


Montreal Expos - 1974

Batter	1	2	3	4	5	6	7	8	9	10	11	12	13	AB R H RBI BB SO LOB	TOP																
Ron Hunt, R OBP: 0.250, SLG: 0.143 (1.5)	4-3		5-3		SH5-4 2B BB	FC5-4 1B		F8		1-3		G5-4-3 1-2 2-3	L9	7 1 1 0 1 0 4																	
Wille Davis, L OBP: 0.143, SLG: 0.143 (1.8)	4-3		K		SH5-4 1-2 2-3	L8				G3		G3	K	7 1 1 0 0 2 4																	
Bob Bailey, R Larry Lintz, S OBP: 0.500, SLG: 1.000 (9.6)	K				1B BB	2B SF7 IBB		F8		L9				2 3 0 0 3 1 1 2 1 1 0 0 0 0																	
Hal Bredren, R Mike Jorgensen, L OBP: 0.800, SLG: 0.800 (9.3)					F7	HBP BB 2B		FC5-4 1-2 2-3		1B SF8 1B			K	5 1 3 3 0 0 2 2 1 0 0 0 1 1																	
Ken Singleton, S OBP: 0.857, SLG: 0.750 (1.9)								F7		SF8 6-3 1B				4 1 3 1 3 0 0																	
Jim Cox, R OBP: 0.286, SLG: 0.500 (1.4)								F9		6-3				6 1 2 3 0 0 5																	
Barry Foote, R (1.2)								5-3						4 1 0 0 2 0 5																	
Tim Felt, R Ron Fairly, L Pepé Frias, R Jim Lyttle, L Ron Woods, R OBP: 1.000, SLG: 1.000 (12.7)								1-3		SF8				2 0 0 0 1 1 0 4 1 0 0 0 0 0 0 0 0 0 0 0 0 0 0 0 0 0 0 0 1 0 0 0 1 0 1 2 1 0 0 0																	
Steve Renko, R Balor Moore, L John Montague, R Boots Day, L Chuck Taylor, R OBP: 0.333, SLG: 0.333 (8.1)			6-3					4-3		F6		SH		3 1 1 0 0 0 3 0 0 0 0 0 0 0 0 0 0 0 0 0 0 0 0 1 0 0 0 0 0 0 0 2 0 1 1 0 0 2																	
Inning Stats	R: 0 E: 0 K: 1 S: 5	H: 0 LOB: 0 BB: 0 P: 5	R: 0 E: 0 K: 0 S: 4	H: 1 LOB: 2 BB: 1 P: 8	R: 0 E: 0 K: 1 S: 5	H: 0 LOB: 0 BB: 0 P: 5	R: 1 E: 0 K: 0 S: 5	H: 2 LOB: 2 BB: 1 P: 9	R: 4 E: 0 K: 0 S: 5	H: 2 LOB: 3 BB: 4 P: 22	R: 0 E: 0 K: 0 S: 4	H: 1 LOB: 1 BB: 0 P: 4	R: 0 E: 0 K: 0 S: 3	H: 0 LOB: 0 BB: 0 P: 3	R: 0 E: 0 K: 0 S: 6	H: 0 LOB: 0 BB: 0 P: 3	R: 3 E: 0 K: 0 S: 6	H: 3 LOB: 2 BB: 2 P: 14	R: 0 E: 0 K: 0 S: 3	H: 0 LOB: 0 BB: 0 P: 3	R: 0 E: 0 K: 1 S: 6	H: 1 LOB: 1 BB: 0 P: 6	R: 0 E: 0 K: 0 S: 3	H: 0 LOB: 1 BB: 1 P: 7	R: 4 E: 0 K: 1 S: 9	H: 4 LOB: 2 BB: 2 P: 17	1B: 10 2B: 4 3B: 0 HR: 0	SF: 2 SAC: 2 DP: 1 HBP: 1	WIP: 0 PB: 0 SB: 0 CS: 0	PA: 65	
PITCHER	IP WLS BF H R ER SO BB IBB HBP BLK WP HR S P ERA WHIP																														
Ken Brett, L ERA: 10.38 (1.1)	4.1	22	5	5	5	2	3	1	0	0	0	0	0	0	2	11	0.00	1.500													
Bruce Kison, R ERA: (5.1)	0.2	5	0	0	0	0	1	1	1	0	0	0	0	0	2	11	0.00	0.500													
John Morlan, R ERA: (6.1)	2.0	7	1	0	0	0	0	0	0	0	0	0	0	7	7	0.00	0.500														
Dave Giusti, R ERA: 11.25 (8.1)	2.0	11	3	3	3	0	1	1	0	0	0	0	0	9	17	13.50	2.000														
Ramon Hernandez, L ERA: 7.71 (10.1)	4.0	L	20	5	4	4	2	1	2	0	0	0	0	0	21	33	9.00	1.500													

Montreal Expos @ Pittsburgh Pirates
Three Rivers Stadium, Pittsburgh, PA
Wed Apr 10 1974, 3:33 AM EDT
Att. 40,434 - Unknown

AB 49
R 12
H 14
RBI 12
BB 11
SO 4
LOB 31



Batter	1	2	3	4	5	6	7	8	9	10	11	12	13	AB R H RBI BB SO LOB	BOTTOM																
Frank Taveras, R Ed Kirkpatrick, L OBP: 0.375, SLG: 0.286 (8.6)	F8 WP SF7 1B		F9		F4		6-3	FC6-4 1-2		F4			6-3	4 1 1 0 0 0 2 1 0 0 0 0 0 2 2 0 0 0 0 0 0																	
Richie Hebner, L OBP: 0.313, SLG: 0.813 (1.5)	F8		F9		2B 2B		E3 G3		F8	F8			F5	7 1 1 1 0 0 1																	
Al Oliver, L OBP: 0.333, SLG: 0.357 (1.8)	E4		3-1		BB 1B 2B		G3		5-3 HR 1B		F9			6 2 2 2 0 0 2																	
Wille Stargell, L OBP: 0.333, SLG: 0.250 (1.7)	SF7				L9		FC5-4 IBB		5-3		4-3			3 1 0 1 2 0 1																	
Richie Zisk, R Dave Giusti, R Bob Robertson, R Ramon Hernandez, S OBP: 1.000, SLG: 4.000 (10.1)	F4				BB 1B BB		FC5-4		HR		K			3 0 0 0 1 0 3 0 0 0 0 0 0 0 1 1 1 2 0 0 0 1 0 0 0 0 1 0																	
Dave Parker, L OBP: 0.429, SLG: 0.900 (1.3)			K		G3							4-3		6 0 3 2 0 1 0																	
Rennie Stennett, R OBP: 0.133, SLG: 0.071 (1.4)			L8				L8		P1			4-3		5 1 1 0 1 0 1																	
Mike Ryan, R OBP: 0.273, SLG: 0.111 (1.2)					FC4-6 BB 1B		F9		K	K		F6		4 0 0 0 2 2 3																	
Ken Brett, L Bruce Kison, R Paul Popovich, S John Morlan, R Gene Clines, R OBP: 0.273, SLG: 0.111 (8.9)					FC4-6 2B 2B		F8		FC6-4 IBB		L9		L6-3	1 0 0 0 0 1 1 0 0 0 0 0 0 0 1 1 0 0 0 0 2 1 0 0 0 0 0 0 2 0 0 0 1 0 0																	
Inning Stats	R: 1 E: 1 K: 0 S: 5	H: 1 LOB: 1 BB: 0 P: 5	R: 0 E: 0 K: 2 S: 7	H: 0 LOB: 1 BB: 1 P: 11	R: 0 E: 0 K: 0 S: 3	H: 0 LOB: 0 BB: 0 P: 3	R: 0 E: 0 K: 0 S: 3	H: 0 LOB: 0 BB: 0 P: 3	R: 5 E: 0 K: 0 S: 6	H: 4 LOB: 2 BB: 3 P: 18	R: 0 E: 0 K: 0 S: 3	H: 0 LOB: 0 BB: 0 P: 3	R: 0 E: 0 K: 0 S: 4	H: 0 LOB: 2 BB: 1 P: 8	R: 0 E: 0 K: 1 S: 6	H: 1 LOB: 2 BB: 1 P: 10	R: 2 E: 0 K: 1 S: 8	H: 3 LOB: 2 BB: 1 P: 12	R: 0 E: 0 K: 0 S: 3	H: 0 LOB: 0 BB: 0 P: 3	R: 0 E: 0 K: 1 S: 5	H: 0 LOB: 0 BB: 0 P: 5	R: 0 E: 0 K: 0 S: 3	H: 0 LOB: 0 BB: 0 P: 3	R: 0 E: 0 K: 0 S: 3	H: 0 LOB: 0 BB: 0 P: 3	1B: 4 2B: 4 3B: 0 HR: 1	SF: 1 SAC: 0 DP: 0 HBP: 0	WIP: 1 PB: 0 SB: 0 CS: 0	PA: 56	
PITCHER	IP WLS BF H R ER SO BB IBB HBP BLK WP HR S P ERA WHIP																														
Steve Renko, R ERA: 7.71 (1.1)	4.2	21	4	5	4	2	2	0	0	0	0	0	0	8	8	7.71	1.286														
Balor Moore, L ERA: (5.1)	0.0	2	0	0	0	0	2	0	0	0	0	0	0	8	8	3.86	0.429														
John Montague, R ERA: (5.1)	2.1	9	1	1	1	0	0	1	0	0	0	0	0	8	12	3.86	0.429														
Chuck Taylor, R ERA: 3.0 (8.1)	6.0	W	24	4	2	2	3	0	2	0	0	0	0	1	28	36	3.00	0.667													

Montreal Expos @ Pittsburgh Pirates
Three Rivers Stadium, Pittsburgh, PA
Wed Apr 10 1974, 3:33 AM EDT
Att. 40,434 - Unknown

AB 48
R 8
H 9
RBI 8
BB 7
SO 5
LOB 18



Batter	1	2	3	4	5	6	7	8	9	AB	R	H	RBI	BB	SO	LOB	TOP			
Ron Hunt, R OBP: 0.308, SLG: 0.100 (1, 5)										3	2	0	0	1	1	1				
Tim Foli, R OBP: 0.500, SLG: 0.333 (1, 6)										4	1	2	0	0	0	1				
Willie Davis, L OBP: 0.167, SLG: 0.364 (1, 8)										4	2	1	1	1	0	3				
Ron Fairly, L OBP: 0.500, SLG: 0.750 Mike Jorgensen, L (7, PR) (7, 3)										3	0	2	2	1	0	0				
Ken Singleton, S OBP: 0.667, SLG: 0.500 (1, 9)										2	0	0	1	2	0	3				
Bob Bailey, R OBP: 0.444, SLG: 0.167 Ron Woods, R OBP: 1.000, SLG: 1.000 Jim Lyttle, L (8, PH) (9, 7)										4	0	1	0	0	2	2				
Jim Cox, R OBP: 0.250, SLG: 0.400 (1, 4)										4	0	1	1	0	1	2				
Barry Foote, R OBP: 0.417, SLG: 0.125 (1, 2)										4	0	1	0	1	0	0				
Steve Rogers, R OBP: 0.200, SLG: 0.200 (1, 1)										5	0	1	0	0	3	6				
Inning Stats	R: 0 E: 0 K: 1 S: 5	H: 0 LOB: 2 BB: 1 P: 10	R: 0 E: 1 K: 3 S: 10	H: 0 LOB: 1 BB: 0 P: 10	R: 2 E: 1 K: 1 S: 8	H: 2 LOB: 1 BB: 0 P: 8	R: 0 E: 0 K: 0 S: 4	H: 1 LOB: 1 BB: 0 P: 4	R: 0 E: 0 K: 1 S: 6	H: 2 LOB: 2 BB: 1 P: 10	R: 2 E: 0 K: 0 S: 6	H: 3 LOB: 2 BB: 1 P: 10	R: 0 E: 0 K: 0 S: 3	H: 0 LOB: 1 BB: 0 P: 4	R: 1 E: 0 K: 1 S: 6	H: 1 LOB: 3 BB: 3 P: 18	1B: 7 2B: 1 3B: 1 HR: 0	SF: 3 SAC: 0 DP: 1 HBP: 2	WP: 2 IBB: 1 CS: 0	PA: 45
PITCHER	IP WLS BF H R ER SO BB IBB HBP BLK WP HR S P ERA WHIP																			
Dock Ellis, R ERA: 4.26 (1, 1)	6.1 L 31 7 4 3 6 3 0 1 0 0 0 0 39 52 4.26 1.579																			
Bruce Kison, R ERA: (7, 1)	1.2 7 1 0 0 0 0 0 0 1 0 0 0 6 7 0.00 0.600																			
John Morlan, R ERA: 2.08 (9, 1)	1.0 7 1 1 1 1 0 3 0 0 2 0 6 18 9.00 1.000																			

Montreal Expos @ Pittsburgh Pirates
Three Rivers Stadium, Pittsburgh, PA
Thu Apr 11 1974, 7:05 PM EDT
Att: 5,606 - Unknown

AB 34
R 5
H 9
RBI 5
BB 6
SO 7
LOB 19



Batter	1	2	3	4	5	6	7	8	9	AB	R	H	RBI	BB	SO	LOB	BOTTOM					
Frank Taveras, R OBP: 0.364, SLG: 0.222 Paul Popovich, S OBP: 0.500, SLG: 0.500 (8, PH) (9, 6)										2	0	0	0	1	1	0						
Richie Hebner, L OBP: 0.300, SLG: 0.700 (1, 5)										4	0	1	0	0	0	4						
Al Oliver, L OBP: 0.316, SLG: 0.333 (1, 8)										4	0	1	0	0	1	4						
Willie Stargell, L OBP: 0.263, SLG: 0.188 (1, 7)										4	0	0	0	0	0	1						
Richie Zisk, R OBP: 0.133, SLG: 0.143 (1, 9)										4	0	1	0	0	1	0						
Dave Parker, L OBP: 0.389, SLG: 0.400 (1, 3)										3	0	0	0	1	2	1						
Rennie Stennett, R OBP: 0.158, SLG: 0.111 (1, 4)										4	0	1	0	0	1	1						
Mike Ryan, R OBP: 0.231, SLG: 0.091 Ed Kirkpatrick, L OBP: 0.400, SLG: 0.333 (8, PH) (9, 2)										2	0	0	0	0	1	0						
Dock Ellis, S OBP: 0.158, SLG: 0.111 (1, 1)										1	0	0	0	1	1	0						
Bruce Kison, R (7, 1)										0	0	0	0	0	0	0						
Gene Clines, R (8, PH)										1	0	0	0	0	0	1						
John Morlan, R (9, 1)										0	0	0	0	0	0	0						
Inning Stats	R: 0 E: 0 K: 1 S: 6	H: 1 LOB: 1 BB: 0 P: 6	R: 0 E: 0 K: 0 S: 3	H: 0 LOB: 0 BB: 0 P: 3	R: 0 E: 0 K: 1 S: 5	H: 0 LOB: 0 BB: 0 P: 5	R: 0 E: 0 K: 1 S: 5	H: 1 LOB: 0 BB: 0 P: 5	R: 0 E: 0 K: 2 S: 7	H: 0 LOB: 0 BB: 0 P: 7	R: 0 E: 0 K: 1 S: 5	H: 0 LOB: 2 BB: 2 P: 13	R: 0 E: 0 K: 1 S: 6	H: 1 LOB: 1 BB: 0 P: 6	R: 1 E: 1 K: 0 S: 4	H: 1 LOB: 1 BB: 1 P: 8	R: 0 E: 0 K: 1 S: 6	H: 2 LOB: 2 BB: 1 P: 10	1B: 5 2B: 2 3B: 0 HR: 0	SF: 0 SAC: 0 DP: 2 HBP: 0	WP: 0 IBB: 0 CS: 1	PA: 35
PITCHER	IP WLS BF H R ER SO BB IBB HBP BLK WP HR S P ERA WHIP																					
Steve Rogers, R ERA: (1, 1)	9.0 W 35 6 1 0 8 4 0 0 0 0 0 47 63 0.00 1.111																					

Montreal Expos @ Pittsburgh Pirates
Three Rivers Stadium, Pittsburgh, PA
Thu Apr 11 1974, 7:05 PM EDT
Att: 5,606 - Unknown

AB 31
R 1
H 6
RBI 0
BB 4
SO 8
LOB 12



Batter	1	2	3	4	5	6	7	8	9	AB	R	H	RBI	BB	SO	LOB	TOP		
Wayne Garrett, L (1, 5) OBP: 0.205, SLG: 0.257	0-3 K		0-3 K			0-0 4-3			0-0 P4	4	0	0	0	0	2	0			
Felix Milten, R (1, 4) OBP: 0.472, SLG: 0.367	0-3 K			0-0 F8			0-0 F9		0-0 FC5-4 1B	4	0	1	0	0	1	0			
Rusty Staub, L (1, 9) OBP: 0.351, SLG: 0.438	0-0 HR			0-0 4-3			4-0 BB 1B		0-0 FC5-4 1B	3	1	2	1	1	0	0			
Cleon Jones, R (1, 7) OBP: 0.278, SLG: 0.242	0-0 6-3			0-0 P4			0-0 LG BB 1B		0-0 FC5-4 1B	4	0	1	0	0	0	2			
John Milner, L (1, 3) OBP: 0.361, SLG: 0.290		0-0 6-3			0-0 4-3				0-0 F7	3	0	0	0	1	0	2			
Dave Schneck, L (1, 8) OBP: 0.440, SLG: 0.458		0-3 K2-3			0-0 G3				0-0 L6	3	0	0	0	0	1	3			
Ron Hodges, L (1, 2) OBP: 0.091, SLG: 0.091		0-0 G3			0-0 3-1				0-0 F7	3	0	0	0	0	0	0			
Bud Harrelson, S (1, 6) OBP: 0.484, SLG: 0.391			0-3 K			0-0 F8			0-0 P4	2	0	0	0	0	1	0			
Ted Martinez, R (7, 6)										1	0	0	0	0	0	0			
Tom Seaver, R (1, 1)			0-0 G3			0-0 F7			0-0 2-3	3	0	0	0	0	0	0			
Inning Stats	R: 1 E: 0 K: 2 S: 8	H: 1 LOB: 0 BB: 0 P: 8	R: 0 E: 0 K: 1 S: 5	H: 0 LOB: 0 BB: 0 P: 5	R: 0 E: 0 K: 2 S: 7	H: 0 LOB: 0 BB: 0 P: 7	R: 0 E: 0 K: 0 S: 3	H: 0 LOB: 0 BB: 0 P: 3	R: 0 E: 0 K: 0 S: 3	H: 0 LOB: 0 BB: 0 P: 3	R: 0 E: 0 K: 0 S: 3	H: 1 LOB: 2 BB: 2 P: 11	R: 0 E: 0 K: 0 S: 3	H: 0 LOB: 0 BB: 0 P: 3	R: 0 E: 0 K: 0 S: 5	H: 2 LOB: 2 BB: 0 P: 5	1B: 3 2B: 1 3B: 0 HR: 1	SF: 0 SAC: 0 DP: 1 HBP: 0	WP: 0 PA: 32 CS: 0
PITCHER	IP WLS BF H R ER SO BB IBB HBP BLK WP HR S P ERA WHIP																		
Steve Renko, R (1, 1) ERA: 3.55	8.0 W 27 2 1 1 5 2 0 0 0 0 1 35 43 1.12 0.500																		
Chuck Taylor, R (9, 1) ERA: 2.57	1.0 5 2 0 0 0 0 0 0 0 0 0 0 5 5 0.00 2.000																		

New York Mets @ Montreal Expos
Jarry Park, Montreal, QB
Tue Apr 16 1974, 4:33 AM EDT
Att: 18,425 - Unknown

AB 30
R 1
H 4
RBI 1
BB 2
SO 5
LOB 7

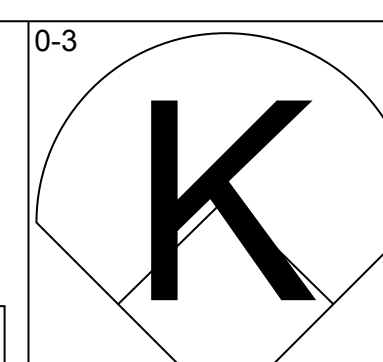
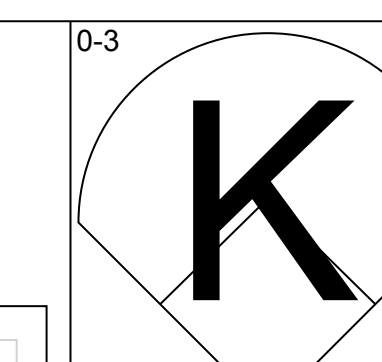
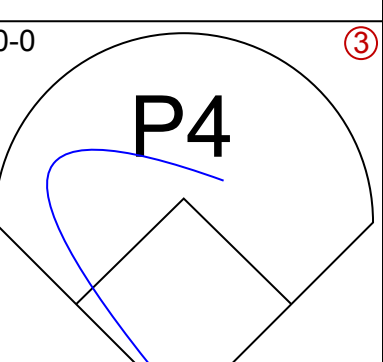
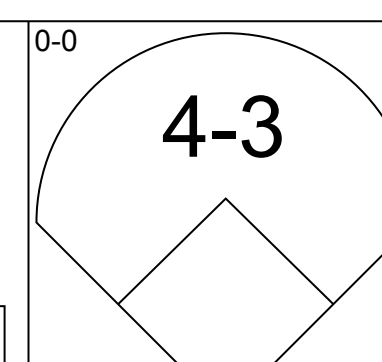
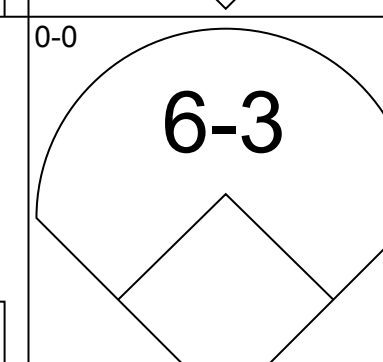
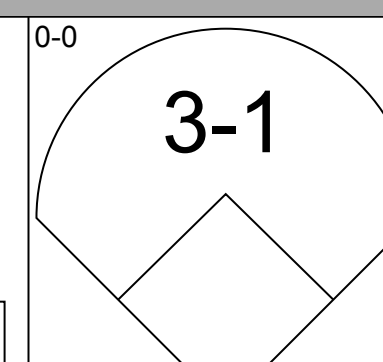
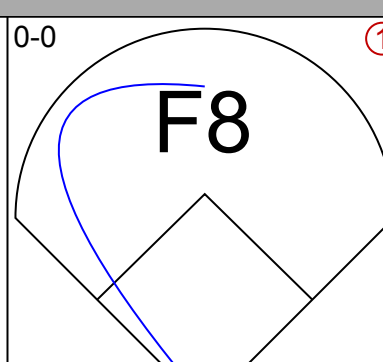
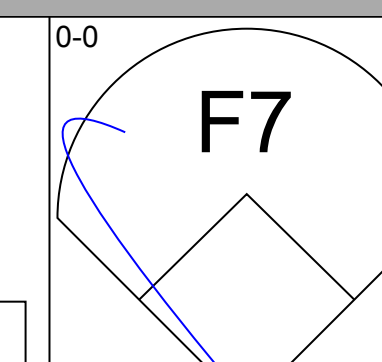
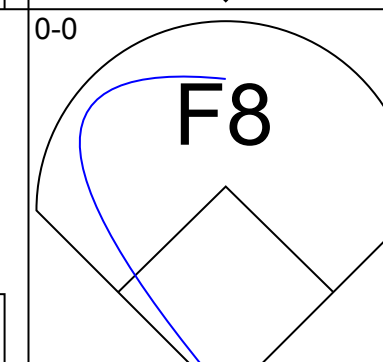
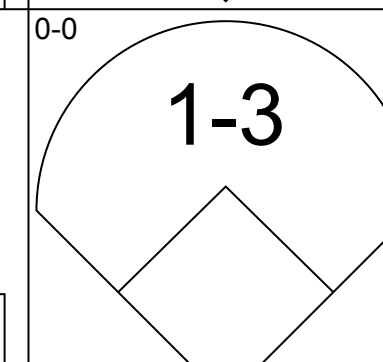
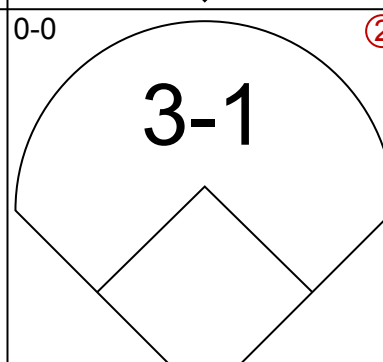
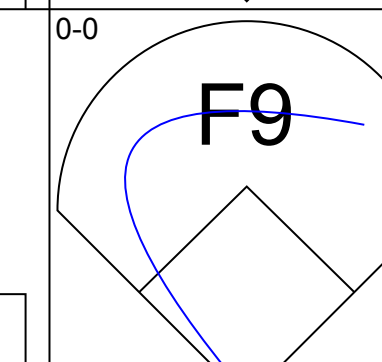
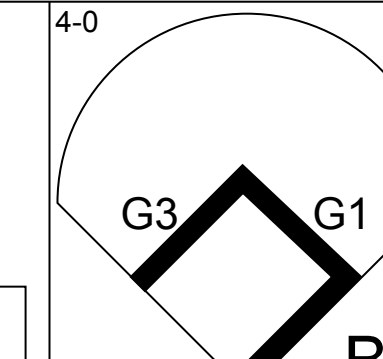
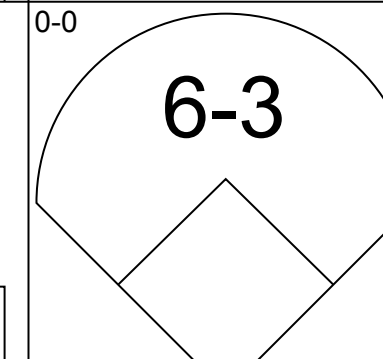
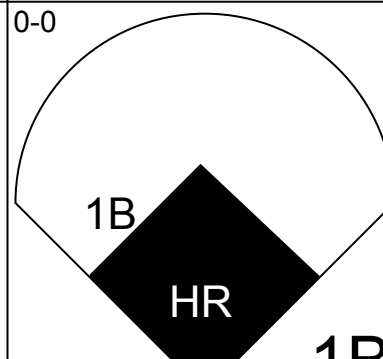
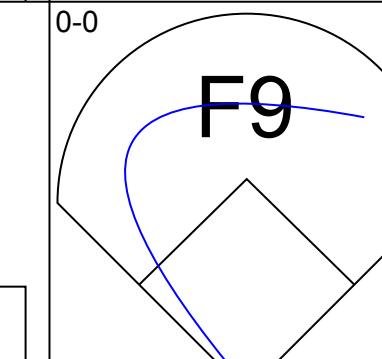
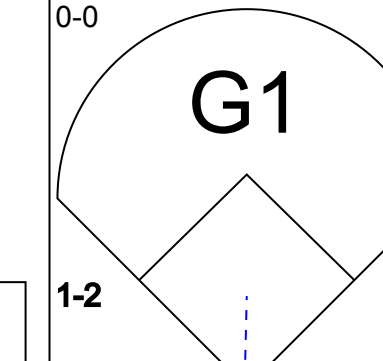
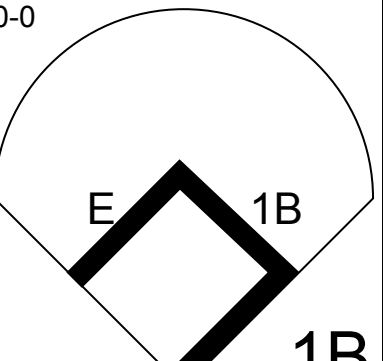
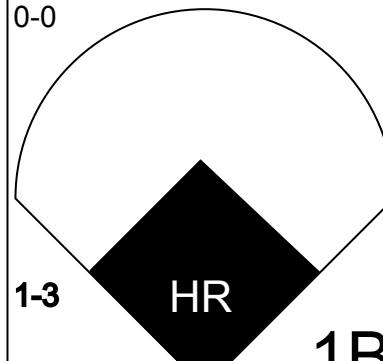
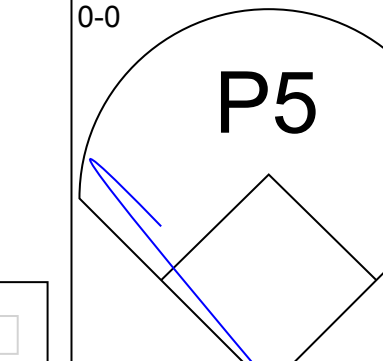
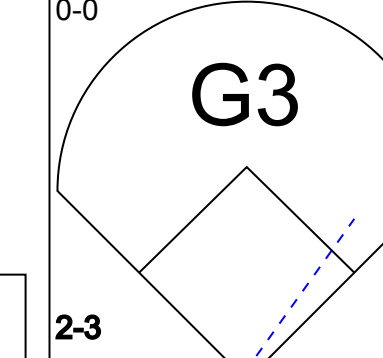
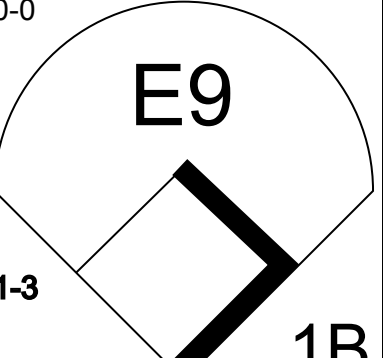
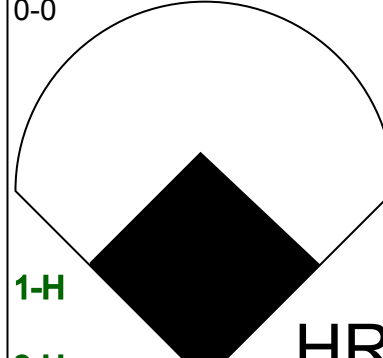
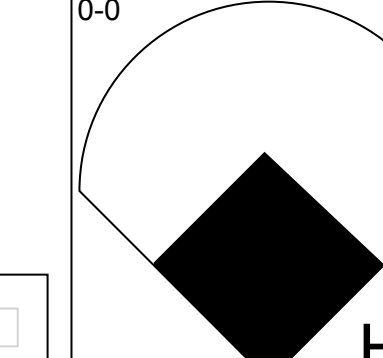
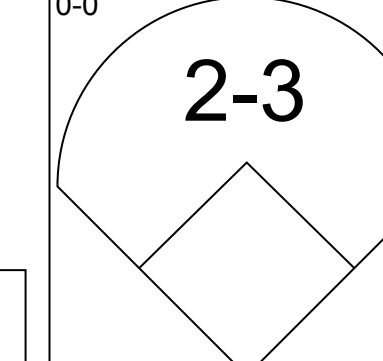
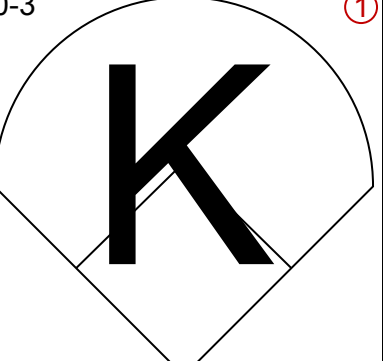
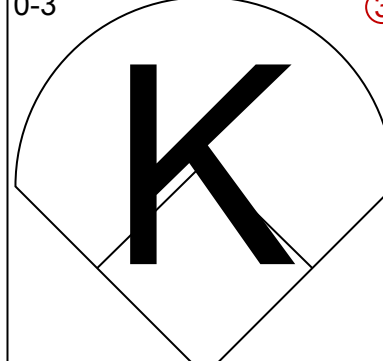
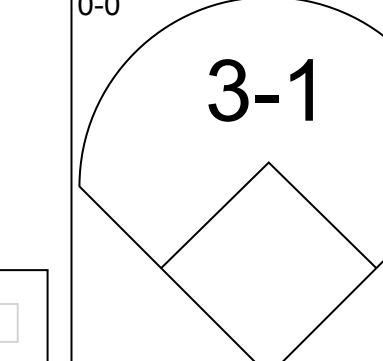
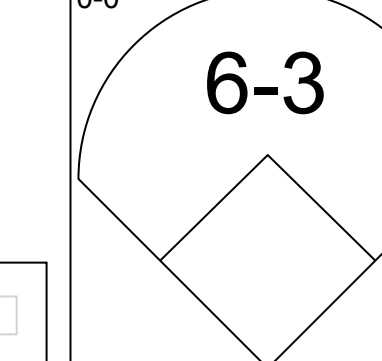
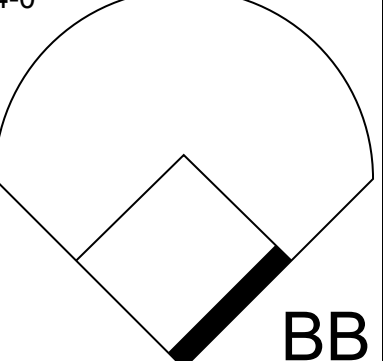
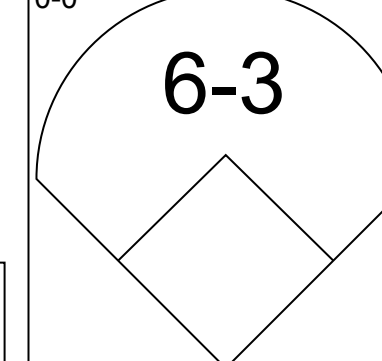
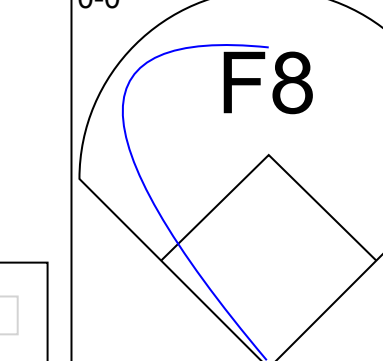
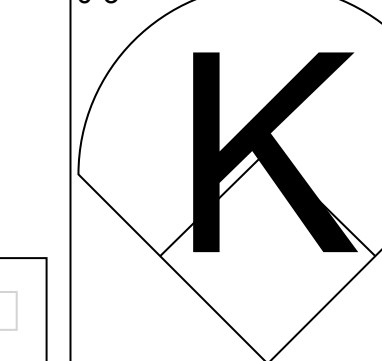
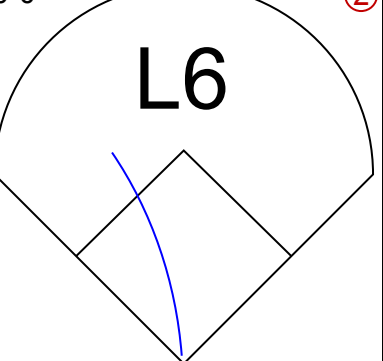
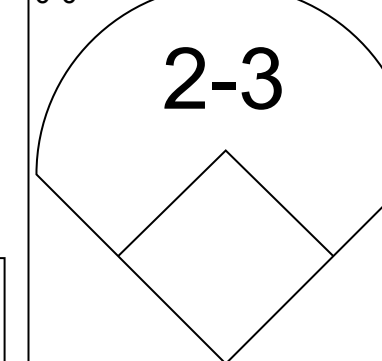


Batter	1	2	3	4	5	6	7	8	9	AB	R	H	RBI	BB	SO	LOB	BOTTOM
Ron Hunt, R (1, 5) OBP: 0.393, SLG: 0.261	0-0 3-1		0-0 6-3		1-0 HBP			0-0 2-3		3	0	0	0	0	0	0	
Tim Foli, R (1, 6) OBP: 0.409, SLG: 0.235	0-0 P4			0-0 F7	0-0 P6			0-0 P4		4	0	0	0	0	0	3	
Willie Davis, L (1, 8) OBP: 0.296, SLG: 0.480	0-0 1B			0-0 1-3 2B		0-3 K		0-0 S 1B		4	1	3	0	0	1	0	
Ken Singleton, S (1, 9) OBP: 0.577, SLG: 0.438	0-0 4-3			0-0 1-3		0-0 4-3		4-0 1B E BB		3	1	0	0	1	0	2	
Ron Fairly, L (1, 3) OBP: 0.429, SLG: 0.769		0-0 F8		0-0 6-3		0-3 K		0-0 BB E 1B		4	0	1	1	0	1	1	
Mike Jorgensen, L (8, PR) (9, 3)								1-3 2-H 3-H E 1B		0	1	0	0	0	0	0	
Bob Bailey, R (1, 7) OBP: 0.435, SLG: 0.412		0-0 6-3			0-3 K			4-0 E BB		3	1	1	1	1	1	0	
Chuck Taylor, R (9, 1) OBP: 0.500, SLG: 1.000								1-2 E BB		0	0	0	0	0	0	0	
Jim Cox, R (1, 4) OBP: 0.269, SLG: 0.304		0-0 F9			4-0 1B BB			0-0 F9 E6		3	0	0	0	1	0	1	
Barry Foote, R (1, 2) OBP: 0.350, SLG: 0.250			0-3 K		0-0 HBP 1B			0-0 P5 5-3		4	0	1	0	0	1	2	
Steve Renko, R (1, 1) OBP: 0.167, SLG: 0.167			0-3 K		0-3 K					3	0	0	0	0	2	2	
Jim Lyttle, L (9, 7)										0	0	0	0	0	0	0	
Inning Stats	R: 0 E: 0 K: 0 S: 4	H: 1 LOB: 1 BB: 0 P: 4	R: 0 E: 0 K: 0 S: 3	H: 0 LOB: 0 BB: 0 P: 3	R: 0 E: 0 K: 2 S: 7	H: 0 LOB: 0 BB: 0 P: 7	R: 0 E: 0 K: 0 S: 4	H: 1 LOB: 1 BB: 0 P: 4	R: 0 E: 0 K: 0 S: 7	H: 0 LOB: 0 BB: 0 P: 7	R: 1 E: 0 K: 0 S: 4	H: 1 LOB: 0 BB: 0 P: 4	R: 3 E: 1 K: 0 S: 6	H: 2 LOB: 2 BB: 2 P: 14	1B: 4 2B: 1 3B: 0 HR: 1	SF: 0 SAC: 0 DP: 0 HBP: 1	WP: 0 PA: 35 CS: 0
PITCHER	IP WLS BF H R ER SO BB IBB HBP BLK WP HR S P ERA WHIP																
Tom Seaver, R (1, 1) ERA: 4.95	8.0 L 35 6 4 2 6 3 0 1 0 0 1 43 56 2.25 1.125																

New York Mets @ Montreal Expos
Jarry Park, Montreal, QB
Tue Apr 16 1974, 4:33 AM EDT
Att: 18,425 - Unknown

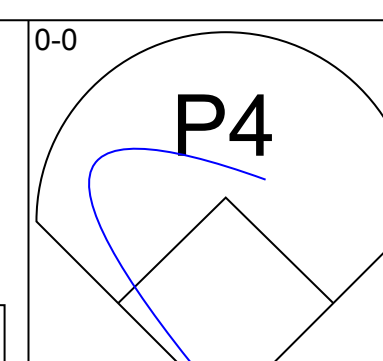
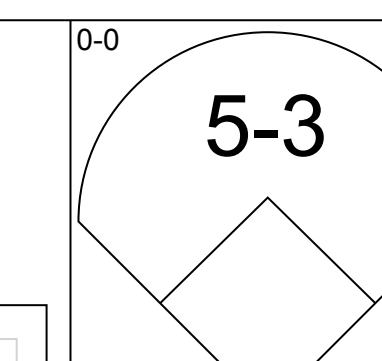
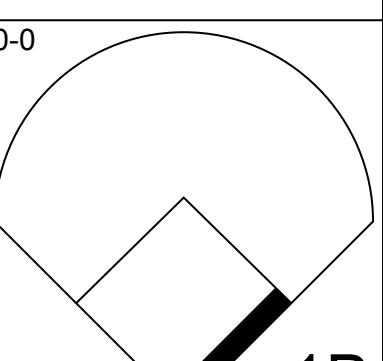
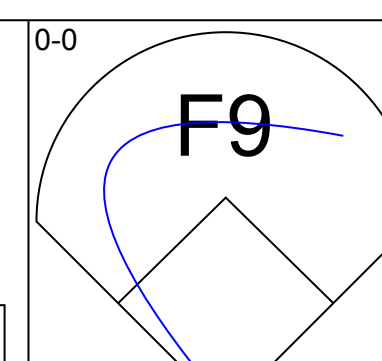
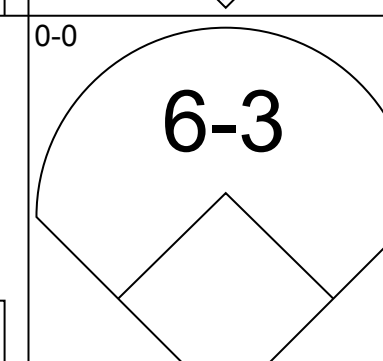
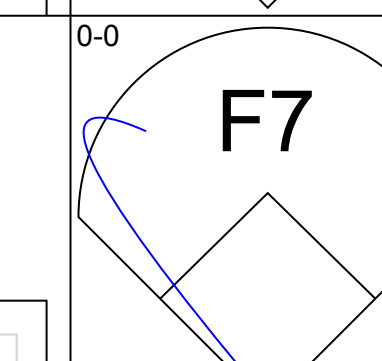
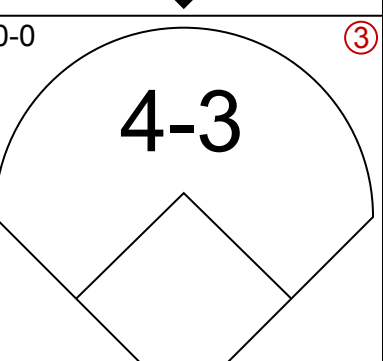
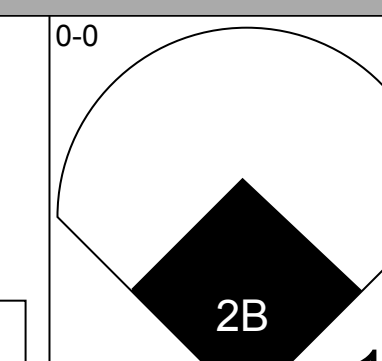
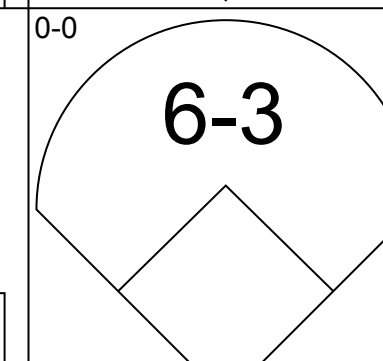
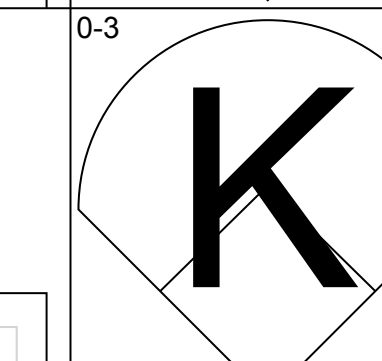
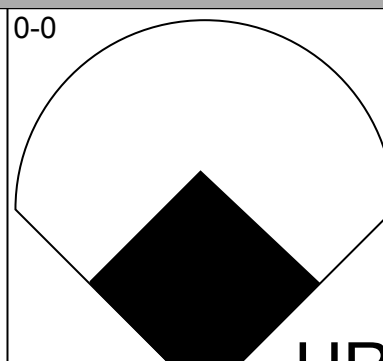
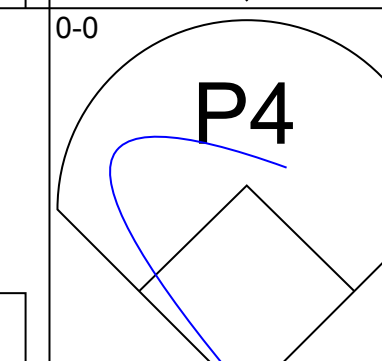
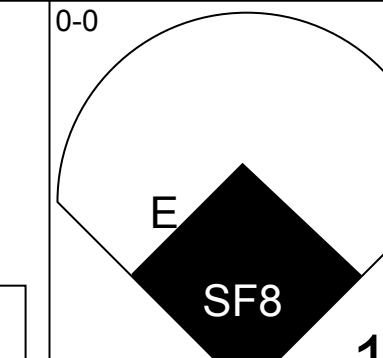
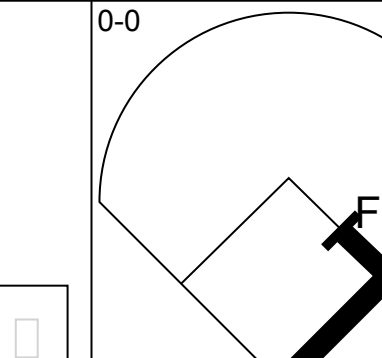
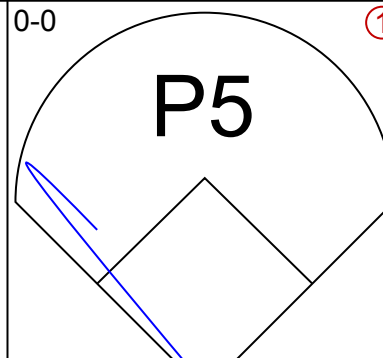
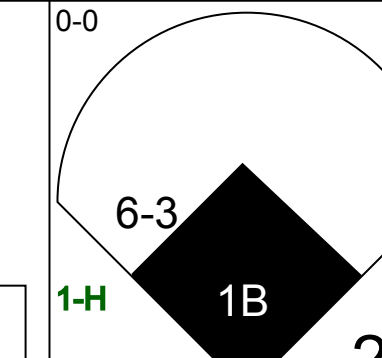
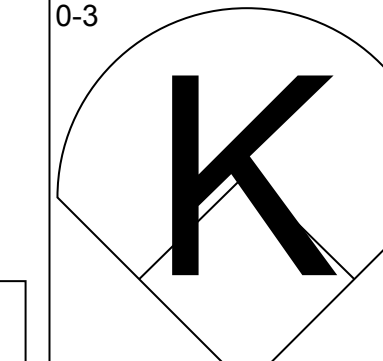
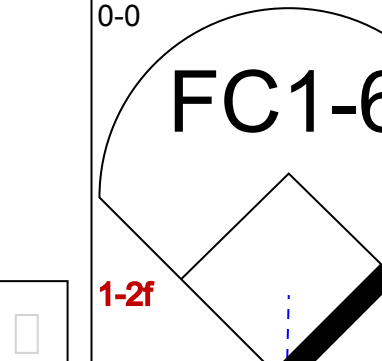
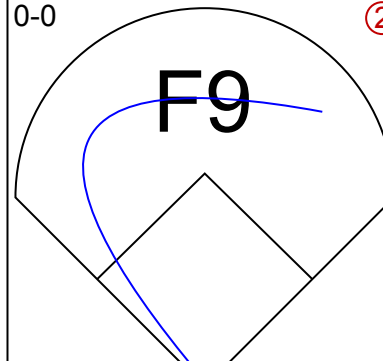
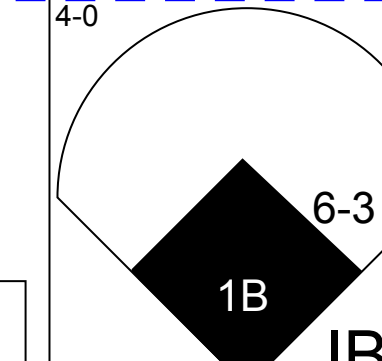
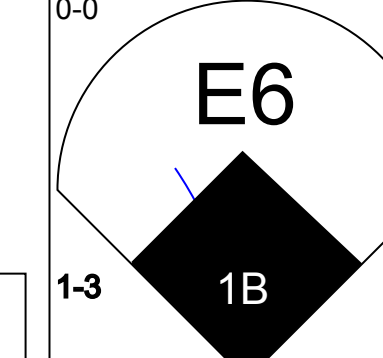
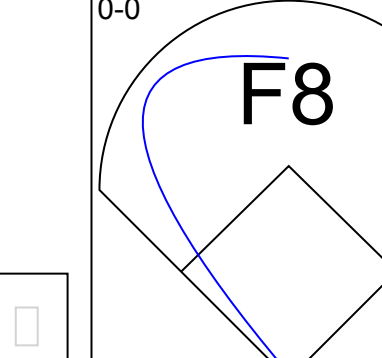
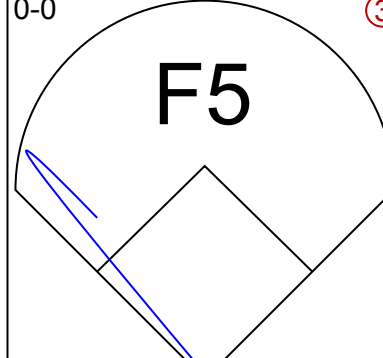
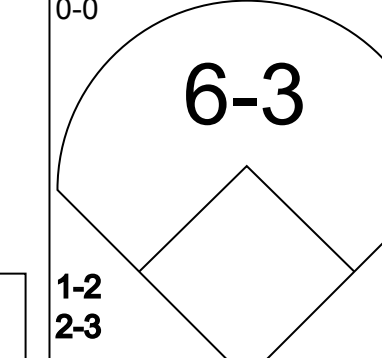
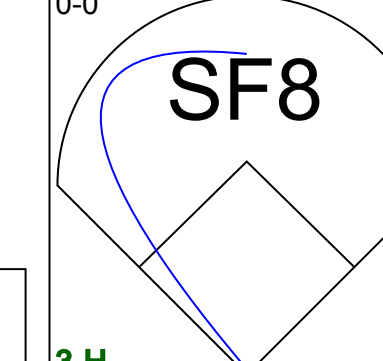
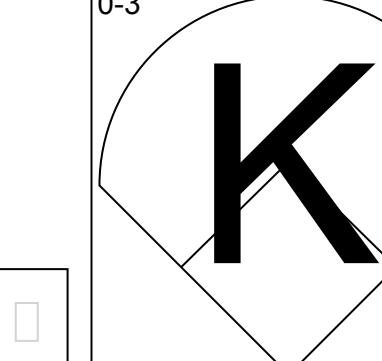
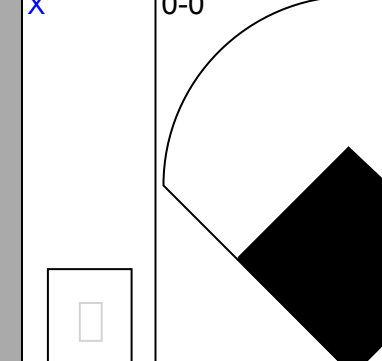
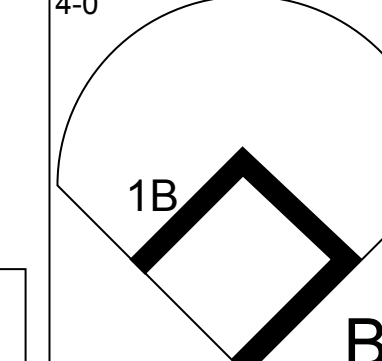
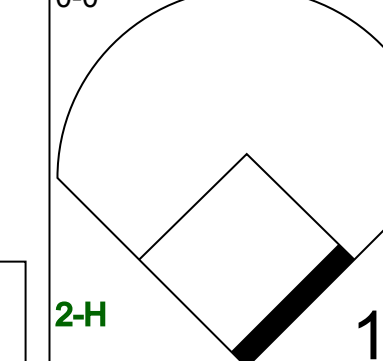
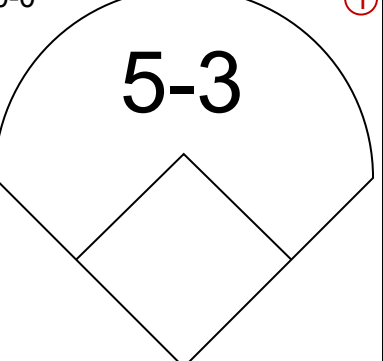
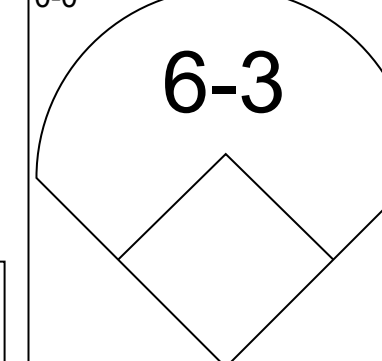
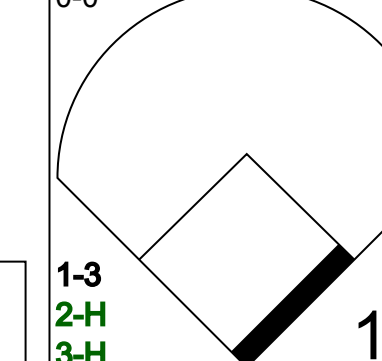
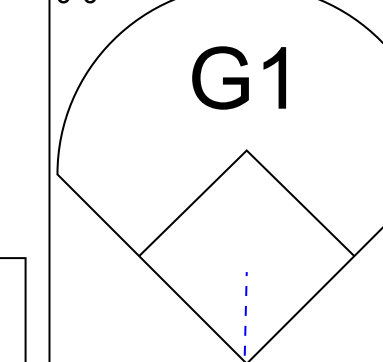
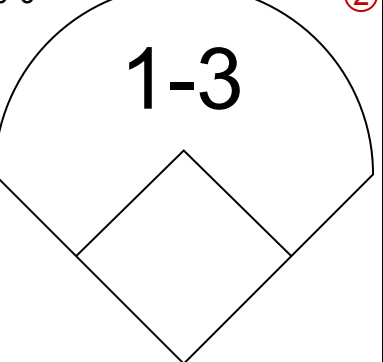
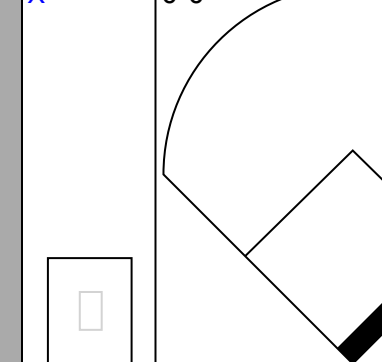
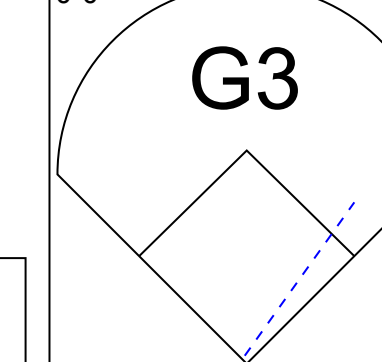
AB 31
R 4
H 6
RBI 2
BB 3
SO 6
LOB 11



Batter	1	2	3	4	5	6	7	8	9	AB	R	H	RBI	BB	SO	LOB	TOP					
Wayne Garrett, L (1, 5) OBP: 0.186, SLG: 0.231										4	0	0	0	0	2	3	<p>New York Mets @ Montreal Expos Jarry Park, Montreal, QB Wed Apr 17 1974, 4:33 AM EDT Att: 10,007 - Unknown</p>					
Felix Milan, R (1, 4) OBP: 0.425, SLG: 0.324										4	0	0	0	0	0	0						
Rusty Staub, L (1, 9) OBP: 0.317, SLG: 0.389										4	0	0	0	0	0	0						
Cleon Jones, R (1, 7) OBP: 0.300, SLG: 0.250										3	1	1	0	1	0	0						
John Milner, L (1, 3) OBP: 0.375, SLG: 0.314										4	1	2	0	0	0	1						
Dave Schneck, L (1, 8) OBP: 0.483, SLG: 0.714										4	2	3	4	0	0	1						
Jerry Grote, R (1, 2) OBP: 0.300, SLG: 0.579 Ken Boswell, L (9, PH) OBP: 0.667, SLG: 0.667										3	0	0	0	0	2	3						
Ted Martinez, R (1, 6) Ed Kranepool, L (9, PH) OBP: 0.500, SLG: 0.500										2	0	0	0	1	0	0						
George Stone, L (1, 1) Tug McGraw, R (8, 1)										3	0	0	0	0	1	3						
										0	0	0	0	0	0	0						
Inning Stats	R: 0 E: 0 K: 1 S: 5	H: 0 LOB: 0 BB: 0 P: 5	R: 0 E: 0 K: 0 S: 3	H: 0 LOB: 1 BB: 1 P: 7	R: 0 E: 0 K: 2 S: 7	H: 0 LOB: 0 BB: 0 P: 7	R: 0 E: 0 K: 0 S: 3	H: 0 LOB: 0 BB: 0 P: 3	R: 0 E: 1 K: 1 S: 7	H: 2 LOB: 3 BB: 1 P: 11	R: 3 E: 0 K: 1 S: 8	H: 3 LOB: 0 BB: 0 P: 8	R: 0 E: 0 K: 0 S: 3	H: 0 LOB: 0 BB: 0 P: 3	R: 0 E: 0 K: 0 S: 3	H: 0 LOB: 0 BB: 0 P: 3	R: 1 E: 0 K: 0 S: 4	H: 1 LOB: 0 BB: 0 P: 4	1B: 4 2B: 0 3B: 0 HR: 2	SF: 0 SAC: 0 DP: 0 HBP: 0	WP: 0 PB: 0 SB: 0 CS: 0	PA: 35
PITCHER Steve Rogers, R (1, 1) ERA: 2.0	IP: 9.0 WLS: W BF: 35 H: 6 R: 4 ER: 4 SO: 5 BB: 2 IBB: 0 HBP: 0 BLK: 0 WP: 0 HR: 2 S: 43 P: 51 ERA: 4.00 WHIP: 0.889															PITCHER						

AB	33
R	4
H	6
RBI	4
BB	2
SO	5
LOB	11



Batter	1	2	3	4	5	6	7	8	9	AB	R	H	RBI	BB	SO	LOB	BOTTOM			
Ron Hunt, R (1, 5) OBP: 0.375, SLG: 0.259										4	0	1	0	0	0	0	<p>New York Mets @ Montreal Expos Jarry Park, Montreal, QB Wed Apr 17 1974, 4:33 AM EDT Att: 10,007 - Unknown</p>			
Willie Davis, L (1, 8) OBP: 0.290, SLG: 0.448										4	1	1	0	0	0	1				
Bob Bailey, R (1, 7) Jim Lyttle, L (9, 7)										4	1	1	1	0	1	1				
Hal Breeden, R (1, 3) Mike Jorgensen, L (8, PR) (9, 3)										4	1	3	1	0	0	0				
Ken Singleton, S (1, 9) OBP: 0.533, SLG: 0.368									3	1	0	0	1	1	2					
Jim Cox, R (1, 4) OBP: 0.233, SLG: 0.259									4	1	0	0	0	0	4					
Barry Foote, R (1, 2) OBP: 0.375, SLG: 0.444										2	1	1	2	1	1					
Tim Foli, R (1, 6) OBP: 0.423, SLG: 0.286										4	0	2	3	0	0	0				
Steve Rogers, R (1, 1) OBP: 0.222, SLG: 0.222										4	0	1	0	0	0	4				
Inning Stats	R: 0 E: 0 K: 0 S: 3	H: 0 LOB: 0 BB: 0 P: 3	R: 2 E: 1 K: 1 S: 8	H: 2 LOB: 1 BB: 0 P: 8	R: 0 E: 0 K: 1 S: 6	H: 1 LOB: 1 BB: 0 P: 6	R: 0 E: 0 K: 0 S: 4	H: 1 LOB: 0 BB: 0 P: 4	R: 1 E: 0 K: 0 S: 4	H: 1 LOB: 0 BB: 0 P: 4	R: 1 E: 0 K: 0 S: 4	H: 2 LOB: 0 BB: 0 P: 4	R: 0 E: 0 K: 0 S: 6	H: 3 LOB: 3 BB: 2 P: 14	R: 3 E: 0 K: 0 S: 6	H: 3 LOB: 3 BB: 2 P: 14	1B: 7 2B: 1 3B: 0 HR: 2	SF: 1 SAC: 0 DP: 0 HBP: 0	WP: 0 PB: 0 SB: 0 CS: 0	PA: 36
PITCHER George Stone, L (1, 1) ERA: 2.93 Tug McGraw, L (8, 1) ERA: 9.64	IP: 7.1 WLS: L BF: 31 H: 9 R: 6 ER: 4 SO: 3 BB: 1 IBB: 0 HBP: 0 BLK: 0 WP: 0 HR: 2 S: 37 P: 37 ERA: 4.91 WHIP: 1.227															PITCHER				



Batter	1	2	3	4	5	6	7	8	9	AB	R	H	RBI	BB	SO	LOB	TOP					
Wayne Garrett, L (1,5) OBP: 0.229, SLG: 0.262										3	2	1	0	2	0	0						
Felix Milan, R (1,4) OBP: 0.444, SLG: 0.368										4	1	2	0	1	0	2						
Rusty Staub, L (1,9) OBP: 0.370, SLG: 0.439										5	0	4	2	0	0	1						
Cleon Jones, R (1,7) OBP: 0.267, SLG: 0.220										5	1	0	0	0	1	7						
John Milner, L (1,3) OBP: 0.386, SLG: 0.342										3	0	1	1	1	0	2						
Dave Schneck, L (1,8) OBP: 0.455, SLG: 0.645										3	0	0	0	1	0	1						
Ron Hodges, L (1,2) OBP: 0.067, SLG: 0.067										4	0	0	0	0	0	2						
Ted Martinez, R (1,6) OBP: 0.250, SLG: 0.571										4	1	1	1	0	0	0						
Ray Sadecki, L (1,1) Harry Parker, R (3,1) George Theodore, R (6, PH) Bob Apodaca, R (6,1) Ken Boswell, L (9, PH)										1	0	0	0	0	0	0						
Inning Stats	R: 2 E: 2 K: 0 S: 5	H: 1 LOB: 2 BB: 2 P: 13	R: 1 E: 0 K: 0 S: 5	H: 2 LOB: 2 BB: 1 P: 9	R: 0 E: 0 K: 0 S: 3	H: 0 LOB: 0 BB: 0 P: 3	R: 0 E: 0 K: 1 S: 6	H: 1 LOB: 1 BB: 0 P: 6	R: 0 E: 0 K: 0 S: 3	H: 1 LOB: 1 BB: 1 P: 7	R: 1 E: 0 K: 0 S: 4	H: 1 LOB: 0 BB: 0 P: 4	R: 0 E: 0 K: 1 S: 5	H: 1 LOB: 1 BB: 1 P: 9	R: 0 E: 0 K: 0 S: 3	H: 0 LOB: 0 BB: 0 P: 3	R: 1 E: 0 K: 0 S: 5	H: 2 LOB: 1 BB: 0 P: 5	1B: 5 2B: 3 3B: 0 HR: 1	SF: 0 SAC: 0 DP: 2 HBP: 0	WP: 0 PB: 0 SB: 0 CS: 0	PA: 40
PITCHER	IP WLS BF H R ER SO BB IBB HBP BLK WP HR S P ERA WHIP																					
Mike Torrez, R (1,1) ERA: 3.46	6.0 W 28 6 4 2 1 4 0 0 0 0 1 26 42 3.00 1.667																					
Chuck Taylor, R (7,1) ERA: 2.7	3.0 S 12 3 1 1 1 1 0 0 0 0 0 0 13 17 3.00 1.333																					

New York Mets @ Montreal Expos
 Jarry Park, Montreal, QB
 Thu Apr 18 1974, 4:33 AM EDT
 Att: 8,390 - Unknown

AB	35
R	5
H	9
RBI	4
BB	5
SO	2
LOB	15



Batter	1	2	3	4	5	6	7	8	9	AB	R	H	RBI	BB	SO	LOB	BOTTOM			
Ron Hunt, R (1,5) OBP: 0.405, SLG: 0.267										3	1	1	0	2	0	0				
Willie Davis, L (1,8) OBP: 0.276, SLG: 0.412										5	0	1	0	0	1	3				
Bob Bailey, R (1,7) OBP: 0.529, SLG: 0.560										4	1	2	0	1	2	1				
Larry Lintz, S (6, PR) OBP: 0.500, SLG: 1.000										0	1	0	0	0	0	0				
Jim Lyttle, L (9,7)										0	0	0	0	0	0	0				
Hal Breeden, R (1,3) OBP: 0.529, SLG: 0.667										2	1	1	1	1	0	1				
Mike Jorgensen, L (6, PR) OBP: 0.333, SLG: 0.200										1	1	1	1	1	0	0				
Ken Singleton, S (1,9) OBP: 0.600, SLG: 0.500										3	2	3	2	2	0	0				
Jim Cox, R (1,4) OBP: 0.303, SLG: 0.414										2	1	2	4	1	0	0				
Barry Foote, R (1,2) OBP: 0.357, SLG: 0.381										3	0	0	0	1	1	3				
Tim Foli, R (1,6) OBP: 0.367, SLG: 0.240										4	0	0	0	0	0	6				
Mike Torrez, R (1,1) Boots Day, L (6, PH) Chuck Taylor, R (7,1) ERA: 9.0										2	0	0	0	0	0	0				
Inning Stats	R: 4 E: 0 K: 1 S: 8	H: 4 LOB: 0 BB: 1 P: 12	R: 0 E: 0 K: 0 S: 3	H: 0 LOB: 1 BB: 1 P: 7	R: 2 E: 0 K: 0 S: 4	H: 2 LOB: 0 BB: 1 P: 8	R: 0 E: 0 K: 0 S: 3	H: 0 LOB: 1 BB: 1 P: 7	R: 0 E: 0 K: 2 S: 8	H: 1 LOB: 3 BB: 2 P: 16	R: 0 E: 0 K: 1 S: 6	H: 1 LOB: 1 BB: 0 P: 6	R: 0 E: 0 K: 0 S: 3	H: 0 LOB: 3 BB: 3 P: 15	R: 2 E: 1 K: 0 S: 5	H: 3 LOB: 1 BB: 0 P: 5	1B: 7 2B: 3 3B: 0 HR: 1	SF: 0 SAC: 1 DP: 0 HBP: 0	WP: 1 PB: 0 SB: 2 CS: 1	PA: 41
PITCHER	IP WLS BF H R ER SO BB IBB HBP BLK WP HR S P ERA WHIP																			
Ray Sadecki, L (1,1) ERA: 16.2	2.2 L 15 6 6 0 0 0 0 0 0 0 0 1 14 26 20.25 3.375																			
Harry Parker, R (3,1) ERA: 9.0	2.1 11 1 0 0 2 2 1 0 0 0 0 0 12 24 0.00 1.286																			
Bob Apodaca, R (6,1) ERA: 9.0	3.0 15 4 2 2 1 2 1 0 0 0 1 0 14 26 6.00 2.000																			

New York Mets @ Montreal Expos
 Jarry Park, Montreal, QB
 Thu Apr 18 1974, 4:33 AM EDT
 Att: 8,390 - Unknown

AB	31
R	8
H	11
RBI	8
BB	9
SO	4
LOB	17



Batter	1	2	3	4	5	6	7	8	9	AB	R	H	RBI	BB	SO	LOB	TOP				
Ron Hunt, R OBP: 0.429, SLG: 0.314 (1, 5)	0-0 E3 1-2 1B		0-0 1B		0-0 1B	0-0 5-3		0-0 F7 1-2		0	2	0	0	0	0	0					
Willie Davis, L OBP: 0.293, SLG: 0.395 (1, 8)	0-0 G3 2-3		0-0 F9		0-0 1B 1-2	4-0 1B 1-2		0-3 K		4	0	1	0	1	1	2					
Bob Bailey, R OBP: 0.459, SLG: 0.536 Jim Lyttle, L (9, 7)	4-0 G6-4-3 BB		4-0 1B 1-2		0-0 1B 1-3 2-H	0-0 P1		0-0 5-3		3	1	1	1	2	0	2					
Hal Breedren, R OBP: 0.476, SLG: 0.579 Mike Jorgensen, L OBP: 0.296, SLG: 0.167 (1, 3) (7, 3)	0-0 G6-4-3 1-2		0-0 2B		0-0 F3 1-2 2-H		0-0 4-3		0-0 G3		4	1	1	1	0	4					
Ken Singleton, S OBP: 0.590, SLG: 0.538 (1, 9)		0-0 SH1 1B	0-0 2B 1-H 2-H		0-0 F2		0-0 4-3				4	0	2	2	0	2					
Jim Cox, R OBP: 0.278, SLG: 0.375 Chuck Taylor, R OBP: 0.333, SLG: 0.667 (1, 4) (7, 1)	0-0 SH1 1-2		0-0 1-3		0-0 1-3		0-0 5-3				3	0	0	0	0	3					
Barry Foote, R OBP: 0.344, SLG: 0.480 (1, 2)	0-3 K				0-0 5-3		0-0 HR		0-0 F7		4	1	1	1	0	1					
Tim Foli, R OBP: 0.382, SLG: 0.276 (1, 6)	0-0 6-3				0-0 4-3		0-0 SH2-4 1B		0-0 FC3-6 1B		4	0	2	0	0	1					
Ernie McAnally, R Larry Lintz, S OBP: 0.333, SLG: 0.667 (1, 1) (7, 4)			0-0 F9		0-0 P4		0-0 SH2-4 1-2		0-0 FC3-6 1-2		2	0	0	0	0	0					
Inning Stats	R: 0 E: 1 K: 0 S: 3	H: 1 LOB: 1 BB: 1 P: 7	R: 0 E: 0 K: 1 S: 6	H: 1 LOB: 1 BB: 0 P: 6	R: 3 E: 0 K: 0 S: 6	H: 3 LOB: 1 BB: 1 P: 10	R: 0 E: 0 K: 0 S: 3	H: 0 LOB: 0 BB: 0 P: 3	R: 1 E: 0 K: 0 S: 6	H: 3 LOB: 2 BB: 1 P: 9	R: 0 E: 0 K: 0 S: 3	H: 0 LOB: 0 BB: 0 P: 3	R: 0 E: 0 K: 0 S: 4	H: 1 LOB: 1 BB: 0 P: 4	R: 0 E: 0 K: 1 S: 5	H: 0 LOB: 0 BB: 0 P: 5	1B: 9 2B: 1 3B: 0 HR: 1	SF: 0 SAC: 2 DP: 1 HBP: 0	WP: 0 PB: 0 SB: 1 CS: 0	PA: 40	
PITCHER	IP WLS BF H R ER SO	IP WLS BF H R ER SO	IP WLS BF H R ER SO	IP WLS BF H R ER SO	IP WLS BF H R ER SO	IP WLS BF H R ER SO	IP WLS BF H R ER SO	IP WLS BF H R ER SO	IP WLS BF H R ER SO	IP WLS BF H R ER SO	IP WLS BF H R ER SO	IP WLS BF H R ER SO	IP WLS BF H R ER SO	IP WLS BF H R ER SO	IP WLS BF H R ER SO	IP WLS BF H R ER SO	ERA WHIP	ERA WHIP			
John Curtis, L ERA: 5.57 (1, 1)	5.1 L 27 10 5 5 1																	8.44 2.250			
Mike Garman, R ERA: (6, 1)	1.2 6 0 0 0 0																	0.00 0.000			
Orlando Pena, R ERA: 1.69 (8, 1)	1.0 4 1 0 0 0																	0.00 1.000			
Pete Richert, L ERA: 3.38 (9, 1)	1.0 3 0 0 0 1																	0.00 0.000			

Montreal Expos @ St. Louis Cardinals
 Busch Stadium, St. Louis, MO
 Fri Apr 19 1974, 7:05 PM CDT
 Att: 29,171 - Unknown

AB 30
 R 5
 H 8
 RBI 5
 BB 3
 SO 2
 LOB 16



Batter	1	2	3	4	5	6	7	8	9	AB	R	H	RBI	BB	SO	LOB	BOTTOM					
Lou Brock, L OBP: 0.328, SLG: 0.328 (1, 7)	0-0 F7		0-3 K		0-0 1-3		4-0 BB 1B		0-0 F5		4	1	0	0	1	1						
Ted Sizemore, R OBP: 0.385, SLG: 0.333 (1, 4)	0-0 P3		0-0 E1		0-0 F8		4-0 1B 2B		0-0 5-3		4	1	0	0	1	0						
Reggie Smith, S OBP: 0.438, SLG: 0.589 (1, 9)	0-3 K		0-0 F7		0-0 L7		0-0 2B 1-3 2-H		1B		4	1	1	1	0	1						
Ted Simmons, S OBP: 0.365, SLG: 0.500 (1, 2)		0-0 4-3		0-0 5-3 BB 1B		0-0 1-3 2B		1-H 3-H 2B		4	0	3	2	0	0	0						
Bake McBride, L OBP: 0.340, SLG: 0.463 (1, 8)		0-0 IHR		4-0 1-2 BB		0-0 1-3 2-3		0-0 P6		3	1	1	1	1	0	2						
Ken Reitz, R OBP: 0.357, SLG: 0.491 (1, 5)		0-0 5-3		0-0 F9		0-0 5-3		0-0 P4		4	0	0	0	0	0	3						
Joe Torre, R OBP: 0.319, SLG: 0.317 (1, 3)		0-0 2B		0-0 5-3		0-0 F8		0-0 6-3		4	0	1	0	0	0	3						
Mike Tyson, R OBP: 0.298, SLG: 0.310 Jim Dwyer, L (7, PH)	0-0 G3							0-3 K		1	0	0	0	1	0	1						
Orlando Pena, R OBP: 1.000, SLG: 1.000 Jim Hickman, R OBP: 0.375, SLG: 0.533 Pete Richert, L (8, PH) (9, 1)								0-0 1-3		1	0	0	0	0	0	0						
John Curtis, L OBP: 0.250, SLG: 0.143 Mike Garman, R (6, 1)			0-3 K		0-3 K			0-0 P6		2	0	0	0	0	2	3						
Jose Cruz, L OBP: 0.231, SLG: 0.182 Stan Papi, R (8, 6) (9, PH)								0-0 F8		1	0	0	0	0	0	0						
Tim McCarver, L OBP: 0.429, SLG: 0.600 (9, PH)										1	0	0	0	0	0	0						
Inning Stats	R: 0 E: 0 K: 1 S: 5	H: 0 LOB: 0 BB: 0 P: 5	R: 1 E: 0 K: 0 S: 5	H: 2 LOB: 1 BB: 0 P: 5	R: 0 E: 1 K: 2 S: 8	H: 0 LOB: 1 BB: 0 P: 8	R: 0 E: 0 K: 1 S: 6	H: 1 LOB: 3 BB: 2 P: 14	R: 0 E: 0 K: 0 S: 3	H: 0 LOB: 0 BB: 0 P: 3	R: 0 E: 0 K: 0 S: 4	H: 1 LOB: 1 BB: 0 P: 4	R: 3 E: 0 K: 1 S: 7	H: 2 LOB: 1 BB: 2 P: 15	R: 0 E: 0 K: 0 S: 3	H: 0 LOB: 0 BB: 0 P: 3	R: 0 E: 0 K: 0 S: 3	H: 0 LOB: 0 BB: 0 P: 3	1B: 2 2B: 3 3B: 0 HR: 1	SF: 0 SAC: 0 DP: 0 HBP: 0	WP: 0 PB: 0 SB: 0 CS: 0	PA: 38
PITCHER	IP WLS BF H R ER SO	IP WLS BF H R ER SO	IP WLS BF H R ER SO	IP WLS BF H R ER SO	IP WLS BF H R ER SO	IP WLS BF H R ER SO	IP WLS BF H R ER SO	IP WLS BF H R ER SO	IP WLS BF H R ER SO	IP WLS BF H R ER SO	IP WLS BF H R ER SO	IP WLS BF H R ER SO	IP WLS BF H R ER SO	IP WLS BF H R ER SO	IP WLS BF H R ER SO	IP WLS BF H R ER SO	ERA WHIP	ERA WHIP				
Ernie McAnally, R ERA: 5.4 (1, 1)	6.2 W 30 4 4 4 0																	5.40 1.200				
Chuck Taylor, R ERA: 2.19 (7, 1)	2.1 S 8 1 0 0 0																	0.00 0.429				

Montreal Expos @ St. Louis Cardinals
 Busch Stadium, St. Louis, MO
 Fri Apr 19 1974, 7:05 PM CDT
 Att: 29,171 - Unknown

AB 34
 R 4
 H 6
 RBI 4
 BB 4
 SO 5
 LOB 13



Batter	1	2	3	4	5	6	7	8	9	AB	R	H	RBI	BB	SO	LOB	TOP																				
Ron Hunt, R OBP: 0.453, SLG: 0.326 (1, 5)	0-0 1B	4-0 BB	0-0 6-3			1-0 HBP	0-0 E7		0-0 5-3	0	2	0	0	0	0	0																					
Tim Foli, R OBP: 0.372, SLG: 0.324 (1, 6)	0-0 1B	0-3 K		0-0 F8		0-0 SH1-4	0-0 F2		0-0 P4	5	1	1	1	0	1	3																					
Willie Davis, L OBP: 0.320, SLG: 0.391 (1, 8)	0-0 S	0-0 4-3		0-0 4-3		4-0 IBB	0-0 1B			4	1	2	3	1	0	1																					
Ken Singleton, S OBP: 0.583, SLG: 0.594 (1, 9)	4-0 G3		4-0 BB	0-0 E9		4-0 G5-4-3	0-0 1B			2	1	1	0	3	0	0																					
Ron Fairly, L OBP: 0.429, SLG: 0.647 Hal Breeden, R OBP: 0.435, SLG: 0.524 (6, PH)	0-3 K		0-0 E	4-0 CS		0-0 SH	0-0 F8			2	1	1	0	1	1	2																					
Mike Jorgensen, L OBP: 0.375, SLG: 0.286 (7, 3)	1-2 2-3		1-2 WP	0-0 IBB		0-0 G5-4-3	0-0 K			2	0	0	0	0	0	0																					
Bob Bailey, R OBP: 0.478, SLG: 0.500 Ron Woods, R OBP: 0.667, SLG: 0.500 (8, 7)	4-0 G3		4-0 WP	0-3 K		4-0 F9	0-0 P6			2	1	0	0	3	1	2																					
Jim Cox, R OBP: 0.295, SLG: 0.359 (1, 4)	0-0 G3		0-3 K	4-0 CS		0-0 SH	0-0 F8			3	1	0	1	1	1	5																					
Barry Foote, R OBP: 0.293, SLG: 0.394 (1, 2)	0-3 K		0-0 SF8	0-0 CS		0-0 F9	0-0 P4			4	0	1	1	0	1	4																					
Steve Rogers, R OBP: 0.214, SLG: 0.214 Chuck Taylor, R OBP: 0.333, SLG: 0.667 (9, 1)		0-3 K	0-0 E4	0-3 K		0-0 E	0-0 6-3			5	1	1	1	0	2	3																					
Inning Stats	R: 3 E: 0 K: 2 S: 10	H: 3 LOB: 2 BB: 2 P: 18	R: 0 E: 0 K: 2 S: 7	H: 0 LOB: 1 BB: 1 P: 11	R: 2 E: 1 K: 1 S: 7	H: 1 LOB: 2 BB: 2 P: 15	R: 0 E: 1 K: 1 S: 6	H: 0 LOB: 2 BB: 1 P: 10	R: 0 E: 0 K: 1 S: 4	H: 1 LOB: 0 BB: 1 P: 8	R: 0 E: 0 K: 0 S: 2	H: 0 LOB: 2 BB: 2 P: 11	R: 4 E: 2 K: 1 S: 10	H: 4 LOB: 2 BB: 1 P: 14	R: 0 E: 0 K: 0 S: 3	H: 0 LOB: 0 BB: 0 P: 3	R: 0 E: 0 K: 0 S: 3	H: 0 LOB: 0 BB: 0 P: 3	1B: 8 2B: 0 3B: 1 HR: 0	SF: 1 SAC: 2 DP: 1 HBP: 1	WP: 1 PB: 0 SB: 2 CS: 2	PA: 47															
PITCHER	IP	WLS	BF	H	R	ER	SO	BB	IBB	HBP	BLK	WP	HR	S	P	ERA	WHIP	PITCHER		IP	WLS	BF	H	R	ER	SO	BB	IBB	HBP	BLK	WP	HR	S	P	ERA	WHIP	
Bob Gibson, R ERA: 7.04	(1, 1)	3.0	L	19	4	5	4	5	4	1	0	0	1	0	24	44	12.00	2.667	Al Hrabosky, L ERA: 8.1		(8, 1)	2.0	6	0	0	0	0	0	0	0	0	6	6	0.00	0.000		
Mike Thompson, R ERA: 9.0	(4, 1)	2.0		8	1	0	0	2	1	1	0	0	0	0	10	18	0.00	1.000																			
Mike Garman, R ERA:	(6, 1)	0.1		4	0	0	0	0	1	1	0	0	0	0	1	10	0.00	3.000																			
Pete Richert, L ERA: 4.91	(6, 1)	1.0		5	1	3	2	0	1	0	0	0	0	0	4	8	18.00	2.000																			
Orlando Pena, R ERA: 3.0	(7, 1)	0.2		5	3	1	0	1	0	0	0	0	0	0	7	7	0.00	4.500																			
Batter	1	2	3	4	5	6	7	8	9	AB	R	H	RBI	BB	SO	LOB	BOTTOM																				
Lou Brock, L OBP: 0.360, SLG: 0.362 Al Hrabosky, R (8, 1)	0-0 S		0-0 1B		0-0 F7		0-0 6-3		0-0 5-3	4	2	2	0	0	0	0																					
Jim Hickman, R OBP: 0.353, SLG: 0.500 (9, PH)	0-0 2B		0-0 1B		0-0 1B		0-0 6-3			0	0	0	0	0	0	0																					
Ted Sizemore, R OBP: 0.411, SLG: 0.375 (1, 4)	0-0 1B		0-0 1B		0-0 1B		0-0 6-3			4	0	3	1	0	0	0																					
Reggie Smith, S OBP: 0.411, SLG: 0.563 (1, 9)	0-3 K		0-0 SF8		0-0 1B		0-0 6-3			3	0	1	1	0	1	1																					
Ted Simmons, S OBP: 0.347, SLG: 0.485 (1, 2)	0-0 G3		0-0 4-3		0-0 4-3		0-0 F8			4	0	0	0	0	0	4																					
Bake McBride, L OBP: 0.357, SLG: 0.469 (1, 8)	0-0 F7		0-0 4-3		0-0 P5		0-0 FC6		4-0 BB	3	2	1	0	1	0	1																					
Ken Reitz, R OBP: 0.375, SLG: 0.475 (1, 5)		0-0 G6-4-3		0-0 4-3		0-0 F5		4-0 FC6		3	0	1	0	1	0	1																					
Joe Torre, R OBP: 0.291, SLG: 0.313 (1, 3)		0-0 G6-4-3		0-0 SF9		0-0 F9		0-0 F7		3	0	0	1	0	0	3																					
Mike Tyson, R OBP: 0.278, SLG: 0.292 Tim McCarver, L OBP: 0.375, SLG: 0.500 (9, PH)		0-0 4-3		0-0 3-1		0-0 K		0-0 FC6		3	1	0	0	0	0	2																					
Bob Gibson, R Jim Dwyer, L Mike Thompson, R Mike Garman, R Pete Richert, L Orlando Pena, R Luis Mendoza, R (8, 1)		0-0 4-3		0-0 K		0-0 5-3		0-0 3B		0	0	0	0	0	0	0																					
Inning Stats	R: 1 E: 0 K: 1 S: 7	H: 2 LOB: 1 BB: 0 P: 7	R: 0 E: 0 K: 0 S: 3	H: 1 LOB: 0 BB: 0 P: 3	R: 1 E: 0 K: 0 S: 5	H: 2 LOB: 1 BB: 0 P: 5	R: 1 E: 0 K: 0 S: 4	H: 1 LOB: 0 BB: 0 P: 4	R: 0 E: 0 K: 1 S: 7	H: 2 LOB: 2 BB: 0 P: 7	R: 0 E: 0 K: 0 S: 3	H: 0 LOB: 0 BB: 0 P: 3	R: 0 E: 0 K: 1 S: 5	H: 0 LOB: 0 BB: 0 P: 5	R: 0 E: 0 K: 0 S: 3	H: 0 LOB: 0 BB: 0 P: 3	R: 2 E: 0 K: 0 S: 4	H: 1 LOB: 2 BB: 2 P: 12	1B: 6 2B: 2 3B: 1 HR: 0	SF: 2 SAC: 0 DP: 1 HBP: 0	WP: 0 PB: 0 SB: 2 CS: 0	PA: 37															
PITCHER	IP	WLS	BF	H	R	ER	SO	BB	IBB	HBP	BLK	WP	HR	S	P	ERA	WHIP	PITCHER		IP	WLS	BF	H	R	ER	SO	BB	IBB	HBP	BLK	WP	HR	S	P	ERA	WHIP	
Steve Rogers, R ERA: 3.12	(1, 1)	8.0	W	33	8	5	5	3	2	0	0	0	0	37	45	5.62	1.250																				
Chuck Taylor, R ERA: 2.03	(9, 1)	1.0		4	1	0	0	0	0	0	0	0	0	4	4	0.00	1.000																				

Montreal Expos @ St. Louis Cardinals
 Busch Stadium, St. Louis, MO
 Sun Apr 21 1974, 3:33 AM CDT
 Att: 12,327 - Unknown

AB 29
 R 9
 H 7
 RBI 7
 BB 9
 SO 8
 LOB 25



Montreal Expos @ St. Louis Cardinals
 Busch Stadium, St. Louis, MO
 Sun Apr 21 1974, 3:33 AM CDT
 Att: 12,327 - Unknown

AB 33
 R 5
 H 9
 RBI 5
 BB 2
 SO 3
 LOB 13



Batter	1	2	3	4	5	6	7	8	9	AB	R	H	RBI	BB	SO	LOB	TOP								
Ron Hunt, R OBP: 0.448, SLG: 0.304 (1, 5)	4-3	F8				CS SH3-4 BB		F3		3	1	0	1	2	0	1	Montreal Expos @ San Francisco Giants Candlestick Park, San Francisco, CA Tue Apr 23 1974, 10:05 PM EDT Att: 2,627 - Unknown								
Tim Foli, R OBP: 0.362, SLG: 0.317 (1, 6)	5-3		K		SH3-4	1B 1B 1B		F8		4	0	1	2	0	1	0									
Willie Davis, L OBP: 0.345, SLG: 0.431 (1, 8)	BB 1B		F7		L9	1B 1B		1B 2B		5	1	3	0	0	0	1									
Ken Singleton, S OBP: 0.585, SLG: 0.583 (1, 9)	1-2 BB		F9		CS	E5 FC3-6 BB		1B		4	0	2	2	1	0	0									
Ron Fairly, L OBP: 0.400, SLG: 0.550 Tom Walker, R (6, 1)	F6			1B SF9 BB		L3		5-3		3	2	0	0	1	0	6									
Bob Bailey, R OBP: 0.500, SLG: 0.595 Jim Lyttle, L (7, 7)		HR		1-3 1B		FC6 BB		F5		3	1	2	1	1	0	0									
Jim Cox, R OBP: 0.306, SLG: 0.386 (1, 4)				F5		BB BB BB		F3		5	1	2	0	0	0	4									
Barry Foote, R OBP: 0.283, SLG: 0.361 (1, 2)		K		SF9		BB BB BB		F9		3	1	0	1	1	1	2									
Mike Torrez, R (1, 1)		K		F8		1-2 2-3 3-H BB		4-3		2	0	0	0	0	1	2									
Mike Jorgensen, L OBP: 0.400, SLG: 0.250 (6, PH) (6, 3)		K				1-2 2-3 3-H BB				1	1	0	1	1	0	1									
Inning Stats	R: 0 E: 0 K: 0 S: 4	H: 1 LOB: 2 P: 8	R: 1 E: 0 K: 2 S: 9	H: 2 LOB: 1 BB: 0 P: 9	R: 0 E: 0 K: 1 S: 5	H: 0 LOB: 0 BB: 0 P: 5	R: 1 E: 0 K: 0 S: 4	H: 1 LOB: 1 BB: 1 P: 8	R: 0 E: 0 K: 0 S: 2	H: 0 LOB: 0 BB: 1 P: 6	R: 5 E: 1 K: 0 S: 7	H: 3 LOB: 3 BB: 4 P: 23	R: 0 E: 0 K: 0 S: 4	H: 1 LOB: 1 BB: 0 P: 4	R: 1 E: 0 K: 0 S: 5	H: 2 LOB: 1 BB: 0 P: 5	R: 0 E: 0 K: 0 S: 3	H: 0 LOB: 0 BB: 0 P: 3	1B: 7 2B: 2 3B: 0 HR: 1	SF: 1 SAC: 1 DP: 0 HBP: 0	WP: 0 PB: 0 SB: 1 CS: 1	PA: 45			
PITCHER	IP WLS BF H R ER SO BB IBB HBP BLK WP HR S P ERA WHIP	5.2 L 27 4 6 3 3 6 0 0 0 0 1 27 51 4.76 1.765	0.0 4 3 1 0 0 1 0 0 0 0 0 0 3 7 ∞ ∞	1.1 5 1 0 0 0 0 0 0 0 0 0 0 5 5 0.00 0.750	2.0 8 2 1 1 0 0 0 0 0 0 0 0 8 8 4.50 1.000																				

AB	35
R	8
H	10
RBI	8
BB	7
SO	3
LOB	18



Batter	1	2	3	4	5	6	7	8	9	AB	R	H	RBI	BB	SO	LOB	BOTTOM						
Bobby Bonds, R OBP: 0.333, SLG: 0.455 (1, 9)	6-3		HR					F8		4	1	1	1	0	0	2	Montreal Expos @ San Francisco Giants Candlestick Park, San Francisco, CA Tue Apr 23 1974, 10:05 PM EDT Att: 2,627 - Unknown						
Mike Phillips, L OBP: 0.285, SLG: 0.305 Bruce Miller, R OBP: 0.333, SLG: 0.333 (1, 4) (8, 4)	K		F8		2B 1B			4-3		4	0	1	1	0	1	0							
Gary Maddox, R OBP: 0.356, SLG: 0.493 (1, 8)	5-3				F8			F3		4	0	1	1	0	0	0							
Gary Matthews, R OBP: 0.328, SLG: 0.286 (1, 7)		L6-3 BB		1-3	K			6-3		3	0	0	0	1	1	2							
Steve Ontiveros, S OBP: 0.364, SLG: 0.308 (1, 5)		L6-3		F7				K		4	0	0	0	0	1	1							
Chris Speier, R OBP: 0.313, SLG: 0.283 (1, 6)					E3 WP 1B			F7		4	1	1	0	0	1	0							
Gary Thomasson, L OBP: 0.238, SLG: 0.111 (1, 3)					1B BB			F9		3	1	1	0	1	0	1							
Ken Rudolph, R OBP: 0.231, SLG: 0.118 (1, 2)			4-3		1B 2B 1B					3	1	1	1	1	1	1							
Tom Bradley, R Don Rose, R Jim Barr, R Jim Howarth, L Elias Sosa, R Dave Rader, L (1, 1) (6, 1) (6, 1) (7, PH) (8, 1) (9, PH)					K			3-1		2	0	0	0	0	1	2							
Inning Stats	R: 0 E: 0 K: 1 S: 5	H: 0 LOB: 0 BB: 0 P: 5	R: 0 E: 0 K: 0 S: 3	H: 1 LOB: 1 BB: 1 P: 7	R: 1 E: 0 K: 0 S: 4	H: 1 LOB: 0 BB: 0 P: 4	R: 0 E: 0 K: 0 S: 3	H: 0 LOB: 0 BB: 0 P: 3	R: 3 E: 1 K: 2 S: 11	H: 3 LOB: 2 BB: 1 P: 15	R: 0 E: 0 K: 2 S: 8	H: 1 LOB: 1 BB: 0 P: 8	R: 0 E: 0 K: 0 S: 3	H: 0 LOB: 0 BB: 0 P: 3	R: 0 E: 0 K: 1 S: 5	H: 0 LOB: 0 BB: 0 P: 5		R: 0 E: 0 K: 0 S: 3	H: 0 LOB: 1 BB: 1 P: 7	1B: 4 2B: 2 3B: 0 HR: 1	SF: 0 SAC: 0 DP: 1 HBP: 0	WP: 1 PB: 0 SB: 0 CS: 0	PA: 36
PITCHER	IP WLS BF H R ER SO BB IBB HBP BLK WP HR S P ERA WHIP	5.0 W 22 5 4 1 3 2 0 0 0 0 0 26 34 1.80 1.400	4.0 S 14 1 0 0 3 1 0 0 0 0 0 19 23 0.00 0.500																				



Batter	1	2	3	4	5	6	7	8	9	AB	R	H	RBI	BB	SO	LOB	TOP					
Ron Hunt, R OBP: 0.419, SLG: 0.280 (1, 5)	5-3		FC6-4 SF9			6-3	L5			4	0	1	0	0	5							
Willie Davis, L OBP: 0.322, SLG: 0.407 (1, 8)	G3		SF9			K				3	0	0	1	0	1							
Bob Bailey, R OBP: 0.481, SLG: 0.561 (1, 7)	K		5-3			2B 1B				4	0	1	0	0	1							
Hal Breedren, R OBP: 0.407, SLG: 0.520 (1, 3)		F7				1B				4	0	1	0	0	1							
Ken Singleton, S OBP: 0.544, SLG: 0.525 (1, 9)		K				K				4	0	0	0	0	3	2						
Jim Cox, R OBP: 0.283, SLG: 0.354 (1, 4)		6-3				K				4	0	0	0	0	2	0						
Barry Foote, R OBP: 0.300, SLG: 0.359 (1, 2)			1B FC6-4 BB			5-3				3	1	1	0	1	0	0						
Tim Foli, R OBP: 0.380, SLG: 0.341 (1, 6)			FC6-4 SF9 1B			F9				3	1	2	0	0	0	0						
Ernie McAnally, R (1, 1)			SH FC6-4			6-3				1	0	0	0	0	0	0						
Chuck Taylor, R OBP: 0.333, SLG: 0.667 (7, PH)										0	0	0	0	0	0	0						
Ron Woods, R OBP: 0.750, SLG: 0.500 (7, 1)										0	0	0	0	1	0	0						
Donald DeMola, R (7, 1)										0	0	0	0	0	0	0						
Inning Stats	R: 0 E: 0 K: 1 S: 5	H: 0 LOB: 0 BB: 0 P: 5	R: 0 E: 0 K: 1 S: 5	H: 0 LOB: 0 BB: 0 P: 5	R: 2 E: 1 K: 0 S: 5	H: 1 LOB: 1 BB: 1 P: 9	R: 0 E: 0 K: 3 S: 9	H: 0 LOB: 0 BB: 0 P: 9	R: 0 E: 0 K: 0 S: 3	H: 0 LOB: 0 BB: 0 P: 3	R: 0 E: 0 K: 2 S: 9	H: 2 LOB: 2 BB: 0 P: 9	R: 0 E: 0 K: 1 S: 6	H: 2 LOB: 2 BB: 1 P: 10	R: 0 E: 0 K: 0 S: 3	H: 0 LOB: 0 BB: 0 P: 3	R: 0 E: 0 K: 0 S: 3	H: 0 LOB: 0 BB: 0 P: 3	1B: 4 2B: 2 3B: 0 HR: 0	SF: 1 SAC: 1 DP: 1 HBP: 0	WP: 0 PB: 0 SB: 0 CS: 0	PA: 34
PITCHER Mike Caldwell, L ERA: 2.31 (1, 1)	IP: 9.0 WLS: W BF: 34 H: 5 R: 2 ER: 1 SO: 8 BB: 2 IBB: 0 HBP: 0 BLK: 0 WP: 0 HR: 0 S: 48 P: 56 ERA: 1.00 WHIP: 0.778											PITCHER	IP: 9.0 WLS: W BF: 34 H: 5 R: 2 ER: 1 SO: 8 BB: 2 IBB: 0 HBP: 0 BLK: 0 WP: 0 HR: 0 S: 48 P: 56 ERA: 1.00 WHIP: 0.778									

Montreal Expos @ San Francisco Giants
Candlestick Park, San Francisco, CA
Thu Apr 25 1974, 6:33 AM EDT
Att: 1,789 - Unknown

AB	30
R	2
H	5
RBI	2
BB	2
SO	8
LOB	8



Batter	1	2	3	4	5	6	7	8	9	AB	R	H	RBI	BB	SO	LOB	BOTTOM			
Gary Matthews, R OBP: 0.333, SLG: 0.283 (1, 7)	6-3		F4			BB FC1-5 PB 1B				4	1	1	0	1	1	1				
Bruce Miller, R OBP: 0.500, SLG: 0.333 (1, 4)	WP F8 BB		PO BB			FC1-5 PB WP				3	1	1	1	2	0	2				
Garry Maddox, R OBP: 0.364, SLG: 0.514 (1, 8)	F8		PO			WP PB BB				3	1	1	0	1	0	3				
Bobby Bonds, R OBP: 0.342, SLG: 0.486 (1, 9)	F8					3B 3B				4	1	2	1	0	1	4				
Steve Ontiveros, S OBP: 0.357, SLG: 0.291 (1, 5)			K			G3				3	0	0	0	1	1	2				
Chris Speier, R OBP: 0.310, SLG: 0.270 (1, 6)			K			K				3	1	0	0	1	3	3				
Dave Kingman, R OBP: 0.373, SLG: 0.588 (8, 3)			K			HR				4	3	3	4	0	1	0				
Gary Thomasson, L OBP: 0.238, SLG: 0.111 (8, 3)			K			HR				0	0	0	0	0	0	0				
Dave Rader, L OBP: 0.368, SLG: 0.500 (1, 2)						5-3				4	0	2	0	0	0	0				
Mike Caldwell, R (1, 1)			B2			FC1-5 1B BB				2	0	0	0	1	0	1				
Inning Stats	R: 0 E: 0 K: 0 S: 3	H: 0 LOB: 1 BB: 1 P: 7	R: 0 E: 0 K: 3 S: 9	H: 0 LOB: 0 BB: 0 P: 9	R: 0 E: 0 K: 0 S: 3	H: 1 LOB: 1 BB: 1 P: 7	R: 3 E: 0 K: 1 S: 8	H: 3 LOB: 0 BB: 0 P: 8	R: 2 E: 0 K: 2 S: 8	H: 1 LOB: 2 BB: 3 P: 20	R: 1 E: 0 K: 0 S: 5	H: 3 LOB: 2 BB: 1 P: 9	R: 2 E: 0 K: 0 S: 4	H: 2 LOB: 0 BB: 1 P: 8	R: 0 E: 0 K: 1 S: 5	H: 0 LOB: 0 BB: 0 P: 5	1B: 4 2B: 2 3B: 2 HR: 2	SF: 0 SAC: 1 DP: 0 HBP: 0	WP: 2 PB: 1 SB: 0 CS: 1	PA: 39
PITCHER Ernie McAnally, R ERA: 6.06 Chuck Taylor, R ERA: 2.45 Donald DeMola, R ERA: 6.14	IP: 4.2 WLS: L BF: 23 H: 5 R: 5 ER: 4 SO: 5 BB: 0 IBB: 1 HBP: 0 BLK: 0 WP: 0 HR: 0 S: 28 P: 48 ERA: 7.71 WHIP: 2.143											PITCHER	IP: 4.2 WLS: L BF: 23 H: 5 R: 5 ER: 4 SO: 5 BB: 0 IBB: 1 HBP: 0 BLK: 0 WP: 0 HR: 0 S: 28 P: 48 ERA: 7.71 WHIP: 2.143							

Montreal Expos @ San Francisco Giants
Candlestick Park, San Francisco, CA
Thu Apr 25 1974, 6:33 AM EDT
Att: 1,789 - Unknown

AB	30
R	8
H	10
RBI	6
BB	7
SO	7
LOB	16

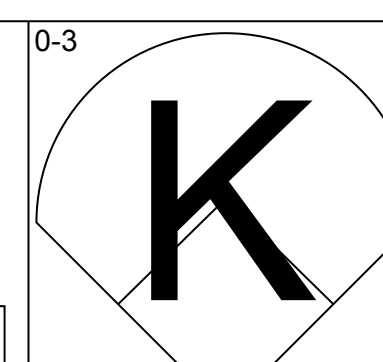
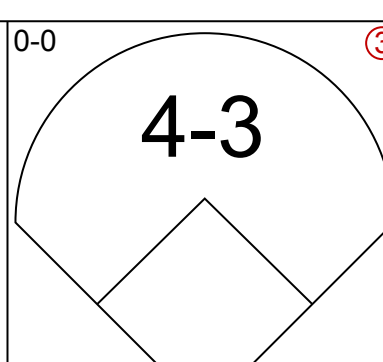
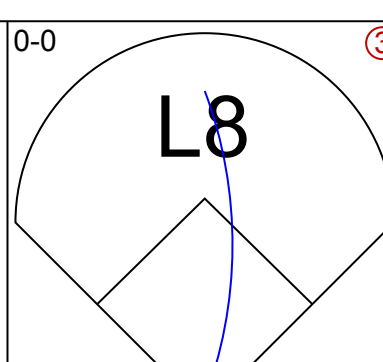
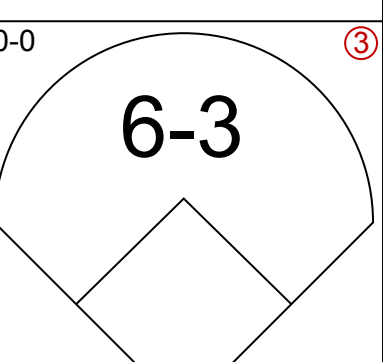
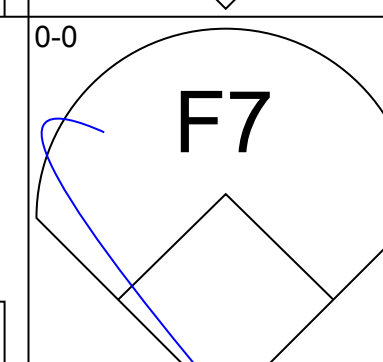
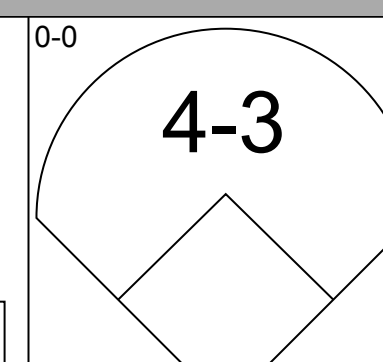
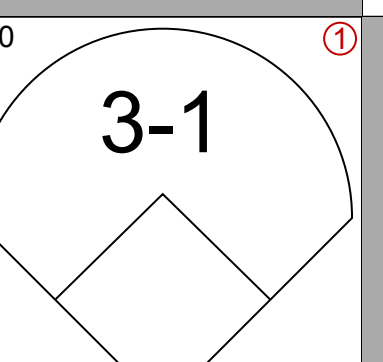
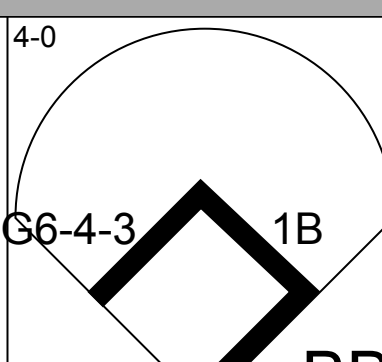
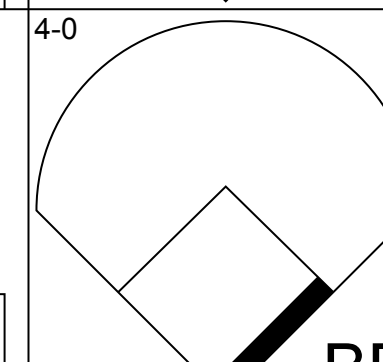
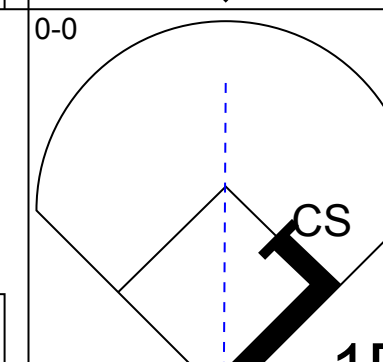
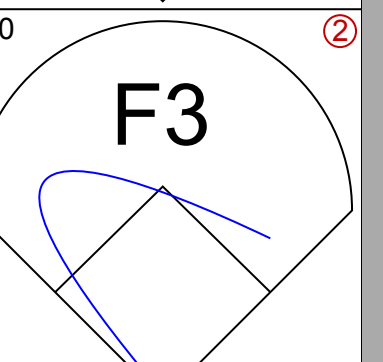
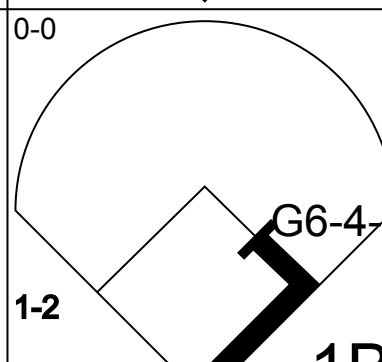
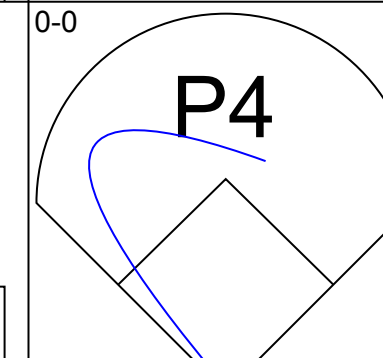
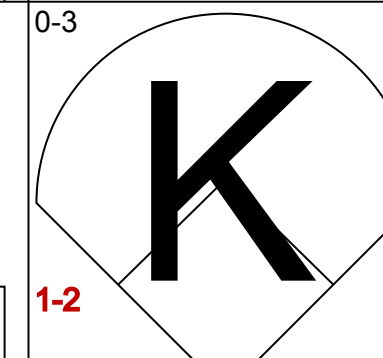
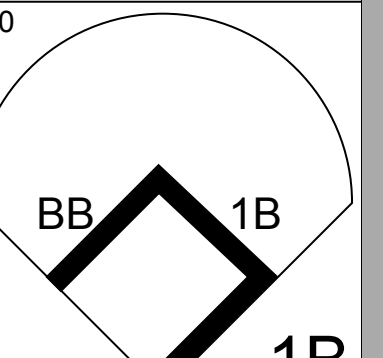
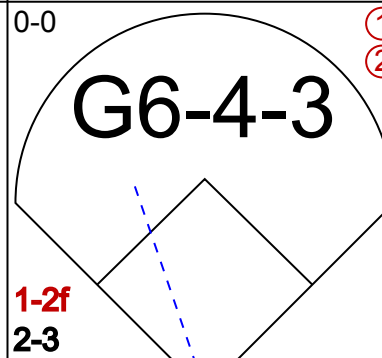
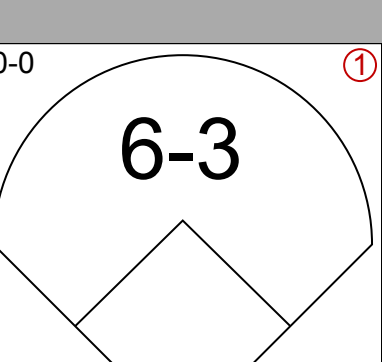
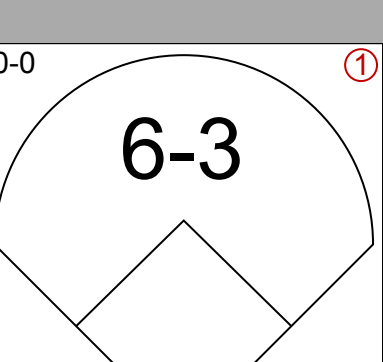

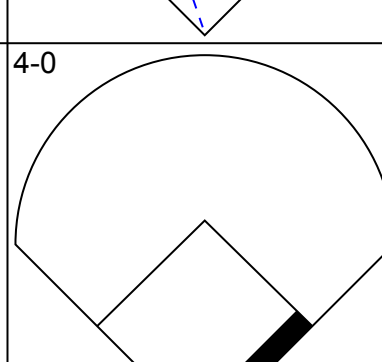

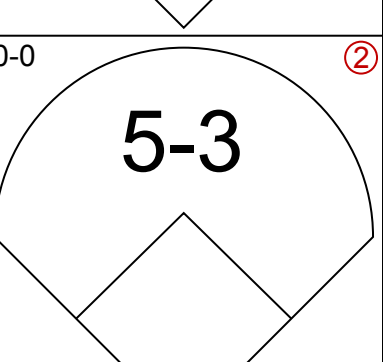
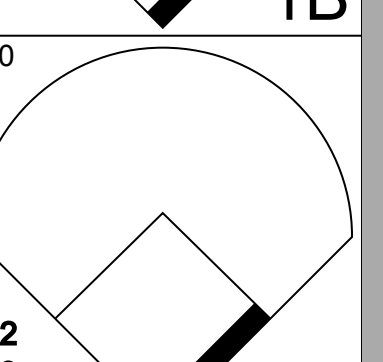
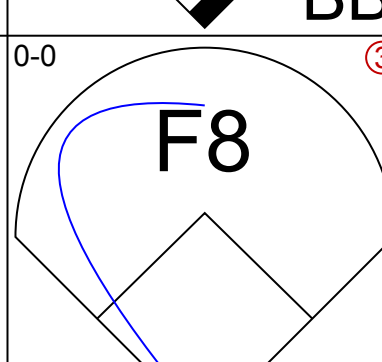

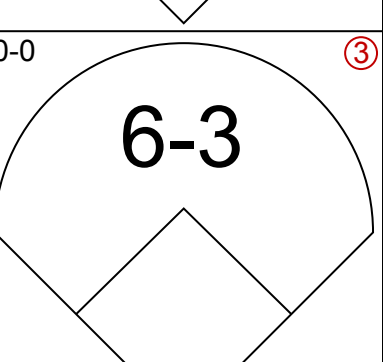
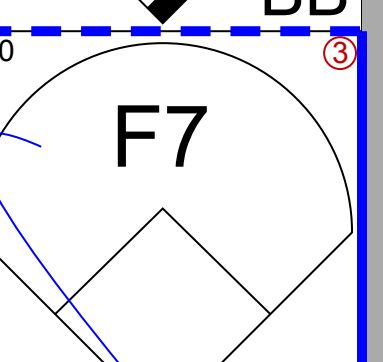
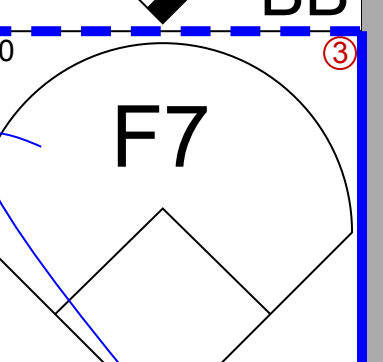
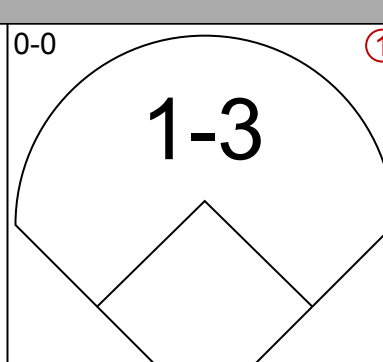
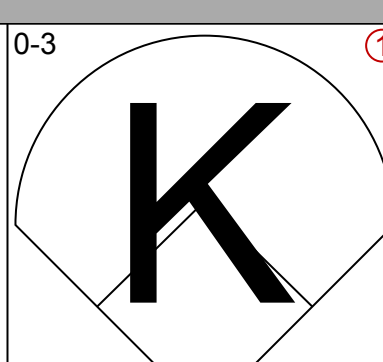
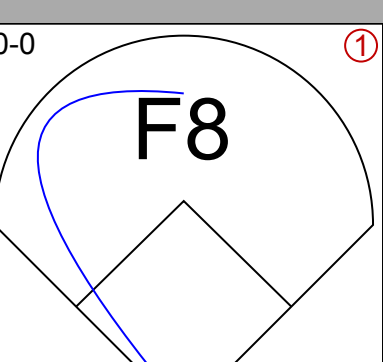
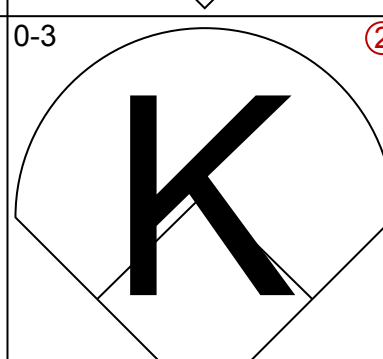
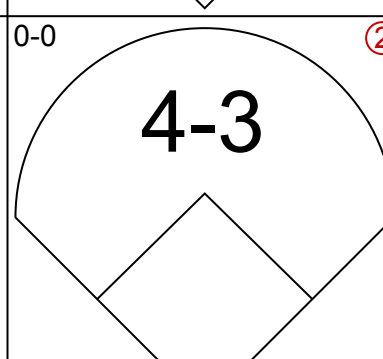
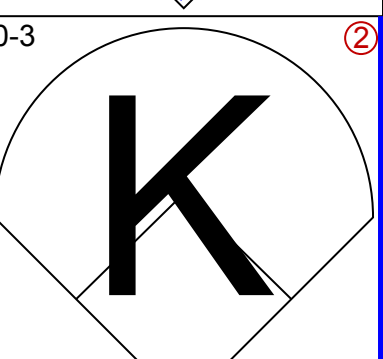


Batter	1	2	3	4	5	6	7	8	9	AB	R	H	RBI	BB	SO	LOB	TOP					
Ron Hunt, R OBP: 0.409, SLG: 0.264 (1.5)	5-3			F7				6-3		3	0	0	0	1	0	0	Montreal Expos @ Los Angeles Dodgers Dodger Stadium, Los Angeles, CA Fri Apr 26 1974, 7:05 PM PDT Att: 30,028 - Unknown					
Tim Foli, R OBP: 0.389, SLG: 0.340 (1.6)	F8			S	5-3			E		3	0	1	0	1	0	3						
Willie Davis, L OBP: 0.302, SLG: 0.379 (1.8)	F5			F8				K		4	0	0	0	0	1	2						
Ken Singleton, S OBP: 0.508, SLG: 0.477 (1.9)				K				F7		4	0	0	0	0	2	1						
Ron Fairly, L OBP: 0.379, SLG: 0.625 (1.3)				G3				3-1		4	1	1	1	0	0	0						
Bob Bailey, R OBP: 0.448, SLG: 0.511 (1.7)				F8				5-3		4	0	0	0	0	0	0						
Jim Cox, R Donald DeMola, R (7.1)				F4				4-3		3	0	0	0	0	0	0						
Barry Foote, R OBP: 0.302, SLG: 0.357 (1.2)				K				P4		0	0	0	0	0	0	0						
Steve Renko, R John Montague, R (1.1)				K				K		3	0	1	0	0	2	0						
Larry Lintz, S OBP: 0.200, SLG: 0.400 (7.4)				K				K		0	0	0	0	0	0	0						
Inning Stats	R: 0 E: 0 K: 0 S: 3	H: 0 LOB: 0 BB: 0 P: 3	R: 0 E: 0 K: 1 S: 5	H: 0 LOB: 0 BB: 0 P: 5	R: 0 E: 0 K: 2 S: 7	H: 0 LOB: 0 BB: 0 P: 7	R: 0 E: 0 K: 1 S: 6	H: 1 LOB: 1 BB: 0 P: 6	R: 1 E: 0 K: 0 S: 5	H: 2 LOB: 3 BB: 2 P: 13	R: 0 E: 0 K: 0 S: 3	H: 0 LOB: 0 BB: 0 P: 3	R: 0 E: 0 K: 1 S: 5	H: 0 LOB: 0 BB: 1 P: 5	R: 0 E: 1 K: 2 S: 7	H: 0 LOB: 1 BB: 1 P: 11	R: 0 E: 0 K: 0 S: 3	H: 0 LOB: 0 BB: 0 P: 3	1B: 2 2B: 0 3B: 0 HR: 1	SF: 0 SAC: 0 DP: 0 HBP: 0	WP: 0 PB: 0 SB: 1 CS: 0	PA: 33
PITCHER Andy Messersmith, R ERA: 2.63 (1.1)	IP: 9.0 WLS: W BF: 33 H: 3 R: 1 ER: 1 SO: 7 BB: 3 IBB: 0 HBP: 0 BLK: 0 WP: 0 HR: 1 S: 44 P: 56 ERA: 1.00 WHIP: 0.667																					

Batter	1	2	3	4	5	6	7	8	9	AB	R	H	RBI	BB	SO	LOB	BOTTOM			
Davey Lopes, R OBP: 0.348, SLG: 0.268 (1.4)	SH1-3			FC6-4				K		4	2	0	0	1	1	4	Montreal Expos @ Los Angeles Dodgers Dodger Stadium, Los Angeles, CA Fri Apr 26 1974, 7:05 PM PDT Att: 30,028 - Unknown			
Bill Buckner, L OBP: 0.361, SLG: 0.385 (1.7)	SH1-3	E3		3B				F7		3	0	1	1	1	0	0				
Jimmy Wynn, R Tom Paciorek, R (5.8)	1B	6-3		P5				F8		2	1	0	0	1	0	2				
Ron Cey, R OBP: 0.390, SLG: 0.348 (1.5)	1B	6-3		1B				P4		1	0	0	0	1	0	2				
Willie Crawford, L OBP: 0.425, SLG: 0.403 (1.9)	1B			F8				2B		4	2	2	1	0	0	0				
Steve Garvey, R OBP: 0.347, SLG: 0.643 (1.3)	1B			P6				F8		3	1	1	0	1	0	1				
Steve Yeager, R OBP: 0.500, SLG: 0.667 (1.2)	1B			1-4-3				K		4	0	2	3	0	1	1				
Bill Russell, R OBP: 0.360, SLG: 0.400 (1.6)	L7			K				6-3		3	0	0	0	1	1	2				
Andy Messersmith, R OBP: 0.571, SLG: 0.917 (1.1)	1B			FC6-4				P4		3	0	2	1	1	0	2				
Inning Stats	R: 5 E: 0 K: 0 S: 7	H: 4 LOB: 2 BB: 3 P: 19	R: 0 E: 1 K: 0 S: 3	H: 0 LOB: 0 BB: 0 P: 3	R: 0 E: 0 K: 0 S: 3	H: 0 LOB: 0 BB: 0 P: 3	R: 1 E: 0 K: 1 S: 6	H: 1 LOB: 1 BB: 1 P: 10	R: 0 E: 0 K: 0 S: 4	H: 1 LOB: 2 BB: 1 P: 8	R: 1 E: 0 K: 0 S: 5	H: 2 LOB: 2 BB: 1 P: 9	R: 0 E: 0 K: 1 S: 5	H: 0 LOB: 1 BB: 1 P: 9	R: 0 E: 0 K: 0 S: 3	H: 0 LOB: 0 BB: 0 P: 3		1B: 5 2B: 3 3B: 1 HR: 0	SF: 0 SAC: 1 DP: 0 HBP: 0	WP: 0 PB: 0 SB: 1 CS: 1
PITCHER Steve Renko, R ERA: 8.64 (1.1)	IP: 0.2 WLS: L BF: 9 H: 4 R: 5 ER: 5 SO: 0 BB: 3 IBB: 0 HBP: 0 BLK: 0 WP: 0 HR: 0 S: 6 P: 18 ERA: 67.50 WHIP: 10.500																			
John Montague, R ERA: 1.93 (1.1)	5.1 WLS: 21 BF: 3 H: 1 R: 1 ER: 1 SO: 2 BB: 1 IBB: 0 HBP: 0 BLK: 1 WP: 0 HR: 0 S: 23 P: 31 ERA: 1.69 WHIP: 0.750																			
Donald DeMola, R ERA: 5.79 (7.1)	2.0 WLS: 10 BF: 2 H: 1 R: 1 ER: 1 SO: 1 BB: 1 IBB: 0 HBP: 0 BLK: 0 WP: 0 HR: 0 S: 10 P: 18 ERA: 4.50 WHIP: 1.500																			

Batter	1	2	3	4	5	6	7	8	9	AB	R	H	RBI	BB	SO	LOB	TOP			
Ron Hunt, R OBP: 0.400, SLG: 0.250 (1, 5)										3	0	0	0	1	0	0	Montreal Expos @ Los Angeles Dodgers Dodger Stadium, Los Angeles, CA Sat Apr 27 1974, 3:33 AM PDT Att: 16,914 - Unknown livebaseballscorecards.com			
Willie Davis, L OBP: 0.299, SLG: 0.371 (1, 8)										4	0	1	0	0	1	0				
Bob Bailey, R OBP: 0.435, SLG: 0.479 (1, 7)										3	0	0	0	1	1	0				
Hal Breeden, R OBP: 0.387, SLG: 0.464 (1, 3)											3	0	0	0	1	2		3		
Ken Singleton, S OBP: 0.492, SLG: 0.447 (1, 9)											3	1	0	0	1	0		4		
Jim Cox, R OBP: 0.267, SLG: 0.327 (1, 4)											4	1	1	0	0	2		0		
Barry Foote, R OBP: 0.304, SLG: 0.386 (1, 2)											2	0	1	1	0	1		0		
Tim Foli, R OBP: 0.386, SLG: 0.340 (1, 6)											3	0	1	1	0	0		1		
Steve Rogers, R OBP: 0.188, SLG: 0.188 (1, 1)										2	0	0	0	0	0	2				
Ron Woods, R OBP: 0.600, SLG: 0.333 (7, PH)										1	0	0	0	0	0	1				
Chuck Taylor, R OBP: 0.333, SLG: 0.667 (7, 1)										0	0	0	0	0	0	0				
Inning Stats	R: 0 E: 0 K: 1 S: 5	H: 1 LOB: 2 BB: 2 P: 13	R: 0 E: 0 K: 2 S: 7	H: 0 LOB: 0 BB: 0 P: 7	R: 0 E: 0 K: 0 S: 3	H: 0 LOB: 0 BB: 0 P: 3	R: 0 E: 0 K: 1 S: 5	H: 0 LOB: 0 BB: 0 P: 5	R: 0 E: 1 K: 0 S: 4	H: 1 LOB: 1 BB: 0 P: 4	R: 0 E: 0 K: 0 S: 3	H: 0 LOB: 0 BB: 0 P: 3	R: 2 E: 0 K: 1 S: 7	H: 2 LOB: 1 BB: 1 P: 11	R: 0 E: 0 K: 1 S: 5	H: 0 LOB: 0 BB: 1 P: 8	1B: 3 2B: 1 3B: 0 HR: 0	SF: 1 SAC: 0 DP: 3 HBP: 0	WP: 1 PB: 0 SB: 0 CS: 0	PA: 33
PITCHER	IP WLS BF H R ER SO BB IBB HBP BLK WP HR S P ERA WHIP																			
Al Downing, L ERA: 4.6 (1, 1)	7.0 W 27 4 2 2 5 3 0 0 0 1 0 34 46 2.57 1.000																			
Mike Marshall, R ERA: 2.37 (8, 1)	2.0 6 0 0 0 2 1 0 0 0 0 0 0 9 13 0.00 0.500																			

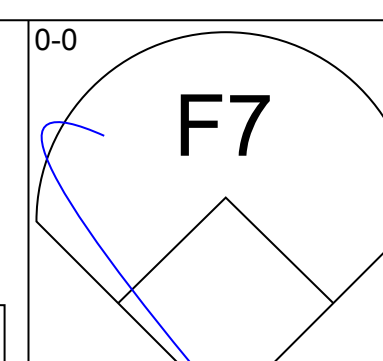
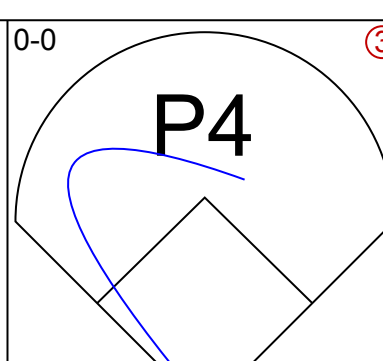
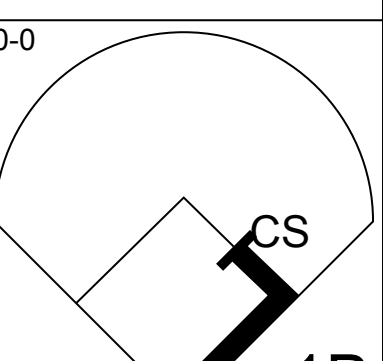
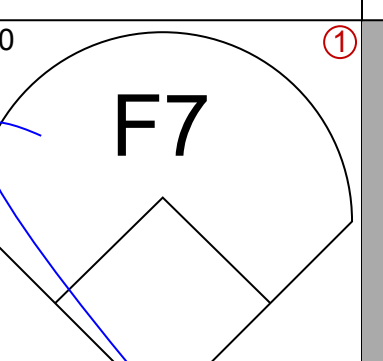
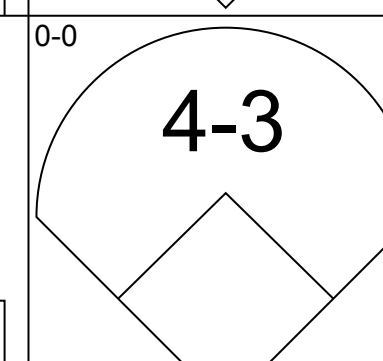
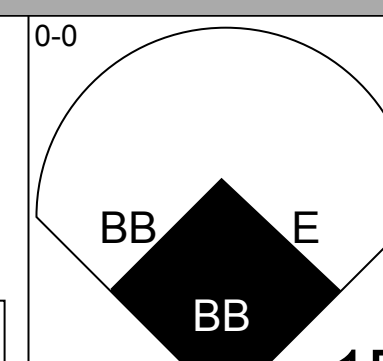
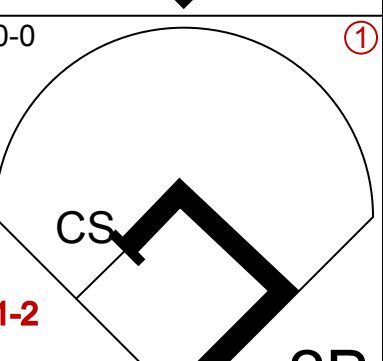
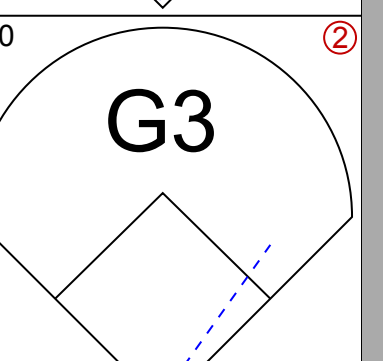
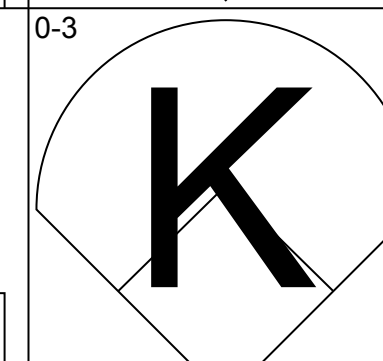
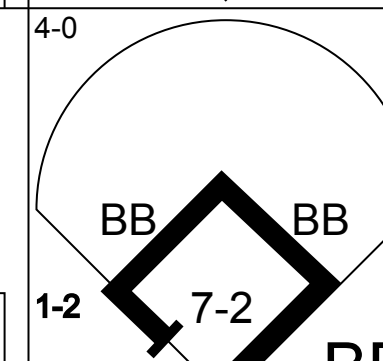
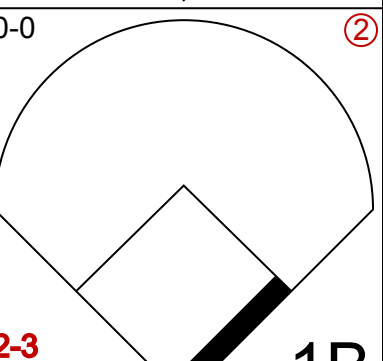
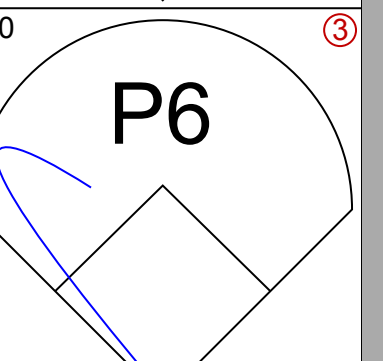
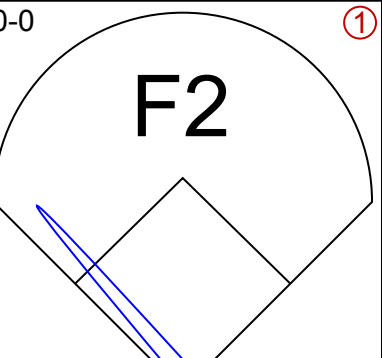
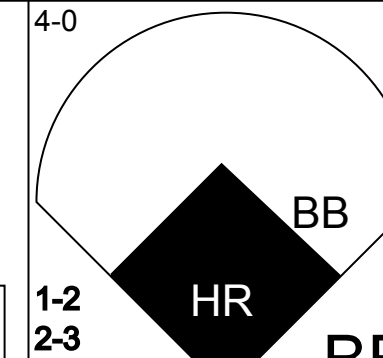
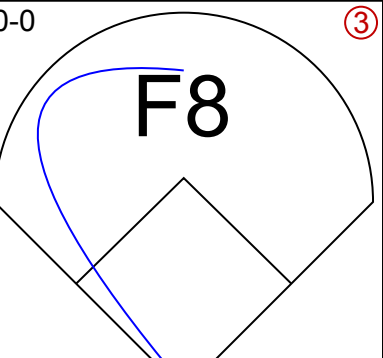
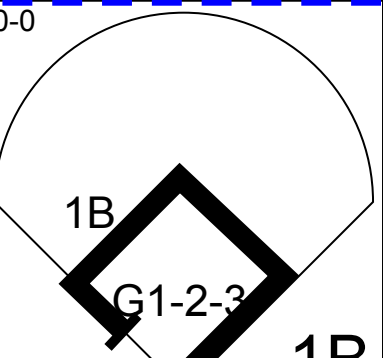

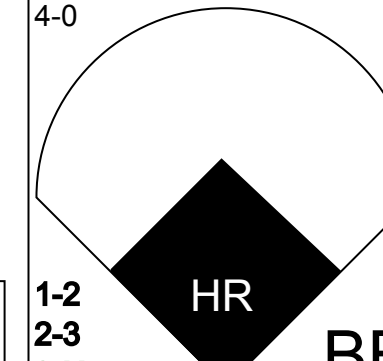
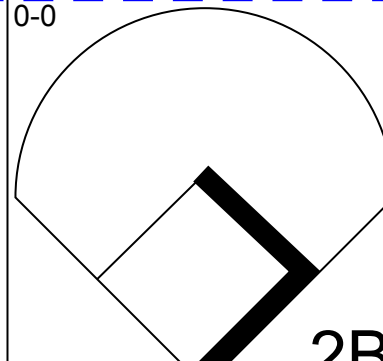
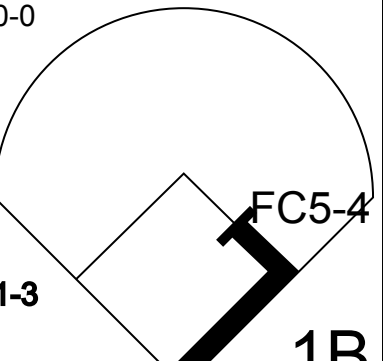

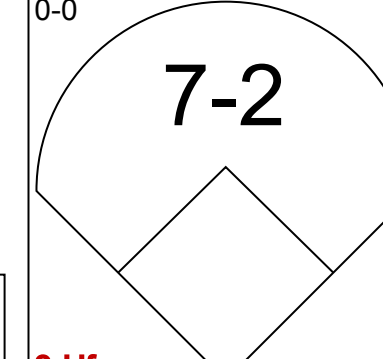
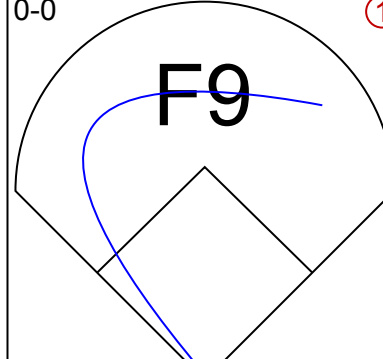
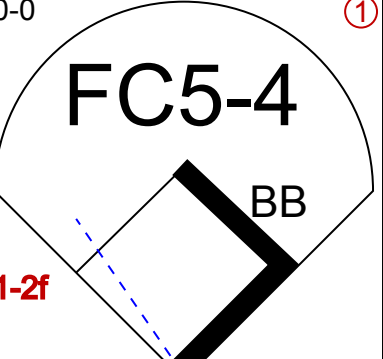
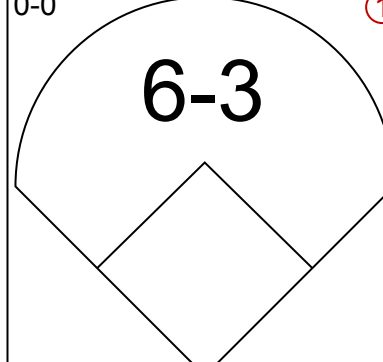
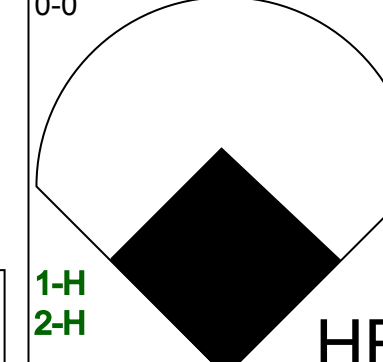
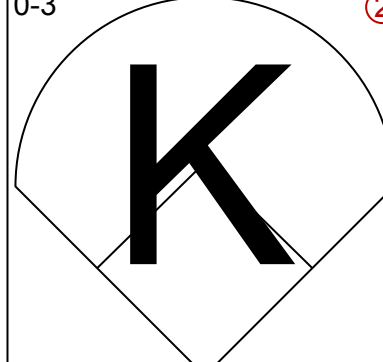
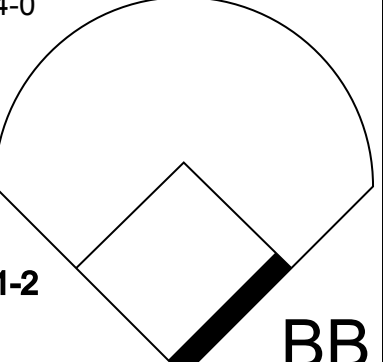
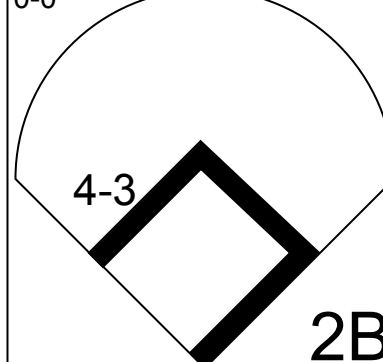
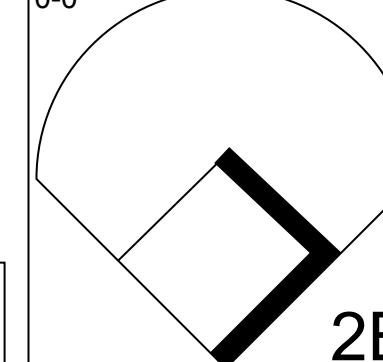
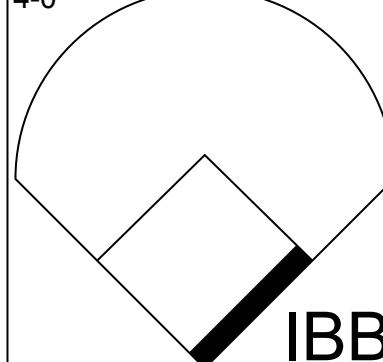
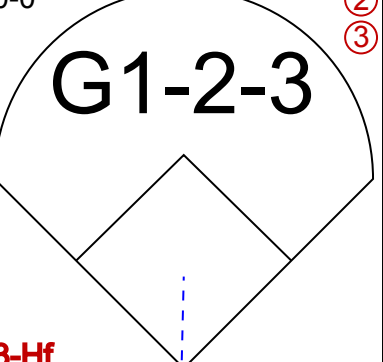

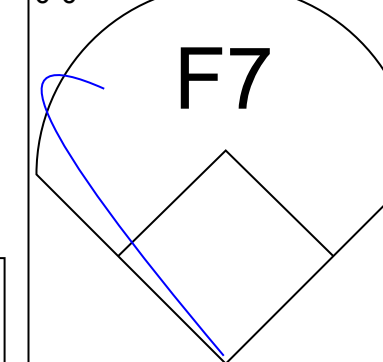
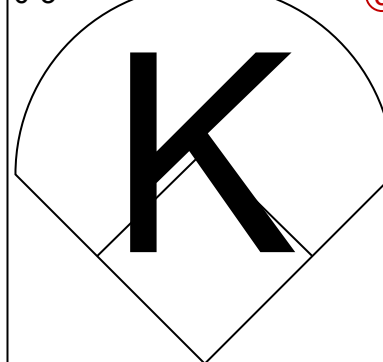
Batter	1	2	3	4	5	6	7	8	9	AB	R	H	RBI	BB	SO	LOB	BOTTOM			
Davey Lopes, R OBP: 0.356, SLG: 0.271 (1, 4)										3	0	1	0	1	0	2	Montreal Expos @ Los Angeles Dodgers Dodger Stadium, Los Angeles, CA Sat Apr 27 1974, 3:33 AM PDT Att: 16,914 - Unknown livebaseballscorecards.com			
Bill Buckner, L OBP: 0.368, SLG: 0.391 (1, 7)										4	1	2	0	0	0	3				
Jimmy Wynn, R OBP: 0.398, SLG: 0.652 (1, 8)										3	0	0	0	1	1	4				
Ron Cey, R OBP: 0.384, SLG: 0.384 (1, 5)										4	1	1	2	0	0	2				
Willie Crawford, L OBP: 0.416, SLG: 0.394 (1, 9)										4	1	1	0	0	0	0				
Steve Garvey, R OBP: 0.354, SLG: 0.649 (1, 3)										4	1	2	0	0	0	0				
Joe Ferguson, R OBP: 0.384, SLG: 0.222 (1, 2)										3	0	1	0	1	2	0				
Bill Russell, R OBP: 0.354, SLG: 0.435 (1, 6)										4	1	1	2	0	1	4				
Al Downing, R OBP: 0.333, SLG: 0.250 (1, 1)										1	0	0	1	0	1	0				
Ken McMullen, R OBP: 0.333, SLG: 0.333 (7, PH)										1	0	0	0	0	0	0				
Rick Auerbach, R OBP: 1.000, SLG: 1.000 (7, PR)										0	0	0	0	0	0	0				
Mike Marshall, R ERA: 2.7 (8, 1)										0	0	0	0	0	0	0				
Inning Stats	R: 0 E: 0 K: 0 S: 3	H: 1 LOB: 1 BB: 1 P: 7	R: 0 E: 0 K: 1 S: 5	H: 0 LOB: 0 BB: 0 P: 5	R: 0 E: 0 K: 2 S: 7	H: 0 LOB: 0 BB: 0 P: 7	R: 0 E: 1 K: 0 S: 3	H: 1 LOB: 0 BB: 0 P: 3	R: 2 E: 1 K: 0 S: 5	H: 2 LOB: 1 BB: 1 P: 9	R: 2 E: 0 K: 1 S: 7	H: 2 LOB: 0 BB: 0 P: 7	R: 1 E: 1 K: 1 S: 7	H: 1 LOB: 2 BB: 1 P: 11	R: 0 E: 0 K: 0 S: 5	H: 2 LOB: 2 BB: 0 P: 5	1B: 6 2B: 1 3B: 0 HR: 2	SF: 1 SAC: 0 DP: 1 HBP: 0	WP: 0 PB: 0 SB: 3 CS: 1	PA: 36
PITCHER	IP WLS BF H R ER SO BB IBB HBP BLK WP HR S P ERA WHIP																			
Steve Rogers, R ERA: 3.86 (1, 1)	6.0 L 24 6 4 4 4 2 0 0 0 0 0 1 30 38 6.00 1.333																			
Chuck Taylor, R ERA: 2.7 (7, 1)	2.0 11 3 1 1 1 1 0 0 0 0 0 1 12 16 4.50 2.000																			

Batter	1	2	3	4	5	6	7	8	9	AB	R	H	RBI	BB	SO	LOB	TOP			
Ron Hunt, R OBP: 0.378, SLG: 0.233 (1, 5)										4	0	0	0	0	1	0				
Willie Davis, L OBP: 0.296, SLG: 0.354 (1, 8)										3	0	0	0	1	0	0				
Bob Bailey, R OBP: 0.455, SLG: 0.490 (1, 7)										3	0	2	0	1	0	0				
Hal Breeden, R OBP: 0.371, SLG: 0.438 (1, 3)										4	0	1	0	0	1	4				
Ken Singleton, S OBP: 0.493, SLG: 0.440 (1, 9)										3	0	1	0	1	0	0				
Jim Cox, R OBP: 0.266, SLG: 0.310 (1, 4)										3	0	0	0	1	1	2				
Terry Humphrey, R OBP: 0.222, SLG: 0.250 Ron Fairly, L (7, PH) Barry Foote, R (7, 2) OBP: 0.367, SLG: 0.600 OBP: 0.304, SLG: 0.386										2	0	0	0	0	0	0				
Tim Foli, R OBP: 0.367, SLG: 0.321 (1, 6)										3	0	0	0	0	1	0				
Mike Torrez, R Ron Woods, R (6, PH) Tom Walker, R (6, 1) Mike Jorgensen, L (8, PH) Chuck Taylor, R (8, 1) OBP: 0.364, SLG: 0.222 OBP: 0.333, SLG: 0.667										1	0	0	0	0	1	0				
Inning Stats	R: 0 E: 0 K: 1 S: 5	H: 0 LOB: 1 BB: 1 P: 9	R: 0 E: 0 K: 1 S: 5	H: 0 LOB: 0 BB: 0 P: 5	R: 0 E: 0 K: 1 S: 5	H: 1 LOB: 0 BB: 0 P: 5	R: 0 E: 0 K: 0 S: 3	H: 0 LOB: 0 BB: 0 P: 3	R: 0 E: 0 K: 1 S: 5	H: 0 LOB: 0 BB: 0 P: 5	R: 0 E: 0 K: 0 S: 5	H: 2 LOB: 3 BB: 1 P: 9	R: 0 E: 0 K: 1 S: 5	H: 0 LOB: 0 BB: 0 P: 5	R: 0 E: 0 K: 0 S: 3	H: 1 LOB: 2 BB: 2 P: 11	1B: 4 2B: 1 3B: 0 HR: 0	SF: 0 SAC: 0 DP: 2 HBP: 0	WP: 0 PB: 0 SB: 0 CS: 1	PA: 33
PITCHER	IP WLS BF H R ER SO BB IBB HBP BLK WP HR S P ERA WHIP																			
Doug Rau, L ERA: 1.31	(1, 1) 6.2 W 24 3 0 0 5 2 0 0 0 0 0 0 32 40 0.00 0.750																			
Mike Marshall, R ERA: 2.11	(7, 1) 2.1 S 9 1 0 0 1 2 0 0 0 0 0 0 9 17 0.00 1.286																			

Montreal Expos @ Los Angeles Dodgers
 Dodger Stadium, Los Angeles, CA
 Sun Apr 28 1974, 3:33 AM PDT
 Att: 27,937 - Unknown

AB	29
R	0
H	4
RBI	0
BB	4
SO	6
LOB	9



Batter	1	2	3	4	5	6	7	8	9	AB	R	H	RBI	BB	SO	LOB	BOTTOM			
Davey Lopes, R OBP: 0.351, SLG: 0.270 (1, 4)										4	0	1	0	0	0	1				
Bill Buckner, L OBP: 0.375, SLG: 0.411 (1, 7)										4	1	2	0	0	0	0				
Jimmy Wynn, R OBP: 0.402, SLG: 0.638 (1, 8)										3	0	1	0	1	1	0				
Ron Cey, R OBP: 0.389, SLG: 0.382 (1, 5)										3	1	1	0	1	0	1				
Willie Crawford, L OBP: 0.432, SLG: 0.420 (1, 9)										3	1	2	1	1	0	0				
Steve Garvey, R OBP: 0.337, SLG: 0.615 (1, 3)										4	0	0	0	0	0	6				
Steve Yeager, R OBP: 0.500, SLG: 0.800 (1, 2)										3	1	1	3	1	1	1				
Bill Russell, R OBP: 0.373, SLG: 0.472 (1, 6)										3	0	2	0	1	0	3				
Doug Rau, L Mike Marshall, R (1, 1) (7, 1)										3	0	0	0	0	1	4				
Inning Stats	R: 0 E: 0 K: 1 S: 5	H: 0 LOB: 0 BB: 0 P: 5	R: 0 E: 0 K: 0 S: 3	H: 0 LOB: 0 BB: 0 P: 3	R: 0 E: 0 K: 0 S: 4	H: 1 LOB: 1 BB: 0 P: 4	R: 4 E: 1 K: 0 S: 5	H: 3 LOB: 1 BB: 3 P: 17	R: 0 E: 0 K: 0 S: 4	H: 3 LOB: 1 BB: 0 P: 4	R: 0 E: 0 K: 2 S: 8	H: 1 LOB: 2 BB: 1 P: 12	R: 0 E: 0 K: 0 S: 3	H: 0 LOB: 0 BB: 0 P: 3	R: 0 E: 0 K: 0 S: 4	H: 2 LOB: 2 BB: 1 P: 8	1B: 5 2B: 5 3B: 0 HR: 1	SF: 0 SAC: 0 DP: 2 HBP: 0	WP: 0 PB: 0 SB: 0 CS: 2	PA: 35
PITCHER	IP WLS BF H R ER SO BB IBB HBP BLK WP HR S P ERA WHIP																			
Mike Torrez, R ERA: 3.91	(1, 1) 5.0 L 22 7 4 4 1 3 0 0 0 0 0 0 1 21 33 7.20 2.000																			
Tom Walker, R ERA: 1.13	(6, 1) 2.0 8 1 0 0 2 0 1 0 0 0 0 0 11 15 0.00 0.500																			
Chuck Taylor, R ERA: 2.55	(8, 1) 1.0 5 2 0 0 0 1 0 0 0 0 0 0 4 8 0.00 3.000																			

Montreal Expos @ Los Angeles Dodgers
 Dodger Stadium, Los Angeles, CA
 Sun Apr 28 1974, 3:33 AM PDT
 Att: 27,937 - Unknown

AB	30
R	4
H	10
RBI	4
BB	5
SO	3
LOB	16



Batter	1	2	3	4	5	6	7	8	9	AB	R	H	RBI	BB	SO	LOB	TOP				
Larry Lintz, S OBP: 0.222, SLG: 0.333 (1, 5)										4	0	1	0	0	1	1	Montreal Expos @ San Diego Padres San Diego Stadium, San Diego, CA Tue Apr 30 1974, 10:05 PM EDT Att: 9,390 - Unknown				
Tim Foli, R OBP: 0.359, SLG: 0.316 (1, 6)										4	1	1	0	0	0	2					
Willie Davis, L OBP: 0.293, SLG: 0.348 (1, 8)										4	0	1	0	0	0	1					
Ken Singleton, S OBP: 0.479, SLG: 0.444 (1, 9)										4	0	1	0	0	1	1					
Ron Fairly, L OBP: 0.353, SLG: 0.552 Ron Woods, R OBP: 0.500, SLG: 0.250 (1, 3)										4	0	1	0	0	1	2					
Bob Bailey, R OBP: 0.457, SLG: 0.481 (1, 7)										3	0	1	0	1	2	1					
Jim Cox, R OBP: 0.295, SLG: 0.295 Boots Day, L OBP: 0.250, SLG: 0.250 (9, PH)										3	0	0	0	0	1	1					
Terry Humphrey, R OBP: 0.250, SLG: 0.364 Jim Lyttle, L (9, PH)										3	0	1	0	0	2	0					
Steve Renko, R OBP: 0.100, SLG: 0.100 Mike Jorgensen, L OBP: 0.333, SLG: 0.200 Balor Moore, L (7, PH)										2	0	0	0	0	1	1					
Ron Hunt, R OBP: 0.373, SLG: 0.230 (9, PH)										1	0	0	0	0	0	0					
Inning Stats	R: 1 E: 0 K: 2 S: 9	H: 2 LOB: 1 BB: 0 P: 9	R: 0 E: 0 K: 3 S: 9	H: 0 LOB: 0 BB: 0 P: 9	R: 0 E: 0 K: 0 S: 4	H: 1 LOB: 1 BB: 0 P: 4	R: 0 E: 0 K: 1 S: 5	H: 0 LOB: 1 BB: 1 P: 9	R: 0 E: 0 K: 1 S: 6	H: 1 LOB: 1 BB: 0 P: 6	R: 0 E: 0 K: 1 S: 6	H: 0 LOB: 0 BB: 0 P: 5	R: 0 E: 0 K: 0 S: 3	H: 0 LOB: 0 BB: 0 P: 3	R: 0 E: 0 K: 1 S: 8	H: 3 LOB: 3 BB: 0 P: 8	1B: 6 2B: 2 3B: 0 HR: 0	SF: 0 SAC: 0 DP: 0 HBP: 0	WP: 1 PB: 0 SB: 1 CS: 0	PA: 36	
PITCHER	IP WLS BF H R ER SO BB IBB HBP BLK WP HR S P ERA WHIP	8.1 W 32 6 1 1 9 1 0 0 0 1 0 0 6 1.08 0.840	0.2 S 4 2 0 0 1 0 0 0 0 0 0 6 0.00 3.000																		

AB	35
R	1
H	8
RBI	0
BB	1
SO	10
LOB	16



Batter	1	2	3	4	5	6	7	8	9	AB	R	H	RBI	BB	SO	LOB	BOTTOM			
Derrel Thomas, S OBP: 0.391, SLG: 0.374 (1, 4)										4	0	1	1	1	0	5	Montreal Expos @ San Diego Padres San Diego Stadium, San Diego, CA Tue Apr 30 1974, 10:05 PM EDT Att: 9,390 - Unknown			
Matty Alou, L OBP: 0.220, SLG: 0.231 (1, 7)										4	0	0	0	0	1	5				
Bobby Tolan, L OBP: 0.315, SLG: 0.288 (1, 9)										3	1	1	0	1	1	2				
Willie McCovey, L OBP: 0.463, SLG: 0.392 (1, 3)										1	0	0	0	3	1	0				
Dave Winfield, R OBP: 0.333, SLG: 0.475 (1, 8)										4	0	2	1	0	0	3				
Dave Roberts, R OBP: 0.254, SLG: 0.274 (1, 5)										4	0	0	0	0	0	7				
Fred Kendall, R OBP: 0.333, SLG: 0.349 (1, 2)										3	0	0	0	1	0	2				
Enzo Hernandez, R OBP: 0.257, SLG: 0.286 (1, 6)										4	1	3	0	0	0	0				
Bill Greif, R OBP: 0.235, SLG: 0.071 Vicente Romo, R (9, 1)										2	0	0	0	2	1	1				
Inning Stats	R: 1 E: 1 K: 0 S: 5	H: 2 LOB: 2 BB: 1 P: 9	R: 0 E: 0 K: 0 S: 3	H: 0 LOB: 0 BB: 0 P: 3	R: 0 E: 0 K: 2 S: 8	H: 0 LOB: 3 BB: 2 P: 16	R: 0 E: 0 K: 0 S: 3	H: 1 LOB: 2 BB: 2 P: 11	R: 1 E: 0 K: 1 S: 6	H: 2 LOB: 0 BB: 0 P: 6	R: 0 E: 0 K: 1 S: 5	H: 0 LOB: 0 BB: 0 P: 5	R: 0 E: 0 K: 0 S: 4	H: 1 LOB: 2 BB: 1 P: 8	1B: 6 2B: 1 3B: 0 HR: 0	SF: 0 SAC: 0 DP: 1 HBP: 0		WP: 1 PB: 0 SB: 3 CS: 2	PA: 37	
PITCHER	IP WLS BF H R ER SO BB IBB HBP BLK WP HR S P ERA WHIP	6.0 L 29 6 2 1 3 6 1 0 1 1 0 9 1.50 2.000	2.0 8 1 0 0 1 1 0 0 0 0 0 0 9 0.00 1.000																	

AB	29
R	2
H	7
RBI	2
BB	8
SO	4
LOB	25



Batter	1	2	3	4	5	6	7	8	9	AB	R	H	RBI	BB	SO	LOB	TOP					
Ron Hunt, R OBP: 0.367, SLG: 0.219 (1, 5)	L7		6-3		FC4-6			CS BB		3	0	0	0	1	0	1	Montreal Expos @ San Diego Padres San Diego Stadium, San Diego, CA Wed May 01 1974, 6:33 AM EDT Att: 12,361 - Unknown					
Larry Lintz, S OBP: 0.154, SLG: 0.231 (1, 4)	4-3		4-3			6-3		K		4	0	0	0	0	1	1						
Willie Davis, L OBP: 0.291, SLG: 0.342 (1, 8)	E3		F8			F8			G3-6 1B	4	0	1	0	0	0	0						
Ken Singleton, S OBP: 0.468, SLG: 0.421 (1, 9)	K				K				F8	3	0	0	0	1	2	2						
Ron Fairly, L OBP: 0.316, SLG: 0.485 (1, 3)		F8		4-3		F2			G3-6	4	0	0	0	0	0	2						
Bob Bailey, R OBP: 0.452, SLG: 0.474 (1, 7)		S 1B		4-3						3	1	1	0	0	0	0						
Tim Foli, R OBP: 0.343, SLG: 0.300 (1, 6)		F6			6-3			F8		3	0	0	0	0	0	1						
Terry Humphrey, R OBP: 0.267, SLG: 0.357 (1, 2)		FC6-4 1B			K			F4		3	0	1	1	0	1	0						
Ernie McAnally, R Chuck Taylor, R Jim Lyles, L Donald DeMola, R Boots Day, L Tom Walker, R (1, 1) (3, 1) (5, Ph) (5, 1) (8, Ph) (8, 1)		FC6-4			FC4-6 1B			K		1	0	0	0	0	0	1						
Inning Stats	R: 0 E: 1 K: 1 S: 6	H: 0 LOB: 1 BB: 0 P: 6	R: 1 E: 0 K: 0 S: 5	H: 2 LOB: 1 BB: 0 P: 5	R: 0 E: 0 K: 0 S: 3	H: 0 LOB: 0 BB: 0 P: 3	R: 0 E: 0 K: 1 S: 5	H: 0 LOB: 0 BB: 0 P: 5	R: 0 E: 0 K: 1 S: 6	H: 1 LOB: 1 BB: 0 P: 6	R: 0 E: 0 K: 0 S: 3	H: 0 LOB: 1 BB: 1 P: 7	R: 0 E: 0 K: 0 S: 3	H: 0 LOB: 0 BB: 0 P: 3	R: 0 E: 0 K: 2 S: 6	H: 0 LOB: 0 BB: 1 P: 10	R: 0 E: 0 K: 0 S: 3	H: 1 LOB: 0 BB: 0 P: 3	1B: 4 2B: 0 3B: 0 HR: 0	SF: 0 SAC: 0 DP: 1 HBP: 0	WP: 0 PB: 0 SB: 2 CS: 1	PA: 32
PITCHER Dave Freisleben, R ERA: 1.5 (1, 1)	IP: 9.0 WLS: W BF: 32 H: 4 R: 1 ER: 1 SO: 5 BB: 2 IBB: 0 HBP: 0 BLK: 0 WP: 0 HR: 0 S: 40 P: 48 ERA: 1.00 WHIP: 0.667															PITCHER						

AB	30
R	1
H	4
RBI	1
BB	2
SO	5
LOB	8



Batter	1	2	3	4	5	6	7	8	9	AB	R	H	RBI	BB	SO	LOB	BOTTOM			
Derrel Thomas, S OBP: 0.363, SLG: 0.396 (1, 4)	K		1B BB 1B	F7						5	1	3	1	0	1	0	Montreal Expos @ San Diego Padres San Diego Stadium, San Diego, CA Wed May 01 1974, 6:33 AM EDT Att: 12,361 - Unknown			
Matty Alou, L OBP: 0.239, SLG: 0.250 (1, 7)	G3		BB BB 1B	G3-6-3 1B		4-3		2H 1B		5	1	2	1	0	0	2				
Bobby Tolan, L OBP: 0.325, SLG: 0.290 (1, 9)	BB		BB SF8 1B	G3-6-3				B1-3		3	1	1	0	1	0	1				
Willie McCovey, L OBP: 0.437, SLG: 0.364 (1, 3)	F8		K		K			6-3		4	0	0	0	0	2	4				
Dave Winfield, R OBP: 0.358, SLG: 0.500 (1, 8)		FC6-4 1B	SF8 BB BB	E5				2B		3	0	2	1	1	0	0				
Dave Roberts, R OBP: 0.254, SLG: 0.262 (1, 5)		F7	SF8 BB	F4				F3		3	0	0	1	1	0	3				
Fred Kendall, R OBP: 0.319, SLG: 0.337 (1, 2)		FC6-4	SF8	F7						3	0	0	1	0	0	2				
Enzo Hernandez, R OBP: 0.269, SLG: 0.288 (1, 6)		6-3				4-3		WP SH3-4 1B 1B		3	1	1	0	1	0	1				
Dave Freisleben, R OBP: 0.286, SLG: 0.333 (1, 1)						6-3		SH3-4		3	1	1	0	0	0	3				
Inning Stats	R: 0 E: 0 K: 1 S: 5	H: 0 LOB: 1 BB: 1 P: 9	R: 0 E: 0 K: 0 S: 4	H: 1 LOB: 0 BB: 0 P: 4	R: 4 E: 0 K: 1 S: 9	H: 4 LOB: 3 BB: 3 P: 21	R: 0 E: 0 K: 0 S: 3	H: 1 LOB: 0 BB: 0 P: 3	R: 0 E: 0 K: 1 S: 6	H: 0 LOB: 1 BB: 0 P: 6	R: 0 E: 0 K: 0 S: 4	H: 1 LOB: 1 BB: 0 P: 4	R: 0 E: 0 K: 0 S: 4	H: 1 LOB: 0 BB: 0 P: 4	R: 1 E: 0 K: 0 S: 5	H: 2 LOB: 1 BB: 0 P: 5	1B: 7 2B: 3 3B: 0 HR: 0	SF: 1 SAC: 1 DP: 1 HBP: 0	WP: 1 PB: 0 SB: 1 CS: 0	PA: 38
PITCHER Ernie McAnally, R ERA: 7.23 Chuck Taylor, R ERA: 2.53 Donald DeMola, R ERA: 4.38 Tom Walker, R ERA: 2.0 (1, 1) (3, 1) (5, 1) (8, 1)	IP: 2.1 WLS: L BF: 15 H: 5 R: 4 ER: 4 SO: 2 BB: 3 IBB: 0 HBP: 0 BLK: 0 WP: 0 HR: 0 S: 16 P: 28 ERA: 15.43 WHIP: 3.429															PITCHER				


AB	32
R	5
H	10
RBI	5
BB	4
SO	3
LOB	16




Batter	1	2	3	4	5	6	7	8	9	AB	R	H	RBI	BB	SO	LOB	TOP			
Gary Matthews, R (1, 7) OBP: 0.324, SLG: 0.337	0-0 6-3		0-0 6-3	0-0 G6-4-3			0-0 F8		0-0 F6	5	0	0	0	0	0	5	San Francisco Giants @ Montreal Expos Jarry Park, Montreal, QB Sat May 04 1974, 3:33 AM EDT Att: 12,116 - Unknown			
Chris Arnold, R (1, 4) OBP: 0.364, SLG: 0.421	0-0 1B		4-0 BB		0-0 6-3		0-3 K			3	0	1	0	1	1	0				
Gary Maddox, R (1, 8) OBP: 0.376, SLG: 0.490	0-0 F9		0-3 K		0-0 6-3		0-0 F8			4	0	0	0	0	1	2				
Bobby Bonds, R (1, 9) OBP: 0.339, SLG: 0.452	0-0 F8			4-0 1B BB		0-3 K			0-0 F9	3	1	0	0	1	1	1				
Steve Ontiveros, S (1, 5) OBP: 0.400, SLG: 0.383		0-0 1-3		0-0 1B BB 1B			0-0 1B		0-0 4-3	4	1	2	0	0	0	0				
Chris Speier, R (1, 6) OBP: 0.310, SLG: 0.281	0-0 1-3		0-3 K		0-0 F8				0-0 1-3	4	0	0	0	0	1	3				
Dave Kingman, R (1, 3) OBP: 0.353, SLG: 0.493	0-0 1B		0-0 BB 1B		0-3 K				0-0 6-3	4	0	2	1	0	1	1				
Ken Rudolph, R (1, 2) OBP: 0.352, SLG: 0.239	0-0 F7		0-0 BB 1B		0-0 1B				4-0 FC4-6 BB	3	0	2	0	1	0	1				
Damaso Blanco, R (9, PR)	1-2 1B		1-2 2-3 1B		1-2 1B				0-0 BB	0	0	0	0	0	0	0				
John D'Acquisto, R (1, 1) OBP: 0.286, SLG: 0.286 Jim Barr, R (3, 1) OBP: 0.326, SLG: 0.326 Gary Thomasson, L (4, PH) OBP: 0.276, SLG: 0.276 Jim Willoughby, R (4, 1) OBP: 0.351, SLG: 0.351 Mike Phillips, L (6, PH) OBP: 0.351, SLG: 0.351 Charlie Williams, R (6, 1) OBP: 0.351, SLG: 0.351 Jim Howarth, L (9, PH)			0-3 K		4-0 BB		0-0 F9		0-0 FC4-6	1	0	0	0	0	1	0				
Inning Stats	R: 0 E: 0 K: 0 S: 4	H: 1 LOB: 1 BB: 0 P: 4	R: 0 E: 0 K: 0 S: 4	H: 1 LOB: 1 BB: 0 P: 4	R: 0 E: 0 K: 2 S: 7	H: 0 LOB: 1 BB: 1 P: 11	R: 2 E: 0 K: 1 S: 7	H: 3 LOB: 2 BB: 2 P: 15	R: 0 E: 0 K: 1 S: 5	H: 0 LOB: 0 BB: 0 P: 5	R: 0 E: 0 K: 1 S: 5	H: 0 LOB: 0 BB: 0 P: 5	R: 0 E: 0 K: 0 S: 3	H: 0 LOB: 0 BB: 0 P: 3	R: 0 E: 1 K: 0 S: 3	H: 0 LOB: 2 BB: 1 P: 7	1B: 7 2B: 0 3B: 0 HR: 0	SF: 0 SAC: 0 DP: 1 HBP: 0	WP: 0 PB: 0 SB: 1 CS: 0	PA: 37
PITCHER Steve Rogers, R (1, 1) ERA: 3.29	IP: 9.0 WLS: W BF: 37 H: 7 R: 2 ER: 2 SO: 6 BB: 4 IBB: 0 HBP: 0 BLK: 0 WP: 0 HR: 0 S: 45 P: 61 ERA: 2.00 WHIP: 1.222																			

Batter	1	2	3	4	5	6	7	8	9	AB	R	H	RBI	BB	SO	LOB	BOTTOM			
Ron Hunt, R (1, 5) OBP: 0.361, SLG: 0.209	0-0 6-3		4-0 1B BB	0-0 FC2-3			0-0 4-3			3	1	0	1	1	0	1	San Francisco Giants @ Montreal Expos Jarry Park, Montreal, QB Sat May 04 1974, 3:33 AM EDT Att: 12,116 - Unknown			
Tim Foli, R (1, 6) OBP: 0.324, SLG: 0.281	0-0 5-3		0-0 5-3		0-0 5-3		0-0 E3			4	0	0	1	0	0	2				
Willie Davis, L (1, 8) OBP: 0.289, SLG: 0.338	0-0 4-3		0-0 2-3 BB 1B		0-3 K		0-0 5-3			4	0	1	2	0	1	1				
Ken Singleton, S (1, 9) OBP: 0.469, SLG: 0.417		0-3 K	4-0 2-3 BB		0-0 E6			0-0 9-3 1B		3	0	1	0	1	1	0				
Ron Fairly, L (1, 3) OBP: 0.286, SLG: 0.432	0-0 F9		0-0 2-3		0-0 6-3			0-0 9-3		4	0	0	0	0	0	4				
Bob Bailey, R (1, 7) OBP: 0.442, SLG: 0.450 Jim Lyttle, L (9, 7) OBP: 0.333, SLG: 0.250	0-3 K		4-0 BB		0-0 6-3		0-0 6-3		0-3 K	3	0	0	0	1	2	0				
Jim Cox, R (1, 4) OBP: 0.257, SLG: 0.286			0-0 1B BB		0-3 K				0-0 K	2	1	0	0	1	1	3				
Barry Foote, R (1, 2) OBP: 0.322, SLG: 0.426			0-0 BB BB 5-3 1B		0-0 SH2-4 FC2-3 2B		0-0 6-3			3	1	2	0	0	0	0				
Steve Rogers, R (1, 1) OBP: 0.222, SLG: 0.176			4-0 5-3 BB 1B BB		0-0 SH2-4		0-0 1-3			1	1	0	0	1	0	0				
Inning Stats	R: 0 E: 0 K: 0 S: 3	H: 0 LOB: 0 BB: 0 P: 3	R: 0 E: 0 K: 2 S: 7	H: 0 LOB: 0 BB: 0 P: 7	R: 4 E: 0 K: 0 S: 5	H: 2 LOB: 3 BB: 5 P: 25	R: 0 E: 0 K: 0 S: 3	H: 1 LOB: 0 BB: 0 P: 3	R: 0 E: 0 K: 1 S: 6	H: 0 LOB: 1 BB: 0 P: 6	R: 0 E: 0 K: 1 S: 5	H: 0 LOB: 0 BB: 0 P: 5	R: 0 E: 1 K: 0 S: 4	H: 0 LOB: 1 BB: 0 P: 4	R: 0 E: 0 K: 1 S: 5	H: 1 LOB: 0 BB: 0 P: 5		1B: 3 2B: 3 3B: 0 HR: 0	SF: 0 SAC: 1 DP: 2 HBP: 0	WP: 0 PB: 0 SB: 0 CS: 0
PITCHER John D'Acquisto, R (1, 1) ERA: 4.38 Jim Barr, R (3, 1) ERA: 3.38 Jim Willoughby, R (4, 1) ERA: 4.65 Charlie Williams, R (6, 1) ERA: 2.41	IP: 2.2 WLS: L BF: 15 H: 2 R: 4 ER: 4 SO: 2 BB: 5 IBB: 0 HBP: 0 BLK: 0 WP: 0 HR: 0 S: 14 P: 34 ERA: 13.50 WHIP: 2.625																			



Batter	1	2	3	4	5	6	7	8	9	AB	R	H	RBI	BB	SO	LOB	TOP				
Bobby Bonds, R OBP: 0.325, SLG: 0.429 (1, 9)	F6		K		FC3-2 1B WP		K		6-3	5	0	0	0	0	2	4	San Francisco Giants @ Montreal Expos Jarry Park, Montreal, QB Sun May 05 1974, 3:33 AM EDT Unknown				
Mike Phillips, L OBP: 0.305, SLG: 0.308 (1, 4)	3-1									3	0	2	0	1	0	0					
Garry Maddox, R OBP: 0.372, SLG: 0.491 (1, 8)	2B		F5		5-3			F7		4	1	1	0	0	0	4					
Steve Ontiveros, S OBP: 0.394, SLG: 0.388 (1, 5)	2B				4-3			K		4	0	1	1	0	1	3					
Gary Matthews, R OBP: 0.321, SLG: 0.333 (1, 7)	6-3				5-3				1B	4	1	1	0	0	0	1					
Chris Speier, R OBP: 0.308, SLG: 0.280 (1, 6)			5-3		F9				1B	4	0	1	0	0	0	0					
Gary Thomasson, L OBP: 0.310, SLG: 0.185 (1, 3)			K						1B	4	1	2	1	0	2	0					
Dave Rader, L OBP: 0.310, SLG: 0.407 (1, 2)			K						1B	3	0	1	1	0	1	0					
Mike Caldwell, R OBP: 0.118, SLG: 0.063 (1, 1)			5-3						K	4	1	1	0	0	1	2					
Inning Stats	R: 1 E: 0 K: 0 S: 5	H: 2 LOB: 1 BB: 0 P: 5	R: 0 E: 0 K: 2 S: 7	H: 0 LOB: 0 BB: 0 P: 7	R: 0 E: 0 K: 1 S: 5	H: 0 LOB: 1 BB: 1 P: 9	R: 0 E: 0 K: 0 S: 3	H: 0 LOB: 0 BB: 0 P: 3	R: 2 E: 0 K: 0 S: 7	H: 4 LOB: 2 BB: 0 P: 7	R: 0 E: 0 K: 1 S: 5	H: 0 LOB: 0 BB: 0 P: 5	R: 0 E: 0 K: 1 S: 5	H: 1 LOB: 1 BB: 0 P: 5	R: 0 E: 0 K: 1 S: 8	H: 3 LOB: 2 BB: 0 P: 8	1B: 6 2B: 5 3B: 0 HR: 0	SF: 0 SAC: 1 DP: 1 HBP: 0	WP: 3 PB: 0 SB: 0 CS: 1	PA: 37	
PITCHER	IP	WLS	BF	H	R	ER	SO	BB	IBB	HBP	BLK	WP	HR	S	P	ERA	WHIP				
Steve Renko, R ERA: 6.07 (1, 1)	7.0	L	28	6	3	3	5	1	0	0	0	2	0	37	41	3.86	1.000				
Donald DeMola, R ERA: 4.4 (8, 1)	2.0		9	4	1	1	2	0	0	0	0	0	0	13	13	4.50	2.000				


Batter	1	2	3	4	5	6	7	8	9	AB	R	H	RBI	BB	SO	LOB	BOTTOM					
Ron Hunt, R OBP: 0.368, SLG: 0.214 (1, 5)	F9		1B				FC5-4			3	0	1	0	1	0	1	San Francisco Giants @ Montreal Expos Jarry Park, Montreal, QB Sun May 05 1974, 3:33 AM EDT Unknown					
Tim Foli, R OBP: 0.333, SLG: 0.294 (1, 6)	S		1B		F7			6-3		4	0	2	0	0	0	1						
Bob Bailey, R OBP: 0.444, SLG: 0.435 (1, 7)	G1-4-3		1B				F9		5-3	2	0	0	0	2	0	0						
Hal Breeden, R OBP: 0.359, SLG: 0.444 (1, 3)	G1-4-3		5-3					6-3		4	0	1	0	0	0	5						
Ken Singleton, S OBP: 0.459, SLG: 0.406 (1, 9)			F5				5-3		F3	4	0	1	0	0	0	1						
Ron Woods, R OBP: 0.300, SLG: 0.125 (1, 8)			F8		FC1-6		K		5-3	4	0	0	0	0	1	2						
Jim Cox, R OBP: 0.270, SLG: 0.288 (1, 4)			5-3		G6-4-3				BB	3	0	1	0	1	0	1						
Barry Foote, R OBP: 0.302, SLG: 0.392 (1, 2)			K						F8	4	0	0	0	0	1	2						
Steve Renko, R OBP: 0.083, SLG: 0.083 Pepe Frias, R (7, PH) Donald DeMola, R (8, 1)			K						E6	2	0	0	0	0	1	0						
Inning Stats	R: 0 E: 0 K: 0 S: 3	H: 1 LOB: 1 BB: 1 P: 7	R: 0 E: 0 K: 0 S: 3	H: 0 LOB: 0 BB: 0 P: 3	R: 0 E: 0 K: 2 S: 8	H: 1 LOB: 3 BB: 2 P: 16	R: 0 E: 0 K: 0 S: 3	H: 1 LOB: 0 BB: 0 P: 3	R: 0 E: 0 K: 0 S: 4	H: 1 LOB: 1 BB: 0 P: 4	R: 0 E: 0 K: 1 S: 6	H: 1 LOB: 1 BB: 0 P: 6	R: 0 E: 1 K: 0 S: 4	H: 1 LOB: 1 BB: 0 P: 4	R: 0 E: 0 K: 0 S: 3	H: 0 LOB: 0 BB: 0 P: 3	R: 0 E: 0 K: 0 S: 3	H: 0 LOB: 1 BB: 1 P: 7	1B: 5 2B: 1 3B: 0 HR: 0	SF: 0 SAC: 0 DP: 3 HBP: 0	WP: 0 PB: 0 SB: 1 CS: 0	PA: 35
PITCHER	IP	WLS	BF	H	R	ER	SO	BB	IBB	HBP	BLK	WP	HR	S	P	ERA	WHIP					
Mike Caldwell, L ERA: 2.05 (1, 1)	9.0	W	35	6	0	0	3	4	0	0	0	0	0	37	53	0.00	1.111					

Batter	1	2	3	4	5	6	7	8	9	AB	R	H	RBI	BB	SO	LOB	TOP					
Bobby Bonds, R OBP: 0.319, SLG: 0.412 (1, 9)	F4		6-3					FC4-6 1B		4	1	0	0	1	1	1	San Francisco Giants @ Montreal Expos Jarry Park, Montreal, QB Sun May 05 1974, 3:38 AM EDT Att: 16,101 - Unknown					
Mike Phillips, L OBP: 0.315, SLG: 0.329 (1, 4)	F7		K							5	0	2	1	0	1	3						
Garry Maddox, R OBP: 0.373, SLG: 0.482 (1, 8)				F3			1-3			4	1	1	0	0	0	1						
Steve Ontiveros, S OBP: 0.404, SLG: 0.393 (1, 5)	CS			F5						4	3	2	0	1	0	0						
Gary Matthews, R OBP: 0.318, SLG: 0.323 (1, 7)		SH3 1B		K						3	1	0	0	1	1	2						
Chris Speier, R OBP: 0.303, SLG: 0.276 (1, 6)										5	1	1	1	0	0	1						
Dave Kingman, R OBP: 0.360, SLG: 0.526 (1, 3)										3	1	1	3	1	1	2						
Ken Rudolph, R OBP: 0.362, SLG: 0.245 (1, 2)										3	0	1	0	1	0	1						
Tom Bradley, R OBP: 0.111, SLG: 0.118 (1, 1)				1-3						2	0	0	0	1	1	1						
Inning Stats	R: 0 E: 0 K: 0 S: 2	H: 0 LOB: 0 BB: 0 P: 3	R: 1 E: 0 K: 1 S: 7	H: 2 LOB: 1 BB: 0 P: 7	R: 0 E: 0 K: 1 S: 5	H: 0 LOB: 0 BB: 0 P: 5	R: 0 E: 0 K: 1 S: 5	H: 0 LOB: 0 BB: 0 P: 5	R: 0 E: 0 K: 0 S: 4	H: 1 LOB: 3 BB: 2 P: 12	R: 3 E: 2 K: 1 S: 8	H: 1 LOB: 1 BB: 1 P: 12	R: 3 E: 1 K: 1 S: 7	H: 2 LOB: 1 BB: 2 P: 15	R: 1 E: 1 K: 0 S: 4	H: 1 LOB: 1 BB: 1 P: 8	R: 0 E: 0 K: 0 S: 3	H: 1 LOB: 0 BB: 0 P: 3	1B: 6 2B: 1 3B: 0 HR: 1	SF: 0 SAC: 2 DP: 1 HBP: 1	WP: 0 PB: 0 SB: 0 CS: 1	PA: 43
PITCHER	IP	WLS	BF	H	R	ER	SO	BB	IBB	HBP	BLK	WP	HR	S	P	ERA	WHIP					
Mike Torrez, R ERA: 3.34 (1, 1)	6.2	L	32	6	7	1	5	5	0	1	0	0	1	36	57	1.35	1.650					
John Montague, R ERA: 1.59 (7, 1)	1.1		7	1	1	0	0	1	0	0	0	0	0	6	10	0.00	1.500					
Balor Moore, L ERA: 2.45 (9, 1)	1.0		3	1	0	0	0	0	0	0	0	0	0	3	3	0.00	1.000					

Batter	1	2	3	4	5	6	7	8	9	AB	R	H	RBI	BB	SO	LOB	BOTTOM					
Ron Hunt, R OBP: 0.363, SLG: 0.216 (1, 5)	F9 1B		F9					F9		4	0	1	0	0	0	0	San Francisco Giants @ Montreal Expos Jarry Park, Montreal, QB Sun May 05 1974, 3:38 AM EDT Att: 16,101 - Unknown					
Larry Lintz, S OBP: 0.235, SLG: 0.313 (1, 6)	B2									3	1	1	0	1	0	1						
Willie Davis, L OBP: 0.287, SLG: 0.333 (1, 8)	F8									4	0	1	0	0	0	2						
Ken Singleton, S OBP: 0.449, SLG: 0.388 (1, 9)	F4									3	0	0	0	1	0	3						
Ron Fairly, L OBP: 0.261, SLG: 0.390 (1, 3)			F5							4	0	0	0	0	0	3						
Bob Bailey, R OBP: 0.435, SLG: 0.415 (1, 7)										3	0	0	0	1	1	0						
Jim Cox, R OBP: 0.269, SLG: 0.286 (1, 4)										4	0	1	0	0	1	1						
Terry Humphrey, R OBP: 0.211, SLG: 0.278 (1, 2)										4	0	0	0	0	0	2						
Mike Torrez, R (1, 1) John Montague, R (7, 1) Boots Day, L OBP: 0.167, SLG: 0.167 (6, PH) Balor Moore, L (9, 1)										2	0	0	0	0	2	1						
Inning Stats	R: 0 E: 0 K: 0 S: 4	H: 1 LOB: 1 BB: 0 P: 4	R: 0 E: 0 K: 1 S: 5	H: 0 LOB: 0 BB: 0 P: 5	R: 0 E: 0 K: 1 S: 3	H: 0 LOB: 1 BB: 1 P: 7	R: 0 E: 0 K: 2 S: 7	H: 0 LOB: 1 BB: 1 P: 11	R: 0 E: 0 K: 0 S: 4	H: 1 LOB: 1 BB: 0 P: 4	R: 0 E: 0 K: 0 S: 4	H: 1 LOB: 1 BB: 0 P: 4	R: 1 E: 1 K: 1 S: 7	H: 1 LOB: 2 BB: 1 P: 11	R: 0 E: 0 K: 0 S: 3	H: 0 LOB: 0 BB: 0 P: 3	1B: 3 2B: 1 3B: 0 HR: 0	SF: 0 SAC: 0 DP: 0 HBP: 0	WP: 1 PB: 0 SB: 0 CS: 0	PA: 35		
PITCHER	IP	WLS	BF	H	R	ER	SO	BB	IBB	HBP	BLK	WP	HR	S	P	ERA	WHIP					
Tom Bradley, R ERA: 2.7 (1, 1)	9.0	W	35	4	1	0	5	3	0	0	0	1	0	42	54	0.00	0.778					

AB	33
R	8
H	8
RBI	5
BB	6
SO	5
LOB	12

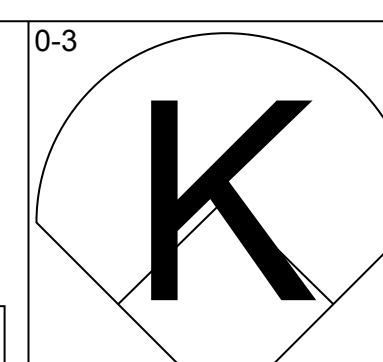
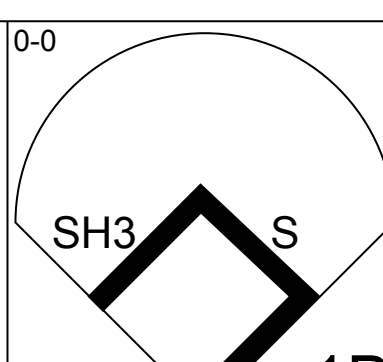
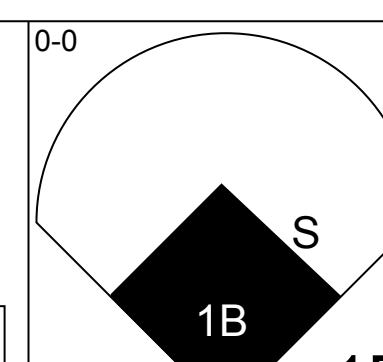
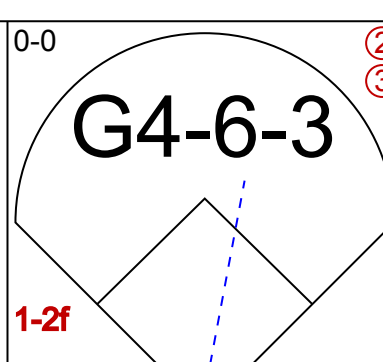
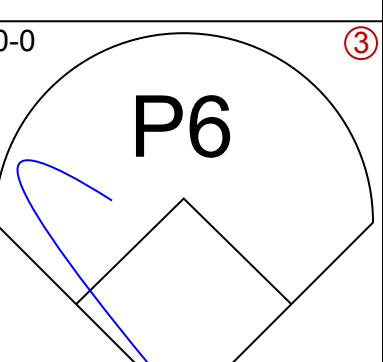
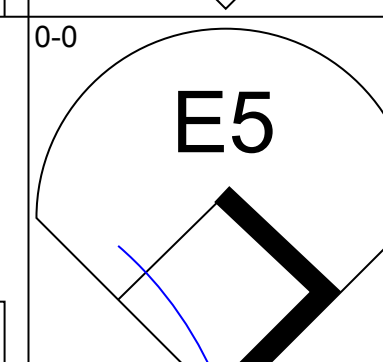
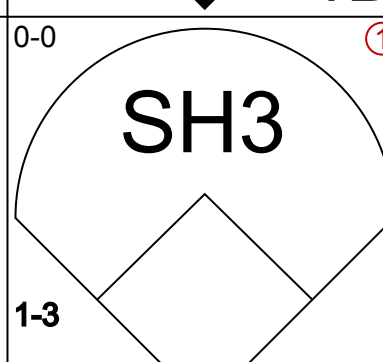
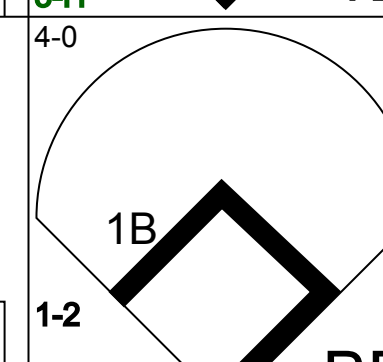
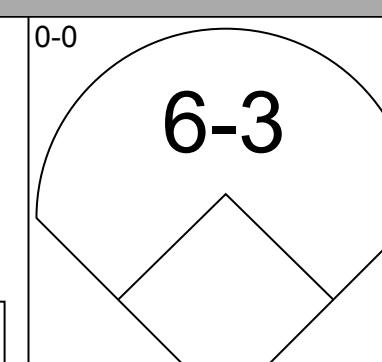
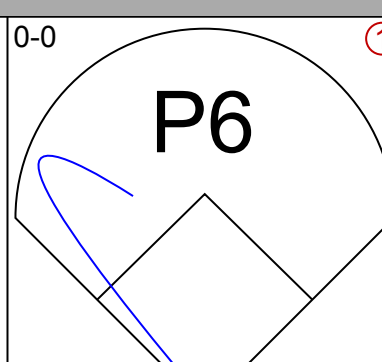
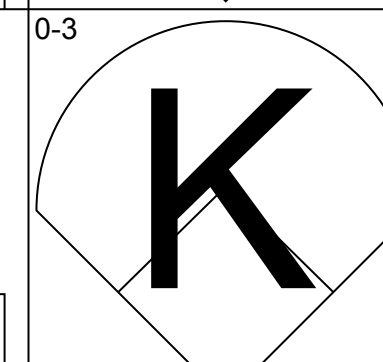
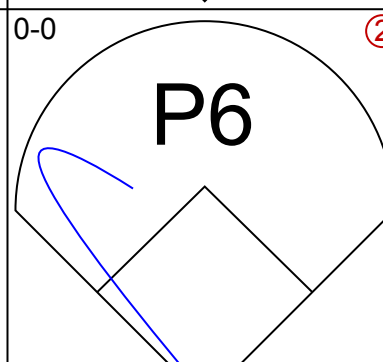
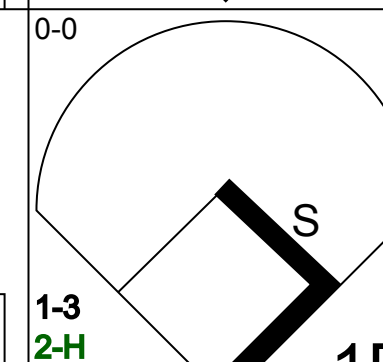
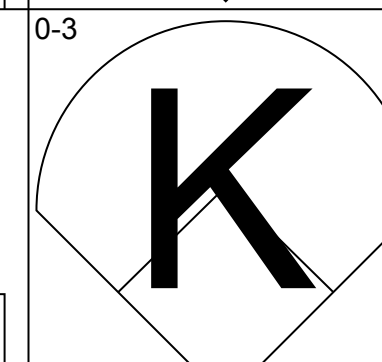
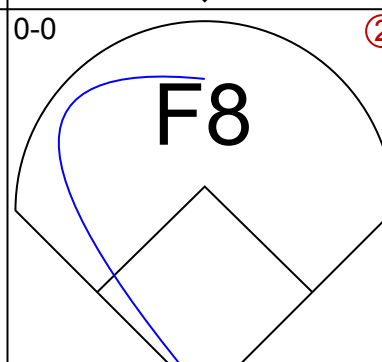
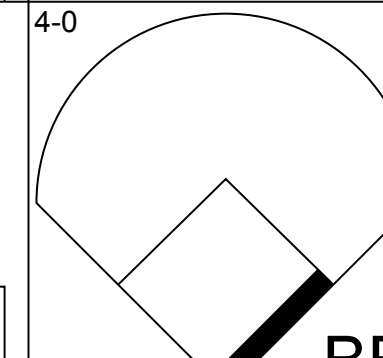
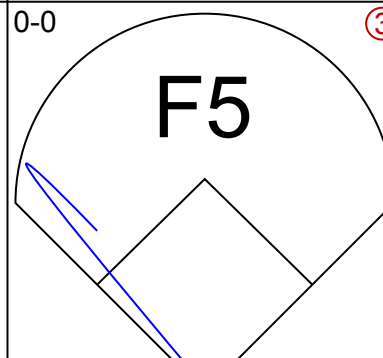
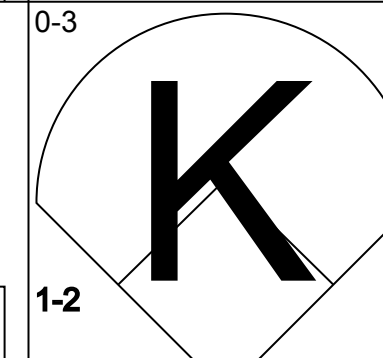
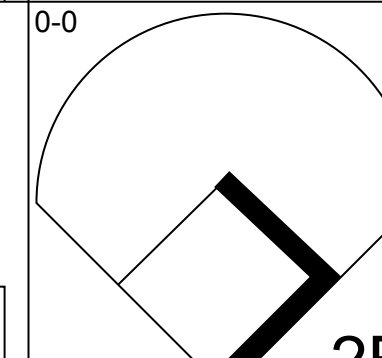
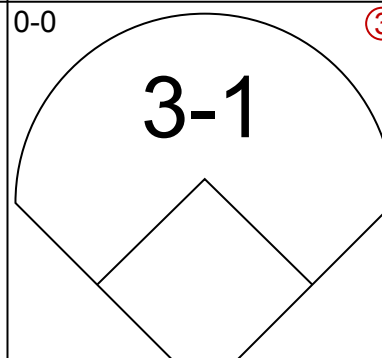
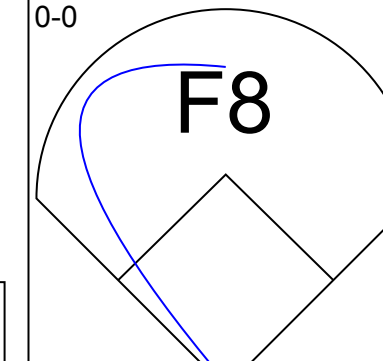
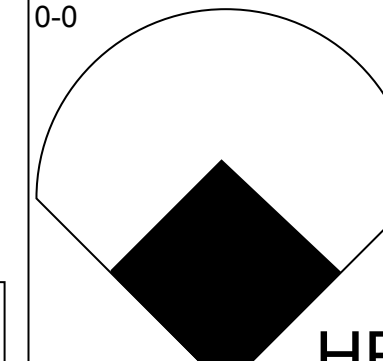
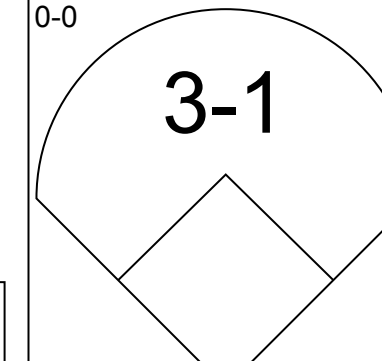
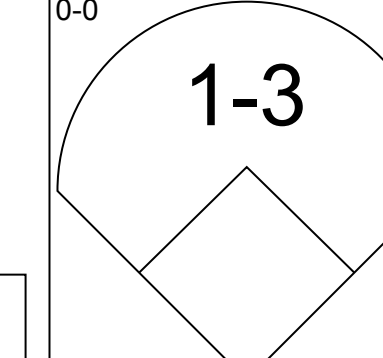
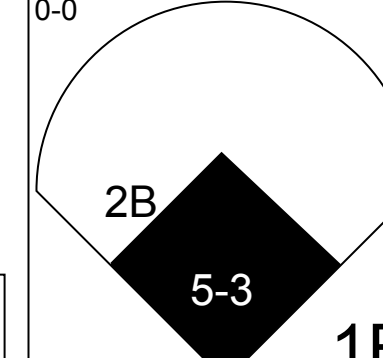
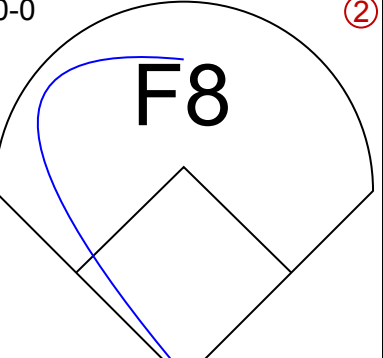
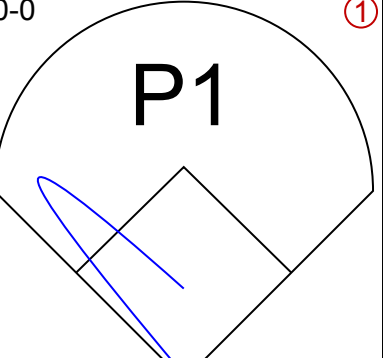
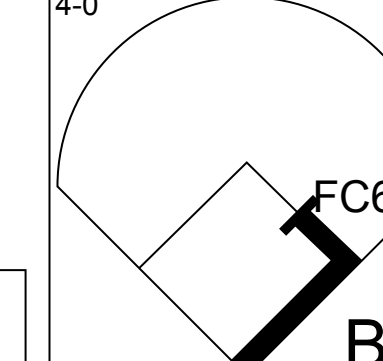
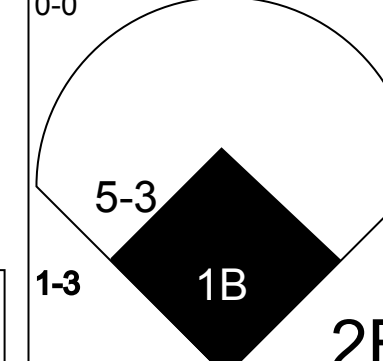
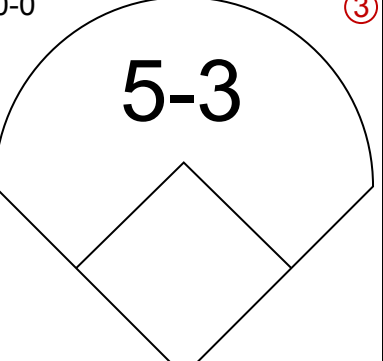
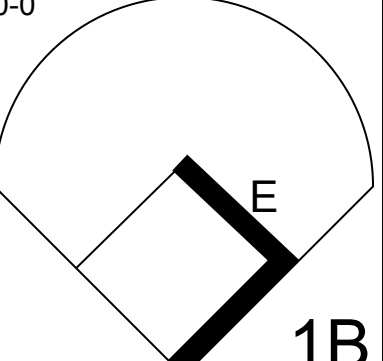
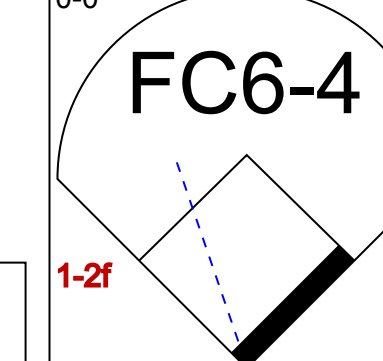
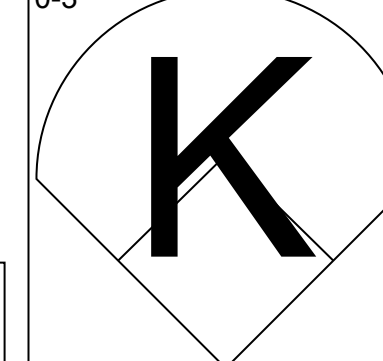
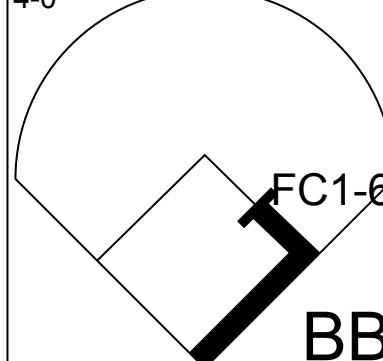
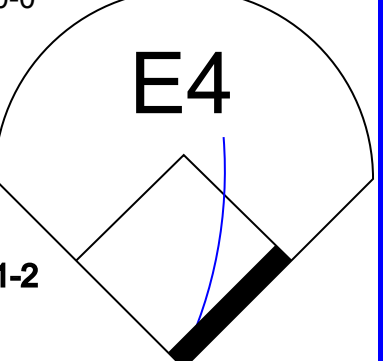
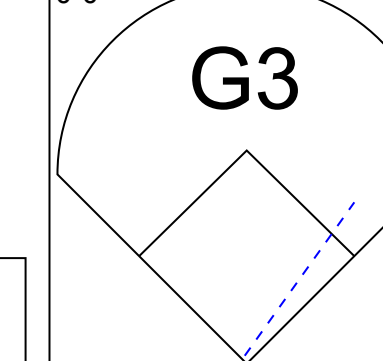
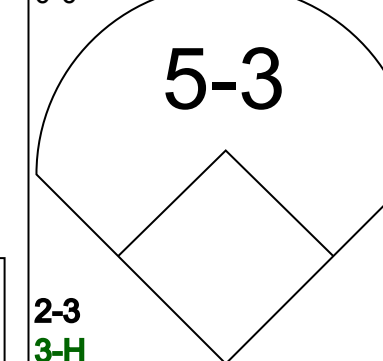
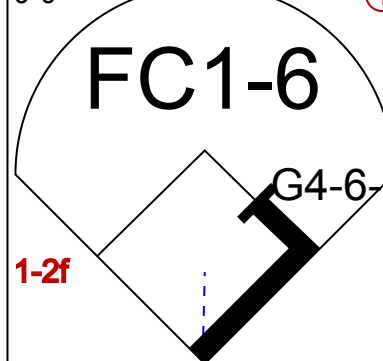
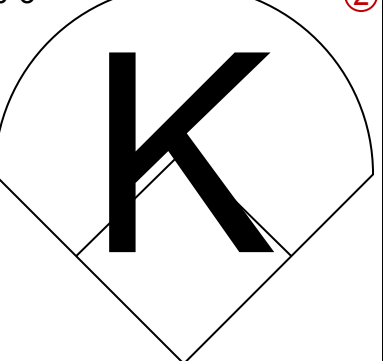
AB	32
R	1
H	4
RBI	0
BB	3
SO	5
LOB	13



Batter	1	2	3	4	5	6	7	8	9	AB	R	H	RBI	BB	SO	LOB	TOP										
Davey Lopes, R OBP: 0.340, SLG: 0.238 (1,4)	4-0 1B BB	0-0 5-3		4-0 FC1-5 WP BB		0-0 5-3			0-3 K	3	1	0	0	2	1	0	Los Angeles Dodgers @ Montreal Expos Jarry Park, Montreal, QB Wed May 08 1974, 7:05 PM EDT Att: 16,141 - Unknown										
Bill Buckner, L OBP: 0.400, SLG: 0.426 (1,7)	0-0 1B BB	0-0 FC5-4 1B		0-0 FC1-5 1-3			0-0 L9		4-0 CS BB	4	1	2	0	1	0	1											
Jimmy Wynn, R OBP: 0.381, SLG: 0.567 (1,8)	0-0 2B 1B	0-0 FC5-4 1-2 3H		0-0 F8			0-0 HR		0-0 F4 1-2	5	2	2	2	0	0	3											
Steve Garvey, R OBP: 0.342, SLG: 0.594 (1,3)	0-0 1B 2B			4-0 WP BB		0-0 5-3			0-0 F6	3	1	1	2	1	0	0											
Willie Crawford, L OBP: 0.405, SLG: 0.383 (1,9)	0-0 CS 1B 2H			0-3 K 1-2		0-3 K			0-0 F7	4	0	1	1	0	2	1											
Ron Cey, R OBP: 0.364, SLG: 0.369 (1,5)	0-3 K 1-2			0-3 K		0-0 HR			0-0 F8	4	1	1	1	0	2	2											
Bill Russell, R OBP: 0.396, SLG: 0.536 (1,6)	0-0 FC4 1B			4-0 BB		0-3 K			0-0 F4	3	0	1	0	1	1	0											
Steve Yeager, R OBP: 0.379, SLG: 0.519 (1,2)	0-0 FC4 1-2			0-3 K					0-0 F7 1B	4	0	1	0	0	1	3											
Andy Messersmith, R OBP: 0.381, SLG: 0.579 (1,1)				0-0 F8		0-3 K			0-0 P3	4	0	0	0	0	2	1											
Inning Stats	R: 4 E: 0 K: 1 S: 9	H: 5 LOB: 1 BB: 1 P: 13	R: 0 E: 0 K: 0 S: 4	H: 1 LOB: 1 BB: 0 P: 4	R: 0 E: 0 K: 3 S: 9	H: 0 LOB: 2 BB: 2 P: 17	R: 0 E: 0 K: 1 S: 5	H: 0 LOB: 1 BB: 1 P: 9	R: 1 E: 0 K: 2 S: 8	H: 1 LOB: 0 BB: 0 P: 8	R: 0 E: 0 K: 0 S: 3	H: 0 LOB: 0 BB: 0 P: 3	R: 1 E: 0 K: 0 S: 4	H: 1 LOB: 0 BB: 0 P: 4	R: 0 E: 0 K: 1 S: 6	H: 1 LOB: 1 BB: 0 P: 6	R: 0 E: 0 K: 1 S: 4	H: 0 LOB: 0 BB: 1 P: 8	1B: 6 2B: 1 3B: 0 HR: 2	SF: 0 SAC: 0 DP: 0 HBP: 0	WP: 2 PB: 0 SB: 0 CS: 2	PA: 39					
PITCHER	IP	WLS	BF	H	R	ER	SO	BB	IBB	HBP	BLK	WP	HR	S	P	ERA	WHIP										
Ernie McNally, R ERA: 9.16 (1,1)	0.0	L	5	4	4	4	0	1	0	0	0	0	0	4	8	∞	∞										
John Montague, R ERA: 1.42 (3,1)	2.0		7	2	0	0	1	0	0	0	0	0	0	9	9	0.00	1.000										
Balor Moore, L ERA: 1.59 (3,1)	2.0		9	0	0	0	4	3	0	0	0	2	0	14	26	0.00	1.500										
Donald DeMola, R ERA: 4.67 (5,1)	3.0		11	2	2	2	2	0	0	0	0	0	2	15	15	6.00	0.667										
Tom Walker, R ERA: 1.64 (8,1)	2.0		7	1	0	0	2	1	0	0	0	0	0	10	14	0.00	1.000										


Batter	1	2	3	4	5	6	7	8	9	AB	R	H	RBI	BB	SO	LOB	BOTTOM										
Ron Hunt, R OBP: 0.368, SLG: 0.221 (1,5)	4-0 1B E BB	0-0 1-3		0-0 PO 1-2	0-0 SH2-3 E 1B				0-0 F9	3	1	1	0	1	0	1	Los Angeles Dodgers @ Montreal Expos Jarry Park, Montreal, QB Wed May 08 1974, 7:05 PM EDT Att: 16,141 - Unknown										
Larry Lintz, S OBP: 0.250, SLG: 0.316 (1,6)	0-0 E6 1B 1-2			0-0 F9	0-0 SH2-3 1-2				0-0 1B	3	0	1	0	0	0	1											
Willie Davis, L OBP: 0.275, SLG: 0.318 (1,8)	0-3 K			0-0 F8	0-0 3-1				0-0 6-3	4	0	0	0	0	1	4											
Ken Singleton, S OBP: 0.452, SLG: 0.386 (1,9)	0-0 1B 1-2 2-3			4-0 HR BB	0-0 E4				0-3 K	3	1	1	0	1	1	0											
Ron Fairly, L OBP: 0.260, SLG: 0.444 (1,3)	0-0 F2			0-0 HR	0-0 F6 3H				0-0 P3	4	1	1	2	0	0	4											
Bob Bailey, R OBP: 0.416, SLG: 0.391 (1,7)	0-0 F8			0-3 K					0-3 K	4	0	0	0	0	2	3											
Jim Cox, R OBP: 0.268, SLG: 0.284 (1,4)				0-0 1B	0-0 F4				0-0 5-3	4	0	1	0	0	0	0											
Terry Humphrey, R OBP: 0.217, SLG: 0.273 (1,2)				0-0 F2	0-0 PO 1B				0-0 F8	4	0	1	0	0	0	1											
Ernie McNally, R John Montague, R Mike Jorgensen, L Balor Moore, L Jim Lyles, L Donald DeMola, R Bob Bailey, R Tom Walker, R Hal Brecken, R	0-3 K			0-0 F5					0-3 K	0	0	0	0	0	0	0											
Inning Stats	R: 0 E: 1 K: 1 S: 7	H: 1 LOB: 3 BB: 1 P: 11	R: 0 E: 0 K: 1 S: 6	H: 1 LOB: 0 BB: 0 P: 6	R: 2 E: 0 K: 1 S: 6	H: 1 LOB: 0 BB: 1 P: 10	R: 0 E: 0 K: 0 S: 3	H: 1 LOB: 0 BB: 0 P: 3	R: 1 E: 1 K: 0 S: 5	H: 1 LOB: 1 BB: 0 P: 5	R: 0 E: 0 K: 0 S: 3	H: 0 LOB: 0 BB: 0 P: 3	R: 0 E: 0 K: 1 S: 6	H: 1 LOB: 1 BB: 0 P: 6	R: 0 E: 0 K: 2 S: 7	H: 0 LOB: 0 BB: 0 P: 7	R: 0 E: 0 K: 0 S: 3	H: 0 LOB: 0 BB: 0 P: 3	1B: 5 2B: 0 3B: 0 HR: 1	SF: 0 SAC: 1 DP: 0 HBP: 0	WP: 0 PB: 0 SB: 0 CS: 0	PA: 37					
PITCHER	IP	WLS	BF	H	R	ER	SO	BB	IBB	HBP	BLK	WP	HR	S	P	ERA	WHIP										
Andy Messersmith, R ERA: 2.18 (1,1)	9.0	W	36	6	3	2	6	2	0	0	0	0	1	46	54	2.00	0.889										

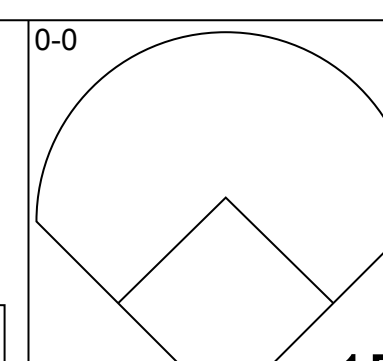
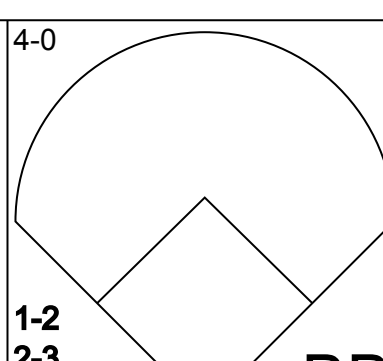
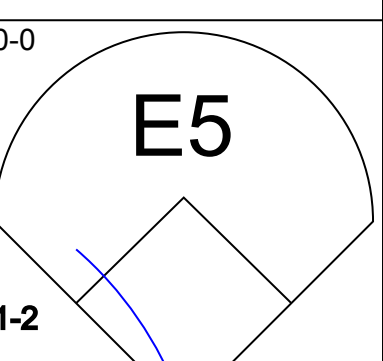
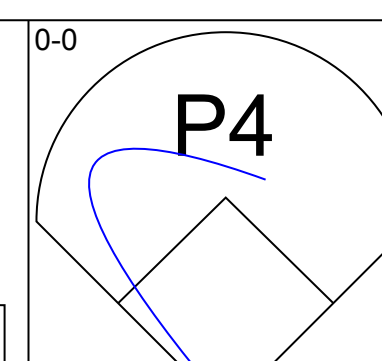
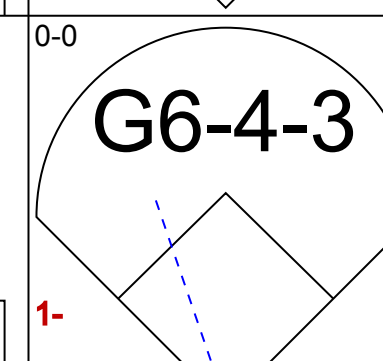
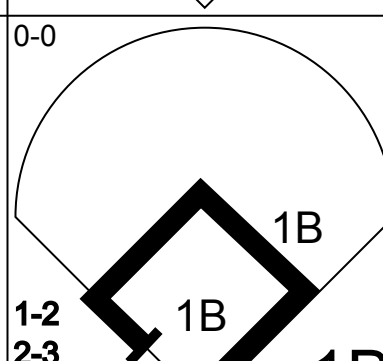
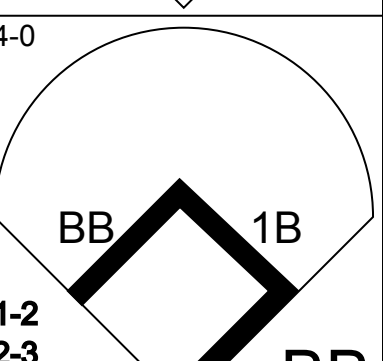
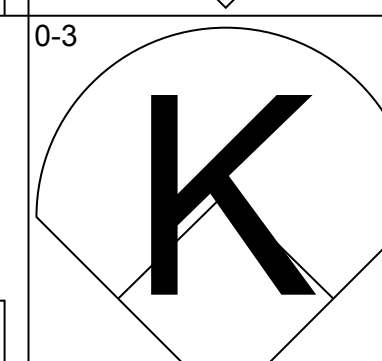
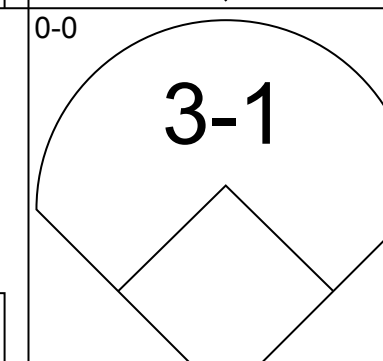
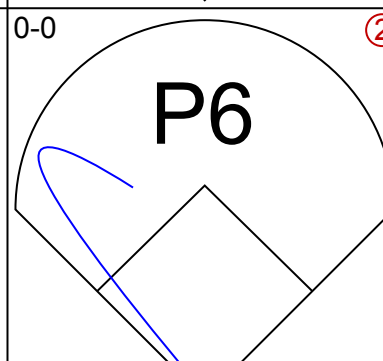
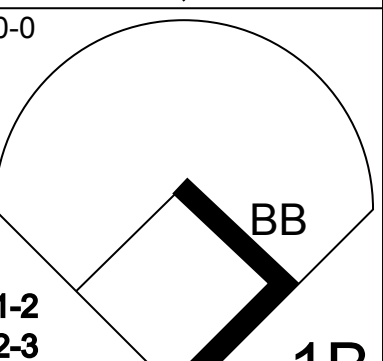
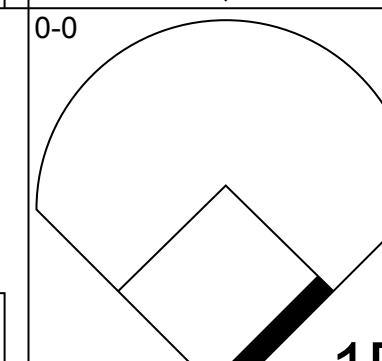
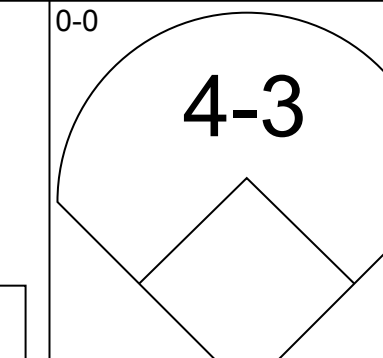
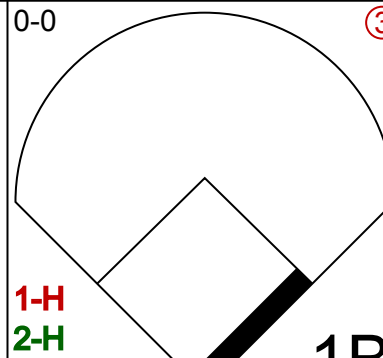
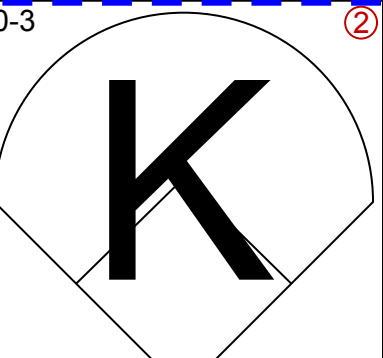
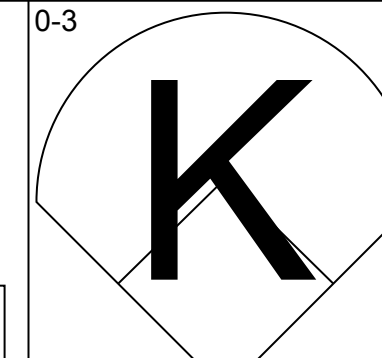
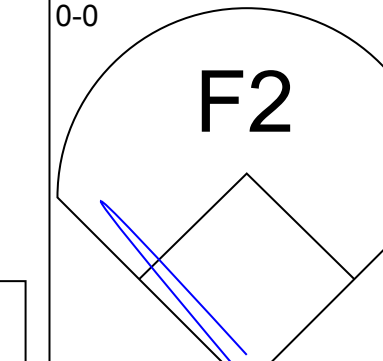
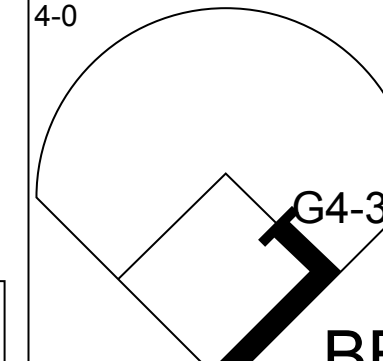
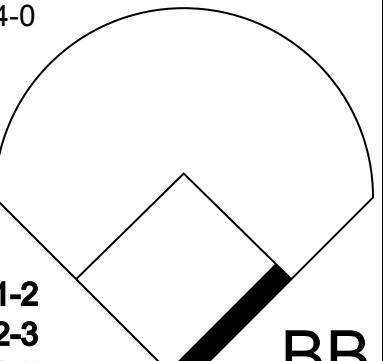
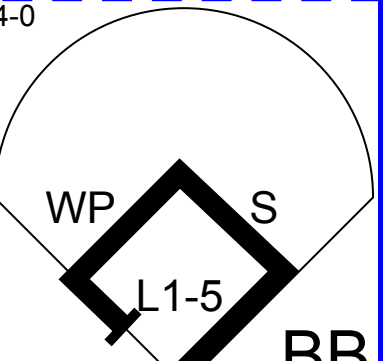
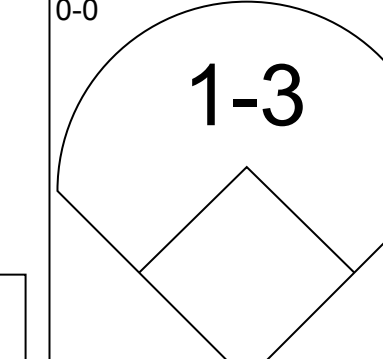

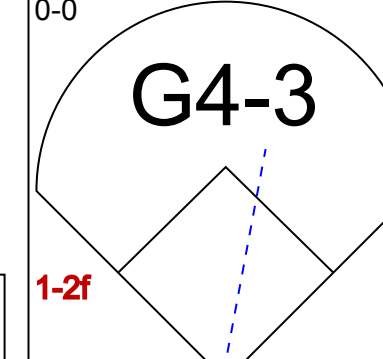
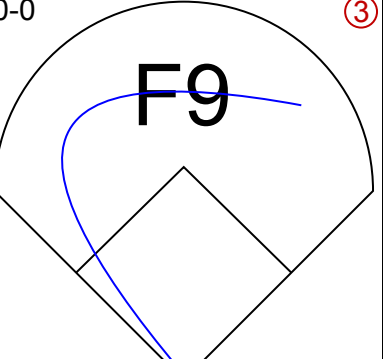
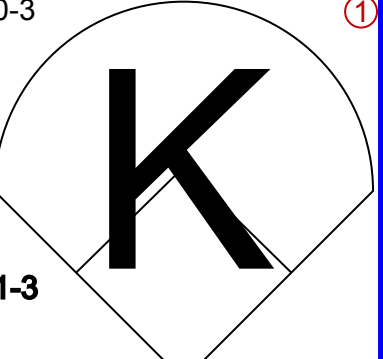
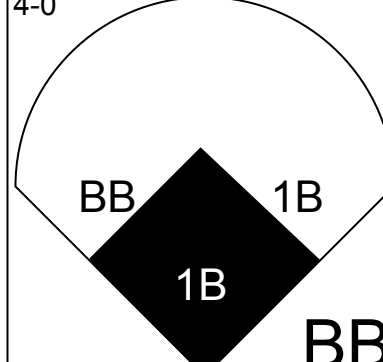
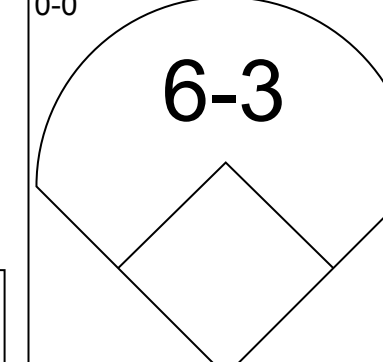
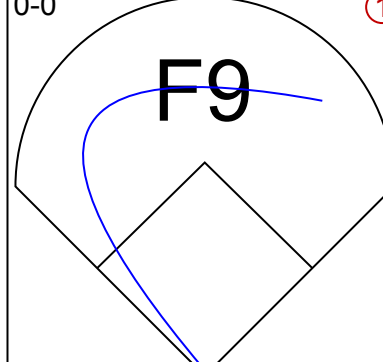
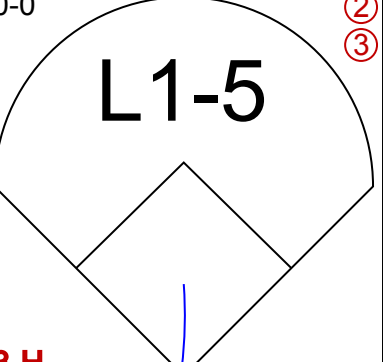
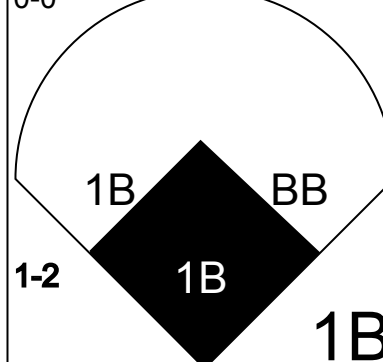
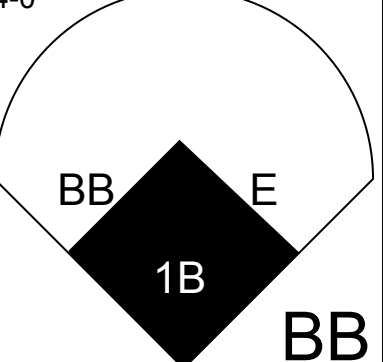
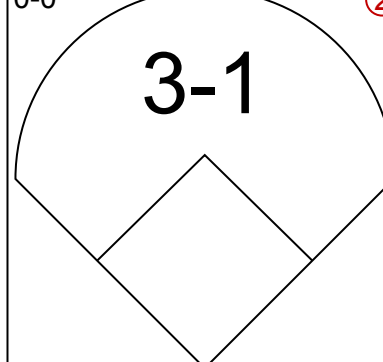
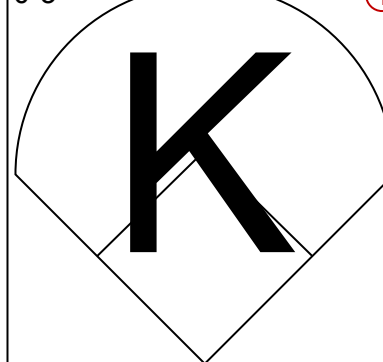
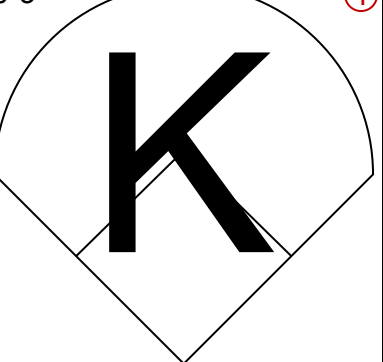



Batter	1	2	3	4	5	6	7	8	9	AB	R	H	RBI	BB	SO	LOB	TOP			
Lou Brock, L OBP: 0.393, SLG: 0.435 (1, 7)										5	1	2	1	0	1	3				
Luis Avarado, R OBP: 0.107, SLG: 0.074 (1, 6)										3	0	0	0	1	0	0				
Reggie Smith, S OBP: 0.412, SLG: 0.598 (1, 9)										5	0	1	1	0	2	2				
Ted Simmons, S OBP: 0.322, SLG: 0.405 (1, 2)										4	0	1	0	1	1	3				
Jose Cruz, L OBP: 0.238, SLG: 0.333 (1, 8)										4	1	1	1	0	0	3				
Ken Reitz, R OBP: 0.381, SLG: 0.473 (1, 5) (8, 4)										4	1	1	0	0	0	0				
Joe Torre, R OBP: 0.321, SLG: 0.371 (1, 3)										3	1	2	0	1	0	0				
Mike Tyson, R OBP: 0.241, SLG: 0.225 Tim McCutcher, L OBP: 0.333, SLG: 0.268 Mike Thompson, R OBP: 0.362, SLG: 0.393 Bake McBride, L OBP: 0.393, SLG: 0.393 Pete Richert, L OBP: 0.393, SLG: 0.393 Mike Garman, R OBP: 0.393, SLG: 0.393 (1, 4) (5, PH) (8, 1) (8, 1) (8, 1) (8, 1)										2	0	0	0	0	1	3				
Alan Foster, R OBP: 0.347, SLG: 0.214 Al Hrabosky, R OBP: 0.250, SLG: 0.182 Tom Heintzelman, R OBP: 0.250, SLG: 0.182 Jim Hickman, R OBP: 0.248, SLG: 0.571 (1, 1) (5, 1) (8, PH) (8, 4) (8, 5)										2	0	0	1	0	0	2				
Inning Stats	R: 0 E: 1 K: 2 S: 8	H: 0 LOB: 2 BB: 1 P: 12	R: 0 E: 0 K: 0 S: 3	H: 0 LOB: 1 BB: 1 P: 7	R: 0 E: 0 K: 0 S: 4	H: 1 LOB: 1 BB: 0 P: 4	R: 4 E: 0 K: 2 S: 12	H: 5 LOB: 2 BB: 1 P: 16	R: 0 E: 0 K: 0 S: 3	H: 0 LOB: 3 BB: 0 P: 3	R: 0 E: 0 K: 1 S: 6	H: 1 LOB: 1 BB: 0 P: 6	R: 0 E: 1 K: 1 S: 7	H: 1 LOB: 2 BB: 0 P: 7	R: 0 E: 0 K: 0 S: 3	H: 0 LOB: 0 BB: 0 P: 3	1B: 5 2B: 2 3B: 0 HR: 1	SF: 0 SAC: 1 DP: 1 HBP: 0	WP: 0 PB: 0 SB: 3 CS: 0	PA: 40
PITCHER Steve Rogers, R ERA: 3.42 (1, 1)	IP: 9.0 WLS: W BF: 40	H: 8 R: 4 ER: 4 SO: 6	BB: 4 IBB: 0 HBP: 0 BLK: 0	WP: 0 HR: 1 S: 48 P: 64	ERA: 4.00 WHIP: 1.333	PITCHER IP: WLS: BF: H: R: ER: SO: BB: IBB: HBP: BLK: WP: HR: S: P: ERA: WHIP														

St. Louis Cardinals @ Montreal Expos
Jarry Park, Montreal, QB
Fri May 10 1974, 7:05 PM EDT
Att: 7,105 - Unknown


AB	35
R	4
H	8
RBI	4
BB	4
SO	6
LOB	20



Batter	1	2	3	4	5	6	7	8	9	AB	R	H	RBI	BB	SO	LOB	BOTTOM			
Ron Hunt, R OBP: 0.374, SLG: 0.225 (1, 5)										3	0	1	0	1	0	1				
Tim Foli, R OBP: 0.342, SLG: 0.296 (1, 6)										3	0	1	1	1	1	1				
Willie Davis, L OBP: 0.284, SLG: 0.326 (1, 8)										4	0	2	1	0	0	3				
Ken Singleton, S OBP: 0.443, SLG: 0.378 (1, 9)										4	0	1	2	0	2	4				
Ron Fairly, L OBP: 0.296, SLG: 0.435 (8, PR) Larry Lintz, S OBP: 0.250, SLG: 0.316 Mike Jorgensen, L OBP: 0.308, SLG: 0.182 (1, 3) (8, PR) (8, 3)										1	0	0	1	3	0	0				
Bob Bailey, R OBP: 0.398, SLG: 0.370 Jim Lyttle, L OBP: 0.286, SLG: 0.200 (1, 7) (9, 7)										4	0	0	0	0	1	5				
Jim Cox, R OBP: 0.287, SLG: 0.273 (1, 4)										3	1	0	0	1	0	2				
Barry Foote, R OBP: 0.318, SLG: 0.396 (1, 2)										2	2	1	0	1	0	0				
Steve Rogers, R OBP: 0.190, SLG: 0.150 (1, 1)										3	0	0	0	0	3	3				
Inning Stats	R: 0 E: 0 K: 0 S: 3	H: 1 LOB: 0 BB: 0 P: 3	R: 3 E: 0 K: 1 S: 7	H: 3 LOB: 2 BB: 2 P: 15	R: 0 E: 0 K: 0 S: 2	H: 0 LOB: 1 BB: 1 P: 6	R: 2 E: 1 K: 2 S: 9	H: 1 LOB: 3 BB: 3 P: 21	R: 0 E: 0 K: 1 S: 5	H: 0 LOB: 0 BB: 0 P: 5	R: 0 E: 0 K: 2 S: 8	H: 1 LOB: 1 BB: 0 P: 8	R: 0 E: 0 K: 1 S: 4	H: 0 LOB: 1 BB: 1 P: 8	R: 0 E: 0 K: 0 S: 3	H: 0 LOB: 0 BB: 0 P: 3	1B: 6 2B: 1 3B: 0 HR: 0	SF: 0 SAC: 0 DP: 3 HBP: 0	WP: 1 PB: 0 SB: 1 CS: 0	PA: 34
PITCHER Alan Foster, R ERA: 3.48 Al Hrabosky, L ERA: 5.17 Mike Thompson, R ERA: 6.75 Pete Richert, L ERA: 4.91 Mike Garman, R ERA: 1.62 (1, 1) (5, 1) (6, 1) (8, 1) (8, 1)	IP: 4.1 WLS: L BF: 21	H: 5 R: 5 ER: 3 SO: 2	BB: 5 IBB: 0 HBP: 0 BLK: 0	WP: 0 HR: 0 S: 20 P: 40	ERA: 6.23 WHIP: 2.308	PITCHER IP: WLS: BF: H: R: ER: SO: BB: IBB: HBP: BLK: WP: HR: S: P: ERA: WHIP														

St. Louis Cardinals @ Montreal Expos
Jarry Park, Montreal, QB
Fri May 10 1974, 7:05 PM EDT
Att: 7,105 - Unknown

AB	27
R	3
H	6
RBI	5
BB	7
SO	7
LOB	19



Batter	1	2	3	4	5	6	7	8	9	AB	R	H	RBI	BB	SO	LOB	TOP			
Lou Brock, L OBP: 0.388, SLG: 0.425 (1, 7)										3	0	0	0	1	1	1	St. Louis Cardinals @ Montreal Expos Jarry Park, Montreal, QB Sat May 11 1974, 7:05 PM EDT Att: 11,730 - Unknown			
Luis Avarado, R OBP: 0.097, SLG: 0.067 Tim McCarver, L OBP: 0.316, SLG: 0.267 Mike Thompson, R (7, 1)										3	0	0	0	0	1	3				
Reggie Smith, S OBP: 0.415, SLG: 0.595 (1, 9)										4	0	2	0	0	0	0				
Ted Simmons, S OBP: 0.312, SLG: 0.391 (1, 2)										4	0	0	0	0	0	2				
Jose Cruz, L OBP: 0.240, SLG: 0.318 (1, 8)										4	0	1	0	0	0	1				
Ken Reitz, R OBP: 0.369, SLG: 0.457 (1, 5)										4	0	0	0	0	1	3				
Joe Torre, R OBP: 0.336, SLG: 0.380 (1, 3)										3	0	2	0	1	0	0				
Tom Heintzelman, R OBP: 0.600, SLG: 0.750 (1, 4)										3	1	2	0	1	0	3				
Sonny Siebert, R OBP: 0.143, SLG: 0.077 (5, PH) Luis Melendez, R OBP: 0.370, SLG: 0.530 (5, 1) Orlando Pena, R OBP: 1.000, SLG: 1.000 (7, PH) Bake McBride, R OBP: 0.500, SLG: 0.400 (7, PH) Mike Tyson, R OBP: 0.540, SLG: 0.235 (7, 6) Jim Hickman, R OBP: 0.333, SLG: 0.545 (5, PH)										1	0	0	0	0	1	2				
Inning Stats	R: 0 E: 0 K: 1 S: 5	H: 0 LOB: 0 BB: 0 P: 5	R: 0 E: 0 K: 0 S: 3	H: 0 LOB: 0 BB: 0 P: 3	R: 0 E: 0 K: 1 S: 6	H: 2 LOB: 2 BB: 1 P: 10	R: 0 E: 0 K: 0 S: 5	H: 2 LOB: 3 BB: 1 P: 9	R: 0 E: 0 K: 1 S: 6	H: 1 LOB: 1 BB: 0 P: 6	R: 1 E: 0 K: 1 S: 7	H: 2 LOB: 1 BB: 0 P: 7	R: 0 E: 0 K: 0 S: 3	H: 0 LOB: 0 BB: 0 P: 3	R: 0 E: 0 K: 0 S: 3	H: 1 LOB: 1 BB: 1 P: 7		1B: 7 2B: 1 3B: 0 HR: 0	SF: 0 SAC: 0 DP: 2 HBP: 0	WP: 2 PB: 0 SB: 1 CS: 0
PITCHER Steve Renko, R ERA: 4.89 (1, 1)	IP: 9.0 WLS: W BF: 36 H: 8 R: 1 ER: 1 SO: 4 BB: 2 IBB: 1 HBP: 0 BLK: 0 WP: 2 HR: 0 S: 41 P: 53 ERA: 1.00 WHIP: 1.111															PITCHER				

Batter	1	2	3	4	5	6	7	8	9	AB	R	H	RBI	BB	SO	LOB	BOTTOM			
Ron Hunt, R OBP: 0.369, SLG: 0.226 (1, 5) Larry Lintz, S OBP: 0.250, SLG: 0.316 (8, PR) Pepe Frias, R (9, 5)										4	0	1	0	0	0	1	St. Louis Cardinals @ Montreal Expos Jarry Park, Montreal, QB Sat May 11 1974, 7:05 PM EDT Att: 11,730 - Unknown			
Tim Foli, R OBP: 0.337, SLG: 0.293 (1, 6)										4	0	1	0	0	0	1				
Willie Davis, L OBP: 0.293, SLG: 0.333 (1, 8)										4	0	2	1	0	0	0				
Ken Singleton, S OBP: 0.440, SLG: 0.377 (1, 9)										3	0	1	0	0	0	2				
Ron Fairly, L OBP: 0.316, SLG: 0.438 (1, 3)										2	1	1	0	1	0	1				
Bob Bailey, R OBP: 0.396, SLG: 0.408 (1, 7) Jim Lyttle, L OBP: 0.286, SLG: 0.200 (7, 7)										3	1	1	2	0	2	2				
Jim Cox, R OBP: 0.258, SLG: 0.263 (1, 4)										3	0	0	0	0	0	1				
Barry Foote, R OBP: 0.319, SLG: 0.382 (1, 2)										2	0	0	0	1	1	0				
Steve Renko, R OBP: 0.133, SLG: 0.133 (1, 1)										3	1	1	0	0	0	1				
Inning Stats	R: 0 E: 0 K: 0 S: 3	H: 0 LOB: 0 BB: 0 P: 3	R: 0 E: 0 K: 1 S: 6	H: 1 LOB: 1 BB: 0 P: 6	R: 1 E: 0 K: 1 S: 8	H: 3 LOB: 2 BB: 0 P: 8	R: 2 E: 0 K: 0 S: 5	H: 2 LOB: 0 BB: 0 P: 5	R: 0 E: 0 K: 1 S: 4	H: 0 LOB: 1 BB: 1 P: 8	R: 0 E: 0 K: 0 S: 2	H: 0 LOB: 0 BB: 1 P: 6	R: 0 E: 0 K: 0 S: 3	H: 2 LOB: 1 BB: 0 P: 3	R: 0 E: 0 K: 0 S: 3	H: 2 LOB: 1 BB: 0 P: 3		1B: 7 2B: 2 3B: 0 HR: 1	SF: 0 SAC: 0 DP: 3 HBP: 0	WP: 0 PB: 0 SB: 0 CS: 2
PITCHER Sonny Siebert, R ERA: 3.55 (1, 1) Orlando Pena, R ERA: 1.54 (5, 1) Mike Thompson, R ERA: 5.56 (7, 1)	IP: 4.0 WLS: L BF: 18 H: 6 R: 3 ER: 3 SO: 2 BB: 0 IBB: 0 HBP: 0 BLK: 0 WP: 0 HR: 1 S: 22 P: 22 ERA: 6.75 WHIP: 1.500															PITCHER				

AB	33
R	1
H	8
RBI	1
BB	3
SO	4
LOB	18



Batter	1	2	3	4	5	6	7	8	9	AB	R	H	RBI	BB	SO	LOB	TOP			
Ron Hunt, R OBP: 0.380, SLG: 0.239 (1, 5)										4	1	2	0	1	0	3	Montreal Expos @ Philadelphia Phillies Veterans Stadium, Philadelphia, PA Tue May 14 1974, 7:05 PM EDT Att: 8,413 - Unknown			
Larry Lintz, S OBP: 0.250, SLG: 0.391 (1, 6)										4	1	1	0	0	1	3				
Willie Davis, L OBP: 0.308, SLG: 0.347 (1, 8)										5	2	3	1	0	0	2				
Ken Singleton, S OBP: 0.448, SLG: 0.375 (1, 9)										3	2	1	1	2	1	1				
Ron Fairly, L OBP: 0.328, SLG: 0.500 (1, 3)										5	1	2	2	0	0	3				
Bob Bailey, R OBP: 0.406, SLG: 0.413 Jim Lyttle, L OBP: 0.286, SLG: 0.200 (1, 7) (8, 7)										4	1	2	2	1	1	0				
Jim Cox, R OBP: 0.266, SLG: 0.282 (1, 4)										5	1	2	1	0	0	3				
Barry Foote, R OBP: 0.324, SLG: 0.383 (1, 2)										5	0	2	1	0	1	4				
Steve Rogers, R OBP: 0.240, SLG: 0.136 (1, 1)										2	0	0	0	2	0	1				
Inning Stats	R: 3 E: 0 K: 0 S: 8	H: 5 LOB: 2 BB: 0 P: 8	R: 0 E: 0 K: 0 S: 3	H: 0 LOB: 1 BB: 7 P: 7	R: 1 E: 0 K: 1 S: 8	H: 3 LOB: 3 BB: 1 P: 12	R: 5 E: 1 K: 0 S: 9	H: 6 LOB: 2 BB: 1 P: 13	R: 0 E: 0 K: 0 S: 3	H: 1 LOB: 0 BB: 0 P: 3	R: 0 E: 0 K: 0 S: 3	H: 0 LOB: 2 BB: 2 P: 11	R: 0 E: 0 K: 2 S: 7	H: 0 LOB: 0 BB: 0 P: 7	R: 0 E: 0 K: 1 S: 5	H: 0 LOB: 0 BB: 0 P: 5		1B: 12 2B: 1 3B: 1 HR: 1	SF: 0 SAC: 5 DP: 2 HBP: 0	WP: 1 PB: 0 CS: 0
PITCHER	IP WLS BF H R ER SO BB IBB HBP BLK WP HR S P ERA WHIP	IP WLS BF H R ER SO BB IBB HBP BLK WP HR S P ERA WHIP																		
Jim Lonborg, R ERA: 2.69 (1, 1)	2.2	L	18	8	4	4	1	2	0	0	0	0	0	0	0	1	18	26	13.50	3.750
Frank Linzy, R ERA: 2.31 (3, 1)	0.1		1	0	0	0	0	0	0	0	0	0	0	0	0	1	1	0.00	0.000	
George Culver, R ERA: 6.91 (4, 1)	3.0		17	7	5	5	0	2	0	0	0	0	0	0	15	23	15.00	3.000		
Dave Wallace, R ERA: 9.0 (7, 1)	3.0		11	0	0	0	3	2	0	0	0	0	1	0	15	23	0.00	0.667		

Batter	1	2	3	4	5	6	7	8	9	AB	R	H	RBI	BB	SO	LOB	BOTTOM					
Dave Cash, R OBP: 0.342, SLG: 0.398 (1, 4)										4	0	1	0	0	1	1	Montreal Expos @ Philadelphia Phillies Veterans Stadium, Philadelphia, PA Tue May 14 1974, 7:05 PM EDT Att: 8,413 - Unknown					
Larry Bowa, S OBP: 0.305, SLG: 0.368 (1, 6)										4	1	2	1	0	0	0						
Del Unser, L OBP: 0.394, SLG: 0.415 (1, 8)										4	0	1	0	0	0	2						
Greg Luzinski, R OBP: 0.292, SLG: 0.347 Dave Wallace, R ERA: 9.0 Tom Hutton, L OBP: 0.265, SLG: 0.404 (1, 7) (7, 1) (9, PH)										3	0	1	1	0	1	2						
Willie Montanez, L OBP: 0.253, SLG: 0.325 (1, 3)										4	0	0	0	0	1	2						
Mike Schmidt, R OBP: 0.442, SLG: 0.547 (1, 5)										2	0	0	0	1	0	0						
Mike Anderson, R OBP: 0.364, SLG: 0.444 (1, 9)										3	0	0	0	0	0	1						
Bob Boone, R OBP: 0.321, SLG: 0.337 (1, 2)										3	1	1	0	0	0	0						
Jim Lonborg, R OBP: 0.246, SLG: 0.048 Frank Linzy, R Mike Rogodzinski, L George Culver, R Bill Robinson, R (1, 1) (3, 1) (3, PH) (4, 1) (5, PH) (7, 7)										0	0	0	0	0	0	0						
Inning Stats	R: 0 E: 0 K: 0 S: 3	H: 0 LOB: 0 BB: 0 P: 3	R: 0 E: 0 K: 1 S: 5	H: 0 LOB: 0 BB: 0 P: 5	R: 0 E: 0 K: 0 S: 3	H: 0 LOB: 0 BB: 0 P: 3	R: 0 E: 0 K: 0 S: 4	H: 2 LOB: 1 BB: 0 P: 4	R: 0 E: 0 K: 0 S: 2	H: 0 LOB: 0 BB: 1 P: 6	R: 2 E: 0 K: 0 S: 7	H: 4 LOB: 2 BB: 0 P: 7	R: 0 E: 0 K: 0 S: 3	H: 0 LOB: 0 BB: 0 P: 3	R: 0 E: 0 K: 1 S: 5	H: 0 LOB: 0 BB: 0 P: 5		R: 0 E: 0 K: 1 S: 5	H: 0 LOB: 0 BB: 0 P: 5	1B: 6 2B: 0 3B: 0 HR: 0	SF: 0 SAC: 0 DP: 2 HBP: 0	WP: 0 PB: 0 CS: 0
PITCHER	IP WLS BF H R ER SO BB IBB HBP BLK WP HR S P ERA WHIP	IP WLS BF H R ER SO BB IBB HBP BLK WP HR S P ERA WHIP																				
Steve Rogers, R ERA: 3.2 (1, 1)	9.0	W	32	6	2	2	3	1	0	0	0	0	0	0	0	37	41	2.00	0.778			

AB	37
R	9
H	15
RBI	8
BB	6
SO	4
LOB	20



AB	31
R	2
H	6
RBI	2
BB	1
SO	3
LOB	9



Batter	1	2	3	4	5	6	7	8	9	AB	R	H	RBI	BB	SO	LOB	TOP					
Ron Hunt, R OBP: 0.381, SLG: 0.231 Jim Lyttle, L OBP: 0.286, SLG: 0.200										3	2	0	0	1	0	3	Montreal Expos @ Philadelphia Phillies Veterans Stadium, Philadelphia, PA Wed May 15 1974, 7:05 PM EDT Att: 10,105 - Unknown					
Larry Lintz, S OBP: 0.299, SLG: 0.385										3	0	1	0	0	0	0						
Willie Davis, L OBP: 0.330, SLG: 0.363										4	1	3	0	1	0	1						
Ken Singleton, S OBP: 0.455, SLG: 0.405										4	1	2	3	1	0	2						
Ron Fairly, L OBP: 0.344, SLG: 0.519 Hal Breeden, R OBP: 0.341, SLG: 0.421										2	1	1	1	1	0	0						
Mike Jorgensen, L OBP: 0.357, SLG: 0.182										1	0	0	0	0	0	1						
Bob Bailey, R OBP: 0.406, SLG: 0.405 Pepe Frias, R										4	0	1	0	1	0	5						
Jim Cox, R OBP: 0.268, SLG: 0.276										2	0	0	0	1	1	0						
Barry Foote, R OBP: 0.308, SLG: 0.365										3	0	0	1	0	2	1						
Steve Renko, R OBP: 0.167, SLG: 0.118 Chuck Taylor, R OBP: 0.333, SLG: 0.667 Ron Woods, R OBP: 0.273, SLG: 0.111 Tom Walker, R										2	0	0	0	1	0	0						
Inning Stats	R: 4 E: 0 K: 0 S: 6	H: 3 LOB: 3 BB: 4 P: 22	R: 0 E: 0 K: 0 S: 3	H: 1 LOB: 2 BB: 2 P: 11	R: 0 E: 0 K: 1 S: 5	H: 0 LOB: 0 BB: 0 P: 5	R: 0 E: 0 K: 0 S: 4	H: 1 LOB: 1 BB: 0 P: 4	R: 0 E: 0 K: 1 S: 5	H: 0 LOB: 0 BB: 0 P: 5	R: 0 E: 0 K: 0 S: 3	H: 0 LOB: 0 BB: 0 P: 3	R: 0 E: 0 K: 0 S: 4	H: 1 LOB: 1 BB: 0 P: 4	R: 0 E: 0 K: 1 S: 6	H: 1 LOB: 1 BB: 0 P: 6	R: 1 E: 0 K: 0 S: 3	H: 1 LOB: 2 BB: 2 P: 12	1B: 6 2B: 1 3B: 1 HR: 0	SF: 1 SAC: 3 DP: 1 HBP: 1	WP: 0 PB: 0 SB: 2 CS: 1	PA: 42
PITCHER	IP WLS BF H R ER SO BB IBB HBP BLK WP HR S P ERA WHIP	6.0 L 28 5 4 4 2 6 0 0 0 0 0 0 26 50 6.00 1.833	2.1 12 3 1 1 1 0 1 1 0 0 0 0 12 17 3.86 1.286	0.2 2 0 0 0 0 1 0 0 0 0 0 0 1 5 0.00 1.500	PITCHER										IP WLS BF H R ER SO BB IBB HBP BLK WP HR S P ERA WHIP							


AB	29
R	5
H	8
RBI	5
BB	8
SO	3
LOB	14




Batter	1	2	3	4	5	6	7	8	9	AB	R	H	RBI	BB	SO	LOB	BOTTOM					
Dave Cash, R OBP: 0.351, SLG: 0.406										5	2	3	0	0	0	1	Montreal Expos @ Philadelphia Phillies Veterans Stadium, Philadelphia, PA Wed May 15 1974, 7:05 PM EDT Att: 10,105 - Unknown					
Larry Bowa, S OBP: 0.315, SLG: 0.391										5	0	3	1	0	0	2						
Del Unser, L OBP: 0.388, SLG: 0.400										3	1	0	0	1	2	4						
Greg Luzinski, R OBP: 0.289, SLG: 0.350										5	0	1	2	0	3	3						
Tom Hutton, L OBP: 0.283, SLG: 0.388										2	0	0	0	2	0	0						
Mike Schmidt, R OBP: 0.436, SLG: 0.532										3	0	0	0	1	2	4						
Mike Anderson, R OBP: 0.369, SLG: 0.452										3	1	1	0	1	1	2						
Bob Boone, R OBP: 0.313, SLG: 0.327										3	0	0	0	0	1	2						
Dick Ruthven, R OBP: 0.067, SLG: 0.067 Willie Montanez, L OBP: 0.261, SLG: 0.333 Mac Scarce, L Frank Linzy, R										2	0	0	0	0	1	2						
Inning Stats	R: 0 E: 0 K: 1 S: 6	H: 2 LOB: 1 BB: 0 P: 6	R: 0 E: 0 K: 2 S: 7	H: 0 LOB: 2 BB: 2 P: 15	R: 2 E: 0 K: 2 S: 9	H: 2 LOB: 2 BB: 2 P: 17	R: 1 E: 1 K: 1 S: 7	H: 1 LOB: 1 BB: 0 P: 7	R: 0 E: 0 K: 0 S: 5	H: 0 LOB: 0 BB: 0 P: 5	R: 0 E: 0 K: 0 S: 4	H: 2 LOB: 0 BB: 0 P: 4	R: 0 E: 0 K: 2 S: 8	H: 1 LOB: 2 BB: 1 P: 12	R: 0 E: 0 K: 1 S: 5	H: 0 LOB: 0 BB: 0 P: 5		R: 0 E: 0 K: 1 S: 6	H: 1 LOB: 1 BB: 0 P: 6	1B: 6 2B: 2 3B: 1 HR: 0	SF: 0 SAC: 2 DP: 2 HBP: 0	WP: 0 PB: 1 SB: 3 CS: 0
PITCHER	IP WLS BF H R ER SO BB IBB HBP BLK WP HR S P ERA WHIP	5.1 27 7 4 3 7 4 0 0 0 0 0 9 13 0.00 0.600	1.2 6 1 0 0 2 0 1 0 0 0 0 0 9 13 0.00 0.600	2.0 W 7 1 0 0 2 0 0 0 0 0 0 0 11 11 0.00 0.500	PITCHER										IP WLS BF H R ER SO BB IBB HBP BLK WP HR S P ERA WHIP							

AB	33
R	4
H	9
RBI	4
BB	5
SO	11
LOB	20




Batter	1	2	3	4	5	6	7	8	9	AB	R	H	RBI	BB	SO	LOB	TOP			
Ron Hunt, R OBP: 0.373, SLG: 0.229 (1, 5)	F9				6-3		P4		6-3	5	0	1	0	0	0	1	Montreal Expos @ Philadelphia Phillies Veterans Stadium, Philadelphia, PA Thu May 16 1974, 7:05 PM EDT Att: 7,311 - Unknown 			
Willie Davis, L OBP: 0.325, SLG: 0.355 (1, 8)	E1 1B BLK E		K		3-1		K			5	1	1	0	0	2	2				
Bob Bailey, R OBP: 0.405, SLG: 0.404 (1, 7)	K		F9						P3	5	1	2	0	0	1	3				
Hal Breedon, R OBP: 0.356, SLG: 0.400 (1, 3)			F9		L5				E BB SF8 1B	2	0	0	0	2	0	2				
Ken Singleton, S OBP: 0.447, SLG: 0.398 (1, 9)	E6 1-2 2H 1B				5-3		6-3		K	4	0	1	0	0	1	2				
Jim Cox, R OBP: 0.267, SLG: 0.275 (1, 4)	F7						P4		E5	4	1	1	0	0	0	4				
Barry Foote, R OBP: 0.293, SLG: 0.348 (1, 2)			5-3		F8		6-3		SF8	3	0	0	1	0	0	1				
Pepe Frias, R OBP: 0.200, SLG: 0.400 (1, 6)			6-3				P3		5-3	4	0	1	1	0	0	2				
Mike Torrez, R Ron Woods, R John Montague, R Chuck Taylor, R Terry Humphrey, R Ernie McAnally, R Bob Stinson, S (1, 1) (4, Ph) (4, 1) (6, 1) (7, Ph) (7, 1) (9, Ph)	1-3				K				F8	1	0	0	0	0	0	0				
Inning Stats	R: 1 E: 2 K: 1 S: 7	H: 1 LOB: 2 BB: 1 P: 11	R: 0 E: 0 K: 0 S: 3	H: 0 LOB: 0 BB: 0 P: 3	R: 0 E: 0 K: 1 S: 6	H: 1 LOB: 1 BB: 0 P: 6	R: 1 E: 0 K: 1 S: 7	H: 2 LOB: 1 BB: 0 P: 7	R: 0 E: 0 K: 0 S: 4	H: 0 LOB: 0 BB: 0 P: 3	R: 0 E: 0 K: 1 S: 5	H: 0 LOB: 1 BB: 1 P: 9	R: 1 E: 1 K: 1 S: 7	H: 1 LOB: 2 BB: 1 P: 11	R: 0 E: 0 K: 0 S: 4	H: 1 LOB: 1 BB: 0 P: 4		1B: 6 2B: 1 3B: 0 HR: 0	SF: 1 SAC: 0 DP: 0 HBP: 0	WP: 0 PB: 0 CS: 0
PITCHER Steve Carlton, L ERA: 3.78 (1, 1)	IP: 9.0 WLS: W BF: 39 H: 7 R: 3 ER: 1 SO: 5 BB: 3 IBB: 0 HBP: 0 BLK: 1 WP: 0 HR: 0 S: 46 P: 58 ERA: 1.00 WHIP: 1.111																			

Batter	1	2	3	4	5	6	7	8	9	AB	R	H	RBI	BB	SO	LOB	BOTTOM			
Dave Cash, R OBP: 0.353, SLG: 0.406 (1, 4)	4-3	FC5-4						F9		5	0	2	1	0	0	1	Montreal Expos @ Philadelphia Phillies Veterans Stadium, Philadelphia, PA Thu May 16 1974, 7:05 PM EDT Att: 7,311 - Unknown 			
Larry Bowa, S OBP: 0.307, SLG: 0.380 (1, 6)	1-3		K		5-3		P6			4	0	0	0	0	1	3				
Del Unser, L OBP: 0.402, SLG: 0.420 (1, 8)	WP 1B 2B		1B HR 1B		4-1					3	2	2	0	1	0	1				
Greg Luzinski, R OBP: 0.295, SLG: 0.349 (1, 7)	1B 2-3 BB		1B HR 1B		F3		F9			3	1	1	0	1	0	3				
Tom Hutton, L OBP: 0.316, SLG: 0.528 (1, 3)	1-2 3H 1B		1H 3H HR				6-3			4	2	3	5	0	0	0				
Mike Schmidt, R OBP: 0.423, SLG: 0.513 (1, 5)	F3		6-3		L6		5-3			4	0	0	0	0	0	2				
Mike Anderson, R OBP: 0.355, SLG: 0.433 (1, 9)			K		5-3		6-3		K	4	0	0	0	0	2	0				
Bob Boone, R OBP: 0.319, SLG: 0.333 (1, 2)	1-3				E 1B 1B		WP 1B 1B		F2	4	1	2	0	0	0	0				
Steve Carlton, L OBP: 0.167, SLG: 0.217 (1, 1)			FC5-4 1B		K		K		6-3	4	0	1	0	0	2	2				
Inning Stats	R: 1 E: 0 K: 0 S: 5	H: 2 LOB: 2 BB: 1 P: 9	R: 0 E: 0 K: 1 S: 6	H: 1 LOB: 1 BB: 0 P: 6	R: 3 E: 0 K: 1 S: 8	H: 3 LOB: 0 BB: 0 P: 8	R: 1 E: 1 K: 1 S: 7	H: 2 LOB: 1 BB: 0 P: 7	R: 1 E: 0 K: 0 S: 4	H: 1 LOB: 0 BB: 0 P: 4	R: 0 E: 0 K: 1 S: 5	H: 2 LOB: 3 BB: 1 P: 11	R: 0 E: 0 K: 0 S: 3	H: 0 LOB: 0 BB: 0 P: 3	R: 0 E: 0 K: 0 S: 3	H: 0 LOB: 0 BB: 0 P: 3		1B: 8 2B: 1 3B: 0 HR: 2	SF: 0 SAC: 0 DP: 0 HBP: 0	WP: 2 PB: 0 CS: 0
PITCHER Mike Torrez, R ERA: 4.13 John Montague, R ERA: 1.79 Chuck Taylor, R ERA: 2.11 Ernie McAnally, R ERA: 8.27 (1, 1) (4, 1) (6, 1) (7, 1)	IP: 3.0 WLS: L BF: 16 H: 5 R: 2 ER: 4 SO: 2 BB: 1 IBB: 0 HBP: 0 BLK: 1 WP: 1 HR: 1 S: 17 P: 23 ERA: 12.00 WHIP: 2.333																			

Batter	1	2	3	4	5	6	7	8	9	AB	R	H	RBI	BB	SO	LOB	TOP			
Ron Hunt, R OBP: 0.369, SLG: 0.230 (1, 5)	0-0 4-3		0-0 1B			0-0 F8		0-0 F8		4	0	1	0	0	0	1				
Larry Lintz, S OBP: 0.233, SLG: 0.345 (1, 6)	0-3 K		0-3 K			0-0 P6		0-3 K		3	0	0	0	0	2	1				
Jim Lyttle, L OBP: 0.250, SLG: 0.167 (8, PH)										1	0	0	0	0	1	1				
Pepe Frias, R OBP: 0.200, SLG: 0.400 (8, 6)										0	0	0	0	0	0	0				
Willie Davis, L OBP: 0.322, SLG: 0.351 (1, 8)	0-0 G3			0-0 1B		0-0 P6			0-3 K	4	0	1	0	0	1	0				
Ken Singleton, S OBP: 0.441, SLG: 0.391 (1, 9)		0-0 1B		0-3 K		0-0 5-3			0-0 F7	4	0	1	0	0	1	1				
Ron Fairly, L OBP: 0.338, SLG: 0.500 (1, 3)		0-0 F8		0-3 K		0-0 1B			0-0 F7	4	0	1	0	0	1	2				
Bob Bailey, R OBP: 0.395, SLG: 0.391 (1, 7)		0-3 K		0-0 5-3		0-3 K				3	0	0	0	0	2	3				
Jim Cox, R OBP: 0.260, SLG: 0.266 (1, 4)		0-3 K			0-0 5-3		0-0 P6			3	0	0	0	0	1	2				
Barry Foote, R OBP: 0.294, SLG: 0.362 (1, 2)			0-3 K		0-3 K			0-0 2B		3	0	1	0	0	2	0				
Balor Moore, L (1, 1)			0-0 L5		0-3 K			0-3 K		1	0	0	0	0	0	0				
Chuck Taylor, R (3, 1)										0	0	0	0	0	0	0				
Boots Berry, L (5, PH)										1	0	0	0	0	1	0				
Donald DeMola, R (5, 1)										0	0	0	0	0	0	0				
Mike Jorgensen, L (8, PH)										1	0	0	0	0	1	1				
John Montague, R (8, 1)										0	0	0	0	0	0	0				
Inning Stats	R: 0 E: 0 K: 1 S: 5	H: 0 LOB: 0 BB: 0 P: 5	R: 0 E: 0 K: 2 S: 8	H: 1 LOB: 1 BB: 0 P: 8	R: 0 E: 0 K: 2 S: 8	H: 1 LOB: 1 BB: 0 P: 8	R: 0 E: 0 K: 2 S: 7	H: 0 LOB: 0 BB: 0 P: 7	R: 0 E: 0 K: 0 S: 3	H: 0 LOB: 0 BB: 0 P: 3	R: 0 E: 0 K: 1 S: 6	H: 1 LOB: 1 BB: 0 P: 6	R: 0 E: 0 K: 2 S: 8	H: 1 LOB: 1 BB: 0 P: 8	R: 0 E: 0 K: 1 S: 5	H: 0 LOB: 0 BB: 0 P: 5	1B: 4 2B: 1 3B: 0 HR: 0	SF: 0 SAC: 0 DP: 0 HBP: 0	WP: 0 PB: 0 SB: 0 CS: 0	PA: 32
PITCHER Tom Seaver, R ERA: 3.24 (1, 1)	IP: 9.0 WLS: W BF: 32 H: 5 R: 0 ER: 0 SO: 13 BB: 0 IBB: 0 HBP: 0 BLK: 0 WP: 0 HR: 0 S: 58 P: 58 ERA: 0.00 WHIP: 0.556																			

Montreal Expos @ New York Mets
Shea Stadium, Flushing, NY
Fri May 17 1974, 7:05 PM EDT
Att: 23,200 - Unknown


AB 32
R 0
H 5
RBI 0
BB 0
SO 13
LOB 12



Batter	1	2	3	4	5	6	7	8	9	AB	R	H	RBI	BB	SO	LOB	BOTTOM			
Bud Harrelson, S OBP: 0.431, SLG: 0.311 (1, 6)	0-3 K	0-0 F7		0-3 K			0-0 SH1-4			3	0	0	0	0	2	2				
Felix Milan, R OBP: 0.384, SLG: 0.358 (1, 4)	0-0 F8		4-0 HR BB		0-0 F8		0-0 F9			3	1	0	0	1	0	1				
Rusty Staub, L OBP: 0.338, SLG: 0.479 (1, 9)	4-0 BB BB		0-0 1-H HR		0-0 G3		0-3 K			3	1	1	2	1	1	1				
Cleon Jones, R OBP: 0.324, SLG: 0.369 (1, 7)	4-0 BB BB		0-0 SH3 SF7 2B		0-0 P4			0-0 SH 1B 1B		3	2	2	0	1	0	0				
Dave Schneck, L OBP: 0.290, SLG: 0.426 (9, 7)	1-2 BB							1-2 1B 1B		0	0	0	0	0	0	0				
George Theodore, R OBP: 0.111, SLG: 0.111 (1, 3)	0-0 FC6-4		0-0 SH3		0-0 SH3		0-3 K		0-0 SH 1B 1B	3	1	1	0	0	1	2				
Jerry Grote, R OBP: 0.317, SLG: 0.422 (1, 2)		0-0 BB 1B	0-0 SF7		0-0 5-3		0-0 SH F8 1B CS		2	0	1	1	0	0	0	0				
Ted Martinez, R OBP: 0.368, SLG: 0.529 (1, 5)		4-0 1-2 BB	4-0 4-3		0-0 1B		0-0 F8 1B		3	0	2	2	1	0	0	0				
Don Hahn, R OBP: 0.340, SLG: 0.476 (1, 8)		0-3 K		0-0 F9		0-0 6-3		0-0 F8		4	0	0	0	0	1	5				
Tom Seaver, R OBP: 0.261, SLG: 0.105 (1, 1)		0-3 K		0-0 5-3		0-0 SH1-4 BB		0-0 6-3		3	0	0	0	1	1	4				
Inning Stats	R: 0 E: 0 K: 1 S: 5	H: 0 LOB: 2 BB: 2 P: 13	R: 0 E: 0 K: 2 S: 8	H: 1 LOB: 2 BB: 1 P: 12	R: 3 E: 0 K: 0 S: 5	H: 2 LOB: 0 BB: 1 P: 9	R: 0 E: 0 K: 1 S: 5	H: 0 LOB: 0 BB: 0 P: 5	R: 0 E: 0 K: 1 S: 6	H: 1 LOB: 1 BB: 0 P: 6	R: 0 E: 0 K: 1 S: 5	H: 0 LOB: 1 BB: 1 P: 9	R: 2 E: 0 K: 0 S: 6	H: 3 LOB: 1 BB: 0 P: 6	R: 0 E: 0 K: 0 S: 6	H: 0 LOB: 0 BB: 0 P: 6	1B: 5 2B: 1 3B: 0 HR: 1	SF: 1 SAC: 3 DP: 0 HBP: 0	WP: 0 PB: 0 SB: 1 CS: 1	PA: 36
PITCHER Balor Moore, L ERA: 4.7 (1, 1)	IP: 2.0 WLS: L BF: 13 H: 3 R: 3 ER: 3 SO: 3 BB: 4 IBB: 0 HBP: 0 BLK: 0 WP: 0 HR: 1 S: 15 P: 31 ERA: 13.50 WHIP: 3.500																			
Chuck Taylor, R ERA: 1.53 (3, 1)	2.0 6 0 0 0 1 0 0 0 0 0 0 8 8 0.00 0.000																			
Donald DeMola, R ERA: 3.98 (5, 1)	3.0 11 1 0 0 2 1 0 0 0 0 0 14 18 0.00 0.667																			
John Montague, R ERA: 2.76 (8, 1)	1.0 6 3 2 2 0 0 0 0 0 0 0 6 6 18.00 3.000																			

Montreal Expos @ New York Mets
Shea Stadium, Flushing, NY
Fri May 17 1974, 7:05 PM EDT
Att: 23,200 - Unknown

AB 27
R 5
H 7
RBI 5
BB 5
SO 6
LOB 15



Batter	1	2	3	4	5	6	7	8	9	AB	R	H	RBI	BB	SO	LOB	TOP				
Ron Hunt, R OBP: 0.365, SLG: 0.223 (1,5)										3	0	0	0	0	0	1	Montreal Expos @ New York Mets Shea Stadium, Flushing, NY Sat May 18 1974, 3:33 AM EDT Att: 48,736 - Unknown				
Larry Lintz, S OBP: 0.212, SLG: 0.313 (1,6)										3	0	0	0	0	0	1					
Bob Bailey, R OBP: 0.407, SLG: 0.394 (1,7)										2	0	1	0	2	1	1					
Hal Breedon, R OBP: 0.347, SLG: 0.409 (1,3)										4	0	1	0	0	1	4					
Ken Singleton, S OBP: 0.426, SLG: 0.375 (1,9)										4	0	0	0	0	2	3					
Ron Woods, R OBP: 0.250, SLG: 0.143 (1,8)										4	0	1	0	0	0	1					
Jim Cox, R Balor Moore, L Terry Humphrey, R Donald DeMola, R Bob Stinson, S										1	0	0	0	1	1	0		AB 30 R 0 H 4 RBI 0 BB 4 SO 9 LOB 17			
Barry Foote, R Steve Rogers, R Pepe Frias, R										3	0	0	0	1	2	3					
Inning Stats	R: 0 E: 0 K: 1 S: 5	H: 0 LOB: 1 BB: 0 P: 6	R: 0 E: 0 K: 2 S: 7	H: 0 LOB: 1 BB: 1 P: 11	R: 0 E: 2 K: 1 S: 7	H: 1 LOB: 2 BB: 0 P: 7	R: 0 E: 0 K: 2 S: 7	H: 0 LOB: 0 BB: 0 P: 7	R: 0 E: 0 K: 0 S: 3	H: 0 LOB: 1 BB: 1 P: 7	R: 0 E: 0 K: 0 S: 5	H: 1 LOB: 0 BB: 0 P: 5	R: 0 E: 0 K: 0 S: 4	H: 1 LOB: 2 BB: 0 P: 8	R: 0 E: 0 K: 2 S: 8	H: 1 LOB: 1 BB: 0 P: 8		1B: 3 2B: 1 3B: 0 HR: 0	SF: 0 SAC: 1 DP: 1 HBP: 1	WP: 0 PB: 0 CS: 0	PA: 36
PITCHER Jon Matlack, L ERA: 1.89 (1,1)	IP: 9.0 WLS: W BF: 36 H: 4 R: 0 ER: 0 SO: 9 BB: 4 IBB: 0 HBP: 1 BLK: 0 WP: 0 HR: 0 S: 49 P: 66 ERA: 0.00 WHIP: 0.889																				

Batter	1	2	3	4	5	6	7	8	9	AB	R	H	RBI	BB	SO	LOB	BOTTOM				
Bud Harrelson, S OBP: 0.426, SLG: 0.309 (1,6)										4	0	1	0	0	1	1	Montreal Expos @ New York Mets Shea Stadium, Flushing, NY Sat May 18 1974, 3:33 AM EDT Att: 48,736 - Unknown				
Felix Milan, R Ken Boswell, L Ted Martinez, R										0	0	0	0	0	0	0		AB 32 R 6 H 10 RBI 6 BB 3 SO 6 LOB 15			
Cleon Jones, R Don Hahn, R										4	1	1	0	0	0	0					
Rusty Staub, L John Milner, L Dave Schneck, L Wayne Garrett, L Ron Hodges, L Jon Matlack, L										3	2	3	2	1	0	0		AB 32 R 6 H 10 RBI 6 BB 3 SO 6 LOB 15			
										4	2	2	0	0	2	2					
Inning Stats	R: 4 E: 0 K: 2 S: 12	H: 5 LOB: 2 BB: 1 P: 16	R: 0 E: 0 K: 0 S: 3	H: 0 LOB: 0 BB: 0 P: 3	R: 2 E: 0 K: 1 S: 8	H: 3 LOB: 1 BB: 0 P: 8	R: 0 E: 0 K: 2 S: 7	H: 0 LOB: 0 BB: 0 P: 7	R: 0 E: 0 K: 0 S: 4	H: 2 LOB: 1 BB: 0 P: 4	R: 0 E: 0 K: 0 S: 3	H: 0 LOB: 1 BB: 1 P: 7	R: 0 E: 0 K: 0 S: 3	H: 0 LOB: 1 BB: 1 P: 7	R: 0 E: 0 K: 1 S: 5	H: 0 LOB: 0 BB: 0 P: 5		1B: 8 2B: 2 3B: 0 HR: 0	SF: 1 SAC: 0 DP: 1 HBP: 0	WP: 2 PB: 0 CS: 0	PA: 36
PITCHER Steve Rogers, R Balor Moore, L Donald DeMola, R	IP: 3.0 WLS: L BF: 18 H: 8 R: 6 ER: 6 SO: 3 BB: 0 IBB: 1 HBP: 0 BLK: 0 WP: 1 HR: 0 S: 23 P: 27 ERA: 18.00 WHIP: 2.667																				

Batter	1	2	3	4	5	6	7	8	9	AB	R	H	RBI	BB	SO	LOB	TOP								
Ron Hunt, R OBP: 0.358, SLG: 0.218 Pepe Frias, R OBP: 0.111, SLG: 0.222	F8	FC6-4			6-3		K			3	0	0	0	0	0	2									
Larry Lintz, S OBP: 0.282, SLG: 0.359	1B HBP		F8 SF9	2B	5-3		4-3			3	2	1	0	0	0	0									
Willie Davis, L OBP: 0.346, SLG: 0.392	1B		F8			1B		G6-4-3 1B		4	2	3	1	0	0	1									
Bob Bailey, R OBP: 0.405, SLG: 0.390 Jim Lytle, L OBP: 0.250, SLG: 0.167	1B		SF9			1B SF8		G6-4-3		3	1	2	3	0	0	1									
Ken Singleton, S OBP: 0.420, SLG: 0.381	K		P4			1B		5-3		4	0	1	0	0	1	1									
Hal Bredien, R OBP: 0.346, SLG: 0.413 Mike Jorgensen, L OBP: 0.313, SLG: 0.154		6-3		G1-3-6 1B		SF8		K		2	0	1	1	0	0	0									
Jim Cox, R OBP: 0.281, SLG: 0.291			G1-3-6 1B			1B		4-3 1B		4	0	3	0	0	0	1									
Terry Humphrey, R OBP: 0.276, SLG: 0.269		4-0 1-2 BB	F9			F8		4-3		3	0	0	0	1	0	2									
Ernie McAnally, R (1, 1)			K		5-3		K		5-3	4	0	0	0	0	2	3									
Inning Stats	R: 2 E: 0 K: 1 S: 6	H: 2 LOB: 0 BB: 7 P: 7	R: 0 E: 0 K: 1 S: 6	H: 1 LOB: 2 BB: 1 P: 10	R: 1 E: 0 K: 0 S: 4	H: 1 LOB: 0 BB: 0 P: 4	R: 0 E: 0 K: 0 S: 3	H: 1 LOB: 0 BB: 0 P: 3	R: 0 E: 0 K: 0 S: 3	H: 0 LOB: 0 BB: 0 P: 3	R: 2 E: 0 K: 2 S: 6	H: 4 LOB: 1 BB: 0 P: 6	R: 0 E: 0 K: 0 S: 7	H: 0 LOB: 0 BB: 0 P: 7	R: 0 E: 0 K: 0 S: 3	H: 1 LOB: 0 BB: 0 P: 3	R: 0 E: 0 K: 1 S: 6	H: 1 LOB: 1 BB: 0 P: 6	1B: 10 2B: 1 3B: 0 HR: 0	SF: 2 SAC: 0 DP: 2 HBP: 1	WP: 0 PB: 0 CS: 2	PA: 36			
PITCHER	IP	WLS	BF	H	R	ER	SO	BB	IBB	HBP	BLK	WP	HR	S	P	ERA	WHIP								
Jerry Koosman, L ERA: 2.99 Bob Miller, R ERA: 3.86	(1, 1)	8.0	L	32	10	5	5	4	1	0	1	0	0	38	43	5.62	1.375								

Montreal Expos @ New York Mets
Shea Stadium, Flushing, NY
Sun May 19 1974, 3:38 AM EDT
Att: 40,641 - Unknown

AB	32
R	5
H	11
RBI	5
BB	1
SO	5
LOB	11



Batter	1	2	3	4	5	6	7	8	9	AB	R	H	RBI	BB	SO	LOB	BOTTOM								
Ted Martinez, R OBP: 0.304, SLG: 0.429	K		P4			G3		6-3		4	0	0	0	0	1	1									
Felix Milan, R OBP: 0.381, SLG: 0.350	F9			G6-3 BB		4-3		5-3		3	0	0	0	1	0	0									
Ed Kranepool, L OBP: 0.375, SLG: 0.364	F7			G6-3		2B		G3-6-1 1B		4	0	2	0	0	0	1									
Rusty Staub, L OBP: 0.353, SLG: 0.470		G3		1B BB		HBP		F7		2	0	0	0	1	0	1									
John Milner, L OBP: 0.317, SLG: 0.393	K			1-2 1B		3-1		G3-6-1		4	0	1	0	0	1	3									
Dave Schneck, L OBP: 0.300, SLG: 0.433	F8			F7				K		3	0	0	0	0	1	2									
Wayne Garrett, L OBP: 0.266, SLG: 0.361				4-3		P5		5-3		3	0	0	0	0	0	0									
Jerry Grote, R OBP: 0.317, SLG: 0.419				1B		6-3		5-3		3	0	1	0	0	0	0									
Jerry Koosman, R OBP: 0.125, SLG: 0.087 Ken Boswell, L OBP: 0.351, SLG: 0.314 Bob Miller, R OBP: 0.333, SLG: 0.667				F9		6-3		4-3		2	0	0	0	0	0	1									
Inning Stats	R: 0 E: 0 K: 1 S: 5	H: 0 LOB: 0 BB: 0 P: 5	R: 0 E: 0 K: 1 S: 5	H: 0 LOB: 0 BB: 0 P: 5	R: 0 E: 0 K: 0 S: 4	H: 1 LOB: 1 BB: 0 P: 4	R: 0 E: 0 K: 0 S: 3	H: 1 LOB: 2 BB: 2 P: 11	R: 0 E: 0 K: 0 S: 4	H: 1 LOB: 2 BB: 0 P: 5	R: 0 E: 0 K: 1 S: 5	H: 0 LOB: 0 BB: 0 P: 5	R: 0 E: 0 K: 0 S: 3	H: 0 LOB: 0 BB: 0 P: 3	R: 0 E: 0 K: 0 S: 3	H: 1 LOB: 0 BB: 0 P: 3	1B: 3 2B: 1 3B: 0 HR: 0	SF: 0 SAC: 0 DP: 2 HBP: 1	WP: 0 PB: 0 CS: 0	PA: 32					
PITCHER	IP	WLS	BF	H	R	ER	SO	BB	IBB	HBP	BLK	WP	HR	S	P	ERA	WHIP								
Ernie McAnally, R ERA: 5.76	(1, 1)	9.0	W	32	4	0	0	3	2	0	1	0	0	35	44	0.00	0.667								

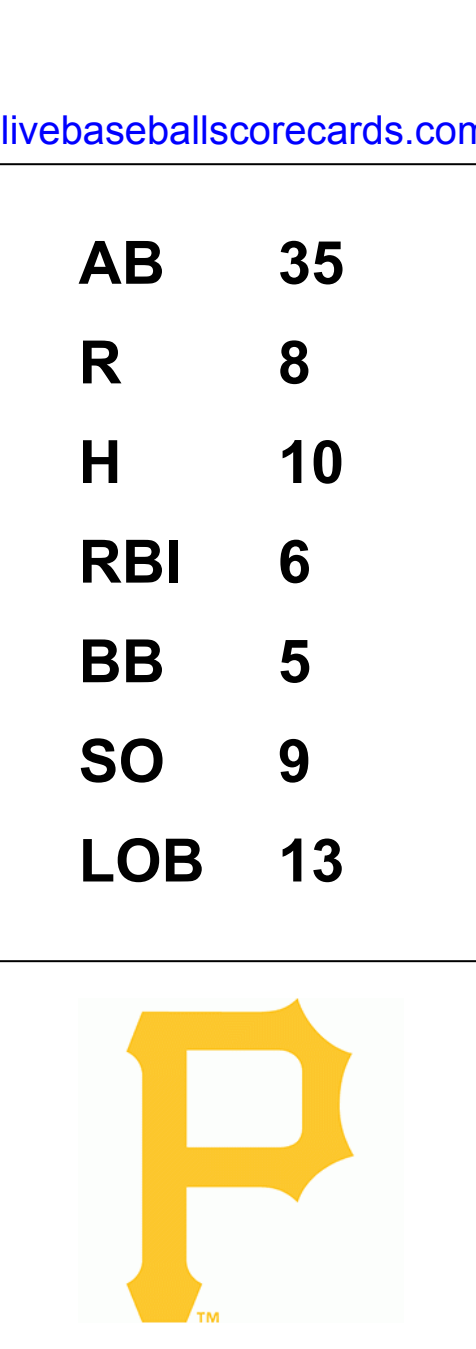
Montreal Expos @ New York Mets
Shea Stadium, Flushing, NY
Sun May 19 1974, 3:38 AM EDT
Att: 40,641 - Unknown

AB	29
R	0
H	4
RBI	0
BB	2
SO	3
LOB	9



Batter	1	2	3	4	5	6	7	8	9	AB	R	H	RBI	BB	SO	LOB	TOP					
Rennie Stennett, R (1,4) OBP: 0.356, SLG: 0.432 Paul Popovich, S (8,4) OBP: 0.150, SLG: 0.105	0-3 K	0-0 1-H 2B		0-0 1B		0-0 1B	0-0 6-3	0-0 2-H 1B		5	0	3	2	0	1	0						
Gene Clines, R (1,8) OBP: 0.228, SLG: 0.230	4-0 F WP BB	0-0 L4-3		0-0 L8		0-0 L8	0-0 1-3 1B	0-0 L8		4	2	1	0	1	0	3						
Richie Hebner, L (1,5) OBP: 0.382, SLG: 0.526	4-0 1-H BB BB		0-0 F9		0-0 F9		0-0 1-3 1B	0-3 K		4	0	0	0	1	1	2						
Willie Stargell, L (1,7) OBP: 0.362, SLG: 0.481	0-0 F6		0-0 F6		0-3 K		4-0 1B 1B		0-0 F7	4	1	0	0	1	1	1						
Bob Robertson, R (1,3) OBP: 0.171, SLG: 0.205	4-0 1-2 BB		0-3 K		0-3 K		0-0 1B 1B		0-0 F8	4	0	1	1	1	2	0						
Manny Sanguillen, R (1,2) OBP: 0.297, SLG: 0.400	0-0 F8			0-0 1B E 1B		0-0 E9 SF8 1B	0-0 1-3 2-H 1B		0-0 L8	5	2	3	1	0	0	2						
Dave Parker, L (1,9) OBP: 0.328, SLG: 0.420 Al Oliver, L (6,8) OBP: 0.288, SLG: 0.439		4-0 2B BB		0-0 E9 SF8 1B		0-0 4-3	0-0 4-3			2	2	1	0	1	0	1	AB 35 R 8 H 10 RBI 6 BB 5 SO 9 LOB 13					
Frank Taveras, R (1,6) OBP: 0.299, SLG: 0.286		0-3 K		0-0 SF8		0-0 SF8		0-0 F9		2	0	0	2	0	1	1						
Ken Brett, L (1,1) OBP: 0.474, SLG: 0.889		0-3 K		0-3 K		0-3 K		0-0 1B 2B		4	1	1	0	0	3	1	WP: 1 PA: 42 PB: 0 SB: 0 CS: 0					
Inning Stats	R: 1 E: 1 K: 1 S: 5	H: 0 LOB: 2 BB: 3 P: 17	R: 1 E: 0 K: 2 S: 8	H: 1 LOB: 1 BB: 1 P: 12	R: 0 E: 0 K: 1 S: 5	H: 0 LOB: 0 BB: 0 P: 5	R: 2 E: 1 K: 1 S: 8	H: 3 LOB: 1 BB: 0 P: 8	R: 0 E: 0 K: 2 S: 7	H: 0 LOB: 0 BB: 0 P: 7	R: 1 E: 1 K: 1 S: 6	H: 1 LOB: 0 BB: 0 P: 6	R: 2 E: 0 K: 0 S: 6	H: 3 LOB: 2 BB: 1 P: 10	R: 1 E: 0 K: 1 S: 7	H: 2 LOB: 1 BB: 0 P: 7	R: 0 E: 0 K: 0 S: 3	H: 0 LOB: 0 BB: 0 P: 3	1B: 8 2B: 2 3B: 0 HR: 0	SF: 2 SAC: 0 DP: 0 HBP: 0	ERA: 6.00 WHIP: 2.333	
PITCHER	IP WLS BF H R ER SO BB IBB HBP BLK WP HR S P ERA WHIP	3.0 L 16 3 4 2 4 4 0 0 0 0 0 0 20 36 6.00 2.333	5.0 23 7 4 3 5 0 1 0 0 0 0 0 32 36 5.40 1.400	1.0 3 0 0 0 0 0 0 0 0 0 0 0 3 3 0.00 0.000																		

Pittsburgh Pirates @ Montreal Expos
 Jarry Park, Montreal, QB
 Tue May 21 1974, 7:05 PM EDT
 Att: 9,231 - Unknown



Batter	1	2	3	4	5	6	7	8	9	AB	R	H	RBI	BB	SO	LOB	BOTTOM					
Ron Hunt, R (1,5) OBP: 0.352, SLG: 0.214	0-0 1-3		0-0 1-3			0-0 L6		0-0 F7		4	0	0	0	0	0	0						
Larry Lintz, S (1,6) OBP: 0.286, SLG: 0.370	0-0 1B WP 1B		0-0 L8			0-0 E S 6-3 1B			0-0 HR 1B	4	3	3	0	0	0	0						
Willie Davis, L (1,8) OBP: 0.348, SLG: 0.391	0-0 1-3 WP 1B			0-3 K		0-0 6-3	0-0 1-H		0-0 L9	4	0	1	1	0	1	1						
Bob Bailey, R (1,7) OBP: 0.410, SLG: 0.430	0-0 F4			4-0 FC4-6 BB		0-0 F6			0-0 1-H HR	3	1	1	2	1	0	2						
Ken Singleton, S (1,9) OBP: 0.424, SLG: 0.384	0-0 5-3			0-0 FC4-6		0-0 4-3			0-0 L9	4	0	0	0	0	0	2						
Hal Breenen, R (1,3) OBP: 0.345, SLG: 0.392		0-0 5-3		0-0 L8		0-0 6-3			0-0 P4	4	0	0	0	0	0	1						
Jim Cox, R (1,4) OBP: 0.284, SLG: 0.273		0-0 6-3			0-0 L8		0-0 F6			3	0	0	0	0	0	0						
Barry Foote, R (1,2) OBP: 0.293, SLG: 0.338		0-0 F7			0-3 K			0-0 F7		3	0	0	0	0	1	0						
Balor Moore, L (1,1) Tom Walker, R (4,1) Ron Woods, R (6,PH) OBP: 0.222, SLG: 0.125 Donald DeMola, R (9,1)			0-3 K			0-0 5-3		0-0 F8		1	0	0	0	0	1	0	AB 32 R 4 H 5 RBI 3 BB 1 SO 3 LOB 6					
Inning Stats	R: 1 E: 0 K: 0 S: 5	H: 2 LOB: 1 BB: 0 P: 5	R: 0 E: 0 K: 0 S: 3	H: 0 LOB: 0 BB: 0 P: 3	R: 0 E: 0 K: 1 S: 5	H: 0 LOB: 0 BB: 0 P: 5	R: 0 E: 0 K: 1 S: 5	H: 0 LOB: 0 BB: 1 P: 9	R: 0 E: 0 K: 1 S: 5	H: 0 LOB: 0 BB: 0 P: 5	R: 1 E: 0 K: 0 S: 4	H: 1 LOB: 0 BB: 0 P: 4	R: 0 E: 0 K: 0 S: 3	H: 0 LOB: 0 BB: 0 P: 3	R: 0 E: 0 K: 0 S: 3	H: 0 LOB: 0 BB: 0 P: 3	R: 2 E: 0 K: 0 S: 5	H: 2 LOB: 0 BB: 0 P: 5	1B: 4 2B: 0 3B: 0 HR: 1	SF: 0 SAC: 0 DP: 0 HBP: 0	ERA: 3.00 WHIP: 0.667	
PITCHER	IP WLS BF H R ER SO BB IBB HBP BLK WP HR S P ERA WHIP	9.0 W 33 5 4 3 3 1 0 0 0 1 1 38 42 3.00 0.667																				


Pittsburgh Pirates @ Montreal Expos
 Jarry Park, Montreal, QB
 Tue May 21 1974, 7:05 PM EDT
 Att: 9,231 - Unknown



Batter	1	2	3	4	5	6	7	8	9	AB	R	H	RBI	BB	SO	LOB	TOP								
Rennie Stennett, R OBP: 0.353, SLG: 0.428	0-3 K		0-3 K					0-0 F3		4	0	1	0	0	2	1									
Ed Kirkpatrick, L OBP: 0.462, SLG: 0.367	0-3 K			4-0 BB		0-0 FC4-6 1B			0-0 2B 1B	3	2	1	0	1	1	1									
Al Oliver, L OBP: 0.293, SLG: 0.460	0-0 4-3			0-0 G4-6-3 1-2		0-0 WP 3B			0-0 1B G4-6-3 2B	4	2	2	1	0	0	1									
Willie Stargell, L OBP: 0.359, SLG: 0.474		0-3 K		0-0 F8		0-0 F4			0-0 G4-6-3 1B	4	0	1	1	0	1	0									
Richie Hebner, L OBP: 0.373, SLG: 0.511		0-3 K			0-0 L3				0-0 G4-6-3 1-2	4	0	0	0	0	1	1									
Manny Sanguillen, R OBP: 0.297, SLG: 0.367		0-0 4-3			0-0 6-3				0-0 1-3	4	0	0	0	0	1	0									
Gene Clines, R OBP: 0.244, SLG: 0.247				0-0 S 1B		0-0 S 1B				3	0	2	0	0	0	0									
Frank Taveras, R OBP: 0.291, SLG: 0.278				0-0 F8		0-0 1-3			0-0 F9	2	0	0	0	0	0	2									
Ken Brett, L OBP: 0.450, SLG: 0.842										1	0	0	0	0	0	0									
Mario Mendoza, R OBP: 0.333, SLG: 0.316										0	0	0	0	0	0	0									
Bruce Kison, R OBP: 0.143, SLG: 0.100				0-3 K		0-0 P6			0-3 K	1	0	0	0	0	1	1									
Paul Popovich, S OBP: 0.308, SLG: 0.182										1	0	0	0	0	0	0									
Bob Moose, R OBP: 0.398, SLG: 0.433										1	0	0	0	0	1	0									
Dave Giusti, R OBP: 0.250, SLG: 0.250										0	0	0	0	0	0	0									
Inning Stats	R: 0 E: 0 K: 2 S: 7	H: 0 LOB: 0 BB: 0 P: 7	R: 0 E: 0 K: 2 S: 7	H: 0 LOB: 0 BB: 0 P: 7	R: 0 E: 0 K: 2 S: 8	H: 1 LOB: 1 BB: 0 P: 8	R: 0 E: 0 K: 0 S: 2	H: 0 LOB: 0 BB: 1 P: 6	R: 0 E: 0 K: 0 S: 4	H: 1 LOB: 1 BB: 0 P: 4	R: 2 E: 0 K: 0 S: 5	H: 2 LOB: 0 BB: 0 P: 5	R: 0 E: 0 K: 1 S: 5	H: 0 LOB: 0 BB: 0 P: 5	R: 0 E: 0 K: 1 S: 5	H: 0 LOB: 0 BB: 0 P: 5	R: 2 E: 0 K: 0 S: 5	H: 3 LOB: 0 BB: 0 P: 5	1B: 5 2B: 1 3B: 1 HR: 0	SF: 0 SAC: 0 DP: 2 HBP: 0	WP: 1 PB: 0 SB: 2 CS: 0	PA: 33			
PITCHER	IP	WLS	BF	H	R	ER	SO	BB	IBB	HBP	BLK	WP	HR	S	P	ERA	WHIP								
Steve Rogers, R ERA: 3.99	8.0	W	30	6	4	4	8	1	0	0	0	1	0	45	49	4.50	0.875								
Chuck Taylor, R ERA: 1.91	1.0	S	3	1	0	0	0	0	0	0	0	0	0	3	3	0.00	1.000								

Pittsburgh Pirates @ Montreal Expos
 Jarry Park, Montreal, QB
 Thu May 23 1974, 7:05 PM EDT
 Att: 7,209 - Unknown


AB 32
 R 4
 H 7
 RBI 2
 BB 1
 SO 8
 LOB 7



Batter	1	2	3	4	5	6	7	8	9	AB	R	H	RBI	BB	SO	LOB	BOTTOM								
Ron Hunt, R OBP: 0.349, SLG: 0.215	0-0 SH1-4 3B 1B		0-0 5-3	0-0 G3		0-3 K				4	1	1	0	0	1	3									
Larry Lintz, S OBP: 0.308, SLG: 0.362	0-0 SH1-4 1-2		4-0 1B BB		0-0 5-3		4-0 E S SF9 BB			1	1	0	0	2	0	0									
Willie Davis, L OBP: 0.345, SLG: 0.405	0-0 2H BLK 3B		0-0 F7		0-0 F6		0-0 1H SF9			3	1	1	2	0	0	1									
Ken Singleton, S OBP: 0.427, SLG: 0.383	4-0 BLK BB		0-0 1-3 1B		0-0 5-3		0-0 L8			3	0	1	0	1	0	0									
Ron Fairly, L OBP: 0.351, SLG: 0.469	0-0 1-2 3H K		0-0 4-3			0-0 1B 1B		0-0 G3		4	0	1	0	0	0	3									
Boots Day, L OBP: 0.333, SLG: 0.333				0-0 1B WP 5-3 1B		0-0 1B 2B 1B		0-0 G1-3 1B		4	2	3	0	0	1	1									
Jim Cox, R OBP: 0.272, SLG: 0.281		0-3 K		0-0 1-3 5-3 1B		0-0 2B FC1-2 1B		0-0 F2		4	0	2	0	0	1	1									
Barry Foote, R OBP: 0.291, SLG: 0.345		0-0 4-3		0-0 5-3		0-0 FC1-2 2B		0-0 G1-3		4	0	1	2	0	0	2									
Steve Rogers, R OBP: 0.207, SLG: 0.115				0-0 3H 1-3 1B		0-0 FC1-2				3	0	0	0	0	0	3									
Chuck Taylor, R OBP: 0.250, SLG: 0.500										0	0	0	0	0	0	0									
Jim Lytle, L OBP: 0.250, SLG: 0.167										0	0	0	0	0	0	0									
Inning Stats	R: 2 E: 0 K: 1 S: 7	H: 2 LOB: 1 BB: 1 P: 11	R: 0 E: 0 K: 1 S: 5	H: 0 LOB: 0 BB: 0 P: 5	R: 0 E: 0 K: 0 S: 4	H: 1 LOB: 2 BB: 1 P: 8	R: 1 E: 0 K: 0 S: 5	H: 2 LOB: 1 BB: 0 P: 5	R: 0 E: 0 K: 0 S: 3	H: 0 LOB: 0 BB: 0 P: 3	R: 1 E: 0 K: 0 S: 3	H: 4 LOB: 2 BB: 0 P: 8	R: 1 E: 0 K: 0 S: 3	H: 0 LOB: 0 BB: 1 P: 7	R: 0 E: 0 K: 0 S: 3	H: 1 LOB: 0 BB: 0 P: 3	1B: 8 2B: 1 3B: 1 HR: 0	SF: 1 SAC: 1 DP: 1 HBP: 0	WP: 1 PB: 0 SB: 1 CS: 0	PA: 35					
PITCHER	IP	WLS	BF	H	R	ER	SO	BB	IBB	HBP	BLK	WP	HR	S	P	ERA	WHIP								
Bruce Kison, R ERA: 3.0	5.0	L	22	5	3	3	2	2	0	0	1	1	0	24	32	5.40	1.400								
Bob Moose, R ERA: 7.57	2.0		10	4	2	2	1	1	0	0	0	0	0	11	15	9.00	2.500								
Dave Giusti, R ERA: 4.18	1.0		3	1	0	0	0	0	0	0	0	0	0	3	3	0.00	1.000								

Pittsburgh Pirates @ Montreal Expos
 Jarry Park, Montreal, QB
 Thu May 23 1974, 7:05 PM EDT
 Att: 7,209 - Unknown

AB 30
 R 5
 H 10
 RBI 4
 BB 3
 SO 3
 LOB 14



Batter	1	2	3	4	5	6	7	8	9	AB	R	H	RBI	BB	SO	LOB	TOP										
Ron Hunt, R OBP: 0.356, SLG: 0.228 Pepe Frias, R OBP: 0.100, SLG: 0.200	F8 SH1-4 1B BB	F9			1B 2B		K			2	2	1	0	1	0	0	Montreal Expos @ Philadelphia Phillies Veterans Stadium, Philadelphia, PA Fri May 24 1974, 7:05 PM EDT Att: 14,131 - Unknown										
Larry Lintz, S OBP: 0.309, SLG: 0.360	SH1-4		4-3		2B 1B		K			3	1	1	1	0	1	0											
Willie Davis, L OBP: 0.343, SLG: 0.407	F8		4-3		2B 1B		P4			4	0	1	1	0	0	1											
Ken Singleton, S OBP: 0.422, SLG: 0.378	BB 1B		F8		4-3		1-3			4	1	1	1	0	0	0											
Ron Fairly, L OBP: 0.358, SLG: 0.455	1B BB			G4-6-3 BB	6-3		K			2	0	0	0	2	1	0											
Bob Bailey, R OBP: 0.413, SLG: 0.427 Jim Lyttle, L OBP: 0.250, SLG: 0.167	1-2 1B		G4-6-3 1-2	FC5-4 BB	4-3		4-3			3	0	1	1	1	0	1											
Jim Cox, R OBP: 0.264, SLG: 0.271	P4		5-3	FC5-4 1-2	FC5-4		F6			4	0	0	0	0	0	3											
Terry Humphrey, R OBP: 0.250, SLG: 0.241		F8			K		K			3	0	0	0	0	2	0											
Ernie McAnally, R (1, 1)		5-3			K		F3			3	0	0	0	0	1	0											
Inning Stats	R: 2 E: 0 K: 0 S: 5	H: 2 LOB: 2 BB: 2 P: 13	R: 0 E: 0 K: 0 S: 3	H: 0 LOB: 0 BB: 0 P: 3	R: 0 E: 0 K: 0 S: 3	H: 0 LOB: 0 BB: 0 P: 3	R: 0 E: 0 K: 2 S: 2	H: 0 LOB: 1 BB: 1 P: 6	R: 2 E: 0 K: 2 S: 9	H: 3 LOB: 1 BB: 0 P: 9	R: 0 E: 0 K: 0 S: 3	H: 0 LOB: 0 BB: 0 P: 7	R: 0 E: 0 K: 1 S: 7	H: 0 LOB: 0 BB: 0 P: 7	R: 0 E: 0 K: 1 S: 5	H: 0 LOB: 0 BB: 0 P: 5		R: 0 E: 0 K: 1 S: 5	H: 0 LOB: 0 BB: 0 P: 5	R: 0 E: 0 K: 1 S: 5	H: 0 LOB: 0 BB: 0 P: 5	1B: 3 2B: 2 3B: 0 HR: 0	SF: 0 SAC: 1 DP: 1 HBP: 0	WP: 0 PB: 0 SB: 0 CS: 0	PA: 34		
PITCHER	IP	WLS	BF	H	R	ER	SO	BB	IBB	HBP	BLK	WP	HR	S	P	ERA	WHIP										
Jim Lonborg, R ERA: 2.78 Frank Linzy, R ERA: 1.95	(1, 1) (8, 1)	7.0 2.0	L 6	28 0	5 0	4 0	4 0	4 2	4 0	0 0	0 0	0 0	0 0	0 10	48 10	5.14 0.00	1.286 0.000										

AB	29
R	4
H	5
RBI	4
BB	4
SO	6
LOB	5



Batter	1	2	3	4	5	6	7	8	9	AB	R	H	RBI	BB	SO	LOB	BOTTOM										
Dave Cash, R OBP: 0.360, SLG: 0.396	F8		6-3		5-3		F8			4	0	0	0	0	0	1	Montreal Expos @ Philadelphia Phillies Veterans Stadium, Philadelphia, PA Fri May 24 1974, 7:05 PM EDT Att: 14,131 - Unknown										
Larry Bowa, S OBP: 0.309, SLG: 0.382	S 1B		4-3		FC3-6 1B		1B			4	0	3	0	0	0	0											
Del Unser, L OBP: 0.423, SLG: 0.486	K			2B BB	FC3-6 1B 2B		K			3	2	0	0	1	2	4											
Greg Luzinski, R OBP: 0.317, SLG: 0.361	4-3			4-3 1-H 2B	FC5-2 1B		K			4	0	2	1	0	1	1											
Tom Hutton, L OBP: 0.274, SLG: 0.416		4-3		4-3	FC5-2 1B		6-3			4	0	1	1	0	0	1											
Mike Schmidt, R OBP: 0.396, SLG: 0.474				K	FC5-2 2B		K			4	0	1	0	0	2	3											
Mike Anderson, R OBP: 0.346, SLG: 0.424		K		K	FC6-4		K			4	0	0	0	0	2	4											
Larry Cox, R (1, 2)		3-1			FC6-4		F7			4	0	0	0	0	1	1											
Jim Lonborg, R OBP: 0.038, SLG: 0.040 Billy Grabarkewitz, R OBP: 0.375, SLG: 0.667 Frank Linzy, R (8, 1) Bill Robinson, R OBP: 0.302, SLG: 0.388	(1, 1) (7, PH) (8, 1) (9, PH)		6-3		K		F8			2	0	0	0	0	1	0											
Inning Stats	R: 0 E: 0 K: 1 S: 6	H: 1 LOB: 1 BB: 0 P: 6	R: 0 E: 0 K: 1 S: 6	H: 1 LOB: 1 BB: 0 P: 6	R: 0 E: 0 K: 0 S: 3	H: 0 LOB: 0 BB: 0 P: 3	R: 1 E: 0 K: 2 S: 8	H: 1 LOB: 1 BB: 1 P: 12	R: 0 E: 0 K: 1 S: 5	H: 0 LOB: 0 BB: 0 P: 5	R: 1 E: 0 K: 0 S: 6	H: 3 LOB: 2 BB: 0 P: 6	R: 0 E: 0 K: 2 S: 8	H: 1 LOB: 2 BB: 1 P: 12	R: 0 E: 0 K: 2 S: 7	H: 0 LOB: 0 BB: 0 P: 7		R: 0 E: 0 K: 0 S: 3	H: 0 LOB: 0 BB: 0 P: 3	1B: 4 2B: 3 3B: 0 HR: 0	SF: 0 SAC: 0 DP: 0 HBP: 0	WP: 0 PB: 0 SB: 1 CS: 0	PA: 36				
PITCHER	IP	WLS	BF	H	R	ER	SO	BB	IBB	HBP	BLK	WP	HR	S	P	ERA	WHIP										
Ernie McAnally, R ERA: 4.89	(1, 1)	9.0	W	36	7	2	2	9	2	0	0	0	0	52	60	2.00	1.000										



Batter	1	2	3	4	5	6	7	8	9	AB R H RBI BB SO LOB	TOP													
Ron Hunt, R OBP: 0.353, SLG: 0.226 Larry Lintz, S OBP: 0.305, SLG: 0.340	5-3						B2-3		K	1 0 0 0 0 0 3 0 0 0 1 2 3	Montreal Expos @ Philadelphia Phillies Veterans Stadium, Philadelphia, PA Sat May 25 1974, 7:05 PM EDT Unknown livebaseballscorecards.com													
Boots Day, L OBP: 0.429, SLG: 0.333 Ron Woods, R OBP: 0.263, SLG: 0.125								K	0 0 0 0 2 0 0 0 1 0 0 1 0 0															
Jim Lyttle, L OBP: 0.300, SLG: 0.250								K	2 0 1 1 0 1 0															
Willie Davis, L OBP: 0.331, SLG: 0.393	F9							K	5 0 0 0 0 2 7															
Ken Singleton, S OBP: 0.424, SLG: 0.377								K	3 1 1 1 1 1 1															
Ron Fairly, L OBP: 0.353, SLG: 0.443								K	4 0 1 0 0 1 1															
Bob Bailey, R OBP: 0.423, SLG: 0.429								K	2 0 1 1 2 1 0															
Jim Cox, R OBP: 0.263, SLG: 0.279								K	4 1 1 0 0 1 4															
Barry Foote, R OBP: 0.283, SLG: 0.333 Mike Jorgensen, L OBP: 0.316, SLG: 0.133								K	3 0 0 0 0 0 0 0 0 0 0 1 0 0															
Mike Torrez, R								K	3 0 0 0 0 2 0															
Chuck Taylor, R OBP: 0.250, SLG: 0.500 Bob Stinson, S OBP: 0.333, SLG: 0.333								K	0 0 0 0 0 0 0 1 0 1 0 0 0 0															
Inning Stats	R: 0 E: 0 K: 1 S: 5	H: 0 LOB: 1 BB: 1 P: 9	R: 0 E: 0 K: 1 S: 4	H: 0 LOB: 0 BB: 1 P: 8	R: 0 E: 0 K: 2 S: 7	H: 0 LOB: 2 BB: 2 P: 15	R: 0 E: 0 K: 1 S: 5	H: 0 LOB: 1 BB: 1 P: 9	R: 0 E: 0 K: 1 S: 5	H: 0 LOB: 0 BB: 0 P: 5		R: 2 E: 0 K: 0 S: 5	H: 3 LOB: 1 BB: 1 P: 9	R: 0 E: 0 K: 1 S: 5	H: 0 LOB: 0 BB: 0 P: 5	R: 0 E: 0 K: 2 S: 7	H: 0 LOB: 1 BB: 1 P: 11	R: 1 E: 0 K: 2 S: 10	H: 3 LOB: 3 BB: 1 P: 14	1B: 5 2B: 1 3B: 0 HR: 0	SF: 0 SAC: 0 DP: 1 HBP: 0	WP: 0 PB: 0 SB: 3 CS: 1	PA: 39	
PITCHER	IP WLS BF H R ER SO BB IBB HBP BLK WP HR S P ERA WHIP											PITCHER	IP WLS BF H R ER SO BB IBB HBP BLK WP HR S P ERA WHIP											
Dick Ruthven, R ERA: 3.12	(1, 1) 5.0 19 4 2 0 0 6 5 0 0 0 0 0 0 0 0 26 46 0.00 1.000																							
Mac Scarce, L ERA: 4.1	(6, 1) 0.1 4 2 2 2 0 1 0 0 0 0 0 0 0 0 3 7 54.00 9.000																							
Eddie Watt, R ERA: 3.63	(6, 1) 2.2 W 9 1 0 0 3 1 0 0 0 0 0 0 0 0 14 18 0.00 0.750																							
Frank Linzy, R ERA: 2.35	(9, 1) 1.0 7 3 1 1 2 1 0 0 0 0 0 0 0 10 14 9.00 4.000																							

Batter	1	2	3	4	5	6	7	8	9	AB R H RBI BB SO LOB	BOTTOM												
Dave Cash, R OBP: 0.363, SLG: 0.395	F7									3 1 1 0 1 0 0	Montreal Expos @ Philadelphia Phillies Veterans Stadium, Philadelphia, PA Sat May 25 1974, 7:05 PM EDT Unknown livebaseballscorecards.com												
Larry Bowa, S OBP: 0.308, SLG: 0.379										4 2 1 0 0 0 1													
Del Unser, L OBP: 0.417, SLG: 0.477										4 0 1 0 0 1 3													
Greg Luzinski, R OBP: 0.321, SLG: 0.391										4 1 2 4 0 0 1													
Tom Hutton, L OBP: 0.261, SLG: 0.395										4 0 0 0 0 0 2													
Mike Schmidt, R OBP: 0.402, SLG: 0.493										3 0 2 0 0 0 0													
Mike Anderson, R OBP: 0.338, SLG: 0.414										3 0 0 0 0 0 2													
Larry Cox, R										3 0 0 0 0 0 1													
Dick Ruthven, R OBP: 0.105, SLG: 0.105										2 0 0 0 0 1 1													
Mac Scarce, L										0 0 0 0 0 0 0													
Eddie Watt, R										0 0 0 0 0 0 0													
Willie Montanez, L OBP: 0.267, SLG: 0.337										1 0 0 0 0 1 0													
Frank Linzy, R										0 0 0 0 0 1 0													
Inning Stats	R: 0 E: 0 K: 1 S: 5	H: 0 LOB: 0 BB: 0 P: 5	R: 0 E: 0 K: 0 S: 4	H: 1 LOB: 0 BB: 0 P: 4	R: 0 E: 0 K: 1 S: 5	H: 0 LOB: 0 BB: 0 P: 5	R: 0 E: 0 K: 0 S: 4	H: 1 LOB: 1 BB: 0 P: 4	R: 0 E: 0 K: 0 S: 4	H: 1 LOB: 1 BB: 0 P: 4		R: 1 E: 0 K: 0 S: 4	H: 1 LOB: 1 BB: 1 P: 8	R: 0 E: 0 K: 1 S: 3	H: 0 LOB: 0 BB: 0 P: 3	R: 3 E: 0 K: 1 S: 8	H: 3 LOB: 0 BB: 0 P: 8	1B: 3 2B: 3 3B: 0 HR: 1	SF: 0 SAC: 0 DP: 0 HBP: 0	WP: 0 PB: 1 SB: 0 CS: 0	PA: 32		
PITCHER	IP WLS BF H R ER SO BB IBB HBP BLK WP HR S P ERA WHIP											PITCHER	IP WLS BF H R ER SO BB IBB HBP BLK WP HR S P ERA WHIP										
Mike Torrez, R ERA: 3.75	(1, 1) 7.1 L 29 6 3 3 3 1 0 0 0 0 0 0 0 1 34 38 3.68 0.955																						
Chuck Taylor, R ERA: 2.17	(8, 1) 0.2 3 1 1 1 0 0 0 0 0 0 0 0 1 3 3 13.50 1.500																						

Batter	1	2	3	4	5	6	7	8	9	AB	R	H	RBI	BB	SO	LOB	TOP					
Larry Lintz, S OBP: 0.286, SLG: 0.316 (1, 6)										4	0	0	0	0	2	1	Montreal Expos @ Philadelphia Phillies Veterans Stadium, Philadelphia, PA Sat May 25 1974, 7:05 PM EDT Att: 41,350 - Unknown livebaseballscores.com					
Ron Hunt, R OBP: 0.358, SLG: 0.226 (9, PH) Jim Lytle, L OBP: 0.300, SLG: 0.250 (9, PR)										2	1	1	0	1	1	1						
Ron Woods, R OBP: 0.304, SLG: 0.158 (1, 8) Willie Davis, L OBP: 0.329, SLG: 0.390 (7, PH) (7, 8)										2	0	0	0	0	1	1						
Bob Bailey, R OBP: 0.422, SLG: 0.422 (1, 7)										4	0	1	0	1	1	1						
Hal Breedren, R OBP: 0.349, SLG: 0.370 (1, 3)										3	0	0	0	2	0	2						
Ken Singleton, S OBP: 0.419, SLG: 0.373 (1, 9)										4	0	1	1	0	0	4						
Jim Cox, R OBP: 0.270, SLG: 0.286 (1, 4)										4	0	2	0	0	0	2						
Terry Humphrey, R OBP: 0.229, SLG: 0.219 (1, 2)										3	0	0	0	0	1	3						
Pepe Frias, R OBP: 0.143, SLG: 0.214 (1, 5)										4	1	1	0	0	0	2						
Steve Renko, R OBP: 0.240, SLG: 0.208 (1, 1)										4	0	1	1	0	0	1						
Inning Stats	R: 0 E: 0 K: 1 S: 6	H: 2 LOB: 2 BB: 1 P: 10	R: 0 E: 1 K: 0 S: 4	H: 0 LOB: 1 BB: 0 P: 4	R: 1 E: 0 K: 1 S: 6	H: 1 LOB: 2 BB: 2 P: 14	R: 1 E: 0 K: 2 S: 9	H: 2 LOB: 1 BB: 0 P: 9	R: 0 E: 1 K: 1 S: 7	H: 1 LOB: 2 BB: 0 P: 7	R: 0 E: 0 K: 0 S: 3	H: 0 LOB: 0 BB: 0 P: 3	R: 0 E: 0 K: 1 S: 5	H: 0 LOB: 0 BB: 0 P: 5	R: 0 E: 0 K: 0 S: 4	H: 1 LOB: 1 BB: 2 P: 4	R: 0 E: 0 K: 0 S: 3	H: 0 LOB: 2 BB: 2 P: 11	1B: 7 2B: 0 3B: 0 HR: 0	SF: 0 SAC: 1 DP: 1 HBP: 0	WP: 0 PB: 0 SB: 2 CS: 0	PA: 40
PITCHER Steve Carlton, L ERA: 3.28 (1, 1)	IP: 9.0 WLS: W BF: 40	H: 7 R: 2 ER: 2 SO: 6	BB: 5 IBB: 0 HBP: 0 BLK: 1	WP: 0 HR: 0 S: 47 P: 67	ERA: 2.00 WHIP: 1.333	PITCHER IP: WLS: BF: H: R: ER: SO: BB: IBB: HBP: BLK: WP: HR: S: P: ERA: WHIP																

Batter	1	2	3	4	5	6	7	8	9	AB	R	H	RBI	BB	SO	LOB	BOTTOM			
Dave Cash, R OBP: 0.366, SLG: 0.394 (1, 4)										3	1	1	0	1	0	0	Montreal Expos @ Philadelphia Phillies Veterans Stadium, Philadelphia, PA Sat May 25 1974, 7:05 PM EDT Att: 41,350 - Unknown livebaseballscores.com			
Larry Bowa, S OBP: 0.301, SLG: 0.371 (1, 6)										4	0	0	0	0	0	4				
Del Unser, L OBP: 0.420, SLG: 0.478 (1, 8)										4	0	2	2	0	2	1				
Greg Luzinski, R OBP: 0.326, SLG: 0.409 (1, 7)										3	1	1	2	1	0	1				
Willie Montanez, L OBP: 0.266, SLG: 0.333 (1, 3) Tom Hutton, L OBP: 0.261, SLG: 0.395 (9, 3)										4	0	1	0	0	0	0				
Mike Schmidt, R OBP: 0.395, SLG: 0.483 (1, 5)										3	0	0	0	0	1	2				
Bill Robinson, R OBP: 0.303, SLG: 0.387 (1, 9)										3	0	1	0	0	1	0				
Jim Essian, R (1, 2)										3	1	0	0	0	1	1				
Steve Carlton, L OBP: 0.200, SLG: 0.241 (1, 1)										3	1	1	0	0	0	0				
Inning Stats	R: 0 E: 0 K: 1 S: 5	H: 0 LOB: 0 BB: 0 P: 5	R: 0 E: 0 K: 0 S: 3	H: 1 LOB: 0 BB: 0 P: 3	R: 0 E: 0 K: 2 S: 7	H: 0 LOB: 0 BB: 0 P: 7	R: 2 E: 0 K: 1 S: 7	H: 2 LOB: 0 BB: 0 P: 7	R: 0 E: 0 K: 1 S: 5	H: 0 LOB: 0 BB: 0 P: 5	R: 0 E: 0 K: 0 S: 3	H: 0 LOB: 0 BB: 0 P: 3	R: 0 E: 0 K: 0 S: 4	H: 1 LOB: 1 BB: 0 P: 4	R: 2 E: 0 K: 0 S: 6	H: 3 LOB: 3 BB: 2 P: 14	1B: 6 2B: 0 3B: 0 HR: 1	SF: 0 SAC: 0 DP: 0 HBP: 0	WP: 0 PB: 0 SB: 0 CS: 1	PA: 32
PITCHER Steve Renko, R ERA: 4.81 (1, 1)	IP: 8.0 WLS: L BF: 32	H: 7 R: 4 ER: 4 SO: 5	BB: 2 IBB: 0 HBP: 0 BLK: 0	WP: 0 HR: 1 S: 40 P: 48	ERA: 4.50 WHIP: 1.125	PITCHER IP: WLS: BF: H: R: ER: SO: BB: IBB: HBP: BLK: WP: HR: S: P: ERA: WHIP														

Batter	1	2	3	4	5	6	7	8	9	AB	R	H	RBI	BB	SO	LOB	TOP					
Boots Day, L OBP: 0.421, SLG: 0.353 (1, 7)										5	1	2	0	0	0	1	Montreal Expos @ Philadelphia Phillies Veterans Stadium, Philadelphia, PA Sun May 26 1974, 3:33 AM EDT Att: 27,324 - Unknown livebaseballscorecards.com					
Larry Lintz, S OBP: 0.309, SLG: 0.328 (1, 6)										4	2	2	0	1	0	1						
Willie Davis, L OBP: 0.325, SLG: 0.390 (1, 8)										5	1	1	1	0	0	3						
Ken Singleton, S OBP: 0.431, SLG: 0.375 (1, 9)										2	1	1	1	3	0	0						
Ron Fairly, L OBP: 0.367, SLG: 0.452 (1, 3)										3	0	1	1	2	0	2						
Bob Bailey, R OBP: 0.417, SLG: 0.412 (1, 5)										3	0	0	0	1	0	4						
Pepe Frias, R OBP: 0.143, SLG: 0.214 (9, 5)										0	0	0	0	0	0	0						
Jim Cox, R OBP: 0.282, SLG: 0.279 (1, 4)										3	0	0	1	0	1	0						
Barry Foote, R OBP: 0.282, SLG: 0.341 (1, 2)										4	0	1	0	0	2	2						
Dennis Blair, R (1, 1)										4	0	0	0	0	3	1						
Mike Jorgensen, L OBP: 0.316, SLG: 0.133 (9, 3)										0	0	0	0	0	0	0						
Tom Walker, R (9, 1)										0	0	0	0	0	0	0						
Inning Stats	R: 1 E: 0 K: 2 S: 5	H: 2 LOB: 2 BB: 1 P: 9	R: 0 E: 0 K: 2 S: 8	H: 1 LOB: 1 BB: 0 P: 8	R: 2 E: 0 K: 1 S: 6	H: 1 LOB: 2 BB: 3 P: 18	R: 0 E: 0 K: 1 S: 5	H: 0 LOB: 0 BB: 0 P: 5	R: 0 E: 0 K: 0 S: 3	H: 0 LOB: 0 BB: 0 P: 3	R: 0 E: 0 K: 0 S: 3	H: 0 LOB: 0 BB: 0 P: 3	R: 2 E: 0 K: 1 S: 7	H: 3 LOB: 2 BB: 2 P: 15	R: 0 E: 0 K: 1 S: 5	H: 0 LOB: 0 BB: 1 P: 8	R: 0 E: 0 K: 0 S: 4	H: 1 LOB: 2 BB: 1 P: 8	1B: 5 2B: 3 3B: 0 HR: 0	SF: 1 SAC: 0 DP: 0 HBP: 0	WP: 1 PB: 0 SB: 4 CS: 0	PA: 41
PITCHER	IP WLS BF H R ER SO BB IBB HBP BLK WP HR S P ERA WHIP																					
Ron Schueler, R ERA: 3.16 (1, 1)	6.1 L 29 6 5 5 5 3 1 0 0 0 0 0 35 51 7.11 1.421																					
Mac Scarce, L ERA: 4.39 (7, 1)	0.1 3 1 0 0 0 2 0 0 0 0 0 0 1 9 0.00 9.000																					
Eddie Watt, R ERA: 3.57 (7, 1)	0.1 1 0 0 0 0 0 0 0 0 0 1 0 1 1 0.00 0.000																					
Wayne Twitchell, R ERA: (8, 1)	2.0 8 1 0 0 1 1 0 0 0 0 0 0 9 13 0.00 1.000																					

Batter	1	2	3	4	5	6	7	8	9	AB	R	H	RBI	BB	SO	LOB	BOTTOM			
Dave Cash, R OBP: 0.367, SLG: 0.394 (1, 4)										5	1	2	0	0	0	2	Montreal Expos @ Philadelphia Phillies Veterans Stadium, Philadelphia, PA Sun May 26 1974, 3:33 AM EDT Att: 27,324 - Unknown livebaseballscorecards.com			
Larry Bowa, S OBP: 0.293, SLG: 0.361 (1, 6)										5	0	0	0	0	0	4				
Del Unser, L OBP: 0.415, SLG: 0.466 (1, 8)										3	0	0	0	1	3	1				
Greg Luzinski, R OBP: 0.330, SLG: 0.411 (1, 7)										4	0	2	1	0	0	2				
Tom Hutton, L OBP: 0.250, SLG: 0.376 (1, 3)										4	0	0	0	0	1	2				
Mike Schmidt, R OBP: 0.398, SLG: 0.476 (1, 5)										2	0	0	0	2	0	1				
Bill Robinson, R OBP: 0.310, SLG: 0.380 (1, 9)										2	0	0	0	2	1	1				
Jim Essian, R (1, 2)										2	0	0	0	0	0	2				
Mike Anderson, R OBP: 0.338, SLG: 0.411 (6, PH)										1	0	0	0	0	0	1				
Larry Cox, R (7, 2)										0	0	0	0	1	0	0				
Ron Schueler, R ERA: 3.16 (1, 1)	R: 0 E: 0 K: 1 S: 5	H: 0 LOB: 0 BB: 0 P: 5	R: 0 E: 1 K: 1 S: 6	H: 0 LOB: 2 BB: 2 P: 14	R: 1 E: 0 K: 1 S: 7	H: 2 LOB: 1 BB: 0 P: 7	R: 0 E: 0 K: 1 S: 5	H: 0 LOB: 0 BB: 0 P: 5	R: 0 E: 0 K: 0 S: 4	H: 1 LOB: 2 BB: 1 P: 8	R: 0 E: 0 K: 0 S: 3	H: 0 LOB: 0 BB: 0 P: 3	R: 0 E: 0 K: 0 S: 6	H: 1 LOB: 1 BB: 0 P: 6	R: 0 E: 0 K: 0 S: 3	H: 0 LOB: 2 BB: 2 P: 11	1B: 4 2B: 0 3B: 0 HR: 0	SF: 0 SAC: 0 DP: 0 HBP: 0	WP: 1 PB: 0 SB: 1 CS: 0	PA: 38
PITCHER	IP WLS BF H R ER SO BB IBB HBP BLK WP HR S P ERA WHIP																			
Dennis Blair, R ERA: 1.13 (1, 1)	8.0 W 35 4 1 1 6 6 0 0 0 0 0 0 41 65 1.12 1.250																			
Tom Walker, R ERA: 2.37 (9, 1)	1.0 3 0 0 0 0 0 0 0 0 0 0 0 3 3 0.00 0.000																			

Batter	1	2	3	4	5	6	7	8	9	AB	R	H	RBI	BB	SO	LOB	TOP								
Greg Gross, L OBP: 0.426, SLG: 0.407 (1, 9)										5	1	3	0	0	1	1									
Roger Metzger, S OBP: 0.366, SLG: 0.369 (1, 6)										4	1	2	0	0	0	1									
Cesar Cedeno, R OBP: 0.354, SLG: 0.505 (1, 8)										4	1	0	0	1	0	2									
Bob Watson, R OBP: 0.400, SLG: 0.425 (1, 7)										3	3	2	2	2	1	1									
Lee May, R OBP: 0.302, SLG: 0.424 Cliff Johnson, R OBP: 0.395, SLG: 0.606 (1, PR)										1	0	1	2	0	0	0									
Bob Gallagher, L OBP: 0.255, SLG: 0.227 (8, 9)										1	0	0	0	0	1	0									
Milt May, L OBP: 0.323, SLG: 0.354 (1, 2)										4	0	1	1	0	0	4									
Doug Rader, R OBP: 0.337, SLG: 0.392 (1, 5)										4	0	0	1	0	1	1									
Tommy Helms, R OBP: 0.321, SLG: 0.408 Larry Milbourne, S OBP: 0.409, SLG: 0.389 (8, PR)										3	0	1	1	0	0	0									
Tom Griffin, R OBP: 0.320, SLG: 0.458 Mike Cosgrove, L OBP: 0.083, SLG: 0.083 Ken Forsch, R OBP: 0.083, SLG: 0.083 (8, 1)										1	0	0	0	0	2										
Inning Stats	R: 5 E: 1 K: 0 S: 7	H: 3 LOB: 2 BB: 2 P: 15	R: 0 E: 0 K: 1 S: 6	H: 1 LOB: 1 BB: 0 P: 6	R: 0 E: 0 K: 1 S: 5	H: 0 LOB: 0 BB: 0 P: 5	R: 0 E: 0 K: 0 S: 4	H: 1 LOB: 1 BB: 0 P: 4	R: 2 E: 0 K: 1 S: 6	H: 2 LOB: 0 BB: 1 P: 10	R: 0 E: 0 K: 1 S: 5	H: 0 LOB: 0 BB: 0 P: 5	R: 0 E: 0 K: 0 S: 4	H: 1 LOB: 2 BB: 1 P: 8	R: 0 E: 0 K: 2 S: 8	H: 1 LOB: 1 BB: 0 P: 8	R: 1 E: 0 K: 1 S: 6	H: 2 LOB: 0 BB: 0 P: 6	1B: 8 2B: 2 3B: 1 HR: 1	SF: 1 SAC: 1 DP: 1 HBP: 0	WP: 0 PB: 0 SB: 0 CS: 0	PA: 41			
PITCHER	IP	WLS	BF	H	R	ER	SO	BB	IBB	HBP	BLK	WP	HR	S	P	ERA	WHIP								
Steve Rogers, R ERA: 4.44 (1, 1)	5.0	L	25	7	7	6	3	3	0	0	0	0	0	28	40	10.80	2.000								
John Montague, R ERA: 2.45 (6, 1)	2.0		8	1	0	0	1	1	0	0	0	0	0	9	13	0.00	1.000								
Donald DeMola, R ERA: 3.55 (8, 1)	2.0		8	3	1	1	3	0	0	0	0	0	1	14	14	4.50	1.500								

Houston Astros @ Montreal Expos
 Jarry Park, Montreal, QB
 Tue May 28 1974, 7:05 PM EDT
 Att: 10,618 - Unknown

AB	35
R	8
H	11
RBI	8
BB	4
SO	7
LOB	13



Batter	1	2	3	4	5	6	7	8	9	AB	R	H	RBI	BB	SO	LOB	BOTTOM								
Boots Day, L OBP: 0.450, SLG: 0.353 Ron Woods, R OBP: 0.308, SLG: 0.150 (2, FH)										0	1	0	0	1	0	0									
Bob Stinson, S OBP: 0.500, SLG: 0.333 (8, FH)										4	1	1	0	1	0	3									
Larry Lintz, S OBP: 0.315, SLG: 0.323 (1, 6)										5	0	1	2	0	0	5									
Willie Davis, L OBP: 0.321, SLG: 0.384 (1, 8)										5	0	1	2	0	0	5									
Ken Singleton, S OBP: 0.430, SLG: 0.376 (1, 9)										5	0	2	1	0	1	5									
Ron Fairly, L OBP: 0.363, SLG: 0.446 Hal Breedren, R OBP: 0.338, SLG: 0.357 (3, PH)										1	0	0	0	0	1	2									
Mike Jorgensen, L OBP: 0.300, SLG: 0.125 (8, PH)										2	0	0	0	0	1	1									
Mike Jorgensen, L OBP: 0.300, SLG: 0.125 (8, PH)										1	0	0	0	0	1	0									
Bob Bailey, R OBP: 0.413, SLG: 0.402 (1, 5)										3	0	0	0	1	1	2									
Jim Cox, R OBP: 0.255, SLG: 0.271 (1, 4)										4	0	0	0	0	0	4									
Barry Foote, R OBP: 0.281, SLG: 0.347 (1, 2)										4	1	1	0	0	1	0									
Steve Rogers, R OBP: 0.226, SLG: 0.143 John Montague, R (6, 1)										2	0	1	0	0	0	1									
Ron Hunt, R OBP: 0.362, SLG: 0.226 Donald DeMola, R (8, 1)										0	0	0	0	1	0	0									
Jim Lytle, L OBP: 0.364, SLG: 0.333 (8, PH)										1	1	1	0	0	0	0									
Inning Stats	R: 2 E: 0 K: 1 S: 7	H: 2 LOB: 2 BB: 2 P: 15	R: 1 E: 0 K: 0 S: 4	H: 1 LOB: 0 BB: 0 P: 4	R: 0 E: 0 K: 0 S: 4	H: 1 LOB: 2 BB: 1 P: 8	R: 0 E: 0 K: 0 S: 4	H: 1 LOB: 1 BB: 0 P: 4	R: 0 E: 0 K: 1 S: 5	H: 0 LOB: 0 BB: 0 P: 5	R: 0 E: 0 K: 1 S: 5	H: 0 LOB: 0 BB: 0 P: 5	R: 0 E: 1 K: 0 S: 3	H: 0 LOB: 2 BB: 1 P: 8	R: 0 E: 0 K: 2 S: 7	H: 0 LOB: 0 BB: 0 P: 7	R: 1 E: 0 K: 1 S: 7	H: 2 LOB: 2 BB: 1 P: 11	1B: 6 2B: 1 3B: 0 HR: 0	SF: 1 SAC: 0 DP: 1 HBP: 1	WP: 0 PB: 0 SB: 2 CS: 0	PA: 40			
PITCHER	IP	WLS	BF	H	R	ER	SO	BB	IBB	HBP	BLK	WP	HR	S	P	ERA	WHIP								
Tom Griffin, R ERA: 2.88 (1, 1)	0.0		4	2	2	2	0	2	0	0	0	0	0	2	10	∞	∞								
Mike Cosgrove, L ERA: 0.79 (1, 1)	7.0	W	27	3	1	1	3	2	0	1	0	0	0	30	39	1.29	0.714								
Ken Forsch, R ERA: 3.04 (8, 1)	2.0		9	2	1	1	3	1	0	0	0	0	0	14	18	4.50	1.500								

Houston Astros @ Montreal Expos
 Jarry Park, Montreal, QB
 Tue May 28 1974, 7:05 PM EDT
 Att: 10,618 - Unknown

AB	33
R	4
H	7
RBI	4
BB	5
SO	6
LOB	24



Batter	1	2	3	4	5	6	7	8	9	AB	R	H	RBI	BB	SO	LOB	TOP										
Greg Gross, L (1.9) OBP: 0.444, SLG: 0.431 (8.7)	0-0 5-3 1B		4-0 K S BB		0-0 1-H 2-H 3B		4-0 FC6-4 BB		4-0 BB 1B BB	2	1	2	2	3	0	0											
Roger Metzger, S (1.6) OBP: 0.350, SLG: 0.362	0-0 F6		0-3 K 1-3		0-0 4-3		0-0 F8		0-0 1-2 1B 1B	5	1	1	0	0	1	5											
Cesar Cedeno, R (1.8) OBP: 0.360, SLG: 0.505	0-0 5-3 1-2			0-0 CS 1B		0-0 CS 1B	0-0 FC6-4 1-2		4-0 1-2 2-3 1B BB	4	0	2	0	1	0	3											
Bob Watson, R (1.7) OBP: 0.400, SLG: 0.424 (8.3)	0-0 4-3			0-0 1-4-3		0-0 F8			0-0 1B BB	5	0	2	2	0	0	3											
Denis Menke, R (9.3) OBP: 0.217, SLG: 0.158	0-0 4-3			1-2 1-4-3		1-2 F8			0-0 1B 1B	0	0	0	0	0	0	0											
Cliff Johnson, R (1.3) OBP: 0.405, SLG: 0.595 Fred Scherman, L (8.1) Ken Forsch, R (8.1)		0-0 FC4-6 1B		0-0 6-3		0-0 1B		0-3 K	0-0 F8	4	0	2	0	0	1	1											
Milt May, L (1.2) OBP: 0.313, SLG: 0.342		0-0 FC4-6 1-4-3 WP 1-2			0-0 2-3	0-0 L9		0-0 F9		4	0	0	0	0	0	3											
Doug Rader, R (1.5) OBP: 0.335, SLG: 0.389		0-0 1-4-3 1-3			0-0 1B 3B 1B		0-0 5-3	0-0 F3		4	1	1	0	0	0	2											
Tommy Helms, R (1.4) OBP: 0.319, SLG: 0.400		0-0 L4			0-0 F4		4-0 S 2B BB		0-0 1B	3	1	0	0	1	0	2											
Claude Osteen, L (1.1) OBP: 0.231, SLG: 0.308 Jerry Johnson, R (7.1) Bob Gallagher, L (8.9) OBP: 0.250, SLG: 0.222			0-0 4-3		0-0 4-3		0-0 1-H 2B		0-0 6-3	3	1	2	1	0	0	0											
Inning Stats	R: 0 E: 0 K: 0 S: 4	H: 1 LOB: 1 BB: 0 P: 4	R: 0 E: 0 K: 0 S: 4	H: 1 LOB: 1 BB: 0 P: 4	R: 0 E: 0 K: 1 S: 4	H: 0 LOB: 0 BB: 1 P: 8	R: 0 E: 0 K: 0 S: 3	H: 1 LOB: 0 BB: 0 P: 3	R: 2 E: 0 K: 0 S: 6	H: 3 LOB: 1 BB: 0 P: 6	R: 0 E: 0 K: 0 S: 4	H: 2 LOB: 1 BB: 0 P: 4	R: 1 E: 0 K: 0 S: 4	H: 1 LOB: 2 BB: 2 P: 12	R: 0 E: 0 K: 1 S: 6	H: 1 LOB: 1 BB: 0 P: 6	R: 2 E: 0 K: 0 S: 5	H: 2 LOB: 2 BB: 2 P: 13	1B: 10 2B: 1 3B: 1 HR: 0	SF: 0 SAC: 0 DP: 0 HBP: 0	WP: 1 PB: 0 SB: 2 CS: 2	PA: 41					
PITCHER	IP	WLS	BF	H	R	ER	SO	BB	IBB	HBP	BLK	WP	HR	S	P	ERA	WHIP										
Ernie McAnally, R (1.1) ERA: 4.8	6.1		27	9	3	3	1	2	0	0	0	1	0	27	35	4.26	1.737										
Chuck Taylor, R (7.1) ERA: 2.12	0.2		3	0	0	0	0	1	0	0	0	0	0	2	6	0.00	1.500										
Tom Walker, R (8.1) ERA: 3.0	2.0	L	11	3	2	2	1	2	0	0	0	0	0	11	19	9.00	2.500										

Houston Astros @ Montreal Expos
Jarry Park, Montreal, QB
Wed May 29 1974, 7:05 PM EDT
Att: 13,119 - Unknown

AB 36
R 5
H 12
RBI 5
BB 5
SO 2
LOB 21



Batter	1	2	3	4	5	6	7	8	9	AB	R	H	RBI	BB	SO	LOB	BOTTOM										
Ron Hunt, R (1.5) OBP: 0.355, SLG: 0.220 Ron Fairly, L (7.7) OBP: 0.355, SLG: 0.434 (8.3)	0-0 F8		0-0 F4		0-0 FC2-6 L3 1-2		0-0 F9		0-0 L9	3	0	0	0	0	0	2											
Tim Foli, R (1.6) OBP: 0.318, SLG: 0.275	0-0 5-3			0-0 F9	0-0 L3 1-2		0-0 4-3		0-0 G1-6-3 1-2	5	0	0	0	0	0	4											
Willie Davis, L (1.8) OBP: 0.325, SLG: 0.387	0-0 4-3			0-0 3B 1B		0-0 F3		0-0 F7 BB 1B		4	1	2	0	0	0	0											
Ken Singleton, S (1.9) OBP: 0.432, SLG: 0.390		4-0 G5-4-3 BB		0-0 1B 3B		0-0 F8		0-0 F7		3	1	1	1	1	0	1											
Bob Bailey, R (1.7) OBP: 0.415, SLG: 0.400		0-0 G5-4-3 1-2		0-0 CS 1B		0-0 F8		4-0 BB BB		3	0	1	1	1	0	1											
Hal Breeden, R (1.3) OBP: 0.283, SLG: 0.379 Larry Lintz, S (8.5) OBP: 0.315, SLG: 0.323 Boots Day, L (8.7) OBP: 0.440, SLG: 0.353 Pepe Frias, R (8.5) OBP: 0.133, SLG: 0.200 (9.5)		0-0 6-3		4-0 1B BB		0-0 1B BB		0-0 F7		2	0	1	0	1	0	0											
Jim Cox, R (1.4) OBP: 0.268, SLG: 0.279			0-0 6-3		0-0 1B		0-0 FC2-6 2B		4-0 F7	3	0	2	1	1	0	0											
Terry Humphrey, R (1.2) OBP: 0.211, SLG: 0.200 Bob Stinson, S (8.7) OBP: 0.400, SLG: 0.250 (9.2)			0-0 F4		0-0 F2		0-0 FC2-6 1B		0-0 1-3	3	0	0	0	0	0	4											
Ernie McAnally, R (1.1) OBP: 0.133, SLG: 0.071 Chuck Taylor, R (7.1) OBP: 0.250, SLG: 0.500 Ron Woods, R (7.7) OBP: 0.333, SLG: 0.190 Tom Walker, R (8.1) Mike Jorgensen, L (8.7) OBP: 0.333, SLG: 0.176 (9.7)				0-0 1B		4-0 BB		0-0 FC2-6 1B		1	0	1	0	1	0	0											
Inning Stats	R: 0 E: 0 K: 0 S: 3	H: 0 LOB: 0 BB: 0 P: 3	R: 0 E: 0 K: 0 S: 2	H: 0 LOB: 0 BB: 1 P: 6	R: 0 E: 0 K: 0 S: 4	H: 1 LOB: 1 BB: 0 P: 4	R: 2 E: 0 K: 0 S: 6	H: 4 LOB: 2 BB: 1 P: 10	R: 0 E: 0 K: 0 S: 2	H: 0 LOB: 0 BB: 1 P: 6	R: 0 E: 0 K: 0 S: 3	H: 0 LOB: 0 BB: 0 P: 3	R: 1 E: 0 K: 0 S: 6	H: 3 LOB: 2 BB: 0 P: 6	R: 0 E: 0 K: 0 S: 4	H: 1 LOB: 3 BB: 2 P: 12	R: 0 E: 0 K: 0 S: 3	H: 1 LOB: 0 BB: 0 P: 3	1B: 8 2B: 2 3B: 1 HR: 0	SF: 0 SAC: 0 DP: 3 HBP: 0	WP: 0 PB: 0 SB: 0 CS: 1	PA: 38					
PITCHER	IP	WLS	BF	H	R	ER	SO	BB	IBB	HBP	BLK	WP	HR	S	P	ERA	WHIP										
Claude Osteen, L (1.1) ERA: 2.93	6.1		27	8	3	3	0	3	0	0	0	0	0	24	36	4.26	1.737										
Jerry Johnson, R (7.1) ERA: 3.45	1.0		5	1	0	0	0	1	0	0	0	0	0	4	8	0.00	2.000										
Fred Scherman, L (8.1) ERA: 3.6	0.1		2	0	0	0	0	1	0	0	0	0	0	1	5	0.00	3.000										
Ken Forsch, R (8.1) ERA: 2.88	1.1	W	4	1	0	0	0	0	0	0	0	0	0	4	4	0.00	0.750										

Houston Astros @ Montreal Expos
Jarry Park, Montreal, QB
Wed May 29 1974, 7:05 PM EDT
Att: 13,119 - Unknown

AB 33
R 3
H 10
RBI 3
BB 5
SO 0
LOB 20



Batter	1	2	3	4	5	6	7	8	9	AB	R	H	RBI	BB	SO	LOB	TOP								
Boots Day, L OBP: 0.329, SLG: 0.375 (1, 7)										5	1	2	1	0	0	0									
Larry Lintz, S OBP: 0.326, SLG: 0.338 (1, 4)										3	1	1	1	0	0	0									
Willie Davis, L OBP: 0.346, SLG: 0.421 (1, 8)					K					4	1	2	0	0	1	2									
Ken Singleton, S OBP: 0.426, SLG: 0.371 (1, 9)										2	0	0	0	2	0	1									
Ron Fairly, L OBP: 0.364, SLG: 0.411 (1, 3)										3	0	1	2	1	0	3									
Bob Bailey, R OBP: 0.407, SLG: 0.401 (1, 5)										3	0	0	1	1	1	3									
Pepe Frias, R OBP: 0.133, SLG: 0.200 (8, 5)	K									0	0	0	0	0	0	0									
Tim Foli, R OBP: 0.301, SLG: 0.274 (1, 6)										4	0	0	0	0	0	5									
Terry Humphrey, R OBP: 0.250, SLG: 0.268 (1, 2)										4	1	1	0	0	0	0									
Ernie McAnally, R OBP: 0.105, SLG: 0.056 (1, 1)						K				4	1	0	0	0	1	1									
Inning Stats	R: 0 E: 0 K: 0 S: 3	H: 0 LOB: 0 BB: 0 P: 3	R: 0 E: 0 K: 1 S: 5	H: 0 LOB: 0 BB: 0 P: 5	R: 0 E: 0 K: 0 S: 3	H: 0 LOB: 0 BB: 0 P: 3	R: 2 E: 0 K: 0 S: 6	H: 3 LOB: 2 BB: 1 P: 10	R: 3 E: 1 K: 1 S: 9	H: 3 LOB: 3 BB: 2 P: 17	R: 0 E: 0 K: 0 S: 5	H: 0 LOB: 0 BB: 0 P: 5	R: 0 E: 0 K: 0 S: 3	H: 1 LOB: 0 BB: 0 P: 3	R: 0 E: 0 K: 0 S: 2	H: 0 LOB: 0 BB: 1 P: 6	R: 0 E: 0 K: 0 S: 3	H: 0 LOB: 0 BB: 0 P: 3	1B: 5 2B: 2 3B: 0 HR: 0	SF: 0 SAC: 1 DP: 2 HBP: 0	WP: 0 PB: 0 SB: 0 CS: 0	PA: 37			
PITCHER	IP	WLS	BF	H	R	ER	SO	BB	IBB	HBP	BLK	WP	HR	S	P	ERA	WHIP								
Tom Griffin, R ERA: 3.1 (1, 1)	4.0	L	20	6	5	3	1	1	0	0	0	0	0	21	25	6.75	1.750								
Mike Cosgrove, L ERA: 0.59 (5, 1)	4.0		14	1	0	0	2	2	1	0	0	0	0	15	27	0.00	0.750								
Jerry Johnson, R ERA: 3.21 (9, 1)	1.0		3	0	0	0	0	0	0	0	0	0	0	3	3	0.00	0.000								

Montreal Expos @ Houston Astros
Astrodome, Houston, TX
Tue Jun 04 1974, 8:05 PM EDT
Att: 11,017 - Dome

AB	32
R	5
H	7
RBI	5
BB	4
SO	3
LOB	15



Batter	1	2	3	4	5	6	7	8	9	AB	R	H	RBI	BB	SO	LOB	BOTTOM								
Greg Gross, L OBP: 0.447, SLG: 0.421 (1, 9)										4	0	2	0	0	0	0									
Roger Metzger, S OBP: 0.335, SLG: 0.338 (1, 6)										3	0	1	0	0	0	2									
Cesar Cedeno, R OBP: 0.371, SLG: 0.529 (1, 8)						K				3	0	0	0	1	1	1									
Bob Watson, R OBP: 0.394, SLG: 0.409 (1, 7)				K						4	0	0	0	0	1	4									
Lee May, R OBP: 0.293, SLG: 0.409 (1, 3)							K			4	0	0	0	0	1	2									
Milt May, L OBP: 0.309, SLG: 0.336 (1, 2)										3	0	1	0	0	0	0									
Doug Rader, R OBP: 0.326, SLG: 0.388 (1, 5)				K						3	0	1	0	0	1	1									
Tommy Helms, R OBP: 0.331, SLG: 0.411 (1, 4)										2	0	0	0	1	0	1									
Tom Griffin, R OBP: 0.308, SLG: 0.440 (1, 1)								K		1	0	0	0	0	1	1									
Mike Cosgrove, L (5, 1)								K		1	0	0	0	0	0	0									
Mike Easter, L OBP: 0.077, SLG: 0.077 (8, PH)								K		1	0	0	0	0	1	1									
Jerry Johnson, R (9, 1)								K		0	0	0	0	0	0	0									
Inning Stats	R: 0 E: 1 K: 0 S: 4	H: 1 LOB: 2 BB: 1 P: 8	R: 0 E: 0 K: 1 S: 6	H: 1 LOB: 1 BB: 0 P: 6	R: 0 E: 0 K: 2 S: 8	H: 0 LOB: 0 BB: 0 P: 3	R: 0 E: 0 K: 2 S: 8	H: 1 LOB: 1 BB: 0 P: 8	R: 0 E: 0 K: 0 S: 3	H: 0 LOB: 0 BB: 0 P: 3	R: 0 E: 0 K: 1 S: 5	H: 1 LOB: 0 BB: 0 P: 5	R: 0 E: 0 K: 1 S: 5	H: 0 LOB: 0 BB: 0 P: 5	R: 0 E: 0 K: 1 S: 5	H: 1 LOB: 1 BB: 1 P: 9	R: 0 E: 0 K: 0 S: 3	H: 0 LOB: 0 BB: 0 P: 3	1B: 5 2B: 0 3B: 0 HR: 0	SF: 0 SAC: 1 DP: 3 HBP: 0	WP: 1 PB: 0 SB: 0 CS: 0	PA: 32			
PITCHER	IP	WLS	BF	H	R	ER	SO	BB	IBB	HBP	BLK	WP	HR	S	P	ERA	WHIP								
Ernie McAnally, R ERA: 4.0 (1, 1)	9.0	W	32	5	0	0	6	2	0	0	0	1	0	42	50	0.00	0.778								

Montreal Expos @ Houston Astros
Astrodome, Houston, TX
Tue Jun 04 1974, 8:05 PM EDT
Att: 11,017 - Dome

AB	29
R	0
H	5
RBI	0
BB	2
SO	6
LOB	13



Batter	1	2	3	4	5	6	7	8	9	AB	R	H	RBI	BB	SO	LOB	TOP							
Ron Hunt, R OBP: 0.354, SLG: 0.222 (1, 5)										4	1	1	0	0	1	0								
Tim Foli, R OBP: 0.318, SLG: 0.313 (1, 6)										4	1	3	0	0	1	0								
Willie Davis, L OBP: 0.348, SLG: 0.417 (1, 8)										4	2	1	1	1	0	3								
Bob Bailey, R OBP: 0.403, SLG: 0.404 Ron Woods, R OBP: 0.310, SLG: 0.174 (1, 7) (8, 7)										4	1	1	1	1	0	3	0							
Ken Singleton, S OBP: 0.425, SLG: 0.368 (1, 9)										4	1	1	0	1	0	1								
Hal Breedon, R OBP: 0.375, SLG: 0.383 Mike Jorgensen, L OBP: 0.457, SLG: 0.357 (1, 3) (3, PH) (3, 3)										1	0	1	1	0	0	0								
Jim Cox, R OBP: 0.277, SLG: 0.278 (1, 4)										4	1	2	2	1	0	2								
Terry Humphrey, R OBP: 0.245, SLG: 0.283 (1, 2)										5	0	1	0	0	0	6								
Mike Torrez, R OBP: 0.087, SLG: 0.045 Chuck Taylor, R OBP: 0.200, SLG: 0.400 (1, 1) (9, 1)										4	0	1	0	0	0	1								
										0	0	0	0	0	0	0								
Inning Stats	R: 3 E: 0 K: 0 S: 7	H: 4 LOB: 2 BB: 1 P: 11	R: 0 E: 0 K: 0 S: 4	H: 2 LOB: 1 BB: 0 P: 4	R: 0 E: 0 K: 1 S: 7	H: 2 LOB: 2 BB: 0 P: 7	R: 0 E: 0 K: 0 S: 4	H: 1 LOB: 1 BB: 0 P: 4	R: 0 E: 0 K: 1 S: 5	H: 0 LOB: 0 BB: 0 P: 5	R: 0 E: 0 K: 0 S: 3	H: 0 LOB: 0 BB: 0 P: 3	R: 0 E: 0 K: 1 S: 5	H: 0 LOB: 0 BB: 0 P: 5	R: 2 E: 1 K: 1 S: 7	H: 2 LOB: 1 BB: 0 P: 8	R: 3 E: 0 K: 1 S: 8	H: 3 LOB: 2 BB: 2 P: 16	1B: 10 2B: 5 3B: 0 HR: 0	SF: 0 SAC: 2 DP: 1 HBP: 1	WP: 0 PB: 0 SB: 0 CS: 0	PA: 44		
PITCHER	IP WLS BF H R ER SO BB IBB HBP BLK WP HR S P ERA WHIP	IP WLS BF H R ER SO BB IBB HBP BLK WP HR S P ERA WHIP	IP WLS BF H R ER SO BB IBB HBP BLK WP HR S P ERA WHIP	IP WLS BF H R ER SO BB IBB HBP BLK WP HR S P ERA WHIP	IP WLS BF H R ER SO BB IBB HBP BLK WP HR S P ERA WHIP	IP WLS BF H R ER SO BB IBB HBP BLK WP HR S P ERA WHIP	IP WLS BF H R ER SO BB IBB HBP BLK WP HR S P ERA WHIP	IP WLS BF H R ER SO BB IBB HBP BLK WP HR S P ERA WHIP	IP WLS BF H R ER SO BB IBB HBP BLK WP HR S P ERA WHIP	IP WLS BF H R ER SO BB IBB HBP BLK WP HR S P ERA WHIP	IP WLS BF H R ER SO BB IBB HBP BLK WP HR S P ERA WHIP	IP WLS BF H R ER SO BB IBB HBP BLK WP HR S P ERA WHIP	IP WLS BF H R ER SO BB IBB HBP BLK WP HR S P ERA WHIP	IP WLS BF H R ER SO BB IBB HBP BLK WP HR S P ERA WHIP	IP WLS BF H R ER SO BB IBB HBP BLK WP HR S P ERA WHIP	IP WLS BF H R ER SO BB IBB HBP BLK WP HR S P ERA WHIP	IP WLS BF H R ER SO BB IBB HBP BLK WP HR S P ERA WHIP	IP WLS BF H R ER SO BB IBB HBP BLK WP HR S P ERA WHIP	IP WLS BF H R ER SO BB IBB HBP BLK WP HR S P ERA WHIP	IP WLS BF H R ER SO BB IBB HBP BLK WP HR S P ERA WHIP	IP WLS BF H R ER SO BB IBB HBP BLK WP HR S P ERA WHIP	IP WLS BF H R ER SO BB IBB HBP BLK WP HR S P ERA WHIP	IP WLS BF H R ER SO BB IBB HBP BLK WP HR S P ERA WHIP	IP WLS BF H R ER SO BB IBB HBP BLK WP HR S P ERA WHIP
Claude Osteen, L ERA: 3.23 Jim York, R ERA: Ken Forsch, R ERA: 3.21 Jerry Johnson, R ERA: 4.03 (1, 1) (2, 1) (6, 1) (9, 1)	1.1 3.2 3.0 1.0	WLS L 13 8	BF 11 13 12 8	H 6 3 2 3	R 3 0 2 3	ER 3 0 2 3	SO 0 2 1 1	BB 1 0 2 0	IBB 0 0 1 2	HBP 0 0 1 0	BLK 0 0 1 0	WP 0 0 0 0	HR 0 0 1 0	S 10 17 15 8	P 14 16 16 16	ERA 20.25 0.00 6.00 27.00	WHIP 5.250 0.818 0.667 3.000							

Montreal Expos @ Houston Astros
Astrodome, Houston, TX
Wed Jun 05 1974, 8:05 PM EDT
Att: 10,472 - Dome

AB	38
R	8
H	14
RBI	7
BB	3
SO	5
LOB	15



Batter	1	2	3	4	5	6	7	8	9	AB	R	H	RBI	BB	SO	LOB	BOTTOM							
Greg Gross, L OBP: 0.443, SLG: 0.429 (1, 9) (9, 7)										4	1	1	0	0	0	1								
Roger Metzger, S OBP: 0.325, SLG: 0.331 (1, 6)										3	0	0	1	0	0	0								
Cesar Cedeno, R OBP: 0.373, SLG: 0.538 (1, 8)										4	0	2	0	0	0	0								
Bob Watson, R OBP: 0.387, SLG: 0.400 (1, 7) (8, 3)										4	0	0	0	0	0	2								
Lee May, R OBP: 0.299, SLG: 0.418 Larry Milbourne, S OBP: 0.391, SLG: 0.368 (7, PR) (8, 7) (9, 1)										3	1	2	0	0	0	0								
Jerry Johnson, R (9, 1)										0	0	0	0	0	0	0								
Cliff Johnson, R OBP: 0.442, SLG: 0.585 (9, PH)										1	0	0	0	0	0	0								
Milt May, L OBP: 0.315, SLG: 0.349 (1, 2)										4	1	2	0	0	0	1								
Doug Rader, R OBP: 0.332, SLG: 0.390 (1, 5)										4	0	2	1	0	1	1								
Tommy Helms, R OBP: 0.326, SLG: 0.406 (1, 4)										2	0	0	1	0	0	3								
Claude Osteen, L OBP: 0.231, SLG: 0.308 Jim York, R OBP: 0.217 Bob Gallagher, L OBP: 0.217 Ken Forsch, R OBP: 0.228, SLG: 0.349 (1, 1) (2, 1) (5, PH) (8, 1) (9, 9)										0	0	0	0	0	0	0								
										1	0	0	0	0	1	0								
										1	0	0	0	0	1	0								
										0	0	0	0	0	0	0								
										1	0	0	0	0	0	0								
										0	0	0	0	0	0	0								
										1	0	0	0	0	0	0								
Inning Stats	R: 0 E: 0 K: 0 S: 4	H: 1 LOB: 1 BB: 0 P: 4	R: 0 E: 0 K: 0 S: 3	H: 1 LOB: 0 BB: 0 P: 3	R: 0 E: 0 K: 1 S: 5	H: 0 LOB: 0 BB: 0 P: 5	R: 0 E: 0 K: 0 S: 3	H: 0 LOB: 0 BB: 0 P: 3	R: 2 E: 0 K: 0 S: 6	H: 3 LOB: 1 BB: 0 P: 6	R: 0 E: 0 K: 0 S: 3	H: 0 LOB: 0 BB: 0 P: 3	R: 0 E: 0 K: 0 S: 4	H: 2 LOB: 2 BB: 0 P: 4	R: 1 E: 0 K: 1 S: 7	H: 2 LOB: 1 BB: 0 P: 7	R: 0 E: 0 K: 1 S: 5	H: 0 LOB: 0 BB: 0 P: 5	1B: 5 2B: 2 3B: 2 HR: 0	SF: 2 SAC: 0 DP: 2 HBP: 0	WP: 0 PB: 0 SB: 0 CS: 0	PA: 34		
PITCHER	IP WLS BF H R ER SO BB IBB HBP BLK WP HR S P ERA WHIP	IP WLS BF H R ER SO BB IBB HBP BLK WP HR S P ERA WHIP	IP WLS BF H R ER SO BB IBB HBP BLK WP HR S P ERA WHIP	IP WLS BF H R ER SO BB IBB HBP BLK WP HR S P ERA WHIP	IP WLS BF H R ER SO BB IBB HBP BLK WP HR S P ERA WHIP	IP WLS BF H R ER SO BB IBB HBP BLK WP HR S P ERA WHIP	IP WLS BF H R ER SO BB IBB HBP BLK WP HR S P ERA WHIP	IP WLS BF H R ER SO BB IBB HBP BLK WP HR S P ERA WHIP	IP WLS BF H R ER SO BB IBB HBP BLK WP HR S P ERA WHIP	IP WLS BF H R ER SO BB IBB HBP BLK WP HR S P ERA WHIP	IP WLS BF H R ER SO BB IBB HBP BLK WP HR S P ERA WHIP	IP WLS BF H R ER SO BB IBB HBP BLK WP HR S P ERA WHIP	IP WLS BF H R ER SO BB IBB HBP BLK WP HR S P ERA WHIP	IP WLS BF H R ER SO BB IBB HBP BLK WP HR S P ERA WHIP	IP WLS BF H R ER SO BB IBB HBP BLK WP HR S P ERA WHIP	IP WLS BF H R ER SO BB IBB HBP BLK WP HR S P ERA WHIP	IP WLS BF H R ER SO BB IBB HBP BLK WP HR S P ERA WHIP	IP WLS BF H R ER SO BB IBB HBP BLK WP HR S P ERA WHIP	IP WLS BF H R ER SO BB IBB HBP BLK WP HR S P ERA WHIP	IP WLS BF H R ER SO BB IBB HBP BLK WP HR S P ERA WHIP	IP WLS BF H R ER SO BB IBB HBP BLK WP HR S P ERA WHIP	IP WLS BF H R ER SO BB IBB HBP BLK WP HR S P ERA WHIP	IP WLS BF H R ER SO BB IBB HBP BLK WP HR S P ERA WHIP	
Mike Torrez, R ERA: 3.75 Chuck Taylor, R ERA: 2.09 (1, 1) (9, 1)	8.0 1.0	WLS W 3	BF 31 3	H 9 0	R 3 0	ER 3 0	SO 3 1	BB 3 0	IBB 0 0	HBP 0 0	BLK 0 0	WP 0 0	HR 0 5	S 35 5	P 35 5	ERA 0.00 0.000	WHIP 1.125							

Montreal Expos @ Houston Astros
Astrodome, Houston, TX
Wed Jun 05 1974, 8:05 PM EDT
Att: 10,472 - Dome

AB	32
R	3
H	9
RBI	3
BB	0
SO	3
LOB	9



Batter	1	2	3	4	5	6	7	8	9	AB	R	H	RBI	BB	SO	LOB	TOP					
Ron Hunt, R (1,5) OBP: 0.397, SLG: 0.225	4-0 HBP BB		0-0 1B			0-0 F9		0-0 5-3		3	0	1	0	1	0	0						
Larry Lintz, S (1,4) OBP: 0.333, SLG: 0.338	1-0		0-3 K			0-3 K			0-0 5-3	0	0	0	0	0	0	0						
Jim Cox, R (1,4) OBP: 0.273, SLG: 0.274	1-2 G4-3 HBP									2	0	0	0	0	2	1						
Bob Bailey, R (9,PH) OBP: 0.401, SLG: 0.401										1	0	0	0	0	0	0						
Willie Davis, L (1,8) OBP: 0.351, SLG: 0.425	0-3 K		0-0 F3			0-0 1B			0-0 2B	4	0	2	0	0	1	3						
Ken Singleton, S (1,9) OBP: 0.416, SLG: 0.358	0-0 G4-3					0-0 F7			0-0 6-3	4	0	0	0	0	0	4						
Ron Fairly, L (1,3) OBP: 0.360, SLG: 0.398		4-0 FC6-4 BB				0-0 F3			0-3 K	3	0	0	0	1	1	1						
Boots Day, L (1,7) OBP: 0.387, SLG: 0.333		0-0 F9				0-0 F8			0-0 4-3	3	0	0	0	0	0	1						
Tim Foli, R (1,6) OBP: 0.309, SLG: 0.304		0-0 FC6-4 BLK				0-3 K			0-0 6-3	3	0	0	0	0	1	1						
Terry Humphrey, R (1,2) OBP: 0.235, SLG: 0.271		0-3 K				0-0 F5			0-0 4-3	2	0	0	0	0	1	1						
Bob Stinson, S (8,PH) OBP: 0.462, SLG: 0.636		1-2 K								1	0	0	0	0	0	0						
Steve Renko, R (1,1) OBP: 0.222, SLG: 0.192			0-3 K			0-0 4-3			0-0 F6	2	0	0	0	0	1	0						
Mike Jorgensen, L (8,PH) OBP: 0.444, SLG: 0.345										1	0	0	0	0	0	0						
John Montague, R (8,1) OBP: 0.401, SLG: 0.401										0	0	0	0	0	0	0						
Inning Stats	R: 0 E: 0 K: 1 S: 4	H: 0 LOB: 1 BB: 1 P: 9	R: 0 E: 0 K: 1 S: 5	H: 0 LOB: 1 BB: 1 P: 9	R: 0 E: 0 K: 2 S: 8	H: 1 LOB: 0 BB: 0 P: 8	R: 0 E: 0 K: 0 S: 3	H: 0 LOB: 0 BB: 0 P: 3	R: 0 E: 0 K: 1 S: 5	H: 0 LOB: 0 BB: 0 P: 5	R: 0 E: 0 K: 1 S: 6	H: 1 LOB: 1 BB: 0 P: 6	R: 0 E: 0 K: 1 S: 5	H: 0 LOB: 0 BB: 0 P: 5	R: 0 E: 0 K: 0 S: 3	H: 0 LOB: 0 BB: 0 P: 3	R: 0 E: 0 K: 0 S: 4	H: 1 LOB: 1 BB: 0 P: 4	1B: 2 2B: 1 3B: 0 HR: 0	SF: 0 SAC: 0 DP: 1 HBP: 1	WP: 0 PB: 0 SB: 0 CS: 0	PA: 32
PITCHER Larry Dierker, R (1,1) ERA: 2.27	IP: 9.0 WLS: W BF: 32 H: 3 R: 0 ER: 0 SO: 7 BB: 2 IBB: 0 HBP: 1 BLK: 1 WP: 0 HR: 0 S: 43 P: 52 ERA: 0.00 WHIP: 0.556															PITCHER	IP: 9.0 WLS: W BF: 32 H: 3 R: 0 ER: 0 SO: 7 BB: 2 IBB: 0 HBP: 1 BLK: 1 WP: 0 HR: 0 S: 43 P: 52 ERA: 0.00 WHIP: 0.556					

Montreal Expos @ Houston Astros
Astrodome, Houston, TX
Thu Jun 06 1974, 8:05 PM EDT
Att: 8,029 - Dome

AB	29
R	0
H	3
RBI	0
BB	2
SO	7
LOB	12



Batter	1	2	3	4	5	6	7	8	9	AB	R	H	RBI	BB	SO	LOB	BOTTOM			
Greg Gross, L (1,9) OBP: 0.439, SLG: 0.425	0-0 FC1-6 1B		0-0 4-3			0-0 6-3		0-0 4-3		4	0	1	0	0	0	2				
Roger Metzger, S (1,6) OBP: 0.317, SLG: 0.322	0-0 FC1-6		0-3 K			0-0 F8		0-0 G3		4	0	0	0	0	1	2				
Cesar Cedeno, R (1,8) OBP: 0.367, SLG: 0.528	0-0 F8		0-0 5-3			0-0 F8		0-3 K		4	0	0	0	0	1	2				
Bob Watson, R (1,7) OBP: 0.380, SLG: 0.392	0-3 K		0-0 F8			0-0 L7		0-0 G3		4	0	0	0	0	1	1				
Bob Gallagher, L (9,9) OBP: 0.245, SLG: 0.217										0	0	0	0	0	0	0				
Lee May, R (1,3) OBP: 0.304, SLG: 0.453			0-0 5-3			0-0 HR		0-0 HR		3	2	2	2	0	0	0				
Johnny Edwards, L (1,2) OBP: 0.274, SLG: 0.339			0-0 2B 1B			0-0 G3		0-0 4-3		3	1	1	0	0	0	0				
Doug Rader, R (1,5) OBP: 0.332, SLG: 0.395			0-0 2B 1B			0-3 K		0-0 F8		3	1	1	1	0	1	0				
Denis Menke, R (7,5) OBP: 0.217, SLG: 0.158			1-H WP 2B							0	0	0	0	0	0	0				
Tommy Helms, R (1,4) OBP: 0.326, SLG: 0.401			4-0 4-3 WP BB			0-0 L8		0-0 6-3		2	0	0	0	1	0	0				
Larry Dierker, R (1,1) OBP: 0.192, SLG: 0.231			3-H 4-3			0-0 2B		0-0 6-3		3	0	1	0	0	0	1				
Inning Stats	R: 0 E: 0 K: 1 S: 6	H: 1 LOB: 1 BB: 0 P: 6	R: 2 E: 0 K: 0 S: 5	H: 2 LOB: 1 BB: 1 P: 9	R: 0 E: 0 K: 1 S: 5	H: 0 LOB: 0 BB: 0 P: 5	R: 1 E: 0 K: 1 S: 6	H: 1 LOB: 0 BB: 0 P: 6	R: 0 E: 0 K: 0 S: 4	H: 1 LOB: 1 BB: 0 P: 4	R: 1 E: 0 K: 0 S: 4	H: 1 LOB: 0 BB: 0 P: 4	R: 0 E: 0 K: 0 S: 3	H: 0 LOB: 0 BB: 0 P: 3	R: 0 E: 0 K: 1 S: 5	H: 0 LOB: 0 BB: 0 P: 5	1B: 2 2B: 2 3B: 0 HR: 2	SF: 0 SAC: 0 DP: 0 HBP: 0	WP: 2 PB: 0 SB: 0 CS: 0	PA: 31
PITCHER Steve Renko, R (1,1) ERA: 4.85	IP: 7.0 WLS: L BF: 28 H: 6 R: 4 ER: 4 SO: 4 BB: 1 IBB: 0 HBP: 0 BLK: 0 WP: 2 HR: 2 S: 33 P: 37 ERA: 5.14 WHIP: 1.000															PITCHER	IP: 7.0 WLS: L BF: 28 H: 6 R: 4 ER: 4 SO: 4 BB: 1 IBB: 0 HBP: 0 BLK: 0 WP: 2 HR: 2 S: 33 P: 37 ERA: 5.14 WHIP: 1.000			
John Montague, R (8,1) ERA: 2.09	IP: 1.0 WLS: L BF: 3 H: 0 R: 0 ER: 0 SO: 1 BB: 0 IBB: 0 HBP: 0 BLK: 0 WP: 0 HR: 0 S: 5 P: 5 ERA: 0.00 WHIP: 0.000															PITCHER	IP: 1.0 WLS: L BF: 3 H: 0 R: 0 ER: 0 SO: 1 BB: 0 IBB: 0 HBP: 0 BLK: 0 WP: 0 HR: 0 S: 5 P: 5 ERA: 0.00 WHIP: 0.000			

Montreal Expos @ Houston Astros
Astrodome, Houston, TX
Thu Jun 06 1974, 8:05 PM EDT
Att: 8,029 - Dome

AB	30
R	4
H	6
RBI	3
BB	1
SO	4
LOB	8



Batter	1	2	3	4	5	6	7	8	9	AB	R	H	RBI	BB	SO	LOB	TOP			
Ron Hunt, R OBP: 0.349, SLG: 0.218 (1, 5)										4	0	0	0	0	1	0	Montreal Expos @ Atlanta Braves Atlanta Stadium, Atlanta, GA Fri Jun 07 1974, 7:05 PM EDT Att: 6,518 - Unknown			
Tim Foli, R OBP: 0.307, SLG: 0.302 (1, 6)										4	0	1	0	0	1	0				
Willie Davis, L OBP: 0.349, SLG: 0.418 (1, 8)										3	0	0	0	1	0	1				
Ken Singleton, S OBP: 0.410, SLG: 0.352 (1, 9)										3	0	0	0	0	1	2				
Ron Fairly, L OBP: 0.368, SLG: 0.406 (1, 3)										3	0	2	0	0	0	0				
Bob Bailey, R OBP: 0.395, SLG: 0.393 (1, 7)										3	0	0	0	0	0	3				
Jim Cox, R OBP: 0.268, SLG: 0.268 (1, 4)										3	0	0	0	0	0	0				
Terry Humphrey, R OBP: 0.226, SLG: 0.260 (8, PH)										2	0	0	0	0	1	0				
Bob Stinson, S OBP: 0.429, SLG: 0.583 (8, 2)										1	0	0	0	0	0	0				
Dennis Blair, R John Montague, R Boots Day, L Tom Walker, R Hal Breeden, R Donald DeMola, R (1, 1) (3, 1) (6, PH) (6, 1) (8, PH) (8, 1)										1	0	0	0	0	1	0				
Inning Stats	R: 0 E: 0 K: 1 S: 5	H: 0 LOB: 0 BB: 0 P: 5	R: 0 E: 0 K: 0 S: 3	H: 1 LOB: 0 BB: 0 P: 3	R: 0 E: 0 K: 1 S: 5	H: 0 LOB: 0 BB: 0 P: 5	R: 0 E: 0 K: 1 S: 5	H: 0 LOB: 1 BB: 1 P: 9	R: 0 E: 0 K: 0 S: 3	H: 0 LOB: 0 BB: 0 P: 3	R: 0 E: 0 K: 0 S: 7	H: 2 LOB: 2 BB: 0 P: 7	R: 0 E: 0 K: 0 S: 3	H: 0 LOB: 0 BB: 0 P: 3	R: 0 E: 0 K: 0 S: 3	H: 0 LOB: 0 BB: 0 P: 3	1B: 3 2B: 0 3B: 0 HR: 0		SF: 0 SAC: 0 DP: 1 HBP: 0	WP: 0 PB: 0 SB: 0 CS: 0
PITCHER Buzz Capra, R ERA: 1.18 (1, 1)	IP: 9.0 WLS: W BF: 30 H: 3 R: 0 ER: 0 SO: 5 BB: 1 IBB: 0 HBP: 0 BLK: 0 WP: 0 HR: 0 S: 39 P: 43 ERA: 0.00 WHIP: 0.444																			

Batter	1	2	3	4	5	6	7	8	9	AB	R	H	RBI	BB	SO	LOB	BOTTOM			
Ralph Garr, L OBP: 0.415, SLG: 0.549 (1, 7)										3	1	2	0	0	0	0	Montreal Expos @ Atlanta Braves Atlanta Stadium, Atlanta, GA Fri Jun 07 1974, 7:05 PM EDT Att: 6,518 - Unknown			
Darrell Evans, L OBP: 0.372, SLG: 0.370 (1, 5)										3	1	2	2	2	0	0				
Dusty Baker Jr., R OBP: 0.348, SLG: 0.414 (1, 9)										4	0	0	1	0	1	6				
Mike Lum, L OBP: 0.289, SLG: 0.398 (1, 3)										5	0	2	2	0	1	4				
Davey Johnson, R OBP: 0.354, SLG: 0.442 (1, 4)										4	0	1	0	0	1	3				
Rowland Office, L OBP: 0.267, SLG: 0.407 (1, 8)										3	0	0	0	1	0	2				
Johnny Oates, L OBP: 0.306, SLG: 0.293 (1, 2)										3	1	1	0	1	0	2				
Craig Robinson, R OBP: 0.278, SLG: 0.244 (1, 6)										4	0	1	0	0	1	4				
Buzz Capra, R OBP: 0.227, SLG: 0.105 (1, 1)										3	2	1	0	1	1	4				
Inning Stats	R: 1 E: 1 K: 0 S: 4	H: 1 LOB: 1 BB: 1 P: 8	R: 2 E: 0 K: 1 S: 7	H: 2 LOB: 2 BB: 1 P: 12	R: 0 E: 0 K: 2 S: 8	H: 1 LOB: 3 BB: 2 P: 16	R: 0 E: 0 K: 0 S: 3	H: 0 LOB: 0 BB: 0 P: 3	R: 0 E: 2 K: 0 S: 6	H: 3 LOB: 1 BB: 0 P: 6	R: 0 E: 1 K: 0 S: 4	H: 0 LOB: 1 BB: 0 P: 4	R: 0 E: 0 K: 1 S: 5	H: 1 LOB: 2 BB: 1 P: 9	R: 0 E: 0 K: 0 S: 1	H: 1 LOB: 2 BB: 1 P: 9		1B: 10 2B: 1 3B: 0 HR: 0	SF: 1 SAC: 1 DP: 2 HBP: 1	WP: 1 PB: 0 SB: 3 CS: 1
PITCHER Dennis Blair, R ERA: 4.0 John Montague, R ERA: 1.89 Tom Walker, R ERA: 3.12 Donald DeMola, R ERA: 4.33	IP: 2.2 WLS: L BF: 17 H: 4 R: 3 ER: 3 SO: 2 BB: 0 IBB: 0 HBP: 0 BLK: 0 WP: 0 HR: 0 S: 16 P: 33 ERA: 10.12 WHIP: 2.625																			

Batter	1	2	3	4	5	6	7	8	9	AB	R	H	RBI	BB	SO	LOB	TOP			
Bob Bailey, R (1, 5) OBP: 0.402, SLG: 0.395										4	0	2	0	1	2	0	Montreal Expos @ Atlanta Braves Atlanta Stadium, Atlanta, GA Sun Jun 09 1974, 3:33 AM EDT Unknown			
Tim Foli, R (1, 6) OBP: 0.298, SLG: 0.293										5	0	1	1	0	0	3				
Willie Davis, L (1, 8) OBP: 0.335, SLG: 0.400										5	0	0	0	0	0	5				
Ken Singleton, S (1, 9) OBP: 0.428, SLG: 0.385										4	0	4	1	0	0	0				
Mike Jorgensen, L (1, 3) OBP: 0.450, SLG: 0.344										3	0	1	0	1	1	3				
Boots Day, L (1, 7) OBP: 0.361, SLG: 0.313										4	1	1	0	0	0	4				
Jim Cox, R (1, 4) OBP: 0.267, SLG: 0.265										4	0	1	0	0	1	4				
Terry Humphrey, R (1, 2) OBP: 0.218, SLG: 0.250										2	0	0	0	0	0	2				
Ron Fairly, L (7, PH) OBP: 0.369, SLG: 0.406										1	0	0	0	0	1	2				
Bob Stinson, S (7, 2) OBP: 0.421, SLG: 0.500										1	0	0	0	0	0	2				
Ernie McAnally, R (1, 1) OBP: 0.095, SLG: 0.050										2	0	0	0	0	1	0				
Ron Hunt, R (8, PH) OBP: 0.348, SLG: 0.218										0	1	0	0	0	0	0				
Tom Walker, R (8, 1) OBP: 0.360, SLG: 0.365										0	0	0	0	0	0	0				
Hal Breeden, R (8, PH) OBP: 0.360, SLG: 0.365										1	0	0	0	0	1	2				
Inning Stats	R: 0 E: 0 K: 1 S: 5	H: 0 LOB: 0 BB: 0 P: 5	R: 0 E: 0 K: 0 S: 4	H: 1 LOB: 2 BB: 1 P: 8	R: 0 E: 0 K: 0 S: 3	H: 1 LOB: 0 BB: 0 P: 3	R: 0 E: 0 K: 0 S: 4	H: 2 LOB: 1 BB: 0 P: 4	R: 0 E: 0 K: 1 S: 5	H: 0 LOB: 0 BB: 0 P: 5	R: 0 E: 0 K: 3 S: 11	H: 1 LOB: 2 BB: 0 P: 11	R: 1 E: 0 K: 0 S: 5	H: 2 LOB: 2 BB: 0 P: 6	R: 1 E: 0 K: 1 S: 8	H: 3 LOB: 3 BB: 1 P: 12	1B: 9 2B: 1 3B: 0 HR: 0	SF: 0 SAC: 0 DP: 1 HBP: 1	WP: 0 PB: 0 SB: 0 CS: 0	PA: 39
PITCHER	IP WLS BF H R ER SO BB IBB HBP BLK WP HR S P ERA WHIP																			
Phil Niekro, R (1, 1) ERA: 2.89	8.0 W 33 8 2 2 6 1 0 1 0 0 0 43 48 2.25 1.125																			
Danny Frisella, R (9, 1) ERA: 4.87	1.0 S 6 2 0 0 1 1 0 0 0 0 0 0 7 11 0.00 3.000																			

AB	36
R	2
H	10
RBI	2
BB	2
SO	7
LOB	27



Batter	1	2	3	4	5	6	7	8	9	AB	R	H	RBI	BB	SO	LOB	BOTTOM			
Ralph Garr, L (1, 9) OBP: 0.422, SLG: 0.560										4	0	3	1	0	0	2	Montreal Expos @ Atlanta Braves Atlanta Stadium, Atlanta, GA Sun Jun 09 1974, 3:33 AM EDT Unknown			
Darrell Evans, L (1, 5) OBP: 0.387, SLG: 0.362										3	0	0	0	1	0	3				
Dusty Baker Jr., R (1, 8) OBP: 0.353, SLG: 0.405										3	0	0	0	1	1	2				
Hank Aaron, R (1, 7) OBP: 0.317, SLG: 0.520										3	0	0	0	0	0	1				
Rowland Office, L (7, 8) OBP: 0.264, SLG: 0.402										1	0	0	0	0	0	2				
Davey Johnson, R (1, 4) OBP: 0.352, SLG: 0.432										2	1	0	0	1	1	0				
Mike Lum, L (1, 3) OBP: 0.289, SLG: 0.412										2	1	0	0	1	1	0				
Johnny Oates, L (1, 2) OBP: 0.305, SLG: 0.292										2	0	0	0	0	0	0				
Craig Robinson, R (1, 6) OBP: 0.271, SLG: 0.237										3	0	0	1	0	1	1				
Phil Niekro, R (1, 1) OBP: 0.268, SLG: 0.293										3	1	1	1	0	1	0				
Danny Frisella, L (9, 1) ERA: 3.0										0	0	0	0	0	0	0				
Inning Stats	R: 0 E: 0 K: 0 S: 3	H: 1 LOB: 0 BB: 0 P: 3	R: 1 E: 1 K: 1 S: 6	H: 0 LOB: 0 BB: 0 P: 5	R: 1 E: 1 K: 1 S: 6	H: 1 LOB: 0 BB: 0 P: 6	R: 0 E: 0 K: 0 S: 2	H: 0 LOB: 0 BB: 1 P: 6	R: 2 E: 0 K: 0 S: 5	H: 1 LOB: 2 BB: 2 P: 13	R: 0 E: 0 K: 1 S: 3	H: 0 LOB: 0 BB: 0 P: 3	R: 0 E: 0 K: 2 S: 8	H: 1 LOB: 2 BB: 1 P: 12	R: 0 E: 0 K: 2 S: 8	H: 1 LOB: 2 BB: 1 P: 12		1B: 3 2B: 0 3B: 1 HR: 0	SF: 0 SAC: 1 DP: 1 HBP: 0	WP: 0 PB: 0 SB: 0 CS: 2
PITCHER	IP WLS BF H R ER SO BB IBB HBP BLK WP HR S P ERA WHIP																			
Ernie McAnally, R (1, 1) ERA: 3.84	7.0 L 26 3 3 2 3 3 0 0 0 0 0 0 29 41 2.57 0.857																			
Tom Walker, R (8, 1) ERA: 3.0	1.0 5 1 0 0 2 0 1 0 0 0 0 0 8 12 0.00 1.000																			



Batter	1	2	3	4	5	6	7	8	9	AB	R	H	RBI	BB	SO	LOB	TOP
Ron Hunt, R OBP: 0.361, SLG: 0.227	0-0 FC1-6 1B	1-0 FC6-4 HBP		4-0 L3 BB		0-0 F8	0-0 L3 1B			3	0	2	0	1	0	0	Montreal Expos @ Atlanta Braves Atlanta Stadium, Atlanta, GA Sun Jun 09 1974, 3:38 AM EDT Att: 20,138 - Unknown
Tim Foli, R OBP: 0.295, SLG: 0.298	0-0 FC1-6 2B	0-0 FC6-4 1B		0-0 L3		0-0 L3	0-0 L3 2B			5	1	1	0	0	0	5	
Willie Davis, L OBP: 0.346, SLG: 0.412	0-0 BB 1B	0-0 1B			4-0 CS BB	0-0 E PB 1B		0-0 F9		4	2	3	1	1	0	0	
Ken Singleton, S OBP: 0.423, SLG: 0.378	4-0 BB 1B	0-0 4-3			0-0 F8	0-0 SF9		0-0 4-3		3	1	0	1	1	0	3	
Ron Fairly, L OBP: 0.386, SLG: 0.437	4-0 1B BB			0-0 HR	4-0 1B BB	4-0 1B BB		0-0 1-3		2	2	1	1	3	0	0	
Bob Bailey, R OBP: 0.407, SLG: 0.398	0-0 1B			0-0 4-3	0-0 1B BB	4-0 1B BB		0-0 4-3		4	0	2	2	1	0	0	
Ron Woods, R OBP: 0.300, SLG: 0.167	0-0 1B			0-0 4-3	0-0 1B	0-0 1B BB		0-0 4-3		0	0	0	0	0	0	0	
Jim Cox, R OBP: 0.271, SLG: 0.269	0-0 F8			0-0 F8	0-0 1B	0-0 1B FC5-4		0-0 F8		5	0	2	1	0	0	2	
Barry Foote, R OBP: 0.285, SLG: 0.333		0-0 FC6-4 HBP 1B	0-0 6-3		4-0 1B BB	0-0 FC5-4		0-3 K		4	1	1	0	1	1	3	
Mike Torrez, R OBP: 0.074, SLG: 0.038		0-0 F2		0-3 K	0-3 K			0-0 4-3		4	0	0	0	0	2	4	
Inning Stats	R: 2 E: 0 K: 0 S: 5	H: 3 LOB: 2 BB: 2 P: 13	R: 1 E: 0 K: 0 S: 5	H: 2 LOB: 2 BB: 0 P: 6	R: 1 E: 0 K: 0 S: 4	H: 1 LOB: 0 BB: 0 P: 4	R: 0 E: 0 K: 1 S: 4	H: 0 LOB: 0 BB: 1 P: 8	R: 1 E: 0 K: 1 S: 6	H: 2 LOB: 3 BB: 2 P: 18	R: 0 E: 0 K: 0 S: 3	H: 1 LOB: 0 BB: 0 P: 3	R: 0 E: 0 K: 1 S: 5	H: 0 LOB: 0 BB: 0 P: 5	1B: 9 2B: 4 3B: 0 HR: 1	SF: 1 SAC: 0 DP: 2 HBP: 1	WP: 0 PA: 44 PB: 1 SB: 0 CS: 1
PITCHER	IP WLS BF H R ER SO BB IBB HBP BLK WP HR S P ERA WHIP																
Roric Harrison, R ERA: 4.89	(1, 1) 4.0 L 21 6 5 5 1 4 0 0 0 0 0 1 18 35 11.25 2.500																
Lew Krausse, R ERA: 5.19	(5, 1) 1.2 13 5 2 2 1 4 0 0 0 0 0 0 11 27 10.80 5.400																
Max Leon, R ERA:	(6, 1) 2.1 7 1 0 0 0 0 0 0 0 0 0 0 7 7 0.00 0.429																
Jack Aker, R ERA: 4.02	(9, 1) 1.0 3 0 0 0 1 0 0 0 0 0 0 0 5 5 0.00 0.000																

AB	34
R	7
H	12
RBI	6
BB	8
SO	3
LOB	17




Batter	1	2	3	4	5	6	7	8	9	AB	R	H	RBI	BB	SO	LOB	BOTTOM		
Ralph Garr, L OBP: 0.414, SLG: 0.549	0-0 F4		0-0 6-3	0-0 FC1-6 2-3			0-0 F8		0-0 FC6-4 1-2	5	0	0	0	0	0	2	Montreal Expos @ Atlanta Braves Atlanta Stadium, Atlanta, GA Sun Jun 09 1974, 3:38 AM EDT Att: 20,138 - Unknown		
Darrell Evans, L OBP: 0.385, SLG: 0.365	0-0 1B 2B		0-0 3-1	0-0 4-3			0-0 4-3			4	1	1	0	0	0	1			
Rowland Office, L OBP: 0.275, SLG: 0.419	0-0 2B 1B		0-0 1B 2B		0-0 4-3			0-0 F8		4	1	2	1	0	0	0			
Mike Lum, L OBP: 0.295, SLG: 0.410	0-0 F8		0-0 1B 1B	0-0 1B BB	4-0 G6-4-3			0-3 K		3	1	1	1	1	1	1			
Frank Tepedino, L OBP: 0.271, SLG: 0.266	0-0 1B		0-0 PB 1B		0-0 G6-4-3			0-0 1B		3	0	2	0	0	0	1			
Max Leon, R ERA: 5.19	0-0 1B		0-0 PB 1B		0-0 G6-4-3 1-2			0-0 1B		0	0	0	0	0	0	0			
Norm Miller, L OBP: 0.333, SLG: 0.400	0-0 2B		0-0 1B		0-0 G6-4-3 1-2			0-0 1B		1	0	1	0	0	0	0			
Jack Aker, R ERA: 4.02	0-0 2B		0-0 1B		0-0 G6-4-3 1-2			0-0 1B		0	0	0	0	0	0	0			
Johnny Oates, L OBP: 0.303, SLG: 0.291	0-0 6-3		0-0 PB 1B		0-0 4-3			0-3 K		4	0	1	1	0	1	3			
Marty Perez, R OBP: 0.367, SLG: 0.404		0-0 F4	0-0 4-3		0-0 5-3			4-0 FC6-4 BB		3	0	0	0	1	0	2			
Craig Robinson, R OBP: 0.269, SLG: 0.236		0-0 F8		0-0 FC1-6 SH5-4 1B				0-0 4-3		1	0	0	0	0	0	0			
Leo Foster, R OBP: 0.276, SLG: 0.412		0-0 F8		0-0 FC1-6 SH5-4 1B				0-0 4-3		3	0	1	0	0	0	1			
Roric Harrison, R OBP: 0.185, SLG: 0.240		0-3 K		0-0 SH5-4				0-3 K		1	0	0	0	0	1	0			
Lew Krausse, R ERA: 5.19		0-3 K		0-0 SH5-4				0-3 K		0	0	0	0	0	0	0			
Ivan Murrell, R OBP: 0.259, SLG: 0.255		0-3 K		0-0 SH5-4				0-3 K		2	0	0	0	0	1	1			
Inning Stats	R: 1 E: 0 K: 0 S: 6	H: 3 LOB: 2 BB: 0 P: 6	R: 0 E: 0 K: 1 S: 5	H: 0 LOB: 0 BB: 0 P: 5	R: 2 E: 0 K: 0 S: 7	H: 4 LOB: 2 BB: 0 P: 7	R: 0 E: 0 K: 0 S: 4	H: 1 LOB: 1 BB: 0 P: 4	R: 0 E: 0 K: 0 S: 2	H: 0 LOB: 0 BB: 1 P: 6	R: 0 E: 0 K: 0 S: 3	H: 0 LOB: 0 BB: 0 P: 3	R: 0 E: 0 K: 2 S: 8	H: 1 LOB: 1 BB: 0 P: 8	R: 0 E: 0 K: 1 S: 5	H: 0 LOB: 1 BB: 1 P: 9	1B: 6 2B: 3 3B: 0 HR: 0	SF: 0 SAC: 1 DP: 1 HBP: 0	WP: 0 PA: 37 PB: 1 SB: 0 CS: 0
PITCHER	IP WLS BF H R ER SO BB IBB HBP BLK WP HR S P ERA WHIP																		
Mike Torrez, R ERA: 3.66	(1, 1) 9.0 W 37 9 3 3 4 2 0 0 0 0 0 0 43 51 3.00 1.222																		




Batter	1	2	3	4	5	6	7	8	9	AB	R	H	RBI	BB	SO	LOB	TOP					
Pete Rose, S OBP: 0.380, SLG: 0.382 (1,7)	F7		1B		4-3			FC5-4 BB		3	0	1	0	1	0	1	Cincinnati Reds @ Montreal Expos Jarry Park, Montreal, QB Mon Jun 10 1974, 7:05 PM EDT Att: 14,192 - Unknown					
Joe Morgan, L OBP: 0.448, SLG: 0.472 (1,4)	5-3		F4		1-3			F9		4	0	0	0	0	0	3						
Johnny Bench, R OBP: 0.395, SLG: 0.528 (1,2)	FC4-6 1B		F4					FC5-4 1-2		4	0	2	0	0	0	2						
Tony Perez, R OBP: 0.371, SLG: 0.520 (1,3)	FC4-6 1-2				G4-6-3 1B			L6 2H		4	0	2	0	0	0	1						
Dan Driessen, L OBP: 0.344, SLG: 0.373 (1,5)		4-3			G4-6-3 1-2			L6 2-3		3	0	0	0	0	0	2						
Terry Crowley, L OBP: 0.236, SLG: 0.327 (1,9)		E4			4-3			F7		3	0	0	0	0	0	0						
Cesar Geronimo, L OBP: 0.402, SLG: 0.500 (1,8)		F7						4-3		3	1	1	1	0	0	1						
Dave Concepcion, R OBP: 0.321, SLG: 0.396 (1,6)		K						E2 FC1-6 1B		3	0	2	0	0	1	1						
Jack Billingham, R OBP: 0.042, SLG: 0.042 (1,1)					F9			F8		2	0	0	0	0	0	1						
Merv Rettenmund, R OBP: 0.343, SLG: 0.415 (8, PH)								FC1-6 4-3		1	0	0	0	0	0	0						
Tom Hall, L (8, 1)										0	0	0	0	0	0	0						
Inning Stats	R: 0 E: 0 K: 0 S: 4	H: 1 LOB: 1 BB: 0 P: 4	R: 0 E: 1 K: 1 S: 6	H: 0 LOB: 1 BB: 0 P: 6	R: 0 E: 0 K: 0 S: 4	H: 1 LOB: 1 BB: 0 P: 4	R: 0 E: 0 K: 0 S: 3	H: 1 LOB: 0 BB: 0 P: 3	R: 1 E: 1 K: 0 S: 5	H: 2 LOB: 1 BB: 0 P: 5	R: 0 E: 0 K: 0 S: 3	H: 2 LOB: 0 BB: 0 P: 3	R: 0 E: 0 K: 0 S: 3	H: 1 LOB: 1 BB: 0 P: 3	R: 0 E: 0 K: 0 S: 3	H: 0 LOB: 1 BB: 1 P: 7	R: 0 E: 0 K: 0 S: 1	H: 0 LOB: 0 BB: 0 P: 1	1B: 6 2B: 2 3B: 0 HR: 1	SF: 0 SAC: 0 DP: 2 HBP: 0	WP: 0 PB: 0 SB: 0 CS: 0	PA: 31
PITCHER	IP WLS BF H R ER SO BB IBB HBP BLK WP HR S P ERA WHIP																					
Steve Renko, R ERA: 4.46 (1,1)	7.2 W 29 8 1 1 1 1 1 0 0 0 0 1 30 34 1.17 1.174																					
Chuck Taylor, R ERA: 2.11 (8,1)	0.2 S 2 0 0 0 0 0 0 0 0 0 0 0 2 2 0.00 0.000																					

AB	30
R	1
H	8
RBI	1
BB	1
SO	1
LOB	12



Batter	1	2	3	4	5	6	7	8	9	AB	R	H	RBI	BB	SO	LOB	BOTTOM			
Ron Hunt, R OBP: 0.366, SLG: 0.230 (1,5)	1B SH1-4		SH3-4		4-3			FC6-4 BB		2	0	1	0	1	0	0	Cincinnati Reds @ Montreal Expos Jarry Park, Montreal, QB Mon Jun 10 1974, 7:05 PM EDT Att: 14,192 - Unknown			
Pepe Frias, R OBP: 0.125, SLG: 0.188 (8,5)	1B							FC6-4 1-2		0	0	0	0	0	0	0				
Tim Foli, R OBP: 0.295, SLG: 0.298 (1,6)	SH1-4		FC					FC6-4 1-2		3	0	1	0	0	0	2				
Willie Davis, L OBP: 0.344, SLG: 0.411 (1,8)	G6-4-3 1B		FC					F9		4	0	1	1	0	0	1				
Ken Singleton, S OBP: 0.415, SLG: 0.369 (1,9)	G6-4-3 1-2		K					E4		4	0	0	0	0	1	3				
Ron Fairly, L OBP: 0.385, SLG: 0.434 (8, PH)			L6-3 1B		6-3			G3		3	0	1	0	0	0	1				
Hal Breeden, R OBP: 0.350, SLG: 0.359 (8, PH)								F5		1	0	0	0	0	0	0				
Mike Jorgensen, L OBP: 0.450, SLG: 0.344 (9,3)								F5		0	0	0	0	0	0	0				
Bob Bailey, R OBP: 0.406, SLG: 0.402 (1,7)								F5		3	1	1	0	0	0	1				
Ron Woods, R OBP: 0.300, SLG: 0.167 (8,7)								3B 2B		0	0	0	0	0	0	0				
Jim Cox, R OBP: 0.267, SLG: 0.264 (1,4)			1-4-3		6-3			K		3	0	0	0	0	1	1				
Barry Foote, R OBP: 0.286, SLG: 0.362 (1,2)								1-4-3		3	1	1	1	0	0	1				
Steve Renko, R OBP: 0.267, SLG: 0.286 (1,1)								1-4-3		2	1	1	1	1	0	0				
Chuck Taylor, R OBP: 0.200, SLG: 0.400 (8,1)			1B SH3-4 FC					1-3		0	0	0	0	0	0	0				
Inning Stats	R: 0 E: 0 K: 0 S: 4	H: 2 LOB: 1 BB: 0 P: 4	R: 0 E: 0 K: 0 S: 3	H: 1 LOB: 0 BB: 0 P: 3	R: 2 E: 0 K: 1 S: 7	H: 2 LOB: 1 BB: 1 P: 11	R: 0 E: 0 K: 0 S: 3	H: 0 LOB: 0 BB: 0 P: 3	R: 0 E: 0 K: 0 S: 4	H: 0 LOB: 0 BB: 0 P: 4	R: 1 E: 1 K: 1 S: 7	H: 2 LOB: 2 BB: 1 P: 11	R: 0 E: 0 K: 0 S: 3	H: 0 LOB: 0 BB: 0 P: 3	R: 0 E: 0 K: 0 S: 3	H: 0 LOB: 0 BB: 0 P: 3	1B: 4 2B: 2 3B: 1 HR: 1	SF: 1 SAC: 2 DP: 2 HBP: 0	WP: 0 PB: 0 SB: 0 CS: 0	PA: 32
PITCHER	IP WLS BF H R ER SO BB IBB HBP BLK WP HR S P ERA WHIP																			
Jack Billingham, R ERA: 4.04 (1,1)	7.0 L 29 7 3 3 2 2 0 0 0 0 1 31 39 3.86 1.286																			
Tom Hall, L ERA: 3.66 (8,1)	1.0 3 0 0 0 0 0 0 0 0 0 0 3 3 0.00 0.000																			

AB	28
R	3
H	7
RBI	3
BB	2
SO	2
LOB	10



Batter	1	2	3	4	5	6	7	8	9	AB	R	H	RBI	BB	SO	LOB	TOP								
Pete Rose, S OBP: 0.377, SLG: 0.376 (1, 7)	0-0 6-3			0-3 K	0-0 F7		0-0 1B		0-0 6-3	5	0	1	0	0	1	3	Cincinnati Reds @ Montreal Expos Jarry Park, Montreal, QB Wed Jun 12 1974, 7:05 PM EDT Att: 11,531 - Unknown								
Joe Morgan, L OBP: 0.452, SLG: 0.473 (1, 4)	4-0 CS BB		0-0 4-3 1B	0-0 K	0-3 K		0-0 F6			3	0	1	0	1	1	4									
Johnny Bench, R OBP: 0.393, SLG: 0.529 (1, 2)	0-0 5-3		0-0 4-3	0-0 4-3		0-0 1B SF7 2B		0-0 6-3		4	1	1	0	0	0	2									
Tony Perez, R OBP: 0.373, SLG: 0.514 George Foster, R OBP: 0.333, SLG: 0.386 (8, 9)		0-0 F8		0-0 P3		0-0 CS 1B		0-0 6-3		4	0	1	0	0	0	1									
Dan Driessen, L OBP: 0.343, SLG: 0.381 (8, 3)		0-0 F8		0-0 2B 1B		0-0 SF7		4-0 BB		2	1	1	1	1	0	0									
Terry Crowley, L OBP: 0.254, SLG: 0.357 Darrel Chaney, S OBP: 0.250, SLG: 0.240 (8, 5)		0-0 1-3		0-0 1B 2B		0-3 K		0-0 F7		4	1	1	0	0	1	2									
Cesar Geronimo, L OBP: 0.397, SLG: 0.481 (1, 8)			0-0 G5-4-3 1B		0-0 1B		0-3 K		0-0 5-3	4	0	2	1	0	1	0									
Dave Concepcion, R OBP: 0.323, SLG: 0.400 (1, 6)			0-0 G5-4-3		0-0 1B		0-0 1B SH2-4		0-0 2B	4	0	3	1	0	0	1									
Clay Kirby, R OBP: 0.194, SLG: 0.107 Clay Carroll, R OBP: 0.500, SLG: 0.500 (9, 1)			0-3 K		0-3 K		0-0 SH2-4		0-3 K	3	0	0	0	0	3	3									
Inning Stats	R: 0 E: 0 K: 0 S: 2	H: 0 LOB: 0 BB: 1 P: 6	R: 0 E: 0 K: 0 S: 3	H: 0 LOB: 0 BB: 0 P: 3	R: 0 E: 0 K: 1 S: 5	H: 1 LOB: 0 BB: 0 P: 5	R: 0 E: 0 K: 1 S: 6	H: 1 LOB: 1 BB: 0 P: 6	R: 2 E: 0 K: 2 S: 11	H: 4 LOB: 2 BB: 0 P: 11	R: 1 E: 0 K: 1 S: 6	H: 2 LOB: 1 BB: 0 P: 6	R: 0 E: 0 K: 0 S: 7	H: 0 LOB: 0 BB: 0 P: 7	R: 0 E: 0 K: 0 S: 3	H: 0 LOB: 1 BB: 1 P: 7		R: 0 E: 0 K: 1 S: 6	H: 1 LOB: 1 BB: 0 P: 6	1B: 8 2B: 4 3B: 0 HR: 0	SF: 1 SAC: 1 DP: 2 HBP: 0	WP: 0 PB: 0 SB: 1 CS: 2	PA: 37		
PITCHER	IP	WLS	BF	H	R	ER	SO	BB	IBB	HBP	BLK	WP	HR	S	P	ERA	WHIP								
Steve Rogers, R ERA: 4.87 John Montague, R ERA: 1.65	(1, 1)	7.0	L	29	10	3	3	6	1	0	0	0	0	40	44	3.86	1.571								
John Montague, R ERA: 1.65	(8, 1)	2.0		8	1	0	0	1	1	0	0	0	0	9	13	0.00	1.000								

AB	33
R	3
H	11
RBI	3
BB	2
SO	7
LOB	16



Batter	1	2	3	4	5	6	7	8	9	AB	R	H	RBI	BB	SO	LOB	BOTTOM								
Mike Jorgensen, L OBP: 0.469, SLG: 0.436 (1, 7)	0-0 P3		4-0 BB		0-0 1B		0-0 G4-6-3			3	0	1	0	1	0	2	Cincinnati Reds @ Montreal Expos Jarry Park, Montreal, QB Wed Jun 12 1974, 7:05 PM EDT Att: 11,531 - Unknown								
Tim Foli, R OBP: 0.291, SLG: 0.293 (1, 6)	0-0 1B		0-0 F9		0-0 5-3			0-0 2-3		4	0	1	0	0	0	2									
Willie Davis, L OBP: 0.348, SLG: 0.442 (1, 8)	0-0 1B		0-0 4-3			0-0 WP 1B		0-0 F3		4	0	2	0	0	0	1									
Ken Singleton, S OBP: 0.416, SLG: 0.370 (1, 9)	0-0 1B			4-0 2B BB		0-3 K		0-0 F7		3	0	1	0	1	1	1									
Ron Fairly, L OBP: 0.388, SLG: 0.456 Larry Lintz, S OBP: 0.333, SLG: 0.338 (9, PR)	0-0 G3			0-0 F9		0-3 K			0-0 FC1-6 1B	4	0	1	0	0	1	4									
Bob Bailey, R OBP: 0.398, SLG: 0.399 (1, 5)		0-0 6-3		0-0 WP 1B 2B		0-0 5-3			0-3 K	4	1	1	0	0	1	2									
Jim Cox, R OBP: 0.277, SLG: 0.272 (1, 4)		0-0 6-3		0-0 CS 1B			0-3 K		0-0 FC1-6	4	0	1	1	0	1	1									
Barry Foote, R OBP: 0.288, SLG: 0.360 Ron Hunt, R OBP: 0.369, SLG: 0.230 John Montague, R (8, 1)		0-0 F7		0-0 CS		0-3 K		4-0 BB BB		2	0	0	0	0	1	0									
Boots Day, L OBP: 0.342, SLG: 0.294 (9, PH)				1-2					0-3 K	1	0	0	0	0	1	1									
Steve Rogers, R OBP: 0.216, SLG: 0.147 Bob Stinson, S OBP: 0.450, SLG: 0.500 (7, PH)			0-0 6-3		0-0 2-3		4-0 BB		0-3 G4-6-3 BB	2	0	0	0	0	0	0									
Inning Stats	R: 0 E: 0 K: 0 S: 5	H: 3 LOB: 2 BB: 0 P: 5	R: 0 E: 0 K: 0 S: 3	H: 0 LOB: 0 BB: 0 P: 3	R: 0 E: 0 K: 0 S: 3	H: 0 LOB: 1 BB: 1 P: 7	R: 1 E: 0 K: 0 S: 3	H: 2 LOB: 0 BB: 1 P: 7	R: 0 E: 0 K: 1 S: 6	H: 1 LOB: 1 BB: 0 P: 6	R: 0 E: 0 K: 2 S: 8	H: 1 LOB: 1 BB: 0 P: 8	R: 0 E: 0 K: 1 S: 4	H: 0 LOB: 2 BB: 2 P: 12	R: 0 E: 0 K: 0 S: 3	H: 0 LOB: 0 BB: 0 P: 3	R: 0 E: 0 K: 2 S: 8	H: 1 LOB: 1 BB: 0 P: 8	1B: 7 2B: 1 3B: 0 HR: 0	SF: 0 SAC: 0 DP: 1 HBP: 0	WP: 2 PB: 0 SB: 0 CS: 1	PA: 36			
PITCHER	IP	WLS	BF	H	R	ER	SO	BB	IBB	HBP	BLK	WP	HR	S	P	ERA	WHIP								
Clay Kirby, R ERA: 3.83 Clay Carroll, R ERA: 3.0	(1, 1)	8.0	W	31	7	1	1	4	4	0	0	0	0	35	51	1.12	1.375								
Clay Carroll, R ERA: 3.0	(9, 1)	1.0		4	1	0	0	2	0	0	0	0	0	8	8	0.00	1.000								



Batter	1	2	3	4	5	6	7	8	9	AB	R	H	RBI	BB	SO	LOB	TOP					
Bobby Tolan, L OBP: 0.346, SLG: 0.392 (1, 9)	0-3 K	0-3 K		0-0 CS 1B		0-0 4-3			0-0 1-3	5	0	1	0	0	2	3						
Enzo Hernandez, R OBP: 0.297, SLG: 0.265 (1, 6)	0-0 F3		0-0 F4	0-0 F8		0-0 6-3			0-0 F8	5	0	0	0	0	0	1						
Nate Colbert, R OBP: 0.323, SLG: 0.368 (7, 3)	0-3 K		0-3 K		0-3 K		0-3 K		4-0 BB	4	0	0	0	1	4	0						
Willie McCovey, L OBP: 0.418, SLG: 0.400 Dave Winfield, R OBP: 0.316, SLG: 0.466 (7, 7)		4-0 2B BB	4-0 2B IHR BB		4-0 1B BB		0-0 CS 1B		0-0 L8	1	3	1	0	3	0	0						
Johnny Grubb, L OBP: 0.394, SLG: 0.439 (1, 8)	0-0 BB	0-0 BB	0-0 IHR	0-0 1B		0-0 1B		0-3 K		4	1	3	0	0	1	1						
Derrel Thomas, S OBP: 0.346, SLG: 0.395 (1, 4)	0-0 F8		0-0 IHR	0-0 1B				0-0 F8		4	1	2	4	0	0	2						
Dave Roberts, R OBP: 0.284, SLG: 0.247 (1, 5)	4-0 BB IBB		4-0 IHR HBP	0-0 F4		0-0 B1-3				2	0	0	0	1	0	2						
Bob Barton, R OBP: 0.348, SLG: 0.259 (1, 2)	4-0 BB		0-0 6-3	0-0 L1				4-0 BB		2	0	0	1	2	0	3						
Dan Spillner, R (1, 1)	0-0 F9			0-3 K				0-0 5-3		2	0	0	0	0	1	3						
Larry Hardy, R (4, 1)										1	0	0	0	0	0	0						
Dave Tomlin, L (7, 1)										0	0	0	0	0	0	0						
Vicente Romo, R (7, 1)										1	0	0	0	0	0	1						
Randy Jones, R OBP: 0.172, SLG: 0.179 (8, 1)										0	0	0	0	0	0	0						
Inning Stats	R: 0 E: 0 K: 2 S: 7	H: 0 LOB: 0 BB: 0 P: 7	R: 1 E: 0 K: 1 S: 6	H: 1 LOB: 3 BB: 3 P: 18	R: 3 E: 0 K: 1 S: 7	H: 2 LOB: 1 BB: 1 P: 12	R: 0 E: 0 K: 1 S: 5	H: 1 LOB: 0 BB: 0 P: 5	R: 1 E: 0 K: 1 S: 7	H: 2 LOB: 2 BB: 1 P: 11	R: 0 E: 0 K: 0 S: 3	H: 0 LOB: 0 BB: 0 P: 3	R: 0 E: 0 K: 0 S: 7	H: 1 LOB: 1 BB: 0 P: 7	R: 0 E: 0 K: 0 S: 3	H: 0 LOB: 1 BB: 1 P: 7	R: 0 E: 0 K: 0 S: 3	H: 0 LOB: 1 BB: 1 P: 7	1B: 4 2B: 2 3B: 0 HR: 1	SF: 0 SAC: 0 DP: 0 HBP: 1	WP: 0 PB: 0 SB: 0 CS: 2	PA: 40
PITCHER	IP	WLS	BF	H	R	ER	SO	BB	IBB	HBP	BLK	WP	HR	S	P	ERA	WHIP					
Ernie McAnally, R ERA: 4.16 (1, 1)	6.0	L	29	6	5	5	6	4	1	1	0	0	0	35	56	7.50	1.667					
Tom Walker, R ERA: 2.9 (7, 1)	2.0		7	1	0	0	2	1	0	0	0	0	0	10	14	0.00	1.000					
John Montague, R ERA: 1.59 (9, 1)	1.0		4	0	0	0	0	1	0	0	0	0	0	3	7	0.00	1.000					

San Diego Padres @ Montreal Expos
Jarry Park, Montreal, QB
Fri Jun 14 1974, 7:05 PM EDT
Att: 17,124 - Unknown

AB 32
R 5
H 7
RBI 5
BB 7
SO 8
LOB 17



Batter	1	2	3	4	5	6	7	8	9	AB	R	H	RBI	BB	SO	LOB	BOTTOM					
Ron Hunt, R OBP: 0.380, SLG: 0.244 (1, 5)	4-0 SH1-4 BB	0-0 F8		0-0 BB 1B			0-0 2B G3-6 1B	0-0 FC5-4 1B		4	1	3	0	1	0	2						
Tim Foli, R OBP: 0.303, SLG: 0.309 (1, 6)	0-0 SH1-4		0-0 HR 1B	4-0 BB		0-0 G3-6 2B	0-0 FC5-4 1B	0-0 FC5-4 1B		3	1	2	0	1	0	2						
Willie Davis, L OBP: 0.350, SLG: 0.438 (1, 8)	4-0 BB		0-0 L9	0-3 K		0-0 G3-6	0-0 1B	0-0 1B		4	0	1	1	1	1	5						
Ken Singleton, S OBP: 0.411, SLG: 0.362 John Montague, R (9, 1)	0-3 K		0-0 1-3		0-0 F8		0-0 HBP BB	0-0 F8		4	0	0	0	1	1	5						
Ron Fairly, L OBP: 0.392, SLG: 0.479 (9, 9)	0-3 K		0-0 HR		0-0 3-1		4-0 HBP BB		0-0 5-3	3	1	1	2	1	1	2						
Ron Woods, R OBP: 0.313, SLG: 0.160 (9, PH)			0-0 HR		0-0 6-3		1-2 HBP BB		0-0 L7	1	0	0	0	0	0	0						
Bob Bailey, R OBP: 0.394, SLG: 0.390 (1, 7)		0-0 5-3	0-0 L7		0-0 6-3		1-2 HBP		0-0 L7	4	0	0	0	0	0	0						
Jim Cox, R OBP: 0.272, SLG: 0.267 (1, 4)		0-3 K		0-0 F6		0-0 1-3	0-0 4-3		0-0 5-3	3	0	0	0	0	1	0						
Boots Day, L OBP: 0.333, SLG: 0.286 (7, PH)										1	0	0	0	0	0	3						
Pepe Frias, R OBP: 0.118, SLG: 0.176 (8, 4)										1	0	0	0	0	0	0						
Terry Humphrey, R OBP: 0.246, SLG: 0.250 Bob Stinson, S OBP: 0.455, SLG: 0.500 (6, PH)		4-0 1B BB		4-0 BB 1B BB		0-0 G1		0-0 FC5-4 1B 1B		0	0	0	0	2	0	0						
Ernie McAnally, R OBP: 0.130, SLG: 0.091 Hal Breeden, R OBP: 0.351, SLG: 0.354 Tom Walker, R (7, 1)		0-0 BB		0-3 BB		0-3 K		0-3 K		2	0	1	0	0	1	1						
Mike Jorgensen, L OBP: 0.460, SLG: 0.425 (8, PH)		1-2 1B								1	0	0	0	0	1	1						
Inning Stats	R: 0 E: 0 K: 2 S: 7	H: 0 LOB: 2 BB: 2 P: 15	R: 0 E: 0 K: 1 S: 6	H: 1 LOB: 2 BB: 1 P: 10	R: 2 E: 0 K: 0 S: 5	H: 2 LOB: 0 BB: 0 P: 5	R: 0 E: 0 K: 2 S: 8	H: 1 LOB: 3 BB: 2 P: 16	R: 0 E: 0 K: 0 S: 3	H: 0 LOB: 0 BB: 0 P: 3	R: 0 E: 0 K: 1 S: 5	H: 0 LOB: 0 BB: 0 P: 5	R: 1 E: 0 K: 0 S: 4	H: 2 LOB: 3 BB: 2 P: 13	R: 1 E: 0 K: 1 S: 8	H: 3 LOB: 2 BB: 0 P: 8	R: 0 E: 0 K: 0 S: 3	H: 0 LOB: 0 BB: 0 P: 3	1B: 7 2B: 2 3B: 0 HR: 1	SF: 0 SAC: 1 DP: 1 HBP: 1	WP: 0 PB: 0 SB: 0 CS: 0	PA: 43
PITCHER	IP	WLS	BF	H	R	ER	SO	BB	IBB	HBP	BLK	WP	HR	S	P	ERA	WHIP					
Dan Spillner, R ERA: 5.31 (1, 1)	3.2		20	4	2	2	4	5	0	0	0	0	0	14	18	4.91	2.455					
Larry Hardy, R ERA: 5.05 (4, 1)	3.0	W	11	2	1	1	2	1	0	0	0	0	0	14	18	3.00	1.000					
Dave Tomlin, L ERA: 5.6 (7, 1)	0.0		1	0	0	0	0	1	0	0	0	0	0	4	4	∞	∞					
Vicente Romo, R ERA: 3.6 (7, 1)	1.0		6	2	1	1	1	0	0	1	0	0	0	7	8	9.00	2.000					
Randy Jones, L ERA: 4.84 (8, 1)	1.1	S	5	1	0	0	0	0	0	0	0	0	0	5	5	0.00	0.750					


San Diego Padres @ Montreal Expos
Jarry Park, Montreal, QB
Fri Jun 14 1974, 7:05 PM EDT
Att: 17,124 - Unknown

AB 34
R 4
H 9
RBI 3
BB 7
SO 7
LOB 21



Batter	1	2	3	4	5	6	7	8	9	AB	R	H	RBI	BB	SO	LOB	TOP								
Bobby Tolan, L OBP: 0.347, SLG: 0.397 (1.9)	0-0 4-3		0-0 3-1 2B	0-0 F8		0-0 F9			0-0 2-3 1B	5	2	2	1	0	0	0	San Diego Padres @ Montreal Expos Jarry Park, Montreal, QB Sat Jun 15 1974, 7:05 PM EDT Att: 16,224 - Unknown								
Horace Clarke, S OBP: 0.250, SLG: 0.221 (1.4)	0-0 3-1		0-0 3-1				0-0 F8		0-0 2-3	5	0	1	0	0	0	2									
Nate Colbert, R OBP: 0.320, SLG: 0.368 (1.7)	0-3 K		0-0 E	0-0 5-3			0-3 K		0-0 F3	5	1	1	1	0	2	2									
Willie McCovey, L OBP: 0.422, SLG: 0.399 (1.3)		4-0 1B BB	0-0 E6 1B BB		4-0 E S BB		0-0 L9		0-0 E 1B 2H	3	0	1	1	2	0	0									
Johnny Grubb, L OBP: 0.394, SLG: 0.435 (1.8)		0-3 K	4-0 1B BB		0-0 F8			0-0 L7	0-0 E8 1B	4	0	1	0	1	1	2									
Derrel Thomas, S OBP: 0.347, SLG: 0.395 (1.5)		0-0 F7	0-0 1-2 2-3 1B		0-3 K			0-0 1B 1B	0-0 G3	5	0	2	0	0	1	4									
Fred Kendall, R OBP: 0.310, SLG: 0.337 (1.2)		0-0 1B 1B	0-3 K		0-0 6-3			0-0 1B 1B		4	0	2	0	0	1	4									
Enzo Hernandez, R OBP: 0.268, SLG: 0.265 (8, PH)			0-0 4-3			0-0 L8		0-3 K		3	0	1	0	0	0	3									
Cito Gaston, R OBP: 0.270, SLG: 0.374 (8, PH)										1	0	0	0	0	1	2									
Rich Morales, R OBP: 0.370, SLG: 0.360 (8, PH)										0	0	0	0	0	0	0									
Bill Greif, R OBP: 0.269, SLG: 0.050 (1, 1)			4-0 2B BB		0-0 6-3		0-0 L9		0-0 F9	1	1	0	0	1	0	0									
Matty Alou, L OBP: 0.226, SLG: 0.228 (6, PH)										1	0	0	0	0	0	0									
Larry Hardy, R OBP: 0.314, SLG: 0.463 (8, PH)										0	0	0	0	0	0	0									
Dave Winfield, R OBP: 0.314, SLG: 0.463 (8, PH)										1	0	0	0	0	0	2									
Dave Tomlin, L OBP: 0.314, SLG: 0.463 (8, 1)										0	0	0	0	0	0	0									
Inning Stats	R: 0 E: 0 K: 1 S: 5	H: 0 LOB: 0 BB: 0 P: 5	R: 0 E: 0 K: 1 S: 6	H: 2 LOB: 2 BB: 1 P: 10	R: 3 E: 1 K: 1 S: 9	H: 3 LOB: 3 BB: 2 P: 17	R: 0 E: 0 K: 0 S: 4	H: 1 LOB: 1 BB: 0 P: 4	R: 0 E: 0 K: 1 S: 5	H: 0 LOB: 1 BB: 1 P: 9	R: 0 E: 0 K: 0 S: 3	H: 0 LOB: 0 BB: 0 P: 3	R: 0 E: 0 K: 1 S: 5	H: 0 LOB: 0 BB: 0 P: 5	R: 0 E: 0 K: 1 S: 7	H: 2 LOB: 2 BB: 0 P: 7	R: 1 E: 1 K: 0 S: 6	H: 3 LOB: 2 BB: 0 P: 6	1B: 9 2B: 2 3B: 0 HR: 0	SF: 0 SAC: 0 DP: 0 HBP: 0	WP: 0 PB: 0 SB: 1 CS: 0	PA: 42			
PITCHER	IP	WLS	BF	H	R	ER	SO	BB	IBB	HBP	BLK	WP	HR	S	P	ERA	WHIP								
Mike Torrez, R ERA: 3.91 (1, 1)	2.1		15	5	3	3	2	3	0	0	0	0	0	16	28	11.57	3.429								
John Montague, R ERA: 1.35 (3, 1)	4.2	W	16	1	0	0	3	1	0	0	0	0	0	21	25	0.00	0.429								
Chuck Taylor, R ERA: 2.36 (8, 1)	1.2		10	5	1	1	1	0	0	0	0	0	0	12	12	5.40	3.000								
Tom Walker, R ERA: 2.87 (9, 1)	0.1	S	1	0	0	0	0	0	0	0	0	0	0	1	1	0.00	0.000								

Batter	1	2	3	4	5	6	7	8	9	AB	R	H	RBI	BB	SO	LOB	BOTTOM								
Ron Hunt, R OBP: 0.381, SLG: 0.255 (1.5)	0-0 1B 2B		0-0 1-3		0-0 F2		0-0 6-3		0-0 1-2 3H 1B	5	1	2	1	0	0	2	San Diego Padres @ Montreal Expos Jarry Park, Montreal, QB Sat Jun 15 1974, 7:05 PM EDT Att: 16,224 - Unknown								
Tim Foli, R OBP: 0.313, SLG: 0.314 (1.6)	0-0 1B SF9	4-0 BB		0-0 F7		0-0 1B BB		0-0 G5-3	4	1	2	0	1	0	3										
Willie Davis, L OBP: 0.346, SLG: 0.433 (1.8)	0-0 G3	0-0 F9		0-3 K		0-0 F7		0-0 CS 1B	5	0	1	0	0	1	6										
Ken Singleton, S OBP: 0.419, SLG: 0.372 (1.9)	0-0 SF9 BB		0-0 S 1B 2B		4-0 E 2B BB	4-0 FC5 1B BB		0-0 L5	3	2	2	1	2	0	1										
Ron Fairly, L OBP: 0.392, SLG: 0.471 (1.3)	4-0 1-2 BB		0-0 L3		0-0 F8	0-0 1-2 2-3 1B		0-0 6-3	4	0	1	0	1	0	2										
Bob Bailey, R OBP: 0.391, SLG: 0.385 (1.7)	0-0 SF9		0-3 K		4-0 2B		0-0 FC5			2	1	0	1	1	1	4									
Ron Woods, R OBP: 0.313, SLG: 0.160 (9, 7)										0	0	0	0	0	0	0									
Jim Cox, R OBP: 0.277, SLG: 0.278 (1.4)	0-0 F4		0-0 1B		0-0 WP 1H 2H 2B		0-0 F2			4	0	2	3	0	2										
Barry Foote, R OBP: 0.294, SLG: 0.374 (1.2)		0-0 G3		0-0 F3		0-0 1B 1B			4	1	2	0	0	0	2										
Mike Torrez, R OBP: 0.071, SLG: 0.037 (1, 1)		0-0 F9		0-0 E5		0-0 G5-3 1B			1	0	0	0	0	0	1										
John Montague, R ERA: 5.02 (3, 1)										2	0	0	0	0	1										
Mike Jorgensen, L OBP: 0.471, SLG: 0.439 (7, PH)										1	0	1	0	0	0	0									
Chuck Taylor, R OBP: 0.333, SLG: 0.500 (8, 1)										0	0	0	0	0	0	0									
Tom Walker, R ERA: 2.87 (9, 1)										0	0	0	0	0	0	0									
Inning Stats	R: 2 E: 0 K: 0 S: 6	H: 3 LOB: 2 BB: 1 P: 10	R: 0 E: 0 K: 0 S: 4	H: 1 LOB: 1 BB: 1 P: 8	R: 1 E: 0 K: 1 S: 7	H: 2 LOB: 1 BB: 0 P: 7	R: 0 E: 1 K: 1 S: 6	H: 0 LOB: 1 BB: 0 P: 6	R: 2 E: 0 K: 0 S: 5	H: 1 LOB: 1 BB: 2 P: 14	R: 0 E: 0 K: 0 S: 5	H: 2 LOB: 3 BB: 1 P: 9	R: 1 E: 0 K: 0 S: 5	H: 3 LOB: 1 BB: 0 P: 5	R: 0 E: 0 K: 0 S: 3	H: 1 LOB: 0 BB: 0 P: 3	R: 0 E: 0 K: 0 S: 6	H: 1 LOB: 0 BB: 0 P: 6	1B: 9 2B: 4 3B: 0 HR: 0	SF: 1 SAC: 0 DP: 1 HBP: 0	WP: 1 PB: 0 SB: 1 CS: 1	PA: 41			
PITCHER	IP	WLS	BF	H	R	ER	SO	BB	IBB	HBP	BLK	WP	HR	S	P	ERA	WHIP								
Bill Greif, R ERA: 6.1 (1, 1)	5.0	L	27	7	5	5	3	3	1	0	0	0	0	29	45	9.00	2.000								
Larry Hardy, R ERA: 5.02 (6, 1)	2.0		11	5	1	1	0	1	0	0	0	0	0	10	14	4.50	3.000								
Dave Tomlin, L ERA: 5.4 (8, 1)	1.0		3	1	0	0	0	0	0	0	0	0	0	3	3	0.00	1.000								



Batter	1	2	3	4	5	6	7	8	9	AB	R	H	RBI	BB	SO	LOB	TOP								
Bobby Tolan, L OBP: 0.348, SLG: 0.397 (1, 9)																	5 0 2 1 0 1 2								
Horacio Clarke, S OBP: 0.247, SLG: 0.219 Dave Roberts, R OBP: 0.264, SLG: 0.247 (9, 5)																	5 0 1 0 0 1 2 0 0 0 0 0 0 0								
Dave Winfield, R OBP: 0.321, SLG: 0.479 (1, 7)																	4 1 2 1 1 1 1								
Nate Colbert, R OBP: 0.313, SLG: 0.359 (1, 3)																	5 0 0 0 0 0 3								
Johnny Grubb, L OBP: 0.390, SLG: 0.434 (1, 8)																	5 0 1 0 0 1 3								
Derrel Thomas, S OBP: 0.348, SLG: 0.401 (9, 4)																	4 2 1 0 1 0 1								
Fred Kendall, R OBP: 0.326, SLG: 0.360 (1, 2)																	2 2 2 2 3 0 0								
Enzo Hernandez, R OBP: 0.269, SLG: 0.271 Matty Alou, L OBP: 0.255, SLG: 0.238 Rich Morales, R OBP: 0.393, SLG: 0.360 (8, PH) (8, 6)																	3 0 1 2 0 0 2 1 1 1 0 0 0 0 0 0 0 0 1 0 0								
Lowell Palmer, R OBP: 0.333, SLG: 0.667 Dan Spillner, R OBP: 0.445, SLG: 0.403 Willie McCovey, L OBP: 0.445, SLG: 0.403 Mike Corkins, R OBP: 0.333, SLG: 0.667 Larry Hardy, R OBP: 0.333, SLG: 0.667 Cito Gaston, R OBP: 0.295, SLG: 0.405 Vicente Romo, R OBP: 0.333, SLG: 0.667 Dave Tomlin, L OBP: 0.333, SLG: 0.667 (1, 1) (5, 1) (6, PH) (6, PH) (6, PH) (8, PH) (8, 1) (8, 1)																	2 1 1 0 0 1 1 0 0 0 0 0 0 0 1 0 1 1 1 2 0 0 0 1 0 0 0 0 0 3 0 0 0 0 0 0 0								
Inning Stats	R: 0 E: 0 K: 1 S: 5	H: 1 LOB: 0 BB: 0 P: 5	R: 2 E: 0 K: 1 S: 6	H: 1 LOB: 1 BB: 2 P: 14	R: 1 E: 0 K: 0 S: 4	H: 1 LOB: 0 BB: 0 P: 4	R: 0 E: 0 K: 0 S: 4	H: 1 LOB: 1 BB: 0 P: 4	R: 1 E: 0 K: 2 S: 10	H: 3 LOB: 2 BB: 0 P: 10	R: 0 E: 0 K: 1 S: 6	H: 1 LOB: 1 BB: 0 P: 10	R: 0 E: 0 K: 0 S: 4	H: 1 LOB: 1 BB: 0 P: 4	R: 4 E: 0 K: 0 S: 6	H: 4 LOB: 0 BB: 1 P: 10	R: 0 E: 0 K: 0 S: 4	H: 1 LOB: 3 BB: 2 P: 12	1B: 7 2B: 2 3B: 2 HR: 3	SF: 0 SAC: 0 DP: 0 HBP: 0	WP: 0 PB: 0 SB: 2 CS: 2	PA: 46			
PITCHER	IP	WLS	BF	H	R	ER	SO	BB	IBB	HBP	BLK	WP	HR	S	P	ERA	WHIP								
Steve Renko, R ERA: 4.7 (1, 1)	4.0		19	6	4	4	2	2	0	0	0	0	1	21	29	9.00	2.000								
Tom Walker, R ERA: 3.41 (5, 1)	3.0		16	6	3	3	3	1	0	0	0	0	1	21	25	9.00	2.333								
Chuck Taylor, R ERA: 2.51 (8, 1)	1.0		4	1	1	1	0	1	0	0	0	0	1	3	7	9.00	2.000								
Donald DeMola, R ERA: 4.18 (9, 1)	1.0	W	6	1	0	0	0	2	0	0	0	0	0	4	12	0.00	3.000								

San Diego Padres @ Montreal Expos
Jarry Park, Montreal, QB
Sun Jun 16 1974, 3:33 AM EDT
Att: 13,534 - Unknown

AB	39
R	8
H	14
RBI	8
BB	6
SO	5
LOB	18



Batter	1	2	3	4	5	6	7	8	9	AB	R	H	RBI	BB	SO	LOB	BOTTOM								
Ron Hunt, R OBP: 0.381, SLG: 0.255 (1, 5)																	4 0 1 0 0 0 3								
Tim Foli, R OBP: 0.311, SLG: 0.312 Larry Lintz, S OBP: 0.341, SLG: 0.329 (5, 6) (5, 6)																	1 0 0 0 0 0 1 2 2 0 0 2 0 1								
Willie Davis, L OBP: 0.347, SLG: 0.455 (1, 8)																	5 2 2 2 0 0 2								
Ken Singleton, S OBP: 0.423, SLG: 0.373 (1, 9)																	2 1 1 1 2 0 1								
Ron Fairly, L OBP: 0.399, SLG: 0.480 (1, 3)																	4 1 2 1 1 0 1								
Bob Bailey, R OBP: 0.390, SLG: 0.385 Mike Jorgensen, L OBP: 0.462, SLG: 0.429 (1, 7) (7, PH)																	3 1 1 1 0 1 1 1 0 0 0 0 0 2								
Jim Cox, R OBP: 0.276, SLG: 0.274 (1, 4)																	3 1 0 0 1 0 1								
Barry Foote, R OBP: 0.302, SLG: 0.407 (1, 2)																	3 1 2 3 0 0 0								
Steve Renko, R OBP: 0.281, SLG: 0.300 Tom Walker, R ERA: 5.06 Chuck Taylor, R OBP: 0.333, SLG: 0.500 Boots Day, L OBP: 0.325, SLG: 0.278 Donald DeMola, R ERA: 5.4 (1, 1) (5, 1) (8, PH) (9, 1)																	2 0 1 0 0 0 0 1 0 0 0 0 0 0 0 0 0 0 0 0 0 1 0 0 0 0 0 1 0 0 0 0 0 0 0								
Inning Stats	R: 0 E: 0 K: 0 S: 2	H: 0 LOB: 0 BB: 0 P: 3	R: 0 E: 0 K: 1 S: 5	H: 0 LOB: 1 BB: 1 P: 9	R: 0 E: 0 K: 0 S: 3	H: 0 LOB: 0 BB: 0 P: 3	R: 4 E: 0 K: 0 S: 6	H: 3 LOB: 2 BB: 3 P: 18	R: 2 E: 0 K: 0 S: 4	H: 1 LOB: 1 BB: 1 P: 8	R: 1 E: 0 K: 0 S: 5	H: 2 LOB: 1 BB: 0 P: 5	R: 0 E: 0 K: 0 S: 4	H: 2 LOB: 1 BB: 0 P: 4	R: 0 E: 1 K: 0 S: 4	H: 0 LOB: 1 BB: 0 P: 4	R: 2 E: 0 K: 0 S: 3	H: 2 LOB: 1 BB: 1 P: 7	1B: 6 2B: 2 3B: 1 HR: 2	SF: 1 SAC: 1 DP: 1 HBP: 1	WP: 0 PB: 0 SB: 3 CS: 1	PA: 41			
PITCHER	IP	WLS	BF	H	R	ER	SO	BB	IBB	HBP	BLK	WP	HR	S	P	ERA	WHIP								
Lowell Palmer, R ERA: 7.8 (1, 1)	4.0		21	4	6	6	1	5	0	0	0	0	0	3	3	0.00	0.000								
Dan Spillner, R ERA: 5.06 (5, 1)	1.0		3	0	0	0	0	0	0	0	0	0	0	3	3	0.00	0.000								
Larry Hardy, R ERA: 5.0 (6, 1)	2.0		9	4	1	1	0	0	0	0	0	0	1	9	9	4.50	2.000								
Vicente Romo, R ERA: 3.88 (8, 1)	1.1	L	7	1	2	2	0	1	0	0	0	0	1	6	10	13.50	1.500								
Dave Tomlin, L ERA: 5.4 (9, 1)	0.0		1	1	0	0	0	0	0	0	0	0	0	1	1	∞	∞								

San Diego Padres @ Montreal Expos
Jarry Park, Montreal, QB
Sun Jun 16 1974, 3:33 AM EDT
Att: 13,534 - Unknown


AB	32
R	9
H	10
RBI	8
BB	6
SO	1
LOB	14



Batter	1	2	3	4	5	6	7	8	9	AB	R	H	RBI	BB	SO	LOB	TOP			
Ron Hunt, R OBP: 0.377, SLG: 0.253 (1, 5)										5	0	1	0	0	1	2				
Tim Foli, R OBP: 0.308, SLG: 0.308 (1, 6)										5	0	1	0	0	0	4				
Willie Davis, L Terry Enyart, R Mike Jorgensen, L OBP: 0.343, SLG: 0.448 OBP: 0.472, SLG: 0.429 (1, 8) (5, 1) (6, 3)										3	0	0	0	0	0	1				
Bob Bailey, R OBP: 0.396, SLG: 0.389 (1, 7)										3	0	2	0	1	1					
Ken Singleton, S OBP: 0.420, SLG: 0.371 (1, 9)										4	1	1	0	0	0	4				
Hal Bredien, R Donald DeMola, R Pepe Frias, R OBP: 0.338, SLG: 0.338 OBP: 0.167, SLG: 0.222 (1, 3) (6, 1) (9, PH)										3	0	0	0	0	0	2				
Jim Cox, R OBP: 0.281, SLG: 0.280 (1, 4)										3	2	1	0	1	1					
Barry Foote, R OBP: 0.308, SLG: 0.418 (1, 2)										4	0	2	2	0	1					
Steve Rogers, R Chuck Taylor, R Ron Woods, R OBP: 0.205, SLG: 0.139 OBP: 0.333, SLG: 0.500 OBP: 0.324, SLG: 0.185 (1, 1) (4, 1) (5, 8)										2	0	0	0	0	0	2				
Inning Stats	R: 0 E: 0 K: 2 S: 8	H: 1 LOB: 1 BB: 0 P: 8	R: 2 E: 0 K: 0 S: 7	H: 4 LOB: 2 BB: 0 P: 7	R: 0 E: 0 K: 0 S: 4	H: 1 LOB: 1 BB: 0 P: 4	R: 0 E: 0 K: 1 S: 4	H: 0 LOB: 0 BB: 1 P: 8	R: 0 E: 0 K: 0 S: 3	H: 1 LOB: 0 BB: 0 P: 3	R: 0 E: 0 K: 1 S: 5	H: 0 LOB: 0 BB: 0 P: 5	R: 0 E: 0 K: 0 S: 3	H: 0 LOB: 2 BB: 2 P: 11	R: 1 E: 0 K: 0 S: 6	H: 3 LOB: 2 BB: 0 P: 6	1B: 8 2B: 2 3B: 0 HR: 0	SF: 0 SAC: 0 DP: 2 HBP: 0	WP: 0 PB: 0 SB: 0 CS: 0	PA: 38
PITCHER Fred Norman, L ERA: 2.35 (1, 1)	IP: 9.0 WLS: W BF: 38 H: 10 R: 3 ER: 3 SO: 4 BB: 3 IBB: 0 HBP: 0 BLK: 0 WP: 0 HR: 0 S: 43 P: 55 ERA: 3.00 WHIP: 1.444																			

Montreal Expos @ Cincinnati Reds
Riverfront Stadium, Cincinnati, OH
Mon Jun 17 1974, 7:05 PM EDT
Att: 18,001 - Unknown


AB 35
R 3
H 10
RBI 3
BB 3
SO 4
LOB 18



Batter	1	2	3	4	5	6	7	8	9	AB	R	H	RBI	BB	SO	LOB	BOTTOM			
Pete Rose, S OBP: 0.376, SLG: 0.375 (1, 7)										4	2	3	2	1	0	0				
Joe Morgan, L Bill Plummer, R OBP: 0.454, SLG: 0.489 OBP: 0.250, SLG: 0.436 (1, 4) (8, 5)										3	3	1	0	2	0	1				
Johnny Bench, R Hal King, L OBP: 0.400, SLG: 0.536 OBP: 0.333, SLG: 0.143 (1, 2) (7, PH) (8, 2)										3	2	2	1	1	0	1				
Tony Perez, R OBP: 0.367, SLG: 0.498 (1, 3)										5	1	2	3	0	0	4				
Dan Driessen, L Darrel Chaney, S OBP: 0.349, SLG: 0.397 OBP: 0.241, SLG: 0.231 (1, 5) (6, 5) (8, 4)										4	1	3	3	0	0	1				
Terry Crowley, L George Foster, R OBP: 0.303, SLG: 0.403 OBP: 0.331, SLG: 0.376 (1, 9) (6, 9)										3	0	1	2	0	0	3				
Cesar Geronimo, L OBP: 0.413, SLG: 0.487 (1, 8)										4	2	3	0	1	0	1				
Dave Concepcion, R OBP: 0.328, SLG: 0.395 (1, 6)										5	1	1	1	0	1	4				
Fred Norman, S OBP: 0.130, SLG: 0.130 (1, 1)										3	0	0	0	0	0	2				
Inning Stats	R: 4 E: 0 K: 0 S: 7	H: 5 LOB: 1 BB: 1 P: 11	R: 0 E: 0 K: 0 S: 3	H: 0 LOB: 1 BB: 1 P: 7	R: 0 E: 0 K: 0 S: 3	H: 1 LOB: 0 BB: 0 P: 3	R: 4 E: 0 K: 0 S: 8	H: 5 LOB: 2 BB: 1 P: 12	R: 4 E: 1 K: 1 S: 8	H: 3 LOB: 1 BB: 2 P: 16	R: 0 E: 0 K: 0 S: 4	H: 1 LOB: 1 BB: 0 P: 4	R: 0 E: 0 K: 0 S: 3	H: 0 LOB: 1 BB: 1 P: 7	R: 0 E: 0 K: 2 S: 8	H: 1 LOB: 1 BB: 0 P: 8	1B: 13 2B: 3 3B: 0 HR: 0	SF: 0 SAC: 1 DP: 1 HBP: 0	WP: 1 PB: 0 SB: 1 CS: 1	PA: 44
PITCHER Steve Rogers, R ERA: 5.46 Chuck Taylor, R ERA: 2.57 Terry Enyart, L ERA: 9.0 Donald DeMola, R ERA: 3.77 (1, 1) (4, 1) (5, 1) (6, 1)	IP: 3.1 WLS: L BF: 20 H: 9 R: 8 ER: 8 SO: 8 BB: 3 IBB: 0 HBP: 0 BLK: 0 WP: 1 HR: 0 S: 17 P: 29 ERA: 21.60 WHIP: 3.600																			

Montreal Expos @ Cincinnati Reds
Riverfront Stadium, Cincinnati, OH
Mon Jun 17 1974, 7:05 PM EDT
Att: 18,001 - Unknown

AB 37
R 12
H 16
RBI 12
BB 6
SO 3
LOB 17



Batter	1	2	3	4	5	6	7	8	9	AB R H RBI BB SO LOB	TOP													
Mike Jorgensen, L (1, 7) OBP: 0.466, SLG: 0.400	4-0 SH1-4 1B BB		4-0 SH FC4-6-2-5 BB	0-0 F9			0-0 F9		0-0 L6	3 1 0 0 2 0 3	Montreal Expos @ Cincinnati Reds Riverfront Stadium, Cincinnati, OH Tue Jun 18 1974, 7:05 PM EDT Att: 21,656 - Unknown													
Larry Lintz, S (1, 6) OBP: 0.340, SLG: 0.329	0-0 SH1-4		0-0 SH FC4-6-2-5		0-0 F7		0-0		0-0 4-3	3 0 1 0 0 0 0														
Willie Davis, L (1, 8) OBP: 0.342, SLG: 0.445	0-3 K		0-0 P6				0-0 F8			4 0 1 0 0 1 4														
Ken Singleton, S (1, 9) OBP: 0.418, SLG: 0.368	0-0 2H 1B		0-0 FC4-6-2-5 1-2 2H		0-3 K		0-3 K			4 0 1 1 0 2 4														
Ron Fairly, L (1, 3) OBP: 0.389, SLG: 0.465	0-0 P4			0-0 3-1	0-0 6-3				0-0 F7	4 0 0 0 0 0 2														
Bob Stinson, S (1, 2) OBP: 0.482, SLG: 0.450		4-0 BB		0-0 F8		4-0 FC6-4 BB		0-0 F5		2 0 0 0 2 0 0														
Bob Bailey, R (1, 5) Pepe Frias, R (9, 5) OBP: 0.394, SLG: 0.386 OBP: 0.167, SLG: 0.222	0-3 K		0-0 1B BB 1B		0-0 F7			0-0 6-3		4 0 1 0 0 1 2 0 0 0 0 0 0 0														
Jim Cox, R (1, 4) OBP: 0.285, SLG: 0.297	0-0 F2		4-0 1B BB		0-0 FC6-4 1-2				0-0 HR	3 1 1 1 1 0 2														
Ernie McAnally, R (1, 1) OBP: 0.148, SLG: 0.115	0-3 K		0-0 1-2 2-3 1B		0-0 F3				0-0 F7	4 0 1 0 0 1 2														
Inning Stats	R: 1 E: 0 K: 1 S: 6	H: 1 LOB: 1 BB: 1 P: 10	R: 0 E: 0 K: 2 S: 7	H: 0 LOB: 1 BB: 1 P: 11	R: 0 E: 1 K: 0 S: 3	H: 0 LOB: 1 BB: 1 P: 7	R: 0 E: 0 K: 0 S: 5	H: 2 LOB: 3 BB: 1 P: 9	R: 0 E: 0 K: 1 S: 6	H: 1 LOB: 1 BB: 0 P: 6		R: 0 E: 0 K: 1 S: 6	H: 1 LOB: 1 BB: 0 P: 6	R: 0 E: 0 K: 0 S: 3	H: 0 LOB: 0 BB: 0 P: 3	R: 0 E: 0 K: 0 S: 4	H: 0 LOB: 0 BB: 0 P: 4	R: 1 E: 0 K: 0 S: 4	H: 1 LOB: 0 BB: 0 P: 4	1B: 5 2B: 1 3B: 0 HR: 1	SF: 0 SAC: 2 DP: 1 HBP: 0	WP: 0 PB: 0 CS: 0	PA: 38	
PITCHER Clay Kirby, R (1, 1) ERA: 3.65	IP: 9.0 WLS: L BF: 38	H: 6 R: 2 ER: 2 SO: 5	BB: 5 IBB: 0 HBP: 0 BLK: 0	WP: 0 HR: 1 S: 43 P: 63	ERA: 2.00 WHIP: 1.222	PITCHER										IP: 9.0 WLS: L BF: 38	H: 6 R: 2 ER: 2 SO: 5	BB: 5 IBB: 0 HBP: 0 BLK: 0	WP: 0 HR: 1 S: 43 P: 63	ERA: 2.00 WHIP: 1.222	1B: 5 2B: 1 3B: 0 HR: 1	SF: 0 SAC: 2 DP: 1 HBP: 0	WP: 0 PB: 0 CS: 0	PA: 38

Batter	1	2	3	4	5	6	7	8	9	AB R H RBI BB SO LOB	BOTTOM													
Pete Rose, S (1, 7) OBP: 0.375, SLG: 0.376	0-0 4-3		0-0 2B			0-0 F8			0-0 4-3	4 0 1 1 0 0 0	Montreal Expos @ Cincinnati Reds Riverfront Stadium, Cincinnati, OH Tue Jun 18 1974, 7:05 PM EDT Att: 21,656 - Unknown													
Joe Morgan, L (1, 4) OBP: 0.451, SLG: 0.482	0-0 F7		4-0 BB			0-0 G3			0-3 K	3 0 0 0 1 1 0														
Johnny Bench, R (1, 2) OBP: 0.394, SLG: 0.526	0-0 5-3		0-0 5-3			0-0 6-3			0-0 6-3	4 0 0 0 0 0 2														
Tony Perez, R (1, 3) OBP: 0.363, SLG: 0.491		0-3 K		0-0 4-3					0-3 K	3 0 0 0 0 2 0														
Dan Driessen, L (1, 5) OBP: 0.344, SLG: 0.391		0-3 K		0-0 4-3					0-0 1-3	3 0 0 0 0 1 0														
Terry Crowley, L (1, 9) Merv Rettenmund, R (8, 9) OBP: 0.291, SLG: 0.386 OBP: 0.341, SLG: 0.412		0-0 G3		0-0 4-3					0-0 F5	3 0 0 0 0 0 0 0 0 0 0 0 0 0														
Cesar Geronimo, L (1, 8) OBP: 0.404, SLG: 0.475			0-3 K		0-0 4-3				0-0 F8	3 0 0 0 0 1 0														
Dave Concepcion, R (1, 6) OBP: 0.328, SLG: 0.394			0-0 6-3						0-0 F7	3 0 1 0 0 0 0														
Clay Kirby, R (1, 1) OBP: 0.206, SLG: 0.100			4-0 WP 2B BB		0-3 K				0-3 K	2 1 0 0 1 2 1														
Inning Stats	R: 0 E: 0 K: 0 S: 3	H: 0 LOB: 0 BB: 0 P: 3	R: 0 E: 0 K: 2 S: 7	H: 0 LOB: 0 BB: 0 P: 7	R: 1 E: 0 K: 1 S: 6	H: 1 LOB: 2 BB: 2 P: 14	R: 0 E: 0 K: 0 S: 3	H: 0 LOB: 0 BB: 0 P: 3	R: 0 E: 0 K: 1 S: 5	H: 0 LOB: 0 BB: 0 P: 5		R: 0 E: 0 K: 0 S: 3	H: 0 LOB: 0 BB: 0 P: 3	R: 0 E: 0 K: 1 S: 5	H: 0 LOB: 0 BB: 0 P: 5	R: 0 E: 0 K: 1 S: 5	H: 0 LOB: 0 BB: 0 P: 5	R: 0 E: 0 K: 1 S: 5	H: 0 LOB: 0 BB: 0 P: 5	1B: 1 2B: 1 3B: 0 HR: 0	SF: 0 SAC: 0 DP: 0 HBP: 0	WP: 1 PB: 0 CS: 0	PA: 30	
PITCHER Ernie McAnally, R (1, 1) ERA: 3.79	IP: 9.0 WLS: W BF: 30	H: 2 R: 1 ER: 1 SO: 7	BB: 2 IBB: 0 HBP: 0 BLK: 0	WP: 1 HR: 0 S: 42 P: 50	ERA: 1.00 WHIP: 0.444	PITCHER										IP: 9.0 WLS: W BF: 30	H: 2 R: 1 ER: 1 SO: 7	BB: 2 IBB: 0 HBP: 0 BLK: 0	WP: 1 HR: 0 S: 42 P: 50	ERA: 1.00 WHIP: 0.444	1B: 1 2B: 1 3B: 0 HR: 0	SF: 0 SAC: 0 DP: 0 HBP: 0	WP: 1 PB: 0 CS: 0	PA: 30

Batter	1	2	3	4	5	6	7	8	9	AB	R	H	RBI	BB	SO	LOB	TOP																					
Ron Hunt, R OBP: 0.373, SLG: 0.251 (1, 5)	5-3	5-3					F7		6-3	5	0	1	1	0	0	1																						
Tim Foli, R OBP: 0.313, SLG: 0.311 (1, 6)	F S 2B		F9 SH2-4 BB	SF8			6-3			2	1	1	1	1	0	0																						
Ron Woods, R OBP: 0.297, SLG: 0.167 (1, 8)	K		SH2-4	1-3			K			3	0	0	0	0	2	3																						
Hal Breedren, R OBP: 0.337, SLG: 0.352 Mike Jorgensen, L OBP: 0.436, SLG: 0.391 (7, 3)	1B		F9	5-3			6-3			3	1	1	1	0	0	1																						
Bob Bailey, R OBP: 0.391, SLG: 0.380 Boots Day, L OBP: 0.325, SLG: 0.278 (8, 7)	3-H 1B		F7	F8			F8			3	0	0	0	1	0	1																						
Ken Singleton, S OBP: 0.419, SLG: 0.371 (1, 9)	1B		SH 1B	F9			F7			4	1	2	1	0	0	0																						
Jim Cox, R OBP: 0.284, SLG: 0.296 (1, 4)	P4		P2	F8			F8			4	0	1	0	0	0	3																						
Barry Foote, R OBP: 0.306, SLG: 0.413 (1, 2)		P6	1B SH SF8	6-3			6-3			4	1	1	0	0	0	1																						
Mike Torrez, R OBP: 0.100, SLG: 0.069 John Montague, R (7, 1)			SH SF8	L4			K			2	0	1	0	0	0	0																						
Inning Stats	R: 2 E: 0 K: 1 S: 8	H: 3 LOB: 2 BB: 1 P: 12	R: 0 E: 0 K: 0 S: 3	H: 1 LOB: 0 BB: 0 P: 3	R: 0 E: 0 K: 0 S: 3	H: 0 LOB: 1 BB: 1 P: 7	R: 2 E: 0 K: 0 S: 7	H: 3 LOB: 2 BB: 0 P: 7	R: 0 E: 0 K: 0 S: 3	H: 0 LOB: 0 BB: 0 P: 3	R: 0 E: 0 K: 1 S: 5	H: 0 LOB: 0 BB: 0 P: 5	R: 0 E: 0 K: 0 S: 3	H: 0 LOB: 0 BB: 0 P: 3	R: 0 E: 0 K: 1 S: 6	H: 1 LOB: 1 BB: 0 P: 6	1B: 7 2B: 1 3B: 0 HR: 0	SF: 1 SAC: 2 DP: 0 HBP: 0	WP: 0 PB: 0 SB: 1 CS: 0	PA: 37																		
PITCHER	IP	WLS	BF	H	R	ER	SO	BB	IBB	HBP	BLK	WP	HR	S	P	ERA	WHIP	PITCHER				IP	WLS	BF	H	R	ER	SO	BB	IBB	HBP	BLK	WP	HR	S	P	ERA	WHIP
Don Gullett, L ERA: 3.24 (1, 1)	7.0	L	30	7	4	4	2	2	0	0	0	0	0	32	40	5.14	1.286																					
Pedro Borbon, R ERA: 2.31 (8, 1)	2.0		7	1	0	0	1	0	0	0	0	0	0	9	9	0.00	0.500																					

Montreal Expos @ Cincinnati Reds
Riverfront Stadium, Cincinnati, OH
Wed Jun 19 1974, 3:33 AM EDT
Att: 22,344 - Unknown

AB	32
R	4
H	8
RBI	4
BB	2
SO	3
LOB	11



Batter	1	2	3	4	5	6	7	8	9	AB	R	H	RBI	BB	SO	LOB	BOTTOM																					
Pete Rose, S OBP: 0.372, SLG: 0.377 (1, 7)	F7		1B				K		F8	5	1	1	0	0	1	4																						
Cesar Geronimo, L OBP: 0.407, SLG: 0.476 Pedro Borbon, R OBP: 0.250, SLG: 0.250 (8, 1)	G3		1B				K			4	1	2	1	0	1	2																						
Dan Driessen, L OBP: 0.347, SLG: 0.393 (1, 5)	1B		4-3				4-3		G5-4-3 1B	4	0	2	0	0	0	2																						
Johnny Bench, R OBP: 0.392, SLG: 0.522 (1, 2)	K		FC6-4 1B				4-3		G5-4-3 1-2 1B	4	0	1	1	0	1	2																						
Tony Perez, R OBP: 0.357, SLG: 0.483 (1, 3)		E4 G1-6-3 1B	FC6-4				F7		K	4	0	0	0	0	1	1																						
Terry Crowley, L OBP: 0.301, SLG: 0.384 George Foster, R OBP: 0.331, SLG: 0.376 (9, FR)	G1-6-3 1B						2-3		BB BB	3	0	1	0	1	0	0																						
Dave Concepcion, R OBP: 0.327, SLG: 0.391 (8, 8)	G1-6-3 1-2 2-3		L4				1B		F8	4	0	1	0	0	0	3																						
Darrel Chaney, S OBP: 0.250, SLG: 0.241 (8, 6)	F7		F7				F7		L4	3	0	1	0	0	0	1																						
Hal King, L OBP: 0.300, SLG: 0.125 (9, PH)							1-2 1B		L4	1	0	0	0	0	0	1																						
Don Gullett, R OBP: 0.294, SLG: 0.267 Joe Morgan, L OBP: 0.451, SLG: 0.480 (7, PH)			3-1				K		F9	2	0	0	0	0	1	0																						
Inning Stats	R: 0 E: 0 K: 1 S: 6	H: 1 LOB: 1 BB: 0 P: 6	R: 0 E: 1 K: 0 S: 4	H: 1 LOB: 1 BB: 0 P: 4	R: 2 E: 0 K: 0 S: 6	H: 3 LOB: 1 BB: 0 P: 6	R: 0 E: 0 K: 0 S: 3	H: 0 LOB: 0 BB: 0 P: 3	R: 0 E: 0 K: 1 S: 6	H: 1 LOB: 1 BB: 0 P: 6	R: 0 E: 0 K: 2 S: 9	H: 2 LOB: 2 BB: 0 P: 9	R: 0 E: 0 K: 1 S: 5	H: 1 LOB: 0 BB: 0 P: 5	R: 0 E: 0 K: 0 S: 3	H: 0 LOB: 2 BB: 2 P: 11	1B: 8 2B: 1 3B: 0 HR: 0	SF: 0 SAC: 0 DP: 2 HBP: 0	WP: 0 PB: 0 SB: 0 CS: 0	PA: 37																		
PITCHER	IP	WLS	BF	H	R	ER	SO	BB	IBB	HBP	BLK	WP	HR	S	P	ERA	WHIP	PITCHER				IP	WLS	BF	H	R	ER	SO	BB	IBB	HBP	BLK	WP	HR	S	P	ERA	WHIP
Mike Torrez, R ERA: 3.84 (1, 1)	6.0	W	26	8	2	2	2	0	0	0	0	0	0	30	30	3.00	1.333																					
John Montague, R ERA: 1.25 (7, 1)	3.0	S	11	1	0	0	3	2	0	0	0	0	0	15	23	0.00	1.000																					

Montreal Expos @ Cincinnati Reds
Riverfront Stadium, Cincinnati, OH
Wed Jun 19 1974, 3:33 AM EDT
Att: 22,344 - Unknown

AB	35
R	2
H	9
RBI	2
BB	2
SO	5
LOB	18



Batter	1	2	3	4	5	6	7	8	9	AB	R	H	RBI	BB	SO	LOB	TOP										
Mike Jorgensen, L (1, 7) OBP: 0.435, SLG: 0.367 Ron Hunt, R (8, PH) OBP: 0.376, SLG: 0.251 (8, 4)	0-0 P5		0-3 K		0-0 4-3			4-0 BB		3	0	0	0	0	1	0											
Larry Lintz, S (1, 4) OBP: 0.330, SLG: 0.318 Ron Woods, R (8, PH) OBP: 0.289, SLG: 0.161 (8, 7)	0-0 1-3		0-0 1-3		0-0 6-3			0-0 P3		3	0	0	0	0	0	0											
Willie Davis, L (1, 8) OBP: 0.340, SLG: 0.442	0-0 1B		0-0 F7		0-0 F8			0-0 F6		4	0	1	0	0	0	1											
Ken Singleton, S (1, 9) OBP: 0.416, SLG: 0.365	0-0 6-3			0-0 G3				4-0 1-2 BB		3	0	0	0	1	0	1											
Ron Fairly, L (1, 3) OBP: 0.388, SLG: 0.462 Hal Breeden, R (8, PH) OBP: 0.333, SLG: 0.347 (8, 3)		0-3 K		0-0 1B FC6-4 1B				0-3 L7		3	1	1	0	0	1	0											
Bob Bailey, R (1, 5) OBP: 0.397, SLG: 0.388	0-0 1B FC3-2-5 1B			0-0 1B FC6-4 1B				0-0 6-3		4	0	3	0	0	0	0											
Tim Foli, R (1, 6) OBP: 0.311, SLG: 0.309	0-0 1B FC3-2-5 1B			0-0 1B FC6-4 1B				0-0 F2		4	0	1	1	0	0	2											
Barry Foote, R (1, 2) OBP: 0.305, SLG: 0.408	0-0 1B FC3-2-5 1B			0-0 1B FC6-4 1B				0-0 P4		4	0	1	0	0	0	3											
Steve Renko, R (1, 1) OBP: 0.257, SLG: 0.273 Tom Walker, R (7, 1)	0-0 1B FC6-4 1B			0-0 1B FC6-4 1B				0-0 4-3		3	0	0	0	0	0	4											
Boots Day, L (9, PH) OBP: 0.317, SLG: 0.270	0-0 1-2			0-0 F8				0-0 5-3		0	0	0	0	0	0	1											
Inning Stats	R: 0 E: 0 K: 0 S: 4	H: 1 LOB: 1 BB: 0 P: 4	R: 0 E: 0 K: 1 S: 7	H: 2 LOB: 2 BB: 0 P: 7	R: 0 E: 0 K: 1 S: 5	H: 0 LOB: 0 BB: 0 P: 5	R: 1 E: 0 K: 0 S: 6	H: 3 LOB: 2 BB: 0 P: 6	R: 0 E: 0 K: 0 S: 3	H: 0 LOB: 0 BB: 0 P: 3	R: 0 E: 0 K: 0 S: 3	H: 0 LOB: 0 BB: 0 P: 3	R: 0 E: 0 K: 1 S: 5	H: 0 LOB: 2 BB: 2 P: 13	R: 0 E: 0 K: 0 S: 4	H: 1 LOB: 1 BB: 0 P: 4	1B: 7 2B: 0 3B: 0 HR: 0	SF: 0 SAC: 0 DP: 0 HBP: 0	WP: 0 PB: 0 SB: 0 CS: 0	PA: 36							
PITCHER	IP	WLS	BF	H	R	ER	SO	BB	IBB	HBP	BLK	WP	HR	S	P	ERA	WHIP										
Sonny Siebert, R (1, 1) ERA: 2.56	7.0	W	27	6	1	1	2	0	0	0	0	0	0	31	31	1.29	0.857										
Al Hrabosky, L (8, 1) ERA: 3.91	0.2		4	0	0	0	0	2	0	0	0	0	0	2	10	0.00	3.000										
Orlando Pena, R (8, 1) ERA: 0.75	1.1		5	1	0	0	1	0	0	0	0	0	0	7	7	0.00	0.750										

Montreal Expos @ St. Louis Cardinals
Busch Stadium, St. Louis, MO
Fri Jun 21 1974, 7:05 PM CDT
Att: 17,949 - Unknown

AB 34
R 1
H 7
RBI 1
BB 1
SO 3
LOB 15



Batter	1	2	3	4	5	6	7	8	9	AB	R	H	RBI	BB	SO	LOB	BOTTOM										
Lou Brock, L (1, 7) OBP: 0.383, SLG: 0.450	0-0 IBB 2B	4-0 CS BB			0-3 K			0-0 1B 1B		3	2	1	1	1	1	1											
Ted Sizemore, R (1, 4) OBP: 0.345, SLG: 0.340	4-0 IBB 2B	0-0 CS	0-0 P6		4-0 1B 1B			0-0 1B 1B		2	0	1	0	2	0	0											
Ted Simmons, S (1, 2) OBP: 0.322, SLG: 0.440	0-0 F7		0-0 4-3		0-0 1B 1B			0-0 G6-4-3 1B		4	0	2	3	0	0	2											
Joe Torre, R (1, 3) OBP: 0.377, SLG: 0.419	4-0 2B 1-2 2-3 IBB		0-0 F8		0-0 CS	0-0 6-3		0-0 G6-4-3 1B		3	0	0	0	1	0	2											
Bake McBride, L (1, 8) OBP: 0.342, SLG: 0.386 Luis Melendez, R (9, 8) OBP: 0.338, SLG: 0.383	0-0 1B 1-3 2-H 3-H 2B			0-0 1-3		0-0 1-3		0-0 5-3		4	0	1	1	0	0	0											
Jose Cruz, L (1, 9) OBP: 0.343, SLG: 0.429	4-0 IBB			0-0 1B PB 1B		0-0 1-3		0-0 G3 1B		3	0	2	0	1	0	0											
Ken Reitz, R (1, 5) OBP: 0.320, SLG: 0.378	0-0 P4			0-3 K				0-0 F8		4	0	0	0	0	1	5											
Mike Tyson, R (1, 6) OBP: 0.247, SLG: 0.250		0-0 P4		0-0 F3				0-0 1B 1B		4	1	1	0	0	0	2											
Sonny Siebert, R (1, 1) OBP: 0.176, SLG: 0.097 Jim Dwyer, L (7, PH) OBP: 0.167, SLG: 0.167 Al Hrabosky, R (8, 1) OBP: 0.333, SLG: 0.333 Orlando Pena, R (8, 1) OBP: 0.500, SLG: 0.500		0-3 K			0-0 1B 1B			0-0 1B 1B		2	1	1	0	0	1	0											
Inning Stats	R: 1 E: 0 K: 0 S: 4	H: 2 LOB: 3 BB: 3 P: 16	R: 0 E: 0 K: 1 S: 4	H: 0 LOB: 0 BB: 1 P: 8	R: 0 E: 0 K: 0 S: 3	H: 0 LOB: 0 BB: 0 P: 3	R: 0 E: 0 K: 1 S: 6	H: 1 LOB: 1 BB: 0 P: 6	R: 1 E: 0 K: 1 S: 5	H: 2 LOB: 0 BB: 1 P: 9	R: 0 E: 0 K: 0 S: 3	H: 0 LOB: 0 BB: 0 P: 3	R: 3 E: 0 K: 0 S: 7	H: 5 LOB: 1 BB: 0 P: 7	R: 0 E: 0 K: 0 S: 4	H: 1 LOB: 1 BB: 0 P: 4	1B: 9 2B: 2 3B: 0 HR: 0	SF: 0 SAC: 0 DP: 1 HBP: 0	WP: 0 PB: 1 SB: 0 CS: 2	PA: 37							
PITCHER	IP	WLS	BF	H	R	ER	SO	BB	IBB	HBP	BLK	WP	HR	S	P	ERA	WHIP										
Steve Renko, R (1, 1) ERA: 4.77	6.1	L	27	7	4	4	3	3	2	0	0	0	0	28	48	5.68	1.579										
Tom Walker, R (7, 1) ERA: 3.5	1.2		8	4	1	1	0	0	0	0	0	0	0	8	8	5.40	2.400										

Montreal Expos @ St. Louis Cardinals
Busch Stadium, St. Louis, MO
Fri Jun 21 1974, 7:05 PM CDT
Att: 17,949 - Unknown

AB 30
R 5
H 11
RBI 5
BB 5
SO 3
LOB 12



Batter	1	2	3	4	5	6	7	8	9	AB	R	H	RBI	BB	SO	LOB	TOP							
Ron Hunt, R OBP: 0.373, SLG: 0.251 (1, 5)	0-0 6-3		0-0 SH3-4		0-0 5-3		0-0 1B		0-0 4-3	0	0	0	0	0	0	0	Montreal Expos @ St. Louis Cardinals Busch Stadium, St. Louis, MO Sat Jun 22 1974, 7:05 PM CDT Att: 42,640 - Unknown livebaseballscores.com							
Larry Lintz, S OBP: 0.337, SLG: 0.310 (1, 4)	4-0 CS BB		4-0 G4-6-3 BB		0-0 L6		0-0 E6			2	0	0	1	2	0	1								
Willie Davis, L OBP: 0.335, SLG: 0.434 (1, 8)	0-0 4-3		0-0 G4-6-3		0-0 G3		0-0 8-4			4	0	0	0	0	0	5								
Ken Singleton, S OBP: 0.421, SLG: 0.381 (1, 9)	4-0 BB			0-0 HR		0-0 4-1		4-0 FC5-4 BB		2	1	1	1	2	0	0								
Ron Fairly, L OBP: 0.378, SLG: 0.449 Mike Jorgensen, L OBP: 0.435, SLG: 0.367 (8, PR) (8, 3)	0-0 F8		0-0 F8		0-3 K		0-0 FC5-4 CS		0-0 F8	4	0	0	0	0	1	3								
Bob Bailey, R OBP: 0.399, SLG: 0.392 (1, 7)		0-3 K		0-0 4-3 1B		4-0 BB		0-3 K		3	1	1	0	1	2	1								
Tim Foli, R OBP: 0.304, SLG: 0.301 (1, 6)	0-0 F8		0-0 4-3		0-0 F7			0-0 4-3		4	0	0	0	0	0	2								
Barry Foote, R OBP: 0.316, SLG: 0.425 Jim Cox, R OBP: 0.294, SLG: 0.296 (9, PR) (9, 3)	0-3 K		0-0 1B		0-0 1B		0-0 1B E 2B		0-0 1B	4	1	3	1	0	1	0								
Steve Rogers, R OBP: 0.214, SLG: 0.154 John Montague, R (7, 1)			0-0 SH3-4 1B		0-0 4-3		0-3 K		0-0 F8	3	0	1	0	0	1	2								
Boots Day, L OBP: 0.310, SLG: 0.263 (9, PH) (9, 1)										0	0	0	0	0	0	1								
Inning Stats	R: 0 E: 0 K: 0 S: 3	H: 0 LOB: 2 BB: 2 P: 11	R: 0 E: 0 K: 2 S: 7	H: 0 LOB: 0 BB: 0 P: 7	R: 0 E: 0 K: 0 S: 3	H: 1 LOB: 1 BB: 1 P: 7	R: 2 E: 0 K: 0 S: 6	H: 3 LOB: 1 BB: 0 P: 6	R: 0 E: 0 K: 1 S: 5	H: 0 LOB: 0 BB: 1 P: 9	R: 1 E: 1 K: 1 S: 7	H: 2 LOB: 0 BB: 0 P: 7	R: 0 E: 0 K: 1 S: 4	H: 0 LOB: 1 BB: 1 P: 8	R: 0 E: 0 K: 0 S: 4	H: 1 LOB: 1 BB: 0 P: 4		1B: 4 2B: 4 3B: 0 HR: 1	SF: 0 SAC: 1 DP: 3 HBP: 0	WP: 0 PB: 0 SB: 0 CS: 2	PA: 37			
PITCHER	IP WLS BF H R ER SO BB IBB HBP BLK WP HR S P ERA WHIP	7.0 W 30 6 3 3 4 4 0 0 0 0 1 34 50 3.86 1.429	1.0 S 3 0 0 0 1 1 0 0 0 0 0 4 8 0.00 1.000	1.0 S 4 1 0 0 0 0 0 0 0 0 0 4 4 0.00 1.000																				

Batter	1	2	3	4	5	6	7	8	9	AB	R	H	RBI	BB	SO	LOB	BOTTOM							
Lou Brock, L OBP: 0.381, SLG: 0.445 (1, 7)	0-0 1-3		0-3 K		0-0 F9		4-0 HBP BB IBB			3	0	0	0	1	1	3	Montreal Expos @ St. Louis Cardinals Busch Stadium, St. Louis, MO Sat Jun 22 1974, 7:05 PM CDT Att: 42,640 - Unknown livebaseballscores.com							
Ted Sizemore, R OBP: 0.357, SLG: 0.336 (1, 4)	0-0 5-3			4-0 1B BB		0-0 P4	4-0 L6-4 HBP BB			2	0	0	1	2	0	0								
Ted Simmons, S OBP: 0.325, SLG: 0.451 (1, 2)	0-0 F8		0-0 L4		0-0 HR		0-0 L6-4 HBP			3	1	1	2	0	0	1								
Joe Torre, R OBP: 0.375, SLG: 0.416 (1, 3)		0-0 5-3		0-0 G6-3 1B		0-0 F3	0-0 L6-4			4	0	1	0	0	0	3								
Bake McBride, L OBP: 0.341, SLG: 0.383 (1, 8)		0-0 CS S 1B		0-0 G6-3		0-0 G1		0-3 K		4	0	1	0	0	1	2								
Jose Cruz, L OBP: 0.349, SLG: 0.442 Luis Melendez, R OBP: 0.338, SLG: 0.383 (9, 9)		0-3 K		0-0 1B FC3-2 1B		0-0 6-3	0-0 1B 2B			4	0	2	0	0	1	1								
Ken Reitz, R OBP: 0.323, SLG: 0.380 (1, 5)			0-0 2-3		0-0 FC3-2 1B		0-0 E5 1B E 1B		0-0 G6-4-3	4	1	2	0	0	0	0								
Mike Tyson, R OBP: 0.246, SLG: 0.249 Tim McCarver, L OBP: 0.315, SLG: 0.279 Jack Heidemann, R OBP: 0.214, SLG: 0.324 Jim Dwyer, L OBP: 0.296, SLG: 0.296 Rich Folkers, L OBP: 0.424, SLG: 0.635 Jim Hickman, R OBP: 0.368, SLG: 0.429 Mike Garman, R ERA: 2.88 (8, 6) (5, PH) (8, 6) (7, PH) (8, 1) (8, PH) (8, 1)			0-0 6-3		0-0 FC3-2		0-0 E BB 1B		0-0 G6-4-3	1	0	0	0	0	0	0								
Lynn McGlothen, L OBP: 0.306, SLG: 0.333 Reggie Smith, S OBP: 0.424, SLG: 0.635 Tom Heintzelman, R OBP: 0.436, SLG: 0.529 (7, PH) (7, PR) (8, 6)			0-0 1B		0-0 P6		0-0 E7 BB HBP			2	0	1	0	0	0	2								
Inning Stats	R: 0 E: 0 K: 0 S: 3	H: 0 LOB: 0 BB: 0 P: 3	R: 0 E: 0 K: 1 S: 5	H: 1 LOB: 0 BB: 0 P: 5	R: 0 E: 0 K: 0 S: 3	H: 1 LOB: 1 BB: 1 P: 7	R: 0 E: 0 K: 0 S: 5	H: 2 LOB: 2 BB: 0 P: 5	R: 1 E: 0 K: 0 S: 4	H: 1 LOB: 0 BB: 0 P: 4	R: 3 E: 2 K: 0 S: 5	H: 1 LOB: 3 BB: 2 P: 14	R: 0 E: 0 K: 1 S: 6	H: 2 LOB: 1 BB: 0 P: 6	1B: 7 2B: 2 3B: 0 HR: 1	SF: 0 SAC: 0 DP: 3 HBP: 1		WP: 0 PB: 0 SB: 1 CS: 1	PA: 35					
PITCHER	IP WLS BF H R ER SO BB IBB HBP BLK WP HR S P ERA WHIP	6.1 L 28 7 4 1 2 1 0 0 0 0 0 30 38 1.42 1.263	1.2 7 2 0 0 1 1 0 1 0 0 0 7 12 0.00 1.800																					



Batter	1	2	3	4	5	6	7	8	9	AB R H RBI BB SO LOB	TOP							
Dave Cash, R OBP: 0.373, SLG: 0.408 (1, 4)	3-1	HBP	F8			6-3			5-3	4 0 0 0 0 0 0	Philadelphia Phillies @ Montreal Expos Jarry Park, Montreal, QB Mon Jun 24 1974, 7:05 PM EDT Att: 15,083 - Unknown							
Larry Bowa, S OBP: 0.308, SLG: 0.359 (1, 6)	BB 1B	L5	4-3			L8			2B	5 1 2 0 0 0 1								
Del Unser, L OBP: 0.387, SLG: 0.415 (1, 8)	1B BB		FC3-5 1B	4-1			K		F7	4 1 1 0 1 1 1								
Mike Schmidt, R OBP: 0.426, SLG: 0.596 (1, 5)	G3 1B		BLK FC3-5 1B	5-3			F8		BB	4 1 2 1 1 0 0								
Tom Hutton, L OBP: 0.281, SLG: 0.359 (1, 7)	G3 1B		FC3-5 BLK 1B	K					K	5 1 2 1 0 2 4								
Willie Montanez, L OBP: 0.288, SLG: 0.348 (1, 3)	G3		2B HR 1B				4-3			4 1 1 2 0 1 3								
Mike Anderson, R OBP: 0.317, SLG: 0.387 (1, 9)	4-3		HR 2B			F9			4-3	4 1 1 0 0 0 2								
Bob Boone, R OBP: 0.302, SLG: 0.296 (1, 2)		P6	HR IBB			F8			6-3	3 1 0 0 1 0 0								
Jim Lonborg, R OBP: 0.140, SLG: 0.229 (1, 1)	1-3		HR			K			K	4 1 1 4 0 2 0								
Inning Stats	R: 2 E: 0 K: 0 S: 6	H: 3 LOB: 2 BB: 1 P: 10	R: 0 E: 0 K: 0 S: 3	H: 0 LOB: 1 BB: 0 P: 4	R: 6 E: 0 K: 0 S: 8	H: 5 LOB: 0 BB: 1 P: 12	R: 0 E: 0 K: 1 S: 5	H: 0 LOB: 0 BB: 0 P: 5	R: 0 E: 0 K: 1 S: 6	H: 1 LOB: 1 BB: 0 P: 6	R: 0 E: 0 K: 1 S: 5	H: 0 LOB: 0 BB: 0 P: 5	R: 0 E: 0 K: 1 S: 6	H: 0 LOB: 2 BB: 1 P: 10	1B: 7 2B: 2 3B: 0 HR: 1	SF: 0 SAC: 0 DP: 0 HBP: 1	WP: 0 PB: 0 SB: 0 CS: 0	PA: 41
PITCHER	IP WLS BF H R ER SO BB IBB HBP BLK WP HR S P ERA WHIP											IP WLS BF H R ER SO BB IBB HBP BLK WP HR S P ERA WHIP						
Mike Torrez, R ERA: 4.5 (1, 1)	2.1 L 17 7 7 7 0 1 1 1 1 0 0 14 23 27.00 3.429																	
Chuck Taylor, R ERA: 2.53 (3, 1)	0.2 3 1 1 1 0 0 0 0 0 0 1 3 3 13.50 1.500																	
Donald DeMola, R ERA: 3.25 (4, 1)	5.0 16 1 0 0 5 0 0 0 0 0 0 26 26 0.00 0.200																	
Tom Walker, R ERA: 3.41 (9, 1)	1.0 5 1 0 0 1 1 0 0 0 0 0 6 10 0.00 2.000																	

AB	37
R	8
H	10
RBI	8
BB	3
SO	6
LOB	11



Batter	1	2	3	4	5	6	7	8	9	AB R H RBI BB SO LOB	BOTTOM							
Ron Hunt, R OBP: 0.367, SLG: 0.255 (1, 5)	P6			F8		L1			F9	4 0 0 0 0 0 0	Philadelphia Phillies @ Montreal Expos Jarry Park, Montreal, QB Mon Jun 24 1974, 7:05 PM EDT Att: 15,083 - Unknown							
Larry Lintz, S OBP: 0.352, SLG: 0.330 (1, 4)	1B			S 2B 1B		4-3			S BB 1B	4 1 3 0 0 0 0								
Willie Davis, L OBP: 0.327, SLG: 0.420 (1, 8)	3			P4		F7			G4-6-3 BB	3 0 0 0 1 0 2								
Ken Singleton, S OBP: 0.415, SLG: 0.379 (1, 9)	1-3			1B 2B		F7			G4-6-3 BB	4 1 1 1 0 0 2								
Ron Fairly, L OBP: 0.383, SLG: 0.453 (1, 3)	G6-4-3 1B			2H 1B		F7				3 0 2 1 0 0 0								
Bob Bailey, R OBP: 0.398, SLG: 0.406 (1, 7)	G6-4-3			P6		6-3				3 0 0 0 0 0 2								
Tim Foli, R OBP: 0.307, SLG: 0.305 (1, 6)				5-3		F8			5-3	3 0 0 0 0 0 0								
Barry Foote, R OBP: 0.314, SLG: 0.420 (1, 2)				K		5-3			6-3	3 0 0 0 0 1 0								
Mike Torrez, R OBP: 0.100, SLG: 0.000 Chuck Taylor, R OBP: 0.330, SLG: 0.500 Bob Singleton, S OBP: 0.415, SLG: 0.400 Donald DeMola, R OBP: 0.415, SLG: 0.400 Boots Day, L OBP: 0.302, SLG: 0.250 Tom Walker, R (1, 1)	4-3			4-3		4-3			2-3	0 0 0 0 0 0 0								
Inning Stats	R: 0 E: 0 K: 0 S: 3	H: 1 LOB: 0 BB: 0 P: 3	R: 0 E: 0 K: 0 S: 3	H: 1 LOB: 0 BB: 0 P: 3	R: 0 E: 0 K: 1 S: 5	H: 0 LOB: 0 BB: 0 P: 5	R: 2 E: 0 K: 0 S: 6	H: 3 LOB: 1 BB: 0 P: 6	R: 0 E: 0 K: 0 S: 3	H: 0 LOB: 0 BB: 0 P: 3	R: 0 E: 0 K: 0 S: 3	H: 0 LOB: 0 BB: 0 P: 3	R: 0 E: 0 K: 0 S: 3	H: 1 LOB: 1 BB: 1 P: 7	1B: 5 2B: 2 3B: 0 HR: 0	SF: 0 SAC: 0 DP: 3 HBP: 0	WP: 0 PB: 0 SB: 2 CS: 0	PA: 31
PITCHER	IP WLS BF H R ER SO BB IBB HBP BLK WP HR S P ERA WHIP											IP WLS BF H R ER SO BB IBB HBP BLK WP HR S P ERA WHIP						
Jim Lonborg, R ERA: 2.37 (1, 1)	9.0 W 31 6 2 2 1 1 0 0 0 0 0 32 36 2.00 0.778																	



Batter	1	2	3	4	5	6	7	8	9	AB	R	H	RBI	BB	SO	LOB	TOP					
Dave Cash, R (1,4) OBP: 0.375, SLG: 0.408	4-0 WP FC1-5 BB		0-0 F9			0-0 WP 1B		0-0 F8		3	0	1	0	1	0	2						
Larry Bowa, S (1,6) OBP: 0.304, SLG: 0.354	0-0 6-3		0-0 1-3			0-3 K			0-0 P6	4	0	0	0	0	1	3						
Del Unser, L (1,8) OBP: 0.380, SLG: 0.406	0-0 FC1-5			0-0 P2		0-0 L7			0-0 G1	4	0	0	0	0	0	2						
Mike Schmidt, R (1,5) OBP: 0.424, SLG: 0.588	0-3 K			0-0 P3			0-3 K		4-0 BB	3	0	0	0	1	2	1						
Tom Hutton, L (1,7) OBP: 0.280, SLG: 0.349		0-0 F9		4-0 CS BB			0-0 G3		0-0 3-1	3	0	0	0	1	0	1						
Willie Montanez, L (1,3) OBP: 0.284, SLG: 0.342		0-0 E4 G5-4-3		0-0 CS	0-0 G3		0-0 P6			3	0	0	0	0	0	0						
Mike Anderson, R (1,9) OBP: 0.313, SLG: 0.382		0-0 G5-4-3			0-0 F8			0-0 L6		3	0	0	0	0	0	1						
Bob Boone, R (1,2) OBP: 0.302, SLG: 0.294			4-0 S BB		0-0 F8			0-0 1-3		2	0	0	0	1	0	0						
Dick Ruthven, R (1,1) OBP: 0.133, SLG: 0.133			0-3 K		0-0 4-3			4-0 BB		2	0	0	0	0	1	1						
Frank Linzy, R (6,1)										0	0	0	0	0	0	0						
Pete Richert, L (6,1)										0	0	0	0	0	0	0						
Billy Grabarkewitz, R (8,PH) OBP: 0.287, SLG: 0.240										0	0	0	0	1	0	0						
Eddie Watt, R (8,1)										0	0	0	0	0	0	0						
Inning Stats	R: 0 E: 0 K: 1 S: 5	H: 0 LOB: 1 BB: 1 P: 9	R: 0 E: 1 K: 0 S: 3	H: 0 LOB: 0 BB: 0 P: 3	R: 0 E: 0 K: 1 S: 5	H: 0 LOB: 1 BB: 1 P: 9	R: 0 E: 0 K: 0 S: 2	H: 0 LOB: 0 BB: 1 P: 6	R: 0 E: 0 K: 0 S: 3	H: 0 LOB: 0 BB: 0 P: 3	R: 0 E: 0 K: 1 S: 6	H: 1 LOB: 1 BB: 0 P: 6	R: 0 E: 0 K: 1 S: 5	H: 0 LOB: 0 BB: 0 P: 5	R: 0 E: 0 K: 0 S: 3	H: 0 LOB: 1 BB: 1 P: 7	R: 0 E: 0 K: 0 S: 3	H: 0 LOB: 1 BB: 1 P: 7	1B: 1 2B: 0 3B: 0 HR: 0	SF: 0 SAC: 0 DP: 1 HBP: 0	WP: 2 PB: 0 SB: 1 CS: 1	PA: 33
PITCHER Steve Renko, R (1,1) ERA: 4.3	IP: 9.0 WLS: W BF: 32 H: 1 R: 0 ER: 0 SO: 4 BB: 5 IBB: 0 HBP: 0 BLK: 0 WP: 2 HR: 0 S: 35 P: 55 ERA: 0.00 WHIP: 0.667															PITCHER	IP: 9.0 WLS: W BF: 32 H: 1 R: 0 ER: 0 SO: 4 BB: 5 IBB: 0 HBP: 0 BLK: 0 WP: 2 HR: 0 S: 35 P: 55 ERA: 0.00 WHIP: 0.667					

Philadelphia Phillies @ Montreal Expos
 Jarry Park, Montreal, QB
 Tue Jun 25 1974, 7:05 PM EDT
 Att: 18,122 - Unknown

AB	27
R	0
H	1
RBI	0
BB	5
SO	4
LOB	11



Batter	1	2	3	4	5	6	7	8	9	AB	R	H	RBI	BB	SO	LOB	BOTTOM					
Ron Hunt, R (1,5) OBP: 0.370, SLG: 0.260	0-0 4-3		0-0 BB		0-0 F8	0-0 BB 1B		0-0 F9		4	0	2	1	0	0	0						
Pepe Frias, R (7,5) OBP: 0.158, SLG: 0.211						1-2 2-H BB 1B				1	0	0	0	0	0	1						
Larry Lintz, S (1,4) OBP: 0.358, SLG: 0.330	0-3 K		0-0 1-3			0-0 BB 1B				3	1	1	0	1	1	1						
Willie Davis, L (1,8) OBP: 0.326, SLG: 0.417	0-0 G3			0-0 F9		0-0 HR 1B	0-0 4-3			4	1	1	0	0	0	3						
Ken Singleton, S (1,9) OBP: 0.409, SLG: 0.372		0-0 F7		0-0 6-3		0-3 K	0-0 F8			4	0	0	0	0	1	2						
Ron Fairly, L (1,3) OBP: 0.394, SLG: 0.468		0-0 WP		0-0 1B		4-0 HR BB	0-0 G5-4-3			2	1	2	0	1	0	0						
Hal Breen, R (7,PH) OBP: 0.348, SLG: 0.403										1	0	1	0	0	0	0						
Mike Jorgensen, L (7,PR) OBP: 0.435, SLG: 0.367		0-0 WP 2B		0-0 1B		0-0 HR BB	0-0 G5-4-3			0	0	0	0	0	0	0						
Bob Bailey, R (1,7) OBP: 0.400, SLG: 0.422		0-3 K		0-0 1B		0-0 HR	0-0 G5-4-3			4	1	2	4	0	1	2						
Ron Woods, R (8,7) OBP: 0.282, SLG: 0.156				1-3 1B		1-1 2-H 3-H HR	1-2			0	0	0	0	0	0	0						
Tim Foli, R (1,6) OBP: 0.306, SLG: 0.304	0-0 5-3			0-0 P4		0-0 P6		0-0 1B		4	0	1	0	0	0	3						
Barry Foote, R (1,2) OBP: 0.313, SLG: 0.411			0-0 4-3		0-3 K	4-0 1B BB		0-3 K		3	1	0	0	1	2	1						
Steve Renko, R (1,1) OBP: 0.256, SLG: 0.270			0-3 K		0-3 K	0-0 BB 1B		0-3 K		4	0	1	0	0	3	1						
Inning Stats	R: 0 E: 0 K: 1 S: 5	H: 0 LOB: 0 BB: 0 P: 5	R: 0 E: 0 K: 1 S: 6	H: 1 LOB: 1 BB: 0 P: 6	R: 0 E: 0 K: 1 S: 6	H: 1 LOB: 1 BB: 0 P: 6	R: 0 E: 0 K: 0 S: 5	H: 2 LOB: 2 BB: 0 P: 5	R: 0 E: 0 K: 2 S: 7	H: 0 LOB: 0 BB: 0 P: 7	R: 5 E: 0 K: 1 S: 10	H: 5 LOB: 3 BB: 3 P: 22	R: 0 E: 0 K: 0 S: 3	H: 1 LOB: 1 BB: 0 P: 3	R: 0 E: 0 K: 2 S: 8	H: 1 LOB: 1 BB: 0 P: 8	R: 0 E: 0 K: 0 S: 3	H: 1 LOB: 1 BB: 0 P: 8	1B: 9 2B: 1 3B: 0 HR: 1	SF: 0 SAC: 0 DP: 1 HBP: 0	WP: 1 PB: 0 SB: 1 CS: 0	PA: 37
PITCHER Dick Ruthven, R (1,1) ERA: 3.95	IP: 5.2 WLS: L BF: 27 H: 8 R: 5 ER: 5 SO: 6 BB: 2 IBB: 0 HBP: 0 BLK: 0 WP: 1 HR: 1 S: 37 P: 45 ERA: 7.94 WHIP: 1.765															PITCHER	IP: 5.2 WLS: L BF: 27 H: 8 R: 5 ER: 5 SO: 6 BB: 2 IBB: 0 HBP: 0 BLK: 0 WP: 1 HR: 1 S: 37 P: 45 ERA: 7.94 WHIP: 1.765					
Frank Linzy, R (6,1) ERA: 2.95	0.0 2 1 0 0 0 1 0 0 0 0 0 1 5 ∞ ∞																					
Pete Richert, L (6,1) ERA: 2.13	1.1 4 1 0 0 0 0 0 0 0 0 4 4 0.00 0.750																					
Eddie Watt, R (8,1) ERA: 4.79	1.0 4 1 0 0 2 0 0 0 0 0 8 8 0.00 1.000																					

Philadelphia Phillies @ Montreal Expos
 Jarry Park, Montreal, QB
 Tue Jun 25 1974, 7:05 PM EDT
 Att: 18,122 - Unknown

AB	34
R	5
H	11
RBI	5
BB	3
SO	8
LOB	14



Batter	1	2	3	4	5	6	7	8	9	AB	R	H	RBI	BB	SO	LOB	TOP					
Dave Cash, R OBP: 0.373, SLG: 0.405 (1,4)	0-0 4-3		0-0 G1-6-3			0-0 1B		0-0 1-3	4 0 1 0 0 0 1								Philadelphia Phillies @ Montreal Expos Jarry Park, Montreal, QB Wed Jun 26 1974, 7:05 PM EDT Att: 16,108 - Unknown					
Larry Bowa, S OBP: 0.300, SLG: 0.349 (1,6)	0-0 1-3			0-0 F8		0-0 6-3		0-3 K	4 0 0 0 0 1 1													
Del Unser, L OBP: 0.373, SLG: 0.398 (1,8)	0-3 K			0-0 1-3			0-0 5-3	0-0 2-3	4 0 0 0 0 1 0													
Mike Schmidt, R OBP: 0.423, SLG: 0.583 (1,5)		4-0 FC6-4 BB		0-3 K			0-3 K		2 0 0 0 1 2 0													
Tom Hutton, L OBP: 0.281, SLG: 0.349 (1,7)		0-0 FC6-4 1B			0-0 3-1		0-0 FC6 1B		3 0 1 0 0 0 1													
Willie Montanez, L OBP: 0.284, SLG: 0.342 (1,3)		0-0 G6-4-3 1B			0-3 K		0-0 FC6		3 0 1 0 0 1 1													
Mike Anderson, R OBP: 0.309, SLG: 0.377 (1,9)		0-0 G6-4-3			0-3 K			0-3 K	3 0 0 0 0 2 2													
Bob Boone, R OBP: 0.298, SLG: 0.289 (1,2)			0-0 6-3			0-0 6-3		0-0 F7	3 0 0 0 0 0 0													
Steve Carlton, L OBP: 0.176, SLG: 0.240 (1,1)			0-0 G1-6-3 1B			0-0 5-3		0-0 G3	3 0 1 0 0 0 0													
Inning Stats	R: 0 E: 0 K: 1 S: 5	H: 0 LOB: 0 BB: 0 P: 5	R: 0 E: 0 K: 0 S: 3	H: 1 LOB: 1 BB: 1 P: 7	R: 0 E: 0 K: 0 S: 3	H: 1 LOB: 0 BB: 0 P: 3	R: 0 E: 0 K: 2 S: 5	H: 0 LOB: 0 BB: 0 P: 5	R: 0 E: 0 K: 2 S: 7	H: 0 LOB: 0 BB: 0 P: 7	R: 0 E: 0 K: 0 S: 4	H: 1 LOB: 1 BB: 0 P: 4	R: 0 E: 0 K: 1 S: 6	H: 1 LOB: 1 BB: 0 P: 6	R: 0 E: 0 K: 1 S: 5	H: 0 LOB: 0 BB: 0 P: 5		R: 0 E: 0 K: 1 S: 5	H: 0 LOB: 0 BB: 0 P: 5	1B: 4 2B: 0 3B: 0 HR: 0	SF: 0 SAC: 0 DP: 2 HBP: 0	WP: 0 PB: 0 SB: 0 CS: 0
PITCHER Steve Rogers, R ERA: 4.78 (1,1)	IP: 9.0 WLS: W BF: 30 H: 4 R: 0 ER: 0 SO: 7 BB: 1 IBB: 0 HBP: 0 BLK: 0 WP: 0 HR: 0 S: 43 P: 47 ERA: 0.00 WHIP: 0.556																					

AB	29
R	0
H	4
RBI	0
BB	1
SO	7
LOB	6



Batter	1	2	3	4	5	6	7	8	9	AB	R	H	RBI	BB	SO	LOB	BOTTOM					
Ron Hunt, R OBP: 0.372, SLG: 0.270 (1,5)	0-0 5-3		0-0 1B			0-0 P3		0-0 1B 2B	4 1 2 1 0 0 0								Philadelphia Phillies @ Montreal Expos Jarry Park, Montreal, QB Wed Jun 26 1974, 7:05 PM EDT Att: 16,108 - Unknown					
Pepe Frias, R OBP: 0.158, SLG: 0.211 (9,5)						0-0 5-3		0-0 F8	0 0 0 0 0 0 0													
Tim Foli, R OBP: 0.304, SLG: 0.302 (1,6)	0-0 WP 1B		0-0 1-3			0-0 5-3		0-0 F8	4 0 1 0 0 0 2													
Bob Bailey, R OBP: 0.402, SLG: 0.421 (1,7)				0-3 K		4-0 FC5-4 BB		0-0 1B	3 0 1 1 1 2 1													
Willie Davis, L OBP: 0.326, SLG: 0.417 (9,8)	0-3 K					0-0 FC5-4 BB		0-0 1B	0 0 0 0 0 0 0													
Hal Breeden, R OBP: 0.333, SLG: 0.383 (1,3)	0-0 5-3			0-0 5-3		0-0 FC5-4		0-0 P5	4 0 0 0 0 0 3													
Mike Jorgensen, L OBP: 0.435, SLG: 0.367 (9,3)	0-0 5-3					0-0 FC5-4		0-0 P5	0 0 0 0 0 0 0													
Ken Singleton, S OBP: 0.408, SLG: 0.372 (1,9)		0-0 4-3		0-0 1B		0-3 K		0-0 K	3 0 1 0 0 1 0													
Ron Woods, R OBP: 0.282, SLG: 0.143 (1,8)		0-0 4-3		0-3 K		0-0 6-3		0-0 6-3	3 0 0 0 0 1 1													
Jim Cox, R OBP: 0.289, SLG: 0.294 (1,4)		0-3 K			0-0 6-3		0-0 F9		3 0 0 0 0 1 0													
Barry Foote, R OBP: 0.313, SLG: 0.410 (1,2)			0-3 K		0-3 K			0-0 SH3-4 2B 1B	3 1 1 0 0 2 0													
Steve Rogers, R OBP: 0.205, SLG: 0.146 (1,1)			0-0 5-3		0-3 K			0-0 SH3-4	2 0 0 0 0 1 0													
Inning Stats	R: 0 E: 0 K: 1 S: 6	H: 1 LOB: 1 BB: 0 P: 6	R: 0 E: 0 K: 1 S: 5	H: 0 LOB: 0 BB: 0 P: 5	R: 0 E: 0 K: 1 S: 6	H: 1 LOB: 1 BB: 0 P: 6	R: 0 E: 0 K: 2 S: 8	H: 1 LOB: 1 BB: 0 P: 8	R: 0 E: 0 K: 2 S: 7	H: 0 LOB: 0 BB: 0 P: 7	R: 0 E: 0 K: 0 S: 3	H: 0 LOB: 1 BB: 1 P: 7	R: 0 E: 0 K: 1 S: 5	H: 0 LOB: 0 BB: 0 P: 5	R: 2 E: 0 K: 0 S: 6	H: 3 LOB: 1 BB: 0 P: 6	R: 0 E: 0 K: 0 S: 6	H: 0 LOB: 1 BB: 0 P: 6	1B: 5 2B: 1 3B: 0 HR: 0	SF: 0 SAC: 1 DP: 0 HBP: 0	WP: 1 PB: 0 SB: 0 CS: 0	PA: 31
PITCHER Steve Carlton, L ERA: 2.94 (1,1)	IP: 8.0 WLS: L BF: 31 H: 6 R: 2 ER: 2 SO: 8 BB: 1 IBB: 0 HBP: 0 BLK: 0 WP: 1 HR: 0 S: 46 P: 50 ERA: 2.25 WHIP: 0.875																					

AB	29
R	2
H	6
RBI	2
BB	1
SO	8
LOB	7



Batter	1	2	3	4	5	6	7	8	9	AB	R	H	RBI	BB	SO	LOB	TOP				
Don Kessinger, S OBP: 0.359, SLG: 0.339 (1, 6)	6-3			4-3	1B	K			F7	5	1	1	1	0	1	1	Chicago Cubs @ Montreal Expos Jarry Park, Montreal, QB Thu Jun 27 1974, 7:05 PM EDT Att: 12,345 - Unknown - 74 F				
Jerry Morales, R OBP: 0.326, SLG: 0.425 (1, 7)	F5			1B	2B	1B			F7	5	2	2	0	0	1	0					
Billy Williams, L OBP: 0.388, SLG: 0.478 (1, 3)	6-3			F3	1-2 2-H	1B			K	4	0	1	1	0	1	1					
Rick Monday, L OBP: 0.380, SLG: 0.444 (1, 8)		F7		1B	K				1B	4	0	2	0	0	1	2					
Jose Cardenal, R OBP: 0.351, SLG: 0.446 (1, 9)		F9		1-2 3-H	1B	1-3 2-H			4-3	4	0	2	2	0	0	1					
Bill Madlock, R OBP: 0.340, SLG: 0.438 (1, 5)		P3		5-3	5-3				K	4	0	0	0	0	1	4					
Vic Harris, S OBP: 0.284, SLG: 0.229 Dave Rosello, R OBP: 0.257, SLG: 0.268 (8, 4)			4-3		E	3B			F9	4	1	1	0	0	1	0					
Steve Swisher, R OBP: 0.315, SLG: 0.200 (1, 2)			F9		6-3				4-3	4	0	1	0	0	0	1					
Bill Bonham, R OBP: 0.176, SLG: 0.152 Oscar Zamora, R (6, 1)			G3		FC6	1B			F4	3	1	0	0	0	0	1					
									K	1	0	0	0	0	1	0					
Inning Stats	R: 0 E: 0 K: 0 S: 3	H: 0 LOB: 0 BB: 0 P: 3	R: 0 E: 0 K: 0 S: 3	H: 0 LOB: 0 BB: 0 P: 3	R: 0 E: 0 K: 0 S: 3	H: 0 LOB: 0 BB: 0 P: 3	R: 1 E: 0 K: 0 S: 6	H: 3 LOB: 2 BB: 0 P: 6	R: 4 E: 1 K: 1 S: 11	H: 5 LOB: 2 BB: 0 P: 11	R: 0 E: 0 K: 2 S: 8	H: 1 LOB: 1 BB: 0 P: 8	R: 0 E: 0 K: 1 S: 5	H: 0 LOB: 0 BB: 0 P: 5	R: 0 E: 0 K: 1 S: 5	H: 0 LOB: 0 BB: 0 P: 5	1B: 7 2B: 2 3B: 1 HR: 0	SF: 0 SAC: 0 DP: 0 HBP: 0	WP: 0 PB: 0 SB: 0 CS: 0	PA: 38	
PITCHER	IP	WLS	BF	H	R	ER	SO	BB	IBB	HBP	BLK	WP	HR	S	P	ERA	WHIP				
Ernie McAnally, R ERA: 3.83 (1, 1)	5.0	L	24	8	5	3	1	0	0	0	0	0	0	26	26	5.40	1.600				
Donald DeMola, R ERA: 3.09 (6, 1)	2.0		8	2	0	0	4	0	0	0	0	0	0	16	16	0.00	1.000				
Chuck Taylor, R ERA: 2.42 (8, 1)	2.0		6	0	0	0	2	0	0	0	0	0	0	10	10	0.00	0.000				

AB	38
R	5
H	10
RBI	4
BB	0
SO	7
LOB	11



Batter	1	2	3	4	5	6	7	8	9	AB	R	H	RBI	BB	SO	LOB	BOTTOM					
Ron Hunt, R OBP: 0.366, SLG: 0.265 (8, 4)	6-3		4-3		6-3				P4	4	0	0	0	0	0	1	Chicago Cubs @ Montreal Expos Jarry Park, Montreal, QB Thu Jun 27 1974, 7:05 PM EDT Att: 12,345 - Unknown - 74 F					
Larry Lintz, S OBP: 0.366, SLG: 0.333 Hal Breeden, R OBP: 0.330, SLG: 0.378 Chuck Taylor, R OBP: 0.333, SLG: 0.500 (7, PH)	6-3			SH1-3 1B		1B			F7	2	2	1	0	1	0	0						
Willie Davis, L OBP: 0.332, SLG: 0.420 (1, 8)				SH1-3 1B		BB			F8	3	1	2	0	1	0	0						
Ken Singleton, S OBP: 0.407, SLG: 0.371 (1, 9)	4-3			SH1-3		BB			F9	3	0	1	1	0	0	1						
Ron Fairly, L OBP: 0.397, SLG: 0.462 (1, 3)	6-3			1B		BB			3-1	2	0	0	0	2	0	0						
Bob Bailey, R OBP: 0.403, SLG: 0.436 (8, 5)	K			1-3 2-H 3-H		BB			HR	4	1	2	2	0	1	2						
Tim Foli, R OBP: 0.298, SLG: 0.295 (1, 6)	6-3			4-3		4-3			P6	4	0	0	0	0	0	3						
Bob Stinson, S OBP: 0.400, SLG: 0.357 (1, 2)			4-3		K				K	3	0	0	0	1	2	0						
Ernie McAnally, R OBP: 0.167, SLG: 0.138 Boots Day, L OBP: 0.295, SLG: 0.250 Donald DeMola, R (5, PH)			K		4-3				F8	1	0	0	0	0	0	0						
Mike Jorgensen, L OBP: 0.422, SLG: 0.353 (7, PH)						G3				2	0	0	0	0	0	1						
Inning Stats	R: 0 E: 0 K: 0 S: 4	H: 1 LOB: 1 BB: 0 P: 4	R: 0 E: 0 K: 1 S: 5	H: 0 LOB: 0 BB: 0 P: 5	R: 0 E: 0 K: 1 S: 4	H: 0 LOB: 0 BB: 0 P: 5	R: 1 E: 0 K: 0 S: 4	H: 2 LOB: 2 BB: 2 P: 12	R: 0 E: 0 K: 1 S: 5	H: 0 LOB: 0 BB: 0 P: 5	R: 2 E: 0 K: 0 S: 4	H: 2 LOB: 1 BB: 2 P: 12	R: 0 E: 0 K: 0 S: 3	H: 0 LOB: 1 BB: 1 P: 7	R: 0 E: 0 K: 0 S: 3	H: 0 LOB: 0 BB: 0 P: 3	R: 1 E: 0 K: 1 S: 6	H: 1 LOB: 0 BB: 0 P: 6	1B: 5 2B: 0 3B: 0 HR: 1	SF: 0 SAC: 1 DP: 1 HBP: 0	WP: 0 PB: 0 SB: 1 CS: 0	PA: 36
PITCHER	IP	WLS	BF	H	R	ER	SO	BB	IBB	HBP	BLK	WP	HR	S	P	ERA	WHIP					
Bill Bonham, R ERA: 4.48 (1, 1)	5.0	W	23	5	3	3	3	3	3	0	0	0	0	25	41	5.40	1.600					
Oscar Zamora, R ERA: 2.09 (6, 1)	4.0	S	13	1	1	1	1	1	0	0	0	0	1	14	18	2.25	0.500					

AB	30
R	4
H	6
RBI	3
BB	5
SO	4
LOB	9



Batter	1	2	3	4	5	6	7	8	9	AB	R	H	RBI	BB	SO	LOB	TOP			
Don Kessinger, S (1, 6) OBP: 0.359, SLG: 0.335 Dave Rosello, R (4, PR) OBP: 0.261, SLG: 0.266 (4, 6)	G3			FC6-4 BB		G1-6-3 BB			6-3	1	0	0	0	1	0	0				
Jerry Morales, R (1, 7) OBP: 0.317, SLG: 0.415	L8			FC6-4 2B 1-2		K			F8	4	0	0	0	0	1	2				
Chris Ward, L (1, 3) OBP: 0.373, SLG: 0.404	L1					G1-6-3 1-2			F9	4	0	1	0	0	0	1				
Rick Monday, L (1, 8) OBP: 0.372, SLG: 0.443 Carmen Fanzone, R (7, 5) OBP: 0.290, SLG: 0.289		F9		K					3-1	3	0	0	0	0	1	3				
Jose Cardenal, R (1, 9) OBP: 0.346, SLG: 0.436 Jim Tyrone, R (7, 9) OBP: 0.333, SLG: 0.300		P6		F2					K	0	0	0	0	0	0	0				
Vic Harris, S (1, 4) OBP: 0.280, SLG: 0.234		4-3				K			F8	3	0	0	0	0	1	0				
Matt Alexander, S (1, 5) OBP: 0.361, SLG: 0.250 (7, 8)			4-3			1B BB			K	2	0	0	0	1	1	0				
George Mitterwald, R (1, 2) OBP: 0.291, SLG: 0.327			K			S6-3 1B			K	3	0	1	0	0	2	0				
Ken Frailing, L (1, 1) OBP: 0.333, SLG: 0.308 Jim Todd, L (3, 1) Ray Burris, R (6, 1)			4-3			G6-3 1-2			6-3	1	0	0	0	0	0	0				
										1	0	0	0	0	0	2				
										1	0	0	0	0	0	0				
Inning Stats	R: 0 E: 0 K: 0 S: 3	H: 0 LOB: 0 BB: 0 P: 3	R: 0 E: 0 K: 0 S: 3	H: 0 LOB: 0 BB: 0 P: 3	R: 0 E: 0 K: 1 S: 5	H: 0 LOB: 0 BB: 0 P: 5	R: 0 E: 0 K: 1 S: 6	H: 1 LOB: 3 BB: 1 P: 10	R: 0 E: 0 K: 1 S: 4	H: 0 LOB: 0 BB: 0 P: 8	R: 0 E: 0 K: 1 S: 5	H: 0 LOB: 0 BB: 0 P: 5	R: 0 E: 0 K: 2 S: 7	H: 0 LOB: 0 BB: 0 P: 7	R: 0 E: 0 K: 0 S: 3	H: 0 LOB: 0 BB: 0 P: 3	1B: 1 2B: 1 3B: 0 HR: 0	SF: 0 SAC: 0 DP: 2 HBP: 0	WP: 0 PB: 0 SB: 0 CS: 0	PA: 30
PITCHER Dennis Blair, R (1, 1) ERA: 3.23	IP: 9.0 WLS: W BF: 30 H: 2 R: 0 ER: 0 SO: 7 BB: 3 IBB: 0 HBP: 0 BLK: 0 WP: 0 HR: 0 S: 41 P: 53 ERA: 0.00 WHIP: 0.556															PITCHER	IP: 9.0 WLS: W BF: 30 H: 2 R: 0 ER: 0 SO: 7 BB: 3 IBB: 0 HBP: 0 BLK: 0 WP: 0 HR: 0 S: 41 P: 53 ERA: 0.00 WHIP: 0.556			

Chicago Cubs @ Montreal Expos
Jarry Park, Montreal, QB
Fri Jun 28 1974, 7:05 PM EDT
Att: 20,098 - Unknown

AB	27
R	0
H	2
RBI	0
BB	3
SO	7
LOB	11



Batter	1	2	3	4	5	6	7	8	9	AB	R	H	RBI	BB	SO	LOB	BOTTOM			
Ron Hunt, R (1, 5) OBP: 0.372, SLG: 0.288 Boots Day, L (5, 9) OBP: 0.277, SLG: 0.233	K			E7 1B		P6		F8		4	1	3	5	0	1	0				
Tim Foli, R (1, 6) OBP: 0.294, SLG: 0.290	1B BB	6-3		SF8		6-3		F7		4	1	1	3	1	0	1				
Bob Bailey, R (1, 7) OBP: 0.404, SLG: 0.437 Mike Jorgensen, L (5, 7) OBP: 0.433, SLG: 0.407	WP 1B			4-3		P6		WP 2B		3	1	2	0	1	0	1				
Hal Breeden, R (1, 3) OBP: 0.327, SLG: 0.393	F3							F9		6	2	2	1	0	0	5				
Ron Woods, R (1, 8) OBP: 0.250, SLG: 0.146	WP 1B			K		E5 CS		6-3		5	0	1	1	0	1	2				
Barry Foote, R (1, 2) OBP: 0.322, SLG: 0.408	1-3 2-3			P6		1B HBP		3B 1B		3	2	1	0	1	0	3				
Jim Cox, R (1, 4) OBP: 0.300, SLG: 0.322		6-3		BB 2B		2B 1B		1B 3B		5	3	4	3	0	0	0				
Pepe Frias, R (1, 9) OBP: 0.214, SLG: 0.259 (5, 5)		E6 SH1-4 2B		BB 2B		1B 2B		K		4	3	2	2	1	1	2				
Dennis Blair, R (1, 1)		SH1-4		2B 1B BB		E 1B SF8 BB		K		2	2	0	0	2	2	3				
Inning Stats	R: 1 E: 0 K: 1 S: 7	H: 2 LOB: 2 BB: 1 P: 11	R: 1 E: 1 K: 0 S: 5	H: 1 LOB: 1 BB: 0 P: 5	R: 4 E: 0 K: 1 S: 10	H: 5 LOB: 2 BB: 3 P: 22	R: 4 E: 2 K: 0 S: 6	H: 3 LOB: 1 BB: 1 P: 11	R: 1 E: 0 K: 2 S: 9	H: 2 LOB: 2 BB: 1 P: 13	R: 0 E: 0 K: 0 S: 3	H: 0 LOB: 0 BB: 0 P: 3	R: 2 E: 0 K: 1 S: 8	H: 3 LOB: 1 BB: 0 P: 8	R: 0 E: 0 K: 0 S: 4	H: 1 LOB: 1 BB: 0 P: 4	1B: 9 2B: 7 3B: 1 HR: 0	SF: 1 SAC: 1 DP: 0 HBP: 1	WP: 2 PB: 0 SB: 0 CS: 1	PA: 49
PITCHER Ken Frailing, L (1, 1) ERA: 4.83 Jim Todd, R (3, 1) ERA: 4.23 Ray Burris, R (6, 1) ERA: 5.36	IP: 2.2 WLS: L BF: 16 H: 8 R: 8 ER: 7 SO: 2 BB: 3 IBB: 1 HBP: 1 BLK: 0 WP: 0 HR: 0 S: 18 P: 26 ERA: 13.50 WHIP: 2.625															PITCHER	IP: 2.2 WLS: L BF: 16 H: 8 R: 8 ER: 7 SO: 2 BB: 3 IBB: 1 HBP: 1 BLK: 0 WP: 0 HR: 0 S: 18 P: 26 ERA: 13.50 WHIP: 2.625			

Chicago Cubs @ Montreal Expos
Jarry Park, Montreal, QB
Fri Jun 28 1974, 7:05 PM EDT
Att: 20,098 - Unknown

AB	40
R	15
H	17
RBI	15
BB	6
SO	5
LOB	17



Batter	1	2	3	4	5	6	7	8	9	AB	R	H	RBI	BB	SO	LOB	TOP								
Don Kessinger, S (1, 6) OBP: 0.353, SLG: 0.328	5-3	K			6-3		F7		1-3	5	0	0	0	0	1	2	Chicago Cubs @ Montreal Expos Jarry Park, Montreal, QB Sat Jun 29 1974, 7:05 PM EDT Att: 14,283 - Unknown - 60 F								
Jerry Morales, R (1, 7) OBP: 0.316, SLG: 0.419	4-3		5-3		G3 2B		1B		F9	5	0	2	0	0	0	1									
Billy Williams, L (1, 3) OBP: 0.394, SLG: 0.473	WP 1B		G4-6-3 1B		G3		4-3		G3	5	0	2	0	0	0	3									
Rick Monday, L (1, 8) OBP: 0.373, SLG: 0.442	1-2 BB		G4-6-3 1-2		F8				2B SF8 1B	3	1	1	0	1	0	2									
Jose Cardenal, R (1, 9) OBP: 0.348, SLG: 0.439	F8			CS BB	4-3				SF8 1-3 1-2 2B	3	0	1	0	1	0	2									
Vic Harris, S (1, 4) OBP: 0.284, SLG: 0.231		F3		S BB	G3				IBB	2	0	0	0	2	0	0									
Bill Madlock, R (1, 5) OBP: 0.339, SLG: 0.429	F2			1-2 BB	P4				SF8	3	0	1	1	0	0	1									
George Mitterwald, R (1, 2) OBP: 0.298, SLG: 0.329										2	1	1	0	1	1	1									
Chris Ward, L (8, PH) OBP: 0.367, SLG: 0.396									2-3 3-H 0-0	1	0	0	0	0	0	2									
Steve Swisher, R (8, 2) OBP: 0.339, SLG: 0.288	1B S WP 1B								1-2 3-H	0	0	0	0	0	0	0									
Rick Reuschel, R (1, 1) OBP: 0.225, SLG: 0.282	WP 1-3 1B								1-3 WP 1B	4	0	2	0	0	2	2									
Inning Stats	R: 0 E: 0 K: 0 S: 4	H: 1 LOB: 2 BB: 1 P: 8	R: 1 E: 0 K: 1 S: 7	H: 2 LOB: 1 BB: 0 P: 7	R: 0 E: 0 K: 1 S: 3	H: 1 LOB: 2 BB: 0 P: 3	R: 0 E: 0 K: 1 S: 4	H: 0 LOB: 2 BB: 3 P: 16	R: 0 E: 0 K: 1 S: 6	H: 1 LOB: 1 BB: 0 P: 4	R: 0 E: 0 K: 1 S: 6	H: 1 LOB: 1 BB: 0 P: 6	R: 0 E: 0 K: 1 S: 6	H: 1 LOB: 1 BB: 0 P: 6	R: 1 E: 0 K: 0 S: 4	H: 2 LOB: 1 BB: 1 P: 8	R: 0 E: 0 K: 0 S: 4	H: 1 LOB: 1 BB: 0 P: 4	1B: 8 2B: 3 3B: 0 HR: 0	SF: 1 SAC: 0 DP: 2 HBP: 0	WP: 3 PB: 0 SB: 2 CS: 1	PA: 39			
PITCHER Steve Renko, R (1, 1) ERA: 4.1	IP: 9.0 WLS: L BF: 39	H: 10 R: 2 ER: 2 SO: 4	BB: 3 IBB: 2 HBP: 0 BLK: 0	WP: 3 HR: 0 S: 42 P: 62	ERA: 2.00 WHIP: 1.444																				

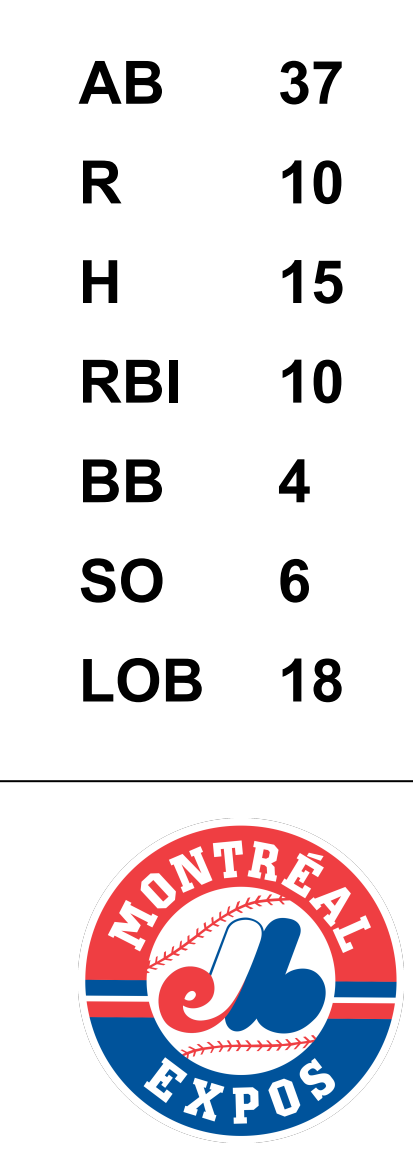
Batter	1	2	3	4	5	6	7	8	9	AB	R	H	RBI	BB	SO	LOB	BOTTOM								
Ron Hunt, R (1, 5) OBP: 0.369, SLG: 0.286	2B SF7 1B		F8	P4			6-3		B1-3	5	1	1	0	0	0	4	Chicago Cubs @ Montreal Expos Jarry Park, Montreal, QB Sat Jun 29 1974, 7:05 PM EDT Att: 14,283 - Unknown - 60 F								
Larry Lintz, S (1, 4) OBP: 0.366, SLG: 0.340	S FC1-2 2B		S BB				1-3			3	0	1	0	1	0	0									
Ron Fairly, L (1, 3) OBP: 0.387, SLG: 0.458	FC1-2 S BB		K				K		3-1	3	0	0	0	1	2	1									
Willie Davis, L (1, 8) OBP: 0.329, SLG: 0.409	SF7						4-3		P4	2	0	0	1	1	0	0									
Mike Jorgensen, L (1, 9) OBP: 0.423, SLG: 0.431	FC1-2 1-3 2-H		G3							4	0	1	0	0	1	4									
Bob Bailey, R (1, 7) OBP: 0.401, SLG: 0.433	K									4	0	1	0	0	3	3									
Barry Foote, R (1, 2) OBP: 0.314, SLG: 0.397										4	0	0	0	0	1	1									
Ron Woods, R (8, PR) OBP: 0.250, SLG: 0.146									E9 1B SH3-4	0	0	0	0	0	0	0									
Tim Foli, R (1, 6) OBP: 0.300, SLG: 0.296									SH3-4	3	0	2	0	0	0	1									
Steve Renko, R (1, 1) OBP: 0.262, SLG: 0.275										3	0	1	0	0	2	1									
Ken Singleton, S (8, PH) OBP: 0.401, SLG: 0.363										1	0	1	0	0	0	0									
Jim Cox, R (8, PR) OBP: 0.300, SLG: 0.322									B1-3 2-3	0	0	0	0	0	0	0									
Inning Stats	R: 1 E: 0 K: 1 S: 7	H: 2 LOB: 2 BB: 1 P: 11	R: 0 E: 0 K: 1 S: 5	H: 1 LOB: 0 BB: 0 P: 5	R: 0 E: 0 K: 1 S: 5	H: 0 LOB: 2 BB: 2 P: 13	R: 0 E: 0 K: 2 S: 9	H: 2 LOB: 2 BB: 0 P: 9	R: 0 E: 0 K: 1 S: 5	H: 0 LOB: 0 BB: 0 P: 5	R: 0 E: 0 K: 1 S: 6	H: 1 LOB: 1 BB: 0 P: 6	R: 0 E: 0 K: 1 S: 5	H: 0 LOB: 0 BB: 0 P: 5	R: 0 E: 0 K: 1 S: 6	H: 1 LOB: 1 BB: 0 P: 6	R: 0 E: 1 K: 0 S: 4	H: 1 LOB: 2 BB: 0 P: 4	1B: 6 2B: 2 3B: 1 HR: 0	SF: 1 SAC: 1 DP: 1 HBP: 0	WP: 0 PB: 0 SB: 4 CS: 1	PA: 37			
PITCHER Rick Reuschel, R (1, 1) ERA: 3.97	IP: 9.0 WLS: W BF: 37	H: 8 R: 1 ER: 1 SO: 9	BB: 3 IBB: 0 HBP: 0 BLK: 0	WP: 0 HR: 0 S: 52 P: 64	ERA: 1.00 WHIP: 1.222																				

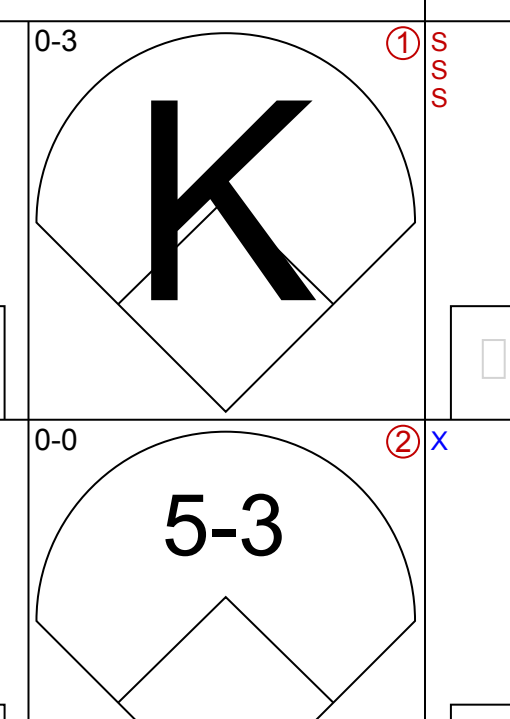
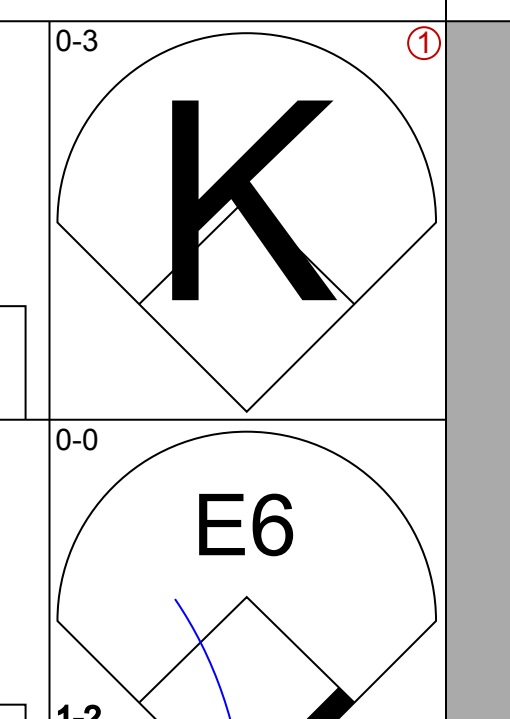
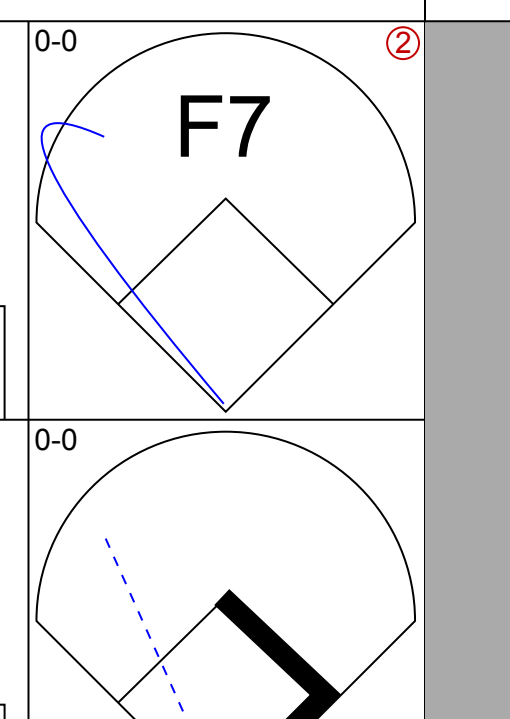
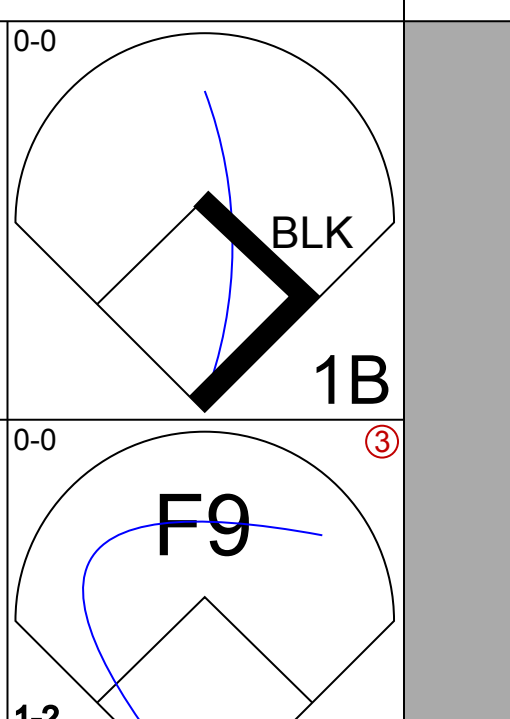
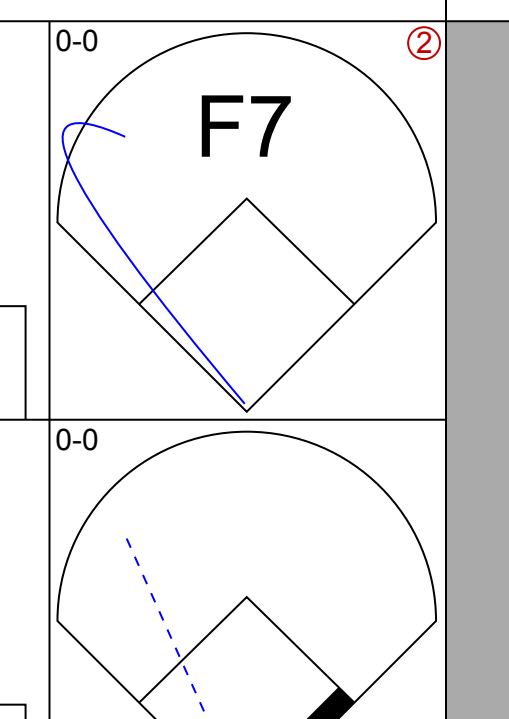
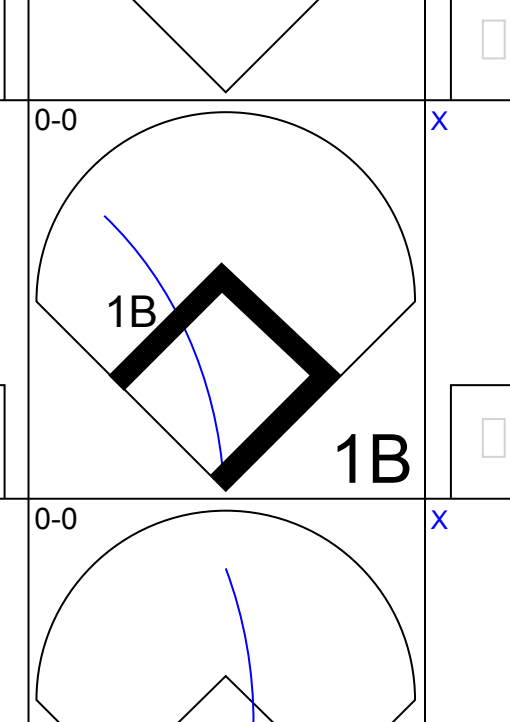
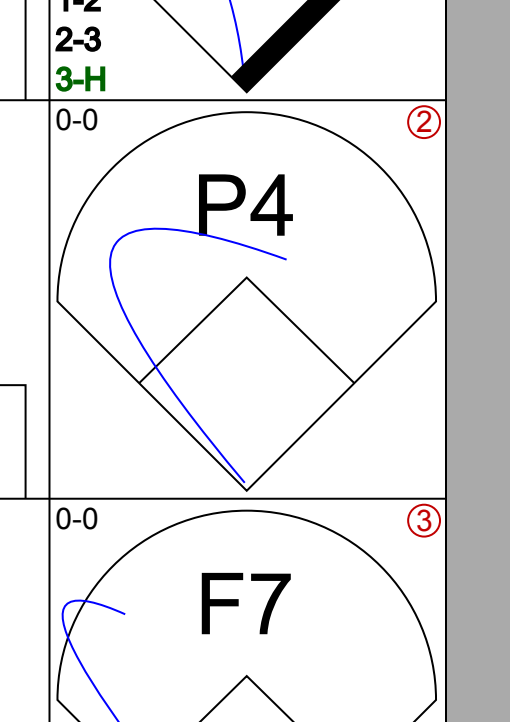
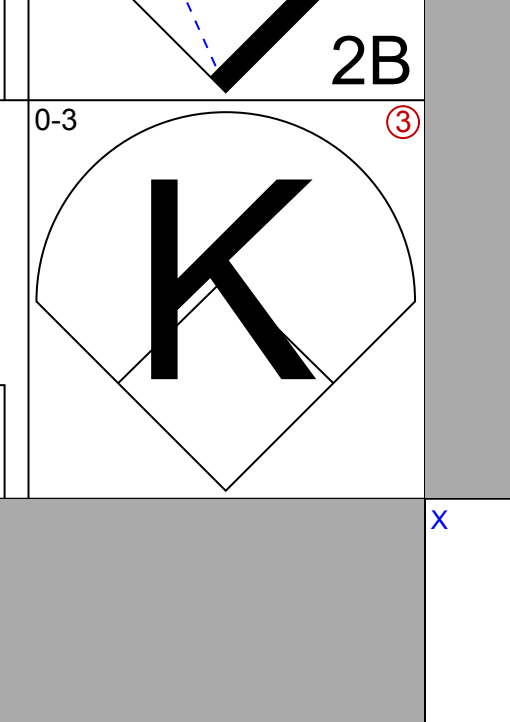
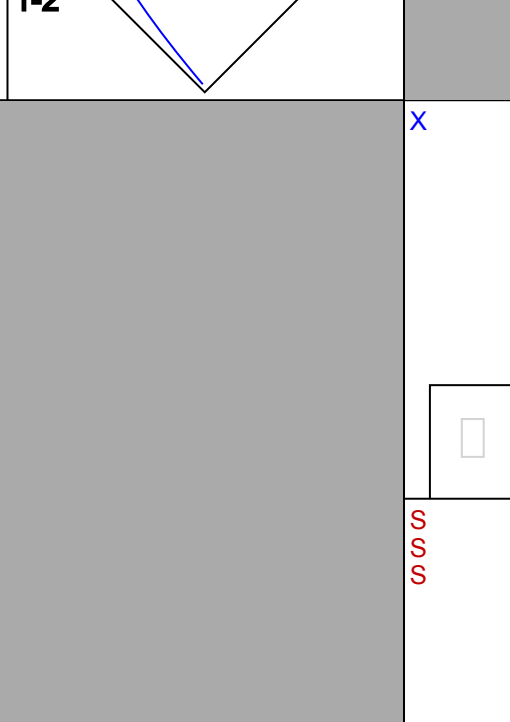
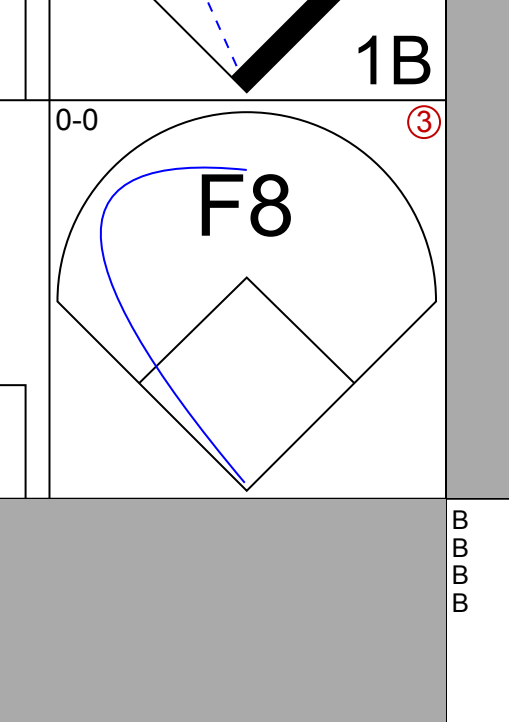
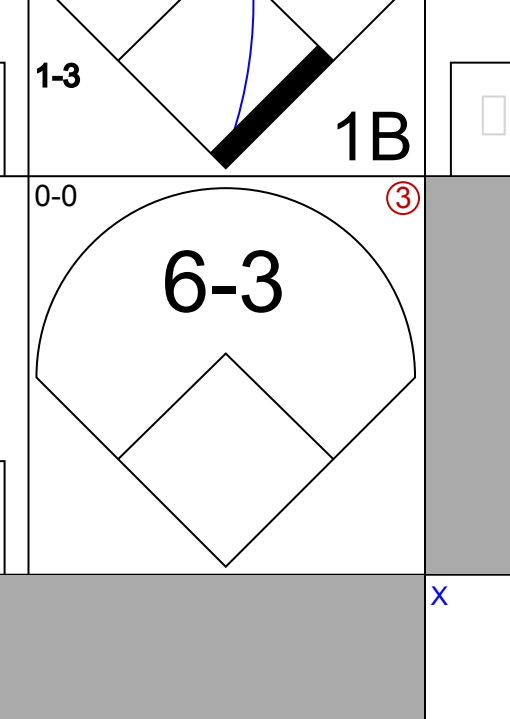
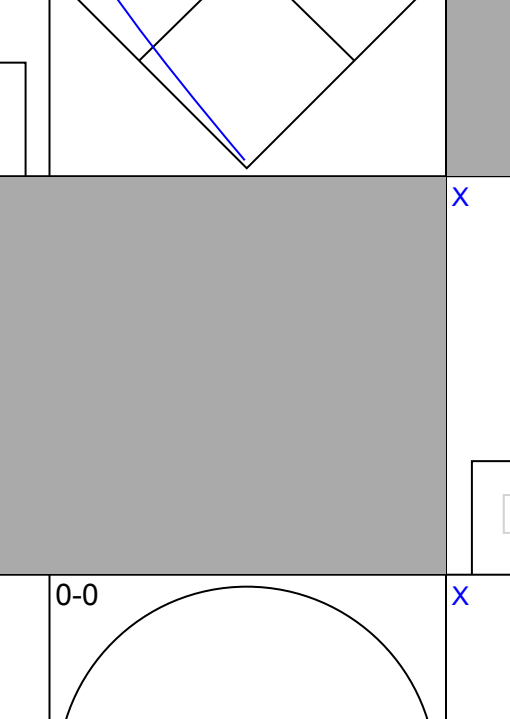
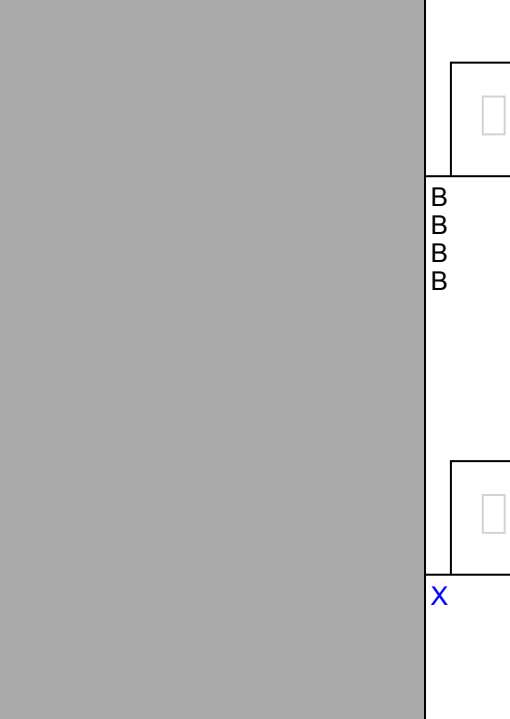
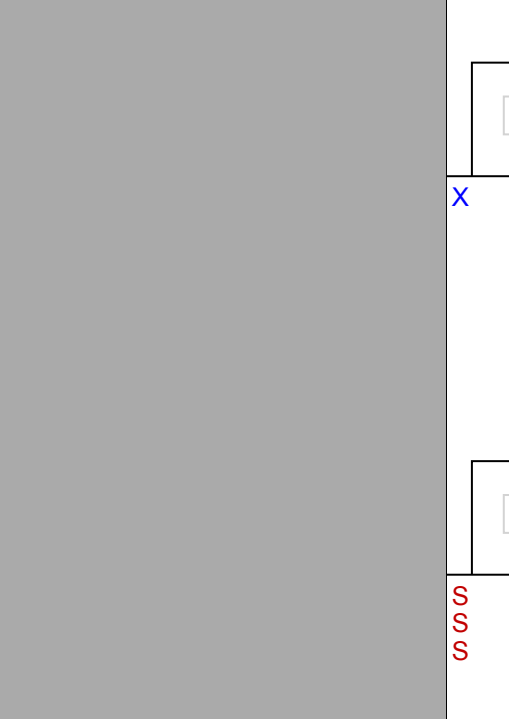
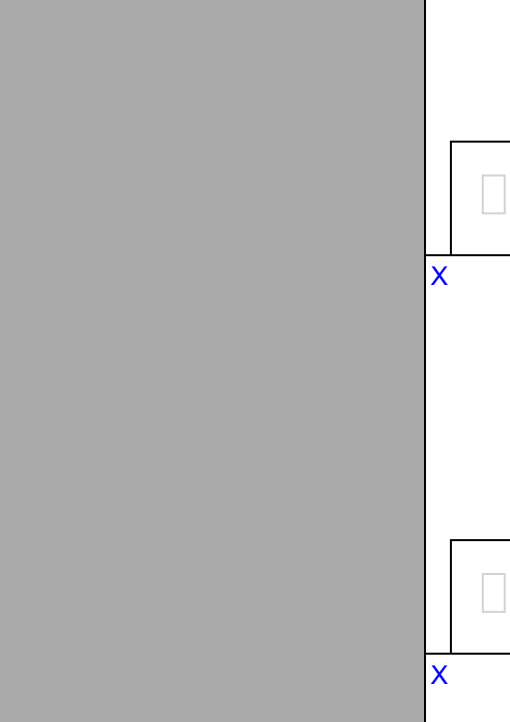
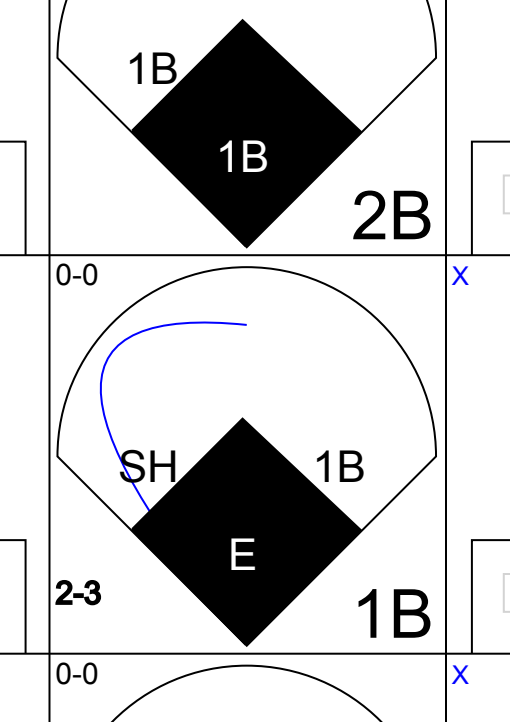
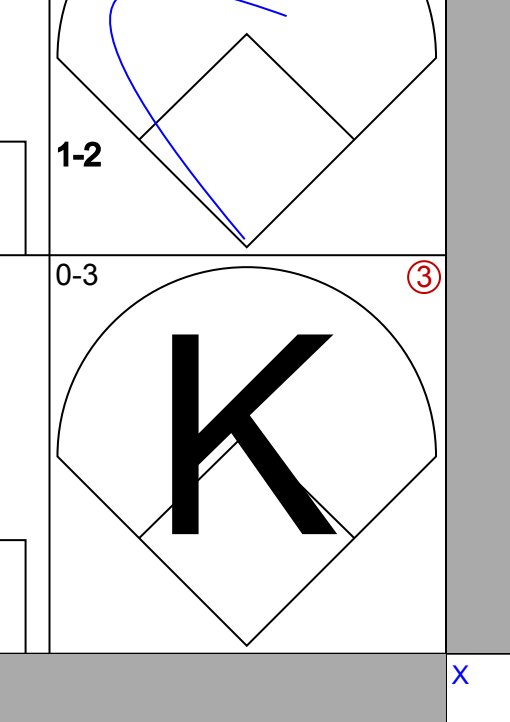
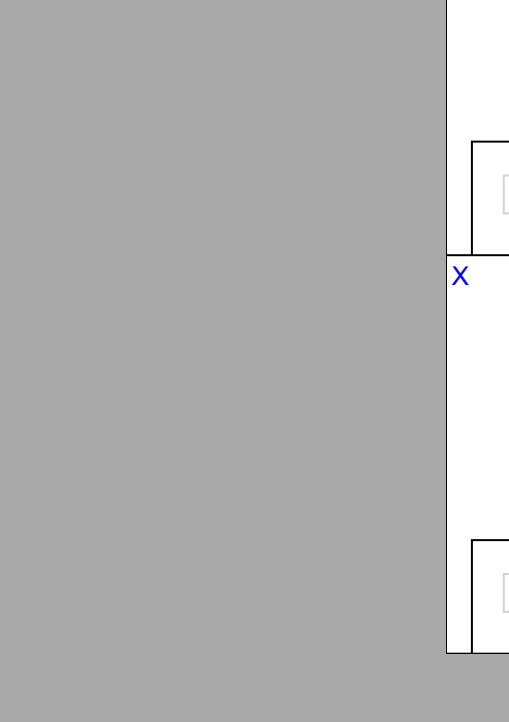
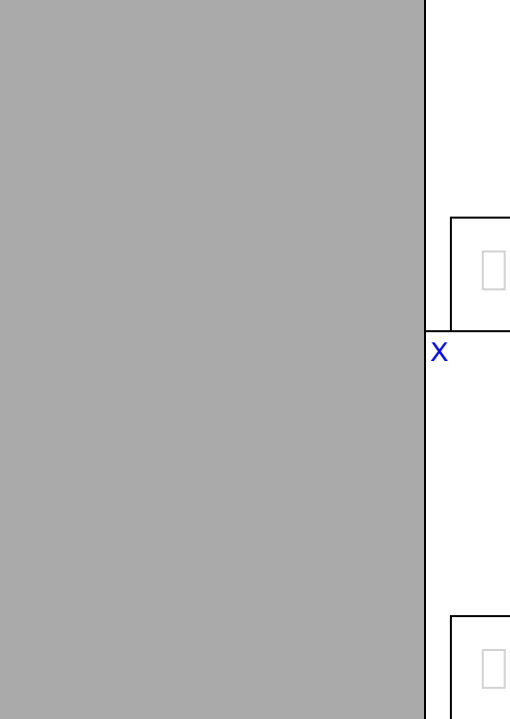
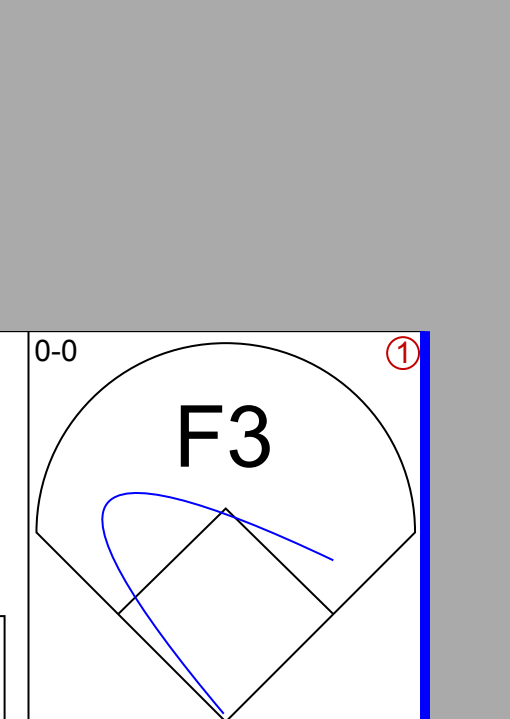
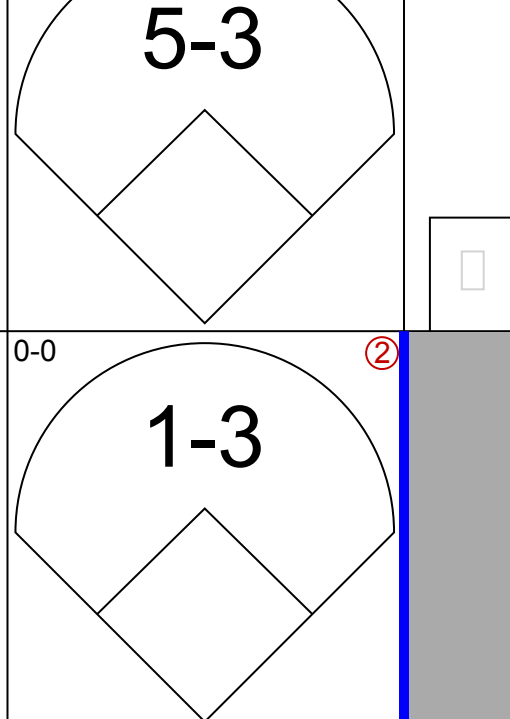
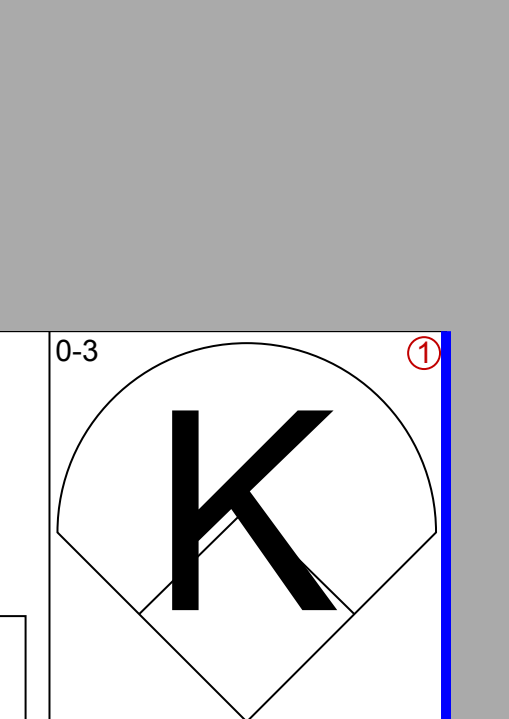
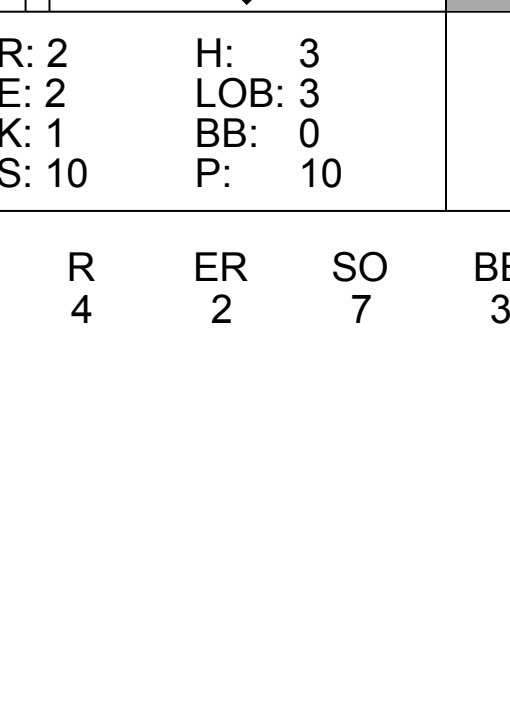
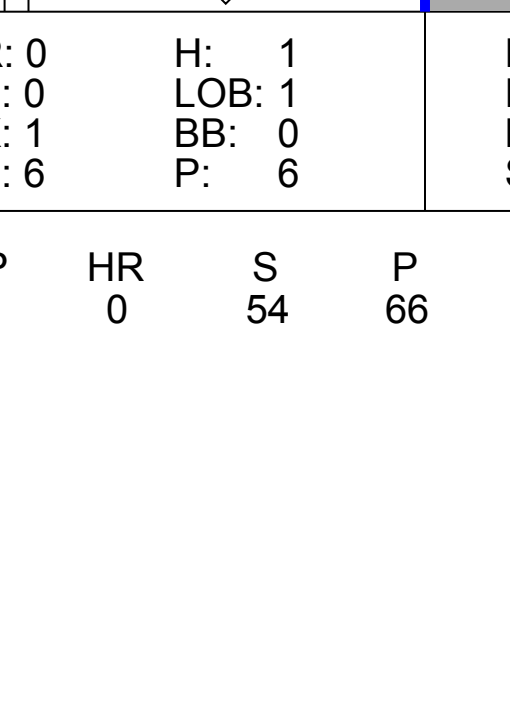
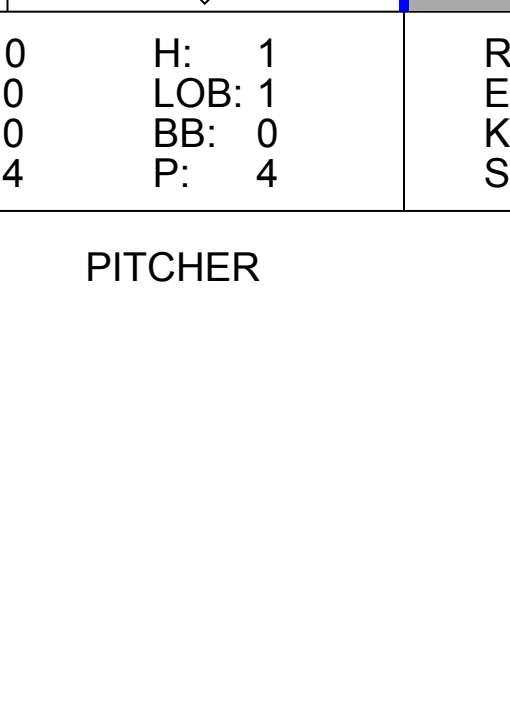
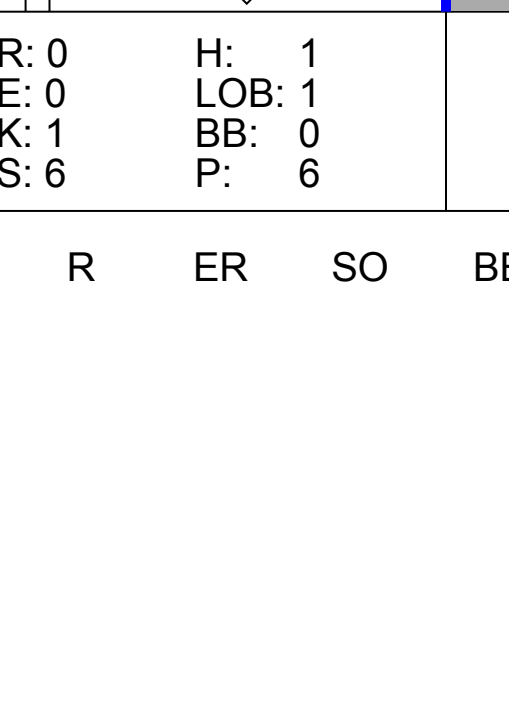
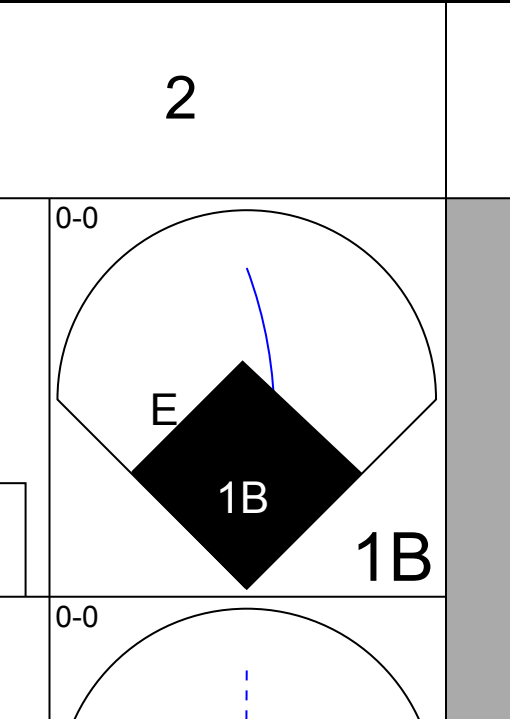
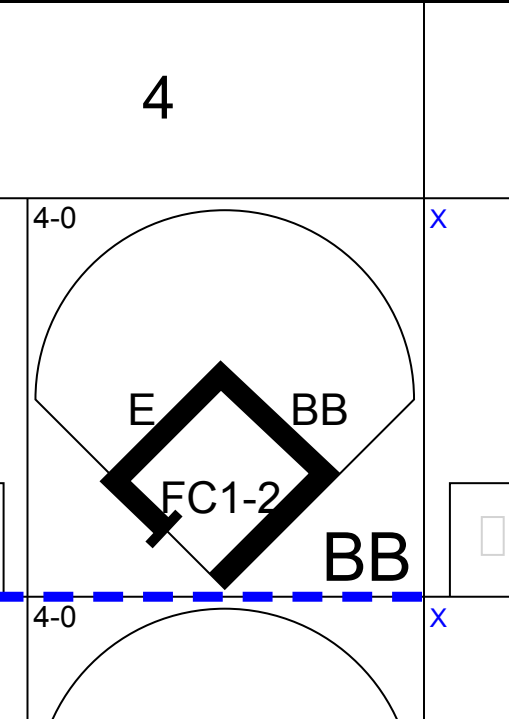
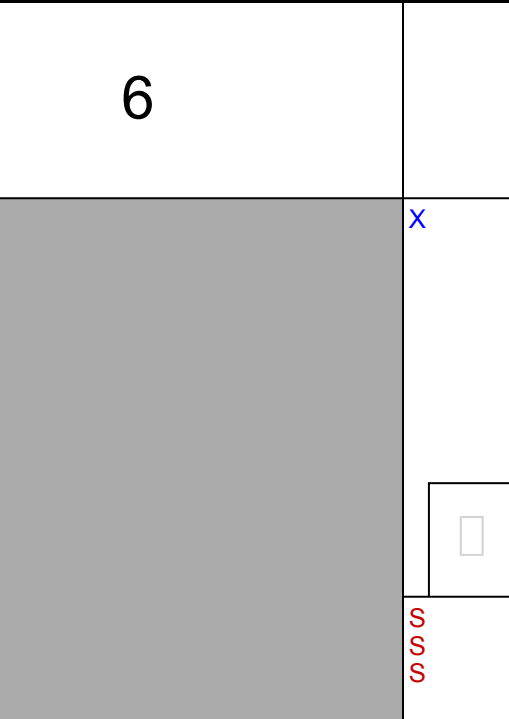

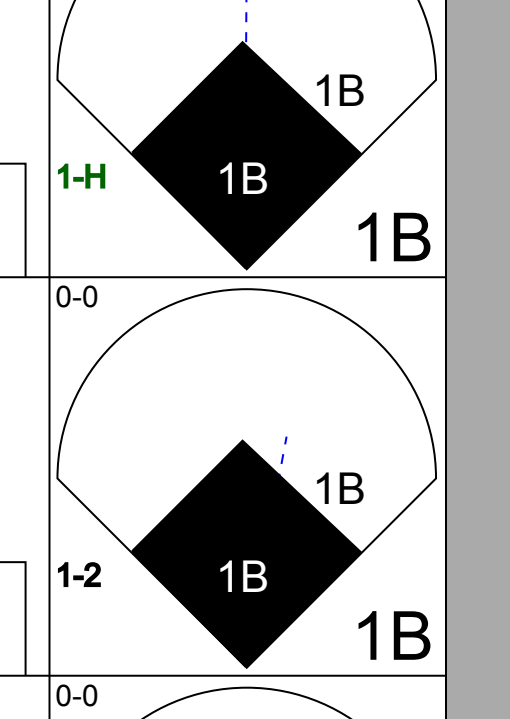
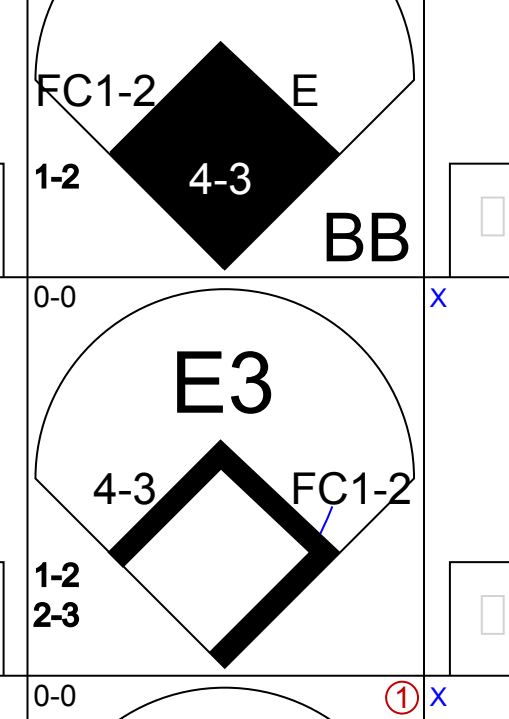
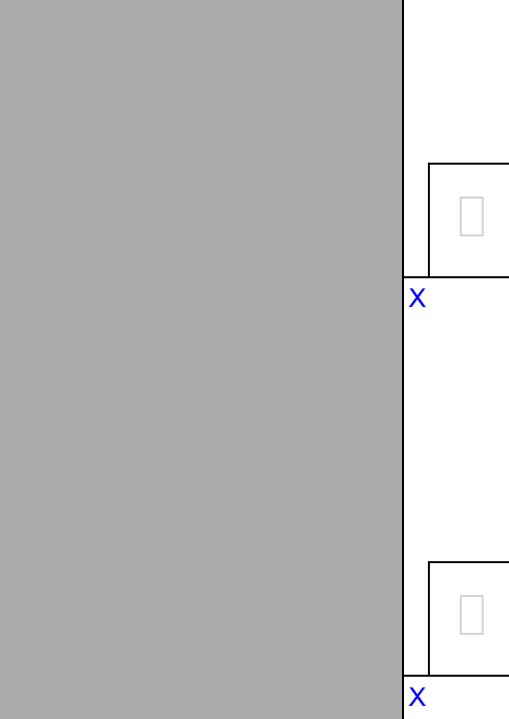

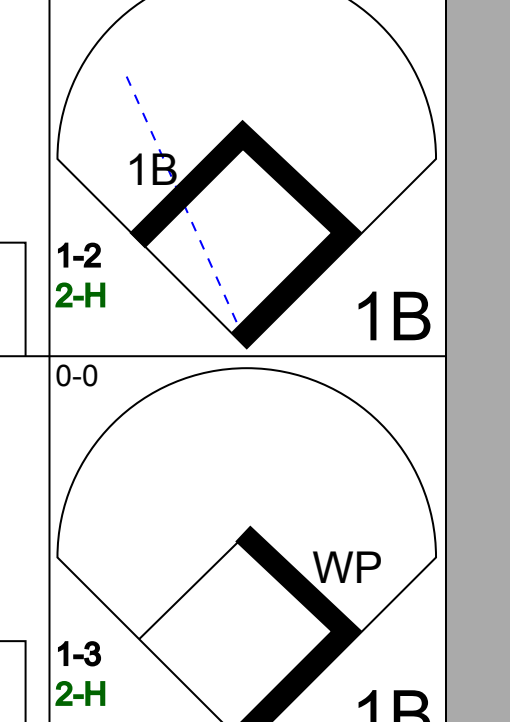
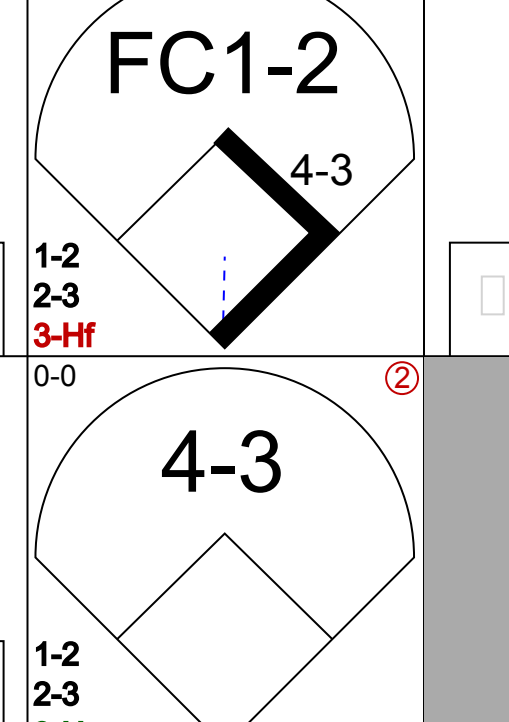
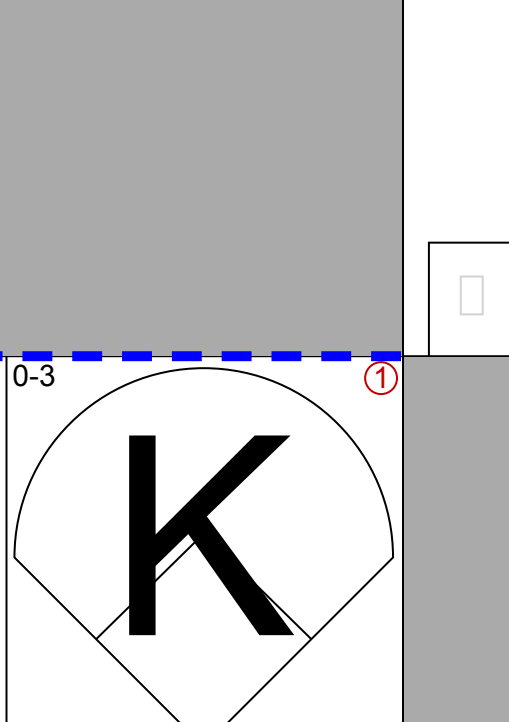
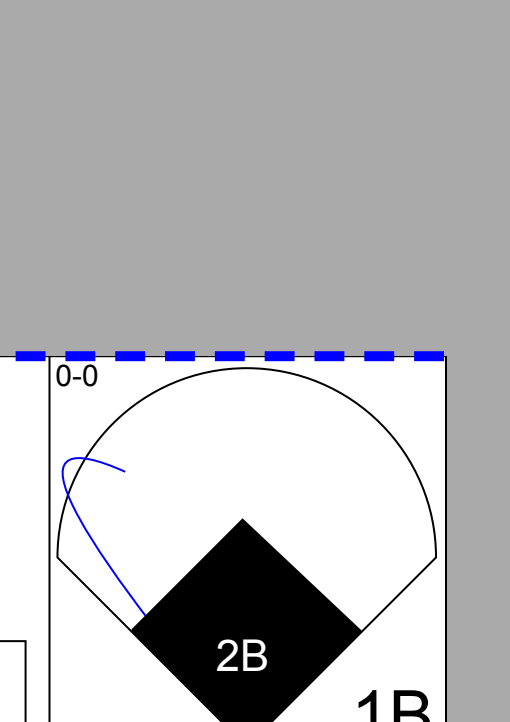
Batter	1	2	3	4	5	6	7	8	9	AB	R	H	RBI	BB	SO	LOB	TOP			
Don Kessinger, S OBP: 0.345, SLG: 0.323 (1, 6)	4-3		F8		G1-6-3			6-3		4	0	0	0	0	0	2	Chicago Cubs @ Montreal Expos Jarry Park, Montreal, QB Sun Jun 30 1974, 3:33 AM EDT Att: 13,406 - Unknown - 68 F			
Jerry Morales, R OBP: 0.316, SLG: 0.428 (1, 7)	F8		P4					4-3		4	1	1	1	0	0	0				
Billy Williams, L OBP: 0.392, SLG: 0.481 (1, 3)	HR				F7			F8		4	1	1	1	0	0	0				
Rick Monday, L OBP: 0.372, SLG: 0.439 (1, 8)	K				G3			6-3		4	0	1	0	0	1	0				
Jose Cardenal, R OBP: 0.351, SLG: 0.442 Jim Tyrone, R OBP: 0.333, SLG: 0.300 (9, PR)	6-3							6-3		3	0	1	0	1	0	1				
Vic Harris, S OBP: 0.279, SLG: 0.225 (1, 4)	6-3				P6			4-3		0	0	0	0	0	0	0				
Bill Madlock, R OBP: 0.345, SLG: 0.434 (1, 5)	1B							5-3		3	0	2	0	0	0	0				
Steve Swisher, R OBP: 0.323, SLG: 0.273 (1, 2)	K							K		3	0	0	0	0	3	2				
Steve Stone, R OBP: 0.125, SLG: 0.125 Ken Freal, R OBP: 0.337, SLG: 0.306 Chris Ward, L OBP: 0.271, SLG: 0.407 Dave LaRoche, L OBP: 0.251, SLG: 0.295 Andre Thornton, R OBP: 0.391, SLG: 0.423 Burt Hooton, R OBP: 0.391, SLG: 0.295 Ray Burris, R OBP: 0.311, SLG: 0.391 (8, 1)	K		K					F7		1	0	0	0	0	1	0				
Inning Stats	R: 1 E: 0 K: 1 S: 6	H: 1 LOB: 0 BB: 0 P: 6	R: 0 E: 0 K: 1 S: 6	H: 1 LOB: 1 BB: 0 P: 6	R: 0 E: 0 K: 1 S: 5	H: 0 LOB: 0 BB: 0 P: 5	R: 0 E: 0 K: 0 S: 4	H: 1 LOB: 1 BB: 0 P: 4	R: 0 E: 0 K: 1 S: 6	H: 2 LOB: 1 BB: 0 P: 6	R: 0 E: 0 K: 0 S: 5	H: 0 LOB: 0 BB: 0 P: 5	R: 0 E: 0 K: 0 S: 3	H: 0 LOB: 0 BB: 0 P: 3	R: 0 E: 0 K: 0 S: 2	H: 0 LOB: 1 BB: 1 P: 6		1B: 4 2B: 1 3B: 0 HR: 2	SF: 0 SAC: 0 DP: 2 HBP: 0	WP: 0 PB: 0 SB: 0 CS: 0
PITCHER Steve Rogers, R ERA: 4.58 (1, 1)	IP: 9.0 WLS: W BF: 33 H: 7 R: 2 ER: 2 SO: 5 BB: 1 IBB: 0 HBP: 0 BLK: 0 WP: 0 HR: 2 S: 42 P: 46 ERA: 2.00 WHIP: 0.889															PITCHER				

AB	32
R	2
H	7
RBI	2
BB	1
SO	5
LOB	8



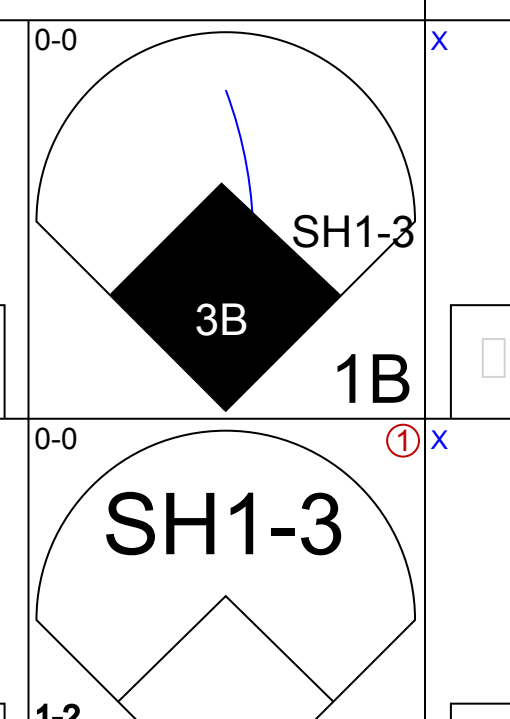
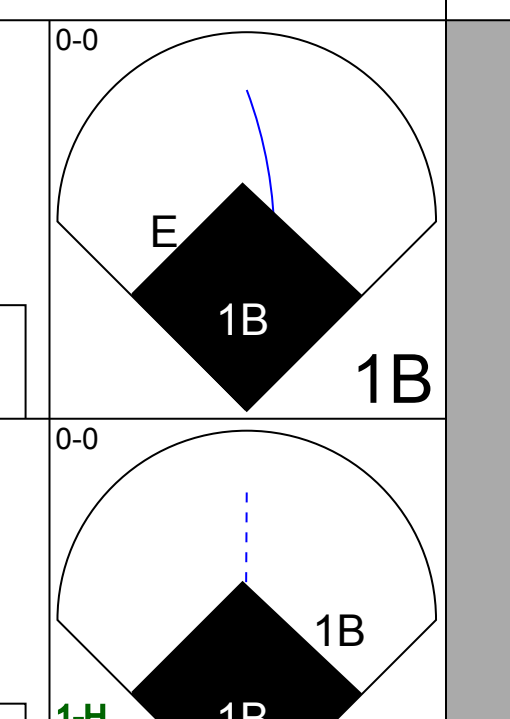
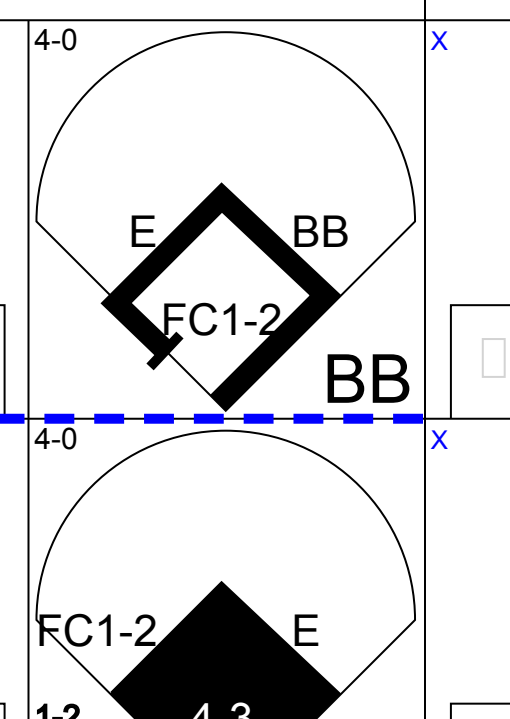
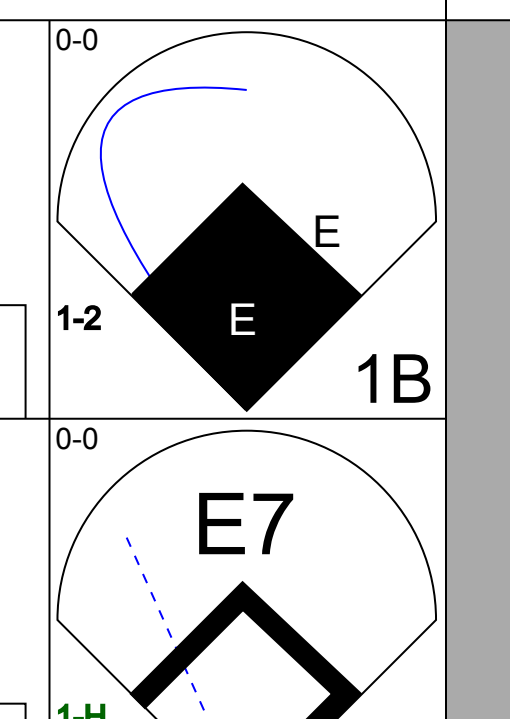
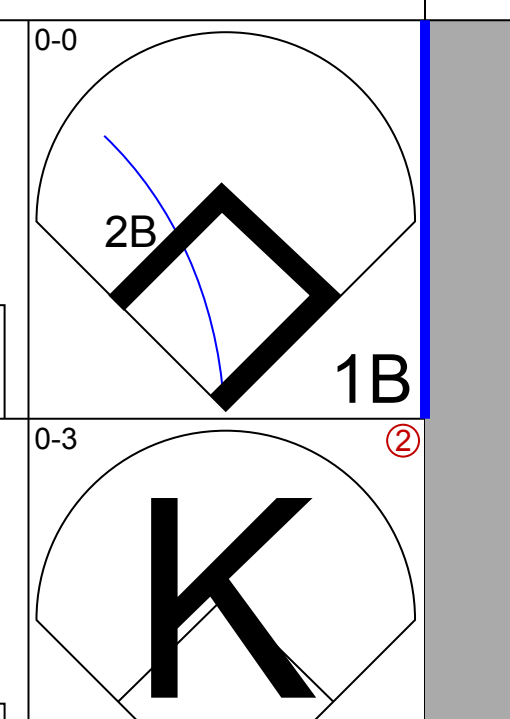
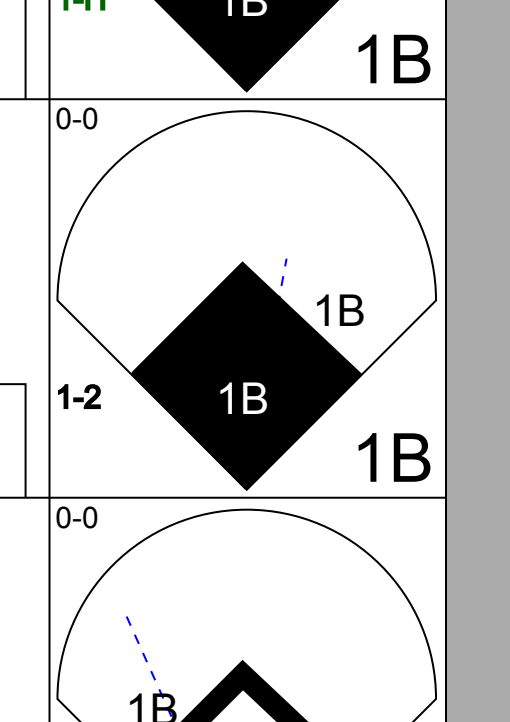
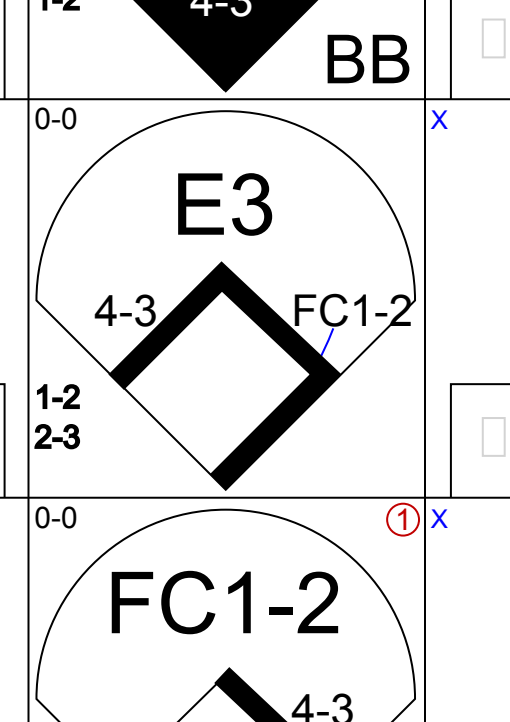
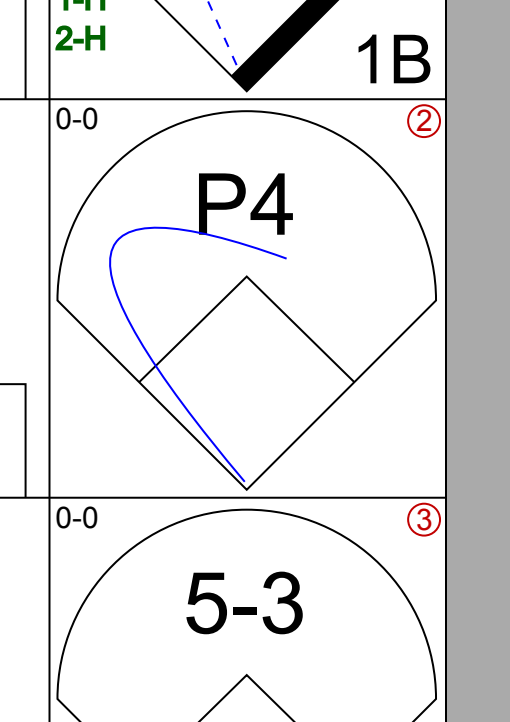
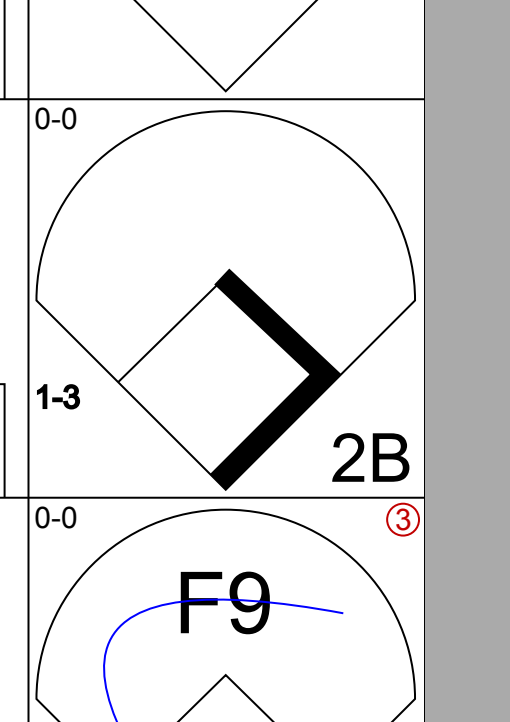
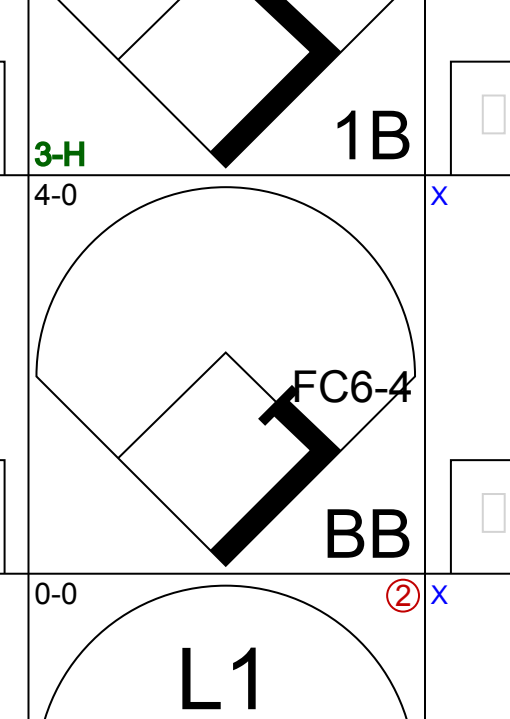
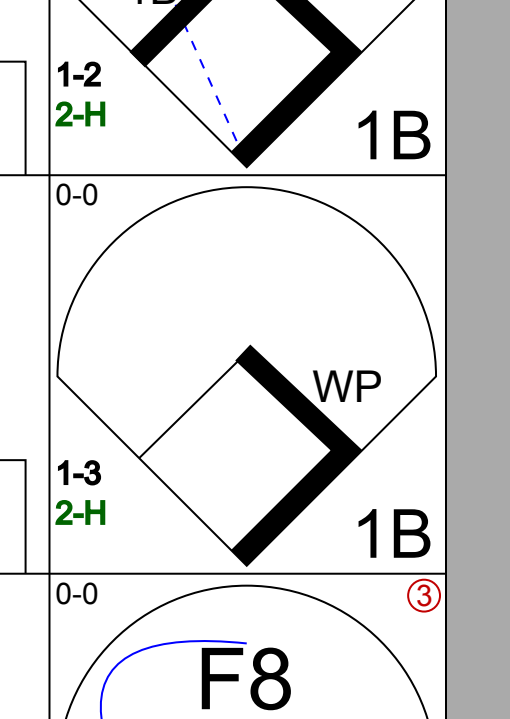
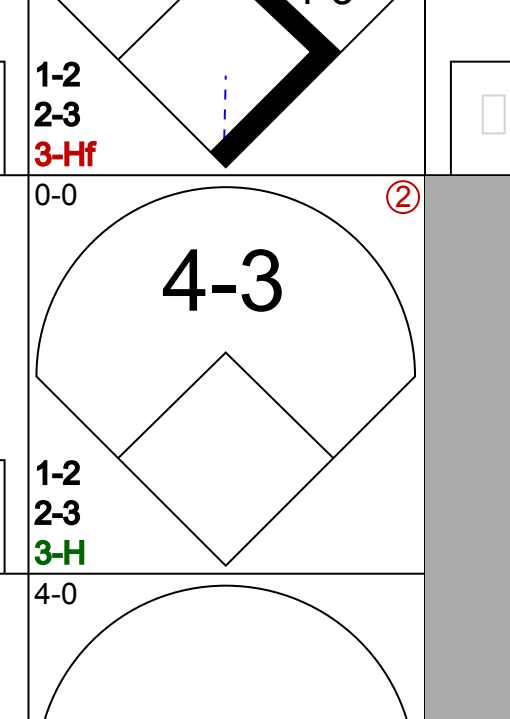
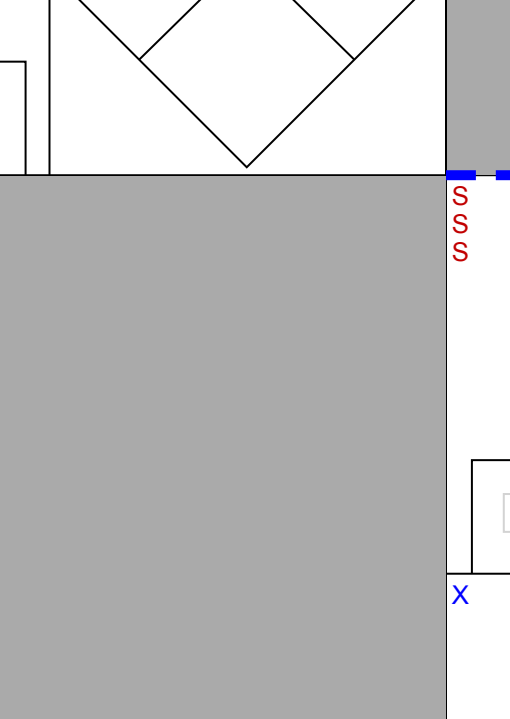
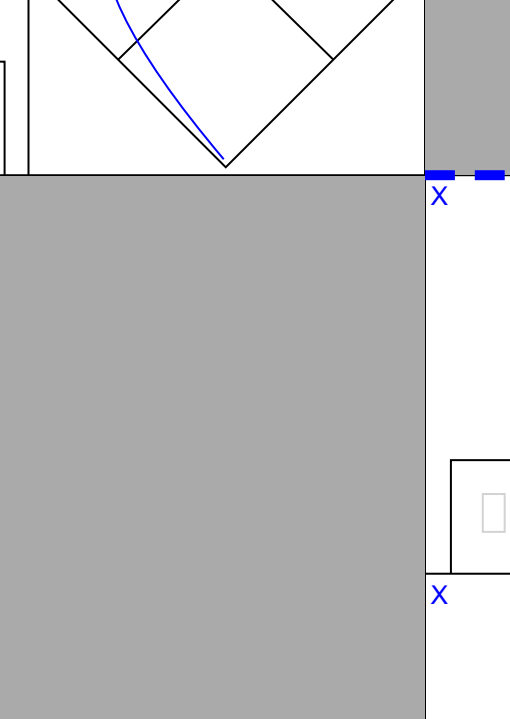
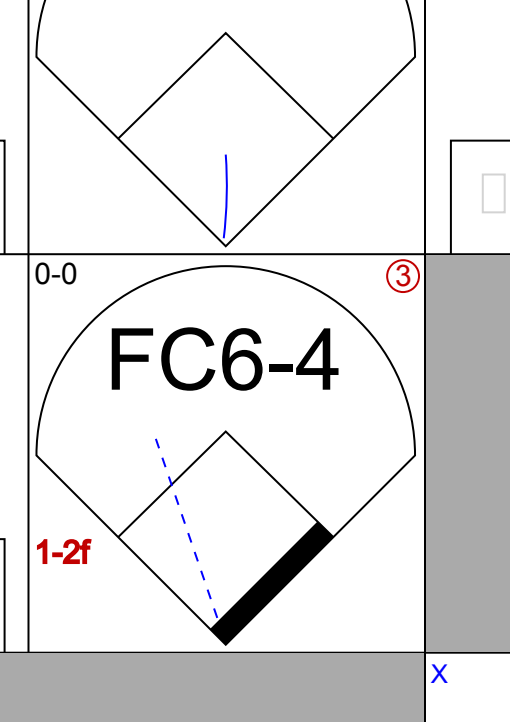
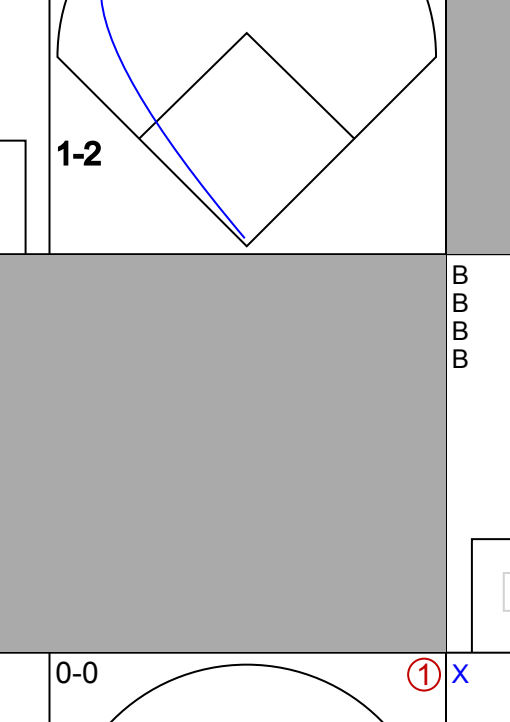
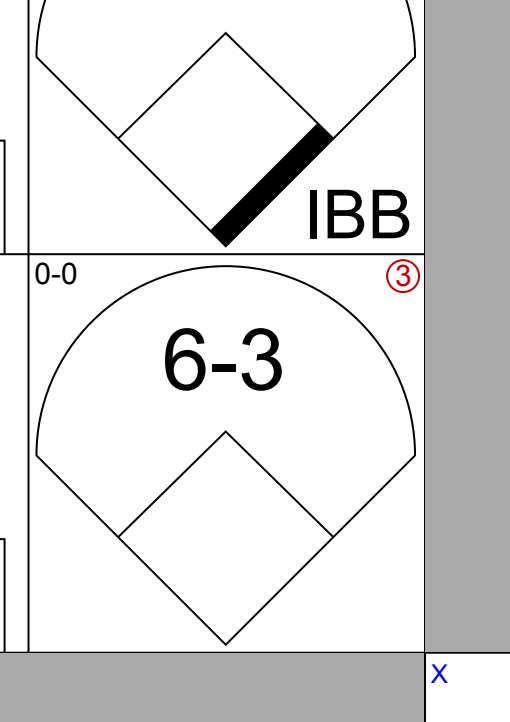
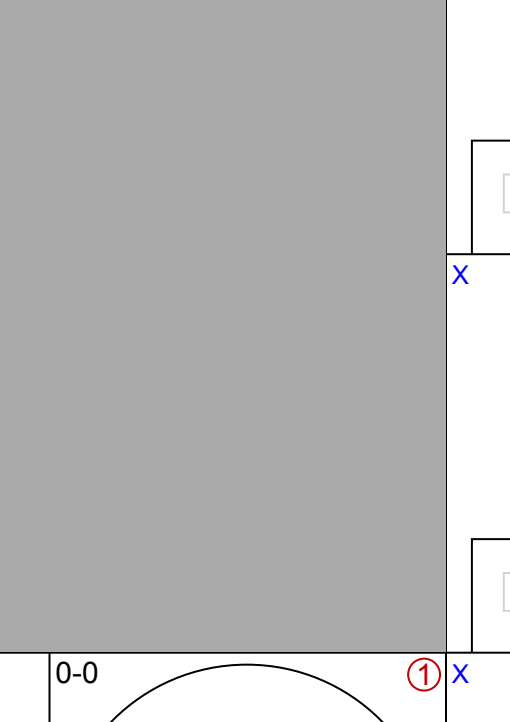
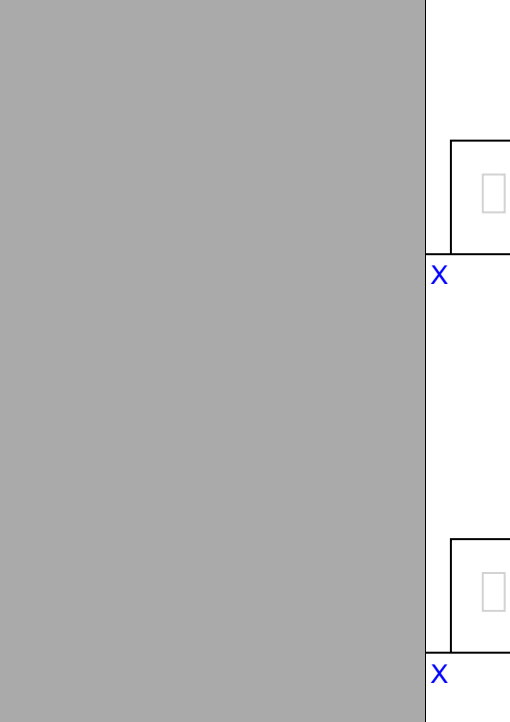
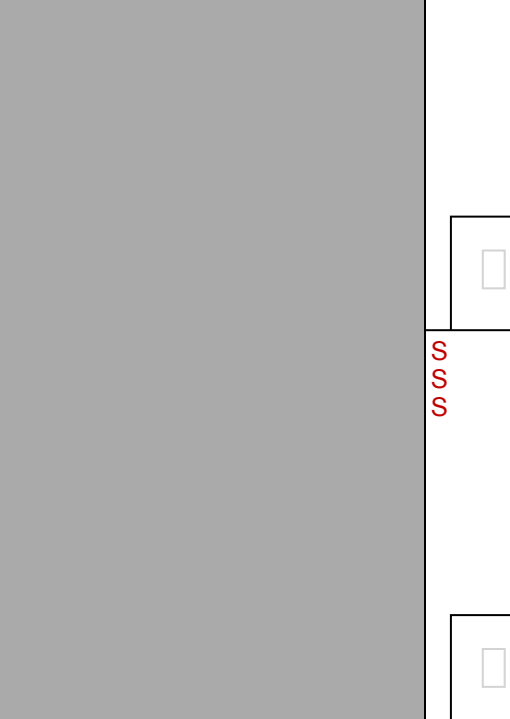
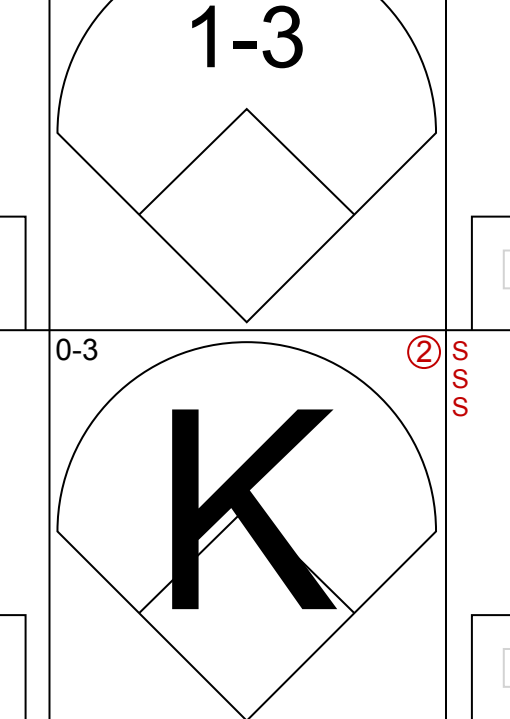
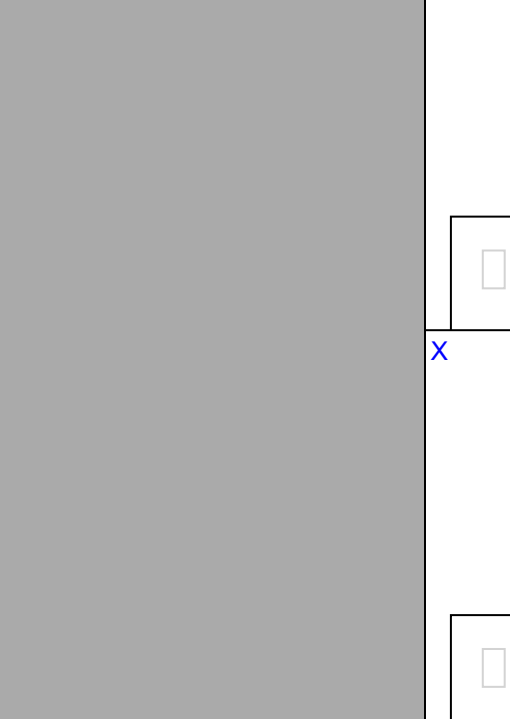
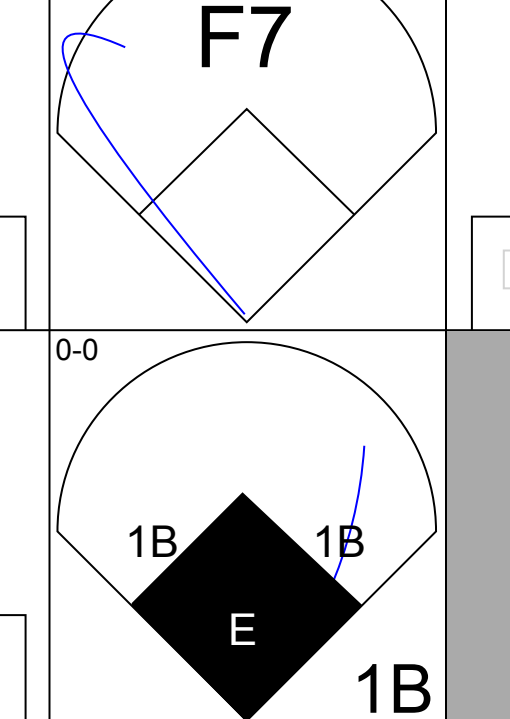
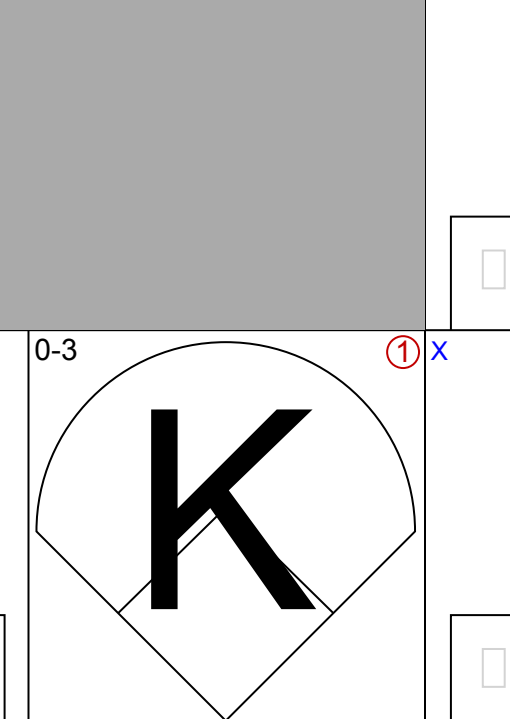
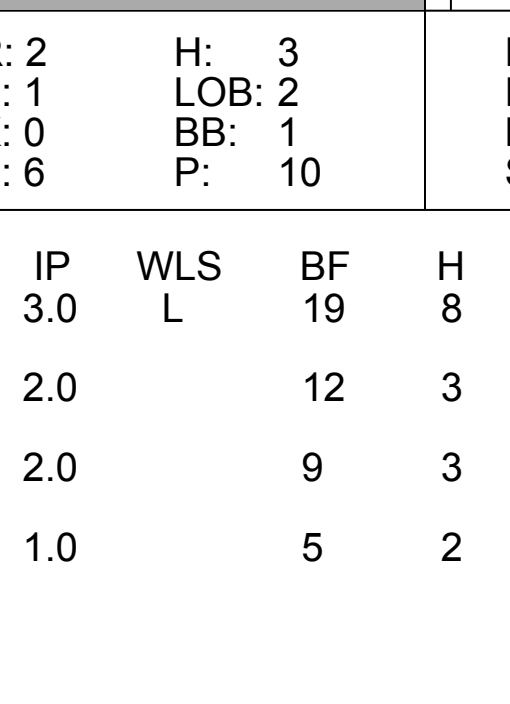
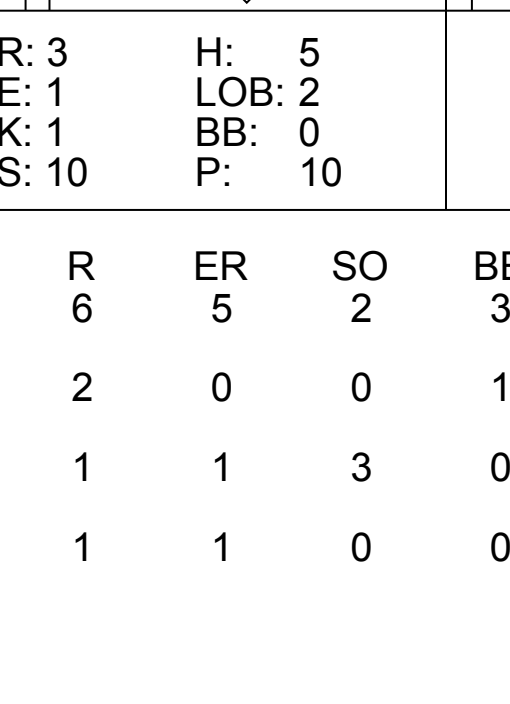
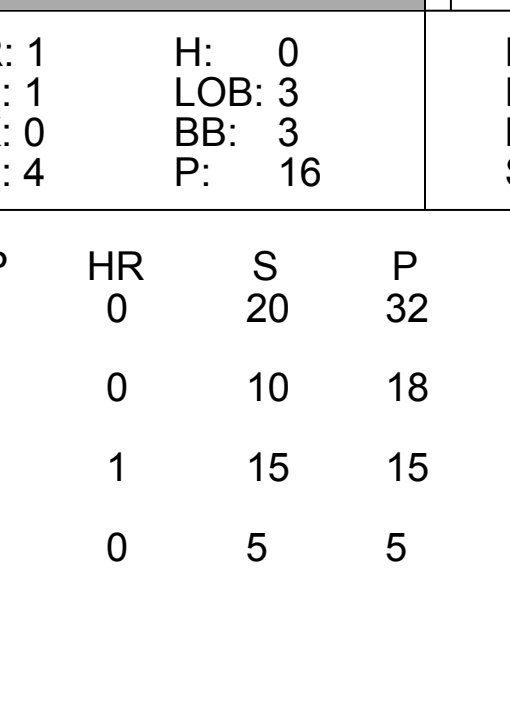
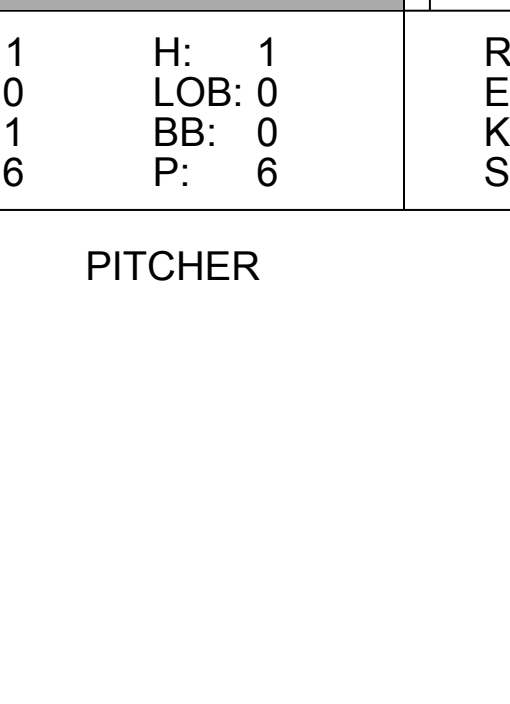
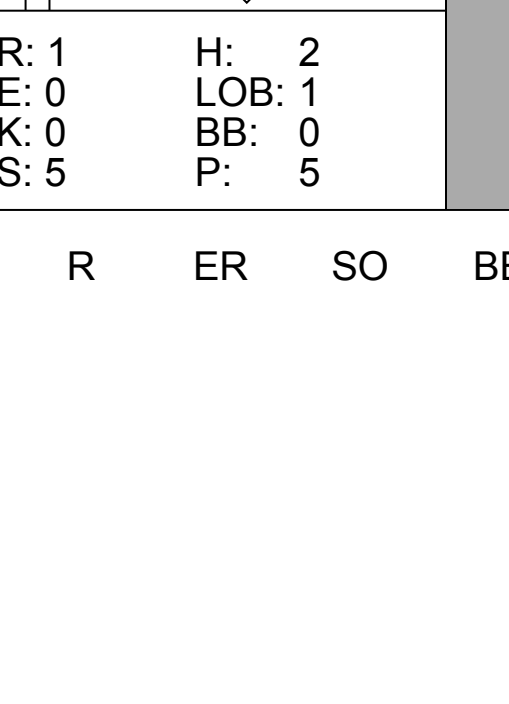
Batter	1	2	3	4	5	6	7	8	9	AB	R	H	RBI	BB	SO	LOB	BOTTOM			
Ron Hunt, R OBP: 0.375, SLG: 0.294 Pepe Frias, R OBP: 0.214, SLG: 0.259 (9, 5)	6-3			HBP		SH		1B		4	1	3	0	0	0	0	Chicago Cubs @ Montreal Expos Jarry Park, Montreal, QB Sun Jun 30 1974, 3:33 AM EDT Att: 13,406 - Unknown - 68 F			
Larry Lintz, S OBP: 0.362, SLG: 0.330 (1, 4)	4-3	1B		HBP		SH1-4		K		3	0	0	0	1	1	2				
Willie Davis, L OBP: 0.337, SLG: 0.410 (1, 8)	2B	1B		HBP		IBB		HR		2	2	1	1	2	0	0				
Ken Singleton, S OBP: 0.405, SLG: 0.372 (1, 9)	1B	2B		K		F3		HR		5	2	3	2	0	1	6				
Ron Fairly, L OBP: 0.393, SLG: 0.478 (1, 3)	HR	1B		FC3-6		K		HR		4	2	2	4	1	1	4				
Mike Jorgensen, L OBP: 0.434, SLG: 0.508 (1, 7)	HR			K		K		1B		5	2	3	2	0	2	2				
Barry Foote, R OBP: 0.311, SLG: 0.391 (1, 2)	K			P1		FC6-4		G5-4-3		5	0	1	1	0	1	2				
Tim Foli, R OBP: 0.293, SLG: 0.288 (1, 6)	4-3			6-3		F8		F9		5	0	0	0	0	2	2				
Steve Rogers, R OBP: 0.229, SLG: 0.178 (1, 1)	4-3			BB		SH1-4		6-3		4	1	2	0	0	0	0				
Inning Stats	R: 4 E: 0 K: 1 S: 9	H: 4 LOB: 0 BB: 0 P: 9	R: 0 E: 0 K: 0 S: 4	H: 1 LOB: 1 BB: 0 P: 4	R: 0 E: 0 K: 1 S: 6	H: 1 LOB: 0 BB: 0 P: 6	R: 1 E: 0 K: 1 S: 7	H: 2 LOB: 3 BB: 1 P: 12	R: 0 E: 0 K: 1 S: 5	H: 0 LOB: 1 BB: 1 P: 9	R: 0 E: 0 K: 1 S: 7	H: 1 LOB: 3 BB: 1 P: 11	R: 0 E: 0 K: 0 S: 3	H: 1 LOB: 0 BB: 0 P: 3	R: 5 E: 0 K: 1 S: 10	H: 5 LOB: 1 BB: 1 P: 14		1B: 11 2B: 2 3B: 0 HR: 2	SF: 0 SAC: 2 DP: 1 HBP: 1	WP: 0 PB: 0 SB: 1 CS: 0
PITCHER Steve Stone, R ERA: 4.97 Ken Freal, L ERA: 4.81 Dave LaRoche, L ERA: 2.88 Burt Hooton, R ERA: 4.6 Ray Burris, R ERA: 5.31 (8, 1)	IP: 3.2 WLS: L BF: 21 H: 8 R: 5 ER: 5 SO: 2 BB: 1 IBB: 0 HBP: 0 BLK: 0 WP: 0 HR: 1 S: 23 P: 28 ERA: 12.27 WHIP: 2.455															PITCHER				




Batter	1	2	3	4	5	6	7	8	9	AB	R	H	RBI	BB	SO	LOB	TOP																				
Don Kessinger, S OBP: 0.346, SLG: 0.321 (1, 6)										5	0	1	0	0	2	3	Chicago Cubs @ Montreal Expos Jarry Park, Montreal, QB Mon Jul 01 1974, 7:05 PM EDT Att: 17,143 - Unknown																				
Jerry Morales, R OBP: 0.319, SLG: 0.431 (1, 7)										5	0	2	1	0	0	3																					
Billy Williams, L OBP: 0.392, SLG: 0.484 (1, 3)										5	1	2	0	0	1	5																					
Rick Monday, L OBP: 0.372, SLG: 0.436 (1, 8)										4	1	1	0	1	1	4																					
Jose Cardenal, R OBP: 0.351, SLG: 0.442 (1, 9)										4	0	1	0	1	0	4																					
Bill Madlock, R OBP: 0.346, SLG: 0.439 (1, 5)										5	1	2	1	0	1	2																					
Vic Harris, S OBP: 0.282, SLG: 0.226 (1, 4)										4	1	1	0	1	1	2																					
Steve Swisher, R OBP: 0.319, SLG: 0.271 (1, 2)										4	0	1	1	0	0	3																					
Bill Bonham, R OBP: 0.171, SLG: 0.147 (4, 1)										1	0	0	0	0	0	0																					
Ken Freiling, R OBP: 0.335, SLG: 0.309 (4, 1)										0	0	0	0	0	0	0																					
Andre Thornton, R OBP: 0.346, SLG: 0.426 (6, 1)										0	0	0	0	0	0	0																					
Ray Burris, R OBP: 0.346, SLG: 0.426 (6, 1)										0	0	0	0	0	0	0																					
Chris Ward, L OBP: 0.371, SLG: 0.400 (8, 1)										1	0	0	0	0	1	0																					
Oscar Zamora, R OBP: 0.371, SLG: 0.400 (8, 1)										0	0	0	0	0	0	0																					
Inning Stats	R: 0 E: 0 K: 1 S: 7	H: 2 LOB: 2 BB: 0 P: 7	R: 2 E: 2 K: 1 S: 10	H: 3 LOB: 3 BB: 0 P: 10	R: 0 E: 0 K: 0 S: 4	H: 1 LOB: 1 BB: 0 P: 6	R: 0 E: 0 K: 1 S: 5	H: 0 LOB: 1 BB: 0 P: 9	R: 0 E: 0 K: 0 S: 4	H: 1 LOB: 1 BB: 0 P: 4	R: 1 E: 1 K: 1 S: 7	H: 2 LOB: 2 BB: 1 P: 11	R: 0 E: 0 K: 1 S: 6	H: 1 LOB: 1 BB: 0 P: 6	R: 1 E: 0 K: 1 S: 5	H: 0 LOB: 0 BB: 1 P: 9	1B: 7 2B: 4 3B: 0 HR: 0	SF: 0 SAC: 1 DP: 0 HBP: 0	WP: 1 PB: 1 SB: 1 CS: 0	PA: 43																	
PITCHER	IP	WLS	BF	H	R	ER	SO	BB	IBB	HBP	BLK	WP	HR	S	P	ERA	WHIP	PITCHER			IP	WLS	BF	H	R	ER	SO	BB	IBB	HBP	BLK	WP	HR	S	P	ERA	WHIP
Ernie McAnally, R ERA: 3.67 (1, 1)	9.0	W	43	11	4	2	7	3	0	0	1	1	0	54	66	2.00	1.556																				

AB 39
R 4
H 11
RBI 3
BB 3
SO 7
LOB 26



Batter	1	2	3	4	5	6	7	8	9	AB	R	H	RBI	BB	SO	LOB	BOTTOM																				
Ron Hunt, R OBP: 0.386, SLG: 0.307 (1, 5)										4	3	4	0	1	0	0	Chicago Cubs @ Montreal Expos Jarry Park, Montreal, QB Mon Jul 01 1974, 7:05 PM EDT Att: 17,143 - Unknown																				
Pepe Frias, R OBP: 0.214, SLG: 0.259 (8, 5)										3	2	2	1	1	1	1																					
Larry Lintz, S OBP: 0.374, SLG: 0.339 (1, 4)										5	2	3	1	0	0	3																					
Willie Davis, L OBP: 0.341, SLG: 0.425 (1, 8)										5	0	2	2	0	0	6																					
Ken Singleton, S OBP: 0.405, SLG: 0.372 (1, 9)										4	1	2	2	1	1	2																					
Mike Jorgensen, L OBP: 0.444, SLG: 0.507 (1, 3)										4	1	2	2	1	1	2																					
Bob Bailey, R OBP: 0.401, SLG: 0.443 (1, 7)										4	1	1	1	1	0	5																					
Ron Woods, R OBP: 0.250, SLG: 0.146 (9, 7)										0	0	0	0	0	0	0																					
Bob Stinson, S OBP: 0.362, SLG: 0.316 (1, 2)										4	0	1	1	1	0	5																					
Tim Foli, R OBP: 0.286, SLG: 0.281 (1, 6)										5	0	0	0	0	0	2																					
Ernie McAnally, R OBP: 0.171, SLG: 0.147 (1, 1)										5	1	1	0	0	3	1																					
Inning Stats	R: 2 E: 1 K: 0 S: 6	H: 3 LOB: 2 BB: 1 P: 10	R: 3 E: 1 K: 1 S: 10	H: 5 LOB: 0 BB: 0 P: 10	R: 0 E: 0 K: 1 S: 4	H: 0 LOB: 0 BB: 1 P: 8	R: 1 E: 1 K: 0 S: 4	H: 0 LOB: 3 BB: 3 P: 16	R: 2 E: 0 K: 0 S: 6	H: 3 LOB: 1 BB: 0 P: 6	R: 1 E: 0 K: 2 S: 9	H: 2 LOB: 2 BB: 0 P: 9	R: 1 E: 0 K: 0 S: 5	H: 2 LOB: 1 BB: 0 P: 5	R: 1 E: 0 K: 0 S: 5	H: 0 LOB: 0 BB: 1 P: 9	1B: 12 2B: 2 3B: 1 HR: 1	SF: 0 SAC: 1 DP: 0 HBP: 0	WP: 1 PB: 0 SB: 0 CS: 1	PA: 45																	
PITCHER	IP	WLS	BF	H	R	ER	SO	BB	IBB	HBP	BLK	WP	HR	S	P	ERA	WHIP	PITCHER			IP	WLS	BF	H	R	ER	SO	BB	IBB	HBP	BLK	WP	HR	S	P	ERA	WHIP
Bill Bonham, R ERA: 4.75 (1, 1)	3.0	L	19	3	2	0	0	1	1	0	0	0	0	10	18	0.00	2.000																				
Ken Freiling, L ERA: 4.7 (4, 1)	2.0		12	3	2	0	0	1	1	0	0	0	0	10	18	0.00	2.000																				
Ray Burris, R ERA: 5.27 (6, 1)	2.0		9	3	1	1	3	0	0	0	0	0	1	15	15	4.50	1.500																				
Oscar Zamora, R ERA: 1.88 (8, 1)	1.0		5	2	1	1	0	0	0	0	0	0	0	5	5	9.00	2.000																				

AB 39
R 10
H 16
RBI 8
BB 5
SO 5
LOB 25




Batter	1	2	3	4	5	6	7	8	9	AB	R	H	RBI	BB	SO	LOB	TOP					
Ron Hunt, R OBP: 0.386, SLG: 0.307 (1, 5)										3	1	1	0	0	0	1	Montreal Expos @ Pittsburgh Pirates Three Rivers Stadium, Pittsburgh, PA Tue Jul 02 1974, 7:05 PM EDT Att: 13,138 - Unknown					
Tim Foli, R OBP: 0.290, SLG: 0.290 (1, 6)										4	1	2	0	0	0	1						
Willie Davis, L OBP: 0.344, SLG: 0.430 (1, 8)										4	0	2	1	0	0	2						
Bob Bailey, R OBP: 0.403, SLG: 0.442 (1, 7)										3	0	1	1	1	2	1						
Hal Breeden, R OBP: 0.314, SLG: 0.376 (1, 3)										4	0	0	0	0	0	5						
Ken Singleton, S OBP: 0.403, SLG: 0.368 (1, 9)										3	0	0	0	1	1	1						
Jim Cox, R OBP: 0.295, SLG: 0.315 (1, 4)										4	0	0	0	0	1	1						
Barry Foote, R OBP: 0.304, SLG: 0.381 (1, 2)										4	0	0	0	0	1	1						
Mike Torrez, R OBP: 0.097, SLG: 0.067 (1, 1)										1	0	0	0	0	1	0						
John Montague, R OBP: 0.333, SLG: 0.143 (7, PH)										1	0	1	0	0	0	0						
Ron Woods, R OBP: 0.265, SLG: 0.167 (7, PH)										1	0	1	0	0	0	0						
Tom Walker, R (7, 1)										0	0	0	0	0	0	0						
Inning Stats	R: 2 E: 0 K: 0 S: 6	H: 4 LOB: 1 BB: 0 P: 6	R: 0 E: 0 K: 2 S: 7	H: 0 LOB: 0 BB: 0 P: 7	R: 0 E: 0 K: 0 S: 4	H: 1 LOB: 2 BB: 1 P: 8	R: 0 E: 0 K: 0 S: 3	H: 0 LOB: 0 BB: 0 P: 3	R: 0 E: 0 K: 0 S: 4	H: 1 LOB: 1 BB: 0 P: 4	R: 0 E: 0 K: 2 S: 7	H: 0 LOB: 0 BB: 0 P: 7	R: 0 E: 0 K: 1 S: 6	H: 1 LOB: 1 BB: 0 P: 6	R: 0 E: 0 K: 0 S: 2	H: 0 LOB: 0 BB: 1 P: 6	R: 0 E: 0 K: 0 S: 2	H: 0 LOB: 0 BB: 1 P: 6	1B: 6 2B: 3 3B: 0 HR: 0	SF: 0 SAC: 1 DP: 2 HBP: 0	WP: 0 PB: 0 CS: 0	PA: 35
PITCHER Jim Rooker, L ERA: 2.75 (1, 1)	IP: 9.0 WLS: W BF: 35 H: 8 R: 2 ER: 2 SO: 6 BB: 2 IBB: 0 HBP: 0 BLK: 0 WP: 0 HR: 0 S: 45 P: 53 ERA: 2.00 WHIP: 1.111															PITCHER	IP: 9.0 WLS: W BF: 35 H: 8 R: 2 ER: 2 SO: 6 BB: 2 IBB: 0 HBP: 0 BLK: 0 WP: 0 HR: 0 S: 45 P: 53 ERA: 2.00 WHIP: 1.111					


AB	32
R	2
H	8
RBI	2
BB	2
SO	6
LOB	13



Batter	1	2	3	4	5	6	7	8	9	AB	R	H	RBI	BB	SO	LOB	BOTTOM			
Gene Clines, R OBP: 0.332, SLG: 0.295 (1, 8)										4	0	1	0	1	1	4	Montreal Expos @ Pittsburgh Pirates Three Rivers Stadium, Pittsburgh, PA Tue Jul 02 1974, 7:05 PM EDT Att: 13,138 - Unknown			
Richie Hebner, L OBP: 0.355, SLG: 0.494 (1, 5)										5	0	0	0	0	0	5				
Al Oliver, L OBP: 0.315, SLG: 0.455 (1, 3)										3	2	2	0	0	0	0				
Ed Kirkpatrick, L OBP: 0.348, SLG: 0.312 (6, 3)										1	0	0	0	0	0	1				
Willie Stargell, L OBP: 0.371, SLG: 0.517 (1, 7)										3	1	3	0	1	0	0				
Richie Zisk, R OBP: 0.393, SLG: 0.496 (1, 9)										4	0	3	3	0	0	1				
Manny Sanguillen, R OBP: 0.315, SLG: 0.390 (1, 2)										4	0	1	0	0	0	5				
Rennie Stennett, R OBP: 0.336, SLG: 0.396 (1, 4)										4	1	2	0	0	0	2				
Mario Mendoza, R OBP: 0.294, SLG: 0.277 (1, 6)										3	0	0	0	1	1	3				
Jim Rooker, R OBP: 0.304, SLG: 0.341 (1, 1)										4	0	1	1	0	2	3				
Inning Stats	R: 1 E: 0 K: 0 S: 6	H: 3 LOB: 2 BB: 0 P: 6	R: 1 E: 0 K: 0 S: 4	H: 2 LOB: 0 BB: 0 P: 4	R: 0 E: 0 K: 2 S: 9	H: 2 LOB: 3 BB: 1 P: 13	R: 1 E: 1 K: 1 S: 7	H: 1 LOB: 2 BB: 1 P: 11	R: 0 E: 0 K: 0 S: 3	H: 0 LOB: 1 BB: 1 P: 7	R: 1 E: 0 K: 0 S: 4	H: 2 LOB: 0 BB: 0 P: 4	R: 0 E: 0 K: 1 S: 6	H: 1 LOB: 1 BB: 0 P: 6	R: 0 E: 0 K: 0 S: 2	H: 0 LOB: 0 BB: 1 P: 6	1B: 11 2B: 2 3B: 0 HR: 0	SF: 0 SAC: 0 DP: 2 HBP: 0	WP: 0 PB: 0 CS: 0	PA: 38
PITCHER Mike Torrez, R ERA: 4.71 (1, 1)	IP: 3.0 WLS: L BF: 15 H: 2 R: 1 ER: 0 SO: 3 BB: 2 IBB: 0 HBP: 0 BLK: 1 WP: 0 HR: 0 S: 15 P: 15 ERA: 6.00 WHIP: 2.667															PITCHER	IP: 3.0 WLS: L BF: 15 H: 2 R: 1 ER: 0 SO: 3 BB: 2 IBB: 0 HBP: 0 BLK: 1 WP: 0 HR: 0 S: 15 P: 15 ERA: 6.00 WHIP: 2.667			
John Montague, R ERA: 1.91 (4, 1)	3.0 L 15 2 1 0 3 2 1 0 1 0 0 18 30 0.00 1.333															PITCHER	3.0 L 15 2 1 0 3 2 1 0 1 0 0 18 30 0.00 1.333			
Tom Walker, R ERA: 3.32 (7, 1)	2.0 8 3 1 1 1 0 0 0 0 0 0 10 10 4.50 1.500															PITCHER	2.0 8 3 1 1 1 0 0 0 0 0 0 10 10 4.50 1.500			



Batter	1	2	3	4	5	6	7	8	9	AB	R	H	RBI	BB	SO	LOB	TOP			
Ron Hunt, R OBP: 0.384, SLG: 0.306 (1, 5)	L8		1B SF9		K		4-3			4	1	1	0	0	1	1	Montreal Expos @ Pittsburgh Pirates Three Rivers Stadium, Pittsburgh, PA Wed Jul 03 1974, 7:05 PM EDT Att: 11,123 - Unknown 			
Tim Foli, R OBP: 0.284, SLG: 0.284 (1, 6)	5-3		F3		F9			5-3		4	0	0	0	0	0	1				
Willie Davis, L OBP: 0.342, SLG: 0.427 (1, 8)	K					6-3		3-1		4	0	1	0	0	1	0				
Bob Bailey, R OBP: 0.401, SLG: 0.440 (1, 7)		L8	SF9			F9			1B	3	0	1	1	0	0	0				
Hal Breeden, R OBP: 0.321, SLG: 0.385 (1, 3)		1B BB	5-3					5-3		3	0	1	0	1	0	2				
Ken Singleton, S OBP: 0.404, SLG: 0.370 (9, PR)					5-3					4	0	2	0	0	0	1				
Larry Lintz, S OBP: 0.374, SLG: 0.339 (9, PR)						5-3				0	0	0	0	0	0	0				
Boots Day, L OBP: 0.277, SLG: 0.233 (9, 9)									L8 SH5-4 1B	0	0	0	0	0	0	0				
Jim Cox, R OBP: 0.291, SLG: 0.311 (1, 4)					F3			5-3		3	0	0	0	0	1	2				
Barry Foote, R OBP: 0.309, SLG: 0.380 (1, 2)					F5				L8	3	0	1	0	1	0	2				
Donald DeMola, R OBP: 0.333, SLG: 0.500 (6, 1)										2	0	0	0	0	0	3				
Chuck Taylor, R OBP: 0.260, SLG: 0.163 (9, PH)					5-3					0	0	0	0	0	0	0				
Ron Woods, R OBP: 0.333, SLG: 0.143 (9, 1)									K	1	0	0	0	0	1	2				
John Montague, R OBP: 0.333, SLG: 0.143 (9, 1)										0	0	0	0	0	0	0				
Inning Stats	R: 0 E: 0 K: 1 S: 5	H: 0 LOB: 0 BB: 0 P: 5	R: 0 E: 0 K: 0 S: 6	H: 1 LOB: 3 BB: 2 P: 14	R: 1 E: 0 K: 0 S: 5	H: 2 LOB: 1 BB: 0 P: 5	R: 0 E: 0 K: 0 S: 3	H: 0 LOB: 0 BB: 0 P: 3	R: 0 E: 0 K: 1 S: 5	H: 0 LOB: 0 BB: 0 P: 5	R: 0 E: 0 K: 0 S: 4	H: 1 LOB: 1 BB: 0 P: 4	R: 0 E: 0 K: 0 S: 4	H: 1 LOB: 1 BB: 0 P: 4	R: 0 E: 0 K: 0 S: 4	H: 1 LOB: 2 BB: 0 P: 6	1B: 6 2B: 1 3B: 0 HR: 0	SF: 1 SAC: 2 DP: 0 HBP: 0	WP: 0 PB: 0 CS: 1	PA: 36
PITCHER Jerry Reuss, L ERA: 3.63 (1, 1)	IP: 9.0 WLS: W BF: 36 H: 7 R: 1 ER: 1 SO: 4 BB: 1 IBB: 1 HBP: 0 BLK: 0 WP: 0 HR: 0 S: 42 P: 50 ERA: 1.00 WHIP: 0.889																			

Batter	1	2	3	4	5	6	7	8	9	AB	R	H	RBI	BB	SO	LOB	BOTTOM					
Gene Clines, R OBP: 0.327, SLG: 0.290 (1, 8)	L4		L6-3			L9		SH1-4		3	0	0	0	0	0	2	Montreal Expos @ Pittsburgh Pirates Three Rivers Stadium, Pittsburgh, PA Wed Jul 03 1974, 7:05 PM EDT Att: 11,123 - Unknown 					
Ed Kirkpatrick, L OBP: 0.333, SLG: 0.296 (1, 3)	F9		4-3			3-1		4-3		4	0	0	0	0	0	2						
Richie Hebner, L OBP: 0.353, SLG: 0.489 (1, 5)	K				4-3			L9		3	0	0	0	1	1	1						
Willie Stargell, L OBP: 0.373, SLG: 0.527 (1, 7)									HR	3	1	1	1	1	2	1						
Richie Zisk, R OBP: 0.392, SLG: 0.498 (1, 9)		G6-4-3								3	0	1	0	0	0	1						
Manny Sanguillen, R OBP: 0.315, SLG: 0.300 (1, 2)		1-3			F9					3	0	1	0	0	0	1						
Rennie Stennett, R OBP: 0.339, SLG: 0.399 (1, 4)										3	1	2	0	0	0	1						
Mario Mendoza, R OBP: 0.295, SLG: 0.278 (1, 6)										3	0	1	0	0	1	2						
Jerry Reuss, L OBP: 0.333, SLG: 0.256 (1, 1)										2	0	1	0	0	0	1						
Inning Stats	R: 0 E: 0 K: 1 S: 5	H: 0 LOB: 0 BB: 0 P: 5	R: 0 E: 0 K: 0 S: 2	H: 0 LOB: 0 BB: 1 P: 6	R: 1 E: 1 K: 0 S: 5	H: 2 LOB: 1 BB: 0 P: 5	R: 0 E: 0 K: 1 S: 6	H: 1 LOB: 1 BB: 0 P: 6	R: 0 E: 0 K: 1 S: 5	H: 1 LOB: 0 BB: 0 P: 5	R: 0 E: 0 K: 1 S: 5	H: 0 LOB: 1 BB: 1 P: 9	R: 0 E: 0 K: 0 S: 4	H: 1 LOB: 1 BB: 0 P: 4	R: 0 E: 0 K: 0 S: 4	H: 1 LOB: 1 BB: 0 P: 4		R: 1 E: 0 K: 0 S: 1	H: 1 LOB: 0 BB: 0 P: 1	1B: 5 2B: 2 3B: 0 HR: 1	SF: 0 SAC: 2 DP: 3 HBP: 0	WP: 0 PB: 0 CS: 0
PITCHER Donald DeMola, R ERA: 2.55 (1, 1)	IP: 5.1 WLS: 11 BF: 19 H: 4 R: 1 ER: 1 SO: 3 BB: 1 IBB: 0 HBP: 0 BLK: 0 WP: 0 HR: 0 S: 24 P: 28 ERA: 1.69 WHIP: 0.938																					
Chuck Taylor, R ERA: 2.21 (6, 1)	IP: 2.2 WLS: 2 BF: 11 H: 2 R: 0 ER: 0 SO: 1 BB: 1 IBB: 0 HBP: 0 BLK: 0 WP: 0 HR: 0 S: 12 P: 16 ERA: 0.00 WHIP: 1.125																					
John Montague, R ERA: 2.11 (9, 1)	IP: 0.0 WLS: L BF: 1 H: 1 R: 1 ER: 1 SO: 0 BB: 0 IBB: 0 HBP: 0 BLK: 0 WP: 0 HR: 1 S: 1 P: 1 ERA: ∞ WHIP: ∞																					

Batter	1	2	3	4	5	6	7	8	9	AB	R	H	RBI	BB	SO	LOB	TOP					
Ron Hunt, R OBP: 0.383, SLG: 0.303 Willie Davis, L OBP: 0.342, SLG: 0.427	4-0 FC6-4 BB		0-0 F7			0-0 SH3-4		0-0 6-3		2	0	0	0	1	0	0						
Tim Foli, R OBP: 0.279, SLG: 0.279	0-0 F7		0-0 6-3			0-0 4-3		0-0 F4		4	0	0	0	0	0	2						
Bob Bailey, R OBP: 0.437 Boots Day, L OBP: 0.277, SLG: 0.233	0-0 L9			0-0 4-3		0-0 1B		0-0 F5		4	0	1	1	0	0	1						
Hal Breedren, R OBP: 0.310, SLG: 0.370 Mike Jorgensen, L OBP: 0.444, SLG: 0.507	0-0 FC6-4			0-3 K		0-0 4-3		0-0 F7		4	0	0	0	0	1	2						
Ron Woods, R OBP: 0.259, SLG: 0.152		4-0 S BB		0-0 F4				0-0 F7		3	0	0	0	1	0	0						
Barry Foote, R OBP: 0.307, SLG: 0.377		0-3 K			0-0 F6			0-0 FC6-4 1B		4	0	1	0	0	1	1						
Jim Cox, R OBP: 0.288, SLG: 0.306		0-0 L8			0-0 F7			0-0 FC6-4 2B		3	1	0	0	0	2							
Pepe Frias, R OBP: 0.226, SLG: 0.300		0-0 5-3			0-0 4-3			0-0 1-H 2B		3	0	1	1	0	0	1						
Steve Rogers, R OBP: 0.235, SLG: 0.188			0-0 4-3			0-0 4-3 SH3-4 1B		0-0 6-3		3	1	1	0	0	0	1						
Inning Stats	R: 0 E: 0 K: 0 S: 3	H: 0 LOB: 1 BB: 1 P: 7	R: 0 E: 0 K: 1 S: 5	H: 0 LOB: 1 BB: 1 P: 9	R: 0 E: 0 K: 1 S: 3	H: 0 LOB: 0 BB: 0 P: 3	R: 0 E: 0 K: 0 S: 5	H: 0 LOB: 0 BB: 0 P: 5	R: 0 E: 0 K: 0 S: 3	H: 0 LOB: 0 BB: 0 P: 3	R: 1 E: 0 K: 0 S: 5	H: 2 LOB: 1 BB: 0 P: 5	R: 1 E: 0 K: 0 S: 5	H: 2 LOB: 1 BB: 0 P: 5	R: 0 E: 0 K: 0 S: 3	H: 0 LOB: 0 BB: 0 P: 3	R: 0 E: 0 K: 0 S: 3	H: 0 LOB: 0 BB: 0 P: 3	1B: 3 2B: 1 3B: 0 HR: 0	SF: 0 SAC: 1 DP: 0 HBP: 0	WP: 0 PB: 0 CS: 0	PA: 33
PITCHER Ken Brett, L ERA: 2.69	IP: 9.0 WLS: L BF: 33	H: 4 R: 2 ER: 2 SO: 2	BB: 2 IBB: 0 HBP: 0 BLK: 0	WP: 0 HR: 0 S: 35 P: 43	ERA: 2.00 WHIP: 0.667																	

Montreal Expos @ Pittsburgh Pirates
Three Rivers Stadium, Pittsburgh, PA
Thu Jul 04 1974, 3:33 AM EDT
Unknown

AB 30
R 2
H 4
RBI 2
BB 2
SO 2
LOB 10



Batter	1	2	3	4	5	6	7	8	9	AB	R	H	RBI	BB	SO	LOB	BOTTOM			
Gene Clines, R OBP: 0.319, SLG: 0.283	0-0 L9	0-0 L1-3			0-0 L4-3			0-0 L3-1	0-0 FC5-4	5	0	0	0	0	0	4				
Ed Kirkpatrick, L OBP: 0.330, SLG: 0.294	0-0 6-3		0-0 G3		0-0 1-3			0-0 1B F7 1B		4	0	1	0	0	0	0				
Richie Hebner, L OBP: 0.355, SLG: 0.487	0-3 K		4-0 BB			0-0 G6-3 1B		0-0 F7		3	0	1	0	1	1	1				
Willie Stargell, L OBP: 0.375, SLG: 0.524		0-0 4-3 1B G3 1B	0-0 L8			0-0 G6-3		4-0 1B		3	1	1	0	1	0	2				
Richie Zisk, R OBP: 0.394, SLG: 0.498		0-0 G3 4-3 1B	0-0 F8			0-0 F8		0-0 1B		4	0	2	0	0	0	1				
Manny Sanguillen, R OBP: 0.317, SLG: 0.383		0-0 4-3		0-0 6-3				0-0 5-3		4	0	0	0	0	0	5				
Rennie Stennett, R OBP: 0.341, SLG: 0.401		4-0 G3 IBB		0-0 L4				0-0 F8		3	0	1	0	1	0	0				
Mario Mendoza, R OBP: 0.290, SLG: 0.273 Dave Parker, L OBP: 0.318, SLG: 0.421 Frank Taveras, R OBP: 0.302, SLG: 0.303 Bob Robertson, R OBP: 0.320, SLG: 0.547 Dock Ellis, S OBP: 0.333, SLG: 0.261		0-0 G3		0-0 4-3				0-0 FC5-4 1B		2	0	0	1	0	0	2				
Ken Brett, L OBP: 0.396, SLG: 0.592		4-0 BB		0-0 4-3				0-0 F7		3	0	0	0	1	1	2				
Inning Stats	R: 0 E: 0 K: 1 S: 5	H: 2 LOB: 3 BB: 2 P: 13	R: 1 E: 0 K: 0 S: 5	H: 2 LOB: 2 BB: 2 P: 13	R: 0 E: 0 K: 0 S: 3	H: 0 LOB: 1 BB: 1 P: 7	R: 0 E: 0 K: 0 S: 3	H: 0 LOB: 0 BB: 0 P: 3	R: 0 E: 0 K: 2 S: 8	H: 1 LOB: 1 BB: 0 P: 8	R: 0 E: 0 K: 0 S: 5	H: 2 LOB: 3 BB: 1 P: 9	R: 0 E: 0 K: 0 S: 4	H: 1 LOB: 1 BB: 0 P: 4	1B: 6 2B: 1 3B: 0 HR: 0	SF: 0 SAC: 0 DP: 1 HBP: 0	WP: 0 PB: 0 CS: 0	PA: 37		
PITCHER Steve Rogers, R ERA: 4.33	IP: 9.0 WLS: W BF: 37	H: 7 R: 1 ER: 1 SO: 3	BB: 2 IBB: 2 HBP: 0 BLK: 0	WP: 0 HR: 0 S: 39 P: 55	ERA: 1.00 WHIP: 1.000															

Montreal Expos @ Pittsburgh Pirates
Three Rivers Stadium, Pittsburgh, PA
Thu Jul 04 1974, 3:33 AM EDT
Unknown

AB 33
R 1
H 7
RBI 1
BB 4
SO 3
LOB 18



Batter	1	2	3	4	5	6	7	8	9	AB	R	H	RBI	BB	SO	LOB	TOP										
Ron Hunt, R OBP: 0.381, SLG: 0.303 Pepe Frias, R OBP: 0.226, SLG: 0.300 Hal Bredien, R OBP: 0.316, SLG: 0.376 Mike Torrez, R OBP: 0.097, SLG: 0.067	0-0 SH1-4 1B		0-0 F7		0-0 6-3		0-0 F9		0-0 1-2 1B	4	0	1	0	0	0	1	Montreal Expos @ Pittsburgh Pirates Three Rivers Stadium, Pittsburgh, PA Thu Jul 04 1974, 3:38 AM EDT Att: 22,456 - Unknown										
Larry Lintz, S OBP: 0.363, SLG: 0.328	0-0 SH1-4 1-2		0-0 L7		0-0 4-3		0-3 K		0-3 K	4	0	0	0	0	2	3											
Willie Davis, L OBP: 0.337, SLG: 0.419	0-0 L9-4-6 2-3			0-0 F6		0-0 L8		0-3 K	0-0 F7	5	0	0	0	0	1	3											
Ken Singleton, S OBP: 0.412, SLG: 0.385 Ron Woods, R OBP: 0.299, SLG: 0.152		0-0 3-1 2B		4-0 1B SF8 BB		0-0 2B 1B		0-0 S 2B		3	1	3	0	1	0	0											
Bob Bailey, R OBP: 0.400, SLG: 0.442 Boots Day, L OBP: 0.277, SLG: 0.233	0-0 3-1 2-3		0-0 1B SF8 1B		0-0 F9 1-1 2B		0-0 F4		0-0 F4	4	1	2	0	0	0	2											
Mike Jorgensen, L OBP: 0.435, SLG: 0.493	0-0 F3		0-0 SF8 1-2 3-H		0-0 F9 2-3		4-0 BB		0-0 BB	2	0	0	1	1	0	2											
Tim Foli, R OBP: 0.283, SLG: 0.280	0-0 5-3		0-0 2-H 1B		4-0 BB		0-0 F7		0-0 F7	3	0	1	1	1	0	4											
Barry Foote, R OBP: 0.306, SLG: 0.371		0-0 L6		4-0 F7 IBB		0-0 F7		0-0 G3		3	0	0	0	1	0	2											
Dennis Blair, R OBP: 0.188, SLG: 0.071 Bob Stinson, S OBP: 0.375, SLG: 0.333 Jim Cox, R OBP: 0.288, SLG: 0.306		0-0 L3 1B		0-0 F4		0-0 F4		0-0 1B		3	0	1	0	0	0	2											
										1	0	1	0	0	0	0											
										0	0	0	0	0	0	0											
Inning Stats	R: 0 E: 0 K: 0 S: 3	H: 1 LOB: 0 BB: 0 P: 3	R: 0 E: 0 K: 0 S: 4	H: 1 LOB: 1 BB: 0 P: 4	R: 0 E: 0 K: 0 S: 4	H: 1 LOB: 1 BB: 0 P: 4	R: 2 E: 0 K: 0 S: 5	H: 2 LOB: 2 BB: 2 P: 13	R: 0 E: 0 K: 0 S: 4	H: 0 LOB: 0 BB: 0 P: 3	R: 0 E: 0 K: 0 S: 5	H: 2 LOB: 0 BB: 0 P: 8	R: 0 E: 0 K: 1 S: 5	H: 0 LOB: 0 BB: 0 P: 5	R: 0 E: 0 K: 1 S: 6	H: 1 LOB: 3 BB: 1 P: 10		R: 0 E: 0 K: 1 S: 7	H: 2 LOB: 2 BB: 0 P: 7	1B: 7 2B: 4 3B: 0 HR: 0	SF: 1 SAC: 1 DP: 1 HBP: 0	WP: 0 PB: 0 CS: 1	PA: 39				
PITCHER	IP	WLS	BF	H	R	ER	SO	BB	IBB	HBP	BLK	WP	HR	S	P	ERA	WHIP										
Dave Giusti, R ERA: 3.88	7.0		29	7	2	2	1	2	1	0	0	0	0	28	40	2.57	1.286										
Ramon Hernandez, L ERA: 2.99	0.2		4	1	0	0	1	1	0	0	0	0	0	5	9	0.00	3.000										
Bruce Kison, R ERA: 3.38	1.1	W	6	2	0	0	1	0	0	0	0	0	0	8	8	0.00	1.500										

AB	33
R	2
H	10
RBI	2
BB	4
SO	3
LOB	19



Batter	1	2	3	4	5	6	7	8	9	AB	R	H	RBI	BB	SO	LOB	BOTTOM										
Rennie Stennett, R OBP: 0.336, SLG: 0.396	0-0 6-3		0-0 F8		0-0 G6-4-3 1-2		0-0 L8			4	0	0	0	0	0	1	Montreal Expos @ Pittsburgh Pirates Three Rivers Stadium, Pittsburgh, PA Thu Jul 04 1974, 3:38 AM EDT Att: 22,456 - Unknown										
Richie Hebner, L OBP: 0.360, SLG: 0.487	4-0 G6-3 BB		4-0 BB		0-0 L8		0-0 SH3-4 2B 1B			2	1	1	0	2	0	0											
Dave Parker, L OBP: 0.316, SLG: 0.417 Gene Clines, R OBP: 0.316, SLG: 0.280	0-0 G6-3 1-2		0-3 K		0-3 K		0-0 L1-3		0-0 SH3-4 1-2	1	0	0	0	0	0	1											
Willie Stargell, L OBP: 0.376, SLG: 0.526		0-3 K		0-0 E4 FC5-4 1B		0-0 6-3		0-0 2B SF8 IBB		3	1	1	0	1	2	1											
Richie Zisk, R OBP: 0.396, SLG: 0.500		0-0 E4 FC5-4 1B		0-0 6-3		4-0 E BB		0-0 SF8 1-3 2-H 2B		3	1	1	1	1	0	0											
Bob Robertson, R OBP: 0.317, SLG: 0.539		0-0 FC5-4 1-2 1B		0-0 6-3		0-0 E5 1-2 2-3		0-0 SF8		3	0	1	1	0	0	2											
Manny Sanguillen, R OBP: 0.306, SLG: 0.377		0-0 FC5-4 1-2 2-3 1B		0-0 L6		0-0 1-3		0-0 5-3		4	0	0	0	0	0	6											
Frank Taveras, R OBP: 0.311, SLG: 0.306		0-0 1-2 1B		4-0 FC3-6 BB		0-0 5-3				2	0	1	1	1	0	0											
Dave Giusti, R OBP: 0.125, SLG: 0.125 Ken Brett, L OBP: 0.369, SLG: 0.580 Ramon Hernandez, S OBP: 0.317, SLG: 0.539 Bruce Kison, R OBP: 0.154, SLG: 0.083		0-0 5-3		0-0 FC3-6 G6-4-3		0-0 4-3				2	0	0	0	0	0	3											
										1	0	0	0	0	0	0											
										0	0	0	0	0	0	0											
Inning Stats	R: 0 E: 0 K: 0 S: 2	H: 0 LOB: 0 BB: 1 P: 6	R: 1 E: 1 K: 1 S: 8	H: 2 LOB: 2 BB: 0 P: 8	R: 0 E: 0 K: 2 S: 7	H: 0 LOB: 1 BB: 1 P: 11	R: 0 E: 0 K: 0 S: 3	H: 0 LOB: 0 BB: 0 P: 3	R: 0 E: 0 K: 0 S: 2	H: 0 LOB: 0 BB: 1 P: 6	R: 0 E: 0 K: 0 S: 5	H: 1 LOB: 3 BB: 1 P: 9	R: 0 E: 0 K: 0 S: 3	H: 0 LOB: 0 BB: 0 P: 3	R: 2 E: 0 K: 0 S: 5	H: 2 LOB: 1 BB: 1 P: 9		1B: 3 2B: 2 3B: 0 HR: 0	SF: 1 SAC: 1 DP: 2 HBP: 0	WP: 0 PB: 0 CS: 0	PA: 34						
PITCHER	IP	WLS	BF	H	R	ER	SO	BB	IBB	HBP	BLK	WP	HR	S	P	ERA	WHIP										
Dennis Blair, R ERA: 3.03	8.0	L	34	5	3	2	3	4	1	0	0	0	0	35	55	2.25	1.125										



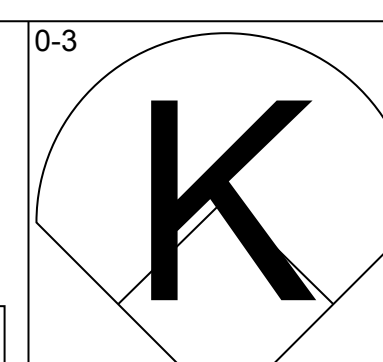
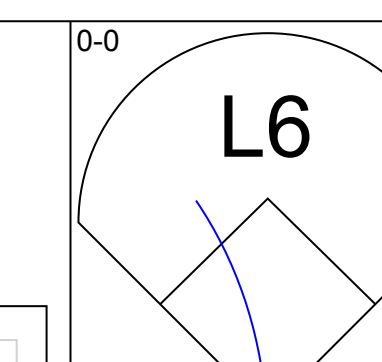
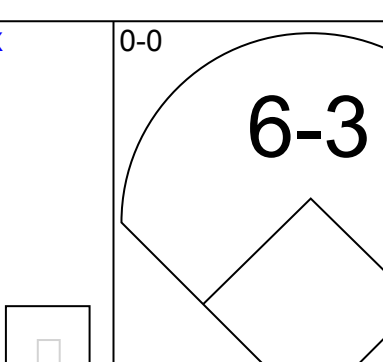
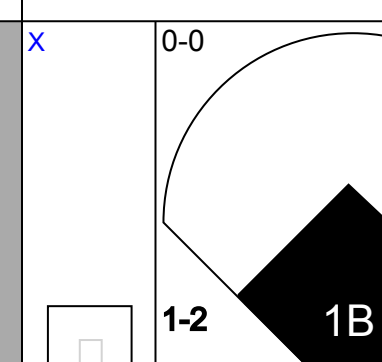
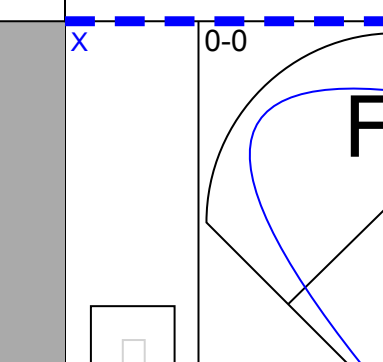
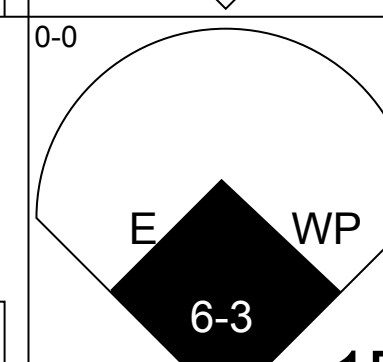
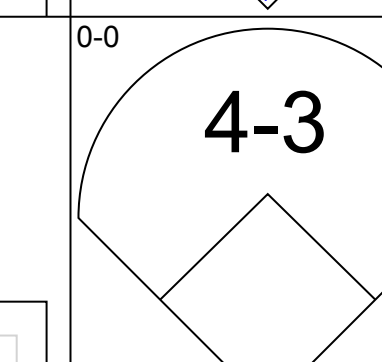
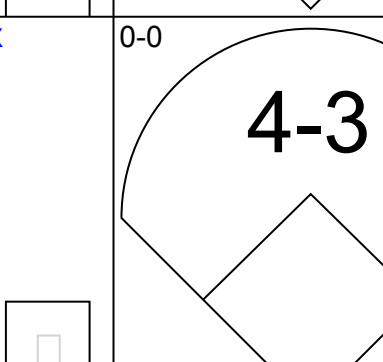
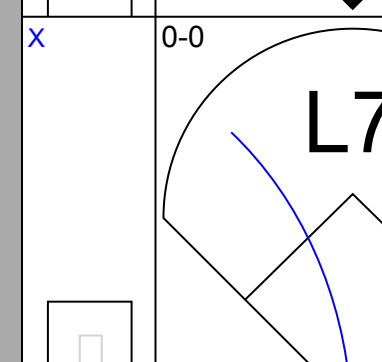
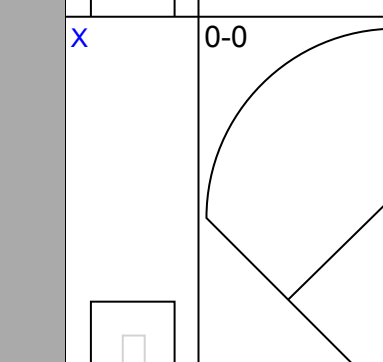
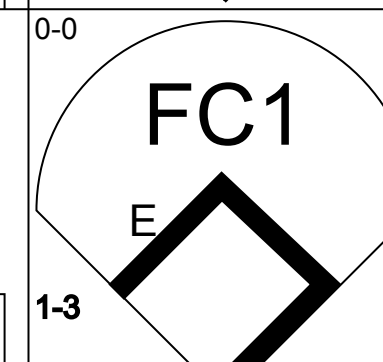
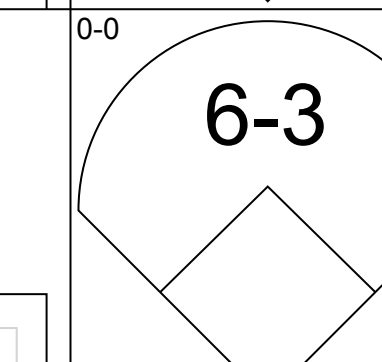
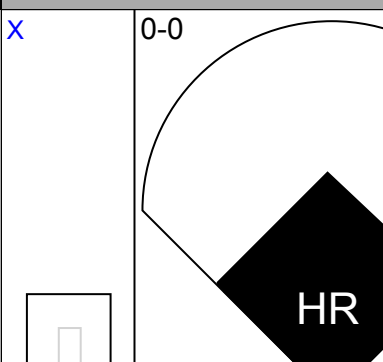
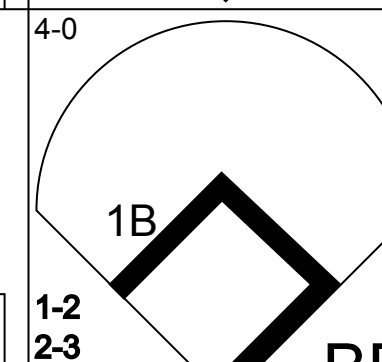
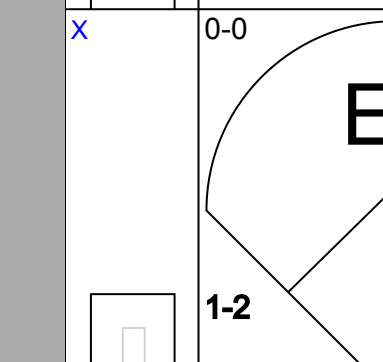
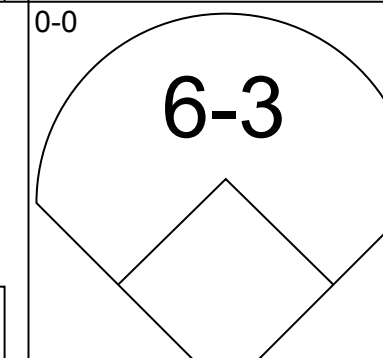
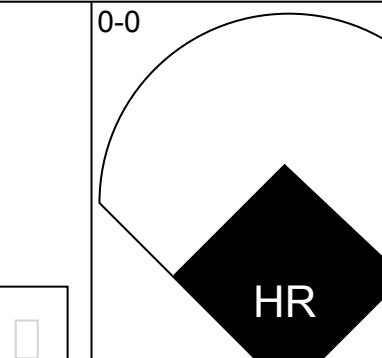
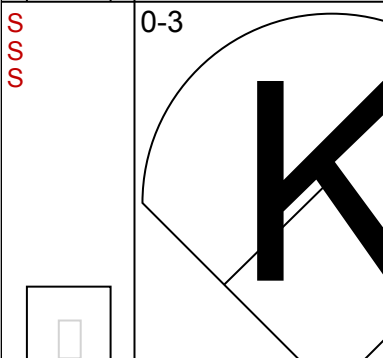
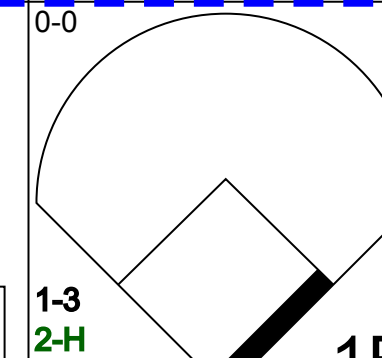
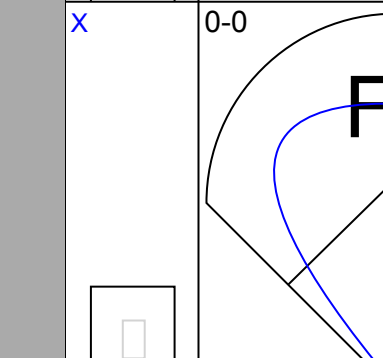
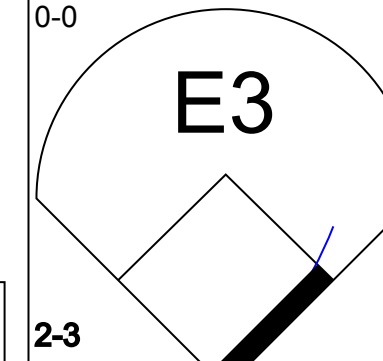
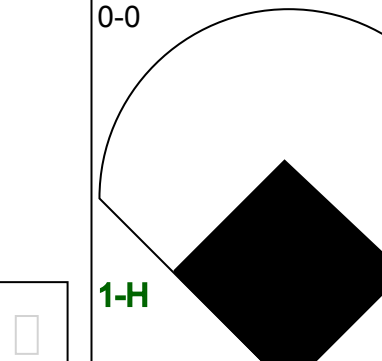
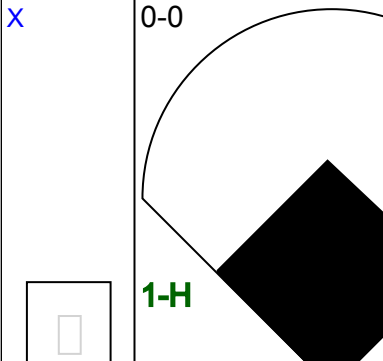
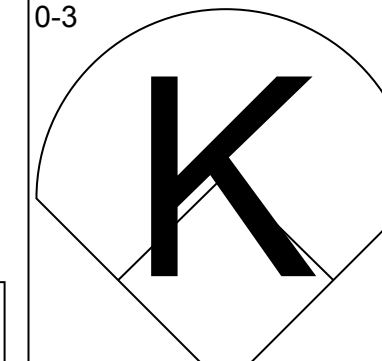
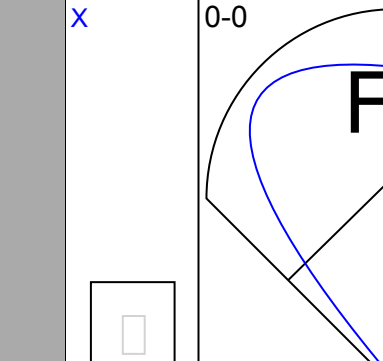
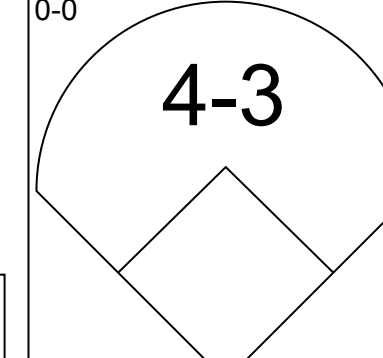
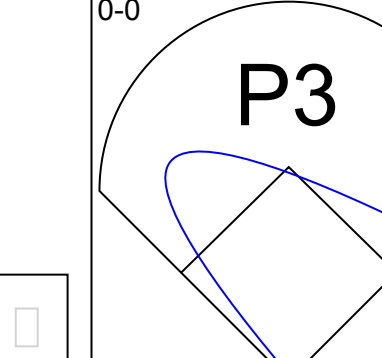
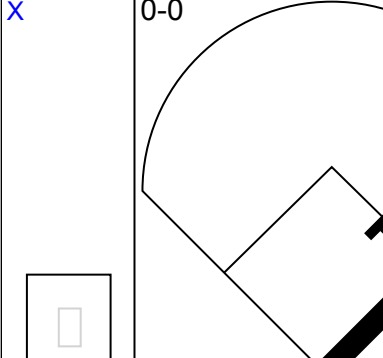
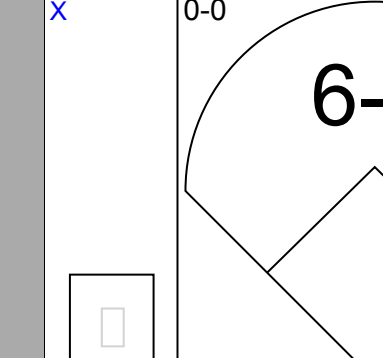
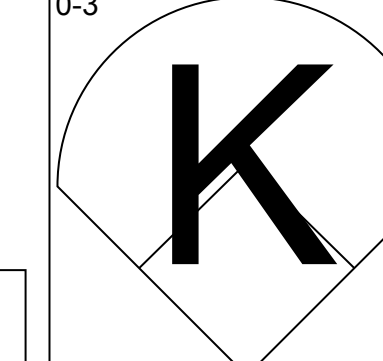
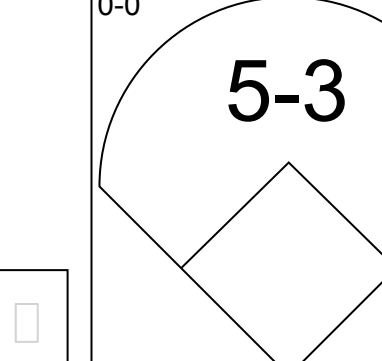
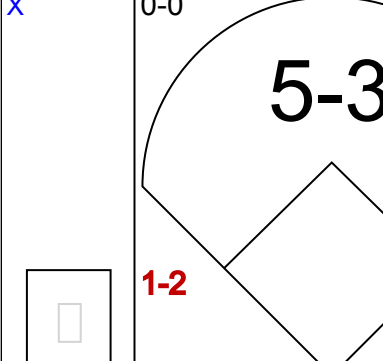
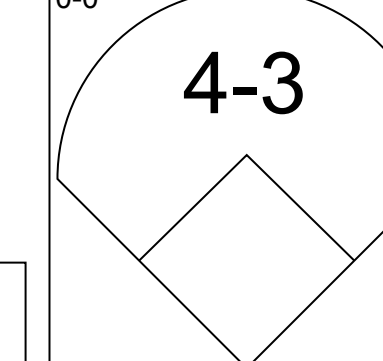
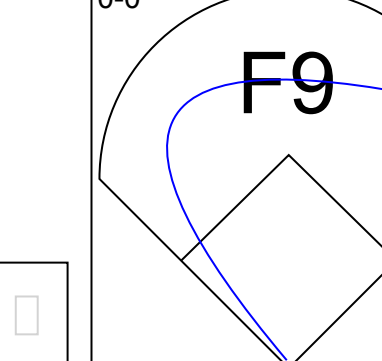
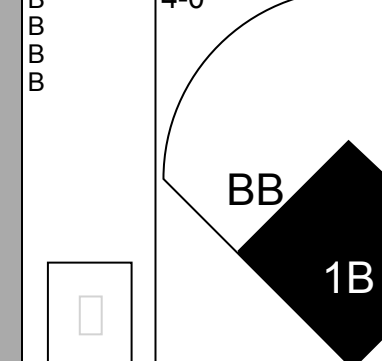
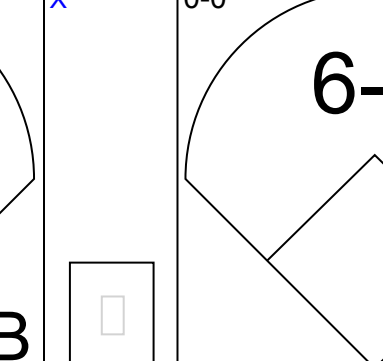
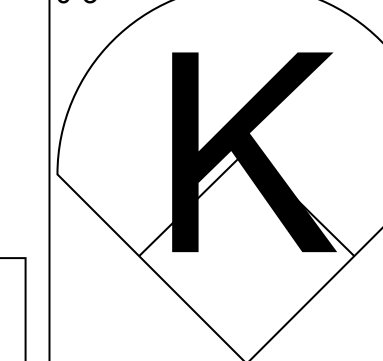
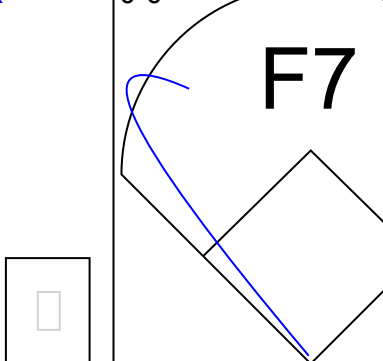
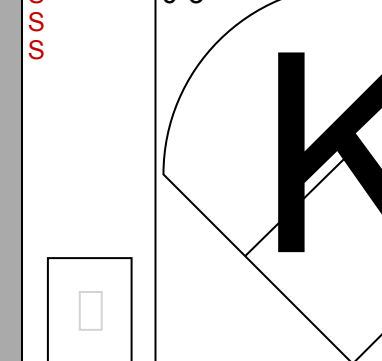
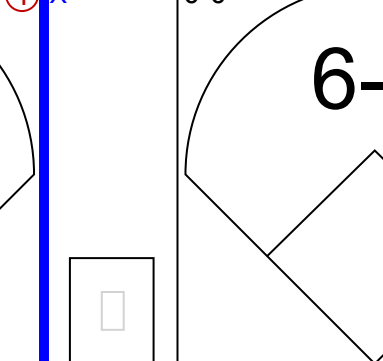
Batter	1	2	3	4	5	6	7	8	9	AB	R	H	RBI	BB	SO	LOB	TOP						
Davey Lopes, R OBP: 0.341, SLG: 0.286 (1, 4)										3	0	1	1	1	0	2	Los Angeles Dodgers @ Montreal Expos Jarry Park, Montreal, QB Fri Jul 05 1974, 7:05 PM EDT Unknown						
Bill Buckner, L OBP: 0.358, SLG: 0.416 (1, 7)										5	0	1	2	0	0	5							
Steve Garvey, R OBP: 0.345, SLG: 0.506 (1, 3)										4	0	0	0	0	1	2							
Ron Cey, R OBP: 0.362, SLG: 0.425 (1, 5)										4	1	0	0	0	1	0							
Willie Crawford, L OBP: 0.380, SLG: 0.403 (1, 9)										3	1	0	0	1	1	0							
Joe Ferguson, R OBP: 0.393, SLG: 0.458 (1, 2)										2	2	1	1	2	0	0							
Von Joshua, L OBP: 0.283, SLG: 0.302 (1, 8)										4	1	2	1	0	0	1							
Bill Russell, R OBP: 0.328, SLG: 0.388 (1, 6)										2	1	1	1	1	0	0							
Al Downing, R OBP: 0.385, SLG: 0.364 (1, 1)										0	0	0	0	0	0	0							
Rick Rhoden, R OBP: 0.333, SLG: 0.517 (5, PH)										0	0	0	0	0	0	0							
Ken McMullen, R OBP: 0.333, SLG: 0.517 (5, 1)										0	0	0	0	0	0	0							
Charlie Hough, R OBP: 0.333, SLG: 0.517 (5, 1)										0	0	0	0	0	0	0							
Jimmy Wynn, R OBP: 0.309, SLG: 0.571 (5, 1)										0	0	0	0	0	0	0							
Jim Brewer, L OBP: 0.419, SLG: 0.412 (5, PH)										0	0	0	0	0	0	0							
Manny Mota, R OBP: 0.419, SLG: 0.412 (5, PH)										0	0	0	0	0	0	0							
Inning Stats	R: 0 E: 0 K: 0 S: 3	H: 1 LOB: 0 BB: 0 P: 3	R: 0 E: 0 K: 0 S: 3	H: 0 LOB: 1 BB: 1 P: 7	R: 0 E: 0 K: 0 S: 2	H: 0 LOB: 1 BB: 2 P: 10	R: 0 E: 0 K: 2 S: 7	H: 0 LOB: 0 BB: 0 P: 7	R: 3 E: 0 K: 1 S: 9	H: 4 LOB: 1 BB: 0 P: 9	R: 3 E: 1 K: 1 S: 7	H: 1 LOB: 2 BB: 2 P: 16	R: 0 E: 0 K: 1 S: 5	H: 0 LOB: 0 BB: 0 P: 5	R: 0 E: 0 K: 0 S: 3	H: 0 LOB: 0 BB: 0 P: 3	R: 0 E: 0 K: 0 S: 3	H: 0 LOB: 0 BB: 0 P: 3	1B: 4 2B: 1 3B: 0 HR: 1	SF: 1 SAC: 1 DP: 2 HBP: 1	WP: 1 PB: 0 SB: 0 CS: 0	PA: 38	
PITCHER	IP WLS BF H R ER SO BB IBB HBP BLK WP HR S P ERA WHIP	IP WLS BF H R ER SO BB IBB HBP BLK WP HR S P ERA WHIP	IP WLS BF H R ER SO BB IBB HBP BLK WP HR S P ERA WHIP	IP WLS BF H R ER SO BB IBB HBP BLK WP HR S P ERA WHIP	IP WLS BF H R ER SO BB IBB HBP BLK WP HR S P ERA WHIP	IP WLS BF H R ER SO BB IBB HBP BLK WP HR S P ERA WHIP	IP WLS BF H R ER SO BB IBB HBP BLK WP HR S P ERA WHIP	IP WLS BF H R ER SO BB IBB HBP BLK WP HR S P ERA WHIP	IP WLS BF H R ER SO BB IBB HBP BLK WP HR S P ERA WHIP	IP WLS BF H R ER SO BB IBB HBP BLK WP HR S P ERA WHIP	IP WLS BF H R ER SO BB IBB HBP BLK WP HR S P ERA WHIP	IP WLS BF H R ER SO BB IBB HBP BLK WP HR S P ERA WHIP	IP WLS BF H R ER SO BB IBB HBP BLK WP HR S P ERA WHIP	IP WLS BF H R ER SO BB IBB HBP BLK WP HR S P ERA WHIP	IP WLS BF H R ER SO BB IBB HBP BLK WP HR S P ERA WHIP	IP WLS BF H R ER SO BB IBB HBP BLK WP HR S P ERA WHIP	IP WLS BF H R ER SO BB IBB HBP BLK WP HR S P ERA WHIP	IP WLS BF H R ER SO BB IBB HBP BLK WP HR S P ERA WHIP	IP WLS BF H R ER SO BB IBB HBP BLK WP HR S P ERA WHIP	IP WLS BF H R ER SO BB IBB HBP BLK WP HR S P ERA WHIP	IP WLS BF H R ER SO BB IBB HBP BLK WP HR S P ERA WHIP	IP WLS BF H R ER SO BB IBB HBP BLK WP HR S P ERA WHIP	IP WLS BF H R ER SO BB IBB HBP BLK WP HR S P ERA WHIP

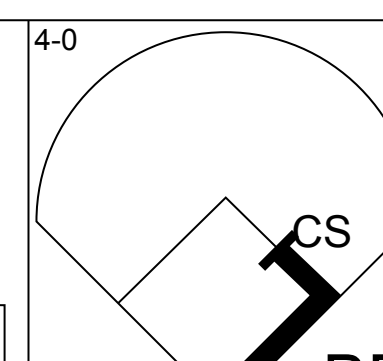
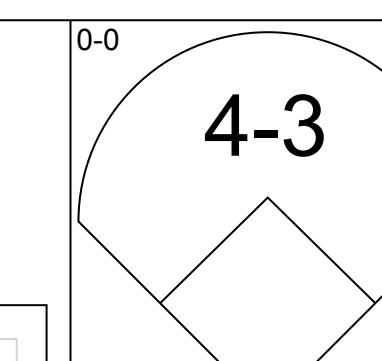
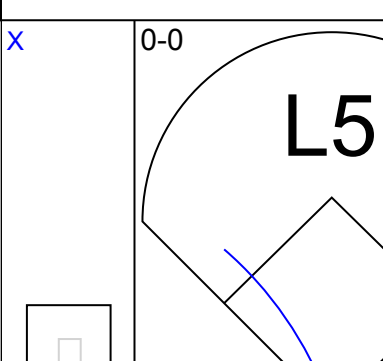
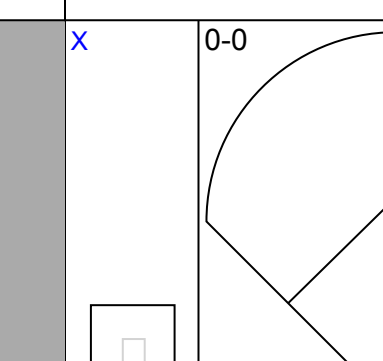
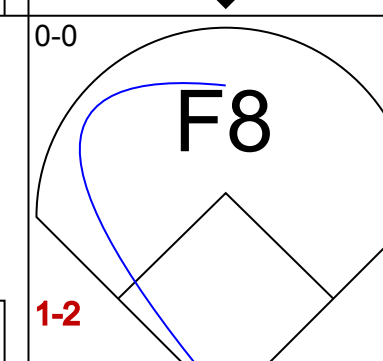
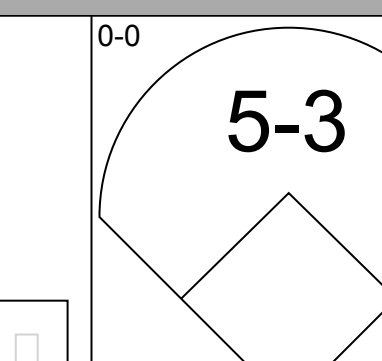
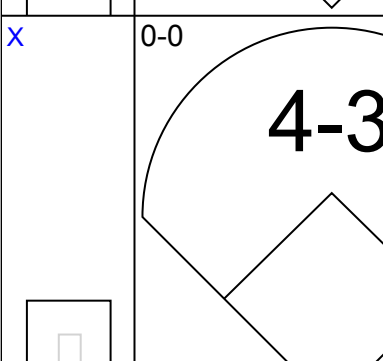
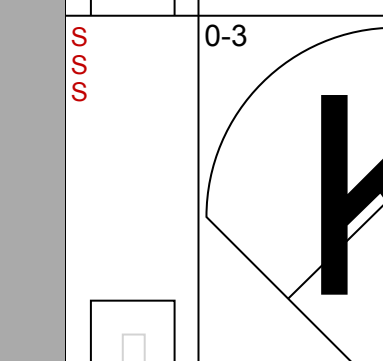
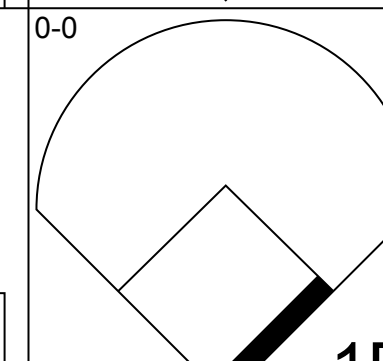
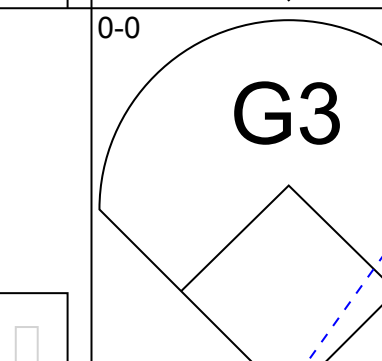
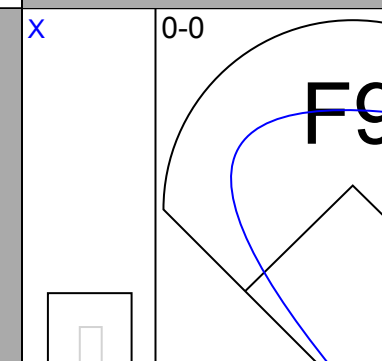
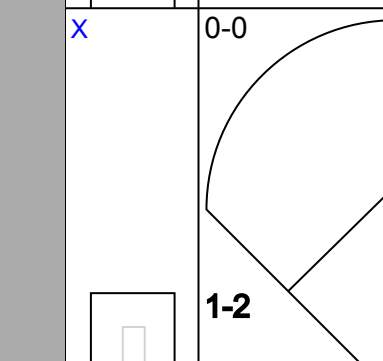
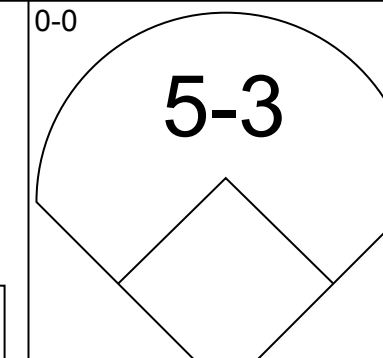
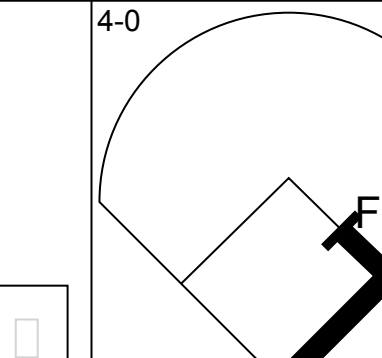
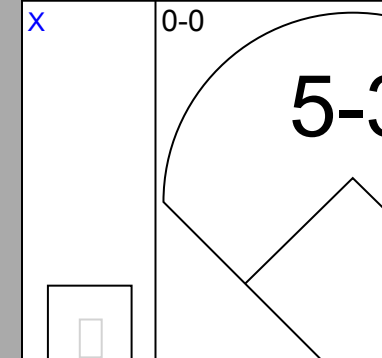
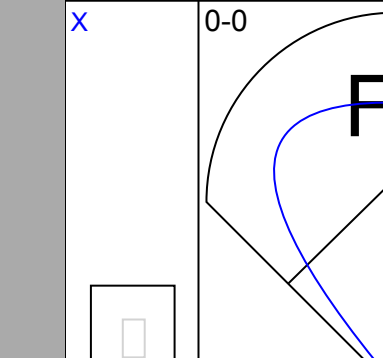
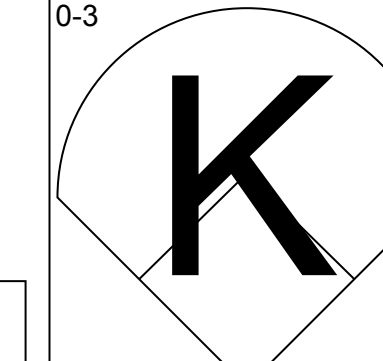
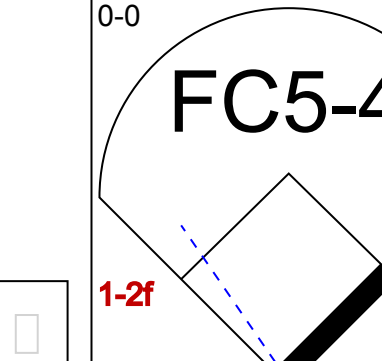
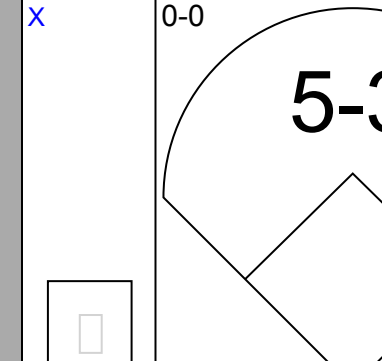
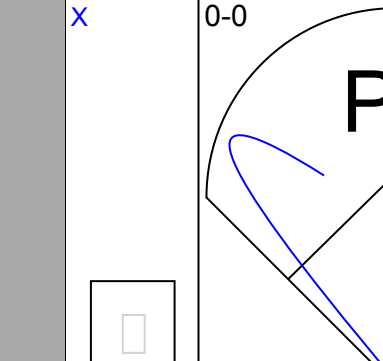
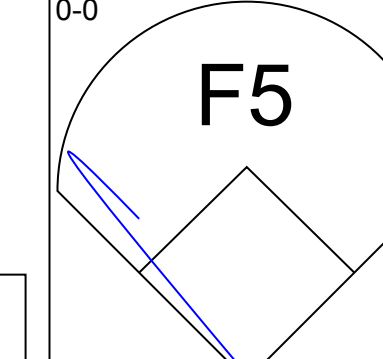
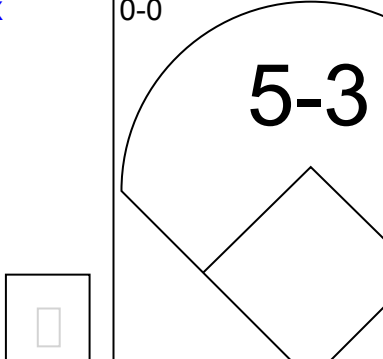
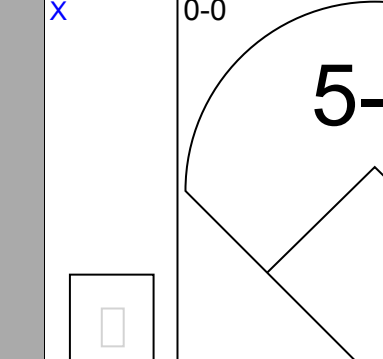
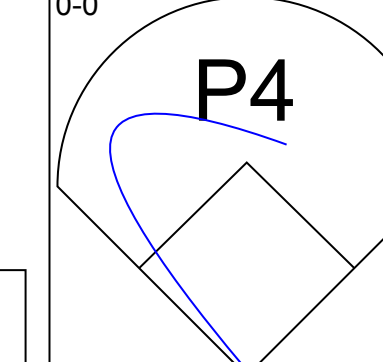
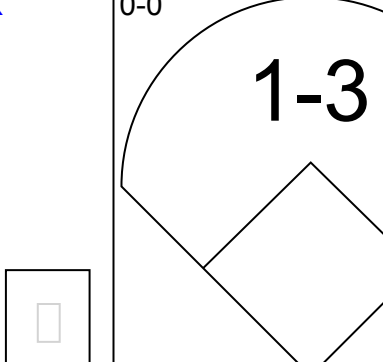
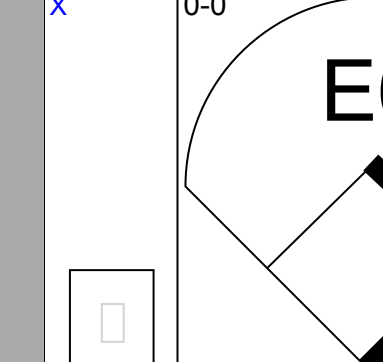
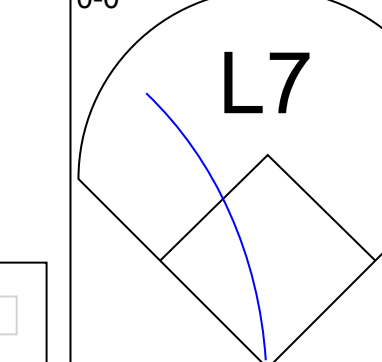
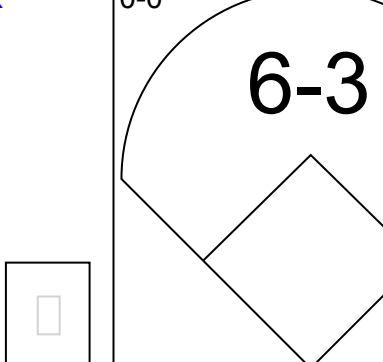
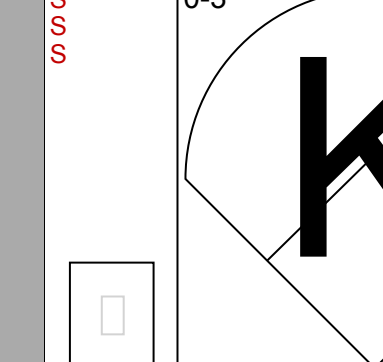
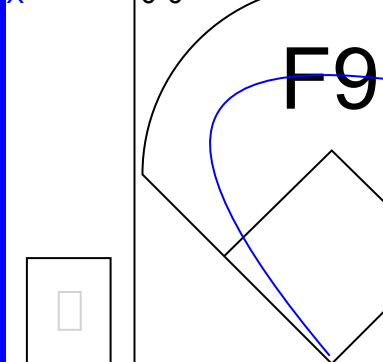
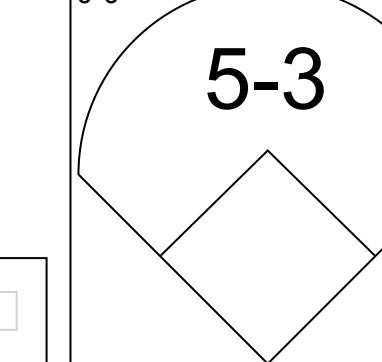
AB	30
R	6
H	6
RBI	6
BB	5
SO	5
LOB	15



Batter	1	2	3	4	5	6	7	8	9	AB	R	H	RBI	BB	SO	LOB	BOTTOM						
Ron Hunt, R OBP: 0.385, SLG: 0.306 (1, 5)										4	3	2	1	1	1	1	Los Angeles Dodgers @ Montreal Expos Jarry Park, Montreal, QB Fri Jul 05 1974, 7:05 PM EDT Unknown						
Pepe Frias, R OBP: 0.226, SLG: 0.300 (5, 5)										0	0	0	0	0	0	0							
Tim Foli, R OBP: 0.287, SLG: 0.284 (1, 6)										4	0	2	0	0	0	2							
Willie Davis, L OBP: 0.338, SLG: 0.417 (1, 8)										4	0	1	1	1	1	3							
Bob Bailey, R OBP: 0.403, SLG: 0.443 (1, 7)										4	1	2	2	1	1	0							
Ron Woods, R OBP: 0.299, SLG: 0.152 (9, 7)										0	0	0	0	0	0	0							
Hal Breeden, R OBP: 0.319, SLG: 0.373 (1, 3)										1	1	0	0	1	0	2							
Mike Jorgensen, L OBP: 0.432, SLG: 0.528 (4, PH) (5, 3)										3	1	1	2	0	0	2							
Ken Singleton, S OBP: 0.415, SLG: 0.405 (1, 9)										5	2	3	1	0	0	2							
Barry Foote, R OBP: 0.308, SLG: 0.391 (1, 2)										4	2	2	3	0	0	0							
Jim Cox, R OBP: 0.289, SLG: 0.305 (1, 4)										1	0	0	0	0	0	1							
Larry Lintz, S OBP: 0.365, SLG: 0.331 (4, PR) (5, 4)										2	1	1	0	0	1	1							
Steve Renko, R OBP: 0.250, SLG: 0.262 (1, 1)										2	0	0	0	0	0	2							
Chuck Taylor, R OBP: 0.333, SLG: 0.500 (6, 1)										0	0	0	0	0	0	0							
Inning Stats	R: 1 E: 0 K: 0 S: 4	H: 2 LOB: 0 BB: 0 P: 4	R: 1 E: 1 K: 0 S: 4	H: 1 LOB: 1 BB: 1 P: 8	R: 1 E: 1 K: 0 S: 5	H: 1 LOB: 2 BB: 1 P: 9	R: 3 E: 0 K: 0 S: 6	H: 3 LOB: 2 BB: 1 P: 11	R: 2 E: 0 K: 0 S: 6	H: 4 LOB: 2 BB: 1 P: 10	R: 0 E: 0 K: 1 S: 5	H: 0 LOB: 0 BB: 0 P: 5	R: 0 E: 1 K: 2 S: 8	H: 0 LOB: 1 BB: 0 P: 8	R: 3 E: 0 K: 1 S: 8	H: 3 LOB: 0 BB: 0 P: 8	R: 0 E: 0 K: 0 S: 3	H: 0 LOB: 0 BB: 0 P: 3	1B: 10 2B: 1 3B: 0 HR: 3	SF: 1 SAC: 3 DP: 1 HBP: 1	WP: 1 PB: 0 SB: 2 CS: 1	PA: 43	
PITCHER	IP WLS BF H R ER SO BB IBB HBP BLK WP HR S P ERA WHIP	IP WLS BF H R ER SO BB IBB HBP BLK WP HR S P ERA WHIP	IP WLS BF H R ER SO BB IBB HBP BLK WP HR S P ERA WHIP	IP WLS BF H R ER SO BB IBB HBP BLK WP HR S P ERA WHIP	IP WLS BF H R ER SO BB IBB HBP BLK WP HR S P ERA WHIP	IP WLS BF H R ER SO BB IBB HBP BLK WP HR S P ERA WHIP	IP WLS BF H R ER SO BB IBB HBP BLK WP HR S P ERA WHIP	IP WLS BF H R ER SO BB IBB HBP BLK WP HR S P ERA WHIP	IP WLS BF H R ER SO BB IBB HBP BLK WP HR S P ERA WHIP	IP WLS BF H R ER SO BB IBB HBP BLK WP HR S P ERA WHIP	IP WLS BF H R ER SO BB IBB HBP BLK WP HR S P ERA WHIP	IP WLS BF H R ER SO BB IBB HBP BLK WP HR S P ERA WHIP	IP WLS BF H R ER SO BB IBB HBP BLK WP HR S P ERA WHIP	IP WLS BF H R ER SO BB IBB HBP BLK WP HR S P ERA WHIP	IP WLS BF H R ER SO BB IBB HBP BLK WP HR S P ERA WHIP	IP WLS BF H R ER SO BB IBB HBP BLK WP HR S P ERA WHIP	IP WLS BF H R ER SO BB IBB HBP BLK WP HR S P ERA WHIP	IP WLS BF H R ER SO BB IBB HBP BLK WP HR S P ERA WHIP	IP WLS BF H R ER SO BB IBB HBP BLK WP HR S P ERA WHIP	IP WLS BF H R ER SO BB IBB HBP BLK WP HR S P ERA WHIP	IP WLS BF H R ER SO BB IBB HBP BLK WP HR S P ERA WHIP	IP WLS BF H R ER SO BB IBB HBP BLK WP HR S P ERA WHIP	IP WLS BF H R ER SO BB IBB HBP BLK WP HR S P ERA WHIP



Batter	1	2	3	4	5	6	7	8	9	AB R H RBI BB SO LOB	TOP											
Davey Lopes, R OBP: 0.338, SLG: 0.284 (1, 4)										5 1 1 0 0 1 0	Los Angeles Dodgers @ Montreal Expos Jarry Park, Montreal, QB Fri Jul 05 1974, 7:05 PM EDT Att: 23,167 - Unknown											
Bill Buckner, L OBP: 0.359, SLG: 0.416 (1, 7)										5 1 2 0 0 0 2												
Steve Garvey, R OBP: 0.346, SLG: 0.503 (1, 3)										4 1 1 0 1 0 2												
Ron Cey, R OBP: 0.363, SLG: 0.424 (1, 5)										5 1 2 3 0 1 4												
Willie Crawford, L OBP: 0.381, SLG: 0.428 (1, 9)										5 2 2 4 0 1 5												
Von Joshua, L OBP: 0.280, SLG: 0.298 (1, 8)										4 0 1 0 0 0 2												
Steve Yeager, R OBP: 0.387, SLG: 0.448 (1, 2)										4 0 1 0 0 1 1												
Bill Russell, R OBP: 0.327, SLG: 0.384 (1, 6)										3 1 0 0 1 0 1												
Geoff Zahn, L (1, 1)										3 0 0 0 0 2 1												
Manny Mota, R OBP: 0.409, SLG: 0.400 (8, PH)										1 0 0 0 0 0 1												
Mike Marshall, R (8, 1)										0 0 0 0 0 0 0												
Inning Stats	R: 1 E: 2 K: 1 S: 8	H: 1 LOB: 2 BB: 0 P: 8	R: 0 E: 0 K: 2 S: 7	H: 0 LOB: 0 BB: 0 P: 7	R: 0 E: 0 K: 0 S: 3	H: 0 LOB: 0 BB: 0 P: 3	R: 2 E: 0 K: 0 S: 5	H: 2 LOB: 0 BB: 0 P: 5	R: 0 E: 0 K: 0 S: 3	H: 0 LOB: 0 BB: 0 P: 3	R: 2 E: 0 K: 1 S: 7	H: 3 LOB: 0 BB: 0 P: 7	R: 2 E: 0 K: 2 S: 9	H: 2 LOB: 2 BB: 2 P: 17	R: 0 E: 0 K: 0 S: 4	H: 1 LOB: 1 BB: 0 P: 4	R: 0 E: 1 K: 0 S: 5	H: 1 LOB: 2 BB: 0 P: 5	1B: 7 2B: 1 3B: 0 HR: 2	SF: 0 SAC: 0 DP: 0 HBP: 0	WP: 1 PB: 0 SB: 0 CS: 1	PA: 41
PITCHER	IP WLS BF H R ER SO BB IBB HBP BLK WP HR S P ERA WHIP											IP WLS BF H R ER SO BB IBB HBP BLK WP HR S P ERA WHIP										
Ernie McAnally, R ERA: 3.81 (1, 1)	6.0 L 25 6 5 4 4 0 0 0 0 1 2 33 33 6.00 1.000																					
Terry Enyard, L ERA: 16.2 (7, 1)	0.2 5 1 2 2 1 2 0 0 0 0 0 5 13 27.00 4.500																					
Tom Walker, R ERA: 3.21 (7, 1)	1.1 6 2 0 0 1 0 0 0 0 0 0 8 8 0.00 1.500																					
Chuck Taylor, R ERA: 2.02 (9, 1)	1.0 5 1 0 0 0 0 0 0 0 0 0 5 5 0.00 1.000																					


Batter	1	2	3	4	5	6	7	8	9	AB R H RBI BB SO LOB	BOTTOM							
Ron Woods, R OBP: 0.276, SLG: 0.163 (1, 7)										3 0 1 0 1 0 0	Los Angeles Dodgers @ Montreal Expos Jarry Park, Montreal, QB Fri Jul 05 1974, 7:05 PM EDT Att: 23,167 - Unknown							
Tim Lincecum, R OBP: 0.282, SLG: 0.279 (1, 6)										4 0 0 0 0 1 2								
Willie Davis, L OBP: 0.340, SLG: 0.418 (1, 8)										4 0 2 0 0 0 0								
Bob Bailey, R OBP: 0.401, SLG: 0.438 (1, 5)										3 0 0 0 1 0 3								
Hal Breeden, R OBP: 0.308, SLG: 0.358 (1, 3)										4 0 0 0 0 1 3								
Ken Singleton, S OBP: 0.411, SLG: 0.400 (1, 9)										3 0 0 0 0 0 0								
Pepe Frias, R OBP: 0.235, SLG: 0.303 (1, 4)										3 0 1 0 0 0 0								
Bob Stinson, S OBP: 0.353, SLG: 0.310 (1, 2)										3 0 0 0 0 1 1								
Ernie McAnally, R OBP: 0.167, SLG: 0.143 (5, PH)										1 0 0 0 0 0 0								
Ron Hunt, R OBP: 0.344, SLG: 0.305 (7, 1)										1 0 0 0 0 0 0								
Terry Enyard, R (7, 1)										0 0 0 0 0 0 0								
Tom Walker, R (7, 1)										0 0 0 0 0 0 0								
Mike Jorgensen, L OBP: 0.407, SLG: 0.523 (8, PH)										1 0 0 0 0 0 1								
Chuck Taylor, R OBP: 0.533, SLG: 0.500 (9, 1)										0 0 0 0 0 0 0								
Inning Stats	R: 0 E: 0 K: 0 S: 3	H: 1 LOB: 1 BB: 1 P: 7	R: 0 E: 0 K: 1 S: 5	H: 0 LOB: 0 BB: 0 P: 5	R: 0 E: 0 K: 0 S: 3	H: 0 LOB: 1 BB: 1 P: 7	R: 0 E: 0 K: 0 S: 3	H: 0 LOB: 0 BB: 0 P: 3	R: 0 E: 0 K: 0 S: 3	H: 0 LOB: 0 BB: 0 P: 3	R: 0 E: 1 K: 1 S: 6	H: 1 LOB: 1 BB: 0 P: 6	R: 0 E: 0 K: 1 S: 7	H: 2 LOB: 2 BB: 0 P: 7	1B: 4 2B: 0 3B: 0 HR: 0	SF: 0 SAC: 0 DP: 0 HBP: 0	WP: 0 PB: 0 SB: 0 CS: 1	PA: 32
PITCHER	IP WLS BF H R ER SO BB IBB HBP BLK WP HR S P ERA WHIP											IP WLS BF H R ER SO BB IBB HBP BLK WP HR S P ERA WHIP						
Geoff Zahn, L ERA: 0.63 (1, 1)	7.0 W 23 1 0 0 1 2 0 0 0 0 0 0 23 31 0.00 0.429																	
Mike Marshall, R ERA: 2.14 (8, 1)	2.0 9 3 0 0 2 0 0 0 0 0 0 13 13 0.00 1.500																	


AB	39
R	7
H	10
RBI	7
BB	2
SO	6
LOB	19



AB	30
R	0
H	4
RBI	0
BB	2
SO	3
LOB	10



Batter	1	2	3	4	5	6	7	8	9	AB	R	H	RBI	BB	SO	LOB	TOP			
Davey Lopes, R OBP: 0.345, SLG: 0.289	0-0 3-1 S 6-3 1B		0-0 WP S 1B		4-0 BB			0-3 K		3	1	2	0	1	1	0	Los Angeles Dodgers @ Montreal Expos Jarry Park, Montreal, QB Sat Jul 06 1974, 7:05 PM EDT Att: 22,127 - Unknown AB 33 R 1 H 8 RBI 1 BB 3 SO 4 LOB 20 			
Bill Buckner, L OBP: 0.358, SLG: 0.413	0-0 3-1 1B		0-0 1-3 1B		0-0 P6			0-0 1B		4	0	1	0	0	0	4				
Jimmy Wynn, R OBP: 0.404, SLG: 0.563	0-0 6-3 3-H		0-0 L7			0-3 K		0-0 F3		4	0	0	1	0	1	2				
Steve Garvey, R OBP: 0.342, SLG: 0.497	0-0 5-3			0-0 3-1		0-0 6-3		0-0 P4		4	0	0	0	0	0	1				
Willie Crawford, L OBP: 0.382, SLG: 0.429		0-0 FC5-4 1B		0-0 G6-4-3 1B		0-3 K		0-0 6-3		4	0	2	0	0	1	0				
Ron Cey, R OBP: 0.364, SLG: 0.425		0-0 FC5-4 BB 1-2		0-0 G6-4-3 1-2				0-0 1B		4	0	2	0	0	0	2				
Joe Ferguson, R OBP: 0.398, SLG: 0.458		4-0 G1-6-3 BB 1-2			4-0 FC4-6 BB			0-0 F3		2	0	1	0	2	0	1				
Rick Auerbach, R OBP: 0.393, SLG: 0.392					0-0 FC4-6 WP 1-2		0-3 K		0-0 L9	2	0	0	0	0	0	3				
Von Joshua, L OBP: 0.275, SLG: 0.292										1	0	0	0	0	1	1				
Bill Russell, R OBP: 0.327, SLG: 0.384										0	0	0	0	0	0	0				
Manny Mota, R OBP: 0.400, SLG: 0.389										1	0	0	0	0	0	2				
Don Sutton, R OBP: 0.178, SLG: 0.200				0-0 6-3						2	0	0	0	0	0	1				
Ken McMullen, R OBP: 0.323, SLG: 0.500										1	0	0	0	0	0	1				
Charlie Hough, R OBP: 0.288, SLG: 0.374										0	0	0	0	0	0	0				
Tom Paciorek, R OBP: 0.288, SLG: 0.374										1	0	0	0	0	0	2				
Inning Stats	R: 1 E: 0 K: 0 S: 4	H: 1 LOB: 0 BB: 0 P: 4	R: 0 E: 0 K: 0 S: 3	H: 1 LOB: 1 BB: 1 P: 7	R: 0 E: 0 K: 0 S: 4	H: 1 LOB: 1 BB: 0 P: 4	R: 0 E: 0 K: 0 S: 3	H: 1 LOB: 0 BB: 0 P: 3	R: 0 E: 0 K: 2 S: 7	H: 0 LOB: 2 BB: 2 P: 11	R: 0 E: 0 K: 1 S: 6	H: 1 LOB: 1 BB: 0 P: 6	R: 0 E: 0 K: 1 S: 6	H: 1 LOB: 1 BB: 0 P: 6	R: 0 E: 0 K: 0 S: 5	H: 2 LOB: 2 BB: 0 P: 5	1B: 8 2B: 0 3B: 0 HR: 0	SF: 0 SAC: 0 DP: 2 HBP: 0	WP: 2 PB: 0 SB: 2 CS: 0	PA: 36
PITCHER	IP WLS BF H R ER SO BB IBB HBP BLK WP HR S P ERA WHIP	9.0 W 36 8 1 1 4 3 0 0 0 2 0 41 53 1.00 1.222																		

Batter	1	2	3	4	5	6	7	8	9	AB	R	H	RBI	BB	SO	LOB	BOTTOM			
Boots Day, L OBP: 0.269, SLG: 0.213	0-0 1-3 1B	0-0 P5		4-0 1-2 2-3 BB		0-0 F7		0-0 F7		4	0	0	0	1	0	1	Los Angeles Dodgers @ Montreal Expos Jarry Park, Montreal, QB Sat Jul 06 1974, 7:05 PM EDT Att: 22,127 - Unknown AB 31 R 6 H 8 RBI 5 BB 7 SO 3 LOB 15 			
Larry Lintz, S OBP: 0.352, SLG: 0.317	0-0 1-3 1B		0-0 5-3 1B	0-0 5-3 1B		0-0 4-3 1B		0-0 F7		5	0	0	0	0	0	3				
Willie Davis, L OBP: 0.341, SLG: 0.418	0-0 1B HR 1B		0-0 3-1 1B		0-3 K		0-0 2B PB 1B		0-0 F7		5	2	2	0	0	1				
Ken Singleton, S OBP: 0.415, SLG: 0.407	0-0 1-3 HR 1B		0-0 6-3 1B		4-0 BB		0-0 PB 1B 2B				3	2	2	0	1	0				
Bob Bailey, R OBP: 0.406, SLG: 0.450	0-0 1-H 3-H HR			4-0 1B SF9 BB	0-3 K		4-0 BB 1B BB				2	2	1	3	2	1				
Mike Jorgensen, L OBP: 0.441, SLG: 0.526	4-0 BB			0-0 BB BB 1B	0-0 3-4-3		0-0 BB BB		0-0 1-2 3-H 4-0 1B		3	0	2	1	1	0				
Bob Stinson, S OBP: 0.364, SLG: 0.295	0-0 P4			4-0 BB BB		0-0 F8		0-0 1-2 2-3 BB		2	0	0	0	2	0	1				
Pepe Frias, R OBP: 0.211, SLG: 0.278		0-0 5-3		0-0 SF9		0-0 L3		0-0 L5		3	0	0	1	0	0	3				
Mike Torrez, R OBP: 0.114, SLG: 0.088		0-3 K		0-0 P1		0-0 1B		0-0 5-3		4	0	1	0	0	1	5				
Inning Stats	R: 3 E: 0 K: 0 S: 6	H: 3 LOB: 1 BB: 1 P: 10	R: 0 E: 0 K: 1 S: 5	H: 0 LOB: 0 BB: 0 P: 5	R: 0 E: 0 K: 0 S: 3	H: 0 LOB: 0 BB: 0 P: 3	R: 1 E: 0 K: 0 S: 4	H: 1 LOB: 3 BB: 3 P: 16	R: 0 E: 0 K: 2 S: 7	H: 0 LOB: 1 BB: 1 P: 11	R: 0 E: 0 K: 0 S: 4	H: 1 LOB: 1 BB: 0 P: 4	R: 2 E: 0 K: 0 S: 6	H: 3 LOB: 3 BB: 2 P: 14	R: 0 E: 0 K: 0 S: 3	H: 0 LOB: 0 BB: 0 P: 3		1B: 6 2B: 1 3B: 0 HR: 1	SF: 1 SAC: 0 DP: 0 HBP: 0	WP: 0 PB: 1 SB: 0 CS: 0
PITCHER	IP WLS BF H R ER SO BB IBB HBP BLK WP HR S P ERA WHIP	6.0 L 28 5 4 4 3 5 0 0 0 0 1 29 49 6.00 1.667																		

Batter	1	2	3	4	5	6	7	8	9	AB	R	H	RBI	BB	SO	LOB	TOP																					
Davey Lopes, R OBP: 0.344, SLG: 0.285 (1, 4)										3	1	1	1	1	0	1																						
Bill Buckner, L OBP: 0.337, SLG: 0.414 (1, 7)										5	1	1	1	1	0	4																						
Jimmy Wynn, R OBP: 0.405, SLG: 0.559 Tom Paciorek, R OBP: 0.288, SLG: 0.374 (9, PR) (9, 8)										5	1	2	0	0	0	2																						
Willie Crawford, L OBP: 0.388, SLG: 0.439 (1, 9)										5	0	2	0	0	1	2																						
Ron Cey, R OBP: 0.361, SLG: 0.421 (1, 5)										5	0	2	2	0	0	3																						
Steve Garvey, R OBP: 0.337, SLG: 0.488 (1, 3)										4	0	0	0	0	2	3																						
Steve Yeager, R OBP: 0.396, SLG: 0.457 (1, 2)										4	2	3	0	0	1	0																						
Rick Auerbach, R OBP: 0.403, SLG: 0.393 Bill Russell, R OBP: 0.326, SLG: 0.383 (1, 6) (6, 6)										3	0	2	0	0	0	2																						
Doug Rau, L OBP: 0.244, SLG: 0.184 Mike Marshall, R OBP: 0.053, SLG: 0.053 (1, 1) (7, 1)										1	0	0	0	1	0	2																						
Inning Stats	R: 2 E: 1 K: 2 S: 10	H: 3 LOB: 1 BB: 0 P: 10	R: 0 E: 0 K: 1 S: 6	H: 1 LOB: 2 BB: 1 P: 10	R: 1 E: 1 K: 0 S: 6	H: 3 LOB: 2 BB: 0 P: 6	R: 0 E: 0 K: 0 S: 3	H: 0 LOB: 1 BB: 1 P: 7	R: 0 E: 0 K: 0 S: 3	H: 0 LOB: 0 BB: 0 P: 3	R: 1 E: 1 K: 0 S: 5	H: 2 LOB: 1 BB: 0 P: 5	R: 0 E: 0 K: 1 S: 6	H: 1 LOB: 1 BB: 0 P: 6	R: 1 E: 1 K: 0 S: 4	H: 1 LOB: 0 BB: 0 P: 4	R: 0 E: 0 K: 0 S: 4	H: 2 LOB: 2 BB: 0 P: 4	1B: 13 2B: 0 3B: 0 HR: 0	SF: 0 SAC: 2 DP: 1 HBP: 0	WP: 2 PB: 1 CS: 0	PA: 41																
PITCHER	IP	WLS	BF	H	R	ER	SO	BB	IBB	HBP	BLK	WP	HR	S	P	ERA	WHIP	PITCHER				IP	WLS	BF	H	R	ER	SO	BB	IBB	HBP	BLK	WP	HR	S	P	ERA	WHIP
Don Carrithers, R ERA: 5.4 (1, 1)	5.0	L	24	7	3	3	3	2	0	0	0	1	0	28	36	5.40	1.800																					
Steve Renko, R ERA: 4.25 (6, 1)	2.0		9	3	1	1	1	0	0	0	0	1	0	11	11	4.50	1.500																					
Ernie McAnally, R ERA: 3.74 (8, 1)	2.0		8	3	1	0	0	0	0	0	0	0	0	8	8	0.00	1.500																					

Los Angeles Dodgers @ Montreal Expos
 Jarry Park, Montreal, QB
 Sun Jul 07 1974, 7:05 PM EDT
 Att: 30,416 - Unknown

AB	37
R	5
H	13
RBI	4
BB	2
SO	4
LOB	20





Batter	1	2	3	4	5	6	7	8	9	AB	R	H	RBI	BB	SO	LOB	BOTTOM																					
Ron Hunt, R OBP: 0.391, SLG: 0.317 (1, 5)										4	0	2	1	1	0	1																						
Tim Lincecum, R OBP: 0.285, SLG: 0.282 Mike Jorgensen, L OBP: 0.432, SLG: 0.513 Ernie McAnally, R OBP: 0.367, SLG: 0.143 Ron Fairly, L OBP: 0.391, SLG: 0.475 (1, 6) (7, PH) (8, 1) (9, PH)										3	0	1	0	0	1	1																						
Bob Bailey, R OBP: 0.405, SLG: 0.444 Larry Lintz, S OBP: 0.352, SLG: 0.317 (1, 7) (8, 4)										3	0	0	0	1	0	5																						
Hal Breeden, R OBP: 0.305, SLG: 0.345 (1, 3)										4	0	0	0	0	0	1																						
Ken Singleton, S OBP: 0.411, SLG: 0.400 (1, 9)										4	0	1	0	0	3	0																						
Jose Morales, R OBP: 0.400, SLG: 0.800 (1, 2)										4	1	2	0	0	0	1																						
Ron Woods, R OBP: 0.290, SLG: 0.189 (1, 8) (8, 7)										4	0	2	0	0	0	1																						
Pepe Frias, R OBP: 0.250, SLG: 0.341 (1, 4) (8, 6)										3	1	2	0	1	1	1																						
Don Carrithers, R (1, 1)										1	0	0	0	0	1	0																						
Barry Foote, R OBP: 0.306, SLG: 0.385 Steve Renko, R OBP: 0.250, SLG: 0.262 Willie Davis, L OBP: 0.336, SLG: 0.421 (5, PH) (6, 1) (7, PH) (8, 8)										1	0	0	0	0	1	0																						
Inning Stats	R: 0 E: 0 K: 0 S: 3	H: 0 LOB: 1 BB: 1 P: 7	R: 0 E: 0 K: 2 S: 8	H: 1 LOB: 1 BB: 0 P: 8	R: 0 E: 0 K: 1 S: 5	H: 1 LOB: 1 BB: 1 P: 9	R: 0 E: 0 K: 1 S: 6	H: 1 LOB: 1 BB: 0 P: 6	R: 0 E: 0 K: 1 S: 5	H: 0 LOB: 0 BB: 0 P: 5	R: 1 E: 0 K: 1 S: 8	H: 3 LOB: 3 BB: 1 P: 12	R: 0 E: 0 K: 0 S: 3	H: 1 LOB: 0 BB: 0 P: 3	R: 2 E: 1 K: 1 S: 8	H: 3 LOB: 3 BB: 0 P: 8	1B: 7 2B: 2 3B: 1 HR: 1	SF: 0 SAC: 0 DP: 2 HBP: 0	WP: 0 PB: 0 SB: 0 CS: 0	PA: 39																		
PITCHER	IP	WLS	BF	H	R	ER	SO	BB	IBB	HBP	BLK	WP	HR	S	P	ERA	WHIP	PITCHER				IP	WLS	BF	H	R	ER	SO	BB	IBB	HBP	BLK	WP	HR	S	P	ERA	WHIP
Doug Rau, L ERA: 3.08 (1, 1)	6.0	W	26	6	1	1	6	3	0	0	0	0	0	35	47	1.50	1.500																					
Mike Marshall, R ERA: 2.21 (7, 1)	3.0	S	13	5	2	2	2	0	0	0	0	0	1	17	17	6.00	1.667																					

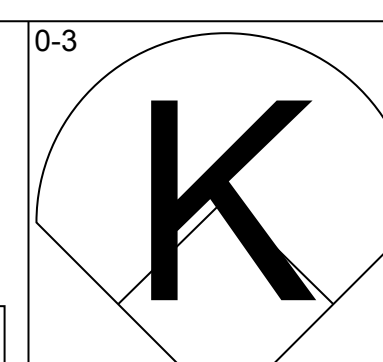
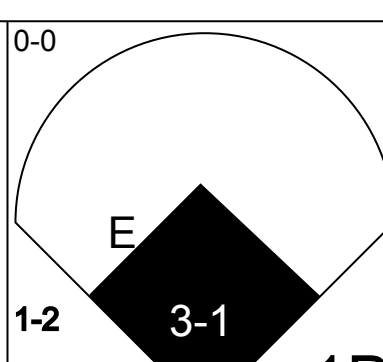
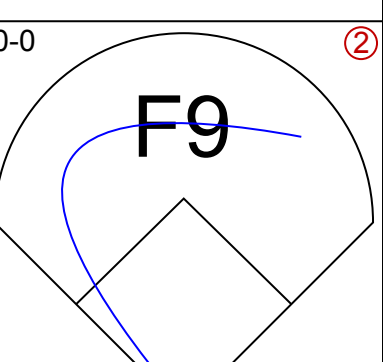
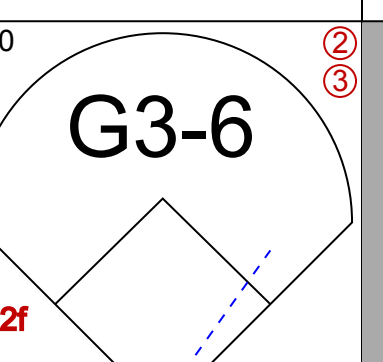
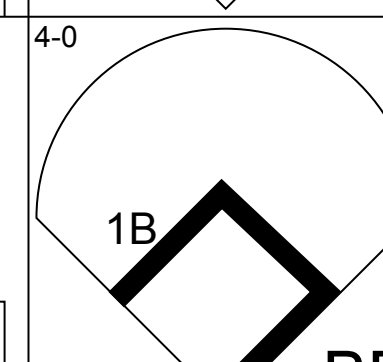
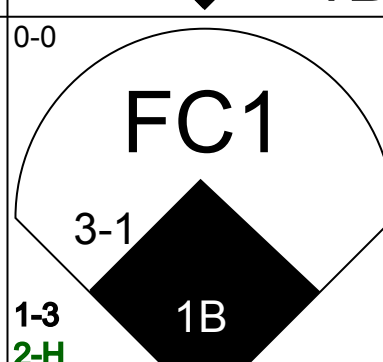
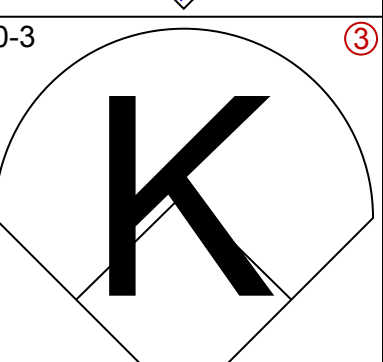
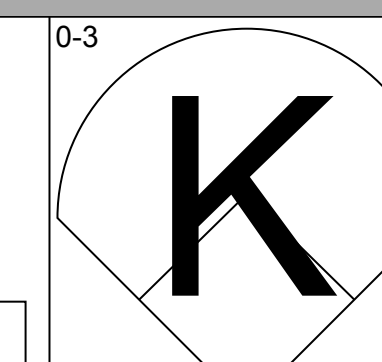
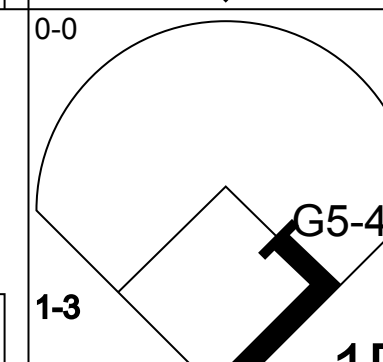
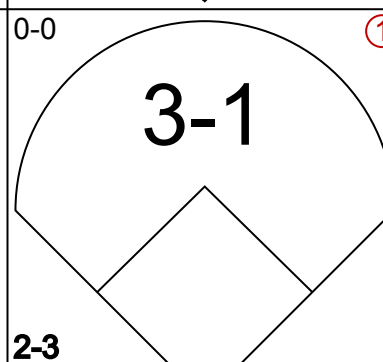
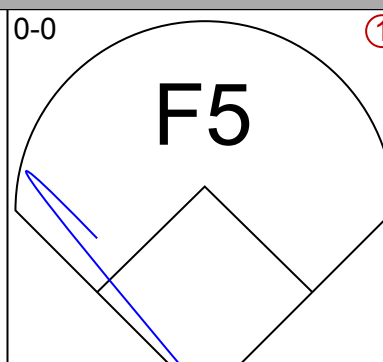
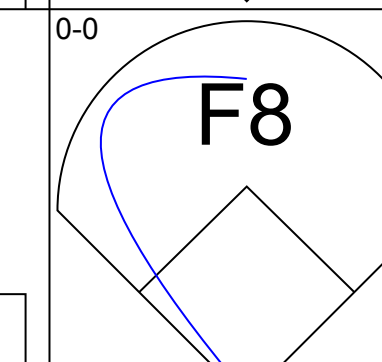
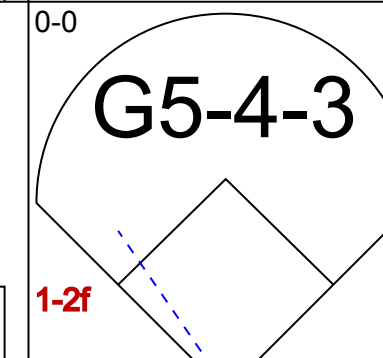
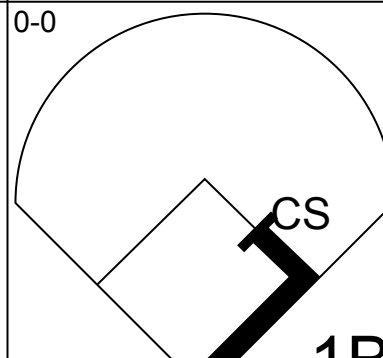
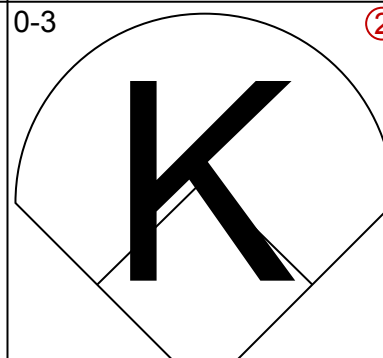
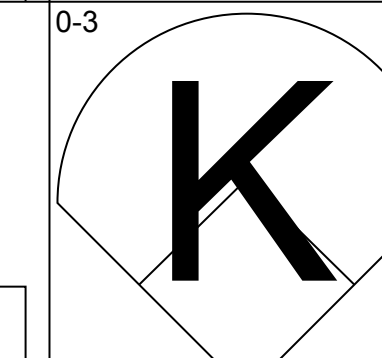
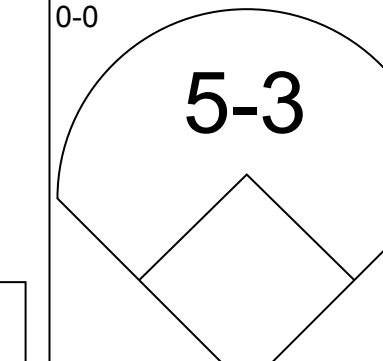
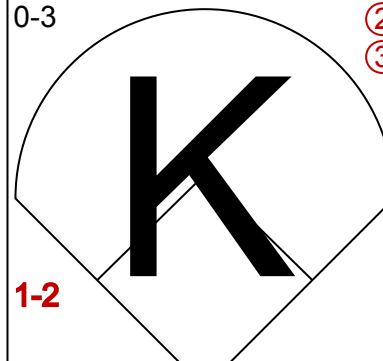
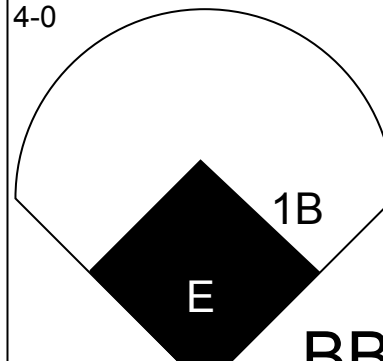
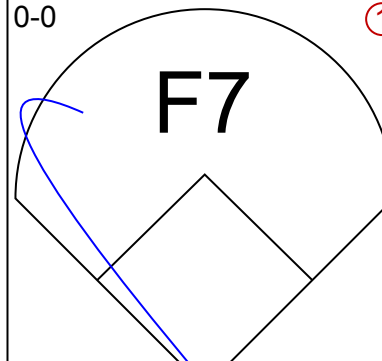
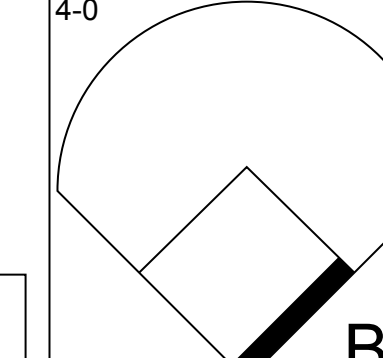
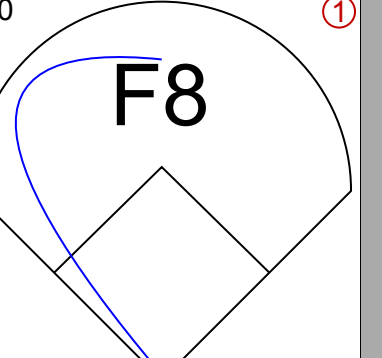
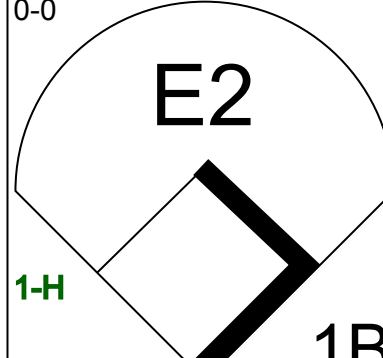
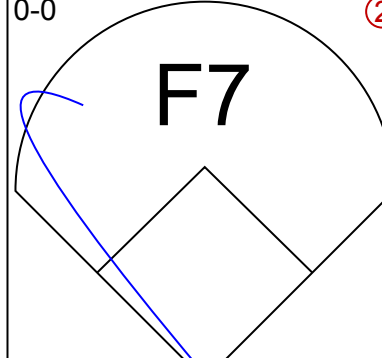
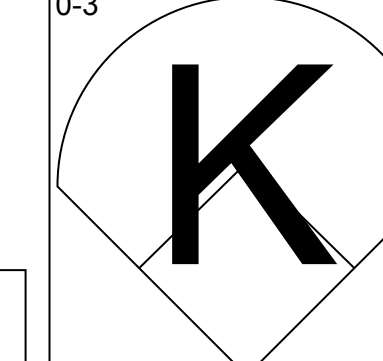
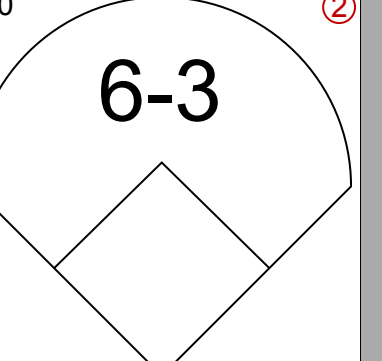
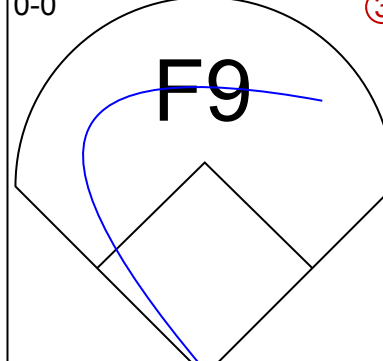
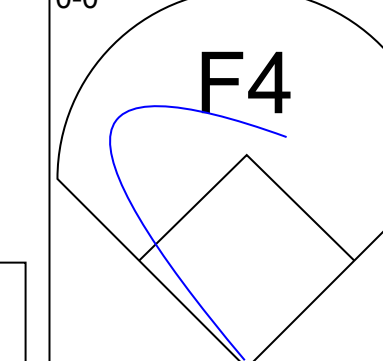
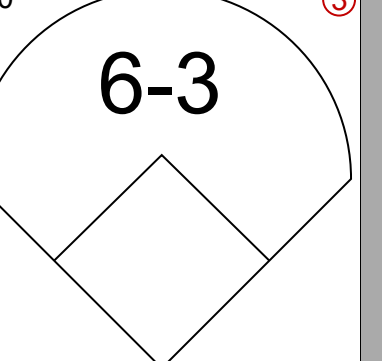
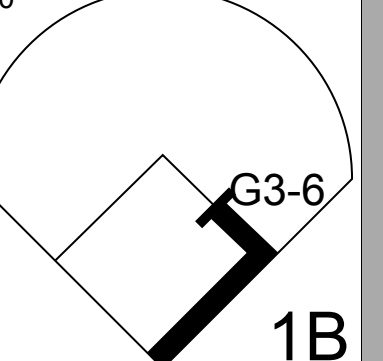
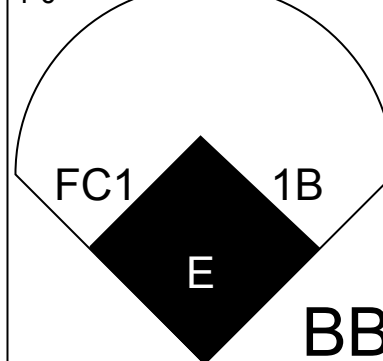
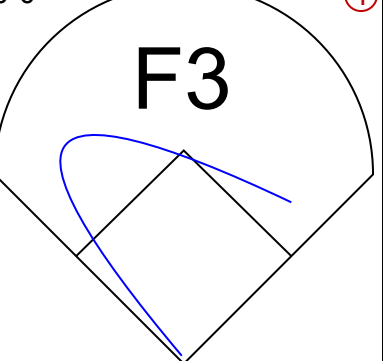

Los Angeles Dodgers @ Montreal Expos
 Jarry Park, Montreal, QB
 Sun Jul 07 1974, 7:05 PM EDT
 Att: 30,416 - Unknown

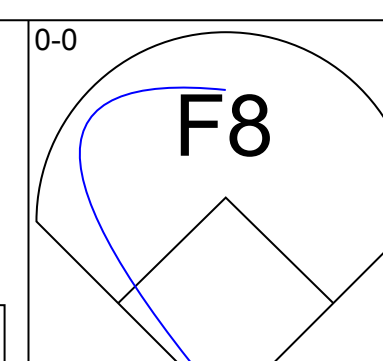
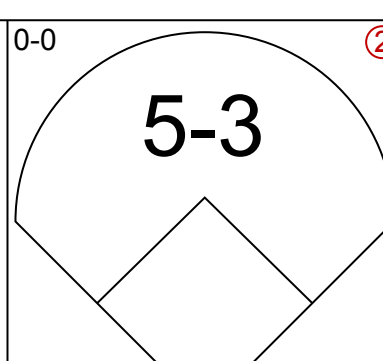
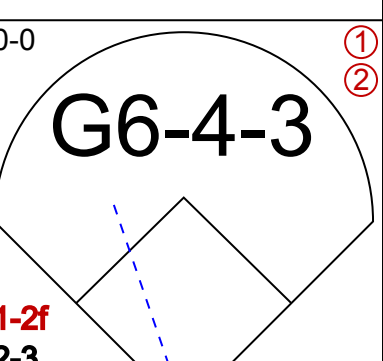
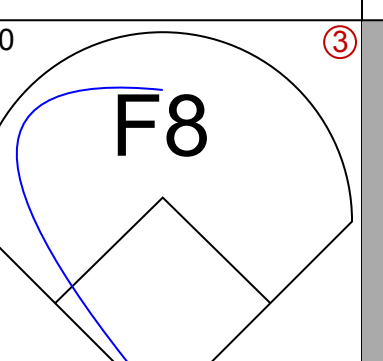
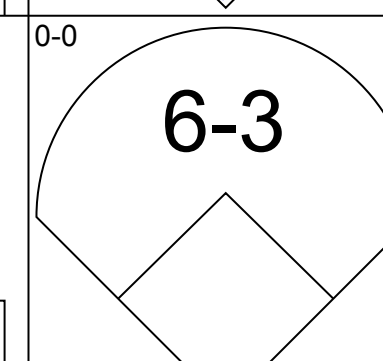
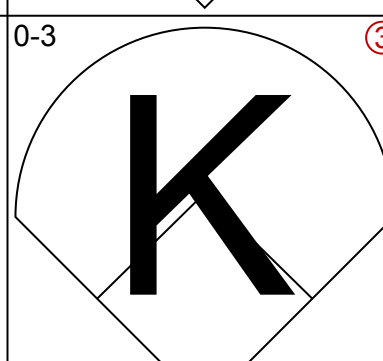
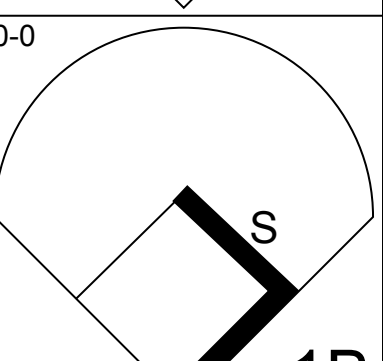
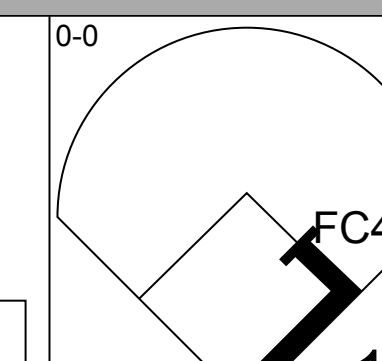
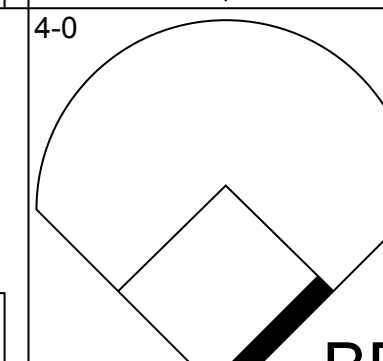
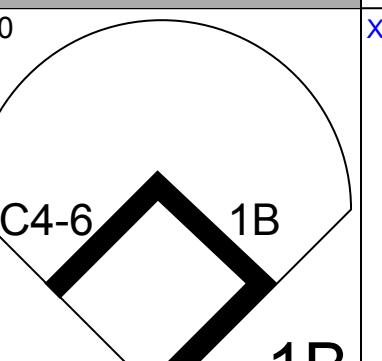
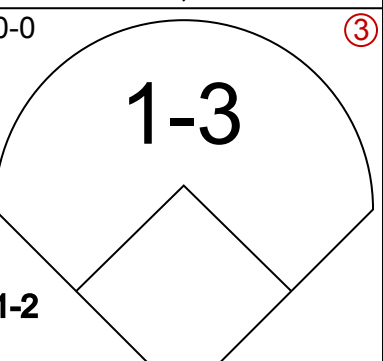
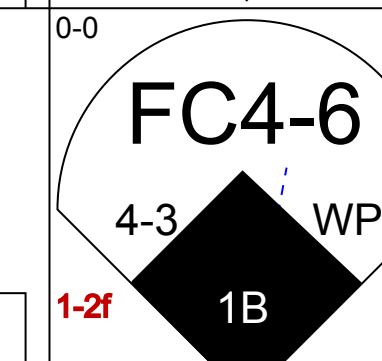
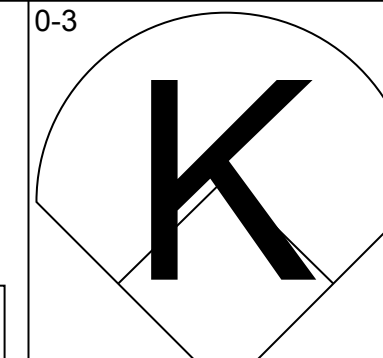
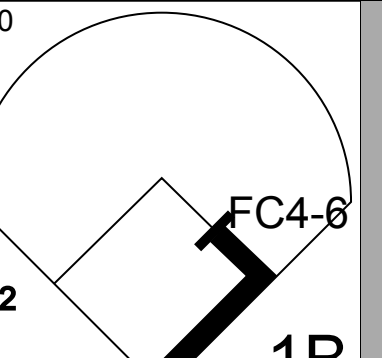
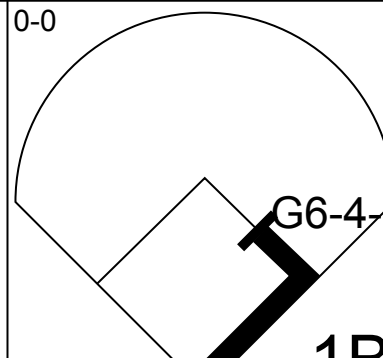
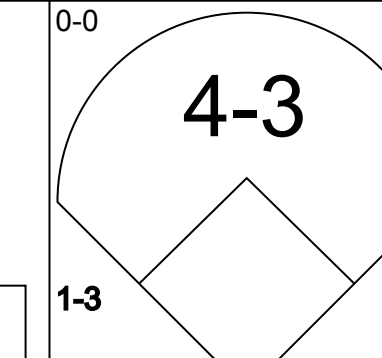
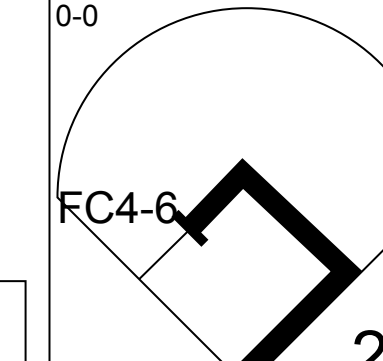
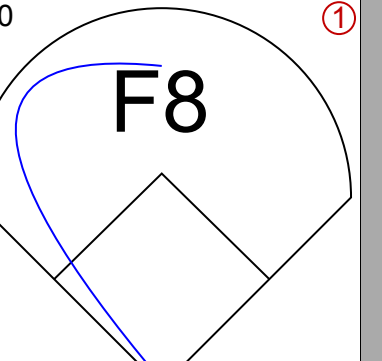
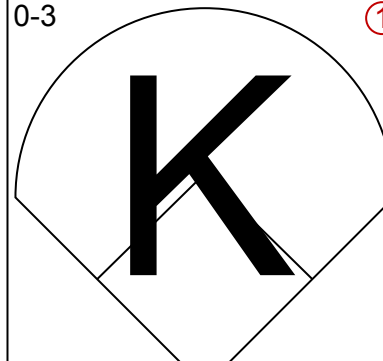
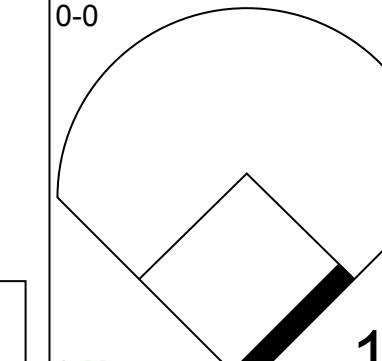
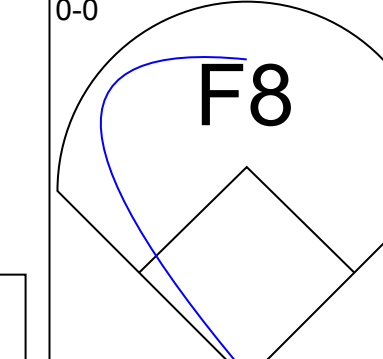
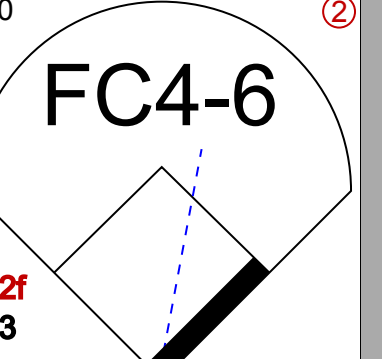
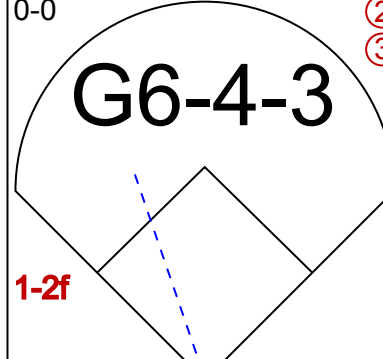
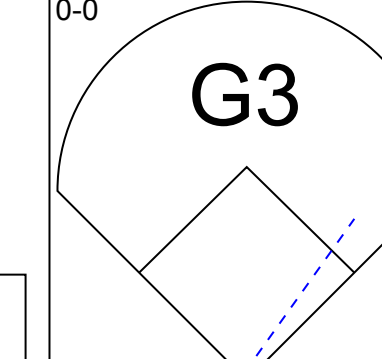
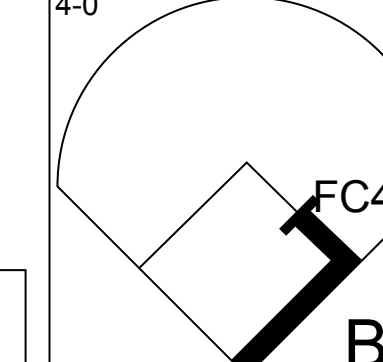
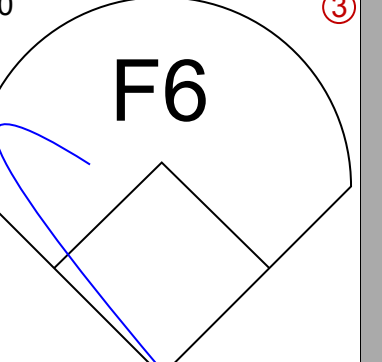
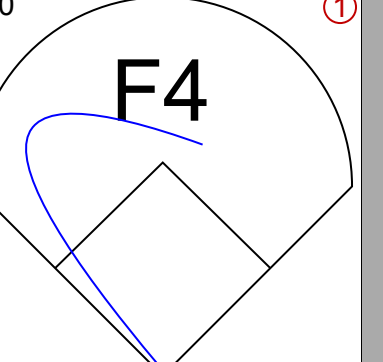
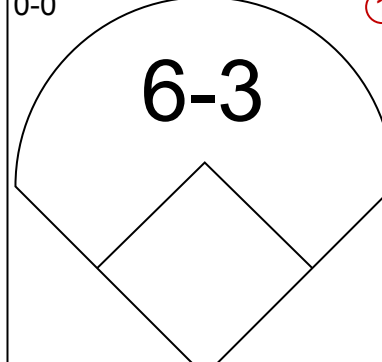
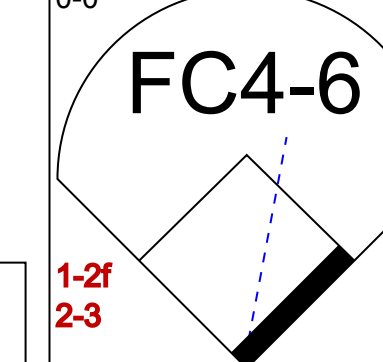
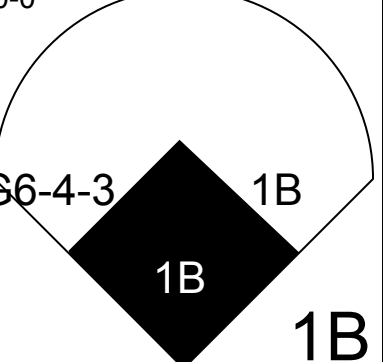
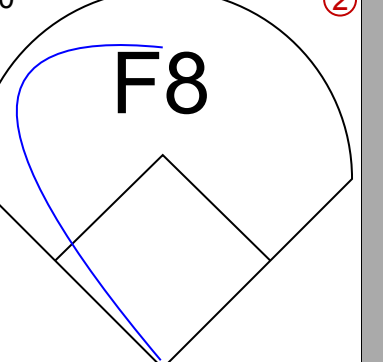
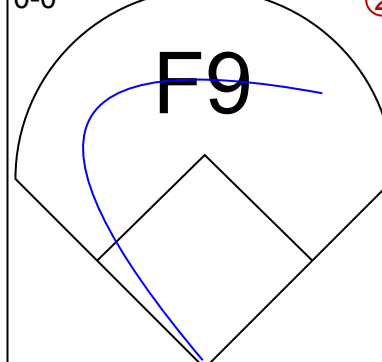
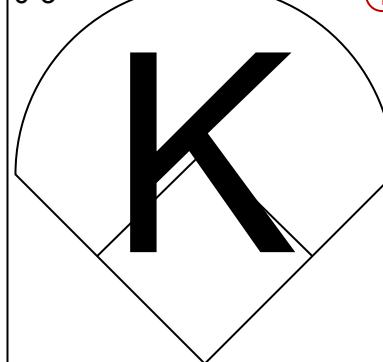
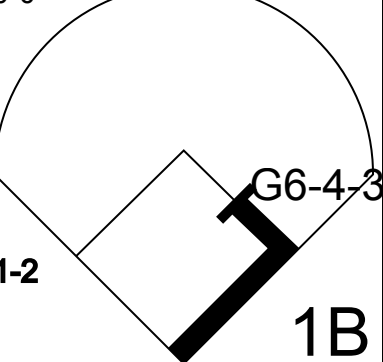
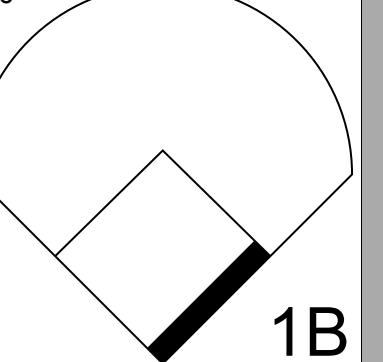
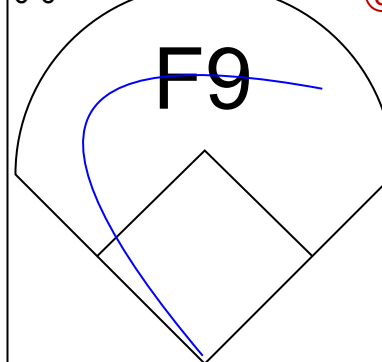
AB	36
R	3
H	11
RBI	3
BB	3
SO	8
LOB	20



Batter	1	2	3	4	5	6	7	8	9	10	AB	R	H	RBI	BB	SO	LOB	TOP	
Tito Fuentes, S OBP: 0.241, SLG: 0.240 (1,4)	1-3		HBP 1B		F8			E4 CS		G3	5	1	1	0	0	0	1	San Francisco Giants @ Montreal Expos Jarry Park, Montreal, QB Mon Jul 08 1974, 7:05 PM EDT Att: 13,523 - Unknown AB 34 R 5 H 5 RBI 5 BB 3 SO 5 LOB 12 	
Chris Speier, R OBP: 0.332, SLG: 0.355 (1,6)			F7 2B		K			6-3		6-3	1	1	1	0	0	0	0		
Bruce Miller, R OBP: 0.355, SLG: 0.339 (4,5)	G4-6-3 1B		HBP 2B								3	0	0	0	0	1	2		
Gary Thomasson, L OBP: 0.337, SLG: 0.327 (1,9)	G4-6-3		2B								4	1	1	2	0	2	1		
Ed Goodson, L OBP: 0.356, SLG: 0.441 (1,3)		4-3	F7		4-3					4-3 BB	3	0	0	0	1	0	2		
Gary Matthews, R OBP: 0.241, SLG: 0.397 (1,7)					6-3					4-3	3	0	1	2	1	0	1		
Garry Maddox, R OBP: 0.335, SLG: 0.428 (1,8)					G3			F7		F8	4	0	0	0	0	1	2		
Mike Phillips, L OBP: 0.280, SLG: 0.278 (1,5)	4-3				F9			F8			4	1	0	0	0	0	1		
John Boccabella, R OBP: 0.196, SLG: 0.204 (1,2)			HBP 1B		F8			5-3			2	1	0	0	1	0	0		
Randy Moffitt, R OBP: 0.333, SLG: 0.500 (7,1)			BB								1	0	1	1	0	0	0		
Ed Halicki, R (1,1)											1	0	0	0	0	1	1		
Ron Bryant, S OBP: 0.050, SLG: 0.050 (4,1)					6-3						1	0	0	0	0	0	0		
Elias Sosa, R OBP: 0.111, SLG: 0.111 (6,1)								F5			0	0	0	0	0	0	0		
Dave Rader, L OBP: 0.375, SLG: 0.367 (7,2)										G3	2	0	0	0	0	0	1		
Inning Stats	R: 0 E: 0 K: 0 S: 3	H: 1 LOB: 0 BB: 0 P: 7	R: 0 E: 0 K: 1 S: 5	H: 0 LOB: 1 BB: 1 P: 9	R: 4 E: 0 K: 1 S: 7	H: 3 LOB: 1 BB: 1 P: 12	R: 0 E: 0 K: 0 S: 3	H: 0 LOB: 0 BB: 0 P: 3	R: 0 E: 0 K: 1 S: 5	H: 0 LOB: 0 BB: 0 P: 5	R: 0 E: 0 K: 0 S: 3	H: 0 LOB: 0 BB: 0 P: 3	R: 0 E: 0 K: 0 S: 5	H: 0 LOB: 1 BB: 1 P: 9	R: 1 E: 1 K: 0 S: 5	H: 1 LOB: 1 BB: 0 P: 5	1B: 3 2B: 1 3B: 1 HR: 0	SF: 0 SAC: 0 DP: 1 HBP: 1	WP: 0 PA: 38 PB: 0 SB: 0 CS: 1
PITCHER Steve Rogers, R ERA: 4.27 (1,1)	IP 10.0	WLS L	BF 38	H 5	R 5	ER 4	SO 5	BB 3	IBB 0	HBP 1	BLK 0	WP 0	HR 0	S 44	P 57	ERA 3.60	WHIP 0.800		
PITCHER	IP	WLS	BF	H	R	ER	SO	BB	IBB	HBP	BLK	WP	HR	S	P	ERA	WHIP		

Batter	1	2	3	4	5	6	7	8	9	10	AB	R	H	RBI	BB	SO	LOB	BOTTOM					
Ron Hunt, R OBP: 0.388, SLG: 0.313 (1,5)	FC1-6 BB			G6-4-3		6-3		F9			4	0	0	0	1	0	5	San Francisco Giants @ Montreal Expos Jarry Park, Montreal, QB Mon Jul 08 1974, 7:05 PM EDT Att: 13,523 - Unknown AB 40 R 4 H 13 RBI 4 BB 3 SO 6 LOB 23 					
Larry Lintz, S OBP: 0.347, SLG: 0.313 (1,4)	FC1-6 1B		G3 BLK 1B		F8	F9		1-3			5	2	1	0	0	0	3						
Willie Davis, L OBP: 0.340, SLG: 0.424 (1,8)	4-3 1B		G3		S 1B			G3 SH1-3 1B		G3	5	0	3	1	0	0	1						
Ken Singleton, S OBP: 0.409, SLG: 0.398 (1,9)	4-3		1B		K			SH1-3		1-3	4	0	1	1	0	1	2						
Mike Jorgensen, L OBP: 0.430, SLG: 0.506 (1,3)	F4		1B		6-3			G3			5	0	2	0	0	0	3						
Bob Bailey, R OBP: 0.405, SLG: 0.452 (1,7)		K	K							F8	4	1	1	1	1	2	3						
Tim Foli, R OBP: 0.285, SLG: 0.286 (1,6)											4	1	1	0	0	1	4						
Boots Day, L OBP: 0.283, SLG: 0.229 (10,PH)	6-3		F5								1	0	1	0	0	0	0						
Barry Foote, R OBP: 0.308, SLG: 0.391 (1,2)		E6 1B			F7					B1-6-4 1B	5	0	2	1	0	0	1						
Steve Rogers, R OBP: 0.259, SLG: 0.200 (1,1)											2	0	1	0	1	1	1						
Ron Fairly, L OBP: 0.389, SLG: 0.472 (10,PH)											1	0	0	0	0	1	0						
Inning Stats	R: 1 E: 0 K: 0 S: 4	H: 1 LOB: 1 BB: 1 P: 8	R: 0 E: 1 K: 1 S: 7	H: 1 LOB: 2 BB: 0 P: 7	R: 1 E: 0 K: 1 S: 8	H: 3 LOB: 2 BB: 0 P: 8	R: 0 E: 0 K: 0 S: 2	H: 0 LOB: 0 BB: 1 P: 6	R: 0 E: 0 K: 1 S: 6	H: 1 LOB: 1 BB: 0 P: 6	R: 2 E: 0 K: 0 S: 6	H: 3 LOB: 1 BB: 0 P: 6	R: 0 E: 0 K: 1 S: 6	H: 1 LOB: 1 BB: 1 P: 10	R: 0 E: 0 K: 1 S: 6	H: 1 LOB: 1 BB: 0 P: 6	R: 0 E: 0 K: 0 S: 4	H: 1 LOB: 1 BB: 0 P: 4	R: 0 E: 0 K: 1 S: 5	H: 1 LOB: 0 BB: 0 P: 5	1B: 10 2B: 2 3B: 0 HR: 1	SF: 0 SAC: 2 DP: 2 HBP: 0	WP: 0 PA: 45 PB: 0 SB: 3 CS: 0
PITCHER Ed Halicki, R ERA: 5.4 (1,1)	IP 3.1	WLS L	BF 18	H 5	R 2	ER 2	SO 2	BB 2	IBB 0	HBP 0	BLK 1	WP 0	HR 0	S 20	P 28	ERA 5.40	WHIP 2.100						
Ron Bryant, L ERA: 7.2 (4,1)	IP 1.2	WLS L	BF 6	H 2	R 1	ER 1	SO 1	BB 0	IBB 0	HBP 0	BLK 0	WP 0	HR 0	S 8	P 8	ERA 5.40	WHIP 1.200						
Elias Sosa, R ERA: 2.43 (6,1)	IP 1.2	WLS L	BF 9	H 3	R 1	ER 1	SO 0	BB 1	IBB 0	HBP 0	BLK 0	WP 0	HR 0	S 8	P 12	ERA 5.40	WHIP 2.400						
Randy Moffitt, R ERA: 2.52 (7,1)	IP 3.1	WLS W	BF 12	H 3	R 0	ER 0	SO 3	BB 0	IBB 0	HBP 0	BLK 0	WP 0	HR 0	S 18	P 18	ERA 0.00	WHIP 0.900						


Batter	1	2	3	4	5	6	7	8	9	AB	R	H	RBI	BB	SO	LOB	TOP			
Mike Phillips, L (1.5) OBP: 0.282, SLG: 0.277										4	1	1	0	0	1	1	San Francisco Giants @ Montreal Expos Jarry Park, Montreal, QB Wed Jul 10 1974, 7:05 PM EDT Att: 15,112 - Unknown			
Chris Speier, R (1.6) OBP: 0.331, SLG: 0.352										3	1	0	0	1	2	1				
Gary Thomasson, L (1.9) OBP: 0.337, SLG: 0.329										4	0	1	1	0	0	1				
Dave Kingman, R (1.3) OBP: 0.289, SLG: 0.387										4	0	1	1	0	2	2				
Gary Matthews, R (1.7) OBP: 0.340, SLG: 0.394										3	1	0	0	1	1	1				
Gary Maddox, R (1.8) OBP: 0.336, SLG: 0.425										3	0	1	0	1	0	0				
Chris Arnold, R (1.4) OBP: 0.264, SLG: 0.321										4	0	1	0	0	1	2				
Dave Rader, L (1.2) OBP: 0.366, SLG: 0.359										4	0	1	0	0	0	2				
Jim Barr, R (1.1) OBP: 0.290, SLG: 0.321										2	1	0	0	1	1	1				
Inning Stats	R: 0 E: 0 K: 1 S: 5	H: 1 LOB: 1 BB: 1 P: 9	R: 0 E: 0 K: 1 S: 5	H: 0 LOB: 1 BB: 1 P: 9	R: 3 E: 1 K: 1 S: 7	H: 2 LOB: 1 BB: 1 P: 11	R: 0 E: 0 K: 0 S: 3	H: 0 LOB: 0 BB: 0 P: 3	R: 0 E: 0 K: 1 S: 5	H: 1 LOB: 0 BB: 1 P: 10	R: 0 E: 0 K: 1 S: 5	H: 1 LOB: 0 BB: 0 P: 5	R: 0 E: 0 K: 2 S: 7	H: 0 LOB: 0 BB: 0 P: 7	R: 0 E: 0 K: 0 S: 4	H: 1 LOB: 1 BB: 0 P: 4		1B: 6 2B: 1 3B: 0 HR: 0	SF: 0 SAC: 0 DP: 3 HBP: 0	WP: 0 PB: 0 SB: 0 CS: 1
PITCHER Steve Renko, R (1.1) ERA: 4.08	IP: 9.0 WLS: L BF: 35 H: 6 R: 4 ER: 2 SO: 8 BB: 4 IBB: 0 HBP: 0 BLK: 0 WP: 0 HR: 0 S: 47 P: 63 ERA: 2.00 WHIP: 1.111															PITCHER				

Batter	1	2	3	4	5	6	7	8	9	AB	R	H	RBI	BB	SO	LOB	BOTTOM					
Ron Hunt, R (1.5) OBP: 0.383, SLG: 0.308										4	0	0	0	0	0	3	San Francisco Giants @ Montreal Expos Jarry Park, Montreal, QB Wed Jul 10 1974, 7:05 PM EDT Att: 15,112 - Unknown					
Larry Lintz, S (1.4) OBP: 0.348, SLG: 0.312										4	0	2	1	0	1	0						
Willie Davis, L (1.8) OBP: 0.338, SLG: 0.418										3	1	1	0	1	0	2						
Ken Singleton, S (1.9) OBP: 0.411, SLG: 0.399										4	0	2	0	0	1	2						
Mike Jorgensen, L (1.3) OBP: 0.435, SLG: 0.544										4	0	2	1	0	1	3						
Boots Day, L (1.7) OBP: 0.267, SLG: 0.218										4	0	0	0	0	0	5						
Barry Foote, R (1.2) OBP: 0.306, SLG: 0.379										3	0	0	0	1	0	2						
Pepe Frias, R (1.6) OBP: 0.250, SLG: 0.333										4	1	1	0	0	0	2						
Steve Renko, R (1.1) OBP: 0.271, SLG: 0.283										4	0	2	0	0	1	0						
Inning Stats	R: 0 E: 0 K: 1 S: 5	H: 0 LOB: 1 BB: 1 P: 9	R: 0 E: 0 K: 0 S: 3	H: 1 LOB: 1 BB: 1 P: 7	R: 0 E: 0 K: 2 S: 7	H: 0 LOB: 0 BB: 0 P: 7	R: 0 E: 0 K: 0 S: 5	H: 2 LOB: 2 BB: 0 P: 5	R: 1 E: 0 K: 0 S: 5	H: 3 LOB: 1 BB: 0 P: 5	R: 0 E: 0 K: 1 S: 5	H: 1 LOB: 0 BB: 0 P: 5	R: 0 E: 0 K: 0 S: 4	H: 1 LOB: 1 BB: 0 P: 4	R: 0 E: 0 K: 0 S: 5	H: 2 LOB: 0 BB: 0 P: 5		R: 0 E: 0 K: 0 S: 3	H: 0 LOB: 0 BB: 0 P: 3	1B: 9 2B: 1 3B: 0 HR: 0	SF: 0 SAC: 0 DP: 2 HBP: 0	WP: 1 PB: 0 SB: 1 CS: 0
PITCHER Jim Barr, R (1.1) ERA: 2.54	IP: 9.0 WLS: W BF: 36 H: 10 R: 2 ER: 2 SO: 4 BB: 2 IBB: 0 HBP: 0 BLK: 0 WP: 1 HR: 0 S: 42 P: 50 ERA: 2.00 WHIP: 1.333															PITCHER						

Batter	1	2	3	4	5	6	7	8	9	AB	R	H	RBI	BB	SO	LOB	TOP					
Ron Hunt, R OBP: 0.378, SLG: 0.303 (1,5)										4	0	0	0	0	1	0						
Tim Foli, R OBP: 0.287, SLG: 0.289 (1,6)										4	0	1	0	0	0	0						
Willie Davis, L OBP: 0.334, SLG: 0.413 (1,8)										4	0	0	0	0	1	1						
Bob Bailey, R OBP: 0.410, SLG: 0.449 (1,7)										2	0	1	0	2	0	0						
Hal Breeden, R OBP: 0.311, SLG: 0.350 (1,3)										4	0	2	0	0	1	1						
Mike Jorgensen, L OBP: 0.435, SLG: 0.544 (9, PR)										0	0	0	0	0	0	0						
Ken Singleton, S OBP: 0.412, SLG: 0.398 (1,9)										3	0	1	0	1	0	2						
Barry Foote, R OBP: 0.300, SLG: 0.371 (1,2)										4	0	0	0	0	0	7						
Pepe Frias, R OBP: 0.240, SLG: 0.319 (1,4)										2	0	0	0	0	0	2						
Jose Morales, R OBP: 0.429, SLG: 0.714 (8, PH)										1	0	0	0	0	0	0						
John Montague, R OBP: 0.273, SLG: 0.111 (8,1)										0	0	0	0	0	0	0						
Ernie McAnally, R OBP: 0.158, SLG: 0.135 (1,1)										2	0	0	0	0	1	0						
Ron Woods, R OBP: 0.286, SLG: 0.185 (8, PH)										1	0	0	0	0	0	0						
Larry Lintz, S OBP: 0.348, SLG: 0.312 (8,4)										0	0	0	0	0	0	0						
Inning Stats	R: 0 E: 0 K: 2 S: 7	H: 0 LOB: 0 BB: 0 P: 7	R: 0 E: 0 K: 0 S: 4	H: 1 LOB: 2 BB: 1 P: 8	R: 0 E: 0 K: 0 S: 3	H: 0 LOB: 0 BB: 0 P: 3	R: 0 E: 0 K: 1 S: 5	H: 0 LOB: 0 BB: 0 P: 5	R: 0 E: 0 K: 0 S: 3	H: 0 LOB: 0 BB: 0 P: 3	R: 0 E: 0 K: 1 S: 6	H: 1 LOB: 1 BB: 0 P: 6	R: 0 E: 0 K: 0 S: 3	H: 1 LOB: 1 BB: 1 P: 7	R: 0 E: 0 K: 0 S: 3	H: 0 LOB: 0 BB: 0 P: 3	R: 0 E: 0 K: 0 S: 5	H: 2 LOB: 3 BB: 1 P: 9	1B: 5 2B: 0 3B: 0 HR: 0	SF: 0 SAC: 0 DP: 1 HBP: 0	WP: 0 PB: 0 SB: 0 CS: 0	PA: 34
PITCHER Randy Jones, L ERA: 4.34 (1,1)	IP: 9.0 WLS: W BF: 34 H: 5 R: 0 ER: 0 SO: 4 BB: 3 IBB: 0 HBP: 0 BLK: 0 WP: 0 HR: 0 S: 39 P: 51 ERA: 0.00 WHIP: 0.889															PITCHER	IP: 9.0 WLS: W BF: 34 H: 5 R: 0 ER: 0 SO: 4 BB: 3 IBB: 0 HBP: 0 BLK: 0 WP: 0 HR: 0 S: 39 P: 51 ERA: 0.00 WHIP: 0.889					

Montreal Expos @ San Diego Padres
San Diego Stadium, San Diego, CA
Fri Jul 12 1974, 10:05 PM EDT
Att: 24,511 - Unknown


AB	31
R	0
H	5
RBI	0
BB	3
SO	4
LOB	13





Batter	1	2	3	4	5	6	7	8	9	AB	R	H	RBI	BB	SO	LOB	BOTTOM			
Bobby Tolan, L OBP: 0.331, SLG: 0.370 (1,9)										4	1	1	0	0	0	3				
Derrel Thomas, S OBP: 0.325, SLG: 0.364 (1,4)										3	0	0	0	1	0	2				
Dave Winfield, R OBP: 0.309, SLG: 0.460 (1,7)										4	0	2	1	0	0	1				
Willie McCovey, L OBP: 0.416, SLG: 0.420 (1,3)										3	0	0	0	1	0	2				
Nate Colbert, R OBP: 0.324, SLG: 0.339 (9,3)										0	0	0	0	0	0	0				
Johnny Grubb, L OBP: 0.390, SLG: 0.436 (1,8)										3	0	0	0	0	0	2				
Fred Kendall, R OBP: 0.345, SLG: 0.388 (1,2)										3	0	1	0	0	1	1				
Dave Roberts, R OBP: 0.287, SLG: 0.276 (1,5)										3	0	0	0	0	1	2				
Enzo Hernandez, R OBP: 0.271, SLG: 0.274 (1,6)										2	0	1	0	1	0	0				
Randy Jones, R OBP: 0.143, SLG: 0.146 (1,1)										3	0	0	0	0	2	3				
Inning Stats	R: 1 E: 0 K: 0 S: 5	H: 2 LOB: 1 BB: 0 P: 5	R: 0 E: 0 K: 1 S: 5	H: 0 LOB: 0 BB: 0 P: 5	R: 0 E: 0 K: 0 S: 3	H: 0 LOB: 1 BB: 1 P: 7	R: 0 E: 0 K: 0 S: 3	H: 0 LOB: 0 BB: 1 P: 7	R: 0 E: 0 K: 1 S: 5	H: 0 LOB: 1 BB: 1 P: 9	R: 0 E: 0 K: 0 S: 3	H: 0 LOB: 0 BB: 0 P: 3	R: 0 E: 0 K: 2 S: 9	H: 2 LOB: 2 BB: 0 P: 9	R: 0 E: 0 K: 0 S: 3	H: 1 LOB: 0 BB: 0 P: 3	1B: 4 2B: 1 3B: 0 HR: 0	SF: 0 SAC: 0 DP: 1 HBP: 0	WP: 0 PB: 0 SB: 2 CS: 0	PA: 31
PITCHER Ernie McAnally, R ERA: 3.58 (1,1)	IP: 7.0 WLS: L BF: 28 H: 4 R: 1 ER: 1 SO: 4 BB: 3 IBB: 0 HBP: 0 BLK: 0 WP: 0 HR: 0 S: 33 P: 45 ERA: 1.29 WHIP: 1.000															PITCHER John Montague, R ERA: 2.32 (8,1)	IP: 1.0 WLS: 3 BF: 1 H: 0 R: 0 ER: 0 SO: 0 BB: 0 IBB: 0 HBP: 0 BLK: 0 WP: 0 HR: 0 S: 3 P: 3 ERA: 0.00 WHIP: 1.000			

Montreal Expos @ San Diego Padres
San Diego Stadium, San Diego, CA
Fri Jul 12 1974, 10:05 PM EDT
Att: 24,511 - Unknown

AB	28
R	1
H	5
RBI	1
BB	3
SO	4
LOB	16



Batter	1	2	3	4	5	6	7	8	9	AB	R	H	RBI	BB	SO	LOB	TOP		
Bob Bailey, R OBP: 0.408, SLG: 0.444 (1, 5)	0-0 4-1		4-0 G4-3 BB		0-0 G4-6-3			0-0 6-3		3	0	0	0	1	0	1	<p>Montreal Expos @ San Diego Padres San Diego Stadium, San Diego, CA Sat Jul 13 1974, 10:05 PM EDT Att: 10,649 - Unknown</p> 		
Larry Lintz, S OBP: 0.352, SLG: 0.317 (1, 4)	0-0 1-3		0-0 G4-3			0-0 1B		0-0 1B		4	0	2	0	0	0	2			
Willie Davis, L OBP: 0.333, SLG: 0.409 (1, 8)	4-0 BB			0-0 F3		0-0 L9		0-0 F7		3	0	0	0	1	0	2			
Ken Singleton, S OBP: 0.410, SLG: 0.394 (1, 9)	0-3 K			4-0 WP 1B BB		0-0 F7		0-0 4-3		3	1	0	0	1	1	3			
Mike Jorgensen, L OBP: 0.429, SLG: 0.527 (1, 7)		0-0 F8		0-0 F7		0-3 K		4-0 WP 4-3 BB		3	0	0	0	1	1	2			
Ron Fairly, L OBP: 0.391, SLG: 0.472 (1, 3)		0-0 F4		0-0 1B			0-0 BB 1B		0-0 4-3	4	0	2	1	0	0	1			
Tim Foli, R OBP: 0.287, SLG: 0.285 (1, 6)		0-0 5-3		0-0 F9			4-0 BB G4-3 BB 1B		0-0 5-3	3	0	0	0	1	0	2			
Barry Foote, R OBP: 0.300, SLG: 0.369 (1, 2)			0-3 K		0-0 FC4-6 1B		0-0 F9		0-0 5-3	4	0	1	0	0	1	3			
Steve Rogers, R OBP: 0.256, SLG: 0.200 Don Carrithers, R OBP: 0.262, SLG: 0.214 Boots Day, L OBP: 0.252, SLG: 0.214 Dale Murray, R OBP: 0.252, SLG: 0.214 Bob Stinson, S OBP: 0.297, SLG: 0.289 Donald DeMola, R OBP: 0.297, SLG: 0.289			0-0 E9		0-0 FC4-6 G4-6-3		0-0 G4-3			0	0	0	0	0	0	0			
Inning Stats	R: 0 E: 0 K: 1 S: 5	H: 0 LOB: 1 BB: 1 P: 9	R: 0 E: 0 K: 0 S: 3	H: 0 LOB: 0 BB: 0 P: 3	R: 0 E: 1 K: 1 S: 5	H: 0 LOB: 1 BB: 1 P: 9	R: 1 E: 0 K: 0 S: 4	H: 1 LOB: 1 BB: 1 P: 8	R: 0 E: 0 K: 1 S: 6	H: 1 LOB: 0 BB: 0 P: 3	R: 0 E: 0 K: 0 S: 3	H: 1 LOB: 1 BB: 1 P: 7	R: 0 E: 0 K: 0 S: 4	H: 1 LOB: 1 BB: 1 P: 4	R: 0 E: 0 K: 0 S: 3	H: 0 LOB: 1 BB: 1 P: 7		1B: 5 2B: 0 3B: 0 HR: 0	SF: 0 SAC: 0 DP: 3 HBP: 0
PITCHER Dave Freisleben, R ERA: 3.46	IP: 9.0 WLS: W BF: 35 H: 5 R: 1 ER: 1 SO: 3 BB: 5 IBB: 0 HBP: 0 BLK: 0 WP: 2 HR: 0 S: 36 P: 56 ERA: 1.00 WHIP: 1.111															PITCHER			

Batter	1	2	3	4	5	6	7	8	9	AB	R	H	RBI	BB	SO	LOB	BOTTOM		
Bobby Tolan, L OBP: 0.335, SLG: 0.397 (1, 9)	0-0 HR	0-0 HR		0-0 HBP 2B		0-0 6-3		0-3 K		5	2	3	2	0	1	0	<p>Montreal Expos @ San Diego Padres San Diego Stadium, San Diego, CA Sat Jul 13 1974, 10:05 PM EDT Att: 10,649 - Unknown</p> 		
Derrel Thomas, S OBP: 0.328, SLG: 0.366 (1, 4)	0-0 4-3	4-0 1B BB		0-0 F8		0-0 WP 2B		4-0 BB		3	1	1	0	2	0	1			
Nate Colbert, R OBP: 0.326, SLG: 0.337 (1, 7)	4-0 1B BB	0-0 1B 1B		0-0 L6		0-3 K		0-0 6-3		4	2	1	0	1	1	3			
Willie McCovey, L OBP: 0.421, SLG: 0.424 Rod Gaspar, S OBP: 0.497, SLG: 0.273 (9, 8)	0-0 1B	0-0 1B		4-0 HBP 1B		0-0 L9				3	0	2	2	1	0	1			
Dave Winfield, R OBP: 0.315, SLG: 0.460 (9, 7)	0-3 K	0-0 1B		1-0 HBP		4-0 CS BB				2	0	1	1	1	1	1			
Fred Kendall, R OBP: 0.347, SLG: 0.390 (1, 2)	0-0 1B	0-0 F9		0-0 L9		0-0 1B				4	0	2	0	0	0	5			
Dave Roberts, R OBP: 0.284, SLG: 0.271 (1, 5)	0-0 F9		0-0 F9		0-0 F9		0-0 F8			4	0	0	0	0	0	3			
Enzo Hernandez, R OBP: 0.267, SLG: 0.270 (1, 6)		0-0 L3	0-0 3-4-1		0-0 5-3		0-0 F3			4	0	0	0	0	0	1			
Dave Freisleben, R OBP: 0.289, SLG: 0.265 (1, 1)	0-3 K	0-0 6-3		0-0 K		0-0 L9				4	0	0	0	0	2	0			
Inning Stats	R: 2 E: 0 K: 1 S: 8	H: 3 LOB: 2 BB: 1 P: 12	R: 3 E: 0 K: 1 S: 9	H: 4 LOB: 2 BB: 1 P: 13	R: 0 E: 0 K: 0 S: 3	H: 0 LOB: 0 BB: 0 P: 3	R: 0 E: 0 K: 0 S: 4	H: 1 LOB: 3 BB: 1 P: 9	R: 0 E: 0 K: 1 S: 5	H: 0 LOB: 0 BB: 0 P: 5	R: 0 E: 0 K: 1 S: 6	H: 1 LOB: 1 BB: 0 P: 6	R: 0 E: 0 K: 0 S: 3	H: 1 LOB: 1 BB: 1 P: 7	R: 0 E: 0 K: 1 S: 5	H: 0 LOB: 1 BB: 1 P: 9		1B: 6 2B: 2 3B: 0 HR: 2	SF: 0 SAC: 0 DP: 0 HBP: 1
PITCHER Steve Rogers, R ERA: 4.54 Don Carrithers, R ERA: 3.68 Dale Murray, R ERA: 1.8 Donald DeMola, R ERA: 2.45	IP: 1.2 WLS: L BF: 14 H: 7 R: 5 ER: 5 SO: 2 BB: 2 IBB: 0 HBP: 1 BLK: 0 WP: 0 HR: 2 S: 16 P: 24 ERA: 27.00 WHIP: 5.400															PITCHER			

Batter	1	2	3	4	5	6	7	8	9	AB	R	H	RBI	BB	SO	LOB	TOP			
Larry Lintz, S OBP: 0.353, SLG: 0.320 (1, 4)	0-0 6-3		0-0 2B HR 1B		0-3 K		0-0 6-3		0-0 1-2 1B	5	1	2	1	0	1	0	Montreal Expos @ San Diego Padres San Diego Stadium, San Diego, CA Sun Jul 14 1974, 6:33 AM EDT Unknown livebaseballscorecards.com			
Wille Davis, L OBP: 0.332, SLG: 0.410 (1, 8)	0-0 F5		0-0 1-3 HR 2B		0-0 4-3		0-0 1-3		0-0 2-3 PO	4	1	1	0	0	0	0				
Ken Singleton, S OBP: 0.408, SLG: 0.402 (1, 9)	0-0 F7		0-0 2-H 3-H HR		0-0 6-3		0-0 5-3			4	1	1	3	0	0	0				
Ron Fairly, L OBP: 0.388, SLG: 0.467 Ron Woods, R OBP: 0.296, SLG: 0.185 (8, 7)		0-0 F5	0-0 1B			0-0 F7		0-0 4-3		4	0	1	0	0	0	0				
Bob Bailey, R OBP: 0.406, SLG: 0.452 (1, 5)		0-0 F8	0-0 F6			0-0 HR		0-0 6-3		4	1	1	1	0	0	1				
Mike Jorgensen, L OBP: 0.422, SLG: 0.526 (8, 3)		0-0 6-3		0-0 F8		0-0 2B		0-0 4-3		4	1	1	0	0	0	0				
Bob Stinson, S OBP: 0.367, SLG: 0.327 (1, 2)			0-0 F8	0-0 B3 1B		0-0 2B		0-0 L9		4	0	2	1	0	0	0				
Pepe Frias, R OBP: 0.259, SLG: 0.333 (1, 6)			0-0 SH2-4 1B	0-0 B3	0-0 1-2	0-0 F2		0-0 PO 1B		4	1	2	0	0	0	2				
Mike Torrez, R OBP: 0.105, SLG: 0.081 (1, 1)			0-0 SH2-4	0-0 6-3		0-3 K		0-3 K		3	0	0	0	0	2	3				
Inning Stats	R: 0 E: 0 K: 0 S: 3	H: 0 LOB: 0 BB: 0 P: 3	R: 0 E: 0 K: 0 S: 3	H: 0 LOB: 0 BB: 0 P: 3	R: 4 E: 0 K: 0 S: 8	H: 5 LOB: 1 BB: 0 P: 8	R: 0 E: 0 K: 0 S: 4	H: 1 LOB: 1 BB: 0 P: 4	R: 0 E: 0 K: 1 S: 5	H: 3 LOB: 1 BB: 0 P: 8	R: 0 E: 0 K: 0 S: 3	H: 0 LOB: 0 BB: 0 P: 3	R: 0 E: 0 K: 0 S: 3	H: 0 LOB: 0 BB: 0 P: 3	R: 0 E: 0 K: 1 S: 6	H: 2 LOB: 1 BB: 0 P: 6		1B: 6 2B: 3 3B: 0 HR: 2	SF: 0 SAC: 1 DP: 0 HBP: 0	WP: 0 PB: 0 SB: 0 CS: 0
PITCHER	IP WLS BF H R ER SO BB IBB HBP BLK WP HR S P ERA WHIP	5.0 L 21 6 4 4 1 0 0 0 0 0 1 23 23 7.20 1.200	2.0 9 3 2 2 1 0 0 0 0 0 0 1 11 11 9.00 1.500	2.0 7 2 0 0 1 0 0 0 0 0 0 0 9 9 0.00 1.000	PITCHER															
Dan Spillner, R ERA: 3.23 Bill Laxton, L ERA: 5.0 Larry Hardy, R ERA: 4.52																				

Batter	1	2	3	4	5	6	7	8	9	AB	R	H	RBI	BB	SO	LOB	BOTTOM					
Bobby Tolan, L OBP: 0.334, SLG: 0.395 (1, 9)	0-0 4-3		0-0 F7		0-0 G1-6-3		0-0 1B			4	0	1	0	0	0	2	Montreal Expos @ San Diego Padres San Diego Stadium, San Diego, CA Sun Jul 14 1974, 6:33 AM EDT Unknown livebaseballscorecards.com					
Derrel Thomas, S OBP: 0.330, SLG: 0.366 (1, 4)	4-0 4-3 BB		0-0 G6-4-3 1B		0-0 4-3		0-3 K			3	0	1	0	1	1	1						
Nate Colbert, R OBP: 0.325, SLG: 0.333 (1, 7)	4-0 1-2 BB		0-0 G6-4-3		0-0 1-3		0-3 K			3	0	0	0	1	1	2						
Willie McCovey, L OBP: 0.423, SLG: 0.437 (1, 3)	0-0 4-3			0-0 HR		4-0 FC6-4 BB		0-3 K		3	1	1	1	1	1	2						
Dave Winfield, R OBP: 0.314, SLG: 0.457 (1, 8)	0-0 F7			0-0 5-3		0-0 FC6-4 BB		0-0 1B		4	0	1	0	0	0	3						
Fred Kendall, R OBP: 0.346, SLG: 0.385 (1, 2)		0-0 6-3		0-0 6-3		4-0 1-2 BB		0-0 F9		3	0	0	0	1	0	1						
Dave Roberts, R OBP: 0.267, SLG: 0.272 (8, 1)		4-0 5-3 BB		0-0 1B		0-3 K		0-3 K		3	0	1	0	1	2	2						
Enzo Hernandez, R OBP: 0.264, SLG: 0.267 (1, 6)		0-0 5-3		0-0 5-3			0-3 K		0-0 5-3	4	0	0	0	0	1	2						
Dan Spillner, R Horace Clarke, S Bill Laxton, L Cito Gaston, R Larry Hardy, R Rod Gaspar, S			4-0 1B BB		0-0 G1-6-3 1B		0-0 L7		0-0 6-3	0	0	0	0	1	0	0						
Inning Stats	R: 0 E: 0 K: 0 S: 3	H: 0 LOB: 2 BB: 2 P: 11	R: 0 E: 0 K: 0 S: 2	H: 0 LOB: 0 BB: 1 P: 6	R: 0 E: 0 K: 0 S: 3	H: 1 LOB: 1 BB: 1 P: 7	R: 1 E: 0 K: 0 S: 5	H: 2 LOB: 1 BB: 0 P: 5	R: 0 E: 0 K: 0 S: 3	H: 1 LOB: 0 BB: 0 P: 3	R: 0 E: 0 K: 1 S: 5	H: 0 LOB: 2 BB: 2 P: 13	R: 0 E: 0 K: 2 S: 8	H: 1 LOB: 1 BB: 0 P: 8	R: 0 E: 0 K: 2 S: 8	H: 1 LOB: 1 BB: 0 P: 8		R: 0 E: 0 K: 1 S: 5	H: 0 LOB: 0 BB: 0 P: 5	1B: 5 2B: 0 3B: 0 HR: 1	SF: 0 SAC: 0 DP: 2 HBP: 0	WP: 0 PB: 0 SB: 0 CS: 0
PITCHER	IP WLS BF H R ER SO BB IBB HBP BLK WP HR S P ERA WHIP	9.0 W 36 6 1 1 6 6 0 0 0 0 1 42 66 1.00 1.333	PITCHER																			
Mike Torrez, R ERA: 4.07																						

Batter	1	2	3	4	5	6	7	8	9	AB	R	H	RBI	BB	SO	LOB	TOP			
Larry Lintz, S OBP: 0.355, SLG: 0.308 (1, 4)										5	1	1	0	0	1	1	Montreal Expos @ Los Angeles Dodgers Dodger Stadium, Los Angeles, CA Wed Jul 17 1974, 7:05 PM PDT Att: 25,176 - Unknown			
Willie Davis, L OBP: 0.345, SLG: 0.432 (1, 8)										5	2	3	0	0	0	0				
Bob Bailey, R OBP: 0.410, SLG: 0.447 (1, 5)										3	1	1	1	1	1	1				
Hal Breeden, R OBP: 0.313, SLG: 0.347 Mike Jorgensen, L OBP: 0.330, SLG: 0.500 (4, PH) (4, 3)										1	0	0	0	1	1	2				
Ron Woods, R OBP: 0.329, SLG: 0.226 (1, 7)										3	1	1	2	1	1	1				
Ken Singleton, S OBP: 0.405, SLG: 0.400 (1, 9)										4	0	1	0	0	0	3				
Barry Foote, R OBP: 0.308, SLG: 0.375 (1, 2)										4	0	2	1	0	1	0				
Pepe Frias, R OBP: 0.242, SLG: 0.290 (1, 6)										4	0	0	0	0	0	3				
Steve Rogers, R OBP: 0.255, SLG: 0.196 Jose Morales, R OBP: 0.375, SLG: 0.625 Don Carrithers, R (3, 1)										1	0	0	0	0	0	1				
										1	0	0	0	0	0	2				
										2	0	0	0	0	0	0				
Inning Stats	R: 0 E: 1 K: 1 S: 6	H: 1 LOB: 3 BB: 2 P: 14	R: 0 E: 1 K: 0 S: 4	H: 1 LOB: 1 BB: 0 P: 4	R: 3 E: 1 K: 1 S: 9	H: 4 LOB: 2 BB: 1 P: 13	R: 2 E: 0 K: 0 S: 5	H: 3 LOB: 0 BB: 0 P: 5	R: 0 E: 0 K: 1 S: 5	H: 0 LOB: 0 BB: 0 P: 5	R: 0 E: 0 K: 0 S: 3	H: 0 LOB: 0 BB: 0 P: 3	R: 0 E: 0 K: 0 S: 3	H: 0 LOB: 0 BB: 0 P: 3	R: 0 E: 0 K: 0 S: 3	H: 0 LOB: 0 BB: 0 P: 3	1B: 9 2B: 0 3B: 0 HR: 0	SF: 1 SAC: 0 DP: 0 HBP: 0	WP: 1 PB: 0 SB: 0 CS: 1	PA: 38
PITCHER	IP WLS BF H R ER SO BB IBB HBP BLK WP HR S P ERA WHIP																			
Tommy John, L ERA: 2.59 (1, 1)	2.0	12	3	2	2	1	3	0	0	0	0	1	0	11	23	9.00	3.000			
Geoff Zahn, L ERA: 2.01 (3, 1)	1.0	L	9	6	3	3	1	0	0	0	0	0	0	11	11	27.00	6.000			
Charlie Hough, R ERA: 3.42 (4, 1)	3.0	8	0	0	0	1	0	0	0	0	0	0	10	10	0.00	0.000				
Mike Marshall, R ERA: 2.33 (7, 1)	2.0	6	0	0	0	2	0	0	0	0	0	0	10	10	0.00	0.000				
Al Downing, L ERA: 4.73 (9, 1)	1.0	3	0	0	0	0	0	0	0	0	0	3	3	0.00	0.000					

Batter	1	2	3	4	5	6	7	8	9	AB	R	H	RBI	BB	SO	LOB	BOTTOM					
Davey Lopes, R OBP: 0.346, SLG: 0.299 (1, 4)										5	2	2	1	0	1	1	Montreal Expos @ Los Angeles Dodgers Dodger Stadium, Los Angeles, CA Wed Jul 17 1974, 7:05 PM PDT Att: 25,176 - Unknown					
Bill Buckner, L OBP: 0.350, SLG: 0.401 (1, 7)										4	0	2	0	0	0	1						
Jimmy Wynn, R OBP: 0.399, SLG: 0.549 (1, 8)										5	0	2	2	0	1	2						
Willie Crawford, L OBP: 0.379, SLG: 0.423 (1, 9)										5	0	1	0	0	0	3						
Joe Ferguson, R OBP: 0.399, SLG: 0.471 (1, 2)										5	0	0	0	0	1	2						
Ron Cey, R OBP: 0.385, SLG: 0.415 (1, 5)										4	0	2	0	0	0	0						
Steve Garvey, R OBP: 0.342, SLG: 0.491 (1, 3)										4	1	3	0	0	0	0						
Bill Russell, R OBP: 0.331, SLG: 0.383 (1, 6)										3	1	0	0	1	1	5						
Tommy John, R OBP: 0.151, SLG: 0.157 Geoff Zahn, L OBP: 0.375, SLG: 0.625 Charlie Hough, R OBP: 0.375, SLG: 0.625 Von Joshua, L OBP: 0.375, SLG: 0.625 Mike Marshall, R OBP: 0.375, SLG: 0.625 Ken McMullen, R OBP: 0.375, SLG: 0.625 Al Downing, R OBP: 0.375, SLG: 0.625 (1, 1) (3, 1) (4, 1) (6, PH) (7, 1) (8, PH) (9, 1)										1	0	1	1	0	0	0						
										1	0	0	0	0	0	2						
										0	0	0	0	0	0	0						
										0	0	0	0	0	0	0						
										0	0	0	0	0	0	0						
										0	0	0	0	0	0	0						
Inning Stats	R: 1 E: 0 K: 1 S: 7	H: 2 LOB: 1 BB: 0 P: 7	R: 3 E: 1 K: 0 S: 7	H: 5 LOB: 2 BB: 0 P: 8	R: 0 E: 0 K: 0 S: 4	H: 1 LOB: 1 BB: 1 P: 8	R: 0 E: 0 K: 0 S: 4	H: 1 LOB: 1 BB: 0 P: 4	R: 0 E: 0 K: 0 S: 3	H: 0 LOB: 0 BB: 0 P: 3	R: 0 E: 0 K: 0 S: 4	H: 1 LOB: 1 BB: 0 P: 4	R: 0 E: 0 K: 1 S: 8	H: 3 LOB: 3 BB: 0 P: 8	R: 0 E: 0 K: 1 S: 5	H: 0 LOB: 0 BB: 0 P: 5	R: 0 E: 0 K: 1 S: 5	H: 0 LOB: 0 BB: 0 P: 5	1B: 11 2B: 1 3B: 1 HR: 0	SF: 0 SAC: 0 DP: 0 HBP: 1	WP: 1 PB: 0 SB: 1 CS: 0	PA: 41
PITCHER	IP WLS BF H R ER SO BB IBB HBP BLK WP HR S P ERA WHIP																					
Steve Rogers, R ERA: 4.73 (1, 1)	2.0	13	7	4	4	1	0	0	0	14	15	18.00	3.500									
Don Carrithers, R ERA: 1.89 (3, 1)	7.0	W	28	6	0	0	3	0	1	0	33	37	0.00	0.857								

AB	34
R	5
H	9
RBI	5
BB	3
SO	5
LOB	14

AB	39
R	4
H	13
RBI	4
BB	1
SO	4
LOB	16

Batter	1	2	3	4	5	6	7	8	9	AB	R	H	RBI	BB	SO	LOB	TOP			
Larry Lintz, S OBP: 0.356, SLG: 0.307	F8		1B		L6-3		K		S BB	4	0	1	0	1	1	1	Montreal Expos @ Los Angeles Dodgers Dodger Stadium, Los Angeles, CA Thu Jul 18 1974, 7:05 PM PDT Att: 24,491 - Unknown			
Willie Davis, L OBP: 0.349, SLG: 0.444	1B WP	2B	K			1B S BB			F9	4	3	2	1	1	1	2				
Ken Singleton, S OBP: 0.404, SLG: 0.396	K		K			BB 1B E BB	K			3	1	0	0	1	3	2				
Ron Fairly, L OBP: 0.395, SLG: 0.469	WP	1B	F8			E BB SF8 1B	4-3			4	1	2	0	0	0	1				
Bob Bailey, R OBP: 0.408, SLG: 0.442	6-3			K		SF8 E BB		K		3	0	0	1	1	2	1				
Mike Jorgensen, L OBP: 0.417, SLG: 0.481		G3		4-3		E4 SF8		3-1		4	0	0	1	0	0	2				
Barry Foote, R OBP: 0.303, SLG: 0.370	5-3			F8		SF8		F2		3	0	0	1	0	0	0				
Pepe Frias, R OBP: 0.257, SLG: 0.303					L6-3 1B	1-3		P4		4	0	2	0	0	0	2				
Ernie McAnally, R OBP: 0.154, SLG: 0.132					K	F8		K		1	0	0	0	0	1	1				
Boots Lidy, L OBP: 0.258, SLG: 0.211										1	0	0	0	0	1	1				
Dale Murray, R OBP: 0.325, SLG: 0.222										0	0	0	0	0	0	0				
Ron Woods, R OBP: 0.325, SLG: 0.222										1	0	0	0	0	0	2				
Chuck Taylor, R OBP: 0.325, SLG: 0.222										0	0	0	0	0	0	0				
Hal Breeden, R OBP: 0.311, SLG: 0.345										1	0	0	0	0	0	1				
Inning Stats	R: 1 E: 0 K: 1 S: 7	H: 2 LOB: 1 BB: 0 P: 7	R: 0 E: 0 K: 1 S: 6	H: 1 LOB: 1 BB: 0 P: 6	R: 0 E: 0 K: 2 S: 8	H: 1 LOB: 1 BB: 0 P: 8	R: 0 E: 0 K: 1 S: 5	H: 0 LOB: 0 BB: 0 P: 5	R: 0 E: 0 K: 1 S: 5	H: 1 LOB: 0 BB: 0 P: 5	R: 3 E: 1 K: 0 S: 5	H: 1 LOB: 2 BB: 3 P: 17	R: 1 E: 0 K: 2 S: 8	H: 1 LOB: 0 BB: 0 P: 8	R: 0 E: 0 K: 1 S: 5	H: 0 LOB: 1 BB: 1 P: 9	1B: 5 2B: 2 3B: 0 HR: 1	SF: 1 SAC: 0 DP: 1 HBP: 0	WP: 1 PB: 0 SB: 3 CS: 0	PA: 38
PITCHER	IP WLS BF H R ER SO BB IBB HBP BLK WP HR S P ERA WHIP	ANDY MESSERSMITH, R (1, 1) 9.0 W 38 7 5 5 10 4 0 0 0 1 1 54 70 5.00 1.222																		

AB	33
R	5
H	7
RBI	4
BB	4
SO	10
LOB	15



Batter	1	2	3	4	5	6	7	8	9	AB	R	H	RBI	BB	SO	LOB	BOTTOM			
Davey Lopes, R OBP: 0.347, SLG: 0.301	6-3		1-3	1B E 1B		F2				5	1	2	1	0	0	0	Montreal Expos @ Los Angeles Dodgers Dodger Stadium, Los Angeles, CA Thu Jul 18 1974, 7:05 PM PDT Att: 24,491 - Unknown			
Bill Buckner, L OBP: 0.354, SLG: 0.406	S BB		F9	E4 HR 1B		1B 2B		F9		4	1	2	0	1	0	1				
Jimmy Wynn, R OBP: 0.401, SLG: 0.558	P3		K	HR						4	1	2	2	0	1	1				
Willie Crawford, L OBP: 0.380, SLG: 0.423	FC5-4 BB			HR 1B				F7		3	1	1	0	1	0	0				
Ron Cey, R OBP: 0.366, SLG: 0.423	FC5-4			HR	6-3					3	1	1	2	1	0	2				
Von Joshua, L OBP: 0.286, SLG: 0.317		S 1B		L8				P4		4	0	2	0	0	0	1				
Steve Yeager, R OBP: 0.392, SLG: 0.458		L7		2B 1B				F8		4	1	1	0	0	0	3				
Bill Russell, R OBP: 0.328, SLG: 0.378		F8		F2	K			K		4	0	0	0	0	2	3				
Andy Messersmith, R OBP: 0.303, SLG: 0.339		5-3		1B 2B		K		F9		4	1	1	1	0	1	1				
Inning Stats	R: 0 E: 0 K: 0 S: 3	H: 0 LOB: 2 BB: 2 P: 11	R: 0 E: 0 K: 0 S: 4	H: 1 LOB: 1 BB: 0 P: 4	R: 0 E: 0 K: 1 S: 5	H: 0 LOB: 0 BB: 0 P: 5	R: 7 E: 1 K: 0 S: 10	H: 7 LOB: 0 BB: 0 P: 10	R: 0 E: 0 K: 1 S: 6	H: 1 LOB: 1 BB: 0 P: 6	R: 0 E: 0 K: 1 S: 6	H: 2 LOB: 2 BB: 0 P: 6	R: 0 E: 0 K: 0 S: 3	H: 0 LOB: 1 BB: 1 P: 7	R: 0 E: 0 K: 1 S: 6	H: 1 LOB: 1 BB: 0 P: 6	1B: 8 2B: 2 3B: 0 HR: 2	SF: 0 SAC: 0 DP: 0 HBP: 0	WP: 0 PB: 0 SB: 2 CS: 0	PA: 38
PITCHER	IP WLS BF H R ER SO BB IBB HBP BLK WP HR S P ERA WHIP	ERDIE MURRAY, R (5, 1) 1.0 L 4 1 0 0 1 0 0 0 0 0 0 6 6 0.00 1.000																		
PITCHER	IP WLS BF H R ER SO BB IBB HBP BLK WP HR S P ERA WHIP	CHUCK TAYLOR, R (6, 1) 3.0 12 3 0 0 2 1 0 0 0 0 0 0 15 19 0.00 1.333																		

AB	35
R	7
H	12
RBI	6
BB	3
SO	4
LOB	12



Batter	1	2	3	4	5	6	7	8	9	AB	R	H	RBI	BB	SO	LOB	TOP				
Larry Lintz, S OBP: 0.349, SLG: 0.299 (1, 4)	F8		5-3			1-3		E3		4	0	0	1	0	0	2	Montreal Expos @ San Francisco Giants Candlestick Park, San Francisco, CA Fri Jul 19 1974, 10:05 PM EDT Att: 3,121 - Unknown livebaseballscorecards.com				
Willie Davis, L OBP: 0.350, SLG: 0.443 (1, 8)	4-3			4-3			FC5 1B BB			3	0	1	1	1	0	0					
Bob Bailey, R OBP: 0.407, SLG: 0.440 (1, 5)	5-3				G6-3 1B		F3	K		4	0	1	0	0	1	3					
Hal Breeden, R OBP: 0.319, SLG: 0.347 Ron Fairly, L OBP: 0.393, SLG: 0.466 (8, PH) (8, 3)		G1-6-3 BB			G6-3 1-2			F8		2	0	1	0	1	0	1					
Ron Woods, R OBP: 0.312, SLG: 0.212 Boots Day, L OBP: 0.254, SLG: 0.207 (1, 7) (9, PH)		G1-6-3 1-2			F9		FC5 1B		F7	3	0	0	0	0	0	3					
Ken Singleton, S OBP: 0.399, SLG: 0.391 (1, 9)					K		L4		3-1	4	0	0	0	0	2	2					
Barry Foote, R OBP: 0.310, SLG: 0.374 (1, 2)				1-3 BB		1-3				3	1	2	0	1	0	0					
Pepe Frias, R OBP: 0.247, SLG: 0.290 Mike Jorgensen, L OBP: 0.414, SLG: 0.477 (1, 6) (9, PH)			1-3			F8		F8	G3	3	0	0	0	0	0	2					
Mike Torrez, R OBP: 0.103, SLG: 0.079 Ron Hunt, R OBP: 0.375, SLG: 0.301 Donald DeMola, R (6, PH) Jose Morales, R OBP: 0.444, SLG: 0.778 Dale Murray, R (8, 1)				K		6-3		E 1B 2B		1	0	0	0	0	1	1					
Inning Stats	R: 0 E: 0 K: 0 S: 3	H: 0 LOB: 0 BB: 0 P: 3	R: 0 E: 0 K: 1 S: 4	H: 0 LOB: 0 BB: 1 P: 8	R: 0 E: 0 K: 1 S: 5	H: 0 LOB: 1 BB: 1 P: 9	R: 0 E: 0 K: 0 S: 3	H: 1 LOB: 0 BB: 0 P: 3	R: 0 E: 0 K: 1 S: 5	H: 0 LOB: 0 BB: 0 P: 5	R: 0 E: 0 K: 0 S: 4	H: 1 LOB: 2 BB: 1 P: 8	R: 2 E: 1 K: 1 S: 9	H: 3 LOB: 2 BB: 0 P: 9	R: 0 E: 0 K: 0 S: 4	H: 1 LOB: 1 BB: 0 P: 4		1B: 5 2B: 1 3B: 0 HR: 0	SF: 0 SAC: 0 DP: 2 HBP: 0	WP: 0 PB: 0 SB: 0 CS: 2	PA: 35
PITCHER	IP WLS BF H R ER SO BB IBB HBP BLK WP HR S P ERA WHIP	IP WLS BF H R ER SO BB IBB HBP BLK WP HR S P ERA WHIP																			
Mike Caldwell, L ERA: 3.11 Randy Moffitt, R ERA: 2.69	(1, 1) (8, 1)	7.1 W 29 5 2 2 3 3 0 0 0 0 0 0 32 44 2.46 1.091	1.2 S 6 1 0 0 1 0 0 0 0 0 0 0 8 8 0.00 0.600																		


Batter	1	2	3	4	5	6	7	8	9	AB	R	H	RBI	BB	SO	LOB	BOTTOM				
Mike Phillips, L OBP: 0.282, SLG: 0.277 (1, 5)	2B 4-3 BB		4-3	F8		F7				3	1	0	0	1	0	1	Montreal Expos @ San Francisco Giants Candlestick Park, San Francisco, CA Fri Jul 19 1974, 10:05 PM EDT Att: 3,121 - Unknown livebaseballscorecards.com				
Chris Speier, R OBP: 0.331, SLG: 0.348 (1, 6)	4-3 1-3 2B		BB 1B BB		K		F8			3	1	1	0	1	1	0					
Garry Maddox, R OBP: 0.339, SLG: 0.434 (1, 8)	4-3		BB 1B BB		E S 1B		K			4	2	2	1	0	1	1					
Bobby Bonds, R OBP: 0.367, SLG: 0.448 (1, 9)	F3		E 1B BB		1-3 1B BB		4-3			2	1	0	0	2	0	1					
Gary Matthews, R OBP: 0.357, SLG: 0.417 (1, 7)	K		E S 1B		1-H 2-H 3-H 1B			SH1-4 1B 1B		4	1	3	4	0	1	1					
Gary Thomasson, L OBP: 0.325, SLG: 0.302 (1, 3)		F7	K		1-2 1B		SH1-4			3	0	1	0	0	1	2					
Chris Arnold, R OBP: 0.333, SLG: 0.490 (1, 4)		1-3		CS 1B		F9		F9		4	0	1	0	0	0	2					
Dave Rader, L OBP: 0.365, SLG: 0.356 (1, 2)		6-3		E6 FC1-4 1-2 1B		K		1B IBB		3	0	0	0	1	1	1					
Mike Caldwell, R OBP: 0.189, SLG: 0.143 Randy Moffitt, R OBP: 0.462, SLG: 0.583 (1, 1) (8, 1)			F4	FC1-4 1-2		K		1-3 2-H 1B		3	0	0	0	0	1	1					
Inning Stats	R: 1 E: 0 K: 1 S: 6	H: 1 LOB: 1 BB: 1 P: 10	R: 0 E: 0 K: 0 S: 3	H: 0 LOB: 0 BB: 0 P: 3	R: 2 E: 1 K: 1 S: 7	H: 2 LOB: 2 BB: 2 P: 15	R: 0 E: 1 K: 0 S: 4	H: 1 LOB: 1 BB: 0 P: 4	R: 2 E: 0 K: 1 S: 7	H: 3 LOB: 1 BB: 1 P: 11	R: 0 E: 0 K: 2 S: 7	H: 0 LOB: 0 BB: 0 P: 7	R: 0 E: 0 K: 1 S: 5	H: 0 LOB: 0 BB: 0 P: 5	R: 1 E: 0 K: 0 S: 4	H: 2 LOB: 2 BB: 1 P: 8		1B: 8 2B: 1 3B: 0 HR: 0	SF: 0 SAC: 1 DP: 0 HBP: 0	WP: 0 PB: 0 SB: 0 CS: 2	PA: 36
PITCHER	IP WLS BF H R ER SO BB IBB HBP BLK WP HR S P ERA WHIP	IP WLS BF H R ER SO BB IBB HBP BLK WP HR S P ERA WHIP																			
Mike Torrez, R ERA: 4.29 Donald DeMola, R ERA: 2.39 Dale Murray, R ERA: 2.57	(1, 1) (6, 1) (8, 1)	5.0 L 25 7 5 0 3 4 0 0 0 0 0 0 12 12 0.00 0.000	2.0 6 0 0 0 3 0 0 0 0 0 0 0 4 8 9.00 2.000																		

Batter	1	2	3	4	5	6	7	8	9	AB	R	H	RBI	BB	SO	LOB	TOP					
Larry Lintz, S OBP: 0.342, SLG: 0.292	G3		E5 FC3-6		SH1-4		F4		1-3	4	0	0	0	0	0	2						
Willie Davis, L OBP: 0.347, SLG: 0.438	F6		FC3-6		F2			L4		4	0	0	0	0	0	3						
Ken Singleton, S OBP: 0.401, SLG: 0.393	E9 1B		K					6-3		4	0	2	1	0	1	2						
Ron Fairly, L OBP: 0.391, SLG: 0.458	1-3				G3			F9		3	0	0	0	1	0	2						
Bob Bailey, R OBP: 0.405, SLG: 0.447		5-3			FC6					4	1	1	1	0	0	1						
Mike Jorgensen, L OBP: 0.409, SLG: 0.468	F9				F8					4	1	1	0	0	0	2						
Barry Foote, R OBP: 0.306, SLG: 0.369	5-3				F5					3	0	0	0	0	0	2						
Pepe Frias, R OBP: 0.260, SLG: 0.301			FC3-6 SH3 1B		F5			F8		4	0	2	0	0	0	2						
Dennis Blair, R OBP: 0.200, SLG: 0.136			SH3					6-3		2	1	1	1	0	0	0						
Inning Stats	R: 0 E: 1 K: 0 S: 11	H: 1 LOB: 1 BB: 0 P: 16	R: 0 E: 0 K: 0 S: 10	H: 0 LOB: 0 BB: 0 P: 17	R: 0 E: 1 K: 1 S: 13	H: 1 LOB: 2 BB: 0 P: 17	R: 0 E: 1 K: 0 S: 6	H: 0 LOB: 2 BB: 1 P: 13	R: 1 E: 0 K: 0 S: 7	H: 2 LOB: 1 BB: 0 P: 11	R: 0 E: 0 K: 0 S: 5	H: 0 LOB: 0 BB: 0 P: 7	R: 0 E: 0 K: 0 S: 9	H: 0 LOB: 0 BB: 0 P: 12	R: 0 E: 0 K: 0 S: 8	H: 0 LOB: 0 BB: 0 P: 10	R: 2 E: 0 K: 0 S: 9	H: 3 LOB: 1 BB: 0 P: 14	1B: 6 2B: 0 3B: 0 HR: 1	SF: 1 SAC: 3 DP: 0 HBP: 0	WP: 0 PB: 0 CS: 0	PA: 37
PITCHER	IP	WLS	BF	H	R	ER	SO	BB	IBB	HBP	BLK	WP	HR	S	P	ERA	WHIP					
Ed Halicki, R ERA: 3.86	(1, 1)	8.0	L	33	6	3	3	1	1	0	0	0	1	71	107	3.38	0.875					
Randy Moffitt, R ERA: 2.65	(9, 1)	1.0		4	1	0	0	0	0	0	0	0	0	7	10	0.00	1.000					

Montreal Expos @ San Francisco Giants
Candlestick Park, San Francisco, CA
Sat Jul 20 1974, 6:33 AM EDT
Att: 5,141 - Unknown

livebaseballscores.com

AB 32
R 3
H 7
RBI 3
BB 1
SO 1
LOB 16



Batter	1	2	3	4	5	6	7	8	9	AB	R	H	RBI	BB	SO	LOB	BOTTOM					
Mike Phillips, L OBP: 0.277, SLG: 0.271	F6		F6			B3-4		6-3		4	0	0	0	0	0	2						
Chris Speier, R OBP: 0.327, SLG: 0.344	F9		FC6-4			L9				4	1	0	0	0	0	2						
Garry Maddox, R OBP: 0.338, SLG: 0.432	L8				F4					4	0	1	0	0	0	1						
Bobby Bonds, R OBP: 0.363, SLG: 0.443		F6			F6			6-3		4	0	0	0	0	0	2						
Gary Matthews, R OBP: 0.361, SLG: 0.435					F9					4	1	3	2	0	0	0						
Gary Thomasson, L OBP: 0.321, SLG: 0.297										3	0	0	0	0	0	1						
Ed Goodson, L OBP: 0.365, SLG: 0.443		5-3				F7		G3		1	0	0	0	0	0	1						
Chris Arnold, R OBP: 0.333, SLG: 0.398			F8					6-3		3	0	1	0	0	0	1						
Dave Rader, L OBP: 0.360, SLG: 0.350					3-1					3	0	0	0	0	0	1						
Ed Halicki, R OBP: 0.286, SLG: 0.286										3	0	2	0	0	0	0						
Randy Moffitt, R OBP: 0.462, SLG: 0.583										0	0	0	0	0	0	0						
Inning Stats	R: 0 E: 0 K: 0 S: 6	H: 0 LOB: 0 BB: 0 P: 8	R: 0 E: 0 K: 0 S: 9	H: 1 LOB: 1 BB: 0 P: 15	R: 0 E: 0 K: 0 S: 7	H: 1 LOB: 1 BB: 0 P: 12	R: 0 E: 0 K: 0 S: 4	H: 0 LOB: 0 BB: 0 P: 6	R: 0 E: 0 K: 0 S: 6	H: 1 LOB: 0 BB: 0 P: 6	R: 0 E: 0 K: 0 S: 11	H: 1 LOB: 1 BB: 0 P: 16	R: 1 E: 0 K: 0 S: 5	H: 1 LOB: 0 BB: 0 P: 11	R: 0 E: 0 K: 0 S: 5	H: 0 LOB: 0 BB: 0 P: 7	R: 1 E: 1 K: 0 S: 9	H: 2 LOB: 1 BB: 0 P: 13	1B: 5 2B: 1 3B: 0 HR: 1	SF: 0 SAC: 0 DP: 1 HBP: 0	WP: 0 PB: 0 CS: 0	PA: 33
PITCHER	IP	WLS	BF	H	R	ER	SO	BB	IBB	HBP	BLK	WP	HR	S	P	ERA	WHIP					
Dennis Blair, R ERA: 2.76	(1, 1)	9.0	W	33	7	2	1	0	0	0	0	0	1	62	94	1.00	0.778					

Montreal Expos @ San Francisco Giants
Candlestick Park, San Francisco, CA
Sat Jul 20 1974, 6:33 AM EDT
Att: 5,141 - Unknown

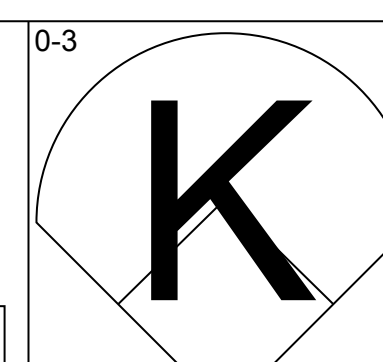
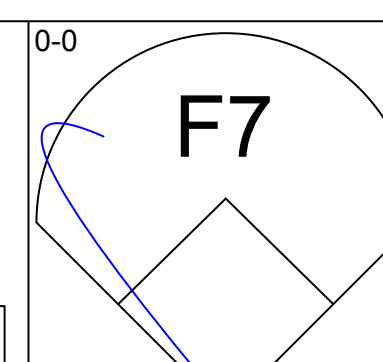
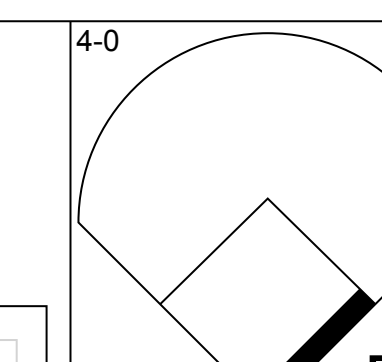
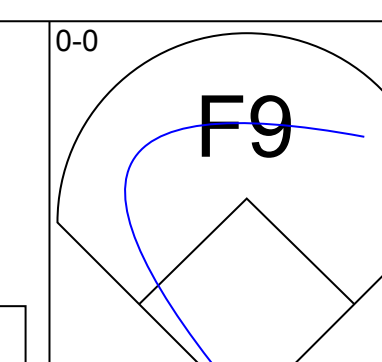
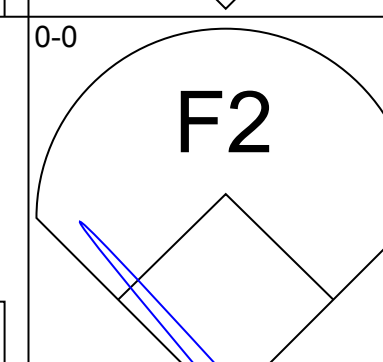
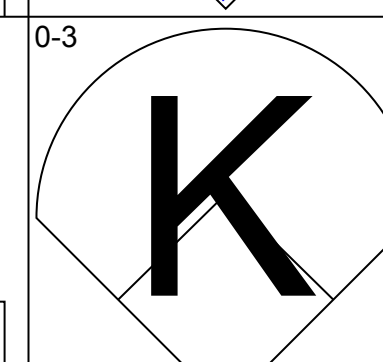
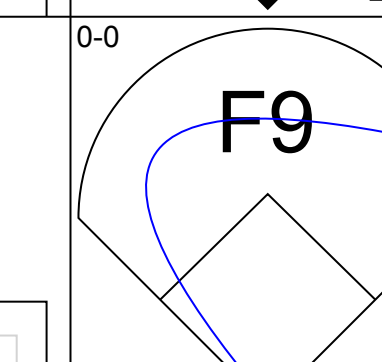
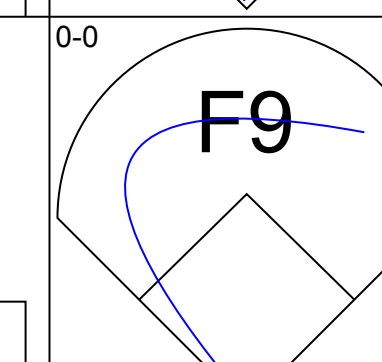
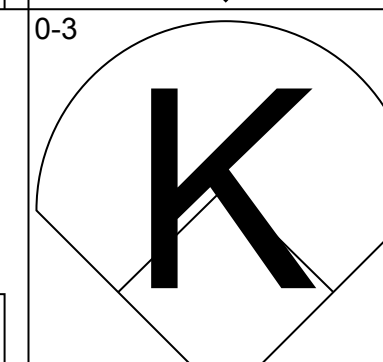
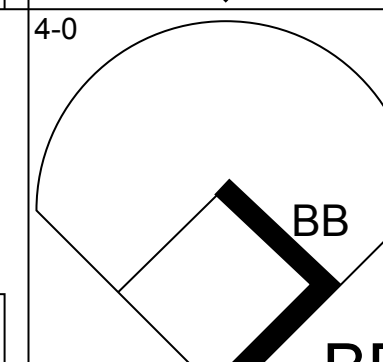
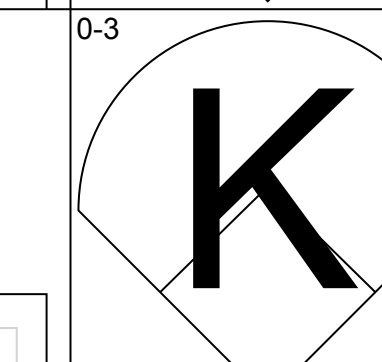
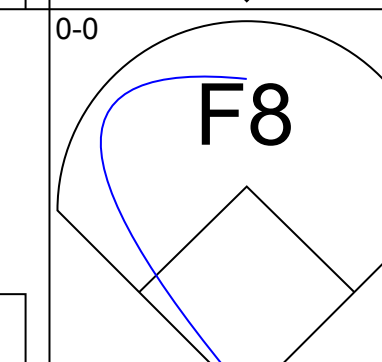
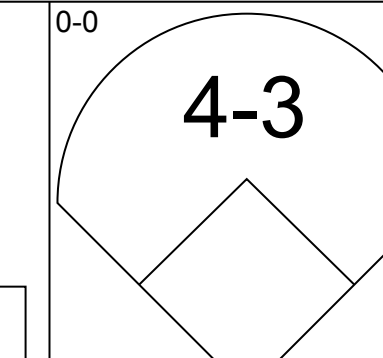
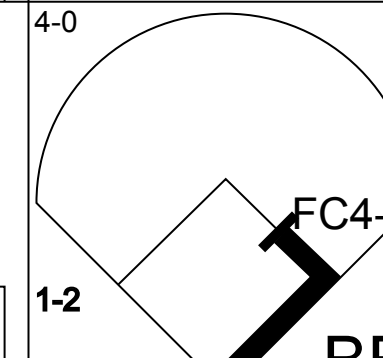
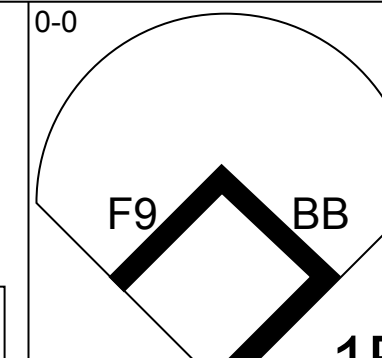
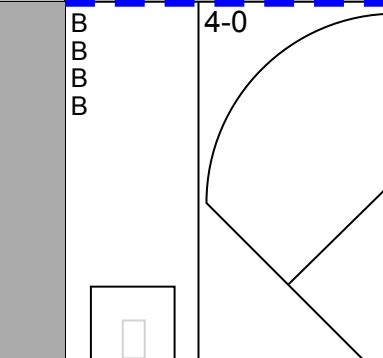
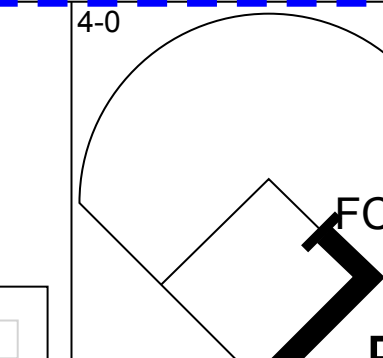
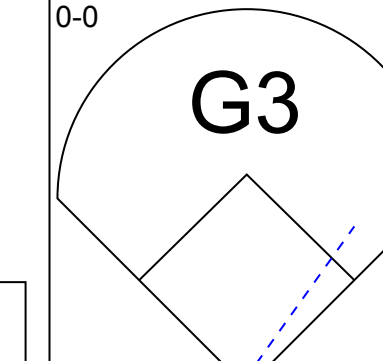
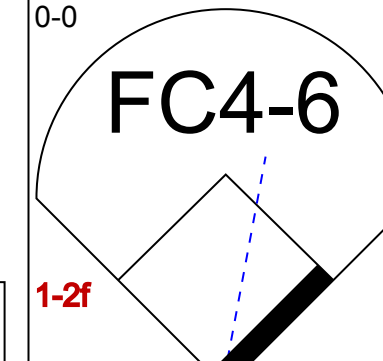
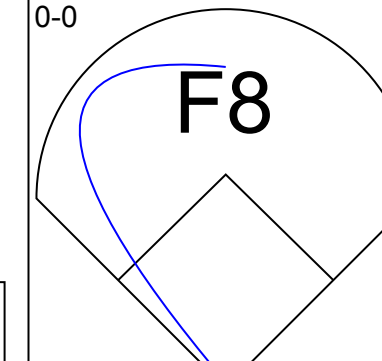
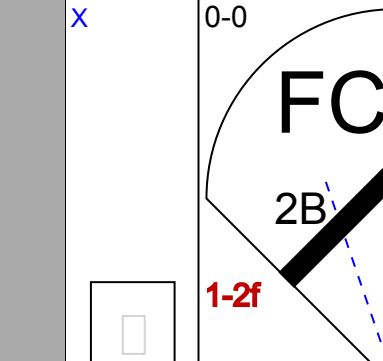
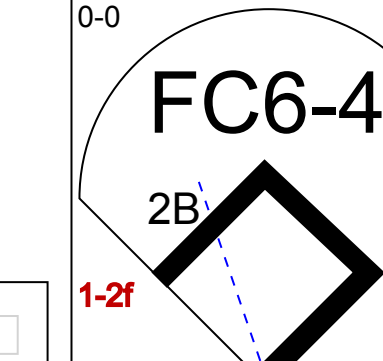
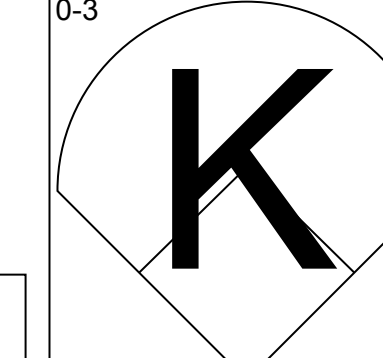
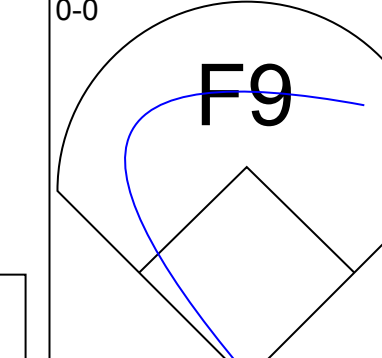
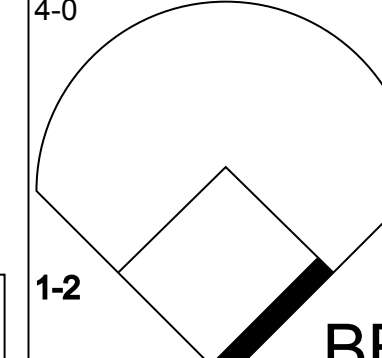
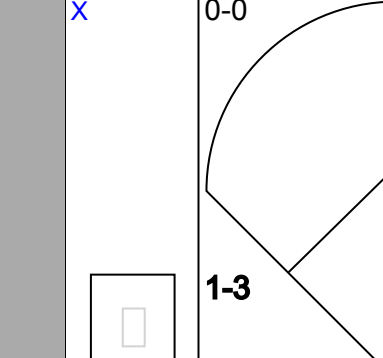
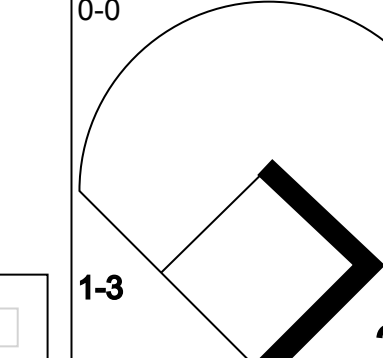
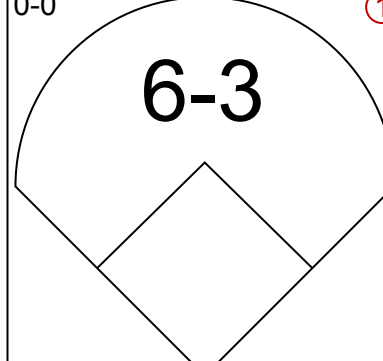
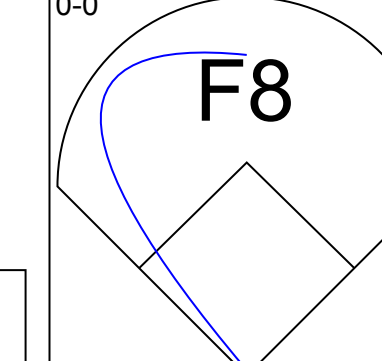
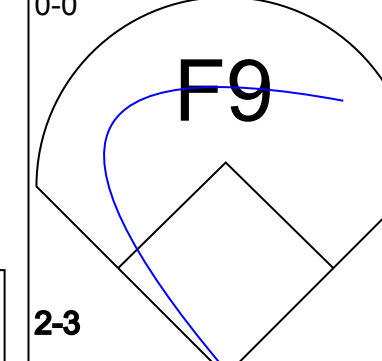
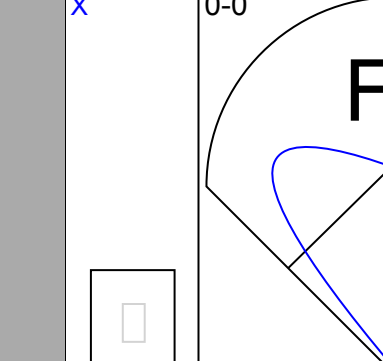
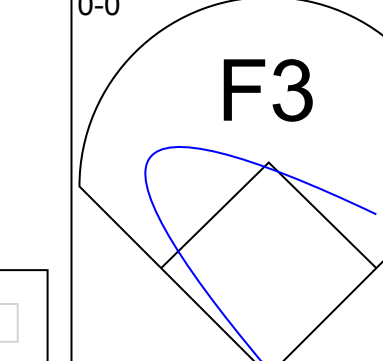
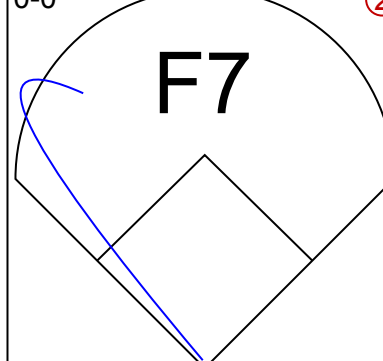
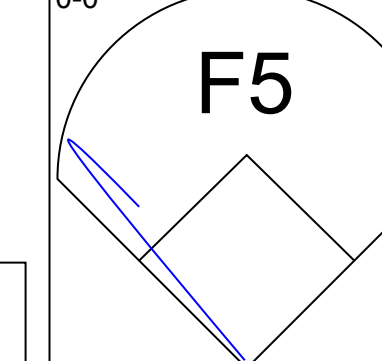
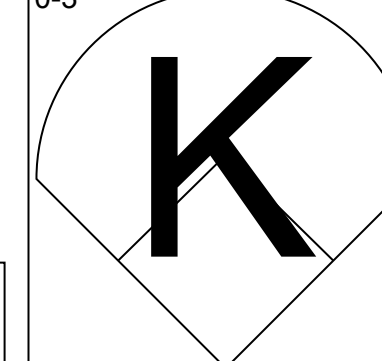
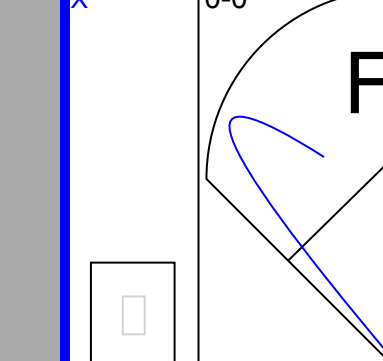
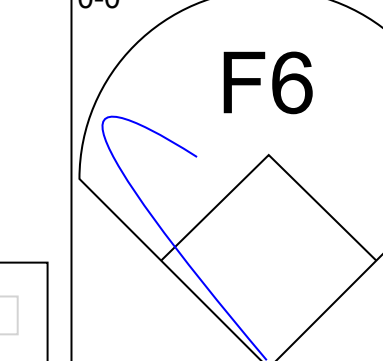

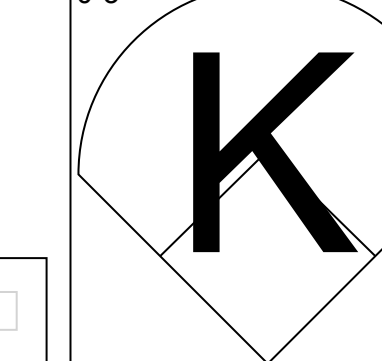
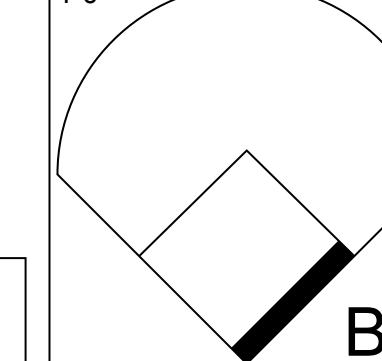

livebaseballscores.com

AB 33
R 2
H 7
RBI 2
BB 0
SO 0
LOB 11



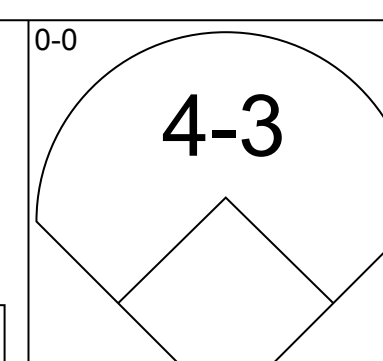
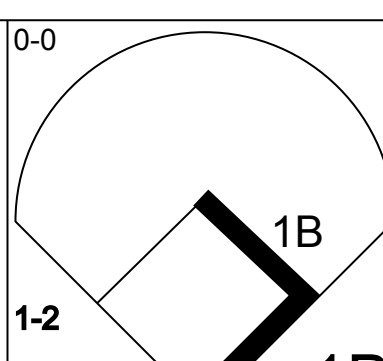
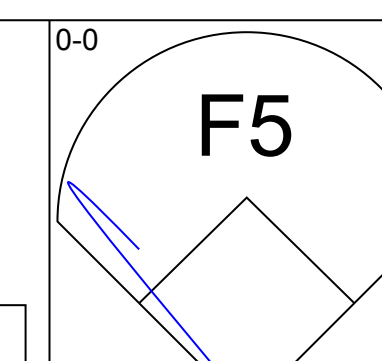
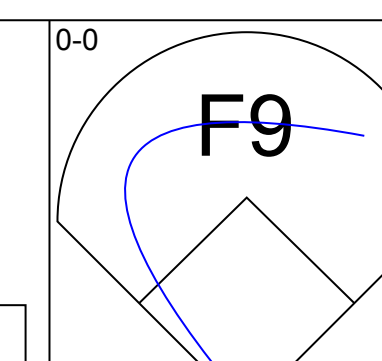
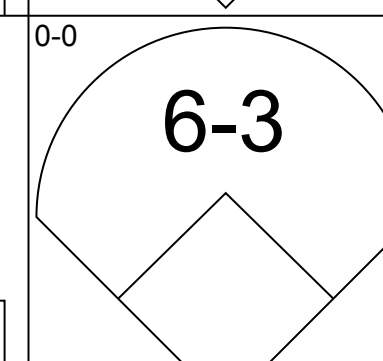
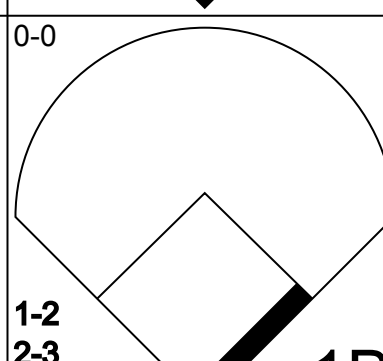
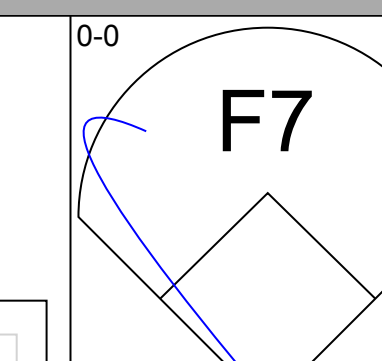
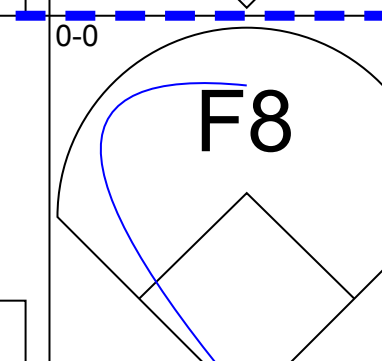
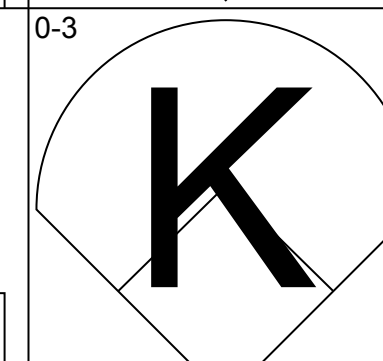
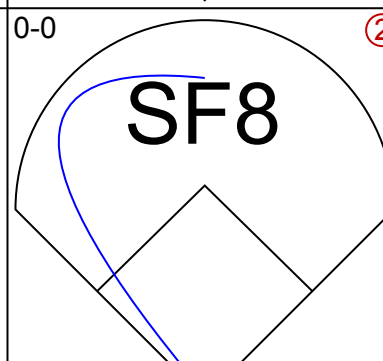
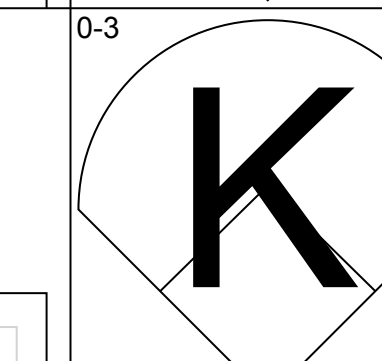
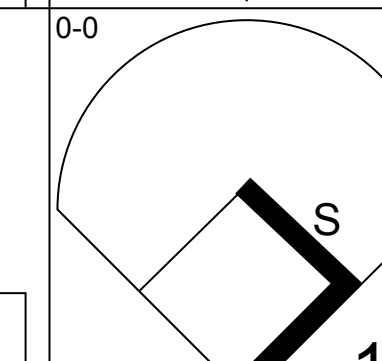
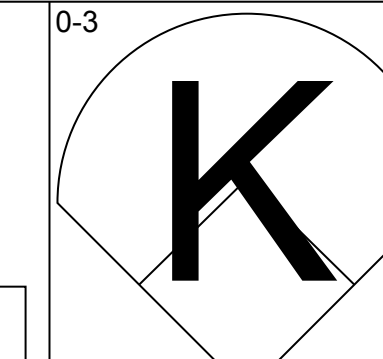
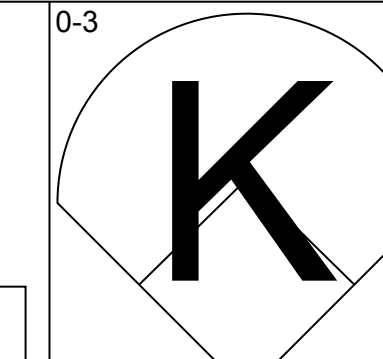
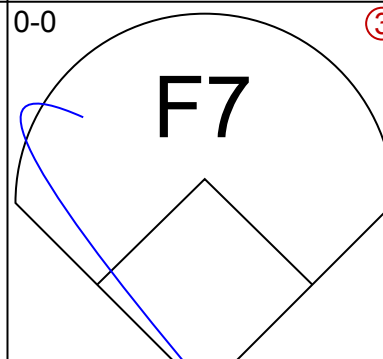
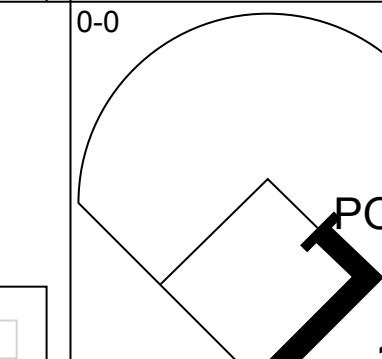
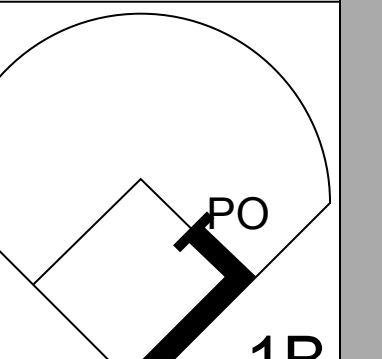
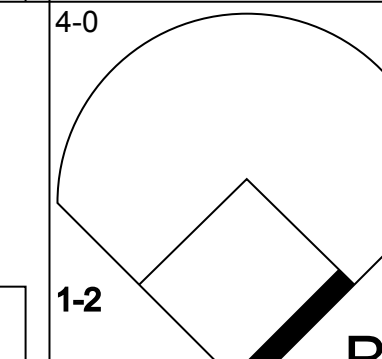

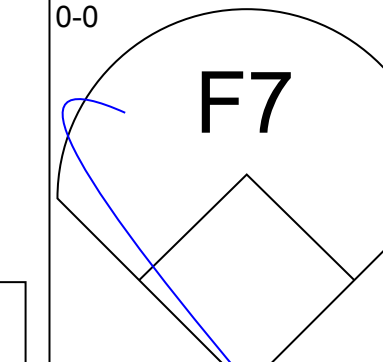
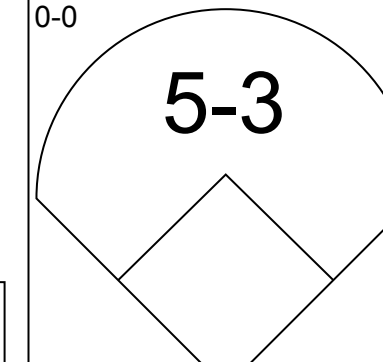
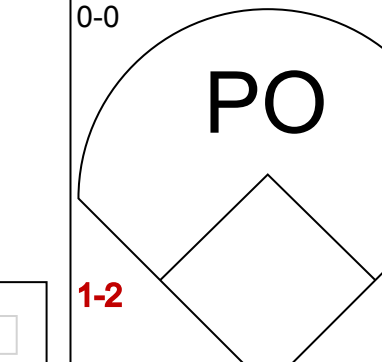
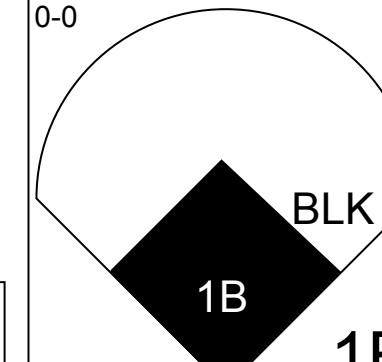
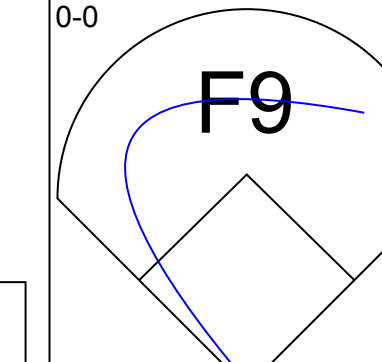

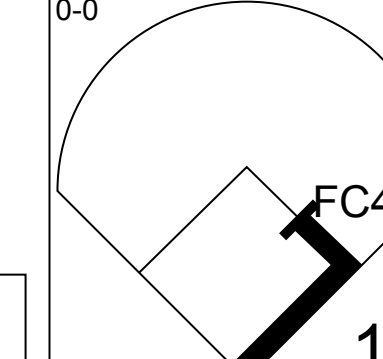

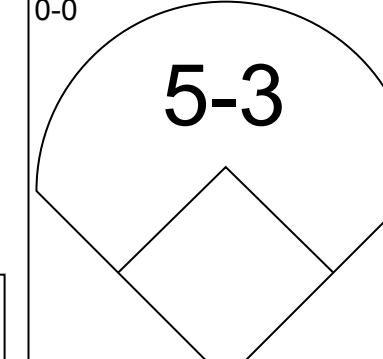
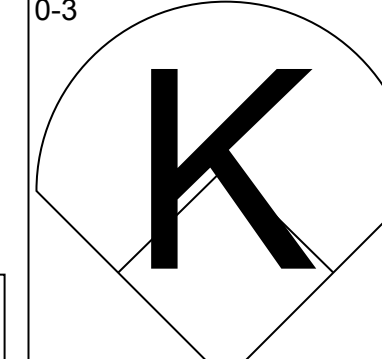
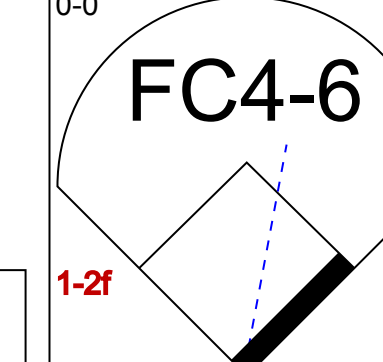

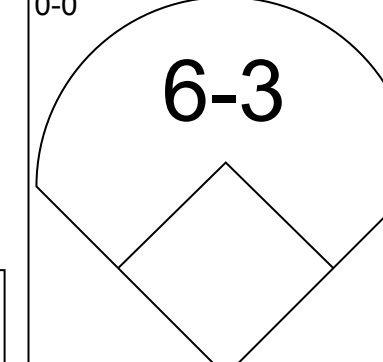
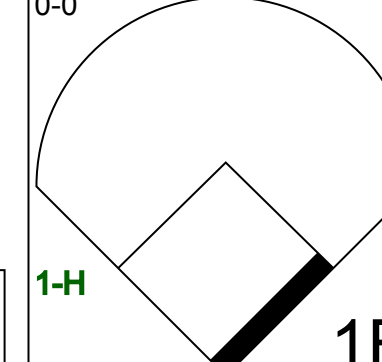


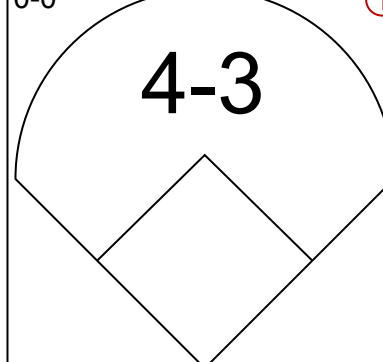
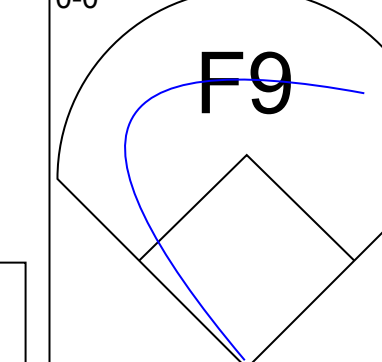
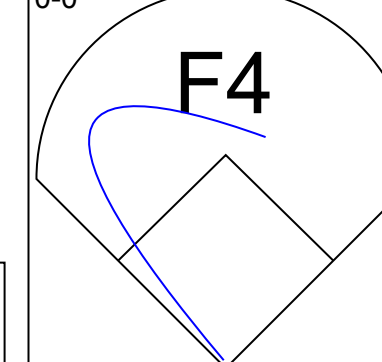


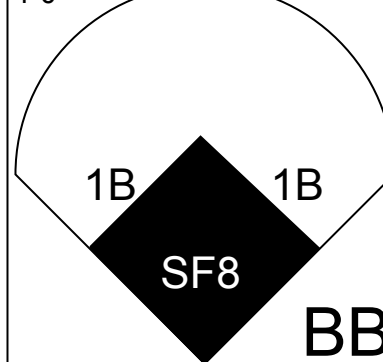

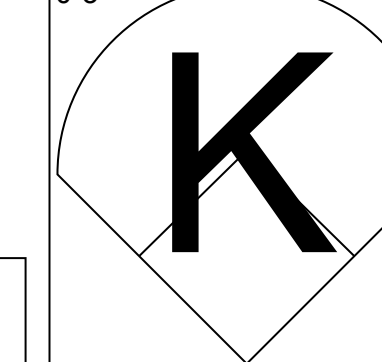
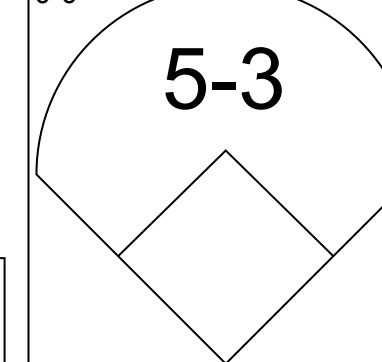


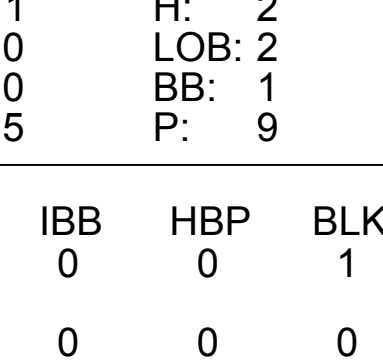
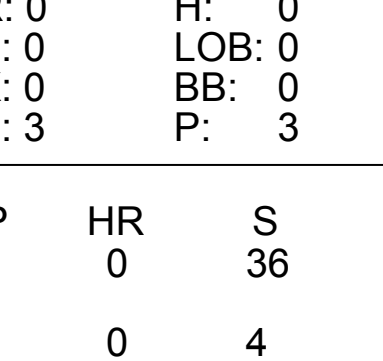
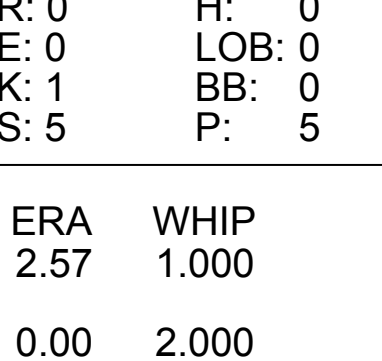
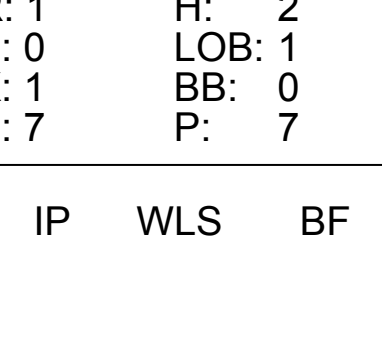
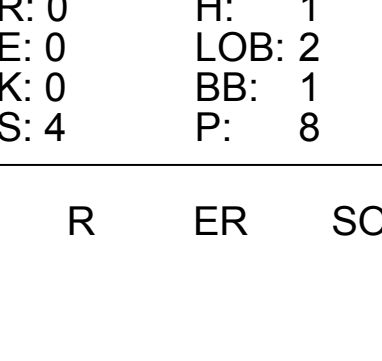

Batter	1	2	3	4	5	6	7	8	9	AB	R	H	RBI	BB	SO	LOB	TOP			
Larry Lintz, S OBP: 0.335, SLG: 0.286 (1,4)	F5		L1-3			4-3			K	4	0	0	0	0	1	1	Montreal Expos @ San Francisco Giants Candlestick Park, San Francisco, CA Sun Jul 21 1974, 6:33 AM EDT Unknown livebaseballscorecards.com			
Willie Davis, L OBP: 0.348, SLG: 0.439 (1,8)	F5			F8		G1-6-3 1B			1B	4	0	2	0	0	0	0				
Ken Singleton, S OBP: 0.399, SLG: 0.391 (1,9)	3-1			G5-4-3 1B		G1-6-3			F9	4	0	1	0	0	0	2				
Ron Fairly, L OBP: 0.384, SLG: 0.448 (1,3)		F8		G5-4-3			4-3		F8	4	0	0	0	0	0	2				
Bob Bailey, R OBP: 0.404, SLG: 0.444 (1,5)		PO 1B BB			F8		K			2	0	0	0	1	1	0				
Mike Jorgensen, L OBP: 0.407, SLG: 0.465 (1,7)					4-3		4-3			3	0	1	0	0	0	0				
Bob Stinson, S OBP: 0.353, SLG: 0.316 (1,2)								1-3		3	0	1	0	0	0	2				
Pepe Frias, R OBP: 0.275, SLG: 0.307 (1,6)	PO		FC1-6 1B				4-3		4-3	2	0	1	0	1	0	0				
Steve Renko, R OBP: 0.259, SLG: 0.269 (8, PH)			FC1-6						K	2	0	0	0	0	1	3				
Jose Morales, R OBP: 0.400, SLG: 0.700 Don Carrithers, R (8, 1)			L1-3						K	1	0	0	0	0	1	0				
										0	0	0	0	0	0	0				
Inning Stats	R: 0 E: 0 K: 0 S: 3	H: 0 LOB: 0 BB: 0 P: 3	R: 0 E: 0 K: 0 S: 3	H: 1 LOB: 1 BB: 1 P: 7	R: 0 E: 0 K: 0 S: 3	H: 1 LOB: 0 BB: 0 P: 3	R: 0 E: 0 K: 0 S: 3	H: 1 LOB: 0 BB: 0 P: 3	R: 0 E: 0 K: 1 S: 6	H: 1 LOB: 2 BB: 1 P: 10	R: 0 E: 0 K: 0 S: 5	H: 0 LOB: 0 BB: 0 P: 5	R: 0 E: 0 K: 1 S: 5	H: 0 LOB: 0 BB: 0 P: 5	R: 0 E: 0 K: 1 S: 6	H: 1 LOB: 1 BB: 0 P: 6	1B: 6 2B: 1 3B: 0 HR: 0	SF: 0 SAC: 0 DP: 3 HBP: 0	WP: 0 PB: 0 SB: 0 CS: 0	PA: 32
PITCHER Jim Barr, R ERA: 2.47 (1,1)	IP: 9.0 WLS: W BF: 31 H: 6 R: 0 ER: 0 SO: 4 BB: 2 IBB: 0 HBP: 0 BLK: 0 WP: 0 HR: 0 S: 37 P: 45 ERA: 0.00 WHIP: 0.889																			

Batter	1	2	3	4	5	6	7	8	9	AB	R	H	RBI	BB	SO	LOB	BOTTOM			
Mike Phillips, L OBP: 0.281, SLG: 0.276 (1,5)	CS 1B		F8			4-3			E 1B	4	0	2	1	0	0	0	Montreal Expos @ San Francisco Giants Candlestick Park, San Francisco, CA Sun Jul 21 1974, 6:33 AM EDT Unknown livebaseballscorecards.com			
Chris Speier, R OBP: 0.323, SLG: 0.339 (1,6)	5-3		4-3			6-3		F5		4	0	0	0	0	0	3				
Garry Maddox, R OBP: 0.337, SLG: 0.440 (1,8)	HR		K			F9		SF8		3	1	1	2	0	1	0				
Bobby Bonds, R OBP: 0.364, SLG: 0.450 (1,9)	BB 1B			F4		SF7 3B		1-3		4	1	2	0	0	0	1				
Gary Matthews, R OBP: 0.361, SLG: 0.433 (1,7)	1-2 BB			F6		SF7				1	0	0	1	1	0	0				
Ed Goodson, L OBP: 0.359, SLG: 0.435 (1,3)	K			F7		1-3				3	0	0	0	0	1	2				
Tito Fuentes, S OBP: 0.237, SLG: 0.236 (1,4)		F9			G3			F8		3	0	0	0	0	0	0				
Dave Rader, L OBP: 0.360, SLG: 0.350 (1,2)		4-3			F8			1B 1B 1B		3	1	1	0	0	0	0				
Jim Barr, R OBP: 0.289, SLG: 0.314 (1,1)			K		F7			1B SF8 1B		3	1	1	0	0	1	0				
Inning Stats	R: 1 E: 0 K: 1 S: 7	H: 3 LOB: 2 BB: 1 P: 11	R: 0 E: 0 K: 1 S: 5	H: 0 LOB: 0 BB: 0 P: 5	R: 0 E: 0 K: 1 S: 5	H: 0 LOB: 0 BB: 0 P: 5	R: 0 E: 0 K: 0 S: 3	H: 0 LOB: 0 BB: 0 P: 3	R: 0 E: 0 K: 0 S: 3	H: 0 LOB: 0 BB: 0 P: 3	R: 1 E: 0 K: 0 S: 4	H: 1 LOB: 0 BB: 0 P: 4	R: 2 E: 1 K: 0 S: 6	H: 3 LOB: 1 BB: 0 P: 6	R: 2 E: 1 K: 0 S: 6	H: 3 LOB: 1 BB: 0 P: 6	1B: 5 2B: 0 3B: 1 HR: 1	SF: 2 SAC: 0 DP: 0 HBP: 0	WP: 0 PB: 0 SB: 0 CS: 1	PA: 31
PITCHER Steve Renko, R ERA: 4.02 Don Carrithers, R ERA: 2.35 (8, 1)	IP: 7.0 WLS: L BF: 25 H: 4 R: 2 ER: 2 SO: 3 BB: 1 IBB: 0 HBP: 0 BLK: 0 WP: 0 HR: 1 S: 30 P: 34 ERA: 2.57 WHIP: 0.714																			

Batter	1	2	3	4	5	6	7	8	9	AB	R	H	RBI	BB	SO	LOB	TOP				
Larry Lintz, S OBP: 0.333, SLG: 0.281 (1, 4)										3	0	0	0	1	1	1	Montreal Expos @ San Francisco Giants Candlestick Park, San Francisco, CA Sun Jul 21 1974, 6:38 AM EDT Att: 8,007 - Unknown				
Willie Davis, L OBP: 0.345, SLG: 0.434 (1, 8)										4	0	0	0	0	1	2					
Ken Singleton, S OBP: 0.397, SLG: 0.387 (1, 9)										3	0	0	0	1	2	2					
Ron Fairly, L OBP: 0.390, SLG: 0.449 (1, 3)										2	0	1	0	2	0	0					
Bob Bailey, R OBP: 0.400, SLG: 0.438 (1, 5)										4	0	0	0	0	0	4					
Mike Jorgensen, L OBP: 0.410, SLG: 0.470 (1, 7)										3	0	1	0	1	1	0					
Barry Foote, R OBP: 0.302, SLG: 0.362 (1, 2)										4	0	0	0	0	0	4					
Tim Foli, R OBP: 0.284, SLG: 0.282 (1, 6)										3	0	0	0	0	1	2					
Boots Day, L OBP: 0.250, SLG: 0.203 (9, PH)										0	0	0	0	1	0	0					
Steve Rogers, R OBP: 0.246, SLG: 0.189 (1, 1)										2	0	0	0	0	2	0					
Ron Hunt, R OBP: 0.377, SLG: 0.301 (8, PH)										0	0	0	0	1	0	0					
John Montague, R OBP: 0.273, SLG: 0.111 (8, 1)										0	0	0	0	0	0	0					
Inning Stats	R: 0 E: 0 K: 2 S: 7	H: 0 LOB: 0 BB: 7	R: 0 E: 0 K: 1 S: 5	H: 0 LOB: 0 BB: 5	R: 0 E: 0 K: 1 S: 5	H: 0 LOB: 2 BB: 13	R: 0 E: 0 K: 0 S: 3	H: 0 LOB: 0 BB: 3	R: 0 E: 0 K: 2 S: 7	H: 1 LOB: 2 BB: 11	R: 0 E: 0 K: 1 S: 6	H: 0 LOB: 1 BB: 10	R: 0 E: 0 K: 0 S: 3	H: 0 LOB: 1 BB: 7	R: 0 E: 0 K: 0 S: 4	H: 1 LOB: 2 BB: 8	1B: 1 2B: 1 3B: 0 HR: 0	SF: 0 SAC: 0 DP: 0 HBP: 0	WP: 0 PB: 0 SB: 0 CS: 0	PA: 35	
PITCHER	IP	WLS	BF	H	R	ER	SO	BB	IBB	HBP	BLK	WP	HR	S	P	ERA	WHIP				
John D'Acquisto, R ERA: 3.18 (1, 1)	8.0	W	30	1	0	0	8	5	0	0	0	0	0	41	61	0.00	0.750				
Elias Sosa, R ERA: 2.39 (9, 1)	1.0	S	5	1	0	0	0	1	0	0	0	0	0	4	8	0.00	2.000				

AB 29
R 0
H 2
RBI 0
BB 6
SO 8
LOB 17



Batter	1	2	3	4	5	6	7	8	9	AB	R	H	RBI	BB	SO	LOB	BOTTOM				
Mike Phillips, L OBP: 0.280, SLG: 0.275 (1, 5)										4	0	1	0	0	0	0	Montreal Expos @ San Francisco Giants Candlestick Park, San Francisco, CA Sun Jul 21 1974, 6:38 AM EDT Att: 8,007 - Unknown				
Chris Speier, R OBP: 0.322, SLG: 0.338 (1, 6)										4	0	1	0	0	0	0					
Garry Maddox, R OBP: 0.336, SLG: 0.439 (1, 8)										3	0	1	1	0	2	0					
Bobby Bonds, R OBP: 0.366, SLG: 0.449 (1, 9)										3	0	1	0	1	1	2					
Gary Matthews, R OBP: 0.360, SLG: 0.431 (1, 7)										4	1	1	0	0	0	2					
Ed Goodson, L OBP: 0.358, SLG: 0.434 (1, 3)										3	0	1	0	0	1	1					
Chris Arnold, R OBP: 0.333, SLG: 0.396 (1, 4)										3	0	1	1	0	0	1					
Dave Rader, L OBP: 0.354, SLG: 0.344 (1, 2)										3	0	0	0	0	0	1					
John D'Acquisto, R OBP: 0.264, SLG: 0.244 (1, 1)										2	1	0	0	1	1	1					
Elias Sosa, R OBP: 0.111, SLG: 0.111 (9, 1)										0	0	0	0	0	0	0					
Inning Stats	R: 0 E: 0 K: 1 S: 5	H: 1 LOB: 1 BB: 0 P: 6	R: 1 E: 0 K: 0 S: 5	H: 2 LOB: 2 BB: 1 P: 9	R: 0 E: 0 K: 0 S: 3	H: 0 LOB: 0 BB: 3	R: 0 E: 0 K: 1 S: 5	H: 0 LOB: 0 BB: 5	R: 0 E: 0 K: 1 S: 7	H: 2 LOB: 1 BB: 7	R: 1 E: 0 K: 0 S: 4	H: 1 LOB: 2 BB: 1 P: 8	R: 0 E: 0 K: 0 S: 4	H: 1 LOB: 2 BB: 1 P: 8	1B: 7 2B: 0 3B: 0 HR: 0	SF: 1 SAC: 0 DP: 0 HBP: 0	WP: 0 PB: 0 SB: 1 CS: 0	PA: 33			
PITCHER	IP	WLS	BF	H	R	ER	SO	BB	IBB	HBP	BLK	WP	HR	S	P	ERA	WHIP				
Steve Rogers, R ERA: 4.63 (1, 1)	7.0	L	27	6	2	2	5	1	0	0	1	0	0	36	40	2.57	1.000				
John Montague, R ERA: 2.33 (8, 1)	1.0		5	1	0	0	0	1	0	0	0	0	0	4	8	0.00	2.000				

AB 29
R 2
H 7
RBI 2
BB 2
SO 5
LOB 8



Batter	1	2	3	4	5	6	7	8	9	AB	R	H	RBI	BB	SO	LOB	TOP										
Rennie Stennett, R (1,4) OBP: 0.311, SLG: 0.358	4-3		5-3		4-3		5-3			4	0	0	0	0	0	2	Pittsburgh Pirates @ Montreal Expos Jarry Park, Montreal, QB Thu Jul 25 1974, 7:05 PM EDT Att: 27,283 - Unknown										
Richie Hebner, L (1,5) Art Howe, R (1,PH) OBP: 0.359, SLG: 0.484 OBP: 0.500, SLG: 0.800	1B		2B			F7		1B		0	0	0	0	0	0	0											
Al Oliver, L (1,8) OBP: 0.326, SLG: 0.466	K		FC6-4 BB		4-3			G4-6-3 1B		3	0	1	1	1	1	1											
Willie Stargell, L (1,7) OBP: 0.396, SLG: 0.552	K		FC6-4 1-2			HR		G4-6-3 1-2		4	1	1	1	0	1	4											
Richie Zisk, R (1,9) Gene Clines, R (9,9) OBP: 0.391, SLG: 0.498 OBP: 0.314, SLG: 0.265		3-1		6-3		F9		F8		4	0	0	0	0	0	0											
Bob Robertson, R (1,3) OBP: 0.293, SLG: 0.469		5-3		5-3				F9		4	0	0	0	0	0	0											
Manny Sanguillen, R (1,2) OBP: 0.303, SLG: 0.380		HR		F4				5-3		4	1	1	1	0	0	0											
Frank Taveras, R (1,6) OBP: 0.290, SLG: 0.284		4-3			4-3		1B BB	1-3		3	0	0	0	1	0	0											
Jerry Reuss, L (1,1) Dave Giusti, R (9,1) OBP: 0.327, SLG: 0.265 OBP: 0.125, SLG: 0.125			6-3		K		1-2 1B			3	0	1	0	0	1	0											
										0	0	0	0	0	0	0											
Inning Stats	R: 0 E: 0 K: 2 S: 8	H: 1 LOB: 1 BB: 0 P: 8	R: 1 E: 0 K: 0 S: 4	H: 1 LOB: 0 BB: 0 P: 4	R: 0 E: 0 K: 0 S: 4	H: 1 LOB: 2 BB: 1 P: 8	R: 0 E: 0 K: 0 S: 3	H: 0 LOB: 0 BB: 0 P: 3	R: 0 E: 0 K: 1 S: 5	H: 0 LOB: 0 BB: 0 P: 5	R: 1 E: 0 K: 0 S: 4	H: 1 LOB: 2 BB: 0 P: 4	R: 0 E: 0 K: 0 S: 4	H: 1 LOB: 2 BB: 0 P: 8	R: 1 E: 0 K: 0 S: 3	H: 2 LOB: 0 BB: 0 P: 4	R: 0 E: 0 K: 0 S: 3	H: 0 LOB: 0 BB: 0 P: 3	1B: 3 2B: 1 3B: 1 HR: 2	SF: 0 SAC: 0 DP: 1 HBP: 0	WP: 0 PB: 0 SB: 0 CS: 0	PA: 35					
PITCHER	IP	WLS	BF	H	R	ER	SO	BB	IBB	HBP	BLK	WP	HR	S	P	ERA	WHIP										
Steve Rogers, R (1,1) ERA: 4.57	8.0	L	32	7	3	3	3	2	0	0	0	0	2	36	44	3.38	1.125										
Chuck Taylor, R (9,1) ERA: 2.33	1.0		3	0	0	0	0	0	0	0	0	0	0	3	3	0.00	0.000										

Batter	1	2	3	4	5	6	7	8	9	AB	R	H	RBI	BB	SO	LOB	BOTTOM										
Ron Hunt, R (1,5) OBP: 0.392, SLG: 0.313	FC5-4 BB		1-3			1B BB		1B		3	1	2	0	1	0	0	Pittsburgh Pirates @ Montreal Expos Jarry Park, Montreal, QB Thu Jul 25 1974, 7:05 PM EDT Att: 27,283 - Unknown										
Tim Foli, R (1,6) OBP: 0.283, SLG: 0.275	B1			5-3		1B BB		F6		3	0	0	0	1	0	2											
Willie Davis, L (1,8) OBP: 0.339, SLG: 0.426	FC5-4 1-2 WP			4-3		1-3 2-H 1B		K		4	0	1	1	0	1	2											
Bob Bailey, R (1,7) OBP: 0.399, SLG: 0.448	5-3			4-3		K		HR		4	1	1	1	0	1	3											
Hal Breeden, R (1,3) Larry Lintz, S (9,PR) OBP: 0.305, SLG: 0.352 OBP: 0.333, SLG: 0.281		G5-4-3 BB		K		F9		CS 1B		3	0	1	0	1	1	2											
Ken Singleton, S (1,9) OBP: 0.392, SLG: 0.379		K		F4				L9		4	0	0	0	0	1	2											
Barry Foote, R (1,2) Mike Jorgensen, L (9,PH) OBP: 0.305, SLG: 0.366 OBP: 0.419, SLG: 0.500		G5-4-3 1-2			1B			1B		3	0	1	0	0	0	1											
Pepe Frias, R (1,4) Ron Fairly, L (9,PH) OBP: 0.276, SLG: 0.305 OBP: 0.388, SLG: 0.446				F9		1-3		F8		1	0	0	0	0	1	1											
Steve Rogers, R (1,1) Ron Woods, R (8,PH) Chuck Taylor, R (9,1) OBP: 0.237, SLG: 0.182 OBP: 0.304, SLG: 0.206 OBP: 0.333, SLG: 0.500				K		4-3		5-3		2	0	0	0	0	1	0											
										1	0	0	0	0	0	0											
										0	0	0	0	0	0	0											
Inning Stats	R: 0 E: 0 K: 0 S: 3	H: 0 LOB: 1 BB: 1 P: 7	R: 0 E: 0 K: 1 S: 4	H: 0 LOB: 0 BB: 0 P: 8	R: 0 E: 0 K: 1 S: 5	H: 0 LOB: 0 BB: 0 P: 5	R: 0 E: 0 K: 0 S: 3	H: 0 LOB: 0 BB: 0 P: 3	R: 0 E: 0 K: 1 S: 6	H: 1 LOB: 1 BB: 0 P: 6	R: 1 E: 0 K: 1 S: 7	H: 2 LOB: 2 BB: 1 P: 11	R: 0 E: 0 K: 0 S: 3	H: 0 LOB: 0 BB: 0 P: 3	R: 0 E: 0 K: 1 S: 6	H: 1 LOB: 1 BB: 0 P: 6	R: 1 E: 0 K: 0 S: 5	H: 3 LOB: 1 BB: 0 P: 5	1B: 6 2B: 0 3B: 0 HR: 1	SF: 0 SAC: 0 DP: 1 HBP: 0	WP: 1 PB: 0 SB: 0 CS: 1	PA: 35					
PITCHER	IP	WLS	BF	H	R	ER	SO	BB	IBB	HBP	BLK	WP	HR	S	P	ERA	WHIP										
Jerry Reuss, L (1,1) ERA: 3.55	8.1	W	33	6	2	2	5	3	0	0	0	0	1	40	52	2.16	1.080										
Dave Giusti, R (9,1) ERA: 3.2	0.2	S	2	1	0	0	0	0	0	0	0	0	0	2	2	0.00	1.500										



Batter	1	2	3	4	5	6	7	8	9	AB	R	H	RBI	BB	SO	LOB	TOP									
Rennie Stennett, R OBP: 0.308, SLG: 0.354	F4	F8			4-3			F4		4	0	0	0	0	0	2										
Art Howe, R OBP: 0.357, SLG: 0.571	F4		F8			4-1		6-3		4	0	0	0	0	0	0										
Al Oliver, L OBP: 0.325, SLG: 0.463	3B		K			F5		K		4	1	1	0	0	2	0										
Willie Stargell, L OBP: 0.397, SLG: 0.558	1B		F7						5-3	4	1	2	1	0	0	0										
Richie Zisk, R OBP: 0.389, SLG: 0.495									6-3	4	0	1	1	0	1	1										
Gene Clines, R OBP: 0.314, SLG: 0.265					K				6-3	0	0	0	0	0	0	0										
Bob Robertson, R OBP: 0.298, SLG: 0.492	6-3				6-3					4	1	2	1	0	0	1										
Manny Sanguillen, R OBP: 0.299, SLG: 0.375			4-3		4-3			5-3		4	0	0	0	0	0	1										
Frank Taveras, R OBP: 0.291, SLG: 0.285			6-3					6-3		3	0	1	0	0	0	0										
Dock Ellis, S OBP: 0.351, SLG: 0.258						CS																				
Ramon Hernandez, S OBP: 0.314, SLG: 0.265						SH2-4																				
Inning Stats	R: 2 E: 0 K: 0 S: 6	H: 3 LOB: 1 BB: 0 P: 6	R: 0 E: 0 K: 0 S: 3	H: 0 LOB: 1 BB: 1 P: 7	R: 0 E: 0 K: 1 S: 5	H: 0 LOB: 0 BB: 0 P: 5	R: 0 E: 0 K: 1 S: 5	H: 0 LOB: 0 BB: 0 P: 5	R: 0 E: 0 K: 0 S: 4	H: 1 LOB: 0 BB: 0 P: 3	R: 0 E: 0 K: 0 S: 4	H: 1 LOB: 1 BB: 0 P: 4	R: 1 E: 0 K: 0 S: 4	H: 1 LOB: 0 BB: 0 P: 4	R: 0 E: 0 K: 1 S: 5	H: 0 LOB: 0 BB: 0 P: 5	R: 0 E: 0 K: 0 S: 4	H: 1 LOB: 1 BB: 0 P: 4	R: 0 E: 0 K: 0 S: 4	H: 1 LOB: 0 BB: 0 P: 4	R: 0 E: 0 K: 0 S: 4	H: 1 LOB: 1 BB: 0 P: 4	1B: 5 2B: 0 3B: 1 HR: 1	SF: 0 SAC: 1 DP: 0 HBP: 0	WP: 0 PB: 0 SB: 0 CS: 1	PA: 34
PITCHER Dennis Blair, R ERA: 2.79	IP: 9.0 WLS: L BF: 34 H: 7 R: 3 ER: 3 SO: 3 BB: 1 IBB: 0 HBP: 0 BLK: 0 WP: 0 HR: 1 S: 39 P: 43 ERA: 3.00 WHIP: 0.889															PITCHER	IP: 9.0 WLS: L BF: 34 H: 7 R: 3 ER: 3 SO: 3 BB: 1 IBB: 0 HBP: 0 BLK: 0 WP: 0 HR: 1 S: 39 P: 43 ERA: 3.00 WHIP: 0.889									

Pittsburgh Pirates @ Montreal Expos
 Jarry Park, Montreal, QB
 Fri Jul 26 1974, 7:05 PM EDT
 Att: 22,278 - Unknown

AB 32
 R 3
 H 7
 RBI 3
 BB 1
 SO 3
 LOB 5



Batter	1	2	3	4	5	6	7	8	9	AB	R	H	RBI	BB	SO	LOB	BOTTOM					
Ron Hunt, R OBP: 0.390, SLG: 0.312	6-3		5-3			5-3			1B	4	0	1	0	0	0	0						
Larry Lintz, S OBP: 0.337, SLG: 0.286	1-3				F8			6-3	1B	4	0	2	0	0	0	0						
Willie Davis, L OBP: 0.338, SLG: 0.424	3-1				G6-4-3			G3	1B	4	0	1	0	0	0	3						
Ken Singleton, S OBP: 0.388, SLG: 0.375			F6		G6-4-3			6-3	K	4	0	0	0	0	1	4						
Ron Fairly, L OBP: 0.383, SLG: 0.439			F8			4-3		4-3		3	0	0	0	0	0	1						
Mike Jorgensen, L OBP: 0.417, SLG: 0.492						6-3			F9	2	0	0	0	1	0	0						
Tim Foli, R OBP: 0.283, SLG: 0.276									F6	3	0	1	0	0	0	1						
Barry Foote, R OBP: 0.303, SLG: 0.362										2	0	0	0	0	1	0						
Boots Day, L OBP: 0.246, SLG: 0.200									G5-4-3	1	0	0	0	0	0	1						
Bob Stinson, S OBP: 0.353, SLG: 0.316										0	0	0	0	0	0	0						
Dennis Blair, R OBP: 0.185, SLG: 0.125										2	0	0	0	0	1	0						
Bob Bailey, R OBP: 0.398, SLG: 0.446									F9	1	0	0	0	0	1	0						
Inning Stats	R: 0 E: 0 K: 0 S: 3	H: 0 LOB: 0 BB: 0 P: 3	R: 0 E: 0 K: 0 S: 3	H: 0 LOB: 1 BB: 1 P: 7	R: 0 E: 0 K: 1 S: 5	H: 0 LOB: 0 BB: 0 P: 5	R: 0 E: 0 K: 0 S: 3	H: 1 LOB: 0 BB: 0 P: 3	R: 0 E: 0 K: 0 S: 3	H: 0 LOB: 0 BB: 0 P: 3	R: 0 E: 0 K: 1 S: 5	H: 0 LOB: 0 BB: 0 P: 5	R: 0 E: 0 K: 0 S: 4	H: 1 LOB: 1 BB: 0 P: 4	R: 0 E: 0 K: 0 S: 3	H: 1 LOB: 0 BB: 0 P: 3	R: 0 E: 0 K: 2 S: 9	H: 2 LOB: 2 BB: 0 P: 9	1B: 5 2B: 0 3B: 0 HR: 0	SF: 0 SAC: 0 DP: 2 HBP: 0	WP: 0 PB: 0 SB: 0 CS: 0	PA: 31
PITCHER Dock Ellis, R ERA: 3.71	IP: 8.1 WLS: W BF: 29 H: 5 R: 0 ER: 0 SO: 3 BB: 1 IBB: 0 HBP: 0 BLK: 0 WP: 0 HR: 0 S: 34 P: 38 ERA: 0.00 WHIP: 0.720															PITCHER	IP: 0.2 WLS: S BF: 2 H: 0 R: 0 ER: 0 SO: 1 BB: 0 IBB: 0 HBP: 0 BLK: 0 WP: 0 HR: 0 S: 4 P: 4 ERA: 0.00 WHIP: 0.000					

Pittsburgh Pirates @ Montreal Expos
 Jarry Park, Montreal, QB
 Fri Jul 26 1974, 7:05 PM EDT
 Att: 22,278 - Unknown

AB 30
 R 0
 H 5
 RBI 0
 BB 1
 SO 4
 LOB 10



Batter	1	2	3	4	5	6	7	8	9	AB	R	H	RBI	BB	SO	LOB	TOP			
Ron Hunt, R OBP: 0.388, SLG: 0.311 (1, 5)	6-3		K			F8		SF9 E 1B		4	1	1	1	0	1	0				
Larry Lintz, S OBP: 0.330, SLG: 0.280 (1, 4)	1-3		G3			F8		E6 1B		4	0	0	1	0	0	2				
Willie Davis, L OBP: 0.337, SLG: 0.426 (1, 8)	E 2B			K			K	SF9		3	1	1	1	0	2	0				
Bob Bailey, R OBP: 0.397, SLG: 0.444 (1, 7)	E6 FC6-4 2H			K			L4	1B		4	0	1	1	0	1	0				
Ron Fairly, L OBP: 0.377, SLG: 0.430 Dale Murray, R (8, 1)	FC6-4 1-2			3-1			F8	F8		4	0	0	0	0	0	3				
Ken Singleton, S OBP: 0.387, SLG: 0.371 (1, 9)		4-3				G3		FC3-6 BB	6-3	3	0	0	0	1	0	0				
Bob Stinson, S OBP: 0.333, SLG: 0.295 (1, 2)		F9				6-3		FC3-6 PB HBP 1B 1-2	K	4	1	0	0	0	1	1				
Tim Foli, R OBP: 0.286, SLG: 0.276 (1, 6)		F8				1-3		1B PB E HBP	1B	3	1	1	0	0	0	0				
Mike Torrez, R OBP: 0.190, SLG: 0.077 Boo Gentry, L OBP: 0.297, SLG: 0.197 Donald Deshaies, R OBP: 0.272, SLG: 0.111 John Montague, R OBP: 0.272, SLG: 0.111 Mike Jorgensen, L OBP: 0.416, SLG: 0.466 (5, PH) (6, 1) (7, 1) (8, PH) (8, 3)			F7			L5		E 1B SF9 BB	4-3	1	0	0	0	0	0	0				
Inning Stats	R: 1 E: 1 K: 0 S: 5	H: 1 LOB: 1 BB: 0 P: 5	R: 0 E: 0 K: 0 S: 3	H: 0 LOB: 0 BB: 0 P: 3	R: 0 E: 0 K: 1 S: 5	H: 0 LOB: 0 BB: 0 P: 5	R: 0 E: 0 K: 2 S: 7	H: 0 LOB: 0 BB: 0 P: 7	R: 0 E: 0 K: 0 S: 3	H: 0 LOB: 0 BB: 0 P: 3	R: 0 E: 0 K: 1 S: 5	H: 0 LOB: 0 BB: 0 P: 5	R: 4 E: 1 K: 0 S: 6	H: 2 LOB: 2 BB: 2 P: 15	R: 0 E: 0 K: 1 S: 6	H: 1 LOB: 1 BB: 0 P: 6	1B: 3 2B: 1 3B: 0 HR: 0	SF: 1 SAC: 0 DP: 0 HBP: 1	WP: 0 PB: 1 SB: 0 CS: 0	PA: 36
PITCHER	IP WLS BF H R ER SO BB IBB HBP BLK WP HR S P ERA WHIP	IP WLS BF H R ER SO BB IBB HBP BLK WP HR S P ERA WHIP																		
Bob Apodaca, R ERA: 4.83 Jack Aker, R ERA: 2.95	(1, 1) 7.1 W 28 2 5 2 4 2 0 1 0 0 0 33 42 2.46 0.545	(8, 1) 1.2 8 2 0 0 1 0 0 0 0 0 0 10 10 0.00 1.200																		

Montreal Expos @ New York Mets
Shea Stadium, Flushing, NY
Sat Jul 27 1974, 7:05 PM EDT
Att: 32,565 - Unknown

AB	32
R	5
H	4
RBI	4
BB	2
SO	5
LOB	7



Batter	1	2	3	4	5	6	7	8	9	AB	R	H	RBI	BB	SO	LOB	BOTTOM			
Wayne Garrett, L OBP: 0.299, SLG: 0.315 (1, 5)	P6	P6		FC6 1-2		SH2-4	E3 FC6-4			4	0	0	0	0	0	3				
Jerry Grote, R OBP: 0.350, SLG: 0.371 (1, 2)	BB 1B BB	6-3		SF8		G3	FC6-4 1-2			3	1	0	1	1	0	3				
John Milner, L OBP: 0.328, SLG: 0.415 (1, 3)	K			1B 2B		P4		4-3		5	1	1	0	0	2	3				
Rusty Staub, L OBP: 0.353, SLG: 0.435 (1, 9)	1B 1B BB			P6			1B 2B 1B	3-1 1B		4	3	3	1	1	0	1				
Ed Kranepool, L OBP: 0.468, SLG: 0.524 Dave Schneck, L OBP: 0.257, SLG: 0.327 (7, PR) (8, 7)	1B BB				4-3		2B SF9 1B	3-1		4	0	3	2	0	0	0				
Ken Boswell, L OBP: 0.278, SLG: 0.289 Bud Harrelson, S OBP: 0.400, SLG: 0.299 (9, 6)	1-3 2H			1B		F8		4-3		4	1	1	1	1	0	2				
Don Hahn, R OBP: 0.372, SLG: 0.425 (1, 8)				5-3			SF9 E 2B			2	0	1	1	2	0	1				
Ted Martinez, R OBP: 0.237, SLG: 0.291 (9, 4)				K			F8			4	1	1	0	0	1	7				
Bob Apodaca, R Jack Aker, R OBP: 0.500, SLG: 1.000 (8, 1)		5-3		E5 FC6 2-3		G3 SH2-4 BB	SF9 2-3 3H			2	0	0	1	1	0	1				
Inning Stats	R: 2 E: 0 K: 2 S: 9	H: 2 LOB: 3 BB: 3 P: 21	R: 0 E: 0 K: 0 S: 3	H: 0 LOB: 0 BB: 0 P: 3	R: 1 E: 0 K: 0 S: 5	H: 2 LOB: 1 BB: 0 P: 5	R: 1 E: 1 K: 0 S: 5	H: 1 LOB: 1 BB: 0 P: 5	R: 1 E: 0 K: 0 S: 4	H: 1 LOB: 1 BB: 1 P: 8	R: 0 E: 0 K: 1 S: 5	H: 0 LOB: 1 BB: 1 P: 9	R: 3 E: 1 K: 0 S: 7	H: 3 LOB: 2 BB: 1 P: 11	R: 0 E: 0 K: 0 S: 4	H: 1 LOB: 1 BB: 0 P: 4	1B: 6 2B: 3 3B: 0 HR: 1	SF: 2 SAC: 1 DP: 0 HBP: 0	WP: 0 PB: 0 SB: 0 CS: 0	PA: 42
PITCHER	IP WLS BF H R ER SO BB IBB HBP BLK WP HR S P ERA WHIP	IP WLS BF H R ER SO BB IBB HBP BLK WP HR S P ERA WHIP																		
Mike Torrez, R ERA: 4.42 Donald DeMola, R ERA: 2.65 John Montague, R ERA: 2.29 Dale Murray, R ERA: 2.25	(1, 1) 5.0 L 26 6 5 4 2 4 0 0 0 0 0 1 26 42 7.20 2.000	(6, 1) 1.0 8 3 3 2 1 2 0 0 0 0 0 0 8 16 18.00 5.000	(7, 1) 1.0 4 0 0 0 0 0 0 0 0 0 0 4 4 0.00 0.000	(8, 1) 1.0 4 1 0 0 0 0 0 0 0 0 0 4 4 0.00 1.000																

Montreal Expos @ New York Mets
Shea Stadium, Flushing, NY
Sat Jul 27 1974, 7:05 PM EDT
Att: 32,565 - Unknown

AB	33
R	8
H	10
RBI	7
BB	6
SO	3
LOB	22



Batter	1	2	3	4	5	6	7	8	9	AB	R	H	RBI	BB	SO	LOB	TOP										
Larry Lintz, S OBP: 0.330, SLG: 0.280 Jose Morales, R OBP: 0.364, SLG: 0.636 Pepe Frias, R OBP: 0.276, SLG: 0.305	0-0 2-3		0-0 1B			0-0 F8		0-0 F8		3	0	1	0	0	0	0	Montreal Expos @ New York Mets Shea Stadium, Flushing, NY Sun Jul 28 1974, 3:33 AM EDT Att: 26,306 - Unknown										
Willie Davis, L OBP: 0.334, SLG: 0.422	0-0 F9		0-3 K			0-0 F7		0-3 K		4	0	0	0	0	2	1											
Ken Singleton, S OBP: 0.385, SLG: 0.368	0-3 K		0-3 K			4-0 BB		0-0 F8		3	0	0	0	1	2	1											
Mike Jorgensen, L OBP: 0.414, SLG: 0.488		0-0 1B 2B		0-0 F9		0-0 F8		0-0 F8		4	1	1	0	0	0	1											
Bob Bailey, R OBP: 0.398, SLG: 0.444		0-0 FC5-4 2H 1B		0-0 G1-6-3 1B		0-3 K		0-0 P4		4	0	2	1	0	1	0											
Ron Fairly, L OBP: 0.376, SLG: 0.429	0-0 F3		0-0 G1-6-3 1-2			0-0 G5-3 1B		0-0 1B		3	0	1	0	0	0	2											
Barry Foote, R OBP: 0.303, SLG: 0.362	0-0 FC5-4 1-2			0-0 F7		0-0 1-2 1B		0-0 1B		3	0	1	0	0	0	1											
Tim Foli, R OBP: 0.283, SLG: 0.273	0-3 K			0-0 F8		0-0 G5-3		0-0 5-3		3	0	0	0	0	1	3											
Ernie McAnally, R OBP: 0.143, SLG: 0.122 John Montague, R OBP: 0.273, SLG: 0.111			0-3 K		0-0 P4			0-0 5-3		3	0	0	0	0	1	0											
Inning Stats	R: 0 E: 0 K: 1 S: 5	H: 0 LOB: 0 BB: 0 P: 5	R: 1 E: 0 K: 1 S: 7	H: 2 LOB: 1 BB: 0 P: 7	R: 0 E: 0 K: 3 S: 10	H: 1 LOB: 0 BB: 0 P: 10	R: 0 E: 0 K: 0 S: 3	H: 0 LOB: 0 BB: 0 P: 3	R: 0 E: 0 K: 0 S: 3	H: 0 LOB: 1 BB: 1 P: 7	R: 0 E: 0 K: 1 S: 6	H: 2 LOB: 1 BB: 0 P: 6	R: 0 E: 0 K: 1 S: 5	H: 0 LOB: 0 BB: 0 P: 5	R: 0 E: 0 K: 0 S: 3	H: 0 LOB: 0 BB: 0 P: 3	1B: 5 2B: 1 3B: 0 HR: 0	SF: 0 SAC: 0 DP: 2 HBP: 0	WP: 1 PB: 0 SB: 2 CS: 0	PA: 32							
PITCHER	IP	WLS	BF	H	R	ER	SO	BB	IBB	HBP	BLK	WP	HR	S	P	ERA	WHIP										
Harry Parker, R ERA: 3.07 Tug McGraw, L ERA: 5.25	(1, 1) (8, 1)	7.0 W	26 6	6 0	1 0	1 0	6 1	1 0	0 0	0 0	0 0	1 0	0 0	37 8	41 8	1.29 0.00	1.000 0.000										

livebaseballscores.com

AB	31
R	1
H	6
RBI	1
BB	1
SO	7
LOB	9



Batter	1	2	3	4	5	6	7	8	9	AB	R	H	RBI	BB	SO	LOB	BOTTOM										
Wayne Garrett, L OBP: 0.304, SLG: 0.318	0-0 F9		0-0 SH1-3 1B	4-0 1-2 2-3 3-1 BB		0-0 1B				3	0	2	0	1	0	0	Montreal Expos @ New York Mets Shea Stadium, Flushing, NY Sun Jul 28 1974, 3:33 AM EDT Att: 26,306 - Unknown										
Jerry Grote, R OBP: 0.346, SLG: 0.367	0-0 G3		0-0 SH1-3 1-2	0-0 FC5 2-3		0-0 6-3 1-2				3	0	0	0	0	0	4											
John Milner, L OBP: 0.327, SLG: 0.411	0-0 4-3		0-0 E4		0-0 P3		4-0 FC4-6 BB			3	0	0	0	1	0	1											
Rusty Staub, L OBP: 0.349, SLG: 0.431 Bud Harrelson, S OBP: 0.400, SLG: 0.299		0-0 3-1	0-3 K		0-0 F8		0-0 FC4-6 1B 2B			4	0	0	0	0	1	3											
Ed Kranepool, L OBP: 0.469, SLG: 0.517 Cleon Jones, R OBP: 0.339, SLG: 0.412		4-0 1B BB	0-0 L7		0-0 4-3		0-0 2B 1B			3	1	1	0	1	0	2											
Ken Boswell, L OBP: 0.291, SLG: 0.304 Dave Schneck, L OBP: 0.257, SLG: 0.327		0-0 1B 1-2 1B		4-0 1B CS BB		0-0 F8		0-0 1B 1-3 2B		3	1	2	1	1	0	0											
Don Hahn, R OBP: 0.370, SLG: 0.417	0-3 K		0-0 4-3	0-0 4-3		0-0 F9		4-0 1B IBB		3	0	0	0	1	1	3											
Ted Martinez, R OBP: 0.247, SLG: 0.301		0-0 1-2 2H 1B		0-0 BB 2-3 1B		0-0 K		0-0 K		4	0	3	3	0	1	0											
Harry Parker, R Ron Hodges, L OBP: 0.367, SLG: 0.449 Tug McGraw, R	(1, 1) (7, PH) (8, 1)	0-0 1-3		0-0 FC5 BB BB		0-3 K		0-3 K		1	0	0	0	1	0	2											
Inning Stats	R: 0 E: 0 K: 0 S: 3	H: 0 LOB: 0 BB: 0 P: 3	R: 1 E: 0 K: 1 S: 7	H: 2 LOB: 2 BB: 1 P: 11	R: 0 E: 0 K: 1 S: 7	H: 1 LOB: 3 BB: 3 P: 15	R: 0 E: 0 K: 0 S: 3	H: 0 LOB: 0 BB: 0 P: 3	R: 0 E: 0 K: 1 S: 5	H: 0 LOB: 0 BB: 0 P: 5	R: 0 E: 0 K: 1 S: 5	H: 1 LOB: 0 BB: 0 P: 5	R: 3 E: 0 K: 1 S: 7	H: 3 LOB: 2 BB: 2 P: 15	R: 0 E: 0 K: 0 S: 3	H: 0 LOB: 0 BB: 0 P: 3	1B: 7 2B: 2 3B: 0 HR: 0	SF: 0 SAC: 1 DP: 1 HBP: 0	WP: 0 PB: 0 SB: 0 CS: 1	PA: 36							
PITCHER	IP	WLS	BF	H	R	ER	SO	BB	IBB	HBP	BLK	WP	HR	S	P	ERA	WHIP										
Ernie McAnally, R ERA: 4.05 John Montague, R ERA: 2.25	(1, 1) (8, 1)	7.1 L	33 3	7 1	4 0	4 0	1 1	5 0	0 1	0 0	0 0	0 0	0 4	36 8	56 8	4.91 0.00	1.636 1.500										

AB	29
R	4
H	8
RBI	4
BB	6
SO	5
LOB	17



Batter	1	2	3	4	5	6	7	8	9	AB	R	H	RBI	BB	SO	LOB	TOP			
Ron Hunt, R OBP: 0.386, SLG: 0.306 (1, 5)	6-3		4-3	6-3		SH1-4 1B BB		P4		4	0	0	0	1	0	0				
Tim Foli, R OBP: 0.283, SLG: 0.273 (1, 6)	1B		F7	5-3		SH1-4		F9		4	0	1	0	0	0	0				
Bob Bailey, R OBP: 0.401, SLG: 0.445 Larry Lintz, S OBP: 0.330, SLG: 0.280 (9, PR)	F3		HR	1B		5-3		FC4-6 BB		4	1	2	0	1	0	2				
Hal Breeden, R OBP: 0.329, SLG: 0.375 Mike Jorgensen, L OBP: 0.415, SLG: 0.488 (6, PH)	5-3		HR	1B		5-3		FC4-6 G3-6-3		3	1	1	2	0	1	2				
Ron Woods, R OBP: 0.313, SLG: 0.222 Willie Davis, L OBP: 0.333, SLG: 0.421 (9, PH)			CS 1B	2B 1B		F8		G3-6-3		4	1	2	0	0	0	0				
Ken Singleton, S OBP: 0.389, SLG: 0.374 (1, 9)	1B		2B	1B		3-1		1-2		3	0	2	0	1	0	0				
Barry Foote, R OBP: 0.313, SLG: 0.381 (1, 2)	1B		2B	2B		2B		1-2		4	0	4	1	0	0	0				
Pepe Frias, R OBP: 0.286, SLG: 0.298 (1, 4)	F8		IBB	IBB		F9		F9		2	0	0	0	2	0	3				
Steve Rogers, R OBP: 0.222, SLG: 0.169 Chuck Taylor, R OBP: 0.333, SLG: 0.500 (8, 1)	G3		F9	5-3		F8		F8		4	0	0	0	0	0	7				
Inning Stats	R: 0 E: 0 K: 0 S: 4	H: 1 LOB: 1 BB: 0 P: 4	R: 0 E: 0 K: 0 S: 4	H: 2 LOB: 2 BB: 1 P: 8	R: 3 E: 0 K: 0 S: 8	H: 5 LOB: 3 BB: 1 P: 12	R: 0 E: 0 K: 1 S: 6	H: 1 LOB: 1 BB: 0 P: 6	R: 0 E: 0 K: 0 S: 4	H: 1 LOB: 2 BB: 1 P: 7	R: 0 E: 0 K: 0 S: 4	H: 2 LOB: 1 BB: 0 P: 4	R: 0 E: 0 K: 0 S: 3	H: 0 LOB: 0 BB: 0 P: 3	R: 0 E: 0 K: 0 S: 2	H: 0 LOB: 1 BB: 1 P: 6	1B: 9 2B: 3 3B: 0 HR: 1	SF: 0 SAC: 1 DP: 1 HBP: 0	WP: 0 PB: 0 SB: 0 CS: 1	PA: 41
PITCHER	IP	WLS	BF	H	R	ER	SO	BB	IBB	HBP	BLK	WP	HR	S	P	ERA	WHIP			
George Stone, L ERA: 5.09 (1, 1)	2.2		16	8	3	3	0	1	0	0	0	0	1	15	19	10.12	3.375			
Bob Miller, R ERA: 3.5 (3, 1)	4.1		19	5	0	0	1	1	2	0	0	0	0	18	30	0.00	1.385			
Jack Aker, R ERA: 2.79 (8, 1)	2.0	W	6	0	0	0	0	1	0	0	0	0	0	5	9	0.00	0.500			

Montreal Expos @ New York Mets
Shea Stadium, Flushing, NY
Mon Jul 29 1974, 3:33 AM EDT
Att: 17,343 - Unknown

AB	35
R	3
H	13
RBI	3
BB	5
SO	1
LOB	16



Batter	1	2	3	4	5	6	7	8	9	AB	R	H	RBI	BB	SO	LOB	BOTTOM			
Wayne Garrett, L OBP: 0.303, SLG: 0.315 (1, 5)	3-1		G3					G3		3	0	0	0	1	0	1				
Jerry Grote, R OBP: 0.352, SLG: 0.368 Bud Harrelson, S OBP: 0.400, SLG: 0.299 (8, PR)	HBP		F8					HR		2	0	1	0	1	0	0				
John Milner, L OBP: 0.329, SLG: 0.419 (1, 3)	K							HR		3	2	1	2	1	1	2				
Rusty Staub, L OBP: 0.351, SLG: 0.430 Dave Schneck, L OBP: 0.297, SLG: 0.327 (9, 9)	2-3							HR		3	0	1	0	1	0	1				
Ed Kranepool, L OBP: 0.451, SLG: 0.495 George Theodore, R OBP: 0.269, SLG: 0.255 (9, 7)	K							1B		4	0	0	0	0	1	3				
Ken Boswell, L OBP: 0.289, SLG: 0.303 Duffy Dyer, R OBP: 0.286, SLG: 0.107 (9, 2)	1B							1B		4	1	1	0	0	0	3				
Don Hahn, R OBP: 0.369, SLG: 0.416 (1, 8)	P4							1B		3	0	1	0	0	0	2				
Ted Martinez, R OBP: 0.250, SLG: 0.308 (9, 4)	F8							SH3		2	0	1	1	0	0	1				
George Stone, L OBP: 0.148, SLG: 0.115 Bob Miller, R OBP: 0.125, SLG: 0.250 Cleon Jones, R OBP: 0.338, SLG: 0.411 Jack Aker, R OBP: 0.500, SLG: 1.000 (8, 1)			6-3					6-3		0	0	0	0	0	0	0				
Inning Stats	R: 0 E: 0 K: 1 S: 5	H: 0 LOB: 1 BB: 0 P: 6	R: 0 E: 0 K: 1 S: 6	H: 1 LOB: 1 BB: 0 P: 6	R: 0 E: 0 K: 0 S: 3	H: 0 LOB: 0 BB: 0 P: 3	R: 2 E: 1 K: 0 S: 5	H: 1 LOB: 2 BB: 2 P: 13	R: 0 E: 0 K: 0 S: 1	H: 0 LOB: 0 BB: 2 P: 9	R: 0 E: 0 K: 0 S: 3	H: 0 LOB: 0 BB: 0 P: 3	R: 0 E: 0 K: 0 S: 4	H: 1 LOB: 1 BB: 0 P: 4	R: 2 E: 0 K: 0 S: 5	H: 3 LOB: 1 BB: 0 P: 5	1B: 4 2B: 1 3B: 0 HR: 1	SF: 0 SAC: 1 DP: 1 HBP: 1	WP: 0 PB: 0 SB: 0 CS: 1	PA: 33
PITCHER	IP	WLS	BF	H	R	ER	SO	BB	IBB	HBP	BLK	WP	HR	S	P	ERA	WHIP			
Steve Rogers, R ERA: 4.48 (1, 1)	7.0	L	30	5	4	2	2	4	0	0	0	0	1	29	46	2.57	1.286			
Chuck Taylor, R ERA: 2.3 (8, 1)	1.0		3	1	0	0	0	0	0	0	0	0	0	3	3	0.00	1.000			

Montreal Expos @ New York Mets
Shea Stadium, Flushing, NY
Mon Jul 29 1974, 3:33 AM EDT
Att: 17,343 - Unknown

AB	27
R	4
H	6
RBI	3
BB	4
SO	2
LOB	16




Batter	1	2	3	4	5	6	7	8	9	10	AB	R	H	RBI	BB	SO	LOB	TOP	
Ron Hunt, R OBP: 0.384, SLG: 0.303 (1.4)	6-3		SH1-4			5-3		F8		BB SH1-4 1B HBP	3	1	0	0	0	0	0		
Tim Foli, R OBP: 0.279, SLG: 0.269 (1.6)	6-3		FC6-5			6-3		E6		SH1-4	4	0	0	0	0	0	1		
Willie Davis, L OBP: 0.334, SLG: 0.424 (1.8)	E4 3B		F4			F7		L3		BB 1B IBB	4	2	1	0	1	0	2		
Ken Singleton, S OBP: 0.392, SLG: 0.376 (9, PR)																			
Larry Lintz, S OBP: 0.333, SLG: 0.280 (9.4)																			
Mike Jorgensen, L OBP: 0.421, SLG: 0.496 (1.7)	F9																		
Bob Bailey, R OBP: 0.398, SLG: 0.441 (9.7)		5-3																	
Pepe Frias, R OBP: 0.286, SLG: 0.298 (10.7)																			
Ron Fairly, L OBP: 0.381, SLG: 0.424 (1.3)																			
Barry Foote, R OBP: 0.308, SLG: 0.373 (1.2)																			
Steve Renko, R OBP: 0.267, SLG: 0.298 (8, PH)																			
Boots Day, L OBP: 0.259, SLG: 0.194 (8.1)																			
Chuck Taylor, R OBP: 0.333, SLG: 0.500 (9, PH)																			
Ron Woods, R OBP: 0.310, SLG: 0.219 (9.1)																			
John Montague, R OBP: 0.273, SLG: 0.111 (9.1)																			
Inning Stats	R: 1 E: 1 K: 0 S: 5	H: 2 LOB: 1 BB: 0 P: 5	R: 0 E: 0 K: 0 S: 3	H: 0 LOB: 0 BB: 0 P: 3	R: 0 E: 1 K: 0 S: 4	H: 0 LOB: 1 BB: 0 P: 4	R: 0 E: 0 K: 0 S: 3	H: 1 LOB: 0 BB: 0 P: 3	R: 0 E: 0 K: 0 S: 5	H: 2 LOB: 1 BB: 0 P: 5	R: 0 E: 0 K: 1 S: 7	H: 0 LOB: 3 BB: 3 P: 19	R: 2 E: 0 K: 1 S: 6	H: 1 LOB: 3 BB: 2 P: 16	1B: 4 2B: 2 3B: 1 HR: 0	SF: 0 SAC: 2 DP: 2 HBP: 2	WP: 0 PB: 0 SB: 1 CS: 0	PA: 44	
PITCHER	IP WLS BF H R ER SO	IP WLS BF H R ER SO	IP WLS BF H R ER SO	IP WLS BF H R ER SO	IP WLS BF H R ER SO	IP WLS BF H R ER SO	IP WLS BF H R ER SO	IP WLS BF H R ER SO	IP WLS BF H R ER SO	IP WLS BF H R ER SO	IP WLS BF H R ER SO	IP WLS BF H R ER SO	IP WLS BF H R ER SO	IP WLS BF H R ER SO	IP WLS BF H R ER SO	IP WLS BF H R ER SO	IP WLS BF H R ER SO	IP WLS BF H R ER SO	
Rick Reuschel, R ERA: 4.5 (1.1)	9.1	40	5	4	4	2	4	2	4	2	4	2	4	2	4	2	4	2	4
Oscar Zamora, R ERA: 1.91 (10.1)	0.1	2	1	0	0	1	0	0	0	0	0	0	0	0	0	0	0	0	0
Dave LaRoche, L ERA: 3.78 (10.1)	0.1	2	0	0	0	0	0	0	1	0	0	0	0	0	0	0	0	0	0

Montreal Expos @ Chicago Cubs
Wrigley Field, Chicago, IL
Tue Jul 30 1974, 3:33 AM CDT
Att. 12,000 - Cloudy - 78 F

livebaseballscores.com

AB 34
R 4
H 6
RBI 3
BB 6
SO 3
LOB 21




Batter	1	2	3	4	5	6	7	8	9	10	AB	R	H	RBI	BB	SO	LOB	BOTTOM		
Bill Madlock, R OBP: 0.348, SLG: 0.412 (1.5)	F7		F7			F3		FC2-6		BB 1B BB	4	0	0	0	1	0	1			
Don Kessinger, S OBP: 0.340, SLG: 0.319 (1.6)	F7					L3		L6		F8	5	0	0	0	0	0	3			
Billy Williams, L OBP: 0.396, SLG: 0.464 (1.7)	F5																			
Jim Tyrone, R OBP: 0.296, SLG: 0.269 (9, PR)																				
Andre Thornton, R OBP: 0.387, SLG: 0.493 (1.3)																				
Rick Monday, L OBP: 0.361, SLG: 0.473 (1.8)																				
Jerry Morales, R OBP: 0.308, SLG: 0.396 (1.9)																				
Rick Stelmazek, L OBP: 0.667, SLG: 1.000 (1.2)																				
Steve Swisher, R OBP: 0.336, SLG: 0.333 (9.2)																				
Jose Cardenal, R OBP: 0.358, SLG: 0.442 (10, PH)																				
Billy Grabarkewitz, R OBP: 0.310, SLG: 0.286 (1.4)																				
Chris Ward, L OBP: 0.326, SLG: 0.369 (10, PH)																				
Rick Reuschel, R OBP: 0.211, SLG: 0.268 (10.1)																				
Oscar Zamora, R ERA: 2.26 (10.1)																				
George Mitterwald, R OBP: 0.307, SLG: 0.363 (10, PH)																				
Inning Stats	R: 0 E: 0 K: 0 S: 3	H: 0 LOB: 0 BB: 0 P: 3	R: 1 E: 0 K: 1 S: 6	H: 2 LOB: 1 BB: 0 P: 6	R: 0 E: 0 K: 1 S: 5	H: 0 LOB: 0 BB: 0 P: 5	R: 0 E: 0 K: 0 S: 4	H: 1 LOB: 2 BB: 1 P: 8	R: 0 E: 0 K: 0 S: 3	H: 1 LOB: 0 BB: 0 P: 3	R: 1 E: 0 K: 0 S: 5	H: 1 LOB: 1 BB: 0 P: 11	R: 0 E: 0 K: 0 S: 2	H: 0 LOB: 1 BB: 1 P: 6	R: 1 E: 0 K: 0 S: 5	H: 2 LOB: 2 BB: 1 P: 9	1B: 5 2B: 1 3B: 1 HR: 0	SF: 0 SAC: 1 DP: 1 HBP: 0	WP: 1 PB: 0 SB: 0 CS: 2	PA: 38
PITCHER	IP WLS BF H R ER SO	IP WLS BF H R ER SO	IP WLS BF H R ER SO	IP WLS BF H R ER SO	IP WLS BF H R ER SO	IP WLS BF H R ER SO	IP WLS BF H R ER SO	IP WLS BF H R ER SO	IP WLS BF H R ER SO	IP WLS BF H R ER SO	IP WLS BF H R ER SO	IP WLS BF H R ER SO	IP WLS BF H R ER SO	IP WLS BF H R ER SO	IP WLS BF H R ER SO	IP WLS BF H R ER SO	IP WLS BF H R ER SO	IP WLS BF H R ER SO		
Steve Renko, R ERA: 4.01 (1.1)	7.0	26	4	2	2	3	3	3	4	2	3	4	2	2	3	4	2	3		
Chuck Taylor, R ERA: 2.26 (8.1)	1.0	3	1	0	0	0	0	0	0	0	0	0	0	0	0	0	0	0		
John Montague, R ERA: 2.34 (9.1)	2.0	9	2	1	1	0	2	0	0	0	0	0	0	0	0	0	0	0		

Montreal Expos @ Chicago Cubs
Wrigley Field, Chicago, IL
Tue Jul 30 1974, 3:33 AM CDT
Att. 12,000 - Cloudy - 78 F

livebaseballscores.com

AB 32
R 3
H 7
RBI 3
BB 5
SO 3
LOB 11



Batter	1	2	3	4	5	6	7	8	9	AB	R	H	RBI	BB	SO	LOB	TOP					
Ron Hunt, R OBP: 0.383, SLG: 0.304 Pepe Frias, R OBP: 0.286, SLG: 0.298	(1,4) 0-3 K	(1,4) 0-3 K		X 0-0 G5-4-3 1B		X 0-0 3-1 E 2B 1B	X 0-0 F8		X 0-0 F9	6	1	2	1	0	2	3						
Tim Foli, R OBP: 0.274, SLG: 0.264	(1,6) 0-0 6-3	(1,6) 0-3 K		X 0-0 G5-4-3 1-2		X 0-0 E5 3-1 2B		X 0-0 5-3		5	1	0	0	0	1	3						
Willie Davis, L OBP: 0.333, SLG: 0.420	(1,8) 4-0 2B BB	(1,8) 0-3 K				X 0-0 F9	X 0-0 3-1	X 0-0 L4		4	1	0	0	1	1	3						
Ken Singleton, S OBP: 0.397, SLG: 0.381	(1,9) 0-0 E5 2B		X 0-0 SH1-4 1B			X 4-0 4-3 BLK BB	X 4-0 2B BB	X 0-0 2B		3	3	2	0	2	0	1						
Mike Jorgensen, L OBP: 0.429, SLG: 0.515	(1,7) 0-0 BB 2B		X 0-0 SH1-4			X 0-0 4-3	X 0-0 2B	X 4-0 BB		3	0	2	5	1	0	1						
Bob Bailey, R OBP: 0.396, SLG: 0.438	(1,5) 4-0 BB		X 0-3 K			X 4-0 BB	X 0-0 4-3	X 0-0 4-3		3	0	0	0	2	1	4						
Ron Fairly, L OBP: 0.381, SLG: 0.421 Ron Woods, R OBP: 0.310, SLG: 0.219	(1,3) 4-0 1-2 2-3 BB		X 0-0 2-H 1B			X 0-0 4-3	X 0-0 F8	X 0-0 4-3		4	0	1	1	1	0	2						
Bob Stinson, S OBP: 0.325, SLG: 0.288	(1,2) 0-0 G3		X 0-0 F8			X 0-0 SH5-4 1B	X 0-0 F7	X 0-0 F9		5	1	1	0	0	0	4						
Mike Torrez, R OBP: 0.095, SLG: 0.073 Chuck Taylor, R OBP: 0.500, SLG: 0.571	(1,1) K	(1,1) 0-3 K		X 0-0 5-3		X 0-0 SH5-4 1-2	X 4-0 BB	X 0-0 1B		2	0	0	0	0	1	0						
Inning Stats	R: 2 E: 1 K: 1 S: 7	H: 1 LOB: 3 BB: 3 P: 19	R: 0 E: 0 K: 4 S: 12	H: 0 LOB: 1 BB: 0 P: 12	R: 1 E: 0 K: 1 S: 7	H: 2 LOB: 1 BB: 0 P: 7	R: 0 E: 0 K: 0 S: 3	H: 1 LOB: 0 BB: 2 P: 3	R: 0 E: 0 K: 0 S: 3	H: 0 LOB: 2 BB: 1 P: 11	R: 4 E: 1 K: 0 S: 7	H: 3 LOB: 1 BB: 1 P: 11	R: 0 E: 0 K: 0 S: 3	H: 0 LOB: 1 BB: 1 P: 7	R: 0 E: 0 K: 0 S: 4	H: 1 LOB: 2 BB: 1 P: 8	R: 0 E: 0 K: 0 S: 4	H: 1 LOB: 1 BB: 0 P: 4	1B: 6 2B: 3 3B: 0 HR: 0	SF: 0 SAC: 2 DP: 1 HBP: 0	WP: 0 PB: 1 SB: 1 CS: 0	PA: 46
PITCHER	IP WLS BF H R ER SO BB IBB HBP BLK WP HR S P ERA WHIP																					
Bill Bonham, R ERA: 3.99	(1,1) 5.2 L 32 7 7 2 6 6 0 0 0 0 0 0 0 38 62 3.18 2.294																					
Ray Burris, R ERA: 5.65	(6,1) 1.1 5 0 0 0 0 1 0 0 0 0 0 0 4 8 0.00 0.750																					
Burt Hooton, R ERA: 4.85	(8,1) 2.0 9 2 0 0 0 1 0 0 0 0 0 0 8 12 0.00 1.500																					

Montreal Expos @ Chicago Cubs
Wrigley Field, Chicago, IL
Wed Jul 31 1974, 3:33 AM CDT
Sunny - 75 F

AB	36
R	7
H	9
RBI	7
BB	8
SO	6
LOB	21



Batter	1	2	3	4	5	6	7	8	9	AB	R	H	RBI	BB	SO	LOB	BOTTOM					
Don Kessinger, S OBP: 0.338, SLG: 0.316	(1,6) 4-0 F8 BB		X 0-0 4-3		X 0-0 L7		X 0-0 F7		X 0-0 F8	4	0	0	0	1	0	1						
Rick Monday, L OBP: 0.382, SLG: 0.475	(1,8) 4-0 1-2 BB		X 0-0 L5-3 BB		X 0-0 BB 1B 2B		X 0-0 F8		X 0-0 L9	3	1	1	0	1	0	1						
Billy Williams, L OBP: 0.392, SLG: 0.458	(1,7) 0-0 F8		X 0-0 2-3		X 0-0 F4		X 0-0 F8		X 0-0 6-3	4	0	0	0	0	0	3						
Jerry Morales, R OBP: 0.305, SLG: 0.392	(1,9) 0-0 L5-3		X 0-0 1-2		X 0-3 K		X 0-0 6-3		X 0-0 F8	4	0	0	0	0	1	3						
Chris Ward, L OBP: 0.338, SLG: 0.368	(1,3) 6-3		X 0-0 6-3		X 4-0 BB 1B BB		X 0-0 1B		X 0-0 F9	3	1	1	0	1	0	0						
Rick Steimaszek, L OBP: 0.571, SLG: 0.600	(1,2) 1-3		X 0-0 1-3		X 4-0 1-2 2-3 BB		X 0-0 1B		X 0-0 G3	3	0	1	0	1	0	0						
Bill Madlock, R OBP: 0.347, SLG: 0.409	(1,5) 5-3		X 0-0 5-3		X 0-0 FC5-4 1-2 2-H 3-H 1B		X 0-0 F4		X 0-0 5-3	4	0	1	2	0	0	2						
Billy Grabarkewitz, R OBP: 0.327, SLG: 0.291	(1,4) 6-4-3 1B		X 0-0 1-2		X 0-0 FC5-4 1-2 1B		X 1-0 6-3 HBP		X 4-0 HR BB	2	1	1	0	1	0	2						
Bill Bonham, R OBP: 0.140, SLG: 0.143 Ray Burris, R OBP: 0.250, SLG: 0.100 Jim Tyrone, R OBP: 0.286, SLG: 0.259 Burt Hooton, R OBP: 0.079, SLG: 0.081 Carman Fanzone, R OBP: 0.245, SLG: 0.283	(1,1) G6-4-3 1B		X 0-0 G6-4-3		X 0-3 K		X 0-0 6-3		X 0-0 HR	2	0	0	0	0	1	1						
Inning Stats	R: 0 E: 0 K: 0 S: 2	H: 0 LOB: 2 BB: 2 P: 10	R: 0 E: 0 K: 0 S: 3	H: 0 LOB: 0 BB: 0 P: 3	R: 0 E: 0 K: 1 S: 7	H: 1 LOB: 0 BB: 0 P: 3	R: 2 E: 0 K: 1 S: 7	H: 2 LOB: 2 BB: 2 P: 15	R: 0 E: 0 K: 0 S: 5	H: 0 LOB: 0 BB: 0 P: 5	R: 0 E: 0 K: 0 S: 5	H: 2 LOB: 2 BB: 0 P: 5	R: 0 E: 0 K: 0 S: 3	H: 0 LOB: 1 BB: 0 P: 4	R: 0 E: 0 K: 0 S: 3	H: 0 LOB: 0 BB: 0 P: 3	R: 2 E: 0 K: 0 S: 4	H: 1 LOB: 1 BB: 1 P: 8	1B: 4 2B: 2 3B: 0 HR: 1	SF: 0 SAC: 0 DP: 2 HBP: 1	WP: 0 PB: 0 SB: 0 CS: 0	PA: 37
PITCHER	IP WLS BF H R ER SO BB IBB HBP BLK WP HR S P ERA WHIP																					
Mike Torrez, R ERA: 4.44	(1,1) 3.2 16 3 2 2 1 4 0 0 0 0 0 1 14 30 4.91 1.909																					
Chuck Taylor, R ERA: 2.34	(4,1) 5.1 W 21 3 2 2 1 1 0 1 0 0 0 1 21 26 3.38 0.750																					

Montreal Expos @ Chicago Cubs
Wrigley Field, Chicago, IL
Wed Jul 31 1974, 3:33 AM CDT
Sunny - 75 F

AB	31
R	4
H	6
RBI	4
BB	5
SO	2
LOB	14



Batter	1	2	3	4	5	6	7	8	9	AB	R	H	RBI	BB	SO	LOB	TOP								
Ron Hunt, R OBP: 0.382, SLG: 0.301 (1, 4)										3	1	0	0	0	0	2	Montreal Expos @ Chicago Cubs Wrigley Field, Chicago, IL Wed Jul 31 1974, 3:38 AM CDT Att: 19,329 - Cloudy								
Tim Foli, R OBP: 0.271, SLG: 0.261 (1, 6)										3	0	0	0	0	0	1									
Willie Davis, L OBP: 0.329, SLG: 0.415 (1, 8)										4	0	0	0	0	2	2									
Ken Singleton, S OBP: 0.400, SLG: 0.392 (1, 9)										3	2	2	2	1	0	0									
Mike Jorgensen, L OBP: 0.430, SLG: 0.511 (1, 7) (9, 3)										3	0	1	0	1	0	1									
Bob Bailey, R OBP: 0.394, SLG: 0.432 (1, 5)										4	0	0	0	0	0	2									
Ron Fairly, L OBP: 0.383, SLG: 0.437 (9, PR) Ron Woods, R OBP: 0.310, SLG: 0.219 (9, 7)										4	1	2	1	0	1	2									
Barry Foote, R OBP: 0.307, SLG: 0.376 (1, 2)										4	0	1	0	0	2	3									
Dennis Blair, R OBP: 0.200, SLG: 0.115 John Montague, R OBP: 0.273, SLG: 0.111 (9, 1)										2	0	0	0	1	1	3									
										0	0	0	0	0	0	0									
Inning Stats	R: 1 E: 0 K: 1 S: 6	H: 1 LOB: 1 BB: 0 P: 7	R: 0 E: 0 K: 1 S: 5	H: 0 LOB: 0 BB: 0 P: 5	R: 0 E: 0 K: 0 S: 3	H: 0 LOB: 1 BB: 1 P: 7	R: 1 E: 1 K: 1 S: 6	H: 0 LOB: 2 BB: 2 P: 14	R: 0 E: 0 K: 1 S: 5	H: 0 LOB: 0 BB: 0 P: 5	R: 2 E: 0 K: 1 S: 8	H: 3 LOB: 1 BB: 0 P: 8	R: 0 E: 0 K: 0 S: 3	H: 0 LOB: 0 BB: 0 P: 3	R: 0 E: 0 K: 0 S: 3	H: 1 LOB: 0 BB: 0 P: 3	R: 0 E: 0 K: 1 S: 6	H: 1 LOB: 2 BB: 0 P: 6	1B: 3 2B: 1 3B: 0 HR: 2	SF: 0 SAC: 3 DP: 1 HBP: 1	WP: 1 PB: 0 SB: 0 CS: 0	PA: 37			
PITCHER	IP WLS BF H R ER SO BB IBB HBP BLK WP HR S P ERA WHIP	IP WLS BF H R ER SO BB IBB HBP BLK WP HR S P ERA WHIP	IP WLS BF H R ER SO BB IBB HBP BLK WP HR S P ERA WHIP	IP WLS BF H R ER SO BB IBB HBP BLK WP HR S P ERA WHIP	IP WLS BF H R ER SO BB IBB HBP BLK WP HR S P ERA WHIP	IP WLS BF H R ER SO BB IBB HBP BLK WP HR S P ERA WHIP	IP WLS BF H R ER SO BB IBB HBP BLK WP HR S P ERA WHIP	IP WLS BF H R ER SO BB IBB HBP BLK WP HR S P ERA WHIP	IP WLS BF H R ER SO BB IBB HBP BLK WP HR S P ERA WHIP	IP WLS BF H R ER SO BB IBB HBP BLK WP HR S P ERA WHIP	IP WLS BF H R ER SO BB IBB HBP BLK WP HR S P ERA WHIP	IP WLS BF H R ER SO BB IBB HBP BLK WP HR S P ERA WHIP	IP WLS BF H R ER SO BB IBB HBP BLK WP HR S P ERA WHIP	IP WLS BF H R ER SO BB IBB HBP BLK WP HR S P ERA WHIP	IP WLS BF H R ER SO BB IBB HBP BLK WP HR S P ERA WHIP	IP WLS BF H R ER SO BB IBB HBP BLK WP HR S P ERA WHIP	IP WLS BF H R ER SO BB IBB HBP BLK WP HR S P ERA WHIP	IP WLS BF H R ER SO BB IBB HBP BLK WP HR S P ERA WHIP	IP WLS BF H R ER SO BB IBB HBP BLK WP HR S P ERA WHIP	IP WLS BF H R ER SO BB IBB HBP BLK WP HR S P ERA WHIP	IP WLS BF H R ER SO BB IBB HBP BLK WP HR S P ERA WHIP	IP WLS BF H R ER SO BB IBB HBP BLK WP HR S P ERA WHIP	IP WLS BF H R ER SO BB IBB HBP BLK WP HR S P ERA WHIP	IP WLS BF H R ER SO BB IBB HBP BLK WP HR S P ERA WHIP	IP WLS BF H R ER SO BB IBB HBP BLK WP HR S P ERA WHIP

AB	30
R	4
H	6
RBI	3
BB	3
SO	6
LOB	16



Batter	1	2	3	4	5	6	7	8	9	AB	R	H	RBI	BB	SO	LOB	BOTTOM							
Don Kessinger, S OBP: 0.335, SLG: 0.316 (1, 6)										3	0	1	0	0	0	0	Montreal Expos @ Chicago Cubs Wrigley Field, Chicago, IL Wed Jul 31 1974, 3:38 AM CDT Att: 19,329 - Cloudy							
Rick Monday, L OBP: 0.373, SLG: 0.469 (1, 8)										4	0	0	0	0	1	4								
Billy Williams, L OBP: 0.389, SLG: 0.454 Dave Rosello, R OBP: 0.258, SLG: 0.257 (8, 4)										3	0	0	0	0	0	1								
Jerry Morales, R OBP: 0.302, SLG: 0.387 (1, 9)										4	0	0	0	0	1	2								
Chris Ward, L OBP: 0.321, SLG: 0.347 (1, 3)										4	0	0	0	0	0	1								
Bill Madlock, R OBP: 0.342, SLG: 0.403 (1, 5)										4	0	0	0	0	0	1								
Carmen Fanzone, R OBP: 0.248, SLG: 0.277 (8, 7)										2	0	0	0	1	1	0								
Steve Swisher, R OBP: 0.336, SLG: 0.328 (1, 2)										2	0	0	0	1	0	1								
Herb Hutson, R Jim Tyrone, R OBP: 0.276, SLG: 0.250 Ken Frailing, L OBP: 0.370, SLG: 0.298 George Mitterwald, R OBP: 0.310, SLG: 0.366 Ray Burris, R OBP: 0.250, SLG: 0.100 (8, PH) (7, 1) (8, PH) (9, 1)										1	0	0	0	0	1	0								
										1	0	0	0	0	0	0								
										0	0	0	0	0	0	0								
										1	0	1	0	0	0	0								
										0	0	0	0	0	0	0								
										0	0	0	0	0	0	0								
										0	0	0	0	0	0	0								
										0	0	0	0	0	0	0								
Inning Stats	R: 0 E: 0 K: 2 S: 8	H: 1 LOB: 1 BB: 0 P: 8	R: 0 E: 0 K: 0 S: 3	H: 0 LOB: 0 BB: 0 P: 3	R: 0 E: 0 K: 0 S: 3	H: 0 LOB: 0 BB: 0 P: 3	R: 0 E: 0 K: 0 S: 3	H: 0 LOB: 0 BB: 0 P: 3	R: 0 E: 0 K: 0 S: 3	H: 0 LOB: 0 BB: 0 P: 3	R: 0 E: 0 K: 1 S: 6	H: 1 LOB: 3 BB: 1 P: 11	R: 0 E: 0 K: 0 S: 3	H: 0 LOB: 1 BB: 1 P: 7	R: 0 E: 0 K: 0 S: 3	H: 0 LOB: 0 BB: 1 P: 7	1B: 2 2B: 0 3B: 0 HR: 0	SF: 0 SAC: 0 DP: 0 HBP: 1	WP: 1 PB: 0 SB: 0 CS: 0	PA: 33				
PITCHER	IP WLS BF H R ER SO BB IBB HBP BLK WP HR S P ERA WHIP	IP WLS BF H R ER SO BB IBB HBP BLK WP HR S P ERA WHIP	IP WLS BF H R ER SO BB IBB HBP BLK WP HR S P ERA WHIP	IP WLS BF H R ER SO BB IBB HBP BLK WP HR S P ERA WHIP	IP WLS BF H R ER SO BB IBB HBP BLK WP HR S P ERA WHIP	IP WLS BF H R ER SO BB IBB HBP BLK WP HR S P ERA WHIP	IP WLS BF H R ER SO BB IBB HBP BLK WP HR S P ERA WHIP	IP WLS BF H R ER SO BB IBB HBP BLK WP HR S P ERA WHIP	IP WLS BF H R ER SO BB IBB HBP BLK WP HR S P ERA WHIP	IP WLS BF H R ER SO BB IBB HBP BLK WP HR S P ERA WHIP	IP WLS BF H R ER SO BB IBB HBP BLK WP HR S P ERA WHIP	IP WLS BF H R ER SO BB IBB HBP BLK WP HR S P ERA WHIP	IP WLS BF H R ER SO BB IBB HBP BLK WP HR S P ERA WHIP	IP WLS BF H R ER SO BB IBB HBP BLK WP HR S P ERA WHIP	IP WLS BF H R ER SO BB IBB HBP BLK WP HR S P ERA WHIP	IP WLS BF H R ER SO BB IBB HBP BLK WP HR S P ERA WHIP	IP WLS BF H R ER SO BB IBB HBP BLK WP HR S P ERA WHIP	IP WLS BF H R ER SO BB IBB HBP BLK WP HR S P ERA WHIP	IP WLS BF H R ER SO BB IBB HBP BLK WP HR S P ERA WHIP	IP WLS BF H R ER SO BB IBB HBP BLK WP HR S P ERA WHIP	IP WLS BF H R ER SO BB IBB HBP BLK WP HR S P ERA WHIP	IP WLS BF H R ER SO BB IBB HBP BLK WP HR S P ERA WHIP	IP WLS BF H R ER SO BB IBB HBP BLK WP HR S P ERA WHIP	IP WLS BF H R ER SO BB IBB HBP BLK WP HR S P ERA WHIP

AB	29
R	0
H	2
RBI	0
BB	3
SO	4
LOB	10



Batter	1	2	3	4	5	6	7	8	9	AB	R	H	RBI	BB	SO	LOB	TOP	
Ron Hunt, R OBP: 0.380, SLG: 0.298 (1, 4)	F9		F8		P3			E BB		3	0	0	0	1	0	0	Montreal Expos @ Philadelphia Phillies Veterans Stadium, Philadelphia, PA Thu Aug 01 1974, 7:05 PM EDT Att: 20,146 - Unknown	
Tim Foli, R OBP: 0.274, SLG: 0.264 (1, 6)	F SF8 1B		F8			G4-6-3 1B		E3 L3		4	1	2	0	0	0	1		
Willie Davis, L OBP: 0.326, SLG: 0.412 (1, 8)	SF8 1-H		K			K		L3 1-2		3	0	0	1	0	2	3		
Ken Singleton, S OBP: 0.399, SLG: 0.393 (1, 9)	1B 2B			1-3		G4-6-3 1-2			6-3	4	1	1	0	0	0	1		
Mike Jorgensen, L OBP: 0.426, SLG: 0.503 (1, 7)	2H 1B		K				K		F3	4	0	1	1	0	2	0		
Bob Bailey, R OBP: 0.395, SLG: 0.431 (1, 5)	6-3			F8			G3 BB			3	1	1	0	1	0	1		
Ron Fairly, L OBP: 0.385, SLG: 0.462 (1, 3)		F7					G3 1-2			4	1	2	2	0	0	1		
Barry Foote, R OBP: 0.302, SLG: 0.369 (1, 2)		P4			6-3				3B 1B	4	0	0	0	0	1	2		
Ernie McAnally, R OBP: 0.146, SLG: 0.119 Don Carrithers, R OBP: 0.226, SLG: 0.190 Boots Day, L OBP: 0.156, SLG: 0.073 Mike Torrez, R OBP: 0.073 Larry Blittner, R OBP: 0.119 Dale Murray, R OBP: 0.119		P6				F7			F9	1	0	0	0	0	0	0	WP: 0 PA: 35 FB: 0 SB: 0 CS: 0	
Inning Stats	R: 2 E: 1 K: 0 S: 6	H: 3 LOB: 1 BB: 0 P: 6	R: 0 E: 0 K: 0 S: 3	H: 0 LOB: 0 BB: 0 P: 3	R: 0 E: 0 K: 1 S: 5	H: 0 LOB: 0 BB: 0 P: 5	R: 0 E: 0 K: 1 S: 5	H: 0 LOB: 0 BB: 0 P: 5	R: 1 E: 0 K: 1 S: 4	H: 1 LOB: 0 BB: 0 P: 4	R: 0 E: 0 K: 1 S: 5	H: 0 LOB: 1 BB: 1 P: 9	R: 0 E: 1 K: 0 S: 3	H: 0 LOB: 1 BB: 1 P: 7	R: 1 E: 0 K: 1 S: 7	H: 2 LOB: 1 BB: 0 P: 7	1B: 4 2B: 2 3B: 1 HR: 1	SF: 1 SAC: 0 DP: 2 HBP: 0
PITCHER Wayne Twitchell, R ERA: 4.64 (1, 1)	IP 9.0	WLS W	BF 35	H 7	R 4	ER 4	SO 5	BB 2	IBB 0	HBP 0	BLK 0	WP 0	HR 1	S 43	P 51	ERA 4.00	WHIP 1.000	

Batter	1	2	3	4	5	6	7	8	9	AB	R	H	RBI	BB	SO	LOB	BOTTOM	
Dave Cash, R OBP: 0.363, SLG: 0.406 (1, 4)	F7	FC5-4 1-2	F8			5-3		4-3		5	0	0	0	0	0	4	Montreal Expos @ Philadelphia Phillies Veterans Stadium, Philadelphia, PA Thu Aug 01 1974, 7:05 PM EDT Att: 20,146 - Unknown	
Larry Bowa, S OBP: 0.302, SLG: 0.342 (1, 6)	4-3		FC6-4 1B		S 1B	K				4	0	2	0	0	1	0		
Mike Schmidt, R OBP: 0.422, SLG: 0.578 (1, 5)			FC6-4 1B HR		F7 1-2		E5 FC1-6			3	1	0	0	1	0	2		
Willie Montanez, L OBP: 0.342, SLG: 0.408 (1, 3)	F7		HR 1B		F8		FC1-6 1-2			4	1	1	0	0	0	3		
Del Unser, L OBP: 0.377, SLG: 0.456 (1, 8)		1B BB	1B HR		L3		F8			3	2	1	3	1	0	2		
Jay Johnstone, L OBP: 0.424, SLG: 0.528 (1, 9) (9, 7)	F7		3B BB		F8		K			3	1	0	0	1	1	2		
Bob Boone, R OBP: 0.299, SLG: 0.318 (1, 2)	1B 1-2	1B	SF9 3B		F9			4-3 BB		3	1	2	1	1	0	0		
Tom Hutton, L OBP: 0.308, SLG: 0.344 Mike Anderson, R OBP: 0.315, SLG: 0.384 (1, 7) (9, 9)	FC5-4 1-2 2H 1B		SF9 3H 1B		4-3			4-3		3	0	1	2	0	0	1		
Wayne Twitchell, R OBP: 0.235, SLG: 0.235 (1, 1)	K		1B			1-3		K		4	0	1	0	0	2	3		
Inning Stats	R: 0 E: 0 K: 0 S: 3	H: 0 LOB: 1 BB: 1 P: 7	R: 1 E: 0 K: 1 S: 7	H: 2 LOB: 2 BB: 1 P: 11	R: 5 E: 0 K: 0 S: 8	H: 5 LOB: 1 BB: 1 P: 12	R: 0 E: 0 K: 0 S: 4	H: 1 LOB: 1 BB: 0 P: 4	R: 0 E: 0 K: 0 S: 3	H: 0 LOB: 0 BB: 0 P: 3	R: 0 E: 0 K: 1 S: 5	H: 0 LOB: 0 BB: 0 P: 5	R: 0 E: 1 K: 1 S: 6	H: 0 LOB: 1 BB: 0 P: 6	R: 0 E: 0 K: 1 S: 5	H: 0 LOB: 1 BB: 1 P: 9	1B: 6 2B: 0 3B: 1 HR: 1	SF: 1 SAC: 0 DP: 0 HBP: 0
PITCHER Ernie McAnally, R ERA: 4.26 Don Carrithers, R ERA: 3.18 Mike Torrez, R ERA: 4.33 Dale Murray, R ERA: 2.0 (1, 1) (3, 1) (5, 1) (8, 1)	IP 2.1	WLS L	BF 14	H 5	R 4	ER 4	SO 1	BB 2	IBB 0	HBP 0	BLK 0	WP 0	HR 1	S 14	P 22	ERA 15.43	WHIP 3.000	

Batter	1	2	3	4	5	6	7	8	9	AB	R	H	RBI	BB	SO	LOB	TOP										
Ron Hunt, R OBP: 0.379, SLG: 0.300 Larry Lintz, S OBP: 0.333, SLG: 0.280 (1,4)	F3		5-3		SH5-4	F7			SH 1B 2B	4	0	1	0	0	0	3											
Tim Foli, R OBP: 0.274, SLG: 0.261 (1,6)	1B BB		F3		K		F8		SH 4-3 1B 2-3	3	0	0	0	1	1	2											
Willie Davis, L OBP: 0.327, SLG: 0.420 (1,8)	F7		HR		1-3		F9		4-3 1B 1-2 3-H	5	1	2	2	0	0	3											
Bob Bailey, R OBP: 0.398, SLG: 0.441 Pepe Frias, R OBP: 0.296, SLG: 0.298 (1,5)	1-2 1B		K			HR			F8	4	1	2	1	1	1	2											
Hal Breeden, R OBP: 0.327, SLG: 0.366 Mike Jorgensen, L OBP: 0.424, SLG: 0.500 (1,3)	K				K	BB SH1-3 BB			4-3	3	0	0	0	1	2	3											
Ron Woods, R OBP: 0.307, SLG: 0.211 (1,7)					CS BB	SH1-3			6-3	3	0	0	0	1	2	2											
Ken Singleton, S OBP: 0.395, SLG: 0.389 (1,9)			F8		K				6-3	4	0	0	0	0	2	2											
Barry Foote, R OBP: 0.312, SLG: 0.375 (1,2)						SH5-4 BB 1B				2	0	2	0	2	0	0											
Steve Rogers, R OBP: 0.239, SLG: 0.164 Chuck Taylor, R OBP: 0.500, SLG: 0.571 (1,1)			K			SH5-4 BB			F8	2	0	0	0	2	1	2											
Inning Stats	R: 0 E: 0 K: 1 S: 6	H: 1 LOB: 2 BB: 1 P: 10	R: 0 E: 0 K: 2 S: 8	H: 1 LOB: 1 BB: 0 P: 8	R: 1 E: 0 K: 1 S: 6	H: 1 LOB: 0 BB: 0 P: 6	R: 0 E: 0 K: 2 S: 6	H: 0 LOB: 1 BB: 1 P: 10	R: 0 E: 0 K: 1 S: 6	H: 1 LOB: 2 BB: 1 P: 10	R: 1 E: 0 K: 1 S: 6	H: 1 LOB: 3 BB: 3 P: 18	R: 0 E: 0 K: 0 S: 3	H: 0 LOB: 1 BB: 1 P: 7	R: 0 E: 0 K: 0 S: 3	H: 0 LOB: 1 BB: 1 P: 7	R: 1 E: 0 K: 1 S: 8	H: 2 LOB: 2 BB: 0 P: 8	1B: 4 2B: 2 3B: 0 HR: 2	SF: 0 SAC: 3 DP: 1 HBP: 0	WP: 0 PB: 0 SB: 0 CS: 1	PA: 42					
PITCHER	IP	WLS	BF	H	R	ER	SO	BB	IBB	HBP	BLK	WP	HR	S	P	ERA	WHIP										
Steve Carlton, L ERA: 2.93 Gene Garber, R ERA: 4.45 Eddie Watt, R ERA: 4.2 Pete Richert, L ERA: 2.42 (1,1)	7.0		32	5	2	2	8	6	1	0	0	0	2	41	69	2.57	1.571										

Montreal Expos @ Philadelphia Phillies
Veterans Stadium, Philadelphia, PA
Fri Aug 02 1974, 7:05 PM EDT
Att: 21,068 - Unknown

AB	31
R	3
H	7
RBI	3
BB	8
SO	9
LOB	21



Batter	1	2	3	4	5	6	7	8	9	AB	R	H	RBI	BB	SO	LOB	BOTTOM										
Dave Cash, R OBP: 0.362, SLG: 0.405 (1,4)	5-3		K			G1				4	0	1	0	0	1	1											
Larry Bowa, S OBP: 0.304, SLG: 0.348 (1,6)	1B		F7			F8				4	1	2	0	0	0	1											
Mike Schmidt, R OBP: 0.423, SLG: 0.576 (1,5)	K				4-3					3	0	1	1	1	1	1											
Willie Montanez, L OBP: 0.344, SLG: 0.408 (1,3)					F8					3	0	1	0	1	0	2											
Del Unser, L OBP: 0.372, SLG: 0.450 (1,8)	6-3				F8					4	0	0	0	0	0	4											
Jay Johnstone, L OBP: 0.429, SLG: 0.571 (1,9)			F9			F9				3	1	1	1	1	0	0											
Bob Boone, R OBP: 0.296, SLG: 0.314 (1,2)			6-3			F8				4	0	0	0	0	0	1											
Tom Hutton, L OBP: 0.301, SLG: 0.335 (1,7)			4-3			3-1				4	0	0	0	0	0	0											
Steve Carlton, L OBP: 0.178, SLG: 0.229 Gene Garber, R Ollie Brown, R OBP: 0.260, SLG: 0.432 Eddie Watt, R Pete Richert, L (1,1)					4-3					2	0	1	0	0	0	0											
Inning Stats	R: 0 E: 0 K: 1 S: 7	H: 2 LOB: 0 BB: 0 P: 7	R: 0 E: 0 K: 0 S: 3	H: 0 LOB: 0 BB: 0 P: 3	R: 0 E: 0 K: 1 S: 5	H: 0 LOB: 0 BB: 0 P: 5	R: 0 E: 0 K: 0 S: 3	H: 0 LOB: 0 BB: 0 P: 3	R: 0 E: 0 K: 0 S: 3	H: 0 LOB: 0 BB: 0 P: 3	R: 0 E: 0 K: 0 S: 4	H: 1 LOB: 2 BB: 1 P: 8	R: 1 E: 0 K: 0 S: 4	H: 1 LOB: 0 BB: 0 P: 4	R: 1 E: 0 K: 0 S: 5	H: 3 LOB: 2 BB: 1 P: 9	R: 0 E: 0 K: 0 S: 2	H: 0 LOB: 0 BB: 1 P: 6	1B: 5 2B: 0 3B: 1 HR: 1	SF: 0 SAC: 0 DP: 1 HBP: 0	WP: 0 PB: 1 SB: 0 CS: 1	PA: 35					
PITCHER	IP	WLS	BF	H	R	ER	SO	BB	IBB	HBP	BLK	WP	HR	S	P	ERA	WHIP										
Steve Rogers, R ERA: 4.38 Chuck Taylor, R ERA: 2.31 (1,1)	8.0		32	7	2	2	2	2	0	0	0	0	1	34	42	2.25	1.125										

Montreal Expos @ Philadelphia Phillies
Veterans Stadium, Philadelphia, PA
Fri Aug 02 1974, 7:05 PM EDT
Att: 21,068 - Unknown

AB	32
R	2
H	7
RBI	2
BB	3
SO	2
LOB	10



Batter	1	2	3	4	5	6	7	8	9	AB	R	H	RBI	BB	SO	LOB	TOP										
Bud Harrelson, S OBP: 0.402, SLG: 0.300 (1, 6)										5	2	2	0	0	0	1											
Felix Milan, R OBP: 0.311, SLG: 0.290 (1, 4)										2	0	1	0	1	0	0											
Cleon Jones, R OBP: 0.339, SLG: 0.416 (1, 7)										3	0	3	2	1	0	0											
Rusty Staub, L OBP: 0.352, SLG: 0.430 Jim Gosger, L (6, 9)										3	0	1	0	0	0	3											
Ed Kranepool, L OBP: 0.412, SLG: 0.472 (1, 3)										4	0	0	0	0	0	5											
Wayne Garrett, L OBP: 0.308, SLG: 0.331 (1, 5)										3	1	1	1	1	1	2											
Jerry Grote, R OBP: 0.346, SLG: 0.361 (1, 2)										4	0	0	0	0	0	1											
Don Hahn, R OBP: 0.371, SLG: 0.409 (1, 8)										3	0	1	0	1	0	0											
Jon Matlack, L OBP: 0.167, SLG: 0.102 (1, 1)										4	0	0	0	0	2	2											
Inning Stats	R: 1 E: 0 K: 1 S: 8	H: 3 LOB: 2 BB: 0 P: 8	R: 0 E: 0 K: 0 S: 3	H: 0 LOB: 0 BB: 0 P: 3	R: 0 E: 0 K: 0 S: 4	H: 1 LOB: 2 BB: 1 P: 8	R: 1 E: 0 K: 1 S: 7	H: 2 LOB: 1 BB: 0 P: 7	R: 0 E: 0 K: 0 S: 4	H: 0 LOB: 0 BB: 0 P: 3	R: 1 E: 0 K: 1 S: 6	H: 2 LOB: 1 BB: 1 P: 10	R: 0 E: 0 K: 0 S: 2	H: 0 LOB: 0 BB: 1 P: 6	R: 0 E: 0 K: 0 S: 2	H: 0 LOB: 0 BB: 1 P: 6	1B: 8 2B: 0 3B: 0 HR: 1	SF: 0 SAC: 1 DP: 3 HBP: 0	WP: 0 PB: 0 SB: 0 CS: 0	PA: 37							
PITCHER	IP	WLS	BF	H	R	ER	SO	BB	IBB	HBP	BLK	WP	HR	S	P	ERA	WHIP										
Steve Renko, R ERA: 4.0 (1, 1)	7.0	L	31	9	3	3	3	2	0	0	0	0	1	35	43	3.86	1.571										
Don Carrithers, R ERA: 3.0 (8, 1)	1.0		3	0	0	0	0	1	0	0	0	0	0	2	6	0.00	1.000										
Dale Murray, R ERA: 1.8 (9, 1)	1.0		3	0	0	0	0	1	0	0	0	0	0	2	6	0.00	1.000										

New York Mets @ Montreal Expos
Jarry Park, Montreal, QB
 Sat Aug 03 1974, 7:05 PM EDT
 Att: 21,089 - Unknown

AB 32
R 3
H 9
RBI 3
BB 4
SO 3
LOB 16



Batter	1	2	3	4	5	6	7	8	9	AB	R	H	RBI	BB	SO	LOB	BOTTOM										
Ron Hunt, R OBP: 0.377, SLG: 0.300 (1, 4)										4	0	1	0	0	0	1											
Tim Foli, R OBP: 0.274, SLG: 0.261 (1, 6)										4	0	1	0	0	0	1											
Willie Davis, L OBP: 0.326, SLG: 0.418 (1, 8)										4	0	1	0	0	2	2											
Bob Bailey, R OBP: 0.396, SLG: 0.439 (1, 5)										4	0	1	0	0	0	1											
Hal Breeden, R OBP: 0.325, SLG: 0.358 (1, 3)										3	0	0	0	1	0	1											
Ron Woods, R OBP: 0.293, SLG: 0.200 (1, 7)										4	0	0	0	0	0	2											
Ken Singleton, S OBP: 0.395, SLG: 0.389 (1, 9)										3	0	1	0	0	0	1											
Barry Foote, R OBP: 0.316, SLG: 0.382 (1, 2)										3	0	2	0	0	0	1											
Steve Renko, R OBP: 0.258, SLG: 0.288 (1, 1)										2	0	0	0	0	1	2											
Don Carrithers, R (8, 1)										0	0	0	0	0	0	0											
Jose Morales, R OBP: 0.333, SLG: 0.583 (8, PH)										1	0	0	0	0	0	1											
Dale Murray, R (9, 1)										0	0	0	0	0	0	0											
Inning Stats	R: 0 E: 0 K: 0 S: 4	H: 1 LOB: 1 BB: 0 P: 4	R: 0 E: 0 K: 0 S: 3	H: 0 LOB: 0 BB: 0 P: 3	R: 0 E: 0 K: 0 S: 4	H: 1 LOB: 1 BB: 0 P: 4	R: 0 E: 0 K: 0 S: 3	H: 0 LOB: 0 BB: 0 P: 3	R: 0 E: 0 K: 1 S: 6	H: 1 LOB: 1 BB: 0 P: 6	R: 0 E: 0 K: 1 S: 5	H: 0 LOB: 0 BB: 0 P: 5	R: 0 E: 0 K: 0 S: 3	H: 0 LOB: 1 BB: 1 P: 7	R: 0 E: 0 K: 1 S: 7	H: 3 LOB: 2 BB: 0 P: 7	R: 0 E: 0 K: 0 S: 3	H: 1 LOB: 0 BB: 0 P: 3	1B: 6 2B: 1 3B: 0 HR: 0	SF: 0 SAC: 0 DP: 2 HBP: 0	WP: 0 PB: 0 SB: 1 CS: 0	PA: 33					
PITCHER	IP	WLS	BF	H	R	ER	SO	BB	IBB	HBP	BLK	WP	HR	S	P	ERA	WHIP										
Jon Matlack, L ERA: 2.83 (1, 1)	9.0	W	33	7	0	0	3	1	0	0	0	0	0	38	42	0.00	0.889										

New York Mets @ Montreal Expos
Jarry Park, Montreal, QB
 Sat Aug 03 1974, 7:05 PM EDT
 Att: 21,089 - Unknown


AB 32
R 0
H 7
RBI 0
BB 1
SO 3
LOB 13



Batter	1	2	3	4	5	6	7	8	9	AB	R	H	RBI	BB	SO	LOB	TOP			
Bud Harrelson, S OBP: 0.398, SLG: 0.294 (1, 6)	4-0 1B BB		0-0 E4 BB WP E		0-3 K		0-0 1-3	0-0 G3		4	1	0	0	1	1	2				
Felix Milan, R OBP: 0.312, SLG: 0.289 (1, 4)	0-0 F9		4-0 F BB SF7 BB		0-0 6-3		0-0 1-3		0-0 1B BB	4	2	1	0	1	0	1				
Cleon Jones, R OBP: 0.341, SLG: 0.418 (1, 7)	0-0		4-0		0-0		0-0		0-0	1	0	1	0	0	0	0				
John Milner, L OBP: 0.328, SLG: 0.420 (2, 3)	1-2 1B		1-2 2-3 BB		1B				1-3 BB BB	3	1	2	0	1	0	0				
Rusty Staub, L OBP: 0.350, SLG: 0.426 (1, 9)	0-0 P4		0-0 E3		0-0 F7			0-0 P6	4-0 BB BB FC6-4 IBB	4	1	0	1	1	0	5				
Ed Kranepool, L OBP: 0.407, SLG: 0.464 (1, 3)	0-0 1-3		0-0 SF7		0-0 F9			4-0 5-3 1B BB	0-3 K	2	0	0	1	1	0	2				
Ted Martinez, R OBP: 0.243, SLG: 0.302 (8, PR)										0	1	0	0	0	0	0				
Jim Gosger, L (8, 7)										1	0	0	0	0	1	3				
Wayne Garrett, L OBP: 0.312, SLG: 0.331 (1, 5)		4-0 G5-4-3 BB	0-0 F7		0-0 4-3			0-0 1-2 2B 1B	4-0 FC6-4 BB BB	3	1	1	1	2	0	2				
Jerry Grote, R OBP: 0.343, SLG: 0.355 (1, 2)		0-0 G5-4-3			0-0 F8		0-3 K		0-0 5-3	4	0	0	1	1	1	3				
Don Hahn, R OBP: 0.372, SLG: 0.402 (1, 8)		0-0 6-3			0-0 6-3			4-0 HR BB	4-0 2B IBB	3	2	0	1	2	0	2				
Tom Seaver, R OBP: 0.184, SLG: 0.070 (1, 1)					0-3 K				0-0 K	2	0	0	0	0	2	0				
Ken Boswell, L OBP: 0.294, SLG: 0.329 (7, PH)					0-3 K				0-0 K	1	1	1	2	0	0	0				
Tug McGraw, R OBP: 0.167, SLG: 0.333 (7, 1)								1-1 HR	1-1 2-3 2B	2	0	1	3	0	1	2				
Inning Stats	R: 0 E: 0 K: 0 S: 4	H: 1 LOB: 2 BB: 1 P: 8	R: 0 E: 0 K: 0 S: 2	H: 0 LOB: 0 BB: 1 P: 6	R: 2 E: 2 K: 1 S: 7	H: 0 LOB: 2 BB: 2 P: 15	R: 0 E: 0 K: 1 S: 5	H: 0 LOB: 0 BB: 0 P: 5	R: 0 E: 0 K: 1 S: 6	H: 1 LOB: 1 BB: 0 P: 6	R: 2 E: 0 K: 0 S: 4	H: 1 LOB: 0 BB: 1 P: 8	R: 3 E: 0 K: 0 S: 5	H: 2 LOB: 2 BB: 13	R: 3 E: 0 K: 2 S: 9	H: 2 LOB: 3 BB: 21	1B: 5 2B: 1 3B: 0 HR: 1	SF: 1 SAC: 0 DP: 1 HBP: 0	WP: 1 PB: 0 SB: 0 CS: 0	PA: 45
PITCHER	IP	WLS	BF	H	R	ER	SO	BB	IBB	HBP	BLK	WP	HR	S	P	ERA	WHIP			
Dennis Blair, R ERA: 2.79 (1, 1)	8.0	L	37	5	7	5	4	6	1	0	0	1	1	38	66	5.62	1.375			
John Montague, R ERA: 2.69 (9, 1)	1.0		8	2	3	3	2	2	1	0	0	0	0	9	21	27.00	4.000			

New York Mets @ Montreal Expos
Jarry Park, Montreal, QB
 Mon Aug 05 1974, 7:05 PM EDT
 Att: 20,118 - Unknown


AB	34
R	10
H	7
RBI	10
BB	10
SO	6
LOB	22

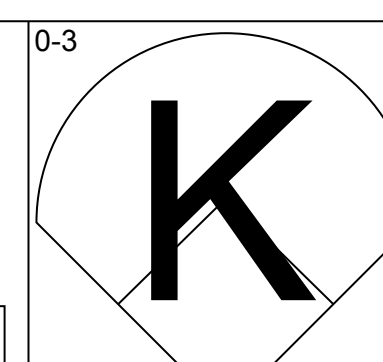
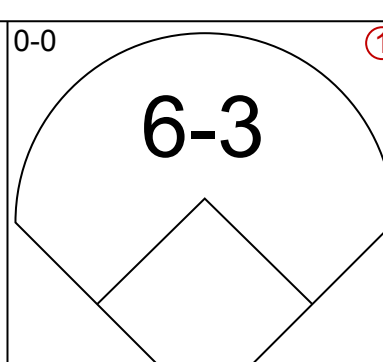
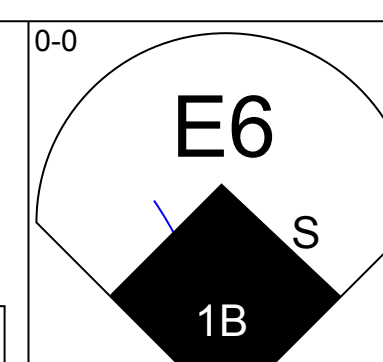
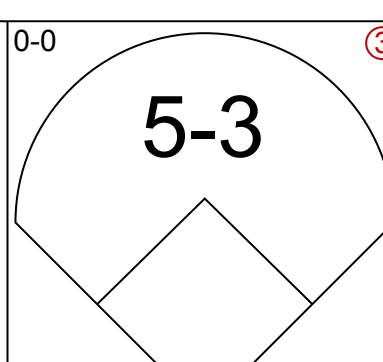
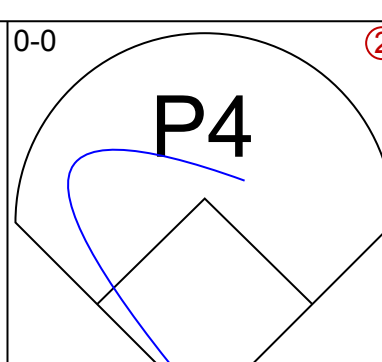
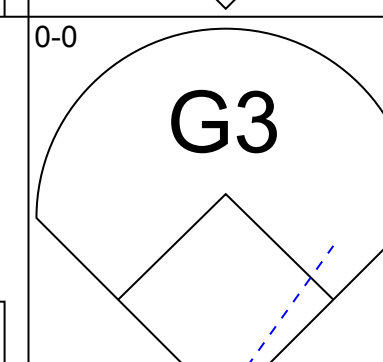
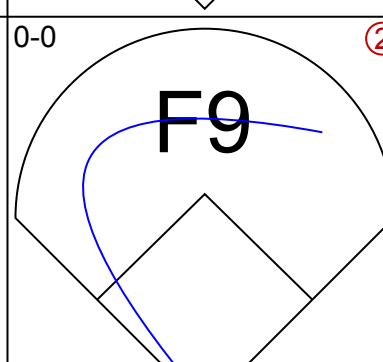
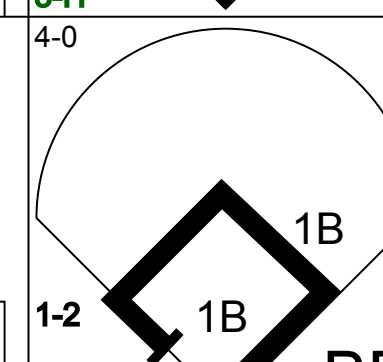

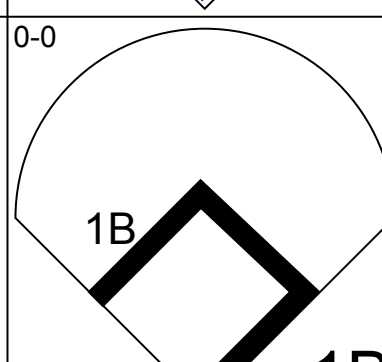
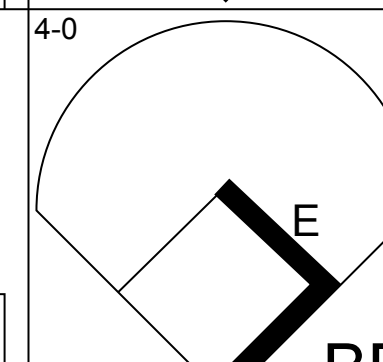
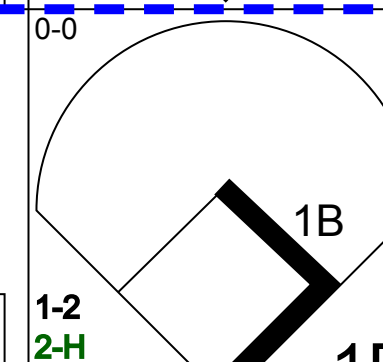

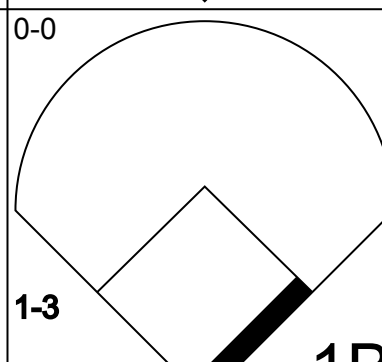
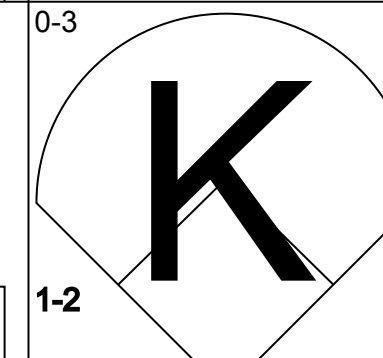
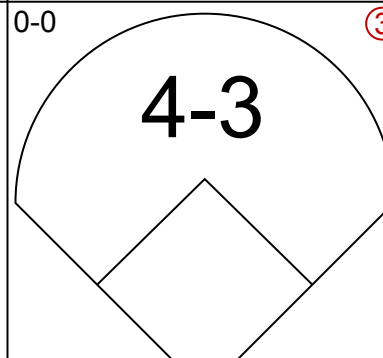
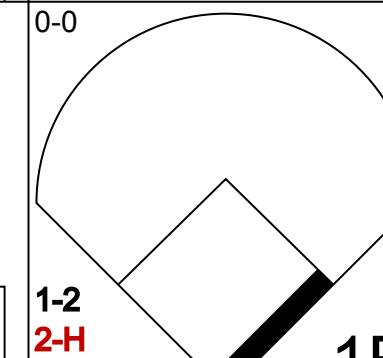

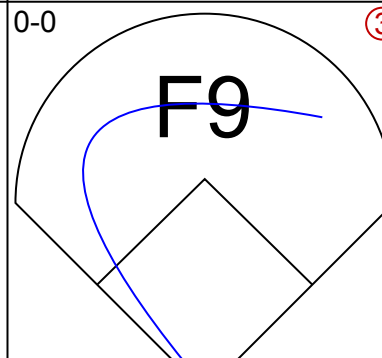
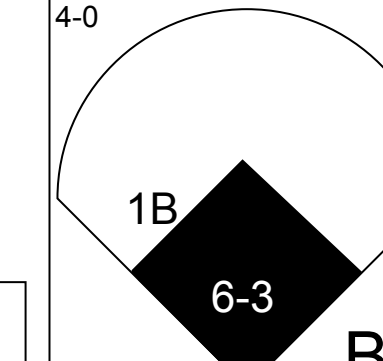
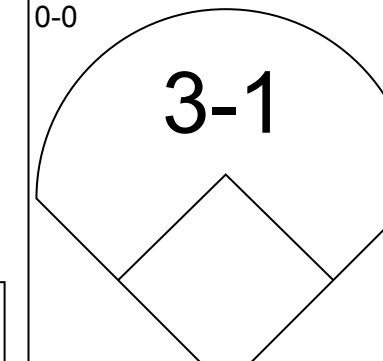
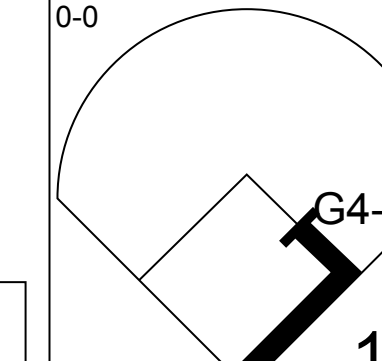
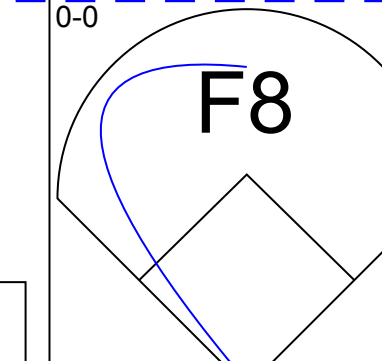
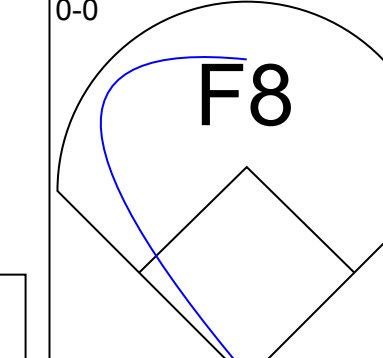
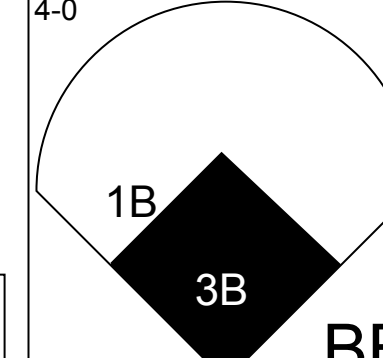
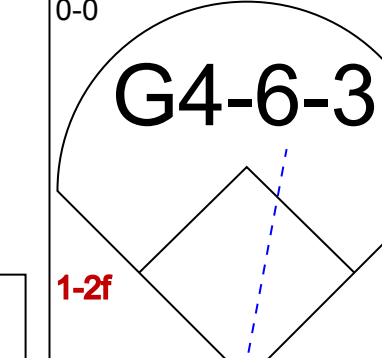
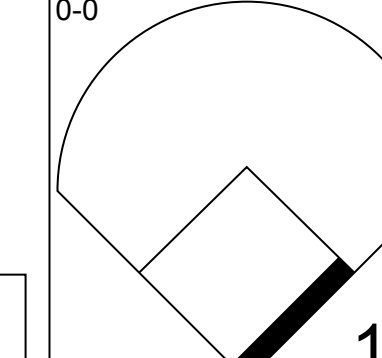
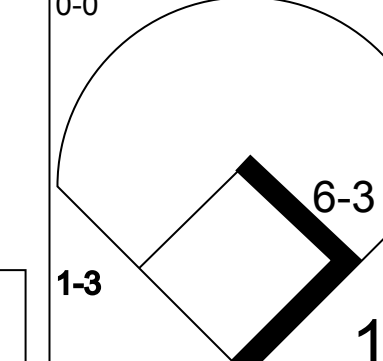
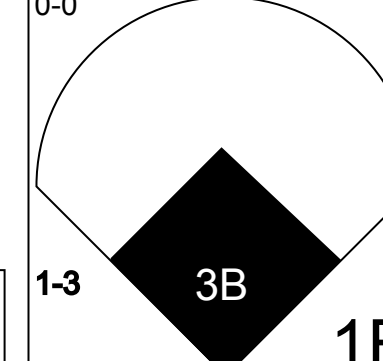
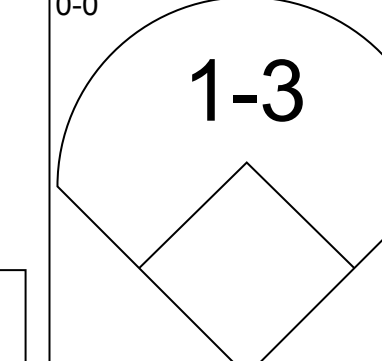
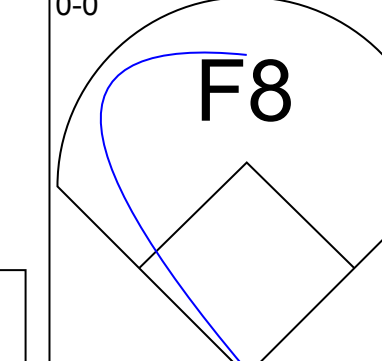
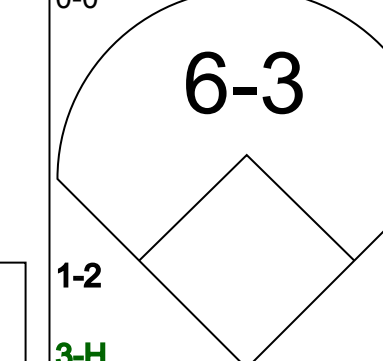
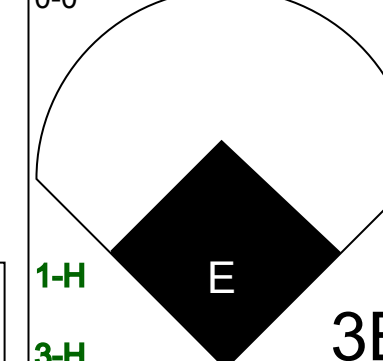

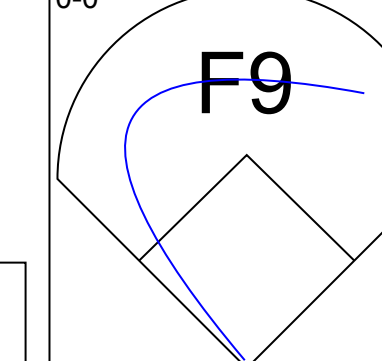
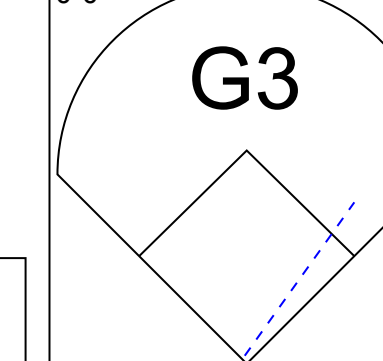
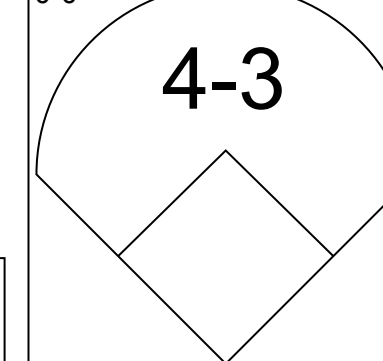




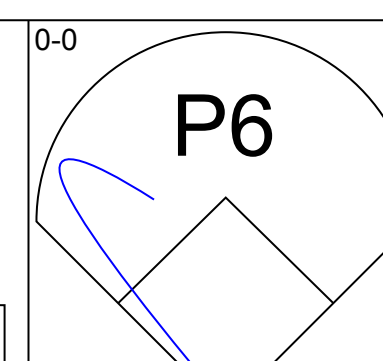
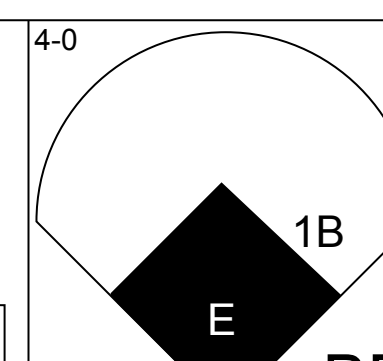
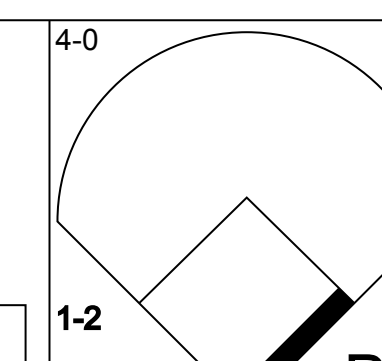

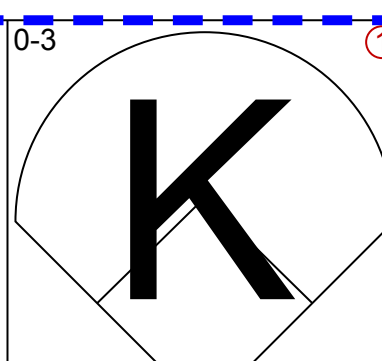
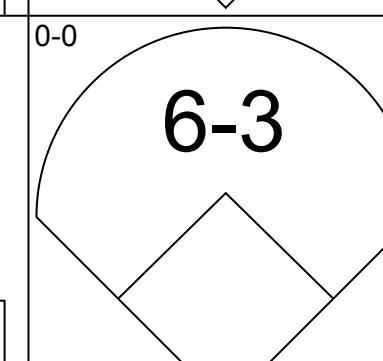
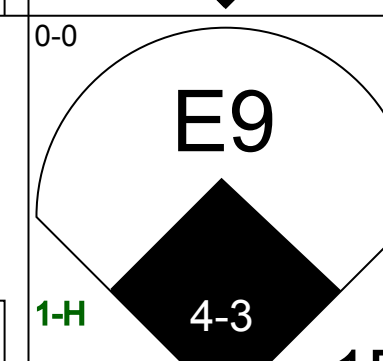
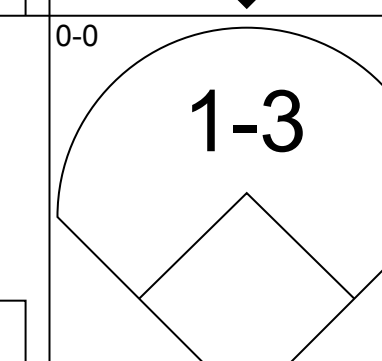
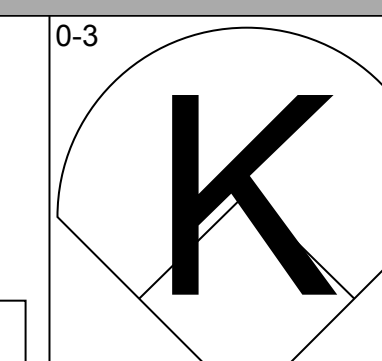
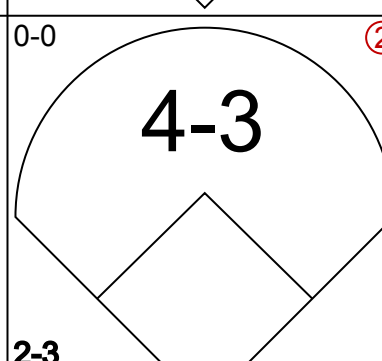
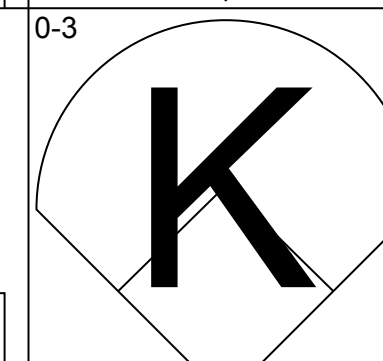
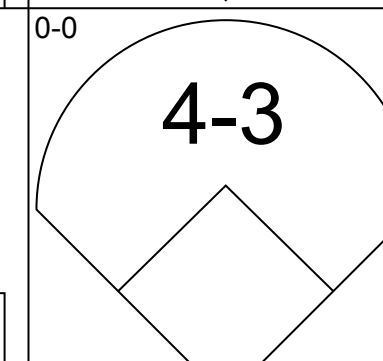
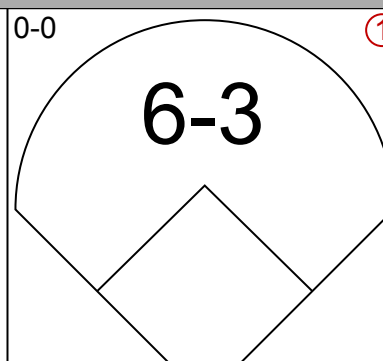
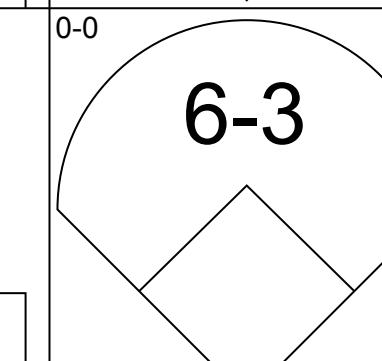
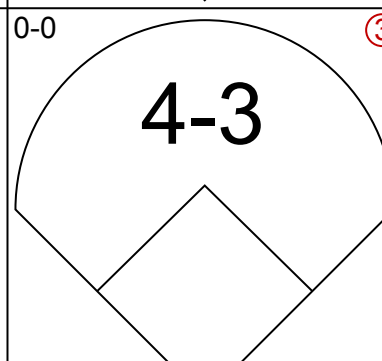
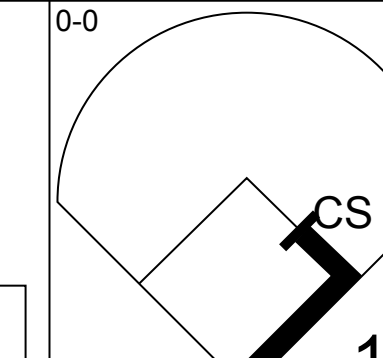
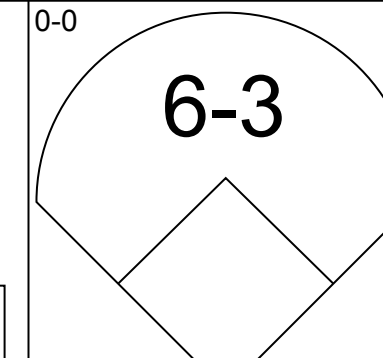
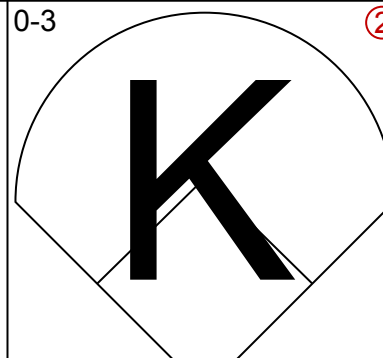
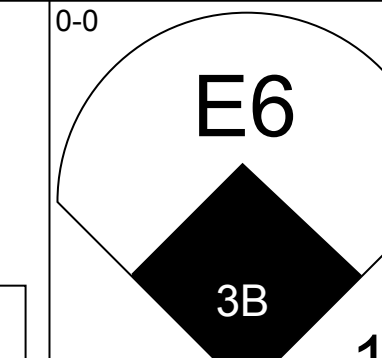
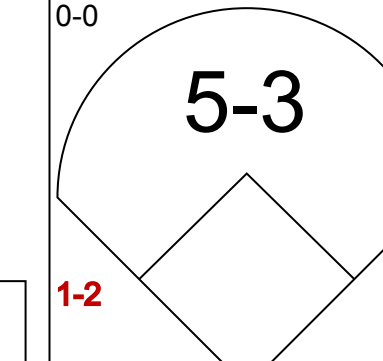
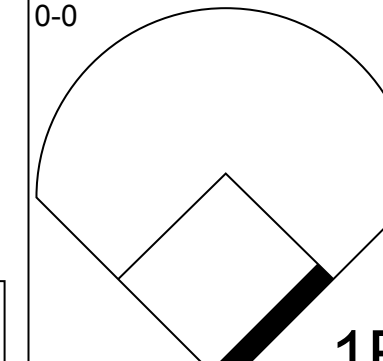
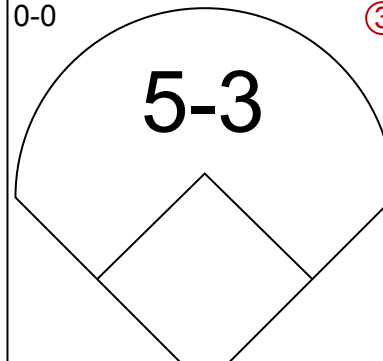
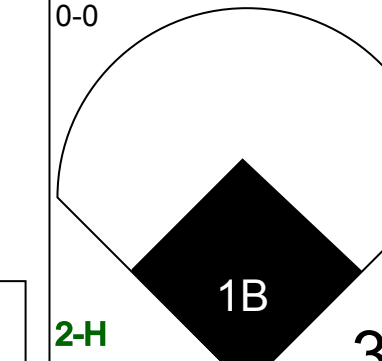
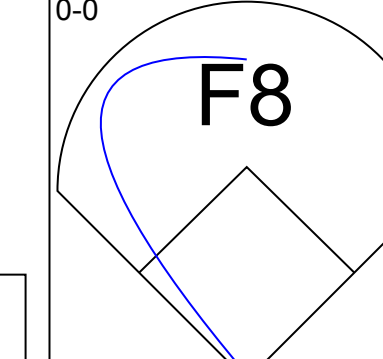
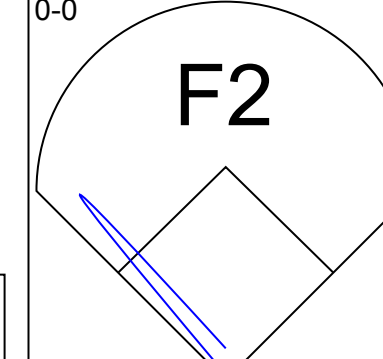

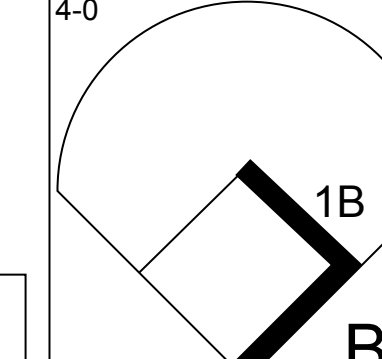
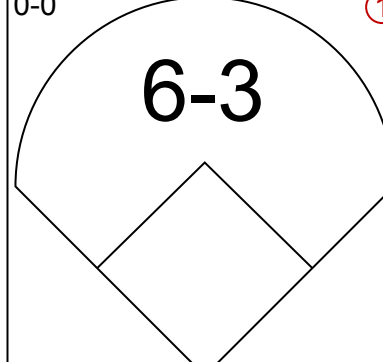
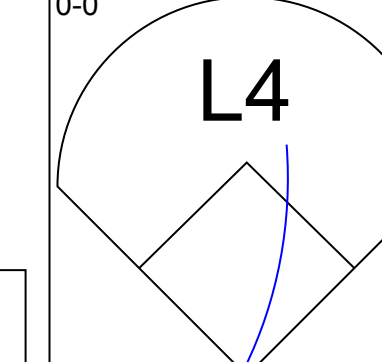

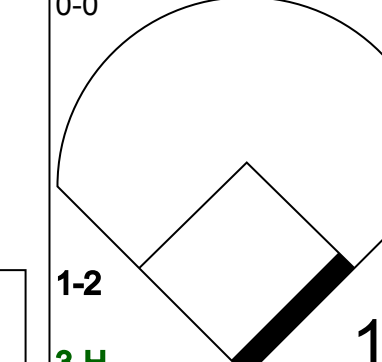
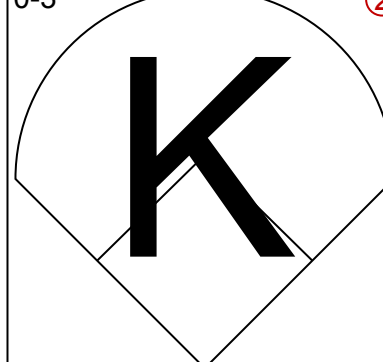
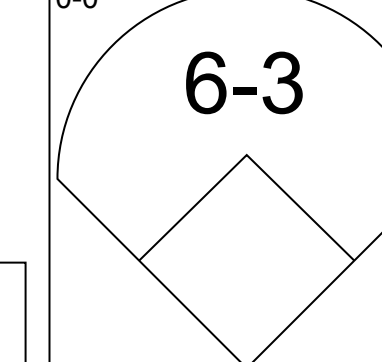

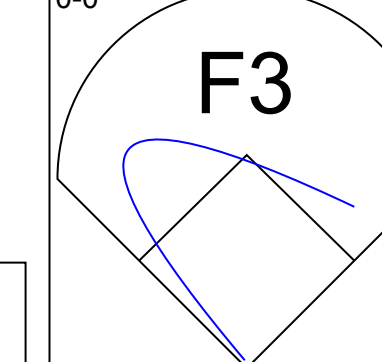
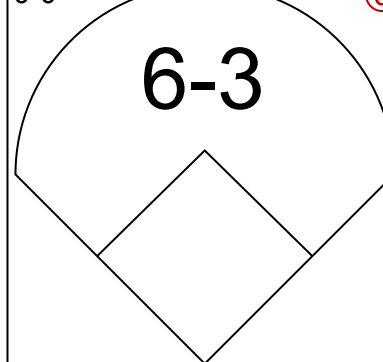
Batter	1	2	3	4	5	6	7	8	9	AB	R	H	RBI	BB	SO	LOB	BOTTOM			
Ron Hunt, R OBP: 0.383, SLG: 0.303 (1, 4)	4-0 3B BB	0-0 BB 1B		1-0 G1-6-3 HBP		0-0 P3		0-0 1B		3	1	2	0	1	0	0				
Willie Davis, L OBP: 0.327, SLG: 0.423 (1, 8)	0-0 1B 3B	0-0 BB 1B		0-3 K			0-0 F2	0-0 P4		5	1	2	1	0	1	3				
Ron Fairly, L OBP: 0.381, SLG: 0.453 (1, 3)	0-0 G3	4-0 G4-6-3 BB		0-0 G1-6-3			0-3 K		0-0 F9	4	0	0	0	1	1	2				
Ken Singleton, S OBP: 0.393, SLG: 0.386 (1, 9)	0-3 K	0-0 G4-6-3			0-0 6-3		0-0 BB 1B		0-0 E6	5	0	1	0	0	1	4				
Mike Jorgensen, L OBP: 0.429, SLG: 0.500 (1, 7)	0-0 BB 1B		0-0 F8 BB 4-3 1B		0-0 1-3		4-0 BB BB		0-0 4-3	4	1	2	1	1	0	1				
Bob Bailey, R OBP: 0.399, SLG: 0.436 (1, 5)	4-0 1-2 BB		4-0 4-3 BB		4-0 WP BB		0-3 K		0-0 5-3	2	0	0	0	3	1	3				
Barry Foote, R OBP: 0.312, SLG: 0.376 (1, 2)	0-0 F2		0-0 F8		0-0 P6			0-0 5-3		4	0	0	0	0	0	5				
Pepe Frias, R OBP: 0.284, SLG: 0.295 (1, 6)		0-0 1B 1B		0-0 4-3		0-0 6-3		0-0 P4		4	1	1	1	0	0	1				
Dennis Blair, R OBP: 0.182, SLG: 0.103 (1, 1)			0-3 K		0-0 4-3			0-0 1B		3	0	0	0	0	2	2				
Jose Morales, R OBP: 0.385, SLG: 0.615 (8, PH)										1	0	1	0	0	0	0				
John Montague, R OBP: 0.273, SLG: 0.111 (9, 1)										0	0	0	0	0	0	0				
Inning Stats	R: 2 E: 0 K: 1 S: 7	H: 2 LOB: 2 BB: 2 P: 15	R: 1 E: 0 K: 1 S: 7	H: 3 LOB: 1 BB: 1 P: 11	R: 1 E: 0 K: 0 S: 4	H: 1 LOB: 1 BB: 1 P: 8	R: 0 E: 0 K: 1 S: 4	H: 0 LOB: 0 BB: 0 P: 5	R: 0 E: 0 K: 1 S: 5	H: 0 LOB: 1 BB: 1 P: 7	R: 0 E: 0 K: 2 S: 8	H: 1 LOB: 2 BB: 1 P: 12	R: 0 E: 0 K: 0 S: 5	H: 2 LOB: 2 BB: 0 P: 5	R: 0 E: 1 K: 0 S: 4	H: 0 LOB: 1 BB: 0 P: 4	1B: 8 2B: 0 3B: 1 HR: 0	SF: 0 SAC: 0 DP: 2 HBP: 1	WP: 1 PB: 0 SB: 0 CS: 0	PA: 42
PITCHER	IP	WLS	BF	H	R	ER	SO	BB	IBB	HBP	BLK	WP	HR	S	P	ERA	WHIP			
Tom Seaver, R ERA: 3.53 (1, 1)	6.0		28	6	4	4	4	5	0	1	0	0	0	30	51	6.00	1.833			
Tug McGraw, L ERA: 5.04 (7, 1)	3.0	W	14	3	0	0	2	1	0	0	0	0	0	17	21	0.00	1.333			

New York Mets @ Montreal Expos
Jarry Park, Montreal, QB
 Mon Aug 05 1974, 7:05 PM EDT
 Att: 20,118 - Unknown

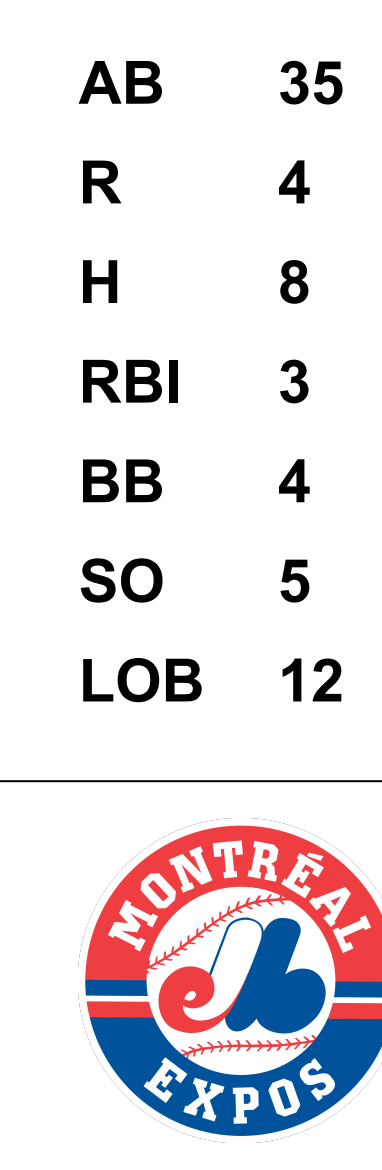
AB	35
R	4
H	9
RBI	3
BB	6
SO	6
LOB	21

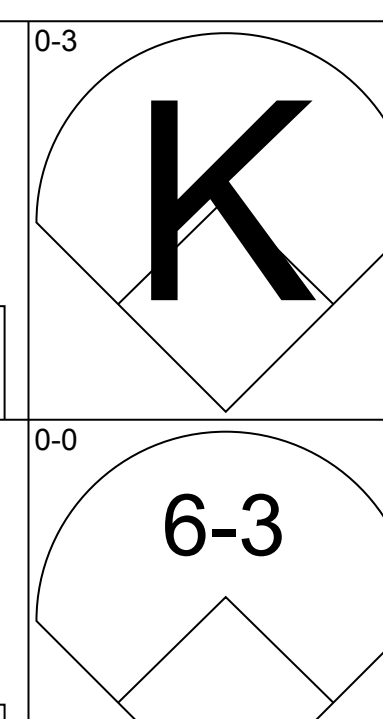
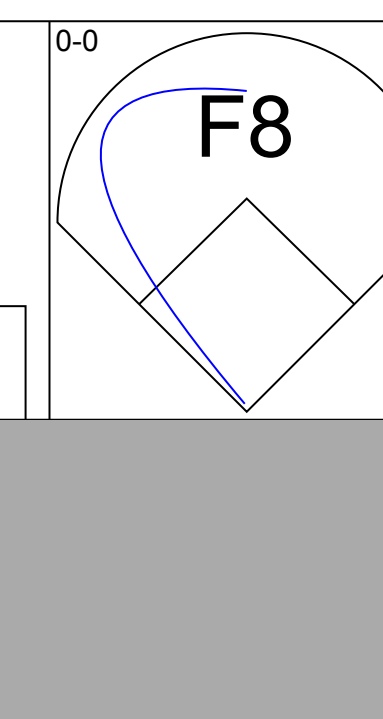
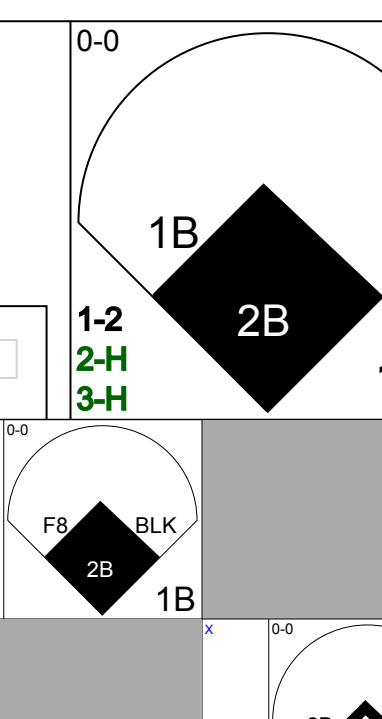
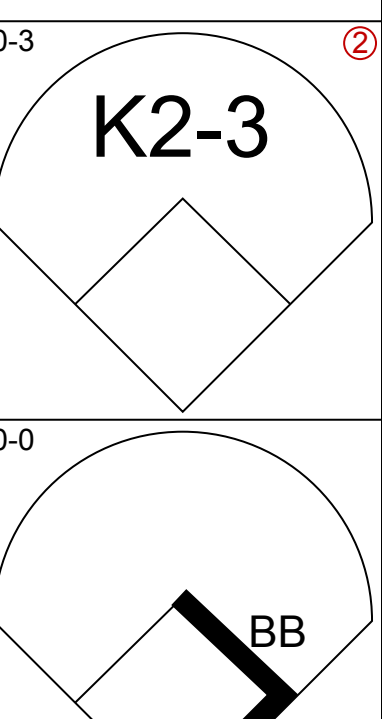
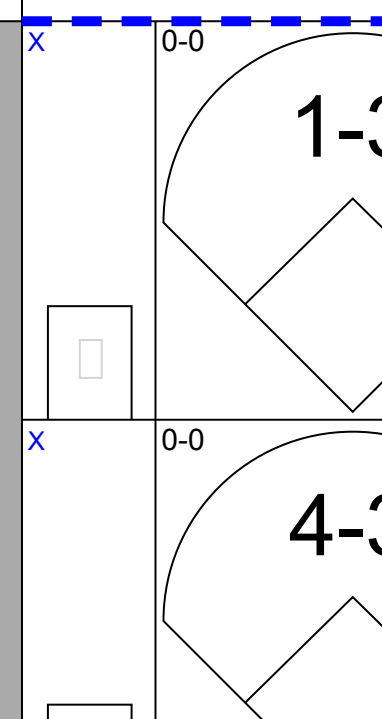
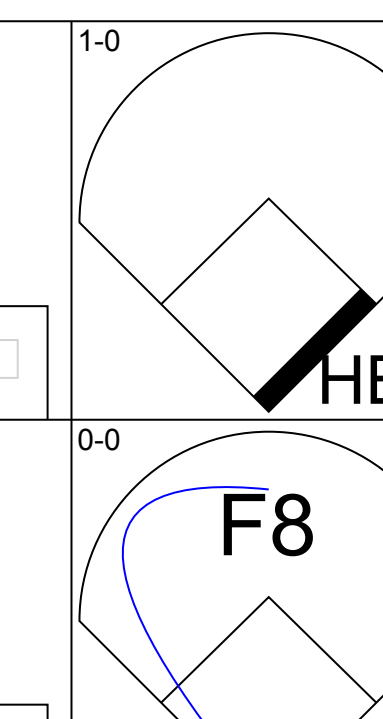
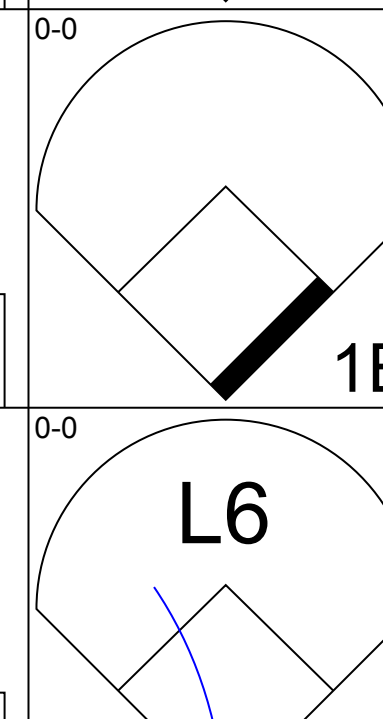
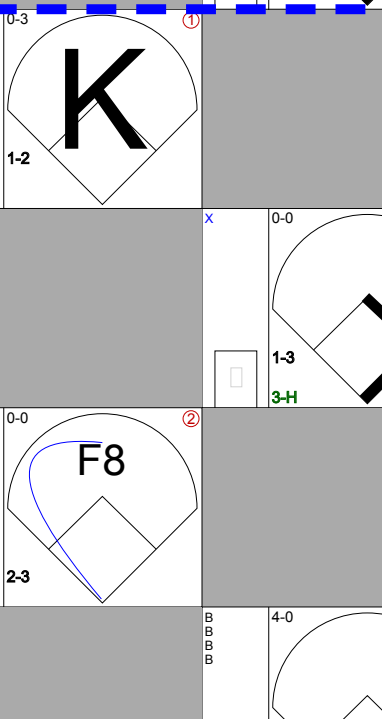
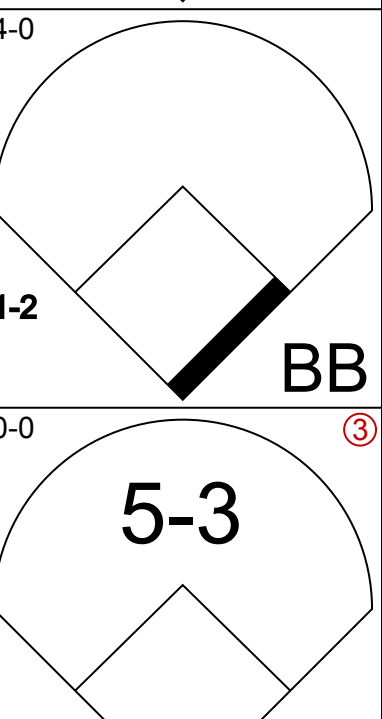
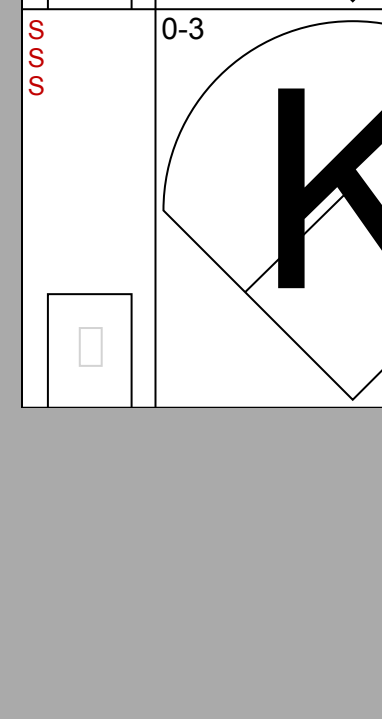
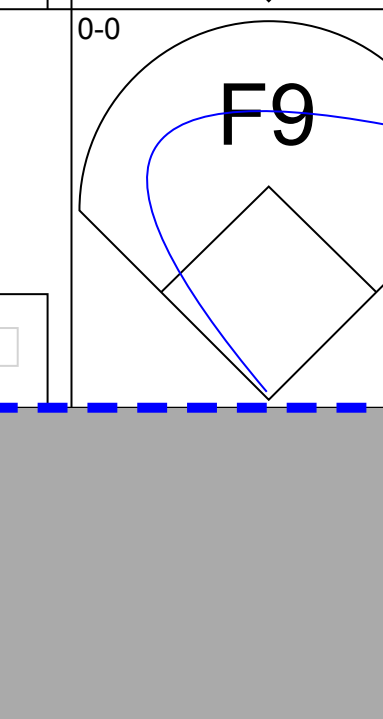

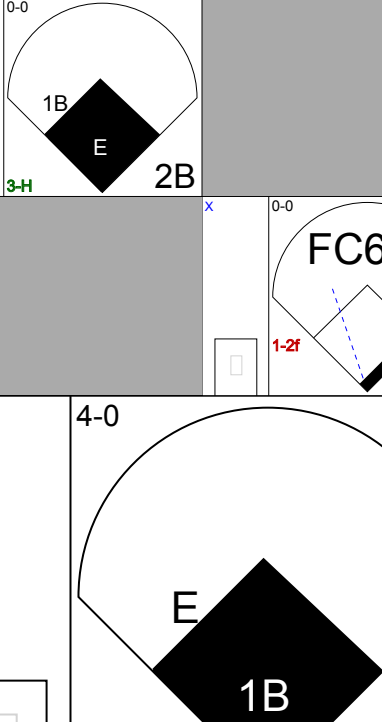




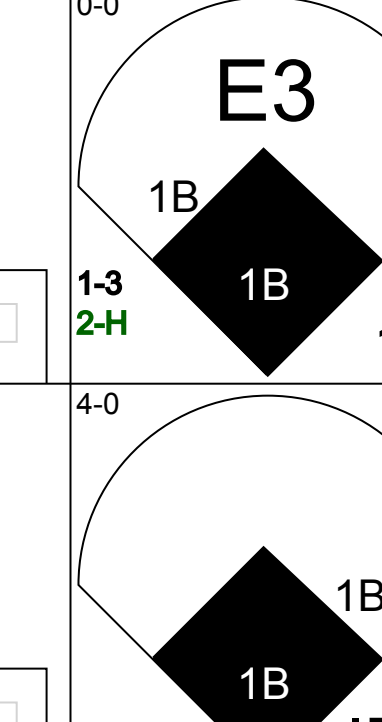

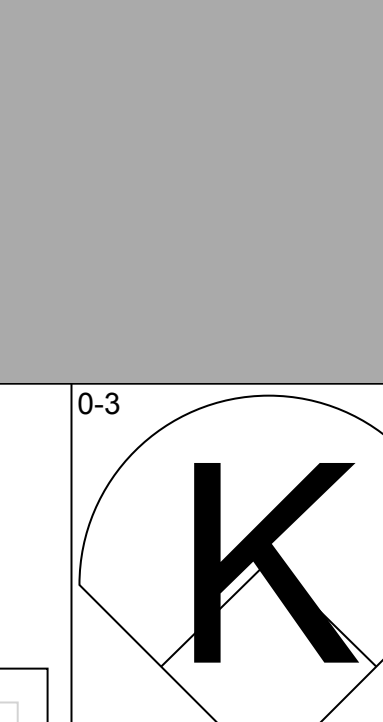
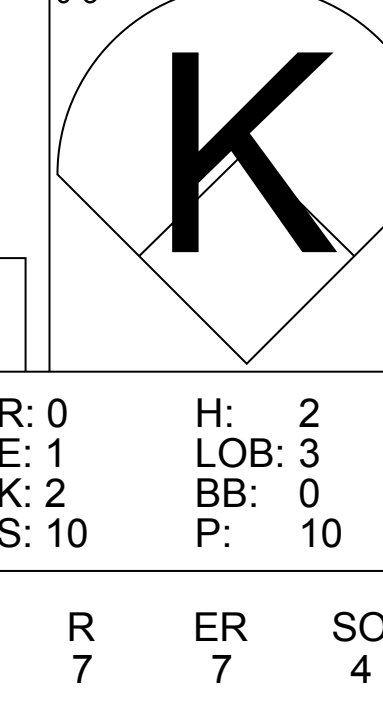
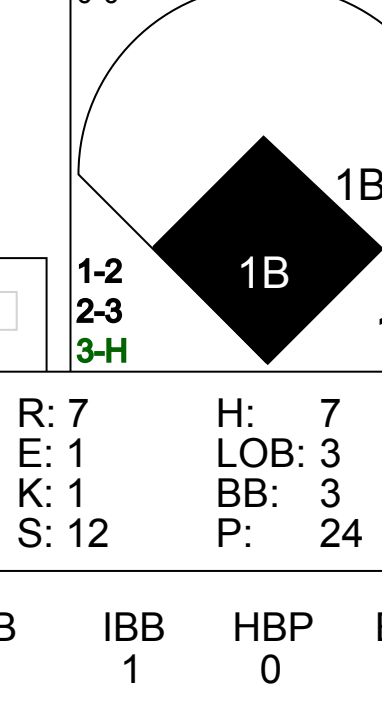
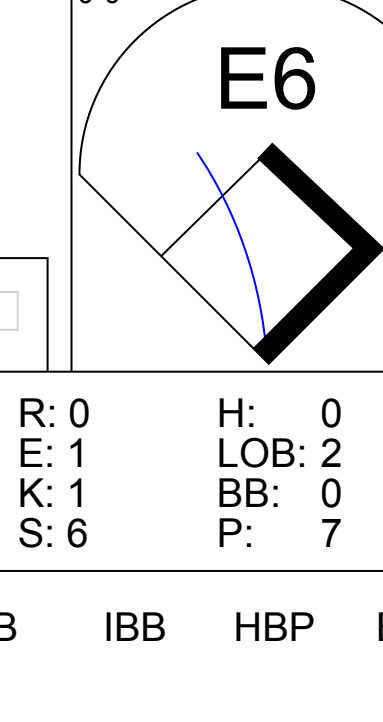
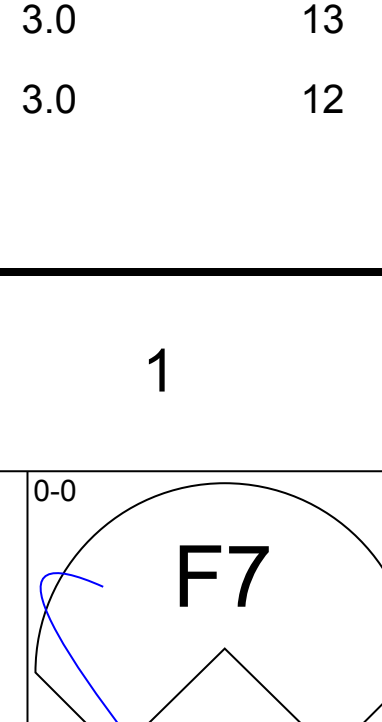
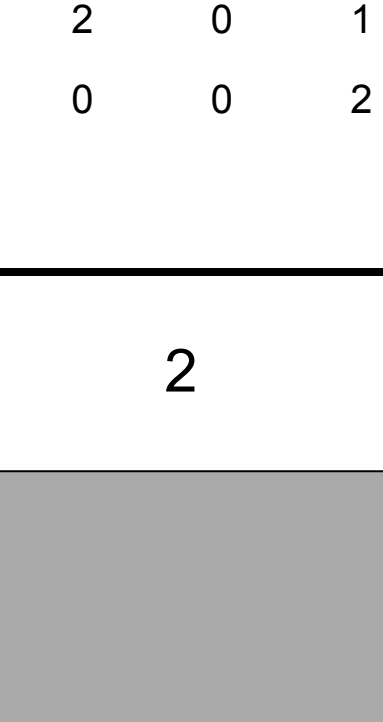
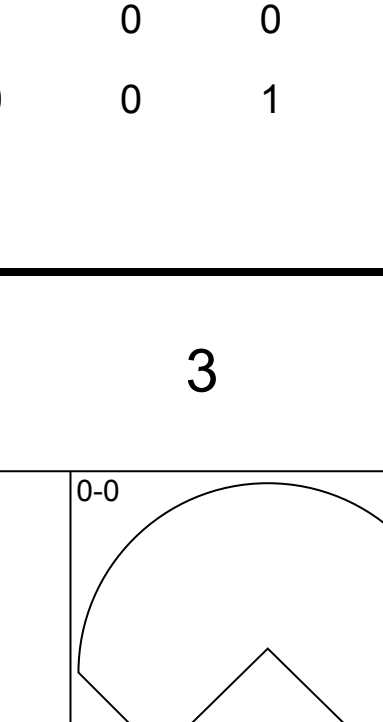
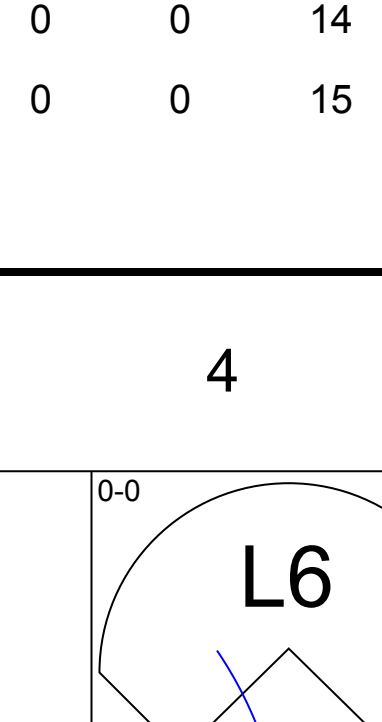
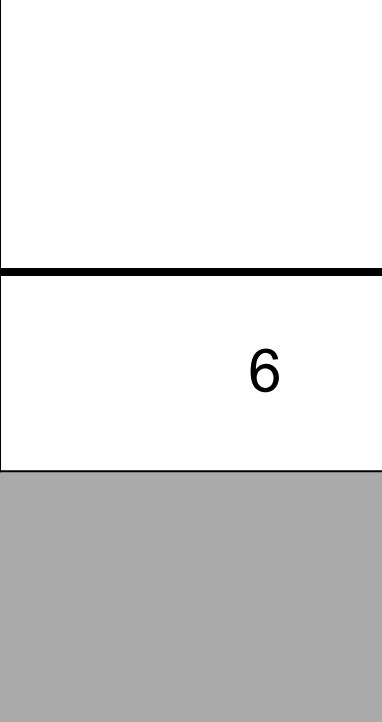
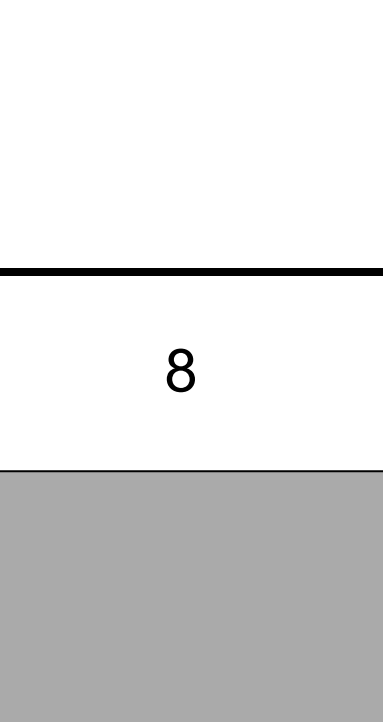
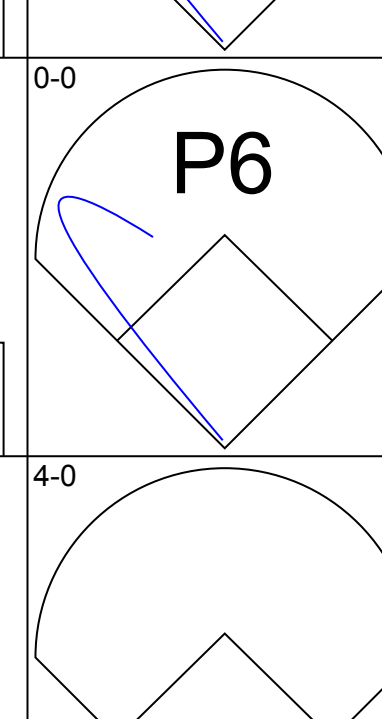

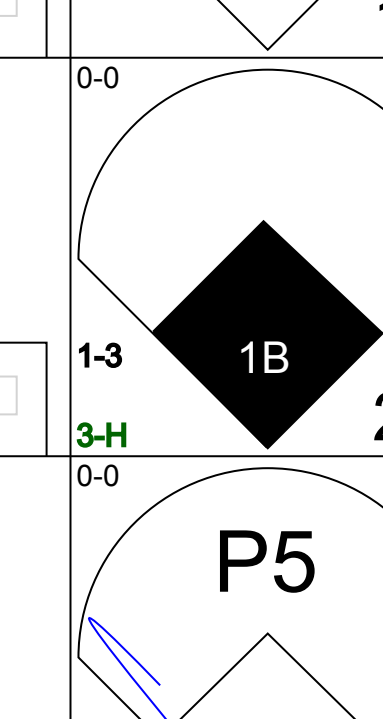
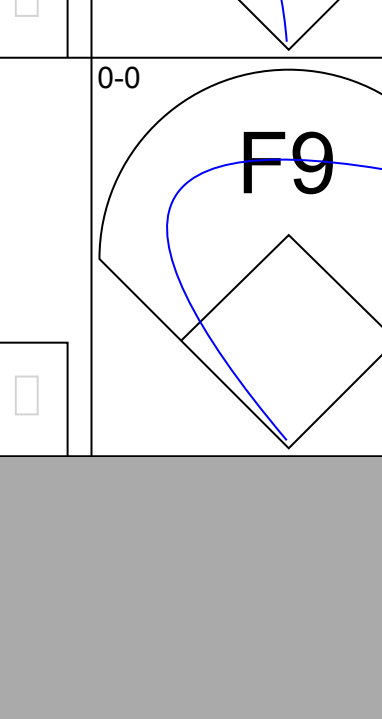



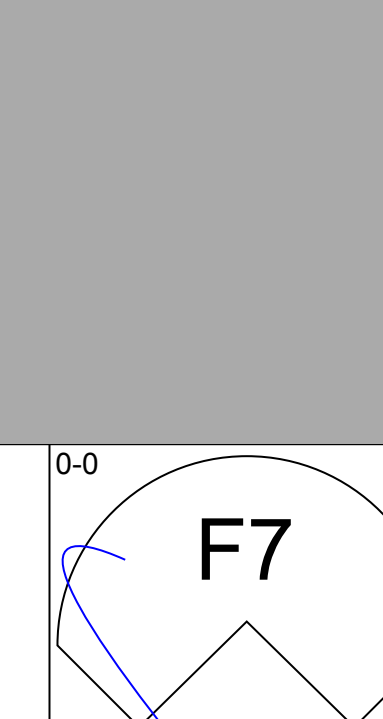
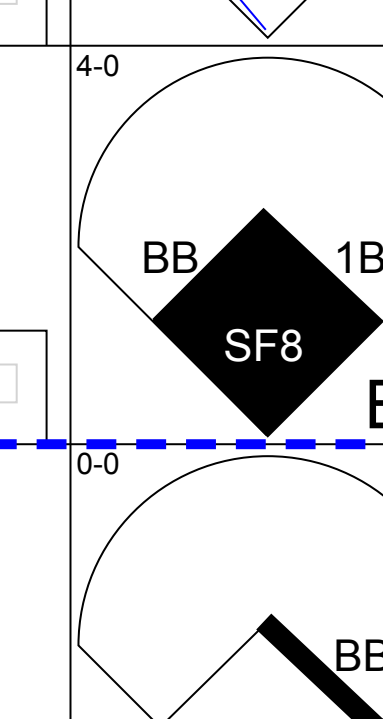




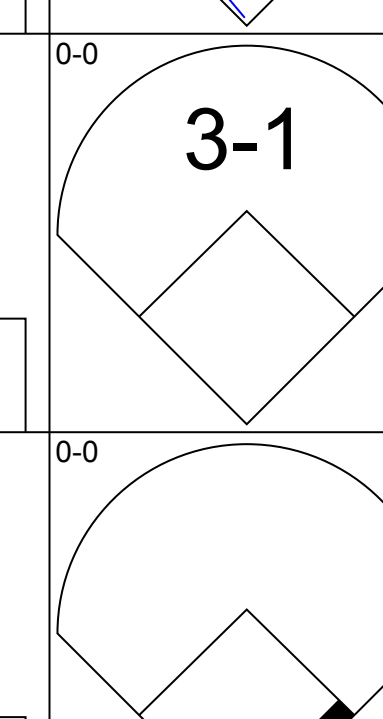
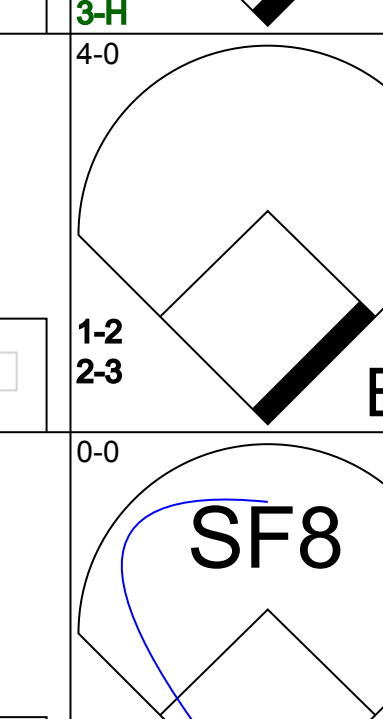
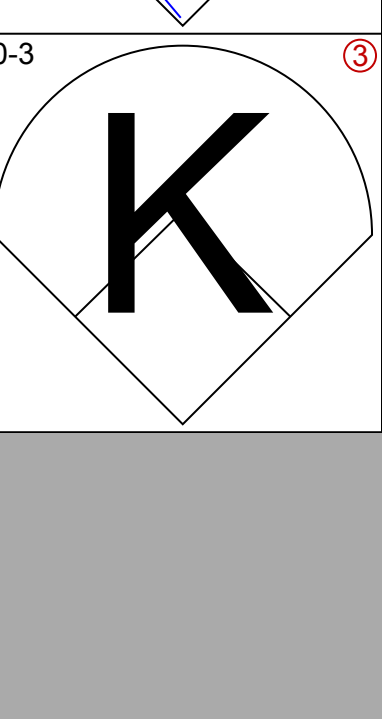
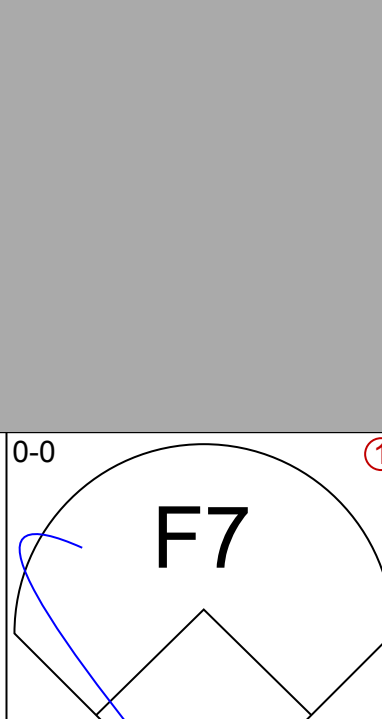



Batter	1	2	3	4	5	6	7	8	9	AB	R	H	RBI	BB	SO	LOB	TOP					
Lou Brock, L OBP: 0.376, SLG: 0.404 (1, 7)										5	1	0	0	0	1	0	St. Louis Cardinals @ Montreal Expos Jarry Park, Montreal, QB Tue Aug 06 1974, 7:05 PM EDT Unknown					
Ted Sizemore, R OBP: 0.357, SLG: 0.337 (1, 4)										4	0	1	0	1	0	0						
Bake McBride, L OBP: 0.372, SLG: 0.393 (1, 8)										4	0	3	1	1	0	0						
Ted Simmons, S OBP: 0.318, SLG: 0.431 (1, 2)										5	0	1	0	0	1	4						
Joe Torre, R OBP: 0.376, SLG: 0.420 (9, 3)										3	1	1	0	1	0	0						
Tim McCarver, L OBP: 0.355, SLG: 0.244 (1, 3)										3	1	1	0	1	0	2						
Jerry Davanon, R OBP: 0.316, SLG: 0.219 (9, 5)										0	0	0	0	0	0	0						
Jose Cruz, L OBP: 0.325, SLG: 0.419 (1, 9)										4	1	2	0	0	0	1						
Mike Tyson, R OBP: 0.245, SLG: 0.262 (1, 6)										4	1	1	3	0	1	2						
Lynn McGlothen, L OBP: 0.254, SLG: 0.259 (1, 1)										3	0	0	0	0	0	2						
Mike Garman, R OBP: 0.167, SLG: 0.167 (8, 1)										1	0	0	0	0	0	0						
Al Hrabosky, R OBP: 0.250, SLG: 0.250 (9, 1)										0	0	0	0	0	0	0						
Inning Stats	R: 0 E: 1 K: 2 S: 7	H: 0 LOB: 1 BB: 1 P: 11	R: 1 E: 0 K: 0 S: 4	H: 1 LOB: 1 BB: 1 P: 8	R: 0 E: 0 K: 0 S: 4	H: 1 LOB: 1 BB: 0 P: 4	R: 4 E: 1 K: 0 S: 7	H: 4 LOB: 2 BB: 2 P: 15	R: 0 E: 0 K: 0 S: 3	H: 1 LOB: 0 BB: 0 P: 3	R: 0 E: 0 K: 1 S: 5	H: 0 LOB: 0 BB: 0 P: 5	R: 0 E: 0 K: 0 S: 3	H: 0 LOB: 0 BB: 0 P: 3	R: 0 E: 0 K: 0 S: 4	H: 1 LOB: 1 BB: 0 P: 4	R: 0 E: 0 K: 0 S: 5	H: 2 LOB: 2 BB: 0 P: 5	1B: 9 2B: 0 3B: 1 HR: 0	SF: 0 SAC: 0 DP: 1 HBP: 0	WP: 0 PB: 0 SB: 1 CS: 0	PA: 40
PITCHER	IP WLS BF H R ER SO BB IBB HBP BLK WP HR S P ERA WHIP																					
Mike Torrez, R ERA: 4.42 (1, 1)	3.2 L 20 4 5 3 2 4 0 0 0 0 0 0 20 36 7.36 2.182																					
Don Carrithers, R ERA: 2.53 (4, 1)	3.1 11 3 0 0 1 0 0 0 0 0 0 0 13 13 0.00 0.900																					
Dale Murray, R ERA: 1.64 (8, 1)	1.0 4 1 0 0 0 0 0 0 0 0 0 0 4 4 0.00 1.000																					
Chuck Taylor, R ERA: 2.28 (9, 1)	1.0 5 2 0 0 0 0 0 0 0 0 0 0 5 5 0.00 2.000																					

Batter	1	2	3	4	5	6	7	8	9	AB	R	H	RBI	BB	SO	LOB	BOTTOM					
Larry Lintz, S OBP: 0.335, SLG: 0.276 (1, 4)										3	1	0	0	2	1	3	St. Louis Cardinals @ Montreal Expos Jarry Park, Montreal, QB Tue Aug 06 1974, 7:05 PM EDT Unknown					
Willie Davis, L OBP: 0.326, SLG: 0.420 (1, 8)										5	1	1	0	0	1	3						
Ken Singleton, S OBP: 0.388, SLG: 0.381 (1, 9)										5	0	0	1	0	1	1						
Mike Jorgensen, L OBP: 0.430, SLG: 0.500 (1, 7)										4	1	2	0	0	1	0						
Bob Bailey, R OBP: 0.400, SLG: 0.443 (1, 5)										4	1	2	1	0	0	1						
Ron Fairly, L OBP: 0.379, SLG: 0.447 (1, 3)										3	0	0	0	1	0	1						
Ron Woods, R OBP: 0.293, SLG: 0.200 (8, FR) (9, 7)										0	0	0	0	0	0	0						
Barry Foote, R OBP: 0.311, SLG: 0.374 (1, 2)										4	0	1	1	0	0	0						
Pepe Frias, R OBP: 0.278, SLG: 0.289 (1, 6)										2	0	0	0	0	1	0						
Larry Blittner, L (7, PH)										1	0	0	0	0	0	1						
Dale Murray, R (8, 1)										0	0	0	0	0	0	0						
Jose Morales, R OBP: 0.357, SLG: 0.571 (8, PH)										1	0	0	0	0	2	0						
Chuck Taylor, R OBP: 0.500, SLG: 0.571 (9, 1)										0	0	0	0	0	0	0						
Mike Torrez, R OBP: 0.093, SLG: 0.071 (1, 1)										1	0	0	0	0	0	0						
Don Carrithers, R OBP: 0.200, SLG: 0.200 (4, 1)										1	0	1	0	0	0	0						
Boots Day, L OBP: 0.246, SLG: 0.190 (7, PH)										0	0	0	0	1	0	0						
Tim Foli, R OBP: 0.274, SLG: 0.261 (8, 6)										0	0	0	0	0	0	0						
Ron Hunt, R OBP: 0.385, SLG: 0.309 (9, PH)										1	0	1	0	0	0	0						
Inning Stats	R: 0 E: 0 K: 1 S: 5	H: 0 LOB: 0 BB: 0 P: 5	R: 0 E: 0 K: 0 S: 3	H: 1 LOB: 0 BB: 0 P: 3	R: 0 E: 0 K: 1 S: 5	H: 0 LOB: 0 BB: 0 P: 5	R: 2 E: 1 K: 0 S: 5	H: 2 LOB: 1 BB: 1 P: 9	R: 0 E: 0 K: 0 S: 4	H: 1 LOB: 2 BB: 1 P: 8	R: 0 E: 0 K: 1 S: 5	H: 0 LOB: 0 BB: 0 P: 5	R: 0 E: 1 K: 0 S: 4	H: 0 LOB: 2 BB: 1 P: 8	R: 2 E: 1 K: 1 S: 8	H: 3 LOB: 2 BB: 1 P: 12	R: 0 E: 0 K: 1 S: 6	H: 1 LOB: 1 BB: 0 P: 6	1B: 6 2B: 1 3B: 1 HR: 0	SF: 0 SAC: 0 DP: 0 HBP: 0	WP: 1 PB: 0 SB: 0 CS: 1	PA: 39
PITCHER	IP WLS BF H R ER SO BB IBB HBP BLK WP HR S P ERA WHIP																					
Lynn McGlothen, R ERA: 2.89 (1, 1)	7.2 W 34 7 4 3 4 4 0 0 0 0 0 0 2 2 3.52 1.435																					
Mike Garman, R ERA: 3.11 (8, 1)	0.1 2 1 0 0 0 0 0 0 0 0 0 0 2 2 0.00 3.000																					
Al Hrabosky, L ERA: 3.67 (9, 1)	1.0 S 3 0 0 0 1 0 0 0 0 0 0 0 5 5 0.00 0.000																					

AB 36
R 5
H 10
RBI 4
BB 4
SO 3
LOB 11

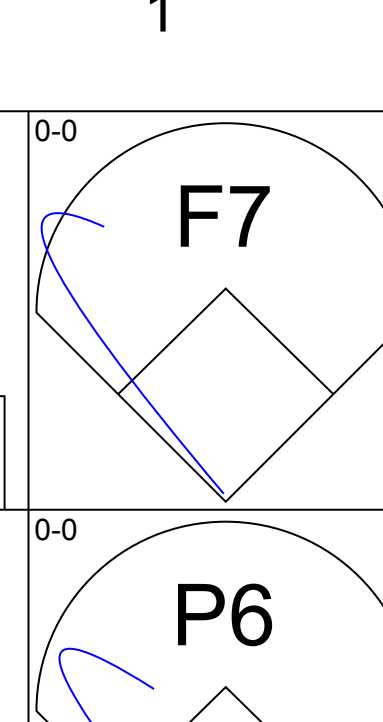
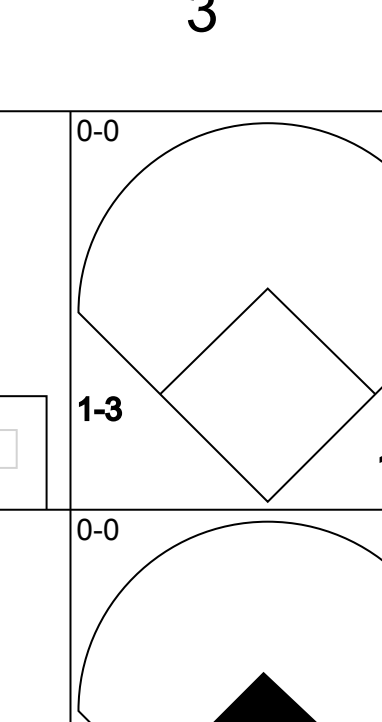
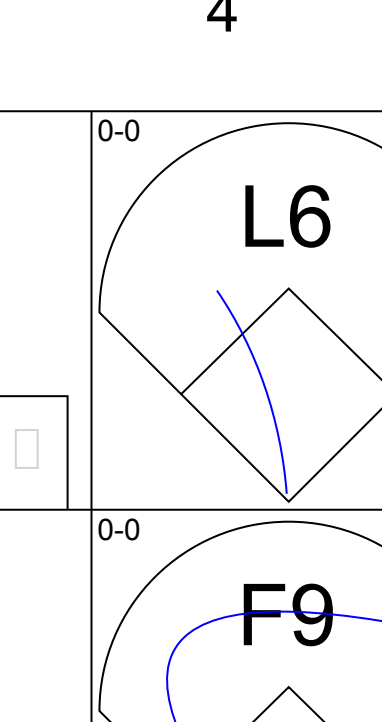
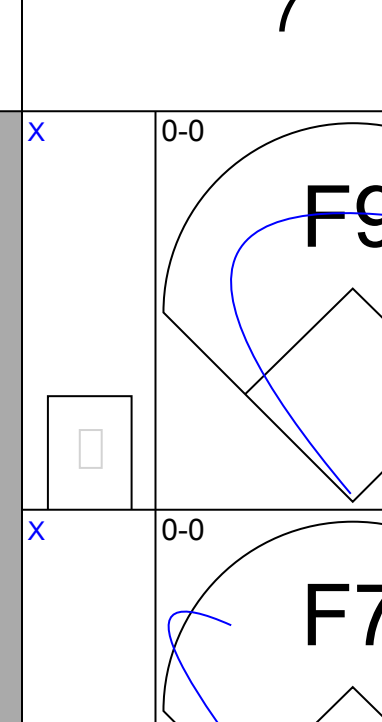
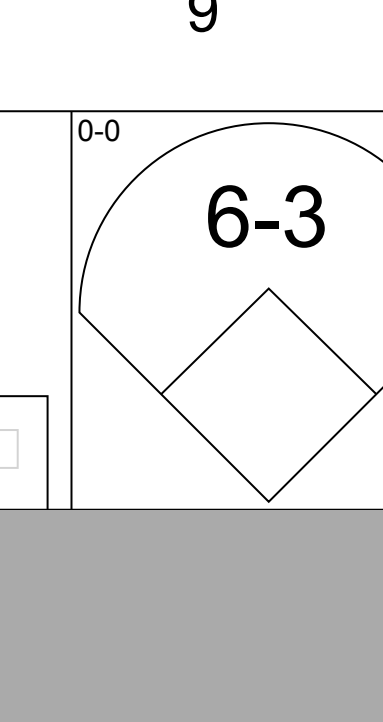
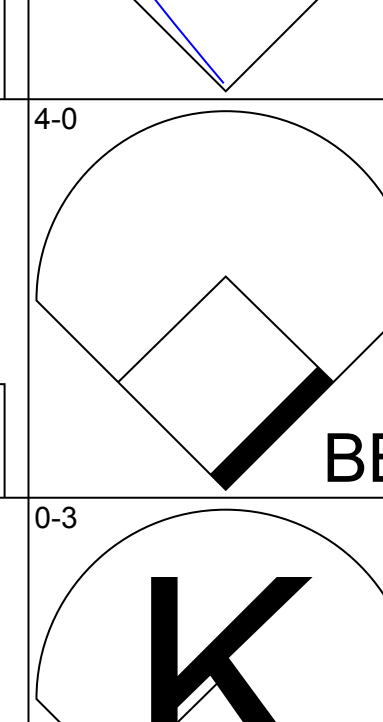
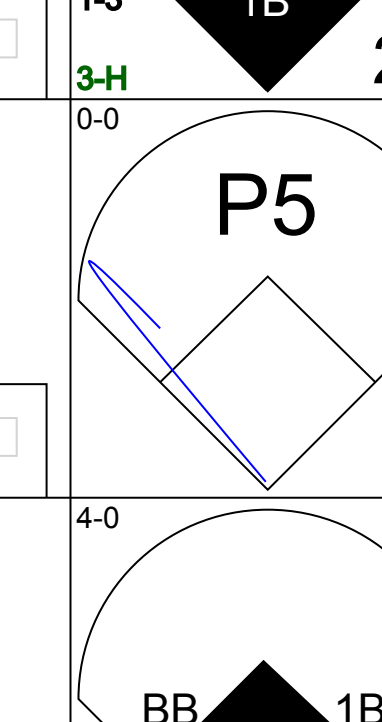

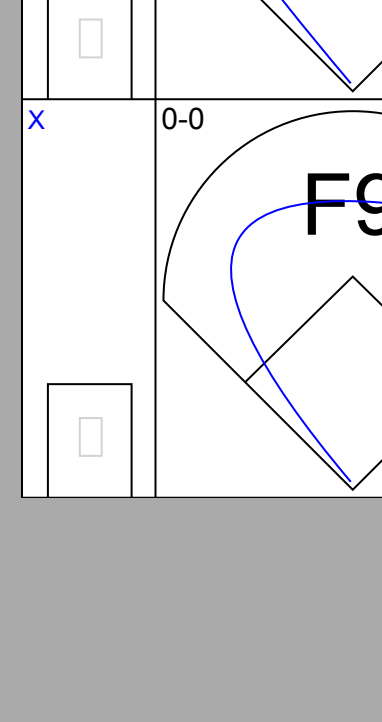

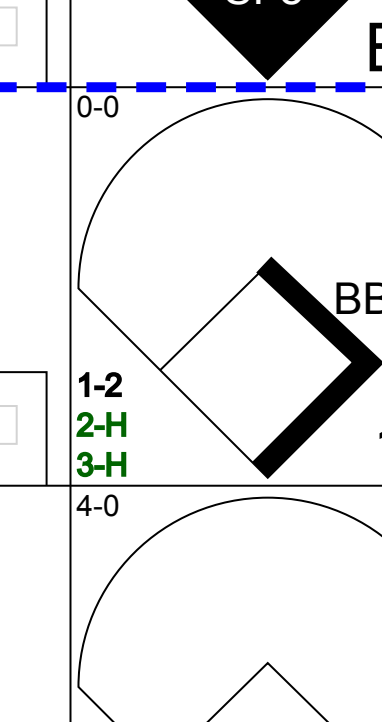
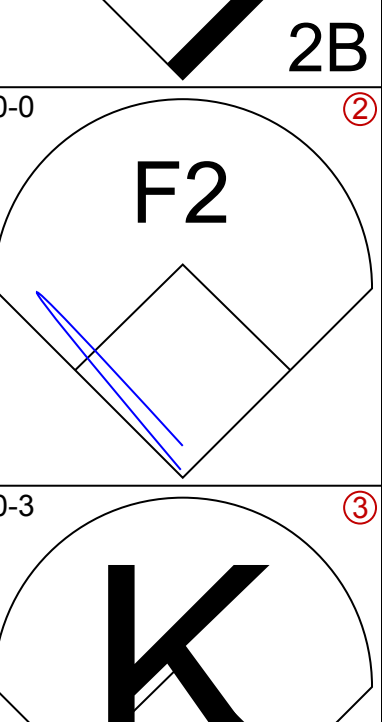


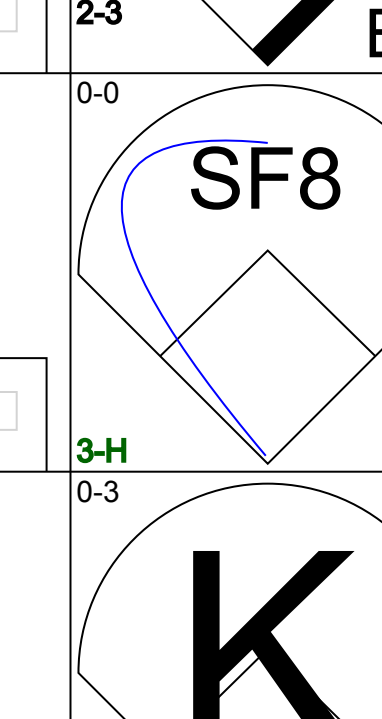


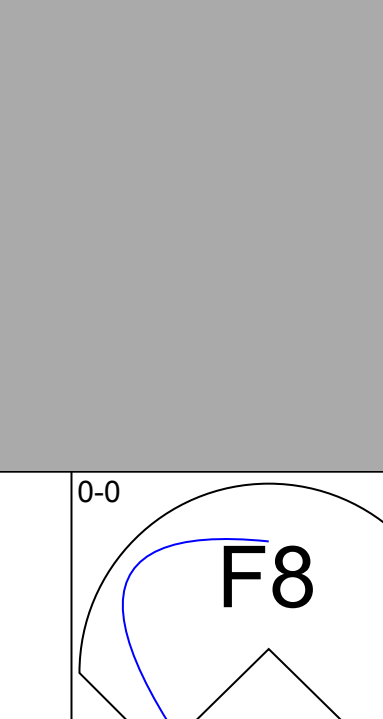
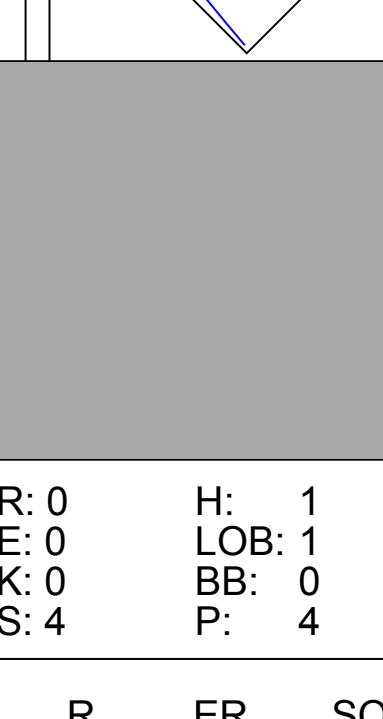
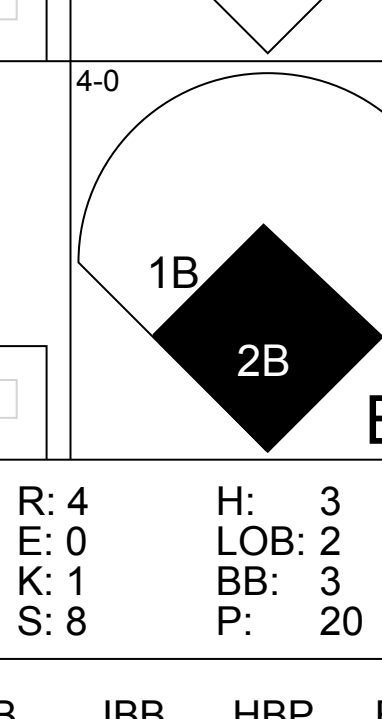
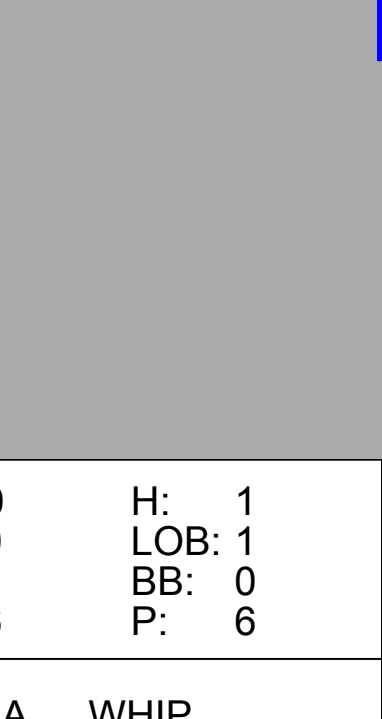
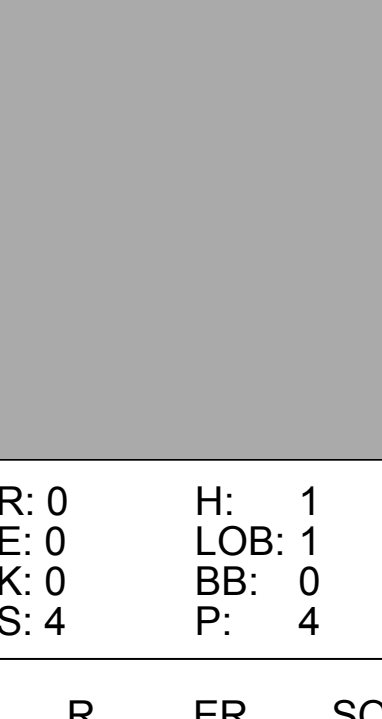






Batter	1	2	3	4	5	6	7	8	9	AB	R	H	RBI	BB	SO	LOB	TOP					
Lou Brock, L OBP: 0.374, SLG: 0.402 Luis Melendez, R OBP: 0.296, SLG: 0.323										5	1	2	0	2	3	0						
Ted Sizemore, R OBP: 0.359, SLG: 0.340										6	1	3	1	0	0	2						
Bake McBride, L OBP: 0.374, SLG: 0.396										5	0	2	1	1	2	3						
Ted Simmons, S OBP: 0.317, SLG: 0.427										4	0	0	0	1	0	4						
Joe Torre, R OBP: 0.381, SLG: 0.428										5	2	4	1	0	0	3						
Tim McCarver, L OBP: 0.361, SLG: 0.244										4	2	1	0	1	0	1						
Jim Dwyer, L OBP: 0.355, SLG: 0.400										5	1	1	1	0	0	3						
Mike Tyson, R OBP: 0.244, SLG: 0.259										4	1	0	0	1	2	3						
Ray Bare, R OBP: 0.250, SLG: 0.250 Rich Folkers, L (3, 1)										2	1	1	1	0	1	3						
Inning Stats	R: 0 E: 0 K: 1 S: 6	H: 1 LOB: 1 BB: 0 P: 6	R: 0 E: 1 K: 2 S: 10	H: 2 LOB: 3 BB: 0 P: 10	R: 7 E: 1 K: 1 S: 12	H: 7 LOB: 3 BB: 3 P: 24	R: 0 E: 0 K: 0 S: 3	H: 0 LOB: 0 BB: 0 P: 3	R: 0 E: 0 K: 1 S: 6	H: 1 LOB: 2 BB: 1 P: 10	R: 2 E: 1 K: 0 S: 5	H: 1 LOB: 0 BB: 0 P: 5	R: 0 E: 0 K: 1 S: 5	H: 0 LOB: 0 BB: 0 P: 5	R: 0 E: 0 K: 0 S: 4	H: 1 LOB: 1 BB: 0 P: 4	R: 0 E: 1 K: 1 S: 6	H: 0 LOB: 2 BB: 0 P: 7	1B: 11 2B: 2 3B: 0 HR: 0	SF: 0 SAC: 0 DP: 0 HBP: 1	WP: 0 PB: 0 SB: 0 CS: 0	PA: 48
PITCHER	IP	WLS	BF	H	R	ER	SO	BB	IBB	HBP	BLK	WP	HR	S	P	ERA	WHIP					
Steve Rogers, R ERA: 4.67	2.2	L	20	9	7	7	4	1	1	0	1	0	0	26	34	23.62	3.750					
John Montague, R ERA: 2.57	0.1	3	1	0	0	0	1	0	0	0	0	0	0	2	6	0.00	6.000					
Dale Murray, R ERA: 1.29	3.0	13	2	2	0	1	1	0	0	0	0	0	0	14	18	0.00	1.000					
Don Carithers, R ERA: 2.22	3.0	12	1	0	0	2	0	0	0	1	0	0	0	15	16	0.00	0.333					

St. Louis Cardinals @ Montreal Expos
 Jarry Park, Montreal, QB
 Tue Aug 06 1974, 7:05 PM EDT
 Att: 21,352 - Unknown

AB 43
 R 9
 H 13
 RBI 7
 BB 4
 SO 7
 LOB 25



Batter	1	2	3	4	5	6	7	8	9	AB	R	H	RBI	BB	SO	LOB	BOTTOM				
Ron Hunt, R OBP: 0.382, SLG: 0.307										5	0	1	0	0	0	0					
Willie Davis, L OBP: 0.325, SLG: 0.421										4	1	1	1	0	0	0					
Ron Fairly, L OBP: 0.377, SLG: 0.441										3	0	0	0	1	0	2					
Bob Bailey, R OBP: 0.400, SLG: 0.444										3	1	1	0	1	1	1					
Mike Jorgensen, L OBP: 0.432, SLG: 0.500										4	0	2	2	0	0	1					
Ken Singleton, S OBP: 0.387, SLG: 0.378										3	0	0	0	1	1	2					
Barry Foote, R OBP: 0.310, SLG: 0.374										3	0	1	1	0	0	1					
Pepe Frías, R OBP: 0.296, SLG: 0.258 John Montague, R OBP: 0.333, SLG: 0.115 Jose Morales, R OBP: 0.333, SLG: 0.533 Dale Murray, R OBP: 0.333, SLG: 0.356 Hal Breeden, R OBP: 0.293, SLG: 0.200 Don Carithers, R OBP: 0.293, SLG: 0.200 Ron Foli, R OBP: 0.293, SLG: 0.198										1	0	0	0	0	0	1					
Steve Rogers, R OBP: 0.239, SLG: 0.164 Larry Lintz, S OBP: 0.333, SLG: 0.272										0	0	0	0	0	0	0					
Inning Stats	R: 0 E: 0 K: 1 S: 5	H: 0 LOB: 1 BB: 1 P: 9	R: 0 E: 0 K: 0 S: 4	H: 1 LOB: 0 BB: 0 P: 4	R: 4 E: 0 K: 1 S: 8	H: 3 LOB: 3 BB: 3 P: 20	R: 0 E: 0 K: 0 S: 3	H: 0 LOB: 0 BB: 0 P: 3	R: 0 E: 0 K: 0 S: 3	H: 0 LOB: 0 BB: 0 P: 3	R: 0 E: 0 K: 0 S: 4	H: 1 LOB: 1 BB: 0 P: 4	R: 0 E: 0 K: 1 S: 5	H: 0 LOB: 0 BB: 0 P: 5	1B: 4 2B: 2 3B: 0 HR: 0	SF: 1 SAC: 0 DP: 0 HBP: 0	WP: 0 PB: 0 SB: 0 CS: 0	PA: 37			
PITCHER	IP	WLS	BF	H	R	ER	SO	BB	IBB	HBP	BLK	WP	HR	S	P	ERA	WHIP				
Ray Bare, R ERA: 9.24	2.1	13	3	0	4	4	1	3	0	0	0	0	0	12	24	15.43	2.571				
Rich Folkers, L ERA: 2.6	6.2	W	24	3	0	0	3	1	0	0	0	0	0	29	33	0.00	0.600				

St. Louis Cardinals @ Montreal Expos
 Jarry Park, Montreal, QB
 Tue Aug 06 1974, 7:05 PM EDT
 Att: 21,352 - Unknown

AB 32
 R 3
 H 6
 RBI 4
 BB 4
 SO 4
 LOB 10



Batter	1	2	3	4	5	6	7	8	9	AB	R	H	RBI	BB	SO	LOB	TOP					
Lou Brock, L OBP: 0.372, SLG: 0.400 (1, 7)	0-0 4-3		0-0 E3		0-0 CS		0-0 F8		0-0 E1	5	0	1	2	0	0	3						
Ted Sizemore, R OBP: 0.354, SLG: 0.335 (1, 4)	0-0 6-3		0-0 5-3		0-0 CS		0-0 F7		0-0 SF8	4	0	0	1	0	0	3						
Bake McBride, L OBP: 0.374, SLG: 0.396 (1, 8)	0-0 5-3			0-0 4-3		0-0 WP 2B		0-3 K	0-0 1B	5	1	2	0	0	1	0						
Ted Simmons, S OBP: 0.316, SLG: 0.427 (1, 3)		0-3 K		0-0 F8		0-0 2B		0-0 P4	0-0 4-3	5	0	1	1	0	1	2						
Joe Torre, R OBP: 0.380, SLG: 0.426 (1, 5)	0-0 L9		0-0 1B		0-3 K		0-0 P3			4	0	1	0	0	1	1						
Tim McCarver, L OBP: 0.365, SLG: 0.247 (1, 2)	0-0 L7		0-0 L7		4-0 BB				0-0 1B BB 6-5-3	3	1	1	0	1	0	1						
Jim Dwyer, L OBP: 0.364, SLG: 0.414 (1, 9)			0-3 K		0-0 1B 2B		0-0 F7		4-0 6-5-3 1B BB	3	2	1	0	1	1	2						
Mike Tyson, R OBP: 0.244, SLG: 0.259 (1, 6)			0-3 K		0-0 F7		0-3 K		0-0 E 6-5-3 1B	4	1	1	0	0	2	1						
Bob Forsch, R OBP: 0.235, SLG: 0.188 (1, 1)			0-0 E 1B		0-3 K		0-0 K		0-0 6-5-3	2	0	1	0	0	1	1						
Jose Cruz, L OBP: 0.329, SLG: 0.423 (7, PH)									1-2 2-3 3-H	1	0	1	0	0	0	0						
Orlando Pena, R OBP: 0.500, SLG: 0.500 (7, 1)										0	0	0	0	0	0	0						
Reggie Smith, S OBP: 0.378, SLG: 0.549 (9, PH)									1-2 2-3 3-H	1	0	0	1	0	0	2						
Inning Stats	R: 0 E: 0 K: 0 S: 3	H: 0 LOB: 0 BB: 0 P: 3	R: 0 E: 0 K: 1 S: 5	H: 0 LOB: 0 BB: 0 P: 5	R: 0 E: 1 K: 2 S: 9	H: 1 LOB: 2 BB: 0 P: 9	R: 0 E: 0 K: 0 S: 4	H: 1 LOB: 1 BB: 0 P: 4	R: 1 E: 0 K: 1 S: 6	H: 2 LOB: 0 BB: 0 P: 6	R: 1 E: 1 K: 1 S: 7	H: 2 LOB: 2 BB: 1 P: 11	R: 0 E: 0 K: 1 S: 6	H: 1 LOB: 1 BB: 0 P: 6	R: 0 E: 0 K: 1 S: 5	H: 0 LOB: 0 BB: 0 P: 5	R: 3 E: 1 K: 0 S: 7	H: 3 LOB: 2 BB: 1 P: 11	1B: 8 2B: 2 3B: 0 HR: 0	SF: 1 SAC: 0 DP: 0 HBP: 0	WP: 1 PB: 0 SB: 0 CS: 1	PA: 41
PITCHER Steve Renko, R ERA: 4.0 (1, 1)	IP: 9.0 WLS: W BF: 40 H: 10 R: 5 ER: 4 SO: 7 BB: 2 IBB: 0 HBP: 0 BLK: 0 WP: 1 HR: 0 S: 52 P: 60 ERA: 4.00 WHIP: 1.333															PITCHER	IP: 9.0 WLS: W BF: 40 H: 10 R: 5 ER: 4 SO: 7 BB: 2 IBB: 0 HBP: 0 BLK: 0 WP: 1 HR: 0 S: 52 P: 60 ERA: 4.00 WHIP: 1.333					

St. Louis Cardinals @ Montreal Expos
 Jarry Park, Montreal, QB
 Wed Aug 07 1974, 7:05 PM EDT
 Att: 19,023 - Unknown

AB	37
R	5
H	10
RBI	5
BB	2
SO	7
LOB	16



Batter	1	2	3	4	5	6	7	8	9	AB	R	H	RBI	BB	SO	LOB	BOTTOM			
Ron Hunt, R OBP: 0.379, SLG: 0.304 (1, 4)	0-0 6-3		0-0 5-3		0-0 SH3-4		0-0 5-3		0-0 5-3	3	0	0	1	0	0	1				
Pepe Frias, R OBP: 0.273, SLG: 0.283 (7, 4)					2-3 3-H					1	0	0	0	0	0	0				
Tim Foli, R OBP: 0.279, SLG: 0.268 (1, 6)	4-0 1B BB		0-0 WP SF7		0-0 5-3		0-0 F9		0-0 BB E 1B	4	2	2	0	1	0	1				
Willie Davis, L OBP: 0.328, SLG: 0.422 (1, 8)	0-0 1-3 1B		0-0 SF7		0-3 K		0-0 1B 1B		4-0 E BB 1B	3	1	2	1	1	1	0				
Bob Bailey, R OBP: 0.398, SLG: 0.441 (1, 5)	0-0 4-3		0-3 K		0-3 K		0-0 4-3 1B		0-3 K	5	0	1	0	0	3	2				
Mike Jorgensen, L OBP: 0.428, SLG: 0.494 (1, 3)			0-0 F8		0-3 K		0-0 G3		0-0 4-3 1B	4	0	1	1	0	1	0				
Larry Bittner, L OBP: 0.333, SLG: 0.333 (1, 7)			0-0 F7		0-0 BB 1B		0-0 2B 1B		0-0 4-3	4	2	2	0	0	0	2				
Ken Singleton, S OBP: 0.393, SLG: 0.382 (1, 9)			4-0 HBP BB		4-0 1B E BB		4-0 1B 2B		4-0 IBB	1	1	1	1	3	0	0				
Barry Foote, R OBP: 0.313, SLG: 0.373 (1, 2)		1-0 FC6 HBP		0-0 E SH3-4		0-0 6-3		0-0 P6		3	1	1	1	0	0	4				
Steve Renko, R OBP: 0.242, SLG: 0.270 (1, 1)	0-0 FC6		0-0 SH3-4		0-0 E5		0-0 1-3		0-0 1-3	4	0	0	0	0	0	4				
Inning Stats	R: 0 E: 0 K: 0 S: 3	H: 1 LOB: 1 BB: 1 P: 7	R: 0 E: 0 K: 0 S: 3	H: 0 LOB: 2 BB: 1 P: 8	R: 1 E: 0 K: 1 S: 6	H: 1 LOB: 0 BB: 0 P: 6	R: 3 E: 1 K: 1 S: 8	H: 2 LOB: 1 BB: 1 P: 12	R: 0 E: 0 K: 2 S: 7	H: 0 LOB: 0 BB: 0 P: 7	R: 1 E: 0 K: 0 S: 5	H: 2 LOB: 1 BB: 0 P: 5	R: 1 E: 0 K: 0 S: 6	H: 3 LOB: 3 BB: 1 P: 10	R: 1 E: 1 K: 1 S: 6	H: 1 LOB: 1 BB: 1 P: 10	1B: 8 2B: 2 3B: 0 HR: 0	SF: 1 SAC: 1 DP: 0 HBP: 1	WP: 1 PB: 0 SB: 0 CS: 0	PA: 40
PITCHER Bob Forsch, R ERA: 3.23 (7, 1)	IP: 6.0 WLS: L BF: 28 H: 6 R: 5 ER: 3 SO: 4 BB: 3 IBB: 0 HBP: 1 BLK: 0 WP: 0 HR: 0 S: 32 P: 45 ERA: 4.50 WHIP: 1.500															PITCHER	IP: 6.0 WLS: L BF: 28 H: 6 R: 5 ER: 3 SO: 4 BB: 3 IBB: 0 HBP: 1 BLK: 0 WP: 0 HR: 0 S: 32 P: 45 ERA: 4.50 WHIP: 1.500			

St. Louis Cardinals @ Montreal Expos
 Jarry Park, Montreal, QB
 Wed Aug 07 1974, 7:05 PM EDT
 Att: 19,023 - Unknown

AB	32
R	7
H	10
RBI	5
BB	5
SO	5
LOB	14



Batter	1	2	3	4	5	6	7	8	9	10	11	12	13	AB	R	H	RBI	BB	SO	LOB	TOP	
Lou Brock, L OBP: 0.371, SLG: 0.399 (1, 7)	1-3		K			1-3	1B			SH1-4 1B	FC5			6	0	2	0	0	1	3		
Ted Sizemore, R OBP: 0.266, SLG: 0.334 (1, 4)	BB			F8		1B	F8			SH1-4		K		4	1	1	0	1	1	2		
Bake McBride, L OBP: 0.369, SLG: 0.390 (1, 8)	F9		K			E6 1B		4-3		F8		L6		6	1	0	0	0	1	3		
Ted Simmons, S OBP: 0.318, SLG: 0.430 (1, 2)	P4			FC5-4 1B				3-1		3-1				6	0	3	1	0	0	2		
Joe Torre, R OBP: 0.381, SLG: 0.428 (8, 3) (11, 5)	1-3			FC5-4		F7						FC3-6 1B	IBB	5	0	2	0	1	0	2		
Tim McCarver, L OBP: 0.362, SLG: 0.247 (8, 5) (11, 6)	P3						F8			L3		FC3-6 BB	F8	4	0	1	0	0	0	2		
Jim Dwyer, L OBP: 0.375, SLG: 0.413 (11, 3)	K													5	0	2	0	1	2	1		
Mike Tyson, R OBP: 0.241, SLG: 0.255 (11, PH) (11, 9)			K				F8			G1-6-3		FC5 BB		4	0	0	0	0	2	3		
Sonny Siebert, R OBP: 0.143, SLG: 0.077 (7, 1) (10, 1)			K											1	0	0	0	0	0	0		
Mike Garman, R OBP: 0.143, SLG: 0.143 (11, PH) (11, 9)			K											1	0	0	0	0	0	0		
Al Hrabosky, R OBP: 0.250, SLG: 0.250 (11, PH) (11, 1)			K											1	0	0	0	0	1	3		
Luis Melendez, R OBP: 0.294, SLG: 0.320 (11, PH) (11, 1)														1	0	0	0	0	1	3		
John Curtis, L OBP: 0.226, SLG: 0.171 (11, 1)														1	0	0	0	0	1	0		
Inning Stats	R: 0 E: 0 K: 0 S: 3	H: 0 LOB: 1 BB: 1 P: 7	R: 0 E: 0 K: 1 S: 5	H: 0 LOB: 0 BB: 0 P: 5	R: 0 E: 0 K: 3 S: 9	H: 0 LOB: 0 BB: 0 P: 9	R: 0 E: 0 K: 1 S: 6	H: 1 LOB: 1 BB: 0 P: 6	R: 0 E: 0 K: 0 S: 7	H: 2 LOB: 2 BB: 0 P: 7	R: 0 E: 0 K: 1 S: 4	H: 1 LOB: 0 BB: 0 P: 3	R: 0 E: 0 K: 1 S: 6	H: 1 LOB: 3 BB: 2 P: 14	R: 0 E: 0 K: 1 S: 5	H: 1 LOB: 2 BB: 1 P: 10	R: 0 E: 0 K: 1 S: 5	H: 0 LOB: 0 BB: 0 P: 5	1B: 10 2B: 1 3B: 0 HR: 0	SF: 0 SAC: 1 DP: 1 HBP: 0	WIP: 0 PB: 0 SB: 0 CS: 0	PA: 54
PITCHER	IP 7.0	WLS 29	BF 6	H 2	R 0	ER 0	SO 9	BB 1	IBB 0	HBP 0	BLK 0	WP 0	HR 0	S 46	P 50	ERA 0.00	WHIP 1.000					
Tom Walker, R ERA: 2.76 (8, 1)	5.0	22	5	0	0	2	2	1	0	0	0	0	0	23	35	0.00	1.400					
Chuck Taylor, R ERA: 2.14 (13, 1)	1.0	W	3	0	0	0	1	0	0	0	0	0	0	5	5	0.00	0.000					
Don Carithers, R ERA: 2.13																						

St. Louis Cardinals @ Montreal Expos
 Jarry Park, Montreal, QB
 Thu Aug 08 1974, 3:33 AM EDT
 Att. 17,205 - Unknown

AB 49
 R 2
 H 11
 RBI 1
 BB 4
 SO 12
 LOB 26



Batter	1	2	3	4	5	6	7	8	9	10	11	12	13	AB	R	H	RBI	BB	SO	LOB	BOTTOM					
Ron Hunt, R OBP: 0.378, SLG: 0.299 (1, 4)	BB	F9			6-3		5-3			4-3		G3-6		5	0	0	0	1	0	3						
Tim Foli, R OBP: 0.277, SLG: 0.266 (8, PH) (9, 6)	SH1-4		P4		F7		CS	K				P4		2	0	0	0	0	0	0						
Boots Day, L OBP: 0.243, SLG: 0.188 (9, 6)	1-2						2-3			BB				1	0	0	0	0	1	0						
Pope Frias, R OBP: 0.277, SLG: 0.280 (1, 8)	4-3		S		F7			G3		F2		F9		6	0	1	0	0	0	3						
Wille Davis, L OBP: 0.326, SLG: 0.419 (1, 5)	2-3													4	1	1	0	2	0	1						
Bob Bailey, R OBP: 0.400, SLG: 0.439 (1, 3)	2B				6-3									2	1	1	1	3	1	2						
Mike Jorgensen, L OBP: 0.437, SLG: 0.500 (1, 3)	BB													3	0	0	0	0	0	5						
Larry Bittner, L OBP: 0.222, SLG: 0.222 (11, PH) (12, 7)	1-3													1	0	0	0	1	0	0						
Ron Woods, R OBP: 0.295, SLG: 0.195 (11, PH) (12, 7)	4-3													3	0	0	0	0	0	5						
Ken Singleton, S OBP: 0.392, SLG: 0.381 (1, 9)														6	0	2	0	0	1	4						
Barry Foote, R OBP: 0.313, SLG: 0.370 (1, 2)														5	0	1	1	1	2	2						
Tom Walker, R (1, 1)														2	0	0	0	0	0	1						
Ron Fally, L (1, PH)														1	0	1	0	0	0	0						
Larry Lind, R (1, PH)														0	0	0	0	0	0	0						
Chuck Taylor, R (8, 1)														0	0	0	0	0	0	0						
John Williams, R (12, PH)														0	0	0	0	0	0	0						
Don Carithers, R (13, 1)														0	0	0	0	0	0	0						
Hal Broderick, R (13, PH)														1	0	1	1	0	0	0						
Inning Stats	R: 1 E: 0 K: 0 S: 4	H: 1 LOB: 2 BB: 2 P: 12	R: 0 E: 0 K: 1 S: 6	H: 1 LOB: 1 BB: 0 P: 6	R: 0 E: 0 K: 0 S: 3	H: 0 LOB: 0 BB: 0 P: 3	R: 0 E: 0 K: 0 S: 3	H: 0 LOB: 0 BB: 1 P: 7	R: 0 E: 0 K: 1 S: 5	H: 1 LOB: 1 BB: 0 P: 5	R: 0 E: 0 K: 1 S: 5	H: 0 LOB: 0 BB: 0 P: 5	R: 0 E: 0 K: 0 S: 4	H: 1 LOB: 0 BB: 1 P: 8	R: 0 E: 0 K: 1 S: 5	H: 0 LOB: 2 BB: 2 P: 13	R: 0 E: 0 K: 0 S: 3	H: 1 LOB: 0 BB: 0 P: 3	R: 0 E: 0 K: 0 S: 3	H: 0 LOB: 1 BB: 1 P: 7	R: 0 E: 0 K: 1 S: 6	H: 2 LOB: 3 BB: 1 P: 14	1B: 7 2B: 1 3B: 0 HR: 0	SF: 0 SAC: 3 DP: 1 HBP: 0	WIP: 0 PB: 1 SB: 0 CS: 1	PA: 55
PITCHER	IP 6.0	WLS 25	H 3	R 1	ER 1	SO 1	BB 3	IBB 1	HBP 0	BLK 0	WP 0	HR 0	S 23	P 39	ERA 1.50	WHIP 1.000										
Sonny Siebert, R ERA: 3.24 (7, 1)	3.1	13	2	1	1	2	2	0	0	0	0	0	0	15	23	2.70	1.200									
Mike Garman, R ERA: 3.09 (10, 1)	0.2	3	0	0	0	1	1	0	0	0	0	0	0	4	8	0.00	1.500									
Al Hrabosky, L ERA: 3.42 (11, 1)	2.2	L	13	3	1	1	1	2	1	0	0	0	0	12	24	3.38	1.875									
John Curtis, L ERA: 4.41																										

St. Louis Cardinals @ Montreal Expos
 Jarry Park, Montreal, QB
 Thu Aug 08 1974, 3:33 AM EDT
 Att. 17,205 - Unknown

AB 41
 R 2
 H 8
 RBI 3
 BB 10
 SO 5
 LOB 23



Batter	1	2	3	4	5	6	7	8	9	AB	R	H	RBI	BB	SO	LOB	TOP							
Ron Hunt, R OBP: 0.376, SLG: 0.304 Pepe Frias, R OBP: 0.277, SLG: 0.280	0-0 1B G4-6-3 2B		0-3 K		0-0 5-3			0-0 F8	0-0 BB 1B	5	1	2	1	0	1	1								
Tim Foli, R OBP: 0.282, SLG: 0.273	0-0 G4-6-3 2-3 1B		0-3 K		0-0 4-3			0-0 4-3 2B	1-2 3-H 4-0 BB 1B	4	0	2	0	1	1	1								
Willie Davis, L OBP: 0.323, SLG: 0.414	0-0 G4-6-3 1-2 3-H		0-0 6-3		0-0 G3			0-0 4-3 2-3	0-0 4-3	5	0	0	0	0	0	5								
Bob Bailey, R OBP: 0.398, SLG: 0.437	0-0 CS 1B			0-0 F3				0-0 F8		4	0	1	0	0	0	1								
Mike Jorgensen, L OBP: 0.433, SLG: 0.491	0-0 CS 1-2	4-0 BB E BB		0-0 6-3				0-0 1-3	0-0 5-3	3	0	0	0	1	0	0								
Jim Northrup, L OBP: 0.305, SLG: 0.372		0-0 E6 1-2		4-0 BB			0-0 HR		0-0 BB 1B	3	2	2	1	1	0	1								
Ken Singleton, S OBP: 0.391, SLG: 0.379		0-0 F7		0-0 L7			0-0 F8		4-0 BB 1B BB	3	1	0	0	1	0	3								
Barry Foote, R OBP: 0.315, SLG: 0.372		0-0 F8			0-0 SH1-4 1B		0-0 K		0-0 BB 1B 1B	4	0	2	1	0	1	2								
Dennis Blair, R OBP: 0.167, SLG: 0.094 Don Carrithers, R OBP: 0.200, SLG: 0.200		0-0 4-3			0-0 SH1-4 1-2		0-0 K		0-0 K	3	0	0	0	0	2	4								
Inning Stats	R: 1 E: 0 K: 0 S: 4	H: 3 LOB: 0 BB: 0 P: 4	R: 0 E: 1 K: 0 S: 4	H: 0 LOB: 2 BB: 1 P: 8	R: 0 E: 0 K: 2 S: 7	H: 0 LOB: 0 BB: 0 P: 7	R: 0 E: 0 K: 0 S: 3	H: 0 LOB: 1 BB: 0 P: 7	R: 0 E: 0 K: 0 S: 4	H: 1 LOB: 1 BB: 0 P: 4	R: 0 E: 0 K: 0 S: 3	H: 0 LOB: 0 BB: 0 P: 3	R: 1 E: 1 K: 2 S: 8	H: 1 LOB: 0 BB: 0 P: 8	R: 0 E: 0 K: 0 S: 4	H: 1 LOB: 1 BB: 0 P: 4	R: 2 E: 0 K: 1 S: 8	H: 3 LOB: 3 BB: 2 P: 16	1B: 6 2B: 2 3B: 0 HR: 1	SF: 0 SAC: 1 DP: 1 HBP: 0	WP: 0 PB: 0 SB: 0 CS: 1	PA: 40		
PITCHER	IP WLS BF H R ER SO BB IBB HBP BLK WP HR S P ERA WHIP	8.2 L 38 9 4 4 5 4 0 0 0 0 1 44 60 4.15 1.500	0.1 1 0 0 0 0 0 0 0 0 0 0 0 1 1 0.00 0.000																					

Montreal Expos @ Houston Astros
Astrodome, Houston, TX
Fri Aug 09 1974, 8:05 PM EDT
Att: 12,832 - Unknown

AB	34
R	4
H	9
RBI	3
BB	4
SO	5
LOB	18



Batter	1	2	3	4	5	6	7	8	9	AB	R	H	RBI	BB	SO	LOB	BOTTOM						
Greg Gross, L OBP: 0.404, SLG: 0.376	0-0 4-3		0-0 L4-3 1B	0-0 G3			0-0 F7		0-0 BB 1B	5	1	2	0	0	0	2							
Roger Metzger, S OBP: 0.306, SLG: 0.310	0-0 F7		0-3 K		0-0 G4-3 1B		0-0 FC5-4 1B		4-0 BB 1B BB	4	0	2	0	1	1	1							
Cesar Cedeño, R OBP: 0.357, SLG: 0.520	0-0 L7		0-0 L4-3 1-2		0-0 F9		0-0 FC5-4 1-2 E		0-0 1-3 2-H 1B	5	0	1	1	1	0	3							
Lee May, R OBP: 0.295, SLG: 0.451		0-0 F9		0-0 F3	0-0 G4-3 1-2		0-0 F8		0-0 5-3	5	0	0	0	0	0	4							
Mitt May, L OBP: 0.357, SLG: 0.374		0-0 5-3 2B		0-0 E1 1B 1B	0-0 G3			0-0 4-3		4	1	1	0	0	0	1							
Bob Watson, R OBP: 0.371, SLG: 0.411		4-0 BB 5-3 BB		0-0 1-3 1B		0-3 K		0-0 6-3		3	0	1	0	1	1	0							
Doug Rader, R OBP: 0.330, SLG: 0.420		0-0 5-3 1-2 2-3		0-0 HBP 1B 1B		4-0 BB		0-0 5-3		3	1	1	1	1	0	2							
Tommy Helms, R OBP: 0.321, SLG: 0.367		4-0 BB		3-H 1-0 1B HBP		0-0 F9			0-0 6-3	2	0	0	0	1	0	1							
Don Wilson, R OBP: 0.279, SLG: 0.341 Mike Cosgrove, L OBP: 0.176, SLG: 0.067 Cliff Johnson, R OBP: 0.368, SLG: 0.477		0-0 1-3		1-2 2-H 1B		0-0 5-3			0-0 5-3	3	0	1	1	0	0	4							
Inning Stats	R: 0 E: 0 K: 0 S: 3	H: 0 LOB: 0 BB: 0 P: 3	R: 0 E: 0 K: 0 S: 4	H: 1 LOB: 3 BB: 2 P: 12	R: 0 E: 0 K: 1 S: 5	H: 1 LOB: 0 BB: 0 P: 5	R: 2 E: 1 K: 0 S: 6	H: 3 LOB: 2 BB: 0 P: 7	R: 0 E: 0 K: 0 S: 4	H: 1 LOB: 1 BB: 0 P: 4	R: 0 E: 0 K: 1 S: 5	H: 0 LOB: 1 BB: 1 P: 9	R: 0 E: 1 K: 0 S: 4	H: 1 LOB: 1 BB: 0 P: 4	R: 0 E: 0 K: 0 S: 3	H: 0 LOB: 0 BB: 0 P: 3	R: 1 E: 0 K: 0 S: 5	H: 2 LOB: 2 BB: 1 P: 9	1B: 8 2B: 2 3B: 0 HR: 0	SF: 0 SAC: 0 DP: 1 HBP: 1	WP: 0 PB: 0 SB: 0 CS: 0	PA: 40	
PITCHER	IP WLS BF H R ER SO BB IBB HBP BLK WP HR S P ERA WHIP	8.2 W 38 8 3 1 2 4 0 1 0 0 0 2 37 54 1.04 1.385	0.1 S 2 1 0 0 0 0 0 0 0 0 0 2 2 0.00 3.000																				

Montreal Expos @ Houston Astros
Astrodome, Houston, TX
Fri Aug 09 1974, 8:05 PM EDT
Att: 12,832 - Unknown

AB	35
R	3
H	9
RBI	3
BB	4
SO	2
LOB	18



Batter	1	2	3	4	5	6	7	8	9	AB	R	H	RBI	BB	SO	LOB	TOP										
Ron Hunt, R OBP: 0.380, SLG: 0.303 (1, 4)	4-0 CS BB			1-0 FC2-6 HBP		4-0 SH1-4 WP BB		0-0 6-3		1	1	0	0	2	0	0	Montreal Expos @ Houston Astros Astrodome, Houston, TX Sat Aug 10 1974, 8:05 PM EDT Att. 17,107 - Dome										
Tim Foli, R OBP: 0.283, SLG: 0.273 (1, 6)	0-3 K			0-0 FC2-6 FC3-6		0-0 SH1-4		0-0 1B 1B		3	0	1	0	0	1	2											
Willie Davis, L OBP: 0.322, SLG: 0.412 (1, 8)	0-0 F6			0-0 FC3-6 BB 1B		0-0 F8		0-0 1B		4	0	1	0	0	0	1											
Bob Bailey, R OBP: 0.397, SLG: 0.435 (1, 5)		0-3 K		0-0 BB 1B		0-0 F8			0-0 5-3	4	0	1	0	0	1	0											
Mike Jorgensen, L OBP: 0.435, SLG: 0.488 (1, 3)		0-0 4-3		4-0 BB 1B					0-0 6-3	3	0	1	0	1	0	0											
Jim Northrup, L OBP: 0.304, SLG: 0.369 Larry Lintz, S OBP: 0.333, SLG: 0.272 Ron Woods, R OBP: 0.295, SLG: 0.195 (1, 7)		0-0 5-3		0-0 BB					4-0 G4-6-3 1B	3	0	0	0	1	0	4											
Ken Singleton, S OBP: 0.389, SLG: 0.376 (1, 9)			0-0 F7		0-0 L9				4-0 BB	3	0	0	0	1	0	0											
Barry Foote, R OBP: 0.314, SLG: 0.381 (1, 2)			0-3 K		0-0 L9				0-0 FC5-4	4	1	1	1	0	1	2											
Steve Rogers, R OBP: 0.229, SLG: 0.156 (1, 1)			0-0 4-3		0-0 6-3				0-0 F9	3	0	0	0	0	0	0											
Inning Stats	R: 0 E: 0 K: 1 S: 4	H: 0 LOB: 0 BB: 1 P: 8	R: 0 E: 0 K: 1 S: 5	H: 0 LOB: 0 BB: 0 P: 5	R: 0 E: 0 K: 1 S: 5	H: 0 LOB: 0 BB: 0 P: 5	R: 0 E: 0 K: 0 S: 4	H: 1 LOB: 3 BB: 1 P: 9	R: 0 E: 0 K: 0 S: 3	H: 0 LOB: 0 BB: 0 P: 3	R: 1 E: 0 K: 0 S: 3	H: 0 LOB: 0 BB: 1 P: 7	R: 0 E: 0 K: 0 S: 3	H: 1 LOB: 0 BB: 0 P: 3	R: 1 E: 0 K: 0 S: 5	H: 3 LOB: 2 BB: 0 P: 5		R: 0 E: 0 K: 0 S: 3	H: 0 LOB: 2 BB: 2 P: 11	1B: 4 2B: 1 3B: 0 HR: 1	SF: 0 SAC: 1 DP: 2 HBP: 1	WP: 2 PB: 0 SB: 1 CS: 1	PA: 35				
PITCHER	IP	WLS	BF	H	R	ER	SO	BB	IBB	HBP	BLK	WP	HR	S	P	ERA	WHIP										
Tom Griffin, R ERA: 3.25 (1, 1)	8.0	L	30	5	2	2	3	3	0	1	0	1	1	32	45	2.25	1.000										
Mike Cosgrove, L ERA: 2.39 (9, 1)	0.2		4	0	0	0	0	2	0	0	0	0	0	2	10	0.00	3.000										
Ken Forsch, R ERA: 3.03 (9, 1)	0.1		1	0	0	0	0	0	0	0	0	0	0	1	1	0.00	0.000										

AB	28
R	2
H	5
RBI	1
BB	5
SO	3
LOB	9



Batter	1	2	3	4	5	6	7	8	9	AB	R	H	RBI	BB	SO	LOB	BOTTOM										
Greg Gross, L OBP: 0.407, SLG: 0.380 (1, 9)	0-0 6-3		0-0 4-3 SH1-4 1B		0-0 CS 1B			0-0 FC4-6 1B		4	0	3	0	0	0	0	Montreal Expos @ Houston Astros Astrodome, Houston, TX Sat Aug 10 1974, 8:05 PM EDT Att. 17,107 - Dome										
Roger Metzger, S OBP: 0.304, SLG: 0.307 (1, 6)	0-0 4-3		0-0 SH1-4		0-0 CS		0-0 F7	0-0 FC4-6 FC5-4		3	0	0	0	0	0	2											
Cesar Cedeño, R OBP: 0.357, SLG: 0.517 (1, 8)	0-0 S 1B		0-0 4-3		0-0 5-3			0-0 FC5-4		4	1	1	0	0	0	3											
Lee May, R OBP: 0.294, SLG: 0.449 (1, 3)	0-0 1B		0-0 6-3		0-0 6-3			0-0 F8		4	0	1	1	0	0	1											
Mitt May, L OBP: 0.355, SLG: 0.369 (1, 2)	0-3 K			4-0 G4-3 BB		0-0 4-3		0-0 F8		3	0	0	0	1	1	1											
Bob Watson, R OBP: 0.370, SLG: 0.408 (1, 7)		4-0 1B BB		0-0 G4-3		0-0 6-3		0-0 6-3		3	0	0	0	1	0	1											
Doug Rader, R OBP: 0.330, SLG: 0.419 (1, 5)		0-0 G6-4-3 1B		0-3 K		0-0 F4				3	0	1	0	0	1	0											
Tommy Helms, R OBP: 0.321, SLG: 0.367 Larry Milbourne, S OBP: 0.377, SLG: 0.367 (1, 4)		0-3 K		0-0 5-3				0-0 FC2-6 1B		3	0	1	0	0	1	2											
Tom Griffin, R OBP: 0.340, SLG: 0.511 Bob Gallagher, L OBP: 0.280, SLG: 0.194 Mike Cosgrove, L OBP: 0.176, SLG: 0.067 Ken Forsch, R (1, 1)		0-0 G6-4-3		0-0 6-3				0-0 FC2-6 FC4-6 1B		2	0	0	0	0	0	2											
Inning Stats	R: 1 E: 0 K: 1 S: 7	H: 2 LOB: 1 BB: 0 P: 7	R: 0 E: 0 K: 1 S: 5	H: 1 LOB: 1 BB: 1 P: 9	R: 0 E: 0 K: 1 S: 4	H: 1 LOB: 0 BB: 0 P: 4	R: 0 E: 0 K: 1 S: 4	H: 0 LOB: 0 BB: 1 P: 8	R: 0 E: 0 K: 0 S: 3	H: 1 LOB: 0 BB: 0 P: 3	R: 0 E: 0 K: 0 S: 3	H: 0 LOB: 0 BB: 0 P: 3	R: 0 E: 0 K: 0 S: 3	H: 0 LOB: 0 BB: 0 P: 3	R: 0 E: 0 K: 0 S: 5	H: 2 LOB: 2 BB: 0 P: 5		R: 0 E: 0 K: 0 S: 3	H: 0 LOB: 0 BB: 0 P: 3	1B: 7 2B: 0 3B: 0 HR: 0	SF: 0 SAC: 1 DP: 2 HBP: 0	WP: 0 PB: 0 SB: 1 CS: 1	PA: 34				
PITCHER	IP	WLS	BF	H	R	ER	SO	BB	IBB	HBP	BLK	WP	HR	S	P	ERA	WHIP										
Steve Rogers, R ERA: 4.49 (1, 1)	9.0	W	33	7	1	1	3	2	0	0	0	0	0	37	45	1.00	1.000										

AB	30
R	1
H	7
RBI	1
BB	2
SO	3
LOB	13



Batter	1	2	3	4	5	6	7	8	9	AB	R	H	RBI	BB	SO	LOB	TOP								
Larry Lintz, S OBP: 0.339, SLG: 0.281 (1, 4)	0-3 K		0-0 WP 1B		0-0 2B			4-0 2B BB	0-0 6-3	4	1	2	0	1	1	0									
Wille Davis, L OBP: 0.321, SLG: 0.412 (1, 8)	0-0 F6		0-0 F9		0-0 F8			0-0 2B 2B	0-3 K	5	1	1	0	0	1	3									
Larry Bittner, L OBP: 0.167, SLG: 0.167 Jose Morales, R OBP: 0.412, SLG: 0.625 Ron Woods, R OBP: 0.302, SLG: 0.205 (1, 7) (8, PH) (8, FR) (8, 7)	0-0 4-3		0-0 4-3		0-0 4-3			0-0 1B 1B 2B	0-0 1B	3	0	0	0	0	0	3									
Mike Jorgensen, L OBP: 0.439, SLG: 0.488 (1, 3)		0-0 F7		4-0 HR BB		0-3 K		0-0 1B 2B 1B	0-0 1B	4	1	2	0	1	1	0									
Jim Northrup, L OBP: 0.303, SLG: 0.375 (1, 9)		0-3 K		0-0 1-H HR		0-0 3-1		0-0 F4	0-0 4-1	5	1	1	2	0	1	4									
Bob Bailey, R OBP: 0.398, SLG: 0.433 Pepe Frias, R OBP: 0.277, SLG: 0.280 (1, 5) (9, 5)	4-0 BB		0-0 F8		0-0 6-3			4-0 1B IBB		2	0	0	0	2	0	0									
Barry Foote, R OBP: 0.311, SLG: 0.375 (1, 2)	0-3 K		0-3 K		0-3 K		0-3 K	0-0 F4		4	0	0	0	0	3	4									
Tim Foli, R OBP: 0.282, SLG: 0.273 (1, 6)			0-0 1-3		0-0 F9		0-0 4-3	0-0 1-2 2-3 3-H 1B		4	0	1	1	0	0	0									
Steve Renko, R OBP: 0.243, SLG: 0.269 Chuck Taylor, R OBP: 0.444, SLG: 0.500 (1, 1) (8, 1)			0-0 WP 1B 1B		0-0 1-3		0-3 K	0-0 G3		4	0	1	0	0	1	3									
Inning Stats	R: 0 E: 1 K: 1 S: 5	H: 0 LOB: 0 BB: 0 P: 5	R: 0 E: 0 K: 2 S: 7	H: 0 LOB: 1 BB: 1 P: 11	R: 0 E: 0 K: 0 S: 5	H: 2 LOB: 2 BB: 0 P: 5	R: 2 E: 0 K: 1 S: 6	H: 1 LOB: 0 BB: 1 P: 10	R: 0 E: 0 K: 0 S: 4	H: 1 LOB: 1 BB: 0 P: 4	R: 0 E: 0 K: 1 S: 5	H: 0 LOB: 0 BB: 0 P: 5	R: 0 E: 0 K: 2 S: 7	H: 0 LOB: 0 BB: 0 P: 7	R: 3 E: 0 K: 0 S: 7	H: 4 LOB: 3 BB: 2 P: 15	R: 0 E: 0 K: 1 S: 7	H: 2 LOB: 2 BB: 0 P: 7	1B: 6 2B: 3 3B: 0 HR: 1	SF: 0 SAC: 0 DP: 0 HBP: 0	WP: 1 PB: 0 SB: 0 CS: 0	PA: 41			
PITCHER	IP	WLS	BF	H	R	ER	SO	BB	IBB	HBP	BLK	WP	HR	S	P	ERA	WHIP								
Larry Dierker, R ERA: 3.03 (1, 1)	7.0	L	29	5	4	4	7	3	0	0	0	1	1	40	52	5.14	1.143								
Mike Cosgrove, L ERA: 2.52 (8, 1)	0.1		3	2	0	0	0	0	0	0	0	0	0	3	3	0.00	6.000								
Ken Forsch, R ERA: 3.0 (8, 1)	0.2		4	1	1	0	0	0	1	0	0	0	0	3	7	13.50	1.500								
Fred Scherman, L ERA: 4.15 (9, 1)	1.0		5	2	0	0	1	0	0	0	0	0	0	7	7	0.00	2.000								

Montreal Expos @ Houston Astros
Astrodome, Houston, TX
Sun Aug 11 1974, 4:33 AM EDT
Att. 15,180 - Dome

AB	37
R	5
H	10
RBI	5
BB	4
SO	8
LOB	17



Batter	1	2	3	4	5	6	7	8	9	AB	R	H	RBI	BB	SO	LOB	BOTTOM								
Greg Gross, L OBP: 0.406, SLG: 0.378 (1, 9)	0-0 E6 CS		0-0 5-3			0-0 L4		0-0 1B 1B		4	0	1	0	0	0	0									
Roger Metzger, S OBP: 0.304, SLG: 0.307 (1, 6)	0-0 3-1		0-0 1-3			0-0 4-3		0-0 1B 1B		4	0	1	1	0	0	1									
Cesar Cedeno, R OBP: 0.354, SLG: 0.514 (1, 8)	0-3 K			0-3 K		0-3 K		0-0 SF8		3	0	0	1	0	3	0									
Lee May, R OBP: 0.296, SLG: 0.449 (1, 3)		0-3 K		0-0 FC6 1B		0-0 1B		0-3 K		4	0	2	0	0	2	2									
Bob Watson, R OBP: 0.369, SLG: 0.407 (1, 7)		0-0 1B 1B		0-3 K		0-0 L4		0-0 1-3		4	0	1	0	0	1	1									
Johnny Edwards, L OBP: 0.288, SLG: 0.330 Wilbur Howard, S OBP: 0.333, SLG: 0.357 (1, 2) (8, FR)	0-0 F6		0-0 FC6		0-0 FC6		0-3 K	0-0 G6-3 1B		4	0	1	0	0	1	2									
Ray Busse, R OBP: 0.200, SLG: 0.200 (1, 5)	0-0 FC5-4 1B				0-3 K		0-0 L8	0-0 G6-3 1-2		4	0	1	0	0	1	1									
Tommy Helms, R OBP: 0.321, SLG: 0.367 (1, 4)	0-0 FC5-4				0-0 4-3		0-0 1B BB 1B			3	1	1	0	0	0	2									
Larry Dierker, R OBP: 0.204, SLG: 0.245 Mike Cosgrove, L OBP: 0.176, SLG: 0.087 Ken Forsch, R OBP: 0.307, SLG: 0.357 Lee May, L OBP: 0.307, SLG: 0.357 Larry Milbourne, S OBP: 0.277, SLG: 0.282 Fred Scherman, L OBP: 0.444, SLG: 0.500 (1, 1) (8, 1) (8, 1) (8, PH) (8, PH) (9, 1)	0-3 K		0-3 K		0-3 K		0-0 1B 1B BB	4-0 SF8 BB		2	0	0	0	0	2	0									
Inning Stats	R: 0 E: 1 K: 1 S: 5	H: 0 LOB: 0 BB: 0 P: 5	R: 0 E: 0 K: 1 S: 7	H: 2 LOB: 2 BB: 0 P: 7	R: 0 E: 0 K: 2 S: 8	H: 1 LOB: 1 BB: 0 P: 8	R: 0 E: 0 K: 2 S: 7	H: 0 LOB: 0 BB: 0 P: 7	R: 0 E: 0 K: 1 S: 5	H: 0 LOB: 0 BB: 0 P: 5	R: 0 E: 0 K: 1 S: 5	H: 1 LOB: 0 BB: 0 P: 5	R: 0 E: 0 K: 1 S: 5	H: 1 LOB: 1 BB: 0 P: 5	R: 2 E: 0 K: 1 S: 8	H: 3 LOB: 2 BB: 1 P: 12	R: 0 E: 0 K: 0 S: 3	H: 1 LOB: 1 BB: 0 P: 3	1B: 8 2B: 0 3B: 0 HR: 0	SF: 1 SAC: 0 DP: 1 HBP: 0	WP: 0 PB: 0 SB: 0 CS: 1	PA: 34			
PITCHER	IP	WLS	BF	H	R	ER	SO	BB	IBB	HBP	BLK	WP	HR	S	P	ERA	WHIP								
Steve Renko, R ERA: 3.93 (1, 1)	7.1	W	29	7	2	2	9	1	0	0	0	0	0	46	50	2.46	1.091								
Chuck Taylor, R ERA: 2.09 (8, 1)	1.2	S	5	1	0	0	1	0	0	0	0	0	0	7	7	0.00	0.600								

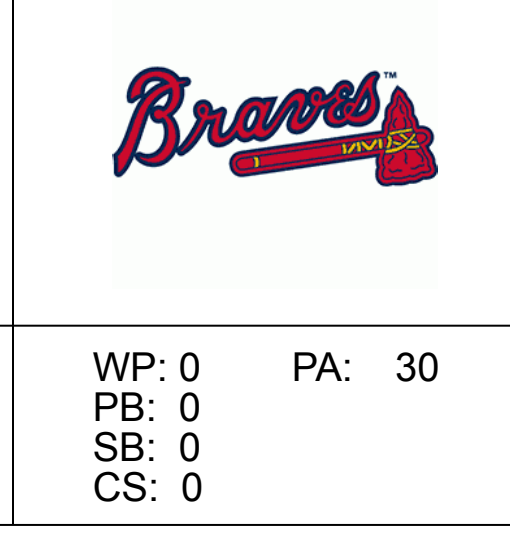

Montreal Expos @ Houston Astros
Astrodome, Houston, TX
Sun Aug 11 1974, 4:33 AM EDT
Att. 15,180 - Dome

AB	32
R	2
H	8
RBI	2
BB	1
SO	10
LOB	9



Batter	1	2	3	4	5	6	7	8	9	AB	R	H	RBI	BB	SO	LOB	TOP					
Ron Hunt, R OBP: 0.380, SLG: 0.302 (1,4)	5-3		F8					2B	5-3	4	1	1	0	1	0	1	Montreal Expos @ Atlanta Braves Atlanta Stadium, Atlanta, GA Tue Aug 13 1974, 7:05 PM EDT Att: 7,950 - Unknown					
Wille Davis, L OBP: 0.320, SLG: 0.413 (1,8)	F8			F6	4-3			1B		4	0	1	1	0	0	1						
Mike Jorgensen, L OBP: 0.435, SLG: 0.480 (1,3)	4-3			K				BB		3	0	0	0	1	2	0						
Bob Bailey, R OBP: 0.397, SLG: 0.431 (1,5)		K		1B				BB	F8	4	1	1	0	0	2	2						
Jim Northrup, L OBP: 0.303, SLG: 0.373 (1,7)		K		1B				BB	F7	4	0	1	0	0	2	2						
Dale Murray, R (8,1)				1B						0	0	0	0	0	0	0						
Ken Singleton, S OBP: 0.390, SLG: 0.377 (1,9)		FC4		FC5-4					1-3	4	0	2	1	0	0	0						
Barry Foote, R OBP: 0.310, SLG: 0.377 (1,2)	FC4			FC5-4					1-3	4	1	1	0	0	0	3						
Tim Foli, R OBP: 0.280, SLG: 0.270 (1,6)					F9				1-3	3	0	0	0	0	1	0						
Ron Fairly, L OBP: 0.376, SLG: 0.441 (9,PH)			K						1-3	1	0	0	0	0	0	1						
Tom Walker, R (1,1)			K		5-3					1	0	0	0	0	1	0						
Don Carrithers, R OBP: 0.167, SLG: 0.167 (4,1)			K					F8		1	0	0	0	0	0	0						
Larry Blittner, L OBP: 0.214, SLG: 0.214 (8,PH)										2	0	1	1	0	0	0						
Larry Lintz, S (9,PR)								3H	1B	0	0	0	0	0	0	0						
Inning Stats	R: 0 E: 0 K: 0 S: 3	H: 0 LOB: 0 BB: 0 P: 3	R: 0 E: 0 K: 2 S: 8	H: 1 LOB: 1 BB: 0 P: 8	R: 0 E: 0 K: 2 S: 7	H: 0 LOB: 0 BB: 0 P: 7	R: 1 E: 0 K: 1 S: 8	H: 3 LOB: 2 BB: 0 P: 8	R: 0 E: 0 K: 0 S: 3	H: 0 LOB: 0 BB: 1 P: 7	R: 0 E: 0 K: 0 S: 9	H: 0 LOB: 0 BB: 0 P: 9	R: 0 E: 0 K: 0 S: 3	H: 0 LOB: 0 BB: 0 P: 3	R: 1 E: 0 K: 0 S: 5	H: 2 LOB: 2 BB: 1 P: 9		R: 1 E: 0 K: 0 S: 5	H: 2 LOB: 1 BB: 0 P: 5	1B: 6 2B: 2 3B: 0 HR: 0	SF: 0 SAC: 0 DP: 0 HBP: 0	WP: 0 PB: 0 SB: 0 CS: 0
PITCHER	IP WLS BF H R ER SO BB IBB HBP BLK WP HR S P ERA WHIP																					
Ron Reed, R ERA: 2.62 (1,1)	8.2 W 36 8 3 3 8 2 0 0 0 0 0 0 50 58 3.12 1.154																					
Phil Niekro, R ERA: 2.98 (9,1)	0.1 S 1 0 0 0 0 0 0 0 0 0 0 0 1 1 0.00 0.000																					
Batter	1	2	3	4	5	6	7	8	9	AB	R	H	RBI	BB	SO	LOB	BOTTOM					
Ralph Garr, L OBP: 0.395, SLG: 0.509 (1,9)	F7		F5		4-3			1-3		4	0	0	0	0	0	0	Montreal Expos @ Atlanta Braves Atlanta Stadium, Atlanta, GA Tue Aug 13 1974, 7:05 PM EDT Att: 7,950 - Unknown					
Marty Perez, R OBP: 0.313, SLG: 0.355 (1,4)	4-3			1B	K			4-3		4	1	1	0	0	1	0						
Darrell Evans, L OBP: 0.379, SLG: 0.400 (1,5)	3-1			1B	F6			3-1		3	1	0	0	1	0	0						
Hank Aaron, R OBP: 0.320, SLG: 0.478 (1,7)		F8		1B	F8			F8		3	1	1	1	0	0	0						
Dusty Baker Jr., R OBP: 0.326, SLG: 0.415 (1,8)		HR		1-6-3	G3					3	1	2	2	0	0	0						
Davey Johnson, R OBP: 0.351, SLG: 0.378 (1,3)		K		1-6-3	F6			F5		3	0	0	0	0	1	2						
Craig Robinson, R OBP: 0.283, SLG: 0.240 (1,6)		4-3		1-6-3	IBB			4-3		2	0	0	0	1	0	0						
Vic Correll, R OBP: 0.260, SLG: 0.333 (1,2)			F9	1-6-3	K			K		3	0	0	1	0	1	2						
Ron Reed, R OBP: 0.143, SLG: 0.122 (1,1)			4-3		F9			F9		3	0	0	0	0	1	2						
Phil Niekro, R OBP: 0.219, SLG: 0.222 (9,1)				K						0	0	0	0	0	0	0						
Inning Stats	R: 0 E: 0 K: 0 S: 3	H: 0 LOB: 0 BB: 0 P: 3	R: 1 E: 0 K: 1 S: 6	H: 1 LOB: 0 BB: 0 P: 6	R: 0 E: 0 K: 0 S: 3	H: 0 LOB: 0 BB: 0 P: 3	R: 3 E: 0 K: 1 S: 8	H: 3 LOB: 2 BB: 2 P: 16	R: 0 E: 0 K: 1 S: 5	H: 0 LOB: 0 BB: 0 P: 5	R: 0 E: 0 K: 0 S: 3	H: 0 LOB: 0 BB: 0 P: 3	R: 0 E: 0 K: 0 S: 3	H: 0 LOB: 0 BB: 0 P: 3	R: 0 E: 0 K: 0 S: 3	H: 0 LOB: 0 BB: 0 P: 3		1B: 2 2B: 1 3B: 0 HR: 1	SF: 0 SAC: 0 DP: 0 HBP: 0	WP: 0 PB: 0 SB: 0 CS: 0	PA: 30	
PITCHER	IP WLS BF H R ER SO BB IBB HBP BLK WP HR S P ERA WHIP																					
Tom Walker, R ERA: 3.29 (1,1)	3.0 L 14 4 4 4 1 1 0 0 0 0 0 0 1 15 19 12.00 1.667																					
Don Carrithers, R ERA: 1.82 (4,1)	4.0 13 0 0 0 3 0 1 0 0 0 0 0 18 22 0.00 0.000																					
Dale Murray, R ERA: 1.2 (8,1)	1.0 3 0 0 0 0 0 0 0 0 0 0 0 3 3 0.00 0.000																					

AB	35
R	3
H	8
RBI	3
BB	2
SO	8
LOB	10




WP	0
PB	0
SB	0
CS	0

Batter	1	2	3	4	5	6	7	8	9	AB	R	H	RBI	BB	SO	LOB	TOP																		
Ron Hunt, R OBP: 0.380, SLG: 0.307 (1, 4)	5-3		E 1B 1B				F6		P6	5	0	2	0	0	0	2																			
Willie Davis, L OBP: 0.320, SLG: 0.412 (1, 8)	4-3		E9 1-3 1B				F8		K	4	0	1	0	0	1	1																			
Mike Jorgensen, L OBP: 0.432, SLG: 0.472 (1, 3)	3-1		K						4-3	3	1	0	0	1	1	2																			
Jim Northrup, L OBP: 0.304, SLG: 0.375 Mike Torrez, R OBP: 0.093, SLG: 0.071 (8, 1)			K	G4-6-3 1B					4-3	4	0	2	0	0	1	0																			
Ken Singleton, S OBP: 0.391, SLG: 0.378 (1, 9)			F3	G4-6-3 1B					G3	4	0	2	1	0	0	0																			
Bob Bailey, R OBP: 0.397, SLG: 0.434 (1, 5)				G4-6-3 1B					K	4	0	2	0	0	1	2																			
Barry Foote, R OBP: 0.306, SLG: 0.372 (1, 2)			2B	6-3					6-3	4	0	0	0	0	0	5																			
Tim Foli, R OBP: 0.279, SLG: 0.268 (1, 6)				6-3					6-3	4	0	0	0	0	0	5																			
Dennis Blair, R OBP: 0.187, SLG: 0.294 John Montague, R OBP: 0.257, SLG: 0.100 Larry Gardner, L OBP: 0.200, SLG: 0.200 Dale Murray, R OBP: 0.330, SLG: 0.428 Ron Fairly, L OBP: 0.377, SLG: 0.438 Chuck Taylor, R OBP: 0.344, SLG: 0.500 Ron Woods, R OBP: 0.306, SLG: 0.205 (1, 1) (1, 1) (5, PR) (5, 1) (7, PR) (7, 1) (8, 7)			6-3						F8	0	0	0	0	0	0	0																			
Inning Stats	R: 0 E: 0 K: 0 S: 3	H: 0 LOB: 0 BB: 0 P: 3	R: 0 E: 0 K: 1 S: 6	H: 1 LOB: 0 BB: 0 P: 6	R: 0 E: 1 K: 2 S: 9	H: 2 LOB: 2 BB: 0 P: 9	R: 0 E: 0 K: 0 S: 4	H: 2 LOB: 1 BB: 0 P: 4	R: 0 E: 0 K: 0 S: 4	H: 1 LOB: 1 BB: 0 P: 4	R: 1 E: 0 K: 0 S: 5	H: 3 LOB: 2 BB: 1 P: 9	R: 0 E: 0 K: 1 S: 5	H: 0 LOB: 0 BB: 0 P: 5	R: 0 E: 0 K: 0 S: 3	H: 0 LOB: 0 BB: 0 P: 3	R: 0 E: 0 K: 1 S: 5	H: 0 LOB: 2 BB: 1 P: 10	1B: 7 2B: 3 3B: 0 HR: 0	SF: 0 SAC: 0 DP: 2 HBP: 1	WP: 0 PB: 0 SB: 0 CS: 0	PA: 37													
PITCHER Carl Morton, R ERA: 2.98 (1, 1)	IP 9.0	WLS W	BF 37	H 9	R 1	ER 1	SO 5	BB 2	IBB 0	HBP 1	BLK 0	WP 0	HR 0	S 44	P 53	ERA 1.00	WHIP 1.222	PITCHER	IP 9.0	WLS W	BF 37	H 9	R 1	ER 1	SO 5	BB 2	IBB 0	HBP 1	BLK 0	WP 0	HR 0	S 44	P 53	ERA 1.00	WHIP 1.222
Batter	1	2	3	4	5	6	7	8	9	AB	R	H	RBI	BB	SO	LOB	BOTTOM																		
Ralph Garr, L OBP: 0.395, SLG: 0.507 (1, 9) (8, 7)	F7	E9 1B		F5		FC4-6 1B IBB		6-3		4	0	1	0	1	0	1																			
Marty Perez, R OBP: 0.314, SLG: 0.353 (1, 4)	BB HR 1B	F4			4-3	FC4-6 1-2			BB	4	1	1	0	1	0	4																			
Darrell Evans, L OBP: 0.378, SLG: 0.396 (1, 5)	K	G3			F8		HR BB	F5		4	1	0	0	1	1	3																			
Hank Aaron, R OBP: 0.326, SLG: 0.496 Rowland Office, L OBP: 0.292, SLG: 0.352 (1, 7) (8, 8)	HR BB		1-4-3				HR BB	1-3		3	2	2	2	1	0	0																			
Dusty Baker Jr., R OBP: 0.330, SLG: 0.428 (1, 8) (8, 9)	HR 1-2 1B						HR BB			4	1	3	3	0	1	1																			
Davey Johnson, R OBP: 0.350, SLG: 0.385 (1, 3)	HR		F9				F9			4	1	1	1	0	0	2																			
Craig Robinson, R OBP: 0.265, SLG: 0.240 Leo Foster, R OBP: 0.265, SLG: 0.273 (1, PR) (2, 6)	FC6-4 HBP									0	0	0	0	0	0	0																			
Vic Correll, R OBP: 0.259, SLG: 0.320 (1, 2)	FC6-4									2	0	1	0	1	0	0																			
Carl Morton, R OBP: 0.149, SLG: 0.100 (1, 1)		F4		F1						4	0	1	0	0	0	3																			
Inning Stats	R: 4 E: 0 K: 1 S: 8	H: 3 LOB: 1 BB: 1 P: 13	R: 0 E: 1 K: 0 S: 4	H: 1 LOB: 0 BB: 0 P: 4	R: 0 E: 0 K: 0 S: 3	H: 1 LOB: 1 BB: 0 P: 3	R: 0 E: 0 K: 0 S: 4	H: 1 LOB: 1 BB: 0 P: 4	R: 0 E: 1 K: 0 S: 4	H: 1 LOB: 2 BB: 2 P: 12	R: 2 E: 0 K: 0 S: 5	H: 2 LOB: 2 BB: 2 P: 13	R: 0 E: 0 K: 0 S: 3	H: 0 LOB: 1 BB: 1 P: 7	1B: 5 2B: 2 3B: 0 HR: 3	SF: 0 SAC: 0 DP: 0 HBP: 1	WP: 0 PB: 0 SB: 0 CS: 1	PA: 40																	
PITCHER Dennis Blair, R ERA: 2.99 John Montague, R ERA: 2.54 Dale Murray, R ERA: 1.06 Chuck Taylor, R ERA: 2.29 Mike Torrez, R ERA: 4.38 (1, 1) (1, 1) (5, 1) (7, 1) (8, 1)	IP 0.2	WLS L	BF 7	H 3	R 0	ER 0	SO 0	BB 1	IBB 0	HBP 0	BLK 0	WP 0	HR 0	S 4	P 12	ERA 54.00	WHIP 6.000	PITCHER	IP 3.1	WLS L	BF 12	H 3	R 0	ER 0	SO 0	BB 0	IBB 0	HBP 0	BLK 0	WP 0	HR 0	S 12	P 12	ERA 0.00	WHIP 0.900


Montreal Expos @ Atlanta Braves
Atlanta Stadium, Atlanta, GA
Wed Aug 14 1974, 7:05 PM EDT
Att: 6,009 - Unknown

AB 34
R 1
H 9
RBI 1
BB 2
SO 5
LOB 14



Montreal Expos @ Atlanta Braves
Atlanta Stadium, Atlanta, GA
Wed Aug 14 1974, 7:05 PM EDT
Att: 6,009 - Unknown

AB 33
R 6
H 10
RBI 6
BB 6
SO 2
LOB 19



Batter	1	2	3	4	5	6	7	8	9	AB	R	H	RBI	BB	SO	LOB	TOP			
Greg Gross, L OBP: 0.406, SLG: 0.379 (1, 9)	F8		4-3	1-2 1B			6-3	2-3 1B		5	0	2	0	0	0	0	Houston Astros @ Montreal Expos Jarry Park, Montreal, QB Fri Aug 16 1974, 7:05 PM EDT Att: 18,129 - Unknown			
Roger Metzger, S OBP: 0.303, SLG: 0.308 (1, 6)	FC1-2-5-1 3B		K	K			3-1	F9		5	0	1	0	0	2	4				
Cesar Cedeno, R OBP: 0.357, SLG: 0.513 (1, 8)	FC1-2-5-1 1B		4-3				6-3			4	1	1	0	1	1	0				
Bob Watson, R OBP: 0.371, SLG: 0.410 Wilbur Howard, S OBP: 0.294, SLG: 0.313 (8, PR) (8, 7)	FC1-2-5-1 1B			FC4-6 1B			G5-4-3	1B HR		3	1	1	0	1	0	3				
Milt May, L OBP: 0.362, SLG: 0.384 (1, 2)	FC6-4 1B		FC4-6 1B	1-2 1B			6-3	F7		4	1	1	2	1	0	2				
Lee May, R OBP: 0.300, SLG: 0.447 (1, 3)	FC6-4 1-2		1B WP	1B			1B	1-2 HR		4	2	3	0	0	0	1				
Doug Rader, R OBP: 0.333, SLG: 0.425 (1, 5)			G5-4-3 1B	WP 1B			1-3 1B	1-3 1B		5	2	4	4	0	1	2				
Tommy Helms, R OBP: 0.321, SLG: 0.365 Larry Milbourne, S OBP: 0.370, SLG: 0.360 (8, PR) (8, 4)	G5-4-3 1-2		G5-4-3	1B			L4-3	1B SH1-4		4	0	2	1	0	0	3				
Tom Griffin, R OBP: 0.321, SLG: 0.480 Mike Cosgrove, L OBP: 0.176, SLG: 0.067 (7, 1)	F7		F7	K			K	SH1-4		3	0	0	0	0	2	2				
Inning Stats	R: 2 E: 0 K: 0 S: 5	H: 2 LOB: 1 BB: 1 P: 9	R: 0 E: 0 K: 0 S: 3	H: 1 LOB: 0 BB: 0 P: 3	R: 0 E: 0 K: 1 S: 5	H: 0 LOB: 0 BB: 0 P: 5	R: 3 E: 0 K: 2 S: 12	H: 5 LOB: 2 BB: 0 P: 12	R: 0 E: 0 K: 1 S: 6	H: 2 LOB: 1 BB: 0 P: 6	R: 0 E: 0 K: 0 S: 3	H: 0 LOB: 0 BB: 0 P: 3	R: 3 E: 0 K: 0 S: 7	H: 4 LOB: 2 BB: 1 P: 11	R: 0 E: 0 K: 2 S: 7	H: 0 LOB: 2 BB: 1 P: 12		1B: 13 2B: 1 3B: 1 HR: 1	SF: 0 SAC: 1 DP: 3 HBP: 1	WP: 1 PB: 0 SB: 0 CS: 0
PITCHER	IP WLS BF H R ER SO BB IBB HBP BLK WP HR S P ERA WHIP	IP WLS BF H R ER SO BB IBB HBP BLK WP HR S P ERA WHIP																		
Steve Rogers, R ERA: 4.64 (1, 1)	4.0 L 20 8 5 5 3 1 0 0 0 1 0 25 29 11.25 2.250																			
Dale Murray, R ERA: 0.9 (5, 1)	3.0 10 3 0 0 1 0 0 0 0 0 0 12 12 0.00 1.000																			
Don Carrithers, R ERA: 2.56 (8, 1)	2.0 13 4 3 3 2 2 0 1 0 0 1 14 23 13.50 3.000																			

Batter	1	2	3	4	5	6	7	8	9	AB	R	H	RBI	BB	SO	LOB	BOTTOM					
Ron Hunt, R OBP: 0.381, SLG: 0.304 (1, 4)	G3 5-3 1B		6-3	F6			K			3	1	0	0	2	1	2	Houston Astros @ Montreal Expos Jarry Park, Montreal, QB Fri Aug 16 1974, 7:05 PM EDT Att: 18,129 - Unknown					
Tim Foli, R OBP: 0.281, SLG: 0.270 (1, 6)	5-3 1-2		F7				FC6-4 1B			5	0	2	0	0	0	2						
Willie Davis, L OBP: 0.319, SLG: 0.410 (1, 8)	G3 2-3		L7				FC6-4 G5-4-3			4	0	1	0	0	0	2						
Bob Bailey, R OBP: 0.398, SLG: 0.433 (1, 5)	BB 3-H 1B						G5-4-3			3	0	1	1	1	0	3						
Mike Jorgensen, L OBP: 0.433, SLG: 0.470 (1, 3)	G3 1-2		G3				L1-3 1B			3	0	1	0	1	0	1						
Ken Singleton, S OBP: 0.388, SLG: 0.374 (1, 9)	K			3-1			L1-3			4	0	0	0	0	1	3						
Ron Fairly, L OBP: 0.376, SLG: 0.438 Ron Woods, R OBP: 0.306, SLG: 0.202 (8, PH) (9, 7)			5-3	F7 1B			4-3	5-3		3	1	1	0	0	0	0						
Barry Foote, R OBP: 0.308, SLG: 0.384 (1, 2)			SH2 1B	F7						4	1	2	1	0	1	1						
Steve Rogers, R OBP: 0.226, SLG: 0.156 Jim Northrup, L OBP: 0.208, SLG: 0.376 Mike Torrez, R OBP: 0.308, SLG: 0.071 Dale Murray, R OBP: 0.258, SLG: 0.588 Jose Morales, R OBP: 0.107, SLG: 0.187 Don Carrithers, R OBP: 0.325, SLG: 0.358 Hal Breeden, R OBP: 0.255, SLG: 0.358 (1, 1) (4, PH) (4, PR) (5, 1) (7, PH) (8, 1) (9, PH)			SH2				F8	F7		0	0	0	0	0	0	0						
Inning Stats	R: 1 E: 0 K: 1 S: 6	H: 1 LOB: 2 BB: 2 P: 14	R: 0 E: 0 K: 0 S: 4	H: 1 LOB: 1 BB: 0 P: 4	R: 0 E: 0 K: 0 S: 3	H: 0 LOB: 1 BB: 1 P: 7	R: 1 E: 0 K: 0 S: 5	H: 2 LOB: 1 BB: 0 P: 5	R: 0 E: 0 K: 0 S: 3	H: 1 LOB: 0 BB: 0 P: 3	R: 0 E: 0 K: 0 S: 3	H: 1 LOB: 0 BB: 0 P: 3	R: 1 E: 0 K: 1 S: 8	H: 3 LOB: 2 BB: 0 P: 8	R: 0 E: 0 K: 0 S: 3	H: 0 LOB: 0 BB: 0 P: 3		R: 0 E: 0 K: 1 S: 5	H: 0 LOB: 1 BB: 1 P: 9	1B: 8 2B: 1 3B: 0 HR: 1	SF: 0 SAC: 1 DP: 2 HBP: 0	WP: 0 PB: 0 SB: 0 CS: 0
PITCHER	IP WLS BF H R ER SO BB IBB HBP BLK WP HR S P ERA WHIP	IP WLS BF H R ER SO BB IBB HBP BLK WP HR S P ERA WHIP																				
Tom Griffin, R ERA: 3.3 (1, 1)	6.0 W 26 7 3 3 1 3 0 0 0 0 1 25 37 4.50 1.667																					
Mike Cosgrove, L ERA: 2.37 (7, 1)	3.0 S 12 2 0 0 2 1 0 0 0 0 0 15 19 0.00 1.000																					

AB	38
R	8
H	15
RBI	7
BB	3
SO	6
LOB	17



AB	33
R	3
H	9
RBI	3
BB	4
SO	3
LOB	14



Batter	1	2	3	4	5	6	7	8	9	AB	R	H	RBI	BB	SO	LOB	TOP			
Greg Gross, L (1,9) OBP: 0.404, SLG: 0.377	4-3	F7			E6		1B		FC4-6	5	0	1	0	0	0	2				
Roger Metzger, S (1,6) OBP: 0.307, SLG: 0.312	2B	1B		CS	FC4-6		1B			4	1	3	0	0	0	1				
Cesar Cedeno, R (1,8) OBP: 0.354, SLG: 0.509	F8		F7		K		F8			4	0	0	0	0	1	5				
Bob Watson, R (1,7) OBP: 0.372, SLG: 0.413	E	2B	L7					F9		4	1	2	1	0	0	0				
Lee May, R (1,3) OBP: 0.298, SLG: 0.443	E5			F7		K		1-3		4	0	0	0	0	1	1				
Johnny Edwards, L (1,2) OBP: 0.276, SLG: 0.317	F4			1-3		K		F8		4	0	0	0	0	1	2				
Ken Forsch, R (8,1)										0	0	0	0	0	0	0				
Doug Rader, R (1,5) OBP: 0.332, SLG: 0.423		5-3			FC6-4				K	4	0	1	0	0	1	1				
Tommy Helms, R (1,4) OBP: 0.323, SLG: 0.367				F4			F7			4	0	2	0	0	0	1				
Larry Milbourne, S (9, PR) OBP: 0.370, SLG: 0.360		SH2-4						FC4-6	1B	0	0	0	0	0	0	0				
Larry Dierker, R (1,1) OBP: 0.200, SLG: 0.241					5-3		1-3		F9	1	0	0	0	0	0	0				
Bob Gallagher, L (7, PH) OBP: 0.286, SLG: 0.216		SH2-4								1	0	0	0	0	0	0				
Fred Scherman, L (7,1) OBP: 0.361, SLG: 0.383										0	0	0	0	0	0	0				
Milt May, L (8,2)										1	0	0	0	0	0	1				
Inning Stats	R: 2 E: 1 K: 0 S: 6	H: 2 LOB: 1 BB: 0 P: 6	R: 0 E: 0 K: 0 S: 4	H: 1 LOB: 1 BB: 0 P: 4	R: 0 E: 0 K: 0 S: 3	H: 1 LOB: 1 BB: 0 P: 3	R: 0 E: 0 K: 0 S: 4	H: 1 LOB: 1 BB: 0 P: 4	R: 0 E: 0 K: 2 S: 8	H: 1 LOB: 1 BB: 0 P: 8	R: 0 E: 0 K: 0 S: 5	H: 2 LOB: 2 BB: 0 P: 5	R: 0 E: 0 K: 0 S: 3	H: 0 LOB: 0 BB: 0 P: 3	R: 0 E: 0 K: 1 S: 6	H: 1 LOB: 1 BB: 0 P: 6	1B: 8 2B: 1 3B: 0 HR: 0	SF: 0 SAC: 1 DP: 0 HBP: 0	WP: 0 PB: 0 SB: 0 CS: 1	PA: 37
PITCHER	IP WLS BF H R ER SO BB IBB HBP BLK WP HR S P ERA WHIP																			
Steve Renko, R (1,1) ERA: 3.83	7.0	30	8	2	1	3	0	0	0	0	0	0	0	0	36	36	1.29	1.143		
Chuck Taylor, R (8,1) ERA: 2.23	2.0	7	1	0	0	1	0	0	0	0	0	0	0	9	9	0.00	0.500			

Houston Astros @ Montreal Expos
 Jarry Park, Montreal, QB
 Sat Aug 17 1974, 7:05 PM EDT
 Att: 15,175 - Unknown

AB 36
 R 2
 H 9
 RBI 1
 BB 0
 SO 4
 LOB 14



Batter	1	2	3	4	5	6	7	8	9	AB	R	H	RBI	BB	SO	LOB	BOTTOM			
Larry Lintz, S (1,4) OBP: 0.348, SLG: 0.292	4-3		F8		SH2-4		G4-3		SH1-4	3	0	3	0	0	0	0				
Willie Davis, L (1,8) OBP: 0.322, SLG: 0.410	4-3					FC3-2	G4-3		BB	3	0	1	0	1	0	2				
Ron Fairly, L (1,7) OBP: 0.372, SLG: 0.432			F8						BB	3	0	0	0	0	0	5				
Jose Morales, R (7, PH) OBP: 0.368, SLG: 0.556	G3				FC3-2		F8		K	1	0	0	0	0	0	0				
Chuck Taylor, R (8,1) OBP: 0.444, SLG: 0.500										0	0	0	0	0	0	0				
Larry Blittner, L (9, PH) OBP: 0.188, SLG: 0.188										1	0	0	0	0	1	2				
Mike Jorgensen, L (1,3) OBP: 0.432, SLG: 0.462	F7				F1				BB	3	0	0	0	2	0	3				
Ken Singleton, S (1,9) OBP: 0.388, SLG: 0.372			1-3		F7				BB	3	0	0	1	2	0	3				
Bob Bailey, R (1,5) OBP: 0.397, SLG: 0.430		6-3							BB	3	0	0	0	1	1	1				
Barry Foote, R (1,2) OBP: 0.311, SLG: 0.385										4	0	2	0	0	0	0				
Tim Foli, R (1,6) OBP: 0.279, SLG: 0.267										3	0	0	0	0	0	2				
Jim Northrup, L (8, PH) OBP: 0.305, SLG: 0.375			6-3		5-3					1	0	0	0	0	0	2				
Pepe Frias, R (9,6) OBP: 0.277, SLG: 0.280										0	0	0	0	0	0	0				
Steve Renko, R (1,1) OBP: 0.264, SLG: 0.324										1	1	1	1	1	0	0				
Ron Woods, R (7, PH) OBP: 0.320, SLG: 0.212										1	2	1	0	1	0	0				
Inning Stats	R: 0 E: 0 K: 0 S: 4	H: 1 LOB: 1 BB: 0 P: 4	R: 0 E: 0 K: 0 S: 3	H: 0 LOB: 0 BB: 0 P: 3	R: 1 E: 0 K: 0 S: 5	H: 2 LOB: 3 BB: 1 P: 10	R: 0 E: 0 K: 0 S: 3	H: 0 LOB: 0 BB: 0 P: 3	R: 0 E: 0 K: 1 S: 5	H: 1 LOB: 1 BB: 1 P: 9	R: 1 E: 0 K: 0 S: 3	H: 1 LOB: 0 BB: 1 P: 7	R: 0 E: 0 K: 0 S: 4	H: 1 LOB: 2 BB: 1 P: 8	R: 1 E: 0 K: 1 S: 5	H: 1 LOB: 3 BB: 3 P: 17	1B: 7 2B: 0 3B: 0 HR: 1	SF: 0 SAC: 2 DP: 2 HBP: 1	WP: 0 PB: 0 SB: 1 CS: 0	PA: 41
PITCHER	IP WLS BF H R ER SO BB IBB HBP BLK WP HR S P ERA WHIP																			
Larry Dierker, R (1,1) ERA: 2.98	6.0	26	5	1	1	1	3	0	0	0	1	24	37	1.50	1.333					
Fred Scherman, L (7,1) ERA: 4.19	1.2	8	2	1	1	0	2	0	0	0	0	6	14	5.40	2.400					
Ken Forsch, R (8,1) ERA: 3.12	1.0	7	1	1	1	1	2	1	0	0	0	6	18	9.00	3.000					

Houston Astros @ Montreal Expos
 Jarry Park, Montreal, QB
 Sat Aug 17 1974, 7:05 PM EDT
 Att: 15,175 - Unknown

AB 30
 R 3
 H 8
 RBI 2
 BB 8
 SO 2
 LOB 20




Batter	1	2	3	4	5	6	7	8	9	AB	R	H	RBI	BB	SO	LOB	TOP					
Greg Gross, L (1,9) OBP: 0.403, SLG: 0.376										4	0	1	0	0	0	1	Houston Astros @ Montreal Expos Jarry Park, Montreal, QB Sun Aug 18 1974, 3:33 AM EDT Att: 19,098 - Unknown					
Roger Metzger, S (1,6) OBP: 0.305, SLG: 0.309										4	0	0	0	0	0	2						
Cesar Cedeno, R (1,8) OBP: 0.351, SLG: 0.504										4	0	0	0	0	1	1						
Bob Watson, R (1,7) OBP: 0.373, SLG: 0.421										4	2	2	1	0	2	1						
Milt May, L (1,2) OBP: 0.360, SLG: 0.391										4	1	1	2	0	0	0						
Cliff Johnson, R (1,3) OBP: 0.358, SLG: 0.460										3	0	0	0	0	0	0						
Wilbur Howard, S (7,7) OBP: 0.278, SLG: 0.294										1	0	0	0	0	0	0						
Doug Rader, R (1,5) OBP: 0.332, SLG: 0.423										3	0	1	0	0	1	0						
Larry Milbourne, S (1,4) OBP: 0.368, SLG: 0.358										3	0	1	0	0	0	1						
Dave Roberts, L (1,1) OBP: 0.197, SLG: 0.322										2	0	0	0	0	1	0						
Inning Stats	R: 0 E: 0 K: 0 S: 3	H: 1 LOB: 0 BB: 0 P: 3	R: 0 E: 0 K: 1 S: 5	H: 0 LOB: 0 BB: 0 P: 5	R: 0 E: 0 K: 2 S: 7	H: 0 LOB: 0 BB: 0 P: 7	R: 0 E: 1 K: 2 S: 8	H: 0 LOB: 1 BB: 0 P: 8	R: 0 E: 0 K: 0 S: 3	H: 0 LOB: 0 BB: 0 P: 3	R: 0 E: 0 K: 0 S: 4	H: 1 LOB: 1 BB: 0 P: 4	R: 2 E: 0 K: 0 S: 6	H: 3 LOB: 1 BB: 0 P: 6	R: 0 E: 0 K: 0 S: 3	H: 0 LOB: 0 BB: 0 P: 3	R: 1 E: 0 K: 0 S: 4	H: 1 LOB: 0 BB: 0 P: 4	1B: 4 2B: 0 3B: 0 HR: 2	SF: 0 SAC: 1 DP: 0 HBP: 0	WP: 0 PB: 0 SB: 1 CS: 1	PA: 33
PITCHER	IP WLS BF H R ER SO BB IBB HBP BLK WP HR S P ERA WHIP																					
Tom Walker, R (1,1) ERA: 3.2	7.0 L 26 5 2 2 5 0 0 0 0 0 1 36 36 2.57 0.714																					
Dale Murray, R (8,1) ERA: 1.23	2.0 7 1 1 1 0 0 0 0 0 0 1 7 7 4.50 0.500																					

AB	32
R	3
H	6
RBI	3
BB	0
SO	5
LOB	6



Batter	1	2	3	4	5	6	7	8	9	AB	R	H	RBI	BB	SO	LOB	BOTTOM					
Ron Hunt, R (1,4) OBP: 0.382, SLG: 0.302										2	0	0	0	2	0	0	Houston Astros @ Montreal Expos Jarry Park, Montreal, QB Sun Aug 18 1974, 3:33 AM EDT Att: 19,098 - Unknown					
Willie Davis, L (1,8) OBP: 0.319, SLG: 0.406										4	0	0	0	0	0	4						
Bob Bailey, R (1,5) OBP: 0.398, SLG: 0.429										3	0	1	0	1	0	0						
Hal Breeden, R (1,3) OBP: 0.329, SLG: 0.364										3	0	1	0	1	1	1						
Ron Woods, R (1,7) OBP: 0.327, SLG: 0.216										3	0	1	0	1	0	2						
Barry Foote, R (1,2) OBP: 0.307, SLG: 0.380										4	0	0	0	0	0	3						
Ken Singleton, S (1,9) OBP: 0.385, SLG: 0.368										4	0	0	0	0	1	1						
Tim Foli, R (1,6) OBP: 0.278, SLG: 0.267										4	0	1	0	0	0	1						
Tom Walker, R (1,1) OBP: 0.250, SLG: 0.286										1	0	1	0	1	0	0						
Jose Morales, R (7,PH) OBP: 0.350, SLG: 0.526										1	0	0	0	0	0	1						
Dale Murray, R (8,1) ERA: 1.23										0	0	0	0	0	0	0						
Inning Stats	R: 0 E: 0 K: 0 S: 3	H: 0 LOB: 0 BB: 1 P: 3	R: 0 E: 0 K: 1 S: 4	H: 0 LOB: 0 BB: 1 P: 8	R: 0 E: 0 K: 0 S: 4	H: 1 LOB: 2 BB: 1 P: 8	R: 0 E: 0 K: 0 S: 4	H: 2 LOB: 1 BB: 0 P: 4	R: 0 E: 0 K: 0 S: 3	H: 0 LOB: 2 BB: 2 P: 11	R: 0 E: 0 K: 0 S: 2	H: 0 LOB: 0 BB: 1 P: 6	R: 0 E: 0 K: 1 S: 6	H: 1 LOB: 1 BB: 0 P: 6	R: 0 E: 0 K: 0 S: 3	H: 0 LOB: 1 BB: 1 P: 7	R: 0 E: 0 K: 0 S: 4	H: 1 LOB: 1 BB: 0 P: 4	1B: 3 2B: 2 3B: 0 HR: 0	SF: 0 SAC: 0 DP: 2 HBP: 0	WP: 0 PB: 0 SB: 0 CS: 0	PA: 35
PITCHER	IP WLS BF H R ER SO BB IBB HBP BLK WP HR S P ERA WHIP																					
Dave Roberts, L (1,1) ERA: 3.15	9.0 W 35 5 0 0 2 6 0 0 0 0 0 33 57 0.00 1.222																					

AB	29
R	0
H	5
RBI	0
BB	6
SO	2
LOB	13



Batter	1	2	3	4	5	6	7	8	9	AB	R	H	RBI	BB	SO	LOB	TOP					
Enzo Hernandez, R (1, 6) Cito Gaston, R (9, PH) Horace Clarke, S (9, PH)	4-3		4-0 BB		F2		K		F7	3	0	0	0	1	1	1						
Glenn Beckert, R (1, 4)	K		4-3			4-0 2B HR BB	6-3		FC6-4	4	1	0	1	1	1	3						
Johnny Grubb, L (1, 7)	1B			E3 G5-3		1-3 HR			G3	5	1	4	0	0	0	2						
Willie McCovey, L (1, 3)	F9			G5-3 BB		2B HR			G3	3	1	1	3	1	0	2						
Dave Winfield, R (1, 9)		1-3		G5-3		1-3			1-3	4	0	0	0	0	0	3						
Derrel Thomas, S (1, 8)	F4			G3		L6			K	4	0	0	0	0	1	2						
Dave Hilton, R (1, 5)	F8					FC1-6 1B			1B	4	1	3	0	0	0	0						
Fred Kendall, R (1, 2)			F7		F7	F8			FC6-4 1B	4	0	1	0	0	0	2						
Randy Jones, R (1, 1) Larry Hardy, R (7, 1) Gene Locklear, L (9, PH)			K		FC1-6		K		FC6-4 1B	3	0	0	0	0	2	1						
Inning Stats	R: 0 E: 0 K: 1 S: 6	H: 1 LOB: 1 BB: 0 P: 6	R: 0 E: 0 K: 0 S: 3	H: 0 LOB: 0 BB: 0 P: 3	R: 0 E: 0 K: 1 S: 5	H: 0 LOB: 1 BB: 1 P: 9	R: 0 E: 1 K: 0 S: 3	H: 1 LOB: 1 BB: 1 P: 7	R: 0 E: 0 K: 0 S: 4	H: 1 LOB: 1 BB: 0 P: 4	R: 3 E: 0 K: 2 S: 6	H: 3 LOB: 1 BB: 1 P: 10	R: 0 E: 0 K: 1 S: 7	H: 0 LOB: 0 BB: 0 P: 7	R: 0 E: 0 K: 1 S: 6	H: 1 LOB: 1 BB: 0 P: 6	R: 1 E: 0 K: 0 S: 6	H: 3 LOB: 2 BB: 0 P: 6	1B: 8 2B: 1 3B: 0 HR: 1	SF: 0 SAC: 0 DP: 1 HBP: 0	WP: 0 PB: 0 SB: 0 CS: 0	PA: 39
PITCHER	IP	WLS	BF	H	R	ER	SO	BB	IBB	HBP	BLK	WP	HR	S	P	ERA	WHIP					
Dennis Blair, R (1, 1) Don Carrithers, R (6, 1) Chuck Taylor, R (9, 1)	5.0		21	4	2	2	2	3	0	0	0	0	0	22	34	3.60	1.400					

San Diego Padres @ Montreal Expos
Jarry Park, Montreal, QB
Mon Aug 19 1974, 7:05 PM EDT
Att: 11,146 - Unknown

AB 36
R 4
H 10
RBI 4
BB 3
SO 5
LOB 19



Batter	1	2	3	4	5	6	7	8	9	AB	R	H	RBI	BB	SO	LOB	BOTTOM					
Ron Hunt, R (1, 4) Pepe Frias, R (9, 4)	F7	6-3			5-3		FC3-6 3B	E9 1B		5	1	1	1	0	0	2						
Tim Foli, R (1, 6)	6-3		2-3		2-3		1B	F8		4	1	1	1	1	0	1						
Willie Davis, L (1, 8)	K		4-3		F9		G3			4	0	0	0	0	1	2						
Bob Bailey, R (1, 5)		SH2-4 4-3 BB		K	1-3		1B			2	1	0	0	2	1	1						
Hal Breeden, R (1, 3) Mike Jorgensen, L (7, PR) Ron Woods, R (1, 7)		4-3 SH2-4 2B BB		K		K	1-2 3H	1B		3	1	1	1	1	2	0						
Ken Singleton, S (1, 9)		SH2-4		6-3	1B		F8	L8		3	0	1	0	0	0	2						
Barry Foote, R (1, 2)		4-3		6-3			F8			4	1	1	1	0	0	2						
Dennis Blair, R (1, 1) Don Carrithers, R (6, 1) Chuck Taylor, R (9, 1)		2-3 3H		2B			HR	F7		3	2	2	2	1	0	1						
		3H		2B			FC3-6 1B	SH1-4 E 1B		2	0	1	1	0	1	2						
Inning Stats	R: 0 E: 0 K: 1 S: 5	H: 0 LOB: 0 BB: 0 P: 5	R: 3 E: 0 K: 0 S: 5	H: 2 LOB: 1 BB: 2 P: 13	R: 0 E: 0 K: 1 S: 5	H: 0 LOB: 0 BB: 0 P: 5	R: 0 E: 0 K: 2 S: 8	H: 1 LOB: 2 BB: 1 P: 12	R: 0 E: 0 K: 0 S: 3	H: 0 LOB: 1 BB: 1 P: 7	R: 3 E: 0 K: 1 S: 5	H: 4 LOB: 2 BB: 1 P: 11	R: 1 E: 1 K: 0 S: 5	H: 2 LOB: 1 BB: 0 P: 5	1B: 5 2B: 2 3B: 1 HR: 1	SF: 0 SAC: 2 DP: 0 HBP: 0	WP: 1 PB: 0 SB: 0 CS: 0	PA: 38				
PITCHER	IP	WLS	BF	H	R	ER	SO	BB	IBB	HBP	BLK	WP	HR	S	P	ERA	WHIP					
Randy Jones, L (1, 1) Larry Hardy, R (7, 1)	6.2	L	32	7	6	6	5	4	1	0	0	0	0	6	6	6.75	1.500					

San Diego Padres @ Montreal Expos
Jarry Park, Montreal, QB
Mon Aug 19 1974, 7:05 PM EDT
Att: 11,146 - Unknown

AB 31
R 7
H 9
RBI 7
BB 5
SO 5
LOB 13



Batter	1	2	3	4	5	6	7	8	9	AB	R	H	RBI	BB	SO	LOB	TOP					
Enzo Hernandez, R OBP: 0.286, SLG: 0.281	F3		6-3		5-3			F4		4	0	0	0	0	0	1						
Dave Hilton, R OBP: 0.311, SLG: 0.304	1B			HR		5-3		F8		4	1	2	0	0	0	0						
Johnny Grubb, L OBP: 0.364, SLG: 0.406	F6			HR		L8		K		3	1	0	0	1	1	0						
Willie McCovey, L OBP: 0.420, SLG: 0.522	F9			HR		K				3	1	1	3	1	1	0						
Dave Winfield, R OBP: 0.322, SLG: 0.455	PO			K				F3		3	0	0	0	1	1	1						
Derrel Thomas, S OBP: 0.326, SLG: 0.356	F9			4-3						3	0	0	0	0	1	1						
Dave Roberts, R OBP: 0.251, SLG: 0.253	PO		F3	6-3				L5		3	0	0	0	0	0	0						
Chris Cannizzaro, R OBP: 0.227, SLG: 0.238						1-3		K		3	0	1	0	0	1	0						
Dave Freisleben, R OBP: 0.264, SLG: 0.213			K			4-3		K		3	0	0	0	0	2	1						
Inning Stats	R: 0 E: 0 K: 0 S: 3	H: 1 LOB: 0 BB: 0 P: 3	R: 0 E: 0 K: 0 S: 2	H: 0 LOB: 0 BB: 1 P: 6	R: 0 E: 0 K: 1 S: 6	H: 1 LOB: 1 BB: 0 P: 6	R: 3 E: 0 K: 1 S: 7	H: 2 LOB: 0 BB: 1 P: 11	R: 0 E: 0 K: 0 S: 3	H: 0 LOB: 0 BB: 0 P: 3	R: 0 E: 0 K: 1 S: 5	H: 0 LOB: 0 BB: 0 P: 5	R: 0 E: 0 K: 1 S: 5	H: 0 LOB: 0 BB: 0 P: 5	R: 0 E: 0 K: 2 S: 7	H: 0 LOB: 0 BB: 0 P: 7	R: 0 E: 0 K: 1 S: 5	H: 0 LOB: 1 BB: 1 P: 9	1B: 2 2B: 1 3B: 0 HR: 1	SF: 0 SAC: 0 DP: 0 HBP: 0	WP: 0 PB: 0 SB: 0 CS: 0	PA: 33
PITCHER	IP	WLS	BF	H	R	ER	SO	BB	IBB	HBP	BLK	WP	HR	S	P	ERA	WHIP					
Steve Rogers, R ERA: 4.61	7.0	L	25	4	3	3	4	2	0	0	0	0	1	31	39	3.86	0.857					
John Montague, R ERA: 2.47	2.0		7	0	0	0	3	1	0	0	0	0	0	12	16	0.00	0.500					

San Diego Padres @ Montreal Expos
Jarry Park, Montreal, QB
Tue Aug 20 1974, 7:05 PM EDT
Att: 12,713 - Unknown

AB 29
R 3
H 4
RBI 3
BB 3
SO 7
LOB 4



Batter	1	2	3	4	5	6	7	8	9	AB	R	H	RBI	BB	SO	LOB	BOTTOM					
Larry Lintz, S OBP: 0.345, SLG: 0.286	F9	FC6-4			FC4-6		1-3			4	0	0	0	1	0	3						
Willie Davis, L OBP: 0.379, SLG: 0.403	F9			1B	FC4-6			F9		5	0	2	0	0	0	3						
Mike Jorgensen, L OBP: 0.429, SLG: 0.455	E4		F8		BB		F9			3	0	0	0	1	0	2						
Ron Fairly, L OBP: 0.374, SLG: 0.429			F9		BB			6-3		2	0	0	0	2	0	1						
Ken Singleton, S OBP: 0.381, SLG: 0.363	L8		K		FC6-4			4-3		4	0	0	0	0	1	6						
Bob Bailey, R OBP: 0.398, SLG: 0.424				L9		5-3		5-3		3	0	0	0	1	0	0						
Barry Foote, R OBP: 0.309, SLG: 0.391		K		F9		5-3		F8		4	0	0	0	0	1	1						
Tim Foli, R OBP: 0.278, SLG: 0.271		FC4-6		L8		6-3		F6		3	0	0	0	0	0	1						
Jim Northrup, L OBP: 0.305, SLG: 0.374										1	0	0	0	0	0	0						
Steve Rogers, R OBP: 0.250, SLG: 0.156										0	0	0	0	2	0	0						
Ron Hunt, R OBP: 0.379, SLG: 0.300										1	0	0	0	0	1	0						
John Montague, R OBP: 0.250, SLG: 0.100										0	0	0	0	0	0	0						
Larry Bittner, L OBP: 0.235, SLG: 0.294										1	0	1	0	0	0	0						
Inning Stats	R: 0 E: 1 K: 0 S: 4	H: 0 LOB: 2 BB: 1 P: 8	R: 0 E: 0 K: 1 S: 5	H: 0 LOB: 2 BB: 2 P: 13	R: 0 E: 0 K: 1 S: 6	H: 1 LOB: 1 BB: 0 P: 6	R: 0 E: 0 K: 0 S: 3	H: 0 LOB: 0 BB: 0 P: 3	R: 0 E: 0 K: 1 S: 6	H: 1 LOB: 1 BB: 0 P: 6	R: 0 E: 0 K: 0 S: 3	H: 0 LOB: 0 BB: 0 P: 3	R: 0 E: 0 K: 1 S: 6	H: 0 LOB: 0 BB: 0 P: 3	R: 0 E: 0 K: 0 S: 4	H: 1 LOB: 2 BB: 1 P: 8	R: 0 E: 0 K: 0 S: 4	H: 1 LOB: 2 BB: 1 P: 8	1B: 2 2B: 1 3B: 0 HR: 0	SF: 0 SAC: 0 DP: 0 HBP: 0	WP: 0 PB: 0 SB: 0 CS: 0	PA: 38
PITCHER	IP	WLS	BF	H	R	ER	SO	BB	IBB	HBP	BLK	WP	HR	S	P	ERA	WHIP					
Dave Freisleben, R ERA: 3.38	9.0	W	38	3	0	0	3	7	0	0	0	0	0	37	65	0.00	1.111					

San Diego Padres @ Montreal Expos
Jarry Park, Montreal, QB
Tue Aug 20 1974, 7:05 PM EDT
Att: 12,713 - Unknown

AB 31
R 0
H 3
RBI 0
BB 7
SO 3
LOB 17



Batter	1	2	3	4	5	6	7	8	9	AB	R	H	RBI	BB	SO	LOB	TOP			
Enzo Hernandez, R OBP: 0.285, SLG: 0.280										5	1	1	0	0	0	3				
Glenn Beckert, R OBP: 0.357, SLG: 0.303										5	1	0	0	0	0	1				
Dave Roberts, R OBP: 0.251, SLG: 0.253										0	0	0	0	0	0	0				
Johnny Grubb, L OBP: 0.368, SLG: 0.412										3	2	1	1	2	1	0				
Willie McCovey, L OBP: 0.419, SLG: 0.516										3	1	0	0	2	0	1				
Dave Winfield, R OBP: 0.321, SLG: 0.454										3	0	1	1	0	0	3				
Derrel Thomas, S OBP: 0.325, SLG: 0.358										4	1	1	2	0	0	3				
Dave Hilton, R OBP: 0.309, SLG: 0.302										4	0	1	2	0	0	0				
Chris Cannizzaro, R OBP: 0.240, SLG: 0.217										2	0	0	0	1	0	0				
Fred Kendall, R OBP: 0.317, SLG: 0.357										1	0	0	0	0	1	0				
Dan Spillner, R OBP: 0.097, SLG: 0.034										0	0	0	0	0	0	0				
Bill Laxton, L OBP: 0.250, SLG: 0.250										2	0	1	0	0	1	2				
Lowell Palmer, R OBP: 0.091, SLG: 0.182										1	0	0	0	0	0	0				
Gene Locklear, L OBP: 0.362, SLG: 0.467										1	1	1	1	0	0	0				
Larry Hardy, R OBP: 0.362, SLG: 0.467										0	0	0	0	0	0	0				
Inning Stats	R: 2 E: 0 K: 0 S: 5	H: 2 LOB: 1 BB: 1 P: 9	R: 0 E: 0 K: 0 S: 4	H: 1 LOB: 0 BB: 0 P: 4	R: 4 E: 1 K: 1 S: 8	H: 2 LOB: 2 BB: 3 P: 20	R: 0 E: 0 K: 0 S: 4	H: 1 LOB: 2 BB: 1 P: 8	R: 0 E: 0 K: 1 S: 5	H: 0 LOB: 0 BB: 0 P: 5	R: 0 E: 0 K: 1 S: 3	H: 0 LOB: 0 BB: 0 P: 3	R: 1 E: 0 K: 1 S: 6	H: 1 LOB: 0 BB: 0 P: 6	R: 0 E: 0 K: 0 S: 3	H: 0 LOB: 0 BB: 0 P: 3	1B: 4 2B: 1 3B: 1 HR: 1	SF: 1 SAC: 0 DP: 0 HBP: 0	WP: 0 PB: 0 SB: 0 CS: 0	PA: 40
PITCHER	IP	WLS	BF	H	R	ER	SO	BB	IBB	HBP	BLK	WP	HR	S	P	ERA	WHIP			
Steve Renko, R ERA: 4.03	2.1		16	5	6	5	0	2	1	0	0	0	0	13	25	19.29	3.000			
Dale Murray, R ERA: 1.01	4.2		17	1	0	0	3	2	0	0	0	0	0	21	29	0.00	0.643			
Chuck Taylor, R ERA: 2.26	2.0	W	7	1	1	1	1	0	0	0	0	0	1	9	9	4.50	0.500			

San Diego Padres @ Montreal Expos
Jarry Park, Montreal, QB
Wed Aug 21 1974, 7:05 PM EDT
Att: 18,037 - Unknown

AB	34
R	7
H	7
RBI	7
BB	5
SO	4
LOB	13



Batter	1	2	3	4	5	6	7	8	9	AB	R	H	RBI	BB	SO	LOB	BOTTOM			
Ron Hunt, R OBP: 0.380, SLG: 0.306										6	1	3	1	0	0	2				
Tim Foli, R OBP: 0.279, SLG: 0.272										5	2	2	1	0	2	1				
Willie Davis, L OBP: 0.318, SLG: 0.403										5	1	2	1	0	0	2				
Ron Fairly, L OBP: 0.378, SLG: 0.430										4	0	2	1	1	0	2				
Mike Jorgensen, L OBP: 0.437, SLG: 0.461										4	0	3	2	1	0	0				
Jim Northrup, L OBP: 0.303, SLG: 0.372										5	0	1	0	0	0	7				
Larry Lintz, S OBP: 0.345, SLG: 0.286										0	1	0	0	0	0	0				
Bob Bailey, R OBP: 0.396, SLG: 0.429										5	1	1	1	0	1	4				
Barry Foote, R OBP: 0.310, SLG: 0.389										4	1	1	1	1	1	2				
Steve Renko, R OBP: 0.274, SLG: 0.348										1	1	1	0	0	0	0				
Dale Murray, R ERA: 3.99										1	0	0	0	1	0	0				
Larry Bittner, L OBP: 0.222, SLG: 0.278										1	0	0	0	0	0	2				
Chuck Taylor, R OBP: 0.444, SLG: 0.500										0	0	0	0	0	0	0				
Ken Singleton, S OBP: 0.382, SLG: 0.363										0	0	0	0	1	0	0				
Inning Stats	R: 3 E: 0 K: 1 S: 9	H: 4 LOB: 2 BB: 1 P: 13	R: 2 E: 0 K: 0 S: 6	H: 3 LOB: 2 BB: 1 P: 10	R: 1 E: 0 K: 0 S: 3	H: 1 LOB: 0 BB: 1 P: 7	R: 0 E: 0 K: 1 S: 7	H: 2 LOB: 2 BB: 0 P: 7	R: 0 E: 0 K: 0 S: 3	H: 0 LOB: 0 BB: 0 P: 3	R: 0 E: 0 K: 0 S: 4	H: 1 LOB: 1 BB: 0 P: 4	R: 0 E: 0 K: 1 S: 6	H: 1 LOB: 1 BB: 0 P: 6	R: 2 E: 1 K: 0 S: 5	H: 3 LOB: 2 BB: 1 P: 9	1B: 13 2B: 2 3B: 0 HR: 1	SF: 0 SAC: 0 DP: 0 HBP: 0	WP: 1 PB: 0 SB: 3 CS: 0	PA: 46
PITCHER	IP	WLS	BF	H	R	ER	SO	BB	IBB	HBP	BLK	WP	HR	S	P	ERA	WHIP			
Dan Spillner, R ERA: 3.99	0.0		13	4	3	3	0	1	0	0	0	0	1	13	21	11.57	2.571			
Bill Laxton, L ERA: 3.75	2.1		13	4	3	3	1	2	0	0	0	0	0	21	25	0.00	0.857			
Lowell Palmer, R ERA: 5.37	4.2		18	4	0	0	2	0	1	0	0	0	0	21	25	0.00	0.857			
Larry Hardy, R ERA: 4.68	1.2	L	10	4	2	2	1	0	1	0	0	1	0	11	15	10.80	2.400			

San Diego Padres @ Montreal Expos
Jarry Park, Montreal, QB
Wed Aug 21 1974, 7:05 PM EDT
Att: 18,037 - Unknown

AB	41
R	8
H	16
RBI	8
BB	5
SO	4
LOB	22



Batter	1	2	3	4	5	6	7	8	9	AB	R	H	RBI	BB	SO	LOB	TOP									
Pete Rose, S OBP: 0.391, SLG: 0.366 (1, 7)										5	2	4	0	0	0	0	Cincinnati Reds @ Montreal Expos Jarry Park, Montreal, QB Sat Aug 24 1974, 3:33 AM EDT Att: 18,466 - Unknown									
Joe Morgan, L OBP: 0.422, SLG: 0.492 (1, 4)										3	1	0	0	2	1	3										
Johnny Bench, R OBP: 0.359, SLG: 0.507 (1, 2)										5	1	1	0	0	1	5										
Tony Perez, R OBP: 0.340, SLG: 0.463 (1, 3)										4	2	2	1	1	1	2										
Dan Driessen, L OBP: 0.345, SLG: 0.389 Darrel Chaney, S OBP: 0.361, SLG: 0.303 (5, 5)										1	0	0	0	1	0	2										
Cesar Geronimo, L OBP: 0.368, SLG: 0.442 (1, 8)										4	0	3	4	1	1	1										
Dave Concepcion, R OBP: 0.326, SLG: 0.382 (1, 6)										5	0	0	0	0	1	8										
George Foster, R OBP: 0.343, SLG: 0.433 (1, 9)										3	0	1	0	1	0	0										
Don Gullett, R OBP: 0.292, SLG: 0.262 (1, 1)										4	0	1	0	0	2	2										
Inning Stats	R: 2 E: 0 K: 0 S: 5	H: 2 LOB: 2 BB: 2 P: 13	R: 0 E: 0 K: 1 S: 6	H: 1 LOB: 1 BB: 0 P: 6	R: 1 E: 0 K: 0 S: 4	H: 2 LOB: 1 BB: 1 P: 8	R: 0 E: 0 K: 1 S: 5	H: 0 LOB: 0 BB: 0 P: 5	R: 0 E: 0 K: 3 S: 9	H: 2 LOB: 1 BB: 0 P: 9	R: 0 E: 0 K: 2 S: 8	H: 2 LOB: 1 BB: 0 P: 8	R: 0 E: 0 K: 0 S: 4	H: 2 LOB: 2 BB: 2 P: 12	R: 1 E: 1 K: 0 S: 4	H: 1 LOB: 2 BB: 1 P: 10		R: 2 E: 0 K: 0 S: 6	H: 3 LOB: 2 BB: 1 P: 10	1B: 10 2B: 3 3B: 0 HR: 0	SF: 0 SAC: 0 DP: 2 HBP: 0	WP: 0 PB: 0 SB: 1 CS: 1	PA: 44			
PITCHER	IP	WLS	BF	H	R	ER	SO	BB	IBB	HBP	BLK	WP	HR	S	P	ERA	WHIP									
Steve Rogers, R ERA: 4.63 Chuck Taylor, R ERA: 2.25	(1, 1)	8.2	L	42	13	6	5	7	4	2	0	0	0	0	0	0	5.19	1.962								

AB	37
R	6
H	13
RBI	5
BB	6
SO	7
LOB	26



Batter	1	2	3	4	5	6	7	8	9	AB	R	H	RBI	BB	SO	LOB	BOTTOM									
Ron Hunt, R OBP: 0.384, SLG: 0.314 (1, 5)										3	2	2	1	1	0	0	Cincinnati Reds @ Montreal Expos Jarry Park, Montreal, QB Sat Aug 24 1974, 3:33 AM EDT Att: 18,466 - Unknown									
Tim Foli, R OBP: 0.278, SLG: 0.271 (1, 6)										4	0	1	1	0	1	2										
Ron Woods, R OBP: 0.325, SLG: 0.216 (1, 8)										3	0	0	0	1	0	2										
Bob Bailey, R OBP: 0.394, SLG: 0.425 (1, 7)										4	1	1	0	0	1	2										
Hal Breeden, R OBP: 0.337, SLG: 0.373 Mike Jorgensen, L OBP: 0.438, SLG: 0.461 (8, PR) (9, 3)										4	0	2	1	0	1	0										
Barry Foote, R OBP: 0.310, SLG: 0.397 (1, 2)										4	0	0	1	0	0	3										
Ken Singleton, S OBP: 0.381, SLG: 0.360 (1, 9)										4	0	0	0	0	1	2										
Pepe Frias, R OBP: 0.276, SLG: 0.278 (1, 4)										4	0	1	0	0	1	1										
Steve Rogers, R OBP: 0.253, SLG: 0.164 Chuck Taylor, R OBP: 0.444, SLG: 0.500 Jose Morales, R OBP: 0.318, SLG: 0.476 (9, PH)										3	1	1	0	0	0	1										
Inning Stats	R: 0 E: 0 K: 1 S: 5	H: 0 LOB: 0 BB: 0 P: 5	R: 1 E: 1 K: 1 S: 7	H: 2 LOB: 1 BB: 0 P: 7	R: 0 E: 0 K: 0 S: 3	H: 0 LOB: 1 BB: 1 P: 7	R: 0 E: 0 K: 0 S: 3	H: 0 LOB: 0 BB: 0 P: 3	R: 2 E: 0 K: 1 S: 8	H: 3 LOB: 1 BB: 0 P: 8	R: 0 E: 0 K: 2 S: 7	H: 0 LOB: 0 BB: 0 P: 7	R: 0 E: 0 K: 0 S: 3	H: 1 LOB: 0 BB: 0 P: 3	R: 1 E: 1 K: 0 S: 5	H: 2 LOB: 2 BB: 1 P: 9		R: 0 E: 0 K: 1 S: 5	H: 0 LOB: 0 BB: 0 P: 5	1B: 6 2B: 3 3B: 0 HR: 0	SF: 0 SAC: 0 DP: 2 HBP: 0	WP: 0 PB: 0 SB: 0 CS: 2	PA: 36			
PITCHER	IP	WLS	BF	H	R	ER	SO	BB	IBB	HBP	BLK	WP	HR	S	P	ERA	WHIP									
Don Gullett, L ERA: 2.92	(1, 1)	9.0	W	36	8	4	4	6	2	0	0	0	0	0	0	0	4.00	1.111								



Batter	1	2	3	4	5	6	7	8	9	AB	R	H	RBI	BB	SO	LOB	TOP			
Pete Rose, S OBP: 0.383, SLG: 0.369 (1, 7)										5	1	3	2	0	0	1	Cincinnati Reds @ Montreal Expos Jarry Park, Montreal, QB Sun Aug 25 1974, 3:33 AM EDT Att: 21,161 - Unknown			
Cesar Geronimo, L OBP: 0.389, SLG: 0.441 (1, 8)										3	0	1	0	1	1	1				
Johnny Bench, R OBP: 0.357, SLG: 0.503 (1, 2)										4	0	0	0	0	1	5				
Tony Perez, R OBP: 0.339, SLG: 0.460 (1, 3)										3	0	0	0	1	0	3				
Dan Driessen, L OBP: 0.342, SLG: 0.386 (1, 5)										3	0	0	1	0	0	0				
Fred Norman, S OBP: 0.122, SLG: 0.085 (8, 1)										0	0	0	0	0	0	0				
Dave Concepcion, R OBP: 0.325, SLG: 0.381 (1, 6)										4	0	1	0	0	2	2				
George Foster, R OBP: 0.341, SLG: 0.427 (1, 9)										3	0	0	0	1	0	0				
Darrel Chaney, S OBP: 0.354, SLG: 0.295 (8, PH)										2	0	0	0	0	0	2				
Ken Griffey, L OBP: 0.295, SLG: 0.312 (8, PH)										1	1	1	0	0	0	0				
Junior Kennedy, R OBP: 0.214, SLG: 0.083 (8, 5)										1	0	1	0	0	0	0				
Clay Kirby, R OBP: 0.159, SLG: 0.086 (1, 1)										2	0	0	0	0	2	2				
Terry Crowley, L OBP: 0.298, SLG: 0.348 (8, PH)										0	0	0	0	1	0	0				
Joe Morgan, L OBP: 0.421, SLG: 0.491 (8, 4)										1	1	0	0	0	1	1				
Inning Stats	R: 0 E: 0 K: 1 S: 6	H: 1 LOB: 1 BB: 0 P: 6	R: 0 E: 0 K: 1 S: 5	H: 0 LOB: 0 BB: 0 P: 5	R: 0 E: 0 K: 1 S: 5	H: 0 LOB: 0 BB: 0 P: 5	R: 0 E: 0 K: 1 S: 5	H: 1 LOB: 2 BB: 1 P: 10	R: 0 E: 0 K: 0 S: 3	H: 1 LOB: 1 BB: 0 P: 7	R: 0 E: 0 K: 0 S: 3	H: 0 LOB: 0 BB: 0 P: 3	R: 3 E: 0 K: 1 S: 8	H: 3 LOB: 2 BB: 2 P: 16	R: 0 E: 0 K: 1 S: 6	H: 1 LOB: 1 BB: 0 P: 6	1B: 7 2B: 1 3B: 0 HR: 0	SF: 1 SAC: 0 DP: 1 HBP: 0	WP: 0 PB: 0 SB: 4 CS: 0	PA: 37
PITCHER	IP WLS BF H R ER SO BB IBB HBP BLK WP HR S P ERA WHIP																			
Dennis Blair, R ERA: 3.07 (1, 1)	7.0 L 28 5 3 3 5 3 0 0 0 0 0 0 35 47 3.86 1.143																			
Chuck Taylor, R ERA: 2.2 (8, 1)	2.0 9 2 0 0 2 0 1 0 0 0 0 0 12 16 0.00 1.000																			

AB	32
R	3
H	7
RBI	3
BB	4
SO	7
LOB	17



Batter	1	2	3	4	5	6	7	8	9	AB	R	H	RBI	BB	SO	LOB	BOTTOM			
Ron Hunt, R OBP: 0.381, SLG: 0.311 (1, 4)										3	0	0	0	0	0	1	Cincinnati Reds @ Montreal Expos Jarry Park, Montreal, QB Sun Aug 25 1974, 3:33 AM EDT Att: 21,161 - Unknown			
Tim Foli, R OBP: 0.275, SLG: 0.268 (1, 6)										4	0	0	0	0	0	1				
Pepe Frias, R OBP: 0.276, SLG: 0.278 (9, 6)										0	0	0	0	0	0	0				
Willie Davis, L OBP: 0.320, SLG: 0.408 (1, 8)										3	0	0	0	1	0	0				
Ron Fairly, L OBP: 0.381, SLG: 0.424 (1, 7)										1	1	0	0	3	0	2				
Mike Jorgensen, L OBP: 0.443, SLG: 0.464 (1, 3)										3	0	2	0	1	0	1				
Jim Northrup, L OBP: 0.304, SLG: 0.371 (1, 9)										4	0	1	1	0	0	4				
Bob Bailey, R OBP: 0.393, SLG: 0.422 (1, 5)										3	0	0	0	1	2	2				
Barry Foote, R OBP: 0.310, SLG: 0.393 (1, 2)										3	0	0	0	1	1	3				
Dennis Blair, R OBP: 0.195, SLG: 0.162 (1, 1)										3	0	1	0	0	2	1				
Chuck Taylor, R OBP: 0.444, SLG: 0.500 (8, 1)										0	0	0	0	0	0	0				
Ron Woods, R OBP: 0.322, SLG: 0.214 (9, PH)										1	0	0	0	0	0	0				
Inning Stats	R: 0 E: 0 K: 0 S: 3	H: 0 LOB: 0 BB: 0 P: 3	R: 0 E: 0 K: 1 S: 5	H: 0 LOB: 1 BB: 1 P: 9	R: 0 E: 0 K: 1 S: 4	H: 0 LOB: 1 BB: 1 P: 8	R: 1 E: 0 K: 0 S: 4	H: 1 LOB: 3 BB: 3 P: 16	R: 0 E: 0 K: 0 S: 4	H: 1 LOB: 2 BB: 1 P: 8	R: 0 E: 0 K: 2 S: 7	H: 0 LOB: 0 BB: 0 P: 7	R: 0 E: 0 K: 0 S: 4	H: 1 LOB: 2 BB: 1 P: 8	R: 0 E: 0 K: 0 S: 3	H: 0 LOB: 0 BB: 0 P: 3	1B: 4 2B: 1 3B: 0 HR: 0	SF: 0 SAC: 1 DP: 2 HBP: 0	WP: 0 PB: 0 SB: 0 CS: 1	PA: 36
PITCHER	IP WLS BF H R ER SO BB IBB HBP BLK WP HR S P ERA WHIP																			
Clay Kirby, R ERA: 2.97 (1, 1)	7.0 W 28 3 1 1 5 6 0 0 0 0 0 0 32 56 1.29 1.286																			
Fred Norman, L ERA: 3.01 (8, 1)	2.0 8 1 0 0 0 1 0 0 0 0 0 0 7 11 0.00 1.000																			

AB	28
R	1
H	4
RBI	1
BB	7
SO	5
LOB	15




Batter	1	2	3	4	5	6	7	8	9	AB	R	H	RBI	BB	SO	LOB	TOP								
Ralph Garr, L OBP: 0.389, SLG: 0.502 (1, 9)	4-3		FC6 1B						L3	5	1	3	0	0	0	1	Atlanta Braves @ Montreal Expos Jarry Park, Montreal, QB Mon Aug 26 1974, 7:05 PM EDT Att: 14,139 - Unknown								
Marty Perez, R OBP: 0.323, SLG: 0.364 (1, 4)	F3		F8		G3				L3	5	0	1	1	1	0	4									
Darrell Evans, L OBP: 0.390, SLG: 0.425 (1, 5)	K		FC6-4 1B			3-1			L3	4	0	1	0	0	1	1									
Hank Aaron, R OBP: 0.341, SLG: 0.502 Rowland Office, L OBP: 0.277, SLG: 0.341 (8, FR)		L4	FC6-4 1B			F8			CS 1B	4	0	1	0	0	0	2									
Dusty Baker Jr., R OBP: 0.330, SLG: 0.422 (8, 9)		CS BB		K		2B 1B			1-2 HR	3	1	2	1	1	1	0									
Davey Johnson, R OBP: 0.348, SLG: 0.379 (1, 3)		BB	L3			L3			K	3	0	1	0	1	1	1									
Leo Foster, R OBP: 0.256, SLG: 0.243 (1, 6)		BB	F8		K				2B	4	0	0	0	0	2	4									
Vic Correll, R OBP: 0.320, SLG: 0.364 (1, 2)				WP 2B		K			K	4	1	1	0	0	3	0									
Buzz Capra, R OBP: 0.255, SLG: 0.163 Max Leon, R OBP: 0.077, SLG: 0.083 (9, 1)					K				K	3	0	1	0	1	2	0									
			FC6 1B						1B BB	0	0	0	0	0	0	0									
Inning Stats	R: 0 E: 0 K: 1 S: 5	H: 0 LOB: 0 BB: 0 P: 5	R: 0 E: 0 K: 0 S: 2	H: 0 LOB: 1 BB: 2 P: 10	R: 1 E: 0 K: 0 S: 6	H: 3 LOB: 2 BB: 0 P: 6	R: 0 E: 0 K: 2 S: 7	H: 0 LOB: 0 BB: 0 P: 7	R: 0 E: 0 K: 1 S: 8	H: 1 LOB: 1 BB: 0 P: 8	R: 0 E: 0 K: 2 S: 7	H: 2 LOB: 2 BB: 0 P: 7	R: 1 E: 0 K: 2 S: 9	H: 2 LOB: 1 BB: 0 P: 9	R: 1 E: 0 K: 1 S: 6	H: 2 LOB: 1 BB: 0 P: 6	R: 0 E: 0 K: 1 S: 5	H: 1 LOB: 1 BB: 1 P: 9	1B: 7 2B: 3 3B: 1 HR: 1	SF: 0 SAC: 0 DP: 1 HBP: 0	WP: 2 PB: 0 SB: 0 CS: 2	PA: 38			
PITCHER	IP	WLS	BF	H	R	ER	SO	BB	IBB	HBP	BLK	WP	HR	S	P	ERA	WHIP								
Steve Renko, R ERA: 3.93 Don Carrithers, R ERA: 2.87	(1, 1) (8, 1)	7.0 2.0	L 8	30 3	8 1	2 1	8 2	2 1	0 0	0 0	0 0	1 0	0 1	44 11	52 15	2.57 4.50	1.429 2.000								

AB	35
R	3
H	11
RBI	2
BB	3
SO	10
LOB	13



Batter	1	2	3	4	5	6	7	8	9	AB	R	H	RBI	BB	SO	LOB	BOTTOM								
Ron Hunt, R OBP: 0.378, SLG: 0.308 (1, 4)	F8		F9		6-3			F2		4	0	0	0	0	0	0	Atlanta Braves @ Montreal Expos Jarry Park, Montreal, QB Mon Aug 26 1974, 7:05 PM EDT Att: 14,139 - Unknown								
Larry Lintz, S OBP: 0.343, SLG: 0.290 (1, 6)	K				K			6-3		4	0	1	0	0	2	0									
Willie Davis, L OBP: 0.318, SLG: 0.405 (1, 8)	6-3				K			G3		4	0	0	0	0	1	1									
Ron Fairly, L OBP: 0.382, SLG: 0.430 (1, 7)		BB 2B	F7			P6		P3		4	1	2	0	0	0	1									
Mike Jorgensen, L OBP: 0.440, SLG: 0.460 (1, 3)		P6			F8			4-3		4	1	1	0	0	0	1									
Jim Northrup, L OBP: 0.306, SLG: 0.371 Ron Woods, R OBP: 0.322, SLG: 0.214 (9, FR)		F7			BB			K		3	0	1	1	1	1	1									
Bob Bailey, R OBP: 0.394, SLG: 0.424 (1, 5)		BB BB	F7						G1-4-3 1B	3	0	1	0	1	0	2									
Bob Stinson, S OBP: 0.321, SLG: 0.275 (1, 2)		BB BB			K				P6	3	0	0	0	1	2	3									
Steve Renko, R OBP: 0.267, SLG: 0.338 Ken Singleton, S OBP: 0.380, SLG: 0.359 Don Carrithers, R OBP: 0.286, SLG: 0.286 (7, PH)			K			F7				2	0	0	0	0	1	3									
										1	0	0	0	0	1	1									
										0	0	0	0	0	0	0									
Inning Stats	R: 0 E: 0 K: 1 S: 5	H: 1 LOB: 3 BB: 2 P: 14	R: 0 E: 0 K: 1 S: 6	H: 1 LOB: 1 BB: 0 P: 6	R: 0 E: 0 K: 1 S: 5	H: 0 LOB: 1 BB: 1 P: 9	R: 0 E: 0 K: 1 S: 5	H: 0 LOB: 0 BB: 0 P: 5	R: 0 E: 0 K: 3 S: 10	H: 1 LOB: 1 BB: 0 P: 10	R: 0 E: 0 K: 0 S: 3	H: 0 LOB: 0 BB: 0 P: 3	R: 0 E: 0 K: 0 S: 3	H: 0 LOB: 0 BB: 0 P: 3	R: 2 E: 0 K: 0 S: 5	H: 3 LOB: 1 BB: 0 P: 5	1B: 3 2B: 3 3B: 0 HR: 0	SF: 0 SAC: 0 DP: 1 HBP: 0	WP: 0 PB: 0 SB: 0 CS: 0	PA: 35					
PITCHER	IP	WLS	BF	H	R	ER	SO	BB	IBB	HBP	BLK	WP	HR	S	P	ERA	WHIP								
Buzz Capra, R ERA: 2.48 Max Leon, R ERA: 2.25	(1, 1) (9, 1)	8.0 1.0	W S	33 2	8 0	2 0	8 0	3 0	0 0	0 0	0 0	0 0	0 2	2 2	0.00 0.000	0.000									



Batter	1	2	3	4	5	6	7	8	9	AB	R	H	RBI	BB	SO	LOB	TOP					
Ralph Garr, L OBP: 0.390, SLG: 0.504 (1, 9)	F9		2B		G6-3 1B		E1			4	0	2	0	0	0	2						
Marty Perez, R OBP: 0.322, SLG: 0.362 (1, 4)	1B		4-3		G6-3		G1-2-3			4	0	1	0	0	0	6						
Darrell Evans, L OBP: 0.389, SLG: 0.430 (1, 5)	F8			HR		G3		K		4	1	1	1	0	1	1						
Hank Aaron, R OBP: 0.336, SLG: 0.495 Ivan Murrell, R OBP: 0.252, SLG: 0.311 (1, 7) (8, 9)	6-3			4-3		F7		5-3		4	0	0	0	0	0	1						
Dusty Baker Jr., R OBP: 0.329, SLG: 0.419 (1, 8)		K		E4 BB		S BB		K		3	0	0	0	1	2	0						
Davey Johnson, R OBP: 0.348, SLG: 0.376 (1, 3)	6-3			G6-4-3 BB		L7		F9		3	0	0	0	1	0	1						
Leo Foster, R OBP: 0.256, SLG: 0.244 (1, 6)		K		G6-4-3			E BB G1-2-3 1B	K		4	0	1	0	0	2	2						
Vic Correll, R OBP: 0.317, SLG: 0.360 (1, 2)			6-3		6-3		F8	1B		4	0	1	0	0	0	1						
Ron Reed, R OBP: 0.238, SLG: 0.109 Rowland Collins, L OBP: 0.281, SLG: 0.350 Joe Niekro, R OBP: 0.295, SLG: 0.270 Norm Miller, R OBP: 0.271, SLG: 0.283 Max Leon, R OBP: 0.276, SLG: 0.278 Frank Tepedino, L OBP: 0.296, SLG: 0.283 (1, 1) (5, PH) (5, 1) (7, PH) (7, 1) (8, PH)			K		1B 2B		1-2 BB	F6		1	0	0	0	0	1	0						
Inning Stats	R: 0 E: 0 K: 0 S: 4	H: 1 LOB: 1 BB: 0 P: 4	R: 0 E: 0 K: 2 S: 7	H: 0 LOB: 0 BB: 0 P: 7	R: 0 E: 0 K: 1 S: 6	H: 1 LOB: 1 BB: 0 P: 6	R: 1 E: 1 K: 0 S: 4	H: 1 LOB: 1 BB: 1 P: 8	R: 0 E: 0 K: 0 S: 3	H: 2 LOB: 1 BB: 0 P: 4	R: 0 E: 0 K: 0 S: 3	H: 0 LOB: 1 BB: 1 P: 7	R: 0 E: 1 K: 0 S: 4	H: 1 LOB: 2 BB: 1 P: 8	R: 0 E: 0 K: 2 S: 7	H: 0 LOB: 0 BB: 0 P: 7	R: 0 E: 0 K: 1 S: 6	H: 1 LOB: 1 BB: 0 P: 6	1B: 4 2B: 2 3B: 0 HR: 1	SF: 0 SAC: 0 DP: 3 HBP: 0	WP: 0 PB: 0 SB: 1 CS: 0	PA: 36
PITCHER Mike Torrez, R ERA: 4.15 (1, 1)	IP: 9.0 WLS: W BF: 36 H: 7 R: 1 ER: 1 SO: 6 BB: 3 IBB: 0 HBP: 0 BLK: 0 WP: 0 HR: 1 S: 45 P: 57 ERA: 1.00 WHIP: 1.111															PITCHER						

Atlanta Braves @ Montreal Expos
Jarry Park, Montreal, QB
Tue Aug 27 1974, 7:05 PM EDT
Att: 12,183 - Unknown - 66 F

AB 33
R 1
H 7
RBI 1
BB 3
SO 6
LOB 15



Batter	1	2	3	4	5	6	7	8	9	AB	R	H	RBI	BB	SO	LOB	BOTTOM			
Ron Hunt, R OBP: 0.374, SLG: 0.305 (1, 4)	F5		6-3		K		F8			4	0	0	0	0	1	0				
Larry Lintz, S OBP: 0.341, SLG: 0.290 (1, 6)	G3			6-3	L5			1B 1B		4	1	1	0	0	0	0				
Willie Davis, L OBP: 0.319, SLG: 0.408 (1, 8)	F8			WP 1B 2B		K		1B S 1B		4	2	2	0	0	1	0				
Ron Fairly, L OBP: 0.387, SLG: 0.445 (1, 7)			G5-4-3 1B		WP 1B BB		HR	F9		3	2	2	1	1	0	2				
Mike Jorgensen, L OBP: 0.440, SLG: 0.458 (1, 3)	F2			1-2 2-3	K		FC PB 9-2 BB	E 1B		3	0	1	2	1	1	3				
Jim Northrup, L OBP: 0.306, SLG: 0.370 (1, 9)	G5-4-3			2H 3H 1B		FC		4-3		4	0	1	2	0	0	3				
Bob Bailey, R OBP: 0.395, SLG: 0.432 Pepe Frias, R OBP: 0.276, SLG: 0.278 (1, 5) (9, 5)			HR	1-2 1B		9-2		K		4	1	2	1	0	1	3				
Bob Stinson, S OBP: 0.310, SLG: 0.264 (1, 2)			1-3		F9			F6		3	0	0	0	0	0	2				
Mike Torrez, R OBP: 0.087, SLG: 0.067 (1, 1)			K		1-3			B2-3		3	0	0	0	0	1	0				
Inning Stats	R: 0 E: 0 K: 0 S: 3	H: 0 LOB: 0 BB: 0 P: 3	R: 0 E: 0 K: 0 S: 3	H: 1 LOB: 0 BB: 0 P: 3	R: 1 E: 0 K: 1 S: 6	H: 1 LOB: 0 BB: 0 P: 6	R: 2 E: 0 K: 1 S: 8	H: 3 LOB: 2 BB: 1 P: 12	R: 0 E: 0 K: 1 S: 5	H: 0 LOB: 0 BB: 0 P: 5	R: 1 E: 0 K: 1 S: 6	H: 1 LOB: 1 BB: 1 P: 10	R: 0 E: 0 K: 0 S: 3	H: 0 LOB: 0 BB: 0 P: 3	R: 2 E: 1 K: 1 S: 8	H: 3 LOB: 1 BB: 0 P: 8	1B: 6 2B: 2 3B: 0 HR: 2	SF: 0 SAC: 0 DP: 2 HBP: 0	WP: 1 PB: 1 SB: 1 CS: 0	PA: 34
PITCHER Ron Reed, R ERA: 3.05 Joe Niekro, R ERA: 4.15 Max Leon, R ERA: 2.5 (1, 1) (5, 1) (7, 1)	IP: 4.0 WLS: L BF: 17 H: 5 R: 3 ER: 3 SO: 2 BB: 1 IBB: 0 HBP: 0 BLK: 0 WP: 0 HR: 1 S: 20 P: 24 ERA: 6.75 WHIP: 1.500															PITCHER				

Atlanta Braves @ Montreal Expos
Jarry Park, Montreal, QB
Tue Aug 27 1974, 7:05 PM EDT
Att: 12,183 - Unknown - 66 F

AB 32
R 6
H 9
RBI 6
BB 2
SO 5
LOB 13



Batter	1	2	3	4	5	6	7	8	9	AB	R	H	RBI	BB	SO	LOB	TOP										
Ralph Garr, L OBP: 0.390, SLG: 0.505 (1, 7)	0-0 6-3		0-0 4-3			0-0 4-3	4-0 FC6-4 IBB		0-0 1B 3B	4	1	2	1	0	0	0											
Marty Perez, R OBP: 0.324, SLG: 0.363 (1, 4) (8, 6)	0-0 1-3		0-0 F9			0-0 1B	0-0 FC6-4 1-2		0-0 1B	5	0	2	1	0	0	3											
Darrell Evans, L OBP: 0.387, SLG: 0.428 (1, 5)	0-0 4-3			0-0 G6-4-3 1B		0-3 K		0-0 P4	0-3 K	5	0	1	0	0	2	2											
Dusty Baker Jr., R OBP: 0.328, SLG: 0.416 (1, 8) (9, 9)		0-0 5-3		0-0 G6-4-3 1-2		0-3 K		0-0 FC6-4 1B	0-0 F2	5	0	1	0	0	1	3											
Mike Lum, L OBP: 0.330, SLG: 0.369 Tom House, L OBP: 0.286, SLG: 0.286 (1, 9) (9, 1)		0-0 L3		4-0 FC5-4 BB			0-0 F8	0-0 FC6-4 1B	0-3 K	4	0	1	0	1	1	1											
Davey Johnson, R OBP: 0.350, SLG: 0.380 (1, 3) (8, 4)		0-0 1B 2B		0-0 FC5-4 1-2			0-0 1B	0-0 FC6-4 1-2 2-3		4	1	2	0	0	0	3											
Craig Robinson, R Norm Miller, R Leo Foster, R Frank Tepedino, L OBP: 0.296, SLG: 0.293 OBP: 0.331, SLG: 0.289 OBP: 0.256, SLG: 0.244 OBP: 0.285, SLG: 0.279 (1, 6) (7, PH) (7, PH) (7, 6) (8, PH) (8, 3)		0-0 2-3 1B		0-0 F9			0-0 SH5-4 1B 1-3	0-0 1-3	0-0 1-3	2	0	1	0	0	0	0											
Vic Correll, R OBP: 0.323, SLG: 0.374 (1, 2)		0-0 L7			0-3 K		0-0 SH5-4 1B		0-0 3B 2B	4	1	2	1	0	1	2											
Carl Morton, R Hank Aaron, R Rowland Office, L OBP: 0.150, SLG: 0.105 OBP: 0.338, SLG: 0.495 OBP: 0.281, SLG: 0.350 (1, 1) (9, PH) (9, PH) (9, 8)			0-0 5-3		0-3 K		0-0 SH5-4 1-2 2-3		4-0 3B BB	2	0	0	0	0	1	0											
Inning Stats	R: 0 E: 0 K: 0 S: 3	H: 0 LOB: 0 BB: 0 P: 3	R: 0 E: 0 K: 0 S: 5	H: 2 LOB: 2 BB: 0 P: 5	R: 0 E: 0 K: 0 S: 3	H: 0 LOB: 1 BB: 0 P: 3	R: 0 E: 0 K: 0 S: 3	H: 1 LOB: 1 BB: 1 P: 7	R: 0 E: 0 K: 2 S: 7	H: 0 LOB: 0 BB: 0 P: 7	R: 0 E: 0 K: 2 S: 8	H: 1 LOB: 1 BB: 0 P: 8	R: 1 E: 0 K: 0 S: 6	H: 3 LOB: 3 BB: 1 P: 10	R: 0 E: 0 K: 0 S: 5	H: 2 LOB: 2 BB: 0 P: 5	R: 3 E: 0 K: 2 S: 10	H: 3 LOB: 1 BB: 1 P: 14	1B: 9 2B: 2 3B: 1 HR: 0	SF: 0 SAC: 1 DP: 1 HBP: 0	WP: 0 PB: 0 SB: 0 CS: 0	PA: 41					
PITCHER	IP	WLS	BF	H	R	ER	SO	BB	IBB	HBP	BLK	WP	HR	S	P	ERA	WHIP										
Tom Walker, R ERA: 3.49 Chuck Taylor, R ERA: 2.15 John Montague, R ERA: 3.17 Dale Murray, R ERA: 0.98 (1, 1) (7, 1) (9, 1) (9, 1)	6.1		26	7	1	1	4	1	0	0	0	0	0	33	37	1.42	1.263										

Atlanta Braves @ Montreal Expos
Jarry Park, Montreal, QB
Wed Aug 28 1974, 7:05 PM EDT
Att: 14,121 - Unknown

AB 37
R 4
H 12
RBI 4
BB 3
SO 6
LOB 16



Batter	1	2	3	4	5	6	7	8	9	AB	R	H	RBI	BB	SO	LOB	BOTTOM										
Ron Hunt, R OBP: 0.378, SLG: 0.306 (1, 4)	0-0 F7		0-0 SH1		4-0 BB 1B		0-0 1B		4-0 2B SF7 BB	2	1	1	0	2	0	0											
Larry Lintz, S OBP: 0.347, SLG: 0.301 (1, 6)	0-0 E7 6-3 2B		0-0 F9		0-0 BB 1B		0-0 1B		0-0 F9	5	1	3	0	0	0	2											
Willie Davis, L OBP: 0.320, SLG: 0.409 (1, 8)	0-0 6-3		0-0 F8		4-0 1-2 2-3 BB		0-0 F8		0-0 2B	4	0	1	1	1	0	3											
Ron Fairly, L OBP: 0.389, SLG: 0.444 Ron Woods, R OBP: 0.319, SLG: 0.214 (1, 7) (8, PH) (9, 7)	4-0 BB			0-0 1B		0-0 G3		0-0 E3 BB SH2-3	0-0 SF7	3	0	1	0	1	0	3											
Mike Jorgensen, L OBP: 0.434, SLG: 0.449 (1, 3)	0-0 P6			0-0 L6		0-0 F2		0-0 SH2-3	0-3 K	4	0	0	0	0	1	3											
Jim Northrup, L OBP: 0.307, SLG: 0.369 (1, 9)		0-0 P6		0-0 F9		0-0 G5-4-3 1B		4-0 BB IBB		3	0	1	0	1	0	1											
Bob Bailey, R OBP: 0.392, SLG: 0.428 (1, 5)		0-0 6-3		0-0 F8		0-0 G5-4-3 1-2		0-0 P6		4	0	0	0	0	0	4											
Bob Stinson, S OBP: 0.318, SLG: 0.267 (1, 2)		0-0 3-1			0-0 K S 1B		0-0 4-3	4-0 1-2 2-3 BB		3	0	1	0	1	0	0											
Tom Walker, R Chuck Taylor, R Ken Singleton, S John Montague, R Dale Murray, R OBP: 0.333, SLG: 0.364 OBP: 0.400, SLG: 0.444 OBP: 0.380, SLG: 0.358 OBP: 0.250, SLG: 0.100 (1, 1) (7, 1) (8, PH) (9, 1) (9, 1)			0-0 F9 SH1 1B		0-3 K		0-0 F9	0-0 G3		2	0	1	0	0	1	1											
Inning Stats	R: 1 E: 1 K: 0 S: 4	H: 1 LOB: 1 BB: 1 P: 8	R: 0 E: 0 K: 0 S: 3	H: 0 LOB: 0 BB: 0 P: 3	R: 0 E: 0 K: 0 S: 4	H: 1 LOB: 1 BB: 0 P: 4	R: 0 E: 0 K: 0 S: 4	H: 1 LOB: 1 BB: 0 P: 4	R: 0 E: 0 K: 0 S: 3	H: 2 LOB: 3 BB: 2 P: 14	R: 0 E: 0 K: 0 S: 3	H: 1 LOB: 0 BB: 0 P: 3	R: 0 E: 0 K: 0 S: 5	H: 2 LOB: 2 BB: 0 P: 5	R: 0 E: 1 K: 0 S: 4	H: 0 LOB: 3 BB: 2 P: 12	R: 1 E: 0 K: 1 S: 6	H: 1 LOB: 1 BB: 1 P: 10	1B: 7 2B: 2 3B: 0 HR: 0	SF: 1 SAC: 2 DP: 1 HBP: 0	WP: 0 PB: 0 SB: 1 CS: 0	PA: 41					
PITCHER	IP	WLS	BF	H	R	ER	SO	BB	IBB	HBP	BLK	WP	HR	S	P	ERA	WHIP										
Carl Morton, R ERA: 3.03 Tom House, L ERA: 2.03 (1, 1) (9, 1)	8.0		36	8	1	0	1	4	1	0	0	0	0	33	53	0.00	1.500										

Atlanta Braves @ Montreal Expos
Jarry Park, Montreal, QB
Wed Aug 28 1974, 7:05 PM EDT
Att: 14,121 - Unknown

AB 32
R 2
H 9
RBI 2
BB 6
SO 2
LOB 20



Batter	1	2	3	4	5	6	7	8	9	AB R H RBI BB SO LOB	TOP											
Ron Hunt, R OBP: 0.380, SLG: 0.309 (1, 4)	F7		1B 2B	HBP		F9		P6	BB	4 0 1 0 1 0 0	Montreal Expos @ Cincinnati Reds Riverfront Stadium, Cincinnati, OH Fri Aug 30 1974, 7:05 PM EDT Att: 26,714 - Unknown											
Larry Lintz, S OBP: 0.337, SLG: 0.293 (1, 6)	4-3		2B 1B	L8		5-3		1-3	BB	6 0 1 0 0 1 5												
Willie Davis, L OBP: 0.318, SLG: 0.404 (1, 8)	P6		F8		1B HR	F8		F2		5 1 1 0 0 0 2												
Mike Jorgensen, L OBP: 0.438, SLG: 0.463 (1, 3)		CS BB		G3	1B HR		4-3		HR	4 2 2 1 1 0 0												
Ron Fairly, L OBP: 0.381, SLG: 0.433 (1, 7)	K		4-3	F7			HR		HR	3 0 0 0 0 1 3												
Ron Woods, R OBP: 0.331, SLG: 0.260 (7, PH)	1-2							1B	1B	2 2 2 1 0 0 0												
Ken Singleton, S OBP: 0.386, SLG: 0.378 (1, 9)				HR	1B	1-H 2-H	HR	BB		4 4 4 3 1 0 0												
Bob Bailey, R OBP: 0.276, SLG: 0.278 (9, PR)	K			HR	5-3		HR	BB	1B	5 2 3 5 0 1 1												
Pepe Frias, R OBP: 0.276, SLG: 0.278 (9, 5)				HR			HR	1B	1B	0 0 0 0 0 0 0												
Barry Foote, R OBP: 0.318, SLG: 0.401 (1, 2)			K	HBP	1B	FC5-4		1B		2 0 1 1 2 1 0												
Dennis Blair, R OBP: 0.196, SLG: 0.167 (1, 1)			F9			FC5-4		1B		5 0 1 0 0 2 2												
Chuck Taylor, R OBP: 0.400, SLG: 0.444 (9, 1)				HBP	1B	1-2		K		0 0 0 0 0 0 0												
Inning Stats	R: 0 E: 0 K: 0 S: 3	H: 0 LOB: 0 BB: 3 P: 3	R: 0 E: 0 K: 2 S: 7	H: 1 LOB: 1 BB: 1 P: 11	R: 0 E: 0 K: 1 S: 7	H: 2 LOB: 2 BB: 0 P: 7	R: 2 E: 0 K: 0 S: 6	H: 3 LOB: 3 BB: 1 P: 11	R: 3 E: 0 K: 0 S: 6	H: 3 LOB: 1 BB: 0 P: 10	R: 0 E: 0 K: 0 S: 3	H: 0 LOB: 0 BB: 0 P: 3	R: 3 E: 0 K: 1 S: 7	H: 3 LOB: 0 BB: 1 P: 11	R: 0 E: 0 K: 2 S: 11	H: 0 LOB: 0 BB: 1 P: 15	R: 3 E: 0 K: 2 S: 11	H: 4 LOB: 2 BB: 1 P: 15	1B: 10 2B: 2 3B: 0 HR: 5	SF: 1 SAC: 0 DP: 1 HBP: 1	WP: 0 PB: 0 SB: 0 CS: 1	PA: 47
PITCHER	IP WLS BF H R ER SO BB IBB HBP BLK WP HR S P ERA WHIP											IP WLS BF H R ER SO BB IBB HBP BLK WP HR S P ERA WHIP										
Clay Kirby, R ERA: 3.13 (1, 1)	5.0 L 27 9 5 5 3 3 0 1 0 0 0 2 29 42 9.00 2.400																					
Willie McEnaney, L ERA: 5.43 (6, 1)	2.0 9 3 3 3 1 1 0 0 0 0 2 10 14 13.50 2.000																					
Tom Hall, L ERA: 4.42 (8, 1)	2.0 11 4 3 3 2 1 0 0 0 0 1 14 18 13.50 2.500																					

AB	40
R	11
H	16
RBI	11
BB	5
SO	6
LOB	13



Batter	1	2	3	4	5	6	7	8	9	AB R H RBI BB SO LOB	BOTTOM									
Pete Rose, S OBP: 0.385, SLG: 0.371 (1, 7)	FC4-6 BB		4-3		G3			2-3		4 0 1 1 1 0 2	Montreal Expos @ Cincinnati Reds Riverfront Stadium, Cincinnati, OH Fri Aug 30 1974, 7:05 PM EDT Att: 26,714 - Unknown									
Joe Morgan, L OBP: 0.423, SLG: 0.492 (1, 4)	P6		S		G6-4-3			K	F7	2 0 1 0 1 0 1										
Darrel Chaney, S OBP: 0.345, SLG: 0.289 (8, 4)			1B		BB					2 0 0 0 0 1 1										
Johnny Bench, R OBP: 0.355, SLG: 0.493 (1, 2)	FC4-6 1-2		F8		G6-4-3				1B	4 0 1 0 0 0 5										
Tony Perez, R OBP: 0.338, SLG: 0.463 (1, 3)			1-3					K		4 0 1 0 0 1 2										
Dan Driessen, L OBP: 0.338, SLG: 0.381 (1, 5)	3-1			4-3					1B	4 1 2 0 0 0 2										
Cesar Geronimo, L OBP: 0.367, SLG: 0.439 (1, 8)					P9		G3-6-1		1B	4 1 2 0 0 0 1										
Dave Concepcion, R OBP: 0.324, SLG: 0.382 (1, 6)					K				1B	4 0 1 0 0 2 1										
George Foster, R OBP: 0.345, SLG: 0.431 (1, 9)					F9			F9		4 1 2 2 0 0 1										
Clay Kirby, R OBP: 0.302, SLG: 0.085 (1, 1)					G3				2B	1 0 0 0 0 0 1										
Ken Griffey, Jr., R OBP: 0.302, SLG: 0.314 (5, PH)									1B	0 0 0 0 0 1 0 0										
Willie McEnaney, L OBP: 0.302, SLG: 0.314 (8, 1)									1B	0 0 0 0 0 0 0 0										
Phil Gaslitano, R OBP: 0.285, SLG: 0.074 (7, PH)									1B	1 0 0 0 0 0 1 0										
Tom Hall, L OBP: 0.299, SLG: 0.357 (8, 1)									1B	0 0 0 0 0 0 0 0										
Terry Crowley, L OBP: 0.299, SLG: 0.357 (9, PH)									2B	1 0 0 0 0 0 0 2										
Inning Stats	R: 0 E: 0 K: 0 S: 4	H: 1 LOB: 2 BB: 1 P: 8	R: 0 E: 0 K: 0 S: 4	H: 1 LOB: 1 BB: 0 P: 4	R: 0 E: 0 K: 1 S: 5	H: 0 LOB: 0 BB: 0 P: 5	R: 0 E: 0 K: 0 S: 3	H: 1 LOB: 2 BB: 2 P: 11	R: 0 E: 0 K: 2 S: 7	H: 0 LOB: 0 BB: 0 P: 7	R: 0 E: 0 K: 1 S: 6	H: 1 LOB: 1 BB: 0 P: 6	R: 3 E: 0 K: 0 S: 7	H: 5 LOB: 1 BB: 0 P: 7	R: 3 E: 0 K: 0 S: 7	H: 5 LOB: 1 BB: 0 P: 7	1B: 8 2B: 4 3B: 0 HR: 0	SF: 0 SAC: 0 DP: 3 HBP: 0	WP: 0 PB: 0 SB: 1 CS: 0	PA: 38
PITCHER	IP WLS BF H R ER SO BB IBB HBP BLK WP HR S P ERA WHIP											IP WLS BF H R ER SO BB IBB HBP BLK WP HR S P ERA WHIP								
Dennis Blair, R ERA: 3.09 (1, 1)	8.0 W 35 10 3 3 5 3 0 0 0 0 0 0 42 54 3.38 1.625																			
Chuck Taylor, R ERA: 2.14 (9, 1)	1.0 3 1 0 0 0 0 0 0 0 0 0 3 3 0.00 1.000																			

AB	35
R	3
H	11
RBI	3
BB	3
SO	5
LOB	19



Batter	1	2	3	4	5	6	7	8	9	AB	R	H	RBI	BB	SO	LOB	TOP										
Ron Hunt, R OBP: 0.378, SLG: 0.308 (1, 4)	0-0 6-3		0-0 L7-4 1B			0-0 1-3		0-0 6-3	0-0 4-3	5	0	1	0	0	0	1											
Larry Lintz, S OBP: 0.343, SLG: 0.300 (1, 6)	0-3 K		0-0 1-2 2-3 1B			0-0 FC3-6 1B		0-0 1B		4	0	3	2	0	1	0											
Willie Davis, L OBP: 0.316, SLG: 0.401 (1, 8)	0-0 4-3		0-0 L7-4 1B			0-0 FC3-6 1-2 1B		0-0 F2		4	0	0	0	0	0	4											
Mike Jorgensen, L OBP: 0.435, SLG: 0.459 (1, 3)		0-3 K		0-0 1-3		0-0 G3		0-0 1-2 1B		4	0	1	0	0	1	1											
Ron Fairly, L OBP: 0.379, SLG: 0.434 (1, 7)		0-0 6-3		0-0 4-3				0-0 2B	0-0 5-3	4	0	1	0	0	0	2											
Ken Singleton, S OBP: 0.385, SLG: 0.384 (1, 9)		0-0 F7		0-0 1-3				0-0 6-3		4	1	1	1	0	0	1											
Bob Bailey, R OBP: 0.397, SLG: 0.446 (1, 5)			0-0 1B 1B 1B		0-0 5-3			4-0 BB	4-0 WP BB	2	1	1	0	2	0	0											
Barry Foote, R OBP: 0.318, SLG: 0.399 (1, 2)			0-0 1-2 1B 1B		0-0 5-3			0-0 F8	0-0 L9	4	1	1	0	0	0	3											
Steve Renko, R OBP: 0.267, SLG: 0.338 (3, PH) Larry Gardner, L OBP: 0.200, SLG: 0.250 (3, 1) Dale Murray, R OBP: 0.297, SLG: 0.399 (6, 1) Don Carrithers, R OBP: 0.297, SLG: 0.399 (7, PH) John Montague, R OBP: 0.297, SLG: 0.399 (7, 1) Hal Breeden, R OBP: 0.333, SLG: 0.368 (9, PH)		0-3 K	0-3 K	0-0 G3		0-0 G3		0-3 K	0-0 F5	0	0	0	0	0	0	0											
Inning Stats	R: 0 E: 0 K: 1 S: 5	H: 0 LOB: 0 BB: 0 P: 5	R: 0 E: 0 K: 1 S: 5	H: 0 LOB: 0 BB: 0 P: 5	R: 2 E: 0 K: 1 S: 8	H: 4 LOB: 1 BB: 0 P: 8	R: 0 E: 0 K: 0 S: 3	H: 0 LOB: 0 BB: 0 P: 3	R: 0 E: 0 K: 0 S: 4	H: 1 LOB: 1 BB: 0 P: 4	R: 0 E: 0 K: 1 S: 6	H: 1 LOB: 2 BB: 1 P: 10	R: 0 E: 0 K: 0 S: 5	H: 2 LOB: 2 BB: 0 P: 5	R: 1 E: 0 K: 0 S: 4	H: 1 LOB: 1 BB: 1 P: 8	1B: 7 2B: 2 3B: 0 HR: 1	SF: 0 SAC: 0 DP: 1 HBP: 0	WP: 1 PB: 0 CS: 0	PA: 37							
PITCHER	IP	WLS	BF	H	R	ER	SO	BB	IBB	HBP	BLK	WP	HR	S	P	ERA	WHIP										
Jack Billingham, R ERA: 3.28 (1, 1)	7.0	W	27	6	2	2	4	1	0	0	0	0	0	34	38	2.57	1.000										
Pedro Borbon, R ERA: 3.19 (8, 1)	2.0		10	3	1	1	0	1	0	0	0	1	1	9	13	4.50	2.000										

Montreal Expos @ Cincinnati Reds
Riverfront Stadium, Cincinnati, OH
Sat Aug 31 1974, 7:05 PM EDT
Att: 34,101 - Unknown

AB 35
R 3
H 9
RBI 3
BB 2
SO 4
LOB 17



Batter	1	2	3	4	5	6	7	8	9	AB	R	H	RBI	BB	SO	LOB	BOTTOM										
Pete Rose, S OBP: 0.387, SLG: 0.372 (1, 7)	0-0 1B 1B			4-0 FC4-6 BB		0-0 P7	0-0 P6			4	2	2	1	1	0	5											
Pedro Borbon, R OBP: 0.200, SLG: 0.200 (8, 1)		0-0 2B 1B								0	0	0	0	0	0	0											
Cesar Geronimo, L OBP: 0.370, SLG: 0.438 (1, 8)	0-0 1B 1B	0-0 2B BB		0-0 FC4-6		4-0 HR BB		0-0 P4		3	2	1	1	2	0	1											
Johnny Bench, R OBP: 0.357, SLG: 0.501 (1, 2) (9, 3)	4-0 1B BB	0-0 2B			0-0 6-3	0-0 HR		0-0 F8		4	1	2	7	1	0	0											
Tony Perez, R OBP: 0.336, SLG: 0.460 (1, 3)	0-3 K	0-0 P4			0-0 5-3	0-0 1B		0-3 K		5	0	1	0	0	2	3											
Bill Plummer, R OBP: 0.270, SLG: 0.351 (9, 2)										0	0	0	0	0	0	0											
Dan Driessen, L OBP: 0.337, SLG: 0.379 (1, 5)	0-0 1B		0-3 K		0-0 F8	0-0 4-3				4	0	1	1	0	1	1											
Junior Kennedy, R OBP: 0.214, SLG: 0.083 (7, 4)	1-2 2-H 3-H 1B									0	0	0	0	0	0	0											
Dave Concepcion, R OBP: 0.326, SLG: 0.382 (1, 6)	0-0 F7		0-0 5-3			4-0 BB BB	0-0 1B			3	1	1	0	1	0	2											
George Foster, R OBP: 0.351, SLG: 0.434 (1, 9)		0-0 1B 1B		0-0 6-3		4-0 BB BB	0-0 1B			3	2	2	0	1	0	0											
Darrel Chaney, S OBP: 0.350, SLG: 0.290 (1, 4) (7, 5)		0-0 1B 2B 1B		0-0 G3		4-0 HR BB	0-0 F8			3	2	1	0	1	0	2											
Jack Billingham, R OBP: 0.082, SLG: 0.067 (1, 1) Ken Griffey, L OBP: 0.300, SLG: 0.313 (7, PH) (8, 7)		0-0 SH3-4 1B		0-3 K		0-3 K	0-3 K			2	0	0	0	0	2	3											
Inning Stats	R: 1 E: 0 K: 1 S: 7	H: 3 LOB: 2 BB: 1 P: 11	R: 4 E: 0 K: 0 S: 6	H: 4 LOB: 1 BB: 1 P: 10	R: 0 E: 0 K: 1 S: 5	H: 0 LOB: 0 BB: 0 P: 5	R: 0 E: 0 K: 1 S: 5	H: 0 LOB: 1 BB: 1 P: 9	R: 0 E: 0 K: 0 S: 3	H: 0 LOB: 0 BB: 0 P: 3	R: 5 E: 0 K: 1 S: 7	H: 2 LOB: 1 BB: 4 P: 23	R: 0 E: 0 K: 1 S: 7	H: 2 LOB: 2 BB: 0 P: 7	R: 0 E: 0 K: 1 S: 5	H: 0 LOB: 0 BB: 0 P: 5	1B: 9 2B: 1 3B: 0 HR: 1	SF: 0 SAC: 1 DP: 0 HBP: 0	WP: 0 PB: 0 CS: 0	PA: 40							
PITCHER	IP	WLS	BF	H	R	ER	SO	BB	IBB	HBP	BLK	WP	HR	S	P	ERA	WHIP										
Steve Renko, R ERA: 4.13 (1, 1)	2.0	L	13	7	5	5	1	2	0	0	0	0	0	17	37	9.82	1.364										
Dale Murray, R ERA: 1.89 (3, 1)	3.2		16	0	4	4	3	5	0	0	0	0	0	13	21	22.50	4.500										
Don Carrithers, R ERA: 2.97 (6, 1)	0.1		3	2	1	1	0	0	0	0	0	0	1	3	3	27.00	6.000										
John Montague, R ERA: 3.12 (7, 1)	2.0		8	2	0	0	2	0	0	0	0	0	0	12	12	0.00	1.000										

Montreal Expos @ Cincinnati Reds
Riverfront Stadium, Cincinnati, OH
Sat Aug 31 1974, 7:05 PM EDT
Att: 34,101 - Unknown

AB 32
R 10
H 11
RBI 10
BB 7
SO 6
LOB 19



Batter	1	2	3	4	5	6	7	8	9	AB	R	H	RBI	BB	SO	LOB	TOP					
Ron Hunt, R OBP: 0.380, SLG: 0.310 (1, 4)	6-3		1B HBP		SH1 1B				P4	4	2	2	0	0	0	0						
Lary Lintz, S OBP: 0.338, SLG: 0.295 (1, 6)	6-3		F2		SH1	K			G3	4	0	0	0	0	1	2						
Bob Bailey, R OBP: 0.399, SLG: 0.447 Pepe Frias, R OBP: 0.276, SLG: 0.278 (9, PR) (9, 5)	6-3		1B		FC1-4 1B BB				1B	4	0	2	0	1	0	0						
Hal Breedren, R OBP: 0.331, SLG: 0.365 Mike Jorgensen, L OBP: 0.317, SLG: 0.461 (9, PH) (9, 3)		P6	F2		FC1-4 1B				1B	4	0	1	1	0	1	2						
Ron Woods, R OBP: 0.325, SLG: 0.257 (1, 8)		F8			FC1-4 BB				K	5	0	1	1	0	1	4						
Ken Singleton, S OBP: 0.386, SLG: 0.382 (1, 9)		2B BB	F9		1-2 2-3 BB				K	2	0	0	0	2	1	2						
Pepe Mangual, R OBP: 0.500, SLG: 0.750 (1, 7)					F8				1B	4	0	2	0	0	1	3						
Bob Stinson, S OBP: 0.315, SLG: 0.256 (1, 2)					P4				K	3	0	0	0	1	2	1						
Mike Torrez, R OBP: 0.080, SLG: 0.061 (1, 1)					K				K	4	0	0	0	0	4	4						
Inning Stats	R: 0 E: 0 K: 0 S: 3	H: 0 LOB: 0 BB: 0 P: 3	R: 0 E: 0 K: 1 S: 6	H: 1 LOB: 3 BB: 2 P: 14	R: 1 E: 0 K: 0 S: 5	H: 2 LOB: 2 BB: 0 P: 6	R: 0 E: 0 K: 2 S: 7	H: 0 LOB: 0 BB: 0 P: 7	R: 1 E: 0 K: 0 S: 5	H: 2 LOB: 3 BB: 2 P: 13	R: 0 E: 0 K: 3 S: 10	H: 1 LOB: 1 BB: 0 P: 10	R: 0 E: 0 K: 1 S: 5	H: 0 LOB: 0 BB: 0 P: 5	R: 0 E: 0 K: 3 S: 10	H: 1 LOB: 1 BB: 0 P: 10	R: 0 E: 0 K: 1 S: 7	H: 2 LOB: 2 BB: 0 P: 7	1B: 8 2B: 1 3B: 0 HR: 0	SF: 0 SAC: 1 DP: 0 HBP: 1	WP: 0 PB: 0 CS: 0	PA: 41
PITCHER	IP	WLS	BF	H	R	ER	SO	BB	IBB	HBP	BLK	WP	HR	S	P	ERA	WHIP					
Don Gullett, L ERA: 2.93 (1, 1)	8.0	L	36	7	2	2	10	3	1	1	0	0	0	51	68	2.25	1.250					
Clay Carroll, R ERA: 2.52 (9, 1)	1.0		5	2	0	0	1	0	0	0	0	0	0	7	7	0.00	2.000					

Montreal Expos @ Cincinnati Reds
Riverfront Stadium, Cincinnati, OH
Sun Sep 01 1974, 3:33 AM EDT
Att: 30,037 - Unknown

AB	35
R	2
H	9
RBI	2
BB	4
SO	11
LOB	18



Batter	1	2	3	4	5	6	7	8	9	AB	R	H	RBI	BB	SO	LOB	BOTTOM					
Pete Rose, S OBP: 0.384, SLG: 0.370 (1, 7)	K		K			F7		L6		4	0	0	0	0	2	0						
Cesar Geronimo, L OBP: 0.387, SLG: 0.433 (1, 8)	3-1		6-3			3-1		K		4	0	0	0	0	1	0						
Johnny Bench, R OBP: 0.356, SLG: 0.499 Ken Griffey, L OBP: 0.300, SLG: 0.313 (9, PR) (1, 2)	4-3				K	6-3			1B	4	0	1	0	0	1	0						
Tony Perez, R OBP: 0.338, SLG: 0.462 (1, 3)		SH5-4 FC1-2 1B			F8			FC FC6-4 2B		4	1	2	0	0	1	1						
Dan Driessen, L OBP: 0.341, SLG: 0.381 (1, 5)		FC1-2 SH5-4 BB						K		3	0	2	0	1	1	1						
Dave Concepcion, R OBP: 0.324, SLG: 0.380 (1, 6)		SH5-4						FC FC6-4		3	0	0	0	0	0	4						
George Foster, R OBP: 0.346, SLG: 0.427 (1, 9)		FC1-2				1-3		FC6-4		4	0	0	1	0	0	5						
Darrel Chaney, S OBP: 0.342, SLG: 0.281 (1, 4)		F8				F7		G3		3	0	0	0	0	0	3						
Don Gullett, R OBP: 0.303, SLG: 0.275 Joe Morgan, L OBP: 0.423, SLG: 0.491 Clay Carroll, R OBP: 0.143, SLG: 0.143 (1, 1) (8, PH) (9, 1)			4-3			6-3		4-3		2	0	0	0	0	0	0						
Inning Stats	R: 0 E: 0 K: 1 S: 5	H: 0 LOB: 0 BB: 0 P: 5	R: 0 E: 0 K: 0 S: 4	H: 1 LOB: 2 BB: 1 P: 8	R: 0 E: 0 K: 1 S: 5	H: 0 LOB: 0 BB: 0 P: 5	R: 0 E: 0 K: 1 S: 6	H: 1 LOB: 1 BB: 0 P: 6	R: 0 E: 0 K: 0 S: 3	H: 0 LOB: 0 BB: 0 P: 3	R: 0 E: 0 K: 0 S: 3	H: 0 LOB: 0 BB: 0 P: 3	R: 1 E: 0 K: 1 S: 7	H: 1 LOB: 1 BB: 0 P: 7	R: 0 E: 0 K: 1 S: 5	H: 0 LOB: 0 BB: 0 P: 5	R: 0 E: 0 K: 1 S: 7	H: 2 LOB: 2 BB: 0 P: 7	1B: 4 2B: 1 3B: 0 HR: 0	SF: 0 SAC: 1 DP: 0 HBP: 0	WP: 1 PB: 0 CS: 0	PA: 34
PITCHER	IP	WLS	BF	H	R	ER	SO	BB	IBB	HBP	BLK	WP	HR	S	P	ERA	WHIP					
Mike Torrez, R ERA: 3.96 (1, 1)	9.0	W	34	5	1	1	6	1	0	0	0	1	0	45	49	1.00	0.667					

Montreal Expos @ Cincinnati Reds
Riverfront Stadium, Cincinnati, OH
Sun Sep 01 1974, 3:33 AM EDT
Att: 30,037 - Unknown

AB	32
R	1
H	5
RBI	1
BB	1
SO	6
LOB	14



Batter	1	2	3	4	5	6	7	8	9	AB	R	H	RBI	BB	SO	LOB	TOP			
Ron Hunt, R OBP: 0.377, SLG: 0.307 (1, 4)	5-3		P6	F8			F8			0	0	0	0	0	0	0				
Larry Lintz, S OBP: 0.337, SLG: 0.299 (1, 6)	K		E7 2B		F7			L6		4	0	1	0	0	1	0				
Willie Davis, L OBP: 0.319, SLG: 0.404 (1, 8)	BB 1B		F9	G5-4-3 1B				1B		4	0	3	0	0	0	1				
Mike Jorgensen, L OBP: 0.438, SLG: 0.457 (1, 3)	1-2 BB				G5-4-3 1-2			P6		2	0	0	0	2	0	2				
Bob Bailey, R OBP: 0.396, SLG: 0.443 (1, 5)	K					6-3		L3		4	0	0	0	0	2	5				
Ken Singleton, S OBP: 0.385, SLG: 0.381 (1, 9)		4-3		K					F7	4	0	1	0	0	1	0				
Jim Northrup, L OBP: 0.306, SLG: 0.369 (1, 7)		G3				G6-4-3 1B		G3		4	0	1	0	0	0	1				
Barry Foote, R OBP: 0.314, SLG: 0.395 (1, 2)		1-3			6-3			5-3		4	0	0	0	0	1	1				
Tom Walker, R OBP: 0.333, SLG: 0.364 (3, PH) Tony Scotti, S OBP: 1.000, SLG: 3.000 (3, 1) Ernie McNally, R OBP: 0.341, SLG: 0.219 (4, PH) Ron Fairly, L OBP: 0.241, SLG: 0.434 (4, 1) Dale Murray, R OBP: 0.185, SLG: 0.238 (7, PH) Larry Bittner, L OBP: 0.185, SLG: 0.238 (7, 1) Bob Gebhard, R (7, 1)				2B E 1B				G3		0	0	0	0	0	0	0				
Inning Stats	R: 0 E: 0 K: 2 S: 8	H: 1 LOB: 2 BB: 1 P: 12	R: 0 E: 0 K: 0 S: 3	H: 0 LOB: 0 BB: 0 P: 3	R: 1 E: 1 K: 1 S: 7	H: 2 LOB: 2 BB: 1 P: 11	R: 0 E: 0 K: 1 S: 6	H: 1 LOB: 2 BB: 1 P: 10	R: 0 E: 0 K: 0 S: 3	H: 1 LOB: 0 BB: 0 P: 3	R: 0 E: 0 K: 0 S: 3	H: 0 LOB: 0 BB: 0 P: 3	R: 0 E: 0 K: 0 S: 4	H: 1 LOB: 1 BB: 0 P: 4	R: 0 E: 0 K: 1 S: 5	H: 0 LOB: 0 BB: 0 P: 5	1B: 5 2B: 2 3B: 0 HR: 0	SF: 0 SAC: 0 DP: 2 HBP: 0	WP: 0 PB: 0 SB: 0 CS: 0	PA: 35
PITCHER Lynn McGlothen, R ERA: 2.57 (1, 1)	IP: 9.0 WLS: W BF: 35 H: 7 R: 1 ER: 1 SO: 5 BB: 3 IBB: 0 HBP: 0 BLK: 0 WP: 0 HR: 0 S: 42 P: 54 ERA: 1.00 WHIP: 1.111															PITCHER Lynn McGlothen, R ERA: 2.57 (1, 1)	IP: 9.0 WLS: W BF: 35 H: 7 R: 1 ER: 1 SO: 5 BB: 3 IBB: 0 HBP: 0 BLK: 0 WP: 0 HR: 0 S: 42 P: 54 ERA: 1.00 WHIP: 1.111			

Montreal Expos @ St. Louis Cardinals
 Busch Stadium, St. Louis, MO
 Tue Sep 03 1974, 7:05 PM CDT
 Unknown

AB 28
 R 1
 H 7
 RBI 0
 BB 3
 SO 5
 LOB 10



Batter	1	2	3	4	5	6	7	8	9	AB	R	H	RBI	BB	SO	LOB	BOTTOM			
Lou Brock, L OBP: 0.370, SLG: 0.394 (1, 7)	F8		1-3		6-3			F8		4	0	0	0	0	0	1				
Ted Sizemore, R OBP: 0.343, SLG: 0.306 (1, 4)	F8		K		6-3			F8		4	0	0	0	0	1	1				
Reggie Smith, S OBP: 0.383, SLG: 0.549 (1, 9)	HR		HR			E 1B		4-3		4	3	3	2	0	0	0				
Ted Simmons, S OBP: 0.311, SLG: 0.425 (1, 2)	2B		F8			E4 FC6 1-H		G3		4	0	1	0	0	0	0				
Joe Torre, R OBP: 0.375, SLG: 0.419 (1, 3)	1-3			5-3		P4		HR		4	1	1	1	0	0	2				
Bake McBride, L OBP: 0.363, SLG: 0.384 (1, 8)		4-3 3B		3-1 BB		FC6 2-3		1B 1B 1B		3	1	2	0	1	0	1				
Ken Reitz, R OBP: 0.303, SLG: 0.363 (1, 5)		4-3		3-1 1-2		K		1B 1B		4	0	1	0	0	1	3				
Mike Tyson, R OBP: 0.259, SLG: 0.289 (1, 6)		4-3		F9			SH1-4 1B	1-2 2-3 1B		4	0	2	1	0	0	1				
Lynn McGlothen, L OBP: 0.219, SLG: 0.211 (1, 1)		3-H P3			K		SH1-4 1-2	4-3		3	0	0	0	0	1	3				
Inning Stats	R: 1 E: 0 K: 0 S: 5	H: 2 LOB: 1 BB: 0 P: 5	R: 1 E: 0 K: 0 S: 4	H: 1 LOB: 0 BB: 0 P: 4	R: 1 E: 0 K: 1 S: 6	H: 1 LOB: 0 BB: 0 P: 6	R: 0 E: 0 K: 0 S: 3	H: 0 LOB: 1 BB: 1 P: 7	R: 0 E: 0 K: 1 S: 5	H: 0 LOB: 0 BB: 0 P: 5	R: 1 E: 1 K: 1 S: 7	H: 1 LOB: 1 BB: 0 P: 7	R: 0 E: 0 K: 0 S: 4	H: 1 LOB: 1 BB: 0 P: 4	R: 1 E: 0 K: 0 S: 7	H: 4 LOB: 3 BB: 0 P: 7	1B: 5 2B: 1 3B: 1 HR: 3	SF: 0 SAC: 1 DP: 0 HBP: 0	WP: 0 PB: 0 SB: 0 CS: 0	PA: 36
PITCHER Tom Walker, R ERA: 3.64 (1, 1) Ernie McNally, R ERA: 4.3 (3, 1) Dale Murray, R ERA: 1.73 (4, 1) Bob Gebhard, R ERA: 4.5 (7, 1)	IP: 2.0 WLS: L BF: 9 H: 3 R: 2 ER: 2 SO: 2 BB: 0 IBB: 0 HBP: 0 BLK: 0 WP: 0 HR: 1 S: 9 P: 9 ERA: 9.00 WHIP: 1.500															PITCHER Lynn McGlothen, R ERA: 2.57 (1, 1)	IP: 9.0 WLS: W BF: 35 H: 7 R: 1 ER: 1 SO: 5 BB: 3 IBB: 0 HBP: 0 BLK: 0 WP: 0 HR: 0 S: 42 P: 54 ERA: 1.00 WHIP: 1.111			

Montreal Expos @ St. Louis Cardinals
 Busch Stadium, St. Louis, MO
 Tue Sep 03 1974, 7:05 PM CDT
 Unknown

AB 34
 R 5
 H 10
 RBI 4
 BB 1
 SO 3
 LOB 12



Batter	1	2	3	4	5	6	7	8	9	AB	R	H	RBI	BB	SO	LOB	TOP				
Ron Hunt, R OBP: 0.375, SLG: 0.305 (1,4)	5-3		F8			F9		G3		0	1	0	0	0	0	0					
Ron Woods, R OBP: 0.328, SLG: 0.257 (1,8) (5,7)	4-3		K			5-3				4	1	1	0	1	1	0					
Bob Bailey, R OBP: 0.398, SLG: 0.446 (1,5)	BB 1B 1B		1B			SF9		6-3		4	0	3	1	0	0	0					
Hal Breedren, R OBP: 0.344, SLG: 0.375 (1,3)	BB 1B		FC6-4 1B			6-3 1B BB		2B 1B		4	1	3	0	1	0	2					
Barry Foote, R OBP: 0.315, SLG: 0.394 (1,2) Willie Davis, L OBP: 0.321, SLG: 0.407 (5, PH) (5, 8)	1-2 BB		FC6-4 1-2			6-3 1B		2B		1	0	0	0	1	0	2					
Pepe Mangual, R OBP: 0.286, SLG: 0.429 (1,7) Bob Stinson, S OBP: 0.309, SLG: 0.250 (5,2)	F9				5-3	6-3		F8		3	0	0	0	0	0	5					
Ken Singleton, S OBP: 0.385, SLG: 0.381 (1,9)					1-3			F7		3	0	1	0	1	0	1					
Pepe Frias, R OBP: 0.277, SLG: 0.273 (1,6) Ron Fairly, L OBP: 0.287, SLG: 0.422 (5, PH) Don Carithers, R OBP: 0.302, SLG: 0.295 (5,1) John Montague, R OBP: 0.287, SLG: 0.190 (5,1) Mike Jorgensen OBP: 0.287, SLG: 0.205 (5, PH) Chuck Taylor, R OBP: 0.300, SLG: 0.444 (8,1)	F9				F7	1-3		K		2	0	0	0	0	0	0					
Steve Rogers, R OBP: 0.247, SLG: 0.159 (1,1) Tim Foli, R OBP: 0.277, SLG: 0.270 (5, PH) Mike Torrez, R OBP: 0.080, SLG: 0.061 (5, PR) Larry Lintz, S OBP: 0.335, SLG: 0.296 (5,6)	4-3					BB SF9 1B		6-3		1	0	0	0	0	0	0					
Inning Stats	R: 0 E: 0 K: 0 S: 5	H: 2 LOB: 3 BB: 1 P: 9	R: 0 E: 0 K: 0 S: 3	H: 1 LOB: 0 BB: 0 P: 3	R: 0 E: 0 K: 1 S: 7	H: 2 LOB: 2 BB: 0 P: 7	R: 0 E: 0 K: 0 S: 3	H: 0 LOB: 0 BB: 0 P: 3	R: 3 E: 0 K: 0 S: 6	H: 3 LOB: 3 BB: 3 P: 18	R: 0 E: 0 K: 1 S: 5	H: 0 LOB: 0 BB: 0 P: 5	R: 1 E: 0 K: 0 S: 5	H: 2 LOB: 1 BB: 0 P: 5	R: 0 E: 0 K: 1 S: 5	H: 0 LOB: 2 BB: 0 P: 5	R: 0 E: 0 K: 0 S: 5	H: 2 LOB: 2 BB: 0 P: 5	1B: 11 2B: 1 3B: 0 HR: 0	SF: 1 SAC: 0 DP: 0 HBP: 0	WP: 0 PA: 42 PB: 0 SB: 0 CS: 1
PITCHER	IP WLS BF H R ER SO BB IBB HBP BLK WP HR S P ERA WHIP	4.1 L 22 7 3 3 1 3 0 0 0 0 0 21 33 6.23 2.308	4.2 W 20 5 1 1 2 0 1 0 0 0 0 23 27 1.93 1.071																		

Montreal Expos @ St. Louis Cardinals
 Busch Stadium, St. Louis, MO
 Tue Sep 03 1974, 7:05 PM CDT
 Att: 15,366 - Unknown

AB	32
R	4
H	11
RBI	4
BB	4
SO	3
LOB	19



Batter	1	2	3	4	5	6	7	8	9	AB	R	H	RBI	BB	SO	LOB	BOTTOM			
Lou Brock, L OBP: 0.370, SLG: 0.394 (1,7) Luis Melendez, R OBP: 0.298, SLG: 0.324 (9,7)	F8		1B S 1B			F7		5-3		5	1	2	1	0	0	0				
Ted Sizemore, R OBP: 0.346, SLG: 0.308 (1,4)	K		S 1B			G6-4-3 1B		6-3		4	1	2	0	1	1	0				
Reggie Smith, S OBP: 0.384, SLG: 0.549 (1,9)			E2 1B			G6-4-3 1B				4	0	2	1	0	0	3				
Ted Simmons, S OBP: 0.311, SLG: 0.423 (1,2)	4-3		P6			BB E 1B		K		4	1	1	0	0	1	2				
Joe Torre, R OBP: 0.376, SLG: 0.417 (1,3)			6-3 FC6-2-6			BB E BB		HR BB		2	2	0	0	2	0	1				
Bake McBride, L OBP: 0.384, SLG: 0.392 (1,8)			1-3			L6		HR		4	2	2	2	0	0	2				
Ken Reitz, R OBP: 0.307, SLG: 0.369 (1,5)						1-2 2H		HR		3	1	2	2	1	0	0				
Mike Tyson, R OBP: 0.261, SLG: 0.289 (1,6)	L4					F8				3	0	1	0	1	0	1				
John Curtis, L OBP: 0.211, SLG: 0.185 (1,1) Mike Garman, R OBP: 0.111, SLG: 0.111 (5,1)	K					4-3		1-3		2	0	0	0	0	1	3				
Inning Stats	R: 0 E: 0 K: 1 S: 6	H: 1 LOB: 1 BB: 0 P: 6	R: 1 E: 0 K: 1 S: 7	H: 2 LOB: 1 BB: 0 P: 7	R: 2 E: 1 K: 0 S: 6	H: 3 LOB: 1 BB: 0 P: 6	R: 1 E: 0 K: 0 S: 4	H: 2 LOB: 2 BB: 2 P: 12	R: 2 E: 1 K: 0 S: 4	H: 2 LOB: 1 BB: 2 P: 12	R: 0 E: 0 K: 0 S: 3	H: 1 LOB: 0 BB: 0 P: 3	R: 2 E: 0 K: 1 S: 6	H: 1 LOB: 0 BB: 1 P: 10	R: 0 E: 0 K: 0 S: 3	H: 0 LOB: 0 BB: 0 P: 3	1B: 9 2B: 2 3B: 0 HR: 1	SF: 0 SAC: 0 DP: 3 HBP: 0	WP: 0 PA: 38 PB: 0 SB: 0 CS: 0	
PITCHER	IP WLS BF H R ER SO BB IBB HBP BLK WP HR S P ERA WHIP	4.0 L 21 8 4 2 1 0 2 0 0 0 0 0 3 11 27.00 12.000	0.1 5 2 2 1 0 2 0 0 0 0 0 0 3 11 27.00 12.000	2.2 9 2 2 2 1 1 0 0 0 0 1 10 14 6.75 1.125	1.0 3 0 0 0 0 0 0 0 0 0 0 3 3 0.00 0.000															

Montreal Expos @ St. Louis Cardinals
 Busch Stadium, St. Louis, MO
 Tue Sep 03 1974, 7:05 PM CDT
 Att: 15,366 - Unknown

AB	33
R	8
H	12
RBI	6
BB	5
SO	3
LOB	14



Batter	1	2	3	4	5	6	7	8	9	AB	R	H	RBI	BB	SO	LOB	TOP																	
Larry Lintz, S (1,4) OBP: 0.333, SLG: 0.296	F7		1B		G3			F9		4	1	1	0	0	0	0	Montreal Expos @ St. Louis Cardinals Busch Stadium, St. Louis, MO Wed Sep 04 1974, 7:05 PM CDT Att: 13,288 - Unknown																	
Wille Davis, L (1,8) OBP: 0.322, SLG: 0.408	1-3		HR			K		2B		4	2	2	1	0	1	0																		
Mike Jorgensen, L (1,3) OBP: 0.441, SLG: 0.476	P4		HR			HBP		2B		3	1	2	3	0	0	0																		
Ken Singleton, S (1,9) OBP: 0.385, SLG: 0.382		G3	4-3			K		K		3	0	1	0	0	1	1																		
Ron Woods, R (8, PH) OBP: 0.256, SLG: 0.255						K				1	0	0	0	0	1	1																		
Jim Northrup, L (1,7) OBP: 0.304, SLG: 0.366	G3					F7				3	0	0	0	0	1	2																		
Pepe Mangual, R (8,7) OBP: 0.250, SLG: 0.375										1	0	0	0	0	1	0																		
Bob Bailey, R (1,5) OBP: 0.397, SLG: 0.443		G6-4-3				F9				3	0	0	0	1	0	0																		
Barry Foote, R (1,2) OBP: 0.312, SLG: 0.389		G6-4-3				6-3				4	0	0	0	0	2	2																		
Pepe Frias, R (1,6) OBP: 0.264, SLG: 0.265			P4			6-3				3	0	0	0	0	0	0																		
Dennis Blair, R (1,1) OBP: 0.188, SLG: 0.159			1-3							2	0	0	0	0	1	0																		
Hal Breen, R (8, PH) OBP: 0.342, SLG: 0.373										1	0	0	0	0	1	0																		
Chuck Taylor, R (8,1) OBP: 0.400, SLG: 0.444								K		0	0	0	0	0	0	0																		
Inning Stats	R: 0 E: 0 K: 0 S: 3	H: 0 LOB: 0 BB: 0 P: 3	R: 0 E: 0 K: 0 S: 3	H: 1 LOB: 1 BB: 1 P: 7	R: 3 E: 0 K: 0 S: 6	H: 3 LOB: 0 BB: 0 P: 6	R: 0 E: 0 K: 2 S: 7	H: 0 LOB: 0 BB: 0 P: 7	R: 0 E: 0 K: 1 S: 5	H: 0 LOB: 1 BB: 0 P: 8	R: 0 E: 0 K: 0 S: 3	H: 0 LOB: 0 BB: 0 P: 3	R: 1 E: 0 K: 2 S: 9	H: 2 LOB: 1 BB: 0 P: 9	R: 0 E: 0 K: 2 S: 7	H: 0 LOB: 0 BB: 0 P: 7	1B: 3 2B: 2 3B: 0 HR: 1	SF: 0 SAC: 0 DP: 1 HBP: 1	WP: 0 PB: 0 SB: 2 CS: 0	PA: 34														
PITCHER	IP WLS BF H R ER SO BB IBB HBP BLK WP HR S P ERA WHIP																																	
Alan Foster, R (1,1) ERA: 3.78	3.0		13	4	3	3	0	1	0	0	0	0	0	1	12	16	9.00	1.667																
Rich Folkers, L (4,1) ERA: 2.92	5.0	W	18	2	1	1	7	0	0	1	0	0	0	0	31	32	1.80	0.400																
Al Hrabosky, L (9,1) ERA: 3.0	1.0	S	3	0	0	0	2	0	0	0	0	0	0	0	7	7	0.00	0.000																

Batter	1	2	3	4	5	6	7	8	9	AB	R	H	RBI	BB	SO	LOB	BOTTOM														
Lou Brock, L (1,7) OBP: 0.369, SLG: 0.392	L5		4-3			6-3		5-3		5	0	1	1	0	0	1	Montreal Expos @ St. Louis Cardinals Busch Stadium, St. Louis, MO Wed Sep 04 1974, 7:05 PM CDT Att: 13,288 - Unknown														
Ted Sizemore, R (1,4) OBP: 0.345, SLG: 0.308	1-3		1B		F8		1-3			4	1	1	0	0	0	2															
Reggie Smith, S (1,9) OBP: 0.389, SLG: 0.558			1B					HR		2	2	2	1	2	0	0															
Ted Simmons, S (1,2) OBP: 0.310, SLG: 0.422	G3		1B		P4		1-3			4	0	1	1	0	0	2															
Joe Torre, R (1,3) OBP: 0.373, SLG: 0.414			5-3		F8		K			4	0	0	0	0	2	3															
Bake McBride, L (1,8) OBP: 0.367, SLG: 0.397		FC1-6			1-3			BLK		4	1	3	0	0	0	0															
Ken Reitz, R (1,5) OBP: 0.307, SLG: 0.368		FC1-6			1B			SH3-4		2	1	0	0	1	0	2															
Mike Tyson, R (1,6) OBP: 0.259, SLG: 0.287								4-3		3	0	0	0	0	1	2															
Richie Scheinblum, S (8, PH) OBP: 0.235, SLG: 0.191	F9									1	0	0	0	0	0	1															
Al Hrabosky, R (9,1) OBP: 0.167, SLG: 0.167										0	0	0	0	0	0	0															
Alan Foster, R (1,1) OBP: 0.228, SLG: 0.174										0	0	0	0	0	0	0															
Jose Cruz, L (3, PH) OBP: 0.314, SLG: 0.384										1	0	0	0	0	0	0															
Rich Folkers, L (4,1) OBP: 0.311, SLG: 0.311										2	0	1	0	0	1	0															
Jim Dwyer, L (8, PH) OBP: 0.340, SLG: 0.389										1	0	1	1	0	0	0															
Larry Herndon, R (8, PH) OBP: 0.254, SLG: 0.389										0	0	0	0	0	0	0															
Jack Heidemann, R (9,6) OBP: 0.207, SLG: 0.234										0	0	0	0	0	0	0															
Inning Stats	R: 0 E: 0 K: 0 S: 3	H: 0 LOB: 1 BB: 1 P: 7	R: 0 E: 0 K: 1 S: 6	H: 1 LOB: 0 BB: 0 P: 6	R: 1 E: 0 K: 0 S: 6	H: 3 LOB: 2 BB: 0 P: 6	R: 1 E: 0 K: 1 S: 7	H: 2 LOB: 2 BB: 1 P: 11	R: 1 E: 0 K: 0 S: 4	H: 1 LOB: 1 BB: 1 P: 8	R: 0 E: 0 K: 1 S: 5	H: 0 LOB: 0 BB: 0 P: 5	R: 1 E: 0 K: 0 S: 6	H: 1 LOB: 0 BB: 0 P: 6	R: 1 E: 0 K: 0 S: 5	H: 2 LOB: 1 BB: 0 P: 5	1B: 8 2B: 1 3B: 0 HR: 1	SF: 0 SAC: 1 DP: 0 HBP: 0	WP: 0 PB: 0 SB: 1 CS: 0	PA: 37											
PITCHER	IP WLS BF H R ER SO BB IBB HBP BLK WP HR S P ERA WHIP																														
Dennis Blair, R (1,1) ERA: 3.21	7.0		32	8	4	4	4	3	0	0	1	37	49	5.14	1.571																
Chuck Taylor, R (8,1) ERA: 2.19	1.0	L	5	2	1	1	0	0	0	0	0	5	5	9.00	2.000																



Batter	1	2	3	4	5	6	7	8	9	AB	R	H	RBI	BB	SO	LOB	TOP				
Larry Lintz, S OBP: 0.332, SLG: 0.295 (1,4)										4	0	1	0	0	1	1	Montreal Expos @ Pittsburgh Pirates Three Rivers Stadium, Pittsburgh, PA Fri Sep 06 1974, 7:05 PM EDT Att: 15,386 - Unknown				
Willie Davis, L OBP: 0.320, SLG: 0.405 (1,8)										4	1	0	0	0	0	1					
Mike Jorgensen, L OBP: 0.435, SLG: 0.467 (1,3)										4	0	0	0	0	2	1					
Ken Singleton, S OBP: 0.384, SLG: 0.381 (1,9)										4	0	1	1	0	0	0					
Warren Cromartie, L (1,7)										3	0	0	0	0	0	1					
Larry Parrish, R OBP: 0.333, SLG: 0.667 (1,5)										3	0	1	0	0	0	0					
Barry Foote, R OBP: 0.310, SLG: 0.386 (1,2)										3	0	0	0	0	0	1					
Tim Foli, R OBP: 0.275, SLG: 0.269 (8, PH)										2	0	0	0	0	0	1					
Ron Fairly, L OBP: 0.370, SLG: 0.431 (8, PH)										1	0	0	0	0	0	0					
Dale Murray, R (8, 1)										0	0	0	0	0	0	0					
Steve Renko, R OBP: 0.273, SLG: 0.333 (1, 1)										1	0	0	0	1	0	1					
Jim Northrup, L OBP: 0.303, SLG: 0.365 (8, PH)										1	0	0	0	0	0	0					
Pepe Frias, R OBP: 0.264, SLG: 0.265 (8, 6)										0	0	0	0	0	0	0					
Inning Stats	R: 1 E: 0 K: 1 S: 7	H: 2 LOB: 1 BB: 0 P: 7	R: 0 E: 0 K: 0 S: 4	H: 1 LOB: 1 BB: 0 P: 4	R: 0 E: 0 K: 1 S: 5	H: 0 LOB: 0 BB: 0 P: 5	R: 0 E: 0 K: 0 S: 3	H: 0 LOB: 0 BB: 0 P: 3	R: 0 E: 0 K: 0 S: 3	H: 0 LOB: 0 BB: 0 P: 3	R: 0 E: 0 K: 0 S: 3	H: 0 LOB: 0 BB: 0 P: 3	R: 0 E: 0 K: 1 S: 5	H: 0 LOB: 0 BB: 0 P: 5	1B: 2 2B: 1 3B: 0 HR: 0	SF: 0 SAC: 0 DP: 0 HBP: 0	WP: 0 PB: 0 CS: 1	PA: 31			
PITCHER Dock Ellis, R ERA: 3.21 (1, 1)	IP: 9.0 WLS: W BF: 31 H: 3 R: 1 ER: 1 SO: 3 BB: 1 IBB: 0 HBP: 0 BLK: 0 WP: 0 HR: 0 S: 36 P: 40 ERA: 1.00 WHIP: 0.444																				

Batter	1	2	3	4	5	6	7	8	9	AB	R	H	RBI	BB	SO	LOB	BOTTOM				
Rennie Stennett, R OBP: 0.317, SLG: 0.374 (1,4)										4	1	2	0	0	0	0	Montreal Expos @ Pittsburgh Pirates Three Rivers Stadium, Pittsburgh, PA Fri Sep 06 1974, 7:05 PM EDT Att: 15,386 - Unknown				
Richie Hebner, L OBP: 0.363, SLG: 0.444 (1,5)										3	0	0	1	0	0	2					
Al Oliver, L OBP: 0.359, SLG: 0.477 (1,8)										4	0	2	0	0	1	0					
Willie Stargell, L OBP: 0.413, SLG: 0.574 (1,7)										4	0	1	0	0	1	1					
Dave Parker, L OBP: 0.332, SLG: 0.419 (1,9)										4	0	1	0	0	1	2					
Manny Sanguillen, R OBP: 0.364, SLG: 0.367 (1,2)										4	0	1	0	0	0	3					
Ed Kirkpatrick, L OBP: 0.389, SLG: 0.365 (1,3)										3	1	1	1	0	1	1					
Frank Taveras, R OBP: 0.300, SLG: 0.272 (1,6)										3	0	0	0	0	2	1					
Dock Ellis, S OBP: 0.323, SLG: 0.241 (1, 1)										3	0	0	0	0	0	1					
Inning Stats	R: 1 E: 0 K: 1 S: 8	H: 3 LOB: 2 BB: 0 P: 8	R: 1 E: 1 K: 1 S: 7	H: 1 LOB: 1 BB: 0 P: 7	R: 0 E: 0 K: 0 S: 3	H: 0 LOB: 0 BB: 0 P: 3	R: 0 E: 0 K: 0 S: 4	H: 1 LOB: 1 BB: 0 P: 4	R: 0 E: 0 K: 1 S: 5	H: 0 LOB: 0 BB: 0 P: 5	R: 0 E: 0 K: 1 S: 6	H: 1 LOB: 1 BB: 0 P: 6	R: 0 E: 0 K: 2 S: 8	H: 1 LOB: 1 BB: 0 P: 8	1B: 5 2B: 1 3B: 1 HR: 1	SF: 1 SAC: 0 DP: 0 HBP: 0		WP: 0 PB: 0 CS: 0	PA: 33		
PITCHER Steve Renko, R ERA: 4.07 (1, 1)	IP: 7.0 WLS: L BF: 29 H: 7 R: 2 ER: 2 SO: 4 BB: 0 IBB: 0 HBP: 0 BLK: 0 WP: 0 HR: 1 S: 37 P: 37 ERA: 2.57 WHIP: 1.000																				
Dale Murray, R ERA: 1.69 (8, 1)	IP: 1.0 WLS: L BF: 4 H: 1 R: 0 ER: 0 SO: 2 BB: 0 IBB: 0 HBP: 0 BLK: 0 WP: 0 HR: 0 S: 8 P: 8 ERA: 0.00 WHIP: 1.000																				



Batter	1	2	3	4	5	6	7	8	9	10	11	12	AB	R	H	RBI	BB	SO	LOB	TOP							
Pepe Mangual, R OBP: 0.182, SLG: 0.273 (1.9)													3	0	0	0	0	0	2								
Ken Singleton, S OBP: 0.383, SLG: 0.380 (8. PH)													2	0	0	0	0	0	0								
Tim Foli, R OBP: 0.280, SLG: 0.271 (1.6)													4	2	2	0	1	0	0								
Willie Davis, L OBP: 0.320, SLG: 0.411 (1.8)													5	2	2	1	0	2	2								
Bob Bailey, R OBP: 0.590, SLG: 0.441 (1.7)													2	0	0	1	2	0	2								
Larry Lintz, S OBP: 0.333, SLG: 0.296 (7.4)													2	1	1	0	0	0	0								
Hal Breeden, R OBP: 0.330, SLG: 1.000 (7. PH)													4	0	1	2	0	1	6								
Jim Northrup, L OBP: 0.302, SLG: 0.364 (9.7)													2	0	0	0	0	2	1								
Larry Parrish, R OBP: 0.353, SLG: 0.500 (9. PH)													3	0	1	0	0	1	0								
Larry Bittner, L OBP: 0.227, SLG: 0.273 (9. PH)													1	0	1	1	0	0	0								
Pepe Frías, R OBP: 0.261, SLG: 0.262 (9.5)													1	0	0	0	0	0	0								
Jim Cox, R OBP: 0.290, SLG: 0.305 (7. PH)													2	0	0	0	1	1	1								
Ron Fairly, L OBP: 0.379, SLG: 0.427 (7.3)													2	0	0	0	1	1	1								
Bob Stinson, S OBP: 0.296, SLG: 0.238 (7.1)													4	0	0	0	0	1	5								
Chuck Taylor, R OBP: 0.400, SLG: 0.444 (7.1)													0	0	0	0	0	0	0								
Dale Murray, R (7.1)													1	0	0	0	0	1	0								
Mike Torrez, R OBP: 0.098, SLG: 0.077 (1.1)													3	0	1	0	0	0	2								
Barry Foote, R OBP: 0.308, SLG: 0.384 (7.2)													2	0	0	0	0	0	0								
Inning Stats	R: 2 E: 0 K: 1 S: 6	H: 1 LOB: 0 BB: 1 P: 10	R: 0 E: 0 K: 0 S: 3	H: 0 LOB: 0 BB: 0 P: 3	R: 0 E: 0 K: 0 S: 5	H: 2 LOB: 3 BB: 1 P: 9	R: 0 E: 0 K: 2 S: 7	H: 0 LOB: 0 BB: 0 P: 7	R: 0 E: 1 K: 1 S: 7	H: 1 LOB: 1 BB: 1 P: 11	R: 0 E: 0 K: 0 S: 5	H: 2 LOB: 2 BB: 1 P: 5	R: 0 E: 0 K: 0 S: 3	R: 1 E: 0 K: 1 S: 7	H: 2 LOB: 1 BB: 0 P: 7	R: 0 E: 0 K: 1 S: 5	H: 0 LOB: 0 BB: 0 P: 5	R: 0 E: 0 K: 1 S: 5	H: 0 LOB: 0 BB: 0 P: 5	R: 0 E: 0 K: 2 S: 7	H: 0 LOB: 0 BB: 0 P: 7	1B: 8 2B: 1 3B: 1 HR: 0	SF: 0 SAC: 4 DP: 1 HBP: 0	WP: 0 PB: 0 SB: 0 CS: 0	PA: 52		
PITCHER	IP	WLS	BF	H	R	ER	SO	BB	IBB	HBP	BLK	WP	HR	S	P	ERA	WHIP										
Jerry Reuss, L ERA: 3.61 (1.1)	6.0		32	8	4	3	4	1	2	0	0	0	0	37	49	4.50	1.500										
John Moran, R ERA: 3.3 (7.1)	1.0		3	0	0	0	0	0	1	0	0	0	0	2	6	0.00	0.000										
Dave Giusti, R ERA: 3.6 (8.1)	3.0		11	2	1	1	2	0	0	0	0	0	0	15	15	3.00	0.667										
Ramon Hernandez, L ERA: 1.81 (11.1)	2.0	W	6	0	0	0	3	0	0	0	0	0	0	12	12	0.00	0.000										

Montreal Expos @ Pittsburgh Pirates
Three Rivers Stadium, Pittsburgh, PA

AB 44
R 5
H 10
RBI 5
BB 4
SO 9
LOB 21



Sat Sep 07 1974, 7:05 PM EDT
Alt. 17,576 - Unknown

Batter	1	2	3	4	5	6	7	8	9	10	11	12	AB	R	H	RBI	BB	SO	LOB	BOTTOM							
Rennie Stennett, R OBP: 0.317, SLG: 0.374 (1.4)													6	1	2	1	0	0	0								
Richie Hebner, L OBP: 0.366, SLG: 0.443 (1.5)													5	1	2	1	1	1	1								
Al Oliver, L OBP: 0.357, SLG: 0.474 (1.8)													6	0	1	1	0	0	4								
Willie Stargell, L OBP: 0.412, SLG: 0.573 (1.7)													4	0	1	0	0	1	2								
Dave Giusti, R OBP: 0.200, SLG: 0.111 (8.1)													0	0	0	0	0	0	0								
Bob Robertson, R OBP: 0.329, SLG: 0.450 (10. PH)													1	0	0	0	0	0	0								
Ramon Hernandez, S OBP: 0.333, SLG: 0.667 (11.1)													0	0	0	0	0	0	0								
Miguel Dilone, S (12. PH)													0	0	0	0	1	0	0								
Dave Parker, L OBP: 0.332, SLG: 0.413 (8.7)													5	0	1	1	1	0	0								
Manny Sanguillen, R OBP: 0.365, SLG: 0.397 (1.2)													5	1	2	0	0	0	2								
Ed Kirkpatrick, L OBP: 0.385, SLG: 0.362 (1.3)													5	1	1	0	0	1	2								
Frank Taveras, R OBP: 0.298, SLG: 0.270 (1.6)													2	0	0	0	0	0	0								
Richie Zisk, R OBP: 0.391, SLG: 0.500 (8.9)													2	1	1	0	1	0	0								
Jerry Reuss, L ERA: 4.22 (7.1)	6.2		27	5	4	4	3	3	0	0	0	0	0	30	42	5.40	1.200										
Chuck Taylor, R ERA: 2.28 (7.1)	0.0		2	2	0	0	0	0	0	0	2	2															
Dale Murray, R ERA: 1.7 (7.1)	5.0	L	21	5	2	2	2	1	0	0	0	0	0	24	28	3.60	1.200										
PITCHER	IP	WLS	BF	H	R	ER	SO	BB	IBB	HBP	BLK	WP	HR	S	P	ERA	WHIP										
Mike Torrez, R ERA: 4.22 (1.1)	6.2		27	5	4	4	3	3	0	0	0	0	0	30	42	5.40	1.200										
Chuck Taylor, R ERA: 2.28 (7.1)	0.0		2	2	0	0	0	0	0	0	2	2															
Dale Murray, R ERA: 1.7 (7.1)	5.0	L	21	5	2	2	2	1	0	0	0	0	0	24	28	3.60	1.200										

Montreal Expos @ Pittsburgh Pirates
Three Rivers Stadium, Pittsburgh, PA

AB 46
R 6
H 12
RBI 6
BB 4
SO 5
LOB 13



Sat Sep 07 1974, 7:05 PM EDT
Alt. 17,576 - Unknown

Batter	1	2	3	4	5	6	7	8	9	AB	R	H	RBI	BB	SO	LOB	TOP						
Pepe Mangual, R OBP: 0.287, SLG: 0.400 (1, 9)	L4		1B			SF9 2B		K		4	1	2	0	0	1	0							
Tim Foli, R OBP: 0.282, SLG: 0.275 (1, 6)	G5-4-3 1B		G3			SF9 2H			FC5-4 1B	3	0	2	1	0	0	1							
Bob Bailey, R OBP: 0.397, SLG: 0.438 (1, 7)	G5-4-3 1-2			5-3		BB			FC5-4 1B 1-2	3	0	0	0	1	0	2							
Hal Breedren, R OBP: 0.339, SLG: 0.367 (1, 3)		K		K		L4			FC6-4 1B 1-2	4	0	1	0	0	2	1							
Ron Woods, R OBP: 0.316, SLG: 0.246 (1, 8)	F8		F9				L6		F8	4	0	0	0	0	0	2							
Larry Parrish, R OBP: 0.200, SLG: 0.300 (1, 5)	6-3				6-3		F7		FC6-4 1-2	4	0	0	0	0	0	2							
Barry Foote, R OBP: 0.308, SLG: 0.389 (1, 2)			SH1-3 3B		F7		L8			3	1	1	0	0	0	0							
Jim Cox, R OBP: 0.286, SLG: 0.301 (1, 4)			K		K			F9		3	0	0	0	0	2	1							
Steve Rogers, R OBP: 0.244, SLG: 0.157 (1, 1)			SH1-3			1-3		K		1	0	0	1	0	0	0							
Jose Morales, R OBP: 0.292, SLG: 0.435 (8, PH)										1	0	0	0	0	1	0							
Tom Walker, R OBP: 0.333, SLG: 0.364 (8, 1)										0	0	0	0	0	0	0							
Inning Stats	R: 0 E: 0 K: 0 S: 3	H: 1 LOB: 0 BB: 0 P: 3	R: 0 E: 0 K: 1 S: 5	H: 0 LOB: 0 BB: 0 P: 5	R: 1 E: 0 K: 1 S: 7	H: 2 LOB: 1 BB: 0 P: 7	R: 0 E: 0 K: 1 S: 5	H: 0 LOB: 0 BB: 0 P: 5	R: 0 E: 0 K: 1 S: 5	H: 0 LOB: 0 BB: 0 P: 5	R: 1 E: 0 K: 0 S: 4	H: 1 LOB: 1 BB: 1 P: 8	R: 0 E: 0 K: 0 S: 3	H: 0 LOB: 0 BB: 0 P: 3	R: 0 E: 0 K: 2 S: 7	H: 0 LOB: 0 BB: 0 P: 7	R: 0 E: 0 K: 0 S: 5	H: 2 LOB: 2 BB: 0 P: 5	1B: 4 2B: 1 3B: 1 HR: 0	SF: 1 SAC: 1 DP: 1 HBP: 0	WP: 0 PB: 0 CS: 1	PA: 33	
PITCHER Jim Rooker, L ERA: 3.02 (1, 1)	IP: 9.0 WLS: W BF: 33 H: 6 R: 2 ER: 2 SO: 6 BB: 1 IBB: 0 HBP: 0 BLK: 0 WP: 0 HR: 0 S: 44 P: 48 ERA: 2.00 WHIP: 0.778											PITCHER	IP: 9.0 WLS: W BF: 33 H: 6 R: 2 ER: 2 SO: 6 BB: 1 IBB: 0 HBP: 0 BLK: 0 WP: 0 HR: 0 S: 44 P: 48 ERA: 2.00 WHIP: 0.778										

Montreal Expos @ Pittsburgh Pirates
Three Rivers Stadium, Pittsburgh, PA
Sun Sep 08 1974, 3:33 AM EDT
Att: 18,870 - Unknown

AB	30
R	2
H	6
RBI	2
BB	1
SO	6
LOB	9



Batter	1	2	3	4	5	6	7	8	9	AB	R	H	RBI	BB	SO	LOB	BOTTOM						
Rennie Stennett, R OBP: 0.318, SLG: 0.374 (1, 4)	1B BB		G4-6-3 1-2		3B 1B 1-2 2H		F7			3	1	1	1	1	0	2							
Richie Hebner, L OBP: 0.366, SLG: 0.447 (1, 5)	K		F8		3B 1-1 2H 2H			1B HBP BB		3	1	1	2	1	1	1							
Al Oliver, L OBP: 0.356, SLG: 0.471 (1, 8)	F8			F8	F8			BB 1B FC4-2 HBP		3	0	0	0	0	0	2							
Willie Stargell, L OBP: 0.413, SLG: 0.572 (1, 7)	1B			4-3		K2-3		FC4-2 BB HR 1B		4	1	2	0	0	1	0							
Richie Zisk, R OBP: 0.390, SLG: 0.497 (1, 9)	K			5-3		4-3		FC4-2 HR BB		3	1	0	1	1	1	2							
Manny Sanguillen, R OBP: 0.303, SLG: 0.364 (1, 2)		K			1-3	6-3		FC4-2 HR		4	1	0	0	0	1	3							
Ed Kirkpatrick, L OBP: 0.383, SLG: 0.359 (1, 3)		K			L3			FC3-6 1B	K	4	0	1	0	0	2	3							
Frank Taveras, R OBP: 0.298, SLG: 0.268 (1, 6)								FC3-6 1B		2	1	0	0	1	0	1							
Dave Parker, L OBP: 0.335, SLG: 0.432 (8, PH)								FC3-6 1-2		1	1	1	4	0	0	0							
Mario Mendoza, R OBP: 0.265, SLG: 0.258 (9, 6)					1B BB			HR 1-2 2-3 3-H		0	0	0	0	0	0	0							
Jim Rooker, R OBP: 0.365, SLG: 0.450 (1, 1)					G4-6-3 1B			1-2 3B 1B	K	4	1	2	0	0	2	1							
Inning Stats	R: 0 E: 0 K: 2 S: 8	H: 1 LOB: 2 BB: 1 P: 12	R: 0 E: 0 K: 2 S: 7	H: 0 LOB: 0 BB: 0 P: 7	R: 0 E: 0 K: 0 S: 3	H: 1 LOB: 0 BB: 0 P: 3	R: 0 E: 0 K: 0 S: 3	H: 0 LOB: 0 BB: 0 P: 3	R: 3 E: 0 K: 0 S: 6	H: 3 LOB: 1 BB: 1 P: 10	R: 0 E: 0 K: 1 S: 5	H: 0 LOB: 0 BB: 0 P: 5	R: 0 E: 0 K: 1 S: 6	H: 1 LOB: 1 BB: 0 P: 6	R: 5 E: 0 K: 2 S: 9	H: 2 LOB: 0 BB: 2 P: 18	1B: 6 2B: 0 3B: 1 HR: 1	SF: 0 SAC: 0 DP: 1 HBP: 1	WP: 0 PB: 0 CS: 0	PA: 36			
PITCHER Steve Rogers, R ERA: 4.77 (1, 1)	IP: 7.0 WLS: L BF: 28 H: 6 R: 3 ER: 3 SO: 6 BB: 2 IBB: 0 HBP: 0 BLK: 0 WP: 0 HR: 0 S: 38 P: 46 ERA: 3.86 WHIP: 1.143											PITCHER	IP: 7.0 WLS: L BF: 28 H: 6 R: 3 ER: 3 SO: 6 BB: 2 IBB: 0 HBP: 0 BLK: 0 WP: 0 HR: 0 S: 38 P: 46 ERA: 3.86 WHIP: 1.143										
Tom Walker, R ERA: 4.21 (8, 1)	IP: 1.0 WLS: L BF: 8 H: 2 R: 5 ER: 5 SO: 2 BB: 2 IBB: 0 HBP: 1 BLK: 0 WP: 0 HR: 1 S: 9 P: 18 ERA: 45.00 WHIP: 4.000											PITCHER	IP: 1.0 WLS: L BF: 8 H: 2 R: 5 ER: 5 SO: 2 BB: 2 IBB: 0 HBP: 1 BLK: 0 WP: 0 HR: 1 S: 9 P: 18 ERA: 45.00 WHIP: 4.000										

Montreal Expos @ Pittsburgh Pirates
Three Rivers Stadium, Pittsburgh, PA
Sun Sep 08 1974, 3:33 AM EDT
Att: 18,870 - Unknown

AB	31
R	8
H	8
RBI	8
BB	4
SO	8
LOB	15



Batter	1	2	3	4	5	6	7	8	9	AB	R	H	RBI	BB	SO	LOB	TOP							
Larry Lintz, S OBP: 0.336, SLG: 0.297										3	1	1	0	1	0	3								
Tim Foli, R OBP: 0.287, SLG: 0.280										4	0	3	1	0	0	0								
Willie Davis, L OBP: 0.318, SLG: 0.408										4	0	0	0	0	0	4								
Bob Bailey, R OBP: 0.396, SLG: 0.436										4	0	1	0	0	0	1								
Hal Breedon, R OBP: 0.337, SLG: 0.364										4	0	1	0	0	1	1								
Pepe Mangual, R OBP: 0.283, SLG: 0.421										4	0	1	0	0	1	2								
Larry Parrish, R OBP: 0.143, SLG: 0.214										4	0	0	0	0	2	1								
Barry Foote, R OBP: 0.310, SLG: 0.388										3	0	1	0	1	1	0								
Dennis Blair, R OBP: 0.154, SLG: 0.156										1	0	0	0	0	0	2								
Chuck Taylor, R OBP: 0.400, SLG: 0.444										0	0	0	0	0	0	0								
Ron Woods, R OBP: 0.333, SLG: 0.333										0	0	0	0	0	0	1								
John Montague, R OBP: 0.250, SLG: 0.143										0	0	0	0	0	0	0								
Jose Morales, R OBP: 0.286, SLG: 0.417										0	0	0	0	0	0	0								
Don Carrithers, R OBP: 0.286, SLG: 0.286										0	0	0	0	0	0	0								
Ken Singleton, S OBP: 0.360, SLG: 0.370										1	0	0	0	0	0	0								
Inning Stats	R: 1 E: 0 K: 0 S: 5	H: 2 LOB: 1 BB: 0 P: 5	R: 0 E: 0 K: 0 S: 4	H: 1 LOB: 2 BB: 1 P: 8	R: 0 E: 0 K: 0 S: 3	H: 0 LOB: 0 BB: 0 P: 3	R: 0 E: 0 K: 1 S: 5	H: 0 LOB: 0 BB: 0 P: 5	R: 0 E: 0 K: 0 S: 4	H: 2 LOB: 2 BB: 1 P: 8	R: 0 E: 0 K: 2 S: 7	H: 0 LOB: 0 BB: 0 P: 7	R: 0 E: 1 K: 0 S: 4	H: 0 LOB: 1 BB: 0 P: 4	R: 0 E: 0 K: 0 S: 5	H: 3 LOB: 2 BB: 0 P: 5	R: 0 E: 0 K: 2 S: 7	H: 0 LOB: 0 BB: 0 P: 7	1B: 7 2B: 1 3B: 0 HR: 0	SF: 0 SAC: 0 DP: 1 HBP: 0	WP: 0 PB: 0 SB: 3 CS: 1	PA: 36		
PITCHER	IP WLS BF H R ER SO BB IBB HBP BLK WP HR S P ERA WHIP	9.0 W 36 8 1 1 5 2 0 0 0 0 0 0 44 52 1.00 1.111											PITCHER	IP WLS BF H R ER SO BB IBB HBP BLK WP HR S P ERA WHIP										
Ray Sadecki, L ERA: 3.17																								

Montreal Expos @ New York Mets
 Shea Stadium, Flushing, NY
 Mon Sep 09 1974, 7:05 PM EDT
 Att: 9,960 - Unknown

AB 34
 R 1
 H 8
 RBI 1
 BB 2
 SO 5
 LOB 15

Batter	1	2	3	4	5	6	7	8	9	AB	R	H	RBI	BB	SO	LOB	BOTTOM							
Bud Harrelson, S OBP: 0.372, SLG: 0.271										4	1	1	1	1	0	0								
Felix Milan, R OBP: 0.308, SLG: 0.302										4	0	0	0	0	0	3								
Cleon Jones, R OBP: 0.341, SLG: 0.422										4	1	2	1	0	1	0								
Jim Gosger, L OBP: 0.125, SLG: 0.097										0	0	0	0	0	0	0								
John Milner, L OBP: 0.332, SLG: 0.418										4	2	1	0	0	0	1								
Wayne Garrett, L OBP: 0.339, SLG: 0.332										2	1	0	0	2	1	1								
Dave Schneck, L OBP: 0.258, SLG: 0.330										3	1	2	2	0	0	0								
Don Hahn, R OBP: 0.352, SLG: 0.363										3	0	0	1	0	0	3								
Duffy Dyer, R OBP: 0.301, SLG: 0.179										4	1	1	1	0	1	2								
Ray Sadecki, L OBP: 0.292, SLG: 0.261										4	0	1	1	0	0	2								
Inning Stats	R: 1 E: 0 K: 0 S: 4	H: 1 LOB: 1 BB: 1 P: 8	R: 0 E: 0 K: 0 S: 3	H: 0 LOB: 0 BB: 0 P: 3	R: 0 E: 0 K: 0 S: 3	H: 0 LOB: 0 BB: 0 P: 3	R: 4 E: 0 K: 0 S: 8	H: 5 LOB: 2 BB: 1 P: 12	R: 2 E: 1 K: 1 S: 7	H: 1 LOB: 2 BB: 1 P: 12	R: 0 E: 0 K: 0 S: 3	H: 0 LOB: 0 BB: 0 P: 3	R: 0 E: 0 K: 1 S: 6	H: 1 LOB: 1 BB: 0 P: 6	R: 0 E: 0 K: 1 S: 5	H: 0 LOB: 0 BB: 0 P: 5	1B: 5 2B: 2 3B: 1 HR: 0	SF: 1 SAC: 0 DP: 0 HBP: 1	WP: 0 PB: 0 SB: 0 CS: 0	PA: 37				
PITCHER	IP WLS BF H R ER SO BB IBB HBP BLK WP HR S P ERA WHIP	3.0 L 15 4 5 0 0 0 0 0 0 0 0 0 5 5 0.00 2.000											PITCHER	IP WLS BF H R ER SO BB IBB HBP BLK WP HR S P ERA WHIP										
Dennis Blair, R ERA: 3.49																								
Chuck Taylor, R ERA: 2.29																								
John Montague, R ERA: 3.16																								
Don Carrithers, R ERA: 3.02																								


Montreal Expos @ New York Mets
 Shea Stadium, Flushing, NY
 Mon Sep 09 1974, 7:05 PM EDT
 Att: 9,960 - Unknown

AB 32
 R 7
 H 8
 RBI 7
 BB 3
 SO 3
 LOB 12

Batter	1	2	3	4	5	6	7	8	9	AB	R	H	RBI	BB	SO	LOB	TOP								
Larry Lintz, S OBP: 0.337, SLG: 0.299 (1, 4)	0-0 4-3	0-0 1B			0-0 1-3		0-0 1-3		0-0 1B	5	0	2	3	0	0	0									
Tim Foli, R OBP: 0.288, SLG: 0.284 (1, 6)	0-0 1B	0-0 F8			0-0 HR			0-0 P6	0-3 K	5	1	2	0	0	1	4									
Willie Davis, L OBP: 0.318, SLG: 0.412 (1, 8)	0-3 K		0-0 F8		0-0 HR			0-0 F7		4	1	1	2	0	1	1									
Bob Bailey, R OBP: 0.393, SLG: 0.433 Tony Scott, S OBP: 1.000, SLG: 1.000 (8, 9)	0-3 K		0-0 6-3		0-0 F7			0-3 K		4	0	0	0	0	2	1									
Mike Jorgensen, L OBP: 0.432, SLG: 0.468 (1, 3)		0-0 1B	0-0 P4					0-3 K	0-0 6-3	4	1	1	0	0	1	0									
Pepe Mangual, R OBP: 0.304, SLG: 0.435 (8, 7)		0-0 BB	0-0 F8		0-0 6-3			0-0 6-3	0-0 S	4	2	2	0	0	0	0									
Larry Parrish, R OBP: 0.167, SLG: 0.176 (1, 5)		0-3 K	0-0 F7		0-0 K			0-0 K	4-0 1B	3	1	0	0	1	2	2									
Barry Foote, R OBP: 0.310, SLG: 0.385 (1, 2)		4-0 1B	0-0 6-3		0-0 6-3			0-0 L6	0-3 K	3	0	0	0	1	1	2									
Ernie McAnally, R OBP: 0.140, SLG: 0.119 Ron Woods, R OBP: 0.311, SLG: 0.241 Don Carrithers, R OBP: 0.300, SLG: 0.300 Dale Murray, R OBP: 0.300, SLG: 0.300 (9, 1)		0-0 P3			0-0 P6			0-3 K	0-0 1B	0	0	0	0	0	0	0									
Inning Stats	R: 0 E: 0 K: 2 S: 8	H: 1 LOB: 1 BB: 0 P: 8	R: 2 E: 0 K: 1 S: 8	H: 3 LOB: 2 BB: 1 P: 12	R: 0 E: 0 K: 0 S: 3	H: 0 LOB: 0 BB: 0 P: 3	R: 0 E: 0 K: 0 S: 3	H: 0 LOB: 0 BB: 0 P: 3	R: 2 E: 0 K: 1 S: 5	H: 2 LOB: 0 BB: 0 P: 5	R: 0 E: 0 K: 2 S: 7	H: 0 LOB: 0 BB: 0 P: 7	R: 0 E: 0 K: 1 S: 5	H: 0 LOB: 0 BB: 0 P: 5	R: 0 E: 0 K: 1 S: 5	H: 0 LOB: 0 BB: 0 P: 5	R: 2 E: 0 K: 2 S: 10	H: 3 LOB: 2 BB: 1 P: 14	1B: 6 2B: 2 3B: 0 HR: 1	SF: 0 SAC: 0 DP: 0 HBP: 0	WP: 0 PB: 0 SB: 1 CS: 0	PA: 38			
PITCHER	IP WLS BF H R ER SO BB IBB HBP BLK WP HR S P ERA WHIP	8.0 L 31 6 4 4 7 1 0 0 0 0 1 44 48 4.50 0.875	1.0 7 3 2 2 2 1 0 0 0 0 0 0 10 14 18.00 4.000																						

Montreal Expos @ New York Mets
Shea Stadium, Flushing, NY
Tue Sep 10 1974, 7:05 PM EDT
Att: 9,951 - Unknown


AB 36
R 6
H 9
RBI 6
BB 2
SO 9
LOB 13



Batter	1	2	3	4	5	6	7	8	9	AB	R	H	RBI	BB	SO	LOB	BOTTOM
Bud Harrelson, S OBP: 0.371, SLG: 0.272 Benny Ayala, R OBP: 0.318, SLG: 0.306 (9, PH)	0-0 5-3	0-0 3-1			0-0 F8			0-0 SH5-4	0-3 K	3	1	1	0	0	0	0	
Felix Milten, R OBP: 0.306, SLG: 0.300 (1, 4)	0-0 5-3	0-0 6-3			0-0 P3			0-0 L9		4	0	0	0	0	0	3	
Cleon Jones, R OBP: 0.340, SLG: 0.419 (1, 7)	4-0 2B		0-0 6-3		0-0 1-3			0-0 F8		3	1	0	0	1	0	2	
John Milner, L OBP: 0.333, SLG: 0.421 (1, 3)	0-0 1B	0-0 SF7	0-0 4-3		0-0 F8			0-0 F8	0-0 1B	4	2	2	2	0	0	0	
Wayne Garrett, L OBP: 0.340, SLG: 0.333 (1, 5)	0-0 BB	0-0 2B	0-3 K		0-0 P4			0-0 P4	0-0 E	4	0	2	0	0	1	0	
Dave Schneck, L OBP: 0.282, SLG: 0.330 (1, 9)	4-0 FC4-6	0-0 BB	0-0 G3		0-0 F8			0-0 F8	0-0 E	3	0	1	0	1	0	0	
Ron Hodges, L OBP: 0.316, SLG: 0.379 (1, 2)	0-0 SF7		0-0 4-3		0-0 F8			0-0 F8	0-0 SF8	2	0	0	2	0	0	0	
Don Hahn, R OBP: 0.348, SLG: 0.358 Ken Boswell, L OBP: 0.286, SLG: 0.302 (9, PH)	0-0 FC4-6		0-0 F2		0-0 P5			0-0 P5	0-0 E4	3	0	0	0	0	0	2	
Tug McGraw, R OBP: 0.214, SLG: 0.167 Ed Kranepool, L OBP: 0.371, SLG: 0.434 Ted Martinez, R OBP: 0.257, SLG: 0.324 Bob Apodaca, R OBP: 0.227, SLG: 0.263 Brock Pemberton, S OBP: 0.277, SLG: 0.277 (9, PH)		0-3 K			0-3 K			0-0 SH5-4	0-3 K	2	0	0	0	0	2	0	
Inning Stats	R: 3 E: 0 K: 0 S: 6	H: 3 LOB: 2 BB: 2 P: 14	R: 0 E: 0 K: 1 S: 5	H: 0 LOB: 0 BB: 0 P: 5	R: 0 E: 0 K: 0 S: 3	H: 0 LOB: 0 BB: 0 P: 3	R: 0 E: 0 K: 0 S: 3	H: 0 LOB: 0 BB: 0 P: 3	R: 0 E: 0 K: 0 S: 3	H: 1 LOB: 2 BB: 0 P: 4	R: 1 E: 1 K: 2 S: 11	H: 3 LOB: 3 BB: 0 P: 11	1B: 6 2B: 1 3B: 0 HR: 0	SF: 2 SAC: 1 DP: 0 HBP: 0	WP: 0 PB: 0 SB: 0 CS: 0	PA: 37	
PITCHER	IP WLS BF H R ER SO BB IBB HBP BLK WP HR S P ERA WHIP	1.0 8 24 3 1 1 3 0 0 0 0 0 0 30 30 1.29 0.429	7.0 W 24 3 1 1 3 0 0 0 0 0 0 9 9 0.00 1.000														

Montreal Expos @ New York Mets
Shea Stadium, Flushing, NY
Tue Sep 10 1974, 7:05 PM EDT
Att: 9,951 - Unknown

AB 32
R 4
H 7
RBI 4
BB 2
SO 5
LOB 15



Batter	1	2	3	4	5	6	7	8	9	AB	R	H	RBI	BB	SO	LOB	TOP																			
Rick Monday, L OBP: 0.378, SLG: 0.469 (1, 8)	F6			BB 1B		HR		6-3		4	1	2	1	0	0	0	Chicago Cubs @ Montreal Expos Jarry Park, Montreal, QB Wed Sep 11 1974, 7:05 PM EDT Unknown - 78 F																			
Don Kessinger, S OBP: 0.339, SLG: 0.325 (1, 6)	G3-6-3 1B			FC5-4 BB		1-3		FC5-4 1B		3	0	2	0	1	0	0																				
Ralph LaCock, L OBP: 0.210, SLG: 0.288 (1, 9)	G3-6-3 1-2			F5		BB BB		FC5-4 1-2		3	0	0	0	1	0	4																				
Jose Cardenal, R OBP: 0.369, SLG: 0.458 (1, 7)		4-3		F9		G5-4-3 BB		1-3		3	0	0	0	1	0	3																				
Bill Madlock, R OBP: 0.363, SLG: 0.424 (1, 5)	F4			FC5-4 1-2		G5-4-3 1-2			6-3	4	0	0	0	0	0	4																				
Andre Thornton, R OBP: 0.388, SLG: 0.444 (1, 3)	K								6-3	3	0	0	0	1	1	0																				
Rick Stelmazek, L OBP: 0.366, SLG: 0.344 (1, 2)			F4		F3				4-3	4	0	0	0	0	0	1																				
Billy Grabarkewitz, R OBP: 0.321, SLG: 0.299 (1, 4)			F6		1-3					3	0	1	0	0	0	1																				
Bill Bonham, R OBP: 0.169, SLG: 0.173 (1, 1)										2	0	0	0	0	0	1																				
Gene Hiser, L OBP: 0.167, SLG: 0.167 (7, PH)										1	0	0	0	0	0	1																				
Ken Frailing, L OBP: 0.281, SLG: 0.258 (7, 1)										0	0	0	0	0	0	0																				
Inning Stats	R: 0 E: 0 K: 0 S: 3	H: 1 LOB: 0 BB: 0 P: 3	R: 0 E: 0 K: 1 S: 5	H: 0 LOB: 0 BB: 0 P: 5	R: 0 E: 0 K: 0 S: 3	H: 0 LOB: 0 BB: 0 P: 3	R: 0 E: 0 K: 0 S: 4	H: 1 LOB: 2 BB: 1 P: 8	R: 0 E: 0 K: 0 S: 3	H: 0 LOB: 1 BB: 1 P: 7	R: 1 E: 0 K: 0 S: 3	H: 1 LOB: 1 BB: 2 P: 11	R: 0 E: 0 K: 0 S: 4	H: 1 LOB: 1 BB: 0 P: 4	R: 0 E: 0 K: 0 S: 4	H: 1 LOB: 1 BB: 0 P: 3	1B: 4 2B: 0 3B: 0 HR: 1	SF: 0 SAC: 0 DP: 2 HBP: 0	WP: 0 PB: 0 SB: 0 CS: 0	PA: 34																
PITCHER	IP	WLS	BF	H	R	ER	SO	BB	IBB	HBP	BLK	WP	HR	S	P	ERA	WHIP	PITCHER		IP	WLS	BF	H	R	ER	SO	BB	IBB	HBP	BLK	WP	HR	S	P	ERA	WHIP
Steve Renko, R ERA: 4.01 (1, 1)	5.1	W	22	3	1	1	1	4	0	0	0	0	1	20	36	1.69	1.312																			
Dale Murray, R ERA: 1.53 (6, 1)	3.2	S	12	2	0	0	0	0	0	0	0	0	0	12	12	0.00	0.545																			

AB	30
R	1
H	5
RBI	1
BB	4
SO	1
LOB	15



Batter	1	2	3	4	5	6	7	8	9	AB	R	H	RBI	BB	SO	LOB	BOTTOM																			
Larry Lintz, S OBP: 0.339, SLG: 0.297 (1, 4)	1B SF8 BB		L6		1B BB		1-3			2	1	0	0	2	0	0	Chicago Cubs @ Montreal Expos Jarry Park, Montreal, QB Wed Sep 11 1974, 7:05 PM EDT Unknown - 78 F																			
Tim Foli, R OBP: 0.293, SLG: 0.289 (1, 6)	1-3 HR 1B		1-3 1B		1-3 2H 1B		F9			4	1	3	1	0	0	0																				
Willie Davis, L OBP: 0.315, SLG: 0.410 (1, 8)	SF8 3H		1-3 1-2		G3-6-3 1-2		4-3			3	0	0	1	0	0	3																				
Ken Singleton, S OBP: 0.382, SLG: 0.381 (1, 9)	K		G3					F9		3	1	1	0	0	1	2																				
Bob Bailey, R OBP: 0.392, SLG: 0.432 (8, PH)										1	0	0	0	0	0	0																				
Tony Scott, S OBP: 1.000, SLG: 1.000 (9, 9)										0	0	0	0	0	0	0																				
Mike Jorgensen, L OBP: 0.433, SLG: 0.494 (1, 3)				4-3		HR 2B		F9		4	2	2	4	0	0	0																				
Warren Cromartie, L OBP: 0.333, SLG: 0.458 (1, 7)	1-H HR					2H HR				2	0	0	0	1	0	0																				
Pepe Mangual, R OBP: 0.333, SLG: 0.458 (8, PH)	5-3			G1-6-3 BB		G3		1B		1	0	1	0	0	0	0																				
Bob Stinson, S OBP: 0.294, SLG: 0.230 (1, 2)		K		G1-6-3 1-2				L9		3	0	0	0	1	1	2																				
Larry Parrish, R OBP: 0.190, SLG: 0.158 (1, 5)		5-3				SH1-4 1B BB		K		2	1	0	0	1	1	1																				
Steve Renko, R OBP: 0.269, SLG: 0.329 (1, 1)										1	0	0	0	0	1	0																				
Dale Murray, R ERA: 3.85 (6, 1)										1	0	0	0	0	1	1																				
Inning Stats	R: 3 E: 0 K: 1 S: 7	H: 2 LOB: 0 BB: 1 P: 11	R: 0 E: 0 K: 2 S: 7	H: 0 LOB: 0 BB: 0 P: 7	R: 0 E: 0 K: 0 S: 4	H: 1 LOB: 1 BB: 0 P: 4	R: 0 E: 0 K: 0 S: 2	H: 0 LOB: 0 BB: 1 P: 6	R: 1 E: 0 K: 0 S: 3	H: 1 LOB: 1 BB: 2 P: 11	R: 2 E: 0 K: 2 S: 9	H: 2 LOB: 1 BB: 1 P: 13	R: 0 E: 0 K: 0 S: 3	H: 0 LOB: 0 BB: 0 P: 3	R: 0 E: 0 K: 0 S: 4	H: 1 LOB: 1 BB: 0 P: 4	1B: 4 2B: 1 3B: 0 HR: 2	SF: 1 SAC: 1 DP: 2 HBP: 0	WP: 0 PB: 0 SB: 1 CS: 0	PA: 34																
PITCHER	IP	WLS	BF	H	R	ER	SO	BB	IBB	HBP	BLK	WP	HR	S	P	ERA	WHIP	PITCHER		IP	WLS	BF	H	R	ER	SO	BB	IBB	HBP	BLK	WP	HR	S	P	ERA	WHIP
Bill Bonham, R ERA: 3.72 (1, 1)	6.0	L	27	6	6	6	5	5	0	0	0	0	2	32	52	9.00	1.833																			
Ken Frailing, L ERA: 3.85 (7, 1)	2.0		7	1	0	0	0	0	0	0	0	0	0	7	7	0.00	0.500																			

AB	27
R	6
H	7
RBI	6
BB	5
SO	5
LOB	9



Batter	1	2	3	4	5	6	7	8	9	AB	R	H	RBI	BB	SO	LOB	TOP					
Rick Monday, L OBP: 0.377, SLG: 0.467 Herb Hutson, R (7, 1)	F8				4-3		F8		F8	4	0	1	0	0	0	0	Chicago Cubs @ Montreal Expos Jarry Park, Montreal, QB Wed Sep 11, 1974, 7:05 PM EDT Att: 7,462 - Unknown					
Gene Hiser, L OBP: 0.143, SLG: 0.143 (9, PH)			G3-6-1 1B							0	0	0	0	0	0	0						
Ralph LaCock, L OBP: 0.224, SLG: 0.274 (1, 3)	G3		G3-6-1 1-2				FC4-6 BB		6-3	3	0	0	0	2	0	1						
Chris Ward, L OBP: 0.300, SLG: 0.270 (1, 7)	F9				F4		FC4-6 1-2			3	0	0	0	1	0	2						
Jerry Morales, R OBP: 0.315, SLG: 0.407 (1, 9)		6-3		FC5-4 1B 1-2	F7				6-3	4	1	0	0	0	2							
Bill Madlock, R OBP: 0.362, SLG: 0.423 Billy Grabarkewitz, R OBP: 0.325, SLG: 0.319 (6, 4)				K			F9			3	1	1	0	0	1	1						
Georges Mittenwald, R OBP: 0.307, SLG: 0.388 (1, 2)		HR 1B							SF9 3B	3	0	1	1	0	2	1						
Ron Dunn, R OBP: 0.379, SLG: 0.556 (6, 5)										3	0	1	1	0	2	1						
Rob Sperring, R OBP: 0.235, SLG: 0.219 (1, 6)										4	1	4	3	0	0	0						
Ray Burris, R OBP: 0.214, SLG: 0.083 Dave LaRoche, L OBP: 0.273, SLG: 0.364 Jim Tyrone, R OBP: 0.206, SLG: 0.262 (7, 8)										3	0	0	0	1	1	2						
Tom Walker, R ERA: 4.29 Chuck Taylor, R ERA: 2.25 (6, 1)										2	0	0	0	0	1	3						
Inning Stats	R: 0 E: 0 K: 0 S: 3	H: 0 LOB: 0 BB: 0 P: 3	R: 2 E: 0 K: 2 S: 9	H: 2 LOB: 0 BB: 0 P: 9	R: 0 E: 0 K: 1 S: 5	H: 1 LOB: 0 BB: 0 P: 5	R: 1 E: 0 K: 1 S: 7	H: 2 LOB: 3 BB: 2 P: 15	R: 0 E: 0 K: 0 S: 3	H: 0 LOB: 1 BB: 1 P: 7	R: 0 E: 0 K: 1 S: 6	H: 1 LOB: 1 BB: 0 P: 6	R: 0 E: 0 K: 0 S: 3	H: 0 LOB: 1 BB: 1 P: 7	R: 1 E: 0 K: 0 S: 5	H: 2 LOB: 1 BB: 0 P: 5		R: 0 E: 0 K: 0 S: 3	H: 0 LOB: 0 BB: 0 P: 3	1B: 3 2B: 3 3B: 1 HR: 1	SF: 1 SAC: 0 DP: 1 HBP: 0	WP: 0 PB: 0 SB: 0 CS: 0

Batter	1	2	3	4	5	6	7	8	9	AB	R	H	RBI	BB	SO	LOB	BOTTOM				
Larry Lintz, S OBP: 0.339, SLG: 0.295 (1, 4)	K	6-3		F7	BB SH3-4 E 1-2 3H 1B	FC4-6 BB		F7		5	1	1	1	1	1	2	Chicago Cubs @ Montreal Expos Jarry Park, Montreal, QB Wed Sep 11, 1974, 7:05 PM EDT Att: 7,462 - Unknown				
Tim Foli, R OBP: 0.297, SLG: 0.293 (1, 6)	HR 1B	BB S 1B		S WP 1B	SH3-4 1-2 2-3 1B	FC4-6 1-2		F9		5	2	3	0	0	0	3					
Willie Davis, L OBP: 0.314, SLG: 0.413 Ron Woods, R OBP: 0.309, SLG: 0.239 (7, 8)				F5	F6	F8				5	1	1	2	0	0	6					
Ken Singleton, S OBP: 0.386, SLG: 0.381 Tony Scott, S OBP: 1.000, SLG: 1.000 (8, 9)										1	0	0	0	0	1	2					
Mike Jorgensen, L OBP: 0.436, SLG: 0.496 (1, 3)										2	3	1	1	3	1	0					
Ron Fairly, L OBP: 0.380, SLG: 0.430 Chuck Taylor, R OBP: 0.364, SLG: 0.400 (6, 1)										0	0	0	0	0	0	0					
Barry Foote, R OBP: 0.313, SLG: 0.399 (1, 2)										3	1	1	2	2	0	1					
Larry Parrish, R OBP: 0.269, SLG: 0.261 (1, 5)										3	2	1	1	1	0	5					
Tom Walker, R OBP: 0.286, SLG: 0.308 Jim Northrup, L OBP: 0.307, SLG: 0.363 Warren Cromartie, L OBP: 0.469, SLG: 0.440 (6, 7)										1	0	0	0	0	1	0					
Barry Foote, R OBP: 0.313, SLG: 0.399 (1, 2)										1	0	0	0	0	1	0					
Inning Stats	R: 4 E: 0 K: 1 S: 9	H: 4 LOB: 2 BB: 1 P: 14	R: 0 E: 0 K: 0 S: 4	H: 1 LOB: 3 BB: 2 P: 12	R: 0 E: 0 K: 1 S: 5	H: 0 LOB: 0 BB: 0 P: 5	R: 2 E: 0 K: 0 S: 6	H: 3 LOB: 2 BB: 1 P: 10	R: 3 E: 1 K: 1 S: 10	H: 3 LOB: 2 BB: 2 P: 18	R: 0 E: 0 K: 0 S: 3	H: 0 LOB: 1 BB: 1 P: 7	R: 0 E: 0 K: 2 S: 7	H: 0 LOB: 0 BB: 0 P: 7	R: 1 E: 0 K: 1 S: 7	H: 2 LOB: 2 BB: 1 P: 11		1B: 6 2B: 5 3B: 1 HR: 1	SF: 0 SAC: 1 DP: 0 HBP: 1	WP: 2 PB: 0 SB: 2 CS: 0	PA: 48
Ray Burris, R ERA: 6.52 Dave LaRoche, L ERA: 4.69 Herb Hutson, R ERA: 3.75 (7, 1)										2	0	0	0	0	0	2					
Tom Walker, R ERA: 4.29 Chuck Taylor, R ERA: 2.25 (6, 1)										1	0	0	0	0	1	0					
Ray Burris, R ERA: 6.52 Dave LaRoche, L ERA: 4.69 Herb Hutson, R ERA: 3.75 (7, 1)										0	1	0	0	0	0	0					
Tom Walker, R ERA: 4.29 Chuck Taylor, R ERA: 2.25 (6, 1)										1	0	0	0	1	0	0					
Inning Stats	R: 4 E: 0 K: 1 S: 9	H: 4 LOB: 2 BB: 1 P: 14	R: 0 E: 0 K: 0 S: 4	H: 1 LOB: 3 BB: 2 P: 12	R: 0 E: 0 K: 1 S: 5	H: 0 LOB: 0 BB: 0 P: 5	R: 2 E: 0 K: 0 S: 6	H: 3 LOB: 2 BB: 1 P: 10	R: 3 E: 1 K: 1 S: 10	H: 3 LOB: 2 BB: 2 P: 18	R: 0 E: 0 K: 0 S: 3	H: 0 LOB: 1 BB: 1 P: 7	R: 0 E: 0 K: 2 S: 7	H: 0 LOB: 0 BB: 0 P: 7	R: 1 E: 0 K: 1 S: 7	H: 2 LOB: 2 BB: 1 P: 11	1B: 6 2B: 5 3B: 1 HR: 1	SF: 0 SAC: 1 DP: 0 HBP: 1	WP: 2 PB: 0 SB: 2 CS: 0	PA: 48	



Batter	1	2	3	4	5	6	7	8	9	AB	R	H	RBI	BB	SO	LOB	TOP
Rick Monday, L OBP: 0.374, SLG: 0.463 (1, 8)	0-0 5-3	0-0 4-3			0-0 L8			0-0 4-3		4	0	0	0	0	0	2	
Don Kessinger, S OBP: 0.336, SLG: 0.323 (1, 6)	4-0 1-3 1B		0-0 F9		0-0 1-3			0-0 4-3		3	1	0	0	1	0	0	
Jose Cardenal, R OBP: 0.370, SLG: 0.459 (1, 7)	0-0 1-3		0-0 5-3		0-0	CS 1B		0-0 FC5-4 1B		4	0	2	0	0	0	1	
Jerry Morales, R OBP: 0.315, SLG: 0.406 (1, 9)	0-0 FC6-4 2H 1B		0-0 5-3		0-0 F5	1-2		0-0 FC5-4 F9 BB		4	0	1	1	0	0	2	
Bill Madlock, R OBP: 0.361, SLG: 0.420 (1, 5)	0-0 FC6-4 1-2		0-0	0-0 5-3		0-3 K		0-0 1-2 BB		3	0	0	0	1	1	1	
Andre Thornton, R OBP: 0.367, SLG: 0.441 (1, 3)		0-3 K		0-0 1B			0-0 F8	0-0 F9		4	0	1	0	0	1	2	
Steve Swisher, R OBP: 0.328, SLG: 0.310 (1, 2)		0-0 6-3		0-3 K			0-0 5-3	0-0 F8		4	0	0	0	0	1	3	
Ron Dunn, R OBP: 0.375, SLG: 0.533 (1, 4)		0-0 BB 1B		0-3 K			0-0 F3			3	0	1	0	0	1	1	
Tom Detmore, L OBP: 0.333, SLG: 0.364 (1, 1)		4-0 BB		0-0 F7			0-0 F7			2	0	0	0	1	0	0	
Ken Frailing, L OBP: 0.261, SLG: 0.258 (8, 1)										0	0	0	0	0	0	0	
Oscar Zamora, R OBP: 0.200, SLG: 0.200 (8, 1)		1-2 BB								0	0	0	0	0	0	0	
Inning Stats	R: 1 E: 0 K: 0 S: 4	H: 1 LOB: 1 BB: 1 P: 8	R: 0 E: 0 K: 1 S: 6	H: 1 LOB: 2 BB: 1 P: 10	R: 0 E: 0 K: 0 S: 3	H: 0 LOB: 0 BB: 0 P: 3	R: 0 E: 0 K: 2 S: 8	H: 1 LOB: 1 BB: 0 P: 8	R: 0 E: 0 K: 0 S: 3	H: 0 LOB: 0 BB: 0 P: 3	R: 0 E: 0 K: 0 S: 3	H: 0 LOB: 0 BB: 0 P: 3	R: 0 E: 0 K: 0 S: 3	H: 1 LOB: 2 BB: 1 P: 8	1B: 5 2B: 0 3B: 0 HR: 0	SF: 0 SAC: 0 DP: 0 HBP: 0	WP: 0 PA: 34 PB: 0 SB: 0 CS: 1
PITCHER	IP	WLS	BF	H	R	ER	SO	BB	IBB	HBP	BLK	WP	HR	S	P	ERA	WHIP
Mike Torrez, R ERA: 3.87 (1, 1)	8.1	W	32	5	1	1	4	3	0	0	0	0	0	37	49	1.08	0.960
Dale Murray, R ERA: 1.51 (9, 1)	0.2	S	2	0	0	0	0	0	0	0	0	0	0	2	2	0.00	0.000

Chicago Cubs @ Montreal Expos
Jarry Park, Montreal, QB
Thu Sep 12 1974, 7:05 PM EDT
Att. 5,163 - Unknown - 70 F

AB 31
R 1
H 5
RBI 1
BB 3
SO 4
LOB 12



Batter	1	2	3	4	5	6	7	8	9	AB	R	H	RBI	BB	SO	LOB	BOTTOM		
Larry Lintz, S OBP: 0.341, SLG: 0.293 (1, 4)	0-3 K		4-0 FC5-4 S BB		0-0 1-3			4-0 S BB		2	0	0	0	2	1	1			
Tim Foli, R OBP: 0.296, SLG: 0.293 (1, 6)	0-0 6-3		0-0 FC5-6-5		0-0 1B			0-0 5-3		4	0	1	0	0	0	2			
Willie Davis, L OBP: 0.316, SLG: 0.414 (1, 8)	0-3 K		0-3 K		0-0 1B			0-0 1B E SF8		4	1	2	1	0	2	1			
Ken Singleton, S OBP: 0.385, SLG: 0.381 (8, PH)		0-3 K		0-0 4-1 1B				0-0 FC SF8 1B		3	0	1	0	0	1	2			
Ron Woods, R OBP: 0.307, SLG: 0.237 (9, 7)				4-3 1B	4-3			0-0 F9		1	0	0	0	0	0	1			
Mike Jorgensen, L OBP: 0.433, SLG: 0.492 (1, 3)		0-0 FC6-4 BB 1B		0-0 4-3				0-0 6-3		4	0	1	0	0	0	3			
Warren Cromartie, L OBP: 0.333, SLG: 0.143 (8, PH)		4-0 BB		0-0 4-1 1B				0-0 F9		2	0	1	0	1	0	1			
Bob Bailey, R OBP: 0.593, SLG: 0.433 (8, PH)				0-0 4-1				0-0 WP		1	0	1	0	0	0	0			
Tony Scott, S OBP: 1.000, SLG: 1.000 (9, 9)		0-0 FC6-4 BB		0-0 4-1				0-0 1B		0	0	0	0	0	0	0			
Barry Foote, R OBP: 0.310, SLG: 0.396 (1, 2)		0-0 FC6-4		0-3 K				0-0 SF8		3	0	0	1	0	1	4			
Larry Parrish, R OBP: 0.267, SLG: 0.231 (1, 5)		0-0 F8		0-3 K				0-0 SF8		3	0	0	0	1	1	2			
Mike Torrez, R OBP: 0.105, SLG: 0.089 (1, 1)			0-0 F3		0-0 K			0-0 IBB		4	1	1	0	0	1	3			
Dale Murray, R ERA: 3.31 (9, 1)				0-0 1B 1-3 1B				0-0 K		0	0	0	0	0	0	0			
Inning Stats	R: 0 E: 0 K: 2 S: 7	H: 0 LOB: 0 BB: 0 P: 7	R: 0 E: 0 K: 1 S: 6	H: 1 LOB: 2 BB: 1 P: 10	R: 0 E: 0 K: 1 S: 5	H: 0 LOB: 1 BB: 1 P: 9	R: 0 E: 0 K: 1 S: 6	H: 1 LOB: 1 BB: 0 P: 6	R: 1 E: 0 K: 1 S: 8	H: 3 LOB: 2 BB: 0 P: 8	R: 0 E: 0 K: 0 S: 3	H: 1 LOB: 0 BB: 0 P: 3	R: 0 E: 0 K: 0 S: 3	H: 0 LOB: 1 BB: 1 P: 7	R: 1 E: 1 K: 1 S: 8	H: 2 LOB: 3 BB: 1 P: 12	1B: 8 2B: 0 3B: 0 HR: 0	SF: 1 SAC: 0 DP: 1 HBP: 0	WP: 1 PA: 36 PB: 0 SB: 2 CS: 0
PITCHER	IP	WLS	BF	H	R	ER	SO	BB	IBB	HBP	BLK	WP	HR	S	P	ERA	WHIP		
Tom Detmore, R ERA: 3.57 (1, 1)	7.0	L	30	7	2	1	6	3	0	0	0	0	0	39	51	1.29	1.429		
Ken Frailing, L ERA: 3.53 (8, 1)	0.2		5	1	0	0	0	0	1	0	0	1	0	4	8	0.00	1.500		
Oscar Zamora, R ERA: 3.31 (8, 1)	0.1		1	0	0	0	1	0	0	0	0	0	0	3	3	0.00	0.000		


Chicago Cubs @ Montreal Expos
Jarry Park, Montreal, QB
Thu Sep 12 1974, 7:05 PM EDT
Att. 5,163 - Unknown - 70 F

AB 31
R 2
H 8
RBI 2
BB 4
SO 7
LOB 20




Batter	1	2	3	4	5	6	7	8	9	AB	R	H	RBI	BB	SO	LOB	TOP									
Rennie Stennett, R (1, 4) OBP: 0.322, SLG: 0.381	0-0 5-3		0-0 6-3			0-0 G3 1B		0-0 HBP 1B		4	0	2	0	0	0	0	Pittsburgh Pirates @ Montreal Expos Jarry Park, Montreal, QB Fri Sep 13 1974, 7:05 PM EDT Att: 9,283 - Unknown									
Richie Hebner, L (1, 5) Miguel Dilone, S (8, PR) Art Howe, R (8, 5) OBP: 0.374, SLG: 0.457 OBP: 0.329, SLG: 0.403	0-0 3-1		0-0 4-3			0-0 G3		1-0 G6-3 HBP		3	0	0	0	0	0	1										
Al Oliver, L (1, 8) OBP: 0.352, SLG: 0.460	4-0 BB			0-0 4-3		0-0 F8		0-0 G6-3		3	0	0	0	1	0	3										
Willie Stargell, L (1, 7) OBP: 0.415, SLG: 0.567	0-3 K			0-0 G3			0-0 4-3		0-0 6-3	4	0	0	0	0	1	1										
Dave Parker, L (1, 9) OBP: 0.335, SLG: 0.429		0-0 2B 1B		0-0 4-3			0-0 FC6-4 1B		0-0 L8	4	1	2	0	0	0	0										
Manny Sanguillen, R (1, 2) OBP: 0.307, SLG: 0.373		0-0 5-3 1-H F9 2B			0-0 3-1		0-0 FC6-4 WP 1B		0-0 E6 2B	4	1	1	1	0	0	1										
Ed Kirkpatrick, L (1, 3) Dave Augustine, R (9, PR) Paul Popovich, S (9, 6) OBP: 0.366, SLG: 0.366 OBP: 0.182, SLG: 0.182 OBP: 0.241, SLG: 0.222		0-0 5-3			0-0 3-1		0-0 1-2 1B		0-0 2B	4	0	2	1	0	0	1										
Frank Taveras, R (1, 6) OBP: 0.297, SLG: 0.268		0-0 F9			0-0 6-3		0-0 6-3		0-3 K	2	0	0	0	0	0	1										
Richie Zisk, R (7, PH) Mario Mendoza, R (7, 6) Bob Robertson, R (9, PH) OBP: 0.385, SLG: 0.488 OBP: 0.265, SLG: 0.258 OBP: 0.329, SLG: 0.490		0-0 3-H F9			0-0 6-3		0-0 2-3		0-3 K	1	0	0	0	0	0	2										
Jim Rooker, R (1, 1) OBP: 0.352, SLG: 0.434			0-0 F8			0-3 K		0-0 F7		3	0	0	0	0	1	0										
Inning Stats	R: 0 E: 0 K: 1 S: 5	H: 0 LOB: 1 BB: 1 P: 9	R: 1 E: 0 K: 0 S: 4	H: 2 LOB: 0 BB: 0 P: 4	R: 0 E: 0 K: 0 S: 3	H: 0 LOB: 0 BB: 0 P: 3	R: 0 E: 0 K: 0 S: 3	H: 0 LOB: 0 BB: 0 P: 3	R: 0 E: 0 K: 1 S: 6	H: 1 LOB: 1 BB: 0 P: 6	R: 0 E: 0 K: 0 S: 5	H: 2 LOB: 2 BB: 0 P: 5	R: 0 E: 0 K: 0 S: 3	H: 1 LOB: 2 BB: 0 P: 4	R: 1 E: 1 K: 1 S: 7	H: 1 LOB: 1 BB: 0 P: 7	1B: 5 2B: 2 3B: 0 HR: 0	SF: 0 SAC: 0 DP: 1 HBP: 1	WP: 1 PB: 0 SB: 0 CS: 0	PA: 35						
PITCHER Steve Rogers, R (1, 1) ERA: 4.63	IP: 9.0 WLS: W BF: 35	H: 7 R: 2 ER: 1 SO: 3	BB: 1 IBB: 0 HBP: 1 BLK: 0	WP: 1 HR: 0 S: 39 P: 44	ERA: 1.00 WHIP: 0.889											ERA: 1.00 WHIP: 0.889										

AB	33
R	2
H	7
RBI	2
BB	1
SO	3
LOB	11



Batter	1	2	3	4	5	6	7	8	9	AB	R	H	RBI	BB	SO	LOB	BOTTOM									
Larry Lintz, S (1, 4) OBP: 0.340, SLG: 0.289	0-3 K		0-0 6-3			0-0 5-3		4-0 L9 BB		3	0	0	0	1	1	1	Pittsburgh Pirates @ Montreal Expos Jarry Park, Montreal, QB Fri Sep 13 1974, 7:05 PM EDT Att: 9,283 - Unknown									
Tim Foli, R (1, 6) OBP: 0.293, SLG: 0.290	0-3 K		0-0 F4			0-0 4-3		0-0 L9		4	0	0	0	0	1	3										
Willie Davis, L (1, 8) OBP: 0.314, SLG: 0.411	0-3 K			0-0 E3 1B		0-0 F8		0-0 F3		4	1	0	0	0	1	0										
Bob Bailey, R (1, 7) OBP: 0.393, SLG: 0.432		0-3 K			0-0 E3 1B		0-3 K		0-0 3B 1B	3	0	1	1	0	2	0										
Tony Scott, S (8, 9) Hal Breeden, R (9, PH) Ron Woods, R (9, PR) OBP: 1.000, SLG: 1.000 OBP: 0.340, SLG: 0.368 OBP: 0.307, SLG: 0.237		0-0 K		0-0 B1-3-5 2H 1B		0-0 K		0-0 3B 1B		0	0	0	0	0	0	0										
Barry Foote, R (1, 2) OBP: 0.312, SLG: 0.402		0-0 F7		0-0 6-3		0-0 1B		0-0 1B		4	0	2	1	0	0	1										
Mike Jorgensen, L (1, 3) OBP: 0.429, SLG: 0.486		0-3 K		0-0 B1-3-5		0-3 K		0-3 K		3	0	0	0	0	2	2										
Pepe Mangual, R (1, 9) OBP: 0.345, SLG: 0.429			0-0 E 4-3 1B		0-3 K		0-0 F9			3	1	1	0	0	1	1										
Larry Parrish, R (1, 5) OBP: 0.273, SLG: 0.241			0-0 E5 4-3 1B		0-0 5-3			0-0 BB 1B		3	0	1	0	0	0	1										
Steve Rogers, R (1, 1) OBP: 0.235, SLG: 0.151			0-0 4-3		0-0 4-3			0-0 B1		3	0	0	1	0	0	2										
Inning Stats	R: 0 E: 0 K: 3 S: 9	H: 0 LOB: 0 BB: 0 P: 9	R: 0 E: 0 K: 2 S: 7	H: 0 LOB: 0 BB: 0 P: 7	R: 1 E: 1 K: 0 S: 5	H: 1 LOB: 1 BB: 0 P: 5	R: 1 E: 1 K: 0 S: 4	H: 1 LOB: 0 BB: 0 P: 4	R: 0 E: 0 K: 1 S: 5	H: 0 LOB: 0 BB: 0 P: 5	R: 0 E: 0 K: 2 S: 8	H: 1 LOB: 1 BB: 0 P: 8	R: 0 E: 0 K: 0 S: 3	H: 1 LOB: 1 BB: 1 P: 7	R: 1 E: 0 K: 0 S: 3	H: 2 LOB: 2 BB: 0 P: 3	1B: 5 2B: 2 3B: 1 HR: 0	SF: 0 SAC: 0 DP: 2 HBP: 0	WP: 0 PB: 0 SB: 0 CS: 0	PA: 32						
PITCHER Jim Rooker, L (1, 1) ERA: 2.95	IP: 8.1 WLS: L BF: 32	H: 6 R: 3 ER: 1 SO: 8	BB: 1 IBB: 0 HBP: 0 BLK: 0	WP: 0 HR: 0 S: 47 P: 51	ERA: 1.08 WHIP: 0.840											ERA: 1.08 WHIP: 0.840										



Batter	1	2	3	4	5	6	7	8	9	AB	R	H	RBI	BB	SO	LOB	TOP			
Rennie Stennett, R OBP: 0.320, SLG: 0.378 (1,4)										5	1	2	0	0	0	3	Pittsburgh Pirates @ Montreal Expos Jarry Park, Montreal, QB Sun Sep 15 1974, 3:33 AM EDT Att: 15,438 - Unknown			
Richie Hebner, L OBP: 0.374, SLG: 0.466 (1,5)										5	1	1	1	0	1	3				
Al Oliver, L OBP: 0.354, SLG: 0.459 (1,8)										5	1	2	0	0	1	1				
Willie Stargell, L OBP: 0.411, SLG: 0.561 (1,7)										4	0	0	0	0	1	3				
Richie Zisk, R OBP: 0.385, SLG: 0.485 (1,9)										4	0	1	1	0	2	1				
Manny Sanguillen, R OBP: 0.365, SLG: 0.370 (1,2)										4	0	1	1	0	0	1				
Ed Kirkpatrick, L OBP: 0.362, SLG: 0.368 (8, PR)										4	0	2	0	0	2	2				
Bob Robertson, R OBP: 0.329, SLG: 0.490 (8, 3)										0	0	0	0	0	0	0				
Frank Taveras, R OBP: 0.300, SLG: 0.270 (8, PH)										3	1	2	0	0	0	1				
Dave Parker, L OBP: 0.335, SLG: 0.431 (8, 6)										1	0	0	0	0	0	1				
Mario Mendoza, R OBP: 0.265, SLG: 0.258 (8, 6)										0	0	0	0	0	0	0				
Ken Brett, L OBP: 0.337, SLG: 0.452 (1, 1)										3	0	1	1	0	0	2				
Ramon Hernandez, S OBP: 0.333, SLG: 0.667 (7, 1)										0	0	0	0	0	0	0				
Paul Popovich, S OBP: 0.247, SLG: 0.230 (9, PH)										1	0	0	0	0	1	0				
Inning Stats	R: 2 E: 0 K: 1 S: 9	H: 4 LOB: 2 BB: 0 P: 9	R: 0 E: 0 K: 0 S: 4	H: 1 LOB: 1 BB: 0 P: 4	R: 0 E: 0 K: 1 S: 6	H: 1 LOB: 1 BB: 0 P: 6	R: 0 E: 0 K: 0 S: 4	H: 1 LOB: 0 BB: 0 P: 4	R: 1 E: 0 K: 1 S: 6	H: 1 LOB: 0 BB: 0 P: 6	R: 0 E: 0 K: 3 S: 9	H: 0 LOB: 0 BB: 0 P: 9	R: 0 E: 0 K: 0 S: 4	H: 1 LOB: 2 BB: 0 P: 4	R: 0 E: 0 K: 1 S: 6	H: 1 LOB: 1 BB: 0 P: 6	1B: 10 2B: 1 3B: 0 HR: 1	SF: 0 SAC: 0 DP: 0 HBP: 0	WP: 0 PB: 0 SB: 3 CS: 0	PA: 39
PITCHER	IP WLS BF H R ER SO BB IBB HBP BLK WP HR S P ERA WHIP																			
Steve Renko, R ERA: 4.0 (1, 1)	7.0 W 31 10 4 3 7 0 0 0 0 0 1 45 45 3.86 1.429																			
Dale Murray, R ERA: 1.45 (8, 1)	2.0 S 8 2 0 0 1 0 0 0 0 0 0 0 10 10 0.00 1.000																			

Batter	1	2	3	4	5	6	7	8	9	AB	R	H	RBI	BB	SO	LOB	BOTTOM			
Larry Lintz, S OBP: 0.342, SLG: 0.291 (1,4)										3	0	0	0	0	1	1	Pittsburgh Pirates @ Montreal Expos Jarry Park, Montreal, QB Sun Sep 15 1974, 3:33 AM EDT Att: 15,438 - Unknown			
Jose Morales, R OBP: 0.308, SLG: 0.560 (7, PH)										1	1	1	3	0	0	0				
Dale Murray, R ERA: 1.45 (8, 1)										0	0	0	0	0	0	0				
Tim Foli, R OBP: 0.298, SLG: 0.292 (1,6)										4	0	1	0	0	1	1				
Pepe Mangual, R OBP: 0.368, SLG: 0.400 (7, 7)										4	0	0	0	0	2	2				
Bob Bailey, R OBP: 0.394, SLG: 0.435 (1, 7)										2	1	1	0	1	0	0				
Willie Davis, L OBP: 0.315, SLG: 0.417 (7, 8)										1	0	0	0	0	0	0				
Barry Foote, R OBP: 0.314, SLG: 0.406 (1, 2)										4	0	1	1	0	0	2				
Ron Woods, R OBP: 0.298, SLG: 0.230 (1, 9)										4	0	0	0	0	0	1				
Mike Jorgensen, L OBP: 0.433, SLG: 0.496 (1, 3)										3	1	1	0	0	0	0				
Larry Parrish, R OBP: 0.357, SLG: 0.333 (1, 5)										3	1	2	1	0	1	0				
Steve Renko, R OBP: 0.275, SLG: 0.333 (1, 1)										2	0	1	0	0	0	1				
Hal Breeden, R OBP: 0.343, SLG: 0.371 (7, PH)										1	0	1	0	0	0	0				
Tony Scott, S OBP: 0.500, SLG: 0.500 (7, PR)										0	1	0	0	0	0	0				
Jim Cox, R OBP: 0.286, SLG: 0.301 (8, 4)										0	0	0	0	0	0	0				
Inning Stats	R: 0 E: 0 K: 2 S: 7	H: 0 LOB: 0 BB: 0 P: 7	R: 0 E: 0 K: 0 S: 3	H: 0 LOB: 0 BB: 0 P: 3	R: 0 E: 0 K: 1 S: 6	H: 1 LOB: 1 BB: 0 P: 6	R: 1 E: 0 K: 0 S: 5	H: 2 LOB: 1 BB: 0 P: 5	R: 0 E: 0 K: 0 S: 3	H: 1 LOB: 0 BB: 0 P: 3	R: 0 E: 0 K: 1 S: 6	H: 1 LOB: 2 BB: 1 P: 10	R: 4 E: 0 K: 1 S: 9	H: 4 LOB: 1 BB: 0 P: 9	R: 0 E: 0 K: 0 S: 3	H: 0 LOB: 0 BB: 0 P: 3	1B: 6 2B: 2 3B: 0 HR: 1	SF: 0 SAC: 0 DP: 1 HBP: 0	WP: 0 PB: 0 SB: 0 CS: 0	PA: 33
PITCHER	IP WLS BF H R ER SO BB IBB HBP BLK WP HR S P ERA WHIP																			
Ken Brett, L ERA: 2.94 (1, 1)	6.1 L 28 9 5 5 4 1 0 0 0 0 0 0 0 7 7 0.00 0.000																			
Ramon Hernandez, L ERA: 2.64 (7, 1)	1.2 5 0 0 0 1 0 0 0 0 0 0 0 7 7 0.00 0.000																			



Batter	1	2	3	4	5	6	7	8	9	AB	R	H	RBI	BB	SO	LOB	TOP					
Wayne Garrett, L (1,5) OBP: 0.328, SLG: 0.317										5	0	1	0	0	0	3	New York Mets @ Montreal Expos Jarry Park, Montreal, QB Mon Sep 16 1974, 7:05 PM EDT Unknown					
Felix Milten, R (1,4) OBP: 0.306, SLG: 0.299										5	0	0	0	0	0	2						
John Milner, L (1,3) OBP: 0.338, SLG: 0.424										4	0	2	0	1	0	1						
Rusty Staub, L (1,9) OBP: 0.356, SLG: 0.416										4	0	1	0	1	0	3						
Ed Kranepool, L (1,7) OBP: 0.359, SLG: 0.418										4	1	0	0	0	0	4						
Dave Schneck, L (1,8)										4	1	1	0	0	2	3						
Ted Martinez, R (1,6) OBP: 0.256, SLG: 0.323										4	0	0	0	0	1	1						
Duffy Dyer, R (1,2) OBP: 0.336, SLG: 0.230										3	0	1	0	1	1	1						
Jerry Koosman, R (1,1) OBP: 0.209, SLG: 0.188										3	0	2	1	0	0	1						
Ken Boswell, L (8, PH) OBP: 0.281, SLG: 0.291										1	0	0	0	0	0	0						
Bob Miller, R (8, 1) OBP: 0.111, SLG: 0.222										0	0	0	0	0	0	0						
Inning Stats	R: 0 E: 0 K: 0 S: 5	H: 2 LOB: 2 BB: 0 P: 5	R: 0 E: 0 K: 0 S: 3	H: 0 LOB: 1 BB: 1 P: 7	R: 0 E: 0 K: 0 S: 3	H: 1 LOB: 1 BB: 0 P: 3	R: 1 E: 2 K: 1 S: 7	H: 0 LOB: 1 BB: 0 P: 7	R: 0 E: 0 K: 0 S: 4	H: 1 LOB: 2 BB: 0 P: 8	R: 1 E: 0 K: 0 S: 6	H: 3 LOB: 2 BB: 0 P: 6	R: 0 E: 1 K: 1 S: 6	H: 0 LOB: 1 BB: 1 P: 10	R: 0 E: 0 K: 2 S: 7	H: 0 LOB: 0 BB: 0 P: 7	R: 0 E: 0 K: 0 S: 4	H: 1 LOB: 1 BB: 0 P: 4	1B: 7 2B: 0 3B: 1 HR: 0	SF: 0 SAC: 0 DP: 0 HBP: 0	WP: 0 PB: 0 SB: 0 CS: 0	PA: 40
PITCHER	IP WLS BF H R ER SO BB IBB HBP BLK WP HR S P ERA WHIP																					
Mike Torrez, R (1,1) ERA: 3.76	7.0 W 33 7 2 1 2 3 0 0 0 0 0 0 34 46 1.29 1.429																					
John Montague, R (8,1) ERA: 3.09	2.0 S 7 1 0 0 2 0 0 0 0 0 0 0 11 11 0.00 0.500																					


AB	37
R	2
H	8
RBI	1
BB	3
SO	4
LOB	19




Batter	1	2	3	4	5	6	7	8	9	AB	R	H	RBI	BB	SO	LOB	BOTTOM			
Pepe Manguat, R (1,9) OBP: 0.405, SLG: 0.421										3	1	2	0	1	0	0	New York Mets @ Montreal Expos Jarry Park, Montreal, QB Mon Sep 16 1974, 7:05 PM EDT Unknown			
Tim Foli, R (1,6) OBP: 0.300, SLG: 0.294										4	1	2	0	0	0	2				
Willie Davis, L (1,8) OBP: 0.313, SLG: 0.414										3	0	0	0	0	0	4				
Ron Woods, R (6,8) OBP: 0.303, SLG: 0.236										1	0	1	2	0	0	0				
Bob Bailey, R (1,7) OBP: 0.397, SLG: 0.435										2	0	1	0	2	1	0				
John Montague, R (8,1) OBP: 0.250, SLG: 0.100										0	0	0	0	0	0	0				
Barry Foote, R (1,2) OBP: 0.311, SLG: 0.402										4	0	0	0	0	2	4				
Hal Breeden, R (1,3) OBP: 0.343, SLG: 0.371										3	0	1	0	0	1	1				
Mike Jorgensen, L (8,3) OBP: 0.431, SLG: 0.494										1	0	0	0	0	1	0				
Jim Cox, R (1,4) OBP: 0.290, SLG: 0.305										4	1	2	0	0	0	3				
Larry Parrish, R (1,5) OBP: 0.326, SLG: 0.300										4	0	0	0	0	1	2				
Mike Torrez, R (1,1) OBP: 0.136, SLG: 0.123										1	0	1	1	1	0	0				
Jose Morales, R (7, PH) OBP: 0.296, SLG: 0.538										1	0	0	0	0	1	0				
Tony Scott, S (8,9) OBP: 0.500, SLG: 0.500										0	0	0	0	0	0	0				
Inning Stats	R: 0 E: 0 K: 0 S: 3	H: 0 LOB: 0 BB: 0 P: 3	R: 0 E: 0 K: 2 S: 7	H: 0 LOB: 0 BB: 0 P: 7	R: 1 E: 0 K: 0 S: 6	H: 4 LOB: 2 BB: 0 P: 6	R: 0 E: 0 K: 1 S: 6	H: 1 LOB: 1 BB: 0 P: 6	R: 0 E: 0 K: 0 S: 4	H: 1 LOB: 2 BB: 1 P: 8	R: 1 E: 1 K: 1 S: 5	H: 1 LOB: 1 BB: 1 P: 9	R: 2 E: 1 K: 1 S: 7	H: 2 LOB: 2 BB: 2 P: 15	R: 0 E: 0 K: 2 S: 7	H: 1 LOB: 0 BB: 0 P: 7	1B: 9 2B: 1 3B: 0 HR: 0	SF: 0 SAC: 0 DP: 1 HBP: 0	WP: 1 PB: 0 SB: 2 CS: 2	PA: 35
PITCHER	IP WLS BF H R ER SO BB IBB HBP BLK WP HR S P ERA WHIP																			
Jerry Koosman, L (1,1) ERA: 3.27	7.0 L 32 9 3 2 5 3 1 0 0 0 0 0 38 54 2.57 1.714																			
Bob Miller, R (8,1) ERA: 3.75	1.0 3 1 0 0 2 0 0 0 0 0 0 0 7 7 0.00 1.000																			

AB	31
R	3
H	10
RBI	3
BB	4
SO	7
LOB	16



Batter	1	2	3	4	5	6	7	8	9	AB	R	H	RBI	BB	SO	LOB	TOP
Wayne Garrett, L (1,5) X OBP: 0.327, SLG: 0.316	0-0 4-3			0-3 K	0-0 1B			0-0 4-3		4	0	1	2	0	1	0	<p>New York Mets @ Montreal Expos Jarry Park, Montreal, QB Mon Sep 16 1974, 7:05 PM EDT Att: 9,166 - Unknown</p> <p>AB 30 R 3 H 3 RBI 3 BB 2 SO 5 LOB 4</p> 
Ken Boswell, L (1,4) X Felix Millan, R (8,4)	0-0 4-3			0-0 G3	0-0 4-3			0-3 K		4	0	0	0	0	1	2	
John Milner, L (1,3) X OBP: 0.336, SLG: 0.420	0-0 4-3			0-0 F7		0-3 K			0-0 6-3	4	0	0	0	0	1	0	
Rusty Staub, L (1,9) X OBP: 0.355, SLG: 0.421		0-0 6-3			0-0 HR			0-0 5-3		4	1	1	1	0	0	0	
Ed Kranepool, L (1,7) X Jim Gosger, L (9,8)	0-0 4-3				0-0 1B 2B			0-0 F9		4	1	1	0	0	0	0	
Dave Schneck, L (1,8) X OBP: 0.281, SLG: 0.328	0-0 F8				0-0 F7			0-0 F2		3	0	0	0	0	0	1	
Ted Martinez, R (1,6) X OBP: 0.253, SLG: 0.319			0-0 F7		0-0 5-3			0-3 K		3	0	0	0	0	1	1	
Ron Hodges, L (1,2) X OBP: 0.319, SLG: 0.358			0-0 4-3		4-0 1B IBB			0-0 4-3		2	1	0	0	1	0	0	
Randy Sterling, S (1,1) X Tug McGraw, R (6,1)			0-3 K		4-0 1B BB			0-0 F8		1	0	0	0	1	1	0	
										1	0	0	0	0	0	0	
Inning Stats	R: 0 E: 0 K: 0 S: 3	H: 0 LOB: 0 BB: 0 P: 3	R: 0 E: 0 K: 0 S: 3	H: 0 LOB: 0 BB: 0 P: 3	R: 0 E: 0 K: 1 S: 5	H: 0 LOB: 0 BB: 0 P: 5	R: 0 E: 0 K: 1 S: 5	H: 0 LOB: 0 BB: 0 P: 5	R: 0 E: 0 K: 1 S: 5	H: 0 LOB: 0 BB: 0 P: 5	R: 0 E: 0 K: 0 S: 3	H: 0 LOB: 0 BB: 0 P: 3	R: 0 E: 0 K: 0 S: 3	H: 0 LOB: 0 BB: 0 P: 3	1B: 1 2B: 1 3B: 0 HR: 1	SF: 0 SAC: 0 DP: 0 HBP: 0	WP: 0 PA: 32 CS: 0
PITCHER	IP WLS BF H R ER SO BB IBB HBP BLK WP HR S P ERA WHIP																
Don Carrithers, R (1,1) ERA: 2.96	6.0 L 23 3 3 3 3 1 1 0 0 0 1 27 35 4.50 0.667																
Chuck Taylor, R (7,1) ERA: 2.15	3.0 9 0 0 0 2 0 0 0 0 0 0 0 13 13 0.00 0.000																

Batter	1	2	3	4	5	6	7	8	9	AB	R	H	RBI	BB	SO	LOB	BOTTOM
Larry Lintz, S (1,4) X OBP: 0.338, SLG: 0.288	0-3 K			0-0 6-3		0-0 SH1-3		0-0 6-3		3	0	0	0	0	1	0	<p>New York Mets @ Montreal Expos Jarry Park, Montreal, QB Mon Sep 16 1974, 7:05 PM EDT Att: 9,166 - Unknown</p> <p>AB 27 R 2 H 4 RBI 2 BB 4 SO 3 LOB 6</p> 
Tim Foli, R (1,6) X OBP: 0.297, SLG: 0.291	0-0 1-3			0-0 6-3		0-0 SF9		0-0 5-3		3	0	0	1	0	0	0	
Mike Jorgensen, L (1,3) X OBP: 0.435, SLG: 0.494	4-0 CS BB			4-0 BB		0-0 BB 1B		0-0 P4		2	0	1	1	2	0	0	
Ken Singleton, S (1,9) X Pepé Mangual, R (9, PR) X OBP: 0.314, SLG: 0.381 OBP: 0.405, SLG: 0.421	0-0 CS	0-0 4-3		0-0 4-3		0-0 BB BB		0-0 BB 1B		3	0	1	0	1	0	1	
Ron Fairly, L (1,7) X OBP: 0.380, SLG: 0.425		0-3 K			0-0 P4	0-0 BB		0-0 G4-6-3		3	0	0	0	1	1	1	
Jerry White, S (1,8) X Bob Bailey, R (6, PH) X Chuck Taylor, R (7,1) X Barry Foote, R (9, PH) X Jim Cox, R (9, PR) X		0-0 6-3			0-0 2-3	0-3 K		0-0 FC6-4 1B		2	0	0	0	0	0	0	
Gary Carter, R (1,2) X			0-0 5-3		0-0 F7			0-0 FC6-4		4	0	0	0	0	0	1	
Larry Parrish, R (1,5) X OBP: 0.327, SLG: 0.286			0-0 5-3			1-0 SH1-3 1B SF9 HBP		0-0 P6		2	1	0	0	0	0	0	
Don Carrithers, R (1,1) X Willie Davis, L (6, PH) X Tony Scott, S (7,8) X Ron Woods, R (7, PH) X OBP: 0.273, SLG: 0.273 OBP: 0.314, SLG: 0.415 OBP: 0.500, SLG: 0.500 OBP: 0.301, SLG: 0.234			0-0 F9			0-0 SF9 SH1-3 1B		0-0 P4		1	0	0	0	0	0	0	
										1	1	1	0	0	0	0	
										0	0	0	0	0	0	0	
										1	0	0	0	0	0	0	
Inning Stats	R: 0 E: 0 K: 1 S: 4	H: 0 LOB: 1 BB: 1 P: 8	R: 0 E: 0 K: 1 S: 5	H: 0 LOB: 0 BB: 0 P: 5	R: 0 E: 0 K: 0 S: 3	H: 0 LOB: 0 BB: 0 P: 3	R: 0 E: 0 K: 0 S: 3	H: 0 LOB: 1 BB: 1 P: 7	R: 0 E: 0 K: 1 S: 7	H: 2 LOB: 3 BB: 2 P: 16	R: 0 E: 0 K: 0 S: 3	H: 0 LOB: 0 BB: 0 P: 3	R: 0 E: 0 K: 0 S: 3	H: 2 LOB: 1 BB: 0 P: 4	1B: 4 2B: 0 3B: 0 HR: 0	SF: 1 SAC: 1 DP: 1 HBP: 1	WP: 0 PA: 35 CS: 1
PITCHER	IP WLS BF H R ER SO BB IBB HBP BLK WP HR S P ERA WHIP																
Randy Sterling, R (1,1) ERA: 3.18	5.2 W 22 2 2 2 2 3 0 1 0 0 0 0 22 35 3.18 0.882																
Tug McGraw, L (6,1) ERA: 3.73	3.1 S 12 2 0 0 1 1 0 0 0 0 0 0 13 17 0.00 0.900																

Batter	1	2	3	4	5	6	7	8	9	AB	R	H	RBI	BB	SO	LOB	TOP										
Wayne Garrett, L (1,5) OBP: 0.327, SLG: 0.314										3	1	0	0	1	1	0											
Felix Milten, R (1,4) OBP: 0.307, SLG: 0.300										4	1	2	0	0	0	1											
John Milner, L (1,3) OBP: 0.335, SLG: 0.419										4	0	1	2	0	1	2											
Rusty Staub, L (1,9) OBP: 0.353, SLG: 0.418										3	0	0	0	0	1	1											
Ed Kranepool, L (1,7) OBP: 0.352, SLG: 0.413										3	0	0	0	0	2	0											
Dave Schneck, L (1,8) OBP: 0.258, SLG: 0.324										3	0	0	0	0	2	0											
Ted Martinez, R (1,6) OBP: 0.251, SLG: 0.316										3	0	0	0	0	1	0											
Ron Hodges, L (1,2) OBP: 0.313, SLG: 0.349										3	0	0	0	0	1	0											
Jon Matlack, L (1,1) OBP: 0.152, SLG: 0.096										2	0	0	0	0	1	0											
Brock Pemberton, S (8,PH) OBP: 0.133, SLG: 0.133										1	0	0	0	0	0	0											
Jerry Cram, R (8,1) OBP: 0.333, SLG: 0.333										0	0	0	0	0	0	0											
Inning Stats	R: 2 E: 1 K: 1 S: 6	H: 2 LOB: 0 BB: 1 P: 10	R: 0 E: 0 K: 2 S: 7	H: 0 LOB: 0 BB: 0 P: 7	R: 0 E: 0 K: 3 S: 3	H: 0 LOB: 0 BB: 0 P: 3	R: 0 E: 0 K: 3 S: 9	H: 0 LOB: 0 BB: 0 P: 9	R: 0 E: 0 K: 2 S: 7	H: 0 LOB: 0 BB: 0 P: 7	R: 0 E: 1 K: 1 S: 6	H: 0 LOB: 1 BB: 0 P: 6	R: 0 E: 0 K: 0 S: 3	H: 0 LOB: 0 BB: 0 P: 3	R: 0 E: 0 K: 0 S: 3	H: 1 LOB: 0 BB: 0 P: 5	1B: 3 2B: 0 3B: 0 HR: 0	SF: 0 SAC: 0 DP: 2 HBP: 0	WP: 0 PB: 0 SB: 0 CS: 0	PA: 30							
PITCHER	IP	WLS	BF	H	R	ER	SO	BB	IBB	HBP	BLK	WP	HR	S	P	ERA	WHIP										
Steve Rogers, R (1,1) ERA: 4.53	7.0	W	24	2	2	1	9	1	0	0	0	0	0	41	45	1.29	0.429										
Dale Murray, R (8,1) ERA: 1.39	2.0	S	6	1	0	0	1	0	0	0	0	0	0	8	8	0.00	0.500										

New York Mets @ Montreal Expos
 Jarry Park, Montreal, QB
 Wed Sep 18 1974, 7:05 PM EDT
 Unknown

AB 29
 R 2
 H 3
 RBI 2
 BB 1
 SO 10
 LOB 4



Batter	1	2	3	4	5	6	7	8	9	AB	R	H	RBI	BB	SO	LOB	BOTTOM										
Pepe Manguat, R (1,9) OBP: 0.426, SLG: 0.429										4	0	2	1	1	1	2											
Tim Foli, R (1,6) OBP: 0.299, SLG: 0.294										4	0	2	1	0	0	1											
Willie Davis, L (1,8) OBP: 0.316, SLG: 0.416										4	0	2	0	0	0	4											
Bob Bailey, R (1,7) OBP: 0.399, SLG: 0.442										3	1	2	0	1	0	1											
Dale Murray, R (8,1)										0	0	0	0	0	0	0											
Barry Foote, R (1,2) OBP: 0.312, SLG: 0.402										4	0	1	1	0	1	4											
Hal Breenen, R (1,3) OBP: 0.338, SLG: 0.365										3	0	0	0	0	1	2											
Tony Scott, S (8,9) OBP: 0.667, SLG: 0.667										1	0	1	0	0	0	0											
Jim Cox, R (1,4) OBP: 0.293, SLG: 0.305										3	1	1	0	1	0	1											
Larry Parrish, R (1,5) OBP: 0.308, SLG: 0.267										3	0	0	0	0	1	3											
Pepe Frias, R (9,5) OBP: 0.261, SLG: 0.262										0	0	0	0	0	0	0											
Steve Rogers, R (1,1) OBP: 0.229, SLG: 0.147										2	0	0	0	0	1	0											
Gary Carter, R (7,PH) OBP: 0.200, SLG: 0.200										1	0	1	0	0	0	0											
Larry Lintz, S (7,PR) OBP: 0.338, SLG: 0.288										0	1	0	0	0	0	0											
Mike Jorgensen, L (8,3) OBP: 0.437, SLG: 0.494										0	0	0	0	1	0	0											
Inning Stats	R: 0 E: 0 K: 0 S: 3	H: 1 LOB: 1 BB: 1 P: 7	R: 0 E: 0 K: 1 S: 5	H: 0 LOB: 0 BB: 0 P: 5	R: 0 E: 0 K: 1 S: 7	H: 2 LOB: 2 BB: 0 P: 7	R: 1 E: 0 K: 1 S: 7	H: 2 LOB: 1 BB: 0 P: 7	R: 0 E: 0 K: 0 S: 3	H: 0 LOB: 0 BB: 0 P: 3	R: 0 E: 0 K: 1 S: 6	H: 2 LOB: 1 BB: 0 P: 6	R: 2 E: 0 K: 0 S: 6	H: 3 LOB: 3 BB: 2 P: 14	R: 0 E: 0 K: 1 S: 6	H: 2 LOB: 2 BB: 1 P: 10	1B: 10 2B: 1 3B: 1 HR: 0	SF: 0 SAC: 1 DP: 2 HBP: 0	WP: 0 PB: 0 SB: 2 CS: 0	PA: 37							
PITCHER	IP	WLS	BF	H	R	ER	SO	BB	IBB	HBP	BLK	WP	HR	S	P	ERA	WHIP										
Jon Matlack, L (1,1) ERA: 2.57	7.0	L	32	10	3	3	4	3	0	0	0	0	0	37	49	3.86	1.857										
Jerry Cram, R (8,1) ERA: 1.5	1.0	S	5	2	0	0	1	0	1	0	0	0	0	6	10	0.00	2.000										

New York Mets @ Montreal Expos
 Jarry Park, Montreal, QB
 Wed Sep 18 1974, 7:05 PM EDT
 Unknown

AB 32
 R 3
 H 12
 RBI 3
 BB 4
 SO 5
 LOB 18



Batter	1	2	3	4	5	6	7	8	9	AB	R	H	RBI	BB	SO	LOB	TOP	
Wayne Garrett, L (1,5) OBP: 0.329, SLG: 0.315	FC4-6 BB BB		FC6 1B			SH2-4 1-2		F7		2	0	1	0	1	0	0	New York Mets @ Montreal Expos Jarry Park, Montreal, QB Wed Sep 18, 1974, 7:05 PM EDT Att: 9,288 - Unknown	
Rich Puig, L (1,4) OBP: 0.329, SLG: 0.293	FC4-6 BB BB		FC6 1-2			F7		3-1		3	0	0	0	1	0	2		
John Milner, L (1,3) OBP: 0.335, SLG: 0.416	FC4-6 G6-4-3 1-2 2-3			P6				BB		3	0	0	0	1	0	2		
Rusty Staub, L (1,9) OBP: 0.351, SLG: 0.415	G6-4-3 1-2			4-3				G3		4	0	0	0	0	0	4		
Ed Kranepool, L (1,7) OBP: 0.350, SLG: 0.410		K		P6						4	0	1	0	0	1	0		
Dave Schneck, L (1,8) OBP: 0.254, SLG: 0.319		6-3				F7		K		4	0	0	0	0	1	1		
Ted Martinez, R (1,6) OBP: 0.248, SLG: 0.313						5-3		F8		3	0	0	0	0	0	1		
Duffy Dyer, R (1,2) OBP: 0.344, SLG: 0.243						5-3				3	0	2	0	0	0	0		
Tom Seaver, R (1,1) OBP: 0.203, SLG: 0.092										1	0	0	0	1	0	1		
Bob Apodaca, R (6,1) OBP: 0.200, SLG: 0.227										0	0	0	0	0	0	0		
Ron Hodges, L (7,PH) OBP: 0.311, SLG: 0.346										1	0	0	0	0	0	2		
Harry Parker, R (7,1) OBP: 0.311, SLG: 0.346										0	0	0	0	0	0	0		
Inning Stats	R: 0 E: 0 K: 0 S: 2	H: 0 LOB: 1 BB: 2 P: 10	R: 0 E: 0 K: 1 S: 5	H: 0 LOB: 0 BB: 0 P: 5	R: 0 E: 0 K: 0 S: 4	H: 2 LOB: 1 BB: 0 P: 4	R: 0 E: 0 K: 0 S: 3	H: 0 LOB: 0 BB: 0 P: 3	R: 0 E: 0 K: 0 S: 3	H: 0 LOB: 0 BB: 0 P: 3	R: 0 E: 0 K: 1 S: 7	H: 2 LOB: 2 BB: 0 P: 7	R: 0 E: 0 K: 0 S: 3	H: 0 LOB: 0 BB: 0 P: 3	1B: 4 2B: 0 3B: 0 HR: 0	SF: 0 SAC: 1 DP: 2 HBP: 0	WP: 0 PB: 0 SB: 0 CS: 0	PA: 33
PITCHER	IP WLS BF H R ER SO BB IBB HBP BLK WP HR S P ERA WHIP																	
Dennis Blair, R (1,1) ERA: 3.28	6.2 W 26 4 0 0 2 4 0 0 0 0 0 0 26 42 0.00 1.200																	
Dale Murray, R (7,1) ERA: 1.33	2.1 S 7 0 0 0 0 0 0 0 0 0 0 0 7 7 0.00 0.000																	

AB 28
R 0
H 4
RBI 0
BB 4
SO 2
LOB 13



Batter	1	2	3	4	5	6	7	8	9	AB	R	H	RBI	BB	SO	LOB	BOTTOM			
Larry Lintz, S (1,4) OBP: 0.338, SLG: 0.288	K		F7 1-2			4-3 1B	SH5-3			3	1	1	0	0	1	1	New York Mets @ Montreal Expos Jarry Park, Montreal, QB Wed Sep 18, 1974, 7:05 PM EDT Att: 9,288 - Unknown			
Tim Foli, R (1,6) OBP: 0.299, SLG: 0.293	4-3			2-3		4-3				4	0	1	2	0	0	1				
Willie Davis, L (1,8) OBP: 0.315, SLG: 0.415	K			K		S 1B	F8			4	1	1	1	0	2	1				
Mike Jorgensen, L (1,3) OBP: 0.438, SLG: 0.492		K		4-3		1B BB	F8 3-1	1B		3	0	1	0	1	1	0				
Ken Singleton, S (1,9) OBP: 0.386, SLG: 0.380		5-3				F7		3-1		4	0	1	1	0	0	1				
Bob Bailey, R (1,5) OBP: 0.398, SLG: 0.439						K		F8		3	0	0	0	1	1	1				
Pepe Frias, R (9,5) OBP: 0.261, SLG: 0.262		L6				K		F8		0	0	0	0	0	0	0				
Tony Scott, S (1,7) OBP: 0.333, SLG: 0.333						K				3	0	0	0	0	2	3				
Dale Murray, R (7,1) ERA: 1.33						K		5-3		1	0	0	0	0	0	1				
Gary Carter, R (1,2) OBP: 0.375, SLG: 0.286						S BB				2	1	1	0	1	1	0				
Dennis Blair, R (1,1) OBP: 0.170, SLG: 0.143						S BB				1	0	0	0	0	1	1				
Pepe Mangual, R (7,7) OBP: 0.438, SLG: 0.442						K		SH3-4 1B		1	1	1	0	0	0	0				
Inning Stats	R: 0 E: 0 K: 2 S: 7	H: 0 LOB: 0 BB: 0 P: 7	R: 0 E: 0 K: 1 S: 5	H: 0 LOB: 0 BB: 0 P: 5	R: 0 E: 0 K: 2 S: 7	H: 0 LOB: 1 BB: 1 P: 11	R: 0 E: 0 K: 1 S: 5	H: 0 LOB: 0 BB: 0 P: 5	R: 0 E: 0 K: 2 S: 7	H: 0 LOB: 0 BB: 0 P: 7	R: 3 E: 0 K: 0 S: 7	H: 4 LOB: 3 BB: 2 P: 15	R: 1 E: 0 K: 1 S: 7	H: 2 LOB: 1 BB: 0 P: 7	R: 0 E: 0 K: 0 S: 4	H: 1 LOB: 1 BB: 0 P: 4	1B: 7 2B: 0 3B: 0 HR: 0	SF: 0 SAC: 2 DP: 0 HBP: 0	WP: 0 PB: 0 SB: 2 CS: 0	PA: 34
PITCHER	IP WLS BF H R ER SO BB IBB HBP BLK WP HR S P ERA WHIP																			
Tom Seaver, R (1,1) ERA: 3.18	5.2 L 22 3 3 3 8 2 0 0 0 0 0 0 26 44 4.76 0.882																			
Bob Apodaca, R (6,1) ERA: 3.69	0.1 3 1 0 0 0 1 0 0 0 0 0 0 2 6 0.00 6.000																			
Harry Parker, R (7,1) ERA: 3.69	2.0 9 3 1 1 1 0 0 0 0 0 0 0 11 11 4.50 1.500																			

AB 29
R 4
H 7
RBI 4
BB 3
SO 9
LOB 10



Batter	1	2	3	4	5	6	7	8	9	AB	R	H	RBI	BB	SO	LOB	TOP			
Dave Cash, R (1,4) OBP: 0.360, SLG: 0.394	F7		1-3 2H	1B		HR		1-2 BB		4	1	3	2	1	0	0	Philadelphia Phillies @ Montreal Expos Jarry Park, Montreal, QB Fri Sep 20 1974, 7:05 PM EDT Att: 8,166 - Unknown			
Larry Bowa, S (1,6) OBP: 0.297, SLG: 0.335 Mike Anderson, R (7,9) OBP: 0.317, SLG: 0.358	F8		1-3	FC5-4 1B		F8		K		4	0	1	1	0	0	2				
Mike Schmidt, R (1,5) OBP: 0.409, SLG: 0.573	F8		K	FC5-4 1-2		P6		F8		5	0	0	0	0	1	6				
Willie Montanez, L (1,3) OBP: 0.348, SLG: 0.418 Tom Hutton, L (8,3) OBP: 0.322, SLG: 0.342	1-3			1B		K		4-3		5	2	2	2	0	1	2				
Greg Luzinski, R (1,7) OBP: 0.321, SLG: 0.382 Jerry Martin, R (6,7) OBP: 0.364, SLG: 0.400	P4			F7		K		K		4	0	0	0	0	2	1				
Jay Johnstone, L (1,9) OBP: 0.384, SLG: 0.515 Terry Harmon, R (7,6) OBP: 0.278, SLG: 0.133	K			3-1		HR		1B		4	1	1	0	0	1	1				
Del Unser, L (1,8) OBP: 0.338, SLG: 0.408				1B		1B		4-3		4	3	2	2	1	0	1				
Larry Cox, R (1,2) OBP: 0.217, SLG: 0.167				K		1B		K		3	1	1	1	2	2	1				
Steve Carlton, L (1,1) OBP: 0.208, SLG: 0.247				E8		1B		1B		5	2	3	1	0	2	3				
Inning Stats	R: 0 E: 0 K: 0 S: 3	H: 0 LOB: 0 BB: 0 P: 3	R: 0 E: 0 K: 1 S: 5	H: 0 LOB: 0 BB: 0 P: 5	R: 2 E: 1 K: 2 S: 10	H: 3 LOB: 1 BB: 0 P: 10	R: 4 E: 0 K: 0 S: 8	H: 5 LOB: 2 BB: 1 P: 12	R: 2 E: 0 K: 3 S: 11	H: 2 LOB: 1 BB: 1 P: 15	R: 0 E: 0 K: 1 S: 5	H: 0 LOB: 0 BB: 0 P: 5	R: 0 E: 0 K: 2 S: 6	H: 1 LOB: 2 BB: 2 P: 10	R: 0 E: 0 K: 2 S: 7	H: 0 LOB: 2 BB: 2 P: 15		1B: 9 2B: 2 3B: 0 HR: 2	SF: 0 SAC: 0 DP: 0 HBP: 0	WP: 2 PB: 0 SB: 0 CS: 0
PITCHER	IP WLS BF H R ER SO	IP WLS BF H R ER SO	IP WLS BF H R ER SO	IP WLS BF H R ER SO	IP WLS BF H R ER SO	IP WLS BF H R ER SO	IP WLS BF H R ER SO	IP WLS BF H R ER SO	IP WLS BF H R ER SO	IP WLS BF H R ER SO	IP WLS BF H R ER SO	IP WLS BF H R ER SO	IP WLS BF H R ER SO	IP WLS BF H R ER SO	IP WLS BF H R ER SO	IP WLS BF H R ER SO	ERA WHIP	ERA WHIP		
Steve Renko, R (1,1) ERA: 4.11	3.2 L	17 5	5 5	4 4	3 3	0 0	0 0	0 0	0 0	22 26	9.82 1.364									
John Montague, R (4,1) ERA: 3.2	0.0	3	3	1	1	0	0	0	0	0	3	3								
Donald DeMola, R (4,1) ERA: 3.18	2.1	12	4	4	4	0	1	0	0	2	19	23	15.43	2.143						
Tom Walker, R (7,1) ERA: 4.13	3.0	13	1	0	0	4	3	0	0	1	0	18	30	0.00	1.333					

Batter	1	2	3	4	5	6	7	8	9	AB	R	H	RBI	BB	SO	LOB	BOTTOM					
Pepe Manguat, R (1,7) OBP: 0.423, SLG: 0.426	K			FC3-6 SF8 1B		E5		F8		4	1	1	0	0	1	1	Philadelphia Phillies @ Montreal Expos Jarry Park, Montreal, QB Fri Sep 20 1974, 7:05 PM EDT Att: 8,166 - Unknown					
Tim Foli, R (1,6) OBP: 0.299, SLG: 0.292 Pepe Frias, R (7,6) OBP: 0.259, SLG: 0.260	F8			FC3-6 BB		G1-6-3		F7		2	0	0	0	1	0	1						
Willie Davis, L (1,8) OBP: 0.315, SLG: 0.414 Tom Walker, R (7,1) OBP: 0.286, SLG: 0.308 Larry Parrish, R (9,PH) OBP: 0.302, SLG: 0.261	F9			FC3-6		1B		5-3		3	0	1	0	0	0	2						
Bob Bailey, R (1,5) OBP: 0.397, SLG: 0.438	K			SF8		F9		1B		3	0	1	1	0	1	1						
Barry Foote, R (1,2) OBP: 0.311, SLG: 0.399 Gary Carter, R (7,2) OBP: 0.400, SLG: 0.333	P6			K				F8		2	0	0	0	0	1	1						
Hal Breen, R (1,3) OBP: 0.332, SLG: 0.357	F8					F8		P4		4	0	0	0	0	0	2						
Ken Singleton, S (1,9) OBP: 0.384, SLG: 0.377				6-3		4-3		K		3	0	0	0	0	1	1						
Jim Cox, R (1,4) OBP: 0.290, SLG: 0.301				5-3		K		FC5-4		3	0	0	0	0	1	1						
Steve Renko, R (1,1) OBP: 0.272, SLG: 0.329 John Montague, R (4,1) OBP: 0.290, SLG: 0.100 Donald DeMola, R (4,1) OBP: 0.303, SLG: 0.232	4-3					E		F9		1	0	0	0	0	0	0						
Ron Woods, R (6,PH) OBP: 0.303, SLG: 0.232						G1-6-3 BB				1	1	0	0	1	0	0						
Inning Stats	R: 0 E: 0 K: 1 S: 5	H: 0 LOB: 0 BB: 0 P: 5	R: 0 E: 0 K: 1 S: 5	H: 0 LOB: 0 BB: 0 P: 5	R: 0 E: 0 K: 0 S: 3	H: 0 LOB: 0 BB: 0 P: 3	R: 1 E: 0 K: 1 S: 6	H: 1 LOB: 1 BB: 1 P: 10	R: 0 E: 0 K: 1 S: 5	H: 0 LOB: 0 BB: 0 P: 5	R: 1 E: 1 K: 0 S: 4	H: 1 LOB: 1 BB: 1 P: 8	R: 0 E: 0 K: 1 S: 6	H: 1 LOB: 1 BB: 0 P: 6	R: 0 E: 0 K: 0 S: 3	H: 0 LOB: 0 BB: 0 P: 3	R: 0 E: 0 K: 0 S: 4	H: 1 LOB: 1 BB: 0 P: 4	1B: 4 2B: 0 3B: 0 HR: 0	SF: 1 SAC: 0 DP: 1 HBP: 0	WP: 0 PB: 0 SB: 0 CS: 0	PA: 33
PITCHER	IP WLS BF H R ER SO	IP WLS BF H R ER SO	IP WLS BF H R ER SO	IP WLS BF H R ER SO	IP WLS BF H R ER SO	IP WLS BF H R ER SO	IP WLS BF H R ER SO	IP WLS BF H R ER SO	IP WLS BF H R ER SO	IP WLS BF H R ER SO	IP WLS BF H R ER SO	IP WLS BF H R ER SO	IP WLS BF H R ER SO	IP WLS BF H R ER SO	IP WLS BF H R ER SO	IP WLS BF H R ER SO	ERA WHIP	ERA WHIP				
Steve Carlton, L (1,1) ERA: 3.25	9.0 W	33 4	2 2	1 1	5 5	2 0	0 0	0 0	0 0	41 49	1.00 0.667											




Batter	1	2	3	4	5	6	7	8	9	AB	R	H	RBI	BB	SO	LOB	TOP					
Dave Cash, R OBP: 0.359, SLG: 0.392	0-0 6-3	0-0 6-3					0-0 F8		0-0 F8	5	0	1	0	0	0	0	Philadelphia Phillies @ Montreal Expos Jarry Park, Montreal, QB Sun Sep 22 1974, 3:33 AM EDT Unknown					
Larry Bowa, S OBP: 0.299, SLG: 0.337	0-0 WP 1B		0-0 4-3			0-0 SH5-3 1B	0-0 S 1B			3	1	2	0	0	0	0						
Mike Schmidt, R OBP: 0.408, SLG: 0.570	0-3 K		4-0 4-3 S BB			0-0 L5	0-0 F8			3	0	0	0	1	1	4						
Willie Montanez, L OBP: 0.347, SLG: 0.417	0-0 1B 3B 1B		0-0 4-3			0-0 1-3	0-0 6-3			4	1	1	1	0	0	4						
Greg Luzinski, R OBP: 0.323, SLG: 0.384	0-0 3B 1B		0-0 F8						0-0 4-3	4	1	2	0	0	0	1						
Jerry Martin, R OBP: 0.364, SLG: 0.400	0-0 3B 1B									0	0	0	0	0	0	0						
Jay Johnstone, L OBP: 0.381, SLG: 0.520	0-0 3B					0-0 P6	0-3 K		0-0 4-3	4	0	1	2	0	1	1						
Del Unser, L OBP: 0.335, SLG: 0.404	0-0 1-3					0-0 1-3	0-0 F8		0-0 5-3	4	0	0	0	0	0	2						
Bob Boone, R OBP: 0.297, SLG: 0.328		0-0 5-3				0-0 6-3	0-0 1-2 1B		0-0 F9	4	0	1	0	0	0	0						
Jim Lonborg, R OBP: 0.135, SLG: 0.154		0-0 6-3				4-0 SH5-3 1B BB	0-3 K		0-3 K	2	0	0	0	1	1	2						
Mac Scarce, L Gene Garber, R										0	0	0	0	0	0	0						
										1	0	0	0	0	1	0						
Inning Stats	R: 3 E: 0 K: 1 S: 9	H: 4 LOB: 1 BB: 0 P: 9	R: 0 E: 0 K: 0 S: 3	H: 0 LOB: 0 BB: 0 P: 3	R: 0 E: 0 K: 0 S: 3	H: 0 LOB: 1 BB: 1 P: 7	R: 0 E: 0 K: 0 S: 3	H: 0 LOB: 0 BB: 0 P: 3	R: 0 E: 0 K: 2 S: 4	H: 2 LOB: 2 BB: 0 P: 9	R: 0 E: 0 K: 0 S: 4	H: 1 LOB: 1 BB: 0 P: 4	R: 0 E: 0 K: 0 S: 3	H: 0 LOB: 0 BB: 0 P: 3	R: 0 E: 0 K: 1 S: 5	H: 0 LOB: 0 BB: 0 P: 5	1B: 7 2B: 0 3B: 1 HR: 0	SF: 0 SAC: 1 DP: 0 HBP: 0	WP: 1 PB: 1 SB: 2 CS: 0	PA: 37		
PITCHER	IP WLS BF H R ER SO BB IBB HBP BLK WP HR S P ERA WHIP	5.0 L 22 5 3 3 1 2 0 0 0 1 0 22 30 5.40 1.400	2.0 9 3 0 0 2 0 0 0 0 0 0 0 13 13 0.00 1.500	2.0 6 0 0 0 1 0 0 0 0 0 0 0 8 8 0.00 0.000																		

Batter	1	2	3	4	5	6	7	8	9	AB	R	H	RBI	BB	SO	LOB	BOTTOM						
Larry Lintz, S OBP: 0.333, SLG: 0.283	0-0 4-3		0-0 F7				0-0 P5		0-0 6-3	5	0	0	0	0	0	4	Philadelphia Phillies @ Montreal Expos Jarry Park, Montreal, QB Sun Sep 22 1974, 3:33 AM EDT Unknown						
Tim Foli, R OBP: 0.296, SLG: 0.289	0-0 5-3			0-0 6-3			0-0 F7	0-0 F7		4	0	0	0	0	0	1							
Willie Davis, L OBP: 0.313, SLG: 0.411	0-0 4-3			0-0 P6			0-0 1-3		0-0 G3	4	0	0	0	0	0	0							
Mike Jorgensen, L OBP: 0.442, SLG: 0.492		0-0 4-3		4-0 BB			0-0 1B 1B		4-0 BB	2	0	1	0	2	0	0							
Ken Singleton, S OBP: 0.385, SLG: 0.377		4-0 1B BB		0-0 F8			0-0 1-2 1B		0-3 K	3	0	1	0	1	1	2							
Ron Fairly, L OBP: 0.580, SLG: 0.424		0-0 1B BB					0-0 F7		0-3 K	3	0	1	0	0	0	2							
Pepe Mangual, R OBP: 0.415, SLG: 0.417		0-0 G6-4-3 1B					0-0 3-1		0-0 K	1	0	0	0	0	1	1							
Barry Foote, R OBP: 0.315, SLG: 0.403		0-0 G6-4-3								4	2	3	0	0	0	2							
Tony Scott, S OBP: 0.333, SLG: 0.333							0-0 WP 1B 1B		0-0 E 5-3 1B	0	0	0	0	0	0	0							
Larry Parrish, R OBP: 0.291, SLG: 0.250							0-0 1B 1B		0-0 4-3 SH1-4 1B	2	0	0	0	0	1	1							
Warren Cromartie, L OBP: 0.364, SLG: 0.222							0-0 5-3		0-0 SH1-4	1	0	1	0	0	0	0							
Dale Murray, R Ron Woods, R OBP: 0.303, SLG: 0.232							0-0 K		0-0 5-3	0	0	0	0	0	0	0							
Steve Rogers, R Larry Guttler Jerry White, S Chuck Taylor, R Boots Day, L Bob Bailey, R OBP: 0.356, SLG: 0.436							0-0 G3		0-0 4-3	1	0	0	0	0	0	0							
							0-0 S 1B		0-0 5-3	1	0	1	0	0	0	0							
							2-3 2H 1B		0-0 2-3	2	0	0	1	0	0	3							
Inning Stats	R: 0 E: 0 K: 0 S: 3	H: 0 LOB: 0 BB: 0 P: 3	R: 0 E: 0 K: 1 S: 5	H: 1 LOB: 1 BB: 1 P: 7	R: 0 E: 0 K: 1 S: 5	H: 0 LOB: 0 BB: 0 P: 5	R: 0 E: 0 K: 0 S: 3	H: 0 LOB: 1 BB: 1 P: 7	R: 1 E: 0 K: 0 S: 5	H: 2 LOB: 2 BB: 0 P: 5	R: 0 E: 0 K: 0 S: 5	H: 2 LOB: 2 BB: 0 P: 5	R: 1 E: 1 K: 0 S: 5	H: 2 LOB: 1 BB: 0 P: 5	R: 0 E: 0 K: 2 S: 7	H: 0 LOB: 1 BB: 1 P: 11	R: 0 E: 0 K: 0 S: 4	H: 1 LOB: 2 BB: 0 P: 4	1B: 8 2B: 0 3B: 0 HR: 0	SF: 0 SAC: 1 DP: 1 HBP: 0	WP: 1 PB: 0 SB: 1 CS: 0	PA: 37	
PITCHER	IP WLS BF H R ER SO BB IBB HBP BLK WP HR S P ERA WHIP	6.0 W 26 7 2 1 1 2 0 0 0 1 0 26 34 1.50 1.500	1.2 6 0 0 0 1 1 0 0 0 0 0 0 7 11 0.00 0.600	1.1 S 5 1 0 0 1 0 0 0 0 0 0 7 7 0.00 0.750																			



Batter	1	2	3	4	5	6	7	8	9	AB	R	H	RBI	BB	SO	LOB	TOP							
Dave Cash, R OBP: 0.359, SLG: 0.392	6-3		BB 1B			G6-3 1B	E5 B2-3	FC5-4		5	0	2	1	0	0	2	Philadelphia Phillies @ Montreal Expos Jarry Park, Montreal, QB Sun Sep 22 1974, 3:38 AM EDT Att: 11,183 - Unknown							
Larry Bowa, S OBP: 0.300, SLG: 0.335						G6-3 1B	B2-3	FC5-4		3	0	0	0	2	0	5								
Mike Schmidt, R OBP: 0.405, SLG: 0.564 Gene Garber, R (8, 1)							F8	6-3		5	0	0	0	0	3	7								
Willie Montanez, L OBP: 0.348, SLG: 0.415	2-3									4	1	1	0	1	0	1								
Tom Hutton, L OBP: 0.324, SLG: 0.337		6-3								3	1	0	0	2	0	1								
Jay Johnstone, L OBP: 0.392, SLG: 0.522										3	1	2	1	2	0	0								
Del Unser, L OBP: 0.334, SLG: 0.403										4	1	1	1	0	3	4								
Larry Cox, R OBP: 0.229, SLG: 0.163 Larry Christenson, R (5, 1)										1	1	0	0	1	0	0								
Greg Luzinski, R OBP: 0.332, SLG: 0.382 Bob Boone, R OBP: 0.297, SLG: 0.328 (6, PH)			6-3							0	0	0	0	0	0	0								
Dick Ruthven, R Mao Soria, L Mike Roggenbush, L Tom Underwood, R John Stearns, R Wayne Twitchell, R Tony Taylor, R										0	0	0	0	0	0	0								
Inning Stats	R: 0 E: 0 K: 1 S: 5	H: 0 LOB: 1 BB: 1 P: 9	R: 0 E: 0 K: 1 S: 4	H: 0 LOB: 1 BB: 1 P: 8	R: 0 E: 0 K: 2 S: 8	H: 1 LOB: 2 BB: 1 P: 12	R: 0 E: 0 K: 1 S: 6	H: 1 LOB: 1 BB: 0 P: 6	R: 1 E: 0 K: 0 S: 4	H: 2 LOB: 1 BB: 1 P: 8	R: 4 E: 2 K: 0 S: 7	H: 2 LOB: 2 BB: 2 P: 15	R: 0 E: 0 K: 1 S: 5	H: 0 LOB: 2 BB: 2 P: 13	R: 0 E: 0 K: 1 S: 5	H: 0 LOB: 1 BB: 1 P: 9	R: 0 E: 0 K: 0 S: 3	H: 1 LOB: 0 BB: 3 P: 3	1B: 7 2B: 1 3B: 0 HR: 0	SF: 0 SAC: 0 DP: 3 HBP: 0	WP: 0 PB: 0 SB: 1 CS: 1	PA: 42		
PITCHER	IP WLS BF H R ER SO BB IBB HBP BLK WP HR S P ERA WHIP	5.0 W 24 5 4 3 5 6 0 0 0 0 0 0 28 52 5.40 2.200	6.1 S 18 2 1 0 2 3 0 0 0 0 0 0 19 31 0.00 1.250																					

Batter	1	2	3	4	5	6	7	8	9	AB	R	H	RBI	BB	SO	LOB	BOTTOM							
Larry Lintz, S OBP: 0.337, SLG: 0.286			4-3							4	3	2	1	1	0	1	Philadelphia Phillies @ Montreal Expos Jarry Park, Montreal, QB Sun Sep 22 1974, 3:38 AM EDT Att: 11,183 - Unknown							
Tim Foli, R OBP: 0.298, SLG: 0.293										4	2	1	2	1	0	1								
Willie Davis, L OBP: 0.317, SLG: 0.416										4	0	4	3	0	0	0								
Mike Jorgensen, L OBP: 0.441, SLG: 0.490										3	0	1	1	1	0	2								
Ken Singleton, S OBP: 0.384, SLG: 0.375										3	0	0	0	1	1	3								
Warren Cromartie, L OBP: 0.267, SLG: 0.154										4	0	0	0	0	1	5								
Gary Carter, R OBP: 0.429, SLG: 0.385										4	1	2	0	0	0	0								
Larry Parrish, R OBP: 0.288, SLG: 0.250										4	1	1	0	0	0	1								
Mike Torrez, R OBP: 0.148, SLG: 0.136 Dale Murray, R (6, 1)										2	1	1	1	0	1	1								
Dick Ruthven, R ERA: 4.02 Mae Scarone, L ERA: 4.95 Tom Underwood, L ERA: 9.0 Larry Christenson, R ERA: 4.73 Wayne Twitchell, R ERA: 5.21										2	0	0	0	0	0	0								
Inning Stats	R: 2 E: 1 K: 1 S: 6	H: 1 LOB: 2 BB: 2 P: 14	R: 5 E: 0 K: 0 S: 9	H: 6 LOB: 0 BB: 0 P: 9	R: 0 E: 0 K: 1 S: 6	H: 1 LOB: 1 BB: 0 P: 6	R: 0 E: 0 K: 0 S: 4	H: 1 LOB: 1 BB: 0 P: 4	R: 0 E: 0 K: 1 S: 5	H: 0 LOB: 0 BB: 0 P: 5	R: 1 E: 1 K: 0 S: 5	H: 1 LOB: 3 BB: 2 P: 13	R: 0 E: 0 K: 0 S: 3	H: 0 LOB: 0 BB: 0 P: 3	R: 0 E: 0 K: 0 S: 4	H: 2 LOB: 1 BB: 0 P: 4	R: 0 E: 0 K: 0 S: 4	H: 0 LOB: 0 BB: 0 P: 4	1B: 11 2B: 0 3B: 1 HR: 0	SF: 2 SAC: 0 DP: 0 HBP: 0	WP: 1 PB: 0 SB: 3 CS: 0	PA: 40		
PITCHER	IP WLS BF H R ER SO BB IBB HBP BLK WP HR S P ERA WHIP	1.0 L 10 5 6 6 1 2 0 0 0 0 0 0 5 18 9.00 7.000	2.0 L 10 5 2 1 1 0 0 0 0 0 0 0 0 5 10 9.00 2.000	3.1 L 10 8 2 0 0 1 0 0 0 0 0 0 0 10 10 0.00 1.000	5.1 L 10 3 0 0 0 1 0 0 0 0 0 0 0 5 5 0.00 0.000	6.1 L 10 1 1 1 0 0 2 0 0 0 0 0 8 16 0.00 1.500																		



AB	33
R	5
H	7
RBI	3
BB	9
SO	7
LOB	25

AB	34
R	8
H	12
RBI	8
BB	4
SO	3
LOB	14

Batter	1	2	3	4	5	6	7	8	9	AB	R	H	RBI	BB	SO	LOB	TOP			
Larry Lintz, S OBP: 0.335, SLG: 0.282 (1, 4)	F8		E	F7			4-3		K	4	1	0	0	1	1	2				
Tim Foli, R OBP: 0.295, SLG: 0.290 (1, 6)	6-3		5-3		6-3		6-3			4	0	0	0	0	0	3				
Willie Davis, L OBP: 0.318, SLG: 0.418 (1, 8)	1B		E4		G6-4-3			E4		4	2	2	0	0	0	0				
Mike Jorgensen, L OBP: 0.442, SLG: 0.491 (1, 3)	BB		F5		G6-4-3			G6-3		4	0	2	1	0	0	2				
Ken Singleton, S OBP: 0.385, SLG: 0.373 (1, 9)	BB						6-3	G6-3		2	0	0	0	2	0	1				
Pepe Mangual, R OBP: 0.383, SLG: 0.392 (1, 7)	F4						F3	L8		3	0	0	0	0	1	4				
Ron Fairly, L OBP: 0.379, SLG: 0.423 (8, 7)			K							1	0	0	0	0	0	0				
Barry Foote, R OBP: 0.316, SLG: 0.414 (1, 2)			F4		4-3		F7			4	1	2	1	0	0	0				
Larry Parrish, R OBP: 0.274, SLG: 0.236 (9, PH)	F7						K	1-3		3	0	0	0	0	2	1				
Boots Day, L OBP: 0.230, SLG: 0.185 (8, PH)										1	0	0	0	0	0	0				
Steve Renko, R OBP: 0.266, SLG: 0.321 (7, PH)	5-3									2	0	0	0	0	0	1				
Larry Gardner, L OBP: 0.297, SLG: 0.333 (7, PH)										1	0	1	0	0	0	0				
Jerry Winick, S OBP: 0.297, SLG: 0.333 (7, PH)										0	0	0	0	0	0	0				
Donald DeMola, R OBP: 0.340, SLG: 0.400 (8, PH)										0	0	0	0	0	0	0				
Chuck Taylor, R OBP: 0.340, SLG: 0.400 (8, PH)										0	0	0	0	0	0	0				
Bob Bailey, R OBP: 0.361, SLG: 0.436 (8, PH)										1	0	0	0	0	0	0				
Inning Stats	R: 1 E: 0 K: 0 S: 5	H: 2 LOB: 2 BB: 1 P: 9	R: 0 E: 0 K: 0 S: 3	H: 0 LOB: 0 BB: 0 P: 3	R: 1 E: 1 K: 1 S: 6	H: 0 LOB: 2 BB: 2 P: 14	R: 0 E: 0 K: 1 S: 6	H: 1 LOB: 1 BB: 0 P: 6	R: 0 E: 0 K: 0 S: 3	H: 0 LOB: 0 BB: 0 P: 3	R: 0 E: 0 K: 1 S: 6	H: 1 LOB: 2 BB: 0 P: 6	R: 1 E: 1 K: 0 S: 4	H: 1 LOB: 0 BB: 0 P: 4	R: 1 E: 0 K: 1 S: 6	H: 1 LOB: 0 BB: 0 P: 6	1B: 4 2B: 2 3B: 0 HR: 1	SF: 0 SAC: 0 DP: 2 HBP: 0	WP: 0 PB: 0 SB: 1 CS: 0	PA: 37
PITCHER	IP	WLS	BF	H	R	ER	SO	BB	IBB	HBP	BLK	WP	HR	S	P	ERA	WHIP			
Burt Hooton, R ERA: 4.74 (1, 1)	7.0	W	31	6	3	1	3	3	0	0	0	0	0	34	46	1.29	1.286			
Oscar Zamora, R ERA: 3.09 (8, 1)	2.0	S	6	1	1	1	1	0	0	0	0	0	1	8	8	4.50	0.500			

Montreal Expos @ Chicago Cubs
Wrigley Field, Chicago, IL
Tue Sep 24 1974, 3:33 AM CDT
Sunny - 63 F

AB 34
R 4
H 7
RBI 2
BB 3
SO 4
LOB 14



Batter	1	2	3	4	5	6	7	8	9	AB	R	H	RBI	BB	SO	LOB	BOTTOM			
Rick Monday, L OBP: 0.376, SLG: 0.472 (1, 8)	HR		3-1			HR		FC6-4		4	2	2	2	0	0	1				
Don Kessinger, S OBP: 0.340, SLG: 0.326 (1, 6)	4-3		6-3			F7		1B		4	1	1	0	0	0	0				
Bill Madlock, R OBP: 0.375, SLG: 0.439 (1, 5)	HR				1-3	HR		1B		4	3	3	2	0	0	0				
Jose Cardenal, R OBP: 0.363, SLG: 0.450 (1, 7)	6-3				F7	F5		E4		4	0	1	1	0	0	0				
Chris Ward, L OBP: 0.295, SLG: 0.266 (1, 3)	4-3				L3	4-3		1-3		4	0	0	0	0	0	1				
Ralph LaCock, L OBP: 0.250, SLG: 0.281 (1, 9)			6-3			1B		L5-3		2	0	1	0	1	0	0				
Steve Swisher, R OBP: 0.323, SLG: 0.304 (1, 2)			6-3			F9		L5-3		3	0	0	0	0	0	2				
Rob Sperring, R OBP: 0.247, SLG: 0.247 (1, 4)			5-3			F4		F9		3	0	0	0	0	0	1				
Burt Hooton, R OBP: 0.113, SLG: 0.080 (1, 1)										2	0	0	0	0	1	1				
Oscar Zamora, R OBP: 0.182, SLG: 0.182 (8, 1)			F6			K		E6		1	0	0	0	0	0	0				
Inning Stats	R: 2 E: 0 K: 0 S: 5	H: 2 LOB: 0 BB: 0 P: 5	R: 0 E: 0 K: 0 S: 3	H: 0 LOB: 0 BB: 0 P: 3	R: 0 E: 0 K: 0 S: 3	H: 0 LOB: 0 BB: 0 P: 3	R: 0 E: 0 K: 0 S: 3	H: 0 LOB: 0 BB: 0 P: 3	R: 2 E: 2 K: 0 S: 6	H: 3 LOB: 1 BB: 0 P: 6	R: 2 E: 0 K: 0 S: 6	H: 3 LOB: 1 BB: 0 P: 6	1B: 4 2B: 1 3B: 0 HR: 4	SF: 0 SAC: 0 DP: 1 HBP: 0	WP: 0 PB: 0 SB: 0 CS: 1	PA: 32				
PITCHER	IP	WLS	BF	H	R	ER	SO	BB	IBB	HBP	BLK	WP	HR	S	P	ERA	WHIP			
Steve Renko, R ERA: 4.16 (1, 1)	6.0	L	23	5	4	4	1	0	0	0	0	0	0	25	25	6.00	0.833			
Donald DeMola, R ERA: 3.12 (7, 1)	1.0		4	0	1	1	0	1	0	0	0	0	0	3	7	9.00	1.000			
Chuck Taylor, R ERA: 2.17 (8, 1)	1.0		5	3	1	0	0	0	0	0	0	0	0	5	5	0.00	3.000			

Montreal Expos @ Chicago Cubs
Wrigley Field, Chicago, IL
Tue Sep 24 1974, 3:33 AM CDT
Sunny - 63 F

AB 31
R 6
H 8
RBI 5
BB 1
SO 1
LOB 6



Batter	1	2	3	4	5	6	7	8	9	AB	R	H	RBI	BB	SO	LOB	TOP	
Larry Lintz, S OBP: 0.339, SLG: 0.281 Jim Cox, R OBP: 0.292, SLG: 0.304	SH3 1B BB		HR BB	F7 1-2		FC3-6 BB		K 1B	PB 1B	2	2	0	0	3	1	1		
Tim Foli, R OBP: 0.296, SLG: 0.288	SH3 1-3		HR BB	K		FC3-6 1-2		1-3	1B BB	3	1	0	0	2	1	2		
Willie Davis, L OBP: 0.321, SLG: 0.424 Jerry White, S OBP: 0.333, SLG: 0.333	1B 3-H		HR 1-H 3-H	F9		F5 1-2		1B E S	1B 1-2 2-H	5	1	3	4	0	0	2		
Mike Jorgensen, L OBP: 0.443, SLG: 0.487	F7 1-2		1B S 1B			G3 1B SF8 BB		1B BB	4-3	4	2	1	0	2	0	4		
Ron Fairly, L OBP: 0.377, SLG: 0.420 Pepe Manguel, R OBP: 0.386, SLG: 0.385	L5		F7 1-2			1B BB		1-3	G3	4	0	1	0	0	0	2		
Ken Singleton, S OBP: 0.384, SLG: 0.372 Tony Scott, S OBP: 0.286, SLG: 0.286		K E:0 K:1 S:5	1B S 2-H	K E:0 K:1 S:8		K E:0 K:2 S:8		K E:0 K:1 S:6	K E:0 K:2 S:11	4	0	1	1	0	3	2		
Bob Bailey, R OBP: 0.437 Pepe Frias, R OBP: 0.265, SLG: 0.276	F3		K 1-2			1B BB		1B 2B	3B 2B	3	1	1	0	1	1	1		
Gary Carter, R OBP: 0.421, SLG: 0.529	F9			E6 1B		SF8 3-H		1B 2-H	3B WP 3B	4	2	2	3	0	0	0		
Don Carrithers, R OBP: 0.286, SLG: 0.286 Dale Murray, R (6, 1)			4-3	1B PB 2-H		K 2-H		F2	K 3-H	3	0	1	1	0	1	2		
Inning Stats	R: 1 E: 0 K: 0 S: 4	H: 1 LOB: 1 BB: 1 P: 8	R: 0 E: 0 K: 1 S: 5	H: 0 LOB: 0 BB: 0 P: 5	R: 4 E: 0 K: 1 S: 8	H: 3 LOB: 1 BB: 2 P: 16	R: 1 E: 1 K: 1 S: 7	H: 1 LOB: 1 BB: 0 P: 7	R: 1 E: 0 K: 2 S: 8	H: 2 LOB: 1 BB: 0 P: 7	R: 0 E: 0 K: 1 S: 6	H: 1 LOB: 2 BB: 1 P: 10	R: 3 E: 0 K: 2 S: 11	H: 4 LOB: 2 BB: 1 P: 15	1B: 9 2B: 2 3B: 1 HR: 1	SF: 1 SAC: 1 DP: 0 HBP: 0	WP: 1 PB: 2 SB: 7 CS: 0	PA: 49
PITCHER	IP WLS BF H R ER SO BB IBB HBP BLK WP HR S P ERA WHIP																	
Ray Burris, R ERA: 6.78	(1, 1) 4.0 L 21 5 6 5 3 3 0 0 0 0 1 24 36 11.25 2.000																	
Herb Hutson, R ERA: 3.97	(5, 1) 2.0 10 1 1 1 2 3 0 0 0 0 0 11 23 4.50 2.000																	
Jim Todd, R ERA: 3.99	(7, 1) 2.0 10 3 1 1 2 1 0 0 0 0 0 13 17 4.50 2.000																	
Dave LaRoche, L ERA: 4.83	(9, 1) 1.0 8 4 3 3 2 1 0 0 0 1 0 11 15 27.00 5.000																	

Montreal Expos @ Chicago Cubs
Wrigley Field, Chicago, IL
Tue Sep 24 1974, 3:38 AM CDT
Att: 1,751 - Unknown

AB	39
R	11
H	13
RBI	10
BB	8
SO	9
LOB	19



Batter	1	2	3	4	5	6	7	8	9	AB	R	H	RBI	BB	SO	LOB	BOTTOM			
Ralph LaCock, L OBP: 0.238, SLG: 0.266	L8		FC 1-2		F7		1-3		F7	5	0	0	0	0	0	1				
Gene Hiser, L OBP: 0.286, SLG: 0.357	6-3		F7		F8		FC4-6 1B		L4-3 1B	5	0	2	0	0	0	2				
Bill Madlock, R OBP: 0.373, SLG: 0.436	6-3		F8		1B 1B		FC4-6 1-2		L4-3 1-2	5	0	1	0	0	0	4				
Jerry Morales, R OBP: 0.329, SLG: 0.412			G4-6-3 BB		F9 1-3		K			3	0	1	0	1	1	1				
Chris Ward, L OBP: 0.293, SLG: 0.260		G4-6-3 1-2		1B SF7 BB	F5			4-3		3	1	0	0	1	0	3				
Ron Dunn, R OBP: 0.412, SLG: 0.534					1B 1B		F7		5-3	3	0	1	0	1	0	0				
George Mitterwald, R OBP: 0.311, SLG: 0.363					SF7			HR	1B 1B	3	1	2	2	0	0	1				
Rob Sperring, R OBP: 0.268, SLG: 0.270					3-H		1-3		1B 1-2	4	0	3	0	0	0	0				
Ray Burris, R OBP: 0.206, SLG: 0.077 Billy Williams, L OBP: 0.305, SLG: 0.446 Herb Hutson, R OBP: 0.292, SLG: 0.336 Rick Stelmazek, L OBP: 0.295, SLG: 0.303 Jim Todd, L OBP: 0.275, SLG: 0.471 Rick Monday, L OBP: 0.286, SLG: 0.360					FC4-6 1-2				F7	1	0	0	0	0	0	1				
Inning Stats	R: 0 E: 0 K: 0 S: 3	H: 0 LOB: 0 BB: 0 P: 3	R: 0 E: 0 K: 0 S: 2	H: 0 LOB: 1 BB: 2 P: 10	R: 0 E: 1 K: 0 S: 5	H: 1 LOB: 2 BB: 0 P: 5	R: 1 E: 0 K: 0 S: 5	H: 2 LOB: 2 BB: 1 P: 9	R: 0 E: 0 K: 0 S: 4	H: 1 LOB: 0 BB: 0 P: 4	R: 0 E: 0 K: 1 S: 6	H: 1 LOB: 1 BB: 0 P: 6	R: 0 E: 0 K: 0 S: 5	H: 2 LOB: 2 BB: 0 P: 5	R: 0 E: 0 K: 0 S: 3	H: 1 LOB: 0 BB: 0 P: 3	1B: 9 2B: 1 3B: 0 HR: 1	SF: 1 SAC: 0 DP: 2 HBP: 0	WP: 0 PB: 0 SB: 0 CS: 0	PA: 39
PITCHER	IP WLS BF H R ER SO BB IBB HBP BLK WP HR S P ERA WHIP																			
Don Carrithers, R ERA: 3.0	(1, 1) 5.1 W 25 6 2 2 2 0 3 0 0 0 0 0 22 34 3.38 1.688																			
Dale Murray, R ERA: 1.13	(6, 1) 3.2 S 14 4 0 0 1 0 0 0 0 0 0 0 16 16 0.00 1.091																			

Montreal Expos @ Chicago Cubs
Wrigley Field, Chicago, IL
Tue Sep 24 1974, 3:38 AM CDT
Att: 1,751 - Unknown

AB	35
R	2
H	10
RBI	2
BB	3
SO	1
LOB	17



Batter	1	2	3	4	5	6	7	8	9	AB	R	H	RBI	BB	SO	LOB	TOP		
Larry Lintz, S (1,4) OBP: 0.343, SLG: 0.286										5	2	3	0	0	0	0			
Warren Cromartie, L (1,7) OBP: 0.300, SLG: 0.176										4	1	1	0	1	2	2			
Willie Davis, L (1,8) OBP: 0.323, SLG: 0.431										5	1	3	2	0	0	2			
Mike Jorgensen, L (1,3) OBP: 0.439, SLG: 0.482										5	0	1	2	0	0	2			
Ken Singleton, S (1,9) OBP: 0.384, SLG: 0.370										3	1	0	0	2	0	2			
Bob Bailey, R (1,5) OBP: 0.394, SLG: 0.442										4	1	1	1	0	1	2			
Larry Parrish, R (8,5) OBP: 0.274, SLG: 0.236										0	0	0	0	0	0	0			
Gary Carter, R (1,2) OBP: 0.435, SLG: 0.524										4	0	2	1	0	1	0			
Pepe Frias, R (1,6) OBP: 0.265, SLG: 0.275										4	1	1	0	0	2	2			
Tom Walker, R (1,1) OBP: 0.235, SLG: 0.250										3	0	0	0	0	2	2			
Inning Stats	R: 1 E: 0 K: 0 S: 4	H: 1 LOB: 1 BB: 1 P: 8	R: 2 E: 1 K: 1 S: 8	H: 3 LOB: 1 BB: 0 P: 8	R: 0 E: 0 K: 0 S: 3	H: 0 LOB: 0 BB: 1 P: 7	R: 0 E: 0 K: 1 S: 5	H: 0 LOB: 0 BB: 0 P: 5	R: 0 E: 1 K: 1 S: 6	H: 1 LOB: 1 BB: 0 P: 6	R: 1 E: 0 K: 0 S: 5	H: 3 LOB: 1 BB: 0 P: 5	R: 0 E: 1 K: 1 S: 6	H: 1 LOB: 0 BB: 0 P: 6	R: 2 E: 0 K: 1 S: 7	H: 2 LOB: 0 BB: 0 P: 7	1B: 10 2B: 0 3B: 0 HR: 2	SF: 0 SAC: 1 DP: 0 HBP: 0	WP: 1 PA: 41
PITCHER	IP WLS BF H R ER SO BB IBB HBP BLK WP HR S P ERA WHIP																		
Bill Bonham, R (1,1) ERA: 3.91	6.1 L 30 8 5 4 6 3 0 0 0 1 0 1 39 51 5.68 1.737																		
Ken Frailing, L (7,1) ERA: 3.79	0.2 2 1 0 0 0 0 0 0 0 0 1 0 2 2 0.00 1.500																		
Rick Reuschel, R (8,1) ERA: 4.38	2.0 9 3 2 2 2 0 0 0 0 1 0 0 13 13 9.00 1.500																		

Montreal Expos @ Chicago Cubs
Wrigley Field, Chicago, IL
Wed Sep 25 1974, 3:33 AM CDT
Sunny - 70 F

AB	37
R	7
H	12
RBI	6
BB	3
SO	8
LOB	14



Batter	1	2	3	4	5	6	7	8	9	AB	R	H	RBI	BB	SO	LOB	BOTTOM				
Rick Monday, L (1,8) OBP: 0.376, SLG: 0.475										4	1	2	0	0	0	0					
Don Kessinger, S (1,6) OBP: 0.281, SLG: 0.326										4	0	1	1	0	1	1					
Bill Madlock, R (1,5) OBP: 0.374, SLG: 0.437										4	0	2	0	0	1	1					
Jose Cardenal, R (1,7) OBP: 0.363, SLG: 0.450										4	0	1	0	0	0	2					
Chris Ward, L (1,3) OBP: 0.286, SLG: 0.252										4	0	0	0	0	0	2					
Ralph LaCock, L (1,9) OBP: 0.238, SLG: 0.258										3	0	0	0	1	0	0					
Ron Dunn, R (1,4) OBP: 0.417, SLG: 0.517										2	0	0	0	2	1	3					
Steve Swisher, R (1,2) OBP: 0.319, SLG: 0.300										4	0	0	0	0	0	2					
Bill Bonham, R (1,1) OBP: 0.169, SLG: 0.173										2	0	0	0	0	2	0					
Ken Frailing, L (7,1) OBP: 0.281, SLG: 0.258										0	0	0	0	0	0	0					
Rick Stelmazek, L (7,PH) OBP: 0.353, SLG: 0.300										1	0	0	0	0	0	0					
Rick Reuschel, R (8,1) OBP: 0.229, SLG: 0.305										0	0	0	0	0	0	0					
Inning Stats	R: 0 E: 0 K: 0 S: 4	H: 2 LOB: 1 BB: 0 P: 4	R: 0 E: 0 K: 0 S: 3	H: 0 LOB: 1 BB: 1 P: 7	R: 1 E: 0 K: 1 S: 7	H: 2 LOB: 1 BB: 0 P: 7	R: 0 E: 0 K: 1 S: 5	H: 0 LOB: 0 BB: 0 P: 5	R: 0 E: 0 K: 1 S: 5	H: 0 LOB: 0 BB: 0 P: 5	R: 0 E: 0 K: 1 S: 7	H: 2 LOB: 3 BB: 1 P: 11	R: 0 E: 0 K: 0 S: 3	H: 0 LOB: 0 BB: 0 P: 3	R: 0 E: 0 K: 1 S: 5	H: 0 LOB: 0 BB: 0 P: 5	R: 0 E: 0 K: 0 S: 3	H: 0 LOB: 1 BB: 1 P: 7	1B: 4 2B: 1 3B: 1 HR: 0	SF: 0 SAC: 0 DP: 1 HBP: 0	WP: 0 PA: 35
PITCHER	IP WLS BF H R ER SO BB IBB HBP BLK WP HR S P ERA WHIP																				
Tom Walker, R (1,1) ERA: 3.81	9.0 W 35 6 1 1 5 3 0 0 0 0 0 0 42 54 1.00 1.000																				

Montreal Expos @ Chicago Cubs
Wrigley Field, Chicago, IL
Wed Sep 25 1974, 3:33 AM CDT
Sunny - 70 F

AB	32
R	1
H	6
RBI	1
BB	3
SO	5
LOB	11



Batter	1	2	3	4	5	6	7	8	9	AB	R	H	RBI	BB	SO	LOB	TOP				
Pepe Mangual, R OBP: 0.371, SLG: 0.375 (1, 8)	0-0 4-3	0-0 FC6-4		0-0 SF8			0-3 K		0-0 1B	4	0	1	1	0	1	2					
Tim Foli, R OBP: 0.295, SLG: 0.287 (1, 6)	0-0 BLK 1B	0-0 FC6-4		0-0 5-3			0-0 6-3		0-0 5-3	5	1	1	0	0	0	3					
Bob Bailey, R OBP: 0.395, SLG: 0.442 Jerry White, S OBP: 0.333, SLG: 0.333 (7, 7)	0-0 1-H 1B		0-0 FC5-4 1B		0-0 6-3		0-0 F7			4	0	2	1	0	0	0					
Hal Breedren, R OBP: 0.330, SLG: 0.351 Larry Lintz, S OBP: 0.243, SLG: 0.286 Mike Jorgensen, L OBP: 0.439, SLG: 0.482 (8, 3)	0-3 K		0-0 FC5-4 WP 1-2		0-0 F3			4-0 4-3 CS BB		3	0	0	0	1	1	2					
Barry Foote, R OBP: 0.318, SLG: 0.416 (1, 2)	4-0 FC6-4 BB		0-0 F8 1-2		0-0 2B			0-0 4-3 1-3		3	0	1	0	1	0	2					
Gary Carter, R OBP: 0.385, SLG: 0.458 Tony Scott, S OBP: 0.375, SLG: 0.286 (7, 9)	0-0 FC6-4 1-2		0-0 6-3		0-0 F8			4-0 S BB		3	0	0	0	0	0	4					
Jim Cox, R OBP: 0.292, SLG: 0.300 (1, 4)		0-0 F9		4-0 SH3-4 BLK BB		0-3 K		0-0 L4 1-2 3-H		3	1	0	0	1	1	2					
Larry Parrish, R OBP: 0.288, SLG: 0.241 (1, 5)		0-0 FC6-4 BB 1B		4-0 BLK SH3-4 SF8 BB		0-3 K		0-3 K		3	1	1	0	1	2	0					
Steve Rogers, R OBP: 0.230, SLG: 0.141 Dale Murray, R (9, 1)		4-0 FC6-4 BB		0-0 SH3-4		0-0 1-3		0-0 6-3		2	0	0	0	1	0	0					
Inning Stats	R: 1 E: 0 K: 1 S: 7	H: 2 LOB: 2 BB: 1 P: 11	R: 0 E: 0 K: 0 S: 4	H: 1 LOB: 2 BB: 1 P: 8	R: 0 E: 0 K: 0 S: 4	H: 1 LOB: 0 BB: 0 P: 4	R: 2 E: 0 K: 0 S: 3	H: 0 LOB: 0 BB: 2 P: 11	R: 0 E: 0 K: 2 S: 4	H: 0 LOB: 0 BB: 0 P: 7	R: 0 E: 0 K: 1 S: 5	H: 0 LOB: 0 BB: 0 P: 5	R: 0 E: 0 K: 0 S: 2	H: 0 LOB: 2 BB: 0 P: 10	R: 0 E: 0 K: 1 S: 6	H: 1 LOB: 1 BB: 0 P: 6	1B: 5 2B: 1 3B: 0 HR: 0	SF: 1 SAC: 1 DP: 0 HBP: 0	WP: 1 PB: 0 SB: 4 CS: 1	PA: 38	
PITCHER	IP	WLS	BF	H	R	ER	SO	BB	IBB	HBP	BLK	WP	HR	S	P	ERA	WHIP				
Jim Kremmel, L ERA: 5.23 (1, 1)	5.0	L	24	5	3	3	1	4	0	0	2	1	0	22	38	5.40	1.800				
Steve Stone, R ERA: 4.12 (6, 1)	2.0		6	0	0	0	3	0	0	0	0	0	0	12	12	0.00	0.000				
Jim Todd, R ERA: 3.95 (8, 1)	1.0		4	0	0	0	0	2	0	0	0	0	0	2	10	0.00	2.000				
Oscar Zamora, R ERA: 3.05 (9, 1)	1.0		4	1	0	0	1	0	0	0	0	0	0	6	6	0.00	1.000				

Montreal Expos @ Chicago Cubs
Wrigley Field, Chicago, IL
Wed Sep 25 1974, 3:38 AM CDT
Att: 2,537 - Unknown

AB 30
R 3
H 6
RBI 2
BB 6
SO 5
LOB 15



Batter	1	2	3	4	5	6	7	8	9	AB	R	H	RBI	BB	SO	LOB	BOTTOM				
Rick Monday, L OBP: 0.376, SLG: 0.473 (1, 8)	0-0 F7-3 1B		0-0 F7		0-3 K		0-0 4-3			4	0	1	0	0	1	0					
Ralph LaCock, L OBP: 0.248, SLG: 0.260 (1, 3)	0-0 F7-3 1-2		0-0 E 1B		4-0 BB			0-0 3-1		3	0	1	0	1	0	1					
Billy Williams, L OBP: 0.382, SLG: 0.442 Steve Stone, R OBP: 0.155, SLG: 0.125 Jim Todd, L OBP: 0.059, SLG: 0.063 Chris Ward, L OBP: 0.284, SLG: 0.250 Oscar Zamora, R OBP: 0.182, SLG: 0.182 (8, 1)	0-0 4-3		0-0 E4 1-3		0-0 4-1			0-0 G3		3	0	0	0	0	0	2					
Bill Madlock, R OBP: 0.373, SLG: 0.435 (1, 5)		0-0 1B 1B	0-0 F4		0-0 5-3			0-0 5-3		4	1	1	0	0	0	2					
Jerry Morales, R OBP: 0.330, SLG: 0.419 (1, 9)		0-0 1B 1-2 1B	0-3 K		0-0 5-3			0-0 HR		4	1	2	1	0	1	2					
Rick Steinaecker, L OBP: 0.384, SLG: 0.341 Billy Grabarkewitz, R OBP: 0.335, SLG: 0.310 (9, PR)		0-3 K		0-0 4-3		0-0 2B		0-0 CS 1B		4	0	2	0	0	1	2					
Ron Dunn, R OBP: 0.408, SLG: 0.500 (1, 4)		0-0 1-2 2-H 1B		0-3 K		0-3 K		0-0 F9 1-2		4	0	1	1	0	2	2					
Rob Sperring, R OBP: 0.257, SLG: 0.258 (1, 6)		0-0 F7		0-0 5-3			0-0 L4		0-0 4-3	4	0	0	0	0	3						
Jim Kremmel, L (1, 1)		0-3 K			0-0 F8		0-0 F8			1	0	0	0	0	1	2					
Gene Hiser, L OBP: 0.250, SLG: 0.313 (5, PH) (6, 7)										2	0	0	0	0	0	0					
Inning Stats	R: 0 E: 0 K: 0 S: 3	H: 1 LOB: 0 BB: 0 P: 3	R: 1 E: 0 K: 2 S: 10	H: 3 LOB: 2 BB: 0 P: 10	R: 0 E: 1 K: 1 S: 7	H: 1 LOB: 2 BB: 0 P: 7	R: 0 E: 0 K: 1 S: 5	H: 0 LOB: 0 BB: 0 P: 5	R: 0 E: 0 K: 1 S: 6	H: 1 LOB: 1 BB: 0 P: 6	R: 0 E: 0 K: 0 S: 3	H: 0 LOB: 0 BB: 0 P: 3	R: 0 E: 0 K: 0 S: 3	H: 0 LOB: 0 BB: 0 P: 3	R: 1 E: 0 K: 0 S: 4	H: 2 LOB: 1 BB: 0 P: 4	1B: 6 2B: 2 3B: 0 HR: 1	SF: 0 SAC: 0 DP: 1 HBP: 0	WP: 0 PB: 0 SB: 0 CS: 1	PA: 35	
PITCHER	IP	WLS	BF	H	R	ER	SO	BB	IBB	HBP	BLK	WP	HR	S	P	ERA	WHIP				
Steve Rogers, R ERA: 4.47 (1, 1)	8.0		32	7	2	2	6	1	0	0	0	0	0	43	47	2.25	1.000				
Dale Murray, R ERA: 1.11 (9, 1)	1.0	S	3	1	0	0	0	0	0	0	0	0	0	3	3	0.00	1.000				

Montreal Expos @ Chicago Cubs
Wrigley Field, Chicago, IL
Wed Sep 25 1974, 3:38 AM CDT
Att: 2,537 - Unknown

AB 34
R 2
H 8
RBI 2
BB 1
SO 6
LOB 16



Batter	1	2	3	4	5	6	7	8	9	AB	R	H	RBI	BB	SO	LOB	TOP					
Dave Cash, R (1,4) OBP: 0.357, SLG: 0.389										4	0	1	0	0	0	2	Philadelphia Phillies @ Montreal Expos Jarry Park, Montreal, QB Fri Sep 27 1974, 7:05 PM EDT Att: 8,179 - Unknown					
Larry Bowa, S (1,6) OBP: 0.300, SLG: 0.341										3	0	1	0	0	0	0						
Bill Robinson, R (8,PH) OBP: 0.284, SLG: 0.352										1	0	0	0	0	0	1						
Terry Harmon, R (8,6) OBP: 0.276, SLG: 0.133										0	0	0	0	0	0	0						
Mike Schmidt, R (1,5) OBP: 0.396, SLG: 0.550										4	0	0	0	0	2	2						
Willie Montanez, L (1,3) OBP: 0.345, SLG: 0.412										4	0	0	0	0	1	2						
Greg Luzinski, R (1,7) OBP: 0.331, SLG: 0.400										4	0	0	0	0	1	2						
Jay Johnstone, L (1,9) OBP: 0.385, SLG: 0.500										3	0	0	0	0	0	0						
Del Unser, L (1,8) OBP: 0.339, SLG: 0.403										3	0	2	0	0	0	0						
Bob Boone, R (1,2) OBP: 0.295, SLG: 0.326										2	0	0	0	0	0	2						
Tony Taylor, R (8,PH) OBP: 0.394, SLG: 0.508										1	0	0	0	0	0	0						
Larry Cox, R (8,2) OBP: 0.250, SLG: 0.216										0	0	0	0	0	0	0						
Jim Lonborg, R (1,1) OBP: 0.133, SLG: 0.151										2	0	0	0	0	0	2						
Tom Hutton, L (8,PH) OBP: 0.329, SLG: 0.354										0	0	0	0	1	0	0						
Mac Scarce, L (8,1) OBP: 0.250, SLG: 0.216										0	0	0	0	0	0	0						
Gene Garber, R (8,1)										0	0	0	0	0	0	0						
Inning Stats	R: 0 E: 0 K: 1 S: 7	H: 2 LOB: 2 BB: 0 P: 7	R: 0 E: 0 K: 0 S: 4	H: 1 LOB: 1 BB: 0 P: 4	R: 0 E: 0 K: 1 S: 5	H: 0 LOB: 0 BB: 0 P: 5	R: 0 E: 0 K: 0 S: 3	H: 0 LOB: 0 BB: 0 P: 3	R: 0 E: 0 K: 0 S: 4	H: 1 LOB: 1 BB: 0 P: 4	R: 0 E: 0 K: 1 S: 5	H: 0 LOB: 0 BB: 0 P: 5	R: 0 E: 0 K: 0 S: 3	H: 0 LOB: 0 BB: 0 P: 3	R: 0 E: 0 K: 0 S: 3	H: 0 LOB: 0 BB: 0 P: 7	R: 0 E: 0 K: 1 S: 5	H: 0 LOB: 0 BB: 0 P: 5	1B: 4 2B: 0 3B: 0 HR: 0	SF: 0 SAC: 0 DP: 0 HBP: 0	WP: 0 PB: 0 SB: 1 CS: 0	PA: 32
PITCHER Mike Torrez, R (1,1) ERA: 3.61	IP: 9.0 WLS: W BF: 32	H: 4 R: 0 ER: 0 SO: 4	BB: 1 IBB: 0 HBP: 0 BLK: 0	WP: 0 HR: 0 S: 39 P: 43	ERA: 0.00 WHIP: 0.556	PITCHER										IP: 9.0 WLS: W BF: 32	H: 4 R: 0 ER: 0 SO: 4	BB: 1 IBB: 0 HBP: 0 BLK: 0	WP: 0 HR: 0 S: 39 P: 43	ERA: 0.00 WHIP: 0.556		

Batter	1	2	3	4	5	6	7	8	9	AB	R	H	RBI	BB	SO	LOB	BOTTOM					
Larry Lintz, S (1,4) OBP: 0.339, SLG: 0.282										4	0	0	0	0	1	2	Philadelphia Phillies @ Montreal Expos Jarry Park, Montreal, QB Fri Sep 27 1974, 7:05 PM EDT Att: 8,179 - Unknown					
Jerry White, S (1,7) OBP: 0.500, SLG: 1.000										3	0	2	1	0	0	0						
Bob Bailey, R (8,PH) OBP: 0.396, SLG: 0.445										1	0	1	0	0	0	0						
Ron Woods, R (8,PR) OBP: 0.303, SLG: 0.232										0	0	0	0	0	0	0						
Willie Davis, L (1,8) OBP: 0.322, SLG: 0.430										4	1	1	0	0	0	2						
Mike Jorgensen, L (1,3) OBP: 0.437, SLG: 0.477										3	0	0	0	1	0	1						
Ken Singleton, S (1,9) OBP: 0.384, SLG: 0.370										3	0	1	0	0	0	0						
Hal Breen, R (8,PH) OBP: 0.330, SLG: 0.351										0	0	0	0	0	0	0						
Ron Fairly, L (8,PH) OBP: 0.376, SLG: 0.419										1	0	0	0	0	0	2						
Tony Scott, S (8,9) OBP: 0.375, SLG: 0.286										0	0	0	0	0	0	0						
Barry Foote, R (1,2) OBP: 0.316, SLG: 0.415										3	0	1	1	0	2	0						
Pat Scanlon, L (1,5) OBP: 0.333, SLG: 0.333										3	1	1	0	0	0	2						
Larry Parrish, R (8,5) OBP: 0.288, SLG: 0.241										0	0	0	0	0	0	0						
Pepe Frias, R (1,6) OBP: 0.258, SLG: 0.268										3	0	0	0	0	1	3						
Mike Torrez, R (1,1) OBP: 0.156, SLG: 0.145										3	0	1	0	0	1	0						
Inning Stats	R: 0 E: 0 K: 1 S: 5	H: 0 LOB: 0 BB: 0 P: 5	R: 0 E: 0 K: 1 S: 5	H: 0 LOB: 0 BB: 0 P: 5	R: 1 E: 0 K: 0 S: 5	H: 3 LOB: 2 BB: 0 P: 5	R: 1 E: 0 K: 1 S: 8	H: 3 LOB: 2 BB: 0 P: 8	R: 0 E: 0 K: 1 S: 6	H: 1 LOB: 1 BB: 0 P: 6	R: 0 E: 0 K: 1 S: 5	H: 0 LOB: 0 BB: 0 P: 5	R: 0 E: 0 K: 0 S: 3	H: 0 LOB: 0 BB: 0 P: 3	R: 0 E: 0 K: 0 S: 4	H: 1 LOB: 2 BB: 1 P: 8	R: 0 E: 0 K: 0 S: 4	H: 1 LOB: 2 BB: 1 P: 8	1B: 5 2B: 2 3B: 1 HR: 0	SF: 0 SAC: 0 DP: 0 HBP: 0	WP: 0 PB: 0 SB: 0 CS: 0	PA: 32
PITCHER Jim Lonborg, R (1,1) ERA: 3.28	IP: 7.0 WLS: L BF: 27	H: 7 R: 2 ER: 2 SO: 5	BB: 0 IBB: 0 HBP: 0 BLK: 0	WP: 0 HR: 0 S: 37 P: 37	ERA: 2.57 WHIP: 1.000	PITCHER										IP: 7.0 WLS: L BF: 27	H: 7 R: 2 ER: 2 SO: 5	BB: 0 IBB: 0 HBP: 0 BLK: 0	WP: 0 HR: 0 S: 37 P: 37	ERA: 2.57 WHIP: 1.000		
Mac Scarce, L (8,1) ERA: 4.5	0.2	4	1	0	0	0	1	0	0	0	0	3	7	0.00	3.000							
Gene Garber, R (8,1) ERA: 3.24	0.1	1	0	0	0	0	0	0	0	0	0	1	1	0.00	0.000							

Batter	1	2	3	4	5	6	7	8	9	AB	R	H	RBI	BB	SO	LOB	TOP					
Dave Cash, R OBP: 0.355, SLG: 0.387 (1, 4)										4	0	0	0	0	1	3	Philadelphia Phillies @ Montreal Expos Jarry Park, Montreal, QB Sat Sep 28 1974, 3:33 AM EDT Att: 6,499 - Unknown					
Larry Bowa, S OBP: 0.301, SLG: 0.342 (1, 6)										4	1	2	0	0	1	1						
Del Unser, L OBP: 0.340, SLG: 0.404 (1, 8)										4	0	2	0	0	1	1						
Willie Montanez, L OBP: 0.342, SLG: 0.409 (1, 3)										4	0	0	0	0	1	4						
Greg Luzinski, R OBP: 0.327, SLG: 0.394 (1, 7)										4	0	0	1	0	1	2						
Jay Johnstone, L OBP: 0.378, SLG: 0.490 (1, 9)										4	0	0	0	0	1	3						
Tony Taylor, R Gene Garber, R (1, 5) (7, 1)										3	0	1	0	0	0	1						
Larry Cox, R Tom Hutton, L Bob Boone, R (1, 2) (8, PH) (8, 2)										2	0	0	0	0	1	2						
Steve Carlton, L Mike Schmidt, R (1, 1) (7, 5)										2	0	2	0	0	0	0						
Inning Stats	R: 0 E: 0 K: 0 S: 4	H: 1 LOB: 1 BB: 0 P: 4	R: 0 E: 1 K: 0 S: 4	H: 0 LOB: 1 BB: 0 P: 4	R: 0 E: 0 K: 1 S: 5	H: 1 LOB: 1 BB: 0 P: 5	R: 0 E: 0 K: 3 S: 10	H: 1 LOB: 1 BB: 0 P: 10	R: 0 E: 0 K: 1 S: 6	H: 2 LOB: 1 BB: 0 P: 6	R: 0 E: 0 K: 1 S: 5	H: 0 LOB: 0 BB: 0 P: 5	R: 0 E: 0 K: 0 S: 3	H: 0 LOB: 3 BB: 0 P: 3	R: 0 E: 0 K: 1 S: 5	H: 0 LOB: 0 BB: 0 P: 5		R: 1 E: 0 K: 0 S: 5	H: 2 LOB: 1 BB: 0 P: 5	1B: 7 2B: 1 3B: 0 HR: 0	SF: 0 SAC: 0 DP: 2 HBP: 0	WP: 0 PB: 0 SB: 0 CS: 1
PITCHER Steve Renko, R ERA: 4.03 (1, 1)	IP: 9.0 WLS: W BF: 33	H: 7 R: 1 ER: 1 SO: 7	BB: 0 IBB: 0 HBP: 0 BLK: 0	WP: 0 HR: 0 S: 47 P: 47	ERA: 1.00 WHIP: 0.778	PITCHER										ERA: 1.00 WHIP: 0.778						

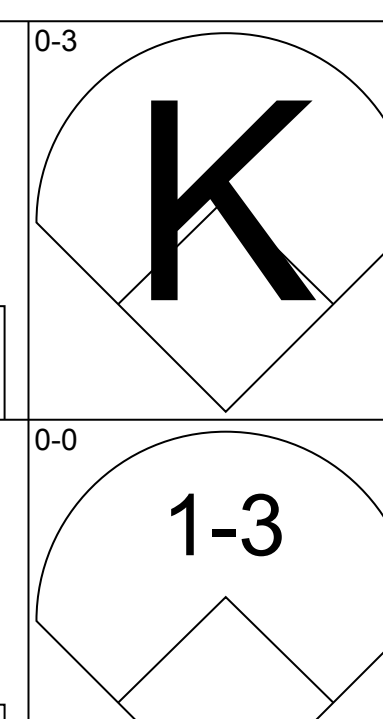
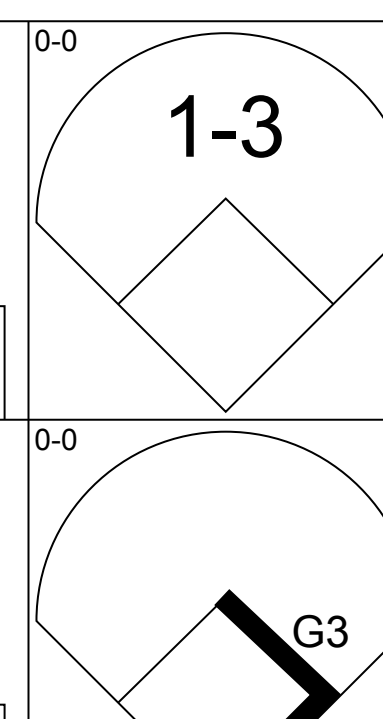
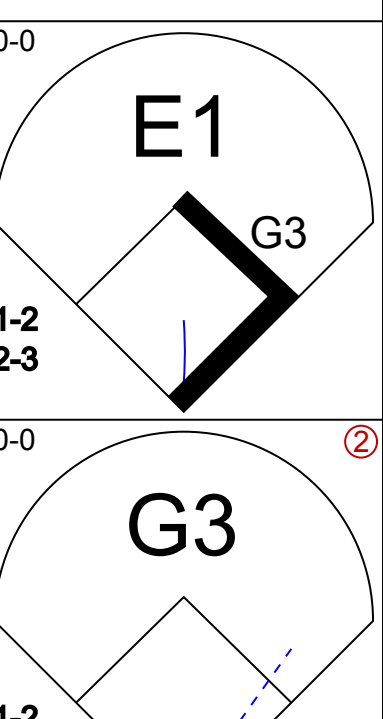
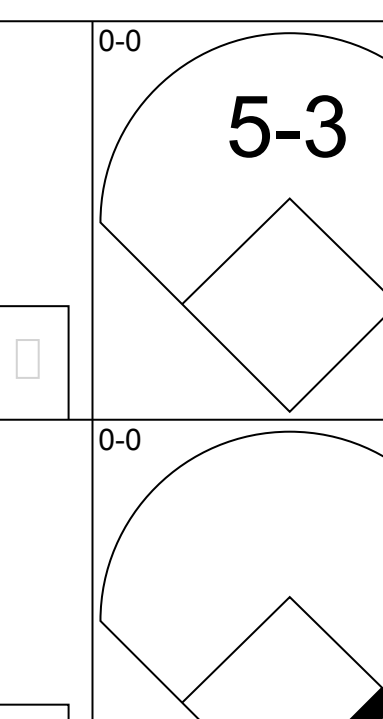
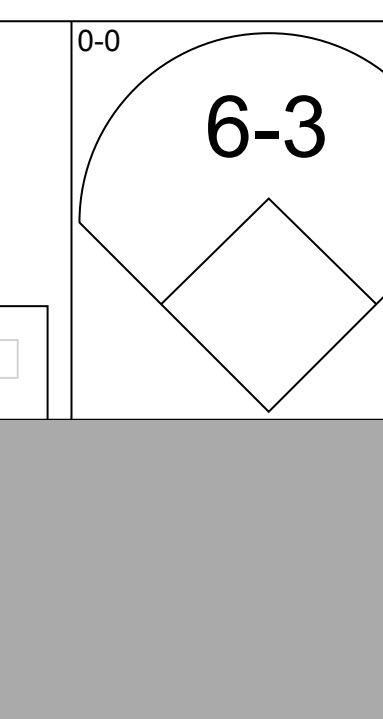
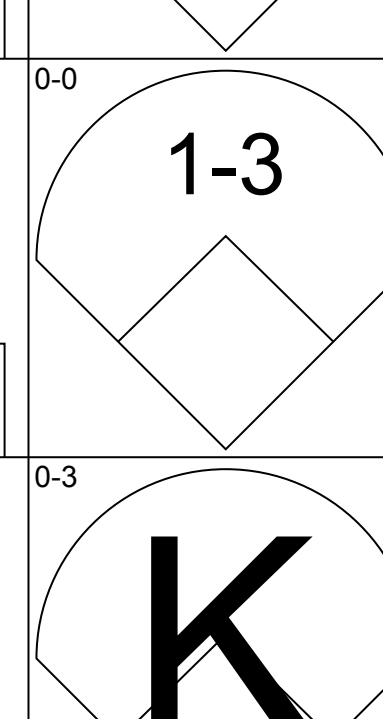
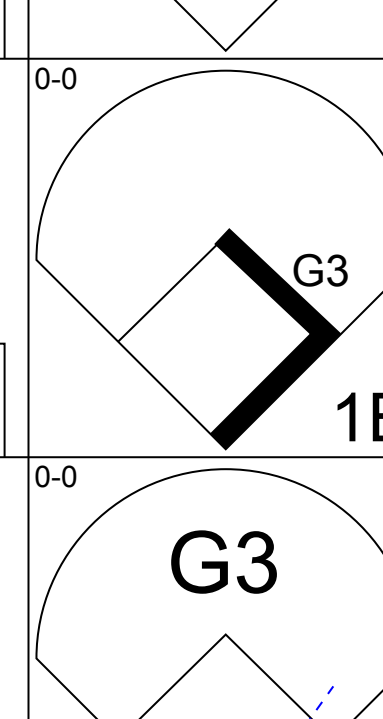
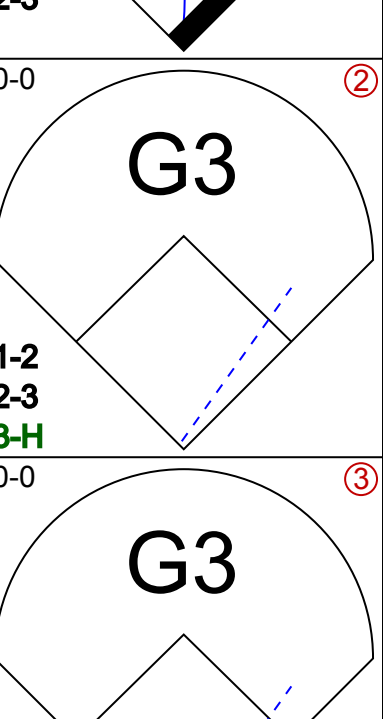
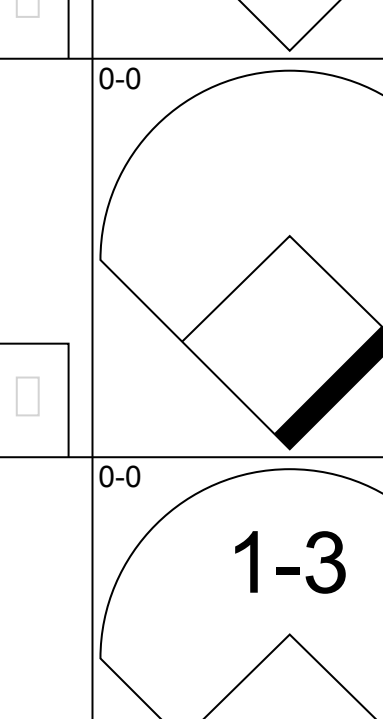
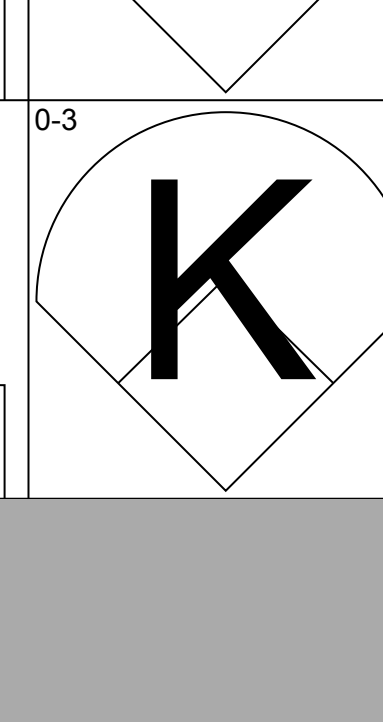
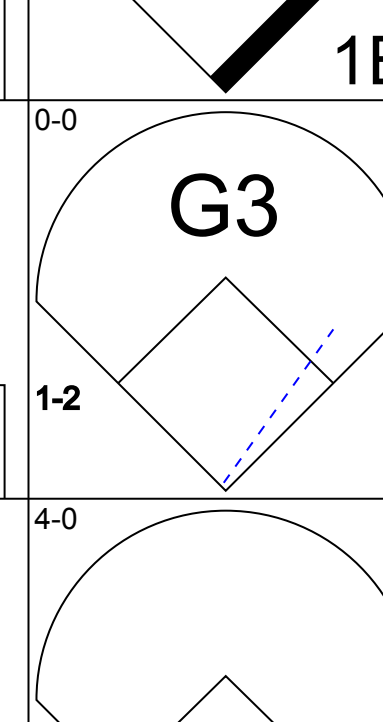
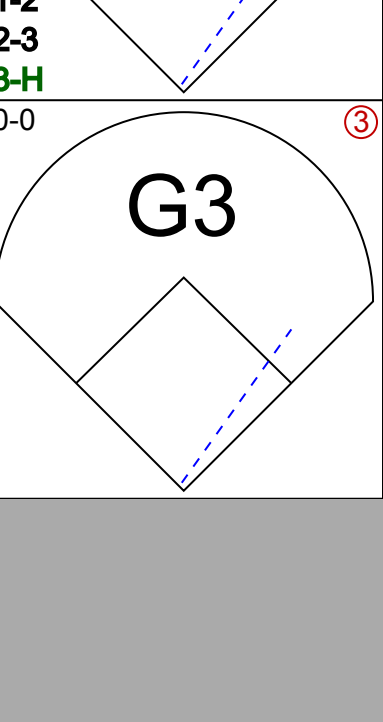
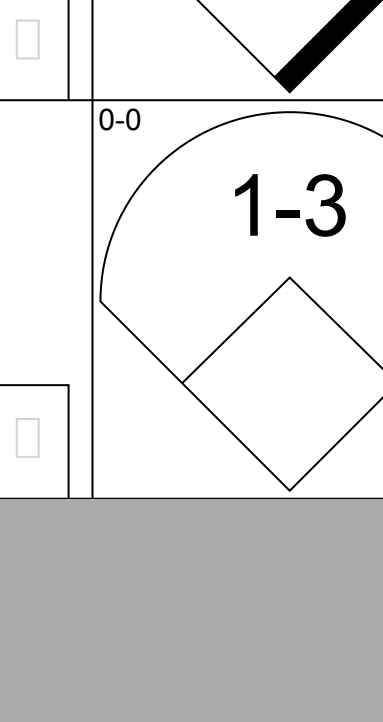
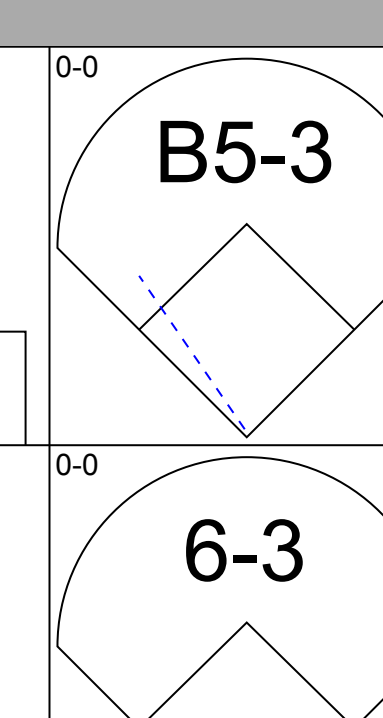
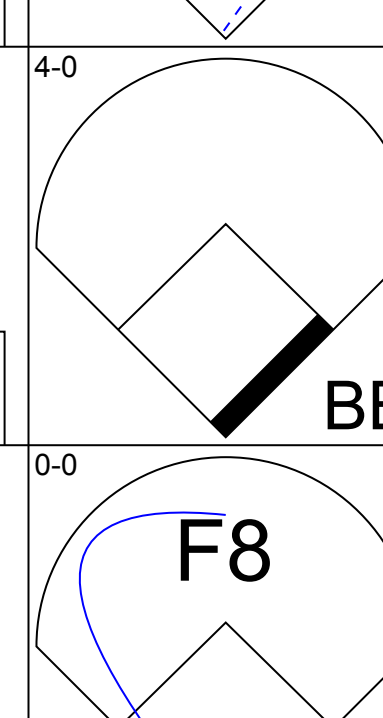
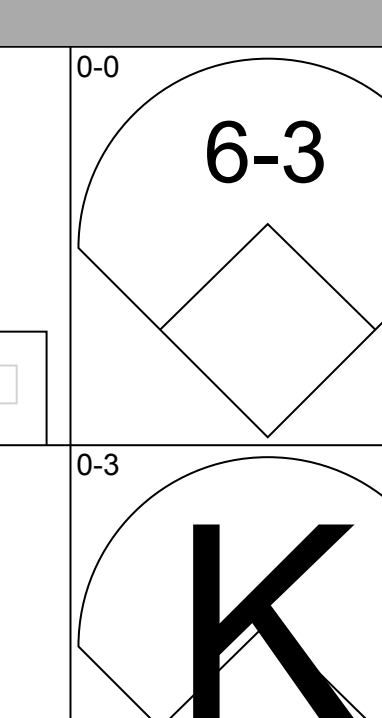
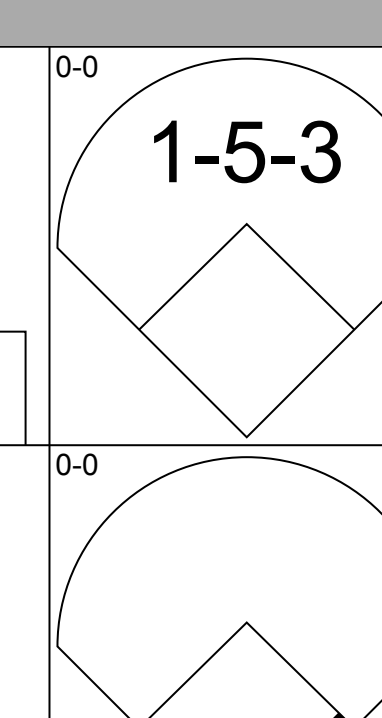
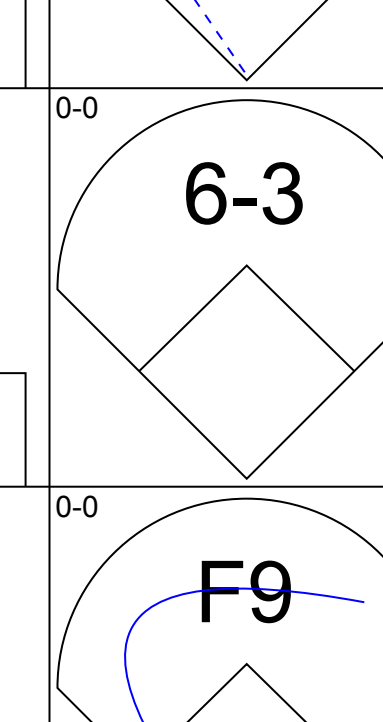
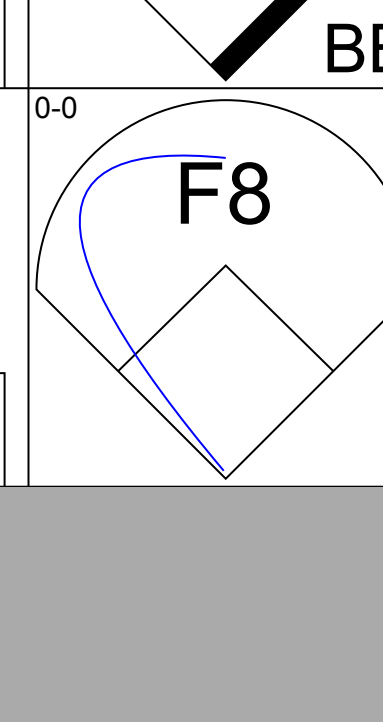
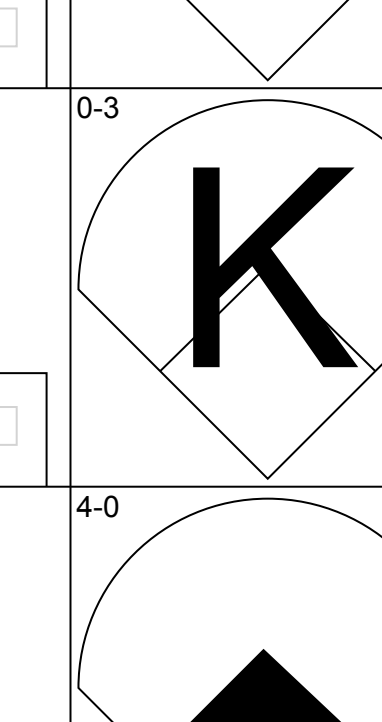
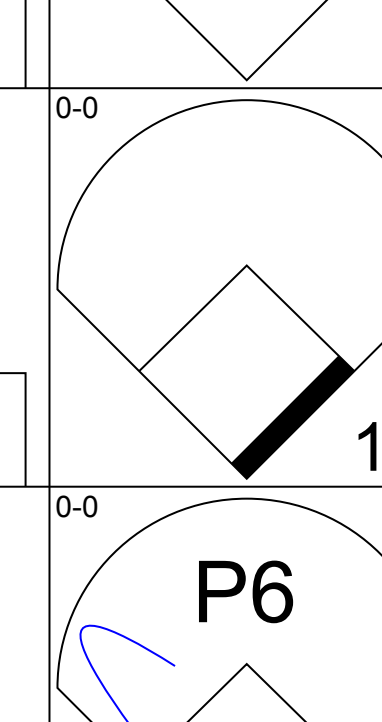
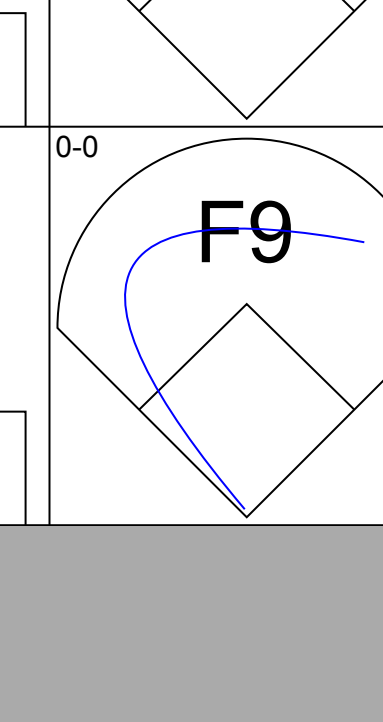
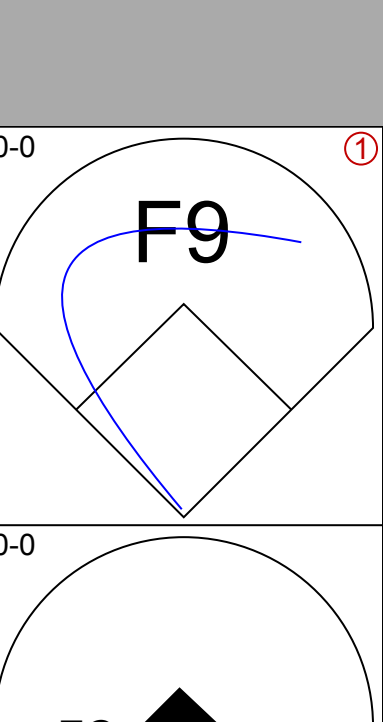
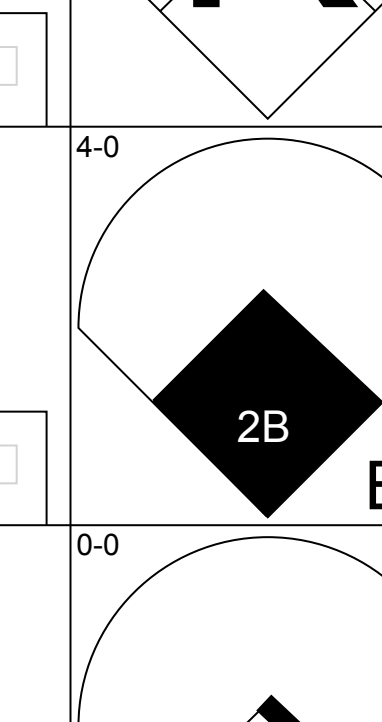
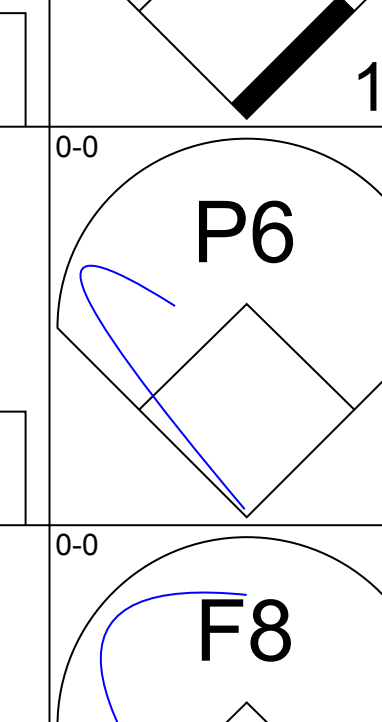
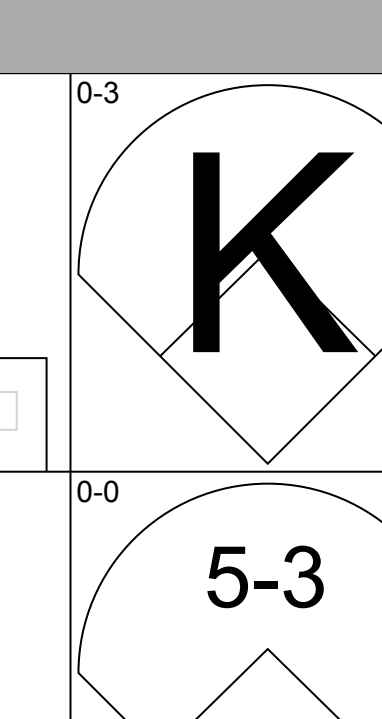
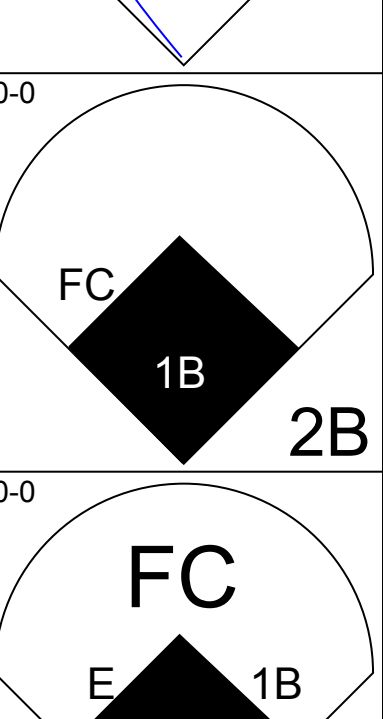
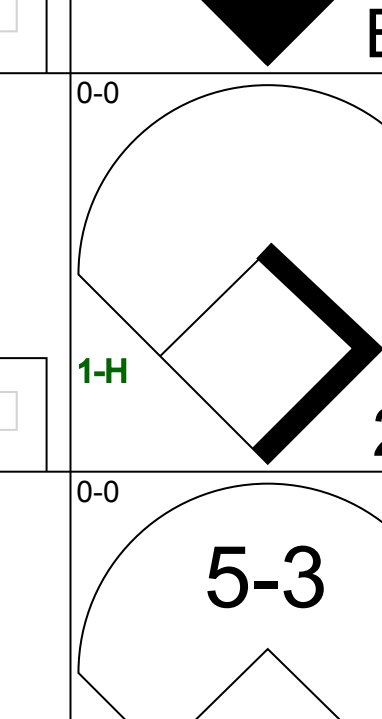
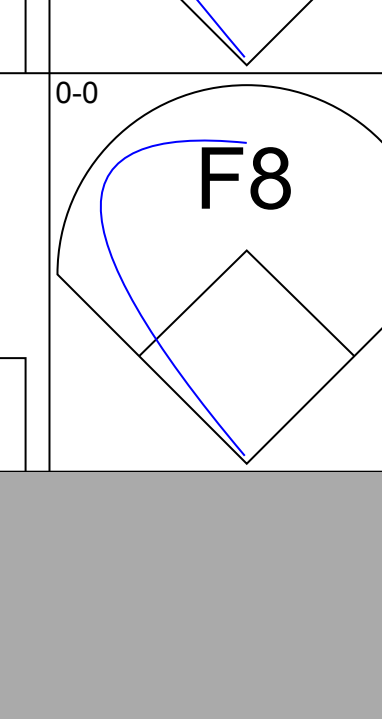
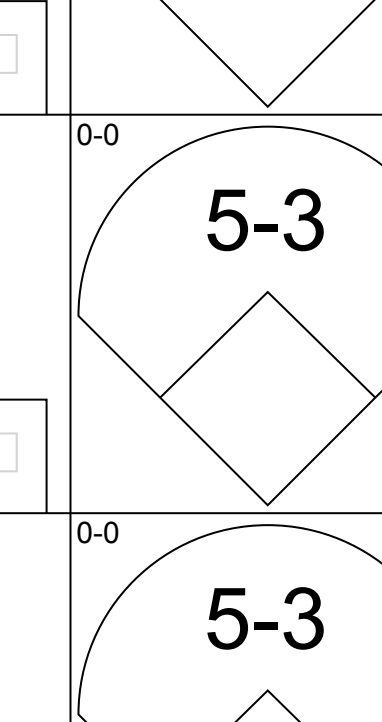
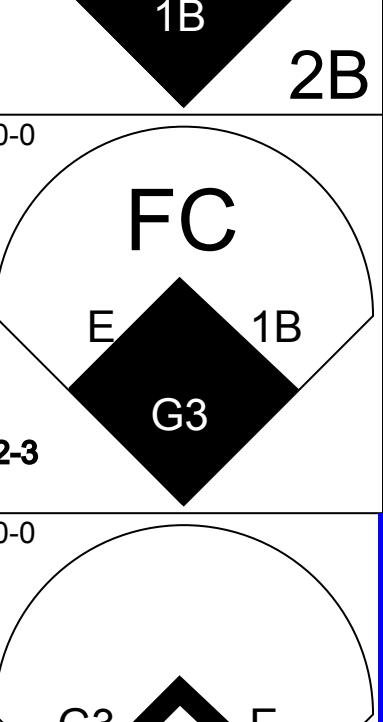
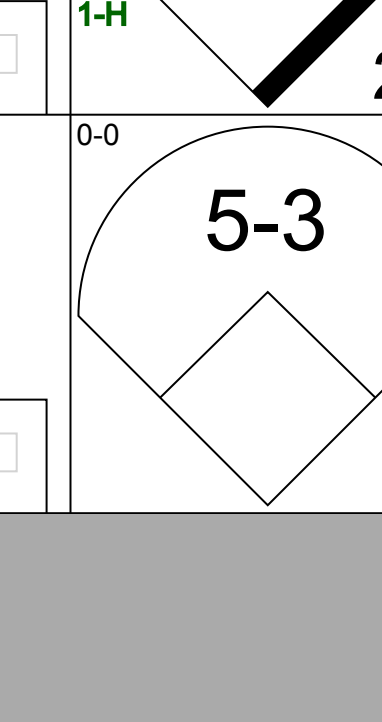
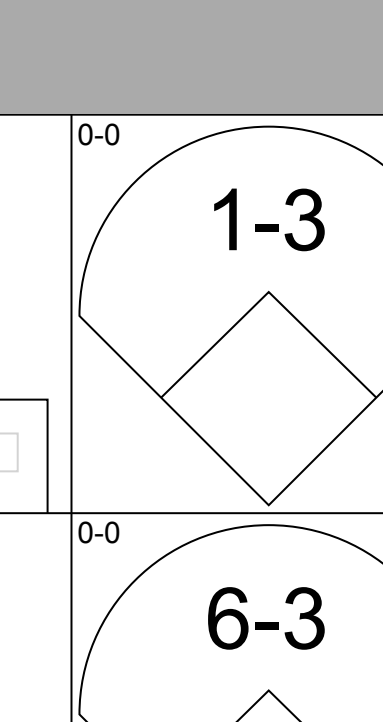
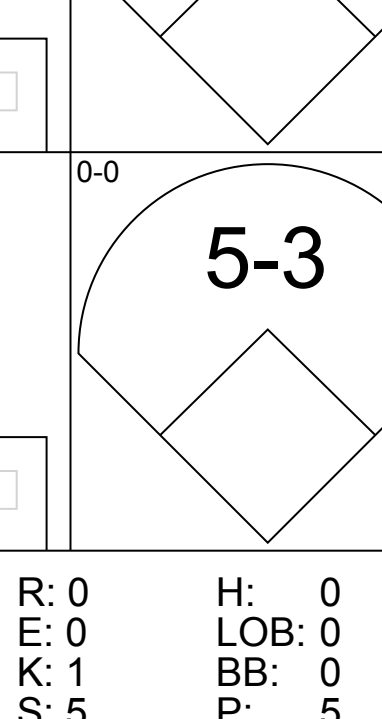

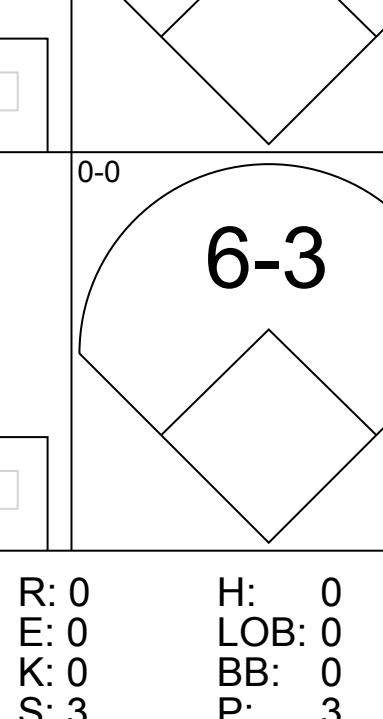
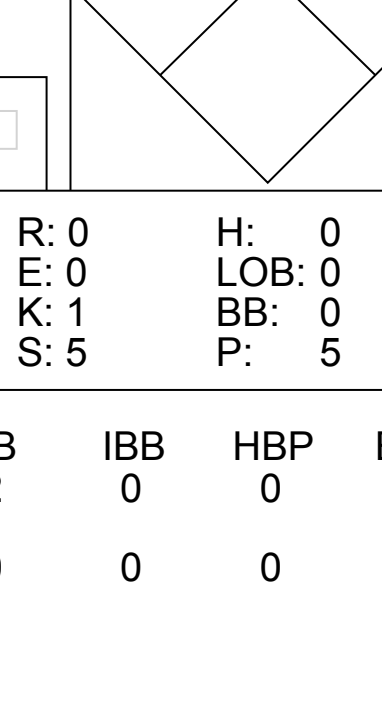
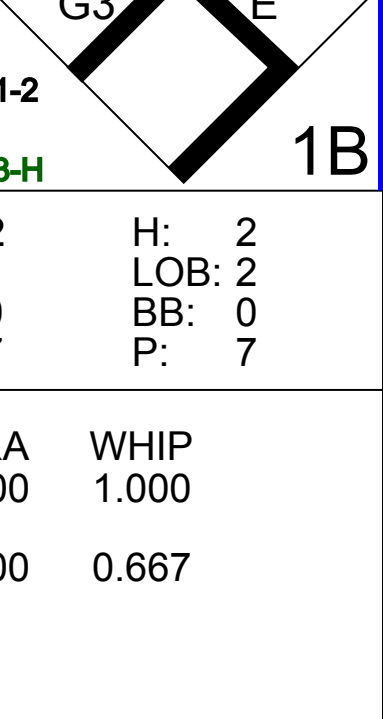
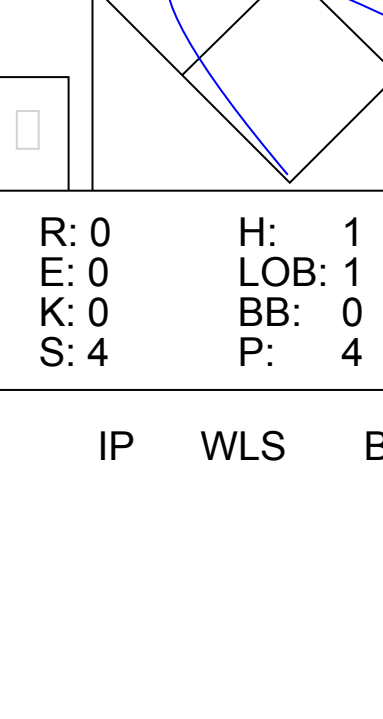
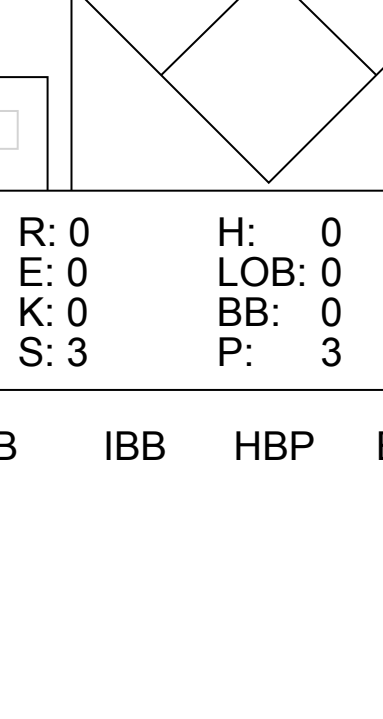
AB	33
R	1
H	7
RBI	1
BB	0
SO	7
LOB	17



Batter	1	2	3	4	5	6	7	8	9	AB	R	H	RBI	BB	SO	LOB	BOTTOM			
Pepe Manguat, R OBP: 0.364, SLG: 0.367 (1, 8) (8, 7)										4	0	1	1	0	2	0	Philadelphia Phillies @ Montreal Expos Jarry Park, Montreal, QB Sat Sep 28 1974, 3:33 AM EDT Att: 6,499 - Unknown			
Tim Foli, R OBP: 0.297, SLG: 0.289 (1, 6)										4	0	2	0	0	0	0				
Bob Bailey, R Willie Davis, L (1, 7) (7, PH) (8, 8)										2	1	1	0	1	0	0				
Hal Breeden, R Mike Jorgensen, L (1, 3) (7, PH) (8, 3)										2	0	0	0	1	0	3				
Barry Foote, R OBP: 0.317, SLG: 0.414 (1, 2)										4	0	1	0	0	1	6				
Gary Carter, R Ron Fairly, L Tony Scott, S (1, 9) (8, PH) (8, PR) (9, 9)										3	1	2	2	0	0	1				
Jim Cox, R OBP: 0.288, SLG: 0.296 (1, 4)										3	0	0	0	0	2	3				
Larry Parrish, R OBP: 0.286, SLG: 0.258 (1, 5)										4	1	1	0	0	0	2				
Steve Renko, R OBP: 0.256, SLG: 0.309 (1, 1)										3	0	0	0	0	2	1				
Inning Stats	R: 0 E: 0 K: 0 S: 4	H: 1 LOB: 2 BB: 1 P: 8	R: 1 E: 0 K: 2 S: 8	H: 1 LOB: 0 BB: 0 P: 8	R: 0 E: 0 K: 1 S: 5	H: 0 LOB: 0 BB: 0 P: 5	R: 0 E: 0 K: 2 S: 7	H: 0 LOB: 1 BB: 1 P: 11	R: 0 E: 0 K: 2 S: 7	H: 0 LOB: 0 BB: 0 P: 7	R: 1 E: 1 K: 0 S: 6	H: 3 LOB: 2 BB: 0 P: 6	R: 1 E: 0 K: 0 S: 6	H: 3 LOB: 1 BB: 1 P: 10	R: 0 E: 0 K: 0 S: 2	H: 0 LOB: 1 BB: 1 P: 6		1B: 6 2B: 1 3B: 0 HR: 1	SF: 0 SAC: 1 DP: 0 HBP: 0	WP: 0 PB: 0 SB: 1 CS: 1
PITCHER Steve Carlton, L Gene Garber, R ERA: 3.24 ERA: 3.16 (1, 1) (7, 1)	IP: 6.1 WLS: L BF: 29	H: 8 R: 3 ER: 3 SO: 7	BB: 2 IBB: 0 HBP: 0 BLK: 0	WP: 0 HR: 1 S: 41 P: 49	ERA: 4.26 WHIP: 1.579	PITCHER										ERA: 0.00 WHIP: 0.600				

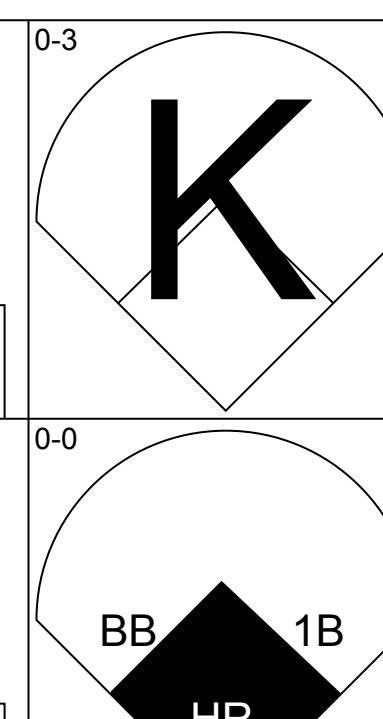
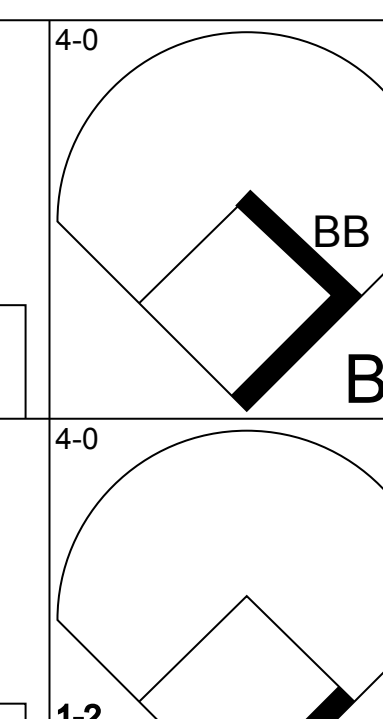
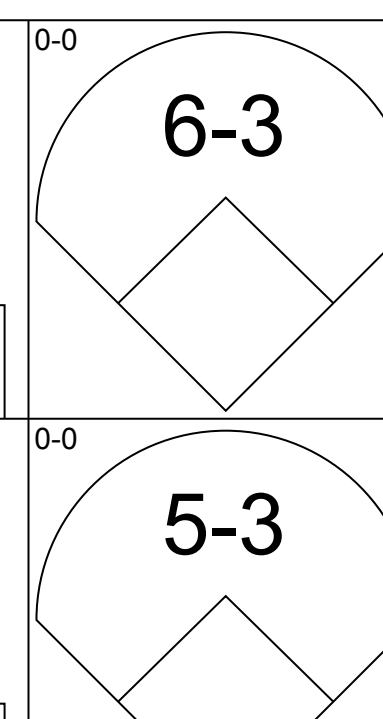
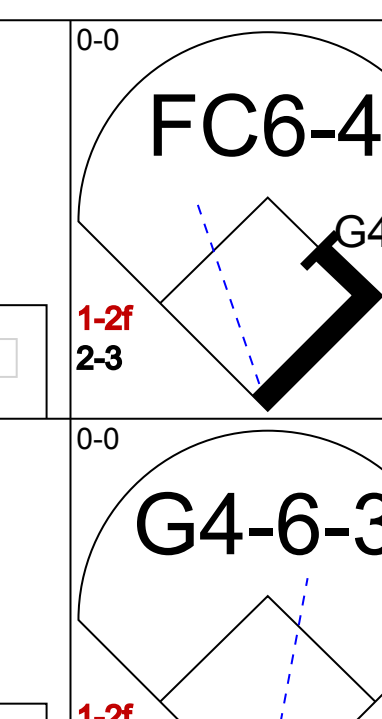
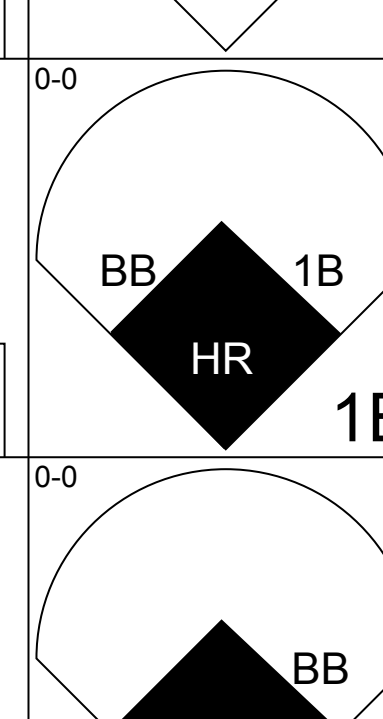
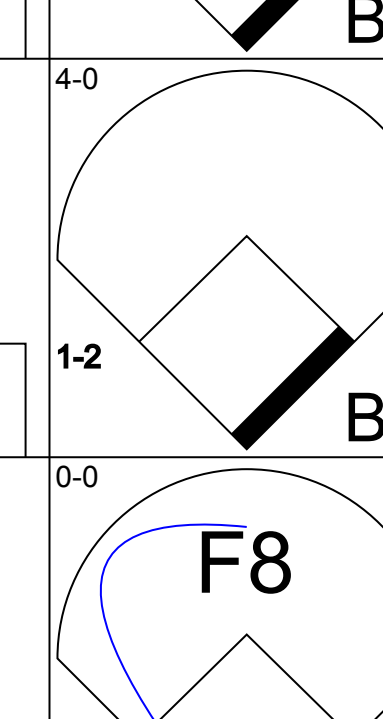
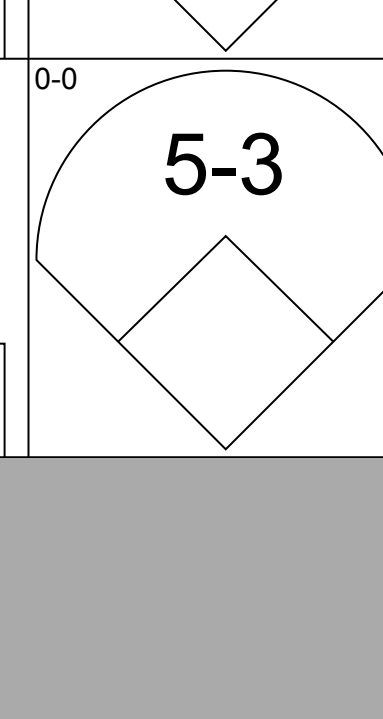
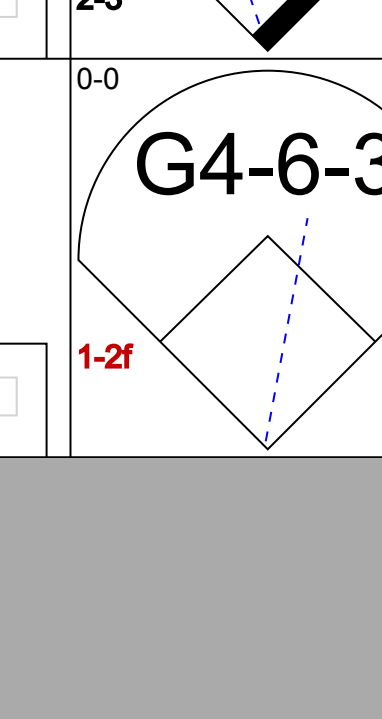
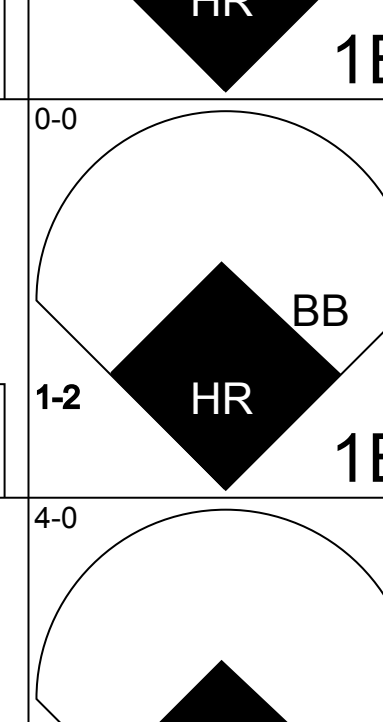
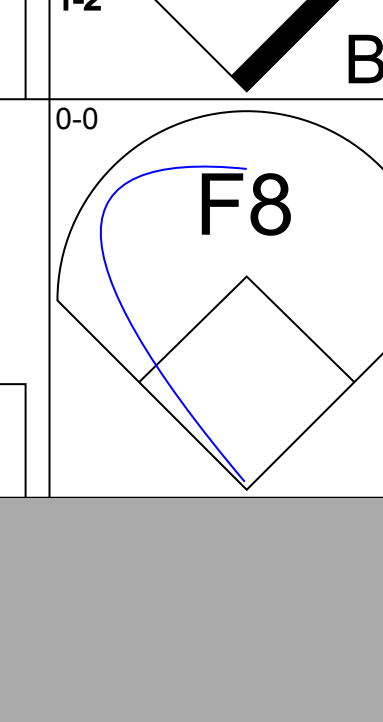



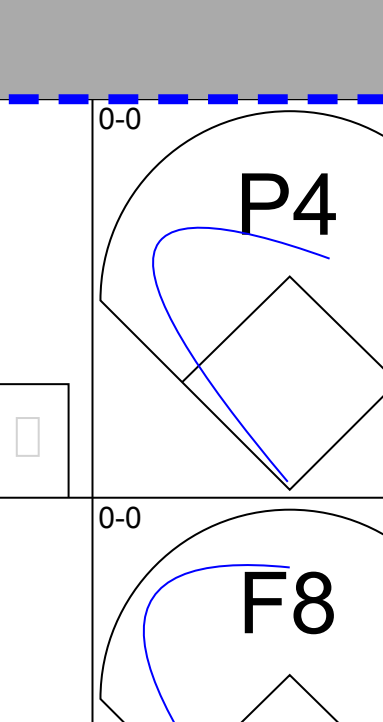
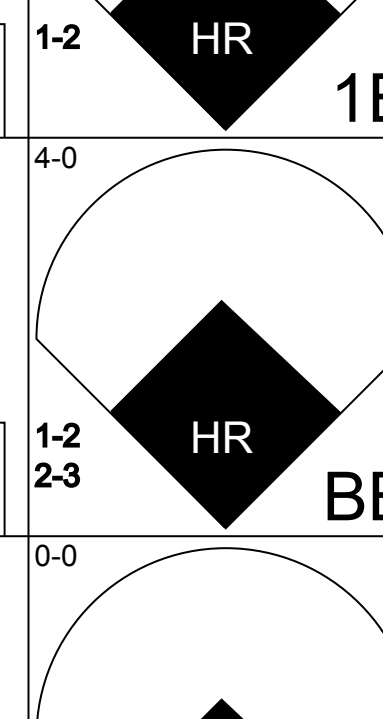

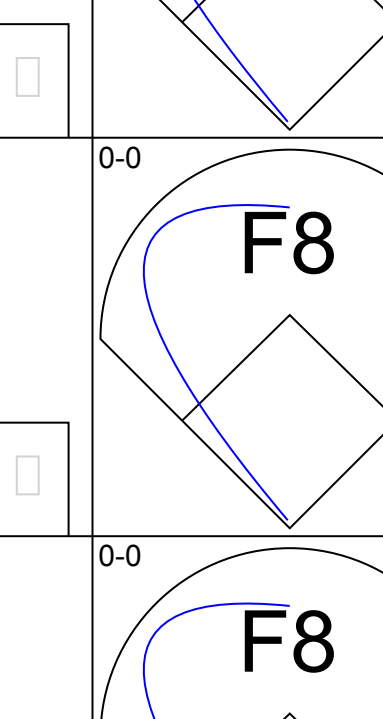
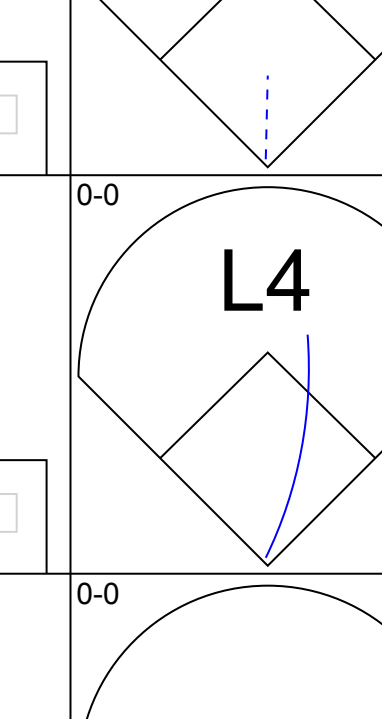
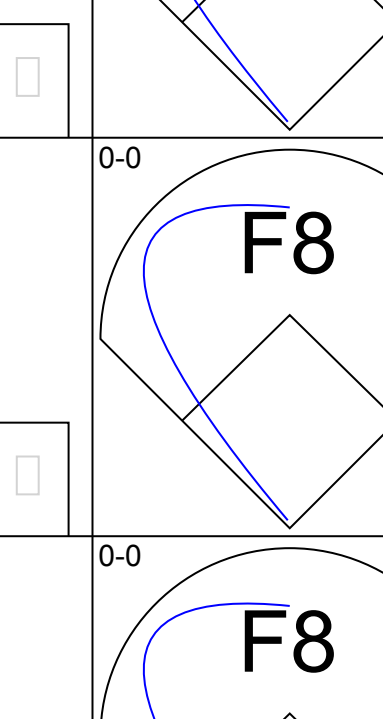
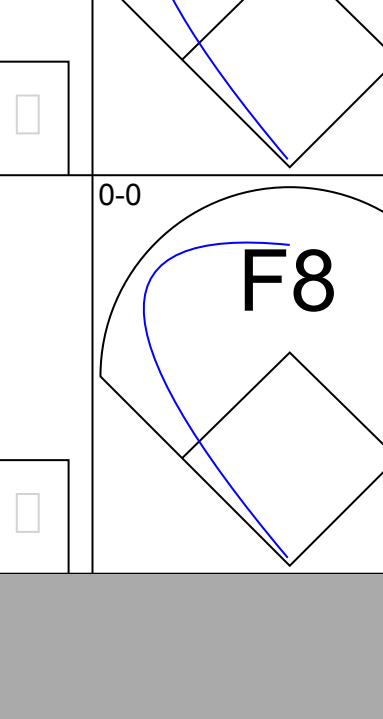
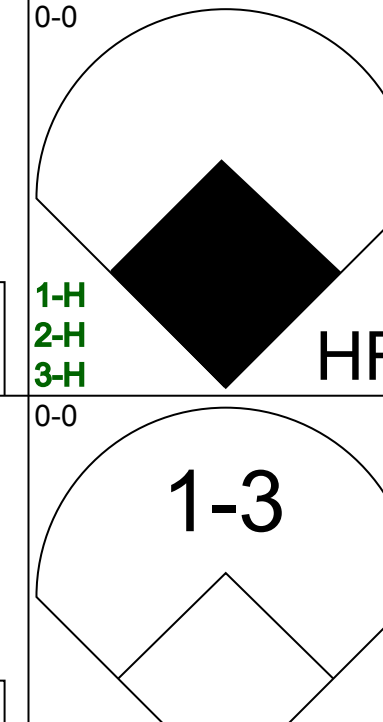
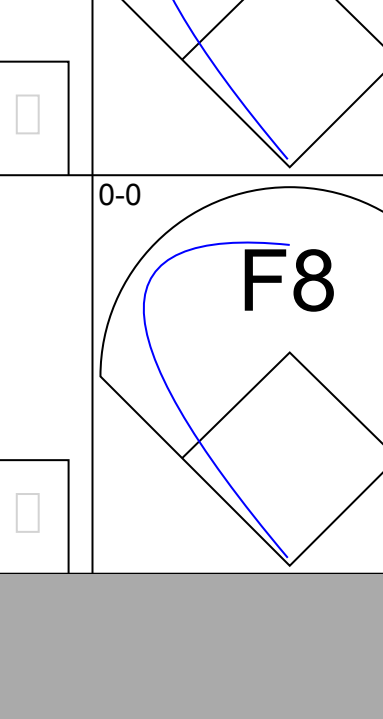
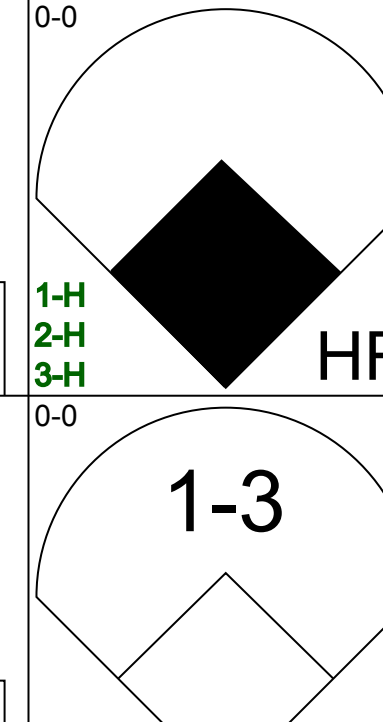
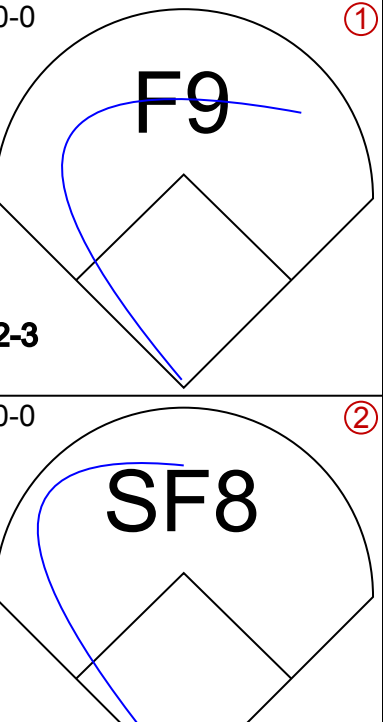
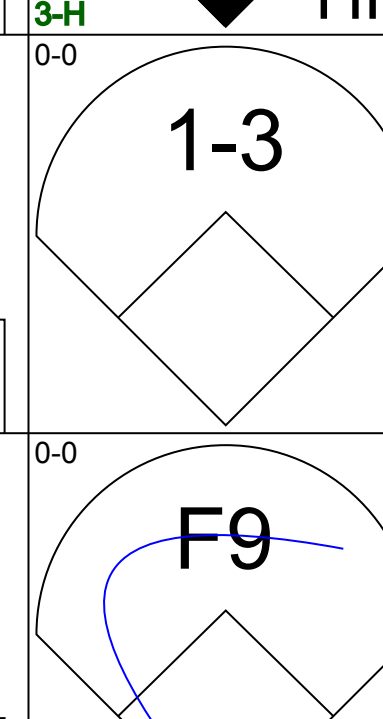
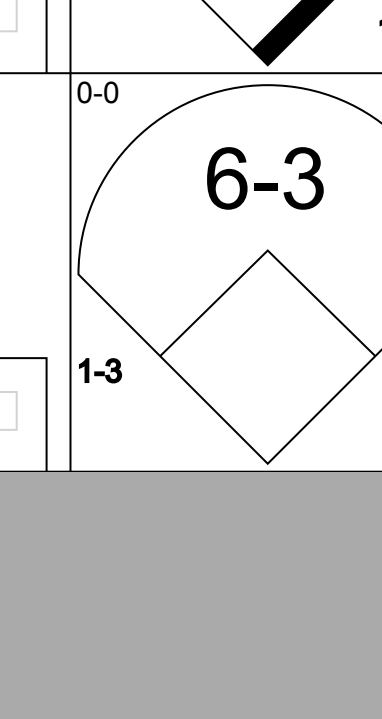
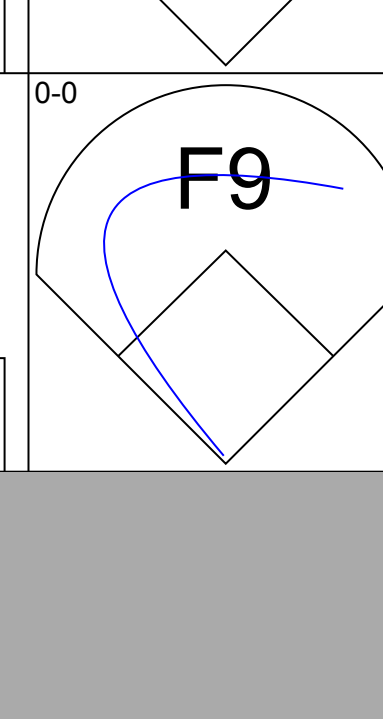



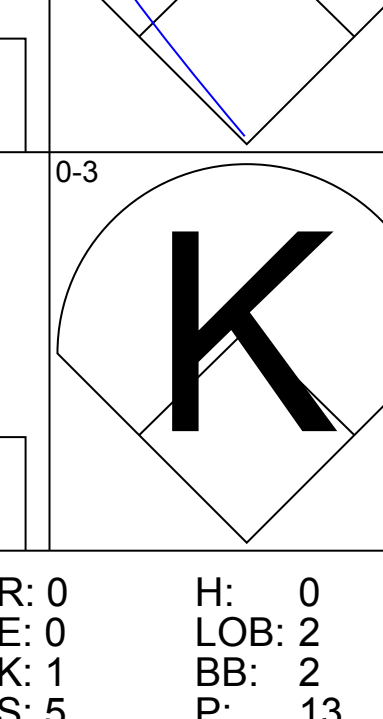
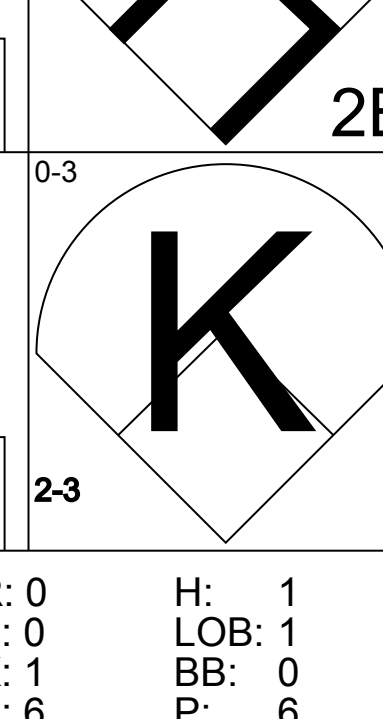
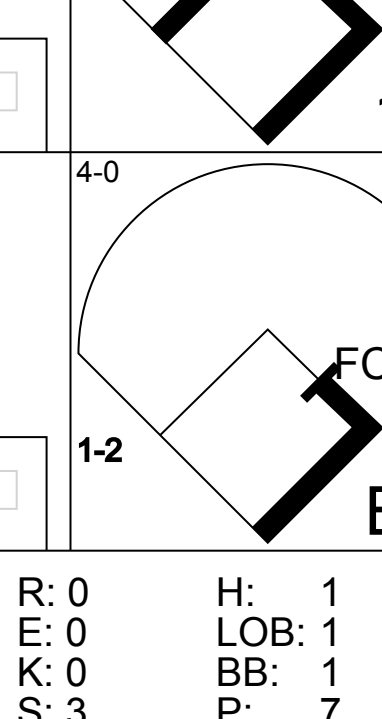

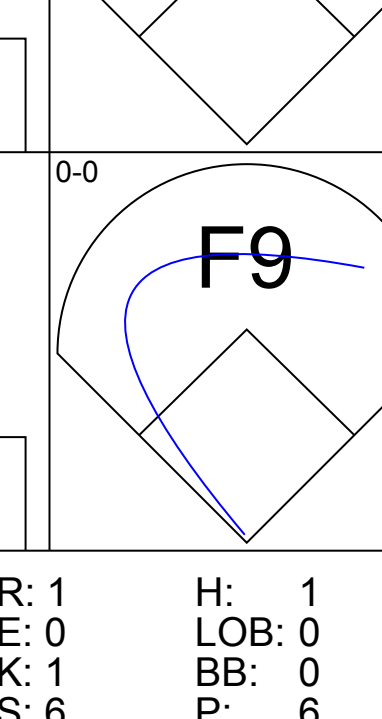
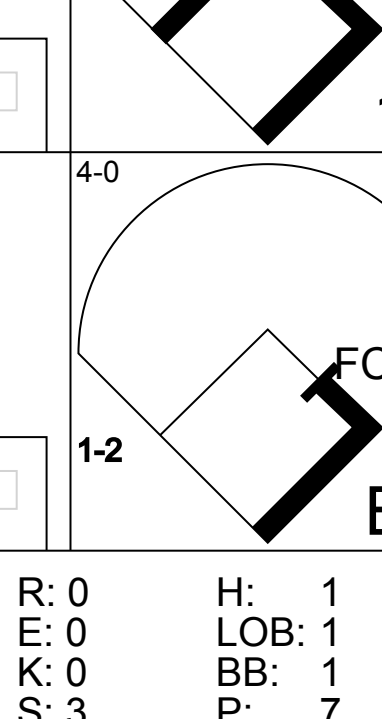
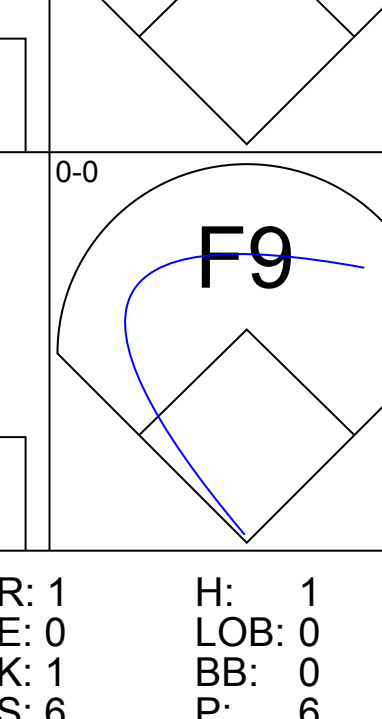
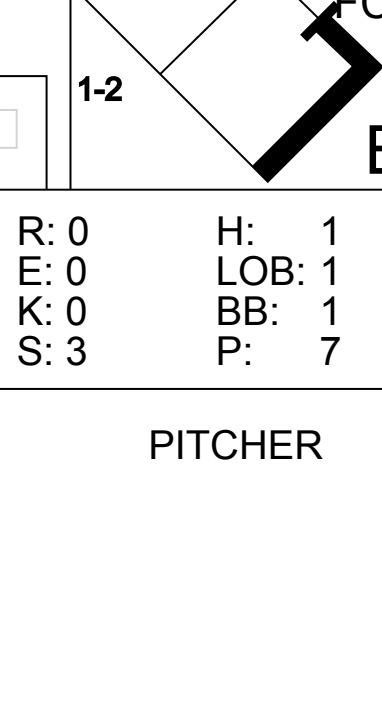
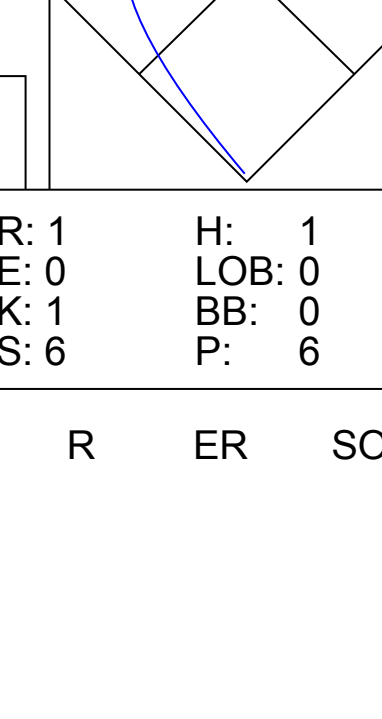
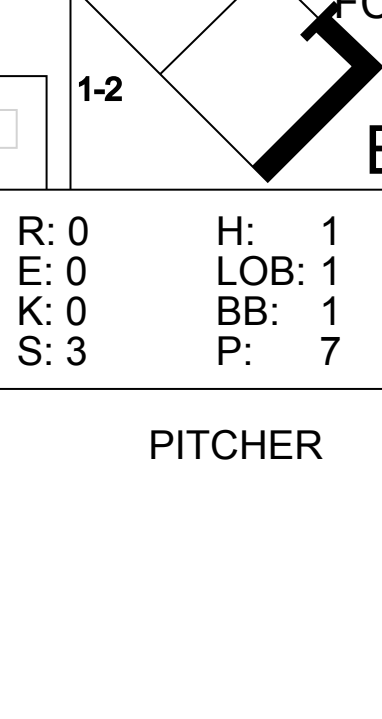
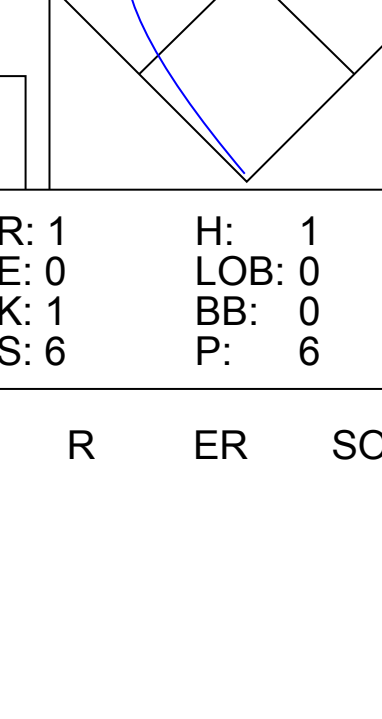
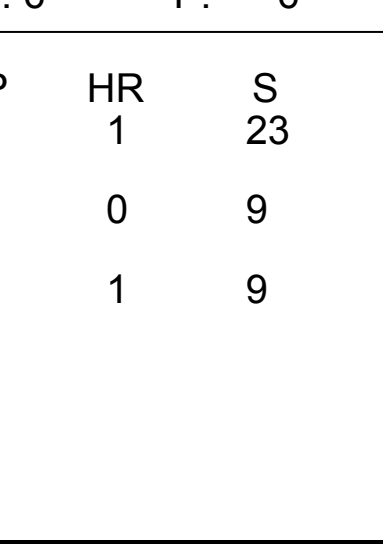
AB	30
R	3
H	8
RBI	3
BB	4
SO	7
LOB	18



Batter	1	2	3	4	5	6	7	8	9	AB	R	H	RBI	BB	SO	LOB	TOP								
Dave Cash, R (1, 4) OBP: 0.353, SLG: 0.384										5	0	0	0	0	1	2	Philadelphia Phillies @ Montreal Expos Jarry Park, Montreal, QB Sun Sep 29 1974, 3:33 AM EDT Att: 23,326 - Unknown								
Larry Bowa, S (1, 6) OBP: 0.303, SLG: 0.343										4	0	2	1	0	0	2									
Del Unser, L (1, 8) OBP: 0.337, SLG: 0.400										4	0	0	0	0	1	4									
Willie Montanez, L (1, 3) OBP: 0.342, SLG: 0.407										3	0	0	0	1	0	0									
Greg Luzinski, R (1, 7) OBP: 0.326, SLG: 0.392										4	0	1	0	0	1	2									
Jay Johnstone, L (1, 9) OBP: 0.376, SLG: 0.482										3	1	0	0	1	0	1									
Mike Schmidt, R (1, 5) OBP: 0.396, SLG: 0.552										4	1	2	1	0	1	1									
Bob Boone, R (1, 2) OBP: 0.294, SLG: 0.324										3	1	0	0	0	0	2									
Tony Taylor, R (9, PH) OBP: 0.386, SLG: 0.492										1	0	0	0	0	0	0									
Ron Schueler, R (1, 1) OBP: 0.167, SLG: 0.115										1	0	0	0	0	0	0									
Inning Stats	R: 0 E: 0 K: 2 S: 7	H: 0 LOB: 0 BB: 0 P: 7	R: 0 E: 0 K: 0 S: 3	H: 0 LOB: 0 BB: 0 P: 3	R: 0 E: 0 K: 1 S: 5	H: 0 LOB: 0 BB: 1 P: 5	R: 0 E: 0 K: 0 S: 4	H: 1 LOB: 2 BB: 1 P: 8	R: 2 E: 1 K: 0 S: 7	H: 2 LOB: 2 BB: 0 P: 7	R: 1 E: 0 K: 1 S: 6	H: 1 LOB: 1 BB: 1 P: 10	R: 0 E: 0 K: 0 S: 4	H: 1 LOB: 1 BB: 0 P: 4	R: 0 E: 0 K: 0 S: 4	H: 1 LOB: 1 BB: 0 P: 4	R: 0 E: 0 K: 0 S: 3	H: 0 LOB: 0 BB: 0 P: 3	1B: 4 2B: 2 3B: 0 HR: 0	SF: 0 SAC: 0 DP: 0 HBP: 0	WP: 0 PB: 0 SB: 0 CS: 0	PA: 37			
PITCHER	IP	WLS	BF	H	R	ER	SO	BB	IBB	HBP	BLK	WP	HR	S	P	ERA	WHIP								
Dennis Blair, R (1, 1) ERA: 3.27	6.0	W	26	4	3	2	4	2	0	0	0	0	0	32	40	3.00	1.000								
Dale Murray, R (7, 1) ERA: 1.06	3.0	S	11	2	0	0	0	0	0	0	0	0	0	11	11	0.00	0.667								

AB 35
R 3
H 6
RBI 3
BB 2
SO 4
LOB 14



Batter	1	2	3	4	5	6	7	8	9	AB	R	H	RBI	BB	SO	LOB	BOTTOM								
Larry Lintz, S (1, 4) OBP: 0.338, SLG: 0.279										3	0	0	0	1	1	3	Philadelphia Phillies @ Montreal Expos Jarry Park, Montreal, QB Sun Sep 29 1974, 3:33 AM EDT Att: 23,326 - Unknown								
Tim Foli, R (1, 6) OBP: 0.299, SLG: 0.290										3	1	1	0	1	0	3									
Willie Davis, L (1, 8) OBP: 0.323, SLG: 0.430										4	2	2	0	0	0	2									
Mike Jorgensen, L (1, 3) OBP: 0.439, SLG: 0.473										2	1	0	0	2	0	0									
Ken Singleton, S (1, 9) OBP: 0.384, SLG: 0.376										2	1	1	4	0	0	0									
Ron Woods, R (5, PH) OBP: 0.299, SLG: 0.228										2	0	0	0	0	0	2									
Jerry White, S (1, 7) OBP: 0.500, SLG: 0.875										2	0	1	0	0	0	0									
Pepe Mangual, R (5, PH) OBP: 0.353, SLG: 0.361										1	0	0	1	0	1	0									
Barry Foote, R (1, 2) OBP: 0.317, SLG: 0.419										4	1	1	1	0	1	2									
Larry Parrish, R (1, 5) OBP: 0.297, SLG: 0.288										4	0	2	0	0	0	0									
Dennis Blair, R (1, 1) OBP: 0.164, SLG: 0.137										2	0	0	0	0	2	1									
Jim Cox, R (6, PH) OBP: 0.291, SLG: 0.296										0	0	0	0	1	0	0									
Dale Murray, R (7, 1) ERA: 4.89										1	0	0	0	0	0	0									
Inning Stats	R: 4 E: 0 K: 1 S: 8	H: 3 LOB: 0 BB: 1 P: 12	R: 0 E: 0 K: 1 S: 5	H: 0 LOB: 2 BB: 2 P: 13	R: 0 E: 0 K: 0 S: 4	H: 1 LOB: 1 BB: 0 P: 4	R: 0 E: 0 K: 1 S: 6	H: 1 LOB: 1 BB: 0 P: 6	R: 1 E: 0 K: 1 S: 6	H: 1 LOB: 1 BB: 1 P: 10	R: 0 E: 0 K: 0 S: 3	H: 1 LOB: 1 BB: 1 P: 7	R: 0 E: 0 K: 0 S: 3	H: 0 LOB: 0 BB: 0 P: 3	R: 1 E: 0 K: 1 S: 6	H: 1 LOB: 0 BB: 0 P: 6	R: 0 E: 0 K: 1 S: 6	H: 1 LOB: 0 BB: 0 P: 6	1B: 5 2B: 1 3B: 0 HR: 2	SF: 1 SAC: 0 DP: 1 HBP: 0	WP: 2 PB: 0 SB: 1 CS: 0	PA: 36			
PITCHER	IP	WLS	BF	H	R	ER	SO	BB	IBB	HBP	BLK	WP	HR	S	P	ERA	WHIP								
Ron Schueler, R (1, 1) ERA: 3.72	4.0	L	20	5	4	4	3	3	0	0	0	0	1	23	35	9.00	2.000								
Tom Underwood, L (5, 1) ERA: 4.65	2.0		9	2	1	1	1	2	0	0	1	0	0	9	17	4.50	2.000								
Mac Scarce, L (7, 1) ERA: 4.89	2.0		7	1	1	1	1	0	0	0	0	0	1	9	9	4.50	0.500								

AB 30
R 6
H 8
RBI 6
BB 5
SO 5
LOB 13



Batter	1	2	3	4	5	6	7	8	9	AB	R	H	RBI	BB	SO	LOB	TOP										
Lou Brock, L OBP: 0.368, SLG: 0.382 (1, 7)	0-0 4-3		4-0 WP 6-3 BB		0-3 K			0-0 E4 FC1-6 3B	0-0 6-3	4	1	0	0	1	1	4											
Ted Sizemore, R OBP: 0.341, SLG: 0.298 (1, 4)	0-0 BB HR 1B		0-0 6-3		0-3 K			0-0 FC1-6 3B		4	2	1	0	0	1	4											
Reggie Smith, S OBP: 0.390, SLG: 0.524 (1, 9)	4-0 1-2 HR BB		0-0 F7		0-0 L4			0-0 3B		3	1	1	2	1	0	1											
Ted Simmons, S OBP: 0.327, SLG: 0.449 (1, 2)	0-0 1-2 HR		0-0 4-3		0-3 K			0-0 4-3		4	1	1	3	0	1	2											
Joe Torre, R OBP: 0.367, SLG: 0.397 (1, 3)	0-0 5-3			0-3 K				0-0 6-3		4	0	0	0	0	1	1											
Bake McBride, L OBP: 0.370, SLG: 0.395 (1, 8)	0-0 4-3			0-0 CS 1B				0-0 P6		4	0	1	0	0	0	0											
Ken Reitz, R OBP: 0.301, SLG: 0.365 (1, 5)		0-0 5-3		0-0 5-3				0-3 K		4	0	1	0	0	1	1	AB 34										
Mike Tyson, R OBP: 0.263, SLG: 0.286 (1, 6)		0-3 K			0-0 6-3			0-0 P6		4	0	0	0	0	1	1	R 5										
Bob Forsch, R OBP: 0.290, SLG: 0.276 (1, 1)		0-0 F9			0-0 S 1B			0-0 FC1-6 E 1B	4-0 WP BB	3	0	2	0	1	0	0	H 7										
Inning Stats	R: 3 E: 0 K: 0 S: 5	H: 2 LOB: 0 BB: 1 P: 9	R: 0 E: 0 K: 1 S: 5	H: 0 LOB: 0 BB: 0 P: 5	R: 0 E: 0 K: 1 S: 3	H: 0 LOB: 1 BB: 1 P: 7	R: 0 E: 0 K: 1 S: 5	H: 1 LOB: 0 BB: 0 P: 5	R: 0 E: 0 K: 2 S: 8	H: 0 LOB: 0 BB: 0 P: 5	R: 0 E: 0 K: 1 S: 5	H: 0 LOB: 0 BB: 0 P: 5	R: 0 E: 1 K: 0 S: 6	H: 2 LOB: 1 BB: 0 P: 6	R: 0 E: 0 K: 0 S: 4	H: 1 LOB: 2 BB: 1 P: 8	1B: 5 2B: 0 3B: 1 HR: 1	SF: 0 SAC: 0 DP: 0 HBP: 0	WP: 2 PB: 0 SB: 1 CS: 1	PA: 37							
PITCHER	IP	WLS	BF	H	R	ER	SO	BB	IBB	HBP	BLK	WP	HR	S	P	ERA	WHIP										
Steve Rogers, R ERA: 4.47 (1, 1)	6.0	L	23	4	3	3	5	2	0	0	0	1	1	31	39	4.50	1.000										
Tom Walker, R ERA: 3.53 (7, 1)	2.0		9	2	2	1	1	0	0	0	0	0	0	11	11	4.50	1.000										
John Montague, R ERA: 3.16 (9, 1)	1.0		5	1	0	0	0	1	0	0	0	1	0	4	8	0.00	2.000										

St. Louis Cardinals @ Montreal Expos
 Jarry Park, Montreal, QB
 Mon Sep 30 1974, 7:05 PM EDT
 Att. 5,337 - Unknown - 46 F

AB 34
 R 5
 H 7
 RBI 5
 BB 3
 SO 6
 LOB 14



Batter	1	2	3	4	5	6	7	8	9	AB	R	H	RBI	BB	SO	LOB	BOTTOM										
Larry Lintz, S OBP: 0.334, SLG: 0.276 (1, 4)	0-0 1-3			0-0 1-3		0-0 4-3			0-0 1-3	4	0	0	0	0	0	0											
Tim Foli, R OBP: 0.298, SLG: 0.288 (1, 6)	0-0 5-3			4-0 BB		0-0 6-3			0-0 F9	3	0	0	0	1	0	0											
Willie Davis, L OBP: 0.323, SLG: 0.428 (1, 8)	0-0 F8			0-0 P6		0-0 F7			0-0 1B	4	0	1	0	0	0	1											
Mike Jorgensen, L OBP: 0.440, SLG: 0.475 (1, 3)		4-0 G4-6-3 BB		0-0 F8		0-0 1B 2B			0-0 F7	3	1	1	0	1	0	2											
Ken Singleton, S OBP: 0.384, SLG: 0.376 (1, 9)		0-0 G4-6-3			0-0 F7			0-0 FC6 1B		3	0	1	1	0	0	1											
Jerry White, S OBP: 0.400, SLG: 0.700 (1, 7)		0-0 G3			0-0 3-1			0-0 FC6		2	0	0	0	0	0	0											
Ron Fairly, L OBP: 0.377, SLG: 0.417 (7, PH) (8, 7)					0-0 6-3			0-0 1-2		1	0	0	0	0	0	1											
Barry Foote, R OBP: 0.315, SLG: 0.416 (1, 2)				0-0 5-3		0-0 6-3			0-0 P4	3	0	0	0	0	0	0	AB 29										
Larry Parrish, R OBP: 0.286, SLG: 0.275 (1, 5)				0-0 5-3		0-0 1-3			0-3 K	3	0	0	0	0	1	0	R 1										
Steve Rogers, R OBP: 0.227, SLG: 0.139 (1, 1)				0-0 1-3		0-0 F9			0-3 K	1	0	0	0	0	0	0	H 3										
Larry Bittner, L OBP: 0.280, SLG: 0.320 (6, PH)										1	0	0	0	0	0	0	RBI 1										
Tom Walker, R OBP: 0.235, SLG: 0.250 (7, 1)										0	0	0	0	0	0	0	BB 2										
Pat Scanlon, L OBP: 0.250, SLG: 0.250 (8, PH)										0	0	0	0	0	0	0	SO 2										
John Montague, R OBP: 0.250, SLG: 0.100 (9, 1)										0	0	0	0	0	0	0	LOB 5										
Inning Stats	R: 0 E: 0 K: 0 S: 3	H: 0 LOB: 0 BB: 0 P: 3	R: 0 E: 0 K: 0 S: 2	H: 0 LOB: 0 BB: 1 P: 6	R: 0 E: 0 K: 0 S: 3	H: 0 LOB: 0 BB: 0 P: 3	R: 0 E: 0 K: 0 S: 3	H: 0 LOB: 1 BB: 1 P: 7	R: 0 E: 0 K: 0 S: 3	H: 0 LOB: 0 BB: 0 P: 3	R: 0 E: 0 K: 0 S: 3	H: 0 LOB: 0 BB: 0 P: 3	R: 1 E: 0 K: 0 S: 5	H: 2 LOB: 1 BB: 0 P: 5	R: 0 E: 0 K: 2 S: 7	H: 0 LOB: 0 BB: 0 P: 7	R: 0 E: 0 K: 0 S: 4	H: 1 LOB: 1 BB: 0 P: 4	1B: 2 2B: 1 3B: 0 HR: 0	SF: 0 SAC: 0 DP: 1 HBP: 0	WP: 0 PB: 0 SB: 0 CS: 0	PA: 31					
PITCHER	IP	WLS	BF	H	R	ER	SO	BB	IBB	HBP	BLK	WP	HR	S	P	ERA	WHIP										
Bob Forsch, R ERA: 2.97 (1, 1)	9.0	W	31	3	1	1	2	2	0	0	0	0	0	33	41	1.00	0.556										

St. Louis Cardinals @ Montreal Expos
 Jarry Park, Montreal, QB
 Mon Sep 30 1974, 7:05 PM EDT
 Att. 5,337 - Unknown - 46 F

AB 29
 R 1
 H 3
 RBI 1
 BB 2
 SO 2
 LOB 5



Batter	1	2	3	4	5	6	7	8	9	AB	R	H	RBI	BB	SO	LOB	TOP										
Lou Brock, L OBP: 0.368, SLG: 0.381 (1, 7)	0-0 6-3		0-0 1B		0-0 1-3		0-0 FC6-4			4	0	1	0	0	0	2											
Ted Sizemore, R OBP: 0.339, SLG: 0.296 (1, 4)	0-3 K		0-0 5-3			0-0 F8		0-0 5-3		4	0	0	0	0	1	1											
Reggie Smith, S OBP: 0.389, SLG: 0.528 (1, 9)	0-0 F7			0-0 HR		0-0 6-3		0-0 6-3		4	1	1	1	0	0	0											
Ted Simmons, S OBP: 0.327, SLG: 0.447 (1, 2)		0-0 P5		0-0 5-3		0-0 F9		0-0 BB 1B		4	0	1	0	0	0	0											
Joe Torre, R OBP: 0.371, SLG: 0.401 (1, 3)		0-0 4-3 2B		0-0 1B 1B			4-0 FC3-6 BB	4-0 FC6-4 BB		2	0	2	0	2	0	0											
Bake McBride, L OBP: 0.365, SLG: 0.394 (1, 8)		0-0 4-3		0-0 G6-4-3 1B		0-0 FC3-6 S 1B	0-0 FC6-4			4	1	1	0	0	4												
Ken Reitz, R OBP: 0.299, SLG: 0.363 (1, 5)		0-0 6-3		0-0 G6-4-3 1B		0-3 K		0-0 4-3		4	0	0	0	0	1	4											
Mike Tyson, R OBP: 0.264, SLG: 0.287 (1, 6)			0-3 K		0-0 F7		0-0 BB 1B		0-0 G6-4-3 1B	3	0	1	1	0	1	0											
Jose Cruz, L OBP: 0.341, SLG: 0.416 (9, PH)							3-H BB 1B			1	0	1	0	0	0	0											
Bob Gibson, R OBP: 0.233, SLG: 0.284 (1, 1)			0-0 1-3		0-3 K		4-0 FC6-4 BB		0-0 G6-4-3	2	0	0	0	1	1	0											
Jim Dwyer, L OBP: 0.360, SLG: 0.360 (9, PH)							1-2 BB		1-2 G6-4-3	1	0	0	0	0	0	1											
Inning Stats	R: 0 E: 0 K: 1 S: 5	H: 0 LOB: 0 BB: 0 P: 5	R: 0 E: 0 K: 0 S: 4	H: 1 LOB: 1 BB: 0 P: 4	R: 0 E: 0 K: 1 S: 6	H: 1 LOB: 1 BB: 0 P: 6	R: 1 E: 0 K: 0 S: 5	H: 3 LOB: 1 BB: 0 P: 5	R: 0 E: 0 K: 0 S: 3	H: 0 LOB: 0 BB: 0 P: 3	R: 1 E: 0 K: 1 S: 6	H: 1 LOB: 2 BB: 2 P: 14	R: 0 E: 0 K: 0 S: 4	H: 1 LOB: 2 BB: 1 P: 8	R: 0 E: 0 K: 0 S: 3	H: 1 LOB: 0 BB: 0 P: 3	1B: 6 2B: 1 3B: 0 HR: 1	SF: 0 SAC: 0 DP: 2 HBP: 0	WP: 0 PB: 0 SB: 2 CS: 0	PA: 36							
PITCHER	IP	WLS	BF	H	R	ER	SO	BB	IBB	HBP	BLK	WP	HR	S	P	ERA	WHIP										
Mike Torrez, R ERA: 3.57 (1, 1)	7.0		28	6	2	2	4	2	0	0	0	0	1	34	42	2.57	1.143										
Dale Murray, R ERA: 1.03 (8, 1)	2.0	W	8	2	0	0	0	1	0	0	0	0	0	7	11	0.00	1.500										

St. Louis Cardinals @ Montreal Expos
 Jarry Park, Montreal, QB
 Tue Oct 01 1974, 7:05 PM EDT
 Att: 5,112 - Unknown - 41 F

AB 33
 R 2
 H 8
 RBI 2
 BB 3
 SO 4
 LOB 12



Batter	1	2	3	4	5	6	7	8	9	AB	R	H	RBI	BB	SO	LOB	BOTTOM										
Bob Bailey, R OBP: 0.396, SLG: 0.446 (1, 5)	0-3 K		0-3 K			0-0 4-3 2B		0-0 6-3		4	1	1	0	0	2	0											
Jerry White, S OBP: 0.400, SLG: 0.700 (9, 7)										0	0	0	0	0	0	0											
Ron Fairly, L OBP: 0.372, SLG: 0.411 (1, 7)	0-0 3-1		0-0 P5			0-0 4-3		0-0 F9		4	0	0	0	0	0	1											
Tony Scott, S OBP: 0.375, SLG: 0.286 (9, 9)						2-3				0	0	0	0	0	0	0											
Willie Davis, L OBP: 0.322, SLG: 0.427 (1, 8)	0-0 1-4-3			0-0 3-1		0-0 4-3		0-0 HR 1B		4	1	1	1	0	0	0											
Mike Jorgensen, L OBP: 0.444, SLG: 0.488 (1, 3)		4-0 G4-6-3 BB		0-0 P5		0-0 1B 1B		0-0 HR 1B		3	1	2	2	1	0	0											
Ken Singleton, S OBP: 0.385, SLG: 0.376 (1, 9)		0-0 G4-6-3		4-0 BB		0-0 1B		0-0 6-3		3	0	1	0	1	0	1											
Larry Parrish, R OBP: 0.286, SLG: 0.275 (9, 5)		1-2 G4-6-3		0-0 BB		1-2 1B				0	0	0	0	0	0	0											
Barry Foote, R OBP: 0.315, SLG: 0.414 (1, 2)		4-0 1B BB		0-0 4-3		0-3 K				2	0	0	0	1	1	3											
Tim Foli, R OBP: 0.300, SLG: 0.290 (1, 6)		0-0 1B BB			0-0 G5-4-3 1B		0-0 6-3			3	0	2	0	0	0	0											
Jim Cox, R OBP: 0.288, SLG: 0.292 (1, 4)		0-0 P4			0-0 G5-4-3		0-3 K			3	0	0	0	0	1	3											
Mike Torrez, R OBP: 0.152, SLG: 0.141 (1, 1)			0-0 F9				0-0 6-3			2	0	0	0	0	0	0											
Larry Bittner, L OBP: 0.269, SLG: 0.308 (7, PH)					2-3					1	0	0	0	0	0	0											
Dale Murray, R ERA: 1.03 (8, 1)										0	0	0	0	0	0	0											
Inning Stats	R: 0 E: 0 K: 1 S: 5	H: 0 LOB: 0 BB: 0 P: 5	R: 0 E: 0 K: 0 S: 3	H: 1 LOB: 2 BB: 2 P: 11	R: 0 E: 0 K: 1 S: 5	H: 0 LOB: 0 BB: 0 P: 5	R: 0 E: 0 K: 0 S: 3	H: 0 LOB: 1 BB: 1 P: 7	R: 0 E: 0 K: 0 S: 3	H: 1 LOB: 0 BB: 0 P: 3	R: 1 E: 0 K: 1 S: 8	H: 3 LOB: 2 BB: 0 P: 8	R: 0 E: 0 K: 1 S: 5	H: 0 LOB: 0 BB: 0 P: 5	R: 2 E: 0 K: 0 S: 5	H: 2 LOB: 0 BB: 0 P: 5	1B: 5 2B: 1 3B: 0 HR: 1	SF: 0 SAC: 0 DP: 2 HBP: 0	WP: 0 PB: 0 SB: 1 CS: 0	PA: 32							
PITCHER	IP	WLS	BF	H	R	ER	SO	BB	IBB	HBP	BLK	WP	HR	S	P	ERA	WHIP										
Bob Gibson, R ERA: 3.83 (1, 1)	8.0	L	32	7	3	3	4	3	0	0	0	0	1	37	49	3.38	1.250										

St. Louis Cardinals @ Montreal Expos
 Jarry Park, Montreal, QB
 Tue Oct 01 1974, 7:05 PM EDT
 Att: 5,112 - Unknown - 41 F

AB 29
 R 3
 H 7
 RBI 3
 BB 3
 SO 4
 LOB 8

