Montreal Expos - 1975

Montreal Expos @ St. Louis Cardinals

Busch Stadium, St. Louis, MO

Mon Apr 07 1975, 7:05 PM CDT

Att. 31,769 - Unknown

TOP

livebaseballscorecards.com

Batter	1	2	3	4	5	6	7	8	9	AB	R	H	RBI	BB	SO	LOB
Tony Scott, S (1, 7) OBP: 0.400, SLG: 0.500	BBBB 4-0 1B 1B BB	SSS 0-3 ③ K		x 0-0 ③ 4-3		x 0-0 ② F9		x 0-0 1-H 2-H 2B		4	1	1	2	1	1	3
Tim Foli, R (1, 6) OBP: 0.400, SLG: 0.600	x 0-0 1B 1B 1-3 1B		SSS 0-3 ① K		x 0-0 BB WP 2B	x 0-0 ③ F8		x 0-0 ③ 5-3		5	2	2	0	0	1	3
Pepe Mangual, R (1, 8) OBP: 0.600, SLG: 0.500	x 0-0 1B 1-2 3-H 1B		BBBB 4-0 S BB		SSS 0-3 ① K		SSS 0-3 ① K		x 0-0 E 4-3 HR 1B	4	1	2	1	1	2	1
Mike Jorgensen, L (1, 3)	SSS 0-3 ① K		x 0-0 ② F7 1-2		BBBB 4-0 WP BB BB		x 0-0 ② F3		x 0-0 ① 4-3 1-2	4	0	0	0	1	1	4
Barry Foote, R (1, 2)	x 0-0 ② F2		x 0-0 ③ F5		x 0-0 ② F9		SSS 0-3 ③ K		x 0-0 E6 HR 2-3	5	1	0	0	0	1	6
Gary Carter, R (1, 9) OBP: 0.800, SLG: 1.500	x 0-0 1-3 2-H 1B			x 0-0 SH3-4 1B 1B	BBBB 4-0 WP 1-2 2-3 BB			x 0-0 ① 5-3	x 0-0 1-H 3-H HR	4	1	3	4	1	0	0
Pete Mackanin, R (1, 4) OBP: 0.200, SLG: 0.200	SSS 0-3 ③ K			x 0-0 1-2 SH3-4 1B	x 0-0 ③ F5 1-2 2-3 3-H			SSS 0-3 ② K	x 0-0 ② F7	5	0	1	0	0	2	4
Larry Parrish, R (1, 5) OBP: 0.250, SLG: 0.250		SSS 0-3 ① K		x 0-0 ① SH3-4 1-2 2-3		SSS 0-3 ① K		x 0-0 1B 2B 1B	SSS 0-3 ③ K	4	1	1	0	0	3	0
Dave McNally, R (1, 1)		SSS 0-3 ② K		SSS 0-3 ② K		BBBB 4-0 BB		x 0-0 1-2 2B 1B		2	0	0	0	1	2	2
Larry Biittner, L (8, PH) OBP: 1.000, SLG: 1.000										1	0	1	0	0	0	0
Jerry White, S (8, PR)										0	1	0	0	0	0	0
Dale Murray, R (8, 1)										0	0	0	0	0	0	0

	AB	38
	R	8
	H	11
	RBI	7
	BB	5
	SO	13
	LOB	23

Inning Stats																												
	R: 2	H: 3	R: 0	H: 0	R: 0	H: 0	R: 0	H: 2	R: 1	H: 1	R: 0	H: 0	R: 0	H: 0	R: 2	H: 3	R: 3	H: 2	1B: 8	SF: 0	WP: 1	PA: 44
	E: 0	LOB: 2	E: 0	LOB: 0	E: 0	LOB: 1	E: 0	LOB: 2	E: 0	LOB: 2	E: 0	LOB: 1	E: 0	LOB: 0	E: 0	LOB: 2	E: 1	LOB: 0	2B: 2	SAC: 1	PB: 0	
	K: 2	BB: 1	K: 3	BB: 0	K: 1	BB: 1	K: 1	BB: 0	K: 1	BB: 2	K: 2	BB: 1	K: 1	BB: 0	K: 1	BB: 0	K: 1	BB: 0	3B: 0	DP: 0	SB: 1	
	S: 10	P: 14	S: 9	P: 9	S: 5	P: 9	S: 7	P: 7	S: 6	P: 14	S: 5	P: 9	S: 7	P: 7	S: 8	P: 8	S: 8	P: 8	HR: 1	HBP: 0	CS: 0	

PITCHER		IP	WLS	BF	H	R	ER	SO	BB	IBB	HBP	BLK	WP	HR	S	P	ERA	WHIP
Bob Gibson, R ERA: 5.63	(1, 1)	8.0	L	38	9	5	5	12	5	0	0	0	1	0	57	77	5.62	1.750
Elias Sosa, R ERA: 18.0	(9, 1)	1.0		6	2	3	2	1	0	0	0	0	0	1	8	8	18.00	2.000

PITCHER	IP	WLS	BF	H	R	ER	SO	BB	IBB	HBP	BLK	WP	HR	S	P	ERA	WHIP

Batter	1	2	3	4	5	6	7	8	9	AB	R	H	RBI	BB	SO	LOB
Lou Brock, L (1, 7) OBP: 0.200, SLG: 0.200	F6		E4 1B FC4-6 1B	FC6-4 1-2f			4-3		5-3	5	1	1	0	0	0	1
Ted Sizemore, R (1, 4) OBP: 0.600, SLG: 0.800	5-3		FC4-6 2-3 1B		E 2B		E 1B 1B		K2-3	5	1	3	0	0	1	0
Bake McBride, L (1, 8) OBP: 0.400, SLG: 0.400	WP BB 1B		FC4-6 1-3 E 1-2f 3-H		E9 HR 2-H 1B		F8		K	5	1	2	1	0	1	2
Reggie Smith, S (1, 9) OBP: 0.750, SLG: 1.667	B B B B WP 1-2 BB		1-3 1-2		1-2 HR		E 1-2 1B			3	1	2	1	1	0	1
Ted Simmons, S (1, 2)	6-3 1-2 2-3		E5 2-H		F5		E6 FC6 1-2 2-3			4	0	0	0	0	0	4
Keith Hernandez, L (1, 3)		4-3	5-3		S S S K		FC6 1-2f			4	0	0	0	0	1	4
Ken Reitz, R (1, 5) OBP: 0.250, SLG: 0.250		FC6-4 1B		F9	F9		F9	F9		4	0	1	0	0	0	0
Ed Brinkman, R (1, 6) Jim Dwyer, L (8, PH) Elias Sosa, R (9, 1)		FC6-4 1-2f		F7	6-3			F8		3 1 0	0 0 0	0 0 0	0 0 0	0 0 0	0 0 0	1 0 0
Bob Gibson, R (1, 1) Ron Fairly, L (8, PH) Mike Tyson, R (9, 6)	S S S K			B B B FC6-4 BB			F9	F7		2 1 0	0 0 0	0 0 0	0 0 0	1 0 0	1 0 0	1 0 0
Inning Stats	R: 0 H: 1 E: 0 LOB: 2 K: 0 BB: 1 S: 4 P: 8	R: 0 H: 1 E: 0 LOB: 1 K: 1 BB: 0 S: 6 P: 6	R: 2 H: 2 E: 2 LOB: 1 K: 0 BB: 0 S: 6 P: 6	R: 0 H: 0 E: 0 LOB: 1 K: 0 BB: 1 S: 3 P: 7	R: 2 H: 3 E: 1 LOB: 0 K: 1 BB: 0 S: 7 P: 7	R: 0 H: 0 E: 0 LOB: 0 K: 0 BB: 0 S: 3 P: 3	R: 0 H: 2 E: 1 LOB: 3 K: 0 BB: 0 S: 6 P: 6	R: 0 H: 0 E: 0 LOB: 0 K: 2 BB: 0 S: 3 P: 3	R: 0 H: 0 E: 0 LOB: 0 K: 2 BB: 0 S: 7 P: 7	1B: 7 2B: 1 3B: 0 HR: 1	SF: 0 SAC: 0 DP: 0 HBP: 0						

PITCHER		IP	WLS	BF	H	R	ER	SO	BB	IBB	HBP	BLK	WP	HR	S	P	ERA	WHIP
Dave McNally, L ERA: 2.57	(1, 1)	7.0	W	33	9	4	2	2	2	0	0	0	1	1	35	43	2.57	1.571
Dale Murray, R ERA:	(8, 1)	2.0	S	6	0	0	0	2	0	0	0	0	0	0	10	10	0.00	0.000

PITCHER	IP	WLS	BF	H	R	ER	SO	BB	IBB	HBP	BLK	WP	HR	S	P	ERA	WHIP

BOTTOM

Montreal Expos @ St. Louis Cardinals

Busch Stadium, St. Louis, MO

Mon Apr 07 1975, 7:05 PM CDT

Att. 31,769 - Unknown

livebaseballscorecards.com

AB	37
R	4
H	9
RBI	2
BB	2
SO	4
LOB	14

WP: 1	PA: 39		
PB: 0			
SB: 0			
CS: 0			

Batter	1	2	3	4	5	6	7	8	9	AB	R	H	RBI	BB	SO	LOB
Tony Scott, S (1, 7) OBP: 0.375, SLG: 0.429	F7			F9			G1-6-3 1B			3	0	1	0	0	0	0
Tim Foli, R (1, 6) OBP: 0.250, SLG: 0.375	6-3			4-1			G1-6-3 1-2f			3	0	0	0	0	0	1
Pepe Mangual, R (1, 8) OBP: 0.375, SLG: 0.286	K2-3			4-3			5-3			3	0	0	0	0	1	0
Mike Jorgensen, L (1, 3)		F7			F8			4-3		3	0	0	0	0	0	0
Barry Foote, R (1, 2) OBP: 0.125, SLG: 0.125		G1-6-3 1B			6-3			F8		3	0	1	0	0	0	0
Gary Carter, R (1, 9) OBP: 0.500, SLG: 0.857		G1-6-3 1-2f			F3			K		3	0	0	0	0	1	1
Pete Mackanin, R (1, 4) OBP: 0.125, SLG: 0.125			K2-3			5-3			6-3	3	0	0	0	0	1	0
Larry Parrish, R (1, 5) OBP: 0.143, SLG: 0.143			K			5-3			6-3	3	0	0	0	0	1	0
Steve Rogers, R (1, 1)			K			4-3			K	2	0	0	0	0	1	0
Chuck Taylor, R (7, 1)										0	0	0	0	0	0	0
Pat Scanlon, L (9, PH)										1	0	0	0	0	1	0
Inning Stats	R: 0 E: 0 K: 1 S: 5 H: 0 LOB: 0 BB: 0 P: 5	R: 0 E: 0 K: 0 S: 3 H: 1 LOB: 0 BB: 0 P: 3	R: 0 E: 0 K: 3 S: 9 H: 0 LOB: 0 BB: 0 P: 9	R: 0 E: 0 K: 0 S: 3 H: 0 LOB: 0 BB: 0 P: 3	R: 0 E: 0 K: 0 S: 3 H: 0 LOB: 0 BB: 0 P: 3	R: 0 E: 0 K: 0 S: 3 H: 0 LOB: 0 BB: 0 P: 3	R: 0 E: 0 K: 0 S: 3 H: 1 LOB: 0 BB: 0 P: 3	R: 0 E: 0 K: 1 S: 5 H: 0 LOB: 0 BB: 0 P: 5	R: 0 E: 0 K: 1 S: 5 H: 0 LOB: 0 BB: 0 P: 5	1B: 2 2B: 0 3B: 0 HR: 0 SF: 0 SAC: 0 DP: 2 HBP: 0						

PITCHER	IP	WLS	BF	H	R	ER	SO	BB	IBB	HBP	BLK	WP	HR	S	P	ERA	WHIP
Bob Forsch, R (1, 1) ERA:	9.0	W	27	2	0	0	6	0	0	0	0	0	0	39	39	0.00	0.222

PITCHER	IP	WLS	BF	H	R	ER	SO	BB	IBB	HBP	BLK	WP	HR	S	P	ERA	WHIP

TOP

Montreal Expos @ St. Louis Cardinals

Busch Stadium, St. Louis, MO

Wed Apr 09 1975, 3:33 AM CDT

Att. 7,469 - Unknown

livebaseballscorecards.com

AB	27
R	0
H	2
RBI	0
BB	0
SO	6
LOB	2

PA: 27

WP: 0
PB: 0
SB: 0
CS: 0

Batter	1	2	3	4	5	6	7	8	9	AB	R	H	RBI	BB	SO	LOB
Lou Brock, L (1, 7) OBP: 0.600, SLG: 0.500	B B B B 4-0 S 1B BB	x 0-0 1B 1-2 1B		x 0-0 1B		x 0-0 G6-4-3 1-2 1B		B B B B 4-0 CS 1B 1-2 BB		3	1	3	0	2	0	0
Ted Sizemore, R (1, 4) OBP: 0.500, SLG: 0.600	S S S 0-3 ① K 1-2	x 0-0 FC4 1-2 2-3 1B		x 0-0 ③ F3		x 0-0 ②③ G6-4-3 1-2f		x 0-0 1-2 2-H 1B		5	0	2	1	0	1	4
Bake McBride, L (1, 8) OBP: 0.300, SLG: 0.222	B B B B 4-0 1B SF9 BB	S S S 0-3 ② K			x 0-0 ① 4-3		x 0-0 ① 4-3	S S S 0-3 ②③ K 2-3		4	1	0	0	1	2	5
Reggie Smith, S (1, 9) OBP: 0.625, SLG: 1.000	x 0-0 1-3 2-H 1B	x 0-0 ③ FC4 1-2f			x 0-0 ② 3-1		B B B B 4-0 2B BB			3	1	1	1	1	0	3
Ted Simmons, S (1, 2) OBP: 0.250, SLG: 0.429	x 0-0 ② SF9 3-H		x 0-0 ① F3		x 0-0 1B 1B		x 0-0 1-H 2B			3	0	2	2	0	0	0
Keith Hernandez, L (1, 3) OBP: 0.375, SLG: 0.286	x 0-0 1-3 1B		x 0-0 ② 6-3		x 0-0 1-2 1B		4-0 G5-4-3 IBB			3	0	2	0	1	0	0
Ken Reitz, R (1, 5) OBP: 0.125, SLG: 0.125	x 0-0 ③ 1-3		x 0-0 ③ 6-3		x 0-0 ③ F7		x 0-0 ②③ G5-4-3 1-2f			4	0	0	0	0	0	6
Ed Brinkman, R (1, 6) OBP: 0.143, SLG: 0.143		x 0-0 ① F9		x 0-0 ① F3		x 0-0 1B 1B		x 0-0 ① 6-3		4	0	1	0	0	0	0
Bob Forsch, R (1, 1) OBP: 0.500, SLG: 0.333		H 1-0 1B 1B HBP		x 0-0 ② 5-3		S S S 0-3 ① K		x 0-0 BB 1B 1B		3	1	1	0	0	1	1
Inning Stats	R: 2 H: 2 E: 0 LOB: 2 K: 1 BB: 2 S: 7 P: 15	R: 0 H: 2 E: 0 LOB: 3 K: 1 BB: 0 S: 7 P: 8	R: 0 H: 0 E: 0 LOB: 0 K: 0 BB: 0 S: 3 P: 3	R: 0 H: 1 E: 0 LOB: 1 K: 0 BB: 0 S: 4 P: 4	R: 0 H: 2 E: 0 LOB: 2 K: 0 BB: 0 S: 5 P: 5	R: 0 H: 2 E: 0 LOB: 1 K: 1 BB: 0 S: 6 P: 6	R: 1 H: 1 E: 0 LOB: 1 K: 0 BB: 2 S: 3 P: 11	R: 1 H: 2 E: 0 LOB: 2 K: 1 BB: 1 S: 6 P: 10		1B: 11 SF: 1 2B: 2 SAC: 0 3B: 0 DP: 3 HR: 0 HBP: 1						

PITCHER		IP	WLS	BF	H	R	ER	SO	BB	IBB	HBP	BLK	WP	HR	S	P	ERA	WHIP
Steve Rogers, R ERA: 4.26	(1, 1)	6.1	L	33	10	3	3	3	3	1	1	0	0	0	34	51	4.26	2.053
Chuck Taylor, R ERA: 5.4	(7, 1)	1.2		6	2	1	1	1	1	0	0	0	0	0	7	11	5.40	1.800

PITCHER	IP	WLS	BF	H	R	ER	SO	BB	IBB	HBP	BLK	WP	HR	S	P	ERA	WHIP

BOTTOM

Montreal Expos @ St. Louis Cardinals

Busch Stadium, St. Louis, MO

Wed Apr 09 1975, 3:33 AM CDT

Att. 7,469 - Unknown

livebaseballscorecards.com

AB	32
R	4
H	12
RBI	4
BB	5
SO	4
LOB	19

WP: 0	PA: 39		
PB: 0			
SB: 1			
CS: 1			

Batter	1	2	3	4	5	6	7	8	9	AB	R	H	RBI	BB	SO	LOB
Larry Lintz, S (1, 4)	F8	F7			6-3			4-3		0	0	0	0	0	0	0
Tony Scott, S (1, 7) OBP: 0.417, SLG: 0.333	G3		BB		HBP			K		2	0	0	0	1	1	0
Tim Foli, R (1, 6) OBP: 0.250, SLG: 0.333	E6		6-3		CS	FC4-6			F9	4	1	1	0	0	0	1
Mike Jorgensen, L (1, 3) OBP: 0.333, SLG: 0.500	1B		HR			FC4-6			FC4-6	3	1	2	1	0	0	1
Pepe Mangual, R (1, 8) OBP: 0.333, SLG: 0.273	1B		5-3			G6-4-3			FC4-6	4	0	1	1	0	0	2
Barry Foote, R (1, 2) OBP: 0.167, SLG: 0.091	K			BB			F2		F4	3	0	0	0	1	1	3
Gary Carter, R (1, 9) OBP: 0.455, SLG: 0.700		6-3 4-3 1B		G4-3			5-3			3	0	1	0	0	0	1
Larry Parrish, R (1, 5) OBP: 0.100, SLG: 0.100		4-3		5-3			F7			3	0	0	0	0	0	1
Dale Murray, R (7, 1)										0	0	0	0	0	0	0
Woodie Fryman, R (1, 1)		6-3			6-3			K		2	0	0	0	0	0	1
Pepe Frias, R (7, 5)										0	0	0	0	0	0	0
Pete Mackanin, R (8, PH) OBP: 0.111, SLG: 0.111										1	0	0	0	0	1	0
(8, 5)																

TOP

Montreal Expos @ St. Louis Cardinals

Busch Stadium, St. Louis, MO

Thu Apr 10 1975, 3:33 AM CDT

Att. 11,086 - Unknown

livebaseballscorecards.com

AB	25
R	2
H	5
RBI	2
BB	2
SO	3
LOB	10

Inning Stats	1	2	3	4	5	6	7	8	9
	R: 1 E: 1 K: 1 S: 8	H: 2 LOB: 2 BB: 0 P: 8	R: 0 E: 0 K: 0 S: 4	H: 1 LOB: 1 BB: 0 P: 4	R: 1 E: 0 K: 0 S: 3	H: 1 LOB: 0 BB: 1 P: 7	R: 0 E: 0 K: 0 S: 2	H: 0 LOB: 0 BB: 1 P: 6	R: 0 E: 0 K: 0 S: 2	H: 0 LOB: 0 BB: 0 P: 3
	R: 0 E: 0 K: 0 S: 3	H: 1 LOB: 0 BB: 0 P: 3	R: 0 E: 0 K: 0 S: 3	H: 0 LOB: 0 BB: 0 P: 3	R: 0 E: 0 K: 2 S: 7	H: 0 LOB: 0 BB: 0 P: 7	R: 0 E: 0 K: 0 S: 3	H: 0 LOB: 1 BB: 0 P: 4		

	1B: 4	SF: 0	WP: 0	PA: 34
	2B: 0	SAC: 0	PB: 0	
	3B: 0	DP: 2	SB: 0	
	HR: 1	HBP: 2	CS: 1	

PITCHER		IP	WLS	BF	H	R	ER	SO	BB	IBB	HBP	BLK	WP	HR	S	P	ERA	WHIP
John Denny, R ERA: 1.29	(1, 1)	7.0	W	26	5	2	1	1	2	0	1	0	0	1	25	34	1.29	1.000
Al Hrabosky, L ERA:	(8, 1)	2.0	S	7	0	0	0	2	0	0	1	0	0	0	10	11	0.00	0.000

PITCHER		IP	WLS	BF	H	R	ER	SO	BB	IBB	HBP	BLK	WP	HR	S	P	ERA	WHIP

Batter	1	2	3	4	5	6	7	8	9	AB	R	H	RBI	BB	SO	LOB
Lou Brock, L (1, 7) OBP: 0.533, SLG: 0.500	K		K		K		FC6-4 IBB	2B 1-H 2-H 3-H		4	0	1	3	1	3	2
Ted Sizemore, R (1, 4) OBP: 0.400, SLG: 0.467	F8			1B	F6		FC6-4 FC4-6 1-2f 2-3 3-H	1-3		5	0	1	1	0	0	4
Bake McBride, L (1, 8) OBP: 0.357, SLG: 0.308	F8			BB 3B 1B		S 1B	FC4-6 1-2f			4	1	2	0	0	0	2
Reggie Smith, S (1, 9) OBP: 0.500, SLG: 0.700		F7		F5		F7 1-2		1B E FC3-2 1B		4	0	1	0	0	0	2
Ted Simmons, S (1, 2) OBP: 0.250, SLG: 0.300		K		1-2 3B BB		K		F7		3	1	0	0	1	2	2
Keith Hernandez, L (1, 3) OBP: 0.333, SLG: 0.455		4-3		1-H 2-H 3B		F5		E5 FC3-2 1-2 BB 1B		4	1	1	2	0	0	2
Ken Reitz, R (1, 5) OBP: 0.333, SLG: 0.273			FC6-4 1B	F9			SH5-4 E FC6-4 BB	BB FC3-2 1-2 2-3 2B 1B		3	2	2	0	1	0	1
Ed Brinkman, R (1, 6) OBP: 0.200, SLG: 0.200			FC6-4 SH1-4 1-2f		1B		E1 FC6-4 SH5-4 1-2	FC3-2 BB 1-2 2-3 3-Hf 2B		3	0	1	0	0	0	2
Ron Fairly, L (8, PH)										1	1	0	0	0	0	3
Mike Tyson, R (9, 6)										0	0	0	0	0	0	0
John Denny, R (1, 1)			SH1-4 1-2		K					1	0	0	0	0	1	1
Jim Dwyer, L (7, PH)										0	0	0	0	0	0	0
Al Hrabosky, R (8, 1)							SH5-4 1-2 2-3	2B 1-2 2-3 3-H BB		0	1	0	1	1	0	0
Inning Stats	R: 0 E: 0 K: 1 S: 5 H: 0 LOB: 0 BB: 0 P: 5	R: 0 E: 0 K: 1 S: 5 H: 0 LOB: 0 BB: 0 P: 5	R: 0 E: 0 K: 1 S: 6 H: 1 LOB: 1 BB: 0 P: 6	R: 2 E: 0 K: 0 S: 5 H: 3 LOB: 1 BB: 1 P: 9	R: 0 E: 0 K: 2 S: 8 H: 1 LOB: 1 BB: 0 P: 8	R: 0 E: 0 K: 1 S: 6 H: 1 LOB: 1 BB: 0 P: 6	R: 1 E: 1 K: 0 S: 4 H: 0 LOB: 2 BB: 2 P: 12	R: 4 E: 1 K: 0 S: 7 H: 3 LOB: 1 BB: 1 P: 11		1B: 7 2B: 1 3B: 1 HR: 0 SF: 0 SAC: 2 DP: 0 HBP: 0						

PITCHER		IP	WLS	BF	H	R	ER	SO	BB	IBB	HBP	BLK	WP	HR	S	P	ERA	WHIP
Woodie Fryman, L ERA: 3.0	(1, 1)	6.0		24	6	2	2	6	1	0	0	0	0	0	35	39	3.00	1.167
Dale Murray, R ERA:	(7, 1)	2.0	L	14	3	5	0	0	2	1	0	0	0	0	11	23	0.00	2.500

PITCHER	IP	WLS	BF	H	R	ER	SO	BB	IBB	HBP	BLK	WP	HR	S	P	ERA	WHIP

BOTTOM

Montreal Expos @ St. Louis Cardinals

Busch Stadium, St. Louis, MO

Thu Apr 10 1975, 3:33 AM CDT

Att. 11,086 - Unknown

livebaseballscorecards.com

AB	32
R	7
H	9
RBI	7
BB	4
SO	6
LOB	21

Batter	1	2	3	4	5	6	7	8	9	AB	R	H	RBI	BB	SO	LOB
Larry Lintz, S (1, 4) OBP: 0.250, SLG: 0.250	CS 1B		F8		E S 1B			2-3		4	0	2	0	0	0	1
Tony Scott, S (1, 7) OBP: 0.375, SLG: 0.308	G5-4-3 1B 1-2		FC4-6 1-2f		E3 1-3			F9		4	0	1	0	0	0	2
Tim Foli, R (1, 6) OBP: 0.188, SLG: 0.250	G5-4-3 1-2f			6-3	5-3			6-3		4	0	0	0	0	0	3
Mike Jorgensen, L (1, 3) OBP: 0.313, SLG: 0.500		5-3		2B		4-3			4-3	4	0	1	0	0	0	0
Pepe Mangual, R (1, 8) OBP: 0.313, SLG: 0.267		2B 1B		K		6-3			5-3	4	1	1	0	0	1	1
Gary Carter, R (1, 9) OBP: 0.467, SLG: 0.692		7-4 2B 1-H		IBB		6-3			F7	3	0	1	1	1	0	0
Barry Foote, R (1, 2) OBP: 0.133, SLG: 0.071		7-4 2-3f		F8			1-3			3	0	0	0	0	0	3
Larry Parrish, R (1, 5) OBP: 0.077, SLG: 0.077			F9		F7		K			3	0	0	0	0	1	0
Dennis Blair, R (1, 1)			FC4-6 BB		4-1		G3			2	0	0	0	1	0	0
Inning Stats	R: 0 E: 0 K: 0 S: 3 H: 2 LOB: 0 BB: 0 P: 3	R: 1 E: 0 K: 0 S: 4 H: 2 LOB: 0 BB: 0 P: 4	R: 0 E: 0 K: 0 S: 3 H: 0 LOB: 1 BB: 1 P: 7	R: 0 E: 0 K: 1 S: 6 H: 1 LOB: 2 BB: 1 P: 10	R: 0 E: 1 K: 0 S: 5 H: 1 LOB: 2 BB: 0 P: 5	R: 0 E: 0 K: 0 S: 3 H: 0 LOB: 0 BB: 0 P: 3	R: 0 E: 0 K: 1 S: 5 H: 0 LOB: 0 BB: 0 P: 5	R: 0 E: 0 K: 0 S: 3 H: 0 LOB: 0 BB: 0 P: 3	R: 0 E: 0 K: 0 S: 3 H: 0 LOB: 0 BB: 0 P: 3	1B: 4 2B: 3 3B: 0 HR: 0	SF: 0 SAC: 0 DP: 2 HBP: 0						

PITCHER	IP	WLS	BF	H	R	ER	SO	BB	IBB	HBP	BLK	WP	HR	S	P	ERA	WHIP
Ray Burris, R (1, 1) ERA: 1.0	9.0	W	33	6	1	1	2	1	1	0	0	0	0	35	43	1.00	0.778

PITCHER	IP	WLS	BF	H	R	ER	SO	BB	IBB	HBP	BLK	WP	HR	S	P	ERA	WHIP

Montreal Expos @ Chicago Cubs

Wrigley Field, Chicago, IL

Fri Apr 11 1975, 3:33 AM CDT

Att. 2,109 - Sunny

TOP

livebaseballscorecards.com

AB	31
R	1
H	6
RBI	1
BB	2
SO	2
LOB	10

1B: 4	SF: 0	WP: 0	PA: 33
2B: 3	SAC: 0	PB: 0	
3B: 0	DP: 2	SB: 1	
HR: 0	HBP: 0	CS: 1	

Montreal Expos @ Chicago Cubs

Wrigley Field, Chicago, IL

Fri Apr 11 1975, 3:33 AM CDT

Att. 2,109 - Sunny

livebaseballscorecards.com

Batter	1	2	3	4	5	6	7	8	9	AB	R	H	RBI	BB	SO	LOB
Don Kessinger, S (1, 6) OBP: 0.333, SLG: 0.143	BBBB 4-0 FC1-6 BB BB	x 0-0 ②③ G4-3 1-2f			x 0-0 ① F7		x 0-0 ② 2-3			3	0	0	0	1	0	3
Jose Cardenal, R (1, 7) OBP: 0.444, SLG: 0.286	BBBB 4-0 FC1-6 1-2 BB		x 0-0 ① 6-3		x 0-0 ② F9		x 0-0 ③ F7			3	0	0	0	1	0	0
Bill Madlock, R (1, 5) OBP: 0.111, SLG: 0.222	x 0-0 ① FC1-6 G6-4-3 1-2f 2-3		x 0-0 E5 1B		x 0-0 ③ L3			x 0-0 ① F8		4	0	0	0	0	0	2
Rick Monday, L (1, 8) OBP: 0.556, SLG: 0.889	x 0-0 ②③ G6-4-3 1-2f		x 0-0 G4-3 1-2 1B			x 0-0 ① 1-3		x 0-0 E SF9 1B		4	1	2	0	0	0	2
Jerry Morales, R (1, 9) OBP: 0.333, SLG: 0.375		BBBB 4-0 1B 1B BB BB	x 0-0 ②③ G4-3 1-2f			x 0-0 2B		x 0-0 E4 SF9 1-3		3	1	1	0	1	0	3
Ralph LaCock, L (1, 3)		x 0-0 ① F9		x 0-0 ① F7		x 0-0 ② G3		x 0-0 ② SF9 1-2 3-H		3	0	0	1	0	0	2
Manny Trillo, R (1, 4) OBP: 0.250, SLG: 0.143		x 0-0 BB 1B 1-2 1B		x 0-0 ② F9		BBBB 4-0 BB		x 0-0 ③ 5-3		3	0	1	0	1	0	1
Steve Swisher, R (1, 2) OBP: 0.571, SLG: 0.833		x 0-0 BB 1-2 2-3 1B		BBBB 4-0 BB		SSSS 0-3 ③ K				2	0	1	0	1	1	2
Ray Burris, R (1, 1)		BBBB 4-0 G4-3 1-2 2-3 3-H BB		x 0-0 ③ F7			x 0-0 ① F8			2	0	0	1	1	0	1
Inning Stats	R: 0 H: 0 E: 0 LOB: 1 K: 0 BB: 2 S: 2 P: 10	R: 1 H: 2 E: 0 LOB: 2 K: 0 BB: 2 S: 4 P: 12	R: 0 H: 1 E: 1 LOB: 1 K: 0 BB: 0 S: 4 P: 4	R: 0 H: 0 E: 0 LOB: 1 K: 0 BB: 1 S: 3 P: 7	R: 0 H: 0 E: 0 LOB: 0 K: 0 BB: 0 S: 3 P: 3	R: 0 H: 1 E: 0 LOB: 2 K: 1 BB: 1 S: 6 P: 10	R: 0 H: 0 E: 0 LOB: 0 K: 0 BB: 0 S: 3 P: 3	R: 1 H: 1 E: 1 LOB: 1 K: 0 BB: 0 S: 5 P: 5		1B: 4 SF: 1 2B: 1 SAC: 0 3B: 0 DP: 3 HR: 0 HBP: 0						

PITCHER	IP	WLS	BF	H	R	ER	SO	BB	IBB	HBP	BLK	WP	HR	S	P	ERA	WHIP
Dennis Blair, R (1, 1) ERA: 1.13	8.0	L	34	5	2	1	1	6	0	0	0	0	0	30	54	1.12	1.375

PITCHER	IP	WLS	BF	H	R	ER	SO	BB	IBB	HBP	BLK	WP	HR	S	P	ERA	WHIP

AB	27
R	2
H	5
RBI	2
BB	6
SO	1
LOB	16

PA: 34

WP: 0
PB: 0
SB: 0
CS: 0

Batter	1	2	3	4	5	6	7	8	9	AB	R	H	RBI	BB	SO	LOB
Larry Lintz, S (1, 4) OBP: 0.250, SLG: 0.182	BBBB 4-0 CS BB		x 0-0 ① SH2-4 1-2 2-3		x 0-0 ① P6		x 0-0 ① FC5-6 1B 1-2f FC6-4		x 0-0 ② 1-3	3	1	0	0	1	0	1
Tim Foli, R (1, 6) OBP: 0.238, SLG: 0.333	x 0-0 ① CS 1-2 2B		x 0-0 ② 4-3 2-3 3-H		x 0-0 ② 4-3		x 0-0 FC6-4 1-3 1B		x 0-0 ③ 6-3	5	0	2	1	0	0	1
Mike Jorgensen, L (1, 3) OBP: 0.300, SLG: 0.412	x 0-0 ②③ F7 2-3		x 0-0 ③ F7		BBBB 4-0 BB		x 0-0 ② FC6-4 BB 1-2f 3-H			3	0	0	1	1	0	3
Gary Carter, R (1, 9) OBP: 0.474, SLG: 0.625		x 0-0 ① F8		x 0-0 SH1-3 1B 1B	x 0-0 ③ 6-3		BBBB 4-0 1-2 BB			3	1	1	0	1	0	1
Pepe Mangual, R (1, 8) OBP: 0.368, SLG: 0.294		x 0-0 S 1B		x 0-0 ① SH1-3 1-2		H 1-0 E S HBP	x 0-0 ③ 6-3			2	0	1	0	0	0	2
Tony Scott, S (1, 7) OBP: 0.300, SLG: 0.235		x 0-0 ② 6-3 1-2		SSS 0-3 ② K	SSS 0-3 ① K 1-3			SSS 0-3 ① K		4	0	0	0	0	3	3
Barry Foote, R (1, 2) OBP: 0.158, SLG: 0.111		x 0-0 ③ 1-4-3		x 0-0 1B 2-H 1B	SSS 0-3 ② K			x 0-0 ② F7		4	0	1	1	0	1	2
Larry Parrish, R (1, 5) OBP: 0.176, SLG: 0.235			x 0-0 SH2-4 4-3 2B	x 0-0 1-2 1B	x 0-0 ③ P6			x 0-0 ③ F8		4	1	2	0	0	0	1
Dave McNally, R (1, 1) OBP: 0.500, SLG: 0.250 Dale Murray, R (8, 1) Larry Biittner, L (9, PH) OBP: 0.500, SLG: 0.500			BBBB 4-0 4-3 SH2-4 BB	x 0-0 ③ F7		x 0-0 FC5-6 1B		SSS 0-3 ① K		2 0 1	0 0 0	1 0 0	0 0 0	1 0 0	0 0 1	2 0 0
Inning Stats	R: 0 H: 1 E: 0 LOB: 0 K: 0 BB: 1 S: 2 P: 6	R: 0 H: 1 E: 0 LOB: 1 K: 0 BB: 0 S: 4 P: 4	R: 1 H: 1 E: 0 LOB: 1 K: 0 BB: 1 S: 4 P: 8	R: 1 H: 3 E: 0 LOB: 2 K: 1 BB: 0 S: 8 P: 8	R: 0 H: 0 E: 0 LOB: 1 K: 0 BB: 1 S: 3 P: 7	R: 0 H: 0 E: 0 LOB: 1 K: 2 BB: 0 S: 7 P: 8	R: 1 H: 2 E: 0 LOB: 2 K: 0 BB: 1 S: 5 P: 9	R: 0 H: 0 E: 0 LOB: 0 K: 1 BB: 0 S: 5 P: 5	R: 0 H: 0 E: 0 LOB: 0 K: 1 BB: 0 S: 5 P: 5	1B: 6 SF: 0 2B: 2 SAC: 2 3B: 0 DP: 0 HR: 0 HBP: 1						WP: 0 PA: 38 PB: 0 SB: 2 CS: 2	

TOP

Montreal Expos @ Chicago Cubs

Wrigley Field, Chicago, IL

Sat Apr 12 1975, 3:33 AM CDT

Att. 11,415 - Cloudy - 40 F

livebaseballscorecards.com

AB	31
R	3
H	8
RBI	3
BB	4
SO	5
LOB	16

PITCHER		IP	WLS	BF	H	R	ER	SO	BB	IBB	HBP	BLK	WP	HR	S	P	ERA	WHIP
Burt Hooton, R ERA: 4.91	(1, 1)	3.2		17	6	2	2	1	2	0	0	0	0	0	17	25	4.91	2.182
Milt Wilcox, R ERA: 2.45	(4, 1)	2.2		12	2	1	1	2	1	0	1	0	0	0	14	19	3.38	1.125
Darold Knowles, L ERA:	(7, 1)	0.2		3	0	0	0	0	1	0	0	0	0	0	2	6	0.00	1.500
Oscar Zamora, R ERA:	(8, 1)	2.0	W	6	0	0	0	2	0	0	0	0	0	0	10	10	0.00	0.000

PITCHER	IP	WLS	BF	H	R	ER	SO	BB	IBB	HBP	BLK	WP	HR	S	P	ERA	WHIP

Montreal Expos @ Chicago Cubs

Wrigley Field, Chicago, IL

Sat Apr 12 1975, 3:33 AM CDT

Att. 11,415 - Cloudy - 40 F

livebaseballscorecards.com

BOTTOM

Batter	1	2	3	4	5	6	7	8	9	AB	R	H	RBI	BB	SO	LOB
Don Kessinger, S (1, 6) OBP: 0.231, SLG: 0.091	6-3		F7		FC6-4 1-2f		8-2 3-Hf			4	0	0	0	0	0	3
Jose Cardenal, R (1, 7) OBP: 0.615, SLG: 0.556	S 6-3 2B		BBBB FC6-4 BB			FC6-4 1B		BBBB 1B 2B BB		2	2	2	0	2	0	0
Bill Madlock, R (1, 5) OBP: 0.154, SLG: 0.231	6-3 2-H		FC6-4 1-2f			F9		2B 1-3 1B 1B		4	1	1	1	0	0	2
Rick Monday, L (1, 8) OBP: 0.462, SLG: 0.769	5-3			6-3		FC6-4 1-2f		1-3 1B 3-H 2B		4	1	1	1	0	0	1
Jerry Morales, R (1, 9) OBP: 0.385, SLG: 0.417		1-3 1B		F8		F7		E 2-H 3-H 1B		4	1	2	2	0	0	1
George Mitterwald, R (1, 3) Ralph LaCock, L (9, 3)		1-3 1-2		F7			F7	F9		4 0	0 0	0 0	0 0	0 0	0 0	2 0
Manny Trillo, R (1, 4) OBP: 0.250, SLG: 0.182	SSS K				F9		1B 2B 1B	E4 G5-4-3 2-H		4	1	1	0	0	1	1
Steve Swisher, R (1, 2) OBP: 0.455, SLG: 0.600	5-3				F9		2B 1-2 8-2 1B	G5-4-3 1-2f		4	0	1	0	0	0	2
Burt Hooton, R (1, 1) Milt Wilcox, R (4, 1) Darold Knowles, L (7, 1) Ron Dunn, R (7, PH) OBP: 1.000, SLG: 2.000 Oscar Zamora, R (8, 1)			F7		E5 FC6-4		1-3 2-H 2B			1 1 0 1 0	0 0 0 0 0	0 0 0 1 0	0 0 0 1 0	0 0 0 0 0	0 0 0 0 0	0 0 0 0 0
Inning Stats	R: 1 H: 1 E: 0 LOB: 0 K: 0 BB: 0 S: 4 P: 4	R: 0 H: 1 E: 0 LOB: 1 K: 1 BB: 0 S: 6 P: 6	R: 0 H: 0 E: 0 LOB: 1 K: 0 BB: 1 S: 3 P: 7	R: 0 H: 0 E: 0 LOB: 0 K: 0 BB: 0 S: 3 P: 3	R: 0 H: 0 E: 1 LOB: 1 K: 0 BB: 0 S: 4 P: 4	R: 0 H: 1 E: 0 LOB: 1 K: 0 BB: 0 S: 4 P: 4	R: 1 H: 3 E: 0 LOB: 1 K: 0 BB: 0 S: 5 P: 5	R: 4 H: 3 E: 1 LOB: 0 K: 0 BB: 1 S: 6 P: 10		1B: 6 SF: 0 2B: 4 SAC: 0 3B: 0 DP: 2 HR: 0 HBP: 0						

	AB	33
	R	6
	H	9
	RBI	5
	BB	2
	SO	1
	LOB	12

WP: 0 PA: 35
PB: 0
SB: 1
CS: 0

PITCHER		IP	WLS	BF	H	R	ER	SO	BB	IBB	HBP	BLK	WP	HR	S	P	ERA	WHIP
Dave McNally, L ERA: 2.57	(1, 1)	7.0		28	6	2	2	1	1	0	0	0	0	0	29	33	2.57	1.000
Dale Murray, R ERA: 5.4	(8, 1)	1.0	L	7	3	4	3	0	1	0	0	0	0	0	6	10	27.00	4.000

PITCHER	IP	WLS	BF	H	R	ER	SO	BB	IBB	HBP	BLK	WP	HR	S	P	ERA	WHIP

Batter	1	2	3	4	5	6	7	8	9	AB	R	H	RBI	BB	SO	LOB
Larry Lintz, S (1, 4) OBP: 0.188, SLG: 0.133	x 0-0 ① G3			x 0-0 ① G3		x 0-0 ② F7		x 0-0 ③ F8		4	0	0	0	0	0	0
Tim Foli, R (1, 6) OBP: 0.280, SLG: 0.360	S S S 0-3 ② K			x 0-0 ② 6-3		x 0-0 1B			x 0-0 G4-6-3 1B	4	0	2	0	0	1	0
Mike Jorgensen, L (1, 3) OBP: 0.292, SLG: 0.381	x 0-0 ③ 6-3			x 0-0 FC6-4 1B		x 0-0 ③ F5			x 0-0 ①② G4-6-3 1-2f	4	0	1	0	0	0	2
Gary Carter, R (1, 9) OBP: 0.391, SLG: 0.500		S S S 0-3 ① K		x 0-0 ③ FC6-4 1-2f			S S S 0-3 ① K		x 0-0 ③ F9	4	0	0	0	0	2	1
Pepe Mangual, R (1, 8) OBP: 0.364, SLG: 0.263		S S S 0-3 ② K			B B B B 4-0 WP 4-3 BB		x 0-0 ② F9			2	0	0	0	1	1	0
Barry Foote, R (1, 2) OBP: 0.136, SLG: 0.095		S S S 0-3 ③ K			x 0-0 ① L6		x 0-0 E4			3	0	0	0	0	1	1
Tony Scott, S (1, 7) OBP: 0.304, SLG: 0.250			x 0-0 CS 1B		x 0-0 ② 4-3 1-2		x 0-0 ③ F8			3	0	1	0	0	0	2
Larry Parrish, R (1, 5) OBP: 0.150, SLG: 0.200			S S S 0-3 ①② K 1-2		x 0-0 ③ 6-3 2-3			x 0-0 ① 5-3		3	0	0	0	0	1	2
Steve Rogers, R (1, 1) John Montague, R (5, 1) Larry Bittner, L (6, PH) OBP: 0.333, SLG: 0.333 Donald DeMola, R (6, 1) Pat Scanlon, L (8, PH) Chuck Taylor, R (8, 1)		x 0-0 ③ 4-3				x 0-0 ① F7		S S S 0-3 ② K		1 0 0 0 0 0 0 0 0 0 0 0 0 0 1 0 0 0 0 0 0 0 0 0 0 0 0 0 1 0 0 0 0 1 0 0 0 0 0 0 0 0						
Inning Stats	R: 0 H: 0 E: 0 LOB: 0 K: 1 BB: 0 S: 5 P: 5	R: 0 H: 0 E: 0 LOB: 0 K: 3 BB: 0 S: 9 P: 9	R: 0 H: 1 E: 0 LOB: 0 K: 1 BB: 0 S: 5 P: 5	R: 0 H: 1 E: 0 LOB: 1 K: 0 BB: 0 S: 4 P: 4	R: 0 H: 0 E: 0 LOB: 1 K: 0 BB: 1 S: 3 P: 7	R: 0 H: 1 E: 0 LOB: 1 K: 0 BB: 0 S: 4 P: 4	R: 0 H: 0 E: 1 LOB: 1 K: 1 BB: 0 S: 6 P: 6	R: 0 H: 0 E: 0 LOB: 0 K: 1 BB: 0 S: 5 P: 5	R: 0 H: 1 E: 0 LOB: 0 K: 0 BB: 0 S: 3 P: 3	1B: 4 SF: 0 2B: 0 SAC: 0 3B: 0 DP: 1 HR: 0 HBP: 0						

TOP

Montreal Expos @ Chicago Cubs

Wrigley Field, Chicago, IL

Sun Apr 13 1975, 3:33 AM CDT

Att. 12,433 - Unknown

livebaseballscorecards.com

AB	30
R	0
H	4
RBI	0
BB	1
SO	7
LOB	8

WP: 1 PA: 31
PB: 0
SB: 0
CS: 1

PITCHER	IP	WLS	BF	H	R	ER	SO	BB	IBB	HBP	BLK	WP	HR	S	P	ERA	WHIP
Steve Stone, R (1, 1) ERA:	9.0	W	31	4	0	0	7	1	0	0	0	1	0	44	48	0.00	0.556

PITCHER	IP	WLS	BF	H	R	ER	SO	BB	IBB	HBP	BLK	WP	HR	S	P	ERA	WHIP

Batter	1	2	3	4	5	6	7	8	9	AB	R	H	RBI	BB	SO	LOB
Don Kessinger, S (1, 6) OBP: 0.333, SLG: 0.077	BBBB 4-0 1B G3 BB		x 0-0 E6 4-3 BB G3		BBBB 4-0 1-3 2B BB	x 0-0 ③ F7		BBBB 4-0 FC6-4 1-2 BB		2	2	0	0	3	0	1
Jose Cardenal, R (1, 7) OBP: 0.556, SLG: 0.417	x 0-0 ① G3 1-2		BBBB 4-0 G3 4-3 1B 1-2 BB		x 0-0 ① 1-3 1-2		BBBB 4-0 F8 1B BB	x 0-0 ② F8		3	2	0	0	2	0	4
Bill Madlock, R (1, 5) OBP: 0.222, SLG: 0.333	x 0-0 FC6-4 2-3 1B		x 0-0 ① 4-3 1-2 2-3		x 0-0 E 2-H 2B		x 0-0 ① F8 1-2	x 0-0 ③ FC6-4 1-2f		5	1	2	1	0	0	5
Rick Monday, L (1, 8) OBP: 0.529, SLG: 0.714	SSS 0-3 ② K		IIII 4-0 G3 1B IBB		IIII 4-0 PB 1B IBB		BBBB 4-0 1B BB			1	2	0	0	3	1	2
Jerry Morales, R (1, 9) OBP: 0.412, SLG: 0.438	x 0-0 ③ FC6-4 1-2f		x 0-0 ② G3 1-2 2-3 3-H		x 0-0 G6-4-3 1-H 2-H 1B		x 0-0 1-3 2-H 1B			4	0	2	3	0	0	4
Ralph LaCock, L (1, 3) OBP: 0.250, SLG: 0.111		x 0-0 ① F8	x 0-0 None 2-H 3-H 1B		x 0-0 ② ③ G6-4-3 1-2f		SSS 0-3 ② K			4	0	1	2	0	1	3
Manny Trillo, R (1, 4) OBP: 0.250, SLG: 0.200		x 0-0 FC5-4 1B	0-0 ③ 1-2	x 0-0 ① F8	SSS 0-3 ① K	x 0-0 ③ P3				4	0	1	0	0	1	2
Steve Swisher, R (1, 2) OBP: 0.400, SLG: 0.500		x 0-0 ② FC5-4 1-2f		SSS 0-3 ② K	x 0-0 ② 5-3			x 0-0 BB 1B		4	0	1	0	0	1	1
Steve Stone, R (1, 1) OBP: 0.250, SLG: 0.250		x 0-0 ③ 1-3		x 0-0 ③ F9	x 0-0 1B			SSS 0-3 ① K		4	0	1	0	0	1	2
Inning Stats	R: 0 H: 1 E: 0 LOB: 2 K: 1 BB: 1 S: 6 P: 10	R: 0 H: 1 E: 0 LOB: 1 K: 0 BB: 0 S: 4 P: 4	R: 3 H: 1 E: 1 LOB: 1 K: 0 BB: 2 S: 4 P: 12	R: 0 H: 0 E: 0 LOB: 0 K: 1 BB: 0 S: 5 P: 5	R: 3 H: 2 E: 0 LOB: 0 K: 0 BB: 2 S: 4 P: 12	R: 0 H: 1 E: 0 LOB: 1 K: 1 BB: 0 S: 6 P: 6	R: 1 H: 1 E: 0 LOB: 2 K: 1 BB: 2 S: 6 P: 14	R: 0 H: 1 E: 0 LOB: 2 K: 1 BB: 1 S: 6 P: 10		1B: 7 SF: 0 2B: 1 SAC: 0 3B: 0 DP: 1 HR: 0 HBP: 0						

PITCHER		IP	WLS	BF	H	R	ER	SO	BB	IBB	HBP	BLK	WP	HR	S	P	ERA	WHIP
Steve Rogers, R ERA: 4.22	(1, 1)	4.1	L	24	5	6	2	2	3	2	0	0	0	0	22	42	4.15	1.846
John Montague, R ERA:	(5, 1)	0.2		1	0	0	0	0	0	0	0	0	0	0	1	1	0.00	0.000
Donald DeMola, R ERA: 4.5	(6, 1)	2.0		10	2	1	1	2	2	0	0	0	0	0	12	20	4.50	2.000
Chuck Taylor, R ERA: 3.38	(8, 1)	1.0		5	1	0	0	1	1	0	0	0	0	0	6	10	0.00	2.000

PITCHER	IP	WLS	BF	H	R	ER	SO	BB	IBB	HBP	BLK	WP	HR	S	P	ERA	WHIP

BOTTOM

Montreal Expos @ Chicago Cubs

Wrigley Field, Chicago, IL

Sun Apr 13 1975, 3:33 AM CDT

Att. 12,433 - Unknown

livebaseballscorecards.com

AB	31
R	7
H	8
RBI	6
BB	8
SO	5
LOB	24

WP: 0	PA: 39		
PB: 1			
SB: 0			
CS: 0			

Batter	1	2	3	4	5	6	7	8	9	AB	R	H	RBI	BB	SO	LOB
Larry Lintz, S (1, 4) OBP: 0.250, SLG: 0.167	K	SH5-3 2-3		1B S SF9 1B		5-3			BB	3	1	1	0	1	1	0
Tim Foli, R (1, 6) OBP: 0.300, SLG: 0.367	S 1B 1B	4-3		SF9 1-3		5-3			F3 1-2	5	1	2	0	0	0	2
Gary Carter, R (1, 9) OBP: 0.357, SLG: 0.417	F7 1-2	L7		5-3			5-3		IBB	4	0	0	0	1	0	4
Mike Jorgensen, L (1, 3) OBP: 0.276, SLG: 0.333	1B 1B BB		G3	SF9 2-3 3-H			F5		1-3	3	1	0	1	1	0	2
Pepe Mangual, R (1, 8) OBP: 0.346, SLG: 0.261	1B 1-2 2-H 1B		K	F8			K			4	0	1	1	0	2	1
Tony Scott, S (1, 7) OBP: 0.333, SLG: 0.292	FC6-4 1-2 2-H 1B		2B 1B		K			K		4	1	2	1	0	2	0
Barry Foote, R (1, 2) OBP: 0.154, SLG: 0.160	FC6-4 1-2f		1-H 2B		6-3			F9		4	0	1	1	0	0	2
Larry Parrish, R (1, 5) OBP: 0.208, SLG: 0.348		HR	IBB		F9			6-3		3	1	1	1	1	0	0
Woodie Fryman, R (1, 1) OBP: 0.167, SLG: 0.333		SH5-3 2B	F3			K			1-3	4	0	1	0	0	1	2
Inning Stats	R: 2 E: 0 K: 1 S: 8 H: 3 LOB: 2 BB: 1 P: 12	R: 1 E: 0 K: 0 S: 5 H: 2 LOB: 1 BB: 0 P: 5	R: 1 E: 0 K: 1 S: 7 H: 2 LOB: 2 BB: 1 P: 11	R: 1 E: 0 K: 0 S: 5 H: 2 LOB: 1 BB: 0 P: 5	R: 0 E: 0 K: 1 S: 5 H: 0 LOB: 0 BB: 0 P: 5	R: 0 E: 0 K: 1 S: 5 H: 0 LOB: 0 BB: 0 P: 5	R: 0 E: 0 K: 1 S: 5 H: 0 LOB: 0 BB: 0 P: 5	R: 0 E: 0 K: 1 S: 5 H: 0 LOB: 0 BB: 0 P: 5	R: 0 E: 0 K: 0 S: 3 H: 0 LOB: 2 BB: 2 P: 11	1B: 6 2B: 2 3B: 0 HR: 1 SF: 1 SAC: 1 DP: 0 HBP: 0	WP: 0 PB: 0 SB: 3 CS: 0 PA: 40					

PITCHER		IP	WLS	BF	H	R	ER	SO	BB	IBB	HBP	BLK	WP	HR	S	P	ERA	WHIP
Dock Ellis, R ERA: 9.82	(1, 1)	3.0	L	18	7	4	4	2	1	1	0	0	0	1	20	28	12.00	2.667
Sam McDowell, L ERA: 1.17	(4, 1)	4.0		14	2	1	1	3	0	0	0	0	0	0	20	20	2.25	0.500
Ramon Hernandez, L ERA:	(8, 1)	2.0		8	0	0	0	1	1	1	0	0	0	0	8	16	0.00	0.500

PITCHER	IP	WLS	BF	H	R	ER	SO	BB	IBB	HBP	BLK	WP	HR	S	P	ERA	WHIP

TOP

Montreal Expos @ Pittsburgh Pirates

Three Rivers Stadium, Pittsburgh, PA

Wed Apr 16 1975, 7:05 PM EDT

Att. 4,807 - Unknown

livebaseballscorecards.com

AB	34
R	5
H	9
RBI	5
BB	4
SO	6
LOB	13

BOTTOM

Montreal Expos @ Pittsburgh Pirates

Three Rivers Stadium, Pittsburgh, PA

Wed Apr 16 1975, 7:05 PM EDT

Att. 4,807 - Unknown

Batter	1	2	3	4	5	6	7	8	9	AB	R	H	RBI	BB	SO	LOB
Rennie Stennett, R (1, 4) OBP: 0.333, SLG: 0.421	S S S 0-3 ① K		S S S 0-3 ② K		x 0-0 1B			B B B B 4-0 E 1B BB		3	0	1	0	1	2	0
Richie Hebner, L (1, 5) OBP: 0.455, SLG: 0.632	H 1-0 HBP		B B B B 4-0 BB		x 0-0 ③ F7			x 0-0 ① F2		2	0	0	0	1	0	2
Al Oliver, L (1, 8) OBP: 0.286, SLG: 0.350	x 0-0 ② F9		x 0-0 ③ F7			x 0-0 ① 3-1		x 0-0 1B E 1-2 1B		4	0	1	0	0	0	2
Willie Stargell, L (1, 3) OBP: 0.381, SLG: 0.650	S S S 0-3 ③ K			x 0-0 1B		x 0-0 ② F9		x 0-0 E3 1B 1-2 2-3		4	0	1	0	0	1	3
Richie Zisk, R (1, 7) OBP: 0.286, SLG: 0.250		x 0-0 ① F9		x 0-0 ① F7		S S S 0-3 ③ K		x 0-0 ② 1B 1-2 2-3		4	0	1	0	0	1	1
Dave Parker, L (1, 9) OBP: 0.200, SLG: 0.158		x 0-0 ② 6-3		S S S 0-3 ② K			x 0-0 ① F6	x 0-0 ③ L4		4	0	0	0	0	1	4
Manny Sanguillen, R (1, 2) OBP: 0.368, SLG: 0.611		x 0-0 1B		x 0-0 ③ F7			B B B B 4-0 BB		x 0-0 ① 4-3	3	0	1	0	1	0	1
Frank Taveras, R (1, 6) OBP: 0.143, SLG: 0.143 Bill Robinson, R (7, PH) OBP: 0.250, SLG: 0.250 Mario Mendoza, R (8, 6)		x 0-0 ③ 5-3			x 0-0 ① F3		S S S 0-3 ② K		S S S 0-3 ② K	2 1 1	0 0 0	0 0 0	0 0 0	0 1 0	0 1 1	1 1 0
Dock Ellis, S (1, 1) Paul Popovich, S (3, PH) Sam McDowell, L (4, 1) Bob Robertson, R (7, PH) Ramon Hernandez, S (8, 1) Art Howe, R (9, PH)		x 0-0 ① P8			x 0-0 ② F8		x 0-0 ③ L8		x 0-0 ③ F6	0 1 1 1 0 1	0 0 0 0 0 0	0 0 0 0 0 0	0 0 0 0 0 0	0 0 0 0 0 0	0 0 0 0 0 0	0 0 0 1 0 0
Inning Stats	R: 0 E: 0 K: 2 S: 7 H: 0 LOB: 1 BB: 0 P: 8	R: 0 E: 0 K: 0 S: 4 H: 1 LOB: 1 BB: 0 P: 4	R: 0 E: 0 K: 1 S: 5 H: 0 LOB: 1 BB: 1 P: 9	R: 0 E: 0 K: 1 S: 6 H: 1 LOB: 1 BB: 0 P: 6	R: 0 E: 0 K: 0 S: 4 H: 1 LOB: 1 BB: 0 P: 4	R: 0 E: 0 K: 1 S: 5 H: 0 LOB: 0 BB: 0 P: 5	R: 0 E: 0 K: 1 S: 5 H: 0 LOB: 1 BB: 1 P: 9	R: 0 E: 1 K: 0 S: 5 H: 2 LOB: 3 BB: 1 P: 9	R: 0 E: 0 K: 1 S: 5 H: 0 LOB: 0 BB: 0 P: 5	1B: 5 2B: 0 3B: 0 HR: 0	SF: 0 SAC: 0 DP: 0 HBP: 1					

PITCHER	IP	WLS	BF	H	R	ER	SO	BB	IBB	HBP	BLK	WP	HR	S	P	ERA	WHIP
Woodie Fryman, L (1, 1) ERA: 1.2	9.0	W	36	5	0	0	7	3	0	1	0	0	0	46	59	0.00	0.889

PITCHER	IP	WLS	BF	H	R	ER	SO	BB	IBB	HBP	BLK	WP	HR	S	P	ERA	WHIP

AB	32
R	0
H	5
RBI	0
BB	3
SO	7
LOB	16

WP: 0 PA: 36
PB: 0
SB: 0
CS: 0

livebaseballscorecards.com

Montreal Expos @ Pittsburgh Pirates

Three Rivers Stadium, Pittsburgh, PA

Thu Apr 17 1975, 7:05 PM EDT

Att. 5,667 - Unknown

TOP

livebaseballscorecards.com

Batter	1	2	3	4	5	6	7	8	9	AB	R	H	RBI	BB	SO	LOB
Pepe Mangual, R (1, 8) OBP: 0.387, SLG: 0.321	L5-3 1B		E8 3-H 1B		F8		FC5-4 1-2f		1B 2B 2-H 1B	5	1	3	2	0	0	3
Tim Foli, R (1, 6) OBP: 0.286, SLG: 0.343	L5-3 1-2		5-3			F8		K	2B 1-3 1B	5	1	1	0	0	1	2
Mike Jorgensen, L (1, 3) OBP: 0.294, SLG: 0.379	L5			G5-4-3 1B		G3		F6	2B 1-H 3-H	5	0	2	2	0	0	0
Gary Carter, R (1, 9) OBP: 0.364, SLG: 0.448		5-3		G5-4-3 1-2f		1B		2B	K	5	0	2	0	0	1	2
Barry Foote, R (1, 2) OBP: 0.129, SLG: 0.133		F9		F3		4-3		1-3	L7	5	0	0	0	0	0	3
Larry Parrish, R (1, 5) OBP: 0.286, SLG: 0.407		CS 1B			F8		SH1-3 E 1B		E7 2B 1B	4	2	3	0	0	0	0
Pete Mackanin, R (1, 4) OBP: 0.333, SLG: 0.583		CS 1-2	E 3B		1B 1B		SH1-3 1-2		2B 2-H 2B	3	2	3	1	0	0	0
Bombo Rivera, R (1, 7) Hal Breeden, R (7, PH) Jerry White, S (7, PR) (7, 7) Jose Morales, R (9, PH) OBP: 1.000, SLG: 2.000 Tony Scott, S (9, PR) OBP: 0.333, SLG: 0.292 (9, 7)			K	F2			FC5-4 IBB		1B 2-H 2B	2 0 0 1 0	0 0 0 0 1	0 0 0 1 0	0 0 0 1 0	0 1 0 0 0	1 0 0 0 0	2 0 0 0 0
Dave McNally, R (1, 1) OBP: 0.400, SLG: 0.250 Dale Murray, R (9, 1)			K	1-3 1B			FC5-4 1-2f 2-H FC5-4		1-4	4 0	0 0	1 0	0 0	0 0	1 0	3 0

	AB	39
	R	7
	H	16
	RBI	6
	BB	1
	SO	4
	LOB	15

Inning Stats																																		
	R: 0 E: 0 K: 0 S: 3	H: 1 LOB: 0 BB: 0 P: 3	R: 0 E: 0 K: 0 S: 3	H: 1 LOB: 0 BB: 0 P: 3	R: 1 E: 1 K: 2 S: 9	H: 2 LOB: 1 BB: 0 P: 9	R: 0 E: 0 K: 0 S: 3	H: 1 LOB: 0 BB: 0 P: 3	R: 0 E: 0 K: 0 S: 5	H: 2 LOB: 2 BB: 0 P: 5	R: 0 E: 0 K: 0 S: 4	H: 1 LOB: 1 BB: 0 P: 4	R: 1 E: 1 K: 0 S: 4	H: 1 LOB: 1 BB: 1 P: 8	R: 0 E: 0 K: 1 S: 6	H: 1 LOB: 1 BB: 0 P: 6	R: 5 E: 1 K: 1 S: 11	H: 6 LOB: 1 BB: 0 P: 11	1B: 11 2B: 5 3B: 1 HR: 0	SF: 0 SAC: 1 DP: 2 HBP: 0	WP: 0 PB: 0 SB: 0 CS: 1	PA: 42

PITCHER		IP	WLS	BF	H	R	ER	SO	BB	IBB	HBP	BLK	WP	HR	S	P	ERA	WHIP
Jerry Reuss, L ERA: 3.6	(1, 1)	8.0	L	35	13	5	4	3	0	1	0	0	0	0	40	44	4.50	1.625
Larry Demery, R ERA: 5.06	(9, 1)	1.0		6	3	2	2	1	0	0	0	0	0	0	8	8	18.00	3.000

PITCHER	IP	WLS	BF	H	R	ER	SO	BB	IBB	HBP	BLK	WP	HR	S	P	ERA	WHIP

Montreal Expos @ Pittsburgh Pirates

Three Rivers Stadium, Pittsburgh, PA

Thu Apr 17 1975, 7:05 PM EDT

Att. 5,667 - Unknown

BOTTOM

Batter	1	2	3	4	5	6	7	8	9	AB	R	H	RBI	BB	SO	LOB
Rennie Stennett, R (1, 4) OBP: 0.346, SLG: 0.391	BBBB 4-0 HBP 1B BB	x 0-0 ② F2 2-3		x 0-0 ② F9			x 0-0 6-3 SH1-3 1B		x 0-0 ② F9	4	1	1	0	1	0	2
Richie Hebner, L (1, 5) OBP: 0.423, SLG: 0.609	x 0-0 ① F5	x 0-0 ③ F5		x 0-0 ③ F6			x 0-0 ① SH1-3 1-2		x 0-0 1B 2B	4	1	1	0	0	0	3
Al Oliver, L (1, 8) OBP: 0.308, SLG: 0.333	H 1-0 1B 1-2 1B HBP		SSS 0-3 ① K		x 0-0 ① F8		x 0-0 ② 6-3 2-3		x 0-0 HR 2-H 1B	4	1	1	1	0	1	1
Willie Stargell, L (1, 3) OBP: 0.462, SLG: 0.840	x 0-0 ② 1B 1-H 2-H 1B		x 0-0 FC5-4 1B		x 0-0 2B		SSS 0-3 ③ K		x 0-0 1-H HR	5	1	4	3	0	1	1
Richie Zisk, R (1, 7) OBP: 0.346, SLG: 0.261	x 0-0 1-2 1B	x 0-0 ② FC5-4 BB 1B 1-2f			x 0-0 ② F7			BBBB 4-0 FC1-6 BB	BBBB 4-0 FC6-4 BB	3	0	1	0	2	0	2
Dave Parker, L (1, 9) OBP: 0.200, SLG: 0.167	SSS 0-3 ③ K	x 0-0 BB 1-2 1B			x 0-0 ③ G3			x 0-0 ① FC1-6 5-3 1-2f	x 0-0 ③ FC6-4 1-2f	5	0	1	0	0	1	5
Manny Sanguillen, R (1, 2) OBP: 0.348, SLG: 0.524		x 0-0 ① 1-3	BBBB 4-0 1-2 2-3 BB			SSS 0-3 ① K		x 0-0 ② 5-3 1-2		3	0	0	0	1	1	1
Frank Taveras, R (1, 6) OBP: 0.176, SLG: 0.125 Bob Robertson, R (8, PH) Mario Mendoza, R (9, 6)		BBBB 4-0 S E BB	x 0-0 ③ L7			x 0-0 ② F8		x 0-0 ③ 5-3		2 1 0	0 0 0	0 0 0	0 0 0	1 0 0	0 0 0	3 1 0
Jerry Reuss, L (1, 1) OBP: 0.400, SLG: 0.400 Larry Demery, R (9, 1) Bill Robinson, R (9, PH) OBP: 0.200, SLG: 0.200		x 0-0 E1 1-2		x 0-0 ① 4-3		SSS 0-3 ③ K			x 0-0 ① 5-3	3 0 1	0 0 0	0 0 0	0 0 0	0 0 0	1 0 0	1 0 0
Inning Stats	R: 1 E: 0 K: 1 S: 6 H: 2 LOB: 2 BB: 1 P: 11	R: 0 E: 1 K: 0 S: 4 H: 0 LOB: 2 BB: 1 P: 8	R: 0 E: 0 K: 1 S: 7 H: 2 LOB: 3 BB: 1 P: 11	R: 0 E: 0 K: 0 S: 3 H: 0 LOB: 0 BB: 0 P: 3	R: 0 E: 0 K: 0 S: 4 H: 1 LOB: 1 BB: 0 P: 4	R: 0 E: 0 K: 2 S: 7 H: 0 LOB: 0 BB: 0 P: 7	R: 0 E: 0 K: 1 S: 6 H: 1 LOB: 1 BB: 0 P: 6	R: 0 E: 0 K: 0 S: 3 H: 0 LOB: 1 BB: 1 P: 7	R: 3 E: 0 K: 0 S: 6 H: 3 LOB: 1 BB: 1 P: 10	1B: 6 2B: 2 3B: 0 HR: 1 SF: 0 SAC: 1 DP: 0 HBP: 1						

livebaseballscorecards.com

AB	35
R	4
H	9
RBI	4
BB	5
SO	5
LOB	20

WP: 0 PA: 42
PB: 0
SB: 1
CS: 0

PITCHER		IP	WLS	BF	H	R	ER	SO	BB	IBB	HBP	BLK	WP	HR	S	P	ERA	WHIP
Dave McNally, L ERA: 3.18	(1, 1)	8.2	W	40	9	4	4	5	4	0	1	0	0	1	45	62	4.15	1.500
Dale Murray, R ERA: 5.06	(9, 1)	0.1		2	0	0	0	0	1	0	0	0	0	0	1	5	0.00	3.000

PITCHER	IP	WLS	BF	H	R	ER	SO	BB	IBB	HBP	BLK	WP	HR	S	P	ERA	WHIP

Philadelphia Phillies @ Montreal Expos

Jarry Park, Montreal, QB

Fri Apr 18 1975, 4:33 AM EDT

Att. 21,274 - Unknown

livebaseballscorecards.com

TOP

Batter	1	2	3	4	5	6	7	8	9	AB	R	H	RBI	BB	SO	LOB
Dave Cash, R (1, 4) OBP: 0.442, SLG: 0.500	2B	BB		F8 1-2 2-3		P6		BB		3	1	1	0	2	0	2
Larry Bowa, S (1, 6) OBP: 0.341, SLG: 0.395	K	F9			5-3	5-3		F8		5	0	0	0	0	1	3
Willie Montanez, L (1, 3) OBP: 0.289, SLG: 0.459	2-H 2B		E6 G5-4-3		HR		F7		F7	5	1	2	2	0	0	0
Greg Luzinski, R (1, 7) OBP: 0.385, SLG: 0.714	5-3		G5-4-3 1-2f		2B FC5-4 1B		BB		1B 1B	4	2	2	0	1	0	2
Mike Schmidt, R (1, 5) OBP: 0.289, SLG: 0.441	5-3		P5		FC5-4 1-3 2B		F7		K	5	0	1	0	0	1	3
Bob Boone, R (1, 2) OBP: 0.529, SLG: 0.552		HR 2B		5-3	FC5-4 IBB		1-3 1B		WP 1-2 1B	4	1	3	0	1	0	0
Mike Anderson, R (1, 9) OBP: 0.154, SLG: 0.346		2-H HR		5-3	FC5-4 FC5-4 1-2f 2-3 3-H		P3		WP 1-2 2-H 1B	5	1	2	4	0	0	4
Alan Bannister, R (1, 8) OBP: 0.324, SLG: 0.364		1-3		PB 1B 1B	FC5-4 1-2f			5-3	6-3 1-2 2-3	5	0	1	0	0	0	4
Tom Underwood, R (1, 1) OBP: 0.167, SLG: 0.167 Gene Garber, R (6, 1)		F7		PB 1-2 1B		F8		P4		3 1	0 0	1 0	0 0	0 0	0 0	0 0
Inning Stats	R: 1 E: 0 K: 1 S: 7 H: 2 LOB: 1 BB: 0 P: 7	R: 2 E: 0 K: 0 S: 5 H: 2 LOB: 1 BB: 1 P: 9	R: 0 E: 1 K: 0 S: 3 H: 0 LOB: 0 BB: 0 P: 3	R: 0 E: 0 K: 0 S: 5 H: 2 LOB: 2 BB: 0 P: 5	R: 2 E: 0 K: 0 S: 6 H: 3 LOB: 2 BB: 1 P: 10	R: 0 E: 0 K: 0 S: 3 H: 0 LOB: 0 BB: 0 P: 3	R: 0 E: 0 K: 0 S: 4 H: 1 LOB: 2 BB: 1 P: 8	R: 0 E: 0 K: 0 S: 3 H: 0 LOB: 1 BB: 1 P: 7	R: 1 E: 0 K: 1 S: 8 H: 3 LOB: 2 BB: 0 P: 8	1B: 7 2B: 4 3B: 0 HR: 2 SF: 0 SAC: 0 DP: 1 HBP: 0						

	AB	40
	R	6
	H	13
	RBI	6
	BB	4
	SO	2
	LOB	18

WP: 1 PB: 1 SB: 0 CS: 0 PA: 44

PITCHER		IP	WLS	BF	H	R	ER	SO	BB	IBB	HBP	BLK	WP	HR	S	P	ERA	WHIP
Steve Renko, R ERA: 10.38	(1, 1)	4.1	L	23	9	5	5	1	1	0	0	0	0	2	24	28	10.38	2.308
Chuck Taylor, R ERA: 2.08	(5, 1)	1.2		6	0	0	0	0	0	1	0	0	0	0	5	9	0.00	0.000
Donald DeMola, R ERA: 3.86	(7, 1)	2.2		14	4	1	1	1	2	0	0	0	0	0	14	22	3.38	2.250
John Montague, R ERA:	(9, 1)	0.1		1	0	0	0	0	0	0	0	0	1	0	1	1	0.00	0.000

PITCHER	IP	WLS	BF	H	R	ER	SO	BB	IBB	HBP	BLK	WP	HR	S	P	ERA	WHIP

BOTTOM

Philadelphia Phillies @ Montreal Expos

Jarry Park, Montreal, QB

Fri Apr 18 1975, 4:33 AM EDT

Att. 21,274 - Unknown

livebaseballscorecards.com

Batter	1	2	3	4	5	6	7	8	9	AB	R	H	RBI	BB	SO	LOB
Pepe Mangual, R (1, 8) OBP: 0.444, SLG: 0.375	0-0 1B WP 1B	0-0 CS 1B			0-0 1B 1B		BBBB 4-0 5-3 BB		0-0 P6 ②	4	1	3	0	1	0	1
Tim Foli, R (1, 6) OBP: 0.325, SLG: 0.359	0-0 WP WP SF7 1-3 1B	0-0 ③ CS 1-2	0-0 ① F8		0-0 1-3 1B		0-0 ② 5-3 1-2		BBBB 4-0 1-2 BB	4	1	2	0	1	0	1
Mike Jorgensen, L (1, 3) (6, 7) (7, 3) OBP: 0.282, SLG: 0.333	BBBB 4-0 WP 1-2 3-H 2B BB		0-0 ② 4-3		0-0 ② P4		0-0 ③ P3		0-0 ③ 4-3	4	1	0	0	1	0	5
Gary Carter, R (1, 9) OBP: 0.378, SLG: 0.469	0-0 ① SF7 1-2 2-H		0-0 1B		0-0 ③ F5			0-0 FC6-4 1B		3	0	2	1	0	0	2
Barry Foote, R (1, 2) OBP: 0.114, SLG: 0.118	0-0 ② F7		0-0 ③ F9			0-0 ① 6-3		SSS 0-3 ① K		4	0	0	0	0	1	3
Larry Parrish, R (1, 5) OBP: 0.344, SLG: 0.484	0-0 2-H 2B			0-0 G1-6-3 1B		0-0 1B		0-0 ② FC6-4 1-2f		4	0	3	1	0	0	1
Pete Mackanin, R (1, 4) OBP: 0.357, SLG: 0.571 Tony Scott, S (6, PH) (7, 7) OBP: 0.310, SLG: 0.269	0-0 ③ 1B			0-0 ① F9	SSS 0-3 ② K			0-0 ③ 4-3		2	0	1	0	0	0	1
										2	0	0	0	0	1	2
Bombo Rivera, R (1, 7) Chuck Taylor, R (5, 1) Larry Bittner, L (6, PH) OBP: 0.250, SLG: 0.250 Donald DeMola, R (7, 1) John Montague, R (9, 1) Pat Scanlon, L (9, PH) OBP: 0.333, SLG: 0.333		0-0 ① P2		0-0 ② ③ G1-6-3 1-2f		0-0 ③ L9			0-0 FC6-4 1B	2	0	0	0	0	0	1
										0	0	0	0	0	0	0
										1	0	0	0	0	0	1
										0	0	0	0	0	0	0
										0	0	0	0	0	0	0
										1	0	1	0	0	0	0
Steve Renko, R (1, 1) Jerry White, S (5, 7) Hal Breeden, R (5, PH) (6, 3) Larry Lintz, S (7, 4) OBP: 0.227, SLG: 0.150		0-0 ② 5-3			0-0 ① F8		SSS 0-3 ① K		0-0 ① FC6-4 BB 1-2f	1	0	0	0	0	0	0
										0	0	0	0	0	0	0
										1	0	0	0	0	0	0
										2	0	0	0	0	1	1
Inning Stats	R: 3 E: 0 K: 0 S: 6 H: 4 LOB: 2 BB: 1 P: 10	R: 0 E: 0 K: 0 S: 3 H: 1 LOB: 0 BB: 0 P: 3	R: 0 E: 0 K: 0 S: 4 H: 1 LOB: 1 BB: 0 P: 4	R: 0 E: 0 K: 0 S: 3 H: 1 LOB: 0 BB: 0 P: 3	R: 0 E: 0 K: 0 S: 5 H: 2 LOB: 2 BB: 0 P: 5	R: 0 E: 0 K: 1 S: 6 H: 1 LOB: 1 BB: 0 P: 6	R: 0 E: 0 K: 1 S: 5 H: 0 LOB: 1 BB: 1 P: 9	R: 0 E: 0 K: 1 S: 6 H: 1 LOB: 1 BB: 0 P: 6	R: 0 E: 0 K: 0 S: 4 H: 1 LOB: 2 BB: 1 P: 8	1B: 11 2B: 1 3B: 0 HR: 0	SF: 1 SAC: 0 DP: 1 HBP: 0						

	AB	35
	R	3
	H	12
	RBI	2
	BB	3
	SO	3
	LOB	19

WP: 2 PB: 0 SB: 0 CS: 1 PA: 40

PITCHER		IP	WLS	BF	H	R	ER	SO	BB	IBB	HBP	BLK	WP	HR	S	P	ERA	WHIP
Tom Underwood, L ERA: 1.88	(1, 1)	5.1	W	24	10	3	3	0	1	0	0	0	2	0	23	27	5.06	2.062
Gene Garber, R ERA: 2.16	(6, 1)	3.2	S	15	2	0	0	3	2	0	0	0	0	0	19	27	0.00	1.091

PITCHER	IP	WLS	BF	H	R	ER	SO	BB	IBB	HBP	BLK	WP	HR	S	P	ERA	WHIP

Philadelphia Phillies @ Montreal Expos

Jarry Park, Montreal, QB

Sat Apr 19 1975, 4:33 AM EDT

Att. 8,154 - Unknown

livebaseballscorecards.com

TOP

Batter	1	2	3	4	5	6	7	8	9	AB	R	H	RBI	BB	SO	LOB
Dave Cash, R (1, 4) OBP: 0.417, SLG: 0.465	K	4-3			F9		WP BLK 1B		6-3	5	0	1	0	0	1	0
Larry Bowa, S (1, 6) OBP: 0.333, SLG: 0.366	BB		3-1		1-3		F7 1-3			3	0	0	0	1	0	1
Willie Montanez, L (1, 3) OBP: 0.262, SLG: 0.415	K 1-2		F7		4-3		4-3			4	0	0	0	0	1	2
Greg Luzinski, R (1, 7) OBP: 0.349, SLG: 0.641	K		F9			1-3		6-3		4	0	0	0	0	1	1
Tom Hutton, L (1, 9) OBP: 0.400, SLG: 0.357		HR 1B		FC5 BLK 1B		4-3		FC6-4 1B		4	1	3	0	0	0	0
Mike Anderson, R (8, PR) (8, 9) OBP: 0.154, SLG: 0.346										0	0	0	0	0	0	0
Mike Schmidt, R (1, 5) OBP: 0.310, SLG: 0.474		1-2 HR 1B		K 1-2		2B		FC6-4 FC3-6 1-2f		4	1	2	0	0	1	2
Jay Johnstone, L (1, 8) OBP: 0.583, SLG: 0.750										2	1	1	3	2	0	1
Don Hahn, R (8, 8)		1-H 2-H HR		IBB		IBB		FC3-6 1-2f		0	0	0	0	0	0	0
Bob Boone, R (1, 2) OBP: 0.474, SLG: 0.485		K		F7		F9			5-3	4	0	0	0	0	1	4
Jim Lonborg, R (1, 1)		4-3		FC5 2-3f			F9		K	4	0	0	0	0	1	2

	AB	34
	R	3
	H	7
	RBI	3
	BB	3
	SO	6
	LOB	13

Inning Stats	1	2	3	4	5	6	7	8	9
	R: 0 E: 0 K: 3 S: 9	H: 0 LOB: 1 BB: 1 P: 13	R: 3 E: 0 K: 1 S: 8	H: 3 LOB: 0 BB: 0 P: 8	R: 0 E: 0 K: 0 S: 3	H: 0 LOB: 0 BB: 0 P: 3	R: 0 E: 0 K: 1 S: 6	H: 1 LOB: 2 BB: 1 P: 10	R: 0 E: 0 K: 0 S: 3	H: 0 LOB: 0 BB: 0 P: 3
	R: 0 E: 0 K: 0 S: 4	H: 1 LOB: 2 BB: 1 P: 8	R: 0 E: 0 K: 0 S: 4	H: 1 LOB: 1 BB: 0 P: 4	R: 0 E: 0 K: 0 S: 4	H: 1 LOB: 1 BB: 0 P: 4	R: 0 E: 0 K: 1 S: 5	H: 0 LOB: 0 BB: 0 P: 5		

	1B: 5	SF: 0	WP: 1	PA: 37
	2B: 1	SAC: 0	PB: 0	
	3B: 0	DP: 0	SB: 1	
	HR: 1	HBP: 0	CS: 0	

PITCHER		IP	WLS	BF	H	R	ER	SO	BB	IBB	HBP	BLK	WP	HR	S	P	ERA	WHIP
Dennis Blair, R ERA: 2.77	(1, 1)	5.0	L	21	4	3	3	5	1	1	0	1	0	1	29	37	5.40	1.000
John Montague, R ERA:	(6, 1)	3.0		13	3	0	0	0	0	1	0	1	1	0	12	16	0.00	1.000
Dale Murray, R ERA: 4.26	(9, 1)	1.0		3	0	0	0	1	0	0	0	0	0	0	5	5	0.00	0.000

PITCHER		IP	WLS	BF	H	R	ER	SO	BB	IBB	HBP	BLK	WP	HR	S	P	ERA	WHIP

BOTTOM

Philadelphia Phillies @ Montreal Expos

Jarry Park, Montreal, QB

Sat Apr 19 1975, 4:33 AM EDT

Att. 8,154 - Unknown

livebaseballscorecards.com

Batter	1	2	3	4	5	6	7	8	9	AB	R	H	RBI	BB	SO	LOB
Larry Lintz, S (1, 4) OBP: 0.269, SLG: 0.174	SH3-4 1B	1-3			K			BB		3	0	1	0	1	1	2
Tim Foli, R (1, 6) OBP: 0.302, SLG: 0.333	SH3-4 1-2		1-3		4-3			F9		3	0	0	0	0	0	1
Mike Jorgensen, L (1, 3) OBP: 0.302, SLG: 0.314	BB		FC6-4 HBP			K		4-3		2	0	0	0	1	1	1
Dale Murray, R (9, 1)										0	0	0	0	0	0	0
Gary Carter, R (1, 9) OBP: 0.359, SLG: 0.441	K		FC6-4 1-2f			G3			P5	2	0	0	0	0	1	3
Larry Bittner, L (5, 7) OBP: 0.167, SLG: 0.167										2	0	0	0	0	0	0
Pepe Mangual, R (1, 8) OBP: 0.425, SLG: 0.361	F7		K			6-3			1B 1B	4	0	1	0	0	1	3
Tony Scott, S (1, 7) OBP: 0.333, SLG: 0.276		BB 4-3 E		4-3			K		1-2 1B	3	0	1	0	1	1	0
(5, 9)																
Barry Foote, R (1, 2) OBP: 0.103, SLG: 0.105		E5 1-2 4-3		F8			5-3		F8	4	0	0	0	0	0	3
Larry Parrish, R (1, 5) OBP: 0.306, SLG: 0.429		F7		P3			6-3		F8	4	0	0	0	0	0	4
Dennis Blair, R (1, 1)		4-3 1-2 2-3			3-1			4-3		1	0	0	0	0	0	2
Jerry White, S (5, PH)										1	0	0	0	0	0	0
John Montague, R (6, 1)										0	0	0	0	0	0	0
Pat Scanlon, L (8, PH) OBP: 0.250, SLG: 0.250										1	0	0	0	0	0	0
(9, 3)																

Inning Stats	1	2	3	4	5	6	7	8	9
	R: 0 H: 1 E: 0 LOB: 2 K: 1 BB: 1 S: 6 P: 10	R: 0 H: 0 E: 1 LOB: 2 K: 0 BB: 1 S: 4 P: 8	R: 0 H: 0 E: 0 LOB: 1 K: 1 BB: 0 S: 5 P: 6	R: 0 H: 0 E: 0 LOB: 0 K: 0 BB: 0 S: 3 P: 3	R: 0 H: 0 E: 0 LOB: 0 K: 1 BB: 0 S: 5 P: 5	R: 0 H: 0 E: 0 LOB: 0 K: 1 BB: 0 S: 5 P: 5	R: 0 H: 0 E: 0 LOB: 0 K: 1 BB: 0 S: 5 P: 5	R: 0 H: 0 E: 0 LOB: 1 K: 0 BB: 1 S: 3 P: 7	R: 0 H: 2 E: 0 LOB: 2 K: 0 BB: 0 S: 5 P: 5

	AB	30
	R	0
	H	3
	RBI	0
	BB	3
	SO	5
	LOB	19

1B: 3 SF: 0 PA: 35
2B: 0 SAC: 1
3B: 0 DP: 0
HR: 0 HBP: 1

WP: 0
PB: 0
SB: 0
CS: 0

PITCHER	IP	WLS	BF	H	R	ER	SO	BB	IBB	HBP	BLK	WP	HR	S	P	ERA	WHIP
Jim Lonborg, R (1, 1) ERA: 1.85	9.0	W	35	3	0	0	5	3	0	1	0	0	0	41	54	0.00	0.667

PITCHER	IP	WLS	BF	H	R	ER	SO	BB	IBB	HBP	BLK	WP	HR	S	P	ERA	WHIP

Pittsburgh Pirates @ Montreal Expos

Jarry Park, Montreal, QB

Tue Apr 22 1975, 4:33 AM EDT

Att. 5,239 - Unknown

TOP

livebaseballscorecards.com

Batter	1	2	3	4	5	6	7	8	9	AB	R	H	RBI	BB	SO	LOB
Rennie Stennett, R (1, 4) OBP: 0.283, SLG: 0.268	x 0-0 ① 5-3		B B B 4-0 BB		S S S 0-3 ③ K		x 0-0 ② F3 1-2		S S S 0-3 ② K	4	0	0	0	1	2	3
Richie Hebner, L (1, 5) OBP: 0.391, SLG: 0.512	x 0-0 ② F8		x 0-0 ③ 4-3			H 1-0 BB 1B 1B HBP	x 0-0 ③ G3		x 0-0 ③ L5	4	1	0	0	0	0	3
Al Oliver, L (1, 8) OBP: 0.311, SLG: 0.419	x 0-0 HR			x 0-0 ① F6		x 0-0 BB 1B 1-2 1B		x 0-0 ① 4-3		4	2	2	1	0	0	0
Willie Stargell, L (1, 3) OBP: 0.467, SLG: 0.641	x 0-0 ③ G3			x 0-0 ② F7		B B B B 4-0 G4-6-3 1B 1-2 2-3 BB		x 0-0 ② F9		3	0	0	0	1	0	0
Richie Zisk, R (1, 7) OBP: 0.400, SLG: 0.350		x 0-0 ① F9		B B B B 4-0 BB		x 0-0 G4-6-3 1-2 2-H 3-H 1B		x 0-0 E 1B		3	0	2	2	1	0	0
Dave Parker, L (1, 9) OBP: 0.250, SLG: 0.333		x 0-0 ② F3		S S S 0-3 ③ K		x 0-0 ① ② G4-6-3 1-2f 2-3		B B B B 4-0 1-3 BB		3	0	0	0	1	1	3
Manny Sanguillen, R (1, 2) OBP: 0.333, SLG: 0.395		x 0-0 ③ 4-3		x 0-0 FC1-6 1B		x 0-0 ③ 6-3		S S S 0-3 ③ K		4	0	1	0	0	1	3
Frank Taveras, R (1, 6) OBP: 0.167, SLG: 0.074			B B B B 4-0 G6-4-3 BB		x 0-0 ① FC1-6 SH1-4 1-2f		x 0-0 ① F3		x 0-0 ① F8	1	0	0	0	1	0	1
Bill Robinson, R (7, PH) OBP: 0.286, SLG: 0.429										1	0	0	0	0	0	0
Mario Mendoza, R (7, 6)										0	0	0	0	0	0	0
Bob Robertson, R (9, PH)										1	0	0	0	0	0	0
Dock Ellis, S (1, 1)			x 0-0 ① ② G6-4-3 1-2f		x 0-0 ② SH1-4 1-2		x 0-0 WP 1B		x 0-0 3B	1	0	0	0	0	0	1
Art Howe, R (7, PH) OBP: 0.500, SLG: 0.500										1	0	1	0	0	0	0
Ramon Hernandez, S (7, 1)										0	0	0	0	0	0	0
Duffy Dyer, R (9, PH) OBP: 1.000, SLG: 3.000										1	0	1	0	0	0	0
Larry Demery, R (9, PR)										0	0	0	0	0	0	0
Inning Stats	R: 1 E: 0 K: 0 S: 4 H: 1 LOB: 0 BB: 0 P: 4	R: 0 E: 0 K: 0 S: 3 H: 0 LOB: 0 BB: 0 P: 3	R: 0 E: 0 K: 0 S: 2 H: 0 LOB: 1 BB: 2 P: 10	R: 0 E: 0 K: 1 S: 5 H: 0 LOB: 1 BB: 1 P: 9	R: 0 E: 0 K: 1 S: 6 H: 1 LOB: 1 BB: 0 P: 6	R: 2 E: 0 K: 0 S: 4 H: 2 LOB: 1 BB: 1 P: 9	R: 0 E: 0 K: 0 S: 4 H: 1 LOB: 1 BB: 0 P: 4	R: 0 E: 1 K: 1 S: 6 H: 1 LOB: 2 BB: 1 P: 10	R: 0 E: 0 K: 1 S: 6 H: 1 LOB: 1 BB: 0 P: 6	1B: 5 2B: 0 3B: 1 HR: 1	SF: 0 SAC: 1 DP: 2 HBP: 1						

AB	31
R	3
H	7
RBI	3
BB	5
SO	4
LOB	14

WP: 1 PB: 0 SB: 0 CS: 0 PA: 38

PITCHER		IP	WLS	BF	H	R	ER	SO	BB	IBB	HBP	BLK	WP	HR	S	P	ERA	WHIP
Dave McNally, L ERA: 3.19	(1, 1)	8.1	W	36	7	3	3	3	5	0	1	0	1	1	36	57	3.24	1.440
Dale Murray, R ERA: 3.86	(9, 1)	0.2	S	2	0	0	0	1	0	0	0	0	0	0	4	4	0.00	0.000

PITCHER	IP	WLS	BF	H	R	ER	SO	BB	IBB	HBP	BLK	WP	HR	S	P	ERA	WHIP

Batter	1	2	3	4	5	6	7	8	9	AB	R	H	RBI	BB	SO	LOB
Larry Lintz, S (1, 4) OBP: 0.267, SLG: 0.185	5-3	1B 1-2 2-H 3-H 1B		1-3		4-3				4	0	1	2	0	0	3
Tim Foli, R (1, 6) OBP: 0.340, SLG: 0.356	BB	1-2 2-H 1B			FC4-6 1B		1-3			3	0	2	1	1	0	0
Tony Scott, S (1, 9) OBP: 0.297, SLG: 0.242	F8	K			K		K			4	0	0	0	0	3	4
Mike Jorgensen, L (1, 3) OBP: 0.277, SLG: 0.282	K		F9		FC4-6 CS 1-2f		F8			4	0	0	0	0	1	2
Pepe Mangual, R (1, 8) OBP: 0.386, SLG: 0.325		6-3	L3		CS 1-2	E3 SH2-4 PB		F7		4	1	0	0	0	0	0
Larry Biittner, L (1, 7) OBP: 0.333, SLG: 0.250 Jose Morales, R (8, PH) OBP: 0.500, SLG: 1.000 Bombo Rivera, R (9, 7)	2B 1B 1B	6-3				PB SH2-4 BB		6-3		2 1 0	1 0 0	1 0 0	0 0 0	1 0 0	0 0 0	0 0 0
Larry Parrish, R (1, 5) OBP: 0.359, SLG: 0.500	1-3 1B 2B		6-3 4-3 1B			SH2-4 1-2 2-3		1B		3	1	3	0	0	0	0
Barry Foote, R (1, 2) OBP: 0.140, SLG: 0.100	1B 1B IBB		4-3 1-2			PB IBB		K		2	1	0	0	2	1	2
Dave McNally, R (1, 1) OBP: 0.308, SLG: 0.182 Dale Murray, R (9, 1)	K		6-3 2-3			K 1-2 2-3 3-H				3 0	0 0	0 0	0 0	0 0	2 0	6 0
Inning Stats	R: 0 H: 0 E: 0 LOB: 1 K: 1 BB: 1 S: 5 P: 9	R: 3 H: 4 E: 0 LOB: 2 K: 2 BB: 1 S: 11 P: 15	R: 0 H: 0 E: 0 LOB: 0 K: 0 BB: 0 S: 3 P: 3	R: 0 H: 1 E: 0 LOB: 1 K: 0 BB: 0 S: 4 P: 4	R: 0 H: 1 E: 0 LOB: 0 K: 1 BB: 0 S: 5 P: 5	R: 1 H: 0 E: 1 LOB: 2 K: 1 BB: 2 S: 6 P: 14	R: 0 H: 0 E: 0 LOB: 0 K: 1 BB: 0 S: 5 P: 5	R: 0 H: 1 E: 0 LOB: 1 K: 1 BB: 0 S: 6 P: 6		1B: 6 SF: 0 2B: 1 SAC: 1 3B: 0 DP: 0 HR: 0 HBP: 0						

PITCHER		IP	WLS	BF	H	R	ER	SO	BB	IBB	HBP	BLK	WP	HR	S	P	ERA	WHIP
Dock Ellis, R ERA: 7.43	(1, 1)	6.0	L	28	6	4	3	5	2	2	0	0	0	0	34	50	4.50	1.333
Ramon Hernandez, L ERA:	(7, 1)	2.0		7	1	0	0	2	0	0	0	0	0	0	11	11	0.00	0.500

PITCHER	IP	WLS	BF	H	R	ER	SO	BB	IBB	HBP	BLK	WP	HR	S	P	ERA	WHIP

BOTTOM

Pittsburgh Pirates @ Montreal Expos

Jarry Park, Montreal, QB

Tue Apr 22 1975, 4:33 AM EDT

Att. 5,239 - Unknown

livebaseballscorecards.com

AB	30
R	4
H	7
RBI	3
BB	4
SO	7
LOB	17

Batter	1	2	3	4	5	6	7	8	9	AB	R	H	RBI	BB	SO	LOB
Rennie Stennett, R (1, 4) OBP: 0.300, SLG: 0.273	6-3		BB			1B	G5-4-3 1-2f			3	0	1	0	1	0	3
Bill Robinson, R (1, 9) OBP: 0.182, SLG: 0.273	F9		K			K		F8		4	0	0	0	0	2	2
Al Oliver, L (1, 8) OBP: 0.286, SLG: 0.383	F7			K		F6		4-3		4	0	0	0	0	1	1
Willie Stargell, L (1, 3) OBP: 0.469, SLG: 0.628		F8		FC6-4		1-3 1B		K		4	0	2	0	0	1	0
Richie Zisk, R (1, 7) OBP: 0.388, SLG: 0.341		1B		K		K			6-3	4	0	1	0	0	2	3
Manny Sanguillen, R (1, 2) OBP: 0.326, SLG: 0.381		F8		FC6-4 1-2f			F8		G3	4	0	1	0	0	0	2
Richie Hebner, L (1, 5) OBP: 0.380, SLG: 0.489		F8	K				E 1B		G3 1-2	4	0	1	0	0	1	2
Mario Mendoza, R (1, 6) Art Howe, R (7, PH) OBP: 0.667, SLG: 0.667 Bob Moose, R (7, 1) Duffy Dyer, R (9, PH) OBP: 1.000, SLG: 3.000			F3		K		E5 BB 1-3		FC6-4 HBP	2 1 0 0	0 0 0 0	0 1 0 0	0 0 0 0	1 0 0 0	0 0 0 0	0 0 0 0
Jerry Reuss, L (1, 1) OBP: 0.400, SLG: 0.400 Larry Demery, R (2, 1) Bob Robertson, R (7, PH) Frank Taveras, R (7, PR) OBP: 0.167, SLG: 0.074 (7, 6) Paul Popovich, S (9, PH)			K		F6		G5-4-3 1-2 BB		FC6-4 1-2f	0 2 0 0 1	0 0 0 0 0	0 0 0 0 0	0 0 0 0 0	0 1 0 0 0	0 0 0 0 0	0 0 0 0 2
Inning Stats	R: 0 E: 0 K: 0 S: 3 H: 0 LOB: 0 BB: 0 P: 3	R: 0 E: 0 K: 0 S: 4 H: 1 LOB: 1 BB: 0 P: 4	R: 0 E: 0 K: 2 S: 7 H: 0 LOB: 1 BB: 1 P: 11	R: 0 E: 0 K: 2 S: 8 H: 1 LOB: 1 BB: 0 P: 8	R: 0 E: 0 K: 2 S: 7 H: 0 LOB: 0 BB: 0 P: 7	R: 0 E: 0 K: 2 S: 9 H: 2 LOB: 2 BB: 0 P: 9	R: 0 E: 1 K: 0 S: 4 H: 2 LOB: 3 BB: 1 P: 8	R: 0 E: 0 K: 1 S: 5 H: 0 LOB: 0 BB: 0 P: 5	R: 0 E: 0 K: 0 S: 4 H: 1 LOB: 2 BB: 0 P: 5	1B: 7 2B: 0 3B: 0 HR: 0	SF: 0 SAC: 0 DP: 1 HBP: 1					WP: 0 PB: 0 SB: 0 CS: 0	PA: 36

PITCHER	IP	WLS	BF	H	R	ER	SO	BB	IBB	HBP	BLK	WP	HR	S	P	ERA	WHIP
Woodie Fryman, L (1, 1) ERA: 0.75	9.0	W	36	7	0	0	9	2	0	1	0	0	0	51	60	0.00	1.000

PITCHER	IP	WLS	BF	H	R	ER	SO	BB	IBB	HBP	BLK	WP	HR	S	P	ERA	WHIP

TOP

Pittsburgh Pirates @ Montreal Expos

Jarry Park, Montreal, QB

Wed Apr 23 1975, 4:33 AM EDT

Att. 8,177 - Unknown

livebaseballscorecards.com

AB	33
R	0
H	7
RBI	0
BB	2
SO	9
LOB	15

Pittsburgh Pirates @ Montreal Expos

Jarry Park, Montreal, QB

Wed Apr 23 1975, 4:33 AM EDT

Att. 8,177 - Unknown

BOTTOM

livebaseballscorecards.com

Batter	1	2	3	4	5	6	7	8	9	AB	R	H	RBI	BB	SO	LOB
Pepe Mangual, R (1, 8) OBP: 0.375, SLG: 0.318	SSS 0-3 ① K	x 0-0 1B E 1B 1-2 3-H		SSS 0-3 ② K			x 0-0 ① L6			4	1	1	1	0	2	0
Tim Foli, R (1, 6) OBP: 0.353, SLG: 0.354	BBBB 4-0 S E BB	x 0-0 ② F5		x 0-0 ③ F8			x 0-0 S 1B			3	1	1	0	1	0	2
Mike Jorgensen, L (1, 7) (3, 3) OBP: 0.275, SLG: 0.279	SSS 0-3 ② K 1-2	x 0-0 E8 1B 1-H 2-H			x 0-0 ① 4-3		x 0-0 ② F7			4	0	1	1	0	1	2
Barry Foote, R (1, 2) OBP: 0.149, SLG: 0.093	x 0-0 E4 2-H	BBBB 4-0 BB			x 0-0 ② F9		x 0-0 ③ F9 1-2			3	0	0	0	1	0	1
Larry Parrish, R (1, 5) OBP: 0.326, SLG: 0.452	x 0-0 ③ F5	x 0-0 ③ 4-3			x 0-0 ③ 6-3			SSS 0-3 ① K		4	0	0	0	0	1	3
Pete Mackanin, R (1, 4) OBP: 0.389, SLG: 0.529		x 0-0 1B 4-3 PB 1B 1B	x 0-0 ① 5-3			x 0-0 ① 6-3		BBBB 4-0 S BB		3	1	1	0	1	0	0
Hal Breeden, R (1, 3) Tony Scott, S (3, 9) OBP: 0.275, SLG: 0.222		x 0-0 ① 4-3 1-3	SSS 0-3 ② K			x 0-0 ② 5-3		x 0-0 ② F8 1-2		1 3	0 0	0 0	0 0	0 0	0 1	1 1
Bombo Rivera, R (1, 9) (3, 7) OBP: 0.250, SLG: 0.143		BBBB 4-0 1B 1B BB	SSS 0-3 ③ K			x 0-0 1B		SSS 0-3 ③ K		3	1	1	0	1	2	1
Woodie Fryman, R (1, 1) OBP: 0.222, SLG: 0.333		x 0-0 1B 1B 1-3 3-H 1B		x 0-0 ① 4-3		x 0-0 ③ 1-3				3	1	1	1	0	0	1
Inning Stats	R: 1 E: 1 K: 2 S: 8 H: 0 LOB: 1 BB: 1 P: 12	R: 4 E: 1 K: 0 S: 7 H: 4 LOB: 2 BB: 2 P: 15	R: 0 E: 0 K: 2 S: 7 H: 0 LOB: 0 BB: 0 P: 7	R: 0 E: 0 K: 1 S: 5 H: 0 LOB: 0 BB: 0 P: 5	R: 0 E: 0 K: 0 S: 3 H: 0 LOB: 0 BB: 0 P: 3	R: 0 E: 0 K: 0 S: 4 H: 1 LOB: 1 BB: 0 P: 4	R: 0 E: 0 K: 0 S: 4 H: 1 LOB: 1 BB: 0 P: 4	R: 0 E: 0 K: 2 S: 7 H: 0 LOB: 1 BB: 1 P: 11		1B: 6 2B: 0 3B: 0 HR: 0	SF: 0 SAC: 0 DP: 0 HBP: 0					

	AB	31
	R	5
	H	6
	RBI	3
	BB	4
	SO	7
	LOB	12

WP: 0 PB: 1 SB: 3 CS: 0 PA: 35

PITCHER		IP	WLS	BF	H	R	ER	SO	BB	IBB	HBP	BLK	WP	HR	S	P	ERA	WHIP
Jerry Reuss, L ERA: 4.86	(1, 1)	1.2	L	13	4	5	3	2	3	0	0	0	0	0	14	26	16.20	4.200
Larry Demery, R ERA: 2.79	(2, 1)	4.1		14	1	0	0	3	0	0	0	0	0	0	20	20	0.00	0.231
Bob Moose, R ERA: 4.91	(7, 1)	2.0		8	1	0	0	2	1	0	0	0	0	0	11	15	0.00	1.000

PITCHER	IP	WLS	BF	H	R	ER	SO	BB	IBB	HBP	BLK	WP	HR	S	P	ERA	WHIP

Batter	1	2	3	4	5	6	7	8	9	AB	R	H	RBI	BB	SO	LOB
Wayne Garrett, L (1, 5) OBP: 0.486, SLG: 0.423	S S S 0-3 ① K		x 0-0 ① F9			B B B B 4-0 1-3 SH5-4 WP BB	x 0-0 ③ F9			3	1	0	0	1	1	0
Felix Millan, R (1, 4) OBP: 0.255, SLG: 0.327	B B B B 4-0 BB 1B BB		S S S 0-3 ② K			x 0-0 ① SH5-4 1-2		x 0-0 ① 6-3		2	1	0	0	1	1	0
Del Unser, L (1, 8) OBP: 0.436, SLG: 0.560	B B B B 4-0 1B E 1-2 BB		x 0-0 ③ 6-3			x 0-0 ② 1-3 2-3		x 0-0 ② G3		3	1	0	0	1	0	1
Rusty Staub, L (1, 9) OBP: 0.341, SLG: 0.513	x 0-0 E9 4-3 1-H 2-H 1B			x 0-0 ① 5-3		B B B B 4-0 BB 1B 3-H BB		x 0-0 ③ 4-1		3	2	1	1	1	0	0
John Milner, L (1, 7) OBP: 0.333, SLG: 0.120 Bob Gallagher, L (9, 7)	x 0-0 ② 4-3 3-H			x 0-0 G4-6-3 1B		B B B B 4-0 1B 1-2 BB			x 0-0 ① F2	3 0	0 0	1 0	1 0	1 0	0 0	0 0
Ed Kranepool, L (1, 3) OBP: 0.333, SLG: 0.385	x 0-0 ③ 6-3			x 0-0 ② ③ G4-6-3 1-2f		x 0-0 1-3 2-H 1B			x 0-0 ② P4	4	0	1	1	0	0	1
Jack Heidemann, R (1, 6) OBP: 0.324, SLG: 0.345		S S S 0-3 ① K			x 0-0 ① F7	x 0-0 ③ F7			x 0-0 ③ 6-3	4	0	0	0	0	1	2
John Stearns, R (1, 2) OBP: 0.455, SLG: 0.375		x 0-0 ② F2			x 0-0 ② F9		x 0-0 ① 5-3			3	0	0	0	0	0	0
Jon Matlack, L (1, 1) OBP: 0.222, SLG: 0.125 Rick Baldwin, L (8, 1) OBP: 0.333, SLG: 0.333		x 0-0 ③ 6-3			x 0-0 ③ 6-3		x 0-0 ② 5-3			3 0	0 0	0 0	0 0	0 0	0 0	0 0
Inning Stats	R: 3 E: 1 K: 1 S: 6 H: 1 LOB: 0 BB: 2 P: 14	R: 0 E: 0 K: 1 S: 5 H: 0 LOB: 0 BB: 0 P: 5	R: 0 E: 0 K: 1 S: 5 H: 0 LOB: 0 BB: 0 P: 5	R: 0 E: 0 K: 0 S: 3 H: 1 LOB: 0 BB: 0 P: 3	R: 0 E: 0 K: 0 S: 3 H: 0 LOB: 0 BB: 0 P: 3	R: 2 E: 0 K: 0 S: 4 H: 1 LOB: 2 BB: 3 P: 16	R: 0 E: 0 K: 0 S: 3 H: 0 LOB: 0 BB: 0 P: 3	R: 0 E: 0 K: 0 S: 3 H: 0 LOB: 0 BB: 0 P: 3	R: 0 E: 0 K: 0 S: 3 H: 0 LOB: 0 BB: 0 P: 3	1B: 3 2B: 0 3B: 0 HR: 0	SF: 0 SAC: 1 DP: 1 HBP: 0						

PITCHER	IP	WLS	BF	H	R	ER	SO	BB	IBB	HBP	BLK	WP	HR	S	P	ERA	WHIP
Steve Rogers, R (1, 1) ERA: 4.86	6.0	L	25	3	5	4	3	5	0	0	0	1	0	26	46	6.00	1.333
Steve Renko, R (7, 1) ERA: 8.44	1.0		3	0	0	0	0	0	0	0	0	0	0	3	3	0.00	0.000
Chuck Taylor, R (8, 1) ERA: 1.42	2.0		6	0	0	0	0	0	0	0	0	0	0	6	6	0.00	0.000

PITCHER	IP	WLS	BF	H	R	ER	SO	BB	IBB	HBP	BLK	WP	HR	S	P	ERA	WHIP

TOP

New York Mets @ Montreal Expos

Jarry Park, Montreal, QB

Fri Apr 25 1975, 4:33 AM EDT

Att. 8,291 - Unknown

livebaseballscorecards.com

AB	28
R	5
H	3
RBI	3
BB	5
SO	3
LOB	4

1B: 3	SF: 0	WP: 1	PA: 34
2B: 0	SAC: 1	PB: 0	
3B: 0	DP: 1	SB: 0	
HR: 0	HBP: 0	CS: 0	

New York Mets @ Montreal Expos

Jarry Park, Montreal, QB

Fri Apr 25 1975, 4:33 AM EDT

Att. 8,291 - Unknown

BOTTOM

Batter	1	2	3	4	5	6	7	8	9	AB	R	H	RBI	BB	SO	LOB
Pepe Mangual, R (1, 8) OBP: 0.377, SLG: 0.327	F8		E S 1B			F8		WP 1B 6-3 1B	F8	5	1	2	0	0	0	2
Tim Foli, R (1, 6) OBP: 0.345, SLG: 0.346	1B		K 1-3			5-3 1-2		F7		4	0	1	0	0	1	3
Mike Jorgensen, L (1, 3) OBP: 0.291, SLG: 0.298	F8			F8		2-H 1B		WP 1-2 1B		4	1	2	1	0	0	1
Barry Foote, R (1, 2) OBP: 0.137, SLG: 0.085	P4			L6		F7		6-3 1-2 2-H		4	0	0	1	0	0	3
Larry Parrish, R (1, 5) OBP: 0.319, SLG: 0.435		6-3		1-3			4-3	2-H 1B		4	0	1	1	0	0	0
Pete Mackanin, R (1, 4) OBP: 0.381, SLG: 0.500 Pat Scanlon, L (8, PH) OBP: 0.200, SLG: 0.200 Pepe Frias, R (9, 4)		4-3			6-3		BB 1B	P6		3 1 0	0 0 0	1 0 0	0 0 0	0 0 0	0 0 0	0 1 0
Jerry White, S (1, 7) Jose Morales, R (5, PH) OBP: 0.200, SLG: 0.400 (6, 7)		6-3			K		F7		F8	1 3	0 0	0 0	0 0	0 1	0 1	0 1
Bombo Rivera, R (1, 9) OBP: 0.273, SLG: 0.111 Tony Scott, S (9, PH) OBP: 0.268, SLG: 0.216			F7		6-3		1-2 BB		K	2 1	0 0	0 0	0 0	1 0	0 1	0 0
Steve Rogers, R (1, 1) Hal Breeden, R (6, PH) OBP: 0.500, SLG: 0.333 Steve Renko, R (7, 1) Gary Carter, R (7, PH) OBP: 0.350, SLG: 0.429 Chuck Taylor, R (8, 1) Larry Biittner, L (9, PH) OBP: 0.400, SLG: 0.333			4-3			5-3 1B	F8		1B	1 1 0 1 0 1	0 1 0 0 0 0	0 1 0 0 0 1	0 0 0 0 0 0	0 0 0 0 0 0	0 0 0 0 0 0	0 0 0 2 0 0
Inning Stats	R: 0 E: 0 K: 0 S: 4 H: 1 LOB: 1 BB: 0 P: 4	R: 0 E: 0 K: 0 S: 3 H: 0 LOB: 0 BB: 0 P: 3	R: 0 E: 0 K: 1 S: 6 H: 1 LOB: 1 BB: 0 P: 6	R: 0 E: 0 K: 0 S: 3 H: 0 LOB: 0 BB: 0 P: 3	R: 0 E: 0 K: 1 S: 5 H: 0 LOB: 0 BB: 0 P: 5	R: 1 E: 0 K: 0 S: 5 H: 2 LOB: 1 BB: 0 P: 5	R: 0 E: 0 K: 0 S: 4 H: 1 LOB: 2 BB: 1 P: 8	R: 2 E: 0 K: 0 S: 6 H: 3 LOB: 1 BB: 0 P: 6	R: 0 E: 0 K: 1 S: 6 H: 1 LOB: 1 BB: 0 P: 6	1B: 9 2B: 0 3B: 0 HR: 0	SF: 0 SAC: 0 DP: 0 HBP: 0						

livebaseballscorecards.com

AB	36
R	3
H	9
RBI	3
BB	1
SO	3
LOB	13

WP: 1 PB: 0 SB: 1 CS: 0 PA: 37

PITCHER		IP	WLS	BF	H	R	ER	SO	BB	IBB	HBP	BLK	WP	HR	S	P	ERA	WHIP
Jon Matlack, L ERA: 4.18	(1, 1)	7.2	W	32	8	3	3	2	1	0	0	0	1	0	35	39	3.52	1.174
Rick Baldwin, R ERA: 3.97	(8, 1)	1.1	S	5	1	0	0	1	0	0	0	0	0	0	7	7	0.00	0.750

PITCHER	IP	WLS	BF	H	R	ER	SO	BB	IBB	HBP	BLK	WP	HR	S	P	ERA	WHIP

Batter	1	2	3	4	5	6	7	8	9	AB	R	H	RBI	BB	SO	LOB
Del Unser, L (1, 8) OBP: 0.400, SLG: 0.509	L7			G3		FC4-6 BB 1-2f	FC5-2 1B 1-2 2-3 3-Hf	G6-3 1-2f		5	1	0	0	0	0	6
Felix Millan, R (1, 4) OBP: 0.250, SLG: 0.316	4-3			4-3		F7	1B E 1B 1-2 2-H 3-H		F7	5	1	1	2	0	0	1
Rusty Staub, L (1, 9) OBP: 0.347, SLG: 0.488 Bob Gallagher, L (9, 9)	4-3			K		FC6-4 BB 1-2	E 1B 1B 1-3 2-H		L6	4 0	1 0	1 0	1 0	1 0	1 0	0 0
Joe Torre, R (1, 5) OBP: 0.226, SLG: 0.179 Bob Apodaca, R (7, 1)		F9			2B 1B 1B	FC6-4 1-2f	E4 E 1B 1-2 3-H		6-3	4 1	1 0	1 0	0 0	0 0	0 0	3 0
Dave Kingman, R (1, 7) OBP: 0.291, SLG: 0.500		5-3			K	BB 1B 1B	E8 1-3 2-H 1B			4	1	2	1	0	1	1
John Milner, L (1, 3) OBP: 0.324, SLG: 0.107		F2			K	G3 FC5-2 1B 1-2 BB	F8			3	0	0	0	1	1	3
Jerry Grote, R (1, 2) OBP: 0.295, SLG: 0.366			4-3		2B 1-3 1B	FC5-2 G3 1B 1-2 2-H 1B	1B SH3-4 BB			3	1	2	1	1	0	0
Bud Harrelson, S (1, 6) OBP: 0.333, SLG: 0.316			F7		1B 2-H 3-H	G3 1-2 2-3	SH3-4 1-2			3	0	1	1	0	0	2
Jerry Koosman, R (1, 1) OBP: 0.300, SLG: 0.300 Jesus Alou, R (6, PH) OBP: 0.333, SLG: 0.333 Harry Parker, R (6, 1) Gene Clines, R (7, PH) OBP: 0.250, SLG: 0.077 Wayne Garrett, L (7, 5) OBP: 0.500, SLG: 0.444			4-3			FC4-6 1B	FC5-2 1B BB	G6-3 2-3 1B		1 1 0 0 1	0 0 0 1 0	0 1 0 0 1	0 0 0 0 0	0 0 0 1 0	0 0 0 0 0	0 0 0 0 0
Inning Stats	R: 0 E: 0 K: 0 S: 3 H: 0 LOB: 0 BB: 0 P: 3	R: 0 E: 0 K: 0 S: 3 H: 0 LOB: 0 BB: 0 P: 3	R: 0 E: 0 K: 0 S: 3 H: 0 LOB: 0 BB: 0 P: 3	R: 0 E: 0 K: 1 S: 5 H: 0 LOB: 0 BB: 0 P: 5	R: 1 E: 0 K: 2 S: 9 H: 3 LOB: 2 BB: 0 P: 9	R: 0 E: 0 K: 0 S: 4 H: 1 LOB: 2 BB: 1 P: 8	R: 6 E: 2 K: 0 S: 9 H: 5 LOB: 2 BB: 2 P: 17	R: 0 E: 0 K: 0 S: 3 H: 1 LOB: 1 BB: 1 P: 7	R: 0 E: 0 K: 0 S: 3 H: 0 LOB: 0 BB: 0 P: 3	1B: 9 2B: 1 3B: 0 HR: 0 SF: 0 SAC: 1 DP: 1 HBP: 0						

PITCHER		IP	WLS	BF	H	R	ER	SO	BB	IBB	HBP	BLK	WP	HR	S	P	ERA	WHIP
Dave McNally, L ERA: 3.82	(1, 1)	6.2	L	30	8	7	5	3	3	0	0	0	0	0	33	45	6.75	1.650
Dale Murray, R ERA: 3.52	(7, 1)	0.2		6	2	0	0	0	1	0	0	0	0	0	5	9	0.00	4.500
Woodie Fryman, L ERA: 0.73	(8, 1)	0.2		1	0	0	0	0	0	0	0	0	0	0	1	1	0.00	0.000
Chuck Taylor, R ERA: 1.23	(9, 1)	1.0		3	0	0	0	0	0	0	0	0	0	0	3	3	0.00	0.000

PITCHER	IP	WLS	BF	H	R	ER	SO	BB	IBB	HBP	BLK	WP	HR	S	P	ERA	WHIP

TOP

New York Mets @ Montreal Expos

Jarry Park, Montreal, QB

Sun Apr 27 1975, 3:33 AM EDT

Att. 8,253 - Unknown

livebaseballscorecards.com

AB	35
R	7
H	10
RBI	6
BB	4
SO	3
LOB	16

WP: 0 PA: 40
PB: 0
SB: 0
CS: 0

New York Mets @ Montreal Expos

Jarry Park, Montreal, QB

Sun Apr 27 1975, 3:33 AM EDT

Att. 8,253 - Unknown

livebaseballscorecards.com

BOTTOM

Batter	1	2	3	4	5	6	7	8	9	AB	R	H	RBI	BB	SO	LOB
Pepe Mangual, R (1, 8) OBP: 0.362, SLG: 0.302	1-3	K		F7		S 2-3 BB		FC6-4 1-2f		4	0	0	0	1	1	2
Tim Foli, R (1, 6) OBP: 0.383, SLG: 0.364	3B 1B	FC6-4 1-2 1B			2B BB	 1-2 BB		1-3		3	2	2	0	2	0	1
Gary Carter, R (1, 9) OBP: 0.356, SLG: 0.500	3B 1-H 3B	FC6-4 1-2f			G3 1B 1-H 2B	K			6-3	5	2	2	2	0	1	5
Bob Bailey, R (1, 7) Tony Scott, S (6, 7) OBP: 0.256, SLG: 0.205	3B BB		5-3		G3 2-3	F7			2-3	2 2	1 0	0 0	0 0	1 0	0 0	1 3
Larry Parrish, R (1, 5) OBP: 0.346, SLG: 0.490	WP 1-H 3-H 3B		S 1B		2B 3-H 1B		4-3		1-3	5	1	3	3	0	0	0
Pete Mackanin, R (1, 4) OBP: 0.320, SLG: 0.417	K 3-H		F9 1-2		K		4-3			4	0	0	0	0	2	2
Mike Jorgensen, L (1, 3) OBP: 0.288, SLG: 0.314	4-3		L4		 1-H 2B		F7			4	0	1	0	0	0	1
Barry Foote, R (1, 2) OBP: 0.164, SLG: 0.118		1B 1B		L3		WP SH2-3 1B		K		4	0	2	0	0	1	0
Dave McNally, R (1, 1) OBP: 0.267, SLG: 0.154 Dale Murray, R (7, 1) Woodie Fryman, R (8, 1) OBP: 0.222, SLG: 0.333 Pat Scanlon, L (8, PH) OBP: 0.333, SLG: 0.200 Jerry White, S (8, PR) Chuck Taylor, R (9, 1)		K		K		SH2-3 1-2		FC6-4 BB		2 0 0 0 0 0 0	0 0 0 0 0 0 0	0 0 0 0 1 0 0	0 0 0 0 0 0 0	2 0 0 0 0 0 0	1 0 0 0 0 0 0	1 0 0 0 0 0 0
Inning Stats	R: 4 E: 0 K: 1 S: 8 H: 3 LOB: 0 BB: 1 P: 12	R: 0 E: 0 K: 2 S: 9 H: 2 LOB: 2 BB: 0 P: 9	R: 0 E: 0 K: 0 S: 4 H: 1 LOB: 1 BB: 0 P: 4	R: 0 E: 0 K: 1 S: 5 H: 0 LOB: 0 BB: 0 P: 5	R: 2 E: 0 K: 1 S: 7 H: 3 LOB: 2 BB: 1 P: 11	R: 0 E: 0 K: 1 S: 6 H: 1 LOB: 3 BB: 2 P: 14	R: 0 E: 0 K: 0 S: 3 H: 0 LOB: 0 BB: 0 P: 3	R: 0 E: 0 K: 1 S: 5 H: 0 LOB: 1 BB: 1 P: 9	R: 0 E: 0 K: 0 S: 3 H: 0 LOB: 0 BB: 0 P: 3	1B: 6 2B: 2 3B: 2 HR: 0	SF: 0 SAC: 1 DP: 0 HBP: 0			WP: 2 PB: 0 SB: 2 CS: 0	PA: 41		

	AB	35
	R	6
	H	10
	RBI	5
	BB	5
	SO	7
	LOB	16

PITCHER		IP	WLS	BF	H	R	ER	SO	BB	IBB	HBP	BLK	WP	HR	S	P	ERA	WHIP
Jerry Koosman, L ERA: 6.94	(1, 1)	5.0		25	9	6	6	5	2	0	0	0	1	0	33	41	10.80	2.200
Harry Parker, R ERA: 4.5	(6, 1)	1.0	W	6	1	0	0	1	2	0	0	0	1	0	6	14	0.00	3.000
Bob Apodaca, R ERA:	(7, 1)	3.0	S	10	0	0	0	1	1	0	0	0	0	0	11	15	0.00	0.333

PITCHER	IP	WLS	BF	H	R	ER	SO	BB	IBB	HBP	BLK	WP	HR	S	P	ERA	WHIP

Batter	1	2	3	4	5	6	7	8	9	AB	R	H	RBI	BB	SO	LOB
Pepe Mangual, R (1, 8) OBP: 0.339, SLG: 0.281	K		P5			K		F7		4	0	0	0	0	2	2
Tim Foli, R (1, 6) OBP: 0.359, SLG: 0.339	6-3			6-3		K			P4	4	0	0	0	0	1	0
Mike Jorgensen, L (1, 3) OBP: 0.286, SLG: 0.296	FC6-4, BB			3-1			F8		4-3	3	0	0	0	1	0	0
Bob Bailey, R (1, 7) OBP: 0.286, SLG: 0.167	FC6-4 1-2f			1B			F9		4-3	4	0	1	0	0	0	1
Gary Carter, R (1, 9) OBP: 0.333, SLG: 0.465		K		F8			F2			3	0	0	0	0	1	1
Larry Parrish, R (1, 5) OBP: 0.364, SLG: 0.500		F7			G6-4-3, 1B			G6-4-3, E, 1B		3	0	2	0	0	0	0
Barry Foote, R (1, 2) OBP: 0.155, SLG: 0.111		L4			G6-4-3 1-2f			E6, G6-4-3 1-2		3	0	0	0	0	0	2
Pete Mackanin, R (1, 4) OBP: 0.286, SLG: 0.370			K		5-3			G6-4-3 1-2f 2-3		3	0	0	0	0	1	2
Dennis Blair, R (1, 1)			K			1-3		BB		1	0	0	0	0	1	0
Larry Biittner, L (6, PH) OBP: 0.364, SLG: 0.300										1	0	0	0	0	0	0
Steve Renko, R (6, 1)										0	0	0	0	0	0	0
Pat Scanlon, L (8, PH) OBP: 0.429, SLG: 0.200										0	0	0	0	1	0	0
John Montague, R (8, PR)										0	0	0	0	0	0	0
Donald DeMola, R (8, 1)										0	0	0	0	0	0	0
Inning Stats	R: 0 E: 0 K: 1 S: 5 H: 0 LOB: 1 BB: 1 P: 9	R: 0 E: 0 K: 1 S: 5 H: 0 LOB: 0 BB: 0 P: 5	R: 0 E: 0 K: 2 S: 7 H: 0 LOB: 0 BB: 0 P: 7	R: 0 E: 0 K: 0 S: 4 H: 1 LOB: 1 BB: 0 P: 4	R: 0 E: 0 K: 0 S: 3 H: 1 LOB: 0 BB: 0 P: 3	R: 0 E: 0 K: 2 S: 7 H: 0 LOB: 0 BB: 0 P: 7	R: 0 E: 0 K: 0 S: 3 H: 0 LOB: 0 BB: 0 P: 3	R: 0 E: 1 K: 0 S: 4 H: 1 LOB: 2 BB: 1 P: 8	R: 0 E: 0 K: 0 S: 3 H: 0 LOB: 0 BB: 0 P: 3	1B: 3 2B: 0 3B: 0 HR: 0	SF: 0 SAC: 0 DP: 2 HBP: 0			WP: 0 PB: 0 SB: 0 CS: 0		PA: 31	

PITCHER	IP	WLS	BF	H	R	ER	SO	BB	IBB	HBP	BLK	WP	HR	S	P	ERA	WHIP
Jim Lonborg, R (1, 1) ERA: 1.91	9.0	W	31	3	0	0	6	2	0	0	0	0	0	41	49	0.00	0.556

PITCHER	IP	WLS	BF	H	R	ER	SO	BB	IBB	HBP	BLK	WP	HR	S	P	ERA	WHIP

TOP

Montreal Expos @ Philadelphia Phillies

Veterans Stadium, Philadelphia, PA

Tue Apr 29 1975, 7:05 PM EDT

Att. 5,477 - Unknown

livebaseballscorecards.com

AB	29
R	0
H	3
RBI	0
BB	2
SO	6
LOB	8

Montreal Expos @ Philadelphia Phillies

Veterans Stadium, Philadelphia, PA

Tue Apr 29 1975, 7:05 PM EDT

Att. 5,477 - Unknown

BOTTOM

livebaseballscorecards.com

Batter	1	2	3	4	5	6	7	8	9	AB	R	H	RBI	BB	SO	LOB
Dave Cash, R (1, 4) OBP: 0.338, SLG: 0.356	F9	F8		G5-4-3 1-2f		F6				4	0	0	0	0	0	4
Larry Bowa, S (1, 6) OBP: 0.329, SLG: 0.380	4-3		S E 2B		F8		2-3-2 2B			4	1	2	0	0	0	0
Mike Schmidt, R (1, 5) OBP: 0.254, SLG: 0.313	WP 1B BB		K 2-H		HR BB		K			2	2	0	0	2	2	1
Greg Luzinski, R (1, 7) OBP: 0.361, SLG: 0.582	1B 1-H 1B		F9		1-H HR		2-3-2 2-Hf			4	1	2	3	0	0	1
Willie Montanez, L (1, 3) OBP: 0.324, SLG: 0.493	1-2 1B		K		G3			P6		4	0	1	0	0	1	0
Jay Johnstone, L (1, 9) OBP: 0.450, SLG: 0.688	L4			G3	HR			F5		4	1	1	1	0	0	2
Don Hahn, R (9, 8)										0	0	0	0	0	0	0
Bob Boone, R (1, 2) OBP: 0.453, SLG: 0.456		G5-4-3 1B		BB S 1B	F9			L3		4	0	2	0	0	0	0
Mike Anderson, R (1, 8) OBP: 0.260, SLG: 0.340 (9, 9)		G5-4-3 1-2f		BB 1-2 BB		5-3				2	0	0	0	1	0	1
Jim Lonborg, R (1, 1)		BB		G5-4-3 1-2 2-3 BB		K				1	0	0	0	2	1	0
Inning Stats	R: 1 E: 0 K: 0 S: 5 H: 2 LOB: 2 BB: 1 P: 9	R: 0 E: 0 K: 0 S: 3 H: 1 LOB: 1 BB: 1 P: 7	R: 1 E: 0 K: 2 S: 8 H: 1 LOB: 0 BB: 0 P: 8	R: 0 E: 0 K: 0 S: 3 H: 1 LOB: 2 BB: 2 P: 11	R: 3 E: 0 K: 0 S: 5 H: 2 LOB: 0 BB: 1 P: 9	R: 0 E: 0 K: 1 S: 5 H: 0 LOB: 0 BB: 0 P: 5	R: 0 E: 0 K: 1 S: 5 H: 1 LOB: 0 BB: 0 P: 5	R: 0 E: 0 K: 0 S: 3 H: 0 LOB: 0 BB: 0 P: 3		1B: 4 2B: 3 3B: 0 HR: 2 SF: 0 SAC: 0 DP: 3 HBP: 0				WP: 1 PB: 0 SB: 2 CS: 0 PA: 34	

	AB	29
	R	5
	H	8
	RBI	4
	BB	5
	SO	4
	LOB	9

PITCHER		IP	WLS	BF	H	R	ER	SO	BB	IBB	HBP	BLK	WP	HR	S	P	ERA	WHIP
Dennis Blair, R ERA: 4.0	(1, 1)	5.0	L	25	7	5	4	2	5	0	0	0	1	2	24	44	7.20	2.400
Steve Renko, R ERA: 6.14	(6, 1)	2.0		6	1	0	0	2	0	0	0	0	0	0	10	10	0.00	0.500
Donald DeMola, R ERA: 3.18	(8, 1)	1.0		3	0	0	0	0	0	0	0	0	0	0	3	3	0.00	0.000

PITCHER	IP	WLS	BF	H	R	ER	SO	BB	IBB	HBP	BLK	WP	HR	S	P	ERA	WHIP

Batter	1	2	3	4	5	6	7	8	9	AB	R	H	RBI	BB	SO	LOB
Pepe Mangual, R (1, 8) OBP: 0.338, SLG: 0.271	BBBB 4-0 G5-4-3 BB		SSS 0-3 ③ K			x 0-0 ① SH5-4 1-2		x 0-0 ① F8		2	0	0	0	1	1	1
Tim Foli, R (1, 6) OBP: 0.358, SLG: 0.355	x 0-0 ①② G5-4-3 1-2f			x 0-0 CS 2B		x 0-0 E9 2-3		x 0-0 ② FC6-4 1-2f		3	0	1	0	0	0	2
Pepe Frias, R (6, 6)										1	0	0	0	0	0	1
Gary Carter, R (1, 9) OBP: 0.308, SLG: 0.426	x 0-0 ③ F7			x 0-0 ①② F8 2-3		x 0-0 ② F8		x 0-0 ③ G3		4	0	0	0	0	0	4
Bob Bailey, R (1, 7) OBP: 0.273, SLG: 0.111		BBBB 4-0 E S BB		x 0-0 ③ 5-3		SSS 0-3 ③ K			SSS 0-3 ① K	3	0	0	0	1	2	2
Larry Parrish, R (1, 5) OBP: 0.356, SLG: 0.500		x 0-0 ① L9 1-3			x 0-0 ① F8		x 0-0 ① F8		x 0-0 6-3 2B	4	0	1	0	0	0	1
Pete Mackanin, R (1, 4) OBP: 0.281, SLG: 0.355		SSS 0-3 ② K			x 0-0 1B		x 0-0 ② P3		x 0-0 ② 6-3 2-3	4	0	1	0	0	1	2
Mike Jorgensen, L (1, 3) OBP: 0.284, SLG: 0.281		x 0-0 ③ F8			SSS 0-3 ② K		x 0-0 ③ 6-3		BBBB 4-0 BB	3	0	0	0	1	1	2
Barry Foote, R (1, 2) OBP: 0.161, SLG: 0.172			SSS 0-3 ① K		x 0-0 ③ F8			x 0-0 HR	x 0-0 ③ F8	4	1	1	1	0	1	3
Steve Rogers, R (1, 1) OBP: 0.167, SLG: 0.167			SSS 0-3 ② K			x 0-0 E SH5-4 1B		x 0-0 FC6-4 1B		2	0	1	0	0	1	0
Jose Morales, R (8, PH) OBP: 0.333, SLG: 0.500										1	0	1	0	0	0	0
Jerry White, S (8, PR)										0	0	0	0	0	0	0
Dale Murray, R (8, 1)										0	0	0	0	0	0	0
Inning Stats	R: 0 E: 0 K: 0 S: 2 H: 0 LOB: 0 BB: 1 P: 6	R: 0 E: 0 K: 1 S: 5 H: 0 LOB: 1 BB: 1 P: 9	R: 0 E: 0 K: 3 S: 9 H: 0 LOB: 0 BB: 0 P: 9	R: 0 E: 0 K: 0 S: 3 H: 1 LOB: 0 BB: 0 P: 3	R: 0 E: 0 K: 1 S: 6 H: 1 LOB: 1 BB: 0 P: 6	R: 0 E: 1 K: 1 S: 7 H: 1 LOB: 2 BB: 0 P: 7	R: 0 E: 0 K: 0 S: 3 H: 0 LOB: 0 BB: 0 P: 3	R: 1 E: 0 K: 0 S: 5 H: 2 LOB: 1 BB: 0 P: 5	R: 0 E: 0 K: 1 S: 6 H: 1 LOB: 2 BB: 1 P: 10	1B: 3 2B: 2 3B: 0 HR: 1 SF: 0 SAC: 1 DP: 1 HBP: 0						

TOP

Montreal Expos @ Philadelphia Phillies

Veterans Stadium, Philadelphia, PA

Wed Apr 30 1975, 7:05 PM EDT

Att. 8,750 - Unknown

livebaseballscorecards.com

AB	31
R	1
H	6
RBI	1
BB	3
SO	7
LOB	18

WP: 0 PB: 0 SB: 1 CS: 1 PA: 35

PITCHER	IP	W	L	S	BF	H	R	ER	SO	BB	IBB	HBP	BLK	WP	HR	P	ERA	WHIP
Steve Carlton, L (1, 1) ERA: 4.22	9.0	W			35	6	1	1	7	3	0	0	0	0	1	58	1.00	1.000

PITCHER	IP	W	L	S	BF	H	R	ER	SO	BB	IBB	HBP	BLK	WP	HR	P	ERA	WHIP

Batter	1	2	3	4	5	6	7	8	9	AB	R	H	RBI	BB	SO	LOB
Dave Cash, R (1, 4) OBP: 0.369, SLG: 0.390	4-3 1B		4-3 1B		FC3-6 1B		2-H 1B			4	1	4	1	0	0	0
Larry Bowa, S (1, 6) OBP: 0.313, SLG: 0.360	4-3 1-2		4-3 1-2		FC3-6 1-2f		L4			4	0	0	0	0	0	4
Mike Schmidt, R (1, 5) OBP: 0.253, SLG: 0.299	1B 1B HBP		F8		F8			K		3	0	0	0	0	1	2
Greg Luzinski, R (1, 7) OBP: 0.355, SLG: 0.563	1-H 2-H 1B			F7		F7		1-3		4	0	1	1	0	0	0
Willie Montanez, L (1, 3) OBP: 0.307, SLG: 0.465	6-3			F9		4-3		4-3		4	0	0	0	0	0	1
Jay Johnstone, L (1, 9) OBP: 0.435, SLG: 0.684		L9		2B		4-3				3	0	1	0	0	0	0
Bob Boone, R (1, 2) OBP: 0.448, SLG: 0.441		1-3		IBB			5-3			2	0	0	0	1	0	0
Mike Anderson, R (1, 8) OBP: 0.264, SLG: 0.340		5-3		K			SH2-4 1B			3	1	1	0	0	1	2
Steve Carlton, L (1, 1)			K		K		SH2-4 1-2			2	0	0	0	0	2	0
Inning Stats	R: 1 H: 2 E: 0 LOB: 1 K: 0 BB: 0 S: 4 P: 5	R: 0 H: 0 E: 0 LOB: 0 K: 0 BB: 0 S: 3 P: 3	R: 0 H: 1 E: 0 LOB: 1 K: 1 BB: 0 S: 6 P: 6	R: 0 H: 1 E: 0 LOB: 2 K: 1 BB: 1 S: 6 P: 10	R: 0 H: 1 E: 0 LOB: 1 K: 1 BB: 0 S: 6 P: 6	R: 0 H: 0 E: 0 LOB: 0 K: 0 BB: 0 S: 3 P: 3	R: 1 H: 2 E: 0 LOB: 1 K: 0 BB: 0 S: 5 P: 5	R: 0 H: 0 E: 0 LOB: 0 K: 1 BB: 0 S: 5 P: 5		1B: 6 SF: 0 2B: 1 SAC: 1 3B: 0 DP: 0 HR: 0 HBP: 1						

PITCHER		IP	WLS	BF	H	R	ER	SO	BB	IBB	HBP	BLK	WP	HR	S	P	ERA	WHIP
Steve Rogers, R ERA: 4.18	(1, 1)	7.0	L	29	7	2	2	3	0	1	1	0	0	0	33	38	2.57	1.000
Dale Murray, R ERA: 3.12	(8, 1)	1.0		3	0	0	0	1	0	0	0	0	0	0	5	5	0.00	0.000

PITCHER	IP	WLS	BF	H	R	ER	SO	BB	IBB	HBP	BLK	WP	HR	S	P	ERA	WHIP

BOTTOM

Montreal Expos @ Philadelphia Phillies

Veterans Stadium, Philadelphia, PA

Wed Apr 30 1975, 7:05 PM EDT

Att. 8,750 - Unknown

livebaseballscorecards.com

AB	29
R	2
H	7
RBI	2
BB	1
SO	4
LOB	9

WP: 0 PA: 32
PB: 0
SB: 0
CS: 0

Batter	1	2	3	4	5	6	7	8	9	AB	R	H	RBI	BB	SO	LOB
Pepe Mangual, R (1, 8) OBP: 0.348, SLG: 0.274	CS 5-3 1B		G5-4-3 1-2f		K			BB		3	0	1	0	1	1	3
Tim Foli, R (1, 6) OBP: 0.352, SLG: 0.348	5-3 1-2			FC6-4 1B		5-3		P4		4	0	1	0	0	0	2
Gary Carter, R (1, 9) OBP: 0.304, SLG: 0.400	CS BB			FC6-4 G5-3 S 1-2f		P3			6-3	3	0	0	0	1	0	1
Bob Bailey, R (1, 7) OBP: 0.267, SLG: 0.083	K 1-2 2-3			BB 1-2		F8			P4	3	0	0	0	1	1	2
Larry Parrish, R (1, 5) OBP: 0.349, SLG: 0.484		F7		G5-3 2-3f			G6-4-3 1B		6-3	4	0	1	0	0	0	2
Barry Foote, R (1, 2) OBP: 0.154, SLG: 0.164		K			5-3		G6-4-3 1-2f			3	0	0	0	0	1	1
Mike Jorgensen, L (1, 3) OBP: 0.271, SLG: 0.267		K			P7		P5			3	0	0	0	0	1	0
Pete Mackanin, R (1, 4) OBP: 0.314, SLG: 0.394			CS 2B		BB			F8		2	0	1	0	1	0	0
Dave McNally, R (1, 1) OBP: 0.353, SLG: 0.154			G5-4-3 2-3		1-2 BB			K		0	0	0	0	2	0	0
Jose Morales, R (8, PH) OBP: 0.286, SLG: 0.429			BB		BB					1	0	0	0	0	1	0
Dale Murray, R (8, 1)										0	0	0	0	0	0	0
Inning Stats	R: 0 E: 0 K: 1 S: 5 H: 1 LOB: 1 BB: 1 P: 9	R: 0 E: 0 K: 2 S: 7 H: 0 LOB: 0 BB: 0 P: 7	R: 0 E: 0 K: 0 S: 2 H: 1 LOB: 0 BB: 1 P: 6	R: 0 E: 0 K: 0 S: 3 H: 1 LOB: 1 BB: 1 P: 7	R: 0 E: 0 K: 1 S: 5 H: 0 LOB: 2 BB: 2 P: 13	R: 0 E: 0 K: 0 S: 3 H: 0 LOB: 0 BB: 0 P: 3	R: 0 E: 0 K: 0 S: 3 H: 1 LOB: 0 BB: 0 P: 3	R: 0 E: 0 K: 1 S: 5 H: 0 LOB: 1 BB: 1 P: 9	R: 0 E: 0 K: 0 S: 3 H: 0 LOB: 0 BB: 0 P: 3	1B: 3 2B: 1 3B: 0 HR: 0 SF: 0 SAC: 0 DP: 3 HBP: 0						

PITCHER	IP	WLS	BF	H	R	ER	SO	BB	IBB	HBP	BLK	WP	HR	S	P	ERA	WHIP
Jerry Koosman, L (1, 1) ERA: 5.01	9.0	W	32	4	0	0	5	6	0	0	0	0	0	36	60	0.00	1.111

PITCHER	IP	WLS	BF	H	R	ER	SO	BB	IBB	HBP	BLK	WP	HR	S	P	ERA	WHIP

TOP

Montreal Expos @ New York Mets

Shea Stadium, Flushing, NY

Fri May 02 1975, 7:05 PM EDT

Att. 13,088 - Unknown

livebaseballscorecards.com

AB	26
R	0
H	4
RBI	0
BB	6
SO	5
LOB	11

PA:	32
WP:	0
PB:	0
SB:	1
CS:	3

Batter	1	2	3	4	5	6	7	8	9	AB	R	H	RBI	BB	SO	LOB
Del Unser, L (1, 8) OBP: 0.385, SLG: 0.465	F7	P5		P7		E 1B		SH1-3 1-2 2-3		4	0	1	0	0	0	4
Felix Millan, R (1, 4) OBP: 0.266, SLG: 0.351	3B		2-3		F8	1-2 IBB		SF9 3-H		3	0	1	1	1	0	0
Rusty Staub, L (1, 9) OBP: 0.373, SLG: 0.466	K		G3		2B	F9		F7		5	1	1	0	0	1	4
Joe Torre, R (1, 5) OBP: 0.255, SLG: 0.214	BB		P3		HBP		K			2	0	0	0	1	1	0
Wayne Garrett, L (9, 5) OBP: 0.450, SLG: 0.387	FC5-4				2B					0	0	0	0	0	0	0
Dave Kingman, R (1, 7) OBP: 0.261, SLG: 0.439	FC5-4 1-2f			E5 SH3-4 1B	P6		K			4	0	0	0	0	1	4
John Milner, L (1, 3) OBP: 0.358, SLG: 0.364		4-3		SH3-4 1-2 1B	1-3 2-H 2B		FC5-4 1B			4	0	3	1	0	0	0
Jack Heidemann, R (1, 6) OBP: 0.324, SLG: 0.406		1B 3B		SH3-4 1-2 2-3	F7		FC5-4 1-2f			3	1	1	0	0	0	3
Bud Harrelson, S (8, 6) OBP: 0.303, SLG: 0.290										0	0	0	0	0	0	0
Jerry Grote, R (1, 2) OBP: 0.286, SLG: 0.327		K		IBB		4-3		SH1-3 SH SF9 1B		3	1	1	0	1	1	1
Jerry Koosman, R (1, 1) OBP: 0.308, SLG: 0.308		3-H 1B		K		5-3		1-2 SH1-3		3	0	1	1	0	1	3
Inning Stats	R: 0 E: 0 K: 1 S: 6 H: 1 LOB: 2 BB: 1 P: 10	R: 1 E: 0 K: 1 S: 7 H: 2 LOB: 1 BB: 0 P: 7	R: 0 E: 0 K: 0 S: 3 H: 0 LOB: 0 BB: 0 P: 3	R: 0 E: 1 K: 1 S: 7 H: 1 LOB: 3 BB: 1 P: 11	R: 1 E: 0 K: 0 S: 5 H: 2 LOB: 2 BB: 0 P: 6	R: 0 E: 1 K: 0 S: 4 H: 1 LOB: 2 BB: 1 P: 8	R: 0 E: 0 K: 2 S: 8 H: 1 LOB: 1 BB: 0 P: 8	R: 1 E: 0 K: 0 S: 5 H: 1 LOB: 1 BB: 0 P: 5		1B: 5 2B: 2 3B: 2 HR: 0 SF: 1 SAC: 3 DP: 0 HBP: 1				WP: 0 PB: 0 SB: 0 CS: 0	PA: 39	

PITCHER	IP	WLS	BF	H	R	ER	SO	BB	IBB	HBP	BLK	WP	HR	S	P	ERA	WHIP
Dave McNally, L (1, 1) ERA: 3.63	7.0	L	34	8	2	2	5	1	2	1	0	0	0	40	53	2.57	1.286
Dale Murray, R (8, 1) ERA: 3.72	1.0		5	1	1	1	0	0	0	0	0	0	0	5	5	9.00	1.000

PITCHER	IP	WLS	BF	H	R	ER	SO	BB	IBB	HBP	BLK	WP	HR	S	P	ERA	WHIP

BOTTOM

Montreal Expos @ New York Mets

Shea Stadium, Flushing, NY

Fri May 02 1975, 7:05 PM EDT

Att. 13,088 - Unknown

livebaseballscorecards.com

AB	31
R	3
H	9
RBI	3
BB	3
SO	5
LOB	19

Montreal Expos @ New York Mets

Shea Stadium, Flushing, NY

Sat May 03 1975, 3:33 AM EDT

Att. 38,803 - Unknown

TOP

livebaseballscorecards.com

Batter	1	2	3	4	5	6	7	8	9	AB	R	H	RBI	BB	SO	LOB
Pepe Mangual, R (1, 8) OBP: 0.351, SLG: 0.273	K		P6		6-3		S BB		BB 1-2 1B	4	0	1	0	1	1	0
Tim Foli, R (1, 6) OBP: 0.355, SLG: 0.333	1-3		G4-6-3 BB			6-3	K 1-2		BB 1-2 2-3	3	0	0	0	2	1	1
Tony Scott, S (1, 7) OBP: 0.271, SLG: 0.227	S 1B 1B		G4-6-3 1-2f			4-3 BLK 2B 1B		F2	6-3	5	2	2	0	0	0	4
Mike Jorgensen, L (1, 3) OBP: 0.270, SLG: 0.266	1-H 1B			G3		4-3 1-3		F9		4	0	1	1	0	0	1
Larry Parrish, R (1, 5) OBP: 0.343, SLG: 0.485	L8			E6		3-H 2B		6-3		4	0	1	1	0	0	1
Gary Carter, R (1, 9) OBP: 0.317, SLG: 0.396		F7		F8		FC6-4 BB			WP SH1-3 1B 1B	3	1	1	0	1	0	1
Barry Foote, R (1, 2) OBP: 0.147, SLG: 0.156		F6		K		FC6-4 1-2f			SH1-3 1-2	3	0	0	0	0	1	3
Pete Mackanin, R (1, 4) OBP: 0.359, SLG: 0.444		FC6-4 BB			5-3		F2-6 2B		BB 1B 2-H 1B	3	0	2	1	1	0	0
Woodie Fryman, R (1, 1) OBP: 0.154, SLG: 0.231		FC6-4 1-2f			K		F2-6 2-3		K	4	0	0	0	0	2	3
Inning Stats	R: 1 E: 0 K: 1 S: 7 H: 2 LOB: 1 BB: 0 P: 7	R: 0 E: 0 K: 0 S: 3 H: 0 LOB: 1 BB: 1 P: 7	R: 0 E: 0 K: 0 S: 2 H: 0 LOB: 1 BB: 1 P: 6	R: 0 E: 1 K: 1 S: 6 H: 0 LOB: 1 BB: 0 P: 6	R: 0 E: 0 K: 1 S: 5 H: 0 LOB: 0 BB: 0 P: 5	R: 1 E: 0 K: 0 S: 5 H: 2 LOB: 2 BB: 1 P: 9	R: 0 E: 0 K: 1 S: 5 H: 1 LOB: 1 BB: 1 P: 9	R: 0 E: 0 K: 0 S: 3 H: 0 LOB: 0 BB: 0 P: 3	R: 1 E: 0 K: 1 S: 8 H: 3 LOB: 3 BB: 1 P: 12	1B: 6 2B: 3 3B: 0 HR: 0 SF: 0 SAC: 1 DP: 2 HBP: 0							

	AB	33
	R	3
	H	8
	RBI	3
	BB	5
	SO	5
	LOB	14

WP: 1 PB: 0 SB: 2 CS: 0 PA: 39

PITCHER		IP	WLS	BF	H	R	ER	SO	BB	IBB	HBP	BLK	WP	HR	S	P	ERA	WHIP
Hank Webb, R ERA: 2.57	(1, 1)	7.0	L	29	5	2	2	4	4	0	0	1	0	0	33	49	2.57	1.286
Tom Hall, L ERA: 1.13	(8, 1)	1.0		3	0	0	0	0	0	0	0	0	0	0	3	3	0.00	0.000
Rick Baldwin, R ERA: 4.05	(9, 1)	1.0		7	3	1	1	1	1	0	0	0	1	0	8	12	9.00	4.000

PITCHER	IP	WLS	BF	H	R	ER	SO	BB	IBB	HBP	BLK	WP	HR	S	P	ERA	WHIP

Montreal Expos @ New York Mets

Shea Stadium, Flushing, NY

Sat May 03 1975, 3:33 AM EDT

Att. 38,803 - Unknown

BOTTOM

Batter	1	2	3	4	5	6	7	8	9	AB	R	H	RBI	BB	SO	LOB
Del Unser, L (1, 8) OBP: 0.366, SLG: 0.440	4-3		K			F6			F7	4	0	0	0	0	1	0
Felix Millan, R (1, 4) OBP: 0.277, SLG: 0.342	WP BB			6-3		F8			4-3 HBP	2	0	0	0	1	0	0
Rusty Staub, L (1, 9) OBP: 0.366, SLG: 0.443	G5-4-3 BB			1-3		K			4-3	3	0	0	0	1	1	1
Joe Torre, R (1, 5) OBP: 0.235, SLG: 0.196	G5-4-3			L5			6-3		F3	4	0	0	0	0	0	3
Dave Kingman, R (1, 7) OBP: 0.250, SLG: 0.420		K			L6		5-3			3	0	0	0	0	1	0
John Milner, L (1, 3) OBP: 0.339, SLG: 0.340		K			4-3		F9			3	0	0	0	0	1	0
John Stearns, R (1, 2) OBP: 0.389, SLG: 0.600		F7			2B				F9	3	0	1	0	0	0	0
Bud Harrelson, S (1, 6) OBP: 0.306, SLG: 0.273			5-3		IBB				F2	2	0	0	0	1	0	0
Hank Webb, R (1, 1)			K		1-3				K	2	0	0	0	0	1	2
Tom Hall, L (8, 1)										0	0	0	0	0	0	0
Jack Heidemann, R (8, PH) OBP: 0.316, SLG: 0.394										1	0	0	0	0	1	0
Rick Baldwin, L (9, 1) OBP: 0.333, SLG: 0.333										0	0	0	0	0	0	0
Inning Stats	R: 0 E: 0 K: 0 S: 2 H: 0 LOB: 1 BB: 2 P: 10	R: 0 E: 0 K: 2 S: 7 H: 0 LOB: 0 BB: 0 P: 7	R: 0 E: 0 K: 2 S: 7 H: 0 LOB: 0 BB: 0 P: 7	R: 0 E: 0 K: 0 S: 3 H: 0 LOB: 0 BB: 0 P: 3	R: 0 E: 0 K: 0 S: 4 H: 1 LOB: 2 BB: 1 P: 8	R: 0 E: 0 K: 1 S: 5 H: 0 LOB: 0 BB: 0 P: 5	R: 0 E: 0 K: 0 S: 3 H: 0 LOB: 0 BB: 0 P: 3	R: 0 E: 0 K: 1 S: 5 H: 0 LOB: 0 BB: 0 P: 5	R: 0 E: 0 K: 0 S: 3 H: 0 LOB: 1 BB: 0 P: 4	1B: 0 2B: 1 3B: 0 HR: 0 SF: 0 SAC: 0 DP: 1 HBP: 1							

livebaseballscorecards.com

AB	27
R	0
H	1
RBI	0
BB	3
SO	6
LOB	6

PITCHER	IP	WLS	BF	H	R	ER	SO	BB	IBB	HBP	BLK	WP	HR	S	P	ERA	WHIP
Woodie Fryman, L (1, 1) ERA: 0.53	9.0	W	31	1	0	0	6	2	1	1	0	1	0	39	52	0.00	0.333

PITCHER	IP	WLS	BF	H	R	ER	SO	BB	IBB	HBP	BLK	WP	HR	S	P	ERA	WHIP

WP: 1 PB: 0 SB: 0 CS: 0 PA: 31

Chicago Cubs @ Montreal Expos

Jarry Park, Montreal, QB

Mon May 05 1975, 7:05 PM EDT

Att. 7,463 - Unknown - 55 F

TOP

livebaseballscorecards.com

Batter	1	2	3	4	5	6	7	8	9	AB	R	H	RBI	BB	SO	LOB
Rob Sperring, R (1, 6) Andre Thornton, R (7, PH) OBP: 0.667, SLG: 0.500 Bob Locker, S (7, 1)	BBBB 4-0 G6-4-3 BB		x 0-0 ③ F9			x 0-0 ① FC3-6 BB BB 1-2f	BBBB 4-0 1B BB			2 0 0	0 0 0	0 0 0	0 0 0	1 1 0	0 0 0	1 0 0
Jose Cardenal, R (1, 7) OBP: 0.460, SLG: 0.476	x 0-0 ①② G6-4-3 1-2f			BBBB 4-0 FC4-6 BB BB		BBBB 4-0 BB 1-2 BB	x 0-0 CS 1-3 3-H 1B			2	0	1	0	2	0	1
Bill Madlock, R (1, 5) OBP: 0.370, SLG: 0.427	x 0-0 ③ F9			BBBB 4-0 FC4-6 1-2 BB		x 0-0 ② F9	0-0 ③ CS 1-2	x 0-0 ① P4		3	0	0	0	1	0	2
Rick Monday, L (1, 8) OBP: 0.453, SLG: 0.551		x 0-0 1B PB 1B		x 0-0 ① FC4-6 G5-4-3 1-2f 2-3		BBBB 4-0 1-2 2-3 BB		SSS 0-3 ② K		3	0	1	0	1	1	2
Jerry Morales, R (1, 9) OBP: 0.333, SLG: 0.371		x 0-0 ① F2 1-2		x 0-0 ②③ G5-4-3 1-2f		x 0-0 ③ F8		x 0-0 ③ 4-3		4	0	0	0	0	0	6
Ralph LaCock, L (1, 3) OBP: 0.420, SLG: 0.415		x 0-0 G1-6-3 2-3 1B	x 0-0 ① 4-3				BBBB 4-0 WP 1B 4-3 BB		x 0-0 ① F9	3	1	1	0	1	0	0
Manny Trillo, R (1, 4) OBP: 0.375, SLG: 0.430		x 0-0 ②③ G1-6-3 1-2f	x 0-0 E1 G6-4-3				x 0-0 4-3 WP 1-2 WP 1B		SSS 0-3 ② K	4	1	1	0	0	1	2
Steve Swisher, R (1, 2) OBP: 0.260, SLG: 0.278 Don Kessinger, S (7, PH) OBP: 0.333, SLG: 0.325 (7, 6)			x 0-0 ① 5-3		x 0-0 ②③ G6-4-3 1-2f		SSS 0-3 ① K		SSS 0-3 ③ K	2 2	0 0	0 0	0 0	0 0	0 2	1 2
Ray Burris, R (1, 1) OBP: 0.364, SLG: 0.300 Adrian Garrett, L (7, PH) Tim Hosley, R (7, 2) OBP: 0.500, SLG: 0.200			SSS 0-3 ② K			x 0-0 FC3-6 1B	x 0-0 ② 4-3 1-3 2-H			2 1 0	0 0 0	1 0 0	0 1 0	0 0 0	1 0 0	0 1 0
Inning Stats	R: 0 E: 0 K: 0 S: 2 H: 0 LOB: 0 BB: 1 P: 6	R: 0 E: 0 K: 0 S: 4 H: 2 LOB: 1 BB: 0 P: 4	R: 0 E: 0 K: 1 S: 5 H: 0 LOB: 0 BB: 0 P: 5	R: 0 E: 0 K: 0 S: 2 H: 0 LOB: 1 BB: 2 P: 10	R: 0 E: 1 K: 0 S: 3 H: 0 LOB: 0 BB: 0 P: 3	R: 0 E: 0 K: 0 S: 4 H: 1 LOB: 3 BB: 2 P: 12	R: 2 E: 0 K: 1 S: 6 H: 2 LOB: 1 BB: 2 P: 14	R: 0 E: 0 K: 1 S: 5 H: 0 LOB: 0 BB: 0 P: 5	R: 0 E: 0 K: 2 S: 7 H: 0 LOB: 0 BB: 0 P: 7	1B: 5 2B: 0 3B: 0 HR: 0 SF: 0 SAC: 0 DP: 4 HBP: 0						

	AB	28
	R	2
	H	5
	RBI	1
	BB	7
	SO	5
	LOB	18

WP: 2 PB: 1 SB: 0 CS: 1 PA: 36

PITCHER		IP	WLS	BF	H	R	ER	SO	BB	IBB	HBP	BLK	WP	HR	S	P	ERA	WHIP
Dennis Blair, R ERA: 3.65	(1, 1)	6.2	W	28	4	2	2	2	7	0	0	0	1	0	25	53	2.70	1.650
Chuck Taylor, R ERA: 0.93	(7, 1)	2.1	S	7	1	0	0	3	0	0	0	0	1	0	13	13	0.00	0.429

PITCHER	IP	WLS	BF	H	R	ER	SO	BB	IBB	HBP	BLK	WP	HR	S	P	ERA	WHIP

Chicago Cubs @ Montreal Expos

Jarry Park, Montreal, QB

Mon May 05 1975, 7:05 PM EDT

Att. 7,463 - Unknown - 55 F

livebaseballscorecards.com

BOTTOM

Batter	1	2	3	4	5	6	7	8	9	AB	R	H	RBI	BB	SO	LOB
Pepe Mangual, R (1, 8) OBP: 0.359, SLG: 0.329	F3		1-H HR		F7			3-1 1B FC5-2 1B		4	1	2	2	0	0	0
Tim Foli, R (1, 6) OBP: 0.350, SLG: 0.329	K		6-3		4-3			FC5-2 3-1 1-2 1B		4	0	1	0	0	1	0
Tony Scott, S (1, 7) OBP: 0.288, SLG: 0.250	1B		1B			L7		3-1 1-2 2-3		4	0	2	0	0	0	2
Mike Jorgensen, L (1, 3) OBP: 0.269, SLG: 0.254	4-3		6-3			K		IBB		3	0	0	0	1	1	2
Larry Parrish, R (1, 5) OBP: 0.352, SLG: 0.529		4-3		FC5-4 1B		HR		FC5-2 2-3 3-H		4	1	2	1	0	0	3
Gary Carter, R (1, 9) OBP: 0.302, SLG: 0.375		5-3		FC5-4 6-3 1-2f		K				3	0	0	0	0	1	1
Pete Mackanin, R (1, 4) OBP: 0.333, SLG: 0.410		F9		6-3 1-2			F8			3	0	0	0	0	0	1
Barry Foote, R (1, 2) OBP: 0.155, SLG: 0.152			HR BB	L9			1-3			2	1	0	0	1	0	1
Dennis Blair, R (1, 1) Chuck Taylor, R (7, 1)			K		K		K			2 1	0 0	0 0	0 0	0 0	2 1	1 0
Inning Stats	R: 0 H: 1 E: 0 LOB: 1 K: 1 BB: 0 S: 6 P: 6	R: 0 H: 0 E: 0 LOB: 0 K: 0 BB: 0 S: 3 P: 3	R: 2 H: 2 E: 0 LOB: 1 K: 1 BB: 1 S: 7 P: 11	R: 0 H: 1 E: 0 LOB: 1 K: 0 BB: 0 S: 4 P: 4	R: 0 H: 0 E: 0 LOB: 0 K: 1 BB: 0 S: 5 P: 5	R: 1 H: 1 E: 0 LOB: 0 K: 2 BB: 0 S: 8 P: 8	R: 0 H: 0 E: 0 LOB: 0 K: 1 BB: 0 S: 5 P: 5	R: 0 H: 2 E: 0 LOB: 1 K: 0 BB: 1 S: 4 P: 8		1B: 5 SF: 0 2B: 0 SAC: 0 3B: 0 DP: 1 HR: 2 HBP: 0						

	AB	30
	R	3
	H	7
	RBI	3
	BB	2
	SO	6
	LOB	11

WP: 0 PA: 32
PB: 0
SB: 0
CS: 0

PITCHER		IP	WLS	BF	H	R	ER	SO	BB	IBB	HBP	BLK	WP	HR	S	P	ERA	WHIP
Ray Burris, R ERA: 4.02	(1, 1)	6.0	L	24	5	3	3	5	1	0	0	0	0	2	33	37	4.50	1.000
Bob Locker, R ERA: 2.7	(7, 1)	2.0		8	2	0	0	1	0	1	0	0	0	0	9	13	0.00	1.000

PITCHER	IP	WLS	BF	H	R	ER	SO	BB	IBB	HBP	BLK	WP	HR	S	P	ERA	WHIP

Batter	1	2	3	4	5	6	7	8	9	AB	R	H	RBI	BB	SO	LOB
Don Kessinger, S (1, 6) OBP: 0.346, SLG: 0.337	BBBB 4-0 1B 4-3 FC5-2-5-6-4 BB		BBBB 4-0 BB 1B BB		x 0-0 ① 6-3		x 0-0 E 2B 2-H		x 0-0 ② F7	3	1	1	1	2	0	0
Jose Cardenal, R (1, 7) OBP: 0.462, SLG: 0.477 Milt Wilcox, R (7, 1) OBP: 0.333, SLG: 0.333 Adrian Garrett, L (9, PH)	x 0-0 ① 4-3 1-2		x 0-0 BB 1B 1-2		x 0-0 E3 G6-4-3		x 0-0 E7 SF7 1B 2-H		x 0-0 ③ L8	4 0 1	1 0 0	2 0 0	0 0 0	0 0 0	0 0 0	1 0 0
Bill Madlock, R (1, 5) OBP: 0.375, SLG: 0.429	x 0-0 FC5-2-5-6-4 1B 2-3		BBBB 4-0 BB 1-2 2-3		x 0-0 ② ③ G6-4-3 1-2f		x 0-0 ① SF7 3-H			2	0	1	1	1	0	1
Rick Monday, L (1, 8) OBP: 0.444, SLG: 0.573	x 0-0 ② ③ FC5-2-5-6-4 1-3 3-H		SSS 0-3 ② K			x 0-0 HR	x 0-0 ② G3			4	1	1	1	0	1	5
Jerry Morales, R (1, 9) OBP: 0.330, SLG: 0.366		SSS 0-3 ① K	SSS 0-3 ③ K			x 0-0 1B 1B	x 0-0 ③ 5-3			4	0	1	0	0	2	3
Ralph LaCock, L (1, 3) OBP: 0.425, SLG: 0.411		x 0-0 FC6-4 1B		BBBB 4-0 G6-4-3 BB		x 0-0 ① F7		x 0-0 ① L4		3	0	1	0	1	0	1
Manny Trillo, R (1, 4) OBP: 0.385, SLG: 0.432 Ron Dunn, R (6, 4) OBP: 0.400, SLG: 0.600		x 0-0 ② FC6-4 FC5-4 1-2f		BBBB 4-0 G6-4-3 1-2 BB		x 0-0 G5-4-3 1-2 1B		x 0-0 ② P6		2 1	0 0	1 0	0 0	1 0	0 0	1 0
Steve Swisher, R (1, 2) OBP: 0.247, SLG: 0.263		x 0-0 ③ FC5-4 1-2f		x 0-0 ① ② G6-4-3 1-2f 2-3		x 0-0 ② ③ G5-4-3 1-2f		x 0-0 ③ F8		4	0	0	0	0	0	5
Rick Reuschel, R (1, 1) OBP: 0.125, SLG: 0.125 Champ Summers, L (7, PH) OBP: 0.400, SLG: 0.500 (7, 7)			x 0-0 ① 5-3	x 0-0 ③ 5-3			x 0-0 2B 2B		x 0-0 ① F8	2 2	0 1	0 1	0 0	0 0	0 0	1 0
Inning Stats	R: 0 H: 1 E: 0 LOB: 1 K: 0 BB: 1 S: 3 P: 7	R: 0 H: 1 E: 0 LOB: 1 K: 1 BB: 0 S: 6 P: 6	R: 0 H: 1 E: 0 LOB: 3 K: 2 BB: 2 S: 8 P: 16	R: 0 H: 0 E: 0 LOB: 1 K: 0 BB: 2 S: 2 P: 10	R: 0 H: 0 E: 1 LOB: 0 K: 0 BB: 0 S: 3 P: 3	R: 1 H: 3 E: 0 LOB: 1 K: 0 BB: 0 S: 5 P: 5	R: 3 H: 3 E: 1 LOB: 0 K: 0 BB: 0 S: 6 P: 6	R: 0 H: 0 E: 0 LOB: 0 K: 0 BB: 0 S: 3 P: 3	R: 0 H: 0 E: 0 LOB: 0 K: 0 BB: 0 S: 3 P: 3	1B: 6 SF: 1 2B: 3 SAC: 0 3B: 0 DP: 4 HR: 1 HBP: 0						

TOP

Chicago Cubs @ Montreal Expos

Jarry Park, Montreal, QB

Tue May 06 1975, 7:05 PM EDT

Att. 5,164 - Unknown - 58 F

livebaseballscorecards.com

AB	32
R	4
H	9
RBI	3
BB	5
SO	3
LOB	18

PITCHER		IP	WLS	BF	H	R	ER	SO	BB	IBB	HBP	BLK	WP	HR	S	P	ERA	WHIP
Steve Rogers, R ERA: 4.25	(1, 1)	6.0	W	29	9	4	3	3	5	0	0	0	0	1	30	50	4.50	2.333
Chuck Taylor, R ERA: 0.71	(7, 1)	3.0	S	9	0	0	0	0	0	0	0	0	0	0	9	9	0.00	0.000

PITCHER	IP	WLS	BF	H	R	ER	SO	BB	IBB	HBP	BLK	WP	HR	S	P	ERA	WHIP

Batter	1	2	3	4	5	6	7	8	9	AB	R	H	RBI	BB	SO	LOB
Pepe Mangual, R (1, 8) OBP: 0.378, SLG: 0.365	x 0-0 S PB 2B	x 0-0 ③ F8		x 0-0 FC4-2 1B 1-2 2-3 HR 1B		x 0-0 ① SH1-3 1-2		x 0-0 S 1B 1B		4	3	3	0	0	0	2
Tim Foli, R (1, 6) OBP: 0.353, SLG: 0.333	S S S 0-3 K G4-6-3 2-H		S S S 0-3 ① K	x 0-0 FC4-2 1-2 2-3 3-H HR 1B		x 0-0 ② F9		x 0-0 1-H 1B		5	1	2	2	0	2	1
Tony Scott, S (1, 7) OBP: 0.263, SLG: 0.226	x 0-0 ① ② G4-6-3 1-2f		S S S 0-3 ② K	x 0-0 ② FC4-2 1-2 2-3 3-Hf HR		x 0-0 ③ 4-3		S S S 0-3 ③ K		5	1	0	0	0	2	6
Mike Jorgensen, L (1, 3) OBP: 0.280, SLG: 0.310	x 0-0 ③ F7		x 0-0 2B 1B	x 0-0 1-H 2-H 3-H HR			S S S 0-3 ① K			4	2	2	4	0	1	0
Larry Parrish, R (1, 5) OBP: 0.360, SLG: 0.541		x 0-0 SH2-3 2B 1B	x 0-0 1-H 2B	S S S 0-3 ③ K			x 0-0 ② F8			4	1	2	1	0	1	0
Gary Carter, R (1, 9) OBP: 0.303, SLG: 0.362		x 0-0 ① SH2-3 1-2	S S S 0-3 ③ K		S S S 0-3 ① K		B B B B 4-0 S BB			2	0	0	0	1	2	1
Pete Mackanin, R (1, 4) OBP: 0.348, SLG: 0.442		x 0-0 E 2-H 2B		x 0-0 1B FC4 1B 1B	S S S 0-3 ② K		x 0-0 ③ F7 1-2			4	1	2	1	0	1	1
Barry Foote, R (1, 2) OBP: 0.147, SLG: 0.143		x 0-0 ② 5-3		x 0-0 FC4 1B 1B 1-2 FC4-2	x 0-0 ③ P5			x 0-0 ① 5-3		4	0	0	0	0	0	2
Steve Rogers, R (1, 1) OBP: 0.222, SLG: 0.222 Chuck Taylor, R (7, 1)		x 0-0 E6 2-3		x 0-0 ① B1		x 0-0 SH1-3 1B		x 0-0 ② 1-3		3 1	0 0	1 0	0 0	0 0	0 0	3 0
Inning Stats	R: 1 E: 0 K: 1 S: 6 H: 1 LOB: 0 BB: 0 P: 6	R: 1 E: 1 K: 0 S: 6 H: 2 LOB: 2 BB: 0 P: 6	R: 1 E: 0 K: 3 S: 11 H: 2 LOB: 1 BB: 0 P: 11	R: 5 E: 0 K: 1 S: 10 H: 4 LOB: 0 BB: 0 P: 10	R: 0 E: 0 K: 2 S: 7 H: 0 LOB: 0 BB: 0 P: 7	R: 0 E: 0 K: 0 S: 4 H: 1 LOB: 1 BB: 0 P: 4	R: 0 E: 0 K: 1 S: 5 H: 0 LOB: 1 BB: 1 P: 9	R: 1 E: 0 K: 1 S: 7 H: 2 LOB: 1 BB: 0 P: 7		1B: 8 2B: 3 3B: 0 HR: 1	SF: 0 SAC: 2 DP: 1 HBP: 0						

PITCHER		IP	WLS	BF	H	R	ER	SO	BB	IBB	HBP	BLK	WP	HR	S	P	ERA	WHIP
Rick Reuschel, R ERA: 8.74	(1, 1)	6.0	L	30	10	8	8	7	0	0	0	0	0	1	44	44	12.00	1.667
Milt Wilcox, R ERA: 3.86	(7, 1)	2.0		9	2	1	1	2	1	0	0	0	0	0	12	16	4.50	1.500

PITCHER	IP	WLS	BF	H	R	ER	SO	BB	IBB	HBP	BLK	WP	HR	S	P	ERA	WHIP

BOTTOM

Chicago Cubs @ Montreal Expos

Jarry Park, Montreal, QB

Tue May 06 1975, 7:05 PM EDT

Att. 5,164 - Unknown - 58 F

livebaseballscorecards.com

AB	36
R	9
H	12
RBI	8
BB	1
SO	9
LOB	16

Batter	1	2	3	4	5	6	7	8	9	AB	R	H	RBI	BB	SO	LOB
Don Kessinger, S (1, 6) OBP: 0.349, SLG: 0.333	6-3		K 1-2		P4		G5-3 1B BB		G6-3 1B	4	1	1	0	1	1	1
Jose Cardenal, R (1, 7) OBP: 0.450, SLG: 0.495	E7		F9		HR		G5-3 1-2 2-3f		G6-3 1-2f	5	1	1	1	0	0	4
Bill Madlock, R (1, 5) OBP: 0.394, SLG: 0.469	1B		1B 2-H 3B		BB 1B		2-H 1B		L5	5	1	4	2	0	0	0
Jerry Morales, R (1, 9) OBP: 0.337, SLG: 0.365	6-3		1B 3-H		G6-3 1-2 BB		1-3			3	0	1	1	1	0	2
Andre Thornton, R (1, 3) OBP: 0.286, SLG: 0.167		F3	K		G6-3 1-2f			K		4	0	0	0	0	2	3
Tim Hosley, R (1, 2) OBP: 0.417, SLG: 0.125		K		F9		F8		E BB		3	1	0	0	1	1	0
Rick Monday, L (1, 8) OBP: 0.437, SLG: 0.581		E6		F8		4-3		E4 1-H 3B		4	1	1	1	0	0	0
Rob Sperring, R (1, 4) OBP: 0.286, SLG: 0.667		F9		HR		1-3		5-3		4	1	1	1	0	0	1
Bill Bonham, R (1, 1) OBP: 0.077, SLG: 0.077			WP 3B 1B	6-3			E5 G5-3	6-3		4	1	1	0	0	0	0
Inning Stats	R: 0 E: 1 K: 0 S: 4 H: 1 LOB: 1 BB: 0 P: 4	R: 0 E: 1 K: 1 S: 6 H: 0 LOB: 1 BB: 0 P: 6	R: 2 E: 0 K: 2 S: 10 H: 3 LOB: 1 BB: 0 P: 10	R: 1 E: 0 K: 0 S: 4 H: 1 LOB: 0 BB: 0 P: 4	R: 1 E: 0 K: 0 S: 4 H: 2 LOB: 1 BB: 1 P: 8	R: 0 E: 0 K: 0 S: 3 H: 0 LOB: 0 BB: 0 P: 3	R: 1 E: 1 K: 0 S: 4 H: 1 LOB: 1 BB: 1 P: 8	R: 2 E: 1 K: 1 S: 6 H: 1 LOB: 0 BB: 1 P: 10	R: 0 E: 0 K: 0 S: 3 H: 1 LOB: 0 BB: 0 P: 3	1B: 6 2B: 0 3B: 2 HR: 2 SF: 0 SAC: 0 DP: 3 HBP: 0	WP: 1 PB: 0 SB: 0 CS: 0 PA: 39					

TOP

Chicago Cubs @ Montreal Expos

Jarry Park, Montreal, QB

Wed May 07 1975, 7:05 PM EDT

Att. 6,430 - Unknown - 50 F

livebaseballscorecards.com

AB	36
R	7
H	10
RBI	6
BB	3
SO	4
LOB	11

PITCHER		IP	WLS	BF	H	R	ER	SO	BB	IBB	HBP	BLK	WP	HR	S	P	ERA	WHIP
Dave McNally, L ERA: 4.04	(1, 1)	4.1	L	22	7	4	4	3	1	0	0	0	1	2	27	31	8.31	1.846
John Montague, R ERA:	(5, 1)	1.2		4	0	0	0	0	0	0	0	0	0	0	4	4	0.00	0.000
Steve Renko, R ERA: 5.79	(7, 1)	2.0		10	2	3	1	1	2	0	0	0	0	0	10	18	4.50	2.000
Donald DeMola, R ERA: 2.7	(9, 1)	1.0		3	1	0	0	0	0	0	0	0	0	0	3	3	0.00	1.000

PITCHER	IP	WLS	BF	H	R	ER	SO	BB	IBB	HBP	BLK	WP	HR	S	P	ERA	WHIP

Batter	1	2	3	4	5	6	7	8	9	AB	R	H	RBI	BB	SO	LOB
Pepe Mangual, R (1, 8) OBP: 0.372, SLG: 0.359	P4			CS 1B		K		6-3		4	0	1	0	0	1	3
Tim Foli, R (1, 6) OBP: 0.337, SLG: 0.317	4-3			F7 1-2		L9			K	4	0	0	0	0	1	2
Tony Scott, S (1, 7) OBP: 0.246, SLG: 0.211	K			K			1-3		4-3	4	0	0	0	0	2	0
Mike Jorgensen, L (1, 3) OBP: 0.279, SLG: 0.297		K			1B PB BB		K		F8	3	0	0	0	1	2	0
Larry Parrish, R (1, 5) OBP: 0.359, SLG: 0.532		6-3			G1-6-3 1-3		L4			3	0	1	0	0	0	0
Gary Carter, R (1, 9) OBP: 0.290, SLG: 0.344		K			P5			5-3		3	0	0	0	0	1	2
Pete Mackanin, R (1, 4) OBP: 0.347, SLG: 0.435			F7		G1-6-3 1-2f			BB 1B		3	0	1	0	0	0	2
Barry Foote, R (1, 2) OBP: 0.141, SLG: 0.137			4-3			F2		K		3	0	0	0	0	1	1
Dave McNally, R (1, 1) OBP: 0.333, SLG: 0.143 John Montague, R (5, 1) Larry Bittner, L (6, PH) OBP: 0.417, SLG: 0.300 Steve Renko, R (7, 1) Pat Scanlon, L (8, PH) OBP: 0.500, SLG: 0.200 Donald DeMola, R (9, 1)			P6			BB		1-2 BB		1 0 0 0 0 0 0	0 0 0 0 0 0 0	0 0 0 0 0 0 0	0 0 0 0 0 0 0	0 0 0 1 0 0 0	0 0 1 0 0 0 0	0 0 0 0 0 0 0
Inning Stats	R: 0 E: 0 K: 1 S: 5 H: 0 LOB: 0 BB: 0 P: 5	R: 0 E: 0 K: 2 S: 7 H: 0 LOB: 0 BB: 0 P: 7	R: 0 E: 0 K: 0 S: 3 H: 0 LOB: 0 BB: 0 P: 3	R: 0 E: 0 K: 1 S: 5 H: 1 LOB: 0 BB: 0 P: 5	R: 0 E: 0 K: 0 S: 3 H: 1 LOB: 1 BB: 1 P: 7	R: 0 E: 0 K: 1 S: 5 H: 0 LOB: 1 BB: 1 P: 9	R: 0 E: 0 K: 1 S: 5 H: 0 LOB: 0 BB: 0 P: 5	R: 0 E: 0 K: 1 S: 6 H: 1 LOB: 2 BB: 1 P: 10	R: 0 E: 0 K: 1 S: 5 H: 0 LOB: 0 BB: 0 P: 5	1B: 3 2B: 0 3B: 0 HR: 0 SF: 0 SAC: 0 DP: 1 HBP: 0						

PITCHER	IP	WLS	BF	H	R	ER	SO	BB	IBB	HBP	BLK	WP	HR	S	P	ERA	WHIP
Bill Bonham, R (1, 1) ERA: 4.5	9.0	W	31	3	0	0	8	3	0	0	0	0	0	44	56	0.00	0.667

PITCHER	IP	WLS	BF	H	R	ER	SO	BB	IBB	HBP	BLK	WP	HR	S	P	ERA	WHIP

BOTTOM

Chicago Cubs @ Montreal Expos

Jarry Park, Montreal, QB

Wed May 07 1975, 7:05 PM EDT

Att. 6,430 - Unknown - 50 F

livebaseballscorecards.com

AB	28
R	0
H	3
RBI	0
BB	3
SO	8
LOB	10

WP: 0 PA: 31
PB: 1
SB: 0
CS: 1

Houston Astros @ Montreal Expos

Jarry Park, Montreal, QB

Fri May 09 1975, 7:05 PM EDT

Att. 10,630 - Unknown - 66 F

TOP

livebaseballscorecards.com

Batter	1	2	3	4	5	6	7	8	9	AB	R	H	RBI	BB	SO	LOB
Greg Gross, L (1, 7) OBP: 0.211, SLG: 0.189	3B		P6		4-3		F8		F7	5	0	1	0	0	0	2
Roger Metzger, S (1, 6) OBP: 0.293, SLG: 0.238	1-3			1B 1B	E 1B		FC6-4 1B 1-2f		F7	4	1	2	0	0	0	2
Cliff Johnson, R (9, PH) OBP: 0.321, SLG: 0.352										1	0	0	0	0	0	1
Cesar Cedeno, R (1, 8) OBP: 0.364, SLG: 0.390	5-3			1B 3B 1-2	BB 1-2		1B 1-2			3	1	2	0	1	0	1
Bob Watson, R (1, 3) OBP: 0.384, SLG: 0.585	5-3			1B 3B 1-2 2-H	K		5-3			4	1	1	1	0	1	5
Doug Rader, R (1, 5) OBP: 0.364, SLG: 0.356		K		K	K			L9		4	0	0	0	0	3	4
Enos Cabell, R (1, 9) OBP: 0.360, SLG: 0.397		BB G6-3		3B SH1-3 1-H 2-H		K		4-3		3	1	1	2	1	1	0
Tommy Helms, R (1, 4) OBP: 0.333, SLG: 0.300		G6-3 1-2f		IBB SH1-3		6-3		K		3	0	0	0	1	1	1
Skip Jutze, R (1, 2) OBP: 0.125, SLG: 0.125			P5	SH1-3 1-2 3-H		K			1B	2	0	0	1	0	1	0
Milt May, L (9, PH) OBP: 0.303, SLG: 0.326										1	0	1	0	0	0	0
Larry Milbourne, S (9, PR) OBP: 0.154, SLG: 0.154										0	0	0	0	0	0	0
Dave Roberts, L (1, 1) OBP: 0.091, SLG: 0.091			K	F5			FC6-4 1B		F7	2	0	0	0	0	1	1
Joe Niekro, R (6, 1)										0	0	0	0	0	0	0
Ken Boswell, L (7, PH) OBP: 0.314, SLG: 0.344										1	0	1	0	0	0	0
Fred Scherman, L (7, 1)										0	0	0	0	0	0	0
Jose Cruz, L (9, PH) OBP: 0.358, SLG: 0.391										1	0	0	0	0	0	1
Inning Stats	R: 0 E: 0 K: 0 S: 4 H: 1 LOB: 1 BB: 0 P: 4	R: 0 E: 0 K: 1 S: 4 H: 0 LOB: 0 BB: 1 P: 8	R: 0 E: 0 K: 1 S: 5 H: 0 LOB: 0 BB: 0 P: 5	R: 4 E: 0 K: 1 S: 9 H: 4 LOB: 1 BB: 1 P: 13	R: 0 E: 1 K: 2 S: 8 H: 1 LOB: 2 BB: 1 P: 12	R: 0 E: 0 K: 2 S: 7 H: 0 LOB: 0 BB: 0 P: 7	R: 0 E: 0 K: 0 S: 5 H: 2 LOB: 2 BB: 0 P: 5	R: 0 E: 0 K: 1 S: 5 H: 0 LOB: 0 BB: 0 P: 5	R: 0 E: 0 K: 0 S: 4 H: 1 LOB: 1 BB: 0 P: 4	1B: 7 2B: 0 3B: 2 HR: 0 SF: 0 SAC: 1 DP: 1 HBP: 0	WP: 0 PB: 0 SB: 0 CS: 0 PA: 38					

	AB	34
	R	4
	H	9
	RBI	4
	BB	3
	SO	8
	LOB	18

PITCHER		IP	WLS	BF	H	R	ER	SO	BB	IBB	HBP	BLK	WP	HR	S	P	ERA	WHIP
Woodie Fryman, L ERA: 1.43	(1, 1)	4.0		18	5	4	4	3	1	1	0	0	0	0	22	30	9.00	1.500
John Montague, R ERA:	(5, 1)	1.0		5	1	0	0	2	1	0	0	0	0	0	8	12	0.00	2.000
Donald DeMola, R ERA: 2.35	(6, 1)	1.0	W	3	0	0	0	2	0	0	0	0	0	0	7	7	0.00	0.000
Dale Murray, R ERA: 2.84	(7, 1)	3.0	S	12	3	0	0	1	0	0	0	0	0	0	14	14	0.00	1.000

PITCHER		IP	WLS	BF	H	R	ER	SO	BB	IBB	HBP	BLK	WP	HR	S	P	ERA	WHIP

Houston Astros @ Montreal Expos

Jarry Park, Montreal, QB

Fri May 09 1975, 7:05 PM EDT

Att. 10,630 - Unknown - 66 F

BOTTOM

Batter	1	2	3	4	5	6	7	8	9	AB	R	H	RBI	BB	SO	LOB
Pepe Mangual, R (1, 8) OBP: 0.374, SLG: 0.358	BBBB 4-0 6-3 BB		SSS 0-3 ② K		X 0-0 ② SF8 3-H	X 0-0 ② BB 1-2 3-H 1B		X 0-0 ② 5-3		3	0	1	2	1	1	1
Tim Foli, R (1, 6) OBP: 0.330, SLG: 0.302	X 0-0 ① P6		X 0-0 ③ 1-3		SSS 0-3 ③ K	BBBB 4-0 1-2 2-3 BB		X 0-0 ③ 4-3		4	0	0	0	1	1	3
Gary Carter, R (1, 9) OBP: 0.288, SLG: 0.354	X 0-0 ② 6-3 1-2			X 0-0 ① 5-3		x 0-0 1B 2B x 0-0 ③ F3				4	1	1	0	0	0	4
Bob Bailey, R (1, 7) OBP: 0.211, SLG: 0.063 Mike Jorgensen, L (8, 3) OBP: 0.279, SLG: 0.297	X 0-0 ③ F9			X 0-0 ② 1-3		X 0-0 ① 1-3	X 0-0 ① 6-3			4 0	0 0	0 0	0 0	0 0	0 0	2 0
Larry Parrish, R (1, 5) OBP: 0.378, SLG: 0.556		SSSS 0-3 ① K		X 0-0 1B		X 0-0 1B 2B 2-H 1B	X 0-0 2B			4	1	3	1	0	1	0
Pete Mackanin, R (1, 4) OBP: 0.340, SLG: 0.420		X 0-0 ② 5-3		SSS 0-3 ③ K		X 0-0 2B E 1-2 1B	X 0-0 ② F8			4	1	1	0	0	1	2
Hal Breeden, R (1, 3) OBP: 0.500, SLG: 0.500 Tony Scott, S (7, PR) OBP: 0.246, SLG: 0.211 (8, 7)		SSS 0-3 ③ K			X 0-0 1B SF8 2B	X 0-0 ② F8	4-0 IBB			3 0	1 0	1 0	0 0	1 0	1 0	2 0
Barry Foote, R (1, 2) OBP: 0.159, SLG: 0.169			X 0-0 SH2-4 1B		X 0-0 ① 5-3	X 0-0 E9 1B 1-H 2-H 2B	X 0-0 ③ F9			4	1	2	1	0	0	3
Woodie Fryman, R (1, 1) OBP: 0.154, SLG: 0.231 John Montague, R (5, 1) Jose Morales, R (5, PH) OBP: 0.375, SLG: 0.500 Donald DeMola, R (6, 1) Jerry White, S (6, PH) Larry Bittner, L (6, PH) OBP: 0.462, SLG: 0.300 Dale Murray, R (7, 1)			X 0-0 ① SH2-4 1-2		X 0-0 2-3 1B	4-0 BB 1B IBB		SSS 0-3 ① K		0 0 1 0 0 0 1	0 0 0 0 0 0 0	0 0 1 0 0 0 0	0 0 0 0 0 1 0	0 0 0 0 0 0 0	0 0 0 0 0 0 1	0 0 0 0 0 0 0
Inning Stats	R: 0 E: 0 K: 0 S: 3 H: 0 LOB: 1 BB: 1 P: 7	R: 0 E: 0 K: 2 S: 7 H: 0 LOB: 0 BB: 0 P: 7	R: 0 E: 0 K: 1 S: 6 H: 1 LOB: 1 BB: 0 P: 6	R: 0 E: 0 K: 1 S: 6 H: 1 LOB: 1 BB: 0 P: 6	R: 1 E: 0 K: 1 S: 7 H: 2 LOB: 1 BB: 0 P: 7	R: 4 E: 1 K: 0 S: 8 H: 5 LOB: 3 BB: 2 P: 16	R: 0 E: 0 K: 0 S: 4 H: 1 LOB: 2 BB: 1 P: 8	R: 0 E: 0 K: 1 S: 5 H: 0 LOB: 0 BB: 0 P: 5		1B: 6 2B: 4 3B: 0 HR: 0	SF: 1 SAC: 1 DP: 0 HBP: 0			WP: 0 PB: 0 SB: 0 CS: 0	PA: 38	

livebaseballscorecards.com

AB	32
R	5
H	10
RBI	4
BB	4
SO	6
LOB	17

PITCHER		IP	WLS	BF	H	R	ER	SO	BB	IBB	HBP	BLK	WP	HR	S	P	ERA	WHIP
Dave Roberts, L ERA: 3.27	(1, 1)	5.2	L	26	8	5	5	5	1	0	0	0	0	0	35	39	7.94	1.588
Joe Niekro, R ERA:	(6, 1)	0.1		4	1	0	0	0	1	1	0	0	0	0	2	10	0.00	6.000
Fred Scherman, L ERA: 0.9	(7, 1)	2.0		8	1	0	0	1	0	1	0	0	0	0	9	13	0.00	0.500

PITCHER	IP	WLS	BF	H	R	ER	SO	BB	IBB	HBP	BLK	WP	HR	S	P	ERA	WHIP

Batter	1	2	3	4	5	6	7	8	9	AB	R	H	RBI	BB	SO	LOB
Greg Gross, L (1, 7) OBP: 0.206, SLG: 0.172	B B B B 4-0 G3 BB	x 0-0 ③ F7		S S S 0-3 ③ K		x 0-0 ③ FC5 2-3f		x 0-0 ② FC3-6 1-2f 1B 2-H	x 0-0 ③ F7	5	1	0	0	1	1	7
Roger Metzger, S (1, 6) OBP: 0.306, SLG: 0.255	x 0-0 ① G3 1-2		x 0-0 2B 1B		x 0-0 ① 4-3		x 0-0 1B 6-3 1B	x 0-0 WP 1B E 2-H 1B		5	3	3	1	0	0	1
Cesar Cedeno, R (1, 8) OBP: 0.379, SLG: 0.422	x 0-0 ② F2		x 0-0 G3 1-H 2B		x 0-0 2B		x 0-0 6-3 1-3 1B	x 0-0 WP E 1-2 1B		5	1	4	1	0	0	1
Bob Watson, R (1, 3) OBP: 0.385, SLG: 0.571	B B B B 4-0 BB		x 0-0 ① F7		x 0-0 ② F7		x 0-0 ① F9	x 0-0 E5 1-H 2-H 1B		4	0	1	2	1	0	4
Jose Cruz, L (1, 9) OBP: 0.342, SLG: 0.371	S S S 0-3 ③ K		x 0-0 ② G3 2-3		x 0-0 ③ 3-1		x 0-0 ② 6-3 1-2 3-H	x 0-0 ③ 3-1		5	0	0	1	0	1	6
Jim Crawford, L (8, 1)										0	0	0	0	0	0	0
Tom Griffin, R (8, 1)										0	0	0	0	0	0	0
Fred Scherman, L (8, 1)										0	0	0	0	0	0	0
Milt May, L (1, 2) OBP: 0.308, SLG: 0.330		x 0-0 ① 4-3	x 0-0 ③ L9			x 0-0 FC5 BB 1B	x 0-0 ③ 4-3		x 0-0 FC6-4 HBP 1B	5	0	2	0	0	0	2
Skip Jutze, R (9, PR) OBP: 0.125, SLG: 0.125										0	0	0	0	0	0	0
Ken Boswell, L (1, 5) OBP: 0.325, SLG: 0.333		x 0-0 ② G3		x 0-0 ① F9		x 0-0 ① F7		x 0-0 1B E 1B	H 1-0 FC6-4 1-2 HBP	4	1	1	0	0	0	1
Rob Andrews, R (1, 4) OBP: 0.301, SLG: 0.282	B B B B 4-0 2B BB			B B B B 4-0 S 1B BB		S S S 0-3 ② K		x 0-0 FC3-6 1-2 1B	S S S 0-3 ① K	1	1	0	0	2	1	1
Enos Cabell, R (8, PH) OBP: 0.364, SLG: 0.400										2	0	1	0	0	1	2
(8, 9)																
J.R. Richard, R (1, 1) OBP: 0.333, SLG: 0.500		x 0-0 1-3 2B		x 0-0 ② 1-H 1B		B B B B 4-0 1-2 BB		x 0-3 ① K	x 0-0 ② FC6-4 1-2f 2-3	2	0	2	1	0	0	0
Joe Niekro, R (5, 1)										0	0	0	0	1	0	0
Cliff Johnson, R (8, PH) OBP: 0.316, SLG: 0.347										1	0	0	0	0	1	2
Larry Milbourne, S (8, 4) OBP: 0.154, SLG: 0.154										0	0	0	0	0	0	0
Doug Rader, R (9, PH) OBP: 0.360, SLG: 0.352										1	0	0	0	0	0	2
Wilbur Howard, S (9, PR) OBP: 0.304, SLG: 0.318										0	0	0	0	0	0	0
Inning Stats	R: 0 E: 0 K: 1 S: 5 H: 0 LOB: 2 BB: 2 P: 13	R: 0 E: 0 K: 0 S: 4 H: 1 LOB: 2 BB: 1 P: 8	R: 1 E: 0 K: 0 S: 5 H: 2 LOB: 1 BB: 0 P: 5	R: 1 E: 0 K: 1 S: 5 H: 1 LOB: 0 BB: 1 P: 9	R: 0 E: 0 K: 0 S: 4 H: 1 LOB: 1 BB: 0 P: 4	R: 0 E: 0 K: 1 S: 6 H: 1 LOB: 2 BB: 1 P: 10	R: 1 E: 0 K: 0 S: 5 H: 2 LOB: 1 BB: 0 P: 5	R: 4 E: 2 K: 1 S: 10 H: 5 LOB: 1 BB: 0 P: 10	R: 0 E: 0 K: 1 S: 6 H: 1 LOB: 2 BB: 0 P: 7	1B: 11 2B: 3 3B: 0 HR: 0 SF: 0 SAC: 0 DP: 0 HBP: 1						

PITCHER		IP	WLS	BF	H	R	ER	SO	BB	IBB	HBP	BLK	WP	HR	S	P	ERA	WHIP
Steve Renko, R ERA: 4.7	(1, 1)	6.0		28	6	2	2	3	5	0	0	0	0	0	29	49	3.00	1.833
Chuck Taylor, R ERA: 3.14	(7, 1)	1.2		10	5	4	4	1	0	0	0	0	0	0	12	12	21.60	3.000
Dale Murray, R ERA: 3.46	(8, 1)	0.1	W	3	2	1	1	0	0	0	0	0	1	0	3	3	27.00	6.000
John Montague, R ERA:	(9, 1)	1.0	S	5	1	0	0	1	0	0	1	0	0	0	6	7	0.00	1.000

PITCHER	IP	WLS	BF	H	R	ER	SO	BB	IBB	HBP	BLK	WP	HR	S	P	ERA	WHIP

TOP

Houston Astros @ Montreal Expos

Jarry Park, Montreal, QB

Sat May 10 1975, 3:33 AM EDT
Att. 16,040 - Unknown - 68 F

livebaseballscorecards.com

AB	40
R	7
H	14
RBI	6
BB	5
SO	5
LOB	29

WP: 1 PA: 46
PB: 0
SB: 1
CS: 0

Houston Astros @ Montreal Expos

Jarry Park, Montreal, QB

Sat May 10 1975, 3:33 AM EDT

Att. 16,040 - Unknown - 68 F

BOTTOM

Batter	1	2	3	4	5	6	7	8	9	AB	R	H	RBI	BB	SO	LOB
Larry Lintz, S (1, 4) OBP: 0.324, SLG: 0.179	6-3		BB: CS, BLK		BB: S, 1B	CS	BB: E, 1B	IBB: 1B		1	2	0	0	3	0	0
Jose Morales, R (8, PH) OBP: 0.444, SLG: 0.500										0	0	0	0	1	0	0
John Montague, R (9, 1)										0	0	0	0	0	0	0
Tim Foli, R (1, 6) OBP: 0.343, SLG: 0.311	L7		BB: 1-3		1B: 1-H, 3-H		E7: FC1-5, 1-H	F9		4	1	2	2	1	0	2
Pepe Mangual, R (1, 8) OBP: 0.385, SLG: 0.365	6-3		BB: 1-2		1B: 1-2		FC1-5: BB, HR, 2-3	1B: 1-2, 2-H		4	1	2	1	1	0	1
Mike Jorgensen, L (1, 3) OBP: 0.286, SLG: 0.295		G3	K		1B: 1-3, 2-H		HR: 1-2	K		4	1	1	1	1	2	4
Larry Parrish, R (1, 5) OBP: 0.360, SLG: 0.529		F9	6-3		K		P3			4	0	0	0	0	1	4
Larry Biittner, L (1, 7) OBP: 0.471, SLG: 0.571		BB: 1B	G3		K		HR: 1-H, 2-H			4	1	2	3	0	1	2
Tony Scott, S (1, 9) OBP: 0.262, SLG: 0.233		BB: 1-2	K			5-3, FC6-2, 2B	4-3			3	0	1	0	1	1	0
Barry Foote, R (1, 2) OBP: 0.163, SLG: 0.185		L4			SH1-4, 1B, 2B	5-3, 2-3		E5: SH1-4, 1B		4	1	1	0	0	0	3
Jerry White, S (8, PR)										0	1	0	0	0	0	0
Gary Carter, R (9, 2) OBP: 0.288, SLG: 0.354										0	0	0	0	0	0	0
Steve Renko, R (1, 1)			K		SH1-4: 2-3	FC6-2: CS, 3-H		SH1-4: 1-2		1	0	0	0	0	1	0
Bob Bailey, R (6, PH) OBP: 0.200, SLG: 0.059										1	0	0	0	0	0	1
Chuck Taylor, R (7, 1)										0	0	0	0	0	0	0
Dale Murray, R (8, 1)										0	0	0	0	0	0	0
Pete Mackanin, R (8, PH) OBP: 0.340, SLG: 0.420										0	0	0	0	0	0	0
(9, 4)																
Inning Stats	R: 0 E: 0 K: 0 S: 3 H: 0 LOB: 0 BB: 0 P: 3	R: 0 E: 0 K: 0 S: 4 H: 1 LOB: 2 BB: 1 P: 8	R: 0 E: 0 K: 2 S: 6 H: 0 LOB: 2 BB: 3 P: 18	R: 0 E: 0 K: 1 S: 5 H: 0 LOB: 0 BB: 0 P: 5	R: 3 E: 0 K: 2 S: 11 H: 4 LOB: 2 BB: 1 P: 15	R: 0 E: 0 K: 0 S: 3 H: 1 LOB: 0 BB: 0 P: 3	R: 4 E: 1 K: 0 S: 5 H: 2 LOB: 0 BB: 2 P: 13	R: 1 E: 1 K: 1 S: 7 H: 1 LOB: 2 BB: 1 P: 11		1B: 6 2B: 2 3B: 0 HR: 1 SF: 0 SAC: 2 DP: 0 HBP: 0						

	AB	R	H	RBI	BB	SO	LOB
AB	30						
R	8						
H	9						
RBI	7						
BB	8						
SO	6						
LOB	17						

livebaseballscorecards.com

PITCHER		IP	WLS	BF	H	R	ER	SO	BB	IBB	HBP	BLK	WP	HR	S	P	ERA	WHIP
J.R. Richard, R ERA: 5.57	(1, 1)	4.1		22	5	3	3	3	5	0	0	1	0	0	23	43	6.23	2.308
Joe Niekro, R ERA: 7.2	(5, 1)	2.2		12	3	4	4	2	2	0	0	0	0	1	14	22	13.50	1.875
Jim Crawford, L ERA: 2.16	(8, 1)	0.1	L	3	0	1	0	0	0	1	0	0	0	0	2	6	0.00	0.000
Tom Griffin, R ERA: 5.24	(8, 1)	0.1		2	1	0	0	0	0	0	0	0	0	0	2	2	0.00	3.000
Fred Scherman, L ERA: 0.87	(8, 1)	0.1		1	0	0	0	1	0	0	0	0	0	0	3	3	0.00	0.000

PITCHER	IP	WLS	BF	H	R	ER	SO	BB	IBB	HBP	BLK	WP	HR	S	P	ERA	WHIP

Batter	1	2	3	4	5	6	7	8	9	AB	R	H	RBI	BB	SO	LOB
Greg Gross, L (1, 7) OBP: 0.235, SLG: 0.226	BBB 4-0 SH3-4 BB		x 0-0 ③ 1-3		x 0-0 1B 2-H 3B		SSS 0-3 ② K		x 0-0 HR 2-H 1B	4	2	2	2	1	1	0
Roger Metzger, S (1, 6) OBP: 0.320, SLG: 0.298	x 0-0 ① SH3-4 1-2			x 0-0 FC6-4 BB 1B 1B	x 0-0 3-H 1B		SSS 0-3 ③ K		x 0-0 1-H HR	4	2	3	3	0	1	0
Cesar Cedeno, R (1, 8) OBP: 0.373, SLG: 0.409	x 0-0 ② F7			BBB 4-0 FC6-4 1-2 BB	x 0-0 ③ P5			SSS 0-3 ① K	x 0-0 ③ G3	4	0	0	0	1	1	2
Bob Watson, R (1, 3) OBP: 0.380, SLG: 0.559 Enos Cabell, R (8, PR) OBP: 0.364, SLG: 0.400 (8, 3)	x 0-0 ③ 6-3			x 0-0 ① FC6-4 E 1B 1-2f 2-3		SSS 0-3 ① K		x 0-0 CS 1B		4	0	1	0	0	1	3
										0	0	0	0	0	0	0
Jose Cruz, L (1, 9) OBP: 0.356, SLG: 0.374		x 0-0 ① 5-3		x 0-0 E9 G3-6-3 1-3 3-H 1B		BBBB 4-0 G3 BB		BBBB 4-0 ② 1-2 BB		2	0	1	1	2	0	0
Milt May, L (1, 2) OBP: 0.306, SLG: 0.320		BBBB 4-0 G3-6-3 BB		x 0-0 ② ③ G3-6-3 1-2f		x 0-0 ② G3 1-2		x 0-0 ③ 4-3		3	0	0	0	1	0	4
Ken Boswell, L (1, 5) OBP: 0.364, SLG: 0.342		x 0-0 ② ③ G3-6-3 1-2f			x 0-0 4-3 3B 1B	I 4-0 IBB			BBBB 4-0 SH1-4 1B BB	2	2	1	0	2	0	1
Rob Andrews, R (1, 4) OBP: 0.291, SLG: 0.270			SSS 0-3 ① K		x 0-0 ① 4-3 1-2	x 0-0 ③ 5-3			x 0-0 ① SH1-4 1-2	3	0	0	0	0	1	3
Larry Dierker, R (1, 1) OBP: 0.053, SLG: 0.053			x 0-0 ② L7		x 0-0 ② F9		x 0-0 ① 5-3		x 0-0 ② 6-3	4	0	0	0	0	0	2
Inning Stats	R: 0 H: 0 E: 0 LOB: 1 K: 0 BB: 1 S: 3 P: 7	R: 0 H: 0 E: 0 LOB: 0 K: 0 BB: 1 S: 2 P: 6	R: 0 H: 0 E: 0 LOB: 0 K: 1 BB: 0 S: 5 P: 5	R: 1 H: 2 E: 1 LOB: 1 K: 0 BB: 1 S: 4 P: 8	R: 2 H: 3 E: 0 LOB: 1 K: 0 BB: 0 S: 6 P: 6	R: 0 H: 0 E: 0 LOB: 2 K: 1 BB: 2 S: 5 P: 13	R: 0 H: 0 E: 0 LOB: 0 K: 2 BB: 0 S: 7 P: 7	R: 0 H: 1 E: 0 LOB: 1 K: 1 BB: 1 S: 5 P: 9	R: 3 H: 2 E: 0 LOB: 0 K: 0 BB: 1 S: 5 P: 9	1B: 6 SF: 0 2B: 0 SAC: 2 3B: 1 DP: 2 HR: 1 HBP: 0						WP: 0 PA: 39 PB: 0 SB: 0 CS: 1	

PITCHER		IP	WLS	BF	H	R	ER	SO	BB	IBB	HBP	BLK	WP	HR	S	P	ERA	WHIP
Dennis Blair, R ERA: 3.58	(1, 1)	8.0	L	33	6	3	3	5	5	1	0	0	0	0	37	61	3.38	1.375
Donald DeMola, R ERA: 5.19	(9, 1)	1.0		6	2	3	3	0	1	0	0	0	0	1	5	9	27.00	3.000

PITCHER	IP	WLS	BF	H	R	ER	SO	BB	IBB	HBP	BLK	WP	HR	S	P	ERA	WHIP

TOP

Houston Astros @ Montreal Expos

Jarry Park, Montreal, QB

Sun May 11 1975, 3:33 AM EDT

Att. 10,416 - Unknown - 73 F

livebaseballscorecards.com

AB	30
R	6
H	8
RBI	6
BB	7
SO	5
LOB	15

BOTTOM

Houston Astros @ Montreal Expos

Jarry Park, Montreal, QB

Sun May 11 1975, 3:33 AM EDT

Att. 10,416 - Unknown - 73 F

Batter	1	2	3	4	5	6	7	8	9	AB	R	H	RBI	BB	SO	LOB
Larry Lintz, S (1, 4) OBP: 0.289, SLG: 0.156	4-3		F7			4-3		L6-3		4	0	0	0	0	0	1
Tim Foli, R (1, 6) OBP: 0.340, SLG: 0.301	2B BB		6-3			6-3			5-3	3	0	0	0	1	0	0
Pepe Mangual, R (1, 8) OBP: 0.390, SLG: 0.375	1-3 2B			P4		1-3			G4-6-3 BB	3	0	1	0	1	0	0
Mike Jorgensen, L (1, 3) OBP: 0.305, SLG: 0.309	G6-4-3 BB			CS 1B			BB 1B		G4-6-3 1-2f	3	0	2	0	1	0	1
Larry Biittner, L (1, 7) OBP: 0.500, SLG: 0.563	G6-4-3 1-2f			1-2 1B			G6-4-3 1-2 BB			2	0	1	0	1	0	3
Tony Scott, S (1, 9) OBP: 0.250, SLG: 0.222		5-3		L7			K			3	0	0	0	0	1	3
Larry Parrish, R (1, 5) OBP: 0.348, SLG: 0.511		4-3			P1		G6-4-3 1-2f			3	0	0	0	0	0	2
Barry Foote, R (1, 2) OBP: 0.157, SLG: 0.179		5-3			5-3			5-3		3	0	0	0	0	0	0
Dennis Blair, R (1, 1)			F8		K			L6-3 1B		2	0	0	0	0	1	0
Pat Scanlon, L (8, PH) OBP: 0.556, SLG: 0.333										1	0	1	0	0	0	0
Donald DeMola, R (9, 1)										0	0	0	0	0	0	0
Inning Stats	R: 0 E: 0 K: 0 S: 3 H: 1 LOB: 2 BB: 2 P: 11	R: 0 E: 0 K: 0 S: 3 H: 0 LOB: 0 BB: 0 P: 3	R: 0 E: 0 K: 0 S: 3 H: 0 LOB: 0 BB: 0 P: 3	R: 0 E: 0 K: 0 S: 4 H: 2 LOB: 1 BB: 0 P: 4	R: 0 E: 0 K: 1 S: 5 H: 0 LOB: 0 BB: 0 P: 5	R: 0 E: 0 K: 0 S: 3 H: 0 LOB: 0 BB: 0 P: 3	R: 0 E: 0 K: 1 S: 5 H: 1 LOB: 1 BB: 1 P: 9	R: 0 E: 0 K: 0 S: 3 H: 1 LOB: 0 BB: 0 P: 3	R: 0 E: 0 K: 0 S: 2 H: 0 LOB: 0 BB: 1 P: 6	1B: 4 2B: 2 3B: 0 HR: 0	SF: 0 SAC: 0 DP: 4 HBP: 0						

	AB	27
	R	0
	H	5
	RBI	0
	BB	4
	SO	2
	LOB	10

WP: 0 PB: 0 SB: 0 CS: 1 PA: 31

livebaseballscorecards.com

PITCHER	IP	WLS	BF	H	R	ER	SO	BB	IBB	HBP	BLK	WP	HR	S	P	ERA	WHIP
Larry Dierker, R (1, 1) ERA: 3.53	9.0	W	31	5	0	0	2	4	0	0	0	0	0	31	47	0.00	1.000

PITCHER	IP	WLS	BF	H	R	ER	SO	BB	IBB	HBP	BLK	WP	HR	S	P	ERA	WHIP

Atlanta Braves @ Montreal Expos

Jarry Park, Montreal, QB

Mon May 12 1975, 7:05 PM EDT

Att. 7,432 - Unknown - 64 F

livebaseballscorecards.com

Batter	1	2	3	4	5	6	7	8	9	AB	R	H	RBI	BB	SO	LOB
Ralph Garr, L (1, 7) OBP: 0.291, SLG: 0.362	CS 1B		4-3		BB 1B			P4		4	0	2	0	0	0	0
Marty Perez, R (1, 4) OBP: 0.290, SLG: 0.278	P1 1-2		1B 1B		BBBB 4-0 1-2 BB			5-3		3	0	1	0	1	0	1
Darrell Evans, L (1, 5) OBP: 0.342, SLG: 0.446	FC6-4 1B		G5-4-3 1-2 1B		P3			SSS 0-3 K		4	0	2	0	0	1	2
Earl Williams, R (1, 3) OBP: 0.228, SLG: 0.324	FC6-4 1-2f		G5-4-3 1-2f			E8 G1-6-3			HR	4	1	1	1	0	0	3
Mike Lum, L (1, 9) OBP: 0.300, SLG: 0.286		6-3		4-3		G1-6-3 1-2f			G3	4	0	0	0	0	0	1
Larvell Blanks, R (1, 6) OBP: 0.313, SLG: 0.371		BBBB 4-0 FC4-6 BB		L4		6-3			F7	3	0	0	0	1	0	0
Rowland Office, L (1, 8) OBP: 0.344, SLG: 0.345		FC4-6 1B 1-2f		5-3			E4 G4-6-3		FC4-6 1B	4	0	1	0	0	0	1
Biff Pocoroba, S (1, 2) OBP: 0.182, SLG: 0.100		1-3 1-3 1B			F9		G4-6-3 1-2f		FC4-6 1-2f	4	0	1	0	0	0	2
Carl Morton, R (1, 1) OBP: 0.217, SLG: 0.182		1-3			F9		SSS 0-3 K			1	0	0	0	0	0	2
Mike Thompson, R (3, 1)										1	0	0	0	0	0	0
Bob Beall, S (7, PH)										1	0	0	0	0	1	0
Jamie Easterly, L (7, 1)										0	0	0	0	0	0	0
Inning Stats	R: 0 E: 0 K: 0 S: 4 H: 2 LOB: 1 BB: 0 P: 4	R: 0 E: 0 K: 0 S: 4 H: 1 LOB: 2 BB: 1 P: 8	R: 0 E: 0 K: 0 S: 4 H: 2 LOB: 1 BB: 0 P: 4	R: 0 E: 0 K: 0 S: 3 H: 0 LOB: 0 BB: 0 P: 3	R: 0 E: 0 K: 0 S: 4 H: 1 LOB: 2 BB: 1 P: 8	R: 0 E: 1 K: 0 S: 3 H: 0 LOB: 0 BB: 0 P: 3	R: 0 E: 1 K: 1 S: 5 H: 0 LOB: 0 BB: 0 P: 5	R: 0 E: 0 K: 1 S: 5 H: 0 LOB: 0 BB: 0 P: 5	R: 1 E: 0 K: 0 S: 5 H: 2 LOB: 1 BB: 0 P: 5	1B: 7 2B: 0 3B: 0 HR: 1 SF: 0 SAC: 0 DP: 3 HBP: 0							WP: 0 PB: 0 SB: 0 CS: 1 PA: 35

TOP	
AB	33
R	1
H	8
RBI	1
BB	2
SO	2
LOB	12

PITCHER		IP	WLS	BF	H	R	ER	SO	BB	IBB	HBP	BLK	WP	HR	S	P	ERA	WHIP
Steve Rogers, R ERA: 3.49	(1, 1)	9.0	W	35	8	1	1	2	2	0	0	0	0	1	37	45	1.00	1.111

PITCHER	IP	WLS	BF	H	R	ER	SO	BB	IBB	HBP	BLK	WP	HR	S	P	ERA	WHIP

Atlanta Braves @ Montreal Expos

Jarry Park, Montreal, QB

Mon May 12 1975, 7:05 PM EDT

Att. 7,432 - Unknown - 64 F

BOTTOM

Batter	1	2	3	4	5	6	7	8	9	AB	R	H	RBI	BB	SO	LOB
Larry Lintz, S (1, 4) OBP: 0.295, SLG: 0.139	BBBB 4-0 1B 1-3 E BB	x 0-0 ② 4-3	BBBB 4-0 S 3-H BB		SSS 0-3 ① K	x 0-0 ③ 4-3		x 0-0 ①② G4-6-3 1-2f		4	1	0	0	2	1	4
Tim Foli, R (1, 6) OBP: 0.349, SLG: 0.299	x 0-0 ① 1-3 1-2	SSS 0-3 ③ K	BBBB 4-0 1-2 BB		x 0-0 4-3 FC 1-3 1B		x 0-0 ① G3	BBBB 4-0 BB		4	0	1	0	2	1	1
Pepe Mangual, R (1, 8) OBP: 0.387, SLG: 0.372	x 0-0 E BB 3-1 2-3 1B	x 0-0 1B S 2B 1B x 0-0 6-3 ③			x 0-0 FC 4-3 1-2 3-H		x 0-0 ② F8	x 0-0 ③ P3		6	2	2	1	0	0	4
Mike Jorgensen, L (1, 3) OBP: 0.320, SLG: 0.310	BBBB 4-0 3-1 E 1-2 BB		x 0-0 2B 1-3 HR 1B	x 0-0 ① P6	x 0-0 ② 4-3 1-2 2-3		BBBB 4-0 BB E 1B BB			3	2	1	0	2	0	2
Larry Biittner, L (1, 7) OBP: 0.500, SLG: 0.600 Bob Bailey, R (7, PH) OBP: 0.190, SLG: 0.056 Jerry White, S (8, 7)	x 0-0 E6 3-1 1-2 2-3 3-H		x 0-0 HR 1-3 3-H 2B	x 0-0 BB 1B	x 0-0 ③ 4-3		x 0-0 E5 BB 1-2 1B			4 1 0	1 1 0	2 0 0	2 0 0	0 0 0	0 0 0	4 1 0
Pat Scanlon, L (1, 5) OBP: 0.571, SLG: 0.700	x 0-0 ② 3-1 1-2 2-3 3-H		x 0-0 HR 2-H 3-H	SSS 0-3 ② K		x 0-0 BB 1B	BBBB 4-0 1B 1-2 2-3 BB			4	1	2	4	1	1	3
Tony Scott, S (1, 9) OBP: 0.274, SLG: 0.239	x 0-0 ③ F7		x 0-0 G3 5-3 PB 1B	BBBB 4-0 1-2 BB		x 0-0 ① F8	x 0-0 1-3 2-H 3-H 1B			4	1	2	2	1	0	3
Gary Carter, R (1, 2) OBP: 0.282, SLG: 0.386		x 0-0 HR	x 0-0 ① 5-3 1-2	x 0-0 ③ 1-3		SSS 0-3 ② K	x 0-0 ③ P2			5	1	1	1	0	1	6
Steve Rogers, R (1, 1) OBP: 0.357, SLG: 0.250		SSS 0-3 ① K	x 0-0 ② G3 2-3	BBBB 4-0 1B FC BB		BBBB 4-0 1-2 BB		x 0-0 G4-6-3 1B		3	1	1	0	2	1	1
Inning Stats	R: 2 E: 1 K: 0 S: 5 H: 1 LOB: 2 BB: 2 P: 13	R: 1 E: 0 K: 2 S: 8 H: 1 LOB: 0 BB: 0 P: 8	R: 5 E: 0 K: 0 S: 8 H: 5 LOB: 2 BB: 2 P: 16	R: 0 E: 0 K: 1 S: 6 H: 1 LOB: 2 BB: 1 P: 10	R: 1 E: 0 K: 1 S: 7 H: 1 LOB: 2 BB: 1 P: 11	R: 0 E: 0 K: 1 S: 6 H: 1 LOB: 2 BB: 1 P: 10	R: 2 E: 1 K: 0 S: 5 H: 1 LOB: 2 BB: 2 P: 13	R: 0 E: 0 K: 0 S: 3 H: 1 LOB: 1 BB: 1 P: 7		1B: 9 2B: 1 3B: 0 HR: 2 SF: 0 SAC: 0 DP: 1 HBP: 0						

livebaseballscorecards.com

AB	38
R	11
H	12
RBI	10
BB	10
SO	5
LOB	29

PITCHER		IP	WLS	BF	H	R	ER	SO	BB	IBB	HBP	BLK	WP	HR	S	P	ERA	WHIP
Carl Morton, R ERA: 3.7	(1, 1)	2.0	L	15	6	7	6	2	2	0	0	0	0	2	17	25	27.00	4.000
Mike Thompson, R ERA: 3.0	(3, 1)	4.0		22	4	2	1	3	5	0	0	0	0	0	23	43	2.25	2.250
Jamie Easterly, L ERA:	(7, 1)	2.0		11	2	2	0	0	3	0	0	0	0	0	8	20	0.00	2.500

PITCHER	IP	WLS	BF	H	R	ER	SO	BB	IBB	HBP	BLK	WP	HR	S	P	ERA	WHIP

Atlanta Braves @ Montreal Expos

Jarry Park, Montreal, QB

Tue May 13 1975, 7:05 PM EDT

Att. 8,162 - Unknown - 73 F

Batter	1	2	3	4	5	6	7	8	9	AB	R	H	RBI	BB	SO	LOB
Ralph Garr, L (1, 7) OBP: 0.292, SLG: 0.356	6-3	F8			1B FC 1-2 1B 1B	F9		6-3	BB 1-2	5	1	1	0	1	0	2
Marty Perez, R (1, 4) OBP: 0.299, SLG: 0.290	1B 2B BB		F9		FC 1B 1-2 2-3 1B	1B 1-2 FC3-6 1B		BB 2B	F8	5	3	2	0	1	0	4
Darrell Evans, L (1, 5) OBP: 0.351, SLG: 0.452	2B 1-2 1B		K		1B 1-2 2-3 3-H 3B 1B	FC3-6 1-3 2-H 1B		K		5	1	3	2	0	2	1
Earl Williams, R (1, 3) OBP: 0.250, SLG: 0.346	1-3 2-H 2B		F7		1-2 2-H 3-H 3B 1B	FC3-6 1-2f 3-H		BB BB		4	1	2	4	1	0	1
Mike Lum, L (1, 8) OBP: 0.303, SLG: 0.300	K			F8	1-H 2-H 1B 3B	P3		1-2 2-3 BB		4	1	1	2	1	1	3
Cito Gaston, R (1, 9) OBP: 0.100, SLG: 0.400	K			5-3	P3		K	F9		5	0	0	0	0	2	6
Larvell Blanks, R (1, 6) OBP: 0.317, SLG: 0.367		BB		L9	3-H 1B		F7		5-3	4	0	1	1	1	0	0
Vic Correll, R (1, 2) OBP: 0.283, SLG: 0.325		F8			F8 5-3		BB		BB 1B	4	0	1	0	1	0	2
Ron Reed, R (1, 1) OBP: 0.261, SLG: 0.318		K			FC 1B 1B BB	1B 1B 1B	K		K	4	2	1	0	1	3	3
Max Leon, R (9, 1)										0	0	0	0	0	0	0

Inning Stats	1	2	3	4	5	6	7	8	9			
	R: 1 E: 0 K: 2 S: 9	H: 2 LOB: 2 BB: 1 P: 13	R: 0 E: 0 K: 1 S: 5	H: 0 LOB: 1 BB: 1 P: 9	R: 0 E: 0 K: 1 S: 5	H: 0 LOB: 0 BB: 0 P: 5	R: 0 E: 0 K: 0 S: 3	H: 0 LOB: 0 BB: 0 P: 3	R: 6 E: 0 K: 0 S: 9	H: 5 LOB: 1 BB: 1 P: 13	R: 2 E: 0 K: 0 S: 6	H: 3 LOB: 1 BB: 0 P: 6
	R: 0 E: 0 K: 2 S: 7	H: 0 LOB: 1 BB: 1 P: 11	R: 0 E: 0 K: 1 S: 6	H: 1 LOB: 3 BB: 2 P: 14	R: 0 E: 0 K: 1 S: 6	H: 1 LOB: 2 BB: 1 P: 10	1B: 9 2B: 2 3B: 1 HR: 0	SF: 0 SAC: 0 DP: 0 HBP: 0	WP: 0 PB: 0 SB: 0 CS: 0	PA: 47		

PITCHER		IP	WLS	BF	H	R	ER	SO	BB	IBB	HBP	BLK	WP	HR	S	P	ERA	WHIP
Dave McNally, L ERA: 4.89	(1, 1)	4.1	L	23	6	7	7	4	3	0	0	0	0	0	28	40	14.54	2.077
Chuck Taylor, R ERA: 3.94	(5, 1)	1.2		9	4	2	2	0	0	0	0	0	0	0	9	9	10.80	2.400
Donald DeMola, R ERA: 4.66	(7, 1)	1.0		4	0	0	0	2	1	0	0	0	0	0	7	11	0.00	1.000
John Montague, R ERA:	(8, 1)	2.0		11	2	0	0	2	3	0	0	0	0	0	12	24	0.00	2.500

PITCHER	IP	WLS	BF	H	R	ER	SO	BB	IBB	HBP	BLK	WP	HR	S	P	ERA	WHIP

TOP

AB	40
R	9
H	12
RBI	9
BB	7
SO	8
LOB	22

livebaseballscorecards.com

Atlanta Braves @ Montreal Expos

Jarry Park, Montreal, QB

Tue May 13 1975, 7:05 PM EDT

Att. 8,162 - Unknown - 73 F

BOTTOM

Batter	1	2	3	4	5	6	7	8	9	AB	R	H	RBI	BB	SO	LOB
Larry Lintz, S (1, 4) OBP: 0.306, SLG: 0.171	SH5-3 S 6-3 1B	K		S 1B		K		F9		5	1	2	0	0	2	3
Tim Foli, R (1, 6) OBP: 0.345, SLG: 0.297	SH5-3 1-3		E SH1 1B 1B	4-3 1-2		3-1		F2		4	1	1	0	0	0	2
Pepe Mangual, R (1, 8) OBP: 0.382, SLG: 0.367	6-3 3-H		SH1 1-2		1B 1B		5-3	K		4	0	1	1	0	1	0
Mike Jorgensen, L (1, 3) OBP: 0.333, SLG: 0.318	S BB		E5 1B 2-3		0-0 1-2 1B		1B 1B 1B		P5	4	1	2	0	1	0	1
Larry Biittner, L (1, 7) OBP: 0.517, SLG: 0.600	K 1-2		1-3 3-H 1B		K		1B SF9 1-2 1B		BB BB 1B	5	1	3	1	0	2	3
Pat Scanlon, L (1, 5) OBP: 0.526, SLG: 0.571		F8	K		K		1B 1-3 2-H 1B		BB 1-2 BB	4	0	1	1	1	2	4
Tony Scott, S (1, 9) OBP: 0.269, SLG: 0.239	S 1B	F7		1-3		SF9 3-H			F5	4	0	1	1	0	0	6
Gary Carter, R (1, 2) OBP: 0.301, SLG: 0.392	P4 1-2		F7		FC6-4 1B	1B 1-2 1B			FC6-4 1-2 2-3 BB	4	0	2	0	1	0	1
Dave McNally, R (1, 1) OBP: 0.350, SLG: 0.133	BB		K		FC6-4 1-2f	6-3			FC6-4 1-2f	1	0	0	0	1	1	0
Chuck Taylor, R (5, 1)										0	0	0	0	0	0	0
Jerry White, S (6, PH)										1	0	0	0	0	0	1
Donald DeMola, R (7, 1)										0	0	0	0	0	0	0
Jose Morales, R (7, PH) OBP: 0.400, SLG: 0.444										1	0	0	0	0	0	2
John Montague, R (8, 1)										0	0	0	0	0	0	0
Bob Bailey, R (9, PH) OBP: 0.182, SLG: 0.053										1	0	0	0	0	0	3
Inning Stats	R: 1 E: 0 K: 1 S: 6 H: 1 LOB: 1 BB: 1 P: 10	R: 0 E: 0 K: 1 S: 6 H: 1 LOB: 2 BB: 1 P: 10	R: 1 E: 1 K: 1 S: 8 H: 2 LOB: 2 BB: 0 P: 8	R: 0 E: 0 K: 1 S: 6 H: 1 LOB: 1 BB: 0 P: 6	R: 0 E: 0 K: 2 S: 9 H: 2 LOB: 2 BB: 0 P: 9	R: 0 E: 0 K: 1 S: 6 H: 1 LOB: 1 BB: 0 P: 6	R: 2 E: 0 K: 0 S: 7 H: 4 LOB: 2 BB: 0 P: 7	R: 0 E: 0 K: 1 S: 5 H: 0 LOB: 0 BB: 0 P: 5	R: 0 E: 0 K: 0 S: 4 H: 1 LOB: 3 BB: 2 P: 12	1B: 13 2B: 0 3B: 0 HR: 0	SF: 1 SAC: 2 DP: 0 HBP: 0						

PITCHER		IP	WLS	BF	H	R	ER	SO	BB	IBB	HBP	BLK	WP	HR	S	P	ERA	WHIP
Ron Reed, R ERA: 4.22	(1, 1)	8.1	W	42	13	4	4	8	3	0	0	0	0	0	55	67	4.32	1.920
Max Leon, R ERA: 4.32	(9, 1)	0.2		3	0	0	0	0	1	0	0	0	0	0	2	6	0.00	1.500

PITCHER	IP	WLS	BF	H	R	ER	SO	BB	IBB	HBP	BLK	WP	HR	S	P	ERA	WHIP

livebaseballscorecards.com

AB	38
R	4
H	13
RBI	4
BB	4
SO	8
LOB	26

WP: 0 PA: 45
PB: 0
SB: 4
CS: 0

Batter	1	2	3	4	5	6	7	8	9	AB	R	H	RBI	BB	SO	LOB
Ralph Garr, L (1, 7) OBP: 0.283, SLG: 0.344	6-3		F8		6-3	4-3			K	5	0	0	0	0	1	2
Marty Perez, R (1, 4) OBP: 0.289, SLG: 0.279	F8		6-3		4-3		F7		4-3	5	0	0	0	0	0	0
Darrell Evans, L (1, 5) OBP: 0.353, SLG: 0.446	1B BB		PB 1B		K		4-3		K	4	0	1	0	1	2	0
Dusty Baker Jr., R (1, 9) OBP: 0.324, SLG: 0.388	1-2 1B		PB 1-2 1B			K	K			4	0	2	0	0	2	0
Mike Lum, L (1, 3) OBP: 0.309, SLG: 0.301	3-1		1-2 2-3 BB			K		1B G6-4-3 1B		3	1	1	0	1	1	2
Cito Gaston, R (1, 8) OBP: 0.214, SLG: 0.643		F7	K			HR		1-3 G6-4-3 1B		4	1	2	1	0	1	3
Larvell Blanks, R (1, 6) OBP: 0.315, SLG: 0.381		F9		P6		1B 3B		1-2f 3-H G6-4-3		4	1	1	0	0	0	1
Vic Correll, R (1, 2) OBP: 0.302, SLG: 0.372		HR		K		1B IBB		1B		3	1	2	1	1	1	0
Roric Harrison, R (1, 1) OBP: 0.333, SLG: 0.364		P6		K		1-3 3-H 1B			4-3	3	0	1	1	0	1	0
Dave May, L (8, PH) OBP: 0.308, SLG: 0.182										1	0	0	0	0	0	1
Max Leon, R (8, 1)										0	0	0	0	0	0	0
Inning Stats	R: 0 E: 0 K: 0 S: 4 H: 1 LOB: 2 BB: 1 P: 8	R: 1 E: 0 K: 0 S: 4 H: 1 LOB: 0 BB: 0 P: 4	R: 0 E: 0 K: 1 S: 7 H: 2 LOB: 3 BB: 1 P: 11	R: 0 E: 0 K: 2 S: 7 H: 0 LOB: 0 BB: 0 P: 7	R: 0 E: 0 K: 1 S: 5 H: 0 LOB: 0 BB: 0 P: 5	R: 2 E: 0 K: 2 S: 10 H: 3 LOB: 2 BB: 1 P: 14	R: 0 E: 0 K: 1 S: 5 H: 0 LOB: 0 BB: 0 P: 5	R: 1 E: 0 K: 0 S: 5 H: 3 LOB: 1 BB: 0 P: 5	R: 0 E: 0 K: 2 S: 7 H: 0 LOB: 0 BB: 0 P: 7	1B: 7 2B: 0 3B: 1 HR: 2 SF: 0 SAC: 0 DP: 1 HBP: 0							

PITCHER	IP	WLS	BF	H	R	ER	SO	BB	IBB	HBP	BLK	WP	HR	S	P	ERA	WHIP
Woodie Fryman, L (1, 1) ERA: 1.81	7.0	W	31	7	3	3	7	2	1	0	0	0	2	42	54	3.86	1.286
John Montague, R (8, 1) ERA: 0.77	2.0	S	8	3	1	1	2	0	0	0	0	0	0	12	12	4.50	1.500

PITCHER	IP	WLS	BF	H	R	ER	SO	BB	IBB	HBP	BLK	WP	HR	S	P	ERA	WHIP

Atlanta Braves @ Montreal Expos

Jarry Park, Montreal, QB

Wed May 14 1975, 7:05 PM EDT

Att. 8,227 - Unknown

TOP

livebaseballscorecards.com

AB	36
R	4
H	10
RBI	3
BB	3
SO	9
LOB	9

Atlanta Braves @ Montreal Expos

Jarry Park, Montreal, QB

Wed May 14 1975, 7:05 PM EDT

Att. 8,227 - Unknown

BOTTOM

Batter	1	2	3	4	5	6	7	8	9	AB	R	H	RBI	BB	SO	LOB
Larry Lintz, S (1, 4) OBP: 0.308, SLG: 0.182	4-3		SH1-3 1B		6-3		E 1B 1-3 3-H 2B			3	0	1	0	0	0	0
Jose Morales, R (7, PH) OBP: 0.455, SLG: 0.600										1	0	1	1	0	0	0
Pete Mackanin, R (7, PR) OBP: 0.340, SLG: 0.420 (8, 4)										0	1	0	0	0	0	0
Tim Foli, R (1, 6) OBP: 0.345, SLG: 0.291	BBBB G6-4-3 BB		SH1-3 1-2		F4		E6 1B 2-3 3-H			2	0	0	0	1	0	1
Pepe Mangual, R (1, 8) OBP: 0.377, SLG: 0.363	G6-4-3 1-2f		K			P6 1-3 3-H 1B				4	0	1	1	0	1	2
Mike Jorgensen, L (1, 3) OBP: 0.321, SLG: 0.304		K	F8			F7		F8		4	0	0	0	0	1	1
Larry Biittner, L (1, 7) OBP: 0.455, SLG: 0.517		4-3		6-3		F7		1-5-3		4	0	0	0	0	0	0
Larry Parrish, R (1, 5) OBP: 0.344, SLG: 0.495		BBBB HR BB		E6 WP			5-3	K		3	1	0	0	1	1	0
Gary Carter, R (1, 9) OBP: 0.314, SLG: 0.455		1-H HR		P6 1-2			1B 2B 2B			3	2	2	2	0	0	1
Barry Foote, R (1, 2) OBP: 0.174, SLG: 0.207		2B		F7			2B E 2-3 1B			3	1	2	0	0	0	1
Woodie Fryman, R (1, 1) OBP: 0.133, SLG: 0.200		P2			P3		P6			2	0	0	0	0	0	1
Pat Scanlon, L (7, PH) OBP: 0.500, SLG: 0.533										1	0	0	0	0	0	2
John Montague, R (8, 1)										0	0	0	0	0	0	0
Inning Stats	R: 0 E: 0 K: 0 S: 2 H: 0 LOB: 0 BB: 1 P: 6	R: 2 E: 0 K: 1 S: 7 H: 2 LOB: 1 BB: 1 P: 11	R: 0 E: 0 K: 1 S: 6 H: 1 LOB: 1 BB: 0 P: 6	R: 0 E: 1 K: 0 S: 4 H: 0 LOB: 1 BB: 0 P: 4	R: 0 E: 0 K: 0 S: 3 H: 0 LOB: 0 BB: 0 P: 3	R: 0 E: 0 K: 0 S: 3 H: 0 LOB: 0 BB: 0 P: 3	R: 3 E: 1 K: 0 S: 7 H: 4 LOB: 2 BB: 0 P: 7	R: 0 E: 0 K: 1 S: 5 H: 0 LOB: 0 BB: 0 P: 5		1B: 3 2B: 3 3B: 0 HR: 1 SF: 0 SAC: 1 DP: 1 HBP: 0						

livebaseballscorecards.com

AB	30
R	5
H	7
RBI	4
BB	2
SO	3
LOB	9

WP: 1 PA: 33
PB: 0
SB: 0
CS: 0

PITCHER		IP	WLS	BF	H	R	ER	SO	BB	IBB	HBP	BLK	WP	HR	S	P	ERA	WHIP
Roric Harrison, R ERA: 2.88	(1, 1)	7.0	L	30	7	5	3	2	2	0	0	0	1	1	32	40	3.86	1.286
Max Leon, R ERA: 3.86	(8, 1)	1.0		3	0	0	0	1	0	0	0	0	0	0	5	5	0.00	0.000

PITCHER	IP	WLS	BF	H	R	ER	SO	BB	IBB	HBP	BLK	WP	HR	S	P	ERA	WHIP

Batter	1	2	3	4	5	6	7	8	9	AB	R	H	RBI	BB	SO	LOB
Pete Rose, S (1, 7) OBP: 0.398, SLG: 0.408	1-3	2-H 1B			F7		WP 1-2 BB		BB 1-3 2-H 1B	4	0	2	1	1	0	0
Joe Morgan, L (1, 4) OBP: 0.506, SLG: 0.512	E 2B		4-3		G6-4-3 BB		1-2 2-3 BB		K	3	1	1	0	2	1	2
Johnny Bench, R (1, 2) OBP: 0.327, SLG: 0.438	E2 FC BB 2-H 1B		FC5-4 1B BB		G6-4-3 1-2f		K		FC4-6 1-2 BB	3	0	1	0	2	1	4
Tony Perez, R (1, 3) OBP: 0.291, SLG: 0.383	FC 1-2 BB		FC5-4 1-2 1B			K		6-3	FC4-6 1-2f	4	0	1	0	1	1	3
Dave Concepcion, R (1, 6) OBP: 0.342, SLG: 0.373	FC G6-4-3 1-2 2-3		FC5-4 1-2f 2-3			CS 1B		CS 1B		4	0	2	0	0	0	4
Cesar Geronimo, L (1, 8) OBP: 0.381, SLG: 0.425	G6-4-3 1-2f		4-3			G3 1-2		K 1-2		4	0	0	0	0	1	7
George Foster, R (1, 9) OBP: 0.280, SLG: 0.548		K		6-3			5-3		1-3	4	0	0	0	0	1	0
Darrel Chaney, S (1, 5) OBP: 0.143, SLG: 0.065		E4 WP 1B		B6			WP BB BB		E6 1B 1B	2	0	0	0	0	0	0
Dan Driessen, L (7, PH) OBP: 0.380, SLG: 0.268										0	0	0	0	1	0	0
John Vukovich, R (7, 5) OBP: 0.293, SLG: 0.297										0	0	0	0	0	0	0
Ken Griffey, L (9, PH) OBP: 0.450, SLG: 0.471										1	1	0	0	0	0	0
Jack Billingham, R (1, 1) OBP: 0.125, SLG: 0.125		K 1-2		K			F7		1B 1-2 1B	2	0	0	0	0	2	1
Terry Crowley, L (7, PH) OBP: 0.529, SLG: 0.667										1	0	0	0	0	0	1
Clay Carroll, R (7, 1)										0	0	0	0	0	0	0
Will McEnaney, L (8, 1)										0	0	0	0	0	0	0
Merv Rettenmund, R (9, PH) OBP: 0.278, SLG: 0.200										1	0	1	0	0	0	0
Inning Stats	R: 1 E: 1 K: 0 S: 5 H: 2 LOB: 2 BB: 1 P: 9	R: 0 E: 1 K: 2 S: 8 H: 1 LOB: 2 BB: 0 P: 8	R: 0 E: 0 K: 0 S: 4 H: 1 LOB: 2 BB: 1 P: 8	R: 0 E: 0 K: 1 S: 5 H: 0 LOB: 0 BB: 0 P: 5	R: 0 E: 0 K: 0 S: 2 H: 0 LOB: 0 BB: 1 P: 6	R: 0 E: 0 K: 1 S: 5 H: 1 LOB: 0 BB: 0 P: 5	R: 0 E: 0 K: 1 S: 5 H: 0 LOB: 3 BB: 3 P: 17	R: 0 E: 0 K: 1 S: 5 H: 1 LOB: 1 BB: 0 P: 5	R: 1 E: 1 K: 1 S: 8 H: 2 LOB: 3 BB: 1 P: 12	1B: 7 2B: 2 3B: 0 HR: 0 SF: 0 SAC: 0 DP: 3 HBP: 0						

PITCHER		IP	WLS	BF	H	R	ER	SO	BB	IBB	HBP	BLK	WP	HR	S	P	ERA	WHIP
Dennis Blair, R ERA: 2.72	(1, 1)	8.1	W	37	8	2	0	6	6	0	0	0	2	0	43	67	0.00	1.680
Chuck Taylor, R ERA: 3.78	(9, 1)	0.2	S	3	0	0	0	1	1	0	0	0	0	0	4	8	0.00	1.500

PITCHER	IP	WLS	BF	H	R	ER	SO	BB	IBB	HBP	BLK	WP	HR	S	P	ERA	WHIP

TOP

Cincinnati Reds @ Montreal Expos

Jarry Park, Montreal, QB

Fri May 16 1975, 7:05 PM EDT

Att. 11,136 - Unknown - 68 F

livebaseballscorecards.com

AB	33
R	2
H	8
RBI	1
BB	7
SO	7
LOB	22

1B: 7	SF: 0	WP: 2	PA: 40
2B: 2	SAC: 0	PB: 0	
3B: 0	DP: 3	SB: 0	
HR: 0	HBP: 0	CS: 2	

Cincinnati Reds @ Montreal Expos

Jarry Park, Montreal, QB

Fri May 16 1975, 7:05 PM EDT

Att. 11,136 - Unknown - 68 F

livebaseballscorecards.com

BOTTOM

Batter	1	2	3	4	5	6	7	8	9	AB	R	H	RBI	BB	SO	LOB
Larry Lintz, S (1, 4) OBP: 0.321, SLG: 0.208	L3 1B		CS 1B		4-3			1-3		4	0	2	0	0	0	0
Tim Foli, R (1, 6) OBP: 0.328, SLG: 0.286	L3 1-2		CS 1-2	6-3		4-3		1B 2B		4	1	1	0	0	0	1
Pepe Mangual, R (1, 8) OBP: 0.366, SLG: 0.351	P6			1B 1B 4-3 1B		5-3		WP 2-H 1B 1B		4	2	2	1	0	0	0
Mike Jorgensen, L (1, 3) OBP: 0.331, SLG: 0.320		4-3		4-3 1B 1-2 1B		BBBB BB		SSS K 1-2		3	0	1	0	1	1	1
Larry Biittner, L (1, 7) OBP: 0.459, SLG: 0.606 Jose Morales, R (8, PH) OBP: 0.538, SLG: 0.727 Jerry White, S (8, PR) (9, 7)		HR		4-3 1-2 2-3 1B		L5		E 1B IBB		3 0 0	1 0 0	2 0 0	1 0 0	0 1 0	0 0 0	1 0 0
Tony Scott, S (1, 9) OBP: 0.268, SLG: 0.240	SSS K			4-3 1-2 2-3 3-H			E5 G6-4-3	E7 1-3 2-H 1B		4	0	1	2	0	1	2
Larry Parrish, R (1, 5) OBP: 0.333, SLG: 0.470	6-3			6-3			G6-4-3 1-2f	F7		4	0	0	0	0	0	6
Gary Carter, R (1, 2) OBP: 0.323, SLG: 0.439			F9		6-3		BBBB BB			2	0	0	0	1	0	0
Dennis Blair, R (1, 1) Chuck Taylor, R (9, 1)			4-3		1-3		SSS K			3 0	0 0	0 0	0 0	0 0	1 0	1 0
Inning Stats	R: 0 H: 1 E: 0 LOB: 0 K: 0 BB: 0 S: 3 P: 3	R: 1 H: 1 E: 0 LOB: 0 K: 1 BB: 0 S: 6 P: 6	R: 0 H: 1 E: 0 LOB: 0 K: 0 BB: 0 S: 3 P: 3	R: 1 H: 3 E: 0 LOB: 2 K: 0 BB: 0 S: 6 P: 6	R: 0 H: 0 E: 0 LOB: 0 K: 0 BB: 0 S: 3 P: 3	R: 0 H: 0 E: 0 LOB: 1 K: 0 BB: 1 S: 3 P: 7	R: 0 H: 0 E: 1 LOB: 1 K: 1 BB: 1 S: 5 P: 9	R: 2 H: 3 E: 1 LOB: 3 K: 1 BB: 1 S: 8 P: 12		1B: 7 SF: 0 2B: 2 SAC: 0 3B: 0 DP: 2 HR: 1 HBP: 0						

	AB	31
	R	4
	H	9
	RBI	4
	BB	3
	SO	3
	LOB	12

WP: 1 PA: 35
PB: 0
SB: 0
CS: 1

PITCHER		IP	WLS	BF	H	R	ER	SO	BB	IBB	HBP	BLK	WP	HR	S	P	ERA	WHIP
Jack Billingham, R ERA: 3.98	(1, 1)	6.0	L	23	6	2	2	1	1	0	0	0	0	1	24	28	3.00	1.167
Clay Carroll, R ERA: 2.16	(7, 1)	1.1		7	2	2	2	1	1	0	0	0	0	0	8	12	13.50	2.250
Will McEnaney, L ERA: 1.76	(8, 1)	0.2		4	1	0	0	1	0	1	0	0	1	0	5	9	0.00	1.500

PITCHER	IP	WLS	BF	H	R	ER	SO	BB	IBB	HBP	BLK	WP	HR	S	P	ERA	WHIP

Batter	1	2	3	4	5	6	7	8	9	10	AB	R	H	RBI	BB	SO	LOB
Pete Rose, S (1, 5) (6, 7) OBP: 0.398, SLG: 0.414	4-3		K		FC3-6, 1-3, 3-H, 2B		BB, 1B		G3		5	0	2	1	0	1	0
Ken Griffey, L (1, 9) OBP: 0.467, SLG: 0.506	6-3, S, BB			1-3, BLK, BB	E6, FC3-6, 3-H		1-2, BB			HR	2	1	1	2	3	0	1
Joe Morgan, L (1, 4) OBP: 0.491, SLG: 0.492	6-3, 1-3			K, 1-2	FC3-6, 1-2f, 2-3		G3			F9	5	0	0	0	0	1	6
Johnny Bench, R (1, 2) OBP: 0.323, SLG: 0.450	6-3			1-3, 2-3	F2			F8		HR	5	1	1	1	0	0	4
Dan Driessen, L (1, 7) OBP: 0.358, SLG: 0.250		F8		K		4-3		P6		F5-3	3	0	0	0	0	1	1
John Vukovich, R (6, 5) OBP: 0.293, SLG: 0.297											0	0	0	0	0	0	0
Merv Rettenmund, R (8, PH) OBP: 0.270, SLG: 0.194											1	0	0	0	0	0	0
Doug Flynn, R (8, 5) OBP: 0.235, SLG: 0.194											1	0	0	0	0	0	0
Tony Perez, R (1, 3) OBP: 0.294, SLG: 0.383		F9			E, 1B, 1B	5-3		1B		F3	5	1	2	0	0	0	0
Dave Concepcion, R (1, 6) OBP: 0.333, SLG: 0.363		6-3			E5, E, 1B, 2B, 1-2	K		L6			4	1	0	0	0	1	2
Cesar Geronimo, L (1, 8) OBP: 0.377, SLG: 0.419			4-3		E7, 2B, E, 1B, 1-3, 2-H		K		P6		4	1	1	1	0	1	0
Fred Norman, S (1, 1)			K		K		6-3		F9		3	0	0	0	0	2	2
Terry Crowley, L (9, PH) OBP: 0.500, SLG: 0.625											1	0	0	0	0	0	0
Pedro Borbon, R (9, 1) OBP: 0.250, SLG: 0.250											0	0	0	0	0	0	0
Will McEnaney, L (9, 1)											0	0	0	0	0	0	0
Inning Stats	R: 0 E: 0 K: 0 S: 3 / H: 0 LOB: 1 BB: 1 P: 7	R: 0 E: 0 K: 0 S: 3 / H: 0 LOB: 0 BB: 0 P: 3	R: 0 E: 0 K: 2 S: 7 / H: 0 LOB: 0 BB: 0 P: 7	R: 0 E: 0 K: 2 S: 7 / H: 0 LOB: 1 BB: 1 P: 11	R: 3 E: 3 K: 1 S: 10 / H: 3 LOB: 2 BB: 0 P: 10	R: 0 E: 0 K: 1 S: 5 / H: 0 LOB: 0 BB: 0 P: 5	R: 0 E: 0 K: 1 S: 6 / H: 1 LOB: 2 BB: 1 P: 10	R: 0 E: 0 K: 0 S: 4 / H: 1 LOB: 1 BB: 0 P: 4	R: 0 E: 0 K: 0 S: 3 / H: 0 LOB: 0 BB: 0 P: 3	R: 2 E: 0 K: 0 S: 5 / H: 2 LOB: 0 BB: 0 P: 5	1B: 4 2B: 1 3B: 0 HR: 2	SF: 0 SAC: 0 DP: 0 HBP: 0						

PITCHER	IP	WLS	BF	H	R	ER	SO	BB	IBB	HBP	BLK	WP	HR	S	P	ERA	WHIP
Steve Rogers, R (1, 1) ERA: 3.15	7.0		30	4	3	1	7	3	0	0	1	0	0	41	53	1.29	1.000
John Montague, R (8, 1) ERA: 1.84	3.0	L	12	3	2	2	0	0	0	0	0	0	2	12	12	6.00	1.000

PITCHER	IP	WLS	BF	H	R	ER	SO	BB	IBB	HBP	BLK	WP	HR	S	P	ERA	WHIP

TOP

Cincinnati Reds @ Montreal Expos

Jarry Park, Montreal, QB

Sat May 17 1975, 3:33 AM EDT

Att. 18,142 - Unknown

livebaseballscorecards.com

AB	39
R	5
H	7
RBI	5
BB	3
SO	7
LOB	16

WP: 0 PB: 0 SB: 1 CS: 0

PA: 42

Cincinnati Reds @ Montreal Expos

Jarry Park, Montreal, QB

Sat May 17 1975, 3:33 AM EDT

Att. 18,142 - Unknown

BOTTOM

livebaseballscorecards.com

Batter	1	2	3	4	5	6	7	8	9	10	AB	R	H	RBI	BB	SO	LOB
Pepe Mangual, R (1, 8) OBP: 0.372, SLG: 0.353	K		1B		B1-3		SH1-4 BB		FC4 SH1-4 1B	K	5	0	2	0	1	2	3
Tim Foli, R (1, 6) OBP: 0.326, SLG: 0.284	F8		B2		2B 1B		SH1-4 1-2		SH1-4 1-2	P4	4	1	1	0	0	0	4
Gary Carter, R (1, 9) OBP: 0.327, SLG: 0.442	K		5-3		1-H 1B 2B		5-3		FC4 IBB		4	0	1	1	1	1	2
Bob Bailey, R (1, 7) OBP: 0.323, SLG: 0.222		BB 1B		S 1B	2-H 1B		FC6-4 IBB		FC4 FC6-4 1-2f 2-3		3	0	3	0	1	0	0
Mike Jorgensen, L (9, PH) OBP: 0.328, SLG: 0.317 (10, 7)											1	0	0	0	0	0	2
Larry Parrish, R (1, 5) OBP: 0.318, SLG: 0.448		B2		K 1-2		K	FC6-4 1-2f		FC6-4 1-2f		5	0	0	0	0	2	6
Hal Breeden, R (1, 3) OBP: 0.462, SLG: 0.333		BB 1-2		BB		5-3		P3		F7	3	0	0	0	2	0	0
Pete Mackanin, R (1, 4) OBP: 0.387, SLG: 0.509		P2		P3		HR		BB		1B 1B 1B	4	1	2	1	1	0	4
Barry Foote, R (1, 2) OBP: 0.186, SLG: 0.208		F8		P5		6-3		K		1B 1-2 1B	5	0	1	0	0	1	5
Jerry White, S (10, PR)											0	0	0	0	0	0	0
Steve Rogers, R (1, 1) OBP: 0.313, SLG: 0.214			6-3		K		HR	K		1-2 2-3 1B	2	0	0	0	0	1	0
Jose Morales, R (7, PH) OBP: 0.571, SLG: 1.000											1	1	1	1	0	0	0
John Montague, R (8, 1)											1	0	0	0	0	1	1
Tony Scott, S (10, PH) OBP: 0.277, SLG: 0.250											1	0	1	0	0	0	0

Inning Stats	1	2	3	4	5	6	7	8	9	10
	R: 0 H: 0 E: 0 LOB: 0 K: 2 BB: 0 S: 7 P: 7	R: 0 H: 1 E: 0 LOB: 2 K: 0 BB: 1 S: 4 P: 8	R: 0 H: 1 E: 0 LOB: 1 K: 0 BB: 0 S: 4 P: 4	R: 0 H: 1 E: 0 LOB: 2 K: 1 BB: 1 S: 6 P: 10	R: 1 H: 3 E: 0 LOB: 2 K: 1 BB: 0 S: 7 P: 7	R: 1 H: 1 E: 0 LOB: 0 K: 1 BB: 0 S: 6 P: 6	R: 1 H: 1 E: 0 LOB: 2 K: 0 BB: 2 S: 4 P: 12	R: 0 H: 0 E: 0 LOB: 1 K: 2 BB: 1 S: 7 P: 11	R: 0 H: 1 E: 0 LOB: 2 K: 0 BB: 1 S: 4 P: 8	R: 0 H: 3 E: 0 LOB: 3 K: 1 BB: 0 S: 8 P: 8

| | | | | | | | | | | |

Batter	1	2	3	4	5	6	7	8	9	AB	R	H	RBI	BB	SO	LOB
Pete Rose, S (1, 5) (7, 7) OBP: 0.398, SLG: 0.429	4-3	5-3 1-2 3-H			HR		BB WP 1B 1-2 1B	F9		4	2	1	2	1	0	2
Ken Griffey, L (1, 9) OBP: 0.468, SLG: 0.494	BB BB	K			BB CS		F2		F7	2	0	0	0	2	1	3
John Vukovich, R (7, 5) OBP: 0.286, SLG: 0.289										1	0	0	0	0	0	0
Johnny Bench, R (1, 2) OBP: 0.320, SLG: 0.442	P4		6-3		K 1-2		1B WP 1-2 2-3 1B		6-3	5	0	1	0	0	1	2
Tony Perez, R (1, 3) OBP: 0.297, SLG: 0.380	FC6-4 1-2 BB		6-3		5-3		K 1-2 2-3 3-H		FC6-4 1B	4	0	1	0	1	1	2
Dave Concepcion, R (1, 6) OBP: 0.335, SLG: 0.364	FC6-4 1-2f		PO 1B			5-3	1B 2-3 3-H		FC6-4 1-2f	5	0	2	1	0	0	3
George Foster, R (1, 7) (7, 9) OBP: 0.291, SLG: 0.584		F9 PB 2B 1B	PO 1-2	L7		HR	F7			4	2	2	1	0	0	2
Cesar Geronimo, L (1, 8) OBP: 0.366, SLG: 0.405		F9 1-3		F8		F8		F9		4	0	0	0	0	0	1
Doug Flynn, R (1, 4) OBP: 0.289, SLG: 0.294		1B 5-3 2B 3-H		FC6-4 BB		F8		2B		3	1	2	1	1	0	0
Gary Nolan, R (1, 1) OBP: 0.333, SLG: 0.176		5-3 2-3 1B		FC6-4 1-2f			1B BB WP BB	K		3	1	1	0	1	1	2
Inning Stats	R: 0 H: 0 E: 0 LOB: 2 K: 0 BB: 2 S: 3 P: 11	R: 2 H: 3 E: 0 LOB: 1 K: 1 BB: 0 S: 8 P: 8	R: 0 H: 1 E: 0 LOB: 0 K: 0 BB: 0 S: 3 P: 3	R: 0 H: 0 E: 0 LOB: 1 K: 0 BB: 1 S: 3 P: 7	R: 1 H: 1 E: 0 LOB: 0 K: 1 BB: 1 S: 5 P: 9	R: 1 H: 1 E: 0 LOB: 0 K: 0 BB: 0 S: 4 P: 4	R: 2 H: 2 E: 0 LOB: 2 K: 1 BB: 2 S: 7 P: 15	R: 0 H: 1 E: 0 LOB: 1 K: 1 BB: 0 S: 6 P: 6	R: 0 H: 1 E: 0 LOB: 1 K: 0 BB: 0 S: 4 P: 4	1B: 6 SF: 0 2B: 2 SAC: 0 3B: 0 DP: 0 HR: 2 HBP: 0						

TOP

Cincinnati Reds @ Montreal Expos

Jarry Park, Montreal, QB

Sun May 18 1975, 3:33 AM EDT

Att. 16,130 - Unknown

livebaseballscorecards.com

AB	35
R	6
H	10
RBI	5
BB	6
SO	4
LOB	17

		WP: 1	PA: 42
		PB: 1	
		SB: 0	
		CS: 1	

PITCHER		IP	WLS	BF	H	R	ER	SO	BB	IBB	HBP	BLK	WP	HR	S	P	ERA	WHIP
Dave McNally, L ERA: 5.01	(1, 1)	6.0	L	26	6	4	4	2	4	0	0	0	0	2	26	42	6.00	1.667
Steve Renko, R ERA: 6.2	(7, 1)	1.0		7	2	2	2	1	2	0	0	0	1	0	7	15	18.00	4.000
Dan Warthen, L ERA:	(8, 1)	1.0		4	1	0	0	1	0	0	0	0	0	0	6	6	0.00	1.000
Donald DeMola, R ERA: 4.22	(9, 1)	1.0		4	1	0	0	0	0	0	0	0	0	0	4	4	0.00	1.000

PITCHER	IP	WLS	BF	H	R	ER	SO	BB	IBB	HBP	BLK	WP	HR	S	P	ERA	WHIP

Batter	1	2	3	4	5	6	7	8	9	AB	R	H	RBI	BB	SO	LOB
Larry Lintz, S (1, 4) OBP: 0.300, SLG: 0.192	1-3		FC1-6 S 1-2f			F8		5-3		4	0	0	0	0	0	1
Tony Scott, S (1, 9) OBP: 0.264, SLG: 0.238	P6		K 1-2			F4-3		G3		4	0	0	0	0	1	1
Mike Jorgensen, L (1, 3) OBP: 0.333, SLG: 0.352	HR			3-1		1B			1-6-3	4	1	2	1	0	0	0
Larry Biittner, L (1, 7) OBP: 0.415, SLG: 0.541	F4-3			F4-3		F4			P6	4	0	0	0	0	0	1
Pat Scanlon, L (1, 5) OBP: 0.458, SLG: 0.526		P6		K			2B		6-3	4	0	1	0	0	1	0
Jerry White, S (1, 8)		F2			G3		F8			3	0	0	0	0	0	1
Gary Carter, R (1, 2) OBP: 0.327, SLG: 0.438		F7			FC5-4 1B		F6			3	0	1	0	0	0	1
Pepe Frias, R (1, 6)			6-3		K		L6			2	0	0	0	0	1	1
Bob Bailey, R (7, PH) OBP: 0.313, SLG: 0.214										1	0	0	0	0	0	1
Dan Warthen, S (8, 1)										0	0	0	0	0	0	0
Donald DeMola, R (9, 1)										0	0	0	0	0	0	0
Dave McNally, R (1, 1) OBP: 0.364, SLG: 0.125			BB FC1-6		FC5-4 1-2f			6-3		1	0	0	0	1	0	1
Steve Renko, R (7, 1)										0	0	0	0	0	0	0
Tim Foli, R (8, 6) OBP: 0.323, SLG: 0.282										1	0	0	0	0	0	0
Inning Stats	R: 1 H: 1 E: 0 LOB: 0 K: 0 BB: 0 S: 4 P: 4	R: 0 H: 0 E: 0 LOB: 0 K: 0 BB: 0 S: 3 P: 3	R: 0 H: 0 E: 0 LOB: 1 K: 1 BB: 1 S: 5 P: 9	R: 0 H: 0 E: 0 LOB: 0 K: 1 BB: 0 S: 5 P: 5	R: 0 H: 1 E: 0 LOB: 1 K: 1 BB: 0 S: 6 P: 6	R: 0 H: 1 E: 0 LOB: 1 K: 0 BB: 0 S: 4 P: 4	R: 0 H: 1 E: 0 LOB: 1 K: 0 BB: 0 S: 4 P: 4	R: 0 H: 0 E: 0 LOB: 0 K: 0 BB: 0 S: 3 P: 3	R: 0 H: 0 E: 0 LOB: 0 K: 0 BB: 0 S: 3 P: 3	1B: 2 SF: 0 2B: 1 SAC: 0 3B: 0 DP: 0 HR: 1 HBP: 0						

PITCHER	IP	WLS	BF	H	R	ER	SO	BB	IBB	HBP	BLK	WP	HR	S	P	ERA	WHIP
Gary Nolan, R (1, 1) ERA: 2.8	9.0	W	32	4	1	1	3	1	0	0	0	0	1	37	41	1.00	0.556

PITCHER	IP	WLS	BF	H	R	ER	SO	BB	IBB	HBP	BLK	WP	HR	S	P	ERA	WHIP

BOTTOM

Cincinnati Reds @ Montreal Expos

Jarry Park, Montreal, QB

Sun May 18 1975, 3:33 AM EDT

Att. 16,130 - Unknown

livebaseballscorecards.com

AB	31
R	1
H	4
RBI	1
BB	1
SO	3
LOB	8

Batter	1	2	3	4	5	6	7	8	9	AB	R	H	RBI	BB	SO	LOB
Larry Lintz, S (1, 4) OBP: 0.313, SLG: 0.200	5-3		1-3		BB		4-3 1B	K		3	1	1	0	1	0	0
Jose Morales, R (8, PH) OBP: 0.533, SLG: 0.923										1	0	0	0	0	1	1
John Montague, R (8, 1)										0	0	0	0	0	0	0
Tim Foli, R (1, 6) OBP: 0.319, SLG: 0.287	1B SF7 2B		1-3		K 1-3		4-3 1-3		F8	5	1	1	0	0	1	2
Pepe Mangual, R (1, 8) OBP: 0.366, SLG: 0.347	CS 2-3 1B		F9		K		K		K	5	0	1	0	0	3	2
Mike Jorgensen, L (1, 3) OBP: 0.344, SLG: 0.370	SF7 3-H			F7		4-3 HR 2B	PB 1B BB		BB 1B	3	1	2	1	1	0	0
Larry Biittner, L (1, 7) OBP: 0.413, SLG: 0.524	CS 1-2	F7		4-3		4-3 2-3	PB 1-2 3-H 1B		BB 1-2 1B	5	0	2	1	0	0	1
Gary Carter, R (1, 9) OBP: 0.340, SLG: 0.473		1B 1B		E5 BB		HR 3-H	K 1-2 2-3		BB 1-2 2-3	4	1	2	2	1	1	2
Barry Foote, R (1, 2) OBP: 0.196, SLG: 0.210		1-2 1B		BB 1-2		F9		K	K	4	0	1	0	1	2	3
Larry Parrish, R (1, 5) OBP: 0.315, SLG: 0.450		F8		F8		2B		6-3		4	0	1	0	0	0	4
Woodie Fryman, R (1, 1) OBP: 0.125, SLG: 0.188		F9			K	K			1B	1	0	0	0	0	0	2
Chuck Taylor, R (2, 1)										0	0	0	0	0	0	0
Tony Scott, S (5, PH) OBP: 0.000, SLG: 0.000										1	0	0	0	0	1	0
Donald DeMola, R (6, 1)										0	0	0	0	0	0	0
Pat Scanlon, L (5, PH) OBP: 0.400, SLG: 0.500										1	0	0	0	0	1	1
Dan Warthen, S (6, 1)										0	0	0	0	0	0	0
Bob Bailey, R (6, PH) OBP: 0.333, SLG: 0.241										1	0	1	0	0	0	0
Jerry White, S (6, PR)										0	0	0	0	0	0	0
Pete Mackanin, R (6, 4) OBP: 0.667, SLG: 0.000										0	0	0	0	0	0	0
Inning Stats	R: 1 E: 0 K: 0 S: 4 H: 2 LOB: 0 BB: 0 P: 4	R: 0 E: 0 K: 0 S: 5 H: 2 LOB: 2 BB: 0 P: 5	R: 0 E: 0 K: 0 S: 3 H: 0 LOB: 0 BB: 0 P: 3	R: 0 E: 1 K: 0 S: 4 H: 0 LOB: 2 BB: 1 P: 8	R: 0 E: 0 K: 3 S: 9 H: 0 LOB: 1 BB: 1 P: 13	R: 2 E: 0 K: 1 S: 8 H: 3 LOB: 1 BB: 0 P: 8	R: 1 E: 0 K: 2 S: 9 H: 2 LOB: 2 BB: 1 P: 13	R: 0 E: 0 K: 2 S: 8 H: 1 LOB: 1 BB: 0 P: 8	R: 0 E: 0 K: 2 S: 9 H: 2 LOB: 3 BB: 1 P: 13	1B: 8 2B: 3 3B: 0 HR: 1	SF: 1 SAC: 0 DP: 0 HBP: 0						

PITCHER	IP	WLS	BF	H	R	ER	SO	BB	IBB	HBP	BLK	WP	HR	S	P	ERA	WHIP
Roric Harrison, R (1, 1) ERA: 3.51	6.0	W	28	8	4	4	4	2	0	0	0	0	1	34	42	6.00	1.667
Max Leon, R (7, 1) ERA: 3.31	3.0	S	15	4	0	0	6	2	0	0	0	0	0	25	33	0.00	2.000

PITCHER	IP	WLS	BF	H	R	ER	SO	BB	IBB	HBP	BLK	WP	HR	S	P	ERA	WHIP

TOP

Montreal Expos @ Atlanta Braves

Atlanta-Fulton County Stadium, Atlanta, GA

Tue May 20 1975, 7:05 PM EDT

Att. 3,681 - Unknown

livebaseballscorecards.com

AB	38
R	4
H	12
RBI	4
BB	4
SO	10
LOB	18

WP: 0 PB: 1 SB: 2 CS: 1 PA: 44

Montreal Expos @ Atlanta Braves

Atlanta-Fulton County Stadium, Atlanta, GA

Tue May 20 1975, 7:05 PM EDT

Att. 3,681 - Unknown

BOTTOM

livebaseballscorecards.com

Batter	1	2	3	4	5	6	7	8	9	AB	R	H	RBI	BB	SO	LOB
Ralph Garr, L (1, 7) OBP: 0.290, SLG: 0.353	1-3	1-3 2B		F7		G6-4-3 1-2f		F7		5	0	1	0	0	0	2
Rod Gilbreath, R (1, 4) OBP: 0.320, SLG: 0.391	BB 1B 1B	1-3		F7			BBBB L4-3 BB	1-3 1-2		4	1	1	0	1	0	3
Darrell Evans, L (1, 5) OBP: 0.365, SLG: 0.474	BBBB 1B 1-2 HR BB	IIII FC5-4 IBB		F6	SSS K		SSS L4-3 1-2	SSS K		3	1	0	0	2	1	2
Earl Williams, R (1, 3) OBP: 0.238, SLG: 0.326	1-2 2-H HR 1B	FC5-4 1-2f			SSS K		SSS K			4	1	1	1	0	2	3
Dusty Baker Jr., R (1, 9) OBP: 0.331, SLG: 0.453	1-H 2-H HR		BBBB P3 1B 1B BB		4-3			1B BLK HR 1B		3	3	2	3	1	0	0
Mike Lum, L (1, 8) OBP: 0.325, SLG: 0.307	F2		G5-3 1B 1-2 1B		FC6 1B			HBP 1-3 HR 1B		4	1	3	0	0	0	0
Larvell Blanks, R (1, 6) OBP: 0.306, SLG: 0.351	L4		P3 2-3		FC6 1-2f			1-2 HR HBP		3	1	0	0	0	0	3
Vic Correll, R (1, 2) OBP: 0.348, SLG: 0.505		BBBB FC5-6 BB	1-2 3-H 1B			BBBB FC1-6 BB		1-H 2-H 3-H HR		2	1	2	5	2	0	0
Roric Harrison, R (1, 1) OBP: 0.267, SLG: 0.286		FC5-6 2B 1-2f	G5-3 2-3f			FC1-6 G6-4-3 1-2f		1-3 1B		3	0	0	0	0	0	4
Max Leon, R (7, 1) OBP: 0.500, SLG: 0.500										1	0	1	0	0	0	0
Inning Stats	R: 4 E: 0 K: 0 S: 6 H: 3 LOB: 0 BB: 1 P: 10	R: 0 E: 0 K: 0 S: 4 H: 1 LOB: 3 BB: 2 P: 12	R: 1 E: 0 K: 0 S: 4 H: 2 LOB: 1 BB: 1 P: 8	R: 0 E: 0 K: 0 S: 3 H: 0 LOB: 0 BB: 0 P: 3	R: 0 E: 0 K: 1 S: 6 H: 1 LOB: 1 BB: 0 P: 6	R: 0 E: 0 K: 0 S: 2 H: 0 LOB: 0 BB: 1 P: 6	R: 0 E: 0 K: 1 S: 4 H: 0 LOB: 0 BB: 1 P: 8	R: 4 E: 0 K: 1 S: 9 H: 4 LOB: 1 BB: 0 P: 10		1B: 8 2B: 2 3B: 0 HR: 2 SF: 0 SAC: 0 DP: 3 HBP: 1						

AB	32
R	9
H	11
RBI	9
BB	6
SO	3
LOB	17

WP: 0 PB: 0 SB: 0 CS: 0 PA: 39

PITCHER		IP	WLS	BF	H	R	ER	SO	BB	IBB	HBP	BLK	WP	HR	S	P	ERA	WHIP
Woodie Fryman, L ERA: 2.54	(1, 1)	1.1	L	10	4	4	4	0	2	0	0	0	0	1	8	16	27.00	4.500
Chuck Taylor, R ERA: 3.72	(2, 1)	2.2		11	2	1	1	0	1	1	0	0	0	0	9	17	3.38	1.125
Donald DeMola, R ERA: 3.86	(5, 1)	1.0		4	1	0	0	1	0	0	0	0	0	0	6	6	0.00	1.000
Dan Warthen, L ERA:	(6, 1)	2.0		6	0	0	0	1	2	0	0	0	0	0	6	14	0.00	1.000
John Montague, R ERA: 4.02	(8, 1)	1.0		8	4	4	4	1	0	0	1	1	0	1	9	10	36.00	4.000

PITCHER	IP	WLS	BF	H	R	ER	SO	BB	IBB	HBP	BLK	WP	HR	S	P	ERA	WHIP

Montreal Expos @ Atlanta Braves

Atlanta-Fulton County Stadium, Atlanta, GA

Wed May 21 1975, 7:05 PM EDT

Att. 3,263 - Unknown

TOP

livebaseballscorecards.com

Batter	1	2	3	4	5	6	7	8	9	AB	R	H	RBI	BB	SO	LOB
Larry Lintz, S (1, 4) OBP: 0.294, SLG: 0.186	G3		4-3		F8		4-3 1-2			4	0	0	0	0	0	1
Pepe Mangual, R (1, 8) OBP: 0.377, SLG: 0.355	S 1B		4-3		E6 1B 1B		G6-4-3 HBP			3	0	2	0	0	0	0
Tim Foli, R (1, 6) OBP: 0.317, SLG: 0.286	K			E4 2B 1B	2-3 1B		G6-4-3 1-2f			4	1	1	0	0	1	3
Bob Bailey, R (1, 7) OBP: 0.324, SLG: 0.273	K 1-2			1B G5-4-3 1-3 2B	P4			6-3		4	1	1	0	0	1	3
Barry Foote, R (1, 2) OBP: 0.207, SLG: 0.221		PB 1B		G5-4-3 2-3 3-H 1B		K		5-3		4	0	2	1	0	1	0
Hal Breeden, R (1, 3) OBP: 0.353, SLG: 0.231		P4		G5-4-3 1-2f 3-H		K		5-3		4	0	0	0	0	1	2
Gary Carter, R (1, 9) OBP: 0.345, SLG: 0.500		5-3 1-2		BBBB BB		HR			K	3	1	1	1	1	1	1
Larry Parrish, R (1, 5) OBP: 0.304, SLG: 0.434		K		F8		F8			1-3	4	0	0	0	0	1	2
Steve Renko, R (1, 1)			F9		F7		4-3 1B		P4	1	0	0	0	0	0	0
Mike Jorgensen, L (5, PH) OBP: 0.341, SLG: 0.367										1	0	0	0	0	0	0
Donald DeMola, R (5, 1)										0	0	0	0	0	0	0
Larry Bittner, L (7, PH) OBP: 0.426, SLG: 0.535										1	0	1	0	0	0	0
Dan Warthen, S (7, 1)										0	0	0	0	0	0	0
Pat Scanlon, L (9, PH) OBP: 0.423, SLG: 0.476										1	0	0	0	0	0	0

	AB	34
	R	3
	H	8
	RBI	2
	BB	1
	SO	6
	LOB	12

Inning Stats	1	2	3	4	5	6	7	8	9
	R: 0 E: 0 K: 2 S: 8	H: 1 LOB: 1 BB: 0 P: 8	R: 0 E: 0 K: 1 S: 6	H: 1 LOB: 1 BB: 0 P: 6	R: 0 E: 0 K: 0 S: 3	H: 0 LOB: 0 BB: 0 P: 3	R: 2 E: 1 K: 0 S: 5	H: 2 LOB: 1 BB: 1 P: 9	R: 0 E: 1 K: 0 S: 5	H: 2 LOB: 2 BB: 0 P: 5
	R: 1 E: 0 K: 2 S: 8	H: 1 LOB: 0 BB: 0 P: 8	R: 0 E: 0 K: 0 S: 3	H: 1 LOB: 1 BB: 0 P: 4	R: 0 E: 0 K: 3 S: 3	H: 0 LOB: 0 BB: 0 P: 3	R: 0 E: 0 K: 1 S: 5	H: 0 LOB: 0 BB: 0 P: 5		

	1B: 6	SF: 0	WP: 0	PA: 36
	2B: 1	SAC: 0	PB: 1	
	3B: 0	DP: 2	SB: 1	
	HR: 1	HBP: 1	CS: 0	

PITCHER	IP	WLS	BF	H	R	ER	SO	BB	IBB	HBP	BLK	WP	HR	S	P	ERA	WHIP
Phil Niekro, R (1, 1) ERA: 2.63	9.0	W	36	8	3	1	6	1	0	1	0	0	1	46	51	1.00	1.000

PITCHER	IP	WLS	BF	H	R	ER	SO	BB	IBB	HBP	BLK	WP	HR	S	P	ERA	WHIP

Batter	1	2	3	4	5	6	7	8	9	AB	R	H	RBI	BB	SO	LOB
Ralph Garr, L (1, 7) OBP: 0.287, SLG: 0.348	F7	K		3-1		6-3		1B		5	0	1	0	0	1	3
Rod Gilbreath, R (1, 4) OBP: 0.333, SLG: 0.346	K	WP 1-2 2-3 3-H BB		CS BB		6-3		6-3		3	0	0	1	2	1	1
Darrell Evans, L (1, 5) OBP: 0.368, SLG: 0.513	HR	F7 1-2 2-3 3-H		1-2 HR			G3			4	2	2	2	0	0	2
Earl Williams, R (1, 3) OBP: 0.238, SLG: 0.333	5-3		F8	6-3			F9 2B			4	0	1	0	0	0	0
Dusty Baker Jr., R (1, 9) OBP: 0.342, SLG: 0.460		1B S 1B BB	F8 2B		F9		FC6-4 IBB			2	1	1	0	2	0	0
Mike Lum, L (1, 8) OBP: 0.335, SLG: 0.333		1B 1B 1-3 BB 1B	F8 IBB		HR		F9 2-3			3	2	2	1	1	0	2
Larvell Blanks, R (1, 6) OBP: 0.304, SLG: 0.348		BB 1B WP 1-2 3-H 1B	F8 1-2 2-3	5-3			FC6-4 1-2f			4	1	1	1	0	0	4
Vic Correll, R (1, 2) OBP: 0.345, SLG: 0.490		K	IBB	F7				L6		3	0	0	0	1	1	2
Phil Niekro, R (1, 1) OBP: 0.214, SLG: 0.259		WP BB 1-2 2-3 1B	K			6-3		4-3		4	0	1	0	0	1	3
Inning Stats	R: 1 E: 0 K: 1 S: 6 H: 1 LOB: 0 BB: 0 P: 6	R: 3 E: 0 K: 2 S: 10 H: 3 LOB: 2 BB: 2 P: 18	R: 0 E: 0 K: 1 S: 6 H: 1 LOB: 3 BB: 2 P: 14	R: 1 E: 0 K: 0 S: 3 H: 1 LOB: 0 BB: 1 P: 7	R: 1 E: 0 K: 0 S: 4 H: 1 LOB: 0 BB: 0 P: 4	R: 0 E: 0 K: 0 S: 3 H: 0 LOB: 0 BB: 0 P: 3	R: 0 E: 0 K: 0 S: 4 H: 1 LOB: 2 BB: 1 P: 8	R: 0 E: 0 K: 0 S: 4 H: 1 LOB: 1 BB: 0 P: 4		1B: 4 2B: 2 3B: 0 HR: 3 SF: 0 SAC: 0 DP: 0 HBP: 0				WP: 1 PB: 0 SB: 1 CS: 1 PA: 38	

PITCHER		IP	WLS	BF	H	R	ER	SO	BB	IBB	HBP	BLK	WP	HR	S	P	ERA	WHIP
Steve Renko, R ERA: 7.03	(1, 1)	4.0	L	22	6	5	5	4	3	2	0	0	1	2	25	45	11.25	2.250
Donald DeMola, R ERA: 3.95	(5, 1)	2.0		7	1	1	1	0	0	0	0	0	0	1	7	7	4.50	0.500
Dan Warthen, L ERA:	(7, 1)	2.0		9	2	0	0	0	0	1	0	0	0	0	8	12	0.00	1.000

PITCHER	IP	WLS	BF	H	R	ER	SO	BB	IBB	HBP	BLK	WP	HR	S	P	ERA	WHIP

BOTTOM

Montreal Expos @ Atlanta Braves

Atlanta-Fulton County Stadium, Atlanta, GA

Wed May 21 1975, 7:05 PM EDT

Att. 3,263 - Unknown

livebaseballscorecards.com

AB	32
R	6
H	9
RBI	5
BB	6
SO	4
LOB	17

Montreal Expos @ Houston Astros

Astrodome, Houston, TX

Fri May 23 1975, 8:05 PM EDT

Att. 9,143 - Unknown

TOP

livebaseballscorecards.com

Batter	1	2	3	4	5	6	7	8	9	AB	R	H	RBI	BB	SO	LOB
Pepe Mangual, R (1, 8) OBP: 0.373, SLG: 0.375	HR		F9		K		E4 1-3 3-H			4	1	1	1	0	1	3
Tim Foli, R (1, 6) OBP: 0.315, SLG: 0.285	G5-4-3 1B		F8			4-3	K			4	0	1	0	0	1	3
Gary Carter, R (1, 2) OBP: 0.342, SLG: 0.490	L7			S 1B		F7		K		4	0	1	0	0	1	1
Bob Bailey, R (1, 7) OBP: 0.317, SLG: 0.250	G5-4-3 1-2f			K 1-2		FC5-4 BB		6-3		3	0	0	0	1	1	2
Larry Parrish, R (1, 5) OBP: 0.294, SLG: 0.419		F4		5-3		FC5-4 1-2f		F6		4	0	0	0	0	0	2
Pete Mackanin, R (1, 4) OBP: 0.364, SLG: 0.475		K		F7			F4		K	4	0	0	0	0	2	1
Hal Breeden, R (1, 3) OBP: 0.333, SLG: 0.294		5-3			F3		E 2B		5-3	4	1	1	0	0	0	0
Tony Scott, S (1, 9) OBP: 0.250, SLG: 0.224			5-3		K		E5 2-3		F9	4	0	0	0	0	1	1
Dennis Blair, R (1, 1) OBP: 0.214, SLG: 0.154			1B		1B		F9			2	0	2	0	0	0	0
Dan Warthen, S (5, 1)										0	0	0	0	0	0	0
Jose Morales, R (7, PH) OBP: 0.500, SLG: 0.857										1	0	0	0	0	0	2
Donald DeMola, R (7, 1)										0	0	0	0	0	0	0
Inning Stats	R: 1 E: 0 K: 0 S: 4 H: 2 LOB: 0 BB: 0 P: 4	R: 0 E: 0 K: 1 S: 5 H: 0 LOB: 0 BB: 0 P: 5	R: 0 E: 0 K: 0 S: 4 H: 1 LOB: 0 BB: 0 P: 4	R: 0 E: 0 K: 1 S: 6 H: 1 LOB: 1 BB: 0 P: 6	R: 0 E: 0 K: 2 S: 8 H: 1 LOB: 1 BB: 0 P: 8	R: 0 E: 0 K: 0 S: 3 H: 0 LOB: 1 BB: 1 P: 7	R: 1 E: 2 K: 1 S: 8 H: 1 LOB: 2 BB: 0 P: 8	R: 0 E: 0 K: 1 S: 5 H: 0 LOB: 0 BB: 0 P: 5	R: 0 E: 0 K: 1 S: 5 H: 0 LOB: 0 BB: 0 P: 5	1B: 4 2B: 1 3B: 0 HR: 1 SF: 0 SAC: 0 DP: 1 HBP: 0						

PITCHER	IP	WLS	BF	H	R	ER	SO	BB	IBB	HBP	BLK	WP	HR	S	P	ERA	WHIP
Dave Roberts, L (1, 1) ERA: 3.34	9.0	W	35	6	2	1	7	1	0	0	0	0	1	48	52	1.00	0.778

PITCHER	IP	WLS	BF	H	R	ER	SO	BB	IBB	HBP	BLK	WP	HR	S	P	ERA	WHIP

AB	34
R	2
H	6
RBI	1
BB	1
SO	7
LOB	15

WP: 0	PA: 35
PB: 0	
SB: 1	
CS: 0	

Montreal Expos @ Houston Astros

Astrodome, Houston, TX

Fri May 23 1975, 8:05 PM EDT

Att. 9,143 - Unknown

BOTTOM

Batter	1	2	3	4	5	6	7	8	9	AB	R	H	RBI	BB	SO	LOB
Greg Gross, L (1, 7) OBP: 0.327, SLG: 0.320	3B 1B	6-3			1B 3B	5-3 2-3 3-H				4	2	2	0	0	0	3
Roger Metzger, S (1, 6) OBP: 0.357, SLG: 0.381	SF7 1-H		L3 1B		G3		G6-3 1B			4	1	3	1	0	0	1
Cesar Cedeno, R (1, 8) OBP: 0.346, SLG: 0.359	SF7 3-H		L3 1-2		BBB 1B SF7 BB		SSS K			2	1	0	1	1	1	2
Bob Watson, R (1, 3) OBP: 0.383, SLG: 0.586	F8		F9		1-3 3-H 1B		G6-3 1-2f			4	0	1	1	0	0	1
Jose Cruz, L (1, 9) OBP: 0.364, SLG: 0.373 Enos Cabell, R (5, PH) OBP: 0.337, SLG: 0.372 (6, 9)	1B			3-1	SF7 3-H			F7		2 1	0 0	1 0	0 1	0 0	0 0	0 0
Milt May, L (1, 2) OBP: 0.289, SLG: 0.300	4-3			E5 BB	F5			F9		4	0	0	0	0	0	2
Ken Boswell, L (1, 5) OBP: 0.423, SLG: 0.395		1-3 4-3 1B		BBB 1-2 BB	1B CS 2B			1B		3	0	3	0	1	0	0
Rob Andrews, R (1, 4) OBP: 0.298, SLG: 0.271		4-3 1-2		F3	CS SH1-4 2-3 1B			1-2 1B		4	0	2	0	0	0	3
Dave Roberts, L (1, 1) OBP: 0.063, SLG: 0.063		1-3 2-3		SSS K	SH1-4 1-2			6-3		3	0	0	0	0	1	5
Inning Stats	R: 2 E: 0 K: 0 S: 6 H: 3 LOB: 1 BB: 0 P: 6	R: 0 E: 0 K: 0 S: 4 H: 1 LOB: 1 BB: 0 P: 4	R: 0 E: 0 K: 0 S: 3 H: 1 LOB: 0 BB: 0 P: 3	R: 0 E: 1 K: 1 S: 6 H: 0 LOB: 2 BB: 1 P: 10	R: 2 E: 0 K: 0 S: 5 H: 2 LOB: 1 BB: 1 P: 9	R: 0 E: 0 K: 0 S: 4 H: 2 LOB: 1 BB: 0 P: 4	R: 0 E: 0 K: 1 S: 5 H: 1 LOB: 0 BB: 0 P: 5	R: 0 E: 0 K: 0 S: 5 H: 2 LOB: 2 BB: 0 P: 5		1B: 9 2B: 2 3B: 2 HR: 0	SF: 2 SAC: 1 DP: 2 HBP: 0					

livebaseballscorecards.com

AB	31
R	4
H	12
RBI	4
BB	2
SO	2
LOB	17

WP: 0 PB: 0 SB: 0 CS: 2 PA: 36

PITCHER		IP	WLS	BF	H	R	ER	SO	BB	IBB	HBP	BLK	WP	HR	S	P	ERA	WHIP
Dennis Blair, R ERA: 3.23	(1, 1)	4.1	L	22	7	4	4	1	2	0	0	0	0	0	22	30	8.31	2.077
Dan Warthen, L ERA:	(5, 1)	1.2		6	2	0	0	0	0	0	0	0	0	0	6	6	0.00	1.200
Donald DeMola, R ERA: 3.45	(7, 1)	2.0		8	3	0	0	1	0	0	0	0	0	0	10	10	0.00	1.500

PITCHER	IP	WLS	BF	H	R	ER	SO	BB	IBB	HBP	BLK	WP	HR	S	P	ERA	WHIP

Batter	1	2	3	4	5	6	7	8	9	AB	R	H	RBI	BB	SO	LOB
Larry Lintz, S (1, 4) OBP: 0.306, SLG: 0.206	4-3		CS 1B			CS 1B		F4		4	0	2	0	0	0	1
Rich Coggins, L (1, 7) OBP: 0.250, SLG: 0.250	F8		K 1-2			F7 1-2			FC6-4 1B	4	0	1	0	0	1	2
Pepe Mangual, R (1, 8) OBP: 0.377, SLG: 0.397	HR			CS BB			6-3		FC6-4 1B 1-2f SF8	3	2	1	1	1	0	1
Mike Jorgensen, L (1, 3) OBP: 0.338, SLG: 0.357	K			F9			4-3		1B BB 1-2	3	0	0	0	1	1	1
Larry Biittner, L (1, 9) OBP: 0.431, SLG: 0.532		4-3		K 1-2			1B		FC6-4 1B 1-2 2-3	4	0	2	0	0	1	1
Gary Carter, R (1, 2) OBP: 0.331, SLG: 0.476		E5 6-3			6-3		F7		SF8 3-H	3	0	0	1	0	0	1
Tim Foli, R (1, 6) OBP: 0.306, SLG: 0.276		6-3 1-2			6-3			4-3	FC6-4 1-2f	4	0	0	0	0	0	3
Larry Parrish, R (1, 5) OBP: 0.295, SLG: 0.417		F7			6-3			1B		3	0	1	0	0	0	1
Steve Rogers, R (1, 1) OBP: 0.263, SLG: 0.176			G3			F9		K		3	0	0	0	0	1	1
Inning Stats	R: 1 E: 0 K: 1 S: 6 H: 1 LOB: 0 BB: 0 P: 6	R: 0 E: 1 K: 0 S: 4 H: 0 LOB: 1 BB: 0 P: 4	R: 0 E: 0 K: 1 S: 5 H: 1 LOB: 0 BB: 0 P: 5	R: 0 E: 0 K: 1 S: 4 H: 0 LOB: 0 BB: 1 P: 8	R: 0 E: 0 K: 0 S: 3 H: 0 LOB: 0 BB: 0 P: 3	R: 0 E: 0 K: 0 S: 3 H: 1 LOB: 0 BB: 0 P: 3	R: 0 E: 0 K: 0 S: 4 H: 1 LOB: 1 BB: 0 P: 4	R: 0 E: 0 K: 1 S: 6 H: 1 LOB: 1 BB: 0 P: 6	R: 1 E: 0 K: 0 S: 5 H: 2 LOB: 2 BB: 1 P: 9	1B: 6 2B: 0 3B: 0 HR: 1	SF: 1 SAC: 0 DP: 0 HBP: 0						

TOP

Montreal Expos @ Houston Astros

Astrodome, Houston, TX

Sat May 24 1975, 8:05 PM EDT

Att. 15,208 - Dome

livebaseballscorecards.com

AB	31
R	2
H	7
RBI	2
BB	2
SO	4
LOB	12

PITCHER		IP	WLS	BF	H	R	ER	SO	BB	IBB	HBP	BLK	WP	HR	S	P	ERA	WHIP
Doug Konieczny, R ERA: 4.2	(1, 1)	8.1	L	32	7	2	2	4	2	0	0	0	0	1	38	46	2.16	1.080
Joe Niekro, R ERA: 5.23	(9, 1)	0.2		2	0	0	0	0	0	0	0	0	0	0	2	2	0.00	0.000

PITCHER	IP	WLS	BF	H	R	ER	SO	BB	IBB	HBP	BLK	WP	HR	S	P	ERA	WHIP

Batter	1	2	3	4	5	6	7	8	9	AB	R	H	RBI	BB	SO	LOB
Greg Gross, L (1, 7) OBP: 0.333, SLG: 0.346	6-3		4-3			3B		1B		4	0	2	0	0	0	0
Roger Metzger, S (1, 6) OBP: 0.355, SLG: 0.377	5-3 1B 1B		F9			4-3		F4		4	1	1	0	0	0	2
Cesar Cedeno, R (1, 8) OBP: 0.338, SLG: 0.351	5-3 1-2			K		F7			F7	4	0	0	0	0	1	2
Bob Watson, R (1, 3) OBP: 0.379, SLG: 0.576	2-H 1B			L7			4-3		6-3	4	0	1	1	0	0	0
Jose Cruz, L (1, 9) OBP: 0.361, SLG: 0.364	4-3			4-3			BBBB BB		6-3	3	0	0	0	1	0	1
Milt May, L (1, 2) OBP: 0.283, SLG: 0.293		4-3			G3		F9			3	0	0	0	0	0	1
Ken Boswell, L (1, 5) OBP: 0.400, SLG: 0.370		4-3			6-3		6-3			3	0	0	0	0	0	1
Rob Andrews, R (1, 4) OBP: 0.293, SLG: 0.266		1-3			K			K		2	0	0	0	0	1	0
Cliff Johnson, R (8, PH) OBP: 0.318, SLG: 0.338										1	0	0	0	0	1	0
Larry Milbourne, S (9, 4) OBP: 0.154, SLG: 0.154										0	0	0	0	0	0	0
Doug Konieczny, R (1, 1) OBP: 0.136, SLG: 0.182			6-3			F3		K		3	0	0	0	0	1	0
Joe Niekro, R (9, 1) OBP: 1.000, SLG: 1.000										0	0	0	0	0	0	0
Inning Stats	R: 1 E: 0 K: 0 S: 5 H: 2 LOB: 1 BB: 0 P: 5	R: 0 E: 0 K: 0 S: 3 H: 0 LOB: 0 BB: 0 P: 3	R: 0 E: 0 K: 0 S: 3 H: 0 LOB: 0 BB: 0 P: 3	R: 0 E: 0 K: 1 S: 5 H: 0 LOB: 0 BB: 0 P: 5	R: 0 E: 0 K: 1 S: 5 H: 0 LOB: 0 BB: 0 P: 5	R: 0 E: 0 K: 0 S: 4 H: 1 LOB: 1 BB: 0 P: 4	R: 0 E: 0 K: 0 S: 3 H: 0 LOB: 1 BB: 1 P: 7	R: 0 E: 0 K: 2 S: 8 H: 1 LOB: 1 BB: 0 P: 8	R: 0 E: 0 K: 0 S: 3 H: 0 LOB: 0 BB: 0 P: 3	1B: 3 2B: 0 3B: 1 HR: 0 SF: 0 SAC: 0 DP: 0 HBP: 0						

PITCHER	IP	WLS	BF	H	R	ER	SO	BB	IBB	HBP	BLK	WP	HR	S	P	ERA	WHIP
Steve Rogers, R (1, 1) ERA: 2.8	9.0	W	32	4	1	1	4	1	0	0	0	0	0	39	43	1.00	0.556

PITCHER	IP	WLS	BF	H	R	ER	SO	BB	IBB	HBP	BLK	WP	HR	S	P	ERA	WHIP

Montreal Expos @ Houston Astros

Astrodome, Houston, TX

Sat May 24 1975, 8:05 PM EDT

Att. 15,208 - Dome

BOTTOM

livebaseballscorecards.com

AB	31
R	1
H	4
RBI	1
BB	1
SO	4
LOB	7

Batter	1	2	3	4	5	6	7	8	9	10	11	12	AB	R	H	RBI	BB	SO	LOB
Larry Lintz, S (1, 4) OBP: 0.321, SLG: 0.209	G3	1-2 BB		6-3		1-2 2-3 BB			F9			E7 1B	4	2	1	0	2	0	0
Rich Coggins, L (1, 7) Chuck Taylor, R (9, 1) Jose Morales, R (12, PH) OBP: 0.471, SLG: 0.800 Donald DeMola, R (12, 1) Dan Warthen, S (12, 1)	3B	1-H HR 2-H 2B		K		L8			PB 1B			6-3	5 0 1 0 0	1 0 0 0 0	3 0 0 0 0	2 0 0 0 0	0 0 0 0 0	1 0 1 0 0	3 0 1 0 0
Pepe Mangual, R (1, 8) OBP: 0.375, SLG: 0.412	K	2-H HR			6-3		6-3		F9 1-2			1B BB	5	1	1	2	1	1	2
Mike Jorgensen, L (1, 3) OBP: 0.331, SLG: 0.347	F7	4-3			4-3		6-3			F9		G4-6-3 1-2 3-H 1B	6	0	1	1	0	0	1
Larry Biittner, L (1, 9) (9, 7) OBP: 0.404, SLG: 0.491		1B SH1-4 1B	F8		F7		4-3			F8		G4-6-3 1-2f	6	1	1	0	0	0	2
Gary Carter, R (1, 2) (9, 9) OBP: 0.328, SLG: 0.467		SH1-4 1-2	FC5-4 1B			F4		5-3		K			4	0	1	0	0	1	0
Tim Foli, R (1, 6) OBP: 0.296, SLG: 0.266		F7	FC5-4 S 1-2f			5-3		K				4-3	5	0	0	0	0	1	2
Larry Parrish, R (1, 5) OBP: 0.299, SLG: 0.416		1B 2-H 1B	F8 1-2			BB BB 1B		6-3				F3	5	1	2	1	0	0	1
Dave McNally, R (1, 1) John Montague, R (8, 1) Pat Scanlon, L (9, PH) OBP: 0.407, SLG: 0.455 Barry Foote, R (9, 2) OBP: 0.205, SLG: 0.219		BB 2B 1B 2-H		K		1-2 BB			F7			K	2 0 1 1	1 0 0 0	1 0 0 0	1 0 0 0	1 0 0 1	0 0 0 0	0 0 0 0
Inning Stats	R: 0 H: 1 E: 0 LOB: 1 K: 1 BB: 0 S: 6 P: 6	R: 6 H: 5 E: 0 LOB: 0 K: 0 BB: 1 S: 8 P: 12	R: 0 H: 1 E: 0 LOB: 1 K: 0 BB: 0 S: 4 P: 4	R: 0 H: 0 E: 0 LOB: 0 K: 2 BB: 0 S: 7 P: 7	R: 0 H: 1 E: 0 LOB: 0 K: 0 BB: 0 S: 3 P: 3	R: 0 H: 1 E: 0 LOB: 3 K: 0 BB: 2 S: 4 P: 12	R: 0 H: 0 E: 0 LOB: 0 K: 0 BB: 0 S: 3 P: 3	R: 0 H: 0 E: 0 LOB: 0 K: 1 BB: 0 S: 5 P: 5	R: 0 H: 1 E: 0 LOB: 1 K: 0 BB: 0 S: 4 P: 4	R: 0 H: 0 E: 0 LOB: 0 K: 1 BB: 0 S: 5 P: 5	R: 0 H: 0 E: 0 LOB: 0 K: 1 BB: 0 S: 5 P: 5	R: 1 H: 2 E: 1 LOB: 1 K: 0 BB: 1 S: 4 P: 8	1B: 8 2B: 1 3B: 1 HR: 1	SF: 0 SAC: 1 DP: 1 HBP: 0				WP: 0 PB: 1 SB: 1 CS: 0	PA: 50	

PITCHER	IP	WLS	BF	H	R	ER	SO	BB	IBB	HBP	BLK	WP	HR	S	P	ERA	WHIP
Tom Griffin, R (1, 1) ERA: 6.32	1.2		12	6	6	6	1	1	0	0	0	0	1	13	17	32.40	4.200
Jim Crawford, L (2, 1) ERA: 2.25	2.1		8	1	0	0	2	0	0	0	0	0	0	12	12	0.00	0.429
Ken Forsch, R (5, 1) ERA: 2.89	2.0		9	1	0	0	0	2	0	0	0	0	0	7	15	0.00	1.500
Wayne Granger, R (7, 1) ERA: 0.84	2.0		6	0	0	0	1	0	0	0	0	0	0	8	8	0.00	0.000
Joe Niekro, R (9, 1) ERA: 4.4	4.0	W	15	3	1	1	2	1	0	0	0	0	0	18	22	2.25	1.000

PITCHER	IP	WLS	BF	H	R	ER	SO	BB	IBB	HBP	BLK	WP	HR	S	P	ERA	WHIP

TOP

Montreal Expos @ Houston Astros

Astrodome, Houston, TX

Sun May 25 1975, 4:33 AM EDT

Att. 10,459 - Dome

livebaseballscorecards.com

AB	45
R	7
H	11
RBI	7
BB	4
SO	6
LOB	12

Batter	1	2	3	4	5	6	7	8	9	10	11	12	AB	R	H	RBI	BB	SO	LOB
Greg Gross, L (1, 7) OBP: 0.336, SLG: 0.349	6-3 1B	K		F9			1-3	1-2 2-H 1B			K		5	0	2	1	0	1	2
Joe Niekro, R (9, 1) OBP: 0.667, SLG: 0.500													1	0	0	0	0	1	0
Roger Metzger, S (1, 6) OBP: 0.360, SLG: 0.374	6-3 1-2		FC6-4 BB		F9		BB	3-1			G4-3 1B		4	0	1	0	2	0	3
Cesar Cedeno, R (1, 8) OBP: 0.338, SLG: 0.373	CS 5-2 2B		F6		F5		F9		HR		G4-3 1-2f		6	1	2	1	0	0	3
Bob Watson, R (1, 3) OBP: 0.377, SLG: 0.564	BB		FC6-4 1-2f 2B		1B 1B		F9		K			F9	5	1	1	0	1	1	2
Doug Rader, R (1, 5) OBP: 0.345, SLG: 0.384	5-2 2-H	1B 2B	1-H 2B		1-2 1B			BB SF9 BB 1B	K			2B 2B	6	3	5	1	0	1	0
Enos Cabell, R (1, 9) OBP: 0.348, SLG: 0.386 (9, 7)		1B 2-H 1B	K	K	K			1-2 1B BB	K			1B 2-H 2B	5	2	2	2	1	3	3
Skip Jutze, R (1, 2) OBP: 0.136, SLG: 0.136	F9	FC6-4 1B			6-3			1B 1-2 2-3 BB	L7			1B 2-H 1B	3	0	1	0	0	0	1
Milt May, L (8, PH) OBP: 0.291, SLG: 0.296 (9, 2)													2	0	1	1	1	0	0
Rob Andrews, R (1, 4) OBP: 0.294, SLG: 0.268	2B 2-H 1B	F8			F7			SF9 3-H	G5-4-3 1B				3	1	1	0	0	0	1
Jose Cruz, L (8, PH) OBP: 0.363, SLG: 0.369 (9, 9)													1	0	1	1	0	0	0
Tom Griffin, R (1, 1)													0	0	0	0	0	0	0
Jim Crawford, L (2, 1) OBP: 0.400, SLG: 0.600													1	0	1	1	0	0	0
Tommy Helms, R (4, PH) OBP: 0.308, SLG: 0.273													1	0	0	0	0	0	1
Ken Forsch, R (5, 1) OBP: 0.333, SLG: 0.333													0	0	0	0	0	0	0
Wilbur Howard, S (6, PH) OBP: 0.286, SLG: 0.292													1	0	0	0	0	0	0
Wayne Granger, R (7, 1)													0	0	0	0	0	0	0
Cliff Johnson, R (8, PH) OBP: 0.314, SLG: 0.333													1	0	0	0	0	1	2
Larry Milbourne, S (9, 4) OBP: 0.148, SLG: 0.148		2B 2-H		FC6-4 1-2f	4-3			K			G5-4-3 1-2f		1	0	0	0	0	0	1
Inning Stats	R: 0 E: 0 K: 0 S: 3 H: 2 LOB: 2 BB: 1 P: 7	R: 2 E: 0 K: 1 S: 8 H: 4 LOB: 1 BB: 0 P: 8	R: 1 E: 0 K: 1 S: 6 H: 1 LOB: 1 BB: 1 P: 10	R: 0 E: 0 K: 0 S: 4 H: 1 LOB: 1 BB: 0 P: 4	R: 0 E: 0 K: 1 S: 7 H: 2 LOB: 2 BB: 0 P: 7	R: 0 E: 0 K: 0 S: 3 H: 0 LOB: 0 BB: 0 P: 3	R: 0 E: 0 K: 0 S: 3 H: 0 LOB: 1 BB: 1 P: 7	R: 2 E: 0 K: 1 S: 7 H: 2 LOB: 2 BB: 2 P: 15	R: 1 E: 0 K: 3 S: 10 H: 1 LOB: 0 BB: 0 P: 10	R: 0 E: 0 K: 0 S: 3 H: 1 LOB: 0 BB: 0 P: 3	R: 0 E: 0 K: 1 S: 5 H: 1 LOB: 0 BB: 0 P: 5	R: 2 E: 0 K: 0 S: 4 H: 3 LOB: 1 BB: 0 P: 4	1B: 11 2B: 6 3B: 0 HR: 1 SF: 1 SAC: 0 DP: 2 HBP: 0						

PITCHER		IP	WLS	BF	H	R	ER	SO	BB	IBB	HBP	BLK	WP	HR	S	P	ERA	WHIP
Dave McNally, L ERA: 5.16	(1, 1)	7.0		34	11	5	5	3	4	0	0	0	0	0	35	51	6.43	2.143
John Montague, R ERA: 3.78	(8, 1)	1.0		5	1	0	0	1	1	0	0	0	0	0	6	10	0.00	2.000
Chuck Taylor, R ERA: 3.63	(9, 1)	3.0		10	3	1	1	4	0	0	0	0	0	1	18	18	3.00	1.000
Donald DeMola, R ERA: 4.5	(12, 1)	0.1	L	3	2	2	2	0	0	0	0	0	0	0	3	3	54.00	6.000
Dan Warthen, L ERA:	(12, 1)	0.0		1	1	0	0	0	0	0	0	0	0	0	1	1	∞	∞

PITCHER	IP	WLS	BF	H	R	ER	SO	BB	IBB	HBP	BLK	WP	HR	S	P	ERA	WHIP

BOTTOM

Montreal Expos @ Houston Astros

Astrodome, Houston, TX

Sun May 25 1975, 4:33 AM EDT

Att. 10,459 - Dome

livebaseballscorecards.com

AB	46
R	8
H	18
RBI	8
BB	5
SO	8
LOB	19

WP: 0	PA: 52
PB: 0	
SB: 0	
CS: 1	

Batter	1	2	3	4	5	6	7	8	9	AB	R	H	RBI	BB	SO	LOB
Larry Lintz, S (1, 4) OBP: 0.317, SLG: 0.200	F4-3		BBB 4-0 F6-4 1B 1-2 BB			G3	FC4-6 1-2f		SSS 0-3 K2-3	3	0	0	0	1	0	1
Tom Scott, S (9, PH) OBP: 0.247, SLG: 0.221										1	0	0	0	0	1	2
Rich Coggins, L (1, 7) OBP: 0.462, SLG: 0.692	SSS 0-3 K		0-0 1-2 2-H 1B			0-0 FC6-4 1B		0-0 F4-3		4	0	2	1	0	1	0
(8, 9)																
Pepe Mangual, R (1, 8) OBP: 0.372, SLG: 0.403	G3		0-0 F6-4 2-3			0-0 FC6-4 HR 1-2f		BBBB 4-0 FC6-4 BB		3	1	0	0	1	0	3
Mike Jorgensen, L (1, 3) OBP: 0.331, SLG: 0.372		0-0 F9		0-0 F7		0-0 HR 1-H		0-0 FC6-4 FC6-4 1-2f		3	1	1	2	0	0	0
Hal Breeden, R (8, PH) OBP: 0.318, SLG: 0.278										1	0	0	0	0	0	1
(8, 3)																
Larry Biittner, L (1, 9) OBP: 0.417, SLG: 0.491		0-0 F4-3		0-0 F4-6-3 1B		BBBB 4-0 BB		0-0 FC6-4 1-2f		2	0	1	0	1	0	0
Bob Bailey, R (8, PH) OBP: 0.310, SLG: 0.243										1	0	0	0	0	0	1
(8, 7)																
Pat Scanlon, L (1, 5) OBP: 0.414, SLG: 0.458		0-0 1B		0-0 F4-6-3 1-2		0-0 1-3			0-0 F7	2	0	1	0	0	0	1
Jose Morales, R (6, PH) OBP: 0.444, SLG: 0.750										1	0	0	0	0	0	1
Larry Parrish, R (6, 5) OBP: 0.297, SLG: 0.413										1	0	0	0	0	0	0
Gary Carter, R (1, 2) OBP: 0.317, SLG: 0.450		SSS 0-3 K		0-0 F8			SSS 0-3 K		0-0 F9	4	0	0	0	0	2	1
Tim Foli, R (1, 6) OBP: 0.295, SLG: 0.266			0-0 1-3	0-0 F4-3			0-0 5-3		0-0 1B	4	0	1	0	0	0	0
Woodie Fryman, R (1, 1) OBP: 0.211, SLG: 0.222			H 1-0 BB 1B HBP	0-0 F4-3			0-0 FC4-6 1B		0-0 1-2 1B	2	1	1	0	0	0	0
Barry Foote, R (9, PH) OBP: 0.212, SLG: 0.226										1	0	1	0	0	0	0
Pete Mackanin, R (9, PR) OBP: 0.364, SLG: 0.475										0	0	0	0	0	0	0
Inning Stats	R: 0 E: 0 K: 1 S: 5 H: 0 LOB: 0 BB: 0 P: 5	R: 0 E: 0 K: 1 S: 6 H: 1 LOB: 1 BB: 0 P: 6	R: 1 E: 0 K: 0 S: 3 H: 1 LOB: 1 BB: 1 P: 8	R: 0 E: 0 K: 0 S: 3 H: 1 LOB: 0 BB: 0 P: 3	R: 0 E: 0 K: 0 S: 3 H: 0 LOB: 0 BB: 0 P: 3	R: 2 E: 0 K: 0 S: 5 H: 2 LOB: 1 BB: 1 P: 9	R: 0 E: 0 K: 1 S: 6 H: 1 LOB: 1 BB: 0 P: 6	R: 0 E: 0 K: 0 S: 3 H: 0 LOB: 1 BB: 1 P: 7	R: 0 E: 0 K: 1 S: 7 H: 2 LOB: 2 BB: 0 P: 7	1B: 7 2B: 1 3B: 0 HR: 1	SF: 0 SAC: 0 DP: 2 HBP: 1						

PITCHER		IP	WLS	BF	H	R	ER	SO	BB	IBB	HBP	BLK	WP	HR	S	P	ERA	WHIP
Jack Billingham, R ERA: 4.04	(1, 1)	5.2		23	5	3	3	2	2	0	1	0	0	1	24	33	4.76	1.235
Fred Norman, L ERA: 4.38	(6, 1)	0.1		1	0	0	0	0	0	0	0	0	0	0	1	1	0.00	0.000
Clay Carroll, R ERA: 1.69	(7, 1)	1.1	W	6	1	0	0	1	1	0	0	0	0	0	7	11	0.00	1.500
Will McEnaney, L ERA: 1.31	(8, 1)	1.2	S	7	2	0	0	1	0	0	0	0	0	0	9	9	0.00	1.200

PITCHER	IP	WLS	BF	H	R	ER	SO	BB	IBB	HBP	BLK	WP	HR	S	P	ERA	WHIP

TOP

Montreal Expos @ Cincinnati Reds

Riverfront Stadium, Cincinnati, OH

Mon May 26 1975, 3:33 AM EDT

Unknown

livebaseballscorecards.com

AB	33
R	3
H	8
RBI	3
BB	3
SO	4
LOB	11

Montreal Expos @ Cincinnati Reds

Riverfront Stadium, Cincinnati, OH

Mon May 26 1975, 3:33 AM EDT

Unknown

BOTTOM

Batter	1	2	3	4	5	6	7	8	9	AB	R	H	RBI	BB	SO	LOB
Pete Rose, S (1, 5) OBP: 0.391, SLG: 0.409	FC6-4 1B	2-H 1B			BBB 4-0 BB		5-3			3	0	2	0	1	0	0
Dave Concepcion, R (1, 6) OBP: 0.333, SLG: 0.379	F8		F8		F8		BB FC BLK 1B			4	1	1	0	0	0	2
Johnny Bench, R (1, 3) OBP: 0.330, SLG: 0.494	FC6-4 1B 1B 1-2f		L1-6 1B 1B		SSS 0-3 K		FC BLK BB 1-2			4	1	1	0	0	1	3
George Foster, R (1, 8) (8, 7) OBP: 0.308, SLG: 0.564	E 1B 1B 1-2		1-2 1B			F7	P2			4	1	2	0	0	0	2
Merv Rettenmund, R (1, 9) OBP: 0.327, SLG: 0.222	E9 1-H 2-H 1B		L1-6 2-3			BBBB 4-0 1B E BB	BBBB 4-0 BLK 1-2 2-3 BB			2	1	1	1	2	0	2
Ed Armbrister, R (1, 7) OBP: 0.250, SLG: 0.261 Cesar Geronimo, L (8, 8) OBP: 0.364, SLG: 0.414	6-3			F9		SSS 0-0 S 1-3 1B	SSS 0-3 K 1-2 2-3 3-H			4 0	0 0	1 0	0 0	0 0	1 0	3 0
Bill Plummer, R (1, 2) OBP: 0.167, SLG: 0.091		F9		L5		P6 1-3 3-H	5-3			4	0	0	0	0	0	1
Doug Flynn, R (1, 4) OBP: 0.311, SLG: 0.375		SH1-4 1B 1B		F9		BBBB 4-0 BB	F5-3			3	0	1	0	1	0	0
Jack Billingham, R (1, 1) OBP: 0.143, SLG: 0.100 Fred Norman, S (6, 1) Ken Griffey, L (6, PH) OBP: 0.445, SLG: 0.454 Clay Carroll, R (7, 1) Will McEnaney, L (8, 1)		SH1-4 1-2			3-1	B1-3	SSS 0-3 K			1 0 1 0 1	0 0 0 0 0	0 0 0 0 1	0 0 0 0 0	0 0 0 0 1	0 0 0 0 0	0 0 2 0 0
Inning Stats	R: 2 E: 1 K: 0 S: 6 H: 3 LOB: 1 BB: 0 P: 6	R: 0 E: 0 K: 0 S: 4 H: 2 LOB: 2 BB: 0 P: 4	R: 0 E: 0 K: 0 S: 4 H: 2 LOB: 1 BB: 0 P: 4	R: 0 E: 0 K: 0 S: 3 H: 0 LOB: 0 BB: 0 P: 3	R: 0 E: 0 K: 1 S: 5 H: 0 LOB: 1 BB: 1 P: 9	R: 1 E: 0 K: 0 S: 4 H: 1 LOB: 2 BB: 2 P: 12	R: 1 E: 0 K: 1 S: 7 H: 1 LOB: 2 BB: 1 P: 11	R: 0 E: 0 K: 1 S: 5 H: 0 LOB: 0 BB: 0 P: 5		1B: 9 2B: 1 3B: 0 HR: 0	SF: 0 SAC: 1 DP: 1 HBP: 0					

livebaseballscorecards.com

AB	31
R	4
H	9
RBI	1
BB	4
SO	3
LOB	15

PITCHER	IP	WLS	BF	H	R	ER	SO	BB	IBB	HBP	BLK	WP	HR	S	P	ERA	WHIP
Woodie Fryman, L (1, 1) ERA: 2.5	8.0	L	36	9	4	2	3	4	0	0	1	0	0	38	54	2.25	1.625

PITCHER	IP	WLS	BF	H	R	ER	SO	BB	IBB	HBP	BLK	WP	HR	S	P	ERA	WHIP

Montreal Expos @ Cincinnati Reds

Riverfront Stadium, Cincinnati, OH

Mon May 26 1975, 3:38 AM EDT

Att. 25,034 - Unknown

TOP

livebaseballscorecards.com

Batter	1	2	3	4	5	6	7	8	9	AB	R	H	RBI	BB	SO	LOB
Pepe Mangual, R (1, 8) OBP: 0.373, SLG: 0.399	K		P8-3 1B		E5 1B 1B		6-3		BB	4	1	1	0	1	1	1
Tim Foli, R (1, 6) OBP: 0.304, SLG: 0.284	E 2B		P8-3 1-2f		1B 1-2 2-3		G6-4-3 1B		K	5	2	3	0	0	1	3
Gary Carter, R (1, 9) OBP: 0.328, SLG: 0.457	E2 2-H			1B	1B 1-2 2-3 3-H		G6-4-3 1-2f		L5	5	0	3	2	0	0	3
Bob Bailey, R (1, 7) OBP: 0.304, SLG: 0.244	F8			K	F9 1-3 2-H 3-H			4-3		4	0	1	2	0	1	2
Barry Foote, R (1, 2) OBP: 0.222, SLG: 0.236	F8			1B 1-2	F9 1-2			1B		4	0	2	0	0	0	3
Hal Breeden, R (1, 3) OBP: 0.292, SLG: 0.250 Mike Jorgensen, L (6, PH) OBP: 0.326, SLG: 0.366 (6, 3)		F8		F2		F2		F8		2 2	0 0	0 0	0 0	0 0	0 0	2 1
Larry Parrish, R (1, 5) OBP: 0.288, SLG: 0.400		F8		P4		6-3		F9		4	0	0	0	0	0	3
Pete Mackanin, R (1, 4) OBP: 0.377, SLG: 0.476 Rich Coggins, L (9, PH) OBP: 0.429, SLG: 0.643		F3			1B SH1-4 1B BB	1B			6-3	2 1	1 0	1 0	0 0	1 0	0 0	0 0
Steve Renko, R (1, 1) Pat Scanlon, L (6, PH) OBP: 0.400, SLG: 0.440 Donald DeMola, R (6, 1) Larry Biittner, L (9, PH) OBP: 0.426, SLG: 0.500 Larry Lintz, S (9, PR) OBP: 0.317, SLG: 0.200			F9		SH1-4 1-2	F8			BB 1B	1 1 0 1 0	0 0 0 0 0	0 0 0 1 0	0 0 0 0 0	0 0 0 0 0	0 0 0 0 0	0 1 0 0 0

| Inning Stats | | |

Batter	1	2	3	4	5	6	7	8	9	AB	R	H	RBI	BB	SO	LOB
Pete Rose, S (1, 5) OBP: 0.393, SLG: 0.404	4-3		F6		BB, WP, HR 1-2 BB		BB			2	1	0	0	2	0	0
Ken Griffey, L (1, 9) OBP: 0.439, SLG: 0.440	6-3		K		BB, HR 1-2 2-3 BB		K			3	1	0	0	1	2	1
Joe Morgan, L (1, 4) OBP: 0.485, SLG: 0.464	S BB		BB		HR 1-2 2-3 3-H BB		K			1	1	0	1	3	1	1
Johnny Bench, R (1, 2) OBP: 0.328, SLG: 0.505	F8 1-2		F7		HR 1-H 2-H 3-H		P4			4	1	1	4	0	0	3
Dan Driessen, L (1, 3) OBP: 0.361, SLG: 0.294		1-3	F7		K			K		4	0	0	0	0	2	0
Cesar Geronimo, L (1, 8) OBP: 0.361, SLG: 0.417		G3	F8		6-3			2B		4	0	1	0	0	0	0
George Foster, R (1, 7) OBP: 0.306, SLG: 0.552		1B 1B	P6				K	5-3		4	0	1	0	0	1	1
Darrel Chaney, S (1, 6) OBP: 0.205, SLG: 0.118		1-2 1B			WP, BB, BB 1B		K	IBB		3	1	2	0	1	1	0
Don Gullett, R (1, 1) OBP: 0.267, SLG: 0.241		K			K	5-3		P3		1	0	0	0	0	1	2
Ed Armbrister, R (5, PH) OBP: 0.240, SLG: 0.250										1	0	0	0	0	1	1
Pedro Borbon, R (6, 1) OBP: 0.143, SLG: 0.143										2	0	0	0	0	0	2
Rawly Eastwick, R (9, 1)										0	0	0	0	0	0	0
Inning Stats	R: 0 E: 0 K: 0 S: 3 H: 0 LOB: 1 BB: 1 P: 7	R: 0 E: 0 K: 1 S: 7 H: 2 LOB: 2 BB: 0 P: 7	R: 0 E: 0 K: 1 S: 5 H: 0 LOB: 1 BB: 1 P: 9	R: 0 E: 0 K: 0 S: 3 H: 0 LOB: 0 BB: 0 P: 3	R: 5 E: 0 K: 2 S: 9 H: 2 LOB: 0 BB: 3 P: 21	R: 0 E: 0 K: 2 S: 7 H: 0 LOB: 0 BB: 0 P: 7	R: 0 E: 0 K: 2 S: 7 H: 0 LOB: 1 BB: 1 P: 11	R: 0 E: 0 K: 1 S: 6 H: 1 LOB: 2 BB: 1 P: 10		1B: 3 2B: 1 3B: 0 HR: 1 SF: 0 SAC: 0 DP: 0 HBP: 0						

PITCHER	IP	WLS	BF	H	R	ER	SO	BB	IBB	HBP	BLK	WP	HR	S	P	ERA	WHIP
Steve Renko, R (1, 1) ERA: 7.36	5.0	L	24	4	5	5	4	5	0	0	0	1	1	27	47	9.00	1.800
Donald DeMola, R (6, 1) ERA: 3.79	3.0		12	1	0	0	5	1	1	0	0	0	0	20	28	0.00	0.667

PITCHER	IP	WLS	BF	H	R	ER	SO	BB	IBB	HBP	BLK	WP	HR	S	P	ERA	WHIP

BOTTOM

Montreal Expos @ Cincinnati Reds

Riverfront Stadium, Cincinnati, OH

Mon May 26 1975, 3:38 AM EDT

Att. 25,034 - Unknown

livebaseballscorecards.com

AB	29
R	5
H	5
RBI	5
BB	7
SO	9
LOB	11

Batter	1	2	3	4	5	6	7	8	9	AB	R	H	RBI	BB	SO	LOB
Rich Coggins, L (1, 7) OBP: 0.389, SLG: 0.611	4-3		K			2B		F7		4	0	1	0	0	1	0
Tim Foli, R (1, 6) OBP: 0.297, SLG: 0.276	F8		F9			5-3			F5-3	4	0	0	0	0	0	1
Pepe Mangual, R (1, 8) OBP: 0.376, SLG: 0.404	2B			P4		BB			K	3	0	1	0	1	1	0
Mike Jorgensen, L (1, 3) OBP: 0.318, SLG: 0.354	F2			F9		K			4-3	4	0	0	0	0	1	3
Gary Carter, R (1, 9) OBP: 0.321, SLG: 0.445		F7		K			5-3			3	0	0	0	0	1	0
Barry Foote, R (1, 2) OBP: 0.225, SLG: 0.232		BB			F8		F7			2	0	0	0	1	0	0
Larry Parrish, R (1, 5) OBP: 0.281, SLG: 0.391		P4			F3		L5			3	0	0	0	0	0	1
Pete Mackanin, R (1, 4) OBP: 0.361, SLG: 0.455		F7			F8			F7		3	0	0	0	0	0	1
Dennis Blair, R (1, 1) OBP: 0.200, SLG: 0.143			6-3			K		4-3		1	0	0	0	0	0	0
Dan Warthen, S (5, 1)										1	0	0	0	0	1	0
Larry Biittner, L (8, PH) OBP: 0.419, SLG: 0.491										1	0	0	0	0	0	0
Chuck Taylor, R (8, 1)										0	0	0	0	0	0	0
Inning Stats	R: 0 E: 0 K: 0 S: 4 H: 1 LOB: 1 BB: 0 P: 4	R: 0 E: 0 K: 0 S: 3 H: 0 LOB: 1 BB: 1 P: 7	R: 0 E: 0 K: 1 S: 5 H: 0 LOB: 0 BB: 0 P: 5	R: 0 E: 0 K: 1 S: 5 H: 0 LOB: 0 BB: 0 P: 5	R: 0 E: 0 K: 0 S: 3 H: 0 LOB: 0 BB: 0 P: 3	R: 0 E: 0 K: 2 S: 8 H: 1 LOB: 2 BB: 1 P: 12	R: 0 E: 0 K: 0 S: 3 H: 0 LOB: 0 BB: 0 P: 3	R: 0 E: 0 K: 0 S: 3 H: 0 LOB: 0 BB: 0 P: 3	R: 0 E: 0 K: 1 S: 5 H: 0 LOB: 0 BB: 0 P: 5	1B: 0 2B: 2 3B: 0 HR: 0 SF: 0 SAC: 0 DP: 0 HBP: 0						

PITCHER	IP	WLS	BF	H	R	ER	SO	BB	IBB	HBP	BLK	WP	HR	S	P	ERA	WHIP
Gary Nolan, R (1, 1) ERA: 2.48	9.0	W	31	2	0	0	5	2	0	0	0	0	0	39	47	0.00	0.444

PITCHER	IP	WLS	BF	H	R	ER	SO	BB	IBB	HBP	BLK	WP	HR	S	P	ERA	WHIP

TOP

Montreal Expos @ Cincinnati Reds

Riverfront Stadium, Cincinnati, OH

Wed May 28 1975, 7:05 PM EDT

Att. 16,480 - Unknown

livebaseballscorecards.com

AB	29
R	0
H	2
RBI	0
BB	2
SO	5
LOB	6

WP: 0 PA: 31
PB: 0
SB: 0
CS: 0

BOTTOM

Montreal Expos @ Cincinnati Reds

Riverfront Stadium, Cincinnati, OH

Wed May 28 1975, 7:05 PM EDT

Att. 16,480 - Unknown

Batter	1	2	3	4	5	6	7	8	9	AB	R	H	RBI	BB	SO	LOB
Pete Rose, S (1, 5) OBP: 0.395, SLG: 0.403	BBBB 4-0 BB		x 0-0 4-3 ③		x 0-0 WP 1B 1-2 1B		x 0-0 F9 ①	x 0-0 2-H 2B		3	1	1	0	1	0	0
Doug Flynn, R (8, 5) OBP: 0.326, SLG: 0.415										1	0	1	1	0	0	0
Ken Griffey, L (1, 9) OBP: 0.438, SLG: 0.433	x 0-0 F8 ①			x 0-0 F7 ①	x 0-0 WP 1-H 2-H 1B		BBBB 4-0 2B BB BB	x 0-0 F8 ③		4	1	1	2	1	0	2
Joe Morgan, L (1, 4) OBP: 0.490, SLG: 0.484	x 0-0 F9 ②			x 0-0 HR	BBBB 4-0 2-3 BB		BBBB 4-0 2B 1-2 SF7 BB			2	2	1	1	2	0	1
Johnny Bench, R (1, 2) OBP: 0.327, SLG: 0.505	x 0-0 F8 ③			x 0-0 F5 ②	SSS 0-3 K ③		x 0-0 1-3 2-H 2B			4	0	1	1	0	1	3
Dan Driessen, L (1, 3) OBP: 0.354, SLG: 0.283		x 0-0 L5 ①		BBBB 4-0 BB		x 0-0 6-3 ①	x 0-0 3-H SF7 ②			2	0	0	1	1	0	0
Cesar Geronimo, L (1, 8) OBP: 0.352, SLG: 0.405		x 0-0 5-3 ②		x 0-0 4-3 ③		SSS 0-3 K ②	x 0-0 1-3 ③			4	0	0	0	0	1	2
Dave Concepcion, R (1, 6) OBP: 0.337, SLG: 0.388		x 0-0 F9 ③			x 0-0 F8 ①	x 0-0 FC5 2B		x 0-0 1-3 2B 1B		4	1	2	0	0	0	0
George Foster, R (1, 7) OBP: 0.304, SLG: 0.537			x 0-0 5-3 ①		SSS 0-3 K ②	4-0 IBB		x 0-0 1-3 1-2 ①		3	0	0	0	1	1	1
Gary Nolan, R (1, 1) OBP: 0.296, SLG: 0.174			SSS 0-3 K ②		x 0-0 WP 1B 1B 1B	x 0-0 FC5 2-3f ③		x 0-0 F9 ②		4	1	1	0	0	1	3
Inning Stats	R: 0 E: 0 K: 0 S: 3 H: 0 LOB: 1 BB: 1 P: 7	R: 0 E: 0 K: 0 S: 3 H: 0 LOB: 0 BB: 0 P: 3	R: 0 E: 0 K: 1 S: 5 H: 0 LOB: 0 BB: 0 P: 5	R: 1 E: 0 K: 0 S: 4 H: 1 LOB: 1 BB: 1 P: 8	R: 2 E: 0 K: 2 S: 10 H: 3 LOB: 2 BB: 1 P: 14	R: 0 E: 0 K: 1 S: 6 H: 1 LOB: 2 BB: 1 P: 10	R: 2 E: 0 K: 0 S: 4 H: 1 LOB: 1 BB: 2 P: 12	R: 1 E: 0 K: 0 S: 5 H: 2 LOB: 1 BB: 0 P: 5		1B: 4 2B: 3 3B: 0 HR: 1	SF: 1 SAC: 0 DP: 0 HBP: 0					

livebaseballscorecards.com

AB	31
R	6
H	8
RBI	6
BB	6
SO	4
LOB	12

WP: 2 PB: 0 SB: 0 CS: 0 PA: 38

PITCHER		IP	WLS	BF	H	R	ER	SO	BB	IBB	HBP	BLK	WP	HR	S	P	ERA	WHIP
Dennis Blair, R ERA: 3.46	(1, 1)	4.2	L	20	4	3	3	2	2	0	0	0	1	1	22	30	5.79	1.286
Dan Warthen, L ERA: 2.0	(5, 1)	2.1		13	2	2	2	2	3	1	0	0	1	0	13	29	7.71	2.143
Chuck Taylor, R ERA: 3.86	(8, 1)	1.0		5	2	1	1	0	0	0	0	0	0	0	5	5	9.00	2.000

PITCHER	IP	WLS	BF	H	R	ER	SO	BB	IBB	HBP	BLK	WP	HR	S	P	ERA	WHIP

San Francisco Giants @ Montreal Expos

Jarry Park, Montreal, QB

Sat May 31 1975, 7:05 PM EDT

Att. 11,492 - Unknown - 75 F

TOP

livebaseballscorecards.com

Batter	1	2	3	4	5	6	7	8	9	AB	R	H	RBI	BB	SO	LOB
Von Joshua, L (1, 8) OBP: 0.355, SLG: 0.404 Gary Lavelle, S (9, 1) OBP: 0.200, SLG: 0.200	4-3			6-3		F7			F8	4 0	0 0	0 0	0 0	0 0	0 0	1 0
Derrel Thomas, S (1, 4) OBP: 0.315, SLG: 0.313	2-3			K			K		4-3	4	0	0	0	0	2	1
Bobby Murcer, L (1, 9) OBP: 0.397, SLG: 0.480 (9, 8)	3-1			P3			F9		E4 1B	4	0	0	0	0	0	1
Gary Matthews, R (1, 7) OBP: 0.368, SLG: 0.469		K			5-3		F8		1-2 1B	4	0	1	0	0	1	0
Willie Montanez, L (1, 3) OBP: 0.318, SLG: 0.429		G3-6-3 1B			4-3			F9	6-3	4	0	1	0	0	0	2
Chris Speier, R (1, 6) OBP: 0.348, SLG: 0.341		G3-6-3 1-2f			1B			5-3		3	0	1	0	0	0	1
Steve Ontiveros, S (1, 5) OBP: 0.371, SLG: 0.333			BBBB 4-3 BB		4-3			G3		2	0	0	0	1	0	1
Dave Rader, L (1, 2) OBP: 0.337, SLG: 0.329 Jake Brown, R (9, PR) OBP: 0.364, SLG: 0.400 Marc Hill, R (9, 2) OBP: 0.310, SLG: 0.278			4-3 1-2			4-3			BBBB HR BB	2 0 0	0 1 0	0 0 0	0 0 0	1 0 0	0 0 0	1 0 0
Jim Barr, R (1, 1) OBP: 0.120, SLG: 0.043 Glenn Adams, L (9, PH) OBP: 0.625, SLG: 1.429 (9, 9)			F9			4-3			1-H HR	2 1	0 1	0 1	0 2	0 0	0 0	0 0
Inning Stats	R: 0 E: 0 K: 0 S: 3 H: 0 LOB: 0 BB: 0 P: 3	R: 0 E: 0 K: 1 S: 5 H: 1 LOB: 0 BB: 0 P: 5	R: 0 E: 0 K: 0 S: 2 H: 0 LOB: 0 BB: 1 P: 6	R: 0 E: 0 K: 1 S: 5 H: 0 LOB: 0 BB: 0 P: 5	R: 0 E: 0 K: 0 S: 4 H: 1 LOB: 1 BB: 0 P: 4	R: 0 E: 0 K: 0 S: 3 H: 0 LOB: 0 BB: 0 P: 3	R: 0 E: 0 K: 1 S: 5 H: 0 LOB: 0 BB: 0 P: 5	R: 0 E: 0 K: 0 S: 3 H: 0 LOB: 0 BB: 0 P: 3	R: 2 E: 1 K: 0 S: 6 H: 2 LOB: 2 BB: 1 P: 10	1B: 3 2B: 0 3B: 0 HR: 1 SF: 0 SAC: 0 DP: 1 HBP: 0						

	AB	30
	R	2
	H	4
	RBI	2
	BB	2
	SO	3
	LOB	8

WP: 0 PA: 32
PB: 0
SB: 0
CS: 0

PITCHER		IP	WLS	BF	H	R	ER	SO	BB	IBB	HBP	BLK	WP	HR	S	P	ERA	WHIP
Steve Rogers, R ERA: 2.7	(1, 1)	8.2		31	4	2	2	3	2	0	0	0	0	1	35	43	2.08	0.692
Dan Warthen, L ERA: 1.93	(9, 1)	0.1	W	1	0	0	0	0	0	0	0	0	0	0	1	1	0.00	0.000

PITCHER	IP	WLS	BF	H	R	ER	SO	BB	IBB	HBP	BLK	WP	HR	S	P	ERA	WHIP

Batter	1	2	3	4	5	6	7	8	9	AB	R	H	RBI	BB	SO	LOB
Pepe Mangual, R (1, 8) OBP: 0.385, SLG: 0.409	BBBB 4-0 1B 4-3 BB		x 0-0 FC1-5 SH 1B		x 0-0 F8 S 1B		x 0-0 ③ 5-3			3	1	2	0	1	0	1
Tim Foli, R (1, 6) OBP: 0.298, SLG: 0.277	x 0-0 4-3 1-3 1B		x 0-0 SH L4 FC1-5 1-2		x 0-0 ② F8 1-3			x 0-0 ① 6-3		3	0	1	0	0	0	1
Rich Coggins, L (1, 7) OBP: 0.318, SLG: 0.500	x 0-0 ① 4-3 1-2 3-H		x 0-0 ① FC1-5 1-2 2-3f		x 0-0 ③ 4-3			x 0-0 ② 4-3		4	0	0	1	0	0	4
Larry Biittner, L (1, 9) OBP: 0.394, SLG: 0.459	x 0-0 ② F7		x 0-0 ②③ L4 2-3			x 0-0 ① F7		x 0-0 ③ F8		4	0	0	0	0	0	3
Mike Jorgensen, L (1, 3) OBP: 0.316, SLG: 0.374	x 0-0 ③ F7			x 0-0 ① 1-3		x 0-0 ② P6			x 0-0 HR	4	1	1	1	0	0	1
Pat Scanlon, L (1, 5) OBP: 0.394, SLG: 0.429		x 0-0 FC5-4 1B		x 0-0 ② F9		x 0-0 ③ F8				3	0	1	0	0	0	0
Gary Carter, R (1, 2) OBP: 0.321, SLG: 0.443		x 0-0 ① FC5-4 FC1-6 1-2f		x 0-0 ③ F7			x 0-0 SH1-4 1B			3	0	1	0	0	0	1
Pete Mackanin, R (1, 4) OBP: 0.360, SLG: 0.478		x 0-0 ② FC1-6 1-2f			x 0-0 SF9 3B		x 0-0 ① F8			3	1	1	0	0	0	2
Steve Rogers, R (1, 1) OBP: 0.238, SLG: 0.167 Dan Warthen, S (9, 1)		x 0-0 ③ 4-3			x 0-0 ① SF9 3-H		x 0-0 ② SH1-4 1-2			1	0	0	1	0	0	1
										0	0	0	0	0	0	0
Inning Stats	R: 1 E: 0 K: 0 S: 4 H: 1 LOB: 1 BB: 1 P: 8	R: 0 E: 0 K: 0 S: 4 H: 1 LOB: 1 BB: 0 P: 4	R: 0 E: 1 K: 0 S: 4 H: 1 LOB: 1 BB: 0 P: 4	R: 0 E: 0 K: 0 S: 3 H: 0 LOB: 0 BB: 0 P: 3	R: 1 E: 0 K: 0 S: 5 H: 2 LOB: 1 BB: 0 P: 5	R: 0 E: 0 K: 0 S: 3 H: 0 LOB: 0 BB: 0 P: 3	R: 0 E: 0 K: 0 S: 4 H: 1 LOB: 1 BB: 0 P: 4	R: 0 E: 0 K: 0 S: 3 H: 0 LOB: 0 BB: 0 P: 3	R: 1 E: 0 K: 0 S: 1 H: 1 LOB: 0 BB: 0 P: 1	1B: 5 2B: 1 3B: 1 HR: 1	SF: 1 SAC: 2 DP: 1 HBP: 0			WP: 0 PB: 0 SB: 1 CS: 0	PA: 32		

PITCHER		IP	WLS	BF	H	R	ER	SO	BB	IBB	HBP	BLK	WP	HR	S	P	ERA	WHIP
Jim Barr, R ERA: 2.42	(1, 1)	8.0		31	6	2	2	0	1	0	0	0	0	0	30	34	2.25	0.875
Gary Lavelle, L ERA: 1.67	(9, 1)	0.0	L	1	1	1	1	0	0	0	0	0	0	1	1	1	∞	∞

PITCHER	IP	WLS	BF	H	R	ER	SO	BB	IBB	HBP	BLK	WP	HR	S	P	ERA	WHIP

BOTTOM

San Francisco Giants @ Montreal Expos

Jarry Park, Montreal, QB

Sat May 31 1975, 7:05 PM EDT
Att. 11,492 - Unknown - 75 F

livebaseballscorecards.com

AB	28
R	3
H	7
RBI	3
BB	1
SO	0
LOB	14

Batter	1	2	3	4	5	6	7	8	9	AB	R	H	RBI	BB	SO	LOB
Gary Thomasson, L (1, 8) OBP: 0.241, SLG: 0.269	PB 1B 2B 1B	4-3 2-3		E4		F7		4-3	HR 1-3 1B	6	2	2	0	0	0	1
Bruce Miller, R (1, 4) OBP: 0.356, SLG: 0.370	PB 1-2 2B 1B	L9		F8			4-3	HR BB	SF8 3-H	4	2	1	1	1	0	2
Bobby Murcer, L (1, 9) OBP: 0.405, SLG: 0.523	2B 1-2 2-3 BB	3-1			SH5-3 HBP 1B		F9	HR 1-H	HR 1-H	5	3	3	4	1	0	1
Jake Brown, R (1, 7) OBP: 0.385, SLG: 0.500 Glenn Adams, L (3, 7) OBP: 0.667, SLG: 1.222	3-1 1-H 2-H 3-H 2B		K	SH5-3 1-2 HBP			BB BB BB	4-3	1B WP 1B	2 2	0 2	1 1	3 0	0 1	1 0	0 0
Willie Montanez, L (1, 3) OBP: 0.326, SLG: 0.448	3-1 2-3	P5		SH5-3 1-2 2-3			BB BB 1-2 1B BB	HR	WP 1-3 1B	4	2	2	1	1	0	1
Chris Speier, R (1, 6) OBP: 0.352, SLG: 0.335	P5	E5		G5-4-3 IBB			BB 1-2 2-3 1B BB	FC6 BB	P4 1-2 3-H	3	1	0	0	3	0	2
Steve Ontiveros, S (1, 5) OBP: 0.373, SLG: 0.323	S BB	F9		G5-4-3 1-2f			1B 1-2 2-3 3-H BB	FC6 1-2f		3	0	0	1	2	0	5
Marc Hill, R (1, 2) OBP: 0.315, SLG: 0.286	F7 1-2			5-3		F8	1B 1-2 2-H 3-H		1B SF8 1B	5	1	2	2	0	0	2
Mike Caldwell, R (1, 1) OBP: 0.158, SLG: 0.263 Ed Goodson, L (7, PH) OBP: 0.254, SLG: 0.302 Randy Moffitt, R (7, 1) OBP: 0.333, SLG: 0.333		4-3 2B		2-3		K	P6		F9	3 1 1	0 0 0	1 0 0	0 0 0	0 0 0	1 0 0	0 2 1
Inning Stats	R: 3 H: 3 E: 0 LOB: 2 K: 0 BB: 2 S: 6 P: 14	R: 0 H: 1 E: 0 LOB: 1 K: 0 BB: 0 S: 4 P: 4	R: 0 H: 0 E: 1 LOB: 1 K: 1 BB: 0 S: 6 P: 6	R: 0 H: 0 E: 1 LOB: 1 K: 0 BB: 0 S: 4 P: 4	R: 0 H: 1 E: 0 LOB: 2 K: 0 BB: 1 S: 3 P: 8	R: 0 H: 0 E: 0 LOB: 0 K: 1 BB: 0 S: 5 P: 5	R: 3 H: 1 E: 0 LOB: 2 K: 0 BB: 4 S: 4 P: 20	R: 3 H: 2 E: 0 LOB: 1 K: 0 BB: 2 S: 5 P: 13	R: 4 H: 5 E: 0 LOB: 1 K: 0 BB: 0 S: 8 P: 8	1B: 8 SF: 1 2B: 2 SAC: 1 3B: 0 DP: 1 HR: 3 HBP: 1						

TOP

San Francisco Giants @ Montreal Expos

Jarry Park, Montreal, QB

Sun Jun 01 1975, 3:33 AM EDT

Att. 12,710 - Unknown

livebaseballscorecards.com

AB	39
R	13
H	13
RBI	12
BB	9
SO	2
LOB	17

WP: 1 PA: 51
PB: 1
SB: 1
CS: 0

PITCHER		IP	WLS	BF	H	R	ER	SO	BB	IBB	HBP	BLK	WP	HR	S	P	ERA	WHIP
Dave McNally, L ERA: 5.17	(1, 1)	5.0		25	5	3	3	1	2	1	1	0	0	0	23	36	5.40	1.400
Donald DeMola, R ERA: 3.6	(6, 1)	1.0		3	0	0	0	1	0	0	0	0	0	0	5	5	0.00	0.000
Dan Warthen, L ERA: 4.5	(7, 1)	0.2	L	5	0	3	3	0	3	0	0	0	0	0	2	14	40.50	4.500
Chuck Taylor, R ERA: 4.74	(7, 1)	1.1		10	3	3	3	0	3	0	0	0	0	2	7	19	20.25	4.500
John Montague, R ERA: 5.6	(9, 1)	1.0		8	5	4	4	0	0	0	0	0	1	1	8	8	36.00	5.000

PITCHER	IP	WLS	BF	H	R	ER	SO	BB	IBB	HBP	BLK	WP	HR	S	P	ERA	WHIP

Batter	1	2	3	4	5	6	7	8	9	AB	R	H	RBI	BB	SO	LOB
Pepe Mangual, R (1, 8) OBP: 0.374, SLG: 0.396	E6 G4-3		F8 ①		FC 1-2 2-3		5-3 ①		K ①	5	0	0	0	0	1	4
Tim Foli, R (1, 6) OBP: 0.295, SLG: 0.270	G4-3 ①② 1-2f		G4-6-3 ②③ 1-2f		L6 ②		FC5 1B BB		5-3 ②	4	0	0	0	1	0	6
Gary Carter, R (1, 9) (8, 2) OBP: 0.317, SLG: 0.457	4-3 ③			6-3 ①	5-3 ③		F7 ②		HR	5	1	1	1	0	0	4
Barry Foote, R (1, 2) OBP: 0.228, SLG: 0.228 Larry Biittner, L (7, PH) OBP: 0.412, SLG: 0.476 (8, 9)		G6-4-3 HBP		5-3 ②		5-3 ①	1-2 1B		BB 1B	2	0	0	0	0	0	0
										2	0	2	0	0	0	0
Bob Bailey, R (1, 7) OBP: 0.294, SLG: 0.222		G6-4-3 ①② 1-2f		6-3 ③		6-3 ②	FC5 ③ 2-3f		1-2 BB	4	0	0	0	1	0	3
Pete Mackanin, R (1, 4) OBP: 0.363, SLG: 0.514		6-3 ③			1B 1B 1B	HR		4-3 ①	P5 ③	5	2	2	1	0	0	2
Larry Parrish, R (1, 5) OBP: 0.295, SLG: 0.423			HR		FC 1B 1-2 1B	1B 1B		S S S K ②		4	1	3	1	0	1	0
Mike Jorgensen, L (1, 3) OBP: 0.327, SLG: 0.403			B B B B 1B BB		F7 ①	1-3 1B			HR	3	1	2	1	1	0	2
Dave McNally, R (1, 1) OBP: 0.423, SLG: 0.211 Jose Morales, R (5, PH) OBP: 0.474, SLG: 0.765 Donald DeMola, R (6, 1) Hal Breeden, R (6, PH) OBP: 0.280, SLG: 0.238 Dan Warthen, S (7, 1) Chuck Taylor, R (7, 1) Pat Scanlon, L (8, PH) OBP: 0.382, SLG: 0.414 John Montague, R (9, 1)			G4-6-3 1-2 1B		FC 1-2 2-H 1B	P3 ③		6-3 ③		1	0	1	0	0	0	0
										1	0	1	1	0	0	0
										0	0	0	0	0	0	0
										1	0	0	0	0	0	2
										0	0	0	0	0	0	0
										0	0	0	0	0	0	0
										1	0	0	0	0	0	0
										0	0	0	0	0	0	0
Inning Stats	R: 0 E: 1 K: 0 S: 3 H: 0 LOB: 0 BB: 0 P: 3	R: 0 E: 0 K: 0 S: 2 H: 0 LOB: 0 BB: 0 P: 3	R: 1 E: 0 K: 0 S: 4 H: 2 LOB: 1 BB: 1 P: 8	R: 0 E: 0 K: 0 S: 3 H: 0 LOB: 0 BB: 0 P: 3	R: 1 E: 0 K: 0 S: 7 H: 3 LOB: 3 BB: 0 P: 7	R: 1 E: 0 K: 0 S: 6 H: 3 LOB: 2 BB: 0 P: 6	R: 0 E: 0 K: 0 S: 4 H: 1 LOB: 2 BB: 1 P: 8	R: 1 E: 0 K: 1 S: 6 H: 1 LOB: 0 BB: 0 P: 6	R: 1 E: 0 K: 1 S: 7 H: 2 LOB: 2 BB: 1 P: 11	1B: 8 2B: 0 3B: 0 HR: 4	SF: 0 SAC: 0 DP: 3 HBP: 1						

BOTTOM

San Francisco Giants @ Montreal Expos

Jarry Park, Montreal, QB

Sun Jun 01 1975, 3:33 AM EDT

Att. 12,710 - Unknown

livebaseballscorecards.com

AB	38
R	5
H	12
RBI	5
BB	3
SO	2
LOB	23

WP: 0 PA: 42
PB: 0
SB: 0
CS: 0

PITCHER		IP	WLS	BF	H	R	ER	SO	BB	IBB	HBP	BLK	WP	HR	S	P	ERA	WHIP
Mike Caldwell, L ERA: 4.59	(1, 1)	6.0	W	27	8	3	3	0	1	0	1	0	0	2	25	30	4.50	1.500
Randy Moffitt, R ERA: 4.82	(7, 1)	3.0	S	15	4	2	2	2	2	0	0	0	0	2	17	25	6.00	2.000

PITCHER	IP	WLS	BF	H	R	ER	SO	BB	IBB	HBP	BLK	WP	HR	S	P	ERA	WHIP

Los Angeles Dodgers @ Montreal Expos

Jarry Park, Montreal, QB

Mon Jun 02 1975, 7:05 PM EDT

Att. 11,427 - Unknown

TOP

livebaseballscorecards.com

Batter	1	2	3	4	5	6	7	8	9	AB	R	H	RBI	BB	SO	LOB
Davey Lopes, R (1, 4) (6, 6) OBP: 0.409, SLG: 0.359	0-0 1B 1B	0-3 K		0-0 FC6-4 1-2f			0-3 K		0-0 6-3	5	1	1	0	0	2	3
Tom Paciorek, R (1, 7) OBP: 0.270, SLG: 0.322	0-0 F8	0-0 F7			0-0 F7		0-0 6-3		0-0 2-H 1B	5	0	1	1	0	0	2
Jimmy Wynn, R (1, 8) OBP: 0.411, SLG: 0.512	0-0 2B WP 1-H 1B		0-3 K		0-0 1B		0-0 1-3		0-0 6-3	5	1	2	1	0	1	1
Steve Garvey, R (1, 3) OBP: 0.356, SLG: 0.477	0-0 WP 1-3 2B		0-0 3B		0-0 F7			0-0 F8		4	0	2	0	0	0	1
Ron Cey, R (1, 5) OBP: 0.354, SLG: 0.467	4-0 WP IBB		0-0 P6		0-3 K			0-0 5-3		3	0	0	0	1	1	2
Joe Ferguson, R (1, 9) OBP: 0.339, SLG: 0.316	0-0 1-3 1-2 2-3 3-H		0-0 L6			0-0 E 1B FC1-5-2-6-3 1B		4-0 BB		3	0	1	0	1	0	3
Steve Yeager, R (1, 2) OBP: 0.289, SLG: 0.321	0-0 6-3			0-0 F8		0-0 P5		0-3 K		4	0	0	0	0	1	4
Ivan De Jesus, R (1, 6) OBP: 0.345, SLG: 0.346		0-0 FC1-6 1B		0-0 5-3		0-0 E9 1-3 1B			0-0 E5 1B	2	0	1	0	0	0	0
Lee Lacy, R (6, PH) (6, 4) OBP: 0.391, SLG: 0.475										2	1	1	0	0	0	0
Doug Rau, L (1, 1) OBP: 0.300, SLG: 0.222		0-0 FC1-6 1-2f		0-0 FC6-4 1B		0-0 FC1-5-2-6-3 3-H			0-0 6-3	2	0	1	0	0	0	1
Charlie Hough, R (4, 1)										0	0	0	0	0	0	0
Ken McMullen, R (6, PH) OBP: 0.182, SLG: 0.400										1	0	0	0	0	0	2
Al Downing, R (6, 1)										0	0	0	0	0	0	0
Manny Mota, R (9, PH) OBP: 0.321, SLG: 0.240										1	0	0	0	0	0	1
Inning Stats	R: 2 E: 0 K: 0 S: 6 H: 3 LOB: 2 BB: 1 P: 10	R: 0 E: 0 K: 1 S: 6 H: 1 LOB: 1 BB: 0 P: 6	R: 0 E: 0 K: 1 S: 6 H: 1 LOB: 1 BB: 0 P: 6	R: 0 E: 0 K: 0 S: 4 H: 1 LOB: 1 BB: 0 P: 4	R: 0 E: 0 K: 1 S: 6 H: 1 LOB: 1 BB: 0 P: 6	R: 0 E: 1 K: 0 S: 4 H: 2 LOB: 1 BB: 0 P: 4	R: 0 E: 0 K: 1 S: 5 H: 0 LOB: 0 BB: 0 P: 5	R: 0 E: 0 K: 1 S: 5 H: 0 LOB: 1 BB: 1 P: 9	R: 1 E: 1 K: 0 S: 5 H: 1 LOB: 1 BB: 0 P: 5	1B: 8 2B: 2 3B: 1 HR: 0	SF: 0 SAC: 0 DP: 1 HBP: 0						

PITCHER	IP	WLS	BF	H	R	ER	SO	BB	IBB	HBP	BLK	WP	HR	S	P	ERA	WHIP
Woodie Fryman, L (1, 1) ERA: 2.43	9.0	W	39	10	3	2	5	1	1	0	0	1	0	47	55	2.00	1.222

PITCHER	IP	WLS	BF	H	R	ER	SO	BB	IBB	HBP	BLK	WP	HR	S	P	ERA	WHIP

AB	37
R	3
H	10
RBI	2
BB	2
SO	5
LOB	20

WP: 1 PB: 0 SB: 0 CS: 0 PA: 39

Batter	1	2	3	4	5	6	7	8	9	AB	R	H	RBI	BB	SO	LOB
Pepe Mangual, R (1, 8) OBP: 0.374, SLG: 0.392	FC1-5 BB HBP	9-6 2-3f		WP SH1-3 1B	F7			1-3		4	0	1	0	0	0	3
Tim Foli, R (1, 6) OBP: 0.294, SLG: 0.265	1-3 FC1-5 BLK BB		F8	SH1-3	F7			6-3		3	1	0	1	1	0	0
Gary Carter, R (1, 9) OBP: 0.322, SLG: 0.454	FC1-5 BLK 1-3 1B		1B 1B	WP BB	E6					3	2	1	0	1	0	2
Bob Bailey, R (1, 7) OBP: 0.309, SLG: 0.229	1-3		K 1B	1-2 2-3 BB	P6					3	0	1	0	1	0	3
Tony Scott, S (9, 7) OBP: 0.247, SLG: 0.221			1B							0	0	0	0	0	0	0
Pete Mackanin, R (1, 4) OBP: 0.370, SLG: 0.514	1B BB		1-2 2-H 1B	K	6-3					0	0	0	0	1	0	0
Larry Lintz, S (1, PR) (2, 4) OBP: 0.318, SLG: 0.205										3	0	1	1	0	1	4
Larry Parrish, R (1, 5) OBP: 0.301, SLG: 0.421	1B	K		CS HBP		K				3	0	1	1	0	2	2
Barry Foote, R (1, 2) OBP: 0.228, SLG: 0.237	5-3			F3	2B	L6				4	0	1	0	0	0	2
Mike Jorgensen, L (1, 3) OBP: 0.338, SLG: 0.416		9-6 SH3-4 1B		2B 2B	BB	1-3				3	1	2	0	1	0	0
Woodie Fryman, R (1, 1) OBP: 0.227, SLG: 0.286		SH3-4 1-2		1B SH1-3 2B	P4			P4		3	1	1	1	0	0	2
Inning Stats	R: 2 E: 0 K: 0 S: 4 H: 1 LOB: 2 BB: 2 P: 13	R: 0 E: 0 K: 0 S: 3 H: 1 LOB: 0 BB: 0 P: 3	R: 1 E: 0 K: 1 S: 7 H: 3 LOB: 1 BB: 0 P: 7	R: 2 E: 0 K: 1 S: 8 H: 3 LOB: 3 BB: 2 P: 16	R: 0 E: 0 K: 0 S: 3 H: 1 LOB: 2 BB: 1 P: 8	R: 0 E: 1 K: 0 S: 4 H: 0 LOB: 1 BB: 0 P: 4	R: 0 E: 0 K: 1 S: 5 H: 0 LOB: 0 BB: 0 P: 5	R: 0 E: 0 K: 0 S: 3 H: 0 LOB: 0 BB: 0 P: 3		1B: 6 2B: 4 3B: 0 HR: 0	SF: 0 SAC: 2 DP: 1 HBP: 2					

PITCHER		IP	WLS	BF	H	R	ER	SO	BB	IBB	HBP	BLK	WP	HR	S	P	ERA	WHIP
Doug Rau, L ERA: 3.81	(1, 1)	3.2	L	21	8	5	5	1	3	0	1	1	0	0	19	32	12.27	3.000
Charlie Hough, R ERA: 4.82	(4, 1)	1.1		7	1	0	0	1	2	0	1	0	1	0	6	15	0.00	2.250
Al Downing, L ERA: 2.01	(6, 1)	3.0		10	0	0	0	1	0	0	0	0	0	0	12	12	0.00	0.000

PITCHER	IP	WLS	BF	H	R	ER	SO	BB	IBB	HBP	BLK	WP	HR	S	P	ERA	WHIP

BOTTOM

Los Angeles Dodgers @ Montreal Expos

Jarry Park, Montreal, QB

Mon Jun 02 1975, 7:05 PM EDT

Att. 11,427 - Unknown

livebaseballscorecards.com

AB	29
R	5
H	9
RBI	4
BB	5
SO	3
LOB	18

Batter	1	2	3	4	5	6	7	8	9	AB	R	H	RBI	BB	SO	LOB
Davey Lopes, R (1, 4) OBP: 0.413, SLG: 0.368	F3		BB		4-3 2B 2-H	FC5-4 1-2f		1B 2-H 3-H		4	0	2	3	1	0	3
Bill Buckner, L (1, 7) OBP: 0.253, SLG: 0.355	K		F9		4-3 2-3		5-3	F9		4	0	0	0	0	1	2
Steve Yeager, R (7, 2) OBP: 0.287, SLG: 0.318										1	0	0	0	0	0	1
Jimmy Wynn, R (1, 8) OBP: 0.411, SLG: 0.524	HR			F8	F7		F7		BB SH3-4 1B	4	1	1	1	1	0	1
Steve Garvey, R (1, 3) OBP: 0.361, SLG: 0.491	6-3			1B BB		F8	HR		1B 1-2 SH3-4	4	1	2	1	1	0	0
Willie Crawford, L (1, 9) (7, 7) OBP: 0.333, SLG: 0.352		4-3		1B 1-3		F3	F7		SH3-4 1-2 2-3	4	0	1	0	0	0	0
Ron Cey, R (1, 5) OBP: 0.355, SLG: 0.462		6-3		K		E8 WP 1B		1B SH3-4 BB 1B	IBB	4	2	1	0	1	1	2
Joe Ferguson, R (1, 2) (7, 9) OBP: 0.335, SLG: 0.307		K2-3		F9		BB BB 1B 2-3		F3	K	4	0	0	0	1	2	6
Ivan De Jesus, R (1, 6) OBP: 0.355, SLG: 0.333			P4		2B 4-3 BB	BB 1-2 3-H 1B		SH3-4 1-2 1B BB	F9	1	1	0	0	1	0	0
Charlie Manuel, L (6, PH) OBP: 0.182, SLG: 0.182										1	0	1	1	0	0	0
Rick Auerbach, R (6, PR) OBP: 0.281, SLG: 0.235										1	1	0	0	1	0	3
(6, 6)																
Don Sutton, R (1, 1) OBP: 0.190, SLG: 0.128			F3		4-3 1-2	FC5-4 1-2 2-3 BB		SH3-4 1-2 2-3		2	0	0	0	1	0	1
Jim Brewer, L (9, 1)										0	0	0	0	0	0	0
Inning Stats	R: 1 E: 0 K: 1 S: 6 H: 1 LOB: 0 BB: 0 P: 6	R: 0 E: 0 K: 1 S: 5 H: 0 LOB: 0 BB: 0 P: 5	R: 0 E: 0 K: 0 S: 3 H: 0 LOB: 1 BB: 1 P: 7	R: 0 E: 0 K: 1 S: 6 H: 1 LOB: 2 BB: 1 P: 10	R: 1 E: 0 K: 0 S: 4 H: 1 LOB: 1 BB: 1 P: 8	R: 1 E: 1 K: 0 S: 5 H: 1 LOB: 3 BB: 2 P: 13	R: 1 E: 0 K: 0 S: 4 H: 1 LOB: 0 BB: 0 P: 4	R: 2 E: 0 K: 0 S: 5 H: 2 LOB: 1 BB: 1 P: 9	R: 0 E: 0 K: 1 S: 6 H: 1 LOB: 3 BB: 2 P: 14	1B: 5 2B: 1 3B: 0 HR: 2 SF: 0 SAC: 2 DP: 0 HBP: 0						

PITCHER	IP	WLS	BF	H	R	ER	SO	BB	IBB	HBP	BLK	WP	HR	S	P	ERA	WHIP
Steve Renko, R (1, 1) ERA: 7.12	7.1	L	35	6	6	5	3	6	0	0	0	1	2	35	59	6.14	1.636
Chuck Taylor, R (8, 1) ERA: 4.44	1.2		9	2	0	0	1	1	1	0	0	0	0	9	17	0.00	1.800

PITCHER	IP	WLS	BF	H	R	ER	SO	BB	IBB	HBP	BLK	WP	HR	S	P	ERA	WHIP

TOP

Los Angeles Dodgers @ Montreal Expos

Jarry Park, Montreal, QB

Tue Jun 03 1975, 7:05 PM EDT

Att. 10,498 - Unknown

livebaseballscorecards.com

AB	34
R	6
H	8
RBI	6
BB	8
SO	4
LOB	19

WP: 1 PB: 0 SB: 0 CS: 0

PA: 44

Batter	1	2	3	4	5	6	7	8	9	AB	R	H	RBI	BB	SO	LOB
Larry Lintz, S (1, 4) OBP: 0.330, SLG: 0.224	S 1B	F8			SH1-4 1-2		SH2-3 1B		P4	3	0	2	0	0	0	1
Bob Bailey, R (9, PH) OBP: 0.304, SLG: 0.224										1	0	0	0	0	0	1
Rich Coggins, L (1, 7) OBP: 0.360, SLG: 0.560	P5 1-2		2B		1B 2-3 1B		SH2-3 1-2		L5	3	0	2	0	0	0	1
Hal Breeden, R (9, PH) OBP: 0.269, SLG: 0.227										1	0	0	0	0	0	1
Pepe Mangual, R (1, 8) OBP: 0.370, SLG: 0.389	K		F7		SF8 3-H		F9		1B 1-2 1B	4	0	1	1	0	1	3
Larry Biittner, L (1, 9) OBP: 0.403, SLG: 0.463	P5		4-3		1B 1-2 1B		K		1B 1-2 2-H 1B	4	0	1	0	0	1	3
Barry Foote, R (9, PH) OBP: 0.234, SLG: 0.244										1	0	1	1	0	0	0
Tony Scott, S (9, PR) OBP: 0.247, SLG: 0.221										0	0	0	0	0	0	0
Mike Jorgensen, L (1, 3) OBP: 0.333, SLG: 0.404		WP BB 1B BB	3-1		K			3-1	K	4	1	0	0	1	2	5
Pat Scanlon, L (1, 5) OBP: 0.368, SLG: 0.485		L4		F8		P6		HR		4	1	1	1	0	0	1
Gary Carter, R (1, 2) OBP: 0.327, SLG: 0.451		WP 1-2 1B BB		L5		5-3 1B		4-3		3	1	1	0	1	0	0
Tim Foli, R (1, 6) OBP: 0.287, SLG: 0.259		P2 1-2 2-3		P3		5-3 1-2		F8		4	0	0	0	0	0	3
Steve Renko, R (1, 1) OBP: 0.375, SLG: 0.286		2-H 3-H 1B			1B SH1-4 SF8 1B	K			1B 1B BB	3	1	2	2	0	1	1
Chuck Taylor, R (8, 1)										0	0	0	0	0	0	0
Jose Morales, R (9, PH) OBP: 0.500, SLG: 0.765										0	1	0	0	1	0	0
Inning Stats	R: 0 E: 0 K: 1 S: 6 H: 1 LOB: 1 BB: 0 P: 6	R: 2 E: 0 K: 0 S: 4 H: 1 LOB: 1 BB: 2 P: 12	R: 0 E: 0 K: 0 S: 4 H: 1 LOB: 1 BB: 0 P: 4	R: 0 E: 0 K: 0 S: 3 H: 0 LOB: 0 BB: 0 P: 3	R: 1 E: 0 K: 1 S: 8 H: 3 LOB: 2 BB: 0 P: 8	R: 0 E: 0 K: 1 S: 6 H: 1 LOB: 1 BB: 0 P: 6	R: 0 E: 0 K: 1 S: 6 H: 1 LOB: 1 BB: 0 P: 6	R: 1 E: 0 K: 0 S: 4 H: 1 LOB: 0 BB: 0 P: 4	R: 1 E: 0 K: 1 S: 7 H: 2 LOB: 2 BB: 1 P: 11	1B: 9 2B: 1 3B: 0 HR: 1	SF: 1 SAC: 2 DP: 0 HBP: 0						

PITCHER	IP	WLS	BF	H	R	ER	SO	BB	IBB	HBP	BLK	WP	HR	S	P	ERA	WHIP
Don Sutton, R (1, 1) ERA: 1.82	8.0	W	35	9	4	4	4	2	0	0	0	1	1	41	49	4.50	1.375
Jim Brewer, L (9, 1) ERA: 3.38	1.0	S	6	2	1	1	1	1	0	0	0	0	0	7	11	9.00	3.000

PITCHER	IP	WLS	BF	H	R	ER	SO	BB	IBB	HBP	BLK	WP	HR	S	P	ERA	WHIP

BOTTOM

Los Angeles Dodgers @ Montreal Expos

Jarry Park, Montreal, QB

Tue Jun 03 1975, 7:05 PM EDT

Att. 10,498 - Unknown

livebaseballscorecards.com

AB	35
R	5
H	11
RBI	5
BB	3
SO	5
LOB	20

MONTREAL EXPOS

Batter	1	2	3	4	5	6	7	8	9	AB	R	H	RBI	BB	SO	LOB
Davey Lopes, R (1, 4) OBP: 0.409, SLG: 0.360	P3			6-3	BBB 4-0 CS WP 1-2 2-3 3-H BB		4-3		F9	4	0	0	0	1	0	0
Bill Buckner, L (1, 7) OBP: 0.253, SLG: 0.346	SSS 0-3 K			BBB 4-0 BB BB	0-0 SF7 1-2 2-H 3-H		P4			2	0	0	1	1	1	0
Jimmy Wynn, R (1, 8) OBP: 0.412, SLG: 0.518	0-0 5-3			BBB 4-0 1-2 BB	0-0 CS 2-3	BBB 4-0 FC1-6 BB		0-0 P6		2	0	0	0	2	0	0
Steve Garvey, R (1, 3) OBP: 0.355, SLG: 0.483		SSS 0-3 K		0-0 F7		0-0 FC1-6 HBP BB 1-2f		0-0 P6		4	0	0	0	0	1	3
Willie Crawford, L (1, 9) OBP: 0.337, SLG: 0.351		0-0 F8		0-0 F9		BBB 4-0 HBP 1-2 BB		0-0 1B		3	0	1	0	1	0	2
Ron Cey, R (1, 5) OBP: 0.358, SLG: 0.460		0-0 F9		H 1-0 BB E WP HBP	SSS 0-3 K			0-0 1-3 1B		3	1	1	0	0	1	2
Steve Yeager, R (1, 2) OBP: 0.286, SLG: 0.310			0-0 6-3	SSS 0-3 K	H 1-0 1-2 2-3 HBP			0-0 5-3		3	0	0	0	0	1	3
Rick Auerbach, R (1, 6) OBP: 0.277, SLG: 0.231			0-0 4-3	0-0 E4 WP BB 1-2 WP	SSS 0-3 K				0-0 L4	2	1	0	0	0	0	1
Charlie Manuel, L (6, PH) OBP: 0.167, SLG: 0.167										1	0	0	0	0	1	3
Ivan De Jesus, R (6, 6) OBP: 0.344, SLG: 0.321										1	0	0	0	0	0	0
Andy Messersmith, R (1, 1) OBP: 0.326, SLG: 0.395			0-0 G3	BBB 4-0 WP WP SF7 1-2 2-3 BB			0-0 1-4-3		SSS 0-3 K	3	1	0	0	1	1	0
Inning Stats	R: 0 E: 0 K: 1 S: 5 H: 0 LOB: 0 BB: 0 P: 5	R: 0 E: 0 K: 1 S: 5 H: 0 LOB: 0 BB: 0 P: 5	R: 0 E: 0 K: 0 S: 3 H: 0 LOB: 0 BB: 0 P: 3	R: 0 E: 0 K: 0 S: 3 H: 0 LOB: 2 BB: 2 P: 11	R: 3 E: 1 K: 1 S: 5 H: 0 LOB: 0 BB: 2 P: 14	R: 0 E: 0 K: 2 S: 7 H: 0 LOB: 3 BB: 2 P: 16	R: 0 E: 0 K: 0 S: 3 H: 0 LOB: 0 BB: 0 P: 3	R: 0 E: 0 K: 0 S: 5 H: 2 LOB: 2 BB: 0 P: 5	R: 0 E: 0 K: 1 S: 5 H: 0 LOB: 0 BB: 0 P: 5	1B: 2 2B: 0 3B: 0 HR: 0 SF: 1 SAC: 0 DP: 0 HBP: 2						

TOP

Los Angeles Dodgers @ Montreal Expos

Jarry Park, Montreal, QB

Wed Jun 04 1975, 7:05 PM EDT

Att. 13,958 - Unknown

livebaseballscorecards.com

AB	28
R	3
H	2
RBI	1
BB	6
SO	6
LOB	14

PITCHER		IP	WLS	BF	H	R	ER	SO	BB	IBB	HBP	BLK	WP	HR	S	P	ERA	WHIP
Dennis Blair, R ERA: 3.32	(1, 1)	5.0	L	20	0	3	1	3	4	0	1	0	2	0	21	38	1.80	0.800
Don Carrithers, R ERA:	(6, 1)	2.0		9	0	0	0	2	2	0	1	0	0	0	10	19	0.00	1.000
Donald DeMola, R ERA: 3.27	(8, 1)	2.0		8	2	0	0	1	0	0	0	0	0	0	10	10	0.00	1.000

PITCHER	IP	WLS	BF	H	R	ER	SO	BB	IBB	HBP	BLK	WP	HR	S	P	ERA	WHIP

Batter	1	2	3	4	5	6	7	8	9	AB	R	H	RBI	BB	SO	LOB
Larry Lintz, S (1, 4) OBP: 0.330, SLG: 0.228	WP 1B		SH3 1-2		F9		1-3			3	0	1	0	0	0	2
Rich Coggins, L (1, 7) OBP: 0.310, SLG: 0.483	P4 1-2		K		G3			K		4	0	0	0	0	2	4
Pepe Mangual, R (1, 8) OBP: 0.367, SLG: 0.382	F9		P4			BBB 1B BB		F8		3	0	0	0	1	0	2
Larry Biittner, L (1, 9) OBP: 0.408, SLG: 0.465	4-3			4-3		1-3 1B		1B		4	0	2	0	0	0	1
Mike Jorgensen, L (1, 3) OBP: 0.325, SLG: 0.393		K		F8		F8		4-3		4	0	0	0	0	1	3
Pat Scanlon, L (1, 5) OBP: 0.357, SLG: 0.459		P6		K		F8			1B	4	0	1	0	0	1	2
Gary Carter, R (1, 2) OBP: 0.331, SLG: 0.453		E 1B 1B			BB 1B	K			F7	4	0	2	0	0	1	3
Pepe Frias, R (1, 6) OBP: 0.333, SLG: 0.200 Barry Foote, R (9, PH) OBP: 0.233, SLG: 0.242		1-H 1B			BBB 1-2 BB		F9		F8	2 1	0 0	1 0	0 0	1 0	0 0	0 1
Dennis Blair, R (1, 1) OBP: 0.250, SLG: 0.200 Bob Bailey, R (5, PH) OBP: 0.286, SLG: 0.220 Don Carrithers, R (6, 1) Hal Breeden, R (7, PH) OBP: 0.259, SLG: 0.217 Donald DeMola, R (8, 1) Jose Morales, R (9, PH) OBP: 0.476, SLG: 0.722			SH3 1B		K		4-3		K	1 1 0 1 0 1	0 0 0 0 0 0	1 0 0 0 0 0	0 0 0 0 0 1	0 0 0 0 0 0	0 1 0 0 0 1	0 2 0 0 0 1
Inning Stats	R: 0 E: 0 K: 0 S: 4 H: 1 LOB: 1 BB: 0 P: 4	R: 0 E: 1 K: 1 S: 6 H: 2 LOB: 2 BB: 0 P: 6	R: 0 E: 0 K: 1 S: 6 H: 1 LOB: 1 BB: 0 P: 6	R: 0 E: 0 K: 1 S: 5 H: 0 LOB: 0 BB: 0 P: 5	R: 0 E: 0 K: 1 S: 6 H: 1 LOB: 2 BB: 1 P: 10	R: 0 E: 0 K: 1 S: 6 H: 1 LOB: 2 BB: 1 P: 10	R: 0 E: 0 K: 0 S: 3 H: 0 LOB: 0 BB: 0 P: 3	R: 0 E: 0 K: 1 S: 6 H: 1 LOB: 1 BB: 0 P: 6	R: 0 E: 0 K: 1 S: 6 H: 1 LOB: 1 BB: 0 P: 6	1B: 8 2B: 0 3B: 0 HR: 0	SF: 0 SAC: 1 DP: 0 HBP: 0					

PITCHER	IP	WLS	BF	H	R	ER	SO	BB	IBB	HBP	BLK	WP	HR	S	P	ERA	WHIP
Andy Messersmith, R (1, 1) ERA: 2.04	9.0	W	36	8	0	0	7	2	0	0	0	1	0	48	56	0.00	1.111

PITCHER	IP	WLS	BF	H	R	ER	SO	BB	IBB	HBP	BLK	WP	HR	S	P	ERA	WHIP

BOTTOM

Los Angeles Dodgers @ Montreal Expos

Jarry Park, Montreal, QB

Wed Jun 04 1975, 7:05 PM EDT

Att. 13,958 - Unknown

livebaseballscorecards.com

AB	33
R	0
H	8
RBI	0
BB	2
SO	7
LOB	21

WP: 1	PA: 36		
PB: 0			
SB: 0			
CS: 0			

Batter	1	2	3	4	5	6	7	8	9	AB	R	H	RBI	BB	SO	LOB
Enzo Hernandez, R (1, 6) OBP: 0.326, SLG: 0.282	S 1B 2B	6-3			6-3		6-3		4-3	5	1	1	0	0	0	0
Tito Fuentes, S (1, 4) OBP: 0.304, SLG: 0.316	BBBB 4-0 S 1B BB 2-3		2B		6-3		WP 1B 1B		BBBB 4-0 S BB	3	1	2	0	2	0	0
Bobby Tolan, L (1, 7) OBP: 0.293, SLG: 0.294	SSS 0-3 ① K 1-2		0-0 ① F3		0-0 ③ F9		0-0 ② F7		0-0 ② F6 1-2	5	0	0	0	0	1	5
Dave Winfield, R (1, 9) OBP: 0.369, SLG: 0.482	0-0 E FC5-4 1B 2-H 3-H		IIII 4-0 IBB			0-0 BLK HR 1B	0-0 WP 1-2 1B		0-0 ③ F9	4	2	3	2	1	0	1
Mike Ivie, R (1, 3) OBP: 0.306, SLG: 0.390	0-0 E6 FC5-4 1-3		SSS 0-3 ② K			0-0 ① 6-3 1-2	SSS 0-3 ③ K 1-2 2-3			4	0	0	0	0	2	6
Jerry Moses, R (1, 2) OBP: 0.250, SLG: 0.375	0-0 ② FC5-4 FC5-4 1-2f 3-H		0-0 ③ F4			0-0 ② F4		0-0 FC6-4 1B		4	0	1	1	0	0	4
Dick Sharon, R (1, 8) OBP: 0.229, SLG: 0.226	0-0 ③ FC5-4 1-2f			0-0 ① F9		0-0 2-H HR	SSS 0-3 ① K			4	1	1	2	0	1	2
Ted Kubiak, S (1, 5) OBP: 0.305, SLG: 0.244		0-0 ① 5-3		0-0 ② L5		0-0 1B		0-0 ② F8		4	0	1	0	0	0	1
Joe McIntosh, S (1, 1) OBP: 0.148, SLG: 0.087		SSS 0-3 ② K		0-0 ③ 4-3		SSS 0-3 ③ K		0-0 ③ FC6-4 1-2f		4	0	0	0	0	2	2
Inning Stats	R: 3 H: 2 E: 1 LOB: 1 K: 1 BB: 1 S: 8 P: 12	R: 0 H: 0 E: 0 LOB: 0 K: 1 BB: 0 S: 5 P: 5	R: 0 H: 1 E: 0 LOB: 2 K: 1 BB: 1 S: 6 P: 10	R: 0 H: 0 E: 0 LOB: 0 K: 0 BB: 0 S: 3 P: 3	R: 0 H: 0 E: 0 LOB: 0 K: 0 BB: 0 S: 3 P: 3	R: 2 H: 3 E: 0 LOB: 1 K: 1 BB: 0 S: 8 P: 8	R: 0 H: 2 E: 0 LOB: 2 K: 1 BB: 0 S: 7 P: 7	R: 0 H: 1 E: 0 LOB: 1 K: 1 BB: 0 S: 6 P: 6	R: 0 H: 0 E: 0 LOB: 1 K: 0 BB: 1 S: 3 P: 7	1B: 6 SF: 0 2B: 2 SAC: 0 3B: 0 DP: 0 HR: 1 HBP: 0					WP: 1 PA: 40 PB: 0 SB: 3 CS: 0	

TOP

San Diego Padres @ Montreal Expos

Jarry Park, Montreal, QB

Sun Jun 08 1975, 3:33 AM EDT

Unknown - 57 F

livebaseballscorecards.com

AB	37
R	5
H	9
RBI	5
BB	3
SO	6
LOB	21

PITCHER		IP	WLS	BF	H	R	ER	SO	BB	IBB	HBP	BLK	WP	HR	S	P	ERA	WHIP
Dave McNally, L ERA: 5.24	(1, 1)	6.0	L	27	6	5	4	4	1	1	0	1	0	1	33	41	6.00	1.167
Don Carrithers, R ERA:	(7, 1)	2.0		9	3	0	0	2	0	0	0	0	1	0	13	13	0.00	1.500
Donald DeMola, R ERA: 3.13	(9, 1)	1.0		4	0	0	0	0	1	0	0	0	0	0	3	7	0.00	1.000

PITCHER	IP	WLS	BF	H	R	ER	SO	BB	IBB	HBP	BLK	WP	HR	S	P	ERA	WHIP

BOTTOM

San Diego Padres @ Montreal Expos

Jarry Park, Montreal, QB

Sun Jun 08 1975, 3:33 AM EDT

Unknown - 57 F

Batter	1	2	3	4	5	6	7	8	9	AB	R	H	RBI	BB	SO	LOB
Larry Lintz, S (1, 4) OBP: 0.344, SLG: 0.241	BBBB 4-0 E S 1B BB		x 0-0 WP 1B 1B	x 0-0 ③ 4-3			x 0-0 G6-4-3 1B		x 0-0 ② B6	4	2	2	0	1	0	1
Tim Foli, R (1, 6)	SSS 0-3 ① K 1-3		x 0-0 ① 1-3 1-2		x 0-0 ① 6-3		x 0-0 ①② G6-4-3 1-2f		x 0-0 ③ F8	5	0	0	0	0	1	3
Pepe Mangual, R (1, 8) OBP: 0.359, SLG: 0.373	x 0-0 ② L6		x 0-0 ② F9		x 0-0 ② 6-3		x 0-0 ③ F4			4	0	0	0	0	0	2
Mike Jorgensen, L (1, 3) OBP: 0.341, SLG: 0.397	BBBB 4-0 1B BB		BBBB 4-0 1B BB		H 1-0 HBP			x 0-0 1B 1B		1	0	1	0	2	0	0
Larry Biittner, L (1, 7) OBP: 0.425, SLG: 0.480	x 0-0 1-2 3-H 1B		x 0-0 1-3 2-H 1B		x 0-0 ③ 4-3			x 0-0 1-2 1B		4	0	3	2	0	0	1
Gary Carter, R (1, 9) OBP: 0.329, SLG: 0.447	x 0-0 ③ 4-3		x 0-0 ③ F7			x 0-0 1B		x 0-0 ① F7		4	0	1	0	0	0	6
Larry Parrish, R (1, 5) OBP: 0.299, SLG: 0.417		x 0-0 ① F4		x 0-0 2B 1B		x 0-0 ① F3		x 0-0 ② L9		4	0	1	0	0	0	3
Barry Foote, R (1, 2) OBP: 0.233, SLG: 0.250		x 0-0 ② 4-3		x 0-0 ① 1-H 2B		SSS 0-3 ② K		x 0-0 ③ F3		4	0	1	0	0	1	3
Dave McNally, R (1, 1) OBP: 0.393, SLG: 0.190		x 0-0 ③ 5-3		x 0-0 ② F7		x 0-0 ③ 4-3			x 0-0 ① 4-3	2	0	0	0	0	0	1
Pat Scanlon, L (6, PH) OBP: 0.349, SLG: 0.447										1	0	0	0	0	0	1
Don Carrithers, R (7, 1)										0	0	0	0	0	0	0
Donald DeMola, R (9, 1)										0	0	0	0	0	0	0
Rich Coggins, L (9, PH) OBP: 0.300, SLG: 0.467										1	0	0	0	0	0	0
Inning Stats	R: 1 E: 0 K: 1 S: 6 H: 1 LOB: 2 BB: 2 P: 14	R: 0 E: 0 K: 0 S: 3 H: 0 LOB: 0 BB: 0 P: 3	R: 1 E: 0 K: 0 S: 5 H: 2 LOB: 2 BB: 1 P: 9	R: 0 E: 0 K: 0 S: 4 H: 2 LOB: 1 BB: 0 P: 4	R: 0 E: 0 K: 0 S: 3 H: 0 LOB: 1 BB: 0 P: 4	R: 0 E: 0 K: 1 S: 6 H: 1 LOB: 1 BB: 0 P: 6	R: 0 E: 0 K: 0 S: 3 H: 1 LOB: 0 BB: 0 P: 3	R: 0 E: 0 K: 0 S: 5 H: 2 LOB: 2 BB: 0 P: 5	R: 0 E: 0 K: 0 S: 3 H: 0 LOB: 0 BB: 0 P: 3	1B: 8 2B: 1 3B: 0 HR: 0	SF: 0 SAC: 0 DP: 1 HBP: 1						

livebaseballscorecards.com

AB	34
R	2
H	9
RBI	2
BB	3
SO	2
LOB	21

WP: 1 PB: 0 SB: 1 CS: 0 PA: 38

PITCHER	IP	WLS	BF	H	R	ER	SO	BB	IBB	HBP	BLK	WP	HR	S	P	ERA	WHIP
Joe McIntosh, R (1, 1) ERA: 2.18	9.0	W	38	9	2	2	2	3	0	1	0	1	0	38	51	2.00	1.333

PITCHER	IP	WLS	BF	H	R	ER	SO	BB	IBB	HBP	BLK	WP	HR	S	P	ERA	WHIP

Batter	1	2	3	4	5	6	7	8	9	AB	R	H	RBI	BB	SO	LOB
Johnny Grubb, L (1, 8) OBP: 0.404, SLG: 0.445	1B		BB		F7		2B		1-3	4	1	2	0	1	0	1
Enzo Hernandez, R (1, 6) OBP: 0.326, SLG: 0.283	L5		SH3-4 1-2		1B		F6			3	0	1	0	0	0	2
Bobby Tolan, L (1, 7) OBP: 0.293, SLG: 0.293	1B 1-2		F8		4-3			F6		4	0	1	0	0	0	2
Dave Winfield, R (1, 9) OBP: 0.371, SLG: 0.482	1B 1-2 2-H		6-3			1B		6-3		4	0	2	1	0	0	1
Willie McCovey, L (1, 3) OBP: 0.315, SLG: 0.405	F6			3-1		F7		2B		4	0	1	0	0	0	3
Tito Fuentes, S (1, 4) OBP: 0.303, SLG: 0.315	K			WP 1B		K		F8		4	0	1	0	0	2	4
Randy Hundley, R (1, 2) OBP: 0.242, SLG: 0.239		K		5-3 1-2		F9			5-3	4	0	0	0	0	1	2
Ted Kubiak, S (1, 5) OBP: 0.303, SLG: 0.244		L8		3-1			4-3		4-3 1B	4	0	1	0	0	0	1
Dave Freisleben, R (1, 1) OBP: 0.048, SLG: 0.048		K			K		4-3		4-3 1-2	2	0	0	0	0	2	0
Fred Kendall, R (7, PH) OBP: 0.265, SLG: 0.268										1	0	0	0	0	0	0
Dave Tomlin, L (7, 1)										0	0	0	0	0	0	0
Bill Greif, R (8, 1)										0	0	0	0	0	0	0
Mike Ivie, R (9, PH) OBP: 0.304, SLG: 0.388										1	0	0	0	0	0	1
Inning Stats	R: 1 E: 0 K: 1 S: 8 H: 3 LOB: 2 BB: 0 P: 8	R: 0 E: 0 K: 2 S: 7 H: 0 LOB: 0 BB: 0 P: 7	R: 0 E: 0 K: 0 S: 3 H: 0 LOB: 1 BB: 1 P: 7	R: 0 E: 0 K: 0 S: 4 H: 1 LOB: 1 BB: 0 P: 4	R: 0 E: 0 K: 1 S: 6 H: 1 LOB: 1 BB: 0 P: 6	R: 0 E: 0 K: 1 S: 6 H: 1 LOB: 1 BB: 0 P: 6	R: 0 E: 0 K: 0 S: 4 H: 1 LOB: 1 BB: 0 P: 4	R: 0 E: 0 K: 0 S: 4 H: 1 LOB: 1 BB: 0 P: 4	R: 0 E: 0 K: 0 S: 4 H: 1 LOB: 1 BB: 0 P: 4	1B: 7 2B: 2 3B: 0 HR: 0 SF: 0 SAC: 1 DP: 0 HBP: 0						

PITCHER	IP	WLS	BF	H	R	ER	SO	BB	IBB	HBP	BLK	WP	HR	S	P	ERA	WHIP
Steve Rogers, R (1, 1) ERA: 2.49	9.0	W	37	9	1	1	5	1	0	0	0	1	0	46	50	1.00	1.111

PITCHER	IP	WLS	BF	H	R	ER	SO	BB	IBB	HBP	BLK	WP	HR	S	P	ERA	WHIP

TOP

San Diego Padres @ Montreal Expos

Jarry Park, Montreal, QB

Sun Jun 08 1975, 3:38 AM EDT

Att. 11,882 - Unknown

livebaseballscorecards.com

AB	35
R	1
H	9
RBI	1
BB	1
SO	5
LOB	17

WP: 1 PA: 37
PB: 0
SB: 0
CS: 0

BOTTOM

San Diego Padres @ Montreal Expos

Jarry Park, Montreal, QB

Sun Jun 08 1975, 3:38 AM EDT

Att. 11,882 - Unknown

livebaseballscorecards.com

Batter	1	2	3	4	5	6	7	8	9	AB	R	H	RBI	BB	SO	LOB
Pepe Mangual, R (1, 8) OBP: 0.350, SLG: 0.362	L7	F7		F7			F7	FC6-4 1-2f		5	0	0	0	0	0	6
Larry Lintz, S (1, 4) OBP: 0.350, SLG: 0.253	B1-3 2B 1B	SH1-3 3B 1B		K			FC3-6 1B 1-2f			4	2	2	0	0	1	2
Rich Coggins, L (1, 7) OBP: 0.281, SLG: 0.438	B1-3 1-2	SH1-3 1-2			F6		1-2 1B			2	0	0	0	0	0	1
Jose Morales, R (7, PH) OBP: 0.500, SLG: 0.737										1	0	1	0	0	0	0
Tony Scott, S (8, 7) OBP: 0.247, SLG: 0.221										0	0	0	0	0	0	0
Mike Jorgensen, L (1, 3) OBP: 0.339, SLG: 0.400	2-H 2B	K			F4		F8			4	0	1	1	0	1	3
Larry Biittner, L (1, 9) OBP: 0.429, SLG: 0.468	BB	3B BB			K			K		2	1	0	0	2	2	0
Pat Scanlon, L (1, 5) OBP: 0.348, SLG: 0.488	K	1-H 2-H 3B				F7		2B 1B		3	0	1	2	0	1	2
Bob Bailey, R (8, PH) OBP: 0.310, SLG: 0.235										1	0	1	0	0	0	0
Pepe Frias, R (9, 5) OBP: 0.333, SLG: 0.200										0	0	0	0	0	0	0
Gary Carter, R (1, 2) OBP: 0.333, SLG: 0.455		SH1-4 1B	L4			5-3		1-3 2B		4	0	2	0	0	0	1
Tim Foli, R (1, 6) OBP: 0.284, SLG: 0.253		F8		SH3-4 1B		5-3		FC6-4 IBB		3	0	1	0	1	0	1
Steve Rogers, R (1, 1) OBP: 0.261, SLG: 0.200		SH1-4 1-2		SH3-4 1-2			FC3-6 1B	K		2	0	1	0	0	1	3
Inning Stats	R: 1 H: 2 E: 0 LOB: 2 K: 1 BB: 1 S: 7 P: 11	R: 0 H: 1 E: 0 LOB: 1 K: 0 BB: 0 S: 4 P: 4	R: 2 H: 2 E: 0 LOB: 1 K: 1 BB: 1 S: 7 P: 11	R: 0 H: 1 E: 0 LOB: 1 K: 1 BB: 0 S: 6 P: 6	R: 0 H: 0 E: 0 LOB: 0 K: 1 BB: 0 S: 5 P: 5	R: 0 H: 0 E: 0 LOB: 0 K: 0 BB: 0 S: 3 P: 3	R: 0 H: 2 E: 0 LOB: 2 K: 0 BB: 0 S: 5 P: 5	R: 0 H: 2 E: 0 LOB: 3 K: 2 BB: 1 S: 9 P: 13		1B: 7 SF: 0 2B: 2 SAC: 3 3B: 1 DP: 0 HR: 0 HBP: 0						

	AB	31
	R	3
	H	10
	RBI	3
	BB	3
	SO	6
	LOB	19

WP: 0 PA: 37
PB: 0
SB: 0
CS: 0

PITCHER		IP	WLS	BF	H	R	ER	SO	BB	IBB	HBP	BLK	WP	HR	S	P	ERA	WHIP
Dave Freisleben, R ERA: 4.24	(1, 1)	6.0	L	26	6	3	3	4	2	0	0	0	0	0	32	40	4.50	1.333
Dave Tomlin, L ERA: 2.01	(7, 1)	1.1		7	3	0	0	1	0	0	0	0	0	0	9	9	0.00	2.250
Bill Greif, R ERA: 4.13	(8, 1)	0.2		4	1	0	0	1	0	1	0	0	0	0	5	9	0.00	1.500

PITCHER	IP	WLS	BF	H	R	ER	SO	BB	IBB	HBP	BLK	WP	HR	S	P	ERA	WHIP

Montreal Expos @ Los Angeles Dodgers

Dodger Stadium, Los Angeles, CA

Mon Jun 09 1975, 7:05 PM PDT

Att. 22,701 - Unknown

TOP

livebaseballscorecards.com

Batter	1	2	3	4	5	6	7	8	9	AB	R	H	RBI	BB	SO	LOB
Pepe Mangual, R (1, 8) OBP: 0.343, SLG: 0.354	F8		K			1-3		K		4	0	0	0	0	2	2
Larry Lintz, S (1, 4) OBP: 0.337, SLG: 0.242	K		4-3			6-3		L6		4	0	0	0	0	1	1
Rich Coggins, L (1, 9) OBP: 0.306, SLG: 0.429	F6		4-3 1B			5-3			1B BB	3	0	1	0	1	0	0
Larry Biittner, L (1, 7) OBP: 0.432, SLG: 0.469		F3	4-3 1-2				FC3-6 1B		1-2 1B	4	0	2	0	0	0	1
Mike Jorgensen, L (1, 3) OBP: 0.337, SLG: 0.392		K	BB				F5		F7	3	0	0	0	1	1	3
Pat Scanlon, L (1, 5) OBP: 0.320, SLG: 0.444		F3	1-3				FC3-6 1-2f		K	4	0	0	0	0	1	5
Gary Carter, R (1, 2) OBP: 0.325, SLG: 0.443			K		K		K		K	4	0	0	0	0	4	3
Tim Foli, R (1, 6) OBP: 0.290, SLG: 0.256			BB		F2			1B		2	0	1	0	1	0	0
Woodie Fryman, R (1, 1) OBP: 0.208, SLG: 0.261			K		K			K		2	0	0	0	0	2	1
Donald DeMola, R (6, 1)										0	0	0	0	0	0	0
Bob Bailey, R (8, PH) OBP: 0.305, SLG: 0.231										1	0	0	0	1	1	1
Chuck Taylor, R (8, 1)										0	0	0	0	0	0	0

	AB	31
	R	0
	H	4
	RBI	0
	BB	3
	SO	12
	LOB	17

Inning Stats	1	2	3	4	5	6	7	8	9
	R: 0 E: 0 K: 1 S: 5	R: 0 E: 0 K: 1 S: 5	R: 0 E: 0 K: 3 S: 9	R: 0 E: 0 K: 0 S: 4	R: 0 E: 0 K: 2 S: 7	R: 0 E: 0 K: 0 S: 3	R: 0 E: 0 K: 1 S: 6	R: 0 E: 0 K: 2 S: 8	R: 0 E: 0 K: 2 S: 8
	H: 0 LOB: 0 BB: 0 P: 5	H: 0 LOB: 0 BB: 0 P: 5	H: 0 LOB: 1 BB: 1 P: 13	H: 1 LOB: 2 BB: 1 P: 8	H: 0 LOB: 0 BB: 0 P: 7	H: 0 LOB: 0 BB: 0 P: 3	H: 1 LOB: 1 BB: 0 P: 6	H: 1 LOB: 1 BB: 0 P: 8	H: 1 LOB: 2 BB: 1 P: 12

	1B: 4	SF: 0	WP: 0	PA: 34
	2B: 0	SAC: 0	PB: 0	
	3B: 0	DP: 0	SB: 0	
	HR: 0	HBP: 0	CS: 0	

PITCHER	IP	WLS	BF	H	R	ER	SO	BB	IBB	HBP	BLK	WP	HR	S	P	ERA	WHIP
Andy Messersmith, R (1, 1) ERA: 1.9	9.0	W	34	4	0	0	12	3	0	0	0	0	0	55	67	0.00	0.778

PITCHER	IP	WLS	BF	H	R	ER	SO	BB	IBB	HBP	BLK	WP	HR	S	P	ERA	WHIP

Batter	1	2	3	4	5	6	7	8	9	AB	R	H	RBI	BB	SO	LOB
Davey Lopes, R (1, 4) OBP: 0.386, SLG: 0.337	F8	F8		F8			K			4	0	0	0	0	1	1
Tom Paciorek, R (1, 7) OBP: 0.227, SLG: 0.268	F8	F3			F9		F9			4	0	0	0	0	0	0
Jimmy Wynn, R (1, 8) OBP: 0.423, SLG: 0.538	BB 3B		5-3		HR		1B			3	2	2	1	1	0	0
Henry Cruz, L (7, PR) OBP: 0.278, SLG: 0.265 (8, 8)										0	0	0	0	0	0	0
Steve Garvey, R (1, 3) OBP: 0.349, SLG: 0.476	1-H 1B 3B		P4		P3		K			4	1	1	1	0	1	1
Ron Cey, R (1, 5) OBP: 0.348, SLG: 0.440	BB BB 3-H 1B		L6		6-3			L9		4	0	1	1	0	0	0
Joe Ferguson, R (1, 9) OBP: 0.330, SLG: 0.298	BB 1-2 BB			F8		SH2-4 1B		6-3		3	0	1	0	1	0	0
Steve Yeager, R (1, 2) OBP: 0.288, SLG: 0.298	1-2 2-3 BB			2B 1B		SH2-4 1-2		F8		2	1	1	0	1	0	0
Rick Auerbach, R (1, 6) OBP: 0.284, SLG: 0.252	F7			1-H 2B		4-3				3	0	1	1	0	0	4
Andy Messersmith, R (1, 1) OBP: 0.306, SLG: 0.370		K		F2		F3				3	0	0	0	0	1	2
Inning Stats	R: 2 H: 2 E: 0 LOB: 3 K: 0 BB: 3 S: 5 P: 17	R: 0 H: 0 E: 0 LOB: 0 K: 1 BB: 0 S: 5 P: 5	R: 0 H: 0 E: 0 LOB: 0 K: 0 BB: 0 S: 3 P: 3	R: 1 H: 2 E: 0 LOB: 1 K: 0 BB: 0 S: 5 P: 5	R: 1 H: 1 E: 0 LOB: 0 K: 0 BB: 0 S: 4 P: 4	R: 0 H: 1 E: 0 LOB: 1 K: 0 BB: 0 S: 4 P: 4	R: 0 H: 1 E: 0 LOB: 1 K: 2 BB: 0 S: 8 P: 8	R: 0 H: 0 E: 0 LOB: 0 K: 0 BB: 0 S: 3 P: 3		1B: 4 SF: 0 2B: 1 SAC: 1 3B: 1 DP: 0 HR: 1 HBP: 0						

PITCHER		IP	WLS	BF	H	R	ER	SO	BB	IBB	HBP	BLK	WP	HR	S	P	ERA	WHIP
Woodie Fryman, L ERA: 2.78	(1, 1)	5.0	L	23	5	4	4	1	3	0	0	0	0	1	22	34	7.20	1.600
Donald DeMola, R ERA: 2.88	(6, 1)	2.0		8	2	0	0	2	0	0	0	0	0	0	12	12	0.00	1.000
Chuck Taylor, R ERA: 4.28	(8, 1)	1.0		3	0	0	0	0	0	0	0	0	0	0	3	3	0.00	0.000

PITCHER	IP	WLS	BF	H	R	ER	SO	BB	IBB	HBP	BLK	WP	HR	S	P	ERA	WHIP

BOTTOM

Montreal Expos @ Los Angeles Dodgers

Dodger Stadium, Los Angeles, CA

Mon Jun 09 1975, 7:05 PM PDT

Att. 22,701 - Unknown

livebaseballscorecards.com

AB	30
R	4
H	7
RBI	4
BB	3
SO	3
LOB	8

WP: 0	PA: 34		
PB: 0			
SB: 0			
CS: 0			

Montreal Expos @ Los Angeles Dodgers

Dodger Stadium, Los Angeles, CA

Tue Jun 10 1975, 7:05 PM PDT

Att. 22,065 - Unknown

TOP

Batter	1	2	3	4	5	6	7	8	9	AB	R	H	RBI	BB	SO	LOB
Pepe Mangual, R (1, 8) OBP: 0.345, SLG: 0.352	S B S B C 2-3 ① K		B B B 4-0 BB 1B BB		S S S 0-3 ① K		S S B X 1-2 E5 E 1B		S B X 1-1 ② 4-3	4	2	1	0	1	2	0
Larry Lintz, S (1, 4) OBP: 0.339, SLG: 0.234	S S S 0-3 ② K		B B B B 4-0 1B 1B **1-2** BB		B S B B B S B 4-2 S BB		2 SAFE S S X 1-1 ① 6-3 **2-H**		B S B S B C 2-3 ③ K	3	1	0	0	2	2	0
Mike Jorgensen, L (1, 3) OBP: 0.335, SLG: 0.390	S B X 1-1 ③ F5		S X 0-1 1-3 1B **1-2** **2-H** 1B		S S S 0-3 ② K **1-2**		B S S S 1-3 ② K			1	0	0	0	0	0	0
Hal Breeden, R (3, PH) OBP: 0.267, SLG: 0.231 (3, 3)										3	0	1	1	0	2	1
Larry Biittner, L (1, 9) OBP: 0.438, SLG: 0.476		S S B T T X 1-2 5-3 1B 1B	X 0-0 1-3 **1-2** **2-H** 1B		S X 0-1 ③ 5-3		B S S B X 2-2 ③ 5-3			1	0	1	0	0	0	0
Gary Carter, R (3, PH) OBP: 0.325, SLG: 0.441 (3, 9)										3	0	1	1	0	0	1
Pat Scanlon, L (1, 5) OBP: 0.314, SLG: 0.435		B S S T T S 1-3 ① K X 0-0 ② 1-3 **1-2** **2-3**			S B S S 1-3 ① K			S X 0-1 ① 5-3		1	0	0	0	0	1	1
Larry Parrish, R (3, PH) OBP: 0.293, SLG: 0.408 (3, 5)										3	0	0	0	0	1	2
Barry Foote, R (1, 2) OBP: 0.241, SLG: 0.258		B B X 2-0 5-3 **1-2** 1B	B B S S S 2-3 ③ K			B X 1-0 HR 1B		X 0-0 ② 6-3		4	1	2	0	0	1	2
Rich Coggins, L (1, 7) OBP: 0.297, SLG: 0.417		B S X 1-1 ② 5-3 **1-2** **2-3**	X 0-0 ① F9			S B X 1-1 1-H HR		B B B S B 4-1 BB		1	0	0	0	0	0	2
Bob Bailey, R (4, PH) OBP: 0.323, SLG: 0.296 (4, 7)										2	1	1	2	1	0	0
Tony Scott, S (8, 7) OBP: 0.247, SLG: 0.221										0	0	0	0	0	0	0
Tim Foli, R (1, 6) OBP: 0.284, SLG: 0.250		B S S T S B X 2-2 ③ 5-3	B B S S S B X 3-2 ② 4-3			B B S S X 2-1 ② 1-3		X 0-0 ③ 6-3		4	0	0	0	0	0	3
Steve Renko, R (1, 1) OBP: 0.250, SLG: 0.182			X 0-0 ① 6-3	X 0-0 ③ 4-3		B S S S X 1-2 ③ 5-3			S S C 0-3 ① K	4	0	0	0	0	1	0
Chuck Taylor, R (9, 1)										0	0	0	0	0	0	0
Inning Stats	R: 0 H: 0 E: 0 LOB: 0 K: 2 BB: 0 S: 8 P: 11	R: 0 H: 2 E: 0 LOB: 2 K: 1 BB: 0 S: 17 P: 24	R: 2 H: 2 E: 0 LOB: 2 K: 1 BB: 2 S: 8 P: 18	R: 0 H: 0 E: 0 LOB: 0 K: 0 BB: 0 S: 5 P: 8	R: 0 H: 0 E: 0 LOB: 1 K: 2 BB: 1 S: 10 P: 14	R: 2 H: 2 E: 0 LOB: 0 K: 1 BB: 0 S: 11 P: 17	R: 1 H: 1 E: 2 LOB: 0 K: 1 BB: 0 S: 11 P: 16	R: 0 H: 0 E: 0 LOB: 1 K: 0 BB: 1 S: 5 P: 9	R: 0 H: 0 E: 0 LOB: 0 K: 2 BB: 0 S: 8 P: 11	1B: 6 SF: 0 2B: 0 SAC: 0 3B: 0 DP: 0 HR: 1 HBP: 0						

AB	34
R	5
H	7
RBI	4
BB	4
SO	10
LOB	12

WP: 0 PA: 38
PB: 0
SB: 1
CS: 0

livebaseballscorecards.com

PITCHER		IP	WLS	BF	H	R	ER	SO	BB	IBB	HBP	BLK	WP	HR	S	P	ERA	WHIP
Burt Hooton, R ERA: 4.45	(1, 1)	2.0		8	2	0	0	3	0	0	0	0	0	0	25	35	0.00	1.000
Al Downing, L ERA: 2.96	(3, 1)	4.0		19	4	4	4	4	3	0	0	0	0	1	34	57	9.00	1.750
Mike Marshall, R ERA: 3.45	(7, 1)	3.0	L	11	1	1	0	3	1	0	0	0	0	0	24	36	0.00	0.667

PITCHER	IP	WLS	BF	H	R	ER	SO	BB	IBB	HBP	BLK	WP	HR	S	P	ERA	WHIP

Batter	1	2	3	4	5	6	7	8	9	AB	R	H	RBI	BB	SO	LOB
Davey Lopes, R (1, 4) OBP: 0.384, SLG: 0.335	S S B B F X 2-2 E S 1B 1B	S X 0-1 ① SH5-4 1-2 2-3		B S S F S 1-3 ③ K			S S S 0-3 ① K		X 0-0 ② F7	4	1	1	0	0	2	0
Willie Crawford, L (1, 7) OBP: 0.343, SLG: 0.357	S X 0-1 ① G3 1-3	S S F X 0-2 ② 4-3			X 0-0 E 5-3 1B		B S B X 2-1 ② F7		B S X 1-1 BB 1B	5	1	2	0	0	0	3
Jimmy Wynn, R (1, 8) OBP: 0.435, SLG: 0.543	X 0-0 BB 1B 3-H 1B	B B B B 4-0 2-3 3-H BB			1 SAFE S B B B B 4-1 5-3 1-3 BB		B S S S X 2-2 E3 1B		B B B S B 4-1 1-2 BB	2	1	2	1	3	0	0
Steve Garvey, R (1, 3) OBP: 0.346, SLG: 0.468	B B B B 4-0 FC4-6 1B 1-2 BB	S X 0-1 ③ 5-3			X 0-0 ① 5-3 1-2 3-H		B S S S 1-3 ③ K		X 0-0 ③ G3	4	0	0	1	1	1	6
Ron Cey, R (1, 5) OBP: 0.351, SLG: 0.441	B S X 1-1 FC4-6 1-2 2-H 1B		X 0-0 ① F3		S B B S F F X 2-2 ② F8			S B B X 2-1 1B		4	0	2	1	0	0	1
Joe Ferguson, R (1, 9) OBP: 0.323, SLG: 0.290	B X 1-0 ② FC4-6 1-2f 2-3		B B S B S S 3-3 ② K		S B X 1-1 ③ F8			X 0-0 ① F5		4	0	0	0	0	1	4
Steve Yeager, R (1, 2) OBP: 0.287, SLG: 0.297	B B S S C 2-3 ③ K		X 0-0 ③ 6-3			S S B X 1-2 ① 1B		X 0-0 ② F3		4	0	1	0	0	1	3
Rick Auerbach, R (1, 6) OBP: 0.285, SLG: 0.248 Bill Buckner, L (8, PH) OBP: 0.250, SLG: 0.337 Ivan De Jesus, R (9, 6) OBP: 0.344, SLG: 0.321		S B S B B B 4-2 SH5-4 HBP WP BB		S S B B B X 3-2 ① F9		S B S B X 1-2 ② F9		S X 0-1 ③ 4-3		2 1 0	1 0 0	0 0 0	0 0 0	1 0 0	0 0 0	0 1 0
Burt Hooton, R (1, 1) OBP: 0.217, SLG: 0.238 Andy Messersmith, R (2, PH) OBP: 0.320, SLG: 0.370 Al Downing, R (3, 1) Charlie Manuel, L (6, PH) OBP: 0.143, SLG: 0.143 Mike Marshall, R (7, 1) Henry Cruz, L (9, PH) OBP: 0.270, SLG: 0.257		S B H 2-1 WP SH5-4 1-2 HBP		S S C 0-3 ② K		S B B S S 2-3 ③ K			S X 0-1 ① F8	0 0 1 1 0 1	0 0 0 0 0 0	0 0 0 0 0 0	0 0 0 0 0 0	0 0 1 1 0 0	0 0 0 0 0 0	0 0 0 0 0 0
Inning Stats	R: 2 H: 3 E: 0 LOB: 2 K: 1 BB: 1 S: 13 P: 23	R: 1 H: 0 E: 0 LOB: 2 K: 0 BB: 2 S: 11 P: 21	R: 0 H: 0 E: 0 LOB: 0 K: 1 BB: 0 S: 5 P: 8	R: 0 H: 0 E: 0 LOB: 0 K: 2 BB: 0 S: 10 P: 14	R: 1 H: 1 E: 1 LOB: 1 K: 0 BB: 1 S: 10 P: 17	R: 0 H: 1 E: 0 LOB: 0 K: 1 BB: 0 S: 9 P: 13	R: 0 H: 1 E: 1 LOB: 1 K: 2 BB: 0 S: 11 P: 16	R: 0 H: 1 E: 0 LOB: 1 K: 0 BB: 0 S: 6 P: 8	R: 0 H: 1 E: 0 LOB: 2 K: 0 BB: 1 S: 7 P: 12	1B: 8 2B: 0 3B: 0 HR: 0	SF: 0 SAC: 1 DP: 0 HBP: 1			WP: 1 PB: 0 SB: 1 CS: 0	PA: 40		

PITCHER		IP	WLS	BF	H	R	ER	SO	BB	IBB	HBP	BLK	WP	HR	S	P	ERA	WHIP
Steve Renko, R ERA: 6.55	(1, 1)	8.2	W	38	8	4	4	7	4	0	1	0	1	0	80	126	4.15	1.385
Chuck Taylor, R ERA: 4.23	(9, 1)	0.1	S	2	0	0	0	0	1	0	0	0	0	0	2	6	0.00	3.000

PITCHER	IP	WLS	BF	H	R	ER	SO	BB	IBB	HBP	BLK	WP	HR	S	P	ERA	WHIP

BOTTOM

Montreal Expos @ Los Angeles Dodgers

Dodger Stadium, Los Angeles, CA

Tue Jun 10 1975, 7:05 PM PDT

Att. 22,065 - Unknown

livebaseballscorecards.com

AB	33
R	4
H	8
RBI	3
BB	5
SO	7
LOB	18

Batter	1	2	3	4	5	6	7	8	9	AB	R	H	RBI	BB	SO	LOB
Larry Lintz, S (1, 4) OBP: 0.336, SLG: 0.227	B B B B 4-0 BB 1B BB	x 0-0 ③ F4			x 0-0 ②③ G4-6-3 1-2f			x 0-0 ①② G6-4-3 1-2f		3	0	0	0	1	0	3
Tim Foli, R (1, 6) OBP: 0.279, SLG: 0.245	S S S 0-3 ① K		x 0-0 ① F2			x 0-0 ① F9		x 0-0 ③ L8		4	0	0	0	0	1	1
Pepe Mangual, R (1, 8) OBP: 0.348, SLG: 0.351	x 0-0 BB 1-2 1B		S S S 0-3 ② K			x 0-0 ② 6-3			B B B B 4-0 BB 1B FC4-6 BB	3	1	1	0	1	1	0
Bob Bailey, R (1, 7) OBP: 0.333, SLG: 0.310	x 0-0 ② F2		x 0-0 ③ 5-3			x 0-0 FC6-4 1B			x 0-0 FC4-6 BB 1-2 1B	4	0	2	0	0	0	2
Gary Carter, R (1, 9) OBP: 0.324, SLG: 0.432	B B B B 4-0 FC5-4 1-2 2-3 BB			x 0-0 ① F7		x 0-0 ③ FC6-4 1-2f			x 0-0 ① L7	3	0	0	0	1	0	3
Hal Breeden, R (1, 3) OBP: 0.242, SLG: 0.207 Mike Jorgensen, L (9, PH) OBP: 0.339, SLG: 0.390	x 0-0 ③ FC5-4 1-2f			x 0-0 ② 4-3			x 0-0 ① F7		B B B B 4-0 FC4-6 1-2 2-3 BB	3 0	0 0	0 0	0 0	0 1	0 0	3 0
Barry Foote, R (1, 2) OBP: 0.236, SLG: 0.252 Larry Biittner, L (9, PH) OBP: 0.433, SLG: 0.470 Tony Scott, S (9, PR) OBP: 0.247, SLG: 0.221		x 0-0 ① F7		x 0-0 ③ F6			x 0-0 ② F5		x 0-0 ② FC4-6 1-2f 2-3 3-H	3 1 0	0 0 0	0 0 0	0 1 0	0 0 0	0 0 0	0 2 0
Larry Parrish, R (1, 5) OBP: 0.301, SLG: 0.420 Pat Scanlon, L (9, PH) OBP: 0.308, SLG: 0.426		x 0-0 SH2-4 1B			x 0-0 FC1-5 2B		x 0-0 ③ L4		x 0-0 ③ 4-3	3 1	0 0	2 0	0 0	0 0	0 0	0 2
Dennis Blair, R (1, 1) OBP: 0.235, SLG: 0.188 Chuck Taylor, R (6, 1) Jose Morales, R (8, PH) OBP: 0.522, SLG: 0.750 Donald DeMola, R (8, 1)		x 0-0 ② SH2-4 1-2			x 0-0 ① FC1-5 G4-6-3 2-3			x 0-0 G6-4-3 1B		1 0 1 0	0 0 0 0	0 0 1 0	0 0 0 0	0 0 0 0	0 0 0 0	1 0 0 0
Inning Stats	R: 0 H: 1 E: 0 LOB: 3 K: 1 BB: 2 S: 6 P: 14	R: 0 H: 1 E: 0 LOB: 1 K: 0 BB: 0 S: 4 P: 4	R: 0 H: 0 E: 0 LOB: 0 K: 1 BB: 0 S: 5 P: 5	R: 0 H: 0 E: 0 LOB: 0 K: 0 BB: 0 S: 3 P: 3	R: 0 H: 1 E: 0 LOB: 0 K: 0 BB: 0 S: 3 P: 3	R: 0 H: 1 E: 0 LOB: 1 K: 0 BB: 0 S: 4 P: 4	R: 0 H: 0 E: 0 LOB: 0 K: 0 BB: 0 S: 3 P: 3	R: 0 H: 1 E: 0 LOB: 0 K: 0 BB: 0 S: 3 P: 3	R: 1 H: 1 E: 0 LOB: 2 K: 0 BB: 2 S: 4 P: 12	1B: 5 SF: 0 2B: 1 SAC: 1 3B: 0 DP: 2 HR: 0 HBP: 0						WP: 0 PA: 35 PB: 0 SB: 0 CS: 0	

PITCHER		IP	WLS	BF	H	R	ER	SO	BB	IBB	HBP	BLK	WP	HR	S	P	ERA	WHIP
Rich Folkers, L ERA: 4.11	(1, 1)	8.0	W	31	6	1	1	2	3	0	0	0	0	0	32	44	1.12	1.125
Danny Frisella, R ERA: 2.02	(9, 1)	1.0	S	4	0	0	0	0	1	0	0	0	0	0	3	7	0.00	1.000

PITCHER	IP	WLS	BF	H	R	ER	SO	BB	IBB	HBP	BLK	WP	HR	S	P	ERA	WHIP

Montreal Expos @ San Diego Padres

San Diego Stadium, San Diego, CA

Wed Jun 11 1975, 10:05 PM EDT

Att. 8,752 - Unknown

TOP

livebaseballscorecards.com

AB	30
R	1
H	6
RBI	1
BB	4
SO	2
LOB	17

BOTTOM

Montreal Expos @ San Diego Padres

San Diego Stadium, San Diego, CA

Wed Jun 11 1975, 10:05 PM EDT

Att. 8,752 - Unknown

Batter	1	2	3	4	5	6	7	8	9	AB	R	H	RBI	BB	SO	LOB
Johnny Grubb, L (1, 8) OBP: 0.407, SLG: 0.462	3B		F8 ②		4-3 ②③ 1-2		1B			4	0	2	0	0	0	1
Enzo Hernandez, R (1, 6) OBP: 0.335, SLG: 0.293	1-3 ①		WP 1B			BB SF9 BB BB	F8 ③			3	1	1	0	1	0	2
Bobby Tolan, L (1, 7) OBP: 0.300, SLG: 0.295	4-3 ②		BB 1-2			SF9 BB 1-2 SF7 BB		FC5-4 SH1-3 E 1B		2	2	1	0	2	0	1
Dave Winfield, R (1, 9) OBP: 0.375, SLG: 0.483	K ③		5-3 ③			S 1-2 2-3 BB		SH1-3 ① 1-2		2	0	0	0	1	1	3
Mike Ivie, R (1, 3) OBP: 0.303, SLG: 0.383		F8 ①		F9 ①		SF9 ① 2-3 3-H		FC5-4 BB		2	0	0	1	1	0	0
Tito Fuentes, S (1, 4) OBP: 0.300, SLG: 0.313		1B		4-3 ②		SF7 ② 1-2 3-H		FC5-4 ② E 1-2f 2-3		3	0	1	1	0	0	2
Fred Kendall, R (1, 2) OBP: 0.257, SLG: 0.260		F3 ②		5-3 ③		4-3 ③		E5 1-2 3-H		4	0	0	0	0	0	3
Ted Kubiak, S (1, 5) OBP: 0.309, SLG: 0.250		G3 ③			CS BB		G3 ①	F8 ③		3	0	0	0	1	0	3
Rich Folkers, L (1, 1) OBP: 0.125, SLG: 0.125 Danny Frisella, L (9, 1)			G3 ①		K ①		F5 ②			3 0	0	0	0	0	1	1 0
Inning Stats	R: 0 H: 1 E: 0 LOB: 1 K: 1 BB: 0 S: 6 P: 6	R: 0 H: 1 E: 0 LOB: 1 K: 0 BB: 0 S: 4 P: 4	R: 0 H: 1 E: 0 LOB: 2 K: 0 BB: 1 S: 4 P: 8	R: 0 H: 0 E: 0 LOB: 0 K: 0 BB: 0 S: 3 P: 3	R: 0 H: 0 E: 0 LOB: 0 K: 1 BB: 1 S: 4 P: 8	R: 2 H: 0 E: 0 LOB: 1 K: 0 BB: 3 S: 3 P: 15	R: 0 H: 1 E: 0 LOB: 1 K: 0 BB: 0 S: 4 P: 4	R: 1 H: 1 E: 1 LOB: 2 K: 0 BB: 1 S: 5 P: 9		1B: 4 SF: 2 2B: 0 SAC: 1 3B: 1 DP: 0 HR: 0 HBP: 0						

livebaseballscorecards.com

AB	26
R	3
H	5
RBI	2
BB	6
SO	2
LOB	16

WP: 1 PA: 35
PB: 0
SB: 1
CS: 1

PITCHER		IP	WLS	BF	H	R	ER	SO	BB	IBB	HBP	BLK	WP	HR	S	P	ERA	WHIP
Dennis Blair, R ERA: 3.34	(1, 1)	5.0	L	22	3	2	2	2	5	0	0	0	1	0	21	41	3.60	1.600
Chuck Taylor, R ERA: 3.94	(6, 1)	2.0		7	1	0	0	0	0	0	0	0	0	0	7	7	0.00	0.500
Donald DeMola, R ERA: 2.77	(8, 1)	1.0		6	1	1	0	0	1	0	0	0	0	0	5	9	0.00	2.000

PITCHER	IP	WLS	BF	H	R	ER	SO	BB	IBB	HBP	BLK	WP	HR	S	P	ERA	WHIP

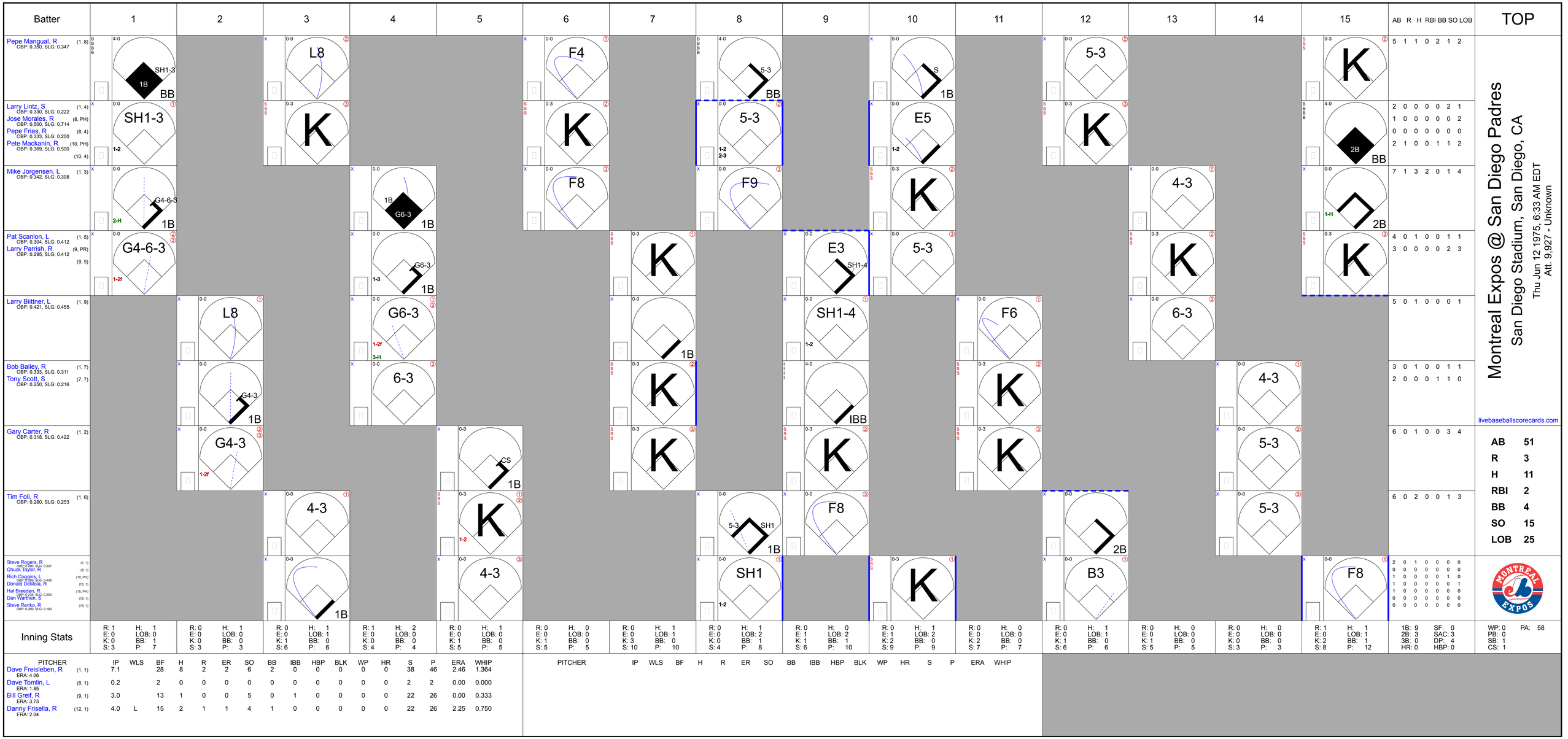
Batter
1
2
3
4
5
6
7
8
9
10
11
12
13
14
15
AB R H RBI BB SO LOB
TOP
Pepe Mangual, R (1, 8) OBP: 0.350, SLG: 0.347
Larry Lintz, S (1, 4) OBP: 0.330, SLG: 0.222
Jose Morales, R (8, PH) OBP: 0.500, SLG: 0.714
Pepe Frias, R (8, 4) OBP: 0.333, SLG: 0.200
Pete Mackanin, R (10, PH) OBP: 0.369, SLG: 0.500
(10, 4)
Mike Jorgensen, L (1, 3) OBP: 0.342, SLG: 0.398
Pat Scanlon, L (1, 5) OBP: 0.304, SLG: 0.412
Larry Parrish, R (9, PR) OBP: 0.295, SLG: 0.412
(9, 5)
Larry Biittner, L (1, 9) OBP: 0.421, SLG: 0.455
Bob Bailey, R (1, 7) OBP: 0.333, SLG: 0.311
Tony Scott, S (7, 7) OBP: 0.250, SLG: 0.216
Gary Carter, R (1, 2) OBP: 0.318, SLG: 0.422
Tim Foli, R (1, 6) OBP: 0.280, SLG: 0.253
Steve Rogers, R (1, 1) OBP: 0.250, SLG: 0.227
Chuck Taylor, R (8, 1)
Rich Coggins, L (10, PH) OBP: 0.389, SLG: 0.405
Donald DeMola, R (10, 1)
Hal Breeden, R (15, PH) OBP: 0.235, SLG: 0.200
Dan Warthen, S (15, 1)
Steve Renko, R (15, 1) OBP: 0.250, SLG: 0.182
5 1 1 0 2 1 2
2 0 0 0 0 2 1
1 0 0 0 0 0 2
0 0 0 0 0 0 0
2 1 0 0 1 1 2
7 1 3 2 0 1 4
4 0 1 0 0 1 1
3 0 0 0 0 2 3
5 0 1 0 0 0 1
3 0 1 0 0 1 1
2 0 0 0 1 1 0
6 0 1 0 0 3 4
6 0 2 0 0 1 3
2 0 1 0 0 0 0
0 0 0 0 0 0 0
1 0 0 0 0 1 0
1 0 0 0 0 0 1
1 0 0 0 0 0 0
0 0 0 0 0 0 0
0 0 0 0 0 0 0
Montreal Expos @ San Diego Padres
San Diego Stadium, San Diego, CA
Thu Jun 12 1975, 6:33 AM EDT
Att. 9,927 - Unknown
livebaseballscorecards.com
AB 51
R 3
H 11
RBI 2
BB 4
SO 15
LOB 25
Inning Stats
R: 1 E: 0 K: 0 S: 3 H: 1 LOB: 0 BB: 1 P: 7
R: 0 E: 0 K: 0 S: 3 H: 1 LOB: 0 BB: 0 P: 3
R: 0 E: 0 K: 1 S: 6 H: 1 LOB: 1 BB: 0 P: 6
R: 1 E: 0 K: 0 S: 4 H: 2 LOB: 0 BB: 0 P: 4
R: 0 E: 0 K: 1 S: 5 H: 1 LOB: 0 BB: 0 P: 5
R: 0 E: 0 K: 1 S: 5 H: 0 LOB: 0 BB: 0 P: 5
R: 0 E: 0 K: 3 S: 10 H: 1 LOB: 1 BB: 0 P: 10
R: 0 E: 0 K: 0 S: 4 H: 1 LOB: 2 BB: 1 P: 8
R: 0 E: 1 K: 1 S: 6 H: 0 LOB: 2 BB: 1 P: 10
R: 0 E: 1 K: 2 S: 9 H: 1 LOB: 2 BB: 0 P: 9
R: 0 E: 0 K: 2 S: 7 H: 0 LOB: 0 BB: 0 P: 7
R: 0 E: 0 K: 1 S: 6 H: 1 LOB: 1 BB: 0 P: 6
R: 0 E: 0 K: 1 S: 5 H: 0 LOB: 0 BB: 0 P: 5
R: 0 E: 0 K: 0 S: 3 H: 0 LOB: 0 BB: 0 P: 3
R: 1 E: 0 K: 2 S: 8 H: 1 LOB: 1 BB: 1 P: 12
1B: 9 2B: 3 3B: 0 HR: 0
SF: 0 SAC: 3 DP: 4 HBP: 0
WP: 0 PB: 0 SB: 1 CS: 1
PA: 58
PITCHER IP WLS BF H R ER SO BB IBB HBP BLK WP HR S P ERA WHIP
Dave Freisleben, R (1, 1) ERA: 4.06 7.1 28 8 2 2 6 2 0 0 0 0 0 38 46 2.46 1.364
Dave Tomlin, L (8, 1) ERA: 1.85 0.2 2 0 0 0 0 0 0 0 0 0 2 2 0.00 0.000
Bill Greif, R (9, 1) ERA: 3.73 3.0 13 1 0 0 5 0 1 0 0 0 0 22 26 0.00 0.333
Danny Frisella, R (12, 1) ERA: 2.04 4.0 L 15 2 1 1 4 1 0 0 0 0 0 22 26 2.25 0.750
PITCHER IP WLS BF H R ER SO BB IBB HBP BLK WP HR S P ERA WHIP

BOTTOM

Batter	1	2	3	4	5	6	7	8	9	10	11	12	13	14	15	AB	R	H	RBI	BB	SO	LOB
Johnny Grubb, L (1, 8) OBP: 0.402, SLG: 0.452	BBBB 4-0 SH3-4 BB		x 0-0 L8 ③			x 0-0 F8 ②		x 0-0 4-3 ②			x 0-0 SH5-4 ① 1-2		x 0-0 F8 ②		x 0-0 L9 ②	5	0	0	0	1	0	2
Enzo Hernandez, R (1, 6) OBP: 0.335, SLG: 0.294	x 0-0 SH3-4 ① 1-2			x 0-0 1B		x 0-0 4-3 ③		x 0-0 6-3 ③			x 0-0 4-3 ② 2-3		x 0-0 1B		x 0-0 FC5 ③ 2-3f	6	0	2	0	0	0	4
Bobby Tolan, L (1, 7) OBP: 0.301, SLG: 0.293	x 0-0 1-3 ②			x 0-0 F8 ①			x 0-0 FC6 1B SF8 1B		x 0-0 F7 ①		IIII 4-0 IBB		x 0-0 4-3 ③			5	1	1	0	1	0	3
Dave Winfield, R (1, 9) OBP: 0.374, SLG: 0.481 Dick Sharon, R (8, 9) OBP: 0.211, SLG: 0.206	x 0-0 4-3 ③			SSS 0-3 K ②			x 0-0 FC6 1B 1-2 1B		x 0-0 F3 ②		x 0-0 F2 ③			x 0-0 L8 ①		3	0	1	0	0	1	2
																3	0	0	0	0	0	2
Mike Ivie, R (1, 3) OBP: 0.298, SLG: 0.371		x 0-0 F3 ①		x 0-0 4-3 ③			x 0-0 FC6 E 1-2f 2-3		SSS 0-3 K ③			SSS 0-3 K ①		BBBB 4-0 G6-3 BB		5	0	0	0	1	2	3
Tito Fuentes, S (1, 4) OBP: 0.296, SLG: 0.310		x 0-0 6-3 ②			x 0-0 F8 ①		x 0-0 SF8 ② 1-2 3-H			SSS 0-3 K ①		x 0-0 FC6-4 1B		x 0-0 G6-3 ②③ 1-2f		5	0	1	1	0	1	1
Fred Kendall, R (1, 2) OBP: 0.261, SLG: 0.258		x 0-0 6-3 ③			x 0-0 L7 ②		x 0-0 L6 ③			BBBB 4-0 G6-4-3 BB		x 0-0 F8 ②			x 0-0 FC5 SH3-4 1B	5	0	1	0	1	0	2
Ted Kubiak, S (1, 5) OBP: 0.304, SLG: 0.245 Gene Locklear, L (8, PH) OBP: 0.500, SLG: 0.611 Hector Torres, R (9, 5) OBP: 0.273, SLG: 0.307		x 0-0 L9 ①			SSS 0-3 K ③			SSS 0-3 K ①		x 0-0 G6-4-3 ② ③ 1-2f		x 0-0 FC6-4 ③ 1-2f			x 0-0 SH3-4 ① 1-2	2	0	0	0	0	1	0
																1	0	0	0	0	1	0
																2	0	0	0	0	0	2
Dave Freisleben, R (1, 1) OBP: 0.043, SLG: 0.043 Dave Tomlin, L (8, 1) Willie McCovey, L (8, PH) OBP: 0.500, SLG: 0.417 Bill Grabarkewitz (9, 1) Randy Hundley, R (11, PH) OBP: 0.250, SLG: 0.247 John Scott, R (11, PR) Danny Frisella, L (12, 1) Jerry Moses, R (15, PH) OBP: 0.250, SLG: 0.333			x 0-0 6-3 ②			x 0-0 6-3 ①		x 0-0 HR			x 0-0 4-3 SH5-4 1B		x 0-0 F9 ①		BBBB 4-0 BB	2	0	0	0	0	0	0
																0	0	0	0	0	0	0
																1	1	1	1	0	0	0
																0	0	0	0	0	0	0
																1	0	1	0	0	0	0
																0	0	0	0	0	0	0
																1	0	0	0	0	0	0
																0	0	0	0	1	0	0
Inning Stats	R: 0 E: 0 K: 0 S: 3	H: 0 LOB: 1 BB: 1 P: 7	R: 0 E: 0 K: 0 S: 3	H: 0 LOB: 0 BB: 0 P: 3	R: 0 E: 0 K: 0 S: 3	H: 0 LOB: 0 BB: 0 P: 3	R: 0 E: 0 K: 1 S: 6	H: 1 LOB: 1 BB: 0 P: 6	R: 0 E: 0 K: 1 S: 5	H: 0 LOB: 0 BB: 0 P: 5	R: 0 E: 0 K: 1 S: 5	H: 0 LOB: 0 BB: 0 P: 5	R: 0 E: 0 K: 1 S: 4	H: 0 LOB: 0 BB: 1 P: 8	R: 0 E: 0 K: 0 S: 4	H: 1 LOB: 2 BB: 1 P: 8	R: 0 E: 0 K: 1 S: 6	H: 1 LOB: 1 BB: 0 P: 6	R: 0 E: 0 K: 0 S: 4	H: 1 LOB: 1 BB: 0 P: 4	R: 0 E: 0 K: 0 S: 2	H: 0 LOB: 0 BB: 1 P: 6	R: 0 E: 0 K: 0 S: 4	H: 1 LOB: 2 BB: 1 P: 8							

PITCHER		IP	WLS	BF	H	R	ER	SO	BB	IBB	HBP	BLK	WP	HR	S	P	ERA	WHIP
Steve Rogers, R ERA: 2.38	(1, 1)	7.0		25	3	1	1	2	1	0	0	0	0	0	28	32	1.29	0.571
Chuck Taylor, R ERA: 3.68	(8, 1)	2.0		7	1	1	1	2	0	0	0	0	0	1	11	11	4.50	0.500
Donald DeMola, R ERA: 2.32	(10, 1)	5.0	W	19	3	0	0	2	2	1	0	0	0	0	20	32	0.00	1.000
Dan Warthen, L ERA: 4.35	(15, 1)	0.1		2	1	0	0	0	0	0	0	0	0	0	2	2	0.00	3.000
Steve Renko, R ERA: 6.46	(15, 1)	0.2	S	3	0	0	0	0	1	0	0	0	0	0	2	6	0.00	1.500

PITCHER	IP	WLS	BF	H	R	ER	SO	BB	IBB	HBP	BLK	WP	HR	S	P	ERA	WHIP

Montreal Expos @ San Diego Padres

San Diego Stadium, San Diego, CA

Thu Jun 12 1975, 6:33 AM EDT

Att. 9,927 - Unknown

livebaseballscorecards.com

AB	47
R	2
H	8
RBI	2
BB	5
SO	6
LOB	21

1B: 7	SF: 1	WP: 0	PA: 56
2B: 0	SAC: 3	PB: 0	
3B: 0	DP: 2	SB: 0	
HR: 1	HBP: 0	CS: 0	

Batter	1	2	3	4	5	6	7	8	9	AB	R	H	RBI	BB	SO	LOB
Pepe Mangual, R (1, 8) OBP: 0.348, SLG: 0.344	B B S S S 2-3 ① **K**		B B B B 4-0 **BB**		B S S X 1-2 ② **SF8** 3-H		S S B X 1-2 ② **F9**			2	0	0	1	1	1	1
Tim Foli, R (1, 6) OBP: 0.280, SLG: 0.253	S B B S S 2-3 ② **K2-3**		B X 1-0 ③ **F8**		B S X 1-1 FC4-6 **1B** 2-H		B S B B 3-1 ③ **CS** 1-2	S B X 1-1 ① **6-3**		4	0	1	1	0	1	1
Jose Morales, R (1, 3) OBP: 0.429, SLG: 0.600	B B B X 3-0 ③ **F3**			S S X 0-2 ① **F9**	B B S X 2-1 ③ **FC4-6** 1-2f			X 0-0 ② **F9**		4	0	0	0	0	0	1
Bob Bailey, R (1, 7) OBP: 0.342, SLG: 0.359 Tony Scott, S (8, 7) OBP: 0.250, SLG: 0.216		B B X 2-0 ① **4-3**		B X 1-0 **HR**		B B B B 4-0 K **BB**		S B B S 2-3 ③ **K**		3 0	1 0	1 0	1 0	1 0	1 0	0 0
Gary Carter, R (1, 9) OBP: 0.317, SLG: 0.415		B X 1-0 ② **L4**		S X 0-1 ② **5-3**		S B B B B 4-1 **BB** 1-2			B B S S F X 2-2 ① **5-3**	3	0	0	0	1	0	0
Pete Mackanin, R (1, 4) OBP: 0.375, SLG: 0.538		X 0-0 **HR**		S B B B X 3-1 **CS** 1B		2 SAFE S S S B S 1-3 ① ② **K** 2-3			B X 1-0 ② **6-3**	4	1	2	1	0	1	2
Larry Parrish, R (1, 5) OBP: 0.294, SLG: 0.408		B S S B F X 2-2 ③ **6-3**		S S 0-2 ③ **CS** 1-2	S S B X 1-2 SH SF8 **1B**	X 0-0 ③ **F8**			X 0-0 ③ **6-3**	4	1	1	0	0	0	1
Barry Foote, R (1, 2) OBP: 0.239, SLG: 0.256			B B S B S S 3-3 ① **K**		S X 0-1 **SH** 1B 1-3		S X 0-1 CS **1B**			2	1	1	0	0	1	0
Fred Scherman, L (1, 1) Hal Breeden, R (5, PH) OBP: 0.229, SLG: 0.194 Dan Warthen, S (5, 1)			B S X 1-1 ② **F5**		B S S B X 2-2 ① **5-3**		S S M 0-3 ① **K**			1 1 1	0 0 0	0 0 0	0 0 0	0 0 0	0 0 1	0 2 1
Inning Stats	R: 0 E: 0 K: 2 S: 7 H: 0 LOB: 0 BB: 0 P: 14	R: 1 E: 0 K: 0 S: 7 H: 1 LOB: 0 BB: 0 P: 12	R: 0 E: 0 K: 1 S: 6 H: 0 LOB: 1 BB: 1 P: 15	R: 1 E: 0 K: 0 S: 10 H: 2 LOB: 0 BB: 0 P: 14	R: 2 E: 1 K: 0 S: 15 H: 2 LOB: 1 BB: 0 P: 22	R: 0 E: 0 K: 1 S: 5 H: 0 LOB: 1 BB: 2 P: 14	R: 0 E: 0 K: 1 S: 9 H: 1 LOB: 0 BB: 0 P: 13	R: 0 E: 0 K: 1 S: 6 H: 0 LOB: 0 BB: 0 P: 9	R: 0 E: 0 K: 0 S: 6 H: 0 LOB: 0 BB: 0 P: 9	1B: 4 2B: 0 3B: 0 HR: 2	SF: 1 SAC: 1 DP: 0 HBP: 0					

TOP

Montreal Expos @ San Francisco Giants

Candlestick Park, San Francisco, CA

Fri Jun 13 1975, 10:05 PM EDT

Att. 3,230 - Unknown

livebaseballscorecards.com

AB	29
R	4
H	6
RBI	4
BB	3
SO	6
LOB	9

PITCHER		IP	WLS	BF	H	R	ER	SO	BB	IBB	HBP	BLK	WP	HR	S	P	ERA	WHIP
Pete Falcone, L ERA: 3.71	(1, 1)	5.0	L	23	5	4	2	3	3	0	0	0	0	2	46	86	3.60	1.600
Charlie Williams, R ERA: 4.7	(6, 1)	1.0		2	0	0	0	1	0	0	0	0	0	0	4	5	0.00	0.000
Randy Moffitt, R ERA: 4.85	(7, 1)	3.0		9	1	0	0	2	0	0	0	0	0	0	21	31	0.00	0.333

PITCHER	IP	WLS	BF	H	R	ER	SO	BB	IBB	HBP	BLK	WP	HR	S	P	ERA	WHIP

WP: 0 PB: 0 SB: 0 CS: 2 PA: 36

Montreal Expos @ San Francisco Giants

Candlestick Park, San Francisco, CA

Fri Jun 13 1975, 10:05 PM EDT

Att. 3,230 - Unknown

livebaseballscorecards.com

BOTTOM

Batter	1	2	3	4	5	6	7	8	9	AB	R	H	RBI	BB	SO	LOB
Gary Thomasson, L (1, 8) OBP: 0.236, SLG: 0.271	4-3	BB, 1B		K		1-3	F7			5	0	1	0	0	1	2
Derrel Thomas, S (1, 4) OBP: 0.354, SLG: 0.349	6-3	1-2 BB		CS, BB			3-1		6-3	3	0	0	0	2	0	1
Bobby Murcer, L (1, 9) OBP: 0.402, SLG: 0.520	1B, BB, 2B, 1B	F9		CS 1-2	K		G3		4-3	5	1	1	0	0	1	3
Chris Speier, R (1, 6) OBP: 0.352, SLG: 0.348	1-2 1B, 2B, BB		F8		1-3 E5, BB		1B			2	1	1	0	2	0	0
Willie Montanez, L (1, 3) OBP: 0.339, SLG: 0.420	1-2 2-3 2B, 1B		1B, HBP		1-2 1-3		L3			3	0	1	0	0	0	2
Bruce Miller, R (1, 5) OBP: 0.330, SLG: 0.347	1-3 2-H 3-H 2B		F8		2-H E5			G1-4, BB		3	0	1	2	1	0	2
Glenn Adams, L (1, 7) OBP: 0.362, SLG: 0.608	F9		1-3 1B			K		F4		4	0	1	0	0	1	3
Marc Hill, R (1, 2) OBP: 0.309, SLG: 0.311		F7	6-3			K		1-2f G1-4		4	0	0	0	0	1	3
Pete Falcone, L (1, 1) OBP: 0.091, SLG: 0.091		K		6-3		1B			2B	2	0	0	0	0	1	0
Charlie Williams, R (6, 1)										0	0	0	0	0	0	0
Chris Arnold, R (6, PH) OBP: 0.250, SLG: 0.217										1	0	1	0	0	0	0
Randy Moffitt, R (7, 1) OBP: 0.167, SLG: 0.167										0	0	0	0	0	0	0
Jake Brown, R (9, PH) OBP: 0.429, SLG: 0.615										1	0	1	0	0	0	0
Inning Stats	R: 2 E: 0 K: 0 S: 8	H: 3 LOB: 2 BB: 1 P: 15	R: 0 E: 0 K: 1 S: 7	H: 1 LOB: 2 BB: 1 P: 11	R: 0 E: 0 K: 0 S: 11	H: 1 LOB: 2 BB: 0 P: 18	R: 0 E: 0 K: 1 S: 8	H: 0 LOB: 0 BB: 1 P: 16	R: 0 E: 1 K: 1 S: 8	H: 0 LOB: 2 BB: 1 P: 13	R: 0 E: 0 K: 2 S: 11	H: 1 LOB: 1 BB: 0 P: 16	R: 0 E: 0 K: 0 S: 8	H: 1 LOB: 1 BB: 0 P: 13	R: 0 E: 0 K: 0 S: 5	H: 0 LOB: 0 BB: 1 P: 12	R: 0 E: 0 K: 0 S: 10	H: 1 LOB: 1 BB: 0 P: 12	1B: 6 2B: 2 3B: 0 HR: 0	SF: 0 SAC: 0 DP: 1 HBP: 1	WP: 0 PB: 0 SB: 0 CS: 1	PA: 40

	AB	33
	R	2
	H	8
	RBI	2
	BB	5
	SO	5
	LOB	16

PITCHER		IP	WLS	BF	H	R	ER	SO	BB	IBB	HBP	BLK	WP	HR	S	P	ERA	WHIP
Fred Scherman, L ERA: 4.63	(1, 1)	4.0		20	5	2	2	2	3	0	1	0	0	0	34	60	4.50	2.000
Dan Warthen, L ERA: 2.93	(5, 1)	5.0	W	19	3	0	0	3	2	0	0	0	0	0	42	66	0.00	1.000

PITCHER	IP	WLS	BF	H	R	ER	SO	BB	IBB	HBP	BLK	WP	HR	S	P	ERA	WHIP

Batter	1	2	3	4	5	6	7	8	9	AB	R	H	RBI	BB	SO	LOB
Pepe Mangual, R (1, 8) OBP: 0.350, SLG: 0.338	B B B B 4-0 1B 1B BB	S S S 0-3 ② K			S S S 0-3 ② K		B B B 4-0 S BB		x 0-0 ③ 6-3	3	1	0	0	2	2	2
Larry Lintz, S (1, 4) OBP: 0.328, SLG: 0.223	x 0-0 S 1-3 1B 1B	x 0-0 ③ 6-3			x 0-0 ③ 1-3		x 0-0 ③ F7 1-2			4	1	1	0	0	0	2
Mike Jorgensen, L (1, 3) OBP: 0.345, SLG: 0.396	B B B B 4-0 1B 1-2 FC3-6 BB		S S S 0-3 ① K			x 0-0 BB 1B 1B		S S S 0-3 ① K		3	1	1	0	1	2	0
Bob Bailey, R (1, 7) OBP: 0.338, SLG: 0.353 Tony Scott, S (8, 7) OBP: 0.250, SLG: 0.216	x 0-0 FC3-6 1-3 2-H 3-H 1B		x 0-0 ② F8			S S S 0-3 ① K		S S S 0-3 ② K		4 0	0 0	1 0	2 0	0 0	2 0	1 0
Larry Biittner, L (1, 9) OBP: 0.418, SLG: 0.451 Gary Carter, R (8, PH) OBP: 0.321, SLG: 0.415 (8, 9)	S S S 0-3 ① K		x 0-0 ③ L5			x 0-0 BB 1-2 1B		B B B B 4-0 BB		3 0	0 0	1 0	0 0	0 1	1 0	2 0
Pat Scanlon, L (1, 5) OBP: 0.305, SLG: 0.396 Jose Morales, R (8, PH) OBP: 0.414, SLG: 0.577 Pepe Frias, R (8, 5) OBP: 0.333, SLG: 0.200	x 0-0 ② FC3-6 FC6-4 1-2f 3-H			S S S 0-3 ① K		B B B B 4-0 G5-4-3 1-2 2-3 BB		x 0-0 ③ 5-3		2 1 0	0 0 0	0 0 0	1 0 0	1 0 0	1 0 0	1 1 0
Barry Foote, R (1, 2) OBP: 0.233, SLG: 0.248	x 0-0 ③ FC6-4 1-2f			x 0-0 ② G1		x 0-0 ②③ G5-4-3 1-2f			x 0-0 ① 5-3	4	0	0	0	0	0	4
Tim Foli, R (1, 6) OBP: 0.284, SLG: 0.258		x 0-0 SH3 1B		x 0-0 ③ F6			x 0-0 ① 1-3		x 0-0 SH1-4 1B	4	0	2	0	0	0	0
Woodie Fryman, R (1, 1) OBP: 0.192, SLG: 0.240		x 0-0 ① SH3 1-2			x 0-0 ① 4-3		S S S 0-3 ② K		x 0-0 ② SH1-4 1-2	2	0	0	0	0	1	0
Inning Stats	R: 3 E: 0 K: 1 S: 7 H: 2 LOB: 1 BB: 2 P: 15	R: 0 E: 0 K: 1 S: 6 H: 1 LOB: 1 BB: 0 P: 6	R: 0 E: 0 K: 1 S: 5 H: 0 LOB: 0 BB: 0 P: 5	R: 0 E: 0 K: 1 S: 5 H: 0 LOB: 0 BB: 0 P: 5	R: 0 E: 0 K: 1 S: 5 H: 0 LOB: 0 BB: 0 P: 5	R: 0 E: 0 K: 1 S: 6 H: 2 LOB: 2 BB: 1 P: 10	R: 0 E: 0 K: 1 S: 5 H: 0 LOB: 1 BB: 1 P: 9	R: 0 E: 0 K: 2 S: 7 H: 0 LOB: 1 BB: 1 P: 11	R: 0 E: 0 K: 0 S: 4 H: 1 LOB: 1 BB: 0 P: 4	1B: 6 2B: 0 3B: 0 HR: 0 SF: 0 SAC: 2 DP: 1 HBP: 0						

PITCHER		IP	WLS	BF	H	R	ER	SO	BB	IBB	HBP	BLK	WP	HR	S	P	ERA	WHIP
John Montefusco, R ERA: 2.88	(1, 1)	7.0	L	29	5	3	3	7	4	0	0	0	0	0	39	55	3.86	1.286
Gary Lavelle, L ERA: 1.98	(8, 1)	2.0		8	1	0	0	2	1	0	0	0	0	0	11	15	0.00	1.000

PITCHER	IP	WLS	BF	H	R	ER	SO	BB	IBB	HBP	BLK	WP	HR	S	P	ERA	WHIP

TOP

Montreal Expos @ San Francisco Giants

Candlestick Park, San Francisco, CA

Sat Jun 14 1975, 6:33 AM EDT

Att. 4,890 - Unknown

livebaseballscorecards.com

AB	30
R	3
H	6
RBI	3
BB	5
SO	9
LOB	13

WP: 0 PB: 0 SB: 2 CS: 0 PA: 37

Batter	1	2	3	4	5	6	7	8	9	AB	R	H	RBI	BB	SO	LOB
Gary Thomasson, L (1, 8) OBP: 0.227, SLG: 0.260	4-3	K			G3		F9			4	0	0	0	0	1	1
Derrel Thomas, S (1, 4) OBP: 0.352, SLG: 0.343	K		F3		1-6-3			BB 1B		3	0	0	0	1	1	0
Chris Arnold, R (1, 7) OBP: 0.321, SLG: 0.269	BB 1B WP 1B		F7		BB			G6-3 1-2 1B		3	1	2	0	1	0	0
Chris Speier, R (1, 6) OBP: 0.354, SLG: 0.361	WP BB 1-2 1B		3B		K			P5		4	0	2	0	0	1	3
Willie Montanez, L (1, 3) OBP: 0.338, SLG: 0.414	WP 1-2 2-3 BB		4-3			4-3		G6-3 1-2f		3	0	0	0	1	0	3
Bruce Miller, R (1, 5) OBP: 0.318, SLG: 0.333	5-3 1-2 2-3 3-H			4-3		K			6-3	4	0	0	0	0	1	2
Steve Ontiveros, S (1, 9) OBP: 0.369, SLG: 0.304		4-3		BB		K	K		K	3	0	0	0	1	2	0
Marc Hill, R (1, 2) OBP: 0.307, SLG: 0.303		BB SH1-4		K			L9		6-3	3	0	0	0	1	1	1
John Montefusco, R (1, 1) Jake Brown, R (7, PH) OBP: 0.400, SLG: 0.571 Gary Lavelle, S (8, 1) OBP: 0.167, SLG: 0.167		SH1-4 1-2		K			6-3			1 1 0	0 0 0	0 0 0	0 0 0	0 0 0	1 0 0	1 0 0
Inning Stats	R: 1 E: 0 K: 1 S: 7 H: 2 LOB: 2 BB: 1 P: 11	R: 0 E: 0 K: 1 S: 5 H: 0 LOB: 1 BB: 1 P: 9	R: 0 E: 0 K: 0 S: 4 H: 1 LOB: 1 BB: 0 P: 4	R: 0 E: 0 K: 2 S: 7 H: 0 LOB: 1 BB: 1 P: 11	R: 0 E: 0 K: 1 S: 5 H: 0 LOB: 1 BB: 1 P: 9	R: 0 E: 0 K: 2 S: 7 H: 0 LOB: 0 BB: 0 P: 7	R: 0 E: 0 K: 0 S: 3 H: 0 LOB: 0 BB: 0 P: 3	R: 0 E: 0 K: 0 S: 3 H: 1 LOB: 1 BB: 1 P: 7	R: 0 E: 0 K: 1 S: 5 H: 0 LOB: 0 BB: 0 P: 5	1B: 3 2B: 0 3B: 1 HR: 0	SF: 0 SAC: 1 DP: 1 HBP: 0					

PITCHER	IP	WLS	BF	H	R	ER	SO	BB	IBB	HBP	BLK	WP	HR	S	P	ERA	WHIP
Woodie Fryman, L (1, 1) ERA: 2.57	9.0	W	35	4	1	1	8	5	0	0	0	1	0	46	66	1.00	1.000

PITCHER	IP	WLS	BF	H	R	ER	SO	BB	IBB	HBP	BLK	WP	HR	S	P	ERA	WHIP

BOTTOM

Montreal Expos @ San Francisco Giants

Candlestick Park, San Francisco, CA

Sat Jun 14 1975, 6:33 AM EDT

Att. 4,890 - Unknown

livebaseballscorecards.com

AB	29
R	1
H	4
RBI	0
BB	5
SO	8
LOB	11

WP: 1	PA:	35
PB: 0		
SB: 0		
CS: 0		

Batter	1	2	3	4	5	6	7	8	9	AB	R	H	RBI	BB	SO	LOB
Pepe Mangual, R (1, 8) OBP: 0.348, SLG: 0.337	S, B, X 1-1 S, SH2-4, WP 1B	B, B, X 2-0 ② F7			S, S, C 0-3 ① K		2 SAFE, S, B, S, S 1-3 ②③ K 2-3			4	1	1	0	0	2	2
Larry Lintz, S (1, 4) OBP: 0.320, SLG: 0.217	S, B, X 1-1 ① SH2-4 1-2	B, S, S, B, S, B, X 3-2 ③ 5-3			S, S, B, C 1-3 ② K			S, B, S, X 1-2 ① F7		3	0	0	0	0	1	1
Mike Jorgensen, L (1, 3) OBP: 0.348, SLG: 0.395	S, B, B, B, S, B 4-2 E, 1B 2-3 BB	B, S, S, B, B, F, F, X 2-2 ① F8			S, S, B, B, B, S 3-3 ③ K			B, S, S, B, B, X 2-2 1B		3	1	1	0	1	1	0
Larry Biittner, L (1, 7) OBP: 0.431, SLG: 0.479	B, S, S, B, B, B 4-2 1B 1-3 3-H BB	B, S, X 1-1 3B				X 0-0 1B		B, B, S, S, X 2-2 ② F7		3	0	2	0	1	0	1
Pat Scanlon, L (1, 5) OBP: 0.302, SLG: 0.386 Pepe Frias, R (8, 5) OBP: 0.333, SLG: 0.200	B, B, X 2-0 1-2 3-H 1B	S, B, B, B, X 2-1 ② 4-3				S, S, X 0-2 ① F4		S, B, X 1-1 ③ 1-3		4 0	0 0	1 0	1 0	0 0	0 0	3 0
Gary Carter, R (1, 9) OBP: 0.314, SLG: 0.405	B, S, X 1-1 ② F7	S, S, B, X 1-2 ③ 5-3				S, S, S 0-3 ② K			S, X 0-1 E5	4	0	0	0	0	1	4
Barry Foote, R (1, 2) OBP: 0.227, SLG: 0.241	B, S, S, B, F, X 2-2 ③ P1			S, X 0-1 ① 1-3		B, S, X 1-1 ③ 4-3			X 0-0 ① 6-3	4	0	0	0	0	0	4
Tim Foli, R (1, 6) OBP: 0.283, SLG: 0.257		S, S, B, X 1-2 E5, S		B, X 1-0 ② 4-3			S, X 0-1 K, SH1-4 1B		S, X 0-1 ② 5-3	4	0	1	0	0	0	1
Steve Renko, R (1, 1) OBP: 0.214, SLG: 0.154 Dan Warthen, S (8, 1)		S, S, B, M 1-3 ① K 1-2		S, X 0-1 ③ F9			B, S, X 1-1 ① SH1-4 1-2		B, S, S, B, B, S 3-3 ③ K	2 1	0 0	0 0	0 0	0 0	1 1	1 1
Inning Stats	R: 2 E: 0 K: 0 S: 15 H: 2 LOB: 2 BB: 2 P: 30	R: 0 E: 1 K: 1 S: 10 H: 0 LOB: 1 BB: 0 P: 17	R: 0 E: 0 K: 0 S: 12 H: 1 LOB: 1 BB: 0 P: 18	R: 0 E: 0 K: 0 S: 5 H: 0 LOB: 0 BB: 0 P: 6	R: 0 E: 0 K: 3 S: 9 H: 0 LOB: 0 BB: 0 P: 13	R: 0 E: 0 K: 1 S: 9 H: 1 LOB: 1 BB: 0 P: 10	R: 0 E: 0 K: 1 S: 7 H: 1 LOB: 0 BB: 0 P: 9	R: 0 E: 0 K: 0 S: 11 H: 1 LOB: 1 BB: 0 P: 17	R: 0 E: 1 K: 1 S: 8 H: 0 LOB: 1 BB: 0 P: 11	1B: 5 2B: 0 3B: 1 HR: 0 SF: 0 SAC: 2 DP: 0 HBP: 0						

PITCHER		IP	WLS	BF	H	R	ER	SO	BB	IBB	HBP	BLK	WP	HR	S	P	ERA	WHIP
Jim Barr, R ERA: 2.78	(1, 1)	8.0	L	32	6	2	2	6	2	0	0	0	1	0	78	120	2.25	1.000
Randy Moffitt, R ERA: 4.7	(9, 1)	1.0		4	0	0	0	1	0	0	0	0	0	0	8	11	0.00	0.000

PITCHER	IP	WLS	BF	H	R	ER	SO	BB	IBB	HBP	BLK	WP	HR	S	P	ERA	WHIP

TOP

Montreal Expos @ San Francisco Giants

Candlestick Park, San Francisco, CA

Sun Jun 15 1975, 6:33 AM EDT

Unknown

livebaseballscorecards.com

AB	32
R	2
H	6
RBI	1
BB	2
SO	7
LOB	18

WP: 1 PA: 36
PB: 0
SB: 2
CS: 0

Montreal Expos @ San Francisco Giants

Candlestick Park, San Francisco, CA

Sun Jun 15 1975, 6:33 AM EDT

Unknown

livebaseballscorecards.com

BOTTOM

Batter	1	2	3	4	5	6	7	8	9	AB	R	H	RBI	BB	SO	LOB
Gary Thomasson, L (1, 8) OBP: 0.235, SLG: 0.267	F2		K			1B		FC6-4 1B 2-3 1B	F9	5	0	2	0	0	1	3
Derrel Thomas, S (1, 4) OBP: 0.350, SLG: 0.341	F7			4-3		F5		1-2 3-H FC6-4 1B		4	0	1	1	0	0	1
Bobby Murcer, L (1, 9) OBP: 0.399, SLG: 0.512	G3			FC5 1B BB		K		K		3	0	0	0	1	2	3
Glenn Adams, L (1, 7) OBP: 0.361, SLG: 0.593		F7		1-2 1B		1-3		FC6-4 1-2f 2-3		3	0	1	0	0	0	1
Jake Brown, R (8, PH) (9, 7) OBP: 0.375, SLG: 0.533										1	0	0	0	0	0	2
Willie Montanez, L (1, 3) OBP: 0.332, SLG: 0.406		F6		F8			F9	K		4	0	0	0	0	1	5
Chris Speier, R (1, 6) OBP: 0.352, SLG: 0.358		L9		FC5 2-3f			1B		5-3	4	0	1	0	0	0	2
Bruce Miller, R (1, 5) OBP: 0.315, SLG: 0.350			3B	5-3			F8		K	4	0	1	0	0	1	1
Dave Rader, L (1, 2) OBP: 0.346, SLG: 0.344			K	F8			4-3		BB	3	0	0	0	0	1	2
Chris Arnold, R (9, PH) OBP: 0.345, SLG: 0.269										0	0	0	0	1	0	0
Jim Barr, R (1, 1) OBP: 0.097, SLG: 0.034			K	K				1B 1B 2B	BB 1-2	2	0	0	0	0	2	1
Von Joshua, L (8, PH) OBP: 0.357, SLG: 0.438										1	0	1	0	0	0	0
Craig Robinson, R (8, PR) OBP: 0.059, SLG: 0.059										0	1	0	0	0	0	0
Randy Moffitt, R (9, 1) OBP: 0.167, SLG: 0.167										0	0	0	0	0	0	0
Marc Hill, R (9, PH) OBP: 0.313, SLG: 0.303										0	0	0	0	1	0	0
Inning Stats	R: 0 E: 0 K: 0 S: 5 H: 0 LOB: 0 BB: 0 P: 7	R: 0 E: 0 K: 0 S: 8 H: 0 LOB: 0 BB: 0 P: 16	R: 0 E: 0 K: 3 S: 10 H: 1 LOB: 1 BB: 0 P: 12	R: 0 E: 0 K: 0 S: 10 H: 1 LOB: 2 BB: 1 P: 18	R: 0 E: 0 K: 1 S: 6 H: 0 LOB: 0 BB: 0 P: 11	R: 0 E: 0 K: 1 S: 9 H: 1 LOB: 1 BB: 0 P: 13	R: 0 E: 0 K: 0 S: 6 H: 1 LOB: 1 BB: 0 P: 8	R: 1 E: 0 K: 2 S: 14 H: 3 LOB: 3 BB: 0 P: 15	R: 0 E: 0 K: 1 S: 9 H: 0 LOB: 2 BB: 2 P: 19	1B: 5 2B: 1 3B: 1 HR: 0 SF: 0 SAC: 0 DP: 0 HBP: 0						

	AB	34
	R	1
	H	7
	RBI	1
	BB	3
	SO	8
	LOB	21

PITCHER		IP	WLS	BF	H	R	ER	SO	BB	IBB	HBP	BLK	WP	HR	S	P	ERA	WHIP
Steve Renko, R ERA: 5.77	(1, 1)	7.0	W	29	7	1	1	5	1	0	0	0	0	0	60	91	1.29	1.143
Dan Warthen, L ERA: 2.6	(8, 1)	2.0	S	8	0	0	0	3	2	0	0	0	0	0	17	28	0.00	1.000

PITCHER	IP	WLS	BF	H	R	ER	SO	BB	IBB	HBP	BLK	WP	HR	S	P	ERA	WHIP

Montreal Expos @ San Francisco Giants

Candlestick Park, San Francisco, CA

Sun Jun 15 1975, 6:38 AM EDT

Att. 12,131 - Unknown

TOP

livebaseballscorecards.com

Batter	1	2	3	4	5	6	7	8	9	AB	R	H	RBI	BB	SO	LOB
Pepe Mangual, R (1, 8) OBP: 0.357, SLG: 0.368	X 0-0 1B 5-3 1B	S B B S X 2-2 1-3 2B		B S S B X 2-2 HR			S S F X 0-2 ① 1B	S B X 1-1 ③ F8		5	2	4	1	0	0	2
Tim Foli, R (1, 6) OBP: 0.290, SLG: 0.262	B S X 1-1 1-3 E 5-3 1B	X 0-0 ③ F8		S B B B S F X 3-2 ③ 5-3			S X 0-1 E5 1B		S H 1-1 BB 1B 1B HBP	4	2	2	0	0	0	2
Jose Morales, R (1, 3) OBP: 0.375, SLG: 0.517 Mike Jorgensen, L (7, PH) OBP: 0.355, SLG: 0.399 (7, 3)	S X 0-1 ① F4		S S B F F X 1-2 ① 6-3		S S X 0-2 ① F9		I I I 4-0 IBB		S S F X 0-2 BB 1-2 1B 1B	3 1	0 0	0 1	0 0	0 1	0 0	2 0
Bob Bailey, R (1, 7) OBP: 0.333, SLG: 0.347 Tony Scott, S (8, 7) OBP: 0.247, SLG: 0.213	B B S S S X 3-2 ② 5-3 1-2 3-H		S S X 0-2 2B 1B		X 0-0 ② 6-3		S S S 0-3 K		B S S B S F B C 3-3 ① K	4 1	1 0	1 0	1 0	0 0	1 1	3 2
Gary Carter, R (1, 9) OBP: 0.326, SLG: 0.424	B B B B X 3-0 E6 2-H 2B		X 0-0 F9 1-H 2B		B S B X 2-1 1B		B X 1-0 ③ F9		B B S B B 4-1 IBB 1B 1-2 2-3 BB	4	0	3	2	1	0	2
Pete Mackanin, R (1, 4) OBP: 0.366, SLG: 0.518	X 0-0 ③ 5-3		B B B S S X 3-1 ② F9 2-3		B B S B S X 3-2 ③ F2			S S B X 1-2 ① 5-3	B S X 1-1 ② IBB 1-2 2-H 3-H 1B	5	0	1	1	0	0	3
Larry Parrish, R (1, 5) OBP: 0.291, SLG: 0.398		B X 1-0 ① 6-3	X 0-0 ③ F4			S X 0-1 ① F7		B S S B B X 3-2 ② F6	I I I 4-0 1-2 2-3 IBB	4	0	0	0	1	0	1
Barry Foote, R (1, 2) OBP: 0.226, SLG: 0.247		S S B B B S 2-3 ② K		B S B X 2-1 ① L5		S S F B B X 1-2 ② 5-3		B S S B B X 2-2 2B	S B B B X 3-1 ③ 5-3	5	0	1	0	0	1	3
Dennis Blair, R (1, 1) OBP: 0.250, SLG: 0.211 Fred Scherman, L (7, 1) Larry Biittner, L (8, PH) OBP: 0.437, SLG: 0.479 Donald DeMola, R (8, 1)		X 0-0 2B 1B		B S S S 1-3 ② K		B S S S 1-3 ③ K		I I I 4-0 IBB		3 0 0 0 0	0 0 0 0 0	1 0 0 0 0	0 0 0 0 0	0 0 0 1 0	2 0 0 0 0	0 0 0 0 0
Inning Stats	R: 2 E: 1 K: 0 S: 10 H: 3 LOB: 1 BB: 0 P: 17	R: 0 E: 0 K: 1 S: 9 H: 2 LOB: 2 BB: 0 P: 14	R: 1 E: 0 K: 0 S: 12 H: 2 LOB: 1 BB: 0 P: 16	R: 1 E: 0 K: 1 S: 12 H: 1 LOB: 0 BB: 0 P: 20	R: 0 E: 0 K: 0 S: 9 H: 1 LOB: 1 BB: 0 P: 14	R: 0 E: 0 K: 1 S: 9 H: 0 LOB: 0 BB: 0 P: 11	R: 0 E: 1 K: 1 S: 10 H: 2 LOB: 2 BB: 1 P: 15	R: 0 E: 0 K: 0 S: 11 H: 1 LOB: 2 BB: 1 P: 22	R: 1 E: 0 K: 1 S: 14 H: 2 LOB: 3 BB: 2 P: 30	1B: 9 2B: 4 3B: 0 HR: 1 SF: 0 SAC: 0 DP: 0 HBP: 1						

	AB	39
	R	5
	H	14
	RBI	5
	BB	4
	SO	5
	LOB	20

WP: 0 PB: 0 SB: 0 CS: 0 PA: 44

PITCHER		IP	WLS	BF	H	R	ER	SO	BB	IBB	HBP	BLK	WP	HR	S	P	ERA	WHIP
Mike Caldwell, L ERA: 4.69	(1, 1)	5.0	L	24	9	4	4	2	0	0	0	0	0	1	52	81	7.20	1.800
Charlie Williams, R ERA: 4.54	(6, 1)	3.1		17	4	1	1	3	1	2	1	0	0	0	40	66	2.70	1.500
Randy Moffitt, R ERA: 4.6	(9, 1)	0.2		3	1	0	0	0	0	1	0	0	0	0	4	12	0.00	1.500

PITCHER	IP	WLS	BF	H	R	ER	SO	BB	IBB	HBP	BLK	WP	HR	S	P	ERA	WHIP

Montreal Expos @ San Francisco Giants

Candlestick Park, San Francisco, CA

Sun Jun 15 1975, 6:38 AM EDT

Att. 12,131 - Unknown

livebaseballscorecards.com

BOTTOM

Batter	1	2	3	4	5	6	7	8	9	AB	R	H	RBI	BB	SO	LOB
Gary Thomasson, L (1, 8) OBP: 0.242, SLG: 0.259	F9		BB		G3		BB		F7	3	0	0	0	2	0	0
Derrel Thomas, S (1, 4) OBP: 0.348, SLG: 0.344	4-3 2B		4-3		K		F2			4	0	1	0	0	1	4
Bobby Murcer, L (1, 9) OBP: 0.397, SLG: 0.507	4-3			F4		FC6-4 1B	1-3			4	0	1	0	0	0	4
Glenn Adams, L (1, 7) OBP: 0.369, SLG: 0.579	K			FC5-4 1B		K		1B BB		3	0	1	0	1	2	2
Willie Montanez, L (1, 3) OBP: 0.327, SLG: 0.399		3-1		K		K		F9		4	0	0	0	0	2	3
Chris Speier, R (1, 6) OBP: 0.351, SLG: 0.356		F3		FC5-4		FC6-4		G6-4-3		4	0	1	0	0	0	2
Steve Ontiveros, S (1, 5) OBP: 0.373, SLG: 0.305	K		HR BB				FC1-5 1B	G6-4-3		3	1	1	0	1	1	2
Marc Hill, R (1, 2) OBP: 0.318, SLG: 0.336		K	HR				BB FC1-5		F9	4	1	2	2	0	1	0
Mike Caldwell, R (1, 1) OBP: 0.154, SLG: 0.231		4-3		F7			FC1-5 BB		F8	1	0	0	0	0	0	0
Von Joshua, L (5, PH) OBP: 0.355, SLG: 0.435										1	0	0	0	0	0	0
Charlie Williams, R (6, 1)										1	0	0	0	0	0	2
Randy Moffitt, R (9, 1) OBP: 0.167, SLG: 0.167										0	0	0	0	0	0	0
Dave Rader, L (9, PH) OBP: 0.343, SLG: 0.340										1	0	0	0	0	0	0
Inning Stats	R: 0 E: 0 K: 1 S: 11 H: 1 LOB: 1 BB: 0 P: 14	R: 0 E: 0 K: 1 S: 9 H: 0 LOB: 0 BB: 0 P: 14	R: 0 E: 0 K: 1 S: 9 H: 0 LOB: 1 BB: 1 P: 16	R: 0 E: 0 K: 1 S: 10 H: 1 LOB: 1 BB: 0 P: 13	R: 2 E: 0 K: 1 S: 8 H: 1 LOB: 0 BB: 1 P: 16	R: 0 E: 0 K: 2 S: 10 H: 1 LOB: 1 BB: 0 P: 14	R: 0 E: 0 K: 0 S: 10 H: 2 LOB: 3 BB: 1 P: 17	R: 0 E: 0 K: 0 S: 7 H: 1 LOB: 1 BB: 1 P: 13	R: 0 E: 0 K: 0 S: 8 H: 0 LOB: 0 BB: 0 P: 13	1B: 5 2B: 1 3B: 0 HR: 1	SF: 0 SAC: 0 DP: 1 HBP: 0			WP: 0 PB: 0 SB: 0 CS: 0		PA: 37	

	AB	33
	R	2
	H	7
	RBI	2
	BB	4
	SO	7
	LOB	19

PITCHER	IP	WLS	BF	H	R	ER	SO	BB	IBB	HBP	BLK	WP	HR	S	P	ERA	WHIP
Dennis Blair, R (1, 1) ERA: 3.29	6.1	W	28	6	2	2	7	3	0	0	0	0	1	63	100	2.84	1.421
Fred Scherman, L (7, 1) ERA: 4.5	0.2		2	0	0	0	0	0	0	0	0	0	0	4	4	0.00	0.000
Donald DeMola, R (8, 1) ERA: 2.18	2.0	S	7	1	0	0	0	1	0	0	0	0	0	15	26	0.00	1.000

PITCHER	IP	WLS	BF	H	R	ER	SO	BB	IBB	HBP	BLK	WP	HR	S	P	ERA	WHIP

Batter	1	2	3	4	5	6	7	8	9	AB	R	H	RBI	BB	SO	LOB
Wayne Garrett, L (1, 5) OBP: 0.389, SLG: 0.434	0-1 1B 1B 2B 1B	3-1 F8 ①		2-2 1B 1-2 1B		1-3 K ②		1-1 FC2-5 FC1-6 1-2 2-3f ①		5	1	2	0	0	1	2
Felix Millan, R (1, 4) OBP: 0.317, SLG: 0.352	3-2 1B 1-2 2B 1B	3-2 G3 WP 1B		0-0 P3 ①		1-0 5-3 ③		1-2 F7 ②		5	1	2	0	0	0	4
Del Unser, L (1, 8) OBP: 0.364, SLG: 0.433	2-2 2B SF8 1-2 2-3 1B	1-1 G3 1-3 ②		0-3 K ②			0-0 E5	1-2 FC1-6 1-2f ③		5	1	1	0	0	1	5
Rusty Staub, L (1, 9) OBP: 0.388, SLG: 0.438	1-0 1B 1-3 2-H 3-H 2B	4-0 BB		1-2 1B 1-3 2-H			0-0 P6 ①		0-1 F8 ①	4	1	2	3	1	0	1
Ed Kranepool, L (1, 3) OBP: 0.391, SLG: 0.479 Joe Torre, R (7, PH) OBP: 0.333, SLG: 0.369 (7, 3)	0-0 SF8 3-H ①	1-2 F9 ③		0-3 K ③			2-1 F8 ②		2-2 1-3 ②	2 2	0 0	0 0	1 0	0 0	1 0	4 1
John Milner, L (1, 7) OBP: 0.321, SLG: 0.378 Dave Kingman, R (7, PH) OBP: 0.250, SLG: 0.420 (7, 7)	4-0 1B IBB	0-0 2-3 ①		0-2 4-3 ①			4-1 BB		0-0 P3 ③	2 1	0 0	0 0	0 0	1 1	0 0	0 0
Mike Phillips, L (1, 6) OBP: 0.327, SLG: 0.321 Jesus Alou, R (7, PH) OBP: 0.361, SLG: 0.371 Jack Heidemann, R (7, 6) OBP: 0.308, SLG: 0.370	1-0 1-3 2-H 1B	0-1 3-1 ②		1-0 P3 ②			2-2 F8 ③			3 1 0	0 0 0	1 0 0	1 0 0	0 0 0	0 0 0	0 2 0
Jerry Grote, R (1, 2) OBP: 0.317, SLG: 0.347	2-3 K ②	0-0 F8 ③		3-3 K ③				0-1 FC2-5 1B 1B		4	0	1	0	0	2	2
Jon Matlack, L (1, 1) OBP: 0.226, SLG: 0.077 Gene Clines, R (6, PH) OBP: 0.234, SLG: 0.200 Rick Baldwin, L (6, 1) OBP: 0.125, SLG: 0.125 Cleon Jones, R (8, PH) OBP: 0.407, SLG: 0.423 Hank Webb, R (8, PR) Bob Apodaca, R (8, 1)	2-2 1-3 ③			4-2 1B 1B BB		1-1 F8 ①		0-0 FC2-5 1-2 1B		1 1 0 1 0 0	1 0 0 0 0 0	0 0 0 1 0 0	0 0 0 0 0 0	1 0 0 0 0 0	0 0 0 0 0 0	2 0 0 0 0 0

| Inning Stats | | | |

Batter	1	2	3	4	5	6	7	8	9	AB	R	H	RBI	BB	SO	LOB
Pepe Mangual, R (1, 8) OBP: 0.350, SLG: 0.359	S S S 0-3 ① K	S B X 1-1 ② FC6-4 S 1-2f			S S B X 1-2 ① F2	S S S 0-3 ③ K		S B X 1-1 ③ P6		5	0	0	0	0	2	2
Tim Foli, R (1, 6) OBP: 0.289, SLG: 0.258	B B S B B B 4-1 1B 1B BB	S F B F X 1-2 ③ F8 1-2			B B S X 2-1 ② F9		S S B C 1-3 ① K			3	1	0	0	1	1	1
Jose Morales, R (1, 3) OBP: 0.400, SLG: 0.531 Mike Jorgensen, L (7, PH) OBP: 0.353, SLG: 0.396 (8, 3)	S X 0-1 1B 1B 1-2 1B	X 0-0 ① L9			S X 0-1 E 1B HR 1B		S S C 0-3 ② K			3 1	2 0	2 0	0 0	0 0	0 1	0 0
Bob Bailey, R (1, 7) OBP: 0.353, SLG: 0.368 Tony Scott, S (7, PR) OBP: 0.247, SLG: 0.213 (8, 7)	B B S B S X 3-2 1B 1B 1-2 2-H	B S B S B F X 3-2 ② F3			X 0-0 E5 HR 1B 1-3		B B S X 2-1 S 1B			4 0	1 0	3 0	1 0	0 0	0 0	0 0
Gary Carter, R (1, 9) OBP: 0.335, SLG: 0.446	S S X 0-2 1B 1-2 2-H	S B B S S X 2-2 ③ F8			X 0-0 HR 1-H 3-H		B B B S F B 4-2 BB 1-2			3	1	2	4	1	0	0
Pete Mackanin, R (1, 4) OBP: 0.361, SLG: 0.506	S B S S F X 1-2 ② L8			S X 0-1 ① 5-3	B X 1-0 1B		S X 0-1 ③ F8			4	0	1	0	0	0	4
Larry Parrish, R (1, 5) OBP: 0.290, SLG: 0.412	S B S B X 2-2 ③ 4-3			X 0-0 HR	B X 1-0 ③ P6			X 0-0 ① 1-3		4	1	1	1	0	0	3
Barry Foote, R (1, 2) OBP: 0.226, SLG: 0.247		X 0-0 ① F9		B S S X 1-2 ② F2		X 0-0 ① F8		S B S B B X 3-2 SH1-4 1B		4	0	1	0	0	0	0
Don Stanhouse, R (1, 1) OBP: 1.000, SLG: 1.000 Dan Warthen, S (4, 1)		B S B X 2-1 FC6-4 1B		S S B C 1-3 ③ K		S S S 0-3 ② K		X 0-0 ② SH1-4 1-2		1 2	0 0	1 0	0 0	0 0	0 2	0 0
Inning Stats	R: 2 E: 0 K: 1 S: 19 H: 3 LOB: 2 BB: 1 P: 29	R: 0 E: 0 K: 0 S: 9 H: 1 LOB: 1 BB: 0 P: 13	R: 0 E: 0 K: 0 S: 8 H: 0 LOB: 0 BB: 0 P: 13	R: 1 E: 0 K: 1 S: 9 H: 1 LOB: 0 BB: 0 P: 11	R: 3 E: 1 K: 0 S: 11 H: 4 LOB: 1 BB: 0 P: 16	R: 0 E: 0 K: 2 S: 7 H: 0 LOB: 0 BB: 0 P: 7	R: 0 E: 0 K: 2 S: 12 H: 1 LOB: 2 BB: 1 P: 19	R: 0 E: 0 K: 0 S: 7 H: 1 LOB: 1 BB: 0 P: 11		1B: 9 2B: 0 3B: 0 HR: 2 SF: 0 SAC: 1 DP: 0 HBP: 0						

PITCHER		IP	WLS	BF	H	R	ER	SO	BB	IBB	HBP	BLK	WP	HR	S	P	ERA	WHIP
Jon Matlack, L ERA: 3.8	(1, 1)	5.0	L	25	9	6	6	2	1	0	0	0	0	2	56	82	10.80	2.000
Rick Baldwin, R ERA: 3.12	(6, 1)	2.0		8	1	0	0	4	1	0	0	0	0	0	19	26	0.00	1.000
Bob Apodaca, R ERA: 1.15	(8, 1)	1.0		4	1	0	0	0	0	0	0	0	0	0	7	11	0.00	1.000

PITCHER	IP	WLS	BF	H	R	ER	SO	BB	IBB	HBP	BLK	WP	HR	S	P	ERA	WHIP

New York Mets @ Montreal Expos

Jarry Park, Montreal, QB

Tue Jun 17 1975, 7:05 PM EDT

Unknown - 79 F

BOTTOM

livebaseballscorecards.com

AB	34
R	6
H	11
RBI	6
BB	2
SO	6
LOB	10

WP: 0 PB: 0 SB: 2 CS: 0 PA: 37

Batter	1	2	3	4	5	6	7	8	9	10	11	AB	R	H	RBI	BB	SO	LOB
Wayne Garrett, L (1, 5) OBP: 0.385, SLG: 0.420	4-2 1-3 1B BB		0-0 ① 6-3		2-2 ③ F7		1-0 ③ FC6 1-2f			3-2 ① G3	0-1 FC6-4 1B 1-3 2-H 3-H	5	0	1	2	1	0	1
Felix Millan, R (1, 4) OBP: 0.313, SLG: 0.348	3-1 ① P4		0-3 ② K			1-2 ① 5-3		1-0 ① 5-3		1-0 G6-4-3 1B	2-0 ③ FC6-4 1-2f	6	0	1	0	0	1	3
Del Unser, L (1, 8) OBP: 0.360, SLG: 0.428	2-0 1-3 1B 1-2		3-3 ③ K			0-0 ② 2-3		2-2 ② 5-3		0-0 ②③ G6-4-3 1-2f		5	0	1	0	0	1	1
Rusty Staub, L (1, 9) OBP: 0.383, SLG: 0.436	0-2 ② 1-3 1-2 2-3			0-0 4-3 2B		1-2 ③ G3		0-1 ③ P4			2-3 ① K	5	0	1	0	0	1	2
Ed Kranepool, L (1, 3) OBP: 0.391, SLG: 0.472	4-1 BB			0-0 ① 4-3 2-3	2-2 5-3 1B 1B		1-3 ① K		0-1 ① F9		2-3 ② K	4	1	1	0	1	1	1
John Milner, L (1, 7) OBP: 0.324, SLG: 0.374	0-1 ③ F9			1-1 ② G3			1-3 ① K		3-1 FC6-4 CI 1B		4-1 3B BB	4	1	1	0	1	1	5
Mike Phillips, L (1, 6) OBP: 0.331, SLG: 0.340		1-0 ① 4-3		1-0 ③ 3-1			0-0 5-3 1B 1B 1-2		0-1 CI FC6-4 1-2		2-1 3B 1B 1-H	4	2	2	1	0	0	1
John Stearns, R (1, 2) OBP: 0.266, SLG: 0.304	3-1 ② F2				0-0 ① 4-3		1-0 ② 5-3 1-2 2-3		2-1 ② FC6-4 1-2f 2-3		4-1 S 1B IBB	4	1	0	0	1	0	4
Randy Tate, R (1, 1) Jesus Alou, R (7, PH) OBP: 0.378, SLG: 0.389 Tom Hall, L (7, 1) Cleon Jones, R (9, PH) OBP: 0.393, SLG: 0.407 Harry Parker, R (9, 1)	0-1 ③ F9				1-1 ② 6-3		1-0 FC6 1B 2-H 3-H		1-3 ③ K		4-2 1B BB 1-2	2 1 0 1 0	0 0 0 0 0	0 1 0 0 0	0 2 0 0 0	0 0 0 0 0	0 0 0 1 0	0 0 0 2 0
Inning Stats	R: 0 H: 1 E: 0 LOB: 3 K: 0 BB: 2 S: 13 P: 26	R: 0 H: 0 E: 0 LOB: 0 K: 0 BB: 0 S: 5 P: 9	R: 0 H: 0 E: 0 LOB: 0 K: 2 BB: 0 S: 7 P: 10	R: 0 H: 1 E: 0 LOB: 1 K: 0 BB: 0 S: 5 P: 7	R: 0 H: 0 E: 0 LOB: 0 K: 0 BB: 0 S: 6 P: 9	R: 0 H: 0 E: 0 LOB: 0 K: 0 BB: 0 S: 7 P: 9	R: 2 H: 3 E: 0 LOB: 1 K: 1 BB: 0 S: 11 P: 17	R: 0 H: 0 E: 0 LOB: 0 K: 0 BB: 0 S: 6 P: 9	R: 0 H: 1 E: 1 LOB: 2 K: 1 BB: 0 S: 11 P: 17	R: 0 H: 1 E: 0 LOB: 0 K: 0 BB: 0 S: 6 P: 10	R: 3 H: 2 E: 0 LOB: 2 K: 2 BB: 3 S: 15 P: 35	1B: 7 SF: 0 2B: 1 SAC: 0 3B: 1 DP: 1 HR: 0 HBP: 0						

PITCHER		IP	WLS	BF	H	R	ER	SO	BB	IBB	HBP	BLK	WP	HR	S	P	ERA	WHIP
Steve Rogers, R ERA: 2.4	(1, 1)	7.0		28	5	2	2	3	2	0	0	0	0	0	54	87	2.57	1.000
Donald DeMola, R ERA: 2.06	(8, 1)	2.0		8	1	0	0	1	0	0	0	0	0	0	17	26	0.00	0.500
Chuck Taylor, R ERA: 4.54	(10, 1)	2.0	L	11	3	3	3	2	2	1	0	0	0	0	21	45	13.50	2.500

PITCHER		IP	WLS	BF	H	R	ER	SO	BB	IBB	HBP	BLK	WP	HR	S	P	ERA	WHIP

TOP

New York Mets @ Montreal Expos

Jarry Park, Montreal, QB

Tue Jun 17 1975, 7:05 PM EDT

Att. 21,710 - Unknown

livebaseballscorecards.com

AB	41
R	5
H	9
RBI	5
BB	5
SO	6
LOB	20

WP: 0 PB: 0 SB: 1 CS: 0 PA: 47

Batter	1	2	3	4	5	6	7	8	9	10	11	AB	R	H	RBI	BB	SO	LOB
Pepe Mangual, R (1, 8) OBP: 0.350, SLG: 0.369	F9		HR		F8		F7		1B BB		F8	5	1	1	1	1	0	0
Larry Lintz, S (1, 4) OBP: 0.328, SLG: 0.215 Pete Mackanin, R (8, PH) OBP: 0.360, SLG: 0.500 (9, 4)	4-3 S BB		F9		CS BB			P5	1-2 1B		K	1	0	0	0	2	0	0
												3	0	1	0	0	1	0
Mike Jorgensen, L (1, 3) OBP: 0.354, SLG: 0.393	4-3 1-3			SH1-3 2B 1B	1-2 BB			P3	4-3			4	1	1	0	1	0	3
Larry Bittner, L (1, 7) OBP: 0.429, SLG: 0.469 Bob Bailey, R (8, PH) OBP: 0.368, SLG: 0.377 (9, 7)	3-1			SH1-3 1-2	4-3			1B 1B		CS SH2-4 BB		2	0	0	0	0	0	2
												1	0	1	0	1	0	0
Pat Scanlon, L (1, 5) OBP: 0.303, SLG: 0.400 Larry Parrish, R (8, PH) OBP: 0.294, SLG: 0.416 (9, 5)		F8		1-4-3 2-H 2B		G3		BB 1-3 1B		SH2-4 1-2		3	0	1	1	0	0	0
												1	0	1	0	0	0	0
Gary Carter, R (1, 9) OBP: 0.347, SLG: 0.446		F7		1-4-3 BB		F9-3 1B		FC6 1-2 BB		CS IBB		2	0	1	0	3	0	0
Tim Foli, R (1, 6) OBP: 0.288, SLG: 0.254		K		1-4-3 1-2 2-3		F9-3 1-2		FC6 1-2f		BB 1-2 2-3		4	0	0	0	1	1	6
Barry Foote, R (1, 2) OBP: 0.226, SLG: 0.240			P4	IBB			F9		6-3		G3	4	0	0	0	1	0	2
Steve Rogers, R (1, 1) OBP: 0.259, SLG: 0.208 Nate Colbert, R (7, PH) OBP: 0.230, SLG: 0.274 Donald DeMola, R (8, 1) Jose Morales, R (9, PH) OBP: 0.389, SLG: 0.515 Chuck Taylor, R (10, 1) Tony Scott, S (11, PH) OBP: 0.246, SLG: 0.211			K	P3			K		F8		F8	2	0	0	0	0	1	3
												1	0	0	0	0	1	0
												0	0	0	0	0	0	0
												1	0	0	0	0	0	0
												0	0	0	0	0	0	0
												1	0	0	0	0	0	0
Inning Stats	R: 0 H: 0 E: 0 LOB: 1 K: 0 BB: 1 S: 7 P: 18	R: 0 H: 0 E: 0 LOB: 0 K: 1 BB: 0 S: 6 P: 8	R: 1 H: 1 E: 0 LOB: 0 K: 1 BB: 0 S: 11 P: 17	R: 1 H: 2 E: 0 LOB: 3 K: 0 BB: 2 S: 6 P: 16	R: 0 H: 0 E: 0 LOB: 1 K: 0 BB: 2 S: 9 P: 19	R: 0 H: 1 E: 0 LOB: 0 K: 0 BB: 0 S: 5 P: 5	R: 0 H: 0 E: 0 LOB: 0 K: 1 BB: 0 S: 7 P: 13	R: 0 H: 2 E: 0 LOB: 3 K: 0 BB: 1 S: 13 P: 24	R: 0 H: 1 E: 0 LOB: 2 K: 0 BB: 1 S: 7 P: 15	R: 0 H: 0 E: 0 LOB: 2 K: 0 BB: 3 S: 4 P: 16	R: 0 H: 0 E: 0 LOB: 0 K: 1 BB: 0 S: 6 P: 9	1B: 5 SF: 0 2B: 2 SAC: 2 3B: 0 DP: 1 HR: 1 HBP: 0						

PITCHER		IP	WLS	BF	H	R	ER	SO	BB	IBB	HBP	BLK	WP	HR	S	P	ERA	WHIP
Randy Tate, R ERA: 3.65	(1, 1)	6.0		25	4	2	2	2	4	1	0	0	0	1	44	83	3.00	1.333
Tom Hall, L ERA: 4.33	(7, 1)	2.0		9	2	0	0	1	1	0	0	0	0	0	20	37	0.00	1.500
Harry Parker, R ERA: 3.42	(9, 1)	3.0	W	13	1	0	0	1	3	1	0	0	0	0	17	40	0.00	1.333

PITCHER	IP	WLS	BF	H	R	ER	SO	BB	IBB	HBP	BLK	WP	HR	S	P	ERA	WHIP

New York Mets @ Montreal Expos

Jarry Park, Montreal, QB

Tue Jun 17 1975, 7:05 PM EDT

Att. 21,710 - Unknown

BOTTOM

livebaseballscorecards.com

AB	35
R	2
H	7
RBI	2
BB	10
SO	4
LOB	16

WP: 0 PA: 47
PB: 0
SB: 1
CS: 3

Batter	1	2	3	4	5	6	7	8	9	10	AB	R	H	RBI	BB	SO	LOB
Gene Clines, R (1, 7) OBP: 0.232, SLG: 0.200	S B B S B T X 3-2 ① F8	B B S S X 2-1 ③ F9			S S B X 1-2 ① L4		B B B S S S X 3-2 ② L4-3	S X 0-1 CS 2-H 1B			5	0	1	1	0	0	2
Felix Millan, R (1, 4) OBP: 0.315, SLG: 0.357	S S X 0-2 ② 6-3		B X 1-0 ① F7		S B X 1-1 ② 6-3		B X 1-0 1B 3B	B S 1-1 ③ L 1-2	S X 0-1 1B		6	1	2	0	0	0	1
Rusty Staub, L (1, 9) OBP: 0.379, SLG: 0.430	S S X 0-2 ③ 4-3		B B S X 2-1 ② 4-3		X 0-0 ③ P4		X 0-0 1B 3-H		B X 1-0 ① F9		5	0	1	1	0	0	1
Joe Torre, R (1, 5) OBP: 0.345, SLG: 0.388	X 0-0 FC3-6 1B 1B 1B	B S S B X 2-2 1B 1B			B B X 2-0 FC5 2B	B S B B S T C 3-3 ③ K			X 0-0 ② F8		3	1	3	0	0	0	0
Wayne Garrett, L (7, PH) OBP: 0.378, SLG: 0.410 (7, 5)											2	0	0	0	0	1	2
Dave Kingman, R (1, 3) OBP: 0.261, SLG: 0.422	X 0-0 FC3-6 1-2 1B	B X 1-0 1-2 1B			B S X 1-1 ① 5-3			B B B B 4-0 1B SH3-4 2B BB	B S B X 2-1 ③ F7		4	1	2	0	1	0	2
Del Unser, L (1, 8) OBP: 0.358, SLG: 0.422	B S X 1-1 ① FC3-6 1B 1B E 1-2f 2-3	B B S S F X 2-2 ③ G3			B B B S B 4-1 BB			X 0-0 ① SH3-4 1-2		S S B F X 1-2 ① F9	3	1	0	0	1	0	4
Jerry Grote, R (1, 2) OBP: 0.319, SLG: 0.348	X 0-0 FC1-5 1B 1-2 3-H 1B			S B B X 2-1 ① F9	X 0-0 ② F7			B S B X 2-1 2B 2-3 1B		X 0-0 ② 6-3	5	1	2	1	0	0	2
Mike Phillips, L (1, 6) OBP: 0.327, SLG: 0.336	B S S B B X 3-2 E6 FC1-5 1-2 2-H 1B			B B B S X 3-1 ② 1-6-3	S X 0-1 ③ FC5 2-3f			S S S 0-3 ② K		S S C 0-3 ③ K	5	0	1	0	0	2	4
George Stone, L (1, 1) OBP: 0.333, SLG: 0.333 Jesus Alou, R (7, PH) OBP: 0.368, SLG: 0.378 Rick Baldwin, L (7, 1) OBP: 0.125, SLG: 0.125 Ed Kranepool, L (8, PH) OBP: 0.396, SLG: 0.484 Tom Hall, L (8, 1) Bob Apodaca, R (9, 1)	S S X 0-2 ② FC1-5 1-2f 2-3	S S B B S 2-3 ③ K					B S X 1-1 ① 5-3	S B B X 2-1 1B 2B 1-H 3-H			2 1 0 1 0 0	0 0 0 1 0 0	0 0 0 1 0 0	0 0 0 2 0 0	1 0 0 0 0 0	2 0 0 0 0 0	2 0 0 0 0 0
Inning Stats	R: 0 H: 0 E: 0 LOB: 0 K: 0 BB: 0 S: 10 P: 13	R: 2 H: 4 E: 1 LOB: 2 K: 0 BB: 0 S: 13 P: 19	R: 0 H: 2 E: 0 LOB: 2 K: 0 BB: 0 S: 11 P: 19	R: 0 H: 0 E: 0 LOB: 0 K: 1 BB: 0 S: 7 P: 14	R: 0 H: 0 E: 0 LOB: 0 K: 0 BB: 0 S: 6 P: 8	R: 0 H: 1 E: 0 LOB: 2 K: 0 BB: 1 S: 7 P: 14	R: 1 H: 2 E: 0 LOB: 1 K: 1 BB: 0 S: 11 P: 19	R: 3 H: 3 E: 0 LOB: 0 K: 1 BB: 1 S: 11 P: 20	R: 0 H: 1 E: 0 LOB: 1 K: 0 BB: 0 S: 6 P: 9	R: 0 H: 0 E: 0 LOB: 0 K: 1 BB: 0 S: 8 P: 9	1B: 10 2B: 2 3B: 1 HR: 0	SF: 0 SAC: 1 DP: 0 HBP: 0					

PITCHER		IP	WLS	BF	H	R	ER	SO	BB	IBB	HBP	BLK	WP	HR	S	P	ERA	WHIP
Fred Scherman, L ERA: 4.11	(1, 1)	6.2		30	9	3	2	1	1	0	0	0	0	0	61	99	2.70	1.500
Donald DeMola, R ERA: 2.04	(7, 1)	0.1		1	0	0	0	1	0	0	0	0	0	0	4	7	0.00	0.000
Dale Murray, R ERA: 5.14	(8, 1)	1.0		7	3	3	3	1	1	0	0	0	0	0	11	20	27.00	4.000
Dan Warthen, L ERA: 1.85	(9, 1)	1.0		4	1	0	0	0	0	0	0	0	0	0	6	9	0.00	1.000
Chuck Taylor, R ERA: 4.41	(10, 1)	1.0	W	3	0	0	0	1	0	0	0	0	0	0	8	9	0.00	0.000

PITCHER	IP	WLS	BF	H	R	ER	SO	BB	IBB	HBP	BLK	WP	HR	S	P	ERA	WHIP

TOP

New York Mets @ Montreal Expos

Jarry Park, Montreal, QB

Wed Jun 18 1975, 7:05 PM EDT
Att. 13,194 - Unknown - 79 F

livebaseballscorecards.com

AB	42
R	6
H	13
RBI	5
BB	2
SO	4
LOB	20

WP: 0	PA: 45																	
PB: 0																		
SB: 0																		
CS: 1																		

Batter	1	2	3	4	5	6	7	8	9	10	AB	R	H	RBI	BB	SO	LOB
Pepe Mangual, R (1, 8) OBP: 0.347, SLG: 0.367	6-3		3B 1B		6-3		SF8 3-H		K		4	1	1	1	0	1	1
Tim Foli, R (1, 6) OBP: 0.290, SLG: 0.266	6-3		SF9 1-H 3B		5-3		F7		BB 1-2 1B 1B		5	2	2	1	0	0	2
Bob Bailey, R (1, 7) OBP: 0.380, SLG: 0.425 (9, 5)	FC5-4 1B		SF9 3-H			F7		HR	1B 1-2 2-3 1B BB		3	1	2	2	1	0	0
Gary Carter, R (1, 9) (8, 2) OBP: 0.357, SLG: 0.450	FC5-4 1-2f		FC5-4 BB			1B		WP BB	1-H 2-H 3-H 1B		3	0	2	2	2	0	1
Nate Colbert, R (1, 3) OBP: 0.235, SLG: 0.290		2B	FC5-4 1-2f			F7		F4 1-2		1B 2B	5	1	2	0	0	0	3
Pete Mackanin, R (1, 4) OBP: 0.352, SLG: 0.485		F8		K		P4		K		2-H 1B	5	0	1	1	0	2	3
Larry Parrish, R (1, 5) OBP: 0.297, SLG: 0.417		F9		G4-6-3 1B			F9	F9			2	0	1	0	0	0	1
Pat Scanlon, L (7, PH) (8, 5) OBP: 0.299, SLG: 0.393											1	0	0	0	0	0	0
Jose Morales, R (8, PH) (9, 7) OBP: 0.378, SLG: 0.500											1	0	0	0	0	0	1
Barry Foote, R (1, 2) OBP: 0.228, SLG: 0.242	5-3		G4-6-3 1-2f				SF8 1B		FC5-4 HBP		3	0	1	0	0	0	2
Tony Scott, S (7, PR) (8, 9) OBP: 0.253, SLG: 0.211											0	1	0	0	0	0	0
Fred Scherman, L (1, 1)			G3		F9		1-3 1B		FC5-4 BB 1B 1-2f 1B		2	0	0	0	0	0	0
Donald DeMola, R (7, 1)											0	0	0	0	0	0	0
Mike Jorgensen, L (7, PH) OBP: 0.357, SLG: 0.397											1	0	1	0	0	0	0
Dale Murray, R (8, 1)											0	0	0	0	0	0	0
Dan Warthen, S (9, 1)											0	0	0	0	0	0	0
Pepe Frias, R (9, PH) OBP: 0.286, SLG: 0.167											1	1	0	0	0	0	1
Chuck Taylor, R (10, 1)											0	0	0	0	0	0	0
Inning Stats	R: 0 E: 0 K: 0 S: 9 / H: 1 LOB: 1 BB: 0 P: 15	R: 0 E: 0 K: 0 S: 7 / H: 1 LOB: 1 BB: 0 P: 8	R: 2 E: 0 K: 0 S: 9 / H: 2 LOB: 1 BB: 1 P: 15	R: 0 E: 0 K: 1 S: 8 / H: 1 LOB: 0 BB: 0 P: 13	R: 0 E: 0 K: 0 S: 7 / H: 0 LOB: 0 BB: 0 P: 10	R: 0 E: 0 K: 0 S: 8 / H: 1 LOB: 1 BB: 0 P: 12	R: 1 E: 0 K: 0 S: 11 / H: 2 LOB: 2 BB: 0 P: 15	R: 1 E: 0 K: 1 S: 11 / H: 1 LOB: 1 BB: 1 P: 19	R: 2 E: 0 K: 1 S: 11 / H: 2 LOB: 2 BB: 1 P: 19	R: 1 E: 0 K: 0 S: 2 / H: 2 LOB: 1 BB: 0 P: 2	1B: 9 2B: 2 3B: 1 HR: 1	SF: 2 SAC: 0 DP: 1 HBP: 1	WP: 1 PB: 0 SB: 0 CS: 0	PA: 42			

PITCHER		IP	WLS	BF	H	R	ER	SO	BB	IBB	HBP	BLK	WP	HR	S	P	ERA	WHIP
George Stone, L ERA: 2.08	(1, 1)	6.0		24	6	2	2	1	1	0	0	0	0	0	48	73	3.00	1.167
Rick Baldwin, R ERA: 3.27	(7, 1)	1.0		5	2	1	1	0	0	0	0	0	0	0	11	15	9.00	2.000
Tom Hall, L ERA: 5.02	(8, 1)	1.2		9	2	3	3	2	1	0	1	0	1	1	18	29	16.20	1.800
Bob Apodaca, R ERA: 1.42	(9, 1)	0.1	L	4	3	1	1	0	1	0	0	0	0	0	6	11	27.00	12.000

PITCHER	IP	WLS	BF	H	R	ER	SO	BB	IBB	HBP	BLK	WP	HR	S	P	ERA	WHIP

BOTTOM

New York Mets @ Montreal Expos

Jarry Park, Montreal, QB

Wed Jun 18 1975, 7:05 PM EDT
Att. 13,194 - Unknown - 79 F

livebaseballscorecards.com

AB	36
R	7
H	13
RBI	7
BB	3
SO	3
LOB	15

Batter	1	2	3	4	5	6	7	8	9	10	11	12	13	AB	R	H	RBI	BB	SO	LOB
Gene Clines, R (1, 7) OBP: 0.227, SLG: 0.197	L4-3		F7			1B G3-2 1B 2-3		L4			F8		L3 2-3	6	0	1	0	0	0	1
Felix Millan, R (1, 4) OBP: 0.319, SLG: 0.358	FC3-6 1B			5-3		G3-2 1B 1-3 3-H			6-3		BBBB 1B BB		6-3	5	0	2	1	1	0	1
Rusty Staub, L (1, 9) OBP: 0.375, SLG: 0.424	FC3-6 1-2f			F8		G3-2 1-2 3-Hf			1-3		1-3 1B			5	0	1	0	0	0	3
Joe Torre, R (1, 5) OBP: 0.339, SLG: 0.380 Wayne Garrett, L (7, 5) OBP: 0.370, SLG: 0.400	F8			4-3		F7			F8		SSS K			3 2	0 0	0 0	0 0	0 1	0 2	2 2
Dave Kingman, R (1, 3) OBP: 0.278, SLG: 0.454		G6-4-3 1B			HR		G6-4-3 1B			SH1-4 1B		6-3		5	1	4	1	0	0	0
Del Unser, L (1, 8) OBP: 0.352, SLG: 0.414		L7			SSS K		F8			SH1-4 1-2		P6		4	0	0	0	0	1	2
Jerry Grote, R (1, 2) OBP: 0.310, SLG: 0.338		G6-4-3 1-2f			5-3		G6-4-3 1-2f			F9		4-3		5	0	0	0	0	0	3
Mike Phillips, L (1, 6) OBP: 0.317, SLG: 0.325			F9		F7			P6		SSS K			4-3	5	0	0	0	0	1	1
Jerry Koosman, R (1, 1) OBP: 0.243, SLG: 0.229 Ed Kranepool, L (11, PH) OBP: 0.393, SLG: 0.480 Harry Parker, R (11, 1) John Milner, L (13, PH) OBP: 0.329, SLG: 0.387 Rick Baldwin, L (13, 1) OBP: 0.125, SLG: 0.125			F7			1B 1B 2B		5-3			F8		L3 2B	3 1 0 1 0	1 0 0 0 0	1 0 0 1 0	0 0 0 0 0	0 0 0 0 0	0 0 0 0 0	0 0 0 0 0
Inning Stats	R: 0 E: 0 K: 0 S: 4 H: 1 LOB: 1 BB: 0 P: 4	R: 0 E: 0 K: 0 S: 3 H: 1 LOB: 0 BB: 0 P: 3	R: 0 E: 0 K: 0 S: 3 H: 0 LOB: 0 BB: 0 P: 3	R: 0 E: 0 K: 0 S: 3 H: 0 LOB: 0 BB: 0 P: 3	R: 1 E: 0 K: 1 S: 6 H: 1 LOB: 0 BB: 0 P: 6	R: 1 E: 0 K: 0 S: 5 H: 3 LOB: 1 BB: 0 P: 5	R: 0 E: 0 K: 0 S: 3 H: 1 LOB: 0 BB: 0 P: 3	R: 0 E: 0 K: 0 S: 3 H: 0 LOB: 0 BB: 0 P: 3	R: 0 E: 0 K: 0 S: 3 H: 0 LOB: 0 BB: 0 P: 3	R: 0 E: 0 K: 1 S: 6 H: 1 LOB: 0 BB: 0 P: 6	R: 0 E: 0 K: 1 S: 6 H: 1 LOB: 2 BB: 1 P: 10	R: 0 E: 0 K: 0 S: 3 H: 0 LOB: 0 BB: 0 P: 3	R: 0 E: 0 K: 0 S: 4 H: 1 LOB: 1 BB: 0 P: 4	1B: 7 2B: 2 3B: 0 HR: 1 SF: 0 SAC: 1 DP: 3 HBP: 0		WP: 0 PB: 0 SB: 0 CS: 0	PA: 47		

PITCHER		IP	WLS	BF	H	R	ER	SO	BB	IBB	HBP	BLK	WP	HR	S	P	ERA	WHIP
Woodie Fryman, L ERA: 2.6	(1, 1)	6.0		22	6	2	2	1	0	0	0	0	0	1	24	24	3.00	1.000
Donald DeMola, R ERA: 1.93	(7, 1)	2.0		6	1	0	0	0	0	0	0	0	0	0	6	6	0.00	0.500
Chuck Taylor, R ERA: 4.06	(9, 1)	3.0		12	2	0	0	2	1	0	0	0	0	0	15	19	0.00	1.000
Dale Murray, R ERA: 4.5	(12, 1)	2.0	W	7	1	0	0	0	0	0	0	0	0	0	7	7	0.00	0.500

PITCHER	IP	WLS	BF	H	R	ER	SO	BB	IBB	HBP	BLK	WP	HR	S	P	ERA	WHIP

TOP

New York Mets @ Montreal Expos

Jarry Park, Montreal, QB

Thu Jun 19 1975, 7:05 PM EDT

Att. 12,426 - Unknown - 66 F

livebaseballscorecards.com

AB	45
R	2
H	10
RBI	2
BB	1
SO	3
LOB	15

Batter	1	2	3	4	5	6	7	8	9	10	11	12	13	AB	R	H	RBI	BB	SO	LOB
Pepe Mangual, R (1, 8) OBP: 0.339, SLG: 0.357	K	F7			P4		6-3		F8		K		SH1-4 1-2	6	0	0	0	0	2	4
Tim Foli, R (1, 6) OBP: 0.288, SLG: 0.265	S 1B		F8		P4		4-3		5-3		F9		1B 1B IBB	5	0	1	0	0	0	0
Mike Jorgensen, L (11, PH) OBP: 0.359, SLG: 0.394 (12, 7)														1	0	0	0	1	0	2
Bob Bailey, R (1, 7) OBP: 0.381, SLG: 0.410	1-2 BB		4-3		FC5 1B BB		K		F8		L6		1B 1-2 2-3	3	0	0	0	2	1	0
Tony Scott, S (10, 7) OBP: 0.257, SLG: 0.217 (12, 9)			BB		1-2 1B			K		1B		WP 1B	1B 1-2 2-3 3-H 1B	6	0	4	1	1	1	2
Gary Carter, R (1, 9) OBP: 0.369, SLG: 0.457 (12, 2)	F8		BB					F9		F2		K		6	0	0	0	0	2	7
Nate Colbert, R (1, 3) OBP: 0.227, SLG: 0.280	K		6-3		FC5 2-3f			K		K				4	1	1	0	2	2	1
Pete Mackanin, R (1, 4) OBP: 0.360, SLG: 0.485		2B		F7		K		WP 2B BB		K		IBB 1-2		5	0	2	1	1	2	3
Larry Parrish, R (1, 5) OBP: 0.303, SLG: 0.422		BB		FC5-4 1B		K		2B 1-H		K		F8		4	1	2	1	1	0	3
Barry Foote, R (1, 2) OBP: 0.238, SLG: 0.267		L7		FC5-4 1-2f		HR		IBB			S 1B	F8		1	0	0	0	0	0	2
Larry Lintz, S (11, PR) OBP: 0.325, SLG: 0.213 (12, 6)																				
Woodie Fryman, R (1, 1) OBP: 0.179, SLG: 0.222	K		2-3			1-3		F3			IBB 1-2		1B SH1-4 1B BB	2	0	0	0	0	1	3
Pepe Frias, R (6, PH) OBP: 0.220, SLG: 0.143														1	0	0	0	0	0	0
Donald DeMola, R (7, 1)														0	0	0	0	0	0	0
Jose Morales, R (8, PH) OBP: 0.368, SLG: 0.486														1	0	0	0	0	0	2
Chuck Taylor, R (9, 1)														0	0	0	0	0	0	0
Pat Scanlon, L (11, PH) OBP: 0.300, SLG: 0.393														0	0	0	0	1	0	0
Dale Murray, R (12, 1)														0	1	0	0	1	0	0
Inning Stats	R: 0 E: 0 K: 2 S: 8 H: 1 LOB: 2 BB: 1 P: 12	R: 0 E: 0 K: 1 S: 6 H: 1 LOB: 2 BB: 1 P: 10	R: 0 E: 0 K: 0 S: 3 H: 0 LOB: 1 BB: 1 P: 7	R: 0 E: 0 K: 0 S: 4 H: 1 LOB: 1 BB: 0 P: 4	R: 0 E: 0 K: 0 S: 4 H: 1 LOB: 2 BB: 1 P: 8	R: 1 E: 0 K: 2 S: 8 H: 1 LOB: 0 BB: 0 P: 8	R: 0 E: 0 K: 1 S: 5 H: 0 LOB: 0 BB: 0 P: 5	R: 1 E: 0 K: 1 S: 6 H: 1 LOB: 2 BB: 2 P: 14	R: 0 E: 0 K: 0 S: 3 H: 0 LOB: 0 BB: 0 P: 3	R: 0 E: 0 K: 2 S: 8 H: 1 LOB: 1 BB: 0 P: 8	R: 0 E: 0 K: 1 S: 6 H: 1 LOB: 2 BB: 1 P: 10	R: 0 E: 0 K: 1 S: 6 H: 1 LOB: 2 BB: 1 P: 10	R: 1 E: 0 K: 0 S: 3 H: 2 LOB: 3 BB: 2 P: 11	1B: 8 2B: 2 3B: 0 HR: 1 SF: 0 SAC: 1 DP: 0 HBP: 0						

PITCHER		IP	WLS	BF	H	R	ER	SO	BB	IBB	HBP	BLK	WP	HR	S	P	ERA	WHIP
Jerry Koosman, L ERA: 3.84	(1, 1)	10.0		43	7	2	2	9	5	1	0	0	1	1	55	79	1.80	1.200
Harry Parker, R ERA: 3.18	(11, 1)	2.0		10	2	0	0	2	0	2	0	0	1	0	12	20	0.00	1.000
Rick Baldwin, R ERA: 3.46	(13, 1)	0.1	L	5	2	1	1	0	1	1	0	0	0	0	3	11	27.00	9.000

PITCHER	IP	WLS	BF	H	R	ER	SO	BB	IBB	HBP	BLK	WP	HR	S	P	ERA	WHIP

BOTTOM

New York Mets @ Montreal Expos

Jarry Park, Montreal, QB

Thu Jun 19 1975, 7:05 PM EDT

Att. 12,426 - Unknown - 66 F

livebaseballscorecards.com

AB	47
R	3
H	11
RBI	3
BB	10
SO	11
LOB	31

WP: 2 PA: 58
PB: 0
SB: 2
CS: 0

Batter	1	2	3	4	5	6	7	8	9	AB	R	H	RBI	BB	SO	LOB
Pepe Mangual, R (1, 8) OBP: 0.337, SLG: 0.355	SH2-3 1B 1B		F8		K		F8			4	1	1	0	0	1	1
Tim Foli, R (1, 6) OBP: 0.293, SLG: 0.267	SH2-3 1-2		P4		2-H 1B			BBBB FC6-4 BB		2	0	1	1	1	0	0
Bob Bailey, R (1, 7) Tony Scott, S (8, PR) OBP: 0.257, SLG: 0.217 (8, 7)	BBBB 1B CS BB		SSS K		P4			FC6-4 2-3 1-2f		3 0	0 0	0 0	0 0	1 0	1 0	2 0
Gary Carter, R (1, 9) OBP: 0.367, SLG: 0.453	1-3 2-H 1B			F9		1-3		2-3 1-2		4	0	1	1	0	0	1
Nate Colbert, R (1, 3) OBP: 0.222, SLG: 0.273 Dale Murray, R (8, 1) Fred Scherman, L (8, 1) Chuck Taylor, R (8, 1)	F3 3-H			E9 1B		F8		SSS K		4 0 0 0	1 0 0 0	0 0 0 0	0 0 0 0	0 0 0 0	1 0 0 0	4 0 0 0
Pete Mackanin, R (1, 4) OBP: 0.365, SLG: 0.514		SSS K		FC6-4 2-H 1B		HR			SSS K	4	1	2	2	0	2	0
Larry Parrish, R (1, 5) OBP: 0.297, SLG: 0.412		F7		FC6-4 1-2f		SSS K			F8	4	0	0	0	0	1	1
Barry Foote, R (1, 2) OBP: 0.239, SLG: 0.267		SSS K			SH1-4 1B 1B		5-3		5-3	4	1	1	0	0	1	0
Steve Renko, R (1, 1) OBP: 0.188, SLG: 0.133 Mike Jorgensen, L (8, 3) OBP: 0.359, SLG: 0.394			5-3		SH1-4 1-2		5-3			2 0	0 0	0 0	0 0	0 0	0 0	0 0
Inning Stats	R: 1 E: 0 K: 0 S: 4 H: 2 LOB: 1 BB: 1 P: 8	R: 0 E: 0 K: 2 S: 7 H: 0 LOB: 0 BB: 0 P: 7	R: 0 E: 0 K: 0 S: 3 H: 0 LOB: 0 BB: 0 P: 3	R: 1 E: 1 K: 1 S: 7 H: 1 LOB: 1 BB: 0 P: 7	R: 1 E: 0 K: 1 S: 7 H: 2 LOB: 1 BB: 0 P: 7	R: 1 E: 0 K: 1 S: 6 H: 1 LOB: 0 BB: 0 P: 6	R: 0 E: 0 K: 0 S: 3 H: 0 LOB: 0 BB: 0 P: 3	R: 0 E: 0 K: 1 S: 5 H: 0 LOB: 2 BB: 1 P: 9	R: 0 E: 0 K: 1 S: 5 H: 0 LOB: 0 BB: 0 P: 5	1B: 5 2B: 0 3B: 0 HR: 1 SF: 0 SAC: 2 DP: 0 HBP: 0						

PITCHER		IP	WLS	BF	H	R	ER	SO	BB	IBB	HBP	BLK	WP	HR	S	P	ERA	WHIP
Tom Underwood, L ERA: 3.18	(1, 1)	8.0	W	32	6	4	3	6	2	0	0	0	0	1	42	50	3.38	1.000
Tug McGraw, L ERA: 2.58	(9, 1)	1.0	S	3	0	0	0	1	0	0	0	0	0	0	5	5	0.00	0.000

PITCHER	IP	WLS	BF	H	R	ER	SO	BB	IBB	HBP	BLK	WP	HR	S	P	ERA	WHIP

Montreal Expos @ Philadelphia Phillies

Veterans Stadium, Philadelphia, PA

Fri Jun 20 1975, 7:05 PM EDT

Att. 33,324 - Unknown

TOP

livebaseballscorecards.com

AB	31
R	4
H	6
RBI	4
BB	2
SO	7
LOB	9

WP: 0 PB: 0 SB: 0 CS: 1 PA: 35

Batter	1	2	3	4	5	6	7	8	9	AB	R	H	RBI	BB	SO	LOB
Dave Cash, R (1, 4) OBP: 0.389, SLG: 0.422	0-0 2B HR 1B	0-0 2B			0-0 ① F9		BBBB 4-0 F8 5-3 BB	IIII 4-0 BB HBP IBB		3	1	2	0	2	0	0
Johnny Oates, L (1, 2) OBP: 0.303, SLG: 0.351	0-0 1-3 HR 2B	0-0 ③ 3-1			SSS 0-3 ② K		0-0 ① 5-3 1-2	SSS 0-3 ② K		5	1	1	0	0	2	5
Greg Luzinski, R (1, 7) OBP: 0.363, SLG: 0.547	0-0 2-H 3-H HR		0-0 ① F8		0-0 1B		0-0 ② F8 2-3	H 1-0 BB 1-2 2-3 3-H HBP		4	1	2	4	0	0	1
Dick Allen, R (1, 3) OBP: 0.328, SLG: 0.374	SSS 0-3 ① K		SSS 0-3 ② K		0-0 ③ F7		0-0 ③ 6-3	BBBB 4-0 1-2 2-3 3-H BB		4	0	0	1	1	2	2
Jay Johnstone, L (1, 9) OBP: 0.398, SLG: 0.462 Jerry Martin, R (8, PR) OBP: 0.288, SLG: 0.328 (9, 8)	0-0 FC5 2B		BBBB 4-0 BB			0-0 ① P6		0-0 SH1-4 1B 1B 0-0 F8		3 1	0 1	2 0	0 0	1 0	0 0	0 3
Mike Schmidt, R (1, 6) OBP: 0.315, SLG: 0.461	0-0 ② FC5 2-3		0-0 ③ F8			0-0 2B		0-0 1B SH1-4 E 1-2 1B		4	1	2	0	0	0	2
Tony Taylor, R (1, 5) OBP: 0.364, SLG: 0.348	0-0 ③ F8			0-0 ① 6-3		0-0 ② F3		0-0 ① SH1-4 1-2 2-3		3	0	0	0	0	0	2
Mike Anderson, R (1, 8) OBP: 0.329, SLG: 0.420 Mike Rogodzinski, L (8, PH) OBP: 0.600, SLG: 0.500 Tug McGraw, R (9, 1) OBP: 0.286, SLG: 0.286		0-0 ① F7		0-0 ② F8		4-0 IBB		0-0 E HBP 1B 2-3 3-H		2 1 0	0 1 0	0 1 0	0 1 0	1 0 0	0 0 0	0 0 0
Tom Underwood, R (1, 1) OBP: 0.100, SLG: 0.100 Tom Hutton, L (8, PH) OBP: 0.289, SLG: 0.268 Ollie Brown, R (8, PH) OBP: 0.349, SLG: 0.462 (9, 9)		0-0 ② 6-3		0-0 ③ 1-3		SSS 0-3 ③ K		0-0 FC5 HBP BB 1-3 3-H		3 0 1	0 0 1	0 0 0	0 0 0	0 0 0	1 0 0	2 0 1
Inning Stats	R: 3 E: 0 K: 1 S: 9 H: 4 LOB: 1 BB: 0 P: 9	R: 0 E: 0 K: 0 S: 4 H: 1 LOB: 1 BB: 0 P: 4	R: 0 E: 0 K: 1 S: 5 H: 0 LOB: 1 BB: 1 P: 9	R: 0 E: 0 K: 0 S: 3 H: 0 LOB: 0 BB: 0 P: 3	R: 0 E: 0 K: 1 S: 6 H: 1 LOB: 1 BB: 0 P: 6	R: 0 E: 0 K: 1 S: 6 H: 1 LOB: 2 BB: 1 P: 10	R: 0 E: 0 K: 0 S: 3 H: 0 LOB: 1 BB: 1 P: 7	R: 4 E: 1 K: 1 S: 9 H: 3 LOB: 3 BB: 2 P: 18		1B: 5 2B: 4 3B: 0 HR: 1	SF: 0 SAC: 1 DP: 0 HBP: 1					

PITCHER		IP	WLS	BF	H	R	ER	SO	BB	IBB	HBP	BLK	WP	HR	S	P	ERA	WHIP
Steve Renko, R ERA: 5.67	(1, 1)	7.1	L	34	9	6	4	4	2	1	0	0	0	1	39	51	4.91	1.500
Dale Murray, R ERA: 4.5	(8, 1)	0.0		1	1	0	0	0	0	0	0	0	0	0	1	1	∞	∞
Fred Scherman, L ERA: 4.06	(8, 1)	0.1		5	0	1	0	1	1	1	1	0	0	0	4	13	0.00	3.000
Chuck Taylor, R ERA: 4.03	(8, 1)	0.1		1	0	0	0	0	0	0	0	0	0	0	1	1	0.00	0.000

PITCHER	IP	WLS	BF	H	R	ER	SO	BB	IBB	HBP	BLK	WP	HR	S	P	ERA	WHIP

BOTTOM

Montreal Expos @ Philadelphia Phillies

Veterans Stadium, Philadelphia, PA

Fri Jun 20 1975, 7:05 PM EDT

Att. 33,324 - Unknown

livebaseballscorecards.com

AB	34
R	7
H	10
RBI	6
BB	5
SO	5
LOB	18

WP: 0	PB: 0	SB: 0	CS: 0
PA: 41			

Montreal Expos @ Philadelphia Phillies

Veterans Stadium, Philadelphia, PA

Sat Jun 21 1975, 3:33 AM EDT

Att. 28,323 - Unknown

TOP

livebaseballscorecards.com

Batter	1	2	3	4	5	6	7	8	9	AB	R	H	RBI	BB	SO	LOB
Tony Scott, S (1, 8) (7, 9) (8, 7) OBP: 0.255, SLG: 0.227	4-3	K			G3		1-3 2-H 2B		4-3	5	0	1	1	0	1	1
Larry Lintz, S (1, 4) OBP: 0.318, SLG: 0.207	G3		1-3			3-1	4-0 IBB		5-3	3	0	0	0	0	0	0
Jose Morales, R (7, PH) OBP: 0.385, SLG: 0.486										0	0	0	0	1	0	0
Pete Mackanin, R (7, 4) OBP: 0.362, SLG: 0.509										1	0	0	0	0	0	0
Mike Jorgensen, L (1, 3) OBP: 0.357, SLG: 0.391	E3 3B		3-1			1B	F2			4	1	1	0	0	0	3
Larry Biittner, L (1, 9) OBP: 0.426, SLG: 0.485	1-H 3B		F8			F8	F8			3	0	1	1	0	0	1
Pepe Mangual, R (7, PH) (7, 8) OBP: 0.336, SLG: 0.354										1	0	0	0	0	0	3
Pat Scanlon, L (1, 5) OBP: 0.292, SLG: 0.369	F4			3-1		4-3		1-3		4	0	0	0	0	0	2
Pepe Frias, R (8, 5) OBP: 0.250, SLG: 0.143										0	0	0	0	0	0	0
Bob Bailey, R (1, 7) OBP: 0.381, SLG: 0.393		5-3		5-3			BBBB 4-0 1B 1B BB	E5 SH1 1B		3	2	1	0	1	0	0
Donald DeMola, R (8, 1)										0	0	0	0	0	0	0
Gary Carter, R (1, 2) (8, 9) OBP: 0.371, SLG: 0.456		6-3 E 1B		5-3			FC1-5 1B 1-3 1B	SH1 3-H		3	1	2	1	0	0	0
Tim Foli, R (1, 6) OBP: 0.292, SLG: 0.266		6-3 1-2			5-3		FC1-5 2B 1-2 3-H 1B	F9		4	1	1	1	0	0	1
Dennis Blair, R (1, 1) OBP: 0.217, SLG: 0.182		E5 2-H			5-3		FC1-5 2B 1-2 2-3f		6-3	3	0	0	0	0	0	2
Barry Foote, R (8, 2) OBP: 0.237, SLG: 0.265										1	0	0	0	0	0	0
Inning Stats	R: 1 E: 1 K: 0 S: 5 H: 1 LOB: 1 BB: 0 P: 5	R: 1 E: 1 K: 1 S: 7 H: 1 LOB: 1 BB: 0 P: 7	R: 0 E: 0 K: 0 S: 3 H: 0 LOB: 0 BB: 0 P: 3	R: 0 E: 0 K: 0 S: 3 H: 0 LOB: 0 BB: 0 P: 3	R: 0 E: 0 K: 0 S: 3 H: 0 LOB: 0 BB: 0 P: 3	R: 0 E: 0 K: 0 S: 4 H: 1 LOB: 1 BB: 0 P: 4	R: 2 E: 0 K: 0 S: 6 H: 3 LOB: 3 BB: 2 P: 14	R: 1 E: 1 K: 0 S: 4 H: 1 LOB: 0 BB: 0 P: 4	R: 0 E: 0 K: 0 S: 3 H: 0 LOB: 0 BB: 0 P: 3	1B: 5 2B: 1 3B: 1 HR: 0	SF: 0 SAC: 1 DP: 0 HBP: 0						

AB	35
R	5
H	7
RBI	4
BB	2
SO	1
LOB	13

WP: 0 PB: 0 SB: 0 CS: 0 PA: 38

PITCHER		IP	WLS	BF	H	R	ER	SO	BB	IBB	HBP	BLK	WP	HR	S	P	ERA	WHIP
Jim Lonborg, R ERA: 2.5	(1, 1)	6.0	L	26	5	4	2	1	1	0	0	0	0	0	27	31	3.00	1.000
Tom Hilgendorf, L ERA: 3.0	(7, 1)	1.0		5	1	0	0	0	0	1	0	0	0	0	4	8	0.00	1.000
Gene Garber, R ERA: 3.77	(8, 1)	2.0		7	1	1	0	0	0	0	0	0	0	0	7	7	0.00	0.500

PITCHER	IP	WLS	BF	H	R	ER	SO	BB	IBB	HBP	BLK	WP	HR	S	P	ERA	WHIP

BOTTOM

Montreal Expos @ Philadelphia Phillies

Veterans Stadium, Philadelphia, PA

Sat Jun 21 1975, 3:33 AM EDT

Att. 28,323 - Unknown

livebaseballscorecards.com

Batter	1	2	3	4	5	6	7	8	9	AB	R	H	RBI	BB	SO	LOB
Dave Cash, R (1, 4) OBP: 0.392, SLG: 0.426	2B	1B			5-3		G6-3		F8	4	1	2	0	1	0	1
Johnny Oates, L (1, 2) OBP: 0.313, SLG: 0.372	P6	1-3			F8		G6-3 1-2f			4	0	2	0	0	0	2
Greg Luzinski, R (1, 7) OBP: 0.365, SLG: 0.549	BB 2-H	F9			F8 2-3			G4-6-3 1B		3	0	1	1	1	0	3
Dick Allen, R (1, 3) OBP: 0.333, SLG: 0.373	BB		F8		5-3			G4-6-3 1-2		3	0	1	0	1	0	1
Jay Johnstone, L (1, 9) OBP: 0.402, SLG: 0.453	1-2 2-3		G5-4-3			K		G4-6-3 1-2f 2-3		2	0	0	0	2	1	2
Mike Schmidt, R (1, 6) OBP: 0.314, SLG: 0.455	K		G5-4-3 1-2f			BB		K		3	0	0	0	1	2	5
Tony Taylor, R (1, 5) OBP: 0.339, SLG: 0.320	F3			L6		F8			F8	4	0	0	0	0	0	4
Mike Anderson, R (1, 8) OBP: 0.328, SLG: 0.416		F7		4-3		F8			1B	4	0	1	0	0	0	1
Jim Lonborg, R (1, 1) OBP: 0.179, SLG: 0.030 Tom Hilgendorf, S (7, 1) Mike Rogodzinski, L (7, PH) OBP: 0.500, SLG: 0.400 Gene Garber, R (8, 1) Tom Hutton, L (9, PH) OBP: 0.286, SLG: 0.264		K		6-3			K2-3		K	2 0 1 0 1	0 0 0 0 0	0 0 0 0 0	0 0 0 0 0	0 0 1 0 1	1 0 0 0 0	0 0 0 0 1
Inning Stats	R: 1 E: 0 K: 1 S: 7 H: 2 LOB: 3 BB: 2 P: 15	R: 0 E: 0 K: 1 S: 7 H: 2 LOB: 2 BB: 0 P: 7	R: 0 E: 0 K: 0 S: 2 H: 0 LOB: 0 BB: 1 P: 6	R: 0 E: 0 K: 0 S: 3 H: 0 LOB: 0 BB: 0 P: 3	R: 0 E: 0 K: 0 S: 4 H: 1 LOB: 1 BB: 0 P: 4	R: 0 E: 0 K: 1 S: 5 H: 0 LOB: 1 BB: 1 P: 9	R: 0 E: 0 K: 1 S: 4 H: 0 LOB: 0 BB: 1 P: 8	R: 0 E: 0 K: 1 S: 5 H: 1 LOB: 1 BB: 1 P: 9	R: 0 E: 0 K: 1 S: 6 H: 1 LOB: 1 BB: 0 P: 6	1B: 4 2B: 3 3B: 0 HR: 0 SF: 0 SAC: 0 DP: 3 HBP: 0						

	AB	31
	R	1
	H	7
	RBI	1
	BB	6
	SO	6
	LOB	20

PITCHER		IP	WLS	BF	H	R	ER	SO	BB	IBB	HBP	BLK	WP	HR	S	P	ERA	WHIP
Dennis Blair, R ERA: 3.11	(1, 1)	7.0	W	29	5	1	1	4	5	0	0	0	0	0	32	52	1.29	1.429
Donald DeMola, R ERA: 1.83	(8, 1)	2.0		8	2	0	0	2	1	0	0	0	0	0	11	15	0.00	1.500

PITCHER	IP	WLS	BF	H	R	ER	SO	BB	IBB	HBP	BLK	WP	HR	S	P	ERA	WHIP

Montreal Expos @ Philadelphia Phillies

Veterans Stadium, Philadelphia, PA

Sun Jun 22 1975, 3:33 AM EDT

Unknown

TOP

livebaseballscorecards.com

Batter	1	2	3	4	5	6	7	8	9	AB	R	H	RBI	BB	SO	LOB
Pepe Mangual, R (1, 8) OBP: 0.333, SLG: 0.350	P4		K			1-3 1-2	FC6-2 1-2 3-H		1B	5	0	1	0	0	1	4
Larry Lintz, S (1, 4) OBP: 0.313, SLG: 0.200	6-3		BB CS			4-3 2-3	K		P4	4	0	0	0	1	1	4
Mike Jorgensen, L (1, 3) (8, 7) OBP: 0.355, SLG: 0.393	K		CS 1-2	5-3		2B 3-H	F5			4	0	1	1	0	1	2
Larry Biittner, L (1, 7) OBP: 0.414, SLG: 0.471 Nate Colbert, R (8, PH) (8, 3) OBP: 0.221, SLG: 0.272		K		4-3		K		K		3 1	0 0	0 0	0 0	0 0	2 1	1 0
Pat Scanlon, L (1, 5) OBP: 0.293, SLG: 0.382 Pepe Frias, R (7, PR) (7, 5) OBP: 0.333, SLG: 0.375		3-1		K			1B 2B 2B	2B		3 1	0 1	1 1	0 0	0 0	1 0	0 0
Gary Carter, R (1, 2) OBP: 0.369, SLG: 0.452		E6 HBP			F7		2B 2-3 1B	K		4	1	1	0	0	1	1
Tony Scott, S (1, 9) OBP: 0.264, SLG: 0.240		1-0 1-2 HBP			K		1B 1-3 3-H 2B	K		3	1	1	1	0	2	1
Tim Foli, R (1, 6) OBP: 0.291, SLG: 0.263		K			F8		FC6-2 IBB		L5	3	0	0	0	1	1	2
Steve Rogers, R (1, 1) OBP: 0.290, SLG: 0.250			K			4-3 WP 2B 1B	FC6-2 1-3 2-H 3-H 1B		1-3	4	1	2	2	0	1	0
Inning Stats	R: 0 E: 0 K: 1 S: 5 H: 0 LOB: 0 BB: 0 P: 5	R: 0 E: 1 K: 2 S: 8 H: 0 LOB: 2 BB: 0 P: 9	R: 0 E: 0 K: 2 S: 6 H: 0 LOB: 0 BB: 1 P: 10	R: 0 E: 0 K: 1 S: 5 H: 0 LOB: 0 BB: 0 P: 5	R: 0 E: 0 K: 1 S: 5 H: 0 LOB: 0 BB: 0 P: 5	R: 1 E: 0 K: 1 S: 7 H: 2 LOB: 1 BB: 0 P: 7	R: 3 E: 0 K: 1 S: 9 H: 4 LOB: 2 BB: 1 P: 13	R: 0 E: 0 K: 3 S: 10 H: 1 LOB: 1 BB: 0 P: 10	R: 0 E: 0 K: 0 S: 4 H: 1 LOB: 1 BB: 0 P: 4	1B: 4 2B: 4 3B: 0 HR: 0 SF: 0 SAC: 0 DP: 0 HBP: 1	WP: 1 PB: 0 SB: 0 CS: 1 PA: 39					

	AB	35
	R	4
	H	8
	RBI	4
	BB	2
	SO	12
	LOB	15

PITCHER		IP	WLS	BF	H	R	ER	SO	BB	IBB	HBP	BLK	WP	HR	S	P	ERA	WHIP
Ron Schueler, R ERA: 7.24	(1, 1)	6.0	L	25	5	4	4	8	1	0	1	0	1	0	39	44	6.00	1.000
Gene Garber, R ERA: 3.72	(7, 1)	0.2		4	1	0	0	1	0	1	0	0	0	0	5	9	0.00	1.500
Joe Hoerner, L ERA: 3.24	(7, 1)	0.1		1	0	0	0	0	0	0	0	0	0	0	1	1	0.00	0.000
Tom Hilgendorf, L ERA: 2.79	(8, 1)	2.0		8	2	0	0	3	0	0	0	0	0	0	14	14	0.00	1.000

PITCHER	IP	WLS	BF	H	R	ER	SO	BB	IBB	HBP	BLK	WP	HR	S	P	ERA	WHIP

Batter	1	2	3	4	5	6	7	8	9	AB	R	H	RBI	BB	SO	LOB
Dave Cash, R (1, 4) OBP: 0.397, SLG: 0.429	2B 1B		5-3 2-3		S 1B			BB G4-6-3		3	0	2	0	1	0	1
Johnny Oates, L (1, 2) OBP: 0.310, SLG: 0.378	1-H 2B		6-3		F8 1-2			G4-6-3 1-2f		4	0	1	0	0	0	3
Greg Luzinski, R (1, 7) OBP: 0.363, SLG: 0.544	K			L8	1B			4-3		4	0	1	0	0	1	1
Dick Allen, R (1, 3) OBP: 0.331, SLG: 0.369	F8			BB 1B G5-2-3 1B	F7				4-3	4	0	1	0	0	0	2
Jay Johnstone, L (1, 9) OBP: 0.397, SLG: 0.445		K		BB 1-2 1B	F7				G3	4	0	1	0	0	1	1
Mike Schmidt, R (1, 6) OBP: 0.313, SLG: 0.449		F8		1-2 2-3 BB	K				F7	3	0	0	0	1	1	1
Bob Boone, R (1, 5) OBP: 0.335, SLG: 0.339		5-3		G5-2-3 3-Hf		6-3				3	0	0	0	0	0	3
Mike Anderson, R (1, 8) OBP: 0.328, SLG: 0.415			5-3 SH3-4 1B		6-3	5-3				3	0	1	0	0	0	0
Ron Schueler, R (1, 1)			SH3-4 1-2		4-3	3-1				1	0	0	0	0	0	0
Gene Garber, R (7, 1)										0	0	0	0	0	0	0
Joe Hoerner, R (7, 1)										0	0	0	0	0	0	0
Mike Rogodzinski, L (7, PH) OBP: 0.429, SLG: 0.333										1	0	0	0	0	0	0
Tom Hilgendorf, S (8, 1)										0	0	0	0	0	0	0
Inning Stats	R: 0 E: 0 K: 1 S: 6 H: 2 LOB: 1 BB: 0 P: 6	R: 0 E: 0 K: 1 S: 5 H: 0 LOB: 0 BB: 0 P: 5	R: 0 E: 0 K: 0 S: 4 H: 1 LOB: 1 BB: 0 P: 4	R: 0 E: 0 K: 0 S: 4 H: 2 LOB: 2 BB: 1 P: 8	R: 0 E: 0 K: 0 S: 4 H: 1 LOB: 1 BB: 0 P: 4	R: 0 E: 0 K: 1 S: 6 H: 1 LOB: 1 BB: 0 P: 6	R: 0 E: 0 K: 0 S: 3 H: 0 LOB: 0 BB: 0 P: 3	R: 0 E: 0 K: 0 S: 2 H: 0 LOB: 0 BB: 1 P: 6	R: 0 E: 0 K: 0 S: 3 H: 0 LOB: 0 BB: 0 P: 3	1B: 6 2B: 1 3B: 0 HR: 0	SF: 0 SAC: 1 DP: 2 HBP: 0						

PITCHER		IP	WLS	BF	H	R	ER	SO	BB	IBB	HBP	BLK	WP	HR	S	P	ERA	WHIP
Steve Rogers, R ERA: 2.17	(1, 1)	9.0	W	33	7	0	0	3	2	0	0	0	0	0	37	45	0.00	1.000

PITCHER	IP	WLS	BF	H	R	ER	SO	BB	IBB	HBP	BLK	WP	HR	S	P	ERA	WHIP

BOTTOM

Montreal Expos @ Philadelphia Phillies

Veterans Stadium, Philadelphia, PA

Sun Jun 22 1975, 3:33 AM EDT

Unknown

livebaseballscorecards.com

AB	30
R	0
H	7
RBI	0
BB	2
SO	3
LOB	12

1B: 6 2B: 1 3B: 0 HR: 0 SF: 0 SAC: 1 DP: 2 HBP: 0

WP: 0 PB: 0 SB: 1 CS: 0 PA: 33

Montreal Expos @ Philadelphia Phillies

Veterans Stadium, Philadelphia, PA

Sun Jun 22 1975, 3:38 AM EDT

Att. 31,119 - Unknown

TOP

livebaseballscorecards.com

Batter	1	2	3	4	5	6	7	8	9	AB	R	H	RBI	BB	SO	LOB
Pepe Mangual, R (1, 8) OBP: 0.332, SLG: 0.347	BBBB 4-0 G4-6-3 BB BB		x 0-0 ② F8		x 0-0 ② G3		x 0-0 ② SF9 2-H			2	0	0	1	1	0	0
Larry Lintz, S (1, 4) OBP: 0.319, SLG: 0.197	BBBB 4-0 G4-6-3 1-2 BB		BBBB 4-0 S 1B BB		x 0-0 ③ F8		SSS 0-3 ③ K			2	1	0	0	2	1	1
Mike Jorgensen, L (1, 3) OBP: 0.353, SLG: 0.390	x 0-0 ①② G4-6-3 1-2f 2-3		x 0-0 1-H 1B			x 0-0 ① F8		x 0-0 ① F8		4	0	1	1	0	0	2
Larry Biittner, L (1, 9) OBP: 0.409, SLG: 0.472	SSS 0-3 ③ K		x 0-0 ③ 4-3			x 0-0 1B 2B		x 0-0 ② 3-1		4	0	1	0	0	1	2
Pat Scanlon, L (1, 5) OBP: 0.304, SLG: 0.389		x 0-0 ① F8		x 0-0 ① P6		x 0-0 4-3 2-3 1B		x 0-0 1B		4	0	2	0	0	0	0
Pepe Frias, R (8, PR) OBP: 0.333, SLG: 0.375 (8, 5)										0	0	0	0	0	0	0
Bob Bailey, R (1, 7) OBP: 0.380, SLG: 0.385		BBBB 4-0 5-3 BB		x 0-0 ② F8		x 0-0 ②③ 4-3 1-2		SSS 0-3 ③ K		2	0	0	0	1	0	2
Donald DeMola, R (7, 1)										1	0	0	0	0	1	1
Chuck Taylor, R (8, 1)										0	0	0	0	0	0	0
Dan Warthen, S (9, 1)										0	0	0	0	0	0	0
Barry Foote, R (1, 2) OBP: 0.239, SLG: 0.272		x 0-0 ② 5-3 1-2		x 0-0 2B			x 0-0 E9 E 1B		SSS 0-3 ① K	3	0	1	0	0	0	1
Tony Scott, S (7, PR) OBP: 0.261, SLG: 0.238 (7, 7)										1	1	0	0	0	1	0
Tim Foli, R (1, 6) OBP: 0.291, SLG: 0.263		x 0-0 ③ 5-3		SSS 0-3 ③ K			x 0-0 WP SH1-4 SF9 2-H 1B		x 0-0 ② F7	4	1	1	1	0	1	2
Don Stanhouse, R (1, 1) OBP: 0.333, SLG: 0.333			x 0-0 ① L3		x 0-0 ① F8		x 0-0 ① SH1-4 1-2		x 0-0 ③ 5-3	2	0	0	0	0	0	0
Dale Murray, R (6, 1)										0	0	0	0	0	0	0
Gary Carter, R (7, PH) OBP: 0.367, SLG: 0.449 (7, 2)										1	0	0	0	0	0	0

Inning Stats	1	2	3	4	5	6	7	8	9
	R: 0 H: 0 E: 0 LOB: 1 K: 1 BB: 2 S: 4 P: 12	R: 0 H: 0 E: 0 LOB: 1 K: 0 BB: 1 S: 3 P: 7	R: 1 H: 1 E: 0 LOB: 1 K: 0 BB: 1 S: 4 P: 8	R: 0 H: 1 E: 0 LOB: 1 K: 1 BB: 0 S: 6 P: 6	R: 0 H: 0 E: 0 LOB: 0 K: 0 BB: 0 S: 3 P: 3	R: 0 H: 2 E: 0 LOB: 1 K: 0 BB: 0 S: 4 P: 4	R: 2 H: 1 E: 2 LOB: 1 K: 1 BB: 0 S: 7 P: 7	R: 0 H: 1 E: 0 LOB: 1 K: 1 BB: 0 S: 6 P: 6	R: 0 H: 0 E: 0 LOB: 0 K: 1 BB: 0 S: 5 P: 5

	AB	30
	R	3
	H	6
	RBI	3
	BB	4
	SO	5
	LOB	11

	1B: 4	SF: 1	WP: 1	PA: 36
	2B: 2	SAC: 1	PB: 0	
	3B: 0	DP: 1	SB: 1	
	HR: 0	HBP: 0	CS: 0	

PITCHER	IP	WLS	BF	H	R	ER	SO	BB	IBB	HBP	BLK	WP	HR	S	P	ERA	WHIP
Wayne Twitchell, R (1, 1) ERA: 4.19	8.0		33	6	3	1	4	4	0	0	0	1	0	37	53	1.12	1.250
Gene Garber, R (9, 1) ERA: 3.64	1.0	W	3	0	0	0	1	0	0	0	0	0	0	5	5	0.00	0.000

PITCHER	IP	WLS	BF	H	R	ER	SO	BB	IBB	HBP	BLK	WP	HR	S	P	ERA	WHIP

Batter	1	2	3	4	5	6	7	8	9	AB	R	H	RBI	BB	SO	LOB
Dave Cash, R (1, 4) OBP: 0.398, SLG: 0.426	5-3		1-3			BB, 1B, BB		BB, G5-3, BB		2	1	0	0	2	0	0
Johnny Oates, L (1, 2) OBP: 0.330, SLG: 0.373	3-1			G6-4-3, BB		BB, 1B, 1-2, BB		BB, 1-2, BB		1	0	0	0	3	0	0
Mike Schmidt, R (1, 6) OBP: 0.312, SLG: 0.445	F3			G6-4-3, 1-2f		1-2, 2-H, 1B		G5-3, 2-3f		4	0	1	1	0	0	3
Greg Luzinski, R (1, 7) OBP: 0.361, SLG: 0.551		K		F9		P6			HR	4	1	1	1	0	1	2
Tom Hutton, L (1, 3) OBP: 0.295, SLG: 0.267		4-3			CS, BB		F8		SH3-4, 2B, 1B	3	1	1	0	1	0	0
Jerry Martin, R (1, 8) OBP: 0.289, SLG: 0.328		1B			P4, 1-2		K		SH3-4, 1-2	3	0	1	0	0	1	1
Bob Boone, R (1, 5) OBP: 0.333, SLG: 0.337		4-3			F8		PO, 1B		F2	4	0	1	0	0	0	2
Mike Anderson, R (1, 9) OBP: 0.322, SLG: 0.407			4-3			K	PO, 1-2	6-3	2B, 2-H	3	0	0	0	0	1	0
Tony Taylor, R (9, PH) OBP: 0.350, SLG: 0.353										1	0	1	1	0	0	0
Wayne Twitchell, R (1, 1) OBP: 0.071, SLG: 0.107			K			K		HR		2	0	0	0	0	2	0
Jay Johnstone, L (8, PH) OBP: 0.402, SLG: 0.477										1	1	1	1	0	0	0
Gene Garber, R (9, 1)										0	0	0	0	0	0	0
Inning Stats	R: 0 E: 0 K: 0 S: 3 H: 0 LOB: 0 BB: 0 P: 3	R: 0 E: 0 K: 1 S: 6 H: 1 LOB: 1 BB: 0 P: 6	R: 0 E: 0 K: 1 S: 5 H: 0 LOB: 0 BB: 0 P: 5	R: 0 E: 0 K: 0 S: 2 H: 0 LOB: 0 BB: 1 P: 6	R: 0 E: 0 K: 0 S: 2 H: 0 LOB: 0 BB: 1 P: 6	R: 1 E: 0 K: 2 S: 8 H: 1 LOB: 2 BB: 2 P: 16	R: 0 E: 0 K: 1 S: 5 H: 1 LOB: 0 BB: 0 P: 5	R: 1 E: 0 K: 0 S: 3 H: 1 LOB: 1 BB: 2 P: 11	R: 2 E: 0 K: 0 S: 5 H: 3 LOB: 1 BB: 0 P: 5	1B: 4 2B: 1 3B: 0 HR: 2 SF: 0 SAC: 1 DP: 2 HBP: 0				WP: 0 PB: 0 SB: 0 CS: 1		PA: 36

PITCHER		IP	WLS	BF	H	R	ER	SO	BB	IBB	HBP	BLK	WP	HR	S	P	ERA	WHIP
Don Stanhouse, R ERA: 6.23	(1, 1)	5.2		20	1	1	1	4	4	0	0	0	0	0	24	40	1.59	0.882
Dale Murray, R ERA: 4.41	(6, 1)	0.1		2	1	0	0	0	0	0	0	0	0	0	2	2	0.00	3.000
Donald DeMola, R ERA: 1.99	(7, 1)	1.1		7	2	1	1	1	2	0	0	0	0	1	7	15	6.75	3.000
Chuck Taylor, R ERA: 4.38	(8, 1)	1.0	L	4	2	2	2	0	0	0	0	0	0	1	4	4	18.00	2.000
Dan Warthen, L ERA: 1.82	(9, 1)	0.1		2	1	0	0	0	0	0	0	0	0	0	2	2	0.00	3.000

PITCHER	IP	WLS	BF	H	R	ER	SO	BB	IBB	HBP	BLK	WP	HR	S	P	ERA	WHIP

BOTTOM

Montreal Expos @ Philadelphia Phillies

Veterans Stadium, Philadelphia, PA

Sun Jun 22 1975, 3:38 AM EDT

Att. 31,119 - Unknown

livebaseballscorecards.com

AB	28
R	4
H	7
RBI	4
BB	6
SO	5
LOB	8

Batter	1	2	3	4	5	6	7	8	9	AB	R	H	RBI	BB	SO	LOB
Don Kessinger, S (1, 6) OBP: 0.334, SLG: 0.360	5-3		SH1-4	F6		F8	5-3		F9	4	0	0	0	0	0	5
Ralph LaCock, L (8, 9) OBP: 0.335, SLG: 0.350										1	0	0	0	0	0	0
Jose Cardenal, R (1, 7) OBP: 0.361, SLG: 0.401	E5, 1B		F9		L9	BBBB, 1-2, BB		4-3		4	0	1	0	1	0	1
Bill Madlock, R (1, 5) OBP: 0.397, SLG: 0.489	E5, FC5, 1B, 1-3		4-3		1B, BB, 1B	P4		E1, F8, 1B, 1B		5	1	2	0	0	0	4
Jerry Morales, R (1, 8) OBP: 0.352, SLG: 0.416	1-2, 1B			1B, WP, 2B	BBBB, FC5, 1B, 1-2, BB		P4	F8, 2-3		4	1	2	0	1	0	1
Andre Thornton, R (1, 3) OBP: 0.422, SLG: 0.482	FC5, 2-3f			G3, WP, PB, 2-3, 1B	F9		SSS, K	3B, 3-H, 1B		5	2	2	1	0	1	4
Rob Sperring, R (1, 9) (8, 6) OBP: 0.341, SLG: 0.351		4-3		BBBB, G3, 1-2, 3-H, BB	1-2, 2-3, 1B		E, 1B, 1B	1-H, 3B		4	1	3	1	1	0	0
Manny Trillo, R (1, 4) OBP: 0.325, SLG: 0.364		SSS, K		G3, 1-2f, 2-3	FC5, 2-3f		E8, 1-H, 1B, 1B	F8		5	1	1	0	0	1	6
Steve Swisher, R (1, 2) OBP: 0.270, SLG: 0.231		SSS, K		PB, IBB		E6, FC1-6	1B, IBB		F9	3	0	0	0	2	1	0
Ray Burris, R (1, 1) OBP: 0.243, SLG: 0.176			SH1-4, 1B	SSS, K, 1-2, 3-H		FC1-6, BB, 1-2f	1-2, 3-H, 1B		F8	5	0	2	1	0	1	2
Inning Stats	R: 0 E: 1 K: 0 S: 5 H: 2 LOB: 2 BB: 0 P: 5	R: 0 E: 0 K: 2 S: 7 H: 0 LOB: 0 BB: 0 P: 7	R: 0 E: 0 K: 0 S: 4 H: 1 LOB: 1 BB: 0 P: 4	R: 2 E: 0 K: 1 S: 7 H: 2 LOB: 2 BB: 2 P: 15	R: 0 E: 0 K: 0 S: 5 H: 2 LOB: 3 BB: 1 P: 9	R: 0 E: 1 K: 0 S: 4 H: 0 LOB: 2 BB: 1 P: 8	R: 2 E: 1 K: 1 S: 8 H: 3 LOB: 2 BB: 1 P: 12	R: 2 E: 1 K: 0 S: 6 H: 3 LOB: 1 BB: 0 P: 6	R: 0 E: 0 K: 0 S: 3 H: 0 LOB: 0 BB: 0 P: 3	1B: 11 2B: 1 3B: 1 HR: 0 SF: 0 SAC: 1 DP: 1 HBP: 0	WP: 1 PB: 1 SB: 0 CS: 0 PA: 46					

PITCHER	IP	WLS	BF	H	R	ER	SO	BB	IBB	HBP	BLK	WP	HR	S	P	ERA	WHIP
Fred Scherman, L (1, 1) ERA: 3.68	5.2	L	29	7	2	1	3	3	1	0	0	1	0	31	47	1.59	1.765
Dale Murray, R (6, 1) ERA: 5.79	2.1		14	6	4	4	1	0	1	0	0	0	0	15	19	15.43	2.571
Chuck Taylor, R (9, 1) ERA: 4.28	1.0		3	0	0	0	0	0	0	0	0	0	0	3	3	0.00	0.000

PITCHER	IP	WLS	BF	H	R	ER	SO	BB	IBB	HBP	BLK	WP	HR	S	P	ERA	WHIP

TOP

Chicago Cubs @ Montreal Expos

Jarry Park, Montreal, QB

Mon Jun 23 1975, 7:05 PM EDT

Att. 12,281 - Unknown - 86 F

livebaseballscorecards.com

AB	40
R	6
H	13
RBI	3
BB	5
SO	4
LOB	23

Batter	1	2	3	4	5	6	7	8	9	AB	R	H	RBI	BB	SO	LOB
Pepe Mangual, R (1, 8) OBP: 0.331, SLG: 0.343	BBBB 4-0 SH1-3 6-3-2 BB			x 0-0 ① F8		S S S 0-3 ③ K			x 0-0 ① F8	3	0	0	0	1	1	0
Larry Lintz, S (1, 4) OBP: 0.326, SLG: 0.208	x 0-0 ① SH1-3 1-2			x 0-0 ② F8			x 0-0 4-3 1B		x 0-0 1B 1B	3	0	2	0	0	0	0
Mike Jorgensen, L (1, 3) OBP: 0.351, SLG: 0.387	x 0-0 ②③ 6-3-2 2-Hf			S S S 0-3 ③ K			x 0-0 ① 4-3 1-2		x 0-0 G6-4-3 1-2 1B	4	0	1	0	0	1	2
Larry Biittner, L (1, 7) OBP: 0.412, SLG: 0.482		x 0-0 FC4-6 1B			x 0-0 2B		x 0-0 ② 6-3		x 0-0 ②③ G6-4-3 1-2f	4	0	2	0	0	0	3
Pat Scanlon, L (1, 5) OBP: 0.293, SLG: 0.373		x 0-0 ① FC4-6 CS 1-2f			S S S 0-3 ① K		x 0-0 ③ F8			3	0	0	0	0	1	3
Gary Carter, R (1, 9) OBP: 0.367, SLG: 0.448 (6, 2)		S S S 0-3 ②③ K 1-2			x 0-0 ② 6-3			x 0-0 1B 1B		3	0	1	0	0	1	2
Barry Foote, R (1, 2) OBP: 0.236, SLG: 0.269 Dale Murray, R (6, 1) Jose Morales, R (8, PH) OBP: 0.375, SLG: 0.472 Chuck Taylor, R (9, 1)			x 0-0 ① 5-3		x 0-0 ③ 3-1			S S S 0-3 ① K		2 0 1 0	0 0 0 0	0 0 0 0	0 0 0 0	0 0 1 0	0 0 1 0	1 0 1 0
Pepe Frias, R (1, 6) OBP: 0.273, SLG: 0.300 Bob Bailey, R (8, PH) OBP: 0.385, SLG: 0.391 Pete Mackanin, R (9, 6) OBP: 0.362, SLG: 0.509			S S S 0-3 ② K			x 0-0 ① 6-3		x 0-0 G4-6-3 1-2 1B		2 1 0	0 0 0	0 1 0	0 0 0	0 0 0	1 0 0	0 0 0
Fred Scherman, L (1, 1) Tony Scott, S (6, 9) OBP: 0.257, SLG: 0.233			x 0-0 ③ L6			x 0-0 ② 4-3		x 0-0 ②③ G4-6-3 1-2f		1 2	0 0	0 0	0 0	0 0	0 0	0 2
Inning Stats	R: 0 H: 0 E: 0 LOB: 0 K: 0 BB: 1 S: 2 P: 6	R: 0 H: 1 E: 0 LOB: 0 K: 1 BB: 0 S: 5 P: 5	R: 0 H: 0 E: 0 LOB: 0 K: 1 BB: 0 S: 5 P: 5	R: 0 H: 0 E: 0 LOB: 0 K: 1 BB: 0 S: 5 P: 5	R: 0 H: 1 E: 0 LOB: 1 K: 1 BB: 0 S: 6 P: 6	R: 0 H: 0 E: 0 LOB: 0 K: 1 BB: 0 S: 5 P: 5	R: 0 H: 1 E: 0 LOB: 1 K: 0 BB: 0 S: 4 P: 4	R: 0 H: 2 E: 0 LOB: 1 K: 1 BB: 0 S: 6 P: 6	R: 0 H: 2 E: 0 LOB: 1 K: 0 BB: 0 S: 4 P: 4	1B: 6 2B: 2 3B: 0 HR: 0	SF: 0 SAC: 1 DP: 3 HBP: 0						

PITCHER	IP	WLS	BF	H	R	ER	SO	BB	IBB	HBP	BLK	WP	HR	S	P	ERA	WHIP
Ray Burris, R (1, 1) ERA: 3.78	9.0	W	31	7	0	0	6	1	0	0	0	0	0	42	46	0.00	0.889

PITCHER	IP	WLS	BF	H	R	ER	SO	BB	IBB	HBP	BLK	WP	HR	S	P	ERA	WHIP

BOTTOM

Chicago Cubs @ Montreal Expos

Jarry Park, Montreal, QB

Mon Jun 23 1975, 7:05 PM EDT

Att. 12,281 - Unknown - 86 F

livebaseballscorecards.com

AB	29
R	0
H	7
RBI	0
BB	1
SO	6
LOB	14

WP: 0 PA: 31
PB: 0
SB: 0
CS: 1

Batter	1	2	3	4	5	6	7	8	9	AB	R	H	RBI	BB	SO	LOB
Rob Sperring, R (1, 6) OBP: 0.340, SLG: 0.317	BBBB 4-0 1B 1B BB		BBBB 4-0 SF8 1B BB 1-2 BB S S S 0-3 ③ K	S S S 0-3 ③ K		x 0-0 ① 5-3		x 0-0 ①② G6-4-3 1-2f 2-3	4	2	0	0	2	2	5
Jose Cardenal, R (1, 7) OBP: 0.367, SLG: 0.404 Vic Harris, S (6, 7) OBP: 0.278, SLG: 0.188	x 0-0 1B FC5-4 1-3 1B		BBBB 4-0 1B 1B 2B 1-2 2-3 BB	x 0-0 ① 6-3		x 0-0 BB BB 1B 1B	x 0-0 ② P3		x 0-0 ③ 6-3	3 2	3 0	2 0	0 0	1 0	0 0	0 1
Bill Madlock, R (1, 5) OBP: 0.397, SLG: 0.487 Darold Knowles, L (7, 1) OBP: 0.222, SLG: 0.125 Oscar Zamora, R (9, 1) OBP: 0.200, SLG: 0.200	x 0-0 FC5-4 1-3 3-H 1B		x 0-0 ① SF8 2-3 3-H	x 0-0 ② F9		BBBB 4-0 1B BB 1B 1-2 BB	x 0-0 ③ 5-3			3 0 0	1 0 0	1 0 0	2 0 0	1 0 0	0 0 0	0 0 0
Jerry Morales, R (1, 9) OBP: 0.350, SLG: 0.414 Ralph LaCock, L (6, 9) OBP: 0.333, SLG: 0.348	x 0-0 ① FC5-4 CS 1-2f 3-H		x 0-0 1B 2B 1-2 3-H 1B	x 0-0 ③ 5-3		x 0-0 ① F7		S S S 0-3 ① K		4 1	1 0	1 0	2 0	0 0	0 1	3 0
Rick Monday, L (1, 8) OBP: 0.390, SLG: 0.452	S S S 0-3 ②③ K 1-2		x 0-0 2B 1B 1-2 2-3 1B		x 0-0 BB 3B 1B	BBBB 4-0 1B 1B 1-2 2-3 BB		x 0-0 ② 4-3		4	3	2	0	1	1	1
Andre Thornton, R (1, 3) OBP: 0.421, SLG: 0.487		S S S 0-3 ① K	x 0-0 1B 1B 1-3 2-H 3-H 2B		S S S 0-3 ① K	x 0-0 ② P3		x 0-0 1B		5	1	2	2	0	2	4
Manny Trillo, R (1, 4) OBP: 0.327, SLG: 0.364		x 0-0 ② F7	x 0-0 SH5-4 1B 2-3 3-H 1B		x 0-0 ② F8	x 0-0 1B 1-2 2-3 3-H 1B		x 0-0 ③ 4-3		5	0	2	2	0	0	2
Tim Hosley, R (1, 2) OBP: 0.481, SLG: 0.483		x 0-0 ③ F8	x 0-0 SH5-4 1-2 3-H 1B		BBBB 4-0 1-2 3B BB	x 0-0 FC6-4 1-3 2-H 3-H 1B			x 0-0 G6-4-3 BB 1B	4	1	3	3	1	0	0
Bill Bonham, R (1, 1) OBP: 0.175, SLG: 0.225 Ron Dunn, R (7, 5) OBP: 0.300, SLG: 0.563			x 0-0 BB BB SF8 1B x 0-0 ② SH5-4 1-2 2-3		x 0-0 1-H 2-H 3B	x 0-0 ③ FC6-4 1-2f			BBBB 4-0 G6-4-3 1-2 BB	3 0	1 0	2 0	2 1	0 0	0 1	2 0
Inning Stats	R: 2 E: 0 K: 1 S: 6 H: 2 LOB: 0 BB: 1 P: 10	R: 0 E: 0 K: 1 S: 5 H: 0 LOB: 0 BB: 0 P: 5	R: 6 E: 0 K: 1 S: 11 H: 6 LOB: 2 BB: 2 P: 19	R: 0 E: 0 K: 0 S: 3 H: 0 LOB: 0 BB: 0 P: 3	R: 2 E: 0 K: 2 S: 9 H: 2 LOB: 1 BB: 1 P: 13	R: 3 E: 0 K: 0 S: 6 H: 3 LOB: 2 BB: 2 P: 14	R: 0 E: 0 K: 0 S: 3 H: 0 LOB: 0 BB: 0 P: 3	R: 0 E: 0 K: 1 S: 6 H: 1 LOB: 1 BB: 0 P: 6	R: 0 E: 0 K: 0 S: 3 H: 1 LOB: 1 BB: 1 P: 7	1B: 13 2B: 1 3B: 1 HR: 0 SF: 1 SAC: 1 DP: 1 HBP: 0						

PITCHER	IP	WLS	BF	H	R	ER	SO	BB	IBB	HBP	BLK	WP	HR	S	P	ERA	WHIP
Dan Warthen, L (1, 1) ERA: 4.0	2.1	L	14	5	7	7	2	3	0	0	0	0	0	15	27	27.00	3.429
Chuck Taylor, R (3, 1) ERA: 4.64	2.2		14	5	3	3	3	1	0	0	0	0	0	19	23	10.12	2.250
Donald DeMola, R (6, 1) ERA: 2.53	2.0		11	3	3	3	0	2	0	0	0	0	0	9	17	13.50	2.500
Dale Murray, R (8, 1) ERA: 5.23	2.0		8	2	0	0	1	1	0	0	0	0	0	9	13	0.00	1.500

PITCHER	IP	WLS	BF	H	R	ER	SO	BB	IBB	HBP	BLK	WP	HR	S	P	ERA	WHIP

Chicago Cubs @ Montreal Expos

Jarry Park, Montreal, QB

Tue Jun 24 1975, 3:33 AM EDT

Att. 17,021 - Sunny - 83 F

TOP

livebaseballscorecards.com

AB	38
R	13
H	15
RBI	13
BB	7
SO	6
LOB	18

WP: 0	PB: 0	SB: 0	CS: 1
PA: 47			

Batter	1	2	3	4	5	6	7	8	9	AB	R	H	RBI	BB	SO	LOB
Larry Lintz, S (1, 4) OBP: 0.324, SLG: 0.203	BBBB 4-0 4-3 BB	x 0-0 ② F7			x 0-0 ② F2		x 0-0 ② 1-3		x 0-0 E6 1B	3	0	0	0	1	0	2
Dale Murray, R (8, 1)										0	0	0	0	0	0	0
Nate Colbert, R (9, PH) OBP: 0.220, SLG: 0.270										1	0	0	0	0	0	0
Tim Foli, R (1, 6) OBP: 0.285, SLG: 0.257	SSS 0-3 ① K	x 0-0 ③ L3			x 0-0 ③ P4		x 0-0 ③ 6-3		x 0-0 ① F9	5	0	0	0	0	1	4
Mike Jorgensen, L (1, 3) OBP: 0.361, SLG: 0.392	x 0-0 ② 4-3 1-2		BBBB 4-0 G4-6-3 BB			BBBB 4-0 BB 1B 1B BB		x 0-0 1B 1-3 E 1B	x 0-0 G6-4-3 1-2 1B	3	2	2	0	2	0	1
Larry Biittner, L (1, 9) OBP: 0.410, SLG: 0.478	x 0-0 ③ G3		x 0-0 ①② G4-6-3 1-2f			x 0-0 BB 1-2 1B 1B		x 0-0 ① 1-3 1-2	x 0-0 ②③ G6-4-3 1-2f	3	1	1	0	0	0	2
Larry Parrish, R (8, PH) OBP: 0.293, SLG: 0.408										2	0	0	0	0	0	3
(9, 5)																
Pat Scanlon, L (1, 5) OBP: 0.294, SLG: 0.364	SSS 0-3 ① K	x 0-0 ③ F7				BBBB 4-0 1B 1-2 2-3 BB		x 0-0 ② L7		2	0	0	0	1	1	0
Barry Foote, R (8, PH) OBP: 0.235, SLG: 0.267										1	0	0	0	0	0	1
(9, 2)																
Bob Bailey, R (1, 7) OBP: 0.398, SLG: 0.411	x 0-0 2B 2B	SSS 0-3 ① K			x 0-0 G6-3 1-3 2-H 3-H 1B		BBBB 4-0 E 2B BB			3	2	2	2	1	1	0
Pepe Mangual, R (1, 8) OBP: 0.333, SLG: 0.350	x 0-0 1B 2-H 2B	SSS 0-3 ② K			SSS 0-3 ① K		x 0-0 E7 2B 1-3 2-H 1B			4	1	2	1	0	2	2
Gary Carter, R (1, 2) OBP: 0.369, SLG: 0.451		BBBB 4-0 1B BB	x 0-0 ③ 6-3		x 0-0 ②③ G6-3 1-2f		x 0-0 2-3 3-H 2B			3	0	1	1	1	0	2
(9, 9)																
Dan Warthen, S (1, 1) OBP: 0.167, SLG: 0.167	x 0-0 1-3 2-H 1B			SSS 0-3 ① K		x 0-0 ① 6-3		x 0-0 ③ F3		1	0	1	1	0	0	0
Chuck Taylor, R (3, 1)										0	0	0	0	0	0	0
Jose Morales, R (5, PH) OBP: 0.366, SLG: 0.459										1	0	0	0	1	0	0
Donald DeMola, R (6, 1)										0	0	0	0	0	0	0
Pete Mackanin, R (7, PH) OBP: 0.356, SLG: 0.500										2	0	0	0	0	0	2
(8, 4)																
Inning Stats	R: 0 E: 0 K: 1 S: 5 H: 0 LOB: 1 BB: 1 P: 9	R: 2 E: 0 K: 1 S: 8 H: 3 LOB: 2 BB: 1 P: 12	R: 0 E: 0 K: 0 S: 2 H: 0 LOB: 1 BB: 1 P: 6	R: 0 E: 0 K: 2 S: 7 H: 0 LOB: 0 BB: 0 P: 7	R: 0 E: 0 K: 1 S: 5 H: 0 LOB: 0 BB: 0 P: 5	R: 2 E: 0 K: 1 S: 6 H: 2 LOB: 1 BB: 2 P: 14	R: 0 E: 0 K: 0 S: 3 H: 0 LOB: 0 BB: 0 P: 3	R: 2 E: 1 K: 0 S: 6 H: 3 LOB: 2 BB: 1 P: 10	R: 0 E: 1 K: 0 S: 4 H: 1 LOB: 1 BB: 0 P: 4	1B: 6 2B: 3 3B: 0 HR: 0 SF: 0 SAC: 0 DP: 3 HBP: 0						

PITCHER		IP	W/L/S	BF	H	R	ER	SO	BB	IBB	HBP	BLK	WP	HR	S	P	ERA	WHIP
Bill Bonham, R ERA: 3.92	(1, 1)	6.0	W	26	5	4	4	6	5	0	0	0	0	0	33	53	6.00	1.667
Darold Knowles, L ERA: 5.98	(7, 1)	2.0		10	3	2	2	0	1	0	0	0	0	0	9	13	9.00	2.000
Oscar Zamora, R ERA: 3.5	(9, 1)	1.0		4	1	0	0	0	0	0	0	0	0	0	4	4	0.00	1.000

PITCHER	IP	W/L/S	BF	H	R	ER	SO	BB	IBB	HBP	BLK	WP	HR	S	P	ERA	WHIP

BOTTOM

Chicago Cubs @ Montreal Expos

Jarry Park, Montreal, QB

Tue Jun 24 1975, 3:33 AM EDT

Att. 17,021 - Sunny - 83 F

livebaseballscorecards.com

AB	34
R	6
H	9
RBI	5
BB	6
SO	6
LOB	19

WP: 0 PA: 40
PB: 0
SB: 0
CS: 0

Batter	1	2	3	4	5	6	7	8	9	AB	R	H	RBI	BB	SO	LOB
Don Kessinger, S (1, 6) OBP: 0.336, SLG: 0.376	SF8 3B		F5		F9		3B		1-3	5	1	2	0	0	0	1
Jose Cardenal, R (1, 7) OBP: 0.367, SLG: 0.406	SF8 3-H		1-3 1B			1B BB 1B	4-3		1-3	4	1	2	1	0	0	1
Bill Madlock, R (1, 5) OBP: 0.394, SLG: 0.482	5-3		F9			BB 1-3 FC5-4 1B	S S S 0-3 K		1-3	5	1	1	0	0	1	3
Jerry Morales, R (1, 9) OBP: 0.345, SLG: 0.407	6-3			6-3		5-3		6-3		4	0	0	0	0	0	2
Rick Monday, L (1, 8) OBP: 0.392, SLG: 0.448		F7		B B B B 4-0 E S BB		I I I I 4-0 E BB IBB		F9		2	1	0	0	2	0	0
Andre Thornton, R (1, 3) OBP: 0.424, SLG: 0.492		6-3		S S S 0-3 K 1-3		B B B B 4-0 FC5-4 1-2 2-3 3-H BB		E 2B		3	1	1	1	1	1	1
Manny Trillo, R (1, 4) OBP: 0.326, SLG: 0.363		4-3		6-3		FC5-4 1-2f 2-H 3-H		E9 1B 2-H 1B		4	1	1	2	0	0	2
Steve Swisher, R (1, 2) OBP: 0.269, SLG: 0.232			B5-3		1-3	F8		2-H 1B		4	0	1	1	0	0	1
Rick Reuschel, R (1, 1) OBP: 0.143, SLG: 0.206			B B B B 4-0 1B BB		F9		6-3	F7		2	0	0	0	1	0	0
Darold Knowles, L (7, 1) OBP: 0.222, SLG: 0.125										0	0	0	0	0	0	0
Oscar Zamora, R (7, 1) OBP: 0.200, SLG: 0.200										0	0	0	0	0	0	0
Ralph LaCock, L (8, PH) OBP: 0.332, SLG: 0.346										1	0	0	0	0	0	1
Tom Dettore, L (8, 1) OBP: 0.667, SLG: 0.667										0	0	0	0	0	0	0
Inning Stats	R: 1 E: 0 K: 0 S: 4 H: 1 LOB: 0 BB: 0 P: 4	R: 0 E: 0 K: 0 S: 3 H: 0 LOB: 0 BB: 0 P: 3	R: 0 E: 0 K: 0 S: 4 H: 1 LOB: 2 BB: 1 P: 8	R: 0 E: 0 K: 1 S: 5 H: 0 LOB: 1 BB: 1 P: 9	R: 0 E: 0 K: 0 S: 3 H: 0 LOB: 0 BB: 0 P: 3	R: 3 E: 1 K: 0 S: 5 H: 2 LOB: 1 BB: 2 P: 13	R: 0 E: 0 K: 1 S: 6 H: 1 LOB: 1 BB: 0 P: 6	R: 2 E: 1 K: 0 S: 6 H: 3 LOB: 1 BB: 0 P: 6	R: 0 E: 0 K: 0 S: 3 H: 0 LOB: 0 BB: 0 P: 3	1B: 5 2B: 1 3B: 2 HR: 0 SF: 1 SAC: 0 DP: 0 HBP: 0	WP: 0 PB: 0 SB: 1 CS: 0 PA: 39					

PITCHER		IP	WLS	BF	H	R	ER	SO	BB	IBB	HBP	BLK	WP	HR	S	P	ERA	WHIP
Dennis Blair, R ERA: 3.17	(1, 1)	7.0	W	30	5	4	3	2	3	1	0	0	0	0	30	46	3.86	1.143
Dale Murray, R ERA: 5.16	(8, 1)	2.0		9	3	2	1	0	0	0	0	0	0	0	9	9	4.50	1.500

PITCHER	IP	WLS	BF	H	R	ER	SO	BB	IBB	HBP	BLK	WP	HR	S	P	ERA	WHIP

TOP

Chicago Cubs @ Montreal Expos

Jarry Park, Montreal, QB

Wed Jun 25 1975, 7:05 PM EDT

Att. 9,680 - Unknown - 75 F

livebaseballscorecards.com

AB	34
R	6
H	8
RBI	5
BB	4
SO	2
LOB	12

Batter	1	2	3	4	5	6	7	8	9	AB	R	H	RBI	BB	SO	LOB
Pepe Mangual, R (1, 8) OBP: 0.342, SLG: 0.372	F8		1B BB		4-3 2B		E 1B			4	3	3	4	1	0	0
Tim Foli, R (1, 6) OBP: 0.284, SLG: 0.256	4-3		1B		4-3		E6			5	1	1	1	0	0	3
Mike Jorgensen, L (1, 3) OBP: 0.357, SLG: 0.387	4-3		K2-3		4-3		3B 1B		P4	5	1	1	2	0	1	2
Larry Biittner, L (1, 9) OBP: 0.408, SLG: 0.474 Jose Morales, R (7, PH) OBP: 0.381, SLG: 0.526 Tony Scott, S (8, 7) OBP: 0.254, SLG: 0.231		6-3		1B		K	1B 3B		P6	3 1 1	0 1 0	1 1 0	0 2 0	0 0 0	1 0 0	0 0 0
Bob Bailey, R (1, 7) OBP: 0.385, SLG: 0.394 Barry Foote, R (8, 2) OBP: 0.239, SLG: 0.272		K		K		K	6-3		1B	4 1	0 0	0 1	0 0	0 0	3 0	2 0
Pete Mackanin, R (1, 4) OBP: 0.358, SLG: 0.496		E5 FC6-4		K		FC5-4 1B	1B 1B		F3	5	1	2	1	0	1	2
Gary Carter, R (1, 2) (8, 9) OBP: 0.367, SLG: 0.447		FC6-4		F2		FC5-4	1B 1B			4	1	1	0	0	0	3
Larry Parrish, R (1, 5) OBP: 0.298, SLG: 0.410			K		SH3-4 2B 1B		E6			4	3	2	1	0	1	0
Dennis Blair, R (1, 1) OBP: 0.208, SLG: 0.174 Pat Scanlon, L (7, PH) OBP: 0.299, SLG: 0.367 Dale Murray, R (8, 1)			G3		SH3-4		F7			1 2 0	0 1 0	0 1 0	0 1 0	0 0 0	0 0 0	0 1 0
Inning Stats	R: 0 E: 0 K: 0 S: 3 H: 0 LOB: 0 BB: 0 P: 3	R: 0 E: 1 K: 1 S: 6 H: 0 LOB: 1 BB: 0 P: 6	R: 1 E: 0 K: 2 S: 8 H: 1 LOB: 1 BB: 1 P: 12	R: 0 E: 0 K: 2 S: 8 H: 1 LOB: 1 BB: 0 P: 8	R: 1 E: 0 K: 0 S: 5 H: 2 LOB: 1 BB: 0 P: 5	R: 0 E: 0 K: 2 S: 8 H: 1 LOB: 1 BB: 0 P: 8	R: 10 E: 2 K: 0 S: 13 H: 8 LOB: 0 BB: 0 P: 13	R: 0 E: 0 K: 0 S: 4 H: 1 LOB: 1 BB: 0 P: 4		1B: 11 2B: 1 3B: 1 HR: 1 SF: 0 SAC: 1 DP: 0 HBP: 0				WP: 0 PB: 0 SB: 0 CS: 0 PA: 42		

PITCHER		IP	WLS	BF	H	R	ER	SO	BB	IBB	HBP	BLK	WP	HR	S	P	ERA	WHIP
Rick Reuschel, R ERA: 3.66	(1, 1)	6.1	L	29	6	5	5	7	1	0	0	0	0	0	42	46	7.11	1.105
Darold Knowles, L ERA: 6.42	(7, 1)	0.0		2	2	1	0	0	0	0	0	0	0	0	2	2	∞	∞
Oscar Zamora, R ERA: 4.47	(7, 1)	0.2		7	5	6	4	0	0	0	0	0	0	1	7	7	54.00	7.500
Tom Dettore, R ERA: 5.02	(8, 1)	1.0		4	1	0	0	0	0	0	0	0	0	0	4	4	0.00	1.000

PITCHER	IP	WLS	BF	H	R	ER	SO	BB	IBB	HBP	BLK	WP	HR	S	P	ERA	WHIP

BOTTOM

Chicago Cubs @ Montreal Expos

Jarry Park, Montreal, QB

Wed Jun 25 1975, 7:05 PM EDT

Att. 9,680 - Unknown - 75 F

livebaseballscorecards.com

AB	40
R	12
H	14
RBI	12
BB	1
SO	7
LOB	13

Batter	1	2	3	4	5	6	7	8	9	AB	R	H	RBI	BB	SO	LOB
Lou Brock, L (1, 7) OBP: 0.348, SLG: 0.418	F7			CS 2B		WP E 1B		F3	CI S	4	0	2	0	0	0	1
Ted Sizemore, R (1, 4) OBP: 0.320, SLG: 0.319	5-3			F3		BBBB 1-3 BB		1-H HR	1-2 F7	4	1	1	2	1	0	2
Willie Davis, L (1, 9) OBP: 0.280, SLG: 0.419	1-3			SSS 2-3 K		G3		SSS K	4-3	5	0	0	0	0	2	5
Reggie Smith, S (1, 3) OBP: 0.397, SLG: 0.585		L5			F7		BBBB SH5-4 E BB	1B E 1B BB		2	1	0	0	2	0	0
Ted Simmons, S (1, 2) OBP: 0.376, SLG: 0.494		5-3			3B		FC SH5-4 1-2	E4 1B 1-2 1B		4	1	1	0	0	0	2
Luis Melendez, R (1, 8) OBP: 0.278, SLG: 0.344		6-3			BBBB G4-6-3 BB		SH5-4 1-2 2-3	1B 1-2 2-3 1B		2	0	1	0	1	0	0
Ken Reitz, R (1, 5) OBP: 0.305, SLG: 0.348			F9	G4-6-3 1-2f			G4-6-3 IBB	FC6-4 1-3 2-H 3-H 1B		3	0	1	2	1	0	2
Mario Guerrero, R (1, 6) OBP: 0.274, SLG: 0.275		6-3			4-3		G4-6-3 1-2f	FC6-4 1-2f		4	0	0	0	0	0	5
Lynn McGlothen, L (1, 1) OBP: 0.026, SLG: 0.026			SSS K		4-3			HR 1B	SSS K	2	0	0	0	0	1	0
Doug Howard, R (8, PH) OBP: 0.286, SLG: 0.286										1	0	1	0	0	0	0
Mike Tyson, R (8, PR) OBP: 0.339, SLG: 0.415										0	1	0	0	0	0	0
Mike Garman, R (8, 1)										1	0	0	0	0	1	0
Inning Stats	R: 0 E: 0 K: 0 S: 3 H: 0 LOB: 0 BB: 0 P: 3	R: 0 E: 0 K: 0 S: 3 H: 0 LOB: 0 BB: 0 P: 3	R: 0 E: 0 K: 1 S: 5 H: 0 LOB: 0 BB: 0 P: 5	R: 0 E: 0 K: 1 S: 5 H: 1 LOB: 1 BB: 0 P: 5	R: 0 E: 0 K: 0 S: 3 H: 1 LOB: 1 BB: 1 P: 7	R: 0 E: 1 K: 0 S: 4 H: 1 LOB: 2 BB: 1 P: 8	R: 0 E: 1 K: 0 S: 3 H: 0 LOB: 2 BB: 2 P: 11	R: 4 E: 1 K: 1 S: 10 H: 4 LOB: 2 BB: 1 P: 14	R: 0 E: 1 K: 1 S: 6 H: 0 LOB: 1 BB: 0 P: 6	1B: 4 2B: 2 3B: 1 HR: 1 SF: 0 SAC: 1 DP: 3 HBP: 0						

TOP

St. Louis Cardinals @ Montreal Expos

Jarry Park, Montreal, QB

Thu Jun 26 1975, 7:05 PM EDT

Att. 11,173 - Unknown - 79 F

livebaseballscorecards.com

AB	32
R	4
H	7
RBI	4
BB	5
SO	4
LOB	17

PITCHER		IP	WLS	BF	H	R	ER	SO	BB	IBB	HBP	BLK	WP	HR	S	P	ERA	WHIP
Woodie Fryman, L ERA: 2.57	(1, 1)	8.0	L	35	7	4	2	3	4	1	0	0	1	1	36	56	2.25	1.375
Dan Warthen, L ERA: 3.86	(9, 1)	1.0		4	0	0	0	1	0	0	0	0	0	0	6	6	0.00	0.000

PITCHER	IP	WLS	BF	H	R	ER	SO	BB	IBB	HBP	BLK	WP	HR	S	P	ERA	WHIP

WP: 1	PA: 39		
PB: 0			
SB: 1			
CS: 1			

Batter	1	2	3	4	5	6	7	8	9	AB	R	H	RBI	BB	SO	LOB
Pepe Mangual, R (1, 8) OBP: 0.346, SLG: 0.372	BBBB 4-0 F8-3 BB		x 0-0 ③ F4		SSS 0-3 ③ K			x 0-0 BB 1B PB 1B	BBBB 4-0 1-2 BB	3	1	1	0	2	1	1
Tim Foli, R (1, 6) OBP: 0.287, SLG: 0.264 Pat Scanlon, L (9, PH) OBP: 0.295, SLG: 0.363	x 0-0 ①② F8-3 1-2			x 0-0 4-3 1-3 2B		x 0-0 PB 1B		SSS 0-3 ① K	x 0-0 ③ L4	4 1	1 0	2 0	0 0	0 0	1 0	2 2
Mike Jorgensen, L (1, 3) OBP: 0.356, SLG: 0.384	SSS 0-3 ③ K			x 0-0 ① 4-3 2-3		x 0-0 ① F2 1-2		x 0-0 PB BB 1-2 FC6-5 1B		4	1	1	0	0	1	2
Larry Biittner, L (1, 7) OBP: 0.426, SLG: 0.487		x 0-0 6-3 2B		4-0 1-3 IBB		4-0 G4-6-3 IBB		BBBB 4-0 FC6-5 PB 1-2 2-3 BB		1	0	1	0	3	0	0
Barry Foote, R (1, 2) OBP: 0.234, SLG: 0.266 Tony Scott, S (8, PR) OBP: 0.254, SLG: 0.231 (9, 9)		x 0-0 ① 6-3 2-3		x 0-0 ② 1-3 1-2 3-H		x 0-0 ②③ G4-6-3 1-2f		x 0-0 ② FC6-5 FC6-4 1-3 2-H 3-H		4 0	0 0	0 0	2 0	0 0	0 0	5 0
Pete Mackanin, R (1, 4) OBP: 0.354, SLG: 0.483		SSS 0-3 ② K		SSS 0-3 ③ K			BBBB 4-0 BB	x 0-0 ③ FC6-4 1-2f		3	0	0	0	1	2	3
Gary Carter, R (1, 9) OBP: 0.365, SLG: 0.448 (9, 2)		x 0-0 ③ F6			x 0-0 G3 2B		SSS 0-3 ① K		x 0-0 ① 6-3	4	0	1	0	0	1	2
Larry Parrish, R (1, 5) OBP: 0.292, SLG: 0.401			x 0-0 ① 6-3		x 0-0 ① 5-3		x 0-0 ② F7		x 0-0 ② F4	4	0	0	0	0	0	2
Woodie Fryman, R (1, 1) OBP: 0.161, SLG: 0.200 Dan Warthen, S (9, 1) OBP: 0.167, SLG: 0.167 Bob Bailey, R (9, PH) OBP: 0.390, SLG: 0.394 Larry Lintz, S (9, PR) OBP: 0.324, SLG: 0.203			x 0-0 ② 5-3		x 0-0 ② G3 2-3		x 0-0 ③ F9		BBBB 4-0 BB	3 0 0 0	0 0 0 0	0 0 0 0	0 0 0 0	0 0 1 0	0 0 0 0	2 0 0 0
Inning Stats	R: 0 E: 0 K: 1 S: 4 H: 0 LOB: 0 BB: 1 P: 8	R: 0 E: 0 K: 1 S: 6 H: 1 LOB: 1 BB: 0 P: 6	R: 0 E: 0 K: 0 S: 3 H: 0 LOB: 0 BB: 0 P: 3	R: 1 E: 0 K: 1 S: 6 H: 1 LOB: 1 BB: 1 P: 10	R: 0 E: 0 K: 1 S: 6 H: 1 LOB: 1 BB: 0 P: 6	R: 0 E: 0 K: 0 S: 3 H: 1 LOB: 1 BB: 1 P: 7	R: 0 E: 0 K: 1 S: 5 H: 0 LOB: 1 BB: 1 P: 9	R: 2 E: 0 K: 1 S: 7 H: 2 LOB: 1 BB: 1 P: 11	R: 0 E: 0 K: 0 S: 3 H: 0 LOB: 2 BB: 2 P: 11	1B: 3 2B: 4 3B: 0 HR: 0	SF: 0 SAC: 0 DP: 2 HBP: 0			WP: 0 PB: 2 SB: 0 CS: 0	PA: 38		

PITCHER		IP	WLS	BF	H	R	ER	SO	BB	IBB	HBP	BLK	WP	HR	S	P	ERA	WHIP
Lynn McGlothen, R ERA: 3.49	(1, 1)	7.0	W	27	4	1	1	5	2	2	0	0	0	0	33	49	1.29	0.857
Mike Garman, R ERA: 2.16	(8, 1)	2.0	S	11	2	2	1	1	3	0	0	0	0	0	10	22	4.50	2.500

PITCHER	IP	WLS	BF	H	R	ER	SO	BB	IBB	HBP	BLK	WP	HR	S	P	ERA	WHIP

BOTTOM

St. Louis Cardinals @ Montreal Expos

Jarry Park, Montreal, QB

Thu Jun 26 1975, 7:05 PM EDT

Att. 11,173 - Unknown - 79 F

livebaseballscorecards.com

AB	31
R	3
H	6
RBI	2
BB	7
SO	6
LOB	21

Batter	1	2	3	4	5	6	7	8	9	AB	R	H	RBI	BB	SO	LOB
Lou Brock, L (1, 7) OBP: 0.353, SLG: 0.426	4-3		S; 2-H 1B		1-2 2B 1B			F8	1-3 2-H 2B	5	1	3	2	0	0	0
Ted Sizemore, R (1, 4) OBP: 0.322, SLG: 0.324	K		F9; 1-3		1-H 2-H 2B			4-3 1B	1-6-3	5	0	2	2	0	1	3
Willie Davis, L (1, 9) OBP: 0.276, SLG: 0.412	3-1			G3	4-3			4-3; 1-2		4	0	0	0	0	0	2
Luis Melendez, R (8, 9) OBP: 0.278, SLG: 0.344										0	0	0	0	0	0	0
Reggie Smith, S (1, 3) OBP: 0.389, SLG: 0.571		F8		F9		K		F8		4	0	0	0	0	1	1
Bake McBride, L (1, 8) OBP: 0.301, SLG: 0.341		4-3		K		4-3			1B 3B	4	1	1	0	0	1	0
Ken Reitz, R (1, 5) OBP: 0.304, SLG: 0.346		5-3			K	F4			1B 2B 1B; 3-H	4	1	1	1	0	1	0
Ken Rudolph, R (1, 2) OBP: 0.172, SLG: 0.172			WP 1B 1B		6-3		5-3		L5	4	1	1	0	0	0	1
Mike Tyson, R (1, 6) OBP: 0.333, SLG: 0.421			F8; 1-2		1B 2B		F2		F6	4	1	1	0	0	0	2
Bob Gibson, R (1, 1) OBP: 0.222, SLG: 0.130			K		1B 2B 1B; 2-H		6-3		2B 1B; 1-2	3	1	1	1	0	1	1
Ron Bryant, S (7, 1)										0	0	0	0	0	0	0
Greg Terlecky, R (7, 1) OBP: 0.500, SLG: 0.500										1	0	1	0	0	0	0
Mike Garman, R (9, 1)										0	0	0	0	0	0	0
Inning Stats	R: 0 E: 0 K: 1 S: 5 H: 0 LOB: 0 BB: 0 P: 5	R: 0 E: 0 K: 0 S: 3 H: 0 LOB: 0 BB: 0 P: 3	R: 1 E: 0 K: 1 S: 7 H: 2 LOB: 1 BB: 0 P: 7	R: 0 E: 0 K: 1 S: 5 H: 0 LOB: 0 BB: 0 P: 5	R: 3 E: 0 K: 1 S: 9 H: 4 LOB: 1 BB: 0 P: 9	R: 0 E: 0 K: 1 S: 5 H: 0 LOB: 0 BB: 0 P: 5	R: 0 E: 0 K: 0 S: 3 H: 0 LOB: 0 BB: 0 P: 3	R: 0 E: 0 K: 0 S: 4 H: 1 LOB: 1 BB: 0 P: 4	R: 2 E: 0 K: 0 S: 7 H: 4 LOB: 2 BB: 0 P: 7	1B: 7 2B: 3 3B: 1 HR: 0 SF: 0 SAC: 0 DP: 0 HBP: 0							

PITCHER	IP	WLS	BF	H	R	ER	SO	BB	IBB	HBP	BLK	WP	HR	S	P	ERA	WHIP
Steve Rogers, R (1, 1) ERA: 2.4	6.0	L	24	6	4	4	5	0	0	0	0	1	0	34	34	6.00	1.000
Donald DeMola, R (7, 1) ERA: 2.42	2.0		7	1	0	0	0	0	0	0	0	0	0	7	7	0.00	0.500
Dale Murray, R (9, 1) ERA: 5.7	1.0		7	4	2	2	0	0	0	0	0	0	0	7	7	18.00	4.000

PITCHER	IP	WLS	BF	H	R	ER	SO	BB	IBB	HBP	BLK	WP	HR	S	P	ERA	WHIP

TOP

St. Louis Cardinals @ Montreal Expos

Jarry Park, Montreal, QB

Fri Jun 27 1975, 7:05 PM EDT

Unknown - 82 F

livebaseballscorecards.com

AB	38
R	6
H	11
RBI	6
BB	0
SO	5
LOB	10

BOTTOM

St. Louis Cardinals @ Montreal Expos

Jarry Park, Montreal, QB

Fri Jun 27 1975, 7:05 PM EDT

Unknown - 82 F

livebaseballscorecards.com

Batter	1	2	3	4	5	6	7	8	9	AB	R	H	RBI	BB	SO	LOB
Pepe Mangual, R (1, 8) OBP: 0.348, SLG: 0.374	0-0 6-3 S 1B		0-0 ② F4		0-0 ② F9		0-0 BB 2B 1B	0-0 ① SH3 1-2		4	1	2	0	0	0	1
Tim Foli, R (1, 6) OBP: 0.292, SLG: 0.268	0-0 ① 6-3 1-3		0-0 BB 1-3 1B		0-0 1B	BBB 4-0 2B 1-2 1B BB		0-0 ② G3 2-3		4	1	2	0	1	0	2
Mike Jorgensen, L (1, 3) OBP: 0.355, SLG: 0.380 Nate Colbert, R (7, PH) OBP: 0.218, SLG: 0.267 (8, 3)	0-0 ② 4-3		BBBB 4-0 1-2 BB		0-0 ③ L3		SSS 0-3 ① K	0-0 ③ 6-3		2 2	0 0	0 0	0 0	1 0	0 1	2 3
Larry Biittner, L (1, 9) OBP: 0.417, SLG: 0.475 Barry Foote, R (7, PH) OBP: 0.237, SLG: 0.274 (8, 2)	0-0 ③ 6-3		0-0 ③ F6			0-0 ① F5	0-0 1B 1-3 2-H 2B		0-0 ① 1-3	3 2	0 1	0 1	0 1	0 0	0 0	4 0
Bob Bailey, R (1, 7) OBP: 0.407, SLG: 0.417		0-0 ① 5-3		0-0 SH1-4 1B		BBBB 4-0 BB BB BB	0-0 BB 2-H 3-H 1B		0-0 F8 1B 2B	4	1	3	2	1	0	0
Gary Carter, R (1, 2) OBP: 0.371, SLG: 0.446 (8, 9)		SSS 0-3 ② K		0-0 ① SH1-4 1-2		BBBB 4-0 1-2 BB	BBB 4-0 1-2 BB		BBBB 4-0 1B BB	1	0	0	0	3	1	0
Pete Mackanin, R (1, 4) OBP: 0.348, SLG: 0.467		0-0 ③ F8		0-0 ② F7		BBBB 4-0 1-2 2-3 BB	0-0 ② F7		0-0 ② F8 2-3	4	0	0	0	1	0	5
Larry Parrish, R (1, 5) OBP: 0.289, SLG: 0.396			0-0 ① 5-3	0-0 ③ F8		0-0 ② F7	SSS 0-3 ③ K		0-0 1-2 3-H 1B	5	0	1	1	0	1	6
Steve Rogers, R (1, 1) OBP: 0.303, SLG: 0.241 Pat Scanlon, L (6, PH) OBP: 0.292, SLG: 0.358 Donald DeMola, R (7, 1) Larry Lintz, S (8, PH) OBP: 0.329, SLG: 0.203 Dale Murray, R (9, 1) Jose Morales, R (9, PH) OBP: 0.372, SLG: 0.513			BBBB 4-0 1B BB		0-0 ① F9	0-0 ③ 1-3		BBBB 4-0 BB	0-0 ③ L3	1 1 0 0 0 1	0 0 0 0 0 0	0 0 0 0 0 0	0 0 0 0 0 0	1 0 0 1 0 0	0 3 0 0 0 2	0 0 0 0 0 2
Inning Stats	R: 0 E: 0 K: 0 S: 4 H: 1 LOB: 1 BB: 0 P: 4	R: 0 E: 0 K: 1 S: 5 H: 0 LOB: 0 BB: 0 P: 5	R: 0 E: 0 K: 0 S: 4 H: 1 LOB: 3 BB: 2 P: 12	R: 0 E: 0 K: 0 S: 4 H: 1 LOB: 1 BB: 0 P: 4	R: 0 E: 0 K: 0 S: 4 H: 1 LOB: 1 BB: 0 P: 4	R: 0 E: 0 K: 0 S: 3 H: 0 LOB: 3 BB: 3 P: 15	R: 3 E: 0 K: 2 S: 10 H: 3 LOB: 2 BB: 2 P: 18	R: 0 E: 0 K: 0 S: 3 H: 0 LOB: 1 BB: 1 P: 7	R: 1 E: 0 K: 0 S: 5 H: 2 LOB: 2 BB: 1 P: 9	1B: 7 2B: 2 3B: 0 HR: 0	SF: 0 SAC: 2 DP: 0 HBP: 0						

AB	34
R	4
H	9
RBI	4
BB	9
SO	3
LOB	28

WP: 0 PB: 0 SB: 1 CS: 0 PA: 45

PITCHER		IP	WLS	BF	H	R	ER	SO	BB	IBB	HBP	BLK	WP	HR	S	P	ERA	WHIP
Bob Gibson, R ERA: 4.79	(1, 1)	6.0	W	29	5	2	2	1	6	0	0	0	0	0	25	49	3.00	1.833
Ron Bryant, L ERA: 34.71	(7, 1)	0.1		2	1	0	0	1	0	0	0	0	0	0	4	4	0.00	3.000
Greg Terlecky, R ERA: 2.7	(7, 1)	2.0		11	2	2	2	1	3	0	0	0	0	0	10	22	9.00	2.500
Mike Garman, R ERA: 2.12	(9, 1)	0.2	S	3	1	0	0	0	0	0	0	0	0	0	3	3	0.00	1.500

PITCHER	IP	WLS	BF	H	R	ER	SO	BB	IBB	HBP	BLK	WP	HR	S	P	ERA	WHIP

Batter	1	2	3	4	5	6	7	8	9	AB	R	H	RBI	BB	SO	LOB
Lou Brock, L (1, 7) OBP: 0.361, SLG: 0.437	HR 1B	CS 1B		L4		BLK 1B		S 2B		5	1	4	0	0	0	0
Ted Sizemore, R (1, 4) OBP: 0.323, SLG: 0.335	1-H HR	6-3 1-2		G5-4-3 BB		F4 1-2		5-3 2-3		4	1	1	2	1	0	3
Reggie Smith, S (1, 3) OBP: 0.390, SLG: 0.570	4-3		2B 1B BB	G5-4-3 1-2f		P9			WP 2B	4	1	1	0	1	0	2
Ted Simmons, S (1, 2) OBP: 0.380, SLG: 0.498	BB E BB		1B FC5-2 1-3 2B		FC4-6 1B		5-3		F5 2-3	4	0	2	0	1	0	1
Bake McBride, L (1, 8) OBP: 0.300, SLG: 0.338	E4 BB 1-2		FC5-2 S 1B 2-3 3-H		FC4-6 S 2B 1-2f		K		K	4	1	1	1	0	1	2
Dick Billings, R (9, PH)										1	0	0	0	0	1	1
Luis Melendez, R (1, 9) OBP: 0.288, SLG: 0.344	BB 1-2 2-3		5-3 1-2		F8 1-2		1B		BB	3	0	1	0	2	0	3
Ken Reitz, R (1, 5) OBP: 0.305, SLG: 0.348	F4		FC5-2 IBB		2-H 2B		K		5-3	4	0	1	1	1	1	6
Mario Guerrero, R (1, 6) OBP: 0.267, SLG: 0.268	G3		FC5-2 1-2 2-3 3-Hf		K			F4		3	0	0	0	0	1	7
Doug Howard, R (8, PH) OBP: 0.267, SLG: 0.267										1	0	0	0	0	0	0
Mike Barlow, L (8, 1)										0	0	0	0	0	0	0
Ron Reed, R (1, 1) OBP: 0.238, SLG: 0.293		4-3	4-3			F8		K		3	0	0	0	0	0	3
Ken Rudolph, R (8, PH) OBP: 0.167, SLG: 0.167										1	0	0	0	0	1	0
Mike Tyson, R (8, 6) OBP: 0.333, SLG: 0.421										0	0	0	0	0	0	0
Inning Stats	R: 2 E: 1 K: 0 S: 6 H: 2 LOB: 3 BB: 2 P: 14	R: 0 E: 0 K: 0 S: 3 H: 1 LOB: 0 BB: 0 P: 3	R: 1 E: 0 K: 0 S: 5 H: 2 LOB: 3 BB: 2 P: 13	R: 0 E: 0 K: 0 S: 2 H: 0 LOB: 0 BB: 1 P: 6	R: 1 E: 0 K: 1 S: 7 H: 2 LOB: 1 BB: 0 P: 7	R: 0 E: 0 K: 0 S: 4 H: 1 LOB: 1 BB: 0 P: 4	R: 0 E: 0 K: 2 S: 8 H: 1 LOB: 1 BB: 0 P: 8	R: 0 E: 0 K: 1 S: 6 H: 1 LOB: 1 BB: 0 P: 6	R: 0 E: 0 K: 1 S: 6 H: 1 LOB: 2 BB: 1 P: 10	1B: 6 2B: 4 3B: 0 HR: 1 SF: 0 SAC: 0 DP: 1 HBP: 0	WP: 1 PB: 0 SB: 3 CS: 1 PA: 43					

PITCHER		IP	WLS	BF	H	R	ER	SO	BB	IBB	HBP	BLK	WP	HR	S	P	ERA	WHIP
Don Stanhouse, R ERA: 6.94	(1, 1)	3.0		18	5	3	3	0	3	1	0	0	0	1	14	30	9.00	2.667
Dan Warthen, L ERA: 3.44	(4, 1)	6.0	W	25	6	1	1	5	2	0	0	1	1	0	33	41	1.50	1.333

PITCHER	IP	WLS	BF	H	R	ER	SO	BB	IBB	HBP	BLK	WP	HR	S	P	ERA	WHIP

TOP

St. Louis Cardinals @ Montreal Expos

Jarry Park, Montreal, QB

Fri Jun 27 1975, 7:05 PM EDT

Att. 20,089 - Unknown

livebaseballscorecards.com

AB	37
R	4
H	11
RBI	4
BB	6
SO	5
LOB	28

BOTTOM

St. Louis Cardinals @ Montreal Expos

Jarry Park, Montreal, QB

Fri Jun 27 1975, 7:05 PM EDT

Att. 20,089 - Unknown

Batter	1	2	3	4	5	6	7	8	9	AB	R	H	RBI	BB	SO	LOB
Pepe Mangual, R (1, 8) OBP: 0.350, SLG: 0.376	F7		1B 1B 1-3 1B		4-3 S 1B 1B		FC1-6 6-3 S E 1-2f			4	3	2	0	0	0	1
Tim Foli, R (1, 6) OBP: 0.295, SLG: 0.271	G3-6-3 1B		BB 1B 1-2 3-H 1B		4-3 1-3		6-3 1-3			4	0	2	1	0	0	2
Mike Jorgensen, L (1, 3) OBP: 0.354, SLG: 0.378	G3-6-3 1-2f		BB 1-2 2-H 1B		K		E3 3-H			4	0	1	1	0	1	2
Larry Biittner, L (1, 9) OBP: 0.419, SLG: 0.472		4-3 BBB	BB 1-2 2-3		1B 3-H		G3			3	0	1	1	1	0	1
Bob Bailey, R (1, 7) OBP: 0.397, SLG: 0.406 Tony Scott, S (8, 7) OBP: 0.252, SLG: 0.229		K SSS	K SSS		4-3			F8		3 1	0 0	0 0	0 0	0 0	2 0	4 0
Pete Mackanin, R (1, 4) OBP: 0.346, SLG: 0.476	F8			SF9 3B		L6		1-3		4	1	1	0	0	0	0
Larry Parrish, R (1, 5) OBP: 0.284, SLG: 0.388			F7 SSS	K		F9		F8		4	0	0	0	0	1	1
Barry Foote, R (1, 2) OBP: 0.233, SLG: 0.271			6-3	SF9 3-H		6-3				2	0	0	1	0	0	0
Don Stanhouse, R (1, 1) OBP: 0.333, SLG: 0.333 Pat Scanlon, L (3, PH) OBP: 0.300, SLG: 0.358 Dan Warthen, S (4, 1) OBP: 0.125, SLG: 0.125			BBBB 1B 1B BB	1-3			E6 FC1-6			0 0 2	0 1 0	0 0 0	0 0 0	0 1 0	0 0 0	0 0 0
Inning Stats	R: 0 E: 0 K: 0 S: 3 H: 1 LOB: 0 BB: 0 P: 3	R: 0 E: 0 K: 1 S: 5 H: 0 LOB: 0 BB: 0 P: 5	R: 2 E: 0 K: 1 S: 8 H: 3 LOB: 3 BB: 2 P: 16	R: 1 E: 0 K: 1 S: 6 H: 1 LOB: 0 BB: 0 P: 6	R: 1 E: 0 K: 1 S: 7 H: 2 LOB: 1 BB: 0 P: 7	R: 0 E: 0 K: 0 S: 3 H: 0 LOB: 0 BB: 0 P: 3	R: 1 E: 2 K: 0 S: 5 H: 0 LOB: 1 BB: 0 P: 5	R: 0 E: 0 K: 0 S: 3 H: 0 LOB: 0 BB: 0 P: 3		1B: 6 2B: 0 3B: 1 HR: 0 SF: 1 SAC: 0 DP: 1 HBP: 0						

PITCHER	IP	WLS	BF	H	R	ER	SO	BB	IBB	HBP	BLK	WP	HR	S	P	ERA	WHIP
Ron Reed, R (1, 1) ERA: 3.53	7.0	L	31	7	5	4	4	2	0	0	0	0	0	37	45	5.14	1.286
Mike Barlow, R (8, 1) ERA: 7.2	1.0		3	0	0	0	0	0	0	0	0	0	0	3	3	0.00	0.000

PITCHER	IP	WLS	BF	H	R	ER	SO	BB	IBB	HBP	BLK	WP	HR	S	P	ERA	WHIP

livebaseballscorecards.com

AB	31
R	5
H	7
RBI	4
BB	2
SO	4
LOB	11

WP: 0 PB: 0 SB: 2 CS: 0 PA: 34

Batter	1	2	3	4	5	6	7	8	9	10	AB	R	H	RBI	BB	SO	LOB
Luis Melendez, R (1, 8) OBP: 0.295, SLG: 0.346 Bake McBride, L (7, PH) OBP: 0.296, SLG: 0.333 (7, 8)	0-0 E SF7 1B	0-3 K		4-0 FC4-6 BB			0-3 K		0-3 K		2	1	1	0	1	1	1
											2	0	0	0	0	2	0
Mike Tyson, R (1, 4) OBP: 0.338, SLG: 0.419 (9, 6)	0-3 K		0-0 1-4-3 BB 1B	0-0 FC4-6 1-2f			0-0 1B			0-0 4-3	5	0	2	0	0	1	2
Reggie Smith, S (1, 9) OBP: 0.390, SLG: 0.563 (9, 3)	0-0 E4 1-3 1B		4-0 1-4-3 1-2 BB		0-0 F7		0-0 F7			0-3 K	4	0	1	0	1	1	1
Ted Simmons, S (1, 7) OBP: 0.384, SLG: 0.502 (9, 2)	4-0 FC6-4 IBB		0-0 1-4-3 1-2 2-3		0-0 1B 2B		0-0 4-3			0-0 2B 1B 1B	4	2	2	0	1	0	3
Ken Reitz, R (1, 5) OBP: 0.311, SLG: 0.356	0-0 SF7 3-H		4-0 IBB		0-0 2-H 1B			0-0 6-3		0-0 1-3 1B 2B	3	0	2	2	1	0	0
Doug Howard, R (1, 3) OBP: 0.211, SLG: 0.211 Ted Sizemore, R (9, 4) OBP: 0.325, SLG: 0.335	0-0 FC6-4 1-2f		0-0 L5		0-0 6-3			0-0 6-3		4-0 1B IBB	4	0	0	0	0	0	5
											0	0	0	0	1	0	0
Ken Rudolph, R (1, 2) OBP: 0.176, SLG: 0.152 Al Hrabosky, R (9, 1) OBP: 0.400, SLG: 0.250 Ron Fairly, L (10, PH) OBP: 0.425, SLG: 0.420 Mike Barlow, L (10, 1) Mike Garman, R (10, 1)		4-0 FC6-4 BB	0-0 F8			0-0 F8		0-3 K		0-0 1-2 2-H 3-H 1B	3	0	0	0	1	1	3
											0	0	0	0	0	0	0
											1	0	1	1	0	0	0
											0	0	0	0	0	0	0
											0	0	0	0	0	0	0
Mario Guerrero, R (1, 6) OBP: 0.260, SLG: 0.261 Lou Brock, L (9, PH) OBP: 0.359, SLG: 0.435 (9, 7)		0-0 FC6-4 SH2-4 1-2f		0-0 5-3		0-0 6-3			0-0 4-3		3	0	0	0	0	0	1
											1	0	0	0	0	0	0
John Denny, R (1, 1) OBP: 0.091, SLG: 0.091 Willie Davis, L (9, PH) OBP: 0.275, SLG: 0.410 (9, 9)		0-0 SH2-4 1-2		0-0 F9		0-0 F4			0-0 F4		2	0	0	0	0	0	0
											1	0	0	0	0	0	0

Inning Stats																																
	R: 1	E: 1	K: 1	S: 7	H: 2	LOB: 2	BB: 1	P: 11	R: 0	E: 0	K: 1	S: 5	H: 0	LOB: 1	BB: 1	P: 9	R: 0	E: 0	K: 0	S: 4	H: 1	LOB: 3	BB: 2	P: 12	R: 0	E: 0	K: 0	S: 3	H: 0	LOB: 1	BB: 1	P: 7
	R: 1	E: 0	K: 0	S: 4	H: 2	LOB: 0	BB: 0	P: 4	R: 0	E: 0	K: 0	S: 3	H: 0	LOB: 0	BB: 0	P: 3	R: 0	E: 0	K: 1	S: 6	H: 1	LOB: 1	BB: 0	P: 6	R: 0	E: 0	K: 1	S: 5	H: 0	LOB: 0	BB: 0	P: 5
	R: 0	E: 0	K: 1	S: 5	H: 0	LOB: 0	BB: 0	P: 5	R: 1	E: 0	K: 1	S: 7	H: 3	LOB: 2	BB: 1	P: 11																

PITCHER		IP	WLS	BF	H	R	ER	SO	BB	IBB	HBP	BLK	WP	HR	S	P	ERA	WHIP
Fred Scherman, L ERA: 3.59	(1, 1)	6.0		27	5	2	2	2	3	2	0	0	0	0	26	46	3.00	1.333
Donald DeMola, R ERA: 2.4	(7, 1)	4.0	L	16	4	1	1	4	0	1	0	0	0	0	23	27	2.25	1.000

PITCHER	IP	WLS	BF	H	R	ER	SO	BB	IBB	HBP	BLK	WP	HR	S	P	ERA	WHIP

TOP

St. Louis Cardinals @ Montreal Expos

Jarry Park, Montreal, QB

Sat Jun 28 1975, 7:05 PM EDT
Att. 18,640 - Unknown - 79 F

livebaseballscorecards.com

AB	35
R	3
H	9
RBI	3
BB	6
SO	6
LOB	16

1B: 7	2B: 2	3B: 0	HR: 0	SF: 1	SAC: 1	DP: 0	HBP: 0	WP: 0	PB: 0	SB: 0	CS: 0	PA: 43
---	---	---	---	---	---	---	---	---	---	---	---	---

Batter	1	2	3	4	5	6	7	8	9	10	AB	R	H	RBI	BB	SO	LOB
Pepe Mangual, R (1, 8) OBP: 0.348, SLG: 0.376	E5 1B		1B 1B 2B	K		K			F6		5	1	1	0	0	2	3
Tim Foli, R (1, 6) OBP: 0.301, SLG: 0.275	G3 1B 2-3		1B 1B 1B 1B 2-3	BB		FC4-6 1-2f			F9		4	1	2	0	1	0	2
Mike Jorgensen, L (1, 3) OBP: 0.352, SLG: 0.376 Nate Colbert, R (9, PH) OBP: 0.216, SLG: 0.266 (10, 3)	K		1B 1B 1-2 3-H 1B	K2-3			G3		K		4 1	0 0	1 0	1 0	0 0	2 0	4 0
Larry Biittner, L (1, 7) OBP: 0.426, SLG: 0.472	G3 1-2		1B 1-2 2-3 1B	4-3			BB			FC5-6 1B 1B	4	0	2	0	1	0	2
Gary Carter, R (1, 2) OBP: 0.372, SLG: 0.445	5-3		1-2 2-3 3-H 1B	5-3			K			FC5-6 1-2 1B	5	0	2	1	0	1	3
Pat Scanlon, L (1, 5) OBP: 0.284, SLG: 0.337 Larry Parrish, R (10, PR) OBP: 0.284, SLG: 0.388		1-3	K	F4			1-3			FC5-6 G4-3 1-2 2-3f	5 0	0 0	0 0	0 0	0 0	1 0	6 0
Tony Scott, S (1, 9) OBP: 0.250, SLG: 0.245		6-3	F7			3B		G3		G4-3 1-2f	5	0	1	0	0	0	5
Larry Lintz, S (1, 4) OBP: 0.320, SLG: 0.197		4-3		4-3		K		F8			4	0	0	0	0	1	1
Fred Scherman, L (1, 1) OBP: 0.143, SLG: 0.286 Bob Bailey, R (6, PH) OBP: 0.402, SLG: 0.406 Donald DeMola, R (7, 1)			3-1	2B		FC4-6 BB		F8			2 0 1	0 0 0	1 0 0	0 1 0	0 0 0	0 0 0	0 0 0
Inning Stats	R: 0 H: 1 E: 1 LOB: 2 K: 1 BB: 0 S: 7 P: 7	R: 0 H: 0 E: 0 LOB: 0 K: 0 BB: 0 S: 3 P: 3	R: 2 H: 5 E: 0 LOB: 3 K: 1 BB: 0 S: 10 P: 10	R: 0 H: 1 E: 0 LOB: 2 K: 2 BB: 1 S: 8 P: 12	R: 0 H: 0 E: 0 LOB: 0 K: 0 BB: 0 S: 3 P: 3	R: 0 H: 1 E: 0 LOB: 2 K: 2 BB: 1 S: 8 P: 12	R: 0 H: 0 E: 0 LOB: 1 K: 1 BB: 1 S: 5 P: 9	R: 0 H: 0 E: 0 LOB: 0 K: 0 BB: 0 S: 3 P: 3	R: 0 H: 0 E: 0 LOB: 0 K: 1 BB: 0 S: 5 P: 5	R: 0 H: 2 E: 0 LOB: 2 K: 0 BB: 0 S: 4 P: 4	1B: 7 SF: 0 2B: 2 SAC: 0 3B: 1 DP: 1 HR: 0 HBP: 0						

PITCHER		IP	WLS	BF	H	R	ER	SO	BB	IBB	HBP	BLK	WP	HR	S	P	ERA	WHIP
John Denny, R ERA: 3.07	(1, 1)	8.0		36	8	2	2	7	3	0	0	0	0	0	47	59	2.25	1.375
Al Hrabosky, L ERA: 1.85	(9, 1)	1.0	W	3	0	0	0	1	0	0	0	0	0	0	5	5	0.00	0.000
Mike Barlow, R ERA: 7.2	(10, 1)	0.0		2	2	0	0	0	0	0	0	0	0	0	2	2	∞	∞
Mike Garman, R ERA: 2.06	(10, 1)	1.0	S	2	0	0	0	0	0	0	0	0	0	0	2	2	0.00	0.000

PITCHER	IP	WLS	BF	H	R	ER	SO	BB	IBB	HBP	BLK	WP	HR	S	P	ERA	WHIP

BOTTOM

St. Louis Cardinals @ Montreal Expos

Jarry Park, Montreal, QB

Sat Jun 28 1975, 7:05 PM EDT
Att. 18,640 - Unknown - 79 F

livebaseballscorecards.com

AB	40
R	2
H	10
RBI	2
BB	3
SO	8
LOB	26

MONTREAL EXPOS

WP: 0 PA: 43
PB: 0
SB: 0
CS: 0

Batter	1	2	3	4	5	6	7	8	9	AB	R	H	RBI	BB	SO	LOB
Lou Brock, L (1, 7) OBP: 0.361, SLG: 0.436	F6	CS 1B			1B S FC6-2-5 1B		F9			4	0	2	0	0	0	1
Ted Sizemore, R (1, 4) OBP: 0.328, SLG: 0.335	BBBB 1B 1B BB	CS 1-2	E6 G4-6-3		FC6-2-5 1-3 1-3 1B		F4			3	1	1	0	1	0	1
Willie Davis, L (1, 9) OBP: 0.274, SLG: 0.408	1B 1B 1-2 1B	SSS K			1-3 1-2		G3			4	1	1	0	0	1	4
Reggie Smith, S (1, 3) OBP: 0.387, SLG: 0.556	1B 1-3 2-H 1B	G4-6-3 1-2f			FC6-2-5 2-3 3-H			4-3		4	0	1	1	0	0	3
Ted Simmons, S (1, 2) OBP: 0.379, SLG: 0.494	SSS K			1-3	F9			4-3		4	0	0	0	0	1	4
Bake McBride, L (1, 8) OBP: 0.308, SLG: 0.345	1-2 3-H 1B			E8 2B 1B		F7		CS 1B		4	1	3	1	0	0	0
Ken Reitz, R (1, 5) OBP: 0.306, SLG: 0.351	6-3			5-3		4-3		CS 1-2	6-3	4	0	0	0	0	0	3
Mike Tyson, R (1, 6) OBP: 0.333, SLG: 0.424		5-3		2-H 2B		1-3			5-3	4	0	1	1	0	0	0
John Curtis, L (1, 1) OBP: 0.308, SLG: 0.217 Al Hrabosky, R (8, 1) OBP: 0.400, SLG: 0.250 Mike Barlow, L (8, 1) Luis Melendez, R (9, PH) OBP: 0.293, SLG: 0.344		SSS K		SSS K			1B		SSS K	3	0	1	0	0	2	1
										0	0	0	0	0	0	0
										0	0	0	0	0	0	0
										1	0	0	0	0	1	0
Inning Stats	R: 2 E: 0 K: 1 S: 8 H: 3 LOB: 2 BB: 1 P: 12	R: 0 E: 0 K: 1 S: 5 H: 1 LOB: 0 BB: 0 P: 5	R: 0 E: 1 K: 1 S: 5 H: 0 LOB: 0 BB: 0 P: 5	R: 1 E: 1 K: 1 S: 7 H: 2 LOB: 1 BB: 0 P: 7	R: 0 E: 0 K: 0 S: 5 H: 2 LOB: 2 BB: 0 P: 5	R: 0 E: 0 K: 0 S: 3 H: 0 LOB: 0 BB: 0 P: 3	R: 0 E: 0 K: 0 S: 4 H: 1 LOB: 1 BB: 0 P: 4	R: 0 E: 0 K: 0 S: 3 H: 1 LOB: 0 BB: 0 P: 3	R: 0 E: 0 K: 1 S: 5 H: 0 LOB: 0 BB: 0 P: 5	1B: 9 2B: 1 3B: 0 HR: 0	SF: 0 SAC: 0 DP: 1 HBP: 0					

PITCHER	IP	WLS	BF	H	R	ER	SO	BB	IBB	HBP	BLK	WP	HR	S	P	ERA	WHIP
Steve Renko, R (1, 1) ERA: 5.32	9.0	W	36	10	3	3	5	1	0	0	0	0	0	45	49	3.00	1.222

PITCHER	IP	WLS	BF	H	R	ER	SO	BB	IBB	HBP	BLK	WP	HR	S	P	ERA	WHIP

TOP

St. Louis Cardinals @ Montreal Expos

Jarry Park, Montreal, QB

Sun Jun 29 1975, 3:33 AM EDT

Att. 15,258 - Unknown - 79 F

livebaseballscorecards.com

AB	35
R	3
H	10
RBI	3
BB	1
SO	5
LOB	17

WP: 0 PB: 0 SB: 1 CS: 2 PA: 38

Batter	1	2	3	4	5	6	7	8	9	AB	R	H	RBI	BB	SO	LOB
Pepe Mangual, R (1, 8) OBP: 0.342, SLG: 0.369	F8		F8	F8			K	E5 1-2 2-3		5	0	0	0	0	1	5
Tim Foli, R (1, 6) OBP: 0.299, SLG: 0.274	G3 1B		6-3 2-3		6-3		6-3	SF7 3-H		4	0	1	1	0	0	1
Gary Carter, R (1, 9) OBP: 0.373, SLG: 0.444	G3 1-2		1B 3-H		1B			F7 F4		5	0	2	1	0	0	3
Bob Bailey, R (1, 7) OBP: 0.405, SLG: 0.398 Larry Lintz, S (8, PR) OBP: 0.320, SLG: 0.197 Tony Scott, S (9, 7) OBP: 0.250, SLG: 0.245	BB		F2		F7			BB		2 0 0	0 0 0	0 0 0	0 0 0	2 0 0	0 0 0	2 0 0
Barry Foote, R (1, 2) OBP: 0.234, SLG: 0.286	L4			5-3	K			HR 1-H		4	1	1	2	0	1	3
Nate Colbert, R (1, 3) OBP: 0.217, SLG: 0.282		5-3		F8		5-3		HR		4	1	1	1	0	0	0
Pete Mackanin, R (1, 4) OBP: 0.350, SLG: 0.477		L9		1B 1B		1-3		1B 1B		4	2	2	0	0	0	0
Larry Parrish, R (1, 5) OBP: 0.288, SLG: 0.390		F8		1B 1-3		F8		E 1B SF7 1-3		4	1	2	0	0	0	0
Steve Renko, R (1, 1) OBP: 0.300, SLG: 0.316			6-3 1B	1B 1-3 3-H			5-3	E 1-2 3-H		4	1	3	2	0	0	0
Inning Stats	R: 0 E: 0 K: 0 S: 4 H: 1 LOB: 2 BB: 1 P: 8	R: 0 E: 0 K: 0 S: 3 H: 0 LOB: 0 BB: 0 P: 3	R: 1 E: 0 K: 0 S: 5 H: 2 LOB: 1 BB: 0 P: 5	R: 1 E: 0 K: 0 S: 6 H: 3 LOB: 2 BB: 0 P: 6	R: 0 E: 0 K: 1 S: 6 H: 1 LOB: 1 BB: 0 P: 6	R: 0 E: 0 K: 0 S: 3 H: 0 LOB: 0 BB: 0 P: 3	R: 0 E: 0 K: 1 S: 5 H: 0 LOB: 0 BB: 0 P: 5	R: 5 E: 1 K: 0 S: 9 H: 5 LOB: 2 BB: 1 P: 13		1B: 9 2B: 1 3B: 0 HR: 2 SF: 1 SAC: 0 DP: 0 HBP: 0				WP: 0 PB: 0 SB: 0 CS: 0 PA: 39		

BOTTOM

St. Louis Cardinals @ Montreal Expos

Jarry Park, Montreal, QB

Sun Jun 29 1975, 3:33 AM EDT

Att. 15,258 - Unknown - 79 F

livebaseballscorecards.com

AB	36
R	6
H	12
RBI	7
BB	2
SO	2
LOB	14

PITCHER		IP	WLS	BF	H	R	ER	SO	BB	IBB	HBP	BLK	WP	HR	S	P	ERA	WHIP
John Curtis, L ERA: 4.29	(1, 1)	7.1	L	33	9	6	6	2	2	0	0	0	0	2	35	43	7.36	1.500
Al Hrabosky, L ERA: 2.12	(8, 1)	0.0		3	3	0	0	0	0	0	0	0	0	0	3	3	∞	∞
Mike Barlow, R ERA: 6.35	(8, 1)	0.2		3	0	1	0	0	0	0	0	0	0	0	3	3	0.00	0.000

PITCHER	IP	WLS	BF	H	R	ER	SO	BB	IBB	HBP	BLK	WP	HR	S	P	ERA	WHIP

Pittsburgh Pirates @ Montreal Expos

Jarry Park, Montreal, QB

Mon Jun 30 1975, 7:05 PM EDT

Att. 13,134 - Unknown

TOP

livebaseballscorecards.com

Batter	1	2	3	4	5	6	7	8	9	AB	R	H	RBI	BB	SO	LOB
Rennie Stennett, R (1, 4) OBP: 0.305, SLG: 0.375	S S X 0-2 ① F9		X 0-0 ② SF7 3-H		X 0-0 ③ F8		B X 1-0 ③ F3		X 0-0 SF7 BB 1-2 2-3 3-H 1B	4	0	1	2	0	0	3
Ed Kirkpatrick, L (1, 9) OBP: 0.348, SLG: 0.368	B X 1-0 ② 4-3		S X 0-1 ③ 4-1			S X 0-1 ① F8		S B B B S C 3-3 ① K	B B B B 4-0 1-2 2-3 3-H BB	4	0	0	1	1	1	0
Al Oliver, L (1, 8) OBP: 0.296, SLG: 0.431	S B B S T X 2-2 ③ 4-3			X 0-0 ① L6		S X 0-1 1B		S B B S S B X 3-2 E6 1B	S X 0-1 ② SF7 2-3 3-H	4	0	2	1	0	0	0
Willie Stargell, L (1, 3) OBP: 0.358, SLG: 0.522		B B B S S T S X 3-2 G6-4-3 BB 1B		B B S X 2-1 G3-6-3 1B		B X 1-0 ② F9		B S S B S 2-3 ② K	B S X 1-1 ③ F7	5	0	2	0	0	1	4
Richie Hebner, L (1, 5) OBP: 0.364, SLG: 0.487		B B B S S S B 4-2 G6-4-3 1-2 BB		B S S B X 2-2 ② ③ G3-6-3 1-2f		S S S B X 1-2 ③ P5		B S S B S X 2-2 ③ G3		3	0	0	0	1	0	3
Richie Zisk, R (1, 7) OBP: 0.348, SLG: 0.386 Bill Robinson, R (7, 7) OBP: 0.313, SLG: 0.455		B X 1-0 ① ② G6-4-3 1-2f 2-3			B X 1-0 HR		B S B B S B 4-2 FC1-6 BB		B S B S B B 4-2 BB 1B 1B BB	2	1	1	1	1	0	2
										0	1	0	0	1	0	0
Manny Sanguillen, R (1, 2) OBP: 0.400, SLG: 0.427		S S B B X 2-2 ③ 6-3			S B X 1-1 1B		B S S X 1-2 ① FC1-6 1B 1-2f		B X 1-0 1B BB 1-2 BB 1B	4	1	2	0	0	0	2
Frank Taveras, R (1, 6) OBP: 0.262, SLG: 0.246 Bob Robertson, R (9, PH) OBP: 0.317, SLG: 0.400 Mario Mendoza, R (9, 6) OBP: 0.148, SLG: 0.148			S B S X 1-2 ① F9		X 0-0 ① F7		S X 0-1 ② F9		B S S S X 1-2 ① F9	3	0	0	0	0	0	2
										1	0	0	0	0	0	2
										0	0	0	0	0	0	0
Larry Demery, R (1, 1) OBP: 0.308, SLG: 0.417 Dave Giusti, R (8, 1) OBP: 0.286, SLG: 0.167 Kent Tekulve, R (9, 1)			S S X 0-2 SF7 3B		S B B B S M 3-3 ② K		X 0-0 1-2 1B		B B B B 4-0 BB 1B 1-2 2-3 SF7 BB	3	1	2	0	0	1	1
										0	1	0	0	1	0	0
										0	0	0	0	0	0	0

	AB	33
	R	5
	H	10
	RBI	5
	BB	5
	SO	3
	LOB	19

Inning Stats	1	2	3	4	5	6	7	8	9
	R: 0 E: 0 K: 0 S: 8	H: 0 LOB: 0 BB: 0 P: 11	R: 0 E: 0 K: 0 S: 10	H: 1 LOB: 1 BB: 1 P: 20	R: 1 E: 0 K: 0 S: 9	H: 1 LOB: 0 BB: 0 P: 10	R: 0 E: 0 K: 0 S: 6	H: 1 LOB: 0 BB: 0 P: 10	R: 1 E: 0 K: 1 S: 8	H: 2 LOB: 1 BB: 0 P: 13
	R: 0 E: 0 K: 0 S: 8	H: 1 LOB: 1 BB: 0 P: 10	R: 0 E: 0 K: 0 S: 9	H: 1 LOB: 2 BB: 1 P: 15	R: 0 E: 1 K: 2 S: 12	H: 1 LOB: 1 BB: 0 P: 22	R: 3 E: 0 K: 0 S: 11	H: 2 LOB: 2 BB: 3 P: 26		

	1B: 8	SF: 2	WP: 0	PA: 40
	2B: 0	SAC: 0	PB: 0	
	3B: 1	DP: 2	SB: 0	
	HR: 1	HBP: 0	CS: 0	

PITCHER		IP	WLS	BF	H	R	ER	SO	BB	IBB	HBP	BLK	WP	HR	S	P	ERA	WHIP
Dennis Blair, R ERA: 3.12	(1, 1)	7.0	L	28	7	2	2	1	2	0	0	0	0	1	58	89	2.57	1.286
Dan Warthen, L ERA: 4.0	(8, 1)	2.0		12	3	3	3	2	3	0	0	0	0	0	23	48	13.50	3.000

PITCHER	IP	WLS	BF	H	R	ER	SO	BB	IBB	HBP	BLK	WP	HR	S	P	ERA	WHIP

Batter	1	2	3	4	5	6	7	8	9	AB	R	H	RBI	BB	SO	LOB
Pepe Mangual, R (1, 8) OBP: 0.340, SLG: 0.364	F2		BB		F9		CS	K	1-3	4	0	0	0	1	1	2
Tim Foli, R (1, 6) OBP: 0.295, SLG: 0.270	4-3		F2		6-3			6-3		4	0	0	0	0	0	1
Mike Jorgensen, L (1, 3) OBP: 0.354, SLG: 0.382	1B 2B		BB 1B			F7		F7		4	1	2	0	0	0	0
Larry Biittner, L (1, 7) OBP: 0.434, SLG: 0.473	1B BB		1B BB			L7			1B 1B 1B 1B	2	1	1	0	2	0	0
Gary Carter, R (1, 9) OBP: 0.378, SLG: 0.447	1-2 2-H 1B		K			BB			1B 1B WP 1B 1-2	3	1	2	1	1	1	2
Barry Foote, R (1, 2) OBP: 0.234, SLG: 0.286	3-1			P4		F5			WP 1B 1-2 2-3 1B	4	0	1	0	0	0	3
Pete Mackanin, R (1, 4) OBP: 0.347, SLG: 0.470		6-3		F7			5-3		WP 1-2 2-3 3-H 1B	4	0	1	1	0	0	0
Larry Parrish, R (1, 5) OBP: 0.282, SLG: 0.382		6-3		5-3			K		5-3 1-2 2-3 3-H	4	0	0	0	0	1	2
Dennis Blair, R (1, 1) OBP: 0.192, SLG: 0.160		K2-3			K		CS BB		K	2	0	0	0	0	2	0
Pat Scanlon, L (7, PH) OBP: 0.292, SLG: 0.337										0	0	0	0	1	0	0
Larry Lintz, S (7, PR) OBP: 0.320, SLG: 0.197										0	0	0	0	0	0	0
Dan Warthen, S (8, 1) OBP: 0.125, SLG: 0.125										0	0	0	0	0	0	0
Bob Bailey, R (9, PH) OBP: 0.402, SLG: 0.394										1	0	0	0	0	1	2
Inning Stats	R: 1 H: 2 E: 0 LOB: 2 K: 0 BB: 1 S: 16 P: 29		R: 0 H: 0 E: 0 LOB: 0 K: 1 BB: 0 S: 7 P: 10	R: 0 H: 1 E: 0 LOB: 2 K: 1 BB: 2 S: 8 P: 19	R: 0 H: 0 E: 0 LOB: 0 K: 0 BB: 0 S: 3 P: 3	R: 0 H: 0 E: 0 LOB: 0 K: 1 BB: 0 S: 8 P: 12	R: 0 H: 0 E: 0 LOB: 1 K: 0 BB: 1 S: 6 P: 12	R: 0 H: 0 E: 0 LOB: 1 K: 1 BB: 1 S: 5 P: 13	R: 0 H: 0 E: 0 LOB: 0 K: 1 BB: 0 S: 8 P: 10	R: 2 H: 4 E: 0 LOB: 2 K: 1 BB: 0 S: 14 P: 21	1B: 6 SF: 0 2B: 1 SAC: 0 3B: 0 DP: 0 HR: 0 HBP: 0						

PITCHER	IP	WLS	BF	H	R	ER	SO	BB	IBB	HBP	BLK	WP	HR	S	P	ERA	WHIP
Larry Demery, R (1, 1) ERA: 2.0	7.0	W	27	3	1	1	4	5	0	0	0	0	0	53	98	1.29	1.143
Dave Giusti, R (8, 1) ERA: 1.96	1.0		7	4	2	2	1	0	0	0	0	0	0	12	18	18.00	4.000
Kent Tekulve, R (9, 1) ERA:	1.0	S	3	0	0	0	1	0	0	0	0	1	0	10	13	0.00	0.000

PITCHER	IP	WLS	BF	H	R	ER	SO	BB	IBB	HBP	BLK	WP	HR	S	P	ERA	WHIP

BOTTOM

Pittsburgh Pirates @ Montreal Expos

Jarry Park, Montreal, QB

Mon Jun 30 1975, 7:05 PM EDT

Att. 13,134 - Unknown

livebaseballscorecards.com

AB	32
R	3
H	7
RBI	2
BB	5
SO	6
LOB	12

WP: 1 PA: 38
PB: 0
SB: 0
CS: 2

Batter	1	2	3	4	5	6	7	8	9	AB	R	H	RBI	BB	SO	LOB
Rennie Stennett, R (1, 4) OBP: 0.307, SLG: 0.376	F4	3B 1B	G4-6-3 1B		F9		4-3			5	1	2	0	0	0	1
Manny Sanguillen, R (1, 2) OBP: 0.404, SLG: 0.439	BB 1B 1B 1B	1-H SF7 3B	1-2f G4-6-3		2-3 1B SF7 1B		6-3			5	3	3	1	0	0	1
Al Oliver, L (1, 8) OBP: 0.301, SLG: 0.438	1-2 BB 1B 1B	3-H SF7		1B 2B	1-3 3-H FC6-4 1B			K		4	2	3	2	0	1	0
Bob Robertson, R (1, 3) OBP: 0.338, SLG: 0.414	1-2 2-3 1B 2B BB	BB 1B 1B		F8 1B 2-H 1B	3-H SF7			0-3 K		3	2	2	2	1	1	0
Richie Zisk, R (1, 7) OBP: 0.349, SLG: 0.392	K	1B 1-2 BB		L4	1-2f FC6-4			1-0 3B		4	0	1	0	1	1	5
Bill Robinson, R (1, 9) OBP: 0.323, SLG: 0.460	1-3 2-H 3-H 2B 1B	1-2 2-H 1B		1-2 1B		5-3		0-2 6-3		5	1	3	3	0	0	1
Richie Hebner, L (1, 5) OBP: 0.361, SLG: 0.485	1-H 3-H 1B 2B	F7		F8	2-3 F8	F8			4-3	5	0	1	2	0	0	4
Frank Taveras, R (1, 6) OBP: 0.260, SLG: 0.245	2-3 1B	F8		L4		G3			F9	5	0	1	0	0	0	4
John Candelaria, L (1, 1) OBP: 0.143, SLG: 0.143 Kent Tekulve, R (8, 1)	F8		6-3		1B 1B E3		1-3		5-3	4 1	1 0	1 0	0 0	0 0	0 0	2 0
Inning Stats	R: 4 E: 0 K: 1 S: 24 H: 5 LOB: 2 BB: 1 P: 42	R: 3 E: 0 K: 0 S: 17 H: 4 LOB: 2 BB: 1 P: 28	R: 0 E: 0 K: 0 S: 4 H: 1 LOB: 0 BB: 0 P: 6	R: 1 E: 0 K: 0 S: 12 H: 3 LOB: 2 BB: 0 P: 22	R: 2 E: 1 K: 0 S: 11 H: 3 LOB: 1 BB: 0 P: 18	R: 0 E: 0 K: 0 S: 5 H: 0 LOB: 0 BB: 0 P: 7	R: 0 E: 0 K: 0 S: 4 H: 0 LOB: 0 BB: 0 P: 6	R: 0 E: 0 K: 2 S: 13 H: 1 LOB: 1 BB: 0 P: 17	R: 0 E: 0 K: 0 S: 8 H: 0 LOB: 0 BB: 0 P: 13	1B: 13 2B: 2 3B: 2 HR: 0	SF: 2 SAC: 0 DP: 1 HBP: 0						

TOP

Pittsburgh Pirates @ Montreal Expos

Jarry Park, Montreal, QB

Tue Jul 01 1975, 7:05 PM EDT

Att. 15,132 - Unknown

livebaseballscorecards.com

AB	41
R	10
H	17
RBI	10
BB	2
SO	3
LOB	18

WP: 0 PB: 0 SB: 0 CS: 0 PA: 45

PITCHER		IP	WLS	BF	H	R	ER	SO	BB	IBB	HBP	BLK	WP	HR	S	P	ERA	WHIP
Woodie Fryman, L ERA: 3.22	(1, 1)	1.1	L	13	8	7	7	1	1	0	0	0	0	0	31	53	47.25	6.750
Chuck Taylor, R ERA: 4.47	(2, 1)	1.2		7	2	0	0	0	1	0	0	0	0	0	14	23	0.00	1.800
Don Stanhouse, R ERA: 8.31	(4, 1)	1.1		10	6	3	3	0	0	0	0	0	0	0	21	38	20.25	4.500
Dale Murray, R ERA: 5.13	(5, 1)	2.2		8	0	0	0	0	0	0	0	0	0	0	11	15	0.00	0.000
Donald DeMola, R ERA: 2.31	(8, 1)	2.0		7	1	0	0	2	0	0	0	0	0	0	21	30	0.00	0.500

PITCHER	IP	WLS	BF	H	R	ER	SO	BB	IBB	HBP	BLK	WP	HR	S	P	ERA	WHIP

Batter	1	2	3	4	5	6	7	8	9	AB	R	H	RBI	BB	SO	LOB
Pepe Mangual, R (1, 8) OBP: 0.341, SLG: 0.366	S B B B S B 4-2 HR BB		S X 0-1 2B		B S B B S F X 3-2 ③ F7		S B X 1-1 ② F8		X 0-0 ② ③ G5-4-3 1-2f	4	1	1	0	1	0	3
Tim Foli, R (1, 6) OBP: 0.291, SLG: 0.266	S B B X 2-1 ① P2		X 0-0 ② F8			S X 0-1 ① 4-3	X 0-0 ③ F9			4	0	0	0	0	0	3
Gary Carter, R (1, 9) OBP: 0.380, SLG: 0.461	B S B S X 2-2 1-H HR		B S S S S 1-3 ③ K			B S X 1-1 1B 1B		B B S B S S 3-3 ① K		4	1	2	2	0	2	1
Bob Bailey, R (1, 7) OBP: 0.397, SLG: 0.384	S B B B X 3-1 ② 5-3			X 0-0 ① L7		B S S C 1-3 ② K		B B B S B 4-1 WP 1B BB		3	1	0	0	1	1	1
Barry Foote, R (1, 2) OBP: 0.234, SLG: 0.285	B X 1-0 ③ F7			S S F B B F S 2-3 ② K		S X 0-1 1-2 1B		S S B B X 2-2 ② 6-3 1-2		4	0	1	0	0	1	1
Nate Colbert, R (1, 3) OBP: 0.218, SLG: 0.281		S S B C 1-3 ① K		S B S B B S 3-3 ③ K		X 0-0 ③ F9		S X 0-1 FC6 2-H 1B		4	0	1	1	0	2	2
Pete Mackanin, R (1, 4) OBP: 0.345, SLG: 0.463		S B X 1-1 ② L5		B B X 2-0 ① F4		X 0-0 1B WP FC4-6 1B	X 0-0 ③ FC6 1-2f			4	1	1	0	0	0	1
Larry Parrish, R (1, 5) OBP: 0.282, SLG: 0.380		S S B X 1-2 ③ 6-3		S X 0-1 ② 6-3		B B S B S X 3-2 FC4-6 1-3 1B		X 0-0 ① 4-3		4	0	1	0	0	0	0
Woodie Fryman, R (1, 1) OBP: 0.181, SLG: 0.200 Chuck Taylor, R (2, 1) Tony Scott, S (3, PH) OBP: 0.248, SLG: 0.243 Don Stanhouse, R (4, 1) OBP: 0.333, SLG: 0.333 Dale Murray, R (5, 1) Jose Morales, R (7, PH) OBP: 0.364, SLG: 0.500 Donald DeMola, R (8, 1) Larry Bittner, L (9, PH) OBP: 0.438, SLG: 0.477			B X 1-0 ① F8		B B B S B 4-1 BB		X 0-0 ① FC4-6 1-2f 3-H		X 0-0 G5-4-3 1B	0 0 1 0 0 1 0 1	0 0 0 0 0 0 0 0	0 0 0 0 0 1 1 0	0 0 0 0 0 0 1 0	0 0 0 0 0 0 0 0	0 0 0 0 0 0 0 0	0 0 0 0 0 0 1 0
Inning Stats	R: 2 H: 1 E: 0 LOB: 0 K: 0 BB: 1 S: 10 P: 22	R: 0 H: 0 E: 0 LOB: 0 K: 1 BB: 0 S: 8 P: 11	R: 0 H: 1 E: 0 LOB: 1 K: 1 BB: 0 S: 7 P: 9	R: 0 H: 0 E: 0 LOB: 0 K: 2 BB: 0 S: 9 P: 14	R: 0 H: 0 E: 0 LOB: 1 K: 0 BB: 1 S: 8 P: 17	R: 0 H: 2 E: 0 LOB: 2 K: 1 BB: 0 S: 10 P: 12	R: 1 H: 2 E: 0 LOB: 1 K: 0 BB: 0 S: 8 P: 12	R: 1 H: 1 E: 0 LOB: 1 K: 1 BB: 1 S: 10 P: 19	R: 0 H: 1 E: 0 LOB: 0 K: 0 BB: 0 S: 3 P: 3	1B: 6 2B: 1 3B: 0 HR: 1	SF: 0 SAC: 0 DP: 1 HBP: 0			WP: 2 PB: 0 SB: 0 CS: 0	PA: 37	

PITCHER		IP	WLS	BF	H	R	ER	SO	BB	IBB	HBP	BLK	WP	HR	S	P	ERA	WHIP
John Candelaria, L ERA: 3.22	(1, 1)	7.1	W	31	6	4	4	6	3	0	0	0	1	1	64	108	4.91	1.227
Kent Tekulve, R ERA:	(8, 1)	1.2		6	2	0	0	0	0	0	0	0	1	0	9	11	0.00	1.200

PITCHER	IP	WLS	BF	H	R	ER	SO	BB	IBB	HBP	BLK	WP	HR	S	P	ERA	WHIP

BOTTOM

Pittsburgh Pirates @ Montreal Expos

Jarry Park, Montreal, QB

Tue Jul 01 1975, 7:05 PM EDT

Att. 15,132 - Unknown

livebaseballscorecards.com

AB	34
R	4
H	8
RBI	4
BB	3
SO	6
LOB	13

Batter	1	2	3	4	5	6	7	8	9	AB	R	H	RBI	BB	SO	LOB
Rennie Stennett, R (1, 4) OBP: 0.305, SLG: 0.373	F7		6-3 2-3		5-3 2-3		6-3		1B 1-2	5	0	1	0	0	0	2
Richie Hebner, L (1, 5) OBP: 0.358, SLG: 0.479	F7		1B 3-H		4-3		6-3		P3	5	0	1	1	0	0	3
Al Oliver, L (1, 8) OBP: 0.303, SLG: 0.455	HR		F8			5-3		1B 3B	K	5	2	2	1	0	1	3
Willie Stargell, L (1, 3) OBP: 0.355, SLG: 0.520	K			L7		HR 2B		K	K	5	1	1	0	0	3	3
Dave Parker, L (1, 9) OBP: 0.363, SLG: 0.588		L8		FC6-4 1B		2-H HR		1-3		4	1	2	2	0	0	1
Richie Zisk, R (1, 7) OBP: 0.348, SLG: 0.390		F7		FC6-4 FC5-4 1-2f		K		E 3-H 1B		4	0	1	1	0	1	1
Manny Sanguillen, R (1, 2) OBP: 0.401, SLG: 0.436		K		FC5-4 1-2f		1B 1B		E6 1-2		4	0	1	0	0	1	2
Frank Taveras, R (1, 6) OBP: 0.269, SLG: 0.255			6-3 SH1-4 1B 1B		5-3 SH2-3 1B	CS 1-3 1B		5-3		4	1	3	0	0	0	2
Dock Ellis, S (1, 1) OBP: 0.240, SLG: 0.095			SH1-4 1-2		SH2-3 1-2	CS 1-2	K		1B BB	1	0	0	0	1	1	0
Inning Stats	R: 1 H: 1 E: 0 LOB: 0 K: 1 BB: 0 S: 6 P: 6	R: 0 H: 0 E: 0 LOB: 0 K: 1 BB: 0 S: 5 P: 5	R: 1 H: 2 E: 0 LOB: 1 K: 0 BB: 0 S: 5 P: 5	R: 0 H: 1 E: 0 LOB: 1 K: 0 BB: 0 S: 4 P: 4	R: 0 H: 1 E: 0 LOB: 1 K: 0 BB: 0 S: 4 P: 4	R: 2 H: 4 E: 0 LOB: 0 K: 1 BB: 0 S: 8 P: 8	R: 0 H: 0 E: 0 LOB: 0 K: 1 BB: 0 S: 5 P: 5	R: 1 H: 2 E: 1 LOB: 2 K: 1 BB: 0 S: 8 P: 8	R: 0 H: 1 E: 0 LOB: 2 K: 2 BB: 1 S: 8 P: 12	1B: 8 SF: 0 2B: 1 SAC: 2 3B: 1 DP: 0 HR: 2 HBP: 0						

TOP

Pittsburgh Pirates @ Montreal Expos

Jarry Park, Montreal, QB

Thu Jul 03 1975, 3:33 AM EDT

Att. 10,116 - Unknown

livebaseballscorecards.com

AB	37
R	5
H	12
RBI	5
BB	1
SO	7
LOB	17

PITCHER		IP	WLS	BF	H	R	ER	SO	BB	IBB	HBP	BLK	WP	HR	S	P	ERA	WHIP
Steve Rogers, R ERA: 2.58	(1, 1)	7.0	L	29	9	4	4	4	0	0	0	0	0	2	37	37	5.14	1.286
Dan Warthen, L ERA: 4.17	(8, 1)	0.2		3	1	1	1	1	0	0	0	0	0	0	5	5	13.50	1.500
Dale Murray, R ERA: 5.06	(8, 1)	0.1		5	2	0	0	0	1	0	0	0	0	0	4	8	0.00	9.000
Fred Scherman, L ERA: 3.5	(9, 1)	1.0		3	0	0	0	2	0	0	0	0	0	0	7	7	0.00	0.000

PITCHER	IP	WLS	BF	H	R	ER	SO	BB	IBB	HBP	BLK	WP	HR	S	P	ERA	WHIP

BOTTOM

Pittsburgh Pirates @ Montreal Expos

Jarry Park, Montreal, QB

Thu Jul 03 1975, 3:33 AM EDT

Att. 10,116 - Unknown

Batter	1	2	3	4	5	6	7	8	9	AB	R	H	RBI	BB	SO	LOB
Tony Scott, S (1, 9) OBP: 0.256, SLG: 0.252	5-3		1B		2-H S 1B		5-3			4	0	2	1	0	0	0
Tim Foli, R (1, 6) OBP: 0.287, SLG: 0.263	F9		P6		1-2 5-3		4-3			4	0	0	0	0	0	2
Mike Jorgensen, L (1, 3) OBP: 0.357, SLG: 0.379	BB		4-3			BB 1B BB		5-3		2	0	0	0	2	0	1
Larry Biittner, L (1, 7) OBP: 0.433, SLG: 0.470	F7			6-3		1-2 BB 1B		L4		4	0	1	0	0	0	1
Larry Parrish, R (1, 5) OBP: 0.286, SLG: 0.379		1B		F8		F7		HBP		3	0	1	0	0	0	2
Gary Carter, R (1, 2) OBP: 0.378, SLG: 0.455		F8		K		1-2 2-3 BB		L7		3	0	0	0	1	1	2
Pepe Mangual, R (1, 8) OBP: 0.336, SLG: 0.361		F8			1-3	K			L4	4	0	0	0	0	1	4
Pete Mackanin, R (1, 4) OBP: 0.342, SLG: 0.457		P4			1B G3 1B	4-3			K	4	1	1	0	0	1	4
Steve Rogers, R (1, 1) OBP: 0.286, SLG: 0.226 Pat Scanlon, L (7, PH) OBP: 0.280, SLG: 0.333 Dan Warthen, S (8, 1) OBP: 0.125, SLG: 0.125 Dale Murray, R (8, 1) Fred Scherman, L (9, 1) OBP: 0.143, SLG: 0.286 Nate Colbert, R (9, PH) OBP: 0.217, SLG: 0.280			K		G3 1-2		K		K	2 1 0 0 0 1	0 0 0 0 0 0	0 0 0 0 0 0	0 0 0 0 0 0	1 1 0 0 0 1	1 0 0 0 0 0	1 0 0 0 0 0
Inning Stats	R: 0 E: 0 K: 0 S: 3 H: 0 LOB: 1 BB: 1 P: 7	R: 0 E: 0 K: 0 S: 4 H: 1 LOB: 1 BB: 0 P: 4	R: 0 E: 0 K: 1 S: 6 H: 1 LOB: 1 BB: 0 P: 6	R: 0 E: 0 K: 1 S: 5 H: 0 LOB: 0 BB: 0 P: 5	R: 1 E: 0 K: 0 S: 5 H: 2 LOB: 1 BB: 0 P: 5	R: 0 E: 0 K: 1 S: 6 H: 1 LOB: 3 BB: 2 P: 14	R: 0 E: 0 K: 1 S: 5 H: 0 LOB: 0 BB: 0 P: 5	R: 0 E: 0 K: 0 S: 3 H: 0 LOB: 1 BB: 0 P: 4	R: 0 E: 0 K: 2 S: 7 H: 0 LOB: 0 BB: 0 P: 7	1B: 5 2B: 0 3B: 0 HR: 0	SF: 0 SAC: 0 DP: 0 HBP: 1			WP: 0 PB: 0 SB: 1 CS: 0	PA: 36		

PITCHER	IP	WLS	BF	H	R	ER	SO	BB	IBB	HBP	BLK	WP	HR	S	P	ERA	WHIP
Dock Ellis, R (1, 1) ERA: 3.52	9.0	W	36	5	1	1	6	3	0	1	0	0	0	44	57	1.00	0.889

PITCHER	IP	WLS	BF	H	R	ER	SO	BB	IBB	HBP	BLK	WP	HR	S	P	ERA	WHIP

AB	32
R	1
H	5
RBI	1
BB	3
SO	6
LOB	17

livebaseballscorecards.com

Batter	1	2	3	4	5	6	7	8	9	AB	R	H	RBI	BB	SO	LOB
Tony Scott, S (1, 8) OBP: 0.269, SLG: 0.261	CS 1B		F8			2B G4-6-3 1-2 1B	FC6-2 1B IBB		F3	4	2	2	0	1	0	0
Tim Foli, R (1, 6) OBP: 0.286, SLG: 0.265	5-3 1-2		1-3			G4-6-3 1-3 2-H 2B	FC6-2 1B 1-2 2-3 3-Hf		P1	5	0	1	1	0	0	4
Mike Jorgensen, L (1, 3) OBP: 0.361, SLG: 0.381	K			G4-3 1B		G4-6-3 IBB	FC4-6 1B 1-3 2-H 3-H		4-3	4	0	2	2	1	1	0
Larry Biittner, L (1, 7) OBP: 0.422, SLG: 0.457		4-3		G4-3 1-2f		G4-6-3 1-2f 2-3 3-H	FC4-6 1-2f			4	0	0	0	0	0	5
Gary Carter, R (1, 9) OBP: 0.373, SLG: 0.447		1-3			5-3	F9		G3		4	0	0	0	0	0	1
Pete Mackanin, R (1, 4) OBP: 0.353, SLG: 0.462		1B			5-3		1B 1B 1B	BBBB FC6-4 BB		3	1	2	0	1	0	0
Larry Parrish, R (1, 5) OBP: 0.285, SLG: 0.381		5-3			2B		F7	FC6-4 E S 1-2f		4	0	1	0	0	0	3
Barry Foote, R (1, 2) OBP: 0.239, SLG: 0.286			K		6-3		1B FC6-2 1-2 1B	1-3 IBB		3	0	1	0	1	1	1
Steve Renko, R (1, 1) OBP: 0.348, SLG: 0.364			6-3			1B 2B 1B	FC6-2 1-3 2-H 1B	G3		3	2	2	1	0	0	0
Dan Warthen, S (7, 1) OBP: 0.111, SLG: 0.111										1	0	0	0	0	0	2
Inning Stats	R: 0 E: 0 K: 1 S: 5 / H: 1 LOB: 0 BB: 0 P: 5	R: 0 E: 0 K: 0 S: 4 / H: 1 LOB: 1 BB: 0 P: 4	R: 0 E: 0 K: 1 S: 5 / H: 0 LOB: 0 BB: 0 P: 5	R: 0 E: 0 K: 0 S: 3 / H: 1 LOB: 0 BB: 0 P: 3	R: 0 E: 0 K: 0 S: 4 / H: 1 LOB: 1 BB: 0 P: 4	R: 2 E: 0 K: 0 S: 5 / H: 3 LOB: 1 BB: 1 P: 9	R: 3 E: 0 K: 0 S: 7 / H: 4 LOB: 2 BB: 1 P: 11	R: 0 E: 0 K: 0 S: 3 / H: 0 LOB: 2 BB: 2 P: 11	R: 0 E: 0 K: 0 S: 3 / H: 0 LOB: 0 BB: 0 P: 3	1B: 9 2B: 2 3B: 0 HR: 0	SF: 0 SAC: 0 DP: 2 HBP: 0						

PITCHER	IP	WLS	BF	H	R	ER	SO	BB	IBB	HBP	BLK	WP	HR	S	P	ERA	WHIP
John Denny, R (1, 1) ERA: 3.58	6.1	L	27	10	5	5	2	0	1	0	0	0	0	30	34	7.11	1.579
Mike Garman, R (7, 1) ERA: 1.98	0.2		4	1	0	0	0	0	1	0	0	0	0	3	7	0.00	1.500
Mike Barlow, R (8, 1) ERA: 5.4	1.0		5	0	0	0	0	1	1	0	0	0	0	3	11	0.00	1.000
Ron Bryant, L (9, 1) ERA: 24.3	1.0		3	0	0	0	0	0	0	0	0	0	0	3	3	0.00	0.000

PITCHER	IP	WLS	BF	H	R	ER	SO	BB	IBB	HBP	BLK	WP	HR	S	P	ERA	WHIP

TOP

Montreal Expos @ St. Louis Cardinals

Busch Stadium, St. Louis, MO

Fri Jul 04 1975, 7:05 PM CDT

Att. 22,107 - Unknown

livebaseballscorecards.com

AB	35
R	5
H	11
RBI	4
BB	4
SO	2
LOB	16

WP: 0	PA: 39																	
PB: 0																		
SB: 1																		
CS: 1																		

Batter	1	2	3	4	5	6	7	8	9	AB	R	H	RBI	BB	SO	LOB
Lou Brock, L (1, 7) OBP: 0.362, SLG: 0.431	6-3		S 1B		4-3			1B		4	0	2	0	0	0	0
Ted Sizemore, R (1, 4) OBP: 0.324, SLG: 0.333	B5-3		4-3 1-2			F7		F7		4	0	0	0	0	0	2
Willie Davis, L (1, 9) OBP: 0.275, SLG: 0.414	F8			K		F3		4-3		4	0	0	0	0	1	1
Reggie Smith, S (1, 3) OBP: 0.385, SLG: 0.553		F8		HR		F8			K	4	1	1	1	0	1	0
Ted Simmons, S (1, 2) OBP: 0.386, SLG: 0.498		G3 2B		1B			F8		1B	4	0	3	0	0	0	0
Bake McBride, L (1, 8) OBP: 0.315, SLG: 0.342		G3 2-3		L4			B B B B 4-0 S BB		K	3	0	0	0	1	1	3
Ken Reitz, R (1, 5) OBP: 0.306, SLG: 0.346		F7		6-3			F8 1-2		K	4	0	0	0	0	1	4
Mike Tyson, R (1, 6) OBP: 0.319, SLG: 0.393			F7		F7		F3			3	0	0	0	0	0	1
Mike Barlow, L (8, 1)										0	0	0	0	0	0	0
Ron Bryant, S (9, 1)										0	0	0	0	0	0	0
John Denny, R (1, 1) OBP: 0.077, SLG: 0.077			L1		K			5-3		2	0	0	0	0	1	0
Mike Garman, R (7, 1)										0	0	0	0	0	0	0
Mario Guerrero, R (8, 6) OBP: 0.258, SLG: 0.259										1	0	0	0	0	0	0
Inning Stats	R: 0 E: 0 K: 0 S: 3 H: 0 LOB: 0 BB: 0 P: 3	R: 0 E: 0 K: 0 S: 4 H: 1 LOB: 1 BB: 0 P: 4	R: 0 E: 0 K: 0 S: 4 H: 1 LOB: 1 BB: 0 P: 4	R: 1 E: 0 K: 1 S: 7 H: 2 LOB: 1 BB: 0 P: 7	R: 0 E: 0 K: 1 S: 5 H: 0 LOB: 0 BB: 0 P: 5	R: 0 E: 0 K: 0 S: 3 H: 0 LOB: 0 BB: 0 P: 3	R: 0 E: 0 K: 0 S: 3 H: 0 LOB: 1 BB: 1 P: 7	R: 0 E: 0 K: 0 S: 4 H: 1 LOB: 1 BB: 0 P: 4	R: 0 E: 0 K: 3 S: 10 H: 1 LOB: 1 BB: 0 P: 10	1B: 4 2B: 1 3B: 0 HR: 1	SF: 0 SAC: 0 DP: 0 HBP: 0						

PITCHER		IP	WLS	BF	H	R	ER	SO	BB	IBB	HBP	BLK	WP	HR	S	P	ERA	WHIP
Steve Renko, R ERA: 5.02	(1, 1)	6.0	W	22	4	1	1	2	0	0	0	0	0	1	26	26	1.50	0.667
Dan Warthen, L ERA: 3.86	(7, 1)	3.0	S	12	2	0	0	3	1	0	0	0	0	0	17	21	0.00	1.000

PITCHER	IP	WLS	BF	H	R	ER	SO	BB	IBB	HBP	BLK	WP	HR	S	P	ERA	WHIP

BOTTOM

Montreal Expos @ St. Louis Cardinals

Busch Stadium, St. Louis, MO

Fri Jul 04 1975, 7:05 PM CDT

Att. 22,107 - Unknown

livebaseballscorecards.com

AB	33
R	1
H	6
RBI	1
BB	1
SO	5
LOB	11

1B: 4	SF: 0	WP: 0	PA: 34
2B: 1	SAC: 0	PB: 0	
3B: 0	DP: 0	SB: 2	
HR: 1	HBP: 0	CS: 0	

Batter	1	2	3	4	5	6	7	8	9	AB	R	H	RBI	BB	SO	LOB
Tony Scott, S (1, 9) (8, 7) OBP: 0.267, SLG: 0.274	1-3		F6		3B		G3		K	5	1	1	0	0	1	1
Tim Foli, R (1, 6) OBP: 0.284, SLG: 0.264	L6		5-3		S 1B 1B 3-H		K		F4	5	1	1	1	0	1	1
Mike Jorgensen, L (1, 3) OBP: 0.363, SLG: 0.383	4-3		1B		1B 1B 1-H		4-3			4	0	2	1	0	0	0
Larry Biittner, L (1, 7) OBP: 0.418, SLG: 0.451 Barry Foote, R (8, 2) OBP: 0.239, SLG: 0.286		E4 SH1-4 2B	G3		1-2 1B			F8		4 0	1 0	1 0	0 0	0 0	0 0	1 0
Gary Carter, R (1, 2) (8, 9) OBP: 0.369, SLG: 0.442		SH1-4 1-2		F8	K			F7		3	0	0	0	0	1	2
Pepe Mangual, R (1, 8) OBP: 0.335, SLG: 0.359		5-3		2-3		K		1B		4	0	1	0	0	1	1
Pete Mackanin, R (1, 4) OBP: 0.350, SLG: 0.452		2B BB		6-3		F7		F4		3	0	0	0	1	0	1
Larry Parrish, R (1, 5) OBP: 0.293, SLG: 0.393		1-3 2-H 2B			F3	1B			1B 1B	4	0	3	1	0	0	0
Dennis Blair, R (1, 1) OBP: 0.172, SLG: 0.143 Dan Warthen, S (7, 1) OBP: 0.200, SLG: 0.200		K			6-3	F9			1-2 1B	3 1	0 0	0 1	0 0	0 0	1 0	3 0
Inning Stats	R: 0 E: 0 K: 0 S: 3 H: 0 LOB: 0 BB: 0 P: 3	R: 1 E: 1 K: 1 S: 7 H: 1 LOB: 2 BB: 1 P: 11	R: 0 E: 0 K: 0 S: 4 H: 1 LOB: 1 BB: 0 P: 4	R: 0 E: 0 K: 0 S: 3 H: 0 LOB: 0 BB: 0 P: 3	R: 2 E: 0 K: 1 S: 9 H: 4 LOB: 2 BB: 0 P: 9	R: 0 E: 0 K: 1 S: 6 H: 1 LOB: 1 BB: 0 P: 6	R: 0 E: 0 K: 1 S: 5 H: 0 LOB: 0 BB: 0 P: 5	R: 0 E: 0 K: 0 S: 4 H: 1 LOB: 1 BB: 0 P: 4	R: 0 E: 0 K: 1 S: 6 H: 2 LOB: 1 BB: 0 P: 6	1B: 8 2B: 1 3B: 1 HR: 0 SF: 0 SAC: 1 DP: 0 HBP: 0						

TOP

Montreal Expos @ St. Louis Cardinals

Busch Stadium, St. Louis, MO

Sat Jul 05 1975, 7:05 PM CDT

Unknown

livebaseballscorecards.com

AB	36
R	3
H	10
RBI	3
BB	1
SO	5
LOB	10

PITCHER		IP	WLS	BF	H	R	ER	SO	BB	IBB	HBP	BLK	WP	HR	S	P	ERA	WHIP
Bob Forsch, R ERA: 2.61	(1, 1)	7.0	L	30	7	3	2	4	1	0	0	0	0	0	37	41	2.57	1.143
Mike Garman, R ERA: 1.88	(8, 1)	2.0		8	3	0	0	1	0	0	0	0	0	0	10	10	0.00	1.500

PITCHER	IP	WLS	BF	H	R	ER	SO	BB	IBB	HBP	BLK	WP	HR	S	P	ERA	WHIP

Batter	1	2	3	4	5	6	7	8	9	AB	R	H	RBI	BB	SO	LOB
Lou Brock, L (1, 7) OBP: 0.357, SLG: 0.425	1-3		G3 1-2		F6		FC 1B 1-2f		F4	4	0	0	0	0	0	2
Mario Guerrero, R (8, 6) OBP: 0.256, SLG: 0.256										1	0	0	0	0	0	1
Ted Sizemore, R (1, 4) OBP: 0.328, SLG: 0.336	4-3		FC1-6-5 2-3			BBBB 4-0 1B BB BB	FC6-4 1-2 1B		1-2 1B	4	0	2	0	1	0	1
Willie Davis, L (1, 9) OBP: 0.272, SLG: 0.410	G3		F8			SSS 0-3 K	FC6-4 1-2f		SSS 0-3 K	3	0	0	0	0	1	2
Buddy Bradford, R (7, PH) OBP: 0.293, SLG: 0.439										1	0	0	0	0	0	2
Mike Garman, R (8, 1)										0	0	0	0	0	0	0
Doug Howard, R (9, PH) OBP: 0.227, SLG: 0.227										1	0	0	0	0	1	2
Ted Simmons, S (1, 2) OBP: 0.387, SLG: 0.496		1B 1B		F9		BBBB 4-0 1B 1-2 BB		F8		3	0	1	0	1	0	0
Ron Fairly, L (1, 3) OBP: 0.427, SLG: 0.418		BB 1-3 1B		BBBB 4-0 FC6-4 BB		L3		4-3		3	0	1	0	1	0	2
Bake McBride, L (1, 8) OBP: 0.326, SLG: 0.348		BBBB 4-0 G1-6-3 1-2 BB		F5		1-2 2-3 1B		1B		3	0	2	0	1	0	1
Ken Reitz, R (1, 5) OBP: 0.302, SLG: 0.341		F6		FC6-4 1-2f		SSS 0-3 K		F9		4	0	0	0	0	1	8
Mike Tyson, R (1, 6) OBP: 0.313, SLG: 0.384		G1-6-3 1-2f			6-3		FC5-4 1B		SSS 0-3 K	2	0	0	0	0	0	3
Luis Melendez, R (7, PH) OBP: 0.282, SLG: 0.329										2	0	1	0	0	1	0
(8, 7)																
Bob Forsch, R (1, 1) OBP: 0.375, SLG: 0.489			BBBB 4-0 FC1-6-5 G3 BB		F8		FC5-4 FC 1-2f		1B 1B	1	0	0	0	1	0	0
Reggie Smith, S (7, PH) OBP: 0.386, SLG: 0.553										2	0	1	0	0	0	1
(8, 9)																
Inning Stats	R: 0 E: 0 K: 0 S: 3 H: 0 LOB: 0 BB: 0 P: 3	R: 0 E: 0 K: 0 S: 4 H: 2 LOB: 2 BB: 1 P: 8	R: 0 E: 0 K: 0 S: 3 H: 0 LOB: 1 BB: 1 P: 7	R: 0 E: 0 K: 0 S: 3 H: 0 LOB: 1 BB: 1 P: 7	R: 0 E: 0 K: 0 S: 3 H: 0 LOB: 0 BB: 0 P: 3	R: 0 E: 0 K: 2 S: 8 H: 1 LOB: 3 BB: 2 P: 16	R: 0 E: 0 K: 0 S: 5 H: 2 LOB: 2 BB: 0 P: 5	R: 0 E: 0 K: 0 S: 4 H: 1 LOB: 1 BB: 0 P: 4	R: 0 E: 0 K: 2 S: 9 H: 2 LOB: 2 BB: 0 P: 9	1B: 8 2B: 0 3B: 0 HR: 0	SF: 0 SAC: 0 DP: 1 HBP: 0						

PITCHER		IP	WLS	BF	H	R	ER	SO	BB	IBB	HBP	BLK	WP	HR	S	P	ERA	WHIP
Dennis Blair, R ERA: 2.93	(1, 1)	6.0	W	26	4	0	0	2	5	0	0	0	0	0	25	45	0.00	1.500
Dan Warthen, L ERA: 3.59	(7, 1)	3.0	S	13	4	0	0	2	0	0	0	0	0	0	17	17	0.00	1.333

PITCHER	IP	WLS	BF	H	R	ER	SO	BB	IBB	HBP	BLK	WP	HR	S	P	ERA	WHIP

BOTTOM

Montreal Expos @ St. Louis Cardinals

Busch Stadium, St. Louis, MO

Sat Jul 05 1975, 7:05 PM CDT

Unknown

livebaseballscorecards.com

AB	34
R	0
H	8
RBI	0
BB	5
SO	4
LOB	25

Batter	1	2	3	4	5	6	7	8	9	AB	R	H	RBI	BB	SO	LOB
Pepe Mangual, R (1, 8) OBP: 0.335, SLG: 0.359	K		F7			SH1-4			SH3-4 1B	3	0	1	0	0	1	0
Tim Foli, R (1, 6) OBP: 0.282, SLG: 0.261	K			F7		2-3			SH3-4	3	0	0	0	0	1	1
Gary Carter, R (1, 9) OBP: 0.363, SLG: 0.434	5-3			L5			F8		F8	4	0	0	0	0	0	1
Bob Bailey, R (1, 7) OBP: 0.393, SLG: 0.379		F7		K			S 1B		F8	4	0	1	0	0	1	1
Barry Foote, R (1, 2) OBP: 0.236, SLG: 0.281		5-3			K		F8			3	0	0	0	0	1	1
Nate Colbert, R (1, 3) OBP: 0.218, SLG: 0.277		BB			F7		K			2	0	0	0	1	1	1
Pete Mackanin, R (1, 4) OBP: 0.350, SLG: 0.450		K			WP 1B				F8	3	0	1	0	0	1	1
Larry Parrish, R (1, 5) OBP: 0.289, SLG: 0.387			F9		F3 1-2				4-3	3	0	0	0	0	0	1
Woodie Fryman, R (1, 1) OBP: 0.182, SLG: 0.219			G3			PB SH1-4 2-3 1B			4-3	2	0	1	0	0	0	0
Jose Morales, R (8, PH) OBP: 0.356, SLG: 0.488										1	0	0	0	0	0	0
Donald DeMola, R (8, 1)										0	0	0	0	0	0	0

TOP

Montreal Expos @ St. Louis Cardinals

Busch Stadium, St. Louis, MO

Sat Jul 05 1975, 7:05 PM CDT

Att. 35,141 - Unknown

livebaseballscorecards.com

AB	28
R	0
H	4
RBI	0
BB	1
SO	6
LOB	7

Inning Stats	1	2	3	4	5	6	7	8	9
	R: 0 E: 0 K: 2 S: 7	H: 0 LOB: 0 BB: 0 P: 7	R: 0 E: 0 K: 1 S: 5	H: 0 LOB: 1 BB: 1 P: 9	R: 0 E: 0 K: 0 S: 3	H: 0 LOB: 0 BB: 0 P: 3	R: 0 E: 0 K: 1 S: 5	H: 0 LOB: 0 BB: 0 P: 5	R: 0 E: 0 K: 1 S: 6	H: 1 LOB: 1 BB: 0 P: 6	R: 0 E: 0 K: 0 S: 3	H: 1 LOB: 0 BB: 0 P: 3	R: 0 E: 0 K: 1 S: 6	H: 1 LOB: 1 BB: 0 P: 6	R: 0 E: 0 K: 0 S: 3	H: 0 LOB: 0 BB: 0 P: 3	R: 0 E: 0 K: 0 S: 4	H: 1 LOB: 1 BB: 0 P: 4

1B: 4	SF: 0	WP: 1	PA: 31
2B: 1	SAC: 2	PB: 1	
3B: 0	DP: 1	SB: 1	
HR: 0	HBP: 0	CS: 0	

PITCHER	IP	WLS	BF	H	R	ER	SO	BB	IBB	HBP	BLK	WP	HR	S	P	ERA	WHIP
John Curtis, L (1, 1) ERA: 3.9	8.0	W	28	4	0	0	6	1	0	0	0	1	0	39	43	0.00	0.625
Al Hrabosky, L (9, 1) ERA: 1.88	1.0	S	3	0	0	0	0	0	0	0	0	0	0	3	3	0.00	0.000

PITCHER	IP	WLS	BF	H	R	ER	SO	BB	IBB	HBP	BLK	WP	HR	S	P	ERA	WHIP

Batter	1	2	3	4	5	6	7	8	9	AB	R	H	RBI	BB	SO	LOB
Bake McBride, L (1, 8) OBP: 0.318, SLG: 0.340	S S S 0-3 ① K		S S S 0-3 ③ K		S S S 0-3 ③ K		x 0-0 ③ G3			4	0	0	0	0	3	1
Ted Sizemore, R (1, 4) OBP: 0.327, SLG: 0.334	x 0-0 ② F8			x 0-0 2B 1B		x 0-0 ① 1-3		x 0-0 ① 5-3		4	1	1	0	0	0	0
Luis Melendez, R (1, 7) OBP: 0.282, SLG: 0.327	x 0-0 ③ F7			x 0-0 ① F7		x 0-0 BB 1B		x 0-0 ② F7		4	0	1	0	0	0	1
Reggie Smith, S (1, 3) OBP: 0.392, SLG: 0.557 Willie Davis, L (8, PR) OBP: 0.272, SLG: 0.410 Doug Howard, R (9, 3) OBP: 0.227, SLG: 0.227		x 0-0 ① 5-3		x 0-0 1-H 2B		B B B B 4-0 1-2 BB		H 1-0 S HBP		2 0 0	0 0 0	1 0 0	1 0 0	1 0 0	0 0 0	0 0 0
Buddy Bradford, R (1, 9) OBP: 0.314, SLG: 0.441		x 0-0 FC5-4 1B		B B B B 4-0 BB		x 0-0 ② F9		B B B B 4-0 1-2 BB		2	0	1	0	2	0	2
Ken Rudolph, R (1, 2) OBP: 0.171, SLG: 0.150 Ted Simmons, S (8, PH) OBP: 0.386, SLG: 0.495 (9, 2)		x 0-0 ② F9		S S S 0-3 ② K		x 0-0 ③ F9		x 0-0 ③ F8		3 1	0 0	0 0	0 0	0 0	1 0	5 2
Mario Guerrero, R (1, 6) OBP: 0.250, SLG: 0.250		x 0-0 ③ FC5-4 1-2f		x 0-0 ③ F6			x 0-0 ① 5-3			3	0	0	0	0	0	3
Mike Tyson, R (1, 5) OBP: 0.313, SLG: 0.382 Ken Reitz, R (8, 5) OBP: 0.302, SLG: 0.341			S S S 0-3 ① K		x 0-0 ① 4-3		x 0-0 1B			3 0	0 0	1 0	0 0	0 0	1 0	0 0
John Curtis, L (1, 1) OBP: 0.276, SLG: 0.192 Al Hrabosky, R (9, 1) OBP: 0.400, SLG: 0.250			x 0-0 ② 1-3		S S S 0-3 ② K		S S S 0-3 ② K			3 0	0 0	0 0	0 0	0 0	2 0	1 0
Inning Stats	R: 0 E: 0 K: 1 S: 5 H: 0 LOB: 0 BB: 0 P: 5	R: 0 E: 0 K: 0 S: 4 H: 1 LOB: 1 BB: 0 P: 4	R: 0 E: 0 K: 2 S: 7 H: 0 LOB: 0 BB: 0 P: 7	R: 1 E: 0 K: 1 S: 7 H: 2 LOB: 2 BB: 1 P: 11	R: 0 E: 0 K: 2 S: 7 H: 0 LOB: 0 BB: 0 P: 7	R: 0 E: 0 K: 0 S: 4 H: 1 LOB: 2 BB: 1 P: 8	R: 0 E: 0 K: 1 S: 6 H: 1 LOB: 1 BB: 0 P: 6	R: 0 E: 0 K: 0 S: 3 H: 0 LOB: 2 BB: 1 P: 8		1B: 4 2B: 1 3B: 0 HR: 0	SF: 0 SAC: 0 DP: 0 HBP: 1					

PITCHER	IP	WLS	BF	H	R	ER	SO	BB	IBB	HBP	BLK	WP	HR	S	P	ERA	WHIP
Woodie Fryman, L (1, 1) ERA: 3.08	7.0	L	28	5	1	1	7	2	0	0	0	0	0	40	48	1.29	1.000
Donald DeMola, R (8, 1) ERA: 2.26	1.0		5	0	0	0	0	1	0	1	0	0	0	3	8	0.00	1.000

PITCHER	IP	WLS	BF	H	R	ER	SO	BB	IBB	HBP	BLK	WP	HR	S	P	ERA	WHIP

BOTTOM

Montreal Expos @ St. Louis Cardinals

Busch Stadium, St. Louis, MO

Sat Jul 05 1975, 7:05 PM CDT

Att. 35,141 - Unknown

livebaseballscorecards.com

AB	29
R	1
H	5
RBI	1
BB	3
SO	7
LOB	15

Batter	1	2	3	4	5	6	7	8	9	AB	R	H	RBI	BB	SO	LOB
Pepe Mangual, R (1, 8) OBP: 0.336, SLG: 0.363	SH1-3 2B		6-3		K			S HR 1B	K	5	1	2	0	0	2	0
Tim Foli, R (1, 6) OBP: 0.281, SLG: 0.259	SH1-3 2-3		K			CS BB		K 1-2	K	3	0	0	0	1	3	1
Mike Jorgensen, L (1, 3) OBP: 0.360, SLG: 0.392	K			K		F7 1-2		HR 2-H	G3	5	1	1	2	0	2	2
Larry Biittner, L (1, 7) OBP: 0.420, SLG: 0.452	G3			1B 1B		FC6-4 1B		G3		4	0	2	0	0	0	1
Barry Foote, R (1, 2) OBP: 0.241, SLG: 0.286		F7		1-2 1B		FC6-4 1-2f		1B E 1B		4	0	2	0	0	0	1
Tony Scott, S (8, PR) OBP: 0.267, SLG: 0.274										0	1	0	0	0	0	0
Gary Carter, R (1, 9) OBP: 0.365, SLG: 0.440		1B 2B		F9			5-3	E 1-2		4	0	2	0	0	0	2
(8, 2)								1B								
Pete Mackanin, R (1, 4) OBP: 0.353, SLG: 0.451		G6-4-3 2-3 1B		K			K	E9 1-3 2-H 1B		4	0	2	1	0	2	2
Larry Parrish, R (1, 5) OBP: 0.293, SLG: 0.400		G6-4-3 1-2f			F9		HR	IBB		3	1	1	1	1	0	2
Fred Scherman, L (1, 1) OBP: 0.100, SLG: 0.200			4-3		F8		F6	K		3	0	0	0	0	0	0
Chuck Taylor, R (7, 1)										0	0	0	0	0	0	0
Donald DeMola, R (7, 1)										1	0	0	0	0	1	3
Inning Stats	R: 0 H: 1 E: 0 LOB: 1 K: 1 BB: 0 S: 6 P: 6	R: 0 H: 2 E: 0 LOB: 1 K: 0 BB: 0 S: 4 P: 4	R: 0 H: 0 E: 0 LOB: 0 K: 1 BB: 0 S: 5 P: 5	R: 0 H: 2 E: 0 LOB: 2 K: 2 BB: 0 S: 9 P: 9	R: 0 H: 0 E: 0 LOB: 0 K: 1 BB: 0 S: 5 P: 5	R: 0 H: 1 E: 0 LOB: 1 K: 0 BB: 1 S: 3 P: 7	R: 1 H: 1 E: 0 LOB: 0 K: 1 BB: 0 S: 6 P: 6	R: 3 H: 5 E: 1 LOB: 3 K: 2 BB: 1 S: 12 P: 16	R: 0 H: 0 E: 0 LOB: 0 K: 2 BB: 0 S: 7 P: 7	1B: 8 SF: 0 2B: 2 SAC: 1 3B: 0 DP: 1 HR: 2 HBP: 0						

PITCHER		IP	WLS	BF	H	R	ER	SO	BB	IBB	HBP	BLK	WP	HR	S	P	ERA	WHIP
Lynn McGlothen, R ERA: 3.73	(1, 1)	7.2	L	32	10	4	4	7	1	0	0	0	0	2	45	49	4.70	1.435
Mike Garman, R ERA: 1.82	(8, 1)	1.1		7	2	0	0	3	0	1	0	0	0	0	12	16	0.00	1.500

PITCHER	IP	WLS	BF	H	R	ER	SO	BB	IBB	HBP	BLK	WP	HR	S	P	ERA	WHIP

TOP

Montreal Expos @ St. Louis Cardinals

Busch Stadium, St. Louis, MO

Sun Jul 06 1975, 3:33 AM CDT

Att. 23,967 - Unknown

livebaseballscorecards.com

AB	36
R	4
H	12
RBI	4
BB	2
SO	10
LOB	14

WP: 0 PA: 39
PB: 0
SB: 1
CS: 1

Batter	1	2	3	4	5	6	7	8	9	AB	R	H	RBI	BB	SO	LOB
Lou Brock, L (1, 7) OBP: 0.362, SLG: 0.434	0-0 ① 5-3		0-0 SF7 3B	0-0 S 1B			4-0 B B B B S 3B BB		0-0 ② F8	3	2	2	0	1	0	0
Willie Davis, L (8, 9) OBP: 0.271, SLG: 0.408										1	0	0	0	0	0	0
Ted Sizemore, R (1, 4) OBP: 0.322, SLG: 0.329	0-0 ② F9		0-0 ① F3	0-0 ③ F8 1-2			0-0 ② F6 1-2		0-0 ③ 4-3	5	0	0	0	0	0	3
Luis Melendez, R (1, 8) OBP: 0.283, SLG: 0.329	0-0 WP 1B		0-0 ② SF7 3-H		0-0 ① F9		0-0 2-H 1B 3B			2	0	1	1	0	0	0
Ron Fairly, L (7, PH) OBP: 0.432, SLG: 0.446 (8, 7)										1	1	1	1	0	0	0
Ted Simmons, S (1, 2) OBP: 0.390, SLG: 0.496	4-0 1-2 IBB		0-0 1B 1B 1B		0-0 ② F8		0-0 3-H 1B			3	0	2	1	1	0	0
Buddy Bradford, R (1, 9) OBP: 0.315, SLG: 0.437	0-3 ③ K		0-0 1B 1-2 1B		0-0 ③ F4		0-0 ③ F7			3	0	1	0	0	1	2
Bake McBride, L (7, PH) OBP: 0.316, SLG: 0.337 (8, 8)										1	0	0	0	0	0	1
Ken Reitz, R (1, 5) OBP: 0.304, SLG: 0.341		B B B B 4-0 1-3 BB	0-0 FC6 1-2 2-3 1B			0-0 ① F8		0-0 ① 4-3		3	0	1	0	1	0	0
Doug Howard, R (1, 3) OBP: 0.192, SLG: 0.192		0-0 ① F7	0-0 ③ FC6 1-2f			0-0 ② 5-3		0-0 ② 6-3		4	0	0	0	0	0	4
Mike Tyson, R (1, 6) OBP: 0.301, SLG: 0.366		0-0 ② 1-3 1-2		0-0 ① F8		0-0 ③ F9		0-0 ③ F8		4	0	0	0	0	0	1
Lynn McGlothen, L (1, 1) OBP: 0.044, SLG: 0.044		0-0 ③ 4-3		S S S 0-3 ② K			S S S 0-3 ① K		S S S 0-3 ① K	3	0	0	0	0	2	1
Mike Garman, R (8, 1)										0	0	0	0	0	0	0
Reggie Smith, S (9, PH) OBP: 0.390, SLG: 0.555										1	0	0	0	0	1	0
Inning Stats	R: 0 E: 0 K: 1 S: 6 H: 1 LOB: 2 BB: 1 P: 10	R: 0 E: 0 K: 0 S: 3 H: 0 LOB: 1 BB: 1 P: 7	R: 1 E: 0 K: 0 S: 7 H: 4 LOB: 3 BB: 0 P: 7	R: 0 E: 0 K: 1 S: 6 H: 1 LOB: 1 BB: 0 P: 6	R: 0 E: 0 K: 0 S: 3 H: 0 LOB: 0 BB: 0 P: 3	R: 0 E: 0 K: 0 S: 3 H: 0 LOB: 0 BB: 0 P: 3	R: 2 E: 0 K: 1 S: 7 H: 2 LOB: 1 BB: 1 P: 11	R: 0 E: 0 K: 0 S: 3 H: 0 LOB: 0 BB: 0 P: 3	R: 0 E: 0 K: 1 S: 5 H: 0 LOB: 0 BB: 0 P: 5	1B: 6 2B: 0 3B: 2 HR: 0		SF: 1 SAC: 0 DP: 0 HBP: 0		WP: 1 PB: 0 SB: 2 CS: 0		PA: 38	

PITCHER		IP	WLS	BF	H	R	ER	SO	BB	IBB	HBP	BLK	WP	HR	S	P	ERA	WHIP
Fred Scherman, L ERA: 3.42	(1, 1)	6.1		28	6	2	2	3	2	1	0	0	1	0	31	43	2.84	1.263
Chuck Taylor, R ERA: 4.63	(7, 1)	0.1		3	2	1	1	0	0	0	0	0	0	0	3	3	27.00	6.000
Donald DeMola, R ERA: 2.17	(7, 1)	2.1	W	7	0	0	0	1	0	0	0	0	0	0	9	9	0.00	0.000

PITCHER	IP	WLS	BF	H	R	ER	SO	BB	IBB	HBP	BLK	WP	HR	S	P	ERA	WHIP

BOTTOM

Montreal Expos @ St. Louis Cardinals

Busch Stadium, St. Louis, MO

Sun Jul 06 1975, 3:33 AM CDT

Att. 23,967 - Unknown

livebaseballscorecards.com

AB	34
R	3
H	8
RBI	3
BB	3
SO	4
LOB	12

Batter	1	2	3	4	5	6	7	8	9	AB	R	H	RBI	BB	SO	LOB
Pepe Mangual, R (1, 8) OBP: 0.337, SLG: 0.367	S S S 0-3 ① K		B B B S S S 3-3 ① K		X 0-0 ① F8		B X 1-0 FC1-5-6 2B		S X 0-1 1-2 1B	5	0	2	0	0	2	0
Tim Foli, R (1, 6) OBP: 0.280, SLG: 0.261	S S X 0-2 2B		X 0-0 ② L9		B S S B C 2-3 ② K		X 0-0 ① FC1-5-6 FC3-6 2-3		B B B S S S 3-3 ② K	5	0	1	0	0	2	3
Mike Jorgensen, L (1, 3) OBP: 0.357, SLG: 0.388	S B B B S F X 3-2 ② L7		X 0-0 ③ L4		B X 1-0 1B 1B 1B		X 0-0 ② FC3-6 PB 1-2f		X 0-0 ③ 1-3	5	0	1	0	0	0	4
Larry Biittner, L (1, 7) OBP: 0.428, SLG: 0.456	B B B B 4-0 BB			S X 0-1 4-3 BB WP 1B	X 0-0 1B 1-2 1B		S S F B B B F X 3-2 ③ 4-3 1-2			3	1	2	0	1	0	1
Gary Carter, R (1, 2) OBP: 0.364, SLG: 0.437	B X 1-0 ③ P6			X 0-0 ① F3	X 0-0 1B 1-2 2-3 1B			B B S X 2-1 ① 5-3		4	0	1	0	0	0	3
Tony Scott, S (1, 9) OBP: 0.273, SLG: 0.270		B B B S S B 4-2 4-3 CS HBP BB		B B B S B 4-1 WP 4-3 1-2 BB	B B S X 2-1 ③ 4-3			B X 1-0 ② L8		2	0	0	0	2	0	3
Pete Mackanin, R (1, 4) OBP: 0.351, SLG: 0.442		H 1-0 CS 4-3 HBP 1-2		S B B X 2-1 ② 4-3 1-2 2-3	X 0-0 ① P2			S B B S 2-3 ③ K		3	0	0	0	0	1	2
Larry Parrish, R (1, 5) OBP: 0.292, SLG: 0.395		S X 0-1 ① 4-3 1-2 2-3		S B B B B 4-1 S BB 2-3 3-H	S X 0-1 ② F7				X 0-0 ① F4	3	0	0	0	1	0	2
Steve Rogers, R (1, 1) OBP: 0.263, SLG: 0.206 Pat Scanlon, L (9, PH) OBP: 0.296, SLG: 0.341		S B X 1-1 ② ③ 4-3 2-3 3-H		S S B B S 2-3 ③ K 1-2	B X 1-0 ③ 1-3				S B S X 1-2 1B 1B	3 1	0 0	0 1	0 0	0 0	1 0	4 0
Inning Stats	R: 0 H: 1 E: 0 LOB: 2 K: 1 BB: 1 S: 11 P: 19	R: 0 H: 0 E: 0 LOB: 1 K: 0 BB: 1 S: 6 P: 12	R: 0 H: 0 E: 0 LOB: 0 K: 1 BB: 0 S: 5 P: 8	R: 1 H: 1 E: 0 LOB: 2 K: 1 BB: 2 S: 10 P: 22	R: 0 H: 3 E: 0 LOB: 3 K: 1 BB: 0 S: 9 P: 14	R: 0 H: 0 E: 0 LOB: 0 K: 0 BB: 0 S: 4 P: 5	R: 0 H: 1 E: 0 LOB: 1 K: 0 BB: 0 S: 8 P: 12	R: 0 H: 0 E: 0 LOB: 0 K: 1 BB: 0 S: 6 P: 11	R: 0 H: 2 E: 0 LOB: 2 K: 1 BB: 0 S: 10 P: 14	1B: 6 SF: 0 2B: 2 SAC: 0 3B: 0 DP: 0 HR: 0 HBP: 1						

PITCHER	IP	WLS	BF	H	R	ER	SO	BB	IBB	HBP	BLK	WP	HR	S	P	ERA	WHIP
Larry Dierker, R (1, 1) ERA: 4.03	9.0	W	39	8	1	1	6	4	0	1	0	1	0	69	117	1.00	1.333

PITCHER	IP	WLS	BF	H	R	ER	SO	BB	IBB	HBP	BLK	WP	HR	S	P	ERA	WHIP

TOP

Montreal Expos @ Houston Astros

Astrodome, Houston, TX

Mon Jul 07 1975, 8:05 PM EDT

Att. 8,100 - Dome

livebaseballscorecards.com

AB	34
R	1
H	8
RBI	0
BB	4
SO	6
LOB	22

1B: 6	SF: 0	WP: 1	PA: 39
2B: 2	SAC: 0	PB: 1	
3B: 0	DP: 0	SB: 1	
HR: 0	HBP: 1	CS: 2	

Montreal Expos @ Houston Astros

Astrodome, Houston, TX

Mon Jul 07 1975, 8:05 PM EDT

Att. 8,100 - Dome

BOTTOM

Batter	1	2	3	4	5	6	7	8	9	AB	R	H	RBI	BB	SO	LOB
Wilbur Howard, S (1, 8) OBP: 0.373, SLG: 0.456	L6		5-3	1B 2-H 3-H			6-3			4	0	1	2	0	0	0
Greg Gross, L (1, 9) OBP: 0.357, SLG: 0.344	5-3 BB		L6	1-3			4-3			3	0	1	0	1	0	0
Enos Cabell, R (1, 7) OBP: 0.324, SLG: 0.415	5-3 1-2			F8 5-3			K			4	0	0	0	0	1	3
Bob Watson, R (1, 3) OBP: 0.366, SLG: 0.505	6-3			WP 2B	F7			F6		4	1	1	0	0	0	1
Cliff Johnson, R (1, 2) OBP: 0.352, SLG: 0.483		G5-4-3 BB		2B 1-2 PB BB	5-3			K		2	1	0	0	2	1	0
Doug Rader, R (1, 5) OBP: 0.323, SLG: 0.370		G5-4-3 1-2f		PB SH5-3 1-3 2-H 2B	6-3			WP BB		3	1	1	1	1	0	1
Roger Metzger, S (1, 6) OBP: 0.300, SLG: 0.322		BB		SH5-3 PB 1B IBB		G3		3-1 1-2		2	1	0	0	2	0	1
Rob Andrews, R (1, 4) OBP: 0.287, SLG: 0.251		K		SH5-3 1B 1-2 2-3 3-H IBB		4-3				1	0	0	0	0	1	1
Ken Boswell, L (4, PH) OBP: 0.370, SLG: 0.321 (5, 4)										1	1	0	0	1	0	0
Larry Dierker, R (1, 1) OBP: 0.093, SLG: 0.093			6-3	SH5-3 1-2 2-3 3-H		F8				2	0	0	1	0	0	0
Inning Stats	R: 0 E: 0 K: 0 S: 6 H: 0 LOB: 1 BB: 1 P: 10	R: 0 E: 0 K: 1 S: 6 H: 0 LOB: 1 BB: 2 P: 15	R: 0 E: 0 K: 0 S: 9 H: 0 LOB: 0 BB: 0 P: 16	R: 5 E: 0 K: 0 S: 11 H: 4 LOB: 2 BB: 3 P: 27	R: 0 E: 0 K: 0 S: 7 H: 0 LOB: 0 BB: 0 P: 10	R: 0 E: 0 K: 0 S: 5 H: 0 LOB: 0 BB: 0 P: 6	R: 0 E: 0 K: 1 S: 6 H: 0 LOB: 0 BB: 0 P: 7	R: 0 E: 0 K: 1 S: 9 H: 0 LOB: 1 BB: 1 P: 17		1B: 3 2B: 1 3B: 0 HR: 0 SF: 0 SAC: 1 DP: 1 HBP: 0						

livebaseballscorecards.com

AB	26
R	5
H	4
RBI	4
BB	7
SO	3
LOB	7

WP: 2 PB: 1 SB: 0 CS: 0 PA: 34

PITCHER	IP	WLS	BF	H	R	ER	SO	BB	IBB	HBP	BLK	WP	HR	S	P	ERA	WHIP
Steve Rogers, R (1, 1) ERA: 2.79	8.0	L	34	4	5	5	3	5	2	0	0	2	0	59	108	5.62	1.125

Batter	1	2	3	4	5	6	7	8	9	AB	R	H	RBI	BB	SO	LOB
Pepe Mangual, R (1, 8) OBP: 0.336, SLG: 0.363	5-3		G6-4-3 1-2f			4-3			BB 1B	3	0	0	0	1	0	1
Tim Foli, R (1, 6) OBP: 0.277, SLG: 0.257	5-3			F3		L7			F8	4	0	0	0	0	0	1
Gary Carter, R (1, 9) OBP: 0.366, SLG: 0.438	L7			G5-4-3 1B			K		1-2 1B	4	0	2	0	0	1	0
Bob Bailey, R (1, 7) OBP: 0.389, SLG: 0.375		1B		G5-4-3 1-2f			6-3		F8	4	0	1	0	0	0	3
Nate Colbert, R (1, 3) OBP: 0.214, SLG: 0.271		F7			K		K		K	4	0	0	0	0	3	3
Pete Mackanin, R (1, 4) OBP: 0.345, SLG: 0.434		K			G1			K		3	0	0	0	0	2	1
Larry Parrish, R (1, 5) OBP: 0.293, SLG: 0.407		L7			HR			6-3		3	1	1	1	0	0	1
Barry Foote, R (1, 2) OBP: 0.237, SLG: 0.282			E5 G6-4-3		P4			E5		3	0	0	0	0	0	0
Steve Renko, R (1, 1) OBP: 0.320, SLG: 0.333			K			6-3		L6		2	0	0	0	0	1	1
Dan Warthen, S (6, 1) OBP: 0.200, SLG: 0.200										0	0	0	0	0	0	0
Dale Murray, R (7, 1)										0	0	0	0	0	0	0
Jose Morales, R (8, PH) OBP: 0.348, SLG: 0.476										1	0	0	0	0	0	1
Chuck Taylor, R (8, 1)										0	0	0	0	0	0	0
Inning Stats	R: 0 E: 0 K: 0 S: 3 H: 0 LOB: 0 BB: 0 P: 3	R: 0 E: 0 K: 1 S: 6 H: 1 LOB: 1 BB: 0 P: 6	R: 0 E: 1 K: 1 S: 5 H: 0 LOB: 0 BB: 0 P: 5	R: 0 E: 0 K: 0 S: 3 H: 1 LOB: 0 BB: 0 P: 3	R: 1 E: 0 K: 1 S: 6 H: 1 LOB: 0 BB: 0 P: 6	R: 0 E: 0 K: 0 S: 3 H: 0 LOB: 0 BB: 0 P: 3	R: 0 E: 0 K: 2 S: 7 H: 0 LOB: 0 BB: 0 P: 7	R: 0 E: 1 K: 1 S: 6 H: 0 LOB: 1 BB: 0 P: 6	R: 0 E: 0 K: 1 S: 6 H: 1 LOB: 2 BB: 1 P: 10	1B: 3 2B: 0 3B: 0 HR: 1 SF: 0 SAC: 0 DP: 2 HBP: 0						

PITCHER		IP	WLS	BF	H	R	ER	SO	BB	IBB	HBP	BLK	WP	HR	S	P	ERA	WHIP
Dave Roberts, L ERA: 3.86	(1, 1)	9.0	W	32	4	1	1	7	1	0	0	0	0	1	45	49	1.00	0.556

PITCHER	IP	WLS	BF	H	R	ER	SO	BB	IBB	HBP	BLK	WP	HR	S	P	ERA	WHIP

TOP

Montreal Expos @ Houston Astros

Astrodome, Houston, TX

Tue Jul 08 1975, 8:05 PM EDT

Att. 9,542 - Dome

livebaseballscorecards.com

AB	31
R	1
H	4
RBI	1
BB	1
SO	7
LOB	12

PA: 32

WP: 0
PB: 0
SB: 0
CS: 0

Batter	1	2	3	4	5	6	7	8	9	AB	R	H	RBI	BB	SO	LOB
Wilbur Howard, S (1, 7) OBP: 0.375, SLG: 0.452	1B 1B 1B		4-3	L7		S 1-3 1B		F8		5	1	2	0	0	0	2
Greg Gross, L (1, 9) OBP: 0.359, SLG: 0.347	1B 1-2 SF7-2-4 1B		BB 1B		K	6-3 1-2				4	1	2	0	0	1	2
Cesar Cedeno, R (1, 8) OBP: 0.356, SLG: 0.401	K		1-2 BB		5-3		G1-6-3 1B			3	0	1	0	1	1	2
Bob Watson, R (1, 3) OBP: 0.367, SLG: 0.505	SF7-2-4 1-3 2-H 1B		K		WP 1B		G1-6-3 1-2f			4	0	2	1	0	1	3
Milt May, L (1, 2) OBP: 0.294, SLG: 0.310	SF7-2-4 1-2 3-H			2B SF8 BB	F9 1-2		2B			2	1	1	1	1	0	1
Doug Rader, R (1, 5) OBP: 0.322, SLG: 0.365		CS BB	K			F7	K			3	0	0	0	1	2	2
Roger Metzger, S (1, 6) OBP: 0.299, SLG: 0.324		F2	1-3 2B			4-3		1-6-3		4	1	1	0	0	0	1
Rob Andrews, R (1, 4) OBP: 0.281, SLG: 0.247		K 1-2	SF8 3-H			E6 1B		E4 SH1-3		3	1	0	1	0	1	1
Dave Roberts, L (1, 1) OBP: 0.158, SLG: 0.216			K2-3			1B 2-H 1B		SH1-3 1-2		3	0	2	2	0	1	0
Inning Stats	R: 2 E: 0 K: 1 S: 7 H: 3 LOB: 0 BB: 0 P: 7	R: 0 E: 0 K: 1 S: 4 H: 0 LOB: 0 BB: 1 P: 8	R: 0 E: 0 K: 2 S: 8 H: 1 LOB: 2 BB: 1 P: 12	R: 2 E: 0 K: 1 S: 7 H: 2 LOB: 1 BB: 1 P: 11	R: 0 E: 0 K: 1 S: 6 H: 1 LOB: 1 BB: 0 P: 6	R: 1 E: 1 K: 0 S: 6 H: 2 LOB: 2 BB: 0 P: 6	R: 0 E: 0 K: 1 S: 6 H: 2 LOB: 1 BB: 0 P: 6	R: 0 E: 1 K: 0 S: 4 H: 0 LOB: 1 BB: 0 P: 4		1B: 9 2B: 3 3B: 0 HR: 0 SF: 2 SAC: 1 DP: 2 HBP: 0						

PITCHER		IP	WLS	BF	H	R	ER	SO	BB	IBB	HBP	BLK	WP	HR	S	P	ERA	WHIP
Steve Renko, R ERA: 5.11	(1, 1)	5.2	L	27	8	5	4	6	3	0	0	0	1	0	36	48	6.35	1.941
Dan Warthen, L ERA: 3.56	(6, 1)	0.1		2	1	0	0	0	0	0	0	0	0	0	2	2	0.00	3.000
Dale Murray, R ERA: 4.88	(7, 1)	1.0		4	2	0	0	1	0	0	0	0	0	0	6	6	0.00	2.000
Chuck Taylor, R ERA: 4.53	(8, 1)	1.0		4	0	0	0	0	0	0	0	0	0	0	4	4	0.00	0.000

PITCHER	IP	WLS	BF	H	R	ER	SO	BB	IBB	HBP	BLK	WP	HR	S	P	ERA	WHIP

BOTTOM

Montreal Expos @ Houston Astros

Astrodome, Houston, TX

Tue Jul 08 1975, 8:05 PM EDT

Att. 9,542 - Dome

livebaseballscorecards.com

AB	31
R	5
H	11
RBI	5
BB	3
SO	7
LOB	14

WP: 1 PA: 37
PB: 0
SB: 1
CS: 1

Batter	1	2	3	4	5	6	7	8	9	10	AB	R	H	RBI	BB	SO	LOB
Pepe Mangual, R (1, 8) OBP: 0.340, SLG: 0.370	1-1 S 1B 1B	3-1 1-3 2-H 3-H 2B			0-1 HBP 1-2 1B		1-3 ③ K		0-1 ③ 1-3		5	1	3	2	0	1	3
Tony Scott, S (1, 9) OBP: 0.264, SLG: 0.260	1-3 ① K 1-2	1-0 ③ 6-3			2-2 ① F5			2-2 ① F7		2-2 ① 4-3	5	0	0	0	0	1	5
Mike Jorgensen, L (1, 3) OBP: 0.362, SLG: 0.390	1-0 G1-6-3 2-H 1B		2-0 ① 4-3		1-1 1-2 2-3 HBP			1-0 ② F8		1-2 4-3 1B	4	0	2	1	0	0	0
Larry Biittner, L (1, 7) OBP: 0.415, SLG: 0.442	0-1 ② ③ G1-6-3 1-2f		0-0 ② 4-3		1-1 ② ③ G5-2-3 3-Hf			1-1 ③ F9		1-0 ② 4-3 1-2	5	0	0	0	0	0	5
Gary Carter, R (1, 2) OBP: 0.366, SLG: 0.435		1-0 ③ F8 1B 2B 1B	1-0 ③ F4			1-1 ① F4			4-1 FC4-6 BB BB	0-2 ③ 5-3	4	1	1	0	1	0	1
Larry Parrish, R (1, 5) OBP: 0.296, SLG: 0.406		0-0 F8 1-2 2B 1B		0-1 ① 4-3		0-0 ② F8			4-0 FC4-6 1-2 BB		3	1	1	0	1	0	0
Pete Mackanin, R (1, 4) OBP: 0.337, SLG: 0.423		0-2 ① F8 1-2 2-3		0-0 ② F7		0-3 ③ K			1-0 ① FC4-6 BB 1-2f 2-3		4	0	0	0	0	1	4
Tim Foli, R (1, 6) OBP: 0.279, SLG: 0.256		4-0 2B IBB		0-3 ③ K			1-2 ① 1-3		4-0 1-2 BB		2	0	0	0	2	1	0
Dennis Blair, R (1, 1) OBP: 0.182, SLG: 0.156 Donald DeMola, R (9, 1)		0-3 ② K			1-0 HBP 1B G5-2-3 1B		1-3 ② K		0-3 ② K		4 0	0 0	1 0	0 0	3 0	6 0	6 0
Inning Stats	R: 1 E: 0 K: 1 S: 9 H: 2 LOB: 0 BB: 0 P: 12	R: 2 E: 0 K: 1 S: 11 H: 3 LOB: 2 BB: 1 P: 20	R: 0 E: 0 K: 0 S: 3 H: 0 LOB: 0 BB: 0 P: 6	R: 0 E: 0 K: 1 S: 6 H: 0 LOB: 0 BB: 0 P: 6	R: 0 E: 0 K: 0 S: 9 H: 2 LOB: 2 BB: 0 P: 14	R: 0 E: 0 K: 1 S: 6 H: 0 LOB: 0 BB: 0 P: 7	R: 0 E: 0 K: 2 S: 10 H: 0 LOB: 0 BB: 0 P: 13	R: 0 E: 0 K: 0 S: 6 H: 0 LOB: 0 BB: 0 P: 10	R: 0 E: 0 K: 1 S: 8 H: 0 LOB: 3 BB: 3 P: 21	R: 0 E: 0 K: 0 S: 10 H: 1 LOB: 1 BB: 0 P: 14	1B: 7 2B: 1 3B: 0 HR: 0	SF: 0 SAC: 0 DP: 2 HBP: 1						

PITCHER		IP	WLS	BF	H	R	ER	SO	BB	IBB	HBP	BLK	WP	HR	S	P	ERA	WHIP
Ken Forsch, R ERA: 3.43	(1, 1)	8.0		31	7	3	3	6	0	1	1	0	0	0	60	88	3.38	0.875
Mike Stanton, R ERA:	(9, 1)	0.1		4	0	0	0	0	3	0	0	0	0	0	2	15	0.00	9.000
Wayne Granger, R ERA: 2.35	(9, 1)	1.2	W	6	1	0	0	1	0	0	0	0	0	0	16	20	0.00	0.600

PITCHER	IP	WLS	BF	H	R	ER	SO	BB	IBB	HBP	BLK	WP	HR	S	P	ERA	WHIP

TOP

Montreal Expos @ Houston Astros

Astrodome, Houston, TX

Wed Jul 09 1975, 8:05 PM EDT

Att. 9,304 - Dome

livebaseballscorecards.com

AB	36
R	3
H	8
RBI	3
BB	4
SO	7
LOB	24

1B: 7	SF: 0	WP: 0	PA: 41
2B: 1	SAC: 0	PB: 0	
3B: 0	DP: 2	SB: 1	
HR: 0	HBP: 1	CS: 0	

Montreal Expos @ Houston Astros

Astrodome, Houston, TX

Wed Jul 09 1975, 8:05 PM EDT

Att. 9,304 - Dome

livebaseballscorecards.com

BOTTOM

Batter	1	2	3	4	5	6	7	8	9	10	AB	R	H	RBI	BB	SO	LOB
Wilbur Howard, S (1, 7) OBP: 0.387, SLG: 0.466	F6		FC6-4 1-3 2B		1-3			1B FC6-2 1B		SH5-4 1B HBP	4	1	2	0	0	0	0
Greg Gross, L (1, 9) OBP: 0.361, SLG: 0.346	3-1		FC6-4 BB		4-3			FC6-2 1-3 1B		SH5-4 1-2	3	0	1	0	1	0	0
Cesar Cedeno, R (1, 8) OBP: 0.354, SLG: 0.398	F9		FC6-4 S 1-2f 2-3 3-H			6-3		FC6-2 1-2 3-H		1B 2-H	5	0	1	2	0	0	4
Bob Watson, R (1, 3) OBP: 0.363, SLG: 0.498		6-3	F4 1-2			F7		5-3			4	0	0	0	0	0	4
Cliff Johnson, R (1, 2) OBP: 0.349, SLG: 0.473		1B SF8 BB	L7			F8			F6		3	1	0	0	1	0	2
Doug Rader, R (1, 5) OBP: 0.324, SLG: 0.379		SF8 1-3 1B		F8			6-3		HR		4	1	2	1	0	0	0
Roger Metzger, S (1, 6) OBP: 0.301, SLG: 0.325		SF8 1-2 3-H		F9			G4-6-3 1B		BB		2	0	1	1	1	0	0
Rob Andrews, R (1, 4) OBP: 0.279, SLG: 0.244		4-3		G3			G4-6-3 1-2f		F8		2	0	0	0	0	0	1
Ken Boswell, L (7, PH) OBP: 0.363, SLG: 0.313 (8, 4)											2	0	0	0	0	0	2
Ken Forsch, R (1, 1) OBP: 0.133, SLG: 0.071			2B FC6-4 BB		F4			K	K		1	1	0	0	1	0	0
Jose Cruz, L (8, PH) OBP: 0.332, SLG: 0.309											1	0	0	0	0	1	0
Mike Stanton, S (9, 1)											0	0	0	0	0	0	0
Wayne Granger, R (9, 1)											1	0	0	0	0	1	1

	AB	32
	R	4
	H	7
	RBI	4
	BB	4
	SO	2
	LOB	14

Inning Stats	1	2	3	4	5	6	7	8	9	10
	R: 0 E: 0 K: 0 S: 8	H: 0 LOB: 0 BB: 0 P: 12	R: 1 E: 0 K: 0 S: 9	H: 1 LOB: 1 BB: 1 P: 18	R: 1 E: 0 K: 0 S: 12	H: 1 LOB: 2 BB: 2 P: 23	R: 0 E: 0 K: 0 S: 7	H: 0 LOB: 0 BB: 0 P: 8	R: 0 E: 0 K: 0 S: 7	H: 0 LOB: 0 BB: 0 P: 7
	R: 0 E: 0 K: 0 S: 4	H: 0 LOB: 0 BB: 0 P: 8	R: 0 E: 0 K: 0 S: 6	H: 1 LOB: 0 BB: 0 P: 11	R: 0 E: 0 K: 1 S: 13	H: 2 LOB: 2 BB: 0 P: 20	R: 1 E: 0 K: 1 S: 12	H: 1 LOB: 1 BB: 1 P: 19	R: 1 E: 0 K: 0 S: 4	H: 1 LOB: 1 BB: 0 P: 8

	1B: 5	SF: 1
	2B: 1	SAC: 1
	3B: 0	DP: 1
	HR: 1	HBP: 1

	WP: 0	PA: 39
	PB: 0	
	SB: 1	
	CS: 0	

PITCHER		IP	WLS	BF	H	R	ER	SO	BB	IBB	HBP	BLK	WP	HR	S	P	ERA	WHIP
Dennis Blair, R ERA: 2.95	(1, 1)	8.1		34	6	3	3	1	4	0	0	0	0	1	71	117	3.24	1.200
Donald DeMola, R ERA: 2.29	(9, 1)	1.0	L	5	1	1	1	1	0	0	1	0	0	0	11	17	9.00	1.000

PITCHER	IP	WLS	BF	H	R	ER	SO	BB	IBB	HBP	BLK	WP	HR	S	P	ERA	WHIP

Batter	1	2	3	4	5	6	7	8	9	10	AB	R	H	RBI	BB	SO	LOB
Bob Bailey, R (1, 7) OBP: 0.388, SLG: 0.369	1-0 5-3 ①		2-1 5-3 ③			1-0 5-3 HBP		1-1 6-3 ② 2-3		0-0 F9 ③	2	0	0	0	0	0	0
Larry Biittner, L (8, PH) OBP: 0.413, SLG: 0.439 (8, 7)											1	0	0	0	0	0	1
Jose Morales, R (10, PH) OBP: 0.340, SLG: 0.465											1	0	0	0	0	0	2
Dale Murray, R (10, 1)											0	0	0	0	0	0	0
Pepe Mangual, R (1, 8) OBP: 0.339, SLG: 0.367	4-1 CS BB			3-1 F9 ①		1-0 5-3 ② 1-2 2-3		0-0 6-3 ③			3	0	0	0	1	0	3
Mike Jorgensen, L (1, 3) OBP: 0.357, SLG: 0.384	3-2 F7 ②③ 1-2			0-0 4-3 ②		0-3 K ③			0-1 F9 ①		4	0	0	0	0	1	3
Gary Carter, R (1, 9) OBP: 0.365, SLG: 0.436		2-1 F9 ①		3-1 4-3 ③			2-0 4-3 1B 2B		2-0 1-3 ②		4	1	1	0	0	0	0
Barry Foote, R (1, 2) OBP: 0.233, SLG: 0.276		1-1 5-3 ②			1-1 F9 ①		0-0 4-3 ① 2-3		1-0 L8 ③		4	0	0	0	0	0	1
Larry Parrish, R (1, 5) OBP: 0.300, SLG: 0.408		1-2 E7			0-1 4-3 ②		0-1 G5-4-3 1B 3-H			3-1 SH3-4 1B	4	0	2	1	0	0	0
Pete Mackanin, R (1, 4) OBP: 0.331, SLG: 0.416		1-2 5-3 ③			0-0 5-3 ③		1-1 G5-4-3 ②③ 1-2f			0-0 SH3-4 ① 1-2	3	0	0	0	0	0	2
Tim Foli, R (1, 6) OBP: 0.282, SLG: 0.262			2-1 6-3 ①			1-0 5-3 2B		0-1 6-3 SH2-4 1B		1-2 F9 ②	4	0	2	0	0	0	1
Dan Warthen, S (1, 1) OBP: 0.167, SLG: 0.167			0-3 K ②			1-3 K ①		0-0 SH2-4 ① 1-2		4-0 IBB	2	0	0	0	0	2	1
Pat Scanlon, L (10, PH) OBP: 0.296, SLG: 0.341											0	0	0	0	0	0	0
Nate Colbert, R (10, PH) OBP: 0.218, SLG: 0.271											0	0	0	0	1	0	0
Tony Scott, S (10, PR) OBP: 0.264, SLG: 0.260 (10, 7)											0	0	0	0	0	0	0

TOP

Montreal Expos @ Atlanta Braves

Atlanta-Fulton County Stadium, Atlanta, GA

Fri Jul 11 1975, 7:05 PM EDT
Att. 5,010 - Unknown

livebaseballscorecards.com

AB	32
R	1
H	5
RBI	1
BB	2
SO	3
LOB	14

Inning Stats	1	2	3	4	5	6	7	8	9	10	1B: 3	SF: 0	WP: 0	PA: 37
R:	0	0	0	0	0	1	1	0	0	1	2B: 2	SAC: 2	PB: 0	
E:	0	1	0	0	0	0	0	0	0	0	3B: 0	DP: 1	SB: 0	
K:	0	0	1	0	0	2	0	0	0	0	HR: 0	HBP: 1	CS: 1	
S:	5	10	7	5	5	8	6	6	4	7				
H:	0	0	0	0	0	1	2	1	0	1				
LOB:	0	1	0	0	0	2	0	1	0	2				
BB:	1	0	0	0	0	0	0	0	0	1				
P:	13	15	11	11	6	12	9	7	7	15				

PITCHER	IP	WLS	BF	H	R	ER	SO	BB	IBB	HBP	BLK	WP	HR	S	P	ERA	WHIP
Phil Niekro, R (1, 1) ERA: 2.64	7.0		25	3	1	1	3	1	0	1	0	0	0	46	77	1.29	0.571
Elias Sosa, R (8, 1) ERA: 3.19	2.0		7	1	0	0	0	0	0	0	0	0	0	10	14	0.00	0.500
Max Leon, R (10, 1) ERA: 3.69	0.2		3	1	0	0	0	0	0	0	0	0	0	6	10	0.00	1.500
Tom House, L (10, 1) ERA: 3.56	0.1	W	2	0	0	0	0	0	1	0	0	0	0	1	5	0.00	0.000

PITCHER	IP	WLS	BF	H	R	ER	SO	BB	IBB	HBP	BLK	WP	HR	S	P	ERA	WHIP

Batter	1	2	3	4	5	6	7	8	9	10	AB	R	H	RBI	BB	SO	LOB
Ralph Garr, L (1, 7) OBP: 0.319, SLG: 0.372	0-0 1B		S X 0-1 6-3 ②		S X 0-1 4-3 ③			S B S S 1-3 K ①		X 0-0 6-3 ①	5	0	1	0	0	1	1
Marty Perez, R (1, 4) OBP: 0.336, SLG: 0.333	S S B X 1-2 F8 ①		S X 0-1 4-3 ③			X 0-0 1-3 ①		S B S B F B X 3-2 4-3 ②		B S B S F B B 4-2 E 1B 1B BB	4	1	0	0	1	0	1
Darrell Evans, L (1, 5) OBP: 0.343, SLG: 0.375	S B B S B F F X 3-2 1-3 1B			S B S S 1-3 K ①		B S X 1-1 G3 ②		S S F S 0-3 K ③		B B X 2-0 E9 1B 1-3 1B	5	0	2	0	0	2	0
Earl Williams, R (1, 3) OBP: 0.278, SLG: 0.348	B B S S S B S 3-3 K ②			S S S B F F B B 4-2 FC6-4 BB		B B B S X 3-1 FC4-6 1B			S S B 1-3 K ①	B X 1-0 2-3 3-H 1B	4	0	2	1	1	2	2
Dusty Baker Jr., R (1, 9) OBP: 0.325, SLG: 0.394	B B X 2-0 F8 ③			B B S S S X 2-2 FC6-4 E S 1-2f ②		S S B F X 1-2 FC4-6 1-2f ③			X 0-0 E5 E		4	1	0	0	0	0	4
Larvell Blanks, R (1, 6) OBP: 0.344, SLG: 0.349		B B B 4-0 G6-4-3 BB		S S S 1-3 K 1-3 ③			X 0-0 6-3 ①		S S S B B F X 3-2 E7 2-H 1B		3	0	1	1	1	1	1
Vic Correll, R (1, 2) OBP: 0.328, SLG: 0.396		B S B X 2-1 G6-4-3 1-2f ① ②			B B S B X 3-1 L9 ①		B B X 2-0 F5 ②		I I I I 4-0 IBB		3	0	0	0	1	0	1
Rowland Office, L (1, 8) OBP: 0.382, SLG: 0.379 Rod Gilbreath, R (9, PH) OBP: 0.362, SLG: 0.426 Max Leon, R (10, 1) OBP: 0.500, SLG: 0.500 Tom House, L (10, 1)		S X 0-1 4-3 ③			S S B F X 1-2 E6		B S S S B B B 4-2 BB		S S C 0-3 K ②		2	0	0	0	1	0	0
											1	0	0	0	0	1	2
											0	0	0	0	0	0	0
											0	0	0	0	0	0	0
Phil Niekro, R (1, 1) OBP: 0.180, SLG: 0.203 Cito Gaston, R (7, PH) OBP: 0.293, SLG: 0.446 Elias Sosa, R (8, 1) OBP: 0.111, SLG: 0.111 Mike Lum, L (9, PH) OBP: 0.309, SLG: 0.317 (10, 8)			B S S X 1-2 4-3 ①		S S M 0-3 K ②		B X 1-0 F7 ③		B S B B S B S 3-3 K ③		2	0	0	0	0	1	1
											1	0	0	0	0	0	1
											0	0	0	0	0	0	0
											1	0	0	0	0	1	2
Inning Stats	R: 0 H: 2 E: 0 LOB: 2 K: 1 BB: 0 S: 13 P: 22	R: 0 H: 0 E: 0 LOB: 0 K: 0 BB: 1 S: 4 P: 10	R: 0 H: 0 E: 0 LOB: 0 K: 0 BB: 0 S: 7 P: 8	R: 0 H: 0 E: 0 LOB: 1 K: 2 BB: 1 S: 13 P: 21	R: 0 H: 0 E: 1 LOB: 1 K: 1 BB: 0 S: 11 P: 15	R: 0 H: 1 E: 0 LOB: 1 K: 0 BB: 0 S: 9 P: 14	R: 0 H: 0 E: 0 LOB: 1 K: 2 BB: 1 S: 5 P: 12	R: 0 H: 0 E: 0 LOB: 0 K: 2 BB: 0 S: 11 P: 15	R: 1 H: 1 E: 2 LOB: 2 K: 3 BB: 1 S: 14 P: 25	R: 1 H: 2 E: 1 LOB: 2 K: 0 BB: 1 S: 6 P: 13	1B: 6 SF: 0 2B: 0 SAC: 0 3B: 0 DP: 1 HR: 0 HBP: 0						

PITCHER	IP	WLS	BF	H	R	ER	SO	BB	IBB	HBP	BLK	WP	HR	S	P	ERA	WHIP
Dan Warthen, L (1, 1) ERA: 2.94	9.0		36	4	1	0	9	3	1	0	0	0	0	87	142	0.00	0.778
Dale Murray, R (10, 1) ERA: 5.14	0.1	L	4	2	1	1	0	1	0	0	0	0	0	6	13	27.00	9.000

PITCHER	IP	WLS	BF	H	R	ER	SO	BB	IBB	HBP	BLK	WP	HR	S	P	ERA	WHIP

BOTTOM

Montreal Expos @ Atlanta Braves

Atlanta-Fulton County Stadium, Atlanta, GA

Fri Jul 11 1975, 7:05 PM EDT

Att. 5,010 - Unknown

livebaseballscorecards.com

AB	35
R	2
H	6
RBI	2
BB	5
SO	9
LOB	16

1B: 6	SF: 0	WP: 0	PA: 40
2B: 0	SAC: 0	PB: 0	
3B: 0	DP: 1	SB: 1	
HR: 0	HBP: 0	CS: 0	

Montreal Expos @ Atlanta Braves

Atlanta-Fulton County Stadium, Atlanta, GA

Sat Jul 12 1975, 7:05 PM EDT

Unknown

TOP

livebaseballscorecards.com

Batter	1	2	3	4	5	6	7	8	9	AB	R	H	RBI	BB	SO	LOB
Pepe Mangual, R (1, 8) OBP: 0.340, SLG: 0.370	BB, 1B, BB BB	PB 2B			6-3		SF8 3-H		G5-4-3 1-2f	3	1	1	1	1	0	1
Larry Lintz, S (1, 4) OBP: 0.318, SLG: 0.198	BB, BB 5-3 1-2 1B	K 2-3			G1		FC4 1-2f			4	1	1	0	0	1	2
Mike Jorgensen, L (1, 3) OBP: 0.355, SLG: 0.379	5-3, BB 1-2 2-3 BB	F7			F7			F8		3	0	0	0	1	0	2
Larry Biittner, L (1, 7) OBP: 0.409, SLG: 0.434	K		F9			L3		4-3 1B 1B		4	1	1	0	0	1	3
Pat Scanlon, L (1, 5) OBP: 0.294, SLG: 0.330	5-3 1-2 2-3 3-H BB		F2			K		4-3 1-2		3	0	0	1	1	1	1
Gary Carter, R (1, 2) OBP: 0.363, SLG: 0.433	5-3 1-2 2-3 3-H		F9			1-3		2-H 1B		4	0	1	2	0	0	2
Tony Scott, S (1, 9) OBP: 0.264, SLG: 0.254	1-3			G3			SF8 1B BB	K		3	1	0	0	1	1	3
Pepe Frias, R (1, 6) OBP: 0.231, SLG: 0.250 Bob Bailey, R (7, PH) OBP: 0.392, SLG: 0.374 Chuck Taylor, R (7, 1) Jose Morales, R (9, PH) OBP: 0.333, SLG: 0.455		K		F9			FC4 1-3 1B		K	2 1 0 1	0 0 0 0	0 1 0 0	0 0 0 0	0 0 0 0	1 0 0 1	0 0 0 0
Fred Scherman, L (1, 1) OBP: 0.083, SLG: 0.167 Donald DeMola, R (5, 1) Nate Colbert, R (7, PH) OBP: 0.217, SLG: 0.269 Tim Foli, R (7, 6) OBP: 0.284, SLG: 0.265		5-3		5-3			K		G5-4-3 1B	2 0 1 1	0 0 0 0	0 0 0 1	0 0 0 0	0 0 0 0	0 0 1 0	0 0 2 0
Inning Stats	R: 2 E: 0 K: 1 S: 10 H: 1 LOB: 2 BB: 3 P: 23	R: 0 E: 0 K: 2 S: 14 H: 1 LOB: 2 BB: 0 P: 20	R: 0 E: 0 K: 0 S: 7 H: 0 LOB: 0 BB: 0 P: 7	R: 0 E: 0 K: 0 S: 5 H: 0 LOB: 0 BB: 0 P: 5	R: 0 E: 0 K: 0 S: 5 H: 0 LOB: 0 BB: 0 P: 8	R: 0 E: 0 K: 1 S: 7 H: 0 LOB: 0 BB: 0 P: 11	R: 1 E: 0 K: 1 S: 11 H: 1 LOB: 1 BB: 1 P: 19	R: 1 E: 0 K: 1 S: 10 H: 2 LOB: 1 BB: 0 P: 15	R: 0 E: 0 K: 1 S: 7 H: 1 LOB: 0 BB: 0 P: 8	1B: 5 2B: 1 3B: 0 HR: 0 SF: 1 SAC: 0 DP: 1 HBP: 0						

	AB	32
	R	4
	H	6
	RBI	4
	BB	4
	SO	7
	LOB	16

WP: 0 PB: 1 SB: 0 CS: 0 PA: 37

PITCHER	IP	WLS	BF	H	R	ER	SO	BB	IBB	HBP	BLK	WP	HR	S	P	ERA	WHIP
Carl Morton, R (1, 1) ERA: 3.74	9.0	W	37	6	4	4	7	4	0	0	0	0	0	76	116	4.00	1.111

PITCHER	IP	WLS	BF	H	R	ER	SO	BB	IBB	HBP	BLK	WP	HR	S	P	ERA	WHIP

Montreal Expos @ Atlanta Braves

Atlanta-Fulton County Stadium, Atlanta, GA

Sat Jul 12 1975, 7:05 PM EDT

Unknown

BOTTOM

Batter	1	2	3	4	5	6	7	8	9	AB	R	H	RBI	BB	SO	LOB
Ralph Garr, L (1, 7) OBP: 0.320, SLG: 0.372	0-2 ① 1-3		0-0 ② 4-3		1-0 ① F7 2-3	1-1 1B SF7 1-2 3-H 1B		0-1 1B 1B		5	1	2	1	0	0	1
Marty Perez, R (1, 4) OBP: 0.343, SLG: 0.339	2-3 ② K		4-2 BB		3-2 S HR 3-H 1B	0-1 SF7 1-3 2-H 1B		1-0 1-2 1B		4	1	3	2	1	1	0
Darrell Evans, L (1, 5) OBP: 0.341, SLG: 0.383	3-1 HR		3-3 ③ K		0-0 ② F7	1-1 ② SF7 1-2 3-H		0-0 ③ L8		4	1	1	2	0	1	4
Earl Williams, R (1, 3) OBP: 0.282, SLG: 0.364	2-1 HR			3-3 ① K	4-1 HR 1-2 BB	1-0 ③ F4				3	2	1	1	1	1	1
Dusty Baker Jr., R (1, 9) OBP: 0.327, SLG: 0.412	1-3 ③ K			0-0 3B	0-1 1-H 2-H HR		1-2 ① F9			4	1	2	3	0	1	0
Larvell Blanks, R (1, 6) OBP: 0.340, SLG: 0.344		1-0 ① 6-3		1-0 ② L3	0-3 ③ K		0-0 ② F8			4	0	0	0	0	1	1
Vic Correll, R (1, 2) OBP: 0.331, SLG: 0.392		2-3 ② K		4-0 FC4 IBB		4-2 FC5-4 1B 1B BB	3-1 ③ 1-3			2	1	0	0	2	1	0
Rowland Office, L (1, 8) OBP: 0.379, SLG: 0.375		1-1 ③ 2-3		0-1 ③ FC4 1-2f		1-2 FC5-4 1B		0-0 ① 3-1		4	0	1	0	0	0	2
Carl Morton, R (1, 1) OBP: 0.250, SLG: 0.245			2-3 ① K		1-1 WP 1B 2B	2-1 ① FC5-4 1B 1-2f 2-3 1B		2-1 ② 5-3		4	2	1	0	0	1	2

Inning Stats	1	2	3	4	5	6	7	8	9
	R: 2 E: 0 K: 2 S: 13 H: 2 LOB: 0 BB: 0 P: 21	R: 0 E: 0 K: 1 S: 6 H: 0 LOB: 0 BB: 0 P: 10	R: 0 E: 0 K: 2 S: 9 H: 0 LOB: 1 BB: 1 P: 18	R: 0 E: 0 K: 1 S: 7 H: 1 LOB: 2 BB: 1 P: 15	R: 4 E: 0 K: 1 S: 14 H: 3 LOB: 0 BB: 1 P: 23	R: 3 E: 0 K: 0 S: 17 H: 3 LOB: 1 BB: 1 P: 27	R: 0 E: 0 K: 0 S: 6 H: 0 LOB: 0 BB: 0 P: 10	R: 0 E: 0 K: 0 S: 7 H: 2 LOB: 2 BB: 0 P: 10	

1B: 6 SF: 1
2B: 1 SAC: 0
3B: 1 DP: 0
HR: 3 HBP: 0

WP: 1 PA: 39
PB: 0
SB: 1
CS: 0

livebaseballscorecards.com

	AB	34
	R	9
	H	11
	RBI	9
	BB	4
	SO	7
	LOB	11

PITCHER		IP	WLS	BF	H	R	ER	SO	BB	IBB	HBP	BLK	WP	HR	S	P	ERA	WHIP
Fred Scherman, L ERA: 3.79	(1, 1)	4.2	L	21	5	4	4	6	1	1	0	0	1	2	43	77	7.71	1.286
Donald DeMola, R ERA: 3.04	(5, 1)	1.1		10	4	5	5	1	2	0	0	0	0	1	23	37	33.75	4.500
Chuck Taylor, R ERA: 4.34	(7, 1)	2.0		8	2	0	0	0	0	0	0	0	0	0	13	20	0.00	1.000

PITCHER	IP	WLS	BF	H	R	ER	SO	BB	IBB	HBP	BLK	WP	HR	S	P	ERA	WHIP

Montreal Expos @ Atlanta Braves

Atlanta-Fulton County Stadium, Atlanta, GA

Sat Jul 12 1975, 7:05 PM EDT

Att. 25,246 - Unknown

TOP

livebaseballscorecards.com

Batter	1	2	3	4	5	6	7	8	9	AB	R	H	RBI	BB	SO	LOB
Pepe Mangual, R (1, 8) OBP: 0.338, SLG: 0.367	0-2 4-3		0-1 F7		2-3 K		2-2 SH3-4 SF9 1B 1-2	0-1 6-3		5	1	1	0	0	1	2
Tim Foli, R (1, 6) OBP: 0.284, SLG: 0.268	0-1 HR 2B		0-0 1-3			0-0 6-3	0-1 SH3-4 1-2 2-3		0-0 4-3	4	1	1	0	0	0	0
Gary Carter, R (1, 9) OBP: 0.370, SLG: 0.458	2-2 HR 2-H			1-3 K		1-0 HR	4-0 2B SF9 IBB		4-1 WP BB	3	2	2	3	2	1	0
Bob Bailey, R (1, 7) OBP: 0.386, SLG: 0.370 Tony Scott, S (9, 7) OBP: 0.264, SLG: 0.254	1-1 6-3			0-0 1-3		2-1 HBP 1B 1B	1-2 SF9 1-2 2-H 3-H		2-2 F8 1-2	4	1	1	2	0	0	1
										0	0	0	0	0	0	0
Nate Colbert, R (1, 3) OBP: 0.221, SLG: 0.274	2-2 1-3			2-3 K		2-2 1B HBP 1-2	0-2 2B 2-3		2-3 K	4	0	1	0	0	2	1
Larry Parrish, R (1, 5) OBP: 0.303, SLG: 0.413		0-0 F3			0-0 1B 2B	1-2 FC6-4 1B 1-2 2-H	1-2 6-3			4	1	2	1	0	0	2
Pete Mackanin, R (1, 4) OBP: 0.330, SLG: 0.412		0-3 K			0-0 S 1B 2-H	0-2 F8		1-1 F5		4	0	1	1	0	1	2
Barry Foote, R (1, 2) OBP: 0.229, SLG: 0.271		2-2 F7			3-2 F7 1-3	0-0 FC6-4 1-2f		1-1 F8		4	0	0	0	0	0	3
Woodie Fryman, R (1, 1) OBP: 0.216, SLG: 0.250			1-3 K		2-3 K		0-1 SH3-4 1B SF9 1B	0-0 1B		4	1	2	0	0	2	1
Inning Stats	R: 2 H: 2 E: 0 LOB: 0 K: 0 BB: 0 S: 13 P: 18	R: 0 H: 0 E: 0 LOB: 0 K: 1 BB: 0 S: 12 P: 14	R: 0 H: 0 E: 0 LOB: 0 K: 1 BB: 0 S: 6 P: 7	R: 0 H: 0 E: 0 LOB: 0 K: 2 BB: 0 S: 7 P: 10	R: 1 H: 2 E: 0 LOB: 1 K: 2 BB: 0 S: 13 P: 20	R: 2 H: 3 E: 0 LOB: 2 K: 0 BB: 0 S: 15 P: 21	R: 2 H: 3 E: 0 LOB: 2 K: 0 BB: 1 S: 16 P: 24	R: 0 H: 1 E: 0 LOB: 1 K: 0 BB: 0 S: 7 P: 9	R: 0 H: 0 E: 0 LOB: 1 K: 1 BB: 1 S: 8 P: 16	1B: 6 SF: 1 2B: 3 SAC: 1 3B: 0 DP: 0 HR: 2 HBP: 1						

	AB	36
	R	7
	H	11
	RBI	7
	BB	2
	SO	7
	LOB	12

WP: 1 PA: 41
PB: 0
SB: 2
CS: 0

PITCHER		IP	WLS	BF	H	R	ER	SO	BB	IBB	HBP	BLK	WP	HR	S	P	ERA	WHIP
Jamie Easterly, L ERA: 6.26	(1, 1)	1.0	L	5	2	2	2	0	0	0	0	0	0	1	13	18	18.00	2.000
Max Leon, R ERA: 3.58	(2, 1)	4.0		14	2	1	1	6	0	0	0	0	0	0	38	51	2.25	0.500
Mike Beard, L ERA: 2.84	(6, 1)	0.1		5	3	2	2	0	0	0	1	0	0	1	11	17	54.00	9.000
Ray Sadecki, L ERA: 4.3	(6, 1)	1.2		9	3	2	2	0	0	1	0	0	0	0	20	28	10.80	1.800
Elias Sosa, R ERA: 3.06	(8, 1)	2.0		8	1	0	0	1	1	0	0	0	1	0	15	25	0.00	1.000

PITCHER	IP	WLS	BF	H	R	ER	SO	BB	IBB	HBP	BLK	WP	HR	S	P	ERA	WHIP

Montreal Expos @ Atlanta Braves

Atlanta-Fulton County Stadium, Atlanta, GA

Sat Jul 12 1975, 7:05 PM EDT

Att. 25,246 - Unknown

livebaseballscorecards.com

BOTTOM

Batter	1	2	3	4	5	6	7	8	9	AB	R	H	RBI	BB	SO	LOB
Ralph Garr, L (1, 7) OBP: 0.324, SLG: 0.372	CS BB		BB		1B		K ②		6-3 ③	3	0	1	0	2	1	3
Marty Perez, R (1, 4) OBP: 0.342, SLG: 0.338	1-2 1B		K ③		L9 ③		F7 ③			4	0	1	0	0	1	4
Darrell Evans, L (1, 5) OBP: 0.346, SLG: 0.383	F5 ③			1B E BB		WP 1B BB		G6-4-3 1B		2	2	1	0	2	0	0
Earl Williams, R (1, 3) OBP: 0.286, SLG: 0.367		1B		L8 ①		G6-4-3 1-H 1B		G6-4-3 ①② 1-2f		4	0	2	1	0	0	2
Dusty Baker Jr., R (1, 9) OBP: 0.327, SLG: 0.412 Mike Lum, L (7, 9) OBP: 0.307, SLG: 0.316	F4 ①		FC6-4 1-2 1B		F7 ①			K ③		3 1	0 0	1 0	0 0	0 0	0 1	2 0
Larvell Blanks, R (1, 6) OBP: 0.338, SLG: 0.353	K ②		FC6-4 ② 1-2f 2-H		G6-4-3 ②③ 1-2f				HR	4	1	1	1	0	1	3
Biff Pocoroba, S (1, 2) OBP: 0.364, SLG: 0.347	F3 ③		F6 ③				K ①		F7 ①	4	0	0	0	0	1	2
Rowland Office, L (1, 8) OBP: 0.382, SLG: 0.386		K ①			K ①		1B		2B	4	0	2	0	0	2	0
Jamie Easterly, L (1, 1) Max Leon, R (2, 1) OBP: 0.429, SLG: 0.429 Rod Gilbreath, R (5, PH) OBP: 0.357, SLG: 0.419 Mike Beard, L (6, 1) Ray Sadecki, L (6, 1) OBP: 0.125, SLG: 0.250 Ed Goodson, L (7, PH) OBP: 0.245, SLG: 0.276 Elias Sosa, R (8, 1) OBP: 0.111, SLG: 0.111 Cito Gaston, R (9, PH) OBP: 0.289, SLG: 0.440			K ②		F6 ②		1-3 1B		K ②	0 1 1 0 0 0 1 0 1	0 0 0 0 0 0 0 0 0	0 0 0 0 0 0 1 0 1	0 0 0 0 0 0 0 0 0	0 1 0 0 0 0 0 0 0	0 0 0 0 0 0 0 0 0	0 0 0 0 0 0 0 0 1
Inning Stats	R: 0 E: 0 K: 0 S: 14 H: 1 LOB: 0 BB: 1 P: 23	R: 0 E: 0 K: 1 S: 11 H: 1 LOB: 1 BB: 0 P: 16	R: 0 E: 0 K: 3 S: 11 H: 0 LOB: 1 BB: 1 P: 18	R: 1 E: 1 K: 0 S: 10 H: 1 LOB: 1 BB: 1 P: 16	R: 0 E: 0 K: 1 S: 14 H: 1 LOB: 1 BB: 0 P: 22	R: 1 E: 0 K: 0 S: 11 H: 1 LOB: 0 BB: 1 P: 18	R: 0 E: 0 K: 2 S: 13 H: 2 LOB: 2 BB: 0 P: 19	R: 0 E: 0 K: 1 S: 5 H: 1 LOB: 0 BB: 0 P: 10	R: 1 E: 0 K: 1 S: 15 H: 2 LOB: 1 BB: 0 P: 22	1B: 8 2B: 1 3B: 0 HR: 1 SF: 0 SAC: 0 DP: 2 HBP: 0	WP: 1 PB: 0 SB: 0 CS: 1 PA: 37					

PITCHER	IP	WLS	BF	H	R	ER	SO	BB	IBB	HBP	BLK	WP	HR	S	P	ERA	WHIP
Woodie Fryman, L (1, 1) ERA: 2.99	9.0	W	37	10	3	2	9	4	0	0	0	1	1	104	164	2.00	1.556

PITCHER	IP	WLS	BF	H	R	ER	SO	BB	IBB	HBP	BLK	WP	HR	S	P	ERA	WHIP

AB	33
R	3
H	10
RBI	2
BB	4
SO	9
LOB	17

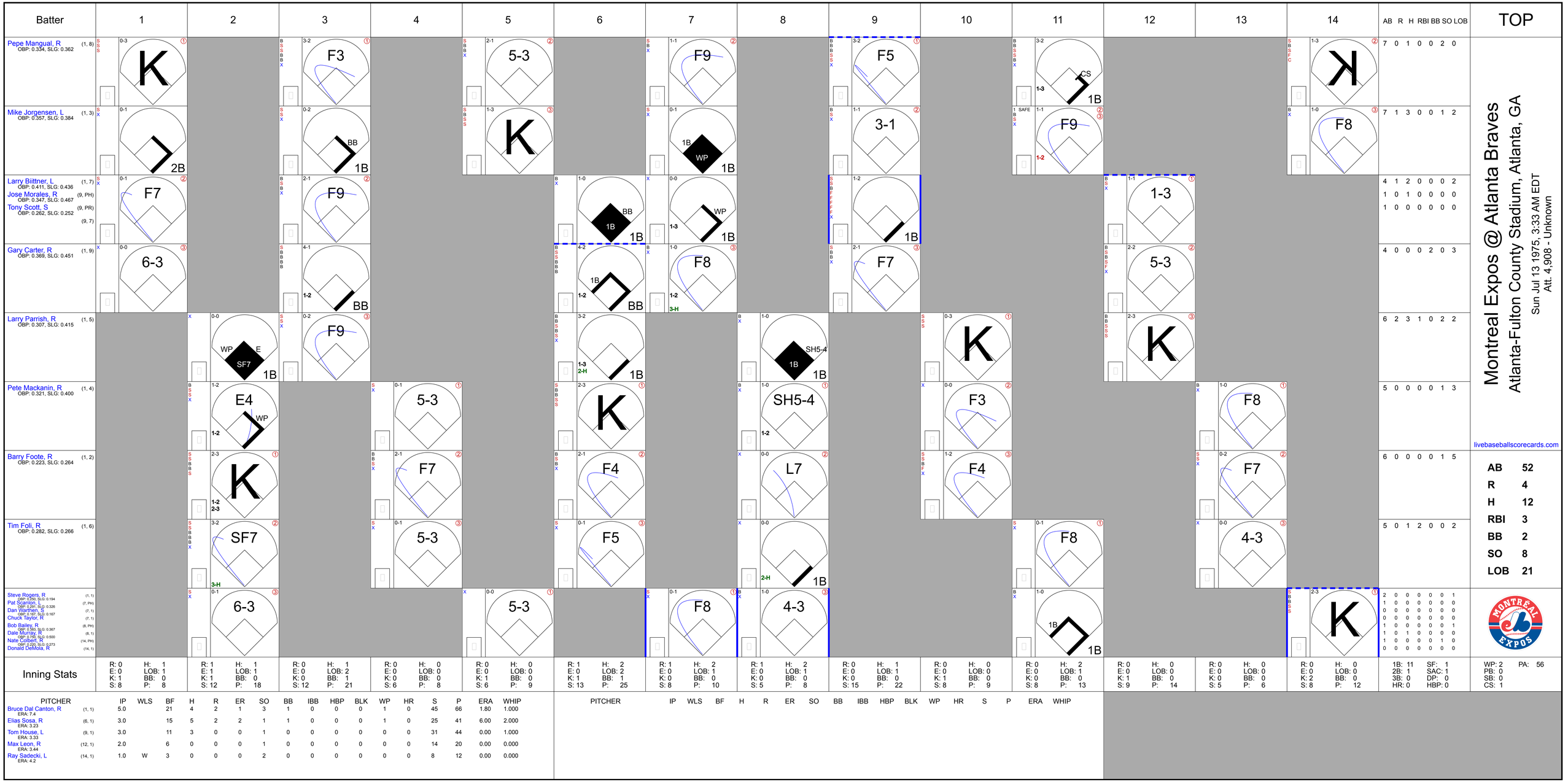
Batter
1
2
3
4
5
6
7
8
9
10
11
12
13
14
AB R H RBI BB SO LOB
TOP
Pepe Mangual, R (1, 8) OBP: 0.334, SLG: 0.362
Mike Jorgensen, L (1, 3) OBP: 0.357, SLG: 0.384
Larry Biittner, L (1, 7) OBP: 0.411, SLG: 0.436
Jose Morales, R (9, PH) OBP: 0.347, SLG: 0.467
Tony Scott, S (9, PR) OBP: 0.262, SLG: 0.252 (9, 7)
Gary Carter, R (1, 9) OBP: 0.369, SLG: 0.451
Larry Parrish, R (1, 5) OBP: 0.307, SLG: 0.415
Pete Mackanin, R (1, 4) OBP: 0.321, SLG: 0.400
Barry Foote, R (1, 2) OBP: 0.223, SLG: 0.264
Tim Foli, R (1, 6) OBP: 0.282, SLG: 0.266
Steve Rogers, R (1, 1) OBP: 0.250, SLG: 0.194
Pat Scanlon, L (7, PH) OBP: 0.291, SLG: 0.326
Dan Warthen, S (7, 1) OBP: 0.167, SLG: 0.167
Chuck Taylor, R (7, 1)
Bob Bailey, R (8, PH) OBP: 0.583, SLG: 0.367
Dale Murray, R (8, 1) OBP: 0.750, SLG: 0.500
Nate Colbert, R (14, PH) OBP: 0.220, SLG: 0.273
Donald DeMola, R (14, 1)
7 0 1 0 0 2 0
7 1 3 0 0 1 2
4 1 2 0 0 0 2
1 0 1 0 0 0 0
1 0 0 0 0 0 0
4 0 0 0 2 0 3
6 2 3 1 0 2 2
5 0 0 0 0 1 3
6 0 0 0 0 1 5
5 0 1 2 0 0 2
2 0 0 0 0 0 1
1 0 0 0 0 0 0
0 0 0 0 0 0 0
0 0 0 0 0 0 0
1 0 0 0 0 0 1
1 0 1 0 0 0 0
1 0 0 0 0 1 0
0 0 0 0 0 0 0
Montreal Expos @ Atlanta Braves
Atlanta-Fulton County Stadium, Atlanta, GA
Sun Jul 13 1975, 3:33 AM EDT
Att. 4,908 - Unknown
livebaseballscorecards.com
AB 52
R 4
H 12
RBI 3
BB 2
SO 8
LOB 21
Inning Stats
R: 0 E: 0 K: 1 S: 8 H: 1 LOB: 1 BB: 0 P: 8
R: 1 E: 1 K: 1 S: 12 H: 1 LOB: 1 BB: 0 P: 18
R: 0 E: 0 K: 0 S: 12 H: 1 LOB: 2 BB: 1 P: 21
R: 0 E: 0 K: 0 S: 6 H: 0 LOB: 0 BB: 0 P: 8
R: 0 E: 0 K: 1 S: 6 H: 0 LOB: 0 BB: 0 P: 9
R: 1 E: 0 K: 1 S: 13 H: 2 LOB: 2 BB: 1 P: 25
R: 1 E: 0 K: 0 S: 8 H: 2 LOB: 1 BB: 0 P: 10
R: 1 E: 0 K: 0 S: 5 H: 2 LOB: 1 BB: 0 P: 8
R: 0 E: 0 K: 0 S: 15 H: 1 LOB: 1 BB: 0 P: 22
R: 0 E: 0 K: 1 S: 8 H: 0 LOB: 0 BB: 0 P: 9
R: 0 E: 0 K: 0 S: 8 H: 2 LOB: 1 BB: 0 P: 13
R: 0 E: 0 K: 1 S: 9 H: 0 LOB: 0 BB: 0 P: 14
R: 0 E: 0 K: 0 S: 5 H: 0 LOB: 0 BB: 0 P: 6
R: 0 E: 0 K: 2 S: 8 H: 0 LOB: 0 BB: 0 P: 12
1B: 11 2B: 1 3B: 0 HR: 0 SF: 1 SAC: 1 DP: 0 HBP: 0
WP: 2 PB: 0 SB: 0 CS: 1 PA: 56
PITCHER IP WLS BF H R ER SO BB IBB HBP BLK WP HR S P ERA WHIP
Bruce Dal Canton, R (1, 1) ERA: 7.4 5.0 21 4 2 1 3 1 0 0 0 1 0 45 66 1.80 1.000
Elias Sosa, R (6, 1) ERA: 3.23 3.0 15 5 2 2 1 1 0 0 0 1 0 25 41 6.00 2.000
Tom House, L (9, 1) ERA: 3.33 3.0 11 3 0 0 1 0 0 0 0 0 0 31 44 0.00 1.000
Max Leon, R (12, 1) ERA: 3.44 2.0 6 0 0 0 1 0 0 0 0 0 0 14 20 0.00 0.000
Ray Sadecki, L (14, 1) ERA: 4.2 1.0 W 3 0 0 0 2 0 0 0 0 0 0 8 12 0.00 0.000
PITCHER IP WLS BF H R ER SO BB IBB HBP BLK WP HR S P ERA WHIP

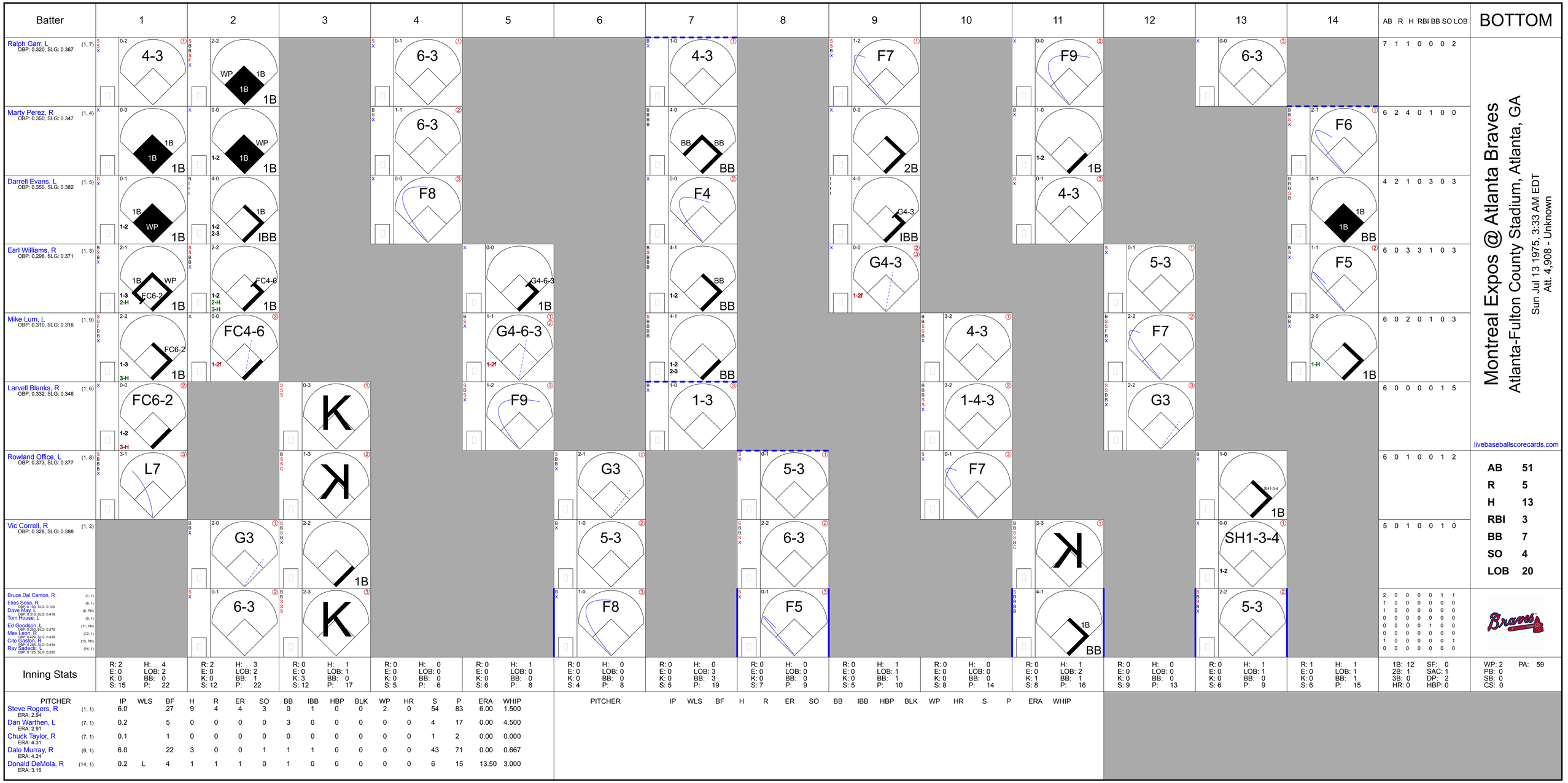
Batter
1
2
3
4
5
6
7
8
9
10
11
12
13
14
AB R H RBI BB SO LOB
BOTTOM
Ralph Garr, L (1, 7) OBP: 0.320, SLG: 0.367
4-3
WP 1B 1B 1B
6-3
F7
F9
6-3
F6
7 1 1 0 0 0 2
Marty Perez, R (1, 4) OBP: 0.350, SLG: 0.347
1B 1B 1B
WP 1B 1B
6-3
BB BB BB
2B
1-2 1B
F6
6 2 4 0 1 0 0
Darrell Evans, L (1, 5) OBP: 0.350, SLG: 0.382
1B WP 1B
1B 1B IBB
F8
F4
G4-3 IBB
4-3
1B BB
4 2 1 0 3 0 3
Earl Williams, R (1, 3) OBP: 0.296, SLG: 0.371
1B WP FC6-2 1B
FC4-6 1B
G4-6-3 1B
BB BB
G4-3
5-3
F5
6 0 3 3 1 0 3
Mike Lum, L (1, 9) OBP: 0.310, SLG: 0.316
FC6-2 1B
FC4-6
G4-6-3
BB
4-3
F7
6 0 2 0 1 0 3
Larvell Blanks, R (1, 6) OBP: 0.332, SLG: 0.346
FC6-2
K
F9
1-3
1-4-3
G3
6 0 0 0 0 1 5
livebaseballscorecards.com
Rowland Office, L (1, 8) OBP: 0.373, SLG: 0.377
L7
K
G3
5-3
F7
SH1-3-4 1B
6 0 1 0 0 1 2
Vic Correll, R (1, 2) OBP: 0.328, SLG: 0.388
G3
1B
5-3
6-3
K
SH1-3-4
5 0 1 0 0 1 0
Bruce Dal Canton, R (1,)
Elias Sosa, R (6,) OBP: 0.100, SLG: 0.100
Dave May, L (8, PH) OBP: 0.310, SLG: 0.418
Tom House, L (9,)
Ed Goodson, L (11, PH) OBP: 0.250, SLG: 0.276
Max Leon, R (12,) OBP: 0.429, SLG: 0.429
Cito Gaston, R (13, PH) OBP: 0.429, SLG: 0.434
Ray Sadecki, L (14,) OBP: 0.125, SLG: 0.250
6-3
K
F8
F5
1B BB
5-3
2 0 0 0 0 1 1
1 0 0 0 0 0 0
1 0 0 0 0 0 0
0 0 0 0 0 0 0
0 0 0 0 1 0 0
0 0 0 0 0 0 0
1 0 0 0 0 0 1
0 0 0 0 0 0 0
Montreal Expos @ Atlanta Braves
Atlanta-Fulton County Stadium, Atlanta, GA
Sun Jul 13 1975, 3:33 AM EDT
Att. 4,908 - Unknown
AB 51
R 5
H 13
RBI 3
BB 7
SO 4
LOB 20
Inning Stats
R: 2 E: 0 K: 0 S: 15 H: 4 LOB: 2 BB: 0 P: 22
R: 2 E: 0 K: 0 S: 12 H: 3 LOB: 2 BB: 1 P: 22
R: 0 E: 0 K: 3 S: 12 H: 1 LOB: 1 BB: 0 P: 17
R: 0 E: 0 K: 0 S: 5 H: 0 LOB: 0 BB: 0 P: 6
R: 0 E: 0 K: 0 S: 6 H: 1 LOB: 0 BB: 0 P: 8
R: 0 E: 0 K: 0 S: 4 H: 0 LOB: 0 BB: 0 P: 8
R: 0 E: 0 K: 0 S: 5 H: 0 LOB: 3 BB: 3 P: 19
R: 0 E: 0 K: 0 S: 7 H: 0 LOB: 0 BB: 0 P: 9
R: 0 E: 0 K: 0 S: 5 H: 1 LOB: 1 BB: 1 P: 10
R: 0 E: 0 K: 0 S: 8 H: 0 LOB: 0 BB: 0 P: 14
R: 0 E: 0 K: 1 S: 8 H: 1 LOB: 2 BB: 1 P: 16
R: 0 E: 0 K: 0 S: 9 H: 0 LOB: 0 BB: 0 P: 13
R: 0 E: 0 K: 0 S: 6 H: 1 LOB: 1 BB: 0 P: 9
R: 1 E: 0 K: 0 S: 6 H: 1 LOB: 1 BB: 1 P: 15
1B: 12 2B: 1 3B: 0 HR: 0 SF: 0 SAC: 1 DP: 2 HBP: 0
WP: 2 PB: 0 SB: 0 CS: 0 PA: 59
PITCHER IP WLS BF H R ER SO BB IBB HBP BLK WP HR S P ERA WHIP
Steve Rogers, R (1, 1) ERA: 2.94 6.0 27 9 4 4 3 0 1 0 0 2 0 54 83 6.00 1.500
Dan Warthen, L (7, 1) ERA: 2.91 0.2 5 0 0 0 0 3 0 0 0 0 0 4 17 0.00 4.500
Chuck Taylor, R (7, 1) ERA: 4.31 0.1 1 0 0 0 0 0 0 0 0 0 0 1 2 0.00 0.000
Dale Murray, R (8, 1) ERA: 4.24 6.0 22 3 0 0 1 1 1 0 0 0 0 43 71 0.00 0.667
Donald DeMola, R (14, 1) ERA: 3.16 0.2 L 4 1 1 1 0 1 0 0 0 0 0 6 15 13.50 3.000
PITCHER IP WLS BF H R ER SO BB IBB HBP BLK WP HR S P ERA WHIP

Cincinnati Reds @ Montreal Expos

Jarry Park, Montreal, QB

Thu Jul 17 1975, 7:05 PM EDT

Att. 20,024 - Unknown - 84 F

Batter	1	2	3	4	5	6	7	8	9	AB	R	H	RBI	BB	SO	LOB
Pete Rose, S (1, 5) OBP: 0.401, SLG: 0.420	S S S 0-3 ① K		x 0-0 ① 1-3		x 0-0 ① 1-3		x 0-0 ③ 6-3			4	0	0	0	0	1	0
Ken Griffey, L (1, 9) OBP: 0.409, SLG: 0.430	B B B B 4-0 BB		x 0-0 1B		x 0-0 ② 6-3			x 0-0 1B 1B		3	0	2	0	1	0	0
Joe Morgan, L (1, 4) OBP: 0.484, SLG: 0.541	x 0-0 ② F2		S S S 0-3 ② K		B B B B 4-0 BB			x 0-0 ① P5		3	0	0	0	1	1	3
Johnny Bench, R (1, 2) OBP: 0.362, SLG: 0.534	x 0-0 ③ 1-3		S S S 0-3 ③ K		x 0-0 ③ P6			x 0-0 ② F3		4	0	0	0	0	1	4
Tony Perez, R (1, 3) OBP: 0.337, SLG: 0.451		S S S 0-3 ① K		S S S 0-3 ① K		x 0-0 ① P4		x 0-0 1-2 1B		4	0	1	0	0	2	0
George Foster, R (1, 7) OBP: 0.354, SLG: 0.542		x 0-0 ② 2-3		x 0-0 1B 1B		x 0-0 ② P6		x 0-0 ③ P3		4	0	1	0	0	0	2
Cesar Geronimo, L (1, 8) OBP: 0.343, SLG: 0.386		x 0-0 1B 1B		S S S 0-3 ② K		x 0-0 ③ 6-3			x 0-0 ① 6-3	4	0	1	0	0	1	1
Dave Concepcion, R (1, 6) OBP: 0.313, SLG: 0.335		x 0-0 1-2 1B		x 0-0 1-3 1B			x 0-0 ① 5-3		x 0-0 ② 6-3	4	0	2	0	0	0	0
Jack Billingham, R (1, 1) OBP: 0.159, SLG: 0.119		S S S 0-3 ③ K		x 0-0 ③ 4-3			x 0-0 ② 6-3		x 0-0 ③ 4-3	2	0	0	0	0	1	4
Terry Crowley, L (7, PH) OBP: 0.412, SLG: 0.414										1	0	0	0	0	0	0
Clay Carroll, R (7, 1)										0	0	0	0	0	0	0
Dan Driessen, L (9, PH) OBP: 0.384, SLG: 0.383										1	0	0	0	0	0	0

Inning Stats	1	2	3	4	5	6	7	8	9		
	R: 0 H: 0	R: 0 H: 2	R: 0 H: 1	R: 0 H: 2	R: 0 H: 0	R: 0 H: 0	R: 0 H: 0	R: 0 H: 2	R: 0 H: 0	1B: 7 SF: 0	WP: 0 PA: 36
	E: 0 LOB: 1	E: 0 LOB: 2	E: 0 LOB: 1	E: 0 LOB: 2	E: 0 LOB: 1	E: 0 LOB: 0	E: 0 LOB: 0	E: 0 LOB: 2	E: 0 LOB: 0	2B: 0 SAC: 0	PB: 0
	K: 1 BB: 1	K: 2 BB: 0	K: 2 BB: 0	K: 2 BB: 0	K: 0 BB: 1	K: 0 BB: 0	K: 0 BB: 0	K: 0 BB: 0	K: 0 BB: 0	3B: 0 DP: 0	SB: 0
	S: 5 P: 9	S: 9 P: 9	S: 8 P: 8	S: 9 P: 9	S: 3 P: 7	S: 3 P: 3	S: 3 P: 3	S: 5 P: 5	S: 3 P: 3	HR: 0 HBP: 0	CS: 0

PITCHER		IP	WLS	BF	H	R	ER	SO	BB	IBB	HBP	BLK	WP	HR	S	P	ERA	WHIP
Steve Rogers, R (1, 1) ERA: 2.81		6.0	W	25	5	0	0	7	2	0	0	0	0	0	37	45	0.00	1.167
Dale Murray, R (7, 1) ERA: 3.89		3.0	S	11	2	0	0	0	0	0	0	0	0	0	11	11	0.00	0.667

PITCHER	IP	WLS	BF	H	R	ER	SO	BB	IBB	HBP	BLK	WP	HR	S	P	ERA	WHIP

TOP

AB	34
R	0
H	7
RBI	0
BB	2
SO	7
LOB	14

livebaseballscorecards.com

Batter	1	2	3	4	5	6	7	8	9	AB	R	H	RBI	BB	SO	LOB
Pepe Mangual, R (1, 8) OBP: 0.333, SLG: 0.370	HR		F9		FC4-6 1-2f		K			4	1	1	1	0	1	1
Mike Jorgensen, L (1, 3) OBP: 0.355, SLG: 0.380	F8		1-4-3			4-3		BB FC6-4		3	0	0	0	1	0	0
Larry Biittner, L (1, 7) OBP: 0.402, SLG: 0.425	6-3			4-3		G3		FC6-4 FC6-4 1-2f		4	0	0	0	0	0	1
Gary Carter, R (1, 9) OBP: 0.371, SLG: 0.450	1B			5-3		BB 1B 1B		FC6-4 1-2f		3	1	1	0	1	0	1
Barry Foote, R (1, 2) OBP: 0.224, SLG: 0.263	5-3			6-3		1B 1-3 1B		4-3		4	0	1	0	0	0	2
Larry Parrish, R (1, 5) OBP: 0.308, SLG: 0.414		F7			6-3	1B 1-2 3-H 1B				3	0	1	1	0	0	0
Pete Mackanin, R (1, 4) OBP: 0.321, SLG: 0.416		K			HR	F7				3	1	1	1	0	1	2
Pepe Frias, R (1, 6) OBP: 0.188, SLG: 0.200		F7			F8		G3			3	0	0	0	0	0	0
Steve Rogers, R (1, 1) OBP: 0.262, SLG: 0.211			K		FC4-6 1B		F7			2	0	1	0	0	1	0
Dale Murray, R (7, 1) OBP: 0.600, SLG: 0.333										1	0	0	0	0	0	0
Inning Stats	R: 1 E: 0 K: 0 S: 5 H: 2 LOB: 1 BB: 0 P: 5	R: 0 E: 0 K: 1 S: 5 H: 0 LOB: 0 BB: 0 P: 5	R: 0 E: 0 K: 1 S: 5 H: 0 LOB: 0 BB: 0 P: 5	R: 0 E: 0 K: 0 S: 3 H: 0 LOB: 0 BB: 0 P: 3	R: 1 E: 0 K: 0 S: 5 H: 2 LOB: 1 BB: 0 P: 5	R: 1 E: 0 K: 0 S: 5 H: 2 LOB: 2 BB: 1 P: 9	R: 0 E: 0 K: 1 S: 5 H: 0 LOB: 0 BB: 0 P: 5	R: 0 E: 0 K: 0 S: 3 H: 0 LOB: 1 BB: 1 P: 7		1B: 4 2B: 0 3B: 0 HR: 2 SF: 0 SAC: 0 DP: 0 HBP: 0						

PITCHER		IP	WLS	BF	H	R	ER	SO	BB	IBB	HBP	BLK	WP	HR	S	P	ERA	WHIP
Jack Billingham, R ERA: 3.92	(1, 1)	6.0	L	25	6	3	3	2	1	0	0	0	0	2	28	32	4.50	1.167
Clay Carroll, R ERA: 2.8	(7, 1)	2.0		7	0	0	0	1	1	0	0	0	0	0	8	12	0.00	0.500

PITCHER	IP	WLS	BF	H	R	ER	SO	BB	IBB	HBP	BLK	WP	HR	S	P	ERA	WHIP

BOTTOM

Cincinnati Reds @ Montreal Expos

Jarry Park, Montreal, QB

Thu Jul 17 1975, 7:05 PM EDT

Att. 20,024 - Unknown - 84 F

livebaseballscorecards.com

AB	30
R	3
H	6
RBI	3
BB	2
SO	3
LOB	7

Batter	1	2	3	4	5	6	7	8	9	AB	R	H	RBI	BB	SO	LOB
Pete Rose, S (1, 5) OBP: 0.403, SLG: 0.424	0-0 2B		BBBB 4-0 BB (HR)	0-0 1B (1B, E) 1B	4-3			SSS 0-3 K		4	2	2	0	1	1	1
Ken Griffey, L (1, 9) OBP: 0.405, SLG: 0.423	0-0 6-3		BBBB 4-0 BB (HR) 1-2	0-0 E6 (1B) 1-2 2-H		0-0 6-3		0-0 3-1		4	2	0	0	1	0	3
Joe Morgan, L (1, 4) OBP: 0.486, SLG: 0.539	BBBB 4-0 BB		BBBB 4-0 HR 1-2 2-3 BB	0-0 SF7 (1-3) 1-2 2-3 1B		0-0 P6			0-0 F7	3	2	1	0	2	0	0
Johnny Bench, R (1, 2) (9, 3) OBP: 0.362, SLG: 0.531	0-0 F7		SSS 0-3 K	0-0 1-3 1-2 2-3 3-H 1B		0-0 F6			BBBB 4-0 FC4-6 BB	4	0	1	1	1	1	5
Tony Perez, R (1, 3) OBP: 0.335, SLG: 0.457 Bill Plummer, R (9, 2) OBP: 0.286, SLG: 0.327	0-0 5-3		0-0 HR 1-H 2-H 3-H	0-0 1-3 1-2 2-3 3-H			SSS 0-3 K		0-0 FC4-6 (2B) 1-2f 1B	5 0	2 0	1 0	5 0	0 0	1 0	5 0
George Foster, R (1, 7) OBP: 0.354, SLG: 0.545		SSS 0-3 K	0-0 PO (1B) 1B	0-0 SF7 3-H			0-0 F8		0-0 1B 1-3 2B	4	1	2	1	0	1	0
Cesar Geronimo, L (1, 8) OBP: 0.344, SLG: 0.384		H 1-0 HBP	SSS 0-3 K	0-0 L1			SSS 0-3 K		0-0 1B 2-H 3-H	4	0	1	2	0	2	2
Dave Concepcion, R (1, 6) OBP: 0.314, SLG: 0.334		0-0 F8	0-0 1-2 1B		SSS 0-3 K			BBBB 4-0 S BB	SSS 0-3 K	4	0	1	0	1	2	2
Gary Nolan, R (1, 1) OBP: 0.265, SLG: 0.186 Rawly Eastwick, R (6, 1)	0-0 1-3	0-0 PO 2-3	BBBB 4-0 BB (1B, E)	SSS 0-3 K				SSS 0-3 K 1-2		2 1	1 0	0 0	0 0	1 0	1 1	1 1
Inning Stats	R: 0 E: 0 K: 0 S: 4 H: 1 LOB: 2 BB: 1 P: 8	R: 0 E: 0 K: 1 S: 5 H: 0 LOB: 1 BB: 0 P: 6	R: 4 E: 0 K: 2 S: 9 H: 3 LOB: 1 BB: 3 P: 21	R: 4 E: 1 K: 0 S: 7 H: 3 LOB: 1 BB: 1 P: 11	R: 0 E: 0 K: 2 S: 7 H: 0 LOB: 0 BB: 0 P: 7	R: 0 E: 0 K: 0 S: 3 H: 0 LOB: 0 BB: 0 P: 3	R: 0 E: 0 K: 2 S: 7 H: 0 LOB: 0 BB: 0 P: 7	R: 0 E: 0 K: 2 S: 7 H: 0 LOB: 1 BB: 1 P: 11	R: 2 E: 0 K: 1 S: 7 H: 2 LOB: 1 BB: 1 P: 11	1B: 6 2B: 2 3B: 0 HR: 1	SF: 1 SAC: 0 DP: 0 HBP: 1						

PITCHER		IP	WLS	BF	H	R	ER	SO	BB	IBB	HBP	BLK	WP	HR	S	P	ERA	WHIP
Dennis Blair, R ERA: 3.38	(1, 1)	3.0	L	19	5	6	6	3	5	0	1	0	0	1	19	40	18.00	3.333
Chuck Taylor, R ERA: 4.22	(4, 1)	1.0		6	2	2	0	0	0	0	0	0	0	0	6	6	0.00	2.000
Donald DeMola, R ERA: 3.05	(5, 1)	2.0		6	0	0	0	2	0	0	0	0	0	0	10	10	0.00	0.000
Fred Scherman, L ERA: 3.9	(7, 1)	3.0		13	2	2	2	5	2	0	0	0	0	0	21	29	6.00	1.333

PITCHER	IP	WLS	BF	H	R	ER	SO	BB	IBB	HBP	BLK	WP	HR	S	P	ERA	WHIP

TOP

Cincinnati Reds @ Montreal Expos

Jarry Park, Montreal, QB

Fri Jul 18 1975, 7:05 PM EDT

Att. 17,158 - Unknown - 84 F

livebaseballscorecards.com

AB	35
R	10
H	9
RBI	9
BB	7
SO	10
LOB	20

WP: 0 PB: 0 SB: 1 CS: 0 PA: 45

Batter	1	2	3	4	5	6	7	8	9	AB	R	H	RBI	BB	SO	LOB
Pepe Mangual, R (1, 8) OBP: 0.330, SLG: 0.366	P5	FC6-4 1-2f			F7		P4			4	0	0	0	0	0	2
Mike Jorgensen, L (1, 3) OBP: 0.351, SLG: 0.374	1-6-3		4-3		P4		G3			4	0	0	0	0	0	0
Larry Biittner, L (1, 7) OBP: 0.399, SLG: 0.433	3B		F8		1-3		4-3			4	0	1	0	0	0	0
Gary Carter, R (1, 9) OBP: 0.373, SLG: 0.461	L4		K			HR		L6-3 1B		4	1	2	1	0	1	1
Barry Foote, R (1, 2) OBP: 0.224, SLG: 0.263		L6		P4		3B 1B		F9		4	1	1	0	0	0	1
Larry Parrish, R (1, 5) OBP: 0.311, SLG: 0.424		1B 1B 1B		F8		1-H 3B		L6-3 1-2		4	1	2	1	0	0	1
Pete Mackanin, R (1, 4) OBP: 0.325, SLG: 0.418		1B 1-2 1B		1B 1B	K			K		4	0	2	0	0	2	1
Pepe Frias, R (1, 6) OBP: 0.222, SLG: 0.235		F9		1-2 1B		G3		P3		2	0	1	0	0	0	2
Pat Scanlon, L (6, PH) OBP: 0.288, SLG: 0.323										1	0	0	0	0	0	1
Larry Lintz, S (7, 6) OBP: 0.316, SLG: 0.197										1	0	0	0	0	0	0
Dennis Blair, R (1, 1) OBP: 0.206, SLG: 0.182										1	0	1	1	0	0	0
Chuck Taylor, R (4, 1)										0	0	0	0	0	0	0
Jim Lyttle, L (4, PH)										1	0	0	0	0	1	2
Donald DeMola, R (5, 1)										0	0	0	0	0	0	0
Bob Bailey, R (6, PH) OBP: 0.381, SLG: 0.364										1	0	0	0	0	0	1
Fred Scherman, L (7, 1) OBP: 0.083, SLG: 0.167										0	0	0	0	0	0	0
Nate Colbert, R (9, PH) OBP: 0.219, SLG: 0.271		FC6-4 1-2 2-H 1B		K		4-3		4-3		1	0	0	0	0	0	0
Inning Stats	R: 0 H: 1 E: 0 LOB: 1 K: 0 BB: 0 S: 4 P: 4	R: 1 H: 3 E: 0 LOB: 2 K: 0 BB: 0 S: 6 P: 6	R: 0 H: 0 E: 0 LOB: 0 K: 1 BB: 0 S: 5 P: 5	R: 0 H: 2 E: 0 LOB: 2 K: 1 BB: 0 S: 7 P: 7	R: 0 H: 0 E: 0 LOB: 0 K: 0 BB: 0 S: 3 P: 3	R: 2 H: 3 E: 0 LOB: 1 K: 1 BB: 0 S: 8 P: 8	R: 0 H: 0 E: 0 LOB: 0 K: 0 BB: 0 S: 3 P: 3	R: 0 H: 1 E: 0 LOB: 0 K: 0 BB: 0 S: 3 P: 3	R: 0 H: 0 E: 0 LOB: 0 K: 1 BB: 0 S: 5 P: 5	1B: 7 SF: 0 2B: 1 SAC: 0 3B: 2 DP: 1 HR: 1 HBP: 0						

PITCHER		IP	WLS	BF	H	R	ER	SO	BB	IBB	HBP	BLK	WP	HR	S	P	ERA	WHIP
Gary Nolan, R ERA: 2.99	(1, 1)	5.0	W	24	9	3	3	2	0	0	0	0	0	1	28	28	5.40	1.800
Rawly Eastwick, R ERA: 3.8	(6, 1)	4.0	S	12	1	0	0	2	0	0	0	0	0	0	16	16	0.00	0.250

PITCHER	IP	WLS	BF	H	R	ER	SO	BB	IBB	HBP	BLK	WP	HR	S	P	ERA	WHIP

BOTTOM

Cincinnati Reds @ Montreal Expos

Jarry Park, Montreal, QB

Fri Jul 18 1975, 7:05 PM EDT

Att. 17,158 - Unknown - 84 F

livebaseballscorecards.com

AB	36
R	3
H	10
RBI	3
BB	0
SO	4
LOB	12

Cincinnati Reds @ Montreal Expos

Jarry Park, Montreal, QB

Sat Jul 19 1975, 3:33 AM EDT

Att. 15,188 - Unknown - 82 F

TOP

livebaseballscorecards.com

Batter	1	2	3	4	5	6	7	8	9	AB	R	H	RBI	BB	SO	LOB
Pete Rose, S (1, 5) OBP: 0.405, SLG: 0.429	F7		2B		1B		4-3		FC6 1-2 1B	5	0	3	0	0	0	1
Ken Griffey, L (1, 9) OBP: 0.399, SLG: 0.415	4-3		F8		1-3			G3	FC6 1-2f	5	0	0	0	0	0	4
Joe Morgan, L (1, 4) OBP: 0.488, SLG: 0.549	P6			1B BB		1B S G4-6-3 BB		HR		2	2	1	1	2	0	0
Johnny Bench, R (1, 2) OBP: 0.368, SLG: 0.538		1B		1-3 1B		G4-6-3 1-3 1B		2B		4	0	4	0	0	0	0
Dan Driessen, L (1, 7) OBP: 0.373, SLG: 0.370 Will McEnaney, L (8, 1)	F7		K		G4-6-3 1-2f 3-H			K		4 0	0 0	0 0	0 0	0 0	2 0	5 0
Tony Perez, R (1, 3) OBP: 0.331, SLG: 0.451	P6		K		F8			5-3		4	0	0	0	0	1	4
Cesar Geronimo, L (1, 8) OBP: 0.339, SLG: 0.379	P4		F7				P4		K	4	0	0	0	0	1	3
Dave Concepcion, R (1, 6) OBP: 0.313, SLG: 0.333		P4		F8			1B		1-3	4	0	1	0	0	0	0
Fred Norman, S (1, 1) OBP: 0.097, SLG: 0.034 Terry Crowley, L (7, PH) OBP: 0.400, SLG: 0.400 Pedro Borbon, R (7, 1) OBP: 0.167, SLG: 0.167 George Foster, R (8, 7) OBP: 0.357, SLG: 0.545		6-3		K			P4		1B BB	2 1 0 0	0 0 0 0	0 0 0 0	0 0 0 1	1 0 0 0	0 0 0 0	0 1 0 0
Inning Stats	R: 0 E: 0 K: 0 S: 3 H: 0 LOB: 0 BB: 0 P: 3	R: 0 E: 0 K: 0 S: 4 H: 1 LOB: 1 BB: 0 P: 4	R: 0 E: 0 K: 0 S: 4 H: 1 LOB: 1 BB: 0 P: 4	R: 0 E: 0 K: 2 S: 8 H: 1 LOB: 2 BB: 1 P: 12	R: 0 E: 0 K: 1 S: 6 H: 1 LOB: 1 BB: 0 P: 6	R: 1 E: 0 K: 0 S: 3 H: 1 LOB: 0 BB: 1 P: 7	R: 0 E: 0 K: 0 S: 4 H: 1 LOB: 1 BB: 0 P: 4	R: 1 E: 0 K: 1 S: 7 H: 2 LOB: 1 BB: 0 P: 7	R: 0 E: 0 K: 1 S: 6 H: 1 LOB: 2 BB: 1 P: 10	1B: 6 2B: 2 3B: 0 HR: 1 SF: 0 SAC: 0 DP: 1 HBP: 0						

	AB	35
	R	2
	H	9
	RBI	1
	BB	3
	SO	5
	LOB	18

WP: 0 PA: 38
PB: 0
SB: 1
CS: 0

PITCHER		IP	WLS	BF	H	R	ER	SO	BB	IBB	HBP	BLK	WP	HR	S	P	ERA	WHIP
Steve Renko, R ERA: 4.89	(1, 1)	7.1		31	8	2	2	3	2	0	0	0	0	1	35	43	2.46	1.364
Dale Murray, R ERA: 3.72	(8, 1)	1.2	W	7	1	0	0	2	1	0	0	0	0	0	10	14	0.00	1.200

PITCHER		IP	WLS	BF	H	R	ER	SO	BB	IBB	HBP	BLK	WP	HR	S	P	ERA	WHIP

Batter	1	2	3	4	5	6	7	8	9	AB	R	H	RBI	BB	SO	LOB
Pepe Mangual, R (1, 8) OBP: 0.329, SLG: 0.364	0-0 1B 1B 1B	0-0 FC5-4 1-2f			0-3 K		0-0 F9			4	1	1	0	0	1	3
Pete Mackanin, R (1, 4) OBP: 0.328, SLG: 0.419	0-0 1B 1-2 1B		0-3 K		0-0 F8			0-0 1B SH1-4 1B		4	1	2	0	0	1	1
Gary Carter, R (1, 9) OBP: 0.372, SLG: 0.460	0-0 G6-4-3 1-3 2-H 1B		0-0 E3 G5-4-3			0-0 F3		0-0 SH1-4 1-2		3	0	1	1	0	0	0
Bob Bailey, R (1, 7) OBP: 0.500, SLG: 0.364 Tony Scott, S (6, PR) OBP: 0.262, SLG: 0.252 (7, 7) Larry Biittner, L (8, PH) OBP: 0.399, SLG: 0.433 Jose Morales, R (8, PH) OBP: 0.360, SLG: 0.467 Jim Lyttle, L (9, 7)	0-0 P4		0-0 G5-4-3 1-2f			0-0 WP 1B		4-0 1B 1B IBB		3 0 0 0 0	0 0 0 1 0	1 0 0 0 0	0 0 0 1 0	0 0 0 0 0	0 0 0 0 0	3 0 0 0 0
Barry Foote, R (1, 2) OBP: 0.224, SLG: 0.263	0-0 G6-4-3 1-2f			0-0 4-3		0-0 F7 1-2		0-0 1B 1-2 2-3 1B		4	0	1	0	0	0	3
Nate Colbert, R (1, 3) OBP: 0.220, SLG: 0.271		0-0 E5 1-4-3 SF8		0-0 F2		0-0 6-3		0-0 L6-4 IBB 1-3 2-H 3-H 1B		4	1	1	2	0	0	2
Larry Parrish, R (1, 5) OBP: 0.310, SLG: 0.419		0-0 1-4-3 2-3		0-0 G3			0-0 F3	4-0 1-2 IBB		3	0	0	0	1	0	1
Pepe Frias, R (1, 6) OBP: 0.227, SLG: 0.211		0-0 SF8 3-H			4-0 WP BB		0-0 1-4-3	0-0 L6-4 2-3		2	0	0	1	1	0	3
Steve Renko, R (1, 1) OBP: 0.357, SLG: 0.346 Dale Murray, R (8, 1) OBP: 0.600, SLG: 0.333		4-0 FC5-4 BB			0-3 K 1-2		0-0 1B			2 0	0 0	1 0	0 0	1 0	1 0	1 0
Inning Stats	R: 1 E: 0 K: 0 S: 5 H: 3 LOB: 1 BB: 0 P: 5	R: 1 E: 1 K: 0 S: 4 H: 0 LOB: 1 BB: 1 P: 8	R: 0 E: 1 K: 1 S: 5 H: 0 LOB: 0 BB: 0 P: 5	R: 0 E: 0 K: 0 S: 3 H: 0 LOB: 0 BB: 0 P: 3	R: 0 E: 0 K: 2 S: 7 H: 0 LOB: 1 BB: 1 P: 11	R: 0 E: 0 K: 0 S: 4 H: 1 LOB: 2 BB: 0 P: 4	R: 0 E: 0 K: 0 S: 4 H: 1 LOB: 1 BB: 0 P: 4	R: 2 E: 0 K: 0 S: 5 H: 3 LOB: 2 BB: 2 P: 13		1B: 8 2B: 1 3B: 0 HR: 0	SF: 1 SAC: 1 DP: 3 HBP: 0					

PITCHER		IP	WLS	BF	H	R	ER	SO	BB	IBB	HBP	BLK	WP	HR	S	P	ERA	WHIP
Fred Norman, L ERA: 4.3	(1, 1)	6.0		24	4	2	1	3	2	0	0	0	2	0	28	36	1.50	1.000
Pedro Borbon, R ERA: 2.82	(7, 1)	1.1	L	6	2	1	1	0	0	0	0	0	0	0	6	6	6.75	1.500
Will McEnaney, L ERA: 1.44	(8, 1)	0.2		5	2	1	1	0	0	2	0	0	0	0	3	11	13.50	3.000

PITCHER	IP	WLS	BF	H	R	ER	SO	BB	IBB	HBP	BLK	WP	HR	S	P	ERA	WHIP

BOTTOM

Cincinnati Reds @ Montreal Expos

Jarry Park, Montreal, QB

Sat Jul 19 1975, 3:33 AM EDT

Att. 15,188 - Unknown - 82 F

livebaseballscorecards.com

AB	29
R	4
H	8
RBI	4
BB	4
SO	3
LOB	17

WP: 2 PB: 0 SB: 0 CS: 0 PA: 35

Batter	1	2	3	4	5	6	7	8	9	10	11	AB	R	H	RBI	BB	SO	LOB
Ralph Garr, L (1, 7) OBP: 0.324, SLG: 0.372	F7		F9	FC6-4 1-2f			G6-4-3 1B		1-3 1B 1B		6-3 2B	6	1	3	0	0	0	1
Marty Perez, R (1, 4) OBP: 0.344, SLG: 0.341	6-3		F8		6-3		G6-4-3 1-2f		1-3 1-2		6-3 2-3	6	0	0	0	0	0	3
Darrell Evans, L (1, 5) OBP: 0.352, SLG: 0.383	K		F6		2B		2B 1B		2-H 1B		G3	6	1	3	1	0	1	1
Earl Williams, R (1, 3) OBP: 0.304, SLG: 0.382		E BB 1B		BB 1B 1-3 1B	G6-4-3 IBB		1-H 2B		6-3			4	1	3	1	1	0	0
Cito Gaston, R (1, 9) OBP: 0.292, SLG: 0.453 Dave May, L (7, PH) OBP: 0.340, SLG: 0.435 (7, 9)	L8		F4		G6-4-3 1-2f		FC6-4 IBB			1B 1B		3 1	0 0	0 1	0 0	0 1	0 0	4 0
Larvell Blanks, R (1, 6) OBP: 0.333, SLG: 0.345	E 1-2 BB		1-3 BB 1-2 1B 1B			K	FC6-4 1-2f			L1		4	1	1	0	1	1	3
Vic Correll, R (1, 2) OBP: 0.323, SLG: 0.374	F8		1-3 1B 1-2 2-3 BB			1B BB		4-3		G4-6-3 1-2 1B		3	1	1	0	2	0	2
Rowland Office, L (1, 8) OBP: 0.353, SLG: 0.357	E6 1-2 2-3		1-3 1-2 2-3 3-H			G4-6-3 1-3 1B		K		G4-6-3 1-2f		5	0	1	1	0	1	6
Ray Sadecki, L (1, 1) OBP: 0.182, SLG: 0.273 Max Leon, R (6, 1) OBP: 0.429, SLG: 0.429 Mike Beard, L (6, 1) Mike Lum, L (8, PH) OBP: 0.309, SLG: 0.325 Tom House, L (8, 1)	4-3		FC6-4 2-H 3-H 1B			G4-6-3 1-2f		F7			6-3	3 0 0 1 1	0 0 0 0 0	1 0 0 0 0	2 0 0 0 0	0 0 0 0 0	0 0 0 0 0	5 0 0 0 0
Inning Stats	R: 0 E: 0 K: 1 S: 10 H: 0 LOB: 0 BB: 0 P: 14	R: 0 E: 1 K: 0 S: 16 H: 1 LOB: 3 BB: 1 P: 25	R: 0 E: 0 K: 0 S: 7 H: 0 LOB: 0 BB: 0 P: 11	R: 3 E: 0 K: 0 S: 9 H: 3 LOB: 1 BB: 1 P: 18	R: 0 E: 0 K: 0 S: 7 H: 1 LOB: 1 BB: 1 P: 15	R: 0 E: 0 K: 1 S: 11 H: 1 LOB: 1 BB: 1 P: 17	R: 1 E: 0 K: 0 S: 8 H: 3 LOB: 2 BB: 1 P: 17	R: 0 E: 0 K: 1 S: 6 H: 0 LOB: 0 BB: 0 P: 8	R: 1 E: 0 K: 0 S: 9 H: 2 LOB: 0 BB: 0 P: 15	R: 0 E: 0 K: 0 S: 5 H: 2 LOB: 1 BB: 0 P: 10	R: 0 E: 0 K: 0 S: 7 H: 1 LOB: 1 BB: 0 P: 11	1B: 11 2B: 3 3B: 0 HR: 0	SF: 0 SAC: 0 DP: 4 HBP: 0		WP: 0 PB: 0 SB: 0 CS: 0	PA: 48	

PITCHER		IP	WLS	BF	H	R	ER	SO	BB	IBB	HBP	BLK	WP	HR	S	P	ERA	WHIP
Woodie Fryman, L ERA: 3.1	(1, 1)	5.0		23	5	3	3	1	2	1	0	0	0	0	49	83	5.40	1.400
Donald DeMola, R ERA: 3.0	(6, 1)	1.0		4	1	0	0	1	1	0	0	0	0	0	11	17	0.00	2.000
Dale Murray, R ERA: 3.8	(7, 1)	4.0		17	7	2	2	1	0	1	0	0	0	0	28	50	4.50	1.750
Fred Scherman, L ERA: 3.84	(11, 1)	1.0	W	4	1	0	0	0	0	0	0	0	0	0	7	11	0.00	1.000

PITCHER	IP	WLS	BF	H	R	ER	SO	BB	IBB	HBP	BLK	WP	HR	S	P	ERA	WHIP

Atlanta Braves @ Montreal Expos

Jarry Park, Montreal, QB

Sun Jul 20 1975, 3:33 AM EDT

Att. 16,056 - Unknown

TOP

livebaseballscorecards.com

AB	43
R	5
H	14
RBI	5
BB	5
SO	3
LOB	25

Batter	1	2	3	4	5	6	7	8	9	10	11	AB	R	H	RBI	BB	SO	LOB
Pepe Mangual, R (1, 8) OBP: 0.330, SLG: 0.361	S B B B B 4-1 L6-4 S BB		B X 1-0 ②③ G5-4-3 1-2f			S B B S B F F F B 4-2 1B 1B BB	X 0-0 ① F7	X 0-0 ②③ G5-4-3 1-2f			B X 1-0 ① SH1-4 1-2	3	1	0	0	2	0	2
Pete Mackanin, R (1, 4) OBP: 0.333, SLG: 0.422	S B X 1-1 ① F7 1-2			S S B B B S 3-3 ① K		S B X 1-1 1B 1B 1-2 1B	X 0-0 2B E 1B		S X 0-1 ① F8		S X 0-1 1B 2-H	6	2	3	1	0	1	1
Gary Carter, R (1, 9) OBP: 0.373, SLG: 0.462	B S X 1-1 ②③ L6-4 2-3			X 0-0 G6-4-3 1B		B S B S C 2-3 ① K	B S S S X 1-2 E7 2B 1-H		S X 0-1 ② 6-3			5	0	2	0	0	1	3
Bob Bailey, R (1, 7) OBP: 0.383, SLG: 0.358 Tony Scott, S (8, 7) OBP: 0.260, SLG: 0.250		B B B B 4-0 BB		S S X 0-2 ②③ G6-4-3 1-2f		S B B B B S F X 3-2 ② F8	I I I I 4-0 BB IBB		S S B B B S 2-3 ③ K			2 1	0 0	0 0	0 0	2 0	0 1	3 0
Barry Foote, R (1, 2) OBP: 0.228, SLG: 0.263		S B X 1-1 ① F7	B B X 2-0 ① F7			X 0-0 1B 1B 1-2 2-H 1B	B B B S B 4-1 FC5-4 1-2 BB			B S B X 2-1 ① 5-3		4	1	1	1	1	0	1
Nate Colbert, R (1, 3) OBP: 0.222, SLG: 0.273 Mike Jorgensen, L (6, PH) OBP: 0.351, SLG: 0.374 (7, 3)		B B S S X 2-2 ② F8	B S X 1-1 1B 1B			B S X 1-1 1B 1B 1-2 2-H 1B	S B B S S 2-3 ② K			B S S S 1-3 ② K		2 3	0 1	1 1	0 1	0 0	0 2	1 3
Larry Parrish, R (1, 5) OBP: 0.315, SLG: 0.426		B S S B B B F X 3-2 ③ 5-3	S X 0-1 1B 1-2			X 0-0 1B 1-2 2-H 1B	B B X 2-0 ③ FC5-4 1-2f			B B X 2-0 2B		5	0	3	1	0	0	4
Pepe Frias, R (1, 6) OBP: 0.208, SLG: 0.190 Larry Bittner, L (6, PH) OBP: 0.402, SLG: 0.436 Dale Murray, R (7, 1) OBP: 0.500, SLG: 0.250 Steve Renko, R (10, PH) OBP: 0.345, SLG: 0.333 Fred Scherman, L (11, 1) OBP: 0.083, SLG: 0.167			S S B B X 2-2 ① 6-3		B X 1-0 ② F9	X 0-0 1-3 2-H 1B	F B S B X 2-2 ① 4-3			B S X 1-1 ③ 6-3		2 1 1 1 0	0 0 0 0 0	0 1 0 0 0	0 1 0 0 0	0 0 0 0 0	0 0 0 0 0	2 0 0 1 0
Woodie Fryman, R (1, 1) OBP: 0.257, SLG: 0.270 Jose Morales, R (5, PH) OBP: 0.333, SLG: 0.457 Donald DeMola, R (6, 1) Jim Lyttle, L (6, PH) Tim Foli, R (6, PH) OBP: 0.285, SLG: 0.270 (7, 6)			B B S X 2-1 G5-4-3 1B		S S B B X 2-2 ③ F9	B S S S X 1-2 ③ F9	X 0-0 G5-4-3 1B			B B S X 2-1 SH1-4 1B 1B		1 1 0 0 3	0 0 0 0 1	1 0 0 0 2	0 0 0 0 0	0 0 0 0 0	0 0 0 0 0	0 2 0 0 2
Inning Stats	R: 0 H: 0 E: 0 LOB: 0 K: 0 BB: 1 S: 5 P: 11	R: 0 H: 0 E: 0 LOB: 1 K: 0 BB: 1 S: 9 P: 19	R: 0 H: 1 E: 0 LOB: 0 K: 0 BB: 0 S: 6 P: 11	R: 0 H: 1 E: 0 LOB: 0 K: 1 BB: 0 S: 7 P: 10	R: 0 H: 2 E: 0 LOB: 2 K: 0 BB: 0 S: 9 P: 15	R: 4 H: 5 E: 0 LOB: 2 K: 1 BB: 1 S: 22 P: 34	R: 1 H: 2 E: 1 LOB: 3 K: 1 BB: 2 S: 10 P: 23	R: 0 H: 1 E: 0 LOB: 0 K: 0 BB: 0 S: 5 P: 7	R: 0 H: 0 E: 0 LOB: 0 K: 1 BB: 0 S: 7 P: 9	R: 0 H: 1 E: 0 LOB: 1 K: 1 BB: 0 S: 8 P: 14	R: 1 H: 2 E: 0 LOB: 1 K: 0 BB: 0 S: 5 P: 8	1B: 13 SF: 0 2B: 3 SAC: 1 3B: 0 DP: 4 HR: 0 HBP: 0						

PITCHER		IP	WLS	BF	H	R	ER	SO	BB	IBB	HBP	BLK	WP	HR	S	P	ERA	WHIP
Ray Sadecki, L ERA: 4.26	(1, 1)	5.2		23	6	3	3	2	3	0	0	0	0	0	51	91	4.76	1.588
Max Leon, R ERA: 3.48	(6, 1)	0.0		3	3	1	1	0	0	0	0	0	0	0	4	5	∞	∞
Mike Beard, L ERA: 2.83	(6, 1)	1.1		8	2	1	1	1	1	1	0	0	0	0	13	27	6.75	2.250
Tom House, L ERA: 3.23	(8, 1)	3.1	L	13	4	1	1	2	0	0	0	0	0	0	25	38	2.70	1.200

PITCHER	IP	WLS	BF	H	R	ER	SO	BB	IBB	HBP	BLK	WP	HR	S	P	ERA	WHIP

BOTTOM

Atlanta Braves @ Montreal Expos

Jarry Park, Montreal, QB

Sun Jul 20 1975, 3:33 AM EDT

Att. 16,056 - Unknown

livebaseballscorecards.com

AB	41
R	6
H	15
RBI	5
BB	5
SO	5
LOB	25

WP: 0 PA: 47
PB: 0
SB: 1
CS: 0

Atlanta Braves @ Montreal Expos

Jarry Park, Montreal, QB

Mon Jul 21 1975, 7:05 PM EDT

Att. 15,127 - Unknown

TOP

livebaseballscorecards.com

Batter	1	2	3	4	5	6	7	8	9	AB	R	H	RBI	BB	SO	LOB
Ralph Garr, L (1, 7) OBP: 0.321, SLG: 0.368	2-1 4-3		0-0 F7			3-3 K		1-1 F9		4	0	0	0	0	1	2
Marty Perez, R (1, 4) OBP: 0.346, SLG: 0.343	2-3 K			1-3 K			0-0 G6-4-3 1B		0-0 1B 1B	4	0	2	0	0	2	0
Darrell Evans, L (1, 5) OBP: 0.351, SLG: 0.382	2-3 K			3-3 K			3-3 K		0-0 HR 1B 1-3	4	1	1	0	0	3	1
Earl Williams, R (1, 3) OBP: 0.303, SLG: 0.393		2-1 5-3		0-1 5-3			0-0 G6-4-3 1-2f		3-2 HR 1-H	4	1	1	2	0	0	1
Cito Gaston, R (1, 9) OBP: 0.300, SLG: 0.443		4-2 G6-4-3 BB			1-2 F4			4-1 2B BB	1-3 K	2	1	0	0	2	1	0
Larvell Blanks, R (1, 6) OBP: 0.335, SLG: 0.347		1-0 G6-4-3 1-2f			0-0 CS 1B			3-3 K	0-0 1B	4	0	2	0	0	1	2
Vic Correll, R (1, 2) OBP: 0.326, SLG: 0.386			2-0 2B		0-0 F7			3-1 1B 1-H	0-0 F9	4	1	2	1	0	0	2
Rowland Office, L (1, 8) OBP: 0.347, SLG: 0.350			1-0 1-3		0-2 CS 1-2	3-1 3-1		1-1 6-3		3	0	0	0	0	0	2
Mike Thompson, R (1, 1)			1-3			0-0 F9		0-0 1B 2-H		1	0	0	0	0	1	1
Rod Gilbreath, R (6, PH) OBP: 0.360, SLG: 0.418										1	0	0	0	0	0	0
Mike Beard, L (6, 1)										0	0	0	0	0	0	0
Dusty Baker Jr., R (8, PH) OBP: 0.329, SLG: 0.414										1	0	1	1	0	0	0
Mike Lum, L (8, PR) OBP: 0.309, SLG: 0.325										0	0	0	0	0	0	0
Elias Sosa, R (8, 1) OBP: 0.100, SLG: 0.100										0	0	0	0	0	0	0
Inning Stats	R: 0 E: 0 K: 2 S: 8 H: 0 LOB: 0 BB: 0 P: 14	R: 0 E: 0 K: 0 S: 5 H: 0 LOB: 0 BB: 1 P: 12	R: 0 E: 0 K: 1 S: 6 H: 1 LOB: 1 BB: 0 P: 10	R: 0 E: 0 K: 2 S: 9 H: 0 LOB: 0 BB: 0 P: 13	R: 0 E: 0 K: 0 S: 7 H: 1 LOB: 0 BB: 0 P: 8	R: 0 E: 0 K: 1 S: 6 H: 0 LOB: 0 BB: 0 P: 12	R: 0 E: 0 K: 1 S: 5 H: 1 LOB: 0 BB: 0 P: 8	R: 2 E: 0 K: 1 S: 11 H: 2 LOB: 1 BB: 1 P: 23	R: 2 E: 0 K: 1 S: 10 H: 4 LOB: 1 BB: 0 P: 14	1B: 6 2B: 2 3B: 0 HR: 1	SF: 0 SAC: 0 DP: 2 HBP: 0						

	AB	32
	R	4
	H	9
	RBI	4
	BB	2
	SO	9
	LOB	11

WP: 0 PB: 0 SB: 0 CS: 1 PA: 35

PITCHER	IP	WLS	BF	H	R	ER	SO	BB	IBB	HBP	BLK	WP	HR	S	P	ERA	WHIP
Dan Warthen, L (1, 1) ERA: 2.82	8.0	L	28	5	2	2	8	2	0	0	0	0	0	57	100	2.25	0.875
Donald DeMola, R (9, 1) ERA: 3.25	1.0		6	4	2	2	1	0	0	0	0	0	1	10	14	18.00	4.000

Atlanta Braves @ Montreal Expos

Jarry Park, Montreal, QB

Mon Jul 21 1975, 7:05 PM EDT

Att. 15,127 - Unknown

livebaseballscorecards.com

BOTTOM

Batter	1	2	3	4	5	6	7	8	9	AB	R	H	RBI	BB	SO	LOB
Pepe Mangual, R (1, 8) OBP: 0.329, SLG: 0.360	0-2 FC4-5 BLK 1B		1-2 1-3 ②			1-3 K ①		1-0 6-3 ②		4	0	1	0	0	1	0
Mike Jorgensen, L (1, 3) OBP: 0.349, SLG: 0.372	1-3 K ① 1-2		0-0 ③ 1B			1-2 2-3 ②		0-3 K ③		4	0	1	0	0	2	1
Larry Biittner, L (1, 7) OBP: 0.399, SLG: 0.432	1-2 FC4-5 ② 2-3			0-0 SH1-3 1B		0-0 4-3 ③			0-0 G3 ①	4	0	1	0	0	0	1
Gary Carter, R (1, 9) OBP: 0.372, SLG: 0.459	1-1 F9 ③			0-0 SH1-3 ① 1-2			1-1 5-3 ①		4-0 BB	2	0	0	0	1	0	1
Pete Mackanin, R (1, 4) OBP: 0.332, SLG: 0.415		4-1 1B SF7 BB		2-3 K ②			1-1 L8 ②		0-0 F9 ②	3	1	0	0	1	1	2
Larry Parrish, R (1, 5) OBP: 0.318, SLG: 0.427		0-0 G4-6-3 1B 1-3		1-0 L9 ③			1-1 1B 1B		2-2 F8 ③	4	0	2	0	0	0	2
Tim Foli, R (1, 6) OBP: 0.288, SLG: 0.275		0-0 SF7 ① 3-H			0-0 G5-4-3 1B		0-0 1-2 1B			2	0	2	1	0	0	0
Barry Foote, R (1, 2) OBP: 0.225, SLG: 0.259		3-2 G4-6-3 ②③ 1-2f			0-0 G5-4-3 ①② 1-2f		3-2 F9 ③			3	0	0	0	0	0	4
Dan Warthen, S (1, 1) OBP: 0.143, SLG: 0.143			1-1 1-3 ①		0-1 L3 ③			1-0 F8 ①		2	0	0	0	0	0	0
Jim Lyttle, L (8, PH)										1	0	0	0	0	0	0
Donald DeMola, R (9, 1)										0	0	0	0	0	0	0

Inning Stats									
	R: 0 H: 1 E: 0 LOB: 1 K: 1 BB: 0 S: 11 P: 14	R: 1 H: 1 E: 0 LOB: 0 K: 0 BB: 1 S: 7 P: 14	R: 0 H: 1 E: 0 LOB: 1 K: 0 BB: 0 S: 6 P: 8	R: 0 H: 1 E: 0 LOB: 1 K: 1 BB: 0 S: 7 P: 10	R: 0 H: 1 E: 0 LOB: 0 K: 0 BB: 0 S: 4 P: 4	R: 0 H: 0 E: 0 LOB: 0 K: 1 BB: 0 S: 7 P: 9	R: 0 H: 2 E: 0 LOB: 2 K: 0 BB: 0 S: 10 P: 16	R: 0 H: 0 E: 0 LOB: 0 K: 1 BB: 0 S: 5 P: 7	R: 0 H: 0 E: 0 LOB: 1 K: 0 BB: 1 S: 5 P: 11

| | | | | | | | | | |

Batter	1	2	3	4	5	6	7	8	9	10	11	AB	R	H	RBI	BB	SO	LOB
Wilbur Howard, S (1, 8) OBP: 0.407, SLG: 0.496	K		E 2B 2-H		6-3			1-3		K		5	0	1	1	0	2	1
Greg Gross, L (1, 9) OBP: 0.370, SLG: 0.353	1-4-3		SAFE K 2-3			1-3		6-3		FC5-4 BB		4	0	0	0	1	1	1
Enos Cabell, R (1, 7) OBP: 0.308, SLG: 0.393	K		F9			5-3		E3 1B		FC5-4 1-2f		5	0	0	0	0	1	2
Bob Watson, R (1, 3) OBP: 0.371, SLG: 0.509		E5 L4-3		K		F3		0-0 FC4-6 1-3 1B			4-3 1B	5	0	2	0	0	1	0
Milt May, L (1, 2) OBP: 0.286, SLG: 0.304		L4-3 1-2		G6-3 1B	4-3		FC4-6 1-2f				4-3 1-2	5	0	1	0	0	0	4
Doug Rader, R (1, 5) OBP: 0.322, SLG: 0.369		1B		G6-3 1-2f	K				SH6-3-6 1B		F9	5	0	2	0	0	1	2
Roger Metzger, S (1, 6) OBP: 0.303, SLG: 0.322		1-3			3-1		1B		SH6-3-6 1-3f		IBB	3	0	1	0	1	0	1
Larry Milbourne, S (1, 4) OBP: 0.197, SLG: 0.203			SH1-4 1B 2B		3B		1B 1-2 FC6-4		K		K	4	1	3	0	0	1	0
Cliff Johnson, R (11, PH) OBP: 0.378, SLG: 0.482												1	0	0	0	0	1	2
Rob Andrews, R (11, 4) OBP: 0.269, SLG: 0.241												0	0	0	0	0	0	0
Doug Konieczny, R (1, 1) OBP: 0.186, SLG: 0.214			SH1-4 1-2		L1		FC6-4 1-2f			F5		2	0	0	0	0	0	3
Ken Boswell, L (10, PH) OBP: 0.345, SLG: 0.290												1	0	0	0	0	0	0
Jose Sosa, R (10, 1)												0	0	0	0	0	0	0
Inning Stats	R: 0 E: 0 K: 2 S: 7 / H: 0 LOB: 0 BB: 0 P: 9	R: 0 E: 1 K: 0 S: 7 / H: 1 LOB: 1 BB: 0 P: 10	R: 1 E: 1 K: 1 S: 14 / H: 2 LOB: 1 BB: 0 P: 20	R: 0 E: 0 K: 1 S: 8 / H: 1 LOB: 0 BB: 0 P: 13	R: 0 E: 0 K: 0 S: 8 / H: 1 LOB: 1 BB: 0 P: 10	R: 0 E: 0 K: 0 S: 7 / H: 0 LOB: 0 BB: 0 P: 11	R: 0 E: 0 K: 1 S: 10 / H: 2 LOB: 2 BB: 0 P: 14	R: 0 E: 1 K: 0 S: 7 / H: 1 LOB: 2 BB: 0 P: 10	R: 0 E: 0 K: 1 S: 7 / H: 1 LOB: 0 BB: 0 P: 9	R: 0 E: 0 K: 1 S: 9 / H: 0 LOB: 1 BB: 1 P: 17	R: 0 E: 0 K: 1 S: 6 / H: 1 LOB: 2 BB: 1 P: 14	1B: 8 2B: 3 3B: 1 HR: 0	SF: 0 SAC: 2 DP: 3 HBP: 0				WP: 0 PB: 0 SB: 0 CS: 0	PA: 44	

PITCHER		IP	WLS	BF	H	R	ER	SO	BB	IBB	HBP	BLK	WP	HR	S	P	ERA	WHIP
Steve Rogers, R ERA: 2.67	(1, 1)	10.0		39	9	1	1	7	1	0	0	0	0	0	84	123	0.90	1.000
Dale Murray, R ERA: 3.71	(11, 1)	1.0	W	5	1	0	0	1	0	1	0	0	0	0	6	14	0.00	1.000

PITCHER	IP	WLS	BF	H	R	ER	SO	BB	IBB	HBP	BLK	WP	HR	S	P	ERA	WHIP

Houston Astros @ Montreal Expos

Jarry Park, Montreal, QB

Tue Jul 22 1975, 7:05 PM EDT

Att. 12,148 - Unknown

TOP

livebaseballscorecards.com

AB	40
R	1
H	10
RBI	1
BB	2
SO	8
LOB	16

Batter	1	2	3	4	5	6	7	8	9	10	11	AB	R	H	RBI	BB	SO	LOB
Pepe Mangual, R (1, 8) OBP: 0.327, SLG: 0.355	L9		F9			G5-4-3		K			SH1-4 1B BB	4	1	0	0	1	1	3
Mike Jorgensen, L (1, 3) OBP: 0.345, SLG: 0.366	F7			K			F8	3-1			SH1-4	4	0	0	0	0	1	2
Larry Bittner, L (1, 7) OBP: 0.399, SLG: 0.428	F9			K			1B SF8 1B		F9		1B IBB	4	1	1	0	1	1	0
Gary Carter, R (1, 9) OBP: 0.376, SLG: 0.461		G5-4-3 1B		5-3			1-3 1B		F3		1-2 2-H 1B	5	0	3	1	0	0	0
Pete Mackanin, R (1, 4) OBP: 0.326, SLG: 0.409		G5-4-3 1-2f			K		SF8 3-H		K			3	0	0	1	0	2	1
Larry Parrish, R (1, 5) OBP: 0.317, SLG: 0.424		1B			F8		F4			K		4	0	1	0	0	1	1
Tim Foli, R (1, 6) OBP: 0.288, SLG: 0.274		K			F9			F7		FC5-4 1B		4	0	1	0	0	1	1
Barry Foote, R (1, 2) OBP: 0.226, SLG: 0.259			5-3			L7		1B 1B		F9		4	0	1	0	0	0	1
Steve Rogers, R (1, 1) OBP: 0.289, SLG: 0.225			K			G5-4-3 BB		1-2 1B		FC5-4 1-2f		2	0	1	0	1	1	0
Bob Bailey, R (10, PH) OBP: 0.380, SLG: 0.356												1	0	0	0	0	0	1
Dale Murray, R (11, 1) OBP: 0.500, SLG: 0.250												0	0	0	0	0	0	0
Inning Stats	R: 0 E: 0 K: 0 S: 10 H: 0 LOB: 0 BB: 0 P: 13	R: 0 E: 0 K: 1 S: 11 H: 2 LOB: 1 BB: 0 P: 16	R: 0 E: 0 K: 1 S: 6 H: 0 LOB: 0 BB: 0 P: 8	R: 0 E: 0 K: 2 S: 7 H: 0 LOB: 0 BB: 0 P: 10	R: 0 E: 0 K: 1 S: 6 H: 0 LOB: 0 BB: 0 P: 7	R: 0 E: 0 K: 0 S: 3 H: 0 LOB: 0 BB: 1 P: 8	R: 1 E: 0 K: 0 S: 7 H: 2 LOB: 1 BB: 0 P: 9	R: 0 E: 0 K: 1 S: 15 H: 2 LOB: 2 BB: 0 P: 23	R: 0 E: 0 K: 1 S: 8 H: 0 LOB: 0 BB: 0 P: 10	R: 0 E: 0 K: 1 S: 8 H: 1 LOB: 1 BB: 0 P: 11	R: 1 E: 0 K: 0 S: 3 H: 1 LOB: 2 BB: 2 P: 11	1B: 8 2B: 0 3B: 0 HR: 0	SF: 1 SAC: 1 DP: 2 HBP: 0		WP: 0 PB: 0 SB: 0 CS: 0	PA: 40		

PITCHER		IP	WLS	BF	H	R	ER	SO	BB	IBB	HBP	BLK	WP	HR	S	P	ERA	WHIP
Doug Konieczny, R ERA: 4.24	(1, 1)	9.0		32	6	1	1	7	1	0	0	0	0	0	73	104	1.00	0.778
Jose Sosa, R ERA: 6.75	(10, 1)	1.1	L	8	2	1	1	1	1	1	0	0	0	0	11	22	6.75	2.250

PITCHER	IP	WLS	BF	H	R	ER	SO	BB	IBB	HBP	BLK	WP	HR	S	P	ERA	WHIP

Houston Astros @ Montreal Expos

Jarry Park, Montreal, QB

Tue Jul 22 1975, 7:05 PM EDT

Att. 12,148 - Unknown

livebaseballscorecards.com

AB	35
R	2
H	8
RBI	2
BB	3
SO	8
LOB	10

Batter	1	2	3	4	5	6	7	8	9	AB	R	H	RBI	BB	SO	LOB
Wilbur Howard, S (1, 8) OBP: 0.410, SLG: 0.496	S B B S C 2-3 ① K		X 0-0 ① F8		S B B B S X 3-2 ② 1-3 2-H 1B			B B S X 2-1 CS 1B 1B		4	0	2	1	0	1	0
Greg Gross, L (1, 9) OBP: 0.372, SLG: 0.355	B S X 1-1 2B 1B		S S B S 1-3 K 9-3		S X 0-1 ③ F9			S X 0-1 1B 1-2 1B		4	1	2	0	0	1	1
Enos Cabell, R (1, 7) OBP: 0.307, SLG: 0.390	B S S S 1-3 ② K		X 0-0 ② ③ 9-3 1-2f			S S S 0-3 ① K		X 0-0 ① 1-3 2-3 1B		4	0	1	0	0	2	2
Bob Watson, R (1, 3) OBP: 0.369, SLG: 0.509	S B B B X 3-1 1-H 2B			S S S 0-3 ① K		B S S S X 2-2 ② 6-3		X 0-0 ② L4		4	0	1	1	0	1	2
Milt May, L (1, 2) OBP: 0.285, SLG: 0.303	B X 1-0 ③ F7			B S B S C 2-3 ② K		S B S B X 2-2 1B		X 0-0 ③ L6		4	0	1	0	0	1	3
Doug Rader, R (1, 5) OBP: 0.318, SLG: 0.364		S S X 0-2 ① 5-3		B S B B S X 2-2 ③ F8		S S F F S 0-3 ③ K			S B B B S F X 2-2 ① 6-3	4	0	0	0	0	1	1
Roger Metzger, S (1, 6) OBP: 0.299, SLG: 0.319		B B X 2-0 ② 3-1			B S S B S 2-3 ① K		S B B B X 3-1 ① 4-3		B S S S X 1-2 ② L9	4	0	0	0	0	1	0
Larry Milbourne, S (1, 4) OBP: 0.213, SLG: 0.218		B S X 1-1 FC6-4 1B			B X 1-0 SH 1B 1B		B B S S X 2-1 ② 4-3		S S S 0-3 ③ K	4	1	2	0	0	1	0
J.R. Richard, R (1, 1) OBP: 0.238, SLG: 0.405		S S X 0-2 ③ FC6-4 1-2f			B X 1-0 SH 1B 1-2		B S B S B S 3-3 ③ K			2	0	0	0	0	1	1
Inning Stats	R: 1 H: 2 E: 0 LOB: 1 K: 2 BB: 0 S: 11 P: 19	R: 0 H: 1 E: 0 LOB: 1 K: 0 BB: 0 S: 9 P: 12	R: 0 H: 0 E: 0 LOB: 0 K: 1 BB: 0 S: 5 P: 6	R: 0 H: 0 E: 0 LOB: 0 K: 2 BB: 0 S: 9 P: 13	R: 1 H: 2 E: 0 LOB: 1 K: 1 BB: 0 S: 10 P: 17	R: 0 H: 1 E: 0 LOB: 1 K: 2 BB: 0 S: 14 P: 18	R: 0 H: 0 E: 0 LOB: 0 K: 1 BB: 0 S: 7 P: 15	R: 0 H: 3 E: 0 LOB: 2 K: 0 BB: 0 S: 7 P: 9	R: 0 H: 0 E: 0 LOB: 0 K: 1 BB: 0 S: 10 P: 13	1B: 8 SF: 0 2B: 2 SAC: 1 3B: 0 DP: 1 HR: 0 HBP: 0						

PITCHER		IP	WLS	BF	H	R	ER	SO	BB	IBB	HBP	BLK	WP	HR	S	P	ERA	WHIP
Dennis Blair, R ERA: 3.33	(1, 1)	7.0	L	27	6	2	2	9	0	0	0	0	0	0	65	100	2.57	0.857
Dale Murray, R ERA: 3.55	(8, 1)	2.0		8	3	0	0	1	0	0	0	0	0	0	17	22	0.00	1.500

PITCHER	IP	WLS	BF	H	R	ER	SO	BB	IBB	HBP	BLK	WP	HR	S	P	ERA	WHIP

Houston Astros @ Montreal Expos

Jarry Park, Montreal, QB

Wed Jul 23 1975, 7:05 PM EDT

Att. 16,804 - Unknown

TOP

livebaseballscorecards.com

AB	34
R	2
H	9
RBI	2
BB	0
SO	10
LOB	10

1B: 8	SF: 0	WP: 0	PA: 35
2B: 2	SAC: 1	PB: 1	
3B: 0	DP: 1	SB: 0	
HR: 0	HBP: 0	CS: 1	

Houston Astros @ Montreal Expos

Jarry Park, Montreal, QB

Wed Jul 23 1975, 7:05 PM EDT

Att. 16,804 - Unknown

livebaseballscorecards.com

BOTTOM

Batter	1	2	3	4	5	6	7	8	9	AB	R	H	RBI	BB	SO	LOB
Pepe Mangual, R (1, 8) OBP: 0.327, SLG: 0.352	5-3		FC6-4 1B 1-2f		4-1 G6-3 BB 1-2		L7			3	0	0	0	1	0	1
Mike Jorgensen, L (1, 3) OBP: 0.344, SLG: 0.365	K		1-2 G6-3 1B 1-2		0-0 G6-3 1-2f		K WP			4	0	1	0	0	2	2
Larry Biittner, L (1, 7) OBP: 0.391, SLG: 0.418 Dale Murray, R (8, 1) OBP: 0.500, SLG: 0.250	3-1		0-0 G6-3 1-2f			2-1 F8	0-3 K 1-2			4 0	0 0	0 0	0 0	0 0	1 0	3 0
Gary Carter, R (1, 9) OBP: 0.380, SLG: 0.472		4-2 SH1-4 BB BB		2-1 HR		4-1 1B 1B BB		0-1 2-3		2	1	1	1	2	0	0
Pete Mackanin, R (1, 4) OBP: 0.329, SLG: 0.408		4-2 SH1-4 BB 1-2		1-3 K		0-0 1B 1B 1-2		1-2 6-3		3	0	1	0	1	1	0
Larry Parrish, R (1, 5) OBP: 0.317, SLG: 0.423		0-1 SH1-4 1-2 2-3		0-1 5-3		1-2 1B 1-2 2-3		0-0 6-3		3	0	1	0	0	0	0
Tim Foli, R (1, 6) OBP: 0.285, SLG: 0.272 Bob Bailey, R (9, PH) OBP: 0.378, SLG: 0.353		0-3 K		0-0 6-3		0-0 F8			0-0 F8	3 1	0 0	0 0	0 0	0 0	1 0	5 0
Barry Foote, R (1, 2) OBP: 0.222, SLG: 0.255		1-1 F4			1-3 K	2-0 6-3			1-1 F7	4	0	0	0	0	1	5
Dennis Blair, R (1, 1) OBP: 0.250, SLG: 0.206 Jim Lyttle, L (7, PH) (8, 7)			1-2 FC6-4 1B		4-1 BB BB		0-2 4-3		1-1 F7	1 2	0 0	1 0	0 0	1 0	0 0	0 0
Inning Stats	R: 0 E: 0 K: 1 S: 10 H: 0 LOB: 0 BB: 0 P: 15	R: 0 E: 0 K: 1 S: 12 H: 0 LOB: 2 BB: 2 P: 21	R: 0 E: 0 K: 0 S: 9 H: 2 LOB: 1 BB: 0 P: 13	R: 1 E: 0 K: 1 S: 8 H: 1 LOB: 0 BB: 0 P: 11	R: 0 E: 0 K: 1 S: 6 H: 0 LOB: 1 BB: 2 P: 15	R: 0 E: 0 K: 0 S: 9 H: 2 LOB: 3 BB: 1 P: 18	R: 0 E: 0 K: 2 S: 11 H: 0 LOB: 1 BB: 0 P: 13	R: 0 E: 0 K: 0 S: 6 H: 0 LOB: 0 BB: 0 P: 7	R: 0 E: 0 K: 0 S: 5 H: 0 LOB: 0 BB: 0 P: 7	1B: 4 2B: 0 3B: 0 HR: 1	SF: 0 SAC: 1 DP: 2 HBP: 0						

	AB	30
	R	1
	H	5
	RBI	1
	BB	5
	SO	6
	LOB	16

WP: 2 PA: 36
PB: 0
SB: 0
CS: 0

PITCHER	IP	WLS	BF	H	R	ER	SO	BB	IBB	HBP	BLK	WP	HR	S	P	ERA	WHIP
J.R. Richard, R (1, 1) ERA: 4.83	9.0	W	36	5	1	1	6	5	0	0	0	2	1	76	120	1.00	1.111

PITCHER	IP	WLS	BF	H	R	ER	SO	BB	IBB	HBP	BLK	WP	HR	S	P	ERA	WHIP

Batter	1	2	3	4	5	6	7	8	9	AB	R	H	RBI	BB	SO	LOB
Wilbur Howard, S (1, 8) OBP: 0.410, SLG: 0.493	S S B S 1-3 ① K	S X 0-1 ③ F7			S S X 0-2 2B 1B	S S X 0-2 CS 1B 3-H			B S X 1-1 ① 6-3	5	1	2	1	0	1	2
Greg Gross, L (1, 9) OBP: 0.375, SLG: 0.358	B B S B S B 4-2 WP 2B BB		B B S B X 3-1 ① 6-3		S B X 1-1 1-H 2B	B B S B 3-1 ③ CS 1-2	B S S F B F F 3-2 X F7 ①		B B B S S B 4-2 FC4-6 BB	3	1	1	1	2	0	0
Enos Cabell, R (1, 7) (9, 3) OBP: 0.301, SLG: 0.382	S B B X 2-1 ② 1-3 1-2		B S B B X 3-1 ② F3		S X 0-1 ③ 5-3		B B X 2-0 ② 5-3		X 0-0 ② FC4-6 FC4-6 1-2f	5	0	0	0	0	0	3
Bob Watson, R (1, 3) OBP: 0.372, SLG: 0.513 Jose Cruz, L (9, 7) OBP: 0.332, SLG: 0.306	S S X 0-2 2-H 2B		S S X 0-2 ③ 4-3			B S S X 1-2 BLK 1B 1B	B B S B X 3-1 1B 1B		B S X 1-1 ③ FC4-6 1-2f	5 0	1 0	3 0	1 0	0 0	0 0	1 0
Milt May, L (1, 2) OBP: 0.288, SLG: 0.306	B S X 1-1 ③ F4			S B S F B F X 2-2 ① L8		X 0-0 1-H 3B 1B 1B	X 0-0 1-2 1B			4	1	2	1	0	0	1
Doug Rader, R (1, 5) OBP: 0.318, SLG: 0.363		S X 0-1 SH2-4 SH 1B		X 0-0 ② 5-3		S B S C 1-3 ① K	B S S B X 2-2 ③ F9			4	0	1	0	0	1	3
Roger Metzger, S (1, 6) OBP: 0.302, SLG: 0.320 Rob Andrews, R (8, 4) OBP: 0.269, SLG: 0.241		X 0-0 SH SH2-4 1-2		B X 1-0 ③ G3		X 0-0 1-2 3B 1B		B B B 4-0 SH1-3 S CS BB		2 0	1 0	1 0	0 0	1 0	0 0	0 0
Larry Milbourne, S (1, 4) (8, 6) OBP: 0.217, SLG: 0.247		S S S 0-3 ① K			B S X 1-1 ① F7	X 0-0 1-H 2-H 1B 3B		S B X 1-1 ① SH1-3 1-3		3	1	1	2	0	1	2
Larry Dierker, R (1, 1) OBP: 0.082, SLG: 0.082 Wayne Granger, R (9, 1) Mike Cosgrove, L (9, 1)		X 0-0 ② SH2-4 1-2 2-3			S S S 0-3 ② K	X 0-0 ② 1-3		B S X 1-1 ② ③ 4-3 3-H		3 0 0	0 0 0	0 0 0	0 0 0	0 0 0	1 0 0	2 0 0
Inning Stats	R: 1 H: 1 E: 0 LOB: 1 K: 1 BB: 1 S: 12 P: 20	R: 0 H: 1 E: 1 LOB: 2 K: 1 BB: 0 S: 9 P: 9	R: 0 H: 0 E: 0 LOB: 0 K: 0 BB: 0 S: 7 P: 13	R: 0 H: 0 E: 0 LOB: 0 K: 0 BB: 0 S: 7 P: 10	R: 1 H: 2 E: 0 LOB: 1 K: 1 BB: 0 S: 12 P: 14	R: 4 H: 5 E: 0 LOB: 0 K: 1 BB: 0 S: 14 P: 19	R: 0 H: 2 E: 0 LOB: 2 K: 0 BB: 0 S: 14 P: 24	R: 0 H: 0 E: 0 LOB: 0 K: 0 BB: 1 S: 4 P: 10	R: 0 H: 0 E: 0 LOB: 1 K: 0 BB: 1 S: 7 P: 13	1B: 8 2B: 2 3B: 1 HR: 0	SF: 0 SAC: 3 DP: 0 HBP: 0					WP: 1 PB: 0 SB: 1 CS: 2	PA: 41

PITCHER		IP	WLS	BF	H	R	ER	SO	BB	IBB	HBP	BLK	WP	HR	S	P	ERA	WHIP
Steve Renko, R ERA: 5.15	(1, 1)	6.0	L	28	9	6	6	4	1	0	0	1	1	0	61	85	9.00	1.667
Chuck Taylor, R ERA: 4.14	(7, 1)	1.0		5	2	0	0	0	0	0	0	0	0	0	14	24	0.00	2.000
Don Carrithers, R ERA:	(8, 1)	2.0		7	0	0	0	0	2	0	0	0	0	0	11	23	0.00	1.000

PITCHER	IP	WLS	BF	H	R	ER	SO	BB	IBB	HBP	BLK	WP	HR	S	P	ERA	WHIP

TOP

Houston Astros @ Montreal Expos

Jarry Park, Montreal, QB

Thu Jul 24 1975, 7:05 PM EDT

Att. 7,185 - Unknown - 72 F

livebaseballscorecards.com

AB	34
R	6
H	11
RBI	6
BB	3
SO	4
LOB	14

Batter	1	2	3	4	5	6	7	8	9	AB	R	H	RBI	BB	SO	LOB
Pepe Mangual, R (1, 8) OBP: 0.323, SLG: 0.347	S B S B S 2-3 K ①		B S B X 2-1 6-3 ②		B B S X 2-1 F2 ②		X 0-0 FC5-4 1-2f ③		S S S 0-3 K ②	5	0	0	0	0	2	3
Mike Jorgensen, L (1, 3) OBP: 0.346, SLG: 0.377 Bob Bailey, R (9, PH) OBP: 0.376, SLG: 0.350	S S X 0-2 P6 ②		B B B X 2-1 BB 2-H 1B		S B S B B B X 3-2 F2 ③			B B S X 2-1 HR	X 0-0 6-3 ③	4 1	1 0	2 0	2 0	0 0	0 0	0 1
Larry Biittner, L (1, 9) OBP: 0.388, SLG: 0.412	S B X 1-1 F8 ③		B B S B B 4-1 1-2 BB			S B X 1-1 4-3 ①		B X 1-0 5-3 ①		3	0	0	0	1	0	0
Gary Carter, R (1, 2) OBP: 0.379, SLG: 0.467		S B X 1-1 F2 ①	B S S X 1-2 F7 ③			S B S B B B 4-2 BB		B B X 2-0 5-3 ②		3	0	0	0	1	0	2
Jim Lyttle, L (1, 7) OBP: 0.111, SLG: 0.111		S B B X 2-1 G3 ②		S S B B B S 3-3 K ①		X 0-0 L1-6 ②		B S B S S X 2-2 1B		4	0	1	0	0	1	1
Larry Parrish, R (1, 5) OBP: 0.316, SLG: 0.424		B X 1-0 6-3 ③		S S X 0-2 2B ②		B X 1-0 F8 ③		B S B S S 2-3 K ③		4	0	1	0	0	1	2
Pete Mackanin, R (1, 4) OBP: 0.332, SLG: 0.429			B S B S S X 2-2 1B 2B	B B X 2-0 F6 ③			X 0-0 F8 ①		B S X 1-1 HR	4	2	2	1	0	0	0
Tim Foli, R (1, 6) OBP: 0.290, SLG: 0.281			S B S S X 1-2 SH1-4 2-H 1B 1B		S X 0-1 L9 ①		S X 0-1 FC5-4 1B		B S B S F X 2-2 2B	4	1	3	1	0	0	0
Steve Renko, R (1, 1) OBP: 0.367, SLG: 0.464 Chuck Taylor, R (7, 1) Tony Scott, S (7, PH) OBP: 0.258, SLG: 0.248 Don Carrithers, R (8, 1) Jose Morales, R (9, PH) OBP: 0.346, SLG: 0.447			X 0-0 SH1-4 1-2 ①		B X 1-0 HR		B S B S S 2-3 K ②		B X 1-0 6-3 ①	1 0 1 0 1	1 0 0 0 0	1 0 0 0 0	1 0 0 0 0	0 0 1 0 0	0 0 1 0 1	0 0 1 0 1
Inning Stats	R: 0 H: 0 E: 0 LOB: 0 K: 1 BB: 0 S: 8 P: 11	R: 0 H: 0 E: 0 LOB: 0 K: 0 BB: 0 S: 5 P: 9	R: 2 H: 3 E: 0 LOB: 2 K: 0 BB: 1 S: 15 P: 27	R: 0 H: 1 E: 0 LOB: 0 K: 1 BB: 0 S: 7 P: 12	R: 1 H: 1 E: 0 LOB: 0 K: 0 BB: 0 S: 8 P: 14	R: 0 H: 0 E: 0 LOB: 1 K: 0 BB: 1 S: 6 P: 12	R: 0 H: 1 E: 0 LOB: 1 K: 1 BB: 0 S: 7 P: 9	R: 1 H: 2 E: 0 LOB: 1 K: 1 BB: 0 S: 10 P: 19	R: 1 H: 2 E: 0 LOB: 1 K: 1 BB: 0 S: 11 P: 15	1B: 4 2B: 3 3B: 0 HR: 3		SF: 0 SAC: 1 DP: 0 HBP: 0		WP: 0 PB: 0 SB: 0 CS: 0		PA: 38

PITCHER		IP	WLS	BF	H	R	ER	SO	BB	IBB	HBP	BLK	WP	HR	S	P	ERA	WHIP
Larry Dierker, R ERA: 4.16	(1, 1)	8.0	W	34	9	5	5	4	2	0	0	0	0	3	68	116	5.62	1.375
Wayne Granger, R ERA: 2.6	(9, 1)	0.2		3	1	0	0	1	0	0	0	0	0	0	8	11	0.00	1.500
Mike Cosgrove, L ERA: 2.33	(9, 1)	0.1	S	1	0	0	0	0	0	0	0	0	0	0	1	1	0.00	0.000

PITCHER	IP	WLS	BF	H	R	ER	SO	BB	IBB	HBP	BLK	WP	HR	S	P	ERA	WHIP

BOTTOM

Houston Astros @ Montreal Expos

Jarry Park, Montreal, QB

Thu Jul 24 1975, 7:05 PM EDT

Att. 7,185 - Unknown - 72 F

livebaseballscorecards.com

AB	35
R	5
H	10
RBI	5
BB	2
SO	5
LOB	11

Batter	1	2	3	4	5	6	7	8	9	AB	R	H	RBI	BB	SO	LOB
Pepe Mangual, R (1, 8) OBP: 0.322, SLG: 0.346	SH1-4 1B		F6		F9			L9		4	0	1	0	0	0	0
Pete Mackanin, R (1, 4) OBP: 0.327, SLG: 0.423	SH1-4 1-2		5-3			F9		L8		3	0	0	0	0	0	0
Gary Carter, R (1, 9) OBP: 0.377, SLG: 0.462	BB		6-3			6-3		F6		3	0	0	0	1	0	0
Bob Bailey, R (1, 7) OBP: 0.373, SLG: 0.348	K			6-3		1B			6-3	4	0	1	0	0	1	2
Larry Parrish, R (1, 5) OBP: 0.312, SLG: 0.418	4-3			5-3		K			5-3	4	0	0	0	0	1	3
Nate Colbert, R (1, 3) OBP: 0.223, SLG: 0.269		F4		FC6-4 BB			5-3		P5	3	0	0	0	1	0	0
Barry Foote, R (1, 2) OBP: 0.227, SLG: 0.276		2B		FC6-4 1-2f			HR			3	1	2	1	0	0	1
Tim Foli, R (1, 6) OBP: 0.288, SLG: 0.278		F9			5-3		6-3			3	0	0	0	0	0	1
Woodie Fryman, R (1, 1) OBP: 0.231, SLG: 0.263		5-3			K		K			1	0	0	0	0	0	1
Donald DeMola, R (3, 1)										2	0	0	0	0	2	0
Chuck Taylor, R (8, 1)										0	0	0	0	0	0	0

TOP

Montreal Expos @ Pittsburgh Pirates

Three Rivers Stadium, Pittsburgh, PA

Fri Jul 25 1975, 7:05 PM EDT

Att. 20,124 - Unknown

livebaseballscorecards.com

AB	30
R	1
H	4
RBI	1
BB	2
SO	4
LOB	8

Inning Stats	1	2	3	4	5	6	7	8	9
R	0	0	0	0	0	1	0	0	0
E	0	0	0	0	0	0	0	0	0
K	1	0	0	0	1	1	1	0	0
S	11	8	5	7	8	8	10	6	6
H	1	1	0	0	0	1	1	0	0
LOB	2	1	0	1	0	1	1	0	0
BB	1	0	0	1	0	0	0	0	0
P	16	15	11	12	12	12	11	9	9

1B	2
2B	1
3B	0
HR	1
SF	0
SAC	1
DP	0
HBP	0
WP	0
PB	0
SB	0
CS	0
PA	33

PITCHER	IP	WLS	BF	H	R	ER	SO	BB	IBB	HBP	BLK	WP	HR	S	P	ERA	WHIP
Jerry Reuss, L (1, 1) ERA: 2.23	9.0	W	33	4	1	1	4	2	0	0	0	0	1	69	107	1.00	0.667

PITCHER	IP	WLS	BF	H	R	ER	SO	BB	IBB	HBP	BLK	WP	HR	S	P	ERA	WHIP

BOTTOM

Batter	1	2	3	4	5	6	7	8	9	AB	R	H	RBI	BB	SO	LOB
Rennie Stennett, R (1, 4) OBP: 0.294, SLG: 0.365	S X 0-1 ① P4		X 0-0 ② 4-3			S S S 0-3 ① K	X 0-0 2-H ③ 1B			4	0	1	1	0	1	0
Manny Sanguillen, R (1, 2) OBP: 0.403, SLG: 0.459	B X 1-0 ② F7		S S B S S 1-3 ③ K			S S B F S 1-3 ② K	S X 0-1 ③ F2			4	0	0	0	0	2	1
Al Oliver, L (1, 8) OBP: 0.305, SLG: 0.447	S S B B B X 3-2 ③ P6			X 0-0 ① F7		S B X 1-1 ③ F8		X 0-0 ① 4-3		4	0	0	0	0	0	0
Bob Robertson, R (1, 3) OBP: 0.382, SLG: 0.446 Ed Kirkpatrick, L (8, 3) OBP: 0.309, SLG: 0.366		S B S B B B 4-2 WP 1B BB		S B B X 2-1 ② 5-3			S S B H 2-2 2B HBP	S B B S F X 3-2 HR		1 1	1 1	0 1	0 1	1 0	0 0	0 0
Richie Zisk, R (1, 7) OBP: 0.357, SLG: 0.439		S S B B B X 3-2 ① F3		B S X 1-1 ③ 4-3			X 0-0 1B 1-H FC4 2B	B B B B 4-0 FC5-4 BB		3	1	1	1	1	0	1
Dave Parker, L (1, 9) OBP: 0.373, SLG: 0.595		X 0-0 WP 1-2 1B			B S S X 1-2 HR		B X 1-0 E FC4 SF9 2-3 1B	X 0-0 ② FC5-4 1-2f		4	2	3	1	0	0	1
Art Howe, R (1, 5) OBP: 0.253, SLG: 0.218		X 0-0 ② F7			S B S X 1-2 ① P5		S S B B X 2-2 FC4 6-3 1B 1-3 3-H	X 0-0 ③ 5-3		4	1	0	1	0	0	4
Frank Taveras, R (1, 6) OBP: 0.260, SLG: 0.245		S S B B X 2-2 ③ 6-3 1-2 2-3			S S X 0-2 ② 6-3		X 0-0 ① SF9 3-H			2	0	0	1	0	0	2
Jerry Reuss, L (1, 1) OBP: 0.283, SLG: 0.233			S B B S S 2-3 ① K		S B S S 1-3 ③ K		X 0-0 ② 6-3 1-2			3	0	0	0	0	2	1
Inning Stats	R: 0 E: 0 K: 0 S: 6 H: 0 LOB: 0 BB: 0 P: 10	R: 0 E: 0 K: 0 S: 10 H: 1 LOB: 2 BB: 1 P: 19	R: 0 E: 0 K: 2 S: 7 H: 0 LOB: 0 BB: 0 P: 10	R: 0 E: 0 K: 0 S: 5 H: 0 LOB: 0 BB: 0 P: 8	R: 1 E: 0 K: 1 S: 12 H: 1 LOB: 0 BB: 0 P: 15	R: 0 E: 0 K: 2 S: 9 H: 0 LOB: 0 BB: 0 P: 11	R: 4 E: 1 K: 0 S: 12 H: 3 LOB: 1 BB: 0 P: 17	R: 1 E: 0 K: 0 S: 7 H: 1 LOB: 1 BB: 1 P: 14		1B: 3 2B: 1 3B: 0 HR: 2 SF: 1 SAC: 0 DP: 0 HBP: 1					WP: 1 PB: 0 SB: 0 CS: 0 PA: 34	

PITCHER		IP	WLS	BF	H	R	ER	SO	BB	IBB	HBP	BLK	WP	HR	S	P	ERA	WHIP
Woodie Fryman, L ERA: 3.03	(1, 1)	2.1		9	1	0	0	1	1	0	0	0	1	0	19	34	0.00	0.857
Donald DeMola, R ERA: 3.82	(3, 1)	5.0	L	23	5	6	6	4	1	0	1	0	0	2	47	68	10.80	1.200
Chuck Taylor, R ERA: 4.09	(8, 1)	0.2		2	0	0	0	0	0	0	0	0	0	0	2	2	0.00	0.000

PITCHER	IP	WLS	BF	H	R	ER	SO	BB	IBB	HBP	BLK	WP	HR	S	P	ERA	WHIP

Montreal Expos @ Pittsburgh Pirates

Three Rivers Stadium, Pittsburgh, PA

Fri Jul 25 1975, 7:05 PM EDT

Att. 20,124 - Unknown

livebaseballscorecards.com

AB	30
R	6
H	6
RBI	6
BB	2
SO	5
LOB	10

Batter	1	2	3	4	5	6	7	8	9	AB	R	H	RBI	BB	SO	LOB
Pepe Mangual, R (1, 8) OBP: 0.323, SLG: 0.353	F8		0-0 1B 3B	3-2 2-H 1B			F9		6-3	5	2	2	1	0	0	0
Pete Mackanin, R (1, 4) OBP: 0.329, SLG: 0.427	E 2B		F9	1-1 2-H 1B			5-3		F9	5	0	2	1	0	0	1
Gary Carter, R (1, 9) OBP: 0.373, SLG: 0.456	E6 2-3		K	K			5-3			4	0	0	0	0	2	3
Jose Morales, R (1, 7) OBP: 0.375, SLG: 0.460 Tony Scott, S (8, PR) OBP: 0.258, SLG: 0.248 (8, 7)	G5-4-3 IBB		1B 1B 3-H	1-3				SH1-4 3B 1B		3 0	0 1	2 0	1 0	1 0	0 0	0 0
Bob Bailey, R (1, 5) OBP: 0.372, SLG: 0.347 Pepe Frias, R (8, 5) OBP: 0.208, SLG: 0.190	G5-4-3 1-2f		2-1 1-2 1B	F8				SH1-4 1-2		3 0	0 0	1 0	0 0	0 0	0 0	3 0
Nate Colbert, R (1, 3) OBP: 0.227, SLG: 0.270		FC6-4 1B	F4	K				3B IBB		3	1	1	0	1	1	2
Barry Foote, R (1, 2) OBP: 0.231, SLG: 0.287		FC6-4 1-2f	F9	G5-4-3 1B				1-H 2-H 8-2 3B		4	0	2	2	0	0	1
Tim Foli, R (1, 6) OBP: 0.288, SLG: 0.278		L7	SH1-4 1B 1B	G5-4-3 1-2f				8-2 3-Hf		4	1	1	0	0	0	4
Steve Rogers, R (1, 1) OBP: 0.271, SLG: 0.209		K	SH1-4 1-2	6-3					6-3	3	0	0	0	0	1	1
Inning Stats	R: 0 E: 1 K: 0 S: 9 H: 1 LOB: 2 BB: 1 P: 19	R: 0 E: 0 K: 1 S: 8 H: 1 LOB: 1 BB: 0 P: 12	R: 1 E: 0 K: 1 S: 16 H: 3 LOB: 2 BB: 0 P: 27	R: 2 E: 0 K: 1 S: 13 H: 3 LOB: 1 BB: 0 P: 18	R: 0 E: 0 K: 1 S: 7 H: 0 LOB: 0 BB: 0 P: 11	R: 0 E: 0 K: 0 S: 7 H: 1 LOB: 0 BB: 0 P: 10	R: 0 E: 0 K: 0 S: 8 H: 0 LOB: 0 BB: 0 P: 12	R: 2 E: 0 K: 0 S: 5 H: 2 LOB: 1 BB: 1 P: 9	R: 0 E: 0 K: 0 S: 9 H: 0 LOB: 0 BB: 0 P: 14	1B: 8 2B: 2 3B: 2 HR: 0	SF: 0 SAC: 2 DP: 3 HBP: 0						

PITCHER		IP	WLS	BF	H	R	ER	SO	BB	IBB	HBP	BLK	WP	HR	S	P	ERA	WHIP
Jim Rooker, L ERA: 3.29	(1, 1)	7.0	L	30	9	3	3	4	0	1	0	0	0	0	68	109	3.86	1.286
Dave Giusti, R ERA: 2.41	(8, 1)	2.0		8	2	2	2	0	0	1	0	0	0	0	14	23	9.00	1.000

PITCHER	IP	WLS	BF	H	R	ER	SO	BB	IBB	HBP	BLK	WP	HR	S	P	ERA	WHIP

TOP

Montreal Expos @ Pittsburgh Pirates

Three Rivers Stadium, Pittsburgh, PA

Sat Jul 26 1975, 3:33 AM EDT

Att. 4,394 - Unknown

livebaseballscorecards.com

AB	34
R	5
H	11
RBI	5
BB	2
SO	4
LOB	15

WP: 0 PB: 0 SB: 0 CS: 0 PA: 38

Montreal Expos @ Pittsburgh Pirates

Three Rivers Stadium, Pittsburgh, PA

Sat Jul 26 1975, 3:33 AM EDT

Att. 4,394 - Unknown

BOTTOM

Batter	1	2	3	4	5	6	7	8	9	AB	R	H	RBI	BB	SO	LOB
Rennie Stennett, R (1, 4) OBP: 0.291, SLG: 0.362	0-0 ① 4-3		2-1 ② F7		1 SAFE 0-2 ②③ L9 1-2			1-0 ① F8		4	0	0	0	0	0	1
Manny Sanguillen, R (1, 2) OBP: 0.404, SLG: 0.463	0-1 L8-4 S 1B		0-0 2B			0-0 ① F7		1-1 ② F4		4	0	2	0	0	0	0
Al Oliver, L (1, 8) OBP: 0.302, SLG: 0.442	3-2 ②③ L8-4 1-3		0-0 ③ F6			0-0 ② G3		3-2 ③ 6-3		4	0	0	0	0	0	2
Willie Stargell, L (1, 3) OBP: 0.373, SLG: 0.550		3-2 4-3 2B 1B		1-2 ① L8		2-3 ③ K			X 0-0 E4 G4-3	4	1	1	0	0	1	0
Dave Parker, L (1, 9) OBP: 0.372, SLG: 0.591	X 0-0 ① 4-3 1-2		2-2 4-3				2-2 G5-4-3 1B		B X 1-0 ① F7	4	0	1	0	0	0	2
Richie Zisk, R (1, 7) OBP: 0.356, SLG: 0.437		S S B B X 2-2 ② F8		S B B X 2-1 FC6-4 1B			B S X 1-1 ①② G5-4-3 1-2f		S X 0-1 ②③ G4-3 1-2f	4	0	1	0	0	0	3
Art Howe, R (1, 5) OBP: 0.267, SLG: 0.259		B X 1-0 2-H 2B		B X 1-0 ③ FC6-4 1-2f			X 0-0 1B 2B			3	1	2	1	0	0	1
Frank Taveras, R (1, 6) OBP: 0.262, SLG: 0.244 Ed Kirkpatrick, L (7, PH) OBP: 0.316, SLG: 0.373 Mario Mendoza, R (7, PR) OBP: 0.226, SLG: 0.200 (8, 6)		B S X 1-1 ③ F8			B B B B 4-0 L9 BB		X 0-0 2-H 1B			1 1 0	0 0 0	0 1 0	0 1 0	1 0 0	0 0 0	1 0 0
Jim Rooker, R (1, 1) OBP: 0.159, SLG: 0.119 Ken Brett, L (7, PH) OBP: 0.226, SLG: 0.387 Dave Giusti, R (8, 1) OBP: 0.375, SLG: 0.286			S S B S 1-3 ① K		S S B S 1-3 ① K		B S B S B X 3-2 ③ F8			2 1 0	0 0 0	0 0 0	0 0 0	0 0 0	2 0 0	1 1 0

Inning Stats									
	R: 0 H: 1 E: 0 LOB: 0 K: 0 BB: 0 S: 9 P: 12	R: 1 H: 2 E: 0 LOB: 1 K: 0 BB: 0 S: 10 P: 17	R: 0 H: 1 E: 0 LOB: 1 K: 1 BB: 0 S: 7 P: 10	R: 0 H: 1 E: 0 LOB: 1 K: 0 BB: 0 S: 9 P: 15	R: 0 H: 0 E: 0 LOB: 0 K: 1 BB: 1 S: 6 P: 11	R: 0 H: 0 E: 0 LOB: 0 K: 1 BB: 0 S: 5 P: 7	R: 1 H: 3 E: 0 LOB: 1 K: 0 BB: 0 S: 11 P: 17	R: 0 H: 0 E: 0 LOB: 0 K: 0 BB: 0 S: 7 P: 12	R: 0 H: 0 E: 1 LOB: 0 K: 0 BB: 0 S: 4 P: 5	1B: 5 SF: 0 2B: 4 SAC: 0 3B: 0 DP: 3 HR: 0 HBP: 0	WP: 0 PA: 33 PB: 0 SB: 1 CS: 0

PITCHER		IP	WLS	BF	H	R	ER	SO	BB	IBB	HBP	BLK	WP	HR	S	P	ERA	WHIP
Steve Rogers, R ERA: 2.63	(1, 1)	9.0	W	33	8	2	2	3	1	0	0	0	0	0	68	106	2.00	1.000

PITCHER	IP	WLS	BF	H	R	ER	SO	BB	IBB	HBP	BLK	WP	HR	S	P	ERA	WHIP

AB	32
R	2
H	8
RBI	2
BB	1
SO	3
LOB	12

livebaseballscorecards.com

Batter	1	2	3	4	5	6	7	8	9	AB	R	H	RBI	BB	SO	LOB
Pepe Mangual, R (1, 8) OBP: 0.322, SLG: 0.351	G3	1B			F9		FC6-4			4	0	1	0	0	0	2
Pete Mackanin, R (1, 4) OBP: 0.332, SLG: 0.426	1B	2-5	K			F3		G4-3 HBP		3	1	1	0	0	1	0
Gary Carter, R (1, 9) OBP: 0.372, SLG: 0.452	BB		F7			6-3		F9		3	0	0	0	1	0	1
Jose Morales, R (1, 7) OBP: 0.367, SLG: 0.444	K		F3			1B		G4-3		4	0	1	0	0	1	2
Bob Bailey, R (1, 5) OBP: 0.381, SLG: 0.345	BB			G6-4-3 BB		F8			FC3-6 BB	1	0	0	0	3	0	1
Nate Colbert, R (1, 3) OBP: 0.225, SLG: 0.266 Mike Jorgensen, L (9, PH) OBP: 0.345, SLG: 0.376	K			G6-4-3			L8		K	3 1	0 0	0 0	0 0	0 0	1 1	3 1
Barry Foote, R (1, 2) OBP: 0.232, SLG: 0.285 Jim Dwyer, L (9, PH) OBP: 0.278, SLG: 0.219		L8		F3			BB		FC3-6 FC6-4	2 1	0 0	0 0	0 0	1 0	0 0	0 1
Tim Foli, R (1, 6) OBP: 0.285, SLG: 0.275 Larry Biittner, L (9, PH) OBP: 0.386, SLG: 0.410		F6			1-4-3		F8		FC6-4	3 1	0 0	0 0	0 0	0 0	0 0	1 1
Fred Scherman, L (1, 1) OBP: 0.143, SLG: 0.154 Chuck Taylor, R (6, 1) Larry Parrish, R (7, PH) OBP: 0.314, SLG: 0.418 Don Carrithers, R (7, 1)		2-5 1B BB			K		FC6-4 BB			1 0 0 0	0 0 0 0	0 0 0 0	0 0 0 0	1 0 1 0	1 0 0 0	0 0 0 0
Inning Stats	R: 1 E: 0 K: 2 S: 13 H: 1 LOB: 2 BB: 2 P: 26	R: 0 E: 0 K: 0 S: 9 H: 1 LOB: 2 BB: 1 P: 18	R: 0 E: 0 K: 1 S: 7 H: 0 LOB: 0 BB: 0 P: 14	R: 0 E: 0 K: 0 S: 7 H: 0 LOB: 0 BB: 1 P: 14	R: 0 E: 0 K: 1 S: 10 H: 0 LOB: 0 BB: 0 P: 13	R: 0 E: 0 K: 0 S: 7 H: 1 LOB: 1 BB: 0 P: 9	R: 0 E: 0 K: 0 S: 13 H: 0 LOB: 2 BB: 2 P: 22	R: 0 E: 0 K: 0 S: 10 H: 0 LOB: 0 BB: 0 P: 16	R: 0 E: 0 K: 1 S: 7 H: 0 LOB: 1 BB: 1 P: 15	1B: 3 2B: 0 3B: 0 HR: 0 SF: 0 SAC: 0 DP: 2 HBP: 1						

PITCHER		IP	WLS	BF	H	R	ER	SO	BB	IBB	HBP	BLK	WP	HR	S	P	ERA	WHIP
Ken Brett, L ERA: 2.2	(1, 1)	6.2	W	28	3	1	0	4	6	0	0	0	0	0	63	112	0.00	1.350
Larry Demery, R ERA: 2.88	(7, 1)	2.1	S	8	0	0	0	1	1	0	1	0	0	0	20	35	0.00	0.429

PITCHER	IP	WLS	BF	H	R	ER	SO	BB	IBB	HBP	BLK	WP	HR	S	P	ERA	WHIP

Montreal Expos @ Pittsburgh Pirates

Three Rivers Stadium, Pittsburgh, PA

Sun Jul 27 1975, 3:33 AM EDT

Unknown

TOP

livebaseballscorecards.com

AB	27
R	1
H	3
RBI	0
BB	7
SO	5
LOB	13

WP: 0	PA: 35							
PB: 0								
SB: 4								
CS: 0								

BOTTOM

Batter	1	2	3	4	5	6	7	8	9	AB	R	H	RBI	BB	SO	LOB
Rennie Stennett, R (1, 4) OBP: 0.290, SLG: 0.362	F7	1-3 2-H 2B		F8		5-3		4-3		5	0	1	1	0	0	2
Manny Sanguillen, R (1, 2) OBP: 0.405, SLG: 0.463	1B 1B	F8			1B 1B	5-3				4	0	2	0	0	0	3
Bill Robinson, R (1, 8) OBP: 0.314, SLG: 0.463	1-2 1B		5-3		F6		2B G4-6-3 1B			4	1	2	0	0	0	1
Willie Stargell, L (1, 3) OBP: 0.371, SLG: 0.549	K		3-1		K		G4-6-3 1-3 2B			4	0	1	0	0	2	3
Richie Zisk, R (1, 7) OBP: 0.360, SLG: 0.439	L7		2B 1B		1-3 1B		G4-6-3 BB			3	1	2	0	1	0	2
Dave Parker, L (1, 9) OBP: 0.373, SLG: 0.593		FC5-6 1B 1B	1-H 2B		F9		G4-6-3 1-2f 2-3 3-H			4	0	2	1	0	0	4
Art Howe, R (1, 5) OBP: 0.266, SLG: 0.259		1-2 FC5-6 2B 1B		F9		F9	4-3			4	1	1	0	0	0	1
Frank Taveras, R (1, 6) OBP: 0.262, SLG: 0.248		FC5-6 2B 1-2 2-3f		5-3		1B 2B		G3		4	1	1	0	0	0	2
Ken Brett, L (1, 1) OBP: 0.265, SLG: 0.412 Larry Demery, R (7, 1) OBP: 0.313, SLG: 0.357						2-H 1B		4-3		3 1	0 0	2 0	1 0	0 0	1 0	2 0
Inning Stats	R: 0 E: 0 K: 1 S: 8 H: 2 LOB: 2 BB: 0 P: 9	R: 1 E: 0 K: 1 S: 13 H: 3 LOB: 2 BB: 0 P: 20	R: 1 E: 0 K: 0 S: 8 H: 2 LOB: 1 BB: 0 P: 13	R: 0 E: 0 K: 0 S: 6 H: 1 LOB: 1 BB: 0 P: 9	R: 0 E: 0 K: 1 S: 10 H: 2 LOB: 2 BB: 0 P: 12	R: 1 E: 0 K: 0 S: 9 H: 2 LOB: 1 BB: 0 P: 11	R: 1 E: 0 K: 0 S: 7 H: 2 LOB: 1 BB: 1 P: 13	R: 0 E: 0 K: 0 S: 3 H: 0 LOB: 0 BB: 0 P: 4		1B: 10 2B: 4 3B: 0 HR: 0 SF: 0 SAC: 0 DP: 1 HBP: 0					

PITCHER		IP	WLS	BF	H	R	ER	SO	BB	IBB	HBP	BLK	WP	HR	S	P	ERA	WHIP
Fred Scherman, L ERA: 3.94	(1, 1)	5.1	L	27	12	3	3	3	0	0	0	0	0	0	51	70	5.06	2.250
Chuck Taylor, R ERA: 4.03	(6, 1)	0.2		2	0	0	0	0	0	0	0	0	0	0	3	4	0.00	0.000
Don Carrithers, R ERA: 1.13	(7, 1)	2.0		8	2	1	1	0	1	0	0	0	0	0	10	17	4.50	1.500

PITCHER	IP	WLS	BF	H	R	ER	SO	BB	IBB	HBP	BLK	WP	HR	S	P	ERA	WHIP

Montreal Expos @ Pittsburgh Pirates

Three Rivers Stadium, Pittsburgh, PA

Sun Jul 27 1975, 3:33 AM EDT

Unknown

livebaseballscorecards.com

AB	36
R	4
H	14
RBI	3
BB	1
SO	3
LOB	20

WP: 0 PA: 37
PB: 0
SB: 0
CS: 0

Montreal Expos @ Pittsburgh Pirates

Three Rivers Stadium, Pittsburgh, PA

Sun Jul 27 1975, 3:38 AM EDT

Att. 27,961 - Unknown

TOP

livebaseballscorecards.com

Batter	1	2	3	4	5	6	7	8	9	AB	R	H	RBI	BB	SO	LOB
Pepe Mangual, R (1, 8) OBP: 0.324, SLG: 0.353	K		1B			5-3 S 4-3 1B		F7		4	1	2	0	0	1	0
Tim Foli, R (1, 6) OBP: 0.290, SLG: 0.282	F9 2B		1-2 1B			5-3 1-3		HR BB		3	1	2	0	1	0	1
Gary Carter, R (1, 9) OBP: 0.370, SLG: 0.459	F9 2-3		K			FC5 4-3		1-H HR		4	1	1	2	0	1	4
Jose Morales, R (1, 7) OBP: 0.375, SLG: 0.429 Jim Lyttle, L (8, 7) OBP: 0.111, SLG: 0.111	K			G6-4-3 BB		4-3 IBB		5-3		2 0	0 0	0 0	0 0	2 0	1 0	1 0
Larry Parrish, R (1, 5) OBP: 0.313, SLG: 0.420		F4	G6-4-3 1-2f			4-3 1-2 2-3 3-H		2B		4	0	1	1	0	0	3
Pete Mackanin, R (1, 4) OBP: 0.326, SLG: 0.418		F3	K			F9		F9		4	0	0	0	0	1	3
Nate Colbert, R (1, 3) OBP: 0.222, SLG: 0.263 Mike Jorgensen, L (7, PH) OBP: 0.344, SLG: 0.375 (7, 3)		F7	K			K		F3		2 2	0 0	0 0	0 0	0 0	1 1	0 0
Barry Foote, R (1, 2) OBP: 0.229, SLG: 0.281			F8			F2	F8	4-3		4	0	0	0	0	0	0
Dan Warthen, S (1, 1) OBP: 0.118, SLG: 0.118 Dale Murray, R (8, 1) OBP: 0.500, SLG: 0.250 Tony Scott, S (8, 7) OBP: 0.258, SLG: 0.248 Larry Biittner, L (9, PH) OBP: 0.385, SLG: 0.407			F8			K	6-3	6-3		3 0 0 1	0 0 0 0	0 0 0 0	0 0 0 0	1 0 0 0	0 0 0 0	0 0 0 0
Inning Stats	R: 0 E: 0 K: 2 S: 10 H: 1 LOB: 1 BB: 0 P: 13	R: 0 E: 0 K: 0 S: 6 H: 0 LOB: 0 BB: 0 P: 8	R: 0 E: 0 K: 1 S: 12 H: 2 LOB: 2 BB: 0 P: 15	R: 0 E: 0 K: 1 S: 6 H: 0 LOB: 0 BB: 1 P: 13	R: 0 E: 0 K: 2 S: 8 H: 0 LOB: 0 BB: 0 P: 12	R: 1 E: 0 K: 0 S: 12 H: 1 LOB: 2 BB: 1 P: 21	R: 0 E: 0 K: 1 S: 5 H: 0 LOB: 0 BB: 0 P: 5	R: 2 E: 0 K: 0 S: 11 H: 2 LOB: 1 BB: 1 P: 18	R: 0 E: 0 K: 0 S: 6 H: 0 LOB: 0 BB: 0 P: 9	1B: 3 2B: 2 3B: 0 HR: 1 SF: 0 SAC: 0 DP: 1 HBP: 0						

	AB	33
	R	3
	H	6
	RBI	3
	BB	3
	SO	7
	LOB	12

WP: 0 PA: 36
PB: 0
SB: 1
CS: 0

PITCHER		IP	WLS	BF	H	R	ER	SO	BB	IBB	HBP	BLK	WP	HR	S	P	ERA	WHIP
John Candelaria, L ERA: 3.16	(1, 1)	7.2		32	6	3	3	7	2	1	0	0	0	1	68	102	3.52	1.043
Dave Giusti, R ERA: 2.35	(8, 1)	1.1	W	4	0	0	0	0	0	0	0	0	0	0	8	12	0.00	0.000

PITCHER	IP	WLS	BF	H	R	ER	SO	BB	IBB	HBP	BLK	WP	HR	S	P	ERA	WHIP

Batter	1	2	3	4	5	6	7	8	9	AB	R	H	RBI	BB	SO	LOB
Frank Taveras, R (1, 6) OBP: 0.265, SLG: 0.249	0-1 ① 4-3	2-1 G6-4-3 1B 1-2 2-3 3-H			2-2 ② F8			4-2 1B 1B BB		3	1	1	1	1	0	0
Rennie Stennett, R (1, 4) OBP: 0.289, SLG: 0.361	0-0 ② L8	1-2 ②③ G6-4-3 1-2f			0-3 ③ K			0-1 1B HR 1B 1-3		4	1	1	0	0	1	3
Bill Robinson, R (1, 8) OBP: 0.316, SLG: 0.464 Al Oliver, L (6, PH) OBP: 0.303, SLG: 0.443 (7, 8)	3-1 BB 1B		1-2 ① P1			1-3 ① K		0-0 HR 1B 1-3 3-H		2 2	0 1	1 1	0 1	0 0	0 1	0 0
Willie Stargell, L (1, 3) OBP: 0.373, SLG: 0.557	4-1 BB 1-2		3-3 ② K			1-3 ② K		1-0 HR 1-H 3-H		3	1	1	3	1	2	0
Richie Zisk, R (1, 7) OBP: 0.356, SLG: 0.433	3-2 ③ 5-3		1-3 ③ K			3-3 ③ K		2-2 ① 6-3		4	0	0	0	0	2	2
Dave Parker, L (1, 9) OBP: 0.375, SLG: 0.590		4-1 1B BB 1B BB		2-1 ① 6-3			2-2 ① F5	2-0 G5-4-3 1B		3	1	1	0	1	0	0
Art Howe, R (1, 5) OBP: 0.276, SLG: 0.261		4-2 1B 1B BB 1-2		2-2 ② P2			3-2 1B	1-1 ②③ G5-4-3 1-2f		3	0	1	0	1	0	1
Duffy Dyer, R (1, 2) OBP: 0.257, SLG: 0.373		3-2 ① F7		1-3 ③ K			2-2 ② F4			3	0	0	0	0	1	3
John Candelaria, L (1, 1) OBP: 0.143, SLG: 0.143 Dave Giusti, R (8, 1) OBP: 0.375, SLG: 0.286		1-2 1B 1-2 2-3			0-1 ① F8		1-1 ③ F7			3 0	0 0	1 0	0 0	0 0	0 0	1 0
Inning Stats	R: 0 H: 1 E: 0 LOB: 2 K: 0 BB: 1 S: 9 P: 19	R: 1 H: 2 E: 0 LOB: 2 K: 0 BB: 2 S: 18 P: 33	R: 0 H: 0 E: 0 LOB: 0 K: 2 BB: 0 S: 9 P: 14	R: 0 H: 0 E: 0 LOB: 0 K: 1 BB: 0 S: 8 P: 13	R: 0 H: 0 E: 0 LOB: 0 K: 1 BB: 0 S: 8 P: 10	R: 0 H: 0 E: 0 LOB: 0 K: 3 BB: 0 S: 10 P: 15	R: 0 H: 1 E: 0 LOB: 1 K: 0 BB: 0 S: 11 P: 19	R: 4 H: 4 E: 0 LOB: 0 K: 0 BB: 1 S: 13 P: 23		1B: 7 SF: 0 2B: 0 SAC: 0 3B: 0 DP: 2 HR: 1 HBP: 0				WP: 0 PA: 34 PB: 0 SB: 0 CS: 0		

PITCHER		IP	WLS	BF	H	R	ER	SO	BB	IBB	HBP	BLK	WP	HR	S	P	ERA	WHIP
Dan Warthen, L ERA: 3.19	(1, 1)	7.0	L	31	7	5	5	7	4	0	0	0	0	1	79	134	6.43	1.571
Dale Murray, R ERA: 3.47	(8, 1)	1.0		3	1	0	0	0	0	0	0	0	0	0	7	12	0.00	1.000

PITCHER	IP	WLS	BF	H	R	ER	SO	BB	IBB	HBP	BLK	WP	HR	S	P	ERA	WHIP

BOTTOM

Montreal Expos @ Pittsburgh Pirates

Three Rivers Stadium, Pittsburgh, PA

Sun Jul 27 1975, 3:38 AM EDT

Att. 27,961 - Unknown

livebaseballscorecards.com

AB	30
R	5
H	8
RBI	5
BB	4
SO	7
LOB	10

Batter	1	2	3	4	5	6	7	8	9	AB	R	H	RBI	BB	SO	LOB
Pepe Mangual, R (1, 8) OBP: 0.325, SLG: 0.355	0-0 2B		4-0 1B 1B BB	0-0 5-3			0-3 K		0-3 K	4	1	1	0	1	2	3
Jim Dwyer, L (1, 7) OBP: 0.293, SLG: 0.270 Tony Scott, S (9, PR) OBP: 0.258, SLG: 0.248	0-0 F7		0-0 1B 1B 1-3 1B		0-3 K		0-0 F8 2-3		0-0 2B 1-3	5	1	2	0	0	1	3
										0	0	0	0	0	0	0
Gary Carter, R (1, 2) OBP: 0.365, SLG: 0.452	0-3 K		0-3 K		0-0 F9		0-0 1-3		0-0 4-3	5	0	0	0	0	2	7
Mike Jorgensen, L (1, 3) OBP: 0.342, SLG: 0.373	0-0 3-1		0-0 1B 1-2 3-H 1B		0-0 F7			0-0 6-3		4	0	1	1	0	0	1
Larry Biittner, L (1, 9) OBP: 0.387, SLG: 0.406		4-0 SH1-3 BB	0-0 1-2 2-H 1B			0-0 4-3		0-0 5-3		3	0	1	1	1	0	0
Larry Parrish, R (1, 5) OBP: 0.312, SLG: 0.415		0-3 K	0-3 K			0-0 5-3		4-0 BB		3	0	0	0	1	2	3
Pete Mackanin, R (1, 4) OBP: 0.322, SLG: 0.413		0-0 SH1-3 1-2	0-0 P6			0-3 K		0-0 P4		3	0	0	0	0	1	3
Tim Foli, R (1, 6) OBP: 0.292, SLG: 0.282		4-0 BB	0-0 F7				0-0 F8 E 1B		0-0 5-3	3	0	1	0	1	0	0
Dennis Blair, R (1, 1) OBP: 0.237, SLG: 0.194 Jim Lyttle, L (7, PH) OBP: 0.100, SLG: 0.100 Chuck Taylor, R (7, 1) Bob Bailey, R (9, PH) OBP: 0.384, SLG: 0.345		0-3 K	0-0 F3				0-0 E1 1-2		4-0 2B BB	2	0	0	0	0	1	2
										1	0	0	0	0	0	1
										0	0	0	0	0	0	0
										0	0	0	0	1	0	0
Inning Stats	R: 0 E: 0 K: 1 S: 6 H: 1 LOB: 1 BB: 0 P: 6	R: 0 E: 0 K: 2 S: 7 H: 0 LOB: 2 BB: 2 P: 15	R: 2 E: 0 K: 2 S: 10 H: 3 LOB: 2 BB: 1 P: 14	R: 0 E: 0 K: 0 S: 3 H: 0 LOB: 0 BB: 0 P: 3	R: 0 E: 0 K: 1 S: 5 H: 0 LOB: 0 BB: 0 P: 5	R: 0 E: 0 K: 1 S: 5 H: 0 LOB: 0 BB: 0 P: 5	R: 0 E: 1 K: 1 S: 7 H: 1 LOB: 2 BB: 0 P: 7	R: 0 E: 0 K: 0 S: 3 H: 0 LOB: 1 BB: 1 P: 7	R: 0 E: 0 K: 1 S: 6 H: 1 LOB: 2 BB: 1 P: 10	1B: 4 2B: 2 3B: 0 HR: 0	SF: 0 SAC: 1 DP: 0 HBP: 0						

TOP

Montreal Expos @ Chicago Cubs

Wrigley Field, Chicago, IL

Mon Jul 28 1975, 3:33 AM CDT

Att. 7,310 - Sunny - 81 F

livebaseballscorecards.com

AB	33
R	2
H	6
RBI	2
BB	5
SO	9
LOB	23

PITCHER		IP	WLS	BF	H	R	ER	SO	BB	IBB	HBP	BLK	WP	HR	S	P	ERA	WHIP
Bill Bonham, R ERA: 4.1	(1, 1)	9.0	W	39	6	2	2	9	5	0	0	0	0	0	52	72	2.00	1.222

PITCHER	IP	WLS	BF	H	R	ER	SO	BB	IBB	HBP	BLK	WP	HR	S	P	ERA	WHIP

Batter	1	2	3	4	5	6	7	8	9	AB	R	H	RBI	BB	SO	LOB
Don Kessinger, S (1, 6) OBP: 0.319, SLG: 0.323	x 0-0 ① L3	x 0-0 FC5-6 1B		x 0-0 ③ 6-3		B B B B 4-0 CS BB				3	0	1	0	1	0	1
Rick Monday, L (1, 8) OBP: 0.380, SLG: 0.455 Gene Hiser, L (8, 8) OBP: 0.133, SLG: 0.143	B B B B 4-0 1B SF8 BB	x 0-0 ③ FC5-6 1-2f			x 0-0 HR 1B	0-0 ③ CS 1-2	x 0-0 1B FC4-5-2 1B			3 0	2 0	2 0	0 0	1 0	0 0	1 0
Bill Madlock, R (1, 5) OBP: 0.400, SLG: 0.496	x 0-0 BB 1-3 1B 1B	x 0-0 ① F8			x 0-0 ① F9		x 0-0 FC4-5-2 1-3 1B			4	1	2	0	0	0	1
Jose Cardenal, R (1, 7) OBP: 0.374, SLG: 0.392	B B B B 4-0 1B 1-2 BB	x 0-0 ② F8			x 0-0 1-H HR		x 0-0 ① ② FC4-5-2 1-3 3-3			3	1	1	2	1	0	2
Jerry Morales, R (1, 9) OBP: 0.341, SLG: 0.388	x 0-0 ② SF8 3-H	x 0-0 PB 1B			H 1-0 HBP		x 0-0 ③ 6-3			2	0	1	1	0	0	1
Ralph LaCock, L (1, 3) OBP: 0.326, SLG: 0.347	x 0-0 1-3 2-H 1B	x 0-0 ③ L3 1-2			S S S 0-3 ② K			x 0-0 1B		4	0	2	1	0	1	2
Tim Hosley, R (1, 2) OBP: 0.397, SLG: 0.442	x 0-0 ③ 1-3			x 0-0 ① P6	x 0-0 ③ F7			S S S 0-3 ① K		4	0	0	0	0	1	4
Manny Trillo, R (1, 4) OBP: 0.298, SLG: 0.319		x 0-0 ① F9		x 0-0 SH3-4 1B		x 0-0 ① P6		x 0-0 ② P4		4	0	1	0	0	0	1
Bill Bonham, R (1, 1) OBP: 0.190, SLG: 0.224		S S S 0-3 ② K		x 0-0 ② SH3-4 1-2		S S S 0-3 ② K		S S S 0-3 ③ K		3	0	0	0	0	3	1
Inning Stats	R: 2 H: 2 E: 0 LOB: 2 K: 0 BB: 2 S: 5 P: 13	R: 0 H: 1 E: 0 LOB: 1 K: 1 BB: 0 S: 6 P: 6	R: 0 H: 1 E: 0 LOB: 1 K: 0 BB: 0 S: 4 P: 4	R: 0 H: 1 E: 0 LOB: 1 K: 0 BB: 0 S: 4 P: 4	R: 2 H: 2 E: 0 LOB: 1 K: 1 BB: 0 S: 7 P: 8	R: 0 H: 0 E: 0 LOB: 0 K: 1 BB: 1 S: 4 P: 8	R: 0 H: 2 E: 0 LOB: 1 K: 0 BB: 0 S: 4 P: 4	R: 0 H: 1 E: 0 LOB: 1 K: 2 BB: 0 S: 8 P: 8		1B: 9 SF: 1 2B: 1 SAC: 1 3B: 0 DP: 1 HR: 1 HBP: 1						

PITCHER		IP	WLS	BF	H	R	ER	SO	BB	IBB	HBP	BLK	WP	HR	S	P	ERA	WHIP
Dennis Blair, R ERA: 3.46	(1, 1)	6.0	L	28	7	4	4	3	3	0	1	0	0	1	30	43	6.00	1.667
Chuck Taylor, R ERA: 3.88	(7, 1)	2.0		8	3	0	0	2	0	0	0	0	0	0	12	12	0.00	1.500

PITCHER	IP	WLS	BF	H	R	ER	SO	BB	IBB	HBP	BLK	WP	HR	S	P	ERA	WHIP

BOTTOM

Montreal Expos @ Chicago Cubs

Wrigley Field, Chicago, IL

Mon Jul 28 1975, 3:33 AM CDT

Att. 7,310 - Sunny - 81 F

livebaseballscorecards.com

AB	30
R	4
H	10
RBI	4
BB	3
SO	5
LOB	14

Montreal Expos @ Chicago Cubs

Wrigley Field, Chicago, IL

Tue Jul 29 1975, 3:33 AM CDT

Att. 13,209 - Sunny - 83 F

TOP

Batter	1	2	3	4	5	6	7	8	9	AB	R	H	RBI	BB	SO	LOB
Pepe Mangual, R (1, 8) OBP: 0.323, SLG: 0.352	F9		G1-6-3 1-2f			K	FC6-4 IBB		SF7 3-H	3	0	0	1	1	1	1
Tim Foli, R (1, 6) OBP: 0.291, SLG: 0.281	5-3		6-3			1B	FC6-4 1-2f		1-3	5	0	1	0	0	0	4
Jim Dwyer, L (1, 7) OBP: 0.273, SLG: 0.250	F7			K		K		L6		3	0	0	0	0	2	1
Gary Carter, R (8, PH) OBP: 0.364, SLG: 0.450 (8, 9)										1	0	0	0	0	0	0
Mike Jorgensen, L (1, 3) OBP: 0.341, SLG: 0.369		1B FC8-4 HBP		F8		4-3		L4		3	1	0	0	0	0	1
Larry Biittner, L (1, 9) OBP: 0.391, SLG: 0.410		FC8-4 1-3		G1			SH1-4 2B	1B		3	1	2	0	0	0	0
Bob Bailey, R (8, PH) OBP: 0.388, SLG: 0.349 (8, 7)										1	0	1	0	0	0	0
Larry Parrish, R (1, 5) OBP: 0.313, SLG: 0.418		FC8-4 1-2f 3-H			6-3 2B		SH1-4 1-2	1-3		3	0	1	1	0	0	2
Pete Mackanin, R (1, 4) OBP: 0.321, SLG: 0.410		F7			6-3 2-3		E5 2B		1B SF7	4	1	1	0	0	0	3
Barry Foote, R (1, 2) OBP: 0.229, SLG: 0.284		K			K		1-3 2-H		P6	4	0	1	1	0	2	3
Steve Renko, R (1, 1) OBP: 0.364, SLG: 0.452			G1-6-3		K		G3		1-3	3	0	1	0	0	1	3
Fred Scherman, L (7, 1) OBP: 0.143, SLG: 0.154										0	0	0	0	0	0	0
Dale Murray, R (7, 1) OBP: 0.500, SLG: 0.250										0	0	0	0	0	0	0
Jose Morales, R (9, PH) OBP: 0.385, SLG: 0.439										1	0	1	0	0	0	0
Tony Scott, S (9, PR) OBP: 0.258, SLG: 0.248										0	0	0	0	0	0	0
Inning Stats	R: 0 E: 0 K: 0 S: 3 H: 0 LOB: 0 BB: 0 P: 3	R: 1 E: 0 K: 1 S: 6 H: 1 LOB: 1 BB: 0 P: 7	R: 0 E: 0 K: 0 S: 3 H: 1 LOB: 0 BB: 0 P: 3	R: 0 E: 0 K: 1 S: 5 H: 0 LOB: 0 BB: 0 P: 5	R: 0 E: 0 K: 2 S: 8 H: 1 LOB: 1 BB: 0 P: 8	R: 0 E: 0 K: 2 S: 8 H: 1 LOB: 1 BB: 0 P: 8	R: 1 E: 1 K: 0 S: 6 H: 2 LOB: 3 BB: 1 P: 10	R: 0 E: 0 K: 0 S: 4 H: 1 LOB: 1 BB: 0 P: 4	R: 1 E: 0 K: 0 S: 5 H: 2 LOB: 1 BB: 0 P: 5	1B: 7 2B: 2 3B: 0 HR: 0 SF: 1 SAC: 1 DP: 1 HBP: 1						

livebaseballscorecards.com

	AB	34
	R	3
	H	9
	RBI	3
	BB	1
	SO	6
	LOB	18

WP: 0 PB: 0 SB: 0 CS: 0 PA: 38

PITCHER		IP	WLS	BF	H	R	ER	SO	BB	IBB	HBP	BLK	WP	HR	S	P	ERA	WHIP
Rick Reuschel, R ERA: 3.6	(1, 1)	7.0		29	6	2	2	6	0	1	1	0	0	0	39	44	2.57	0.857
Darold Knowles, L ERA: 6.75	(8, 1)	1.0	W	4	1	0	0	0	0	0	0	0	0	0	4	4	0.00	1.000
Oscar Zamora, R ERA: 4.37	(9, 1)	1.0	S	5	2	1	1	0	0	0	0	0	0	0	5	5	9.00	2.000

PITCHER	IP	WLS	BF	H	R	ER	SO	BB	IBB	HBP	BLK	WP	HR	S	P	ERA	WHIP

BOTTOM

Montreal Expos @ Chicago Cubs
Wrigley Field, Chicago, IL
Tue Jul 29 1975, 3:33 AM CDT
Att. 13,209 - Sunny - 83 F

livebaseballscorecards.com

Batter	1	2	3	4	5	6	7	8	9	AB	R	H	RBI	BB	SO	LOB
Don Kessinger, S (1, 6) OBP: 0.317, SLG: 0.322	F8		FC6-4 1-2 1B		K		G3 2-3	1-4-3		5	0	1	0	0	1	3
Rick Monday, L (1, 8) OBP: 0.383, SLG: 0.466	HR		FC6-4 FC6-2 1-2f 2-3		1B		FC6 BB			3	1	2	1	1	0	2
Bill Madlock, R (1, 5) OBP: 0.397, SLG: 0.491	P5		FC6-2 1-2 3-H		F7		FC6 1-2f			4	0	0	0	0	0	5
Jose Cardenal, R (1, 7) OBP: 0.377, SLG: 0.392	1B		F8			3-1 1-3 CS BB		HBP BLK 1B BB		2	1	1	0	2	0	2
Jerry Morales, R (1, 9) OBP: 0.338, SLG: 0.384	5-3			6-3		1-3 1-2		K 1-2		4	0	0	0	0	1	3
Ralph LaCock, L (1, 3) OBP: 0.333, SLG: 0.349			G6-4-3 1B	BB		3-1 2-3		1B HBP FC6 IBB		2	1	1	0	2	0	1
Tim Hosley, R (1, 2) OBP: 0.400, SLG: 0.467			G6-4-3 1-2f	F9		CS 3-H	HR	FC6 1B 1-2 2-3 HBP		3	1	1	1	0	0	2
Rob Sperring, R (8, PR) OBP: 0.272, SLG: 0.263										0	0	0	0	0	0	0
(9, 4)																
Manny Trillo, R (1, 4) OBP: 0.299, SLG: 0.319			F8	5-3			G3 SH1-4 1B	FC6 1-2 2-3 3-H 1B		3	0	1	0	0	0	1
Champ Summers, L (8, PH) OBP: 0.339, SLG: 0.333										1	0	1	1	0	0	0
Steve Swisher, R (9, 2) OBP: 0.294, SLG: 0.275										0	0	0	0	0	0	0
Rick Reuschel, R (1, 1) OBP: 0.226, SLG: 0.275				FC6-4 1B FC6-2 BB	F9		SH1-4 1-2	FC6 1-2f 2-3 3-H		1	0	0	0	1	0	0
Gene Hiser, L (7, PH) OBP: 0.133, SLG: 0.143										0	0	0	0	0	0	0
Darold Knowles, L (8, 1) OBP: 0.200, SLG: 0.111										0	0	0	0	0	0	0
Vic Harris, S (8, PH) OBP: 0.282, SLG: 0.222										1	0	0	1	0	0	2
Oscar Zamora, R (9, 1) OBP: 0.167, SLG: 0.167										0	0	0	0	0	0	0
Inning Stats	R: 1 H: 2 E: 0 LOB: 1 K: 0 BB: 0 S: 5 P: 5		R: 0 H: 1 E: 0 LOB: 0 K: 0 BB: 0 S: 3 P: 3	R: 0 H: 1 E: 0 LOB: 2 K: 0 BB: 1 S: 4 P: 8	R: 0 H: 0 E: 0 LOB: 1 K: 0 BB: 1 S: 3 P: 7	R: 0 H: 1 E: 0 LOB: 1 K: 0 BB: 0 S: 6 P: 6	R: 0 H: 0 E: 0 LOB: 0 K: 0 BB: 1 S: 2 P: 6	R: 1 H: 2 E: 0 LOB: 2 K: 0 BB: 1 S: 5 P: 9	R: 2 H: 1 E: 0 LOB: 2 K: 1 BB: 2 S: 6 P: 15		1B: 6 SF: 0 2B: 0 SAC: 1 3B: 0 DP: 1 HR: 2 HBP: 1						

	AB	29
	R	4
	H	8
	RBI	4
	BB	6
	SO	2
	LOB	21

WP: 0 PA: 38
PB: 0
SB: 0
CS: 1

PITCHER		IP	WLS	BF	H	R	ER	SO	BB	IBB	HBP	BLK	WP	HR	S	P	ERA	WHIP
Steve Renko, R ERA: 4.99	(1, 1)	6.2		28	7	2	2	1	3	0	0	0	0	2	27	39	2.70	1.500
Fred Scherman, L ERA: 3.94	(7, 1)	0.0		1	0	0	0	0	1	0	0	0	0	0	0	4	∞	∞
Dale Murray, R ERA: 3.75	(7, 1)	1.1	L	8	1	2	2	1	1	1	1	1	0	0	7	16	13.50	1.500

PITCHER	IP	WLS	BF	H	R	ER	SO	BB	IBB	HBP	BLK	WP	HR	S	P	ERA	WHIP

Batter	1	2	3	4	5	6	7	8	9	AB	R	H	RBI	BB	SO	LOB
Pepe Mangual, R (1, 8) OBP: 0.322, SLG: 0.350	4-3	1-3 2-H 1B		5-3		F7		4-3		5	0	1	1	0	0	1
Jim Dwyer, L (1, 7) OBP: 0.306, SLG: 0.311	F9	F8			4-3 1B 2B	BB 1B		3-H 1B		5	1	3	1	0	0	2
Gary Carter, R (1, 2) OBP: 0.367, SLG: 0.451	2B 1B		E5 1B		4-3 2-3	1-2 BB		F7		4	1	2	0	1	0	2
Mike Jorgensen, L (1, 3) OBP: 0.348, SLG: 0.388	1-H 2B		HR		1B BB	4-3			G4-3 1B	4	1	3	1	1	0	2
Larry Biittner, L (1, 9) OBP: 0.386, SLG: 0.405		4-3	6-3		BB 1-3 3-H 1B		F8		K	5	0	1	1	0	1	1
Larry Parrish, R (1, 5) OBP: 0.311, SLG: 0.412		6-3	4-3		1-2 BB		F3		1-2f G4-3	4	0	0	0	1	0	1
Pete Mackanin, R (1, 4) OBP: 0.320, SLG: 0.404		1B 1B BB	F7		K		K			3	1	0	0	1	2	3
Tim Foli, R (1, 6) OBP: 0.293, SLG: 0.286		1-3 1B 1B 1B		P4	4-3			SH1-4 1B 2B		4	2	2	0	0	0	3
Steve Rogers, R (1, 1) OBP: 0.275, SLG: 0.217		1-2 3-H 1B 1B		K		K		2-3 SH1-4		3	0	1	1	0	2	0
Inning Stats	R: 0 E: 0 K: 0 S: 4 H: 2 LOB: 2 BB: 0 P: 4	R: 2 E: 0 K: 0 S: 6 H: 3 LOB: 2 BB: 1 P: 10	R: 2 E: 1 K: 0 S: 5 H: 2 LOB: 0 BB: 0 P: 5	R: 0 E: 0 K: 1 S: 5 H: 0 LOB: 0 BB: 0 P: 5	R: 1 E: 0 K: 1 S: 7 H: 2 LOB: 3 BB: 2 P: 15	R: 0 E: 0 K: 1 S: 6 H: 1 LOB: 2 BB: 1 P: 10	R: 0 E: 0 K: 1 S: 5 H: 0 LOB: 0 BB: 0 P: 5	R: 1 E: 0 K: 0 S: 5 H: 2 LOB: 1 BB: 0 P: 5	R: 0 E: 0 K: 1 S: 5 H: 1 LOB: 0 BB: 0 P: 5	1B: 9 2B: 3 3B: 0 HR: 1 SF: 0 SAC: 1 DP: 1 HBP: 0						

PITCHER	IP	WLS	BF	H	R	ER	SO	BB	IBB	HBP	BLK	WP	HR	S	P	ERA	WHIP
Ray Burris, R (1, 1) ERA: 4.22	4.1	L	23	9	5	5	1	2	0	0	0	0	1	23	31	10.38	2.538
Paul Reuschel, R (5, 1) ERA: 10.8	0.2		3	0	0	0	1	1	0	0	0	0	0	4	8	0.00	1.500
Milt Wilcox, R (6, 1) ERA: 5.81	3.0		13	3	1	1	2	1	0	0	0	0	0	16	20	3.00	1.333
Tom Dettore, R (9, 1) ERA: 3.63	1.0		3	1	0	0	1	0	0	0	0	0	0	5	5	0.00	1.000

PITCHER	IP	WLS	BF	H	R	ER	SO	BB	IBB	HBP	BLK	WP	HR	S	P	ERA	WHIP

TOP

Montreal Expos @ Chicago Cubs

Wrigley Field, Chicago, IL

Wed Jul 30 1975, 3:33 AM CDT

Att. 11,117 - Sunny - 85 F

livebaseballscorecards.com

AB	37
R	6
H	13
RBI	5
BB	4
SO	5
LOB	15

WP: 0 PA: 42
PB: 0
SB: 0
CS: 0

Batter	1	2	3	4	5	6	7	8	9	AB	R	H	RBI	BB	SO	LOB
Don Kessinger, S (1, 6) OBP: 0.317, SLG: 0.321	1-3		6-3		4-3			1B 1B 1B		4	0	1	0	0	0	2
Rick Monday, L (1, 8) OBP: 0.385, SLG: 0.474	BBBBB 5-3 BB			HR		F8		F8		3	1	1	1	1	0	1
Bill Madlock, R (1, 5) OBP: 0.395, SLG: 0.488	5-3 1-2			6-3		L7		1B 1-2		4	0	1	0	0	0	1
Jose Cardenal, R (1, 7) OBP: 0.378, SLG: 0.393	6-3			L5		1B		1B 1-2 2-3		4	0	2	0	0	0	1
Jerry Morales, R (1, 9) OBP: 0.335, SLG: 0.380		F8		6-3		5-3		F9		4	0	0	0	0	0	4
Ralph LaCock, L (1, 3) OBP: 0.332, SLG: 0.344		G3	BBBB G6-4-3 BB				4-3		F9	3	0	0	0	1	0	0
Tim Hosley, R (1, 2) OBP: 0.388, SLG: 0.450		5-3			G6-4-3 1-2f		P6	P6	P6	4	0	0	0	0	0	1
Manny Trillo, R (1, 4) OBP: 0.300, SLG: 0.321			4-3		1B		SSS K		1B	4	0	2	0	0	1	0
Ray Burris, R (1, 1) OBP: 0.246, SLG: 0.173 Paul Reuschel, R (5, 1) Gene Hiser, L (5, PH) OBP: 0.188, SLG: 0.200 Milt Wilcox, R (6, 1) OBP: 0.333, SLG: 0.333 Vic Harris, S (8, PH) OBP: 0.275, SLG: 0.216 Tom Dettore, L (9, 1) OBP: 0.333, SLG: 0.333 Champ Summers, L (9, PH) OBP: 0.333, SLG: 0.327			SSS K		1-2 1B			F8	G3	1 0 1 0 1 0 1	0 0 0 0 0 0 0	0 0 1 0 0 0 1	0 0 0 0 0 0 0	0 0 0 0 0 0 0	1 0 0 0 0 0 0	0 0 0 0 0 0 1
Inning Stats	R: 0 H: 0 E: 0 LOB: 1 K: 0 BB: 1 S: 3 P: 7	R: 0 H: 0 E: 0 LOB: 0 K: 0 BB: 0 S: 3 P: 3	R: 0 H: 0 E: 0 LOB: 0 K: 1 BB: 0 S: 5 P: 5	R: 1 H: 1 E: 0 LOB: 0 K: 0 BB: 0 S: 4 P: 4	R: 0 H: 2 E: 0 LOB: 2 K: 0 BB: 1 S: 4 P: 8	R: 0 H: 1 E: 0 LOB: 1 K: 0 BB: 0 S: 4 P: 4	R: 0 H: 0 E: 0 LOB: 0 K: 1 BB: 0 S: 5 P: 5	R: 0 H: 3 E: 0 LOB: 3 K: 0 BB: 0 S: 6 P: 6	R: 0 H: 1 E: 0 LOB: 1 K: 0 BB: 0 S: 4 P: 4	1B: 7 2B: 0 3B: 0 HR: 1	SF: 0 SAC: 0 DP: 1 HBP: 0					

PITCHER	IP	WLS	BF	H	R	ER	SO	BB	IBB	HBP	BLK	WP	HR	S	P	ERA	WHIP
Steve Rogers, R (1, 1) ERA: 2.53	9.0	W	36	8	1	1	2	2	0	0	0	0	1	38	46	1.00	1.111

PITCHER	IP	WLS	BF	H	R	ER	SO	BB	IBB	HBP	BLK	WP	HR	S	P	ERA	WHIP

Montreal Expos @ Chicago Cubs

Wrigley Field, Chicago, IL

Wed Jul 30 1975, 3:33 AM CDT

Att. 11,117 - Sunny - 85 F

BOTTOM

livebaseballscorecards.com

AB	34
R	1
H	8
RBI	1
BB	2
SO	2
LOB	11

WP: 0	PA: 36		
PB: 0			
SB: 0			
CS: 0			

Batter	1	2	3	4	5	6	7	8	9	AB	R	H	RBI	BB	SO	LOB
Dave Cash, R (1, 4) OBP: 0.377, SLG: 0.410	S B X 1-1 ① F3		B S S F B X 2-2 E 1B		S B X 1-1 ② 5-3		S X 0-1 2B 1-2 1B		B S X 1-1 ③ 6-3	5	1	2	0	0	0	0
Larry Bowa, S (1, 6) OBP: 0.356, SLG: 0.426	S S B S 1-3 ② K		1 SAFE S B X 1-1 ② F8 1-2		X 0-0 HR		S S X 0-2 1B 1-3 2-H 2B			4	1	2	2	0	1	1
Garry Maddox, R (1, 8) OBP: 0.350, SLG: 0.404	B X 1-0 ③ F4		X 0-0 ③ F4		B B X 2-0 ③ F4		X 0-0 G5-4-3 2-3 3-H 1B			4	0	1	1	0	0	1
Greg Luzinski, R (1, 7) OBP: 0.399, SLG: 0.579		B B B S S B 4-2 BB BB		B B B S B X 3-1 2B 1B		B B S X 2-1 ① F9	S B S X 1-2 ② ③ G5-4-3 1-2f			3	1	1	0	1	0	2
Dick Allen, R (1, 3) OBP: 0.324, SLG: 0.333		B B B S X 3-1 ① F9		S B B B B X 2-2 6-3 1-H 2B		B S X 1-1 ② 5-3		S B S B X 2-2 ① G3		4	0	1	1	0	0	1
Ollie Brown, R (1, 9) OBP: 0.404, SLG: 0.596 Jay Johnstone, L (7, 9) OBP: 0.422, SLG: 0.486		S S F B C 1-3 ② K		B S X 1-1 ① 6-3 2-3		S B B B S X 3-2 1B		B B S S S X 2-2 ② 4-3		3 1	0 0	1 0	0 0	0 0	1 0	2 0
Mike Schmidt, R (1, 5) OBP: 0.350, SLG: 0.453		B B S S B B 4-2 1-2 BB		B S S X 1-2 ② 2-3		B S X 1-1 ③ F8		S B S X 1-2 ③ 5-3		3	0	0	0	1	0	2
Bob Boone, R (1, 2) OBP: 0.320, SLG: 0.319 Johnny Oates, L (9, PH) OBP: 0.362, SLG: 0.347		B S S C 1-3 ③ K		S S B B F X 2-2 ③ F7			X 0-0 ① 6-3		S S S S 0-3 ① K	3 1	0 0	0 0	0 0	0 0	1 1	3 0
Ron Schueler, R (1, 1) OBP: 0.182, SLG: 0.182 Joe Hoerner, R (5, 1) OBP: 0.143, SLG: 0.143 Gene Garber, R (5, 1) OBP: 0.329, SLG: 0.338 Tony Taylor, R (7, PH) OBP: 0.065, SLG: 0.097 Wayne Twitchell, R (7, 1) OBP: 0.449, SLG: 0.512 Tim McCarver, L (9, PH)			S X 0-1 ① 5-3		X 0-0 ① F8		S S X 0-2 1B 2B 1B		S X 0-1 ② F7	2 0 0 1 0 1	0 0 0 1 0 0	0 0 0 1 0 0	0 0 0 0 0 0	0 0 0 0 0 0	0 0 0 0 0 0	0 0 0 0 0 0
Inning Stats	R: 0 E: 0 K: 1 S: 6 H: 0 LOB: 0 BB: 0 P: 9	R: 0 E: 0 K: 2 S: 13 H: 0 LOB: 2 BB: 2 P: 26	R: 0 E: 1 K: 0 S: 9 H: 1 LOB: 1 BB: 0 P: 12	R: 1 E: 0 K: 0 S: 14 H: 2 LOB: 1 BB: 0 P: 23	R: 1 E: 0 K: 0 S: 5 H: 1 LOB: 0 BB: 0 P: 8	R: 0 E: 0 K: 0 S: 9 H: 1 LOB: 1 BB: 0 P: 16	R: 2 E: 0 K: 0 S: 13 H: 4 LOB: 1 BB: 0 P: 14	R: 0 E: 0 K: 0 S: 9 H: 0 LOB: 0 BB: 0 P: 14	R: 0 E: 0 K: 1 S: 8 H: 0 LOB: 0 BB: 0 P: 9	1B: 6 2B: 2 3B: 0 HR: 1	SF: 0 SAC: 0 DP: 1 HBP: 0			WP: 0 PB: 0 SB: 0 CS: 0	PA: 37	

PITCHER		IP	WLS	BF	H	R	ER	SO	BB	IBB	HBP	BLK	WP	HR	S	P	ERA	WHIP
Dan Warthen, L ERA: 3.18	(1, 1)	6.0	W	25	5	2	2	3	2	0	0	0	0	1	56	94	3.00	1.167
Dale Murray, R ERA: 3.88	(7, 1)	3.0	S	12	4	2	2	1	0	0	0	0	0	0	30	37	6.00	1.333

PITCHER	IP	WLS	BF	H	R	ER	SO	BB	IBB	HBP	BLK	WP	HR	S	P	ERA	WHIP

TOP

Philadelphia Phillies @ Montreal Expos

Jarry Park, Montreal, QB

Thu Jul 31 1975, 7:05 PM EDT

Att. 13,510 - Unknown

livebaseballscorecards.com

AB	35
R	4
H	9
RBI	4
BB	2
SO	4
LOB	12

BOTTOM

Philadelphia Phillies @ Montreal Expos

Jarry Park, Montreal, QB

Thu Jul 31 1975, 7:05 PM EDT

Att. 13,510 - Unknown

livebaseballscorecards.com

Batter	1	2	3	4	5	6	7	8	9	AB	R	H	RBI	BB	SO	LOB
Pepe Mangual, R (1, 8) OBP: 0.322, SLG: 0.350	SBX 1-1 SH1-3 BB 1B 1B		SSC 0-3 ① K		SBX 1-1 SH 1-3 2B	SBBX 2-1 ③ 1-3				3	2	1	0	0	1	0
Jim Dwyer, L (1, 7) OBP: 0.340, SLG: 0.404	BBBSSSB 4-2 1B SH1-3 1-2 1B BB		BX 1-0 2-3 1B		BX 1-0 ① SF8 3-H		BX 1-0 IHR			2	2	2	2	1	0	0
Gary Carter, R (1, 2) OBP: 0.367, SLG: 0.453	X 0-0 ① SH1-3 1-2 2-3		SBX 1-1 ② 2-3 1-2		SSBFFFBX 2-2 1-H 2B 2B		SSFX 0-2 ① F8			3	1	1	1	0	0	1
Mike Jorgensen, L (1, 3) OBP: 0.353, SLG: 0.392	IIII 4-0 1B 1B IBB		SBBBSB 4-2 BB		X 0-0 1B 2-H 2B		BX 1-0 ② L9			2	1	1	1	2	0	0
Larry Biittner, L (1, 9) OBP: 0.387, SLG: 0.406 Bob Bailey, R (5, PH) OBP: 0.391, SLG: 0.349 Tony Scott, S (5, PR) OBP: 0.263, SLG: 0.248 (6, 9)	BSSX 1-2 1B 1B 1-2 2-3 3-H 1B		SBBBBX 2-2 ③ G3		SBBSBFB 4-2 G5-3 1B BB		BBBB 4-0 S BB			2 0 0	0 0 0	1 0 0	1 0 0	0 1 1	0 0 0	2 0 0
Larry Parrish, R (1, 5) OBP: 0.313, SLG: 0.413	SBSBX 2-2 ② ③ 1-H 2-H 3-H 1B			X 0-0 ① 6-3	BBSSX 2-2 1-2 2-3 1B		SSS 0-3 ③ K 1-2			4	0	2	2	0	1	1
Pete Mackanin, R (1, 4) OBP: 0.315, SLG: 0.397		X 0-0 E6 CS		X 0-0 ② F7	SX 0-1 ② ③ G5-3 2-3f			SX 0-1 ① 4-3		4	0	0	0	0	0	3
Tim Foli, R (1, 6) OBP: 0.290, SLG: 0.283		BSSSS 1-3 ① ② K 1-2		SSFX 0-2 ③ 5-3		X 0-0 ① 5-3		SX 0-1 ② 5-3		4	0	0	0	0	1	1
Dan Warthen, S (1, 1) OBP: 0.158, SLG: 0.111 Jose Morales, R (6, PH) OBP: 0.379, SLG: 0.431 Dale Murray, R (7, 1) OBP: 0.429, SLG: 0.200		SBSSC 1-3 ③ K			BBBSSB 4-1 SH SF8 BB	SBX 1-1 ② 5-3		SSFS 0-3 ③ K		1 1 1	1 0 0	0 0 0	0 0 0	1 0 0	1 0 1	0 0 0
Inning Stats	R: 3 E: 0 K: 0 S: 11 H: 3 LOB: 2 BB: 2 P: 23	R: 0 E: 1 K: 2 S: 7 H: 0 LOB: 0 BB: 0 P: 9	R: 0 E: 0 K: 1 S: 11 H: 1 LOB: 2 BB: 1 P: 19	R: 0 E: 0 K: 0 S: 6 H: 0 LOB: 0 BB: 0 P: 6	R: 3 E: 1 K: 0 S: 19 H: 3 LOB: 2 BB: 2 P: 33	R: 0 E: 0 K: 0 S: 5 H: 0 LOB: 0 BB: 0 P: 8	R: 1 E: 0 K: 1 S: 9 H: 1 LOB: 1 BB: 1 P: 15	R: 0 E: 0 K: 1 S: 8 H: 0 LOB: 0 BB: 0 P: 8		1B: 5 2B: 2 3B: 0 HR: 1	SF: 1 SAC: 2 DP: 1 HBP: 0				WP: 0 PB: 0 SB: 1 CS: 1	PA: 36

PITCHER		IP	WLS	BF	H	R	ER	SO	BB	IBB	HBP	BLK	WP	HR	S	P	ERA	WHIP
Ron Schueler, R ERA: 5.91	(1, 1)	4.1	L	21	5	6	6	3	3	1	0	0	0	0	45	75	12.46	1.846
Joe Hoerner, L ERA: 2.41	(5, 1)	0.0		2	1	0	0	0	1	0	0	0	0	0	4	8	∞	∞
Gene Garber, R ERA: 3.76	(5, 1)	1.2		5	1	0	0	0	0	0	0	0	0	0	10	15	0.00	0.600
Wayne Twitchell, R ERA: 4.82	(7, 1)	2.0		8	1	1	1	2	1	0	0	0	0	0	17	23	4.50	1.000

PITCHER	IP	WLS	BF	H	R	ER	SO	BB	IBB	HBP	BLK	WP	HR	S	P	ERA	WHIP

Batter	1	2	3	4	5	6	7	8	9	10	AB	R	H	RBI	BB	SO	LOB
Dave Cash, R (1, 4) OBP: 0.375, SLG: 0.406	S X 0-1 ① F3		S X 0-1 E4 S FC2-5 1-2 1B	S S S 0-3 ③ K		S B B B B 4-1 1-2 BB		X 0-0 ① 6-3		S X 0-1 ② 5-3	5	1	0	0	1	1	4
Larry Bowa, S (1, 6) OBP: 0.353, SLG: 0.422	S B S X 1-2 ② 1-3		X 0-0 ① FC2-5 1B S 1-2 2-3f		S S F T X 0-2 ① F9	B S X 1-1 ③ G3		S S B X 1-2 ② L5		S B S F X 1-2 3-H 1B	6	0	1	1	0	0	5
Garry Maddox, R (1, 8) OBP: 0.350, SLG: 0.399	B B S X 2-1 ③ F2		S B S F B X 2-2 ② 1-3 2-H 1B		B B B B 4-0 FC4-6 BB		X 0-0 ① L7	B X 1-0 ③ 1-3		X 0-0 ③ F9	5	0	1	1	1	0	1
Greg Luzinski, R (1, 7) OBP: 0.394, SLG: 0.572		S S S 0-3 ① K	S S S 0-3 ③ K		B S X 1-1 ② F8		S B S B B S 3-3 ② K		B X 1-0 ① 6-3		5	0	0	0	0	3	2
Dick Allen, R (1, 3) OBP: 0.329, SLG: 0.340		S S B X 1-2 1B 2B		X 0-0 6-3 1B 1B	S X 0-1 ③ FC4-6 1-2f		S B B B S B B 4-2 WP BB		B S S X 1-2 ② 4-3		4	2	2	0	1	0	1
Jay Johnstone, L (1, 9) OBP: 0.418, SLG: 0.480		X 0-0 ② G3		B S B B S X 3-2 ① 6-3 1-2		X 0-0 1B 1B	B B S S X 2-2 ③ G3 1-2		X 0-0 ③ F7		5	0	1	0	0	0	3
Mike Schmidt, R (1, 5) OBP: 0.353, SLG: 0.452		S B B B X 3-1 FC3-6 2-H 1B		S S B S 1-3 ② K		B B S S S 2-3 ① K		S B B S B B 4-2 BB HR BB		B S B B F F E B 4-2 1B E BB	3	2	1	1	2	2	2
Johnny Oates, L (1, 2) OBP: 0.369, SLG: 0.351		X 0-0 ③ FC3-6 1-2f		B S S S X 1-2 E 1B 2-H 1B		S B S S S 1-3 ② K		B B S S S B 4-2 1-2 HR BB		S B X 1-1 E3 SH1-4 1-H 1B 1B	4	2	2	1	1	1	2
Larry Christenson, R (1, 1) OBP: 0.250, SLG: 0.438 Tim McCarver, L (8, PH) OBP: 0.449, SLG: 0.512 Tony Taylor, R (8, PH) OBP: 0.338, SLG: 0.394 Tom Hilgendorf, S (8, 1) OBP: 0.200, SLG: 0.200 Gene Garber, R (8, 1) OBP: 0.143, SLG: 0.143			B S X 1-1 FC2-5 E 1B	X 0-0 E5 1-3 1B		S X 0-1 BB 1-3 1B		X 0-0 1-H 2-H HR		X 0-0 ① SH1-4 2-3	3 0 3 0 0 0 0 0 0 0 0 0 0 0 1 1 1 3 0 0 0 0 0 0 0 0 0 0 0 0 0 0 0 0 0						
Inning Stats	R: 0 H: 0 E: 0 LOB: 0 K: 0 BB: 0 S: 7 P: 10	R: 1 H: 2 E: 0 LOB: 1 K: 1 BB: 0 S: 10 P: 14	R: 1 H: 2 E: 1 LOB: 1 K: 1 BB: 0 S: 12 P: 15	R: 1 H: 3 E: 1 LOB: 2 K: 2 BB: 0 S: 14 P: 19	R: 0 H: 0 E: 0 LOB: 1 K: 0 BB: 1 S: 9 P: 14	R: 0 H: 2 E: 0 LOB: 3 K: 2 BB: 1 S: 12 P: 20	R: 0 H: 0 E: 0 LOB: 1 K: 1 BB: 1 S: 9 P: 18	R: 3 H: 1 E: 0 LOB: 0 K: 0 BB: 2 S: 10 P: 20	R: 0 H: 0 E: 0 LOB: 0 K: 0 BB: 0 S: 5 P: 7	R: 2 H: 2 E: 1 LOB: 1 K: 0 BB: 1 S: 15 P: 21	1B: 10 SF: 0 2B: 1 SAC: 1 3B: 0 DP: 0 HR: 1 HBP: 0						

PITCHER		IP	WLS	BF	H	R	ER	SO	BB	IBB	HBP	BLK	WP	HR	S	P	ERA	WHIP
Dennis Blair, R ERA: 3.41	(1, 1)	7.0		33	9	3	2	7	3	0	0	0	1	0	73	110	2.57	1.714
Donald DeMola, R ERA: 4.09	(8, 1)	0.0		2	0	2	2	0	2	0	0	0	0	0	4	12	∞	∞
Fred Scherman, L ERA: 4.08	(8, 1)	0.0		1	1	1	1	0	0	0	0	0	0	1	1	1	∞	∞
Dale Murray, R ERA: 3.83	(8, 1)	3.0	L	12	2	2	1	0	1	0	0	0	0	0	25	35	3.00	1.000

PITCHER	IP	WLS	BF	H	R	ER	SO	BB	IBB	HBP	BLK	WP	HR	S	P	ERA	WHIP

TOP

Philadelphia Phillies @ Montreal Expos

Jarry Park, Montreal, QB

Fri Aug 01 1975, 7:05 PM EDT

Unknown

livebaseballscorecards.com

AB	41
R	8
H	12
RBI	7
BB	6
SO	7
LOB	20

1B: 10	SF: 0	WP: 1	PA: 48
2B: 1	SAC: 1	PB: 0	
3B: 0	DP: 0	SB: 2	
HR: 1	HBP: 0	CS: 0	

Batter	1	2	3	4	5	6	7	8	9	10	AB	R	H	RBI	BB	SO	LOB
Tony Scott, S (1, 8) (9, 7) OBP: 0.261, SLG: 0.241	0-0 1-3			4-1 1B BB	0-2 5-3		0-0 FC6-4 1-2f			2-3 K	4	1	0	0	1	1	2
Jim Dwyer, L (1, 7) OBP: 0.357, SLG: 0.420 Pepe Mangual, R (8, PH) OBP: 0.323, SLG: 0.356 (9, 8)	1-2 F9			0-0 1B HR 1-2 1B		3-1 G6-4-3 1B		2-2 E 3B		1-2 F7	3	1	2	0	0	0	0
											2	1	1	0	0	0	0
Mike Jorgensen, L (1, 3) OBP: 0.350, SLG: 0.388 Jose Morales, R (8, PH) OBP: 0.382, SLG: 0.433 (9, 3)	1-2 2-3			2-3 K		0-0 L6		0-3 K		1-0 1B 1B	3	0	0	0	0	1	3
											2	0	1	0	0	1	1
Larry Biittner, L (1, 9) OBP: 0.388, SLG: 0.406		1-3 K		0-2 1-2 2-H HR 1B		1-1 G6-4-3 1-2f		2-2 G3		1-1 1-2 1B	5	1	2	1	0	1	2
Larry Parrish, R (1, 5) OBP: 0.314, SLG: 0.426		0-0 6-3		1-1 1-H 2-H HR			0-0 1B 2B	0-0 E3 3-H		0-0 G1	5	2	2	3	0	0	2
Pete Mackanin, R (1, 4) OBP: 0.310, SLG: 0.391		3-3 K		3-2 F9			0-1 F9	1-1 L7			4	0	0	0	0	1	2
Tim Foli, R (1, 6) OBP: 0.288, SLG: 0.280		1-0 1-3		1-0 L9			0-0 6-3			0-1 5-3	4	0	0	0	0	0	1
Barry Foote, R (1, 2) OBP: 0.230, SLG: 0.281		1-0 5-3			0-0 L6		4-1 1B BB			0-0 F8	3	0	0	0	1	0	0
Dennis Blair, R (1, 1) OBP: 0.225, SLG: 0.184 Bob Bailey, R (7, PH) OBP: 0.394, SLG: 0.354 Donald DeMola, R (8, 1) Fred Scherman, L (8, 1) OBP: 0.143, SLG: 0.154 Dale Murray, R (8, 1) OBP: 0.375, SLG: 0.167		1-3 K			3-3 K		0-0 1-3 2-H FC6-4 1B			1-1 F9	2	0	0	0	0	2	0
											1	0	1	1	0	0	0
											0	0	0	0	0	0	0
											0	0	0	0	0	0	0
											1	0	0	0	0	0	0
Inning Stats	R: 0 E: 0 K: 0 S: 8 H: 0 LOB: 0 BB: 0 P: 10	R: 0 E: 0 K: 2 S: 7 H: 0 LOB: 0 BB: 0 P: 11	R: 0 E: 0 K: 1 S: 5 H: 0 LOB: 0 BB: 0 P: 8	R: 4 E: 0 K: 1 S: 16 H: 3 LOB: 0 BB: 1 P: 27	R: 0 E: 0 K: 1 S: 8 H: 0 LOB: 0 BB: 0 P: 11	R: 0 E: 0 K: 0 S: 5 H: 1 LOB: 0 BB: 0 P: 9	R: 1 E: 0 K: 0 S: 7 H: 2 LOB: 2 BB: 1 P: 11	R: 1 E: 1 K: 1 S: 13 H: 1 LOB: 1 BB: 0 P: 18	R: 0 E: 0 K: 0 S: 5 H: 0 LOB: 0 BB: 0 P: 6	R: 0 E: 0 K: 1 S: 10 H: 2 LOB: 2 BB: 0 P: 15	1B: 6 2B: 1 3B: 1 HR: 1	SF: 0 SAC: 0 DP: 1 HBP: 0						

PITCHER		IP	WLS	BF	H	R	ER	SO	BB	IBB	HBP	BLK	WP	HR	S	P	ERA	WHIP
Larry Christenson, R ERA: 3.48	(1, 1)	7.0		28	6	5	5	5	2	0	0	0	0	1	56	87	6.43	1.143
Tom Hilgendorf, L ERA: 1.89	(8, 1)	0.0		1	1	1	0	0	0	0	0	0	0	0	4	6	∞	∞
Gene Garber, R ERA: 3.61	(8, 1)	3.0	W	12	2	0	0	2	0	0	0	0	0	0	24	33	0.00	0.667

PITCHER	IP	WLS	BF	H	R	ER	SO	BB	IBB	HBP	BLK	WP	HR	S	P	ERA	WHIP

BOTTOM

Philadelphia Phillies @ Montreal Expos

Jarry Park, Montreal, QB

Fri Aug 01 1975, 7:05 PM EDT

Unknown

livebaseballscorecards.com

AB	39
R	6
H	9
RBI	5
BB	2
SO	7
LOB	13

WP: 0 PB: 0 SB: 0 CS: 0 PA: 41

Philadelphia Phillies @ Montreal Expos

Jarry Park, Montreal, QB

Fri Aug 01 1975, 7:05 PM EDT

Att. 17,820 - Unknown

TOP

livebaseballscorecards.com

Batter	1	2	3	4	5	6	7	8	9	AB	R	H	RBI	BB	SO	LOB
Dave Cash, R (1, 4) OBP: 0.373, SLG: 0.406	L4		1-3	PO 2-3	5-3		SH3-4 2B		5-3	5	0	1	0	0	0	0
Larry Bowa, S (1, 6) OBP: 0.351, SLG: 0.420	F8		F8		FC5-4 1B		SH3-4 2-3		1-3	4	0	1	0	0	0	0
Garry Maddox, R (1, 8) OBP: 0.351, SLG: 0.397	1B			2B 2B BB	FC5-4 FC5-4 1-2f		K		4-3	4	1	1	0	1	1	2
Greg Luzinski, R (1, 7) OBP: 0.393, SLG: 0.571	K			1-3 2B 2B	FC5-4 1-2f		F8			4	1	1	0	0	1	3
Dick Allen, R (1, 3) OBP: 0.324, SLG: 0.335		F3		K		6-3		F9		4	0	0	0	0	1	2
Jay Johnstone, L (1, 9) OBP: 0.419, SLG: 0.480		F6		K		BB 1B		1B 1B		4	0	2	0	0	1	2
Mike Schmidt, R (1, 5) OBP: 0.358, SLG: 0.467		HR		1B 2-H 3-H 2B		BB 1-2		1-3 1B		3	2	3	3	1	0	0
Bob Boone, R (1, 2) OBP: 0.320, SLG: 0.316		G3		PO 1B IBB		K		F6		2	0	0	0	1	1	2
Tim McCarver, L (8, PH) OBP: 0.440, SLG: 0.500 (8, 2)										1	0	0	0	0	0	2
Jim Lonborg, R (1, 1) OBP: 0.140, SLG: 0.023			F8 1-2	1B 1-2 2-H		F7 2-1		F8 1-1		0	0	0	0	0	0	0
Tom Hilgendorf, S (2, 1) OBP: 0.286, SLG: 0.286										2	0	1	1	0	0	0
Tony Taylor, R (6, PH) OBP: 0.333, SLG: 0.388										1	0	0	0	0	0	2
Ron Schueler, R (6, 1) OBP: 0.182, SLG: 0.182										0	0	0	0	0	0	0
Tom Hutton, L (8, PH) OBP: 0.286, SLG: 0.277										1	0	0	0	0	0	2
Gene Garber, R (8, 1) OBP: 0.143, SLG: 0.143										0	0	0	0	0	0	0

Inning Stats	1	2	3	4	5	6	7	8	9
	R: 0 E: 0 K: 1 S: 15	R: 1 E: 0 K: 0 S: 6	R: 0 E: 0 K: 0 S: 5	R: 3 E: 0 K: 2 S: 14	R: 0 E: 0 K: 0 S: 7	R: 0 E: 0 K: 1 S: 7	R: 0 E: 0 K: 1 S: 10	R: 0 E: 0 K: 0 S: 12	R: 0 E: 0 K: 0 S: 6
	H: 1 LOB: 1 BB: 0 P: 20	H: 1 LOB: 0 BB: 0 P: 11	H: 0 LOB: 0 BB: 0 P: 7	H: 3 LOB: 1 BB: 2 P: 29	H: 1 LOB: 1 BB: 0 P: 10	H: 1 LOB: 2 BB: 1 P: 16	H: 1 LOB: 1 BB: 0 P: 13	H: 2 LOB: 2 BB: 0 P: 18	H: 0 LOB: 0 BB: 0 P: 7

1B: 6	SF: 0
2B: 3	SAC: 1
3B: 0	DP: 0
HR: 1	HBP: 0

WP: 0	PA: 40
PB: 0	
SB: 0	
CS: 0	

AB	35
R	4
H	10
RBI	4
BB	3
SO	5
LOB	17

PITCHER		IP	WLS	BF	H	R	ER	SO	BB	IBB	HBP	BLK	WP	HR	S	P	ERA	WHIP
Don Carrithers, R ERA: 3.75	(1, 1)	4.0		18	5	4	4	3	1	1	0	0	0	1	40	67	9.00	1.500
Fred Scherman, L ERA: 3.9	(5, 1)	3.0	W	13	3	0	0	2	1	0	0	0	0	0	24	39	0.00	1.333
Dale Murray, R ERA: 3.7	(8, 1)	2.0	S	8	2	0	0	0	0	0	0	0	0	0	18	25	0.00	1.000

PITCHER	IP	WLS	BF	H	R	ER	SO	BB	IBB	HBP	BLK	WP	HR	S	P	ERA	WHIP

Batter	1	2	3	4	5	6	7	8	9	AB	R	H	RBI	BB	SO	LOB
Pepe Mangual, R (1, 8) OBP: 0.322, SLG: 0.353	B S H 2-1 HR HBP	X 0-0 ② F4		S B B S F X 2-2 ② 1-3		B S B S C 2-3 ③ K				3	1	0	0	0	1	0
Jim Dwyer, L (1, 7) OBP: 0.367, SLG: 0.481	B X 1-0 1-H HR	S S B B X 2-2 BB 1B		S S S 0-3 ③ K			S S X 0-2 ① F9			4	1	2	2	0	1	0
Gary Carter, R (1, 2) OBP: 0.374, SLG: 0.465 (8, 9)	X 0-0 E5 HR 1B	S S T T B T B B 4-2 B 1-2 BB			S X 0-1 HR		B B S B B 4-1 WP 1B BB			2	3	2	1	2	0	0
Mike Jorgensen, L (1, 3) OBP: 0.351, SLG: 0.397	S B X 1-1 2-H HR	X 0-0 ③ F9			B B S B B 4-1 SH1-4 BB		S S B C 1-3 ② K 1-2			3	1	1	2	1	1	3
Larry Biittner, L (1, 9) OBP: 0.387, SLG: 0.405 Dale Murray, R (8, 1) OBP: 0.375, SLG: 0.167	S X 0-1 ① F8		B B B S X 3-1 ① 4-3		S B X 1-1 ① SH1-4 1-2		S B B X 2-1 S 2-H 1B			3 0	0 0	1 0	1 0	0 0	0 0	0 0
Larry Parrish, R (1, 5) OBP: 0.317, SLG: 0.429	S B X 1-1 2B		B B S B B 4-1 FC2-4 BB		S X 0-1 ② 6-3		S S B B X 2-2 ③ 5-3 1-2			3	0	1	0	1	0	2
Pete Mackanin, R (1, 4) OBP: 0.305, SLG: 0.384	S X 0-1 ② F8		S B X 1-1 ② FC2-4 1-2f		S X 0-1 ③ F8			S S S 0-3 ① K		4	0	0	0	0	1	3
Tim Foli, R (1, 6) OBP: 0.285, SLG: 0.277	X 0-0 ③ 5-3		B X 1-0 ③ F7			X 0-0 ① 4-3		S X 0-1 ② 5-3		4	0	0	0	0	0	2
Don Carrithers, R (1, 1) Bob Bailey, R (4, PH) OBP: 0.392, SLG: 0.351 Fred Scherman, L (5, 1) OBP: 0.133, SLG: 0.143 Barry Foote, R (8, 2) OBP: 0.229, SLG: 0.280		S X 0-1 ① F7		B S B B X 3-1 ① 1-3		X 0-0 ② 4-3		X 0-0 ③ F8		1 1 1 1	0 0 0 0	0 0 0 0	0 0 0 0	0 0 0 0	0 0 0 0	0 0 0 0
Inning Stats	R: 4 E: 1 K: 0 S: 12 H: 4 LOB: 1 BB: 0 P: 17	R: 0 E: 0 K: 0 S: 13 H: 1 LOB: 2 BB: 1 P: 19	R: 0 E: 0 K: 0 S: 6 H: 0 LOB: 1 BB: 1 P: 15	R: 0 E: 0 K: 1 S: 9 H: 0 LOB: 0 BB: 0 P: 14	R: 1 E: 0 K: 0 S: 9 H: 1 LOB: 1 BB: 1 P: 14	R: 0 E: 0 K: 1 S: 5 H: 0 LOB: 0 BB: 0 P: 7	R: 1 E: 0 K: 1 S: 12 H: 1 LOB: 1 BB: 1 P: 21	R: 0 E: 0 K: 1 S: 6 H: 0 LOB: 0 BB: 0 P: 6		1B: 3 2B: 1 3B: 0 HR: 3 SF: 0 SAC: 1 DP: 0 HBP: 1						

PITCHER		IP	WLS	BF	H	R	ER	SO	BB	IBB	HBP	BLK	WP	HR	S	P	ERA	WHIP
Jim Lonborg, R ERA: 3.83	(1, 1)	1.2		12	5	4	4	0	1	0	1	0	0	2	24	35	21.60	3.600
Tom Hilgendorf, L ERA: 1.94	(2, 1)	3.1	L	13	1	1	1	1	2	0	0	0	0	1	25	44	2.70	0.900
Ron Schueler, R ERA: 5.86	(6, 1)	2.0		8	1	1	1	2	1	0	0	0	1	0	17	28	4.50	1.000
Gene Garber, R ERA: 3.56	(8, 1)	1.0		3	0	0	0	1	0	0	0	0	0	0	6	6	0.00	0.000

PITCHER	IP	WLS	BF	H	R	ER	SO	BB	IBB	HBP	BLK	WP	HR	S	P	ERA	WHIP

BOTTOM

Philadelphia Phillies @ Montreal Expos

Jarry Park, Montreal, QB

Fri Aug 01 1975, 7:05 PM EDT

Att. 17,820 - Unknown

livebaseballscorecards.com

AB	30
R	6
H	7
RBI	6
BB	4
SO	4
LOB	10

WP: 1 PB: 0 SB: 1 CS: 0 PA: 36

Batter	1	2	3	4	5	6	7	8	9	AB	R	H	RBI	BB	SO	LOB
Dave Cash, R (1, 4) OBP: 0.369, SLG: 0.401	E5 1-3		F8		F8		F8		6-3	5	0	0	0	0	0	1
Larry Bowa, S (1, 6) OBP: 0.349, SLG: 0.417	1-3 1-2		F8		F4		F4		E3 1B	5	0	1	0	0	0	2
Garry Maddox, R (1, 8) OBP: 0.348, SLG: 0.390	F6			HR BB	F2		F8		6-3	4	1	0	0	1	0	2
Greg Luzinski, R (1, 7) OBP: 0.395, SLG: 0.583	6-3			1-H HR	3B			G4-6-3 BB	G3	4	1	2	2	1	0	2
Dick Allen, R (1, 3) OBP: 0.323, SLG: 0.331		F8		K	BB			G4-6-3 1-2f		3	0	0	0	1	1	1
Tom Hutton, L (8, 3) OBP: 0.299, SLG: 0.277										0	0	0	0	0	0	0
Jay Johnstone, L (1, 9) OBP: 0.417, SLG: 0.481		F8		4-3	G3 1-2			E 2B		4	1	1	0	0	0	2
Mike Anderson, R (8, 9) OBP: 0.318, SLG: 0.394										0	0	0	0	0	0	0
Mike Schmidt, R (1, 5) OBP: 0.360, SLG: 0.465		K		S BB	F4			E BB		2	0	0	0	2	1	2
Johnny Oates, L (1, 2) OBP: 0.372, SLG: 0.347			3-1 1-2	IBB	IBB			E5 1-3 2-H		2	0	0	0	2	0	1
Tom Underwood, R (1, 1) OBP: 0.145, SLG: 0.132			BB	K	K			K		3	0	0	0	1	3	7

Inning Stats	1	2	3	4	5	6	7	8	9	1B	SF	WP	PA
R	0	0	0	2	0	0	0	1	0	1	0	0	40
E	1	0	0	0	0	0	0	1	1	2B 1	SAC 0	PB 0	
K	0	1	0	2	0	1	0	1	0	3B 1	DP 1	SB 2	
S	5	7	7	15	7	17	4	13	8	HR 1	HBP 0	CS 0	
H	0	0	0	1	0	1	0	1	1				
LOB	1	0	1	2	0	3	0	2	1				
BB	0	0	1	3	0	2	0	2	1				
P	7	12	14	35	11	28	4	25	11				

PITCHER		IP	WLS	BF	H	R	ER	SO	BB	IBB	HBP	BLK	WP	HR	S	P	ERA	WHIP
Steve Renko, R ERA: 4.8	(1, 1)	7.2		34	3	3	2	4	6	2	0	0	0	1	71	130	2.35	1.174
Fred Scherman, L ERA: 3.88	(8, 1)	0.1		2	0	0	0	1	0	0	0	0	0	0	4	6	0.00	0.000
Dale Murray, R ERA: 3.63	(9, 1)	1.0	W	4	1	0	0	0	0	0	0	0	0	0	8	11	0.00	1.000

PITCHER	IP	WLS	BF	H	R	ER	SO	BB	IBB	HBP	BLK	WP	HR	S	P	ERA	WHIP

TOP

Philadelphia Phillies @ Montreal Expos

Jarry Park, Montreal, QB

Sat Aug 02 1975, 7:05 PM EDT

Att. 16,101 - Unknown

livebaseballscorecards.com

AB	32
R	3
H	4
RBI	2
BB	8
SO	5
LOB	20

Batter	1	2	3	4	5	6	7	8	9	AB	R	H	RBI	BB	SO	LOB
Pepe Mangual, R (1, 8) OBP: 0.321, SLG: 0.350	B X 1-0 F8 ①	B B B S X 3-1 FC5-4 FC6-4 ② 1-2f 2-3		S S B B F B B 4-2 BB			B B X 2-0 F8 ②			3	0	0	0	1	0	2
Pete Mackanin, R (1, 4) OBP: 0.301, SLG: 0.378	S X 0-1 F3 ②	X 0-0 FC6-4 ③ 1-2f		S B S B X 2-2 F6 ③			X 0-0 F8 ③			4	0	0	0	0	0	3
Gary Carter, R (1, 9) OBP: 0.375, SLG: 0.464	B B S B S F B 4-2 E 1B BB	B S S X 1-2 5-3 ①	B S B X 2-1 G6-4-3 1B					B S X 1-1 F8 ①		3	0	1	0	1	0	0
Jose Morales, R (1, 3) OBP: 0.389, SLG: 0.438	X 0-0 E7 1B 1-3	X 0-0 2B 1B	X 0-0 G6-4-3 ① ② 1-2f					S B X 1-1 F7 ②		4	1	2	0	0	0	1
Bob Bailey, R (1, 7) OBP: 0.395, SLG: 0.358 Dale Murray, R (9, 1) OBP: 0.375, SLG: 0.167	I I I I 4-0 IBB	B B B S S X 3-1 WP 2B 1-H	B S S S 1-3 K ③					B X 1-0 5-3 ③		3 0	0 0	1 0	1 0	1 0	1 0	0 0
Larry Parrish, R (1, 5) OBP: 0.313, SLG: 0.423	B B S B S S 3-3 K ③	B S S S F B X 2-2 6-3 ② 2-3				X 0-0 6-3 ①			B X 1-0 6-3 ①	4	0	0	0	0	1	4
Tim Foli, R (1, 6) OBP: 0.284, SLG: 0.277		S B X 1-1 6-3 ① X 0-0 F8 ③				X 0-0 F7 ②			X 0-0 HR 1B 1B	4	1	1	0	0	0	1
Barry Foote, R (1, 2) OBP: 0.233, SLG: 0.283 Pepe Frias, R (9, PR) OBP: 0.208, SLG: 0.190		S B X 1-1 FC5-4 BB 1B		X 0-0 F9 ①		B S S B X 2-2 5-3 ③			X 0-0 HR 1-2 1B	4 0	0 1	2 0	0 0	0 0	0 0	0 0
Steve Renko, R (1, 1) OBP: 0.361, SLG: 0.424 Fred Scherman, L (8, 1) OBP: 0.133, SLG: 0.143 Tony Scott, S (9, 7) OBP: 0.261, SLG: 0.241 Nate Colbert, R (9, PH) OBP: 0.225, SLG: 0.280		B S S B B B 4-2 FC5-4 BB 1-2		S B S X 1-2 5-3 ②			S B X 1-1 F4 ①		X 0-0 HR 1-H 2-H	2 0 0 1	0 0 0 1	0 0 0 1	0 0 0 1	1 0 0 1	0 0 0 0	0 0 0 0
Inning Stats	R: 0 E: 1 K: 1 S: 10 H: 1 LOB: 3 BB: 2 P: 22	R: 0 E: 0 K: 0 S: 9 H: 1 LOB: 2 BB: 1 P: 18	R: 1 E: 0 K: 0 S: 12 H: 2 LOB: 1 BB: 0 P: 18	R: 0 E: 0 K: 0 S: 11 H: 0 LOB: 1 BB: 1 P: 18	R: 0 E: 0 K: 1 S: 6 H: 1 LOB: 0 BB: 0 P: 9	R: 0 E: 0 K: 0 S: 5 H: 0 LOB: 0 BB: 0 P: 7	R: 0 E: 0 K: 0 S: 4 H: 0 LOB: 0 BB: 0 P: 7	R: 0 E: 0 K: 0 S: 5 H: 0 LOB: 0 BB: 0 P: 8	R: 3 E: 0 K: 0 S: 4 H: 3 LOB: 1 BB: 0 P: 5	1B: 6 2B: 1 3B: 0 HR: 1	SF: 0 SAC: 0 DP: 1 HBP: 0			WP: 1 PB: 0 SB: 0 CS: 0	PA: 36		

PITCHER	IP	WLS	BF	H	R	ER	SO	BB	IBB	HBP	BLK	WP	HR	S	P	ERA	WHIP
Tom Underwood, L (1, 1) ERA: 3.48	8.1	L	36	8	4	4	2	3	1	0	0	1	1	66	112	4.32	1.320

PITCHER	IP	WLS	BF	H	R	ER	SO	BB	IBB	HBP	BLK	WP	HR	S	P	ERA	WHIP

BOTTOM

Philadelphia Phillies @ Montreal Expos

Jarry Park, Montreal, QB

Sat Aug 02 1975, 7:05 PM EDT

Att. 16,101 - Unknown

livebaseballscorecards.com

AB	32
R	4
H	8
RBI	4
BB	4
SO	2
LOB	11

Batter	1	2	3	4	5	6	7	8	9	10	AB	R	H	RBI	BB	SO	LOB
Dave Cash, R (1, 4) OBP: 0.367, SLG: 0.397	1-0 5-3	1-2 5-3			0-1 6-3		0-1 6-3		4-2 BB	0-2 1-3	5	0	0	0	1	0	2
Larry Bowa, S (1, 6) OBP: 0.347, SLG: 0.414	1-2 BB 1B SF9 1B		1-1 6-3		1-0 1-3		1-1 4-3		0-1 G2-6-4-3 1-2f		5	1	1	0	0	0	1
Garry Maddox, R (1, 8) OBP: 0.356, SLG: 0.402	0-1 BB E 1-2 1B		0-2 F4			3-2 1B 2B	1-2 2B 1B		0-0 1B		5	2	4	0	0	0	0
Greg Luzinski, R (1, 7) OBP: 0.395, SLG: 0.582	4-2 E 1-2 2-3 BB		1-3 K			0-2 L7	1-0 1-3 2B		0-3 K		4	0	1	0	1	2	2
Dick Allen, R (1, 3) OBP: 0.321, SLG: 0.327	1-0 SF9 3-H			0-0 5-3		4-2 1B BB	0-0 6-3			0-0 5-3	3	0	0	1	1	0	2
Gene Garber, R (10, 1) OBP: 0.143, SLG: 0.143											0	0	0	0	0	0	0
Jay Johnstone, L (1, 9) OBP: 0.419, SLG: 0.483	1-1 E5 1-3 2-H 1B			1-0 4-3		0-0 BB 1-3 2-H 1B		2-2 6-3		1-2 6-3	3	0	2	2	0	0	0
Mike Anderson, R (6, PR) OBP: 0.318, SLG: 0.394											0	0	0	0	0	0	0
(6, 9)																	
Ollie Brown, R (8, PH) OBP: 0.396, SLG: 0.582											2	0	0	0	0	0	0
(8, 9)																	
Mike Schmidt, R (1, 5) OBP: 0.362, SLG: 0.480	1-0 5-3			1-0 2B		2-0 F4		0-2 HR		1-1 1B 2B	5	2	3	1	0	0	4
Tim McCarver, L (1, 2) OBP: 0.444, SLG: 0.489		3-2 F6		2-3 K		4-1 1-2 BB		0-0 G5-4-3 1B		4-0 1B IBB	3	0	1	0	1	1	1
Bob Boone, R (8, 2) OBP: 0.320, SLG: 0.316											0	0	0	0	0	0	0
Johnny Oates, L (10, PH) OBP: 0.376, SLG: 0.347											0	0	0	0	1	0	0
(10, 2)																	
Steve Carlton, L (1, 1) OBP: 0.156, SLG: 0.129		3-3 K			0-1 3-1	0-0 3-1		0-0 G5-4-3 1-2f		0-0 1-3 2-H 1B	3	0	0	0	0	1	3
Tony Taylor, R (8, PH) OBP: 0.329, SLG: 0.382											1	0	0	0	0	0	1
Tug McGraw, R (8, 1) OBP: 0.222, SLG: 0.222											0	0	0	0	0	0	0
Tom Hutton, L (10, PH) OBP: 0.305, SLG: 0.284											1	0	1	1	0	0	0
(10, 3)																	
Inning Stats	R: 2 E: 1 K: 0 S: 13 H: 3 LOB: 2 BB: 1 P: 22	R: 0 E: 0 K: 1 S: 9 H: 0 LOB: 0 BB: 0 P: 16	R: 0 E: 0 K: 1 S: 9 H: 0 LOB: 0 BB: 0 P: 11	R: 0 E: 0 K: 1 S: 7 H: 1 LOB: 1 BB: 0 P: 11	R: 0 E: 0 K: 0 S: 5 H: 0 LOB: 0 BB: 0 P: 6	R: 1 E: 0 K: 0 S: 16 H: 2 LOB: 3 BB: 2 P: 29	R: 0 E: 0 K: 0 S: 9 H: 2 LOB: 2 BB: 0 P: 12	R: 1 E: 0 K: 0 S: 8 H: 2 LOB: 0 BB: 0 P: 10	R: 0 E: 0 K: 1 S: 9 H: 1 LOB: 1 BB: 1 P: 13	R: 1 E: 0 K: 0 S: 12 H: 2 LOB: 2 BB: 1 P: 18	1B: 8 2B: 4 3B: 0 HR: 1 SF: 1 SAC: 0 DP: 2 HBP: 0						

PITCHER	IP	WLS	BF	H	R	ER	SO	BB	IBB	HBP	BLK	WP	HR	S	P	ERA	WHIP
Steve Rogers, R (1, 1) ERA: 2.64	7.1		35	10	4	4	3	3	0	0	0	0	1	75	116	4.91	1.773
Fred Scherman, L (8, 1) ERA: 3.84	0.2		1	0	0	0	0	0	0	0	0	0	0	1	1	0.00	0.000
Dale Murray, R (9, 1) ERA: 3.66	2.0	L	10	3	1	1	1	1	1	0	0	0	0	21	31	4.50	2.000

PITCHER	IP	WLS	BF	H	R	ER	SO	BB	IBB	HBP	BLK	WP	HR	S	P	ERA	WHIP

TOP

Philadelphia Phillies @ Montreal Expos

Jarry Park, Montreal, QB

Sun Aug 03 1975, 3:33 AM EDT
Att. 15,126 - Unknown

livebaseballscorecards.com

AB	40
R	5
H	13
RBI	5
BB	5
SO	4
LOB	16

WP: 0 PB: 0 SB: 0 CS: 0 PA: 46

Batter	1	2	3	4	5	6	7	8	9	10	AB	R	H	RBI	BB	SO	LOB
Pepe Mangual, R (1, 8) OBP: 0.321, SLG: 0.350 Larry Biittner, L (10, PH) OBP: 0.385, SLG: 0.403	2-1 CS 1B		1-0 SF9 3-H	2-1 F9			3-2 FC5-4 S 1-2f			1-1 6-3	3 1	0 0	1 0	1 0	0 0	0 0	2 0
Pete Mackanin, R (1, 4) OBP: 0.300, SLG: 0.373 Jim Dwyer, L (10, PH) OBP: 0.361, SLG: 0.473	1 SAFE 1-2 F8 1-2		4-2 2B BB 1-2 2-3		2-3 K		2-2 F9 1-2			0-0 6-3	3 1	1 0	0 0	0 0	1 0	1 0	2 0
Gary Carter, R (1, 9) OBP: 0.371, SLG: 0.459	0-3 K		2-3 K		3-2 6-3			1-2 F8			4	0	0	0	0	2	3
Jose Morales, R (1, 3) OBP: 0.382, SLG: 0.441 Tony Scott, S (9, 7) OBP: 0.261, SLG: 0.241		2-1 6-3	1-2 2B 1-H 2-H 3-H		1-0 6-3			3-2 F8			4 0	0 0	1 0	3 0	0 0	0 0	0 0
Bob Bailey, R (1, 7) OBP: 0.392, SLG: 0.351 Dale Murray, R (9, 1) OBP: 0.375, SLG: 0.167		0-2 F5	4-1 BB			0-0 5-3		0-0 F9			3 0	0 0	0 0	0 0	1 0	0 0	0 0
Larry Parrish, R (1, 5) OBP: 0.309, SLG: 0.418	0-0 5-3		1-3 K	0-0 F9					1-1 6-3		4	0	0	0	0	1	2
Tim Foli, R (1, 6) OBP: 0.284, SLG: 0.276			0-2 BB E SF9 1B	0-2 1-3		2-1 5-3			2-2 5-3		4	1	1	0	0	0	0
Barry Foote, R (1, 2) OBP: 0.233, SLG: 0.283			0-0 E5 BB BB 1-2 2B	1-0 F3			2-2 FC5-4 1B		3-3 K		4	1	1	0	0	1	1
Steve Rogers, R (1, 1) OBP: 0.296, SLG: 0.229 Fred Scherman, L (8, 1) OBP: 0.133, SLG: 0.143 Mike Jorgensen, L (9, 3) OBP: 0.350, SLG: 0.396			4-2 BB 2B 1-2 2-3 BB	0-2 1B			0-0 F2			1-2 G3	2 0 1	1 0 0	1 0 0	0 0 0	1 0 0	0 0 0	1 0 0
Inning Stats	R: 0 E: 0 K: 1 S: 9 H: 1 LOB: 0 BB: 0 P: 12	R: 0 E: 0 K: 0 S: 6 H: 0 LOB: 0 BB: 0 P: 8	R: 4 E: 1 K: 2 S: 20 H: 2 LOB: 2 BB: 3 P: 37	R: 0 E: 0 K: 0 S: 10 H: 1 LOB: 1 BB: 0 P: 13	R: 0 E: 0 K: 1 S: 8 H: 0 LOB: 0 BB: 0 P: 14	R: 0 E: 0 K: 0 S: 4 H: 0 LOB: 0 BB: 0 P: 6	R: 0 E: 0 K: 0 S: 13 H: 1 LOB: 1 BB: 0 P: 20	R: 0 E: 0 K: 0 S: 7 H: 0 LOB: 0 BB: 0 P: 11	R: 0 E: 0 K: 1 S: 10 H: 0 LOB: 0 BB: 0 P: 16	R: 0 E: 0 K: 0 S: 6 H: 0 LOB: 0 BB: 0 P: 8	1B: 4 2B: 1 3B: 0 HR: 0	SF: 1 SAC: 0 DP: 0 HBP: 0					

PITCHER		IP	WLS	BF	H	R	ER	SO	BB	IBB	HBP	BLK	WP	HR	S	P	ERA	WHIP
Steve Carlton, L ERA: 3.54	(1, 1)	7.0		29	5	4	0	4	3	0	0	0	0	0	70	110	0.00	1.143
Tug McGraw, L ERA: 2.73	(8, 1)	2.0	W	6	0	0	0	1	0	0	0	0	0	0	17	27	0.00	0.000
Gene Garber, R ERA: 3.51	(10, 1)	1.0	S	3	0	0	0	0	0	0	0	0	0	0	6	8	0.00	0.000

PITCHER	IP	WLS	BF	H	R	ER	SO	BB	IBB	HBP	BLK	WP	HR	S	P	ERA	WHIP

BOTTOM

Philadelphia Phillies @ Montreal Expos

Jarry Park, Montreal, QB

Sun Aug 03 1975, 3:33 AM EDT
Att. 15,126 - Unknown

livebaseballscorecards.com

AB	34
R	4
H	5
RBI	4
BB	3
SO	5
LOB	11

WP: 0 PB: 0 SB: 1 CS: 1 PA: 38

Batter	1	2	3	4	5	6	7	8	9	AB	R	H	RBI	BB	SO	LOB
Pepe Mangual, R (1, 8) OBP: 0.322, SLG: 0.348	1-0 ① 4-3		1-3 ③ K			4-0 BB		4-1 1B HR 1-2 BB		2	1	0	0	2	1	0
Jim Dwyer, L (1, 7) OBP: 0.338, SLG: 0.441	0-3 ② K			1-3 ① K		0-0 ③ F7		1-3 ② K		4	0	0	0	0	3	3
Gary Carter, R (1, 2) (8, 9) OBP: 0.372, SLG: 0.457	3-3 ③ K			3-3 ② K			4-2 FC3-6 BB	2-0 1-2 2-H HR 1B		3	1	1	1	1	2	0
Mike Jorgensen, L (1, 3) OBP: 0.352, SLG: 0.405		4-2 BLK BB		0-0 ③ 3-1			0-1 ① FC3-6 FC3-6 1-2f	1-0 1-H 2-H HR		3	1	1	3	1	0	1
Larry Biittner, L (1, 9) OBP: 0.379, SLG: 0.395 Chuck Taylor, R (8, 1)	0-3 ① K 1-2				0-0 ① F7		1-0 ② FC3-6 BB 1-2f	1-2 ③ 4-3		4 0	0 0	0 0	0 0	0 0	1 0	2 0
Larry Parrish, R (1, 5) OBP: 0.308, SLG: 0.414	2-3 ② K				1-3 ② K		4-2 1-2 BB		2-3 ① K	3	0	0	0	1	3	1
Pete Mackanin, R (1, 4) OBP: 0.296, SLG: 0.368	1-1 ③ F8				3-3 ③ K		3-3 ③ K		2-1 ② 4-3	4	0	0	0	0	2	3
Pepe Frias, R (1, 6) OBP: 0.192, SLG: 0.174 Jose Morales, R (8, PH) OBP: 0.377, SLG: 0.435 Tim Foli, R (8, 6) OBP: 0.286, SLG: 0.281			0-0 ① 6-3			1-1 ① 6-3		1-3 ① K	0-0 2B	2 1 1	0 0 0	0 0 1	0 0 0	0 1 0	0 0 0	0 0 0
Dan Warthen, S (1, 1) OBP: 0.150, SLG: 0.105 Bob Bailey, R (6, PH) OBP: 0.389, SLG: 0.348 Donald DeMola, R (6, 1) Jim Lyttle, L (8, PH) OBP: 0.182, SLG: 0.182 Barry Foote, R (8, 2) OBP: 0.232, SLG: 0.282			2-3 ② K			0-1 ② F8		2-2 BB 1B 1B	0-1 ③ F7	1 1 0 1 1	0 0 0 1 0	0 0 0 1 0	0 0 0 1 0	1 0 0 0 0	0 0 0 0 0	0 0 0 0 1
Inning Stats	R: 0 E: 0 K: 2 S: 9 H: 0 LOB: 0 BB: 0 P: 13	R: 0 E: 0 K: 2 S: 11 H: 0 LOB: 1 BB: 1 P: 18	R: 0 E: 0 K: 2 S: 7 H: 0 LOB: 0 BB: 0 P: 10	R: 0 E: 0 K: 2 S: 9 H: 0 LOB: 0 BB: 0 P: 13	R: 0 E: 0 K: 2 S: 7 H: 0 LOB: 0 BB: 0 P: 11	R: 0 E: 0 K: 0 S: 5 H: 0 LOB: 1 BB: 1 P: 10	R: 0 E: 0 K: 1 S: 13 H: 0 LOB: 2 BB: 2 P: 25	R: 4 E: 0 K: 2 S: 16 H: 3 LOB: 0 BB: 1 P: 28	R: 0 E: 0 K: 1 S: 8 H: 1 LOB: 1 BB: 0 P: 12	1B: 2 2B: 1 3B: 0 HR: 1	SF: 0 SAC: 0 DP: 0 HBP: 0						

TOP

Montreal Expos @ New York Mets

Shea Stadium, Flushing, NY

Mon Aug 04 1975, 7:05 PM EDT

Att. 10,720 - Unknown

livebaseballscorecards.com

AB	31
R	4
H	4
RBI	4
BB	5
SO	14
LOB	11

WP: 0 PB: 0 SB: 0 CS: 0 PA: 36

PITCHER	IP	WLS	BF	H	R	ER	SO	BB	IBB	HBP	BLK	WP	HR	S	P	ERA	WHIP
Randy Tate, R (1, 1) ERA: 4.63	8.0	L	32	3	4	4	13	5	0	0	1	0	1	77	128	4.50	1.000
Rick Baldwin, R (9, 1) ERA: 3.06	1.0		4	1	0	0	1	0	0	0	0	0	0	8	12	0.00	1.000

PITCHER	IP	WLS	BF	H	R	ER	SO	BB	IBB	HBP	BLK	WP	HR	S	P	ERA	WHIP

Montreal Expos @ New York Mets

Shea Stadium, Flushing, NY

Mon Aug 04 1975, 7:05 PM EDT

Att. 10,720 - Unknown

livebaseballscorecards.com

BOTTOM

Batter	1	2	3	4	5	6	7	8	9	AB	R	H	RBI	BB	SO	LOB
Gene Clines, R (1, 8) OBP: 0.272, SLG: 0.264	4-2 1B BB		0-1 L5-3		3-1 E 1-H 2-H 3B			1-3 K		3	1	1	2	1	1	0
Felix Millan, R (1, 4) OBP: 0.348, SLG: 0.377	3-2 F8		2-3 K		0-1 E3 3-H			0-1 5-3		4	0	0	0	0	1	1
Jesus Alou, R (1, 7) OBP: 0.309, SLG: 0.321	0-1 1-3 1B			2-2 L5	0-0 F7			0-0 6-3		4	0	1	0	0	0	1
Dave Kingman, R (1, 3) OBP: 0.302, SLG: 0.517	0-3 K			0-1 F3		2-2 F7			4-2 G3-6-3 BB	3	0	0	0	1	1	2
Rusty Staub, L (1, 9) OBP: 0.368, SLG: 0.441	0-2 6-3			2-0 F7		2-3 K			2-2 G3-6-3 1-2f	4	0	0	0	0	1	3
Joe Torre, R (1, 5) OBP: 0.331, SLG: 0.360		1-2 4-3			0-1 F8	2-3 K			1-1 5-3	4	0	0	0	0	1	0
Jerry Grote, R (1, 2) OBP: 0.350, SLG: 0.371		1-2 4-3			1-0 FC1-5 WP 1B		2-3 K			3	0	1	0	0	1	0
Jack Heidemann, R (1, 6) OBP: 0.287, SLG: 0.311		0-2 P6			4-1 1-2 FC1-5 3B BB		0-1 P4			2	1	0	0	1	0	0
Randy Tate, R (1, 1) Rick Baldwin, L (9, 1) OBP: 0.167, SLG: 0.167			0-3 K		0-1 FC1-5 1-2 2-3f 3B		0-3 K			3 0	1 0	0 0	0 0	0 0	2 0	2 0

Inning Stats									
	R: 0 H: 1 E: 0 LOB: 2 K: 1 BB: 1 S: 14 P: 21	R: 0 H: 0 E: 0 LOB: 0 K: 0 BB: 0 S: 9 P: 11	R: 0 H: 0 E: 0 LOB: 0 K: 2 BB: 0 S: 12 P: 14	R: 0 H: 0 E: 0 LOB: 0 K: 0 BB: 0 S: 6 P: 10	R: 3 H: 2 E: 1 LOB: 1 K: 0 BB: 1 S: 11 P: 19	R: 0 H: 0 E: 0 LOB: 0 K: 2 BB: 0 S: 9 P: 15	R: 0 H: 0 E: 0 LOB: 0 K: 2 BB: 0 S: 8 P: 10	R: 0 H: 0 E: 0 LOB: 0 K: 1 BB: 0 S: 7 P: 8	R: 0 H: 0 E: 0 LOB: 0 K: 0 BB: 1 S: 13 P: 20

| | | | | | | | | |

Batter	1	2	3	4	5	6	7	8	9	AB	R	H	RBI	BB	SO	LOB
Pepe Mangual, R (1, 8) OBP: 0.323, SLG: 0.347	BBBB 4-0 SH5-3 BLK SF7 BB	x 0-0 ③ CS 1B	SSS 0-3 ③ K		x 0-0 ③ F8			x 0-0 ② 6-3		4	1	1	0	1	1	2
Tim Foli, R (1, 6) OBP: 0.285, SLG: 0.286	x 0-0 ① SH5-3 1-3	0-0 ③ CS 1-2	x 0-0 1B 3B	SSS 0-3 ① K		x 0-0 ① F9		x 0-0 ③ F6		4	1	1	0	0	1	0
Gary Carter, R (1, 9) OBP: 0.368, SLG: 0.452	x 0-0 ② SF7 3-H		x 0-0 ① F7	x 0-0 ② F9		x 0-0 ② F8			x 0-0 ① P6	4	0	0	1	0	0	1
Jose Morales, R (1, 3) Jim Dwyer, L (3, 7) OBP: 0.392, SLG: 0.451 OBP: 0.353, SLG: 0.433	x 0-0 1B 1B 1B		x 0-0 HR 3-H 1B	BBBB 4-0 BB BB		BBBB 4-0 BB			x 0-0 ② 3-1	2 1	2 0	2 0	1 0	0 0	0 2	0 0
Bob Bailey, R (1, 7) Mike Jorgensen, L (3, 3) OBP: 0.396, SLG: 0.376 OBP: 0.352, SLG: 0.403	x 0-0 1B 1-3 1B		x 0-0 1-H HR	BBBB 4-0 FC6-4 1-2 BB		x 0-0 ③ L3			x 0-0 ③ F8	2 2	1 0	2 0	2 1	0 0	0 1	0 1
Larry Parrish, R (1, 5) OBP: 0.311, SLG: 0.415	x 0-0 1-2 3-H 1B		x 0-0 2B 1B	x 0-0 ③ FC6-4 1-2f			x 0-0 ① F8			4	1	2	1	0	0	2
Pete Mackanin, R (1, 4) OBP: 0.295, SLG: 0.370	SSS 0-3 ③ K	x 0-0 1B 1-H 2B	x 0-0 ① 5-3				SSS 0-3 ② K			4	0	1	1	0	2	2
Barry Foote, R (1, 2) OBP: 0.236, SLG: 0.295		x 0-0 ① F7	x 0-0 2-3 1B		x 0-0 HR		x 0-0 ③ F8			4	1	2	1	0	0	0
Don Carrithers, R (1, 1)		SSS 0-3 ② K	SSS 0-3 ② K		x 0-0 ② G3			x 0-0 ① P6		4	0	0	0	0	2	2
Inning Stats	R: 2 E: 0 K: 1 S: 8 H: 3 LOB: 2 BB: 1 P: 12	R: 0 E: 0 K: 1 S: 5 H: 1 LOB: 0 BB: 0 P: 5	R: 4 E: 0 K: 2 S: 13 H: 6 LOB: 2 BB: 0 P: 13	R: 0 E: 0 K: 1 S: 5 H: 0 LOB: 2 BB: 2 P: 13	R: 1 E: 0 K: 0 S: 4 H: 1 LOB: 0 BB: 0 P: 4	R: 0 E: 0 K: 0 S: 3 H: 0 LOB: 1 BB: 1 P: 7	R: 0 E: 0 K: 1 S: 5 H: 0 LOB: 0 BB: 0 P: 5	R: 0 E: 0 K: 0 S: 3 H: 0 LOB: 0 BB: 0 P: 3	R: 0 E: 0 K: 0 S: 3 H: 0 LOB: 0 BB: 0 P: 3	1B: 7 2B: 1 3B: 1 HR: 2 SF: 1 SAC: 1 DP: 0 HBP: 0						

TOP

Montreal Expos @ New York Mets

Shea Stadium, Flushing, NY

Tue Aug 05 1975, 7:05 PM EDT

Unknown

livebaseballscorecards.com

AB	35
R	7
H	11
RBI	7
BB	4
SO	6
LOB	10

WP: 0 PB: 0 SB: 0 CS: 1 PA: 42

PITCHER		IP	WLS	BF	H	R	ER	SO	BB	IBB	HBP	BLK	WP	HR	S	P	ERA	WHIP
Jerry Koosman, L ERA: 3.62	(1, 1)	2.1	L	16	9	6	6	2	1	0	0	1	0	1	19	23	23.14	4.286
Skip Lockwood, R ERA: 3.38	(3, 1)	2.2		12	2	1	1	3	2	0	0	0	0	1	16	24	3.38	1.500
Rick Baldwin, R ERA: 2.93	(6, 1)	3.0		10	0	0	0	1	1	0	0	0	0	0	11	15	0.00	0.333
Ken Sanders, R ERA: 1.63	(9, 1)	1.0		3	0	0	0	0	0	0	0	0	0	0	3	3	0.00	0.000

PITCHER	IP	WLS	BF	H	R	ER	SO	BB	IBB	HBP	BLK	WP	HR	S	P	ERA	WHIP

Montreal Expos @ New York Mets

Shea Stadium, Flushing, NY

Tue Aug 05 1975, 7:05 PM EDT

Unknown

livebaseballscorecards.com

BOTTOM

Batter	1	2	3	4	5	6	7	8	9	AB	R	H	RBI	BB	SO	LOB
Wayne Garrett, L (1, 5) OBP: 0.369, SLG: 0.365	G4-6-3 FC 1B		G3			F8		BBBB 4-0 G1-6-3 BB		3	0	1	0	1	0	0
Felix Millan, R (1, 4) OBP: 0.345, SLG: 0.374	FC G4-6-3 1-2		SSS 0-3 K			4-3		G1-6-3 1-2f		4	0	0	0	0	1	2
Ed Kranepool, L (1, 3) OBP: 0.381, SLG: 0.441	G4-6-3 1-2f 2-3			4-3		1B			P6-3 1B	4	0	2	0	0	0	2
Rusty Staub, L (1, 9) OBP: 0.364, SLG: 0.436	6-3			G3		G3			P6-3 1-2f	4	0	0	0	0	0	3
Dave Kingman, R (1, 7) OBP: 0.302, SLG: 0.517		5-3		2B			P6		F7	4	0	1	0	0	0	0
Del Unser, L (1, 8) OBP: 0.333, SLG: 0.366		1B		F8			6-3			3	0	1	0	0	0	1
Mike Phillips, L (1, 6) OBP: 0.295, SLG: 0.305		F8			3-1		BBBB 4-0 BB			2	0	0	0	1	0	1
Jerry Grote, R (1, 2) OBP: 0.346, SLG: 0.366		3-1			6-3		4-3			3	0	0	0	0	0	2
Jerry Koosman, R (1, 1) OBP: 0.217, SLG: 0.224 Skip Lockwood, R (3, 1) Gene Clines, R (5, PH) OBP: 0.270, SLG: 0.262 Rick Baldwin, L (6, 1) OBP: 0.167, SLG: 0.167 John Milner, L (8, PH) OBP: 0.332, SLG: 0.393 Ken Sanders, R (9, 1)			F8		SSS 0-3 K			P5		0 1 1 0 0 1 0	0 0 0 0 0 0 0	0 0 0 0 1 0 0	0 0 0 0 0 0 0	0 0 0 0 0 0 0	0 0 0 0 0 0 0	0 0 0 0 0 0 0
Inning Stats	R: 0 E: 0 K: 0 S: 4 H: 1 LOB: 1 BB: 0 P: 4	R: 0 E: 0 K: 0 S: 4 H: 1 LOB: 1 BB: 0 P: 4	R: 0 E: 0 K: 1 S: 5 H: 0 LOB: 0 BB: 0 P: 5	R: 0 E: 0 K: 0 S: 4 H: 1 LOB: 1 BB: 0 P: 4	R: 0 E: 0 K: 1 S: 5 H: 0 LOB: 0 BB: 0 P: 5	R: 0 E: 0 K: 0 S: 4 H: 1 LOB: 1 BB: 0 P: 4	R: 0 E: 0 K: 0 S: 3 H: 0 LOB: 1 BB: 1 P: 7	R: 0 E: 0 K: 0 S: 2 H: 0 LOB: 0 BB: 1 P: 6	R: 0 E: 0 K: 0 S: 3 H: 1 LOB: 0 BB: 0 P: 3	1B: 4 2B: 2 3B: 0 HR: 0	SF: 0 SAC: 0 DP: 3 HBP: 0					

	AB	30
	R	0
	H	5
	RBI	0
	BB	2
	SO	2
	LOB	11

WP: 0 PB: 0 SB: 0 CS: 0 PA: 32

PITCHER	IP	WLS	BF	H	R	ER	SO	BB	IBB	HBP	BLK	WP	HR	S	P	ERA	WHIP
Don Carrithers, R (1, 1) ERA: 2.14	9.0	W	32	5	0	0	2	2	0	0	0	0	0	34	42	0.00	0.778

PITCHER	IP	WLS	BF	H	R	ER	SO	BB	IBB	HBP	BLK	WP	HR	S	P	ERA	WHIP

Montreal Expos @ New York Mets

Shea Stadium, Flushing, NY

Tue Aug 05 1975, 7:05 PM EDT

Att. 26,919 - Unknown

TOP

livebaseballscorecards.com

Batter	1	2	3	4	5	6	7	8	9	AB	R	H	RBI	BB	SO	LOB
Pepe Mangual, R (1, 8) OBP: 0.328, SLG: 0.352	4-1 2B BB		2-0 2B		4-2 1B BB	3-3 K ③		1-0 WP 1B 3-H		3	2	2	1	2	1	0
Tim Foli, R (1, 6) OBP: 0.289, SLG: 0.292	0-1 1B 2B 1-H		1-2 6-3 ①		2-2 BB 1B 1-3		0-0 SH1-3 1B	2-2 F3 ② 1-2		5	1	3	1	0	0	2
Gary Carter, R (1, 9) OBP: 0.364, SLG: 0.447	2-3 K ①		0-0 F9 ②		1-0 5-3 ①		1-1 SH1-3 ① 1-2	3-3 K ③		4	0	0	0	0	2	5
Jose Morales, R (1, 3) OBP: 0.402, SLG: 0.452 Mike Jorgensen, L (5, 3) OBP: 0.350, SLG: 0.400	2-2 1B 1B 2-H		1-0 F9 ③		4-0 BB IBB		2-3 K ②		2-2 E1 1B 1B	2 2	0 1	1 0	1 0	1 0	0 1	1 1
Bob Bailey, R (1, 7) OBP: 0.395, SLG: 0.375 Jim Dwyer, L (5, 7) OBP: 0.357, SLG: 0.435	1-1 ② 2-H 1B			2-1 P3 ①	1-3 K ②		1-0 3-1 ③		2-2 1B 1-2 1B	3 2	0 0	1 1	0 0	0 0	1 0	3 1
Larry Parrish, R (1, 5) OBP: 0.315, SLG: 0.419	3-3 K ③			0-0 1B 1B	4-0 BB 1-2 2-3 3-H			0-0 2B 2B	0-3 K ①	4	1	2	1	1	2	3
Pete Mackanin, R (1, 4) OBP: 0.300, SLG: 0.378		1-0 F2 ①		2-0 FC6-4 1B 1-2	0-1 F8 ③			0-0 1B 2B 2-H	0-0 1B 1-2 2-H	5	1	3	2	0	0	3
Barry Foote, R (1, 2) OBP: 0.235, SLG: 0.294		2-3 K2-3 ②		0-0 F7 ②		0-1 5-3 ①		0-0 SH1-4 1B 2-H	0-3 K ②	5	1	1	1	0	2	4
Dennis Blair, R (1, 1) OBP: 0.209, SLG: 0.171 Woodie Fryman, R (7, 1) OBP: 0.225, SLG: 0.256		1-3 K2-3 ③		0-0 FC6-4 ③ 1-2f		0-3 K ②		2-2 SH1-4 ① 2-3	0-3 K ③	3 1	0 0	0 0	0 0	0 0	2 1	2 2

| Inning Stats | | |

Montreal Expos @ New York Mets

Shea Stadium, Flushing, NY

Tue Aug 05 1975, 7:05 PM EDT

Att. 26,919 - Unknown

BOTTOM

Batter	1	2	3	4	5	6	7	8	9	AB	R	H	RBI	BB	SO	LOB
Del Unser, L (1, 8) OBP: 0.330, SLG: 0.362	0-0 ① L4		3-1 ② 5-3		0-1 ② FC6-4 1B (1-2f)		1-3 ③ K			4	0	0	0	0	1	2
Felix Millan, R (1, 4) OBP: 0.346, SLG: 0.375	1-1 ② 6-3		2-1 1B		1-0 1B (1-2)			2-2 ① 5-3		4	0	2	0	0	0	0
Ed Kranepool, L (1, 3) OBP: 0.379, SLG: 0.435	4-0 BB		1-0 ③ P3		1-1 ③ 1-3			0-0 ② F9		3	0	0	0	1	0	3
Rusty Staub, L (1, 9) OBP: 0.361, SLG: 0.432	3-2 ③ 4-3			2-0 ① F7		2-0 ① G3		1-1 ③ 6-3		4	0	0	0	0	0	1
Dave Kingman, R (1, 7) OBP: 0.298, SLG: 0.511		2-3 ① K		1-2 ② F7		3-3 ② K			1-2 ① F7	4	0	0	0	0	2	0
Joe Torre, R (1, 5) OBP: 0.330, SLG: 0.356		2-0 ② 6-3		4-1 BB		1-0 ③ L7			2-2 ② P4	3	0	0	0	1	0	0
Mike Phillips, L (1, 6) OBP: 0.298, SLG: 0.309 Jack Heidemann, R (9, PH) OBP: 0.284, SLG: 0.308	1-0 1B		2-1 ③ F8				0-0 1B		0-1 ③ 6-3	3 1	0 0	2 0	0 0	0 0	1 0	1 0
John Stearns, R (1, 2) OBP: 0.270, SLG: 0.282	1-1 ③ F9				0-0 ① F8		3-2 ① P4			3	0	0	0	0	0	2
Tom Hall, L (1, 1) OBP: 0.400, SLG: 0.400 Ken Sanders, R (5, 1) Wayne Garrett, L (5, PH) OBP: 0.372, SLG: 0.368 Bob Apodaca, R (6, 1) OBP: 0.429, SLG: 0.333 John Milner, L (7, PH) OBP: 0.330, SLG: 0.391 Rick Baldwin, L (8, 1) OBP: 0.167, SLG: 0.167 Skip Lockwood, R (8, 1)			1-1 ① P6		1-2 FC6-4 1B		3-3 ② K			1 0 1 0 1 0 0	0 0 0 0 0 0 0	0 0 1 0 0 1 0	0 0 0 0 0 0 0	0 0 0 0 0 1 0	0 0 0 0 0 1 0	0 0 0 0 0 1 0
Inning Stats	R: 0 E: 0 K: 0 S: 6 H: 0 LOB: 1 BB: 1 P: 14	R: 0 E: 0 K: 1 S: 7 H: 1 LOB: 1 BB: 0 P: 13	R: 0 E: 0 K: 0 S: 7 H: 1 LOB: 1 BB: 0 P: 14	R: 0 E: 0 K: 0 S: 7 H: 0 LOB: 1 BB: 1 P: 16	R: 0 E: 0 K: 0 S: 10 H: 2 LOB: 2 BB: 0 P: 13	R: 0 E: 0 K: 1 S: 6 H: 0 LOB: 0 BB: 0 P: 12	R: 0 E: 0 K: 2 S: 11 H: 1 LOB: 1 BB: 0 P: 18	R: 0 E: 0 K: 0 S: 6 H: 0 LOB: 0 BB: 0 P: 9	R: 0 E: 0 K: 0 S: 8 H: 0 LOB: 0 BB: 0 P: 11	1B: 5 2B: 0 3B: 0 HR: 0	SF: 0 SAC: 0 DP: 0 HBP: 0			WP: 0 PB: 0 SB: 0 CS: 0	PA: 34		

PITCHER		IP	WLS	BF	H	R	ER	SO	BB	IBB	HBP	BLK	WP	HR	S	P	ERA	WHIP
Dennis Blair, R ERA: 3.25	(1, 1)	6.1	W	26	5	0	0	2	2	0	0	0	0	0	47	89	0.00	1.105
Woodie Fryman, L ERA: 2.97	(7, 1)	2.2	S	8	0	0	0	2	0	0	0	0	0	0	21	31	0.00	0.000

PITCHER	IP	WLS	BF	H	R	ER	SO	BB	IBB	HBP	BLK	WP	HR	S	P	ERA	WHIP

AB	32
R	0
H	5
RBI	0
BB	2
SO	4
LOB	10

livebaseballscorecards.com

Montreal Expos @ New York Mets

Shea Stadium, Flushing, NY

Wed Aug 06 1975, 7:05 PM EDT

Att. 9,001 - Unknown

TOP

livebaseballscorecards.com

Batter	1	2	3	4	5	6	7	8	9	AB	R	H	RBI	BB	SO	LOB
Pepe Mangual, R (1, 8) OBP: 0.331, SLG: 0.361	SH2-4 1B		HR	F8			K		BB 1-2 2-3 3-H	4	1	2	2	1	1	1
Pepe Frias, R (1, 6) OBP: 0.207, SLG: 0.192	SH2-4 1-2		WP CS E 1B		5-3		K			3	1	1	0	0	1	0
Gary Carter, R (1, 9) OBP: 0.365, SLG: 0.449	F7		SAFE E 1-3 BB		2B			K		3	1	1	0	1	1	1
Jose Morales, R (1, 3) OBP: 0.405, SLG: 0.467 Mike Jorgensen, L (4, 3) OBP: 0.348, SLG: 0.397	1-3		E6 1-H 3-H 2B		K			G3		2 2	0 0	1 0	2 0	0 0	0 1	1 1
Bob Bailey, R (1, 7) OBP: 0.391, SLG: 0.370 Jim Dwyer, L (4, 7) OBP: 0.347, SLG: 0.422		L9	G3		P4			F8		2 2	0 0	0 0	0 0	0 0	0 0	1 1
Larry Parrish, R (1, 5) OBP: 0.314, SLG: 0.417		K	P4			6-3			1B E 1B	4	1	1	0	0	1	1
Pete Mackanin, R (1, 4) OBP: 0.303, SLG: 0.391		1-1 HR		F9 1-2		F9			E BB 1-2 1B	4	2	2	1	0	0	0
Barry Foote, R (1, 2) OBP: 0.232, SLG: 0.290		6-3		F7		P6			E6 BB BB 1-3 2-H	4	0	0	0	0	0	1
Steve Renko, R (1, 1) OBP: 0.368, SLG: 0.412 Fred Scherman, L (6, 1) OBP: 0.133, SLG: 0.143 Chuck Taylor, R (6, 1) Larry Bittner, L (7, PH) OBP: 0.377, SLG: 0.394 Donald DeMola, R (7, 1) Jim Lyttle, L (9, PH) OBP: 0.250, SLG: 0.182			5-3	BB			P4		BB 1-2	1 0 0 1 0 0 0	0 0 0 0 0 0 0	0 0 0 0 0 0 1	0 0 0 0 0 0 0	1 0 0 0 0 0 0	0 0 0 0 0 0 1	0 0 0 0 0 0 0
Inning Stats	R: 0 E: 0 K: 0 S: 6 H: 1 LOB: 1 BB: 0 P: 8	R: 1 E: 0 K: 1 S: 9 H: 1 LOB: 0 BB: 0 P: 17	R: 3 E: 1 K: 0 S: 10 H: 3 LOB: 1 BB: 1 P: 22	R: 0 E: 0 K: 0 S: 12 H: 0 LOB: 1 BB: 1 P: 19	R: 0 E: 0 K: 1 S: 9 H: 1 LOB: 1 BB: 0 P: 15	R: 0 E: 0 K: 0 S: 8 H: 0 LOB: 0 BB: 0 P: 13	R: 0 E: 0 K: 2 S: 11 H: 0 LOB: 0 BB: 0 P: 13	R: 0 E: 0 K: 1 S: 6 H: 0 LOB: 0 BB: 0 P: 7	R: 2 E: 1 K: 0 S: 6 H: 2 LOB: 3 BB: 2 P: 15	1B: 4 2B: 2 3B: 0 HR: 2 SF: 0 SAC: 1 DP: 0 HBP: 0	WP: 1 PB: 0 SB: 0 CS: 1 PA: 37					

PITCHER	IP	WLS	BF	H	R	ER	SO	BB	IBB	HBP	BLK	WP	HR	S	P	ERA	WHIP
George Stone, L (1, 1) ERA: 3.8	3.0		15	5	4	3	1	1	0	0	0	1	2	25	47	9.00	2.000
Hank Webb, R (4, 1) ERA: 3.27	3.0	W	11	1	0	0	1	1	0	0	0	0	0	29	47	0.00	0.667
Bob Apodaca, R (7, 1) ERA: 1.81	2.0		11	2	2	1	3	2	0	0	0	0	0	23	35	4.50	2.000

PITCHER	IP	WLS	BF	H	R	ER	SO	BB	IBB	HBP	BLK	WP	HR	S	P	ERA	WHIP

AB	32
R	6
H	8
RBI	5
BB	4
SO	5
LOB	8

BOTTOM

Montreal Expos @ New York Mets

Shea Stadium, Flushing, NY

Wed Aug 06 1975, 7:05 PM EDT

Att. 9,001 - Unknown

Batter	1	2	3	4	5	6	7	8	9	AB	R	H	RBI	BB	SO	LOB
Del Unser, L (1, 8) OBP: 0.328, SLG: 0.362	K		3-1	F8		E6 2B 1-H 2-H 3-H 2B	E1 1-3			5	1	1	3	0	1	2
Felix Millan, R (1, 4) OBP: 0.345, SLG: 0.375	1-3		P4		F3	2B 3-H 2B	5-3			5	1	1	1	0	0	2
Ed Kranepool, L (1, 3) OBP: 0.383, SLG: 0.443	2B 1B		1B		P5	HBP BB 2-H 2B	F7			5	1	3	1	0	0	2
Dave Kingman, R (1, 7) OBP: 0.300, SLG: 0.511	1-3 2B		5-3		F8	BB HBP BB IBB	F8			4	1	1	0	1	0	3
Rusty Staub, L (1, 9) OBP: 0.361, SLG: 0.430	4-3			HR 1B		F7 BB BB 1-2 2-3 HBP		K		4	1	1	0	0	1	2
Wayne Garrett, L (1, 5) OBP: 0.373, SLG: 0.382		K		1-H HR		E4 FC4-6 BB 1-2 2-3 3-H BB		E8 FC4-6		4	1	1	3	1	1	0
Jerry Grote, R (1, 2) OBP: 0.344, SLG: 0.361		P2	F2			FC4-6 BB BB E 1-2f 4-2 1-2 2-3 3-H BB		FC4-6 FC6-4 1-2f		4	1	0	1	1	0	2
Mike Phillips, L (1, 6) OBP: 0.303, SLG: 0.318		3B	1B			4-2 BB E 1-2 BB P6		FC6-4 1-2f		4	1	2	0	1	0	4
George Stone, L (1, 1) OBP: 0.211, SLG: 0.167 Hank Webb, R (4, 1) OBP: 0.176, SLG: 0.125 John Milner, L (6, PH) OBP: 0.333, SLG: 0.391 Bob Apodaca, R (7, 1) OBP: 0.500, SLG: 0.429	4-3			K		4-2 1-2 2-3 E BB	1-1 E 1B			1 1 0 1	0 0 1 0	0 0 0 1	0 0 1 0	0 0 1 0	0 1 0 0	1 1 0 0
Inning Stats	R: 0 E: 0 K: 1 S: 14 H: 2 LOB: 2 BB: 0 P: 18	R: 0 E: 0 K: 1 S: 9 H: 1 LOB: 1 BB: 0 P: 14	R: 0 E: 0 K: 0 S: 13 H: 1 LOB: 1 BB: 0 P: 19	R: 2 E: 0 K: 1 S: 13 H: 3 LOB: 1 BB: 0 P: 17	R: 0 E: 0 K: 0 S: 5 H: 0 LOB: 0 BB: 0 P: 8	R: 7 E: 2 K: 0 S: 29 H: 3 LOB: 3 BB: 5 P: 55	R: 0 E: 1 K: 0 S: 6 H: 1 LOB: 2 BB: 0 P: 9	R: 0 E: 1 K: 1 S: 11 H: 0 LOB: 1 BB: 0 P: 14		1B: 5 2B: 4 3B: 1 HR: 1	SF: 0 SAC: 0 DP: 0 HBP: 1		WP: 0 PB: 0 SB: 0 CS: 0	PA: 44		

livebaseballscorecards.com

	AB	38
	R	9
	H	11
	RBI	9
	BB	5
	SO	4
	LOB	19

PITCHER		IP	WLS	BF	H	R	ER	SO	BB	IBB	HBP	BLK	WP	HR	S	P	ERA	WHIP
Steve Renko, R ERA: 4.72	(1, 1)	5.2	L	29	9	7	3	3	2	0	0	0	0	1	73	106	4.76	1.941
Fred Scherman, L ERA: 4.1	(6, 1)	0.0		4	1	1	0	0	1	1	1	0	0	0	6	17	∞	∞
Chuck Taylor, R ERA: 3.72	(6, 1)	0.1		2	0	1	1	0	1	0	0	0	0	0	4	8	27.00	3.000
Donald DeMola, R ERA: 3.86	(7, 1)	2.0		9	1	0	0	1	0	0	0	0	0	0	17	23	0.00	0.500

PITCHER	IP	WLS	BF	H	R	ER	SO	BB	IBB	HBP	BLK	WP	HR	S	P	ERA	WHIP

Batter	1	2	3	4	5	6	7	8	9	AB	R	H	RBI	BB	SO	LOB
Pepe Mangual, R (1, 8) OBP: 0.331, SLG: 0.358	S B B S F B X 3-2 P4 ①		B S S B X 2-2 F8 ③			B B S B S B 4-2 FC3-6 BB		B S S B B X 3-2 P3 ①		3	0	0	0	1	0	0
Jim Dwyer, L (1, 7) OBP: 0.329, SLG: 0.397	S B B S S 2-3 K ②			X 0-0 3-1 ①		X 0-0 FC3-6 BB 1-2f		S B S S 1-3 K ②		4	0	0	0	0	2	1
Gary Carter, R (1, 2) OBP: 0.367, SLG: 0.446	B B S S B B 4-2 BB			B B S S F B S 3-3 K ②		S S B S F F S 1-3 K ②		B S B B B 4-1 BB		2	0	0	0	2	2	1
Mike Jorgensen, L (1, 3) OBP: 0.347, SLG: 0.394	B S X 1-1 4-3 ③			S B S B F C 2-3 K ③		B B B S S B 4-2 BB 1-2		X 0-0 F7 ③		3	0	0	0	1	1	2
Larry Biittner, L (1, 9) OBP: 0.375, SLG: 0.391		B S S S B B X 3-2 P4 ①			S B B B S X 2-2 2B 1B	S X 0-1 1-3 ③			X 0-0 F8 ①	4	0	1	0	0	0	2
Larry Parrish, R (1, 5) OBP: 0.313, SLG: 0.418		S B S S F B X 2-2 1-3 ②			S B S B X 2-2 1-3 2B		B X 1-0 F9 ①		S S B X 1-2 F9 ②	4	0	1	0	0	0	0
Pete Mackanin, R (1, 4) OBP: 0.302, SLG: 0.389		S S B B B S 3-3 K ③			S S F B X 1-2 P3 ①		B X 1-0 1B		X 0-0 F8 ③	4	0	1	0	0	1	2
Pepe Frias, R (1, 6) OBP: 0.188, SLG: 0.172			S S X 0-2 P6 ①		S X 0-1 P6 ②		S S X 0-2 P4 ②			3	0	0	0	0	0	3
Steve Rogers, R (1, 1) OBP: 0.091, SLG: 0.224 Jim Lyttle, L (5, PH) OBP: 0.231, SLG: 0.167 Fred Scherman, L (5, 1) OBP: 0.133, SLG: 0.143 Bob Bailey, R (7, PH) OBP: 0.389, SLG: 0.368 Dale Murray, R (7, 1) OBP: 0.375, SLG: 0.167 Donald DeMola, R (8, 1)			S S S 0-3 K ②		X 0-0 F8 ③		X 0-0 F8 ③			1	0	0	0	0	1	0
										1	0	0	0	0	0	2
										0	0	0	0	0	0	0
										1	0	0	0	0	0	1
										0	0	0	0	0	0	0
										0	0	0	0	0	0	0

TOP

Montreal Expos @ New York Mets

Shea Stadium, Flushing, NY

Thu Aug 07 1975, 3:33 AM EDT

Att. 18,036 - Unknown

livebaseballscorecards.com

AB	30
R	0
H	3
RBI	0
BB	4
SO	7
LOB	14

Inning Stats	1	2	3	4	5	6	7	8	9
	R: 0 E: 0 K: 1 S: 11	H: 0 LOB: 1 BB: 1 P: 21	R: 0 E: 0 K: 1 S: 10	H: 0 LOB: 0 BB: 0 P: 18	R: 0 E: 0 K: 1 S: 9	H: 0 LOB: 0 BB: 0 P: 11	R: 0 E: 0 K: 2 S: 9	H: 0 LOB: 0 BB: 0 P: 14	R: 0 E: 0 K: 0 S: 13	H: 2 LOB: 2 BB: 0 P: 18	R: 0 E: 0 K: 1 S: 12	H: 0 LOB: 2 BB: 2 P: 21	R: 0 E: 0 K: 0 S: 6	H: 1 LOB: 1 BB: 0 P: 8	R: 0 E: 0 K: 1 S: 8	H: 0 LOB: 1 BB: 1 P: 16	R: 0 E: 0 K: 0 S: 5	H: 0 LOB: 0 BB: 0 P: 6

| | | | | | | | | | |

Montreal Expos @ New York Mets

Shea Stadium, Flushing, NY

Thu Aug 07 1975, 3:33 AM EDT

Att. 18,036 - Unknown

livebaseballscorecards.com

BOTTOM

Batter	1	2	3	4	5	6	7	8	9	AB	R	H	RBI	BB	SO	LOB
Del Unser, L (1, 8) OBP: 0.332, SLG: 0.366	F8 4-3 E 1B	6-3		2-3 1B		FC1-5-4 1B 1-3 1B		6-3		5	1	3	0	0	0	1
Felix Millan, R (1, 4) OBP: 0.343, SLG: 0.373	4-3 1-2	F8		5-3		FC1-5-4 1-2 3-H 1B		5-3		5	0	1	1	0	0	3
Ed Kranepool, L (1, 3) OBP: 0.377, SLG: 0.435	F8 2-3	F7			3-1	FC1-5-4 1-2 2-3				4	0	0	0	0	0	3
Dave Kingman, R (1, 7) OBP: 0.302, SLG: 0.513	E5 2B 3-H 1B		F9 2B		F7	K				4	1	2	1	0	1	1
Rusty Staub, L (1, 9) OBP: 0.365, SLG: 0.434	BB 2B 2-H 2B		G4-6-3 BB		BB HBP PB 1B		G1			3	2	2	1	1	0	0
Wayne Garrett, L (1, 5) OBP: 0.375, SLG: 0.378	BB 2B IBB		F9 2-3		PB BB 1-2 HBP		4-3			2	1	0	0	1	0	2
Jerry Grote, R (1, 2) OBP: 0.346, SLG: 0.358	2B 1-2 2-3 BB		G4-6-3 1-2f		PB 1-2 2-3 BB		5-3			2	1	0	0	2	0	2
Mike Phillips, L (1, 6) OBP: 0.309, SLG: 0.328	2B 1-H 2-H 3-H			1B SH2-4 1B	3-1 1-2 2-3 3-H			E S 1B		4	0	3	3	0	0	2
Tom Seaver, R (1, 1) OBP: 0.233, SLG: 0.203	K			SH2-4 1-2		1B 1B 1B		1-3 1-3		3	1	1	0	0	1	2
Inning Stats	R: 5 E: 1 K: 1 S: 20 H: 4 LOB: 1 BB: 2 P: 38	R: 0 E: 0 K: 0 S: 7 H: 0 LOB: 0 BB: 0 P: 11	R: 0 E: 0 K: 0 S: 7 H: 1 LOB: 1 BB: 1 P: 13	R: 0 E: 0 K: 0 S: 9 H: 2 LOB: 1 BB: 0 P: 10	R: 1 E: 0 K: 0 S: 9 H: 1 LOB: 2 BB: 1 P: 22	R: 1 E: 0 K: 1 S: 14 H: 3 LOB: 1 BB: 0 P: 23	R: 0 E: 0 K: 0 S: 7 H: 0 LOB: 0 BB: 0 P: 12	R: 0 E: 0 K: 0 S: 12 H: 1 LOB: 1 BB: 0 P: 15		1B: 9 2B: 3 3B: 0 HR: 0 SF: 0 SAC: 1 DP: 2 HBP: 1						

	AB	32
	R	7
	H	12
	RBI	6
	BB	4
	SO	2
	LOB	16

WP: 0 PB: 1 SB: 1 CS: 0 PA: 38

PITCHER		IP	WLS	BF	H	R	ER	SO	BB	IBB	HBP	BLK	WP	HR	S	P	ERA	WHIP
Steve Rogers, R ERA: 2.84	(1, 1)	4.0	L	20	7	5	5	1	2	1	0	0	0	0	43	72	11.25	2.250
Fred Scherman, L ERA: 4.11	(5, 1)	2.0		11	4	2	1	1	1	0	1	0	0	0	23	45	4.50	2.500
Dale Murray, R ERA: 3.6	(7, 1)	1.0		3	0	0	0	0	0	0	0	0	0	0	7	12	0.00	0.000
Donald DeMola, R ERA: 3.8	(8, 1)	1.0		4	1	0	0	0	0	0	0	0	0	0	12	15	0.00	1.000

PITCHER	IP	WLS	BF	H	R	ER	SO	BB	IBB	HBP	BLK	WP	HR	S	P	ERA	WHIP

Batter	1	2	3	4	5	6	7	8	9	AB	R	H	RBI	BB	SO	LOB
Pepe Mangual, R (1, 8) OBP: 0.333, SLG: 0.358	F8		4-3 S BB			BB 2B BB	B1-4 1B		F9	3	1	1	0	2	0	1
Jim Dwyer, L (1, 7) OBP: 0.309, SLG: 0.370	F3		4-3 1-3			P3	B1-4 1-2f		F7	5	0	0	0	0	0	4
Gary Carter, R (1, 2) (9, 5) OBP: 0.370, SLG: 0.447	1B		F8			2B 3B BB 1-2	F8		WP 1B 1B 1-2	4	2	2	0	1	0	1
Mike Jorgensen, L (1, 3) OBP: 0.345, SLG: 0.391	K			G1		K		1-6-3	1B 1-H 2-H	5	1	1	2	0	2	3
Larry Biittner, L (1, 9) OBP: 0.380, SLG: 0.397		F9		F8		3B 2B 1-3 2-H		E 1B	1B 1B IBB	4	1	2	1	1	0	0
Larry Parrish, R (1, 5) (9, 6) OBP: 0.317, SLG: 0.426		2B 1B		P6		1B 3B 2-H 3-H		E4 FC5-4 1-2	1B 1B 1-2 2-H	5	1	3	3	0	0	1
Pete Mackanin, R (1, 4) OBP: 0.305, SLG: 0.394		2B 1-H	F8		S 1B 1B 3-H			F8	FC6-4 1B 1-2 2-3	4	1	2	1	0	0	2
Tim Foli, R (1, 6) (9, 4) OBP: 0.288, SLG: 0.291	P4		F3		1B 1-H			FC5-4 1-2f	FC6-4 1-2f	5	0	1	1	0	0	6
Dan Warthen, S (1, 1) OBP: 0.136, SLG: 0.095 Dale Murray, R (5, 1) OBP: 0.333, SLG: 0.143 Woodie Fryman, R (8, 1) OBP: 0.244, SLG: 0.275 Pepe Frias, R (8, 4) OBP: 0.188, SLG: 0.172 Jim Lyttle, L (9, PH) OBP: 0.286, SLG: 0.167 Barry Foote, R (9, 2) OBP: 0.232, SLG: 0.290			K	P6		G1			WP 1B 1B BB	2 1 1 0 0 0 0	0 0 0 0 1 0 0	0 0 1 0 0 0 0	0 0 0 0 0 0 0	1 0 0 0 1 0 0	0 1 0 0 0 0 0	0 1 0 0 0 0 0
Inning Stats	R: 0 E: 0 K: 1 S: 6 H: 1 LOB: 1 BB: 0 P: 6	R: 0 E: 0 K: 0 S: 4 H: 2 LOB: 1 BB: 0 P: 4	R: 0 E: 0 K: 1 S: 5 H: 0 LOB: 1 BB: 1 P: 9	R: 0 E: 0 K: 0 S: 3 H: 0 LOB: 0 BB: 0 P: 3	R: 0 E: 0 K: 0 S: 3 H: 0 LOB: 0 BB: 0 P: 3	R: 5 E: 0 K: 1 S: 9 H: 4 LOB: 1 BB: 2 P: 17	R: 0 E: 0 K: 0 S: 3 H: 1 LOB: 0 BB: 0 P: 3	R: 0 E: 1 K: 0 S: 5 H: 1 LOB: 2 BB: 0 P: 5	R: 3 E: 0 K: 0 S: 7 H: 4 LOB: 3 BB: 2 P: 15	1B: 10 2B: 3 3B: 1 HR: 0 SF: 0 SAC: 0 DP: 1 HBP: 0						

TOP

Montreal Expos @ Cincinnati Reds

Riverfront Stadium, Cincinnati, OH

Fri Aug 08 1975, 7:05 PM EDT

Att. 44,030 - Unknown

livebaseballscorecards.com

AB	39
R	8
H	13
RBI	8
BB	5
SO	3
LOB	19

WP: 1 PB: 0 SB: 2 CS: 0 PA: 44

PITCHER		IP	WLS	BF	H	R	ER	SO	BB	IBB	HBP	BLK	WP	HR	S	P	ERA	WHIP
Tom Carroll, R ERA: 4.19	(1, 1)	5.2		24	5	4	4	3	3	0	0	0	0	0	27	39	6.35	1.412
Rawly Eastwick, R ERA: 3.45	(6, 1)	2.1		11	4	1	1	0	0	0	0	0	0	0	11	11	3.86	1.714
Pedro Borbon, R ERA: 3.29	(9, 1)	0.2	L	8	4	3	3	0	1	1	0	0	1	0	6	14	40.50	7.500
Clay Carroll, R ERA: 2.94	(9, 1)	0.1		1	0	0	0	0	0	0	0	0	0	0	1	1	0.00	0.000

PITCHER	IP	WLS	BF	H	R	ER	SO	BB	IBB	HBP	BLK	WP	HR	S	P	ERA	WHIP

Montreal Expos @ Cincinnati Reds

Riverfront Stadium, Cincinnati, OH

Fri Aug 08 1975, 7:05 PM EDT

Att. 44,030 - Unknown

BOTTOM

Batter	1	2	3	4	5	6	7	8	9	AB	R	H	RBI	BB	SO	LOB
Pete Rose, S (1, 5) OBP: 0.404, SLG: 0.443	F3		5-3		3B		K	IBB		4	1	1	2	1	1	0
Pedro Borbon, R (9, 1) OBP: 0.200, SLG: 0.200										0	0	0	0	0	0	0
Clay Carroll, R (9, 1)										0	0	0	0	0	0	0
Dave Concepcion, R (1, 6) OBP: 0.304, SLG: 0.330	BLK 1B		K		3B HBP		F7	P4		2	0	1	0	0	1	0
Darrel Chaney, S (5, PR) OBP: 0.301, SLG: 0.288 (6, 6)										2	1	0	0	0	0	3
Joe Morgan, L (1, 4) OBP: 0.462, SLG: 0.507	F8 1-2			S 1B	P6		G3		P6	5	0	1	0	0	0	3
Johnny Bench, R (1, 7) OBP: 0.374, SLG: 0.549 (9, 2)	K			K 1-2	1-H 3B			1B 1B	CI	4	1	2	2	0	2	2
Tony Perez, R (1, 3) OBP: 0.329, SLG: 0.451		F8		P3	BB			1B 1B 1-3	K	3	0	1	0	1	0	1
Dan Driessen, L (8, PR) OBP: 0.379, SLG: 0.403 (9, 3)										1	1	0	0	0	1	1
George Foster, R (1, 8) OBP: 0.341, SLG: 0.522		P4		F8	5-3			SH1-4 1B 1-2 3-H	K	5	0	1	1	0	1	4
(9, 7)								1B								
Merv Rettenmund, R (1, 9) OBP: 0.381, SLG: 0.355		HR			BB 3B		5-3			3	2	2	2	1	0	0
Doug Flynn, R (9, 5) OBP: 0.299, SLG: 0.316					BB			SH1-4 1-2 2-H 1B		0	0	0	0	0	0	0
Bill Plummer, R (1, 2) OBP: 0.306, SLG: 0.296										2	1	0	0	1	1	0
Ken Griffey, L (8, PH) OBP: 0.395, SLG: 0.409 (9, 9)	K				1-2 3B BB		F9	SH1-4 1-2 2-3		0	0	0	0	0	0	0
Tom Carroll, L (1, 1)			K		K		K			2	0	0	0	0	2	2
Rawly Eastwick, R (6, 1)										1	0	0	0	0	1	0
Cesar Geronimo, L (8, PH) OBP: 0.333, SLG: 0.378 (9, 8)								P6		1	0	0	0	0	0	3
Inning Stats	R: 0 E: 0 K: 1 S: 6 H: 1 LOB: 1 BB: 0 P: 6	R: 1 E: 0 K: 1 S: 6 H: 1 LOB: 0 BB: 0 P: 6	R: 0 E: 0 K: 2 S: 7 H: 0 LOB: 0 BB: 0 P: 7	R: 0 E: 0 K: 1 S: 6 H: 1 LOB: 1 BB: 0 P: 6	R: 4 E: 0 K: 1 S: 7 H: 2 LOB: 2 BB: 3 P: 20	R: 0 E: 0 K: 1 S: 5 H: 0 LOB: 0 BB: 0 P: 5	R: 0 E: 0 K: 1 S: 5 H: 0 LOB: 0 BB: 0 P: 5	R: 2 E: 0 K: 0 S: 7 H: 4 LOB: 3 BB: 1 P: 11	R: 0 E: 1 K: 2 S: 8 H: 0 LOB: 1 BB: 0 P: 8	1B: 6 2B: 0 3B: 2 HR: 1	SF: 0 SAC: 1 DP: 0 HBP: 1						

livebaseballscorecards.com

AB	35
R	7
H	9
RBI	7
BB	4
SO	10
LOB	19

WP: 0 PB: 0 SB: 1 CS: 0 — PA: 42

PITCHER		IP	WLS	BF	H	R	ER	SO	BB	IBB	HBP	BLK	WP	HR	S	P	ERA	WHIP
Dan Warthen, L ERA: 3.47	(1, 1)	4.1		19	4	4	4	6	2	0	0	1	0	1	29	37	8.31	1.385
Dale Murray, R ERA: 3.88	(5, 1)	2.2		15	5	3	3	2	1	0	1	0	0	0	17	22	10.12	2.250
Woodie Fryman, L ERA: 2.92	(8, 1)	2.0	W	8	0	0	0	2	0	1	0	0	0	0	11	15	0.00	0.000

PITCHER	IP	WLS	BF	H	R	ER	SO	BB	IBB	HBP	BLK	WP	HR	S	P	ERA	WHIP

Batter	1	2	3	4	5	6	7	8	9	AB	R	H	RBI	BB	SO	LOB
Pepe Mangual, R (1, 8) OBP: 0.334, SLG: 0.361	F8		WP, E, 2B		P4		4-3		1B	5	1	2	0	0	0	0
Jim Dwyer, L (1, 7) OBP: 0.314, SLG: 0.364	3-1		BBBB, HBP, E, 2-3, BB		F8		1B		G3	4	0	1	0	1	0	0
Gary Carter, R (1, 2) OBP: 0.371, SLG: 0.448	1B		E5, HBP, 1-2, 3-H		1B, 1B		SSS, K			4	0	2	0	0	1	2
Mike Jorgensen, L (1, 3) OBP: 0.349, SLG: 0.393	F7		H, 1-0, 1-2, 2-3, HBP		1-3, 1B			FC6-4, 1B, 1B		3	0	2	0	0	0	1
Larry Biittner, L (1, 9) OBP: 0.378, SLG: 0.395		7-4-3, 1B	F5		F7			F7		4	0	1	0	0	0	6
Larry Parrish, R (1, 5) OBP: 0.317, SLG: 0.424		SSS, K		1-3		6-3		1-2, FC6-4, 1B		4	0	1	0	0	1	1
Pete Mackanin, R (1, 4) OBP: 0.301, SLG: 0.388		7-4-3, 1-2f		SSS, K		F7		1-2f, 2-3, FC6-4		4	0	0	0	0	1	3
Tim Foli, R (1, 6) OBP: 0.288, SLG: 0.291			P3	E5, 1B		F7		L4		3	0	1	0	0	0	0
Bob Bailey, R (8, PH) OBP: 0.387, SLG: 0.366										1	0	0	0	0	0	2
Pepe Frias, R (8, 6) OBP: 0.188, SLG: 0.172										0	0	0	0	0	0	0
Dennis Blair, R (1, 1) OBP: 0.205, SLG: 0.167			5-3	F7			4-3		6-3	1	0	0	0	0	0	0
Jim Lyttle, L (4, PH) OBP: 0.257, SLG: 0.154										1	0	0	0	0	0	1
Donald DeMola, R (4, 1)										0	0	0	0	0	0	0
Chuck Taylor, R (5, 1)										0	0	0	0	0	0	0
Fred Scherman, L (5, 1) OBP: 0.125, SLG: 0.133										1	0	0	0	0	0	0
Jose Morales, R (9, PH) OBP: 0.400, SLG: 0.461										1	0	0	0	0	0	0

TOP

Montreal Expos @ Cincinnati Reds

Riverfront Stadium, Cincinnati, OH

Sat Aug 09 1975, 7:05 PM EDT

Att. 40,295 - Unknown

livebaseballscorecards.com

AB	36
R	1
H	10
RBI	0
BB	1
SO	3
LOB	16

Inning Stats	1	2	3	4	5	6	7	8	9
	R: 0 E: 0 K: 0 S: 4	R: 0 E: 0 K: 1 S: 5	R: 1 E: 1 K: 0 S: 5	R: 0 E: 1 K: 1 S: 6	R: 0 E: 0 K: 0 S: 5	R: 0 E: 0 K: 0 S: 3	R: 0 E: 0 K: 1 S: 6	R: 0 E: 0 K: 0 S: 5	R: 0 E: 0 K: 0 S: 3
	H: 1 LOB: 1 BB: 0 P: 4	H: 1 LOB: 0 BB: 0 P: 5	H: 1 LOB: 3 BB: 1 P: 10	H: 1 LOB: 1 BB: 0 P: 6	H: 2 LOB: 2 BB: 0 P: 5	H: 0 LOB: 0 BB: 0 P: 3	H: 1 LOB: 1 BB: 0 P: 6	H: 2 LOB: 2 BB: 0 P: 5	H: 1 LOB: 0 BB: 0 P: 3

| | | | | | | | | | |

Batter	1	2	3	4	5	6	7	8	9	AB	R	H	RBI	BB	SO	LOB
Pete Rose, S (1, 5)	0-0 1B 1B 1B	0-0 G4-6-3 1B		0-0 ② G3	0-0 ② G4-6-3 1-2 2-3 1B		0-0 ③ 6-3			5	1	3	0	0	0	0
Doug Flynn, R (8, 5)										0	0	0	0	0	0	0
Ken Griffey, L (1, 9)	0-0 G3 SF8 1-2 1B	0-0 ② ③ G4-6-3 1-2f		BBBB 4-0 E BB	0-0 ① SF7 3-H			BBBB 4-0 E 1B BB		2	2	1	1	2	0	1
Joe Morgan, L (1, 4)	0-0 BB G3 1-2 2-H 1B		0-0 ① 2-3	0-0 E4 1-2	0-0 ② ③ G4-6-3 1-2f			0-0 E4 1B 1B SF9 1-3		5	1	1	1	0	0	4
Johnny Bench, R (1, 2)	0-0 ① G3 1-2 2-3		0-0 ② SSS P3	0-3 ③ K		BBBB 4-0 WP BB		0-0 1B 1B 1-2 3-H 1B		4	0	1	1	1	1	4
Tony Perez, R (1, 3)	BBBB 4-0 BB BB		BBBB 4-0 BB 1B BB		BBBB 4-0 BB 1B BB BB	0-0 ① 5-3 1-2		0-0 1B 1-2 2-3 1B		2	2	1	0	3	0	1
George Foster, R (1, 7)	0-0 ② SF8 3-H		BBBB 4-0 1B 1-2 BB		0-0 BB BB 1-2 1B	0-0 ② P3		0-0 ① SF9 3-H		2	1	1	2	1	0	1
Cesar Geronimo, L (1, 8)	BBBB 4-0 1-2 2-3 BB		0-0 1-3 2-H 1B		BBBB 4-0 BB 1B 1-2 2-3 BB	0-0 ③ L1		0-0 1-2 2-3 1B		3	1	2	1	2	0	1
Darrel Chaney, S (1, 6)	0-0 ③ 3-1		SSS 0-3 ③ K		BBBB 4-0 1B 1B SF7 1-2 2-3 3-H BB		0-0 ① F8	SSS 0-3 ② K		4	1	0	1	1	2	8
Gary Nolan, R (1, 1)		0-0 ① G3		SSS 0-3 ① K	0-0 1B 1-2 2-H 3-H 1B		0-0 ② 6-3	0-0 ③ F8		2	0	0	0	0	1	0
Dan Driessen, L (5, PH)										1	0	1	2	0	0	0
Clay Carroll, R (6, 1)										2	0	0	0	0	0	3
Inning Stats	R: 2 E: 0 K: 0 S: 6 H: 3 LOB: 3 BB: 2 P: 14	R: 0 E: 0 K: 0 S: 3 H: 1 LOB: 0 BB: 0 P: 3	R: 1 E: 0 K: 1 S: 6 H: 1 LOB: 2 BB: 2 P: 14	R: 0 E: 1 K: 2 S: 8 H: 0 LOB: 2 BB: 1 P: 12	R: 4 E: 0 K: 0 S: 5 H: 3 LOB: 1 BB: 3 P: 17	R: 0 E: 0 K: 0 S: 3 H: 0 LOB: 1 BB: 1 P: 7	R: 0 E: 0 K: 0 S: 3 H: 0 LOB: 0 BB: 0 P: 3	R: 2 E: 1 K: 1 S: 9 H: 3 LOB: 3 BB: 1 P: 13		1B: 11 2B: 0 3B: 0 HR: 0	SF: 3 SAC: 0 DP: 2 HBP: 0					

BOTTOM

Montreal Expos @ Cincinnati Reds

Riverfront Stadium, Cincinnati, OH

Sat Aug 09 1975, 7:05 PM EDT

Att. 40,295 - Unknown

livebaseballscorecards.com

AB	32
R	9
H	11
RBI	9
BB	10
SO	4
LOB	23

WP: 1 PA: 45
PB: 0
SB: 0
CS: 0

PITCHER		IP	WLS	BF	H	R	ER	SO	BB	IBB	HBP	BLK	WP	HR	S	P	ERA	WHIP
Dennis Blair, R	(1, 1)	3.0	L	17	5	3	3	1	4	0	0	0	0	0	15	31	9.00	3.000
ERA: 3.38																		
Donald DeMola, R	(4, 1)	1.0		9	1	4	4	2	4	0	0	0	0	0	9	25	36.00	5.000
ERA: 4.25																		
Chuck Taylor, R	(5, 1)	0.0		2	2	0	0	0	0	0	0	0	0	0	2	2	∞	∞
ERA: 3.72																		
Fred Scherman, L	(5, 1)	4.0		17	3	2	1	1	2	0	0	0	1	0	17	25	2.25	1.250
ERA: 4.01																		

PITCHER	IP	WLS	BF	H	R	ER	SO	BB	IBB	HBP	BLK	WP	HR	S	P	ERA	WHIP

Batter	1	2	3	4	5	6	7	8	9	AB	R	H	RBI	BB	SO	LOB
Pepe Mangual, R (1, 8) OBP: 0.333, SLG: 0.359	5-3		E6 CS FC3-5		1B 1-2	K			6-3	5	0	1	0	0	1	4
Pete Mackanin, R (1, 4) OBP: 0.303, SLG: 0.392	WP 2B		FC3-5 CS 1-2 2-3f		FC5 2-3f	K			1B 1B	5	0	2	0	0	1	7
Gary Carter, R (1, 9) OBP: 0.369, SLG: 0.444	F7 2-3		K 1-2 2-3			F8	6-3		1B 1-2 1B	5	0	1	0	0	1	3
Jose Morales, R (1, 3) OBP: 0.400, SLG: 0.457	6-3			5-3		1B HR 1B	F8		1B 1-2 1B	5	1	2	0	0	0	1
Bob Bailey, R (1, 7) OBP: 0.387, SLG: 0.363		S BB		F7		1B 1-2 HR 1B	6-3		F8	4	1	1	0	1	0	2
Barry Foote, R (1, 2) OBP: 0.232, SLG: 0.299		P4 1-2		6-3		HR 1-H 2-H		P4		4	1	1	3	0	0	1
Larry Parrish, R (1, 5) OBP: 0.319, SLG: 0.425		K			K FC5 1B	1B BB 1B		1B		4	0	2	0	0	2	1
Tim Foli, R (1, 6) OBP: 0.288, SLG: 0.291		K			P4	BB 1-2 1B		K		4	0	1	0	0	2	3
Don Carrithers, R (1, 1) OBP: 0.143, SLG: 0.286 Woodie Fryman, R (5, 1) OBP: 0.244, SLG: 0.275 Jim Dwyer, L (6, PH) OBP: 0.322, SLG: 0.364 Dale Murray, R (6, 1) OBP: 0.333, SLG: 0.143 Mike Jorgensen, L (8, PH) OBP: 0.348, SLG: 0.392 Chuck Taylor, R (8, 1)			FC3-5 2B		K	BB 1-2 2-3 BB		G3		2 0 0 0 1 0	0 0 0 0 0 0	1 0 0 0 0 0	0 0 1 0 0 0	1 0 0 0 0 0	1 0 0 0 1 0	1 0 0 0 1 0
Inning Stats	R: 0 E: 0 K: 0 S: 4 H: 1 LOB: 1 BB: 0 P: 4	R: 0 E: 0 K: 2 S: 7 H: 0 LOB: 1 BB: 1 P: 11	R: 0 E: 1 K: 1 S: 6 H: 1 LOB: 1 BB: 0 P: 6	R: 0 E: 0 K: 0 S: 3 H: 0 LOB: 0 BB: 0 P: 3	R: 0 E: 0 K: 2 S: 9 H: 1 LOB: 2 BB: 0 P: 9	R: 3 E: 0 K: 2 S: 12 H: 5 LOB: 3 BB: 1 P: 16	R: 0 E: 0 K: 0 S: 3 H: 0 LOB: 0 BB: 0 P: 3	R: 0 E: 0 K: 1 S: 6 H: 1 LOB: 1 BB: 0 P: 6	R: 0 E: 0 K: 0 S: 5 H: 3 LOB: 2 BB: 0 P: 5	1B: 9 2B: 2 3B: 0 HR: 1	SF: 0 SAC: 0 DP: 0 HBP: 0						

PITCHER		IP	WLS	BF	H	R	ER	SO	BB	IBB	HBP	BLK	WP	HR	S	P	ERA	WHIP
Fred Norman, L ERA: 3.8	(1, 1)	5.1	W	25	7	3	3	5	1	0	0	0	2	1	34	38	5.06	1.500
Rawly Eastwick, R ERA: 3.26	(6, 1)	3.2	S	16	5	0	0	3	1	0	0	0	0	0	21	25	0.00	1.636

PITCHER	IP	WLS	BF	H	R	ER	SO	BB	IBB	HBP	BLK	WP	HR	S	P	ERA	WHIP

TOP

Montreal Expos @ Cincinnati Reds

Riverfront Stadium, Cincinnati, OH

Sun Aug 10 1975, 3:33 AM EDT
Att. 30,660 - Unknown

livebaseballscorecards.com

AB	39
R	3
H	12
RBI	3
BB	2
SO	8
LOB	24

1B: 9	SF: 0	WP: 2	PA: 41
2B: 2	SAC: 0	PB: 0	
3B: 0	DP: 0	SB: 1	
HR: 1	HBP: 0	CS: 2	

Batter	1	2	3	4	5	6	7	8	9	AB	R	H	RBI	BB	SO	LOB
Pete Rose, S (1, 5) OBP: 0.405, SLG: 0.445	F8		2B		BB	4-3	4-3			4	1	1	0	1	0	1
Doug Flynn, R (8, 5) OBP: 0.299, SLG: 0.316										0	0	0	0	0	0	0
Ken Griffey, L (1, 9) OBP: 0.400, SLG: 0.414	BB		1B		E 1-3 2B	4-3		G3		4	1	2	0	1	0	0
Joe Morgan, L (1, 4) OBP: 0.459, SLG: 0.507	F8		F3		FC4 E 2-3 3-H 1B	1B E 1B		1B 3B		5	3	2	1	0	0	4
Johnny Bench, R (1, 2) OBP: 0.377, SLG: 0.546	FC6-4 1-2 1B		F3		E5 FC3-6 1B 1-2 3-H 1B	E5 1-H 1B 1B		2B HR 3-H 1B		5	3	3	2	0	0	3
Bill Plummer, R (9, 2) OBP: 0.306, SLG: 0.296										0	0	0	0	0	0	0
Tony Perez, R (1, 3) OBP: 0.338, SLG: 0.456	FC6-4 1-2f			6-3	FC3-6 1-2 2-H 1B	2-H 1B		HR 1-3 2B		5	1	3	2	0	0	2
George Foster, R (1, 7) OBP: 0.342, SLG: 0.529		4-3	1-3 1B	1B	FC3-6 1B 1-2f 2-3	5-3		HR 2-H 3-H		5	2	2	3	0	0	3
Cesar Geronimo, L (1, 8) OBP: 0.338, SLG: 0.377		K	1-3 1-2	1-2 3-H 1B			F8	4-3		5	0	1	1	0	1	1
Darrel Chaney, S (1, 6) OBP: 0.290, SLG: 0.268		4-3	2-H 1B	F8			4-3	F8		5	0	1	1	0	0	2
Fred Norman, S (1, 1) OBP: 0.122, SLG: 0.077			1-3	4-3	4-3		1B			3	0	0	0	0	0	3
Rawly Eastwick, R (6, 1) OBP: 0.077, SLG: 0.077										1	0	1	0	0	0	0
Inning Stats	R: 0 E: 0 K: 0 S: 4 H: 1 LOB: 2 BB: 1 P: 8	R: 0 E: 0 K: 1 S: 5 H: 0 LOB: 0 BB: 0 P: 5	R: 0 E: 0 K: 0 S: 5 H: 2 LOB: 2 BB: 0 P: 5	R: 1 E: 0 K: 0 S: 5 H: 2 LOB: 1 BB: 0 P: 5	R: 4 E: 2 K: 0 S: 8 H: 3 LOB: 2 BB: 1 P: 12	R: 2 E: 1 K: 0 S: 6 H: 3 LOB: 1 BB: 0 P: 6	R: 0 E: 0 K: 0 S: 4 H: 1 LOB: 1 BB: 0 P: 4	R: 4 E: 0 K: 0 S: 7 H: 4 LOB: 0 BB: 0 P: 7		1B: 11 2B: 3 3B: 1 HR: 1 SF: 0 SAC: 0 DP: 0 HBP: 0						

PITCHER		IP	WLS	BF	H	R	ER	SO	BB	IBB	HBP	BLK	WP	HR	S	P	ERA	WHIP
Don Carrithers, R ERA: 3.2	(1, 1)	4.1	L	25	8	5	4	1	2	0	0	0	0	0	25	33	8.31	2.308
Woodie Fryman, L ERA: 2.9	(5, 1)	0.2		2	0	0	0	0	0	0	0	0	0	0	2	2	0.00	0.000
Dale Murray, R ERA: 3.9	(6, 1)	2.0		10	4	2	1	0	0	0	0	0	0	0	10	10	4.50	2.000
Chuck Taylor, R ERA: 4.29	(8, 1)	1.0		7	4	4	4	0	0	0	0	0	0	1	7	7	36.00	4.000

PITCHER	IP	WLS	BF	H	R	ER	SO	BB	IBB	HBP	BLK	WP	HR	S	P	ERA	WHIP

Montreal Expos @ Cincinnati Reds

Riverfront Stadium, Cincinnati, OH

Sun Aug 10 1975, 3:33 AM EDT

Att. 30,660 - Unknown

BOTTOM

livebaseballscorecards.com

AB	42
R	11
H	16
RBI	10
BB	2
SO	1
LOB	19

WP: 0 PA: 44
PB: 0
SB: 0
CS: 0

San Francisco Giants @ Montreal Expos

Jarry Park, Montreal, QB

Mon Aug 11 1975, 7:05 PM EDT

Att. 14,614 - Unknown

TOP

livebaseballscorecards.com

Batter	1	2	3	4	5	6	7	8	9	AB	R	H	RBI	BB	SO	LOB
Von Joshua, L (1, 8) OBP: 0.373, SLG: 0.453	3-1	K	1-3		G3		E4 1-3		1-3	3	0	0	0	0	1	3
Gary Thomasson, L (3, 8) OBP: 0.291, SLG: 0.305							E			3	1	0	0	0	0	1
Derrel Thomas, S (1, 4) OBP: 0.360, SLG: 0.384	BB BB 2B 1B	1-3 1B		F4		3B 1B	1-2		4-3	6	2	3	0	0	0	1
Bobby Murcer, L (1, 9) OBP: 0.413, SLG: 0.475	BB 2B BB 1-2		FC3-6 BB	K		1-H 2B 3B	E7 1B 2-H		F7	4	2	1	1	2	1	0
Gary Matthews, R (1, 7) OBP: 0.363, SLG: 0.433	L8		F8	1B BB		3-H 1B 2B	HBP 2-3 1B			4	1	2	1	1	0	3
Willie Montanez, L (1, 3) OBP: 0.356, SLG: 0.411	2B 1-2 2-3 BB		FC3-6 1B S 1-2f 1B	1-3 1B		F7	1-2 HBP			3	1	1	0	1	0	2
Chris Speier, R (1, 6) OBP: 0.362, SLG: 0.432	1-3 2-H 3-H 2B		1B 1-3 1B	F7		2-H 1B	5-3			5	1	3	3	0	0	5
Dave Rader, L (1, 2) OBP: 0.379, SLG: 0.403	K		1-2 BB 1-3 3-H 1B		F9	F3		G3		5	1	1	1	0	1	3
Steve Ontiveros, S (1, 5) OBP: 0.384, SLG: 0.336		1B 1B	1B 1-2 BB		SH3-4 BB	F9		4-3		3	0	1	0	2	0	1
Ed Halicki, R (1, 1) OBP: 0.179, SLG: 0.184		K	1-2 2-H 3-H 1B		SH3-4 1-2		K	6-3		3	0	1	2	0	2	1
Glenn Adams, L (8, PH) OBP: 0.379, SLG: 0.507										1	0	0	0	0	0	0
Randy Moffitt, R (8, 1) OBP: 0.250, SLG: 0.417										0	0	0	0	0	0	0
Inning Stats	R: 2 E: 0 K: 1 S: 13 H: 2 LOB: 2 BB: 2 P: 28	R: 0 E: 0 K: 2 S: 9 H: 2 LOB: 2 BB: 0 P: 11	R: 3 E: 0 K: 0 S: 19 H: 3 LOB: 2 BB: 2 P: 34	R: 0 E: 0 K: 1 S: 9 H: 1 LOB: 2 BB: 1 P: 20	R: 0 E: 0 K: 0 S: 7 H: 0 LOB: 1 BB: 1 P: 14	R: 3 E: 0 K: 0 S: 21 H: 4 LOB: 1 BB: 0 P: 36	R: 1 E: 2 K: 1 S: 12 H: 1 LOB: 3 BB: 0 P: 17	R: 0 E: 0 K: 0 S: 4 H: 0 LOB: 0 BB: 0 P: 8	R: 0 E: 0 K: 0 S: 5 H: 0 LOB: 0 BB: 0 P: 7							

AB	40
R	9
H	13
RBI	8
BB	6
SO	5
LOB	20

1B: 10	SF: 0	WP: 0	PA: 48
2B: 2	SAC: 1	PB: 0	
3B: 1	DP: 0	SB: 1	
HR: 0	HBP: 1	CS: 0	

PITCHER		IP	WLS	BF	H	R	ER	SO	BB	IBB	HBP	BLK	WP	HR	S	P	ERA	WHIP
Steve Rogers, R ERA: 3.04	(1, 1)	4.0	L	24	8	5	5	4	5	0	0	0	0	0	50	93	11.25	3.250
Donald DeMola, R ERA: 4.5	(5, 1)	2.0		11	4	3	3	0	1	0	0	0	0	0	28	50	13.50	2.500
Chuck Taylor, R ERA: 4.07	(7, 1)	3.0		13	1	1	0	1	0	0	1	0	0	0	21	32	0.00	0.333

PITCHER	IP	WLS	BF	H	R	ER	SO	BB	IBB	HBP	BLK	WP	HR	S	P	ERA	WHIP

Batter	1	2	3	4	5	6	7	8	9	AB	R	H	RBI	BB	SO	LOB
Pepe Mangual, R (1, 8) OBP: 0.329, SLG: 0.355	K	K			K		K		K	5	0	0	0	0	5	2
Jim Dwyer, L (1, 7) OBP: 0.326, SLG: 0.358	F9	K			FC4-6 1B		4-3		WP S BB	4	0	1	0	1	1	2
Mike Jorgensen, L (1, 3) OBP: 0.354, SLG: 0.393	1B 1B BB		1B		FC4-6 1-2f		BB		1-3 BB	2	1	1	0	3	0	1
Larry Biittner, L (1, 9) OBP: 0.378, SLG: 0.392	1B 1-3 1B		L9		K		FC6-4 1-2 BB		F9	4	0	1	0	1	1	4
Larry Parrish, R (1, 5) OBP: 0.318, SLG: 0.423	1-2 3-H 1B		K			K	FC6-4 1-2f			4	0	1	1	0	2	3
Pete Mackanin, R (1, 4) OBP: 0.302, SLG: 0.394	K		K			1B 2B		F8		4	1	1	0	0	2	3
Tim Foli, R (1, 6) OBP: 0.288, SLG: 0.293		2B	F8			5-3		K		4	0	1	0	0	1	1
Barry Foote, R (1, 2) OBP: 0.232, SLG: 0.299		K	F7			2-H 1B		F8		4	0	1	1	0	1	1
Steve Rogers, R (1, 1) OBP: 0.304, SLG: 0.224 Bob Bailey, R (4, PH) OBP: 0.395, SLG: 0.361 Donald DeMola, R (5, 1) Jim Lyttle, L (6, PH) OBP: 0.250, SLG: 0.143 Chuck Taylor, R (7, 1) Jose Morales, R (9, PH) OBP: 0.396, SLG: 0.451		BB	1-3			K	F8			0 1 0 1 0 1	0 0 0 0 0 0	0 0 0 0 0 0	0 0 0 0 0 0	1 0 0 0 0 0	0 0 0 1 0 0	0 0 0 1 0 0
Inning Stats	R: 1 E: 0 K: 2 S: 15 H: 2 LOB: 2 BB: 1 P: 23	R: 0 E: 0 K: 3 S: 13 H: 1 LOB: 2 BB: 1 P: 19	R: 0 E: 0 K: 2 S: 9 H: 1 LOB: 1 BB: 0 P: 11	R: 0 E: 0 K: 0 S: 5 H: 0 LOB: 0 BB: 0 P: 5	R: 0 E: 0 K: 2 S: 11 H: 1 LOB: 1 BB: 0 P: 14	R: 1 E: 0 K: 2 S: 10 H: 2 LOB: 1 BB: 0 P: 11	R: 0 E: 0 K: 1 S: 10 H: 0 LOB: 2 BB: 2 P: 21	R: 0 E: 0 K: 1 S: 6 H: 0 LOB: 0 BB: 0 P: 8	R: 0 E: 0 K: 1 S: 12 H: 0 LOB: 2 BB: 2 P: 27	1B: 5 2B: 2 3B: 0 HR: 0 SF: 0 SAC: 0 DP: 0 HBP: 0						

PITCHER		IP	WLS	BF	H	R	ER	SO	BB	IBB	HBP	BLK	WP	HR	S	P	ERA	WHIP
Ed Halicki, R ERA: 3.93	(1, 1)	7.0	W	32	7	2	2	12	4	0	0	0	0	0	73	104	2.57	1.571
Randy Moffitt, R ERA: 3.84	(8, 1)	2.0		8	0	0	0	2	2	0	0	0	1	0	18	35	0.00	1.000

PITCHER	IP	WLS	BF	H	R	ER	SO	BB	IBB	HBP	BLK	WP	HR	S	P	ERA	WHIP

BOTTOM

San Francisco Giants @ Montreal Expos

Jarry Park, Montreal, QB

Mon Aug 11 1975, 7:05 PM EDT

Att. 14,614 - Unknown

livebaseballscorecards.com

AB	34
R	2
H	7
RBI	2
BB	6
SO	14
LOB	18

WP: 1 PA: 40
PB: 0
SB: 1
CS: 0

Batter	1	2	3	4	5	6	7	8	9	10	11	AB	R	H	RBI	BB	SO	LOB
Gary Thomasson, L (1, 8) OBP: 0.292, SLG: 0.307	B S S S 1-3 ① K		S B B B B 4-1 1B BB		B S X 1-1 ① F8		S S B X 1-2 ① F6		S S B B S 2-3 ② K		X 0-1 1B 2B 2B	5	1	1	0	1	2	0
Derrel Thomas, S (1, 4) OBP: 0.364, SLG: 0.388	B X 1-0 ② 1-3		S X 0-1 1-2 1B		S B B S F X 2-2 ② 4-3		S B B X 2-1 1B		B X 1-0 BB 1B 1B		S X 0-1 S 2-3 2B 1B	6	2	4	0	0	0	0
Bobby Murcer, L (1, 9) OBP: 0.414, SLG: 0.477	S B B B S X 3-2 ③ F9		S S F B B F X 2-2 ① F9		B S S B X 2-2 1B 1B		S S F B B F X 2-2 ② F9		B S S B S F F F B 4-2 1B 1-2 BB		S B S S X 1-2 ① 1-H 3-H 2B	5	0	2	2	1	0	3
Gary Matthews, R (1, 7) OBP: 0.369, SLG: 0.434		B B B S B 4-1 3-1 SF7 BB	B S X 1-1 ② F6	X 0-0 1-3 1B	S X 0-1 ③ 6-3			B X 1-0 1-3 2-H 1B		B B B B 4-0 2B BB		4	2	2	1	2	0	3
Willie Montanez, L (1, 3) OBP: 0.354, SLG: 0.410		B B B S S X 3-2 ① 3-1 1-3	S X 0-1 ③ 4-3		S S S 0-3 ③ K			B B S B S S 3-3 ① K	B S S C 1-3 ③ K		B S B X 2-1 1-H 2B	6	0	1	1	0	3	7
Chris Speier, R (1, 6) OBP: 0.362, SLG: 0.429		B B B B 4-0 1B BB		B S S B S 2-3 ① K		S S X 0-2 ① 5-3		B S S F F B X 2-2 ② F6		B X 1-0 1-3 E 1B	S X 0-1 ② 5-3	5	0	1	0	1	1	1
Dave Rader, L (1, 2) OBP: 0.379, SLG: 0.404 Marc Hill, R (8, PH) OBP: 0.322, SLG: 0.321 (8, 2)		B X 1-0 ② SF7 3-H	S S B S 1-3 ② K		B B S S S X 2-2 3-1 WP 1B			B S S B B B 4-1 BB		1 SAFE S S B B S F X 2-2 ① 1-3 1-3	X 0-0 ③ 5-3	2	0	1	1	0	1	0
												2	0	0	0	1	0	2
Steve Ontiveros, S (1, 5) OBP: 0.384, SLG: 0.337		B S S X 1-2 1-2 1B		B X 1-0 1B		B B X 2-0 ② 3-1 1-3		S B B S S S 2-3 ③ K		B S S X 1-1 ② 4-3		5	0	2	0	0	1	3
Pete Falcone, L (1, 1) OBP: 0.041, SLG: 0.041 Randy Moffitt, R (8, 1) OBP: 0.250, SLG: 0.417 Bruce Miller, R (9, PH) OBP: 0.279, SLG: 0.292 Gary Lavelle, S (9, 1) OBP: 0.125, SLG: 0.125 Charlie Williams, R (9, 1) OBP: 0.176, SLG: 0.250 Glenn Adams, L (10, PH) OBP: 0.375, SLG: 0.500 Mike Caldwell, R (10, 1) OBP: 0.128, SLG: 0.179		B X 1-0 ③ F3		X 0-0 ③ 1-3		X 0-0 ③ F7			S S S X 0-2 ① F8	S B S S X 1-2 ③ 3-1		3	0	0	0	0	0	4
												0	0	0	0	0	0	0
												1	0	0	0	0	0	0
												0	0	0	0	0	0	0
												0	0	0	0	0	0	0
												1	0	0	0	0	0	1
												0	0	0	0	0	0	0
Inning Stats	R: 0 E: 0 K: 1 S: 7 H: 0 LOB: 0 BB: 0 P: 12	R: 1 E: 0 K: 0 S: 9 H: 1 LOB: 2 BB: 2 P: 23	R: 0 E: 0 K: 0 S: 12 H: 1 LOB: 2 BB: 1 P: 19	R: 0 E: 0 K: 2 S: 8 H: 1 LOB: 1 BB: 0 P: 12	R: 0 E: 0 K: 1 S: 13 H: 2 LOB: 2 BB: 0 P: 18	R: 0 E: 0 K: 0 S: 8 H: 1 LOB: 1 BB: 0 P: 12	R: 0 E: 0 K: 0 S: 12 H: 1 LOB: 1 BB: 0 P: 17	R: 0 E: 0 K: 2 S: 12 H: 0 LOB: 1 BB: 1 P: 23	R: 1 E: 0 K: 2 S: 16 H: 2 LOB: 2 BB: 1 P: 25	R: 0 E: 1 K: 0 S: 10 H: 1 LOB: 1 BB: 0 P: 15	R: 3 E: 0 K: 0 S: 12 H: 4 LOB: 1 BB: 1 P: 19						

PITCHER		IP	WLS	BF	H	R	ER	SO	BB	IBB	HBP	BLK	WP	HR	S	P	ERA	WHIP
Steve Renko, R ERA: 4.56	(1, 1)	6.0		27	6	1	1	4	3	0	0	0	1	0	57	96	1.50	1.500
Woodie Fryman, L ERA: 2.9	(7, 1)	3.0		14	3	1	1	4	2	0	0	0	0	0	40	65	3.00	1.667
Dale Murray, R ERA: 3.97	(10, 1)	1.0	L	5	2	1	1	0	0	0	0	0	0	0	12	17	9.00	2.000
Fred Scherman, L ERA: 4.24	(11, 1)	0.1		4	3	2	2	0	1	0	0	0	0	0	7	14	54.00	12.000
Don Carrithers, R ERA: 3.12	(11, 1)	0.2		2	0	0	0	0	0	0	0	0	0	0	3	3	0.00	0.000

PITCHER	IP	WLS	BF	H	R	ER	SO	BB	IBB	HBP	BLK	WP	HR	S	P	ERA	WHIP

TOP

San Francisco Giants @ Montreal Expos

Jarry Park, Montreal, QB

Tue Aug 12 1975, 7:05 PM EDT

Att. 16,254 - Unknown

livebaseballscorecards.com

AB	45
R	5
H	14
RBI	5
BB	6
SO	8
LOB	24

1B: 11	2B: 3	3B: 0	HR: 0	SF: 1	SAC: 0	DP: 0	HBP: 0

WP: 1	PB: 0	SB: 1
CS: 0	PA: 52	

Batter	1	2	3	4	5	6	7	8	9	10	11	AB	R	H	RBI	BB	SO	LOB
Pete Mackanin, R (1, 4) OBP: 0.306, SLG: 0.401	S B S B B F X 3-2 BB 1B 2B		B B B S B 4-1 1B 5-3 BB		X 0-0 ① 6-3		B B S B X 3-1 1B 2B		S B B B X 3-1 ② F9		X 0-0 ② F8	5	1	2	0	1	0	2
Tim Foli, R (1, 6) OBP: 0.286, SLG: 0.291	S X 0-1 ① 6-3		S X 0-1 ① 5-3 1-2		S S X 0-2 ② 5-3		X 0-0 ③ 2-3 1B		X 0-0 ③ FC5 2-3f		S S X 0-2 ③ F3	6	0	1	0	0	0	4
Gary Carter, R (1, 9) OBP: 0.371, SLG: 0.445	S B B S F B F B 4-2 BB 1B BB		S X 0-1 G4-6-3 2-3 1B		X 0-0 FC6-4 1B			S X 0-1 ① B1		S S B B B S 3-3 ① K		4	1	2	0	1	1	0
Jose Morales, R (1, 3) OBP: 0.383, SLG: 0.435 Larry Biittner, L (8, PH) OBP: 0.376, SLG: 0.391 Tony Scott, S (9, 7) OBP: 0.259, SLG: 0.239	B S S S 1-3 ② K		B B X 2-0 ② ③ G4-6-3 1-2f		X 0-0 ③ FC6-4 1-2f			B S S C 1-3 ② K		S S C 0-3 ② K		3 1 1	0 0 0	0 0 0	0 0 0	0 0 0	1 1 1	5 0 0
Bob Bailey, R (1, 7) OBP: 0.385, SLG: 0.357 Mike Jorgensen, L (8, PH) OBP: 0.358, SLG: 0.394 (9, 3)	B B S B B 4-1 1B 1-2 2-3 BB			S S B F X 1-2 ① F8	S S B S 1-3 ① K			B S S L B B B 4-2 WP BB		B X 1-0 BB BB 1B		2 1	0 0	0 1	0 0	1 1	1 0	0 0
Larry Parrish, R (1, 5) OBP: 0.322, SLG: 0.430	S S F B X 1-2 ③ 1-3 2-H 3-H 1B			S B B B S B F F F X 3-2 3B	B B B X 3-0 ② 5-3			B S S S X 1-2 ③ F8 1-2		S B B S F B B 4-2 BB 1-2 BB		4	0	2	2	1	0	1
Pepe Mangual, R (1, 8) OBP: 0.328, SLG: 0.352		X 0-0 ① 5-3		X 0-0 ② 1-3	S S S 0-3 ③ K2-3				S S S 0-3 K FC5 6-3	B B S B B 4-1 FC5-4 1-2 2-3 BB		4	0	0	0	1	2	1
Barry Foote, R (1, 2) OBP: 0.232, SLG: 0.295		S B S F S 1-3 ② K		I I I 4-0 FC6-4 IBB		S S B F S 1-3 ① K			S B S C X 1-2 ① 6-3 1-2	X 0-0 ③ FC5-4 1-2f		4	0	0	0	1	2	4
Steve Renko, R (1, 1) OBP: 0.350, SLG: 0.389 Woodie Fryman, R (7, 1) OBP: 0.256, SLG: 0.268 Nate Colbert, R (9, PH) OBP: 0.228, SLG: 0.280 Dale Murray, R (10, 1) OBP: 0.333, SLG: 0.143 Fred Scherman, L (11, 1) OBP: 0.125, SLG: 0.133 Don Carrithers, R (11, 1) OBP: 0.143, SLG: 0.286 Pepe Frias, R (11, PH) OBP: 0.182, SLG: 0.167	S B B B S B X 3-2 ③ 6-3		B X 1-0 ③ FC6-4 1-2f				B X 1-0 ② F9		I I I 4-0 IBB		S S S 0-3 ① K	2 1 0 0 0 0 0 1	0 0 0 0 0 0 0 0	0 0 0 0 0 0 0 0	0 0 1 0 0 0 0 0	0 0 0 0 0 0 0 1	0 0 0 0 0 0 0 0	2 0 0 0 0 0 0 0
Inning Stats	R: 2 H: 2 E: 0 LOB: 2 K: 1 BB: 2 S: 18 P: 31	R: 0 H: 0 E: 0 LOB: 0 K: 1 BB: 0 S: 8 P: 12	R: 0 H: 1 E: 0 LOB: 1 K: 0 BB: 1 S: 6 P: 12	R: 0 H: 1 E: 0 LOB: 2 K: 0 BB: 1 S: 12 P: 21	R: 0 H: 1 E: 0 LOB: 1 K: 0 BB: 0 S: 6 P: 6	R: 0 H: 0 E: 0 LOB: 0 K: 2 BB: 0 S: 7 P: 11	R: 0 H: 2 E: 0 LOB: 2 K: 1 BB: 0 S: 8 P: 13	R: 0 H: 0 E: 0 LOB: 1 K: 1 BB: 1 S: 11 P: 17	R: 0 H: 0 E: 0 LOB: 2 K: 1 BB: 1 S: 9 P: 17	R: 0 H: 1 E: 0 LOB: 3 K: 2 BB: 2 S: 12 P: 24	R: 0 H: 0 E: 0 LOB: 0 K: 1 BB: 0 S: 7 P: 7	1B: 5 2B: 2 3B: 1 HR: 0	SF: 0 SAC: 0 DP: 1 HBP: 0		WP: 2 PB: 0 SB: 0 CS: 0	PA: 47		

PITCHER		IP	WLS	BF	H	R	ER	SO	BB	IBB	HBP	BLK	WP	HR	S	P	ERA	WHIP
Pete Falcone, L ERA: 3.82	(1, 1)	7.0		29	7	2	2	5	3	1	0	0	0	0	65	106	2.57	1.429
Randy Moffitt, R ERA: 3.78	(8, 1)	1.0		4	0	0	0	1	1	0	0	0	1	0	11	17	0.00	1.000
Gary Lavelle, L ERA: 3.06	(9, 1)	0.1		3	0	0	0	1	0	1	0	0	1	0	6	11	0.00	0.000
Charlie Williams, R ERA: 3.35	(9, 1)	0.2		2	0	0	0	0	0	0	0	0	0	0	3	6	0.00	0.000
Mike Caldwell, L ERA: 5.12	(10, 1)	2.0	W	9	1	0	0	3	2	0	0	0	0	0	19	31	0.00	1.500

PITCHER	IP	WLS	BF	H	R	ER	SO	BB	IBB	HBP	BLK	WP	HR	S	P	ERA	WHIP

BOTTOM

San Francisco Giants @ Montreal Expos

Jarry Park, Montreal, QB

Tue Aug 12 1975, 7:05 PM EDT

Att. 16,254 - Unknown

livebaseballscorecards.com

AB	39
R	2
H	8
RBI	2
BB	8
SO	10
LOB	19

Batter	1	2	3	4	5	6	7	8	9	10	11	12	AB	R	H	RBI	BB	SO	LOB
Gary Thomasson, L (1, 8) OBP: 0.289, SLG: 0.300	4-1 E BB		1-0 L4		1-0 F7			2-2 4-3		0-2 4-3	0-0 F5		5	0	0	0	1	0	2
Derrel Thomas, S (1, 4) OBP: 0.361, SLG: 0.385 Craig Robinson, R (12, 4) OBP: 0.116, SLG: 0.098	2-0 F7		1-3 K			0-0 F9		1-1 F8		3-3 K		2-2 CS 1B	6 0	0 0	1 0	0 0	0 0	2 0	1 0
Bobby Murcer, L (1, 9) OBP: 0.415, SLG: 0.473	0-1 L4		3-3 K			4-2 F8 BB		4-1 BB			4-1 HR BB	2-2 1-3 1-2	3	1	0	0	3	1	2
Gary Matthews, R (1, 7) OBP: 0.371, SLG: 0.442	3-1 E4 1-2			4-2 G6-3 BB		1-0 F8 1-2		1-1 F4			0-2 HR 1-H	4-1 2B BB	4	2	1	2	2	0	3
Willie Montanez, L (1, 3) OBP: 0.351, SLG: 0.409	1-2 G3			2-2 G6-3 1-2f		2-2 F8			1-1 4-3		0-0 F6	1-0 2B 1-H	6	0	1	1	0	0	4
Chris Speier, R (1, 6) OBP: 0.364, SLG: 0.429		1-2 6-3		4-0 BB			0-1 F6		4-0 BB		1-0 S 1B	1B	3	1	1	0	2	0	0
Bruce Miller, R (1, 5) OBP: 0.277, SLG: 0.290		3-3 K		0-0 F4			0-1 5-3		1-1 F8		0-1 1B 1-H	1B	5	0	1	1	0	1	2
Marc Hill, R (1, 2) OBP: 0.324, SLG: 0.325		1-2 2B			1-2 F9		4-2 BB		2-1 F4		1-1 L7		4	0	1	0	1	0	2
John Montefusco, R (1, 1) OBP: 0.123, SLG: 0.130 Charlie Williams, R (11, 1) OBP: 0.176, SLG: 0.250		2-2 5-3			3-3 K		0-3 K			1-3 K	1-2 1B		5 0	0 0	1 0	0 0	0 0	3 0	2 0
Inning Stats	R: 0 E: 1 K: 0 S: 9 H: 0 LOB: 2 BB: 1 P: 19	R: 0 E: 0 K: 1 S: 12 H: 1 LOB: 1 BB: 0 P: 19	R: 0 E: 0 K: 2 S: 8 H: 0 LOB: 0 BB: 0 P: 13	R: 0 E: 0 K: 0 S: 7 H: 0 LOB: 1 BB: 2 P: 17	R: 0 E: 0 K: 1 S: 8 H: 0 LOB: 0 BB: 0 P: 13	R: 0 E: 0 K: 0 S: 8 H: 0 LOB: 1 BB: 1 P: 15	R: 0 E: 0 K: 1 S: 9 H: 0 LOB: 1 BB: 1 P: 13	R: 0 E: 0 K: 0 S: 8 H: 0 LOB: 1 BB: 1 P: 16	R: 0 E: 0 K: 0 S: 6 H: 0 LOB: 1 BB: 1 P: 14	R: 0 E: 0 K: 2 S: 10 H: 0 LOB: 0 BB: 0 P: 14	R: 3 E: 0 K: 0 S: 14 H: 4 LOB: 2 BB: 1 P: 21	R: 1 E: 0 K: 0 S: 9 H: 2 LOB: 1 BB: 1 P: 18	1B: 4 2B: 2 3B: 0 HR: 1	SF: 0 SAC: 0 DP: 1 HBP: 0			WP: 0 PB: 0 SB: 1 CS: 1	PA: 50	

PITCHER		IP	WLS	BF	H	R	ER	SO	BB	IBB	HBP	BLK	WP	HR	S	P	ERA	WHIP
Dan Warthen, L ERA: 3.38	(1, 1)	10.1		42	3	3	3	7	8	0	0	0	0	1	91	164	2.61	1.065
Donald DeMola, R ERA: 4.46	(11, 1)	0.2		4	2	0	0	0	0	0	0	0	0	0	8	10	0.00	3.000
Woodie Fryman, L ERA: 2.95	(12, 1)	1.0	L	4	2	1	1	0	1	0	0	0	0	0	9	18	9.00	3.000

PITCHER	IP	WLS	BF	H	R	ER	SO	BB	IBB	HBP	BLK	WP	HR	S	P	ERA	WHIP

TOP

San Francisco Giants @ Montreal Expos

Jarry Park, Montreal, QB

Wed Aug 13 1975, 7:05 PM EDT

Att. 14,148 - Unknown

livebaseballscorecards.com

AB	41
R	4
H	7
RBI	4
BB	9
SO	7
LOB	18

San Francisco Giants @ Montreal Expos

Jarry Park, Montreal, QB

Wed Aug 13 1975, 7:05 PM EDT

Att. 14,148 - Unknown

livebaseballscorecards.com

BOTTOM

Batter	1	2	3	4	5	6	7	8	9	10	11	12	AB	R	H	RBI	BB	SO	LOB
Jim Dwyer, L (1, 7) OBP: 0.327, SLG: 0.368	4-3		2B		1B		K			F8		F7	6	0	2	0	0	1	1
Tim Foli, R (1, 6) OBP: 0.289, SLG: 0.295	2B		HBP		1B		F2			F7		F7	5	0	2	0	0	0	1
Gary Carter, R (1, 9) OBP: 0.369, SLG: 0.439	F7		K		K			K			1B 2B BB	4-3	5	1	0	0	1	3	5
Mike Jorgensen, L (1, 3) OBP: 0.356, SLG: 0.390	G3		G3			S BB		L9			K		4	0	0	0	1	1	4
Larry Biittner, L (1, 8) OBP: 0.377, SLG: 0.388		5-3 BB		F8		K		G3			2B 3B 1B		4	1	1	0	1	1	1
Larry Parrish, R (1, 5) OBP: 0.320, SLG: 0.429	5-3	6-3				K			F8		3B 2B		5	1	1	1	0	1	2
Pete Mackanin, R (1, 4) OBP: 0.307, SLG: 0.407	L3		CS 1B			K			K		3B		5	0	2	2	0	2	2
Barry Foote, R (1, 2) OBP: 0.231, SLG: 0.293	F8		CS		3-1		SH2-4 1B		K		5-3		5	0	1	0	0	1	2
Dan Warthen, S (1, 1) OBP: 0.120, SLG: 0.083			F9		K		SH2-4			K	6-3		3	0	0	0	0	2	0
Donald DeMola, R (11, 1)													0	0	0	0	0	0	0
Bob Bailey, R (11, PH) OBP: 0.383, SLG: 0.355													1	0	0	0	0	0	1
Woodie Fryman, R (12, 1) OBP: 0.238, SLG: 0.268													0	0	0	0	0	0	0
Inning Stats	R: 0 E: 0 K: 0 S: 11 H: 1 LOB: 1 BB: 0 P: 17	R: 0 E: 0 K: 0 S: 8 H: 0 LOB: 1 BB: 1 P: 14	R: 0 E: 0 K: 1 S: 10 H: 1 LOB: 2 BB: 0 P: 15	R: 0 E: 0 K: 0 S: 6 H: 1 LOB: 0 BB: 0 P: 9	R: 0 E: 0 K: 2 S: 20 H: 2 LOB: 2 BB: 0 P: 24	R: 0 E: 0 K: 3 S: 12 H: 0 LOB: 1 BB: 1 P: 19	R: 0 E: 0 K: 1 S: 8 H: 1 LOB: 1 BB: 0 P: 13	R: 0 E: 0 K: 1 S: 5 H: 0 LOB: 0 BB: 0 P: 7	R: 0 E: 0 K: 2 S: 11 H: 0 LOB: 0 BB: 0 P: 13	R: 0 E: 0 K: 1 S: 10 H: 0 LOB: 0 BB: 0 P: 13	R: 3 E: 0 K: 1 S: 10 H: 3 LOB: 1 BB: 1 P: 17	R: 0 E: 0 K: 0 S: 7 H: 0 LOB: 0 BB: 0 P: 10	1B: 5 2B: 3 3B: 1 HR: 0	SF: 0 SAC: 1 DP: 0 HBP: 1	WP: 0 PB: 0 SB: 1 CS: 1	PA: 49			

	AB	43
	R	3
	H	9
	RBI	3
	BB	3
	SO	12
	LOB	19

PITCHER	IP	WLS	BF	H	R	ER	SO	BB	IBB	HBP	BLK	WP	HR	S	P	ERA	WHIP
John Montefusco, R (1, 1) ERA: 3.19	10.1		42	8	3	3	12	3	0	1	0	0	0	108	157	2.61	1.065
Charlie Williams, R (11, 1) ERA: 3.28	1.2	W	6	1	0	0	0	0	0	0	0	0	0	10	14	0.00	0.600

PITCHER	IP	WLS	BF	H	R	ER	SO	BB	IBB	HBP	BLK	WP	HR	S	P	ERA	WHIP

Batter	1	2	3	4	5	6	7	8	9	AB	R	H	RBI	BB	SO	LOB
Gary Thomasson, L (1, 8) OBP: 0.291, SLG: 0.300	F9		1B	HBP G4-6-3	4-3		F9			4	0	1	0	0	0	5
Derrel Thomas, S (1, 4) OBP: 0.359, SLG: 0.382	G3		F9	G4-6-3 1-2f 2-3 3-H		E7 1B		1-3		5	1	1	0	0	0	3
Bobby Murcer, L (1, 9) OBP: 0.414, SLG: 0.471 Glenn Adams, L (7, 9) OBP: 0.371, SLG: 0.494	3-1		F4	G3		G4-6-3 2-H		K2-3		4 1	0 0	1 0	1 0	0 0	0 1	2 0
Gary Matthews, R (1, 7) OBP: 0.368, SLG: 0.436 Jake Brown, R (8, PR) OBP: 0.300, SLG: 0.324 (8, 7)		6-3	F8 1-2		4-3	G4-6-3 1-2f			BB	4 0	0 0	0 0	0 0	1 0	0 0	2 0
Willie Montanez, L (1, 3) OBP: 0.354, SLG: 0.412 Bruce Miller, R (8, 5) OBP: 0.277, SLG: 0.290	HR 1B			BB S 1B	BB BB E	F7		K		5 0	3 0	3 0	0 0	0 0	1 0	1 0
Chris Speier, R (1, 6) OBP: 0.368, SLG: 0.430 Craig Robinson, R (7, PH) OBP: 0.111, SLG: 0.093 (7, 6)	HR 1-2			1B BB 2B 1-2	E BB 1-2		F9		K	1 2	2 0	1 0	0 0	2 0	0 1	0 0
Dave Rader, L (1, 2) OBP: 0.383, SLG: 0.419	HR 1-H 2-H			2B 1-2 2-3	K		1B		K	4	2	2	3	1	2	2
Steve Ontiveros, S (1, 5) OBP: 0.388, SLG: 0.340 (8, 3)	4-3			2B G4-6-3 1-2 2-3 3-H	E 1-2 2-3		1B 1-2		K	4	1	2	1	1	1	0
Jim Barr, R (1, 1) OBP: 0.121, SLG: 0.107	K			G4-6-3 1-3 2-H 3-H	E5 1-2 2-3 3-H		K		F3	5	0	1	2	0	2	5
Inning Stats	R: 0 E: 0 K: 0 S: 6 H: 0 LOB: 0 BB: 0 P: 10	R: 3 E: 0 K: 1 S: 13 H: 3 LOB: 0 BB: 0 P: 23	R: 0 E: 0 K: 0 S: 11 H: 1 LOB: 1 BB: 0 P: 15	R: 4 E: 0 K: 0 S: 13 H: 3 LOB: 1 BB: 2 P: 26	R: 1 E: 1 K: 1 S: 11 H: 1 LOB: 3 BB: 2 P: 27	R: 1 E: 1 K: 0 S: 6 H: 2 LOB: 0 BB: 0 P: 11	R: 0 E: 0 K: 1 S: 12 H: 2 LOB: 2 BB: 0 P: 16	R: 0 E: 0 K: 2 S: 8 H: 0 LOB: 1 BB: 1 P: 16	R: 0 E: 0 K: 3 S: 12 H: 0 LOB: 1 BB: 0 P: 19	1B: 10 2B: 1 3B: 0 HR: 1 SF: 0 SAC: 0 DP: 2 HBP: 1	WP: 0 PB: 1 SB: 2 CS: 0 PA: 45					

PITCHER		IP	WLS	BF	H	R	ER	SO	BB	IBB	HBP	BLK	WP	HR	S	P	ERA	WHIP
Dennis Blair, R ERA: 3.76	(1, 1)	3.0	L	17	6	7	7	1	2	0	0	0	0	1	37	64	21.00	2.667
Fred Scherman, L ERA: 4.13	(4, 1)	2.0		11	2	1	0	1	2	0	1	0	0	0	17	37	0.00	2.000
Donald DeMola, R ERA: 4.46	(6, 1)	2.0		9	4	1	1	1	0	0	0	0	0	0	18	27	4.50	2.000
Dale Murray, R ERA: 3.86	(8, 1)	2.0		8	0	0	0	5	1	0	0	0	0	0	20	35	0.00	0.500

PITCHER	IP	WLS	BF	H	R	ER	SO	BB	IBB	HBP	BLK	WP	HR	S	P	ERA	WHIP

TOP

San Francisco Giants @ Montreal Expos

Jarry Park, Montreal, QB

Thu Aug 14 1975, 7:05 PM EDT

Att. 8,184 - Unknown - 79 F

livebaseballscorecards.com

AB	39
R	9
H	12
RBI	7
BB	5
SO	8
LOB	20

Batter	1	2	3	4	5	6	7	8	9	AB	R	H	RBI	BB	SO	LOB
Jim Dwyer, L (1, 7) OBP: 0.324, SLG: 0.363	S X 0-1 G3 ①		B S X 1-1 1B		B S X 1-1 F8 ③		B B X 2-0 F7 ③			4	0	1	0	0	0	1
Tim Foli, R (1, 6) OBP: 0.289, SLG: 0.298 Pepe Frias, R (7, 6) OBP: 0.176, SLG: 0.161	S S S B F X 2-2 1B 2B		X 0-0 F9 ②			S X 0-1 F8 ①		X 0-0 F7 ①		3 1	0 0	1 0	0 0	0 0	0 0	1 0
Gary Carter, R (1, 9) OBP: 0.365, SLG: 0.434	S S X 0-2 L7 ②		B B X 2-0 F3 ③			B S B S X 2-2 6-3 ②		S S B X 1-2 5-3 ②		4	0	0	0	0	0	2
Mike Jorgensen, L (1, 3) OBP: 0.357, SLG: 0.389	B S B B B 4-1 1B BB			X 0-0 4-3 ①		B S X 1-1 1B 1B		X 0-0 4-3 ③		3	0	1	0	1	0	0
Larry Biittner, L (1, 8) OBP: 0.383, SLG: 0.398	B S X 1-1 1-2 2-H 1B ③			S X 0-1 1-3 ②		S B S X 1-2 1-2 1B			B X 1-0 E 2B	4	1	3	0	0	0	0
Larry Parrish, R (1, 5) OBP: 0.319, SLG: 0.430		B S X 1-1 F9 ①		X 0-0 2B		B X 1-0 F7 ③			S S X 0-2 E6 1B 2-H	4	1	1	0	0	0	2
Pete Mackanin, R (1, 4) OBP: 0.303, SLG: 0.402		B S S X 1-2 F8 ②		X 0-0 F2 ③			S B S X 1-2 F9 ①		S X 0-1 F9 ①	4	0	0	0	0	0	2
Barry Foote, R (1, 2) OBP: 0.232, SLG: 0.294 Dale Murray, R (8, 1) OBP: 0.333, SLG: 0.143 Bob Bailey, R (9, PH) OBP: 0.386, SLG: 0.358		B B X 2-0 6-3 ③			X 0-0 L8 ①		B X 1-0 1B		B X 1-0 G6-4-3 2-H 1B	3 0 1	0 0 0	1 0 1	0 0 1	0 0 1	0 0 0	0 0 0
Dennis Blair, R (1, 1) OBP: 0.200, SLG: 0.163 Fred Scherman, L (4, 1) OBP: 0.125, SLG: 0.133 Jim Lyttle, L (5, PH) OBP: 0.235, SLG: 0.133 Donald DeMola, R (6, 1) Jose Morales, R (7, PH) OBP: 0.375, SLG: 0.425 (8, 2)			X 0-0 5-3 ①		B S X 1-1 F8 ②		X 0-0 F6 ②		X 0-0 G6-4-3 1-2f ② ③	1 0 1 0 2	0 0 0 0 0	0 0 0 0 0	0 0 0 0 0	0 0 0 0 0	0 0 0 0 0	0 0 0 0 2
Inning Stats	R: 0 E: 0 K: 0 S: 12 H: 2 LOB: 2 BB: 1 P: 19	R: 0 E: 0 K: 0 S: 6 H: 0 LOB: 0 BB: 0 P: 10	R: 0 E: 0 K: 0 S: 5 H: 1 LOB: 1 BB: 0 P: 8	R: 0 E: 0 K: 0 S: 5 H: 1 LOB: 1 BB: 0 P: 5	R: 0 E: 0 K: 0 S: 5 H: 0 LOB: 0 BB: 0 P: 7	R: 0 E: 0 K: 0 S: 11 H: 2 LOB: 2 BB: 0 P: 16	R: 0 E: 0 K: 0 S: 6 H: 1 LOB: 1 BB: 0 P: 10	R: 0 E: 0 K: 0 S: 5 H: 0 LOB: 0 BB: 0 P: 6	R: 2 E: 1 K: 0 S: 8 H: 2 LOB: 0 BB: 0 P: 10	1B: 6 2B: 3 3B: 0 HR: 0	SF: 0 SAC: 0 DP: 1 HBP: 0						

PITCHER	IP	WLS	BF	H	R	ER	SO	BB	IBB	HBP	BLK	WP	HR	S	P	ERA	WHIP
Jim Barr, R (1, 1) ERA: 2.57	9.0	W	36	9	2	1	0	1	0	0	0	0	0	63	91	1.00	1.111

PITCHER	IP	WLS	BF	H	R	ER	SO	BB	IBB	HBP	BLK	WP	HR	S	P	ERA	WHIP

BOTTOM

San Francisco Giants @ Montreal Expos

Jarry Park, Montreal, QB

Thu Aug 14 1975, 7:05 PM EDT

Att. 8,184 - Unknown - 79 F

livebaseballscorecards.com

AB	35
R	2
H	9
RBI	1
BB	1
SO	0
LOB	10

1B: 6	SF: 0	WP: 0	PA: 36		
2B: 3	SAC: 0	PB: 0			
3B: 0	DP: 1	SB: 0			
HR: 0	HBP: 0	CS: 0			

Batter	1	2	3	4	5	6	7	8	9	AB	R	H	RBI	BB	SO	LOB
Davey Lopes, R (1, 4) OBP: 0.360, SLG: 0.362	3-2 ① 6-3		0-0 2-3 1B		2-1 4-3 1-3 2B			1-1 ① F7	2-2 1-H 2-H HR	5	1	3	3	0	0	0
Bill Buckner, L (1, 7) OBP: 0.284, SLG: 0.347	3-1 ② F8		2-2 ③ G3		2-0 ② 4-3 2-3 3-H			0-0 ② L8	1-0 1B	5	0	1	1	0	0	3
Jimmy Wynn, R (1, 8) OBP: 0.408, SLG: 0.438	1-3 ③ K			4-2 1B BB	3-2 ③ L6			4-0 E BB BB	1-1 ③ 6-3	3	0	0	0	2	1	2
Steve Garvey, R (1, 3) OBP: 0.350, SLG: 0.480		1-3 ① K		1-3 ① K		0-1 ① 6-3		4-1 1-2 E BB		3	0	0	0	1	2	1
Willie Crawford, L (1, 9) OBP: 0.348, SLG: 0.387		1-0 ② 3-1		1-3 ② K		3-3 ② K		2 SAFE 2-3 ③ K2-3 1-2 2-3		4	0	0	0	0	3	3
Ron Cey, R (1, 5) OBP: 0.351, SLG: 0.431		0-2 ③ L3		3-1 1-3 1B		1-2 ③ 4-3			X 0-0 ① 5-3	4	0	1	0	0	0	0
Steve Yeager, R (1, 2) OBP: 0.316, SLG: 0.355			4-2 FC6-4 BB	2-3 ③ K			1-2 ① 4-3		0-3 ② K	3	0	0	0	1	2	2
Bill Russell, R (1, 6) OBP: 0.275, SLG: 0.234			1-2 ① FC6-4 1B SH1-4 1-2f		0-1 2B 4-3 1B		2-3 ② K		0-0 BB HR 1B	4	2	2	0	0	1	1
Don Sutton, R (1, 1) OBP: 0.171, SLG: 0.125			1-0 ② SH1-4 1-2		0-2 ① F3		2-2 ③ G3		4-2 1-2 HR BB	1	0	0	0	0	0	1
Charlie Hough, R (5, 1)										0	0	0	0	0	0	0
Leron Lee, L (7, PH) OBP: 0.255, SLG: 0.184										1	0	0	0	0	0	0
Stan Wall, L (7, 1)										0	0	0	0	0	0	0
Lee Lacy, R (9, PH) OBP: 0.384, SLG: 0.490										0	1	0	0	1	0	0
Inning Stats	R: 0 E: 0 K: 1 S: 10 H: 0 LOB: 0 BB: 0 P: 17	R: 0 E: 0 K: 1 S: 8 H: 0 LOB: 0 BB: 0 P: 10	R: 0 E: 0 K: 0 S: 13 H: 1 LOB: 2 BB: 1 P: 21	R: 0 E: 0 K: 3 S: 13 H: 1 LOB: 2 BB: 1 P: 24	R: 1 E: 0 K: 0 S: 12 H: 2 LOB: 1 BB: 0 P: 19	R: 0 E: 0 K: 1 S: 8 H: 0 LOB: 0 BB: 0 P: 12	R: 0 E: 0 K: 1 S: 9 H: 0 LOB: 0 BB: 0 P: 14	R: 0 E: 1 K: 1 S: 7 H: 0 LOB: 2 BB: 2 P: 18	R: 3 E: 0 K: 1 S: 19 H: 3 LOB: 1 BB: 1 P: 27	1B: 5 2B: 1 3B: 0 HR: 1 SF: 0 SAC: 1 DP: 0 HBP: 0	WP: 0 PB: 0 SB: 0 CS: 0 PA: 39					

PITCHER	IP	WLS	BF	H	R	ER	SO	BB	IBB	HBP	BLK	WP	HR	S	P	ERA	WHIP
Steve Rogers, R (1, 1) ERA: 3.09	9.0	W	39	7	4	4	9	5	0	0	0	0	1	99	162	4.00	1.333

PITCHER	IP	WLS	BF	H	R	ER	SO	BB	IBB	HBP	BLK	WP	HR	S	P	ERA	WHIP

TOP

Los Angeles Dodgers @ Montreal Expos

Jarry Park, Montreal, QB

Fri Aug 15 1975, 7:05 PM EDT

Att. 16,574 - Unknown - 74 F

livebaseballscorecards.com

AB	33
R	4
H	7
RBI	4
BB	5
SO	9
LOB	13

BOTTOM

Los Angeles Dodgers @ Montreal Expos

Jarry Park, Montreal, QB

Fri Aug 15 1975, 7:05 PM EDT

Att. 16,574 - Unknown - 74 F

livebaseballscorecards.com

Batter	1	2	3	4	5	6	7	8	9	AB	R	H	RBI	BB	SO	LOB
Jim Dwyer, L (1, 7) OBP: 0.324, SLG: 0.355 Bob Bailey, R (7, PH) OBP: 0.384, SLG: 0.356 Tony Scott, S (8, 7) OBP: 0.259, SLG: 0.239	BBBB 4-0 SH3 1B BB	BSSC 1-3 ③ K			X 0-0 ① SH5-4 1-2	SSS 0-3 ① K	BBX 2-0 ③ FC5-4 1-2f			2 1 0	1 0 0	0 0 0	0 0 0	1 0 0	2 0 0	1 1 0
Tim Foli, R (1, 6) OBP: 0.289, SLG: 0.297	X 0-0 ① SH3 1-2		X 0-0 ① F7		SX 0-1 ② 6-3 2-3	SSX 0-2 1B 1B		BX 1-0 ① F9		4	0	1	0	0	0	1
Mike Jorgensen, L (1, 3) OBP: 0.360, SLG: 0.389	SBBSTBB 4-2 1B BB		BSSSBFX 2-2 ② 1-3		BBBSB 4-1 2B 2B BB	SBSX 1-2 1-2 1B		SBSFBC 2-3 ② K		3	1	1	0	2	1	0
Larry Biittner, L (1, 8) OBP: 0.388, SLG: 0.412 Pepe Mangual, R (8, PH) OBP: 0.329, SLG: 0.353 (9, 8)	BBX 2-0 G6-4-3 1-3 2-H 1B		BBX 2-0 2B		SBX 1-1 2B 1-3 3-H 2B	X 0-0 ② F8		BSX 1-1 1B		4 1	1 0	3 1	2 0	0 0	0 0	2 0
Larry Parrish, R (1, 5) OBP: 0.318, SLG: 0.430	BBSSSX 2-2 ②③ G6-4-3 1-2f		BSSX 1-2 ③ F7		BSBX 2-1 E 2-H 3-H 2B	SBX 1-1 ③ F7		SBBSFFBFX 3-2 ③ 6-3		5	1	1	2	0	0	6
Pete Mackanin, R (1, 4) OBP: 0.306, SLG: 0.410		SSS 0-3 ① K2-3		X 0-0 ① F3	X 0-0 E7 1B 2-H 1B		SSFBBBX 3-2 SF8 3B			4	2	2	1	0	1	0
Gary Carter, R (1, 9) OBP: 0.367, SLG: 0.437		BBBSSX 3-1 FC6-5 2B		BBSSSS 3-3 ② K	SSBBB 4-2 1B BB		BX 1-0 ① SF8 3-H			2	0	1	1	1	1	0
Barry Foote, R (1, 2) OBP: 0.233, SLG: 0.293		SSX 0-2 ② FC6-5 2-3 3B		X 0-0 ③ 6-3	BX 1-0 1-2 3-H 1B		BSBBX 3-1 ② F8			4	1	1	1	0	0	1
Steve Rogers, R (1, 1) OBP: 0.333, SLG: 0.275		BBSSBX 3-2 1-H 3B			BSSBBB 4-2 6-3 SH5-4 2B BB X 2-1 4-3		BBSSSBB 4-2 FC5-4 BB			2	1	1	1	2	0	2
Inning Stats	R: 1 H: 1 E: 0 LOB: 1 K: 0 BB: 2 S: 8 P: 20	R: 1 H: 2 E: 0 LOB: 1 K: 2 BB: 0 S: 14 P: 21	R: 0 H: 1 E: 0 LOB: 1 K: 0 BB: 0 S: 10 P: 15	R: 0 H: 0 E: 0 LOB: 0 K: 1 BB: 0 S: 5 P: 8	R: 5 H: 4 E: 1 LOB: 2 K: 0 BB: 3 S: 16 P: 34	R: 0 H: 2 E: 0 LOB: 2 K: 1 BB: 0 S: 12 P: 14	R: 1 H: 1 E: 0 LOB: 1 K: 0 BB: 1 S: 10 P: 23	R: 0 H: 1 E: 0 LOB: 1 K: 1 BB: 0 S: 13 P: 20		1B: 6 SF: 1 2B: 4 SAC: 2 3B: 2 DP: 1 HR: 0 HBP: 0				WP: 0 PA: 41 PB: 0 SB: 0 CS: 0		

	AB	32
	R	8
	H	12
	RBI	8
	BB	6
	SO	5
	LOB	14

PITCHER		IP	WLS	BF	H	R	ER	SO	BB	IBB	HBP	BLK	WP	HR	S	P	ERA	WHIP
Don Sutton, R ERA: 2.61	(1, 1)	4.2	L	26	8	7	7	3	5	0	0	0	0	0	51	94	13.50	2.786
Charlie Hough, R ERA: 4.18	(5, 1)	1.1		6	2	0	0	1	0	0	0	0	0	0	14	18	0.00	1.500
Stan Wall, L ERA: 1.8	(7, 1)	2.0		9	2	1	1	1	1	0	0	0	0	0	23	43	4.50	1.500

PITCHER	IP	WLS	BF	H	R	ER	SO	BB	IBB	HBP	BLK	WP	HR	S	P	ERA	WHIP

Batter	1	2	3	4	5	6	7	8	9	10	AB	R	H	RBI	BB	SO	LOB
Davey Lopes, R (1, 4) OBP: 0.358, SLG: 0.360	K		1-4-3		5-3		5-3			WP, SH1-4, 1B	5	0	1	0	0	1	2
Bill Buckner, L (1, 7) OBP: 0.284, SLG: 0.357	1-3		F7		2-H, HR			4-3		SH1-4, 1-2	4	1	1	2	0	0	0
Jimmy Wynn, R (1, 8) OBP: 0.408, SLG: 0.434	BB			E5, E	F5			1B, BB		F5	3	0	0	0	2	0	1
Steve Garvey, R (1, 3) OBP: 0.347, SLG: 0.475	K			E6, 1-2		5-3		F8		K, 2-3	5	0	0	0	0	2	4
Willie Crawford, L (1, 9) OBP: 0.346, SLG: 0.385		E4, FC6-4		F2		4-3		1B, 1-3			4	0	1	0	0	0	2
Ron Cey, R (1, 5) OBP: 0.348, SLG: 0.427		F8		F3		F8			E6, 4-3, SH1-4		4	0	0	0	0	0	3
Steve Yeager, R (1, 2) OBP: 0.317, SLG: 0.355		FC6-4, 1-2f		K			SH1-4, 1B		SH1-4, 1-2		3	0	1	0	0	1	3
Bill Russell, R (1, 6) OBP: 0.277, SLG: 0.237 Leron Lee, L (9, PH) OBP: 0.250, SLG: 0.180 Rick Auerbach, R (9, 6) OBP: 0.294, SLG: 0.265		5-3			HR, SH1-4, 1B		SH1-4, 1-2		4-3, 2-3		2 1 0	1 0 0	1 0 0	0 0 0	0 0 0	0 0 0	1 1 0
Andy Messersmith, R (1, 1) OBP: 0.228, SLG: 0.226 Manny Mota, R (9, PH) OBP: 0.354, SLG: 0.286 Mike Marshall, R (9, 1) OBP: 0.071, SLG: 0.071			3-1		SH1-4, 1-2		F7		1-3		2 1 0	0 0 0	0 0 0	0 0 0	0 0 0	0 0 0	1 1 0
Inning Stats	R: 0 E: 0 K: 2 S: 10 H: 0 LOB: 1 BB: 1 P: 18	R: 0 E: 1 K: 0 S: 9 H: 0 LOB: 1 BB: 0 P: 13	R: 0 E: 0 K: 0 S: 10 H: 0 LOB: 0 BB: 0 P: 13	R: 0 E: 2 K: 1 S: 8 H: 0 LOB: 2 BB: 0 P: 12	R: 2 E: 0 K: 0 S: 10 H: 2 LOB: 0 BB: 0 P: 16	R: 0 E: 0 K: 0 S: 5 H: 0 LOB: 0 BB: 0 P: 5	R: 0 E: 0 K: 0 S: 5 H: 1 LOB: 1 BB: 0 P: 7	R: 0 E: 0 K: 0 S: 6 H: 1 LOB: 2 BB: 1 P: 13	R: 0 E: 1 K: 0 S: 7 H: 0 LOB: 1 BB: 0 P: 10	R: 0 E: 0 K: 1 S: 9 H: 1 LOB: 1 BB: 0 P: 11	1B: 4 2B: 0 3B: 0 HR: 1 SF: 0 SAC: 4 DP: 0 HBP: 0						

PITCHER	IP	WLS	BF	H	R	ER	SO	BB	IBB	HBP	BLK	WP	HR	S	P	ERA	WHIP
Don Carrithers, R (1, 1) ERA: 2.91	8.0		32	4	2	2	3	2	0	0	0	0	1	63	97	2.25	0.750
Dale Murray, R (9, 1) ERA: 3.75	2.0	W	8	1	0	0	1	0	0	0	0	1	0	16	21	0.00	0.500

PITCHER	IP	WLS	BF	H	R	ER	SO	BB	IBB	HBP	BLK	WP	HR	S	P	ERA	WHIP

TOP

Los Angeles Dodgers @ Montreal Expos

Jarry Park, Montreal, QB

Sat Aug 16 1975, 7:05 PM EDT
Att. 21,682 - Unknown - 79 F

livebaseballscorecards.com

AB	34
R	2
H	5
RBI	2
BB	2
SO	4
LOB	19

WP: 1 PA: 40
PB: 0
SB: 0
CS: 0

Batter	1	2	3	4	5	6	7	8	9	10	AB	R	H	RBI	BB	SO	LOB
Jim Dwyer, L (1, 7) OBP: 0.327, SLG: 0.357	B B S B S F X 3-2 F9 ①			S S B F B F F B C 3-3 K ①		B B B S X 3-1 F8 ③		S B S F X 1-2 1B 3-H		B B X 2-0 1B 1-2 2-H	5	0	2	2	0	1	0
Tim Foli, R (1, 6) OBP: 0.289, SLG: 0.297	S B B X 2-1 F6 ②			B S X 1-1 F3 ②			S B X 1-1 1B 4-3 1B	X 0-0 F6 ③			4	1	1	0	0	0	1
Mike Jorgensen, L (1, 3) OBP: 0.362, SLG: 0.388	B B S B B X 3-1 F8 ③			S B S B B B X 3-2 S 1B			B S B B X 3-1 F5 ①		B B B B 4-0 SH1-4 BB		3	0	1	0	1	0	1
Larry Biittner, L (1, 8) OBP: 0.387, SLG: 0.411		S B B X 2-1 4-3 ①		S B S S X 1-2 6-3 ③ 1-2			B B S S X 2-2 4-3 1B 1-3		X 0-0 SH1-4 ① 1-2		3	0	1	0	0	0	1
Larry Parrish, R (1, 5) OBP: 0.315, SLG: 0.425		S S S 0-3 K ②	X 0-0 5-3 ①				S S B F F F X 1-2 4-3 ② 1-2 3-H		B S S S 1-3 K ②		4	0	0	1	0	2	2
Pete Mackanin, R (1, 4) OBP: 0.305, SLG: 0.406		B X 1-0 P5 ③	S X 0-1 1-3 ②				S X 0-1 6-3 ③		B S B B S B 4-2 BB		3	0	0	0	1	0	1
Gary Carter, R (1, 9) OBP: 0.365, SLG: 0.435		B X 1-0 F9 ①	S B B X 2-1 5-3 ③					B S S S X 1-2 6-3 SH1-4 1B	B S S S B B F F C 3-3 K ③		4	1	1	0	0	1	2
Barry Foote, R (1, 2) OBP: 0.234, SLG: 0.297 Tony Scott, S (10, PR) OBP: 0.259, SLG: 0.239		X 0-0 F9 ②				S B S S X 1-2 6-3 ①		X 0-0 SH1-4 ① 1-2		B B X 2-0 1B 2B	3 0	0 1	1 0	0 0	0 0	0 0	0 0
Don Carrithers, R (1, 1) OBP: 0.111, SLG: 0.222 Bob Bailey, R (8, PH) OBP: 0.382, SLG: 0.354 Dale Murray, R (9, 1) OBP: 0.333, SLG: 0.143 Jim Lyttle, L (10, PH) OBP: 0.278, SLG: 0.133		B B S X 2-1 2-3 ③				X 0-0 P6 ②		S S B X 1-2 6-3 ② 2-3		B B B B 4-0 1B IBB	2 1 0 0	0 0 0 0	0 0 0 0	0 0 0 1	0 0 0 0	0 0 0 0	0 1 0 0
Inning Stats	R: 0 H: 0 E: 0 LOB: 0 K: 0 BB: 0 S: 8 P: 16	R: 0 H: 0 E: 0 LOB: 0 K: 1 BB: 0 S: 6 P: 9	R: 0 H: 0 E: 0 LOB: 0 K: 0 BB: 0 S: 4 P: 7	R: 0 H: 1 E: 0 LOB: 1 K: 1 BB: 0 S: 14 P: 22	R: 0 H: 0 E: 0 LOB: 0 K: 0 BB: 0 S: 5 P: 7	R: 0 H: 0 E: 0 LOB: 0 K: 0 BB: 0 S: 6 P: 10	R: 1 H: 2 E: 0 LOB: 1 K: 0 BB: 0 S: 15 P: 22	R: 1 H: 2 E: 0 LOB: 1 K: 0 BB: 0 S: 12 P: 15	R: 0 H: 0 E: 0 LOB: 2 K: 2 BB: 2 S: 11 P: 23	R: 1 H: 2 E: 0 LOB: 2 K: 0 BB: 1 S: 2 P: 10	1B: 6 2B: 1 3B: 0 HR: 0	SF: 0 SAC: 2 DP: 0 HBP: 0					

PITCHER	IP	WLS	BF	H	R	ER	SO	BB	IBB	HBP	BLK	WP	HR	S	P	ERA	WHIP
Andy Messersmith, R (1, 1) ERA: 2.14	8.0		29	5	2	2	2	0	0	0	0	0	0	70	108	2.25	0.625
Mike Marshall, R (9, 1) ERA: 3.19	1.0	L	8	2	1	1	2	2	1	0	0	0	0	13	33	9.00	4.000

PITCHER	IP	WLS	BF	H	R	ER	SO	BB	IBB	HBP	BLK	WP	HR	S	P	ERA	WHIP

BOTTOM

Los Angeles Dodgers @ Montreal Expos

Jarry Park, Montreal, QB

Sat Aug 16 1975, 7:05 PM EDT

Att. 21,682 - Unknown - 79 F

livebaseballscorecards.com

AB	32
R	3
H	7
RBI	3
BB	3
SO	4
LOB	9

WP: 0 PA: 37
PB: 0
SB: 1
CS: 0

Batter	1	2	3	4	5	6	7	8	9	AB	R	H	RBI	BB	SO	LOB
Davey Lopes, R (1, 8) OBP: 0.359, SLG: 0.361	S B S S 1-3 ① K2-3	B S S F B B X 3-2 ② 5-3			S B X 1-1 ① 5-3		S B B X 2-1 6-3 1-3 1B		S S X 0-2 4-1 2-H 1B	5	0	2	1	0	1	1
Bill Buckner, L (1, 7) OBP: 0.279, SLG: 0.351	B S X 1-1 ② 1-3	X 0-0 ③ F9			S S X 0-2 ② F2		S B X 1-1 ① 1-3 1-2		X 0-0 ② 4-1 1-2	5	0	0	0	0	0	3
Lee Lacy, R (1, 4) OBP: 0.379, SLG: 0.500	X 0-0 HR		S X 0-1 E3 G4-3-6		X 0-0 ③ 6-3		B X 1-0 ② 6-3 2-3		X 0-0 ③ F9	5	1	1	1	0	0	2
Steve Garvey, R (1, 3) OBP: 0.346, SLG: 0.473	B S B X 2-1 ③ F2		X 0-0 ① ② G4-3-6 1-2f			X 0-0 BB 1B FC5-2 1B	B S X 1-1 ③ 5-3			4	0	1	0	0	0	2
Willie Crawford, L (1, 9) OBP: 0.352, SLG: 0.388		X 0-0 BB 2B 1B	S B B S B B 4-2 FC6-4 BB			B B S S X 2-1 FC5-2 BB 1-2 1B		S B S S 1-3 ① K		3	1	2	0	1	1	0
Ron Cey, R (1, 5) OBP: 0.351, SLG: 0.427		B B S B B 4-1 2B E 1-2 BB	S X 0-1 ③ FC6-4 1-2f			B S B S B B 4-2 FC5-2 1-2 2-3 BB		S B B X 2-1 G3-6-3 1B		2	1	1	0	2	0	1
Steve Yeager, R (1, 2) OBP: 0.319, SLG: 0.358		S B B X 2-1 E 1-3 2-H 2B	B B B S B 4-1 CS BB			S S X 0-2 ① FC5-2 1-2 2-3 3-Hf		B X 1-0 ② ③ G3-6-3 1-2f		3	1	1	1	1	0	4
Bill Russell, R (1, 6) OBP: 0.282, SLG: 0.239		B X 1-0 E8 SH3-4 2-H 3-H 1B	S X 0-1 ① ② 6-3 1-2			S B X 1-1 ② P4			S B B S B F B 4-2 SH1-4 1B BB	3	1	1	2	1	0	4
Doug Rau, L (1, 1) OBP: 0.239, SLG: 0.177 Mike Marshall, R (8, 1) OBP: 0.071, SLG: 0.071		S X 0-1 ① SH3-4 2-3	S B S X 1-2 ③ 4-3			S S S 0-3 ③ K			X 0-0 ① SH1-4 1-2	2 0	0 0	0 0	0 0	0 0	1 0	3 0
Inning Stats	R: 1 H: 1 E: 0 LOB: 0 K: 1 BB: 0 S: 8 P: 12	R: 3 H: 3 E: 1 LOB: 1 K: 0 BB: 1 S: 12 P: 22	R: 0 H: 0 E: 1 LOB: 1 K: 0 BB: 1 S: 7 P: 11	R: 0 H: 0 E: 0 LOB: 0 K: 0 BB: 1 S: 6 P: 11	R: 0 H: 0 E: 0 LOB: 0 K: 0 BB: 0 S: 6 P: 7	R: 0 H: 2 E: 0 LOB: 3 K: 1 BB: 1 S: 13 P: 20	R: 0 H: 1 E: 0 LOB: 1 K: 0 BB: 0 S: 7 P: 12	R: 0 H: 1 E: 0 LOB: 0 K: 1 BB: 0 S: 6 P: 10	R: 1 H: 1 E: 0 LOB: 1 K: 0 BB: 1 S: 9 P: 13	1B: 7 SF: 0 2B: 1 SAC: 2 3B: 0 DP: 2 HR: 1 HBP: 0						WP: 0 PA: 39 PB: 0 SB: 0 CS: 1

PITCHER		IP	WLS	BF	H	R	ER	SO	BB	IBB	HBP	BLK	WP	HR	S	P	ERA	WHIP
Steve Renko, R ERA: 4.59	(1, 1)	7.0	L	31	7	4	4	2	4	0	0	0	0	1	59	95	5.14	1.571
Donald DeMola, R ERA: 4.4	(8, 1)	1.0		3	1	0	0	1	0	0	0	0	0	0	6	10	0.00	1.000
Dale Murray, R ERA: 3.82	(9, 1)	1.0		5	1	1	1	0	1	0	0	0	0	0	9	13	9.00	2.000

PITCHER	IP	WLS	BF	H	R	ER	SO	BB	IBB	HBP	BLK	WP	HR	S	P	ERA	WHIP

TOP

Los Angeles Dodgers @ Montreal Expos

Jarry Park, Montreal, QB

Sun Aug 17 1975, 3:33 AM EDT
Att. 19,125 - Unknown - 75 F

livebaseballscorecards.com

AB	32
R	5
H	9
RBI	5
BB	5
SO	3
LOB	20

BOTTOM

Los Angeles Dodgers @ Montreal Expos

Jarry Park, Montreal, QB

Sun Aug 17 1975, 3:33 AM EDT

Att. 19,125 - Unknown - 75 F

livebaseballscorecards.com

Batter	1	2	3	4	5	6	7	8	9	AB	R	H	RBI	BB	SO	LOB
Pepe Mangual, R (1, 8) OBP: 0.328, SLG: 0.350	4-0 E 5-3 BB		2-1 6-3 ①		0-3 K ②		3-2 6-3 ③		1-1 F7 ②	4	1	0	0	1	1	1
Tim Foli, R (1, 6) OBP: 0.288, SLG: 0.294	0-0 5-3 ① 1-2		0-2 F8 ②		1-2 F8 ③			4-2 HR BB	0-0 4-3 ③	4	1	0	0	1	0	1
Gary Carter, R (1, 9) OBP: 0.369, SLG: 0.445	4-2 E BB		0-2 1B			2-2 F8 ①		2-1 1-H HR		3	1	2	2	1	0	0
Jose Morales, R (1, 3) OBP: 0.364, SLG: 0.411 Mike Jorgensen, L (8, PH) OBP: 0.363, SLG: 0.388 (9, 3)	1-0 F8 ② 1-3 2-H		1-1 F8 ③			2-1 F9 ②		4-2 FC5 SH3-4 BB		3 0	0 0	0 0	0 0	0 1	0 0	2 0
Bob Bailey, R (1, 7) OBP: 0.386, SLG: 0.356 Jim Dwyer, L (8, PH) OBP: 0.327, SLG: 0.357 (9, 7)	4-1 BB			1-0 E5		1-2 FC6 1B		0-1 SH3-4 ① 1-2		2 0	0 0	1 0	0 0	1 0	0 0	0 0
Larry Parrish, R (1, 5) OBP: 0.314, SLG: 0.423	2-2 L5 ③			2-2 L8 ①		1-1 FC6 ③ 1-2f		2-1 FC5 1B		4	0	1	0	0	0	4
Pete Mackanin, R (1, 4) OBP: 0.301, SLG: 0.401		3-2 P4 ①		2-1 F8 ②			0-1 F4 ①	0-0 FC5 ② 1-2 2-3f		4	0	0	0	0	0	3
Barry Foote, R (1, 2) OBP: 0.234, SLG: 0.296		2-0 P6 ②		0-0 F8 ③			0-2 1-3 1B	0-2 F7 ③		4	0	1	0	0	0	3
Steve Renko, R (1, 1) OBP: 0.333, SLG: 0.368 Nate Colbert, R (7, PH) OBP: 0.227, SLG: 0.279 Donald DeMola, R (8, 1) Dale Murray, R (9, 1) OBP: 0.333, SLG: 0.143 Larry Biittner, L (9, PH) OBP: 0.386, SLG: 0.410		2-3 K ③			2-3 K ①		2-2 1-3 ② 1-2		3-3 K ①	2 1 0 0 1	0 0 0 0 0	0 0 0 0 0	0 0 0 0 0	2 0 0 0 1	0 0 0 0 0	0 1 0 0 0
Inning Stats	R: 1 H: 0 E: 1 LOB: 2 K: 0 BB: 3 S: 10 P: 25	R: 0 H: 0 E: 0 LOB: 0 K: 1 BB: 0 S: 10 P: 17	R: 0 H: 1 E: 0 LOB: 1 K: 0 BB: 0 S: 10 P: 13	R: 0 H: 0 E: 1 LOB: 1 K: 0 BB: 0 S: 7 P: 12	R: 0 H: 0 E: 0 LOB: 0 K: 2 BB: 0 S: 9 P: 12	R: 0 H: 1 E: 0 LOB: 1 K: 0 BB: 0 S: 10 P: 16	R: 0 H: 1 E: 0 LOB: 1 K: 0 BB: 0 S: 12 P: 17	R: 2 H: 2 E: 0 LOB: 2 K: 0 BB: 2 S: 14 P: 26	R: 0 H: 0 E: 0 LOB: 0 K: 1 BB: 0 S: 6 P: 10	1B: 4 2B: 0 3B: 0 HR: 1	SF: 0 SAC: 1 DP: 0 HBP: 0					

AB	32
R	3
H	5
RBI	2
BB	5
SO	4
LOB	15

PITCHER		IP	WLS	BF	H	R	ER	SO	BB	IBB	HBP	BLK	WP	HR	S	P	ERA	WHIP
Doug Rau, L ERA: 3.44	(1, 1)	7.0	W	30	4	3	2	3	4	0	0	0	0	1	72	122	2.57	1.143
Mike Marshall, R ERA: 3.13	(8, 1)	2.0	S	8	1	0	0	1	1	0	0	0	0	0	16	26	0.00	1.000

PITCHER	IP	WLS	BF	H	R	ER	SO	BB	IBB	HBP	BLK	WP	HR	S	P	ERA	WHIP

Batter	1	2	3	4	5	6	7	8	9	AB	R	H	RBI	BB	SO	LOB
Johnny Grubb, L (1, 8) OBP: 0.359, SLG: 0.387	BB		1B SF9 BB	K			4-3			2	1	0	0	2	1	0
Tito Fuentes, S (1, 4) OBP: 0.296, SLG: 0.333	F8		1B 1-3 1B		E 1B 1B		6-3			4	0	2	0	0	0	1
Hector Torres, R (1, 6) OBP: 0.313, SLG: 0.350	F5		SF9 3-H		E6 G6-4-3 1-3 1B			B1-6-3 1B		3	0	2	1	0	0	1
Willie McCovey, L (1, 3) OBP: 0.326, SLG: 0.411	1-2 BB		F7		K			B1-6-3 1-2f		3	0	0	0	1	1	4
Dave Winfield, R (1, 9) OBP: 0.348, SLG: 0.407	5-3		S 1-3 1B		G6-4-3 1-2f			K		4	0	1	0	0	1	4
Dick Sharon, R (1, 7) OBP: 0.336, SLG: 0.333		K	1-2 BB			K			F7	3	0	0	0	1	2	0
Ted Kubiak, S (1, 5) OBP: 0.288, SLG: 0.247		1B 2B	K			5-3			BB	3	0	1	0	1	1	3
Fred Kendall, R (1, 2) OBP: 0.259, SLG: 0.239		2-H 1B		5-3		F8			K	3	0	1	0	0	0	0
Gene Locklear, L (9, PH) OBP: 0.363, SLG: 0.429										1	0	0	0	0	1	1
Dan Spillner, R (1, 1) OBP: 0.293, SLG: 0.200		K		K			K		4-3	3	0	0	0	0	3	1
Dave Tomlin, L (7, 1) OBP: 0.500, SLG: 0.250										0	0	0	0	0	0	0
Bill Greif, R (8, 1)										0	0	0	0	0	0	0
Bobby Tolan, L (9, PH) OBP: 0.290, SLG: 0.331										1	0	0	0	0	0	1

Inning Stats	1	2	3	4	5	6	7	8	9
	R: 0 H: 0 E: 0 LOB: 2 K: 0 BB: 2 S: 8 P: 18	R: 0 H: 2 E: 0 LOB: 1 K: 2 BB: 0 S: 13 P: 23	R: 1 H: 2 E: 0 LOB: 3 K: 1 BB: 2 S: 11 P: 28	R: 0 H: 0 E: 0 LOB: 0 K: 2 BB: 0 S: 10 P: 14	R: 0 H: 2 E: 1 LOB: 1 K: 1 BB: 0 S: 10 P: 15	R: 0 H: 0 E: 0 LOB: 0 K: 1 BB: 0 S: 7 P: 12	R: 0 H: 0 E: 0 LOB: 0 K: 1 BB: 0 S: 5 P: 9	R: 0 H: 1 E: 0 LOB: 0 K: 1 BB: 0 S: 8 P: 11	R: 0 H: 0 E: 0 LOB: 1 K: 1 BB: 1 S: 8 P: 15

| | | | | | | | | | |

BOTTOM

San Diego Padres @ Montreal Expos

Jarry Park, Montreal, QB

Mon Aug 18 1975, 7:05 PM EDT

Unknown - 75 F

Batter	1	2	3	4	5	6	7	8	9	AB	R	H	RBI	BB	SO	LOB
Jim Lyttle, L (1, 8) OBP: 0.391, SLG: 0.263	4-1 BB BB BB	1-2 3-1			1-2 G4-6-3 1B		1-2 F5 1B 1-3	1-0 WP 1B 1B 3-H		4	0	3	1	1	0	1
Jim Dwyer, L (1, 7) OBP: 0.330, SLG: 0.353	4-1 BB BB 1-2		1-2 L9		1-0 F5		2-1 F5 1-2	1-2 WP 1B 1-2		4	0	1	0	1	0	3
Mike Jorgensen, L (1, 3) OBP: 0.369, SLG: 0.387	4-2 BB 1-2 2-3		4-2 BB		3-2 G4-6-3 1-2f		4-1 BB	4-0 FC5-4 IBB 1-2 2-3		1	0	0	0	4	0	1
Larry Biittner, L (1, 9) OBP: 0.385, SLG: 0.406 Gary Carter, R (7, PH) OBP: 0.367, SLG: 0.442 (8, 9)	3-3 K		4-0 BB 1-2			1-1 3-1	0-0 G3	1-0 FC5-4 1-2f		2 2	0 0	0 0	0 0	1 0	1 0	3 6
Larry Parrish, R (1, 5) OBP: 0.313, SLG: 0.421	1-0 L8		1-3 K			1-1 2B 1B		0-2 4-3		4	1	1	0	0	1	5
Pete Mackanin, R (1, 4) OBP: 0.301, SLG: 0.402	2-2 F9		1-0 F4			0-1 2B 1-H		0-0 F9		4	0	1	1	0	0	5
Barry Foote, R (1, 2) OBP: 0.237, SLG: 0.298		0-0 SH5-3 1B		0-0 G6-3 1B		2-3 K		3-2 E6 BB 1B		4	1	2	0	0	1	0
Pepe Frias, R (1, 6) OBP: 0.171, SLG: 0.156 Bob Bailey, R (7, PH) OBP: 0.384, SLG: 0.354 Tim Foli, R (8, 6) OBP: 0.289, SLG: 0.294		0-0 SH5-3 1-2		0-1 G6-3 1-2f			3-2 F5	4-2 1B E BB 1-2		1 1 0	0 0 1	0 0 0	0 0 0	0 0 1	0 0 0	1 0 0
Dan Warthen, S (1, 1) OBP: 0.143, SLG: 0.111 Jose Morales, R (8, PH) OBP: 0.370, SLG: 0.418 Fred Scherman, L (9, 1) OBP: 0.125, SLG: 0.133 Dale Murray, R (9, 1) OBP: 0.333, SLG: 0.143		3-3 K		0-0 F9			0-0 1B 1B	1-1 E2 1B 1B 1-H 2-H		3 1 0 0	0 1 0 0	1 1 0 0	0 1 0 0	0 0 0 0	1 0 0 0	1 0 0 0
Inning Stats	R: 0 E: 0 K: 1 S: 12 H: 0 LOB: 3 BB: 3 P: 30	R: 0 E: 0 K: 1 S: 10 H: 1 LOB: 1 BB: 0 P: 14	R: 0 E: 0 K: 1 S: 10 H: 0 LOB: 2 BB: 2 P: 21	R: 0 E: 0 K: 0 S: 4 H: 1 LOB: 0 BB: 0 P: 4	R: 0 E: 0 K: 0 S: 8 H: 1 LOB: 0 BB: 0 P: 13	R: 1 E: 0 K: 1 S: 9 H: 2 LOB: 0 BB: 0 P: 13	R: 0 E: 0 K: 0 S: 12 H: 2 LOB: 3 BB: 1 P: 22	R: 3 E: 2 K: 0 S: 17 H: 3 LOB: 3 BB: 2 P: 32		1B: 9 2B: 1 3B: 0 HR: 0 SF: 0 SAC: 1 DP: 2 HBP: 0						

livebaseballscorecards.com

AB	31
R	4
H	10
RBI	3
BB	8
SO	4
LOB	26

WP: 1 PB: 0 SB: 0 CS: 0 PA: 40

PITCHER		IP	WLS	BF	H	R	ER	SO	BB	IBB	HBP	BLK	WP	HR	S	P	ERA	WHIP
Dan Spillner, R ERA: 4.39	(1, 1)	6.2		30	7	1	1	4	6	0	0	0	0	0	64	116	1.35	1.950
Dave Tomlin, L ERA: 3.66	(7, 1)	1.0	L	5	0	2	1	0	1	0	0	0	0	0	10	17	9.00	1.000
Bill Greif, R ERA: 3.61	(8, 1)	0.1		5	3	1	0	0	0	1	0	0	1	0	8	16	0.00	9.000

PITCHER	IP	WLS	BF	H	R	ER	SO	BB	IBB	HBP	BLK	WP	HR	S	P	ERA	WHIP

Batter	1	2	3	4	5	6	7	8	9	AB	R	H	RBI	BB	SO	LOB
Johnny Grubb, L (1, 8) OBP: 0.355, SLG: 0.382	F7	4-3		F8		K		3-1		5	0	0	0	0	1	2
Tito Fuentes, S (1, 4) OBP: 0.299, SLG: 0.335	E5		L5		E7			FC6-4		5	1	3	0	0	0	0
Hector Torres, R (1, 6) OBP: 0.308, SLG: 0.344	K		6-3		SH1-3-5	F8		FC6-4		4	0	0	0	0	1	3
Dave Winfield, R (1, 9) OBP: 0.353, SLG: 0.410			K		HBP		SH3-4		G3	4	3	3	0	1	0	0
Dick Sharon, R (1, 7) OBP: 0.349, SLG: 0.343					HBP		SH3-4		4-3	3	1	2	1	1	1	1
Bobby Tolan, L (1, 3) OBP: 0.296, SLG: 0.335				SH5-4	FC5				4-3	4	0	3	2	0	0	1
Ted Kubiak, S (1, 5) OBP: 0.296, SLG: 0.253	L5			SH5-4			F9		FC4-6	4	0	2	2	1	0	3
Bob Davis, R (1, 2) OBP: 0.200, SLG: 0.157		5-3		K	FC5		4-3		FC4-6	4	0	0	0	0	1	5
Gene Locklear, L (9, PH) OBP: 0.361, SLG: 0.426										1	0	0	0	0	0	2
Randy Hundley, R (9, 2) OBP: 0.286, SLG: 0.296										0	0	0	0	0	0	0
Rich Folkers, L (1, 1) OBP: 0.259, SLG: 0.240		K		SH5-4		6-3		4-3		3	0	0	0	0	1	0
Inning Stats	R: 2 E: 1 K: 1 S: 17 H: 3 LOB: 2 BB: 0 P: 25	R: 0 E: 0 K: 1 S: 7 H: 0 LOB: 0 BB: 0 P: 10	R: 0 E: 0 K: 1 S: 7 H: 1 LOB: 1 BB: 0 P: 12	R: 0 E: 0 K: 1 S: 10 H: 2 LOB: 2 BB: 0 P: 18	R: 2 E: 1 K: 0 S: 10 H: 2 LOB: 2 BB: 2 P: 25	R: 0 E: 0 K: 1 S: 8 H: 1 LOB: 1 BB: 0 P: 13	R: 1 E: 0 K: 0 S: 12 H: 2 LOB: 1 BB: 0 P: 15	R: 0 E: 0 K: 0 S: 6 H: 1 LOB: 1 BB: 0 P: 7	R: 0 E: 0 K: 0 S: 8 H: 1 LOB: 2 BB: 1 P: 14	1B: 13 2B: 1 3B: 0 HR: 0 SF: 0 SAC: 3 DP: 1 HBP: 1	WP: 0 PB: 0 SB: 1 CS: 0 PA: 44					

PITCHER		IP	WLS	BF	H	R	ER	SO	BB	IBB	HBP	BLK	WP	HR	S	P	ERA	WHIP
Woodie Fryman, L ERA: 2.98	(1, 1)	5.0	L	26	8	4	2	4	2	0	1	0	0	0	51	90	3.60	2.000
Donald DeMola, R ERA: 4.41	(6, 1)	2.0		9	3	1	1	1	0	0	0	0	0	0	20	28	4.50	1.500
Chuck Taylor, R ERA: 3.94	(8, 1)	2.0		9	2	0	0	0	0	1	0	0	0	0	14	21	0.00	1.000

PITCHER	IP	WLS	BF	H	R	ER	SO	BB	IBB	HBP	BLK	WP	HR	S	P	ERA	WHIP

TOP

San Diego Padres @ Montreal Expos

Jarry Park, Montreal, QB

Mon Aug 18 1975, 7:05 PM EDT

Att. 15,232 - Unknown

livebaseballscorecards.com

AB	37
R	5
H	13
RBI	5
BB	3
SO	5
LOB	17

Batter	1	2	3	4	5	6	7	8	9	AB	R	H	RBI	BB	SO	LOB
Pepe Mangual, R (1, 8) OBP: 0.329, SLG: 0.351	B S S C 1-3 ① K		B X 1-0 1B		B X 1-0 1-2 1B		S B X 1-1 ② 5-3			4	0	2	0	0	1	0
Tim Foli, R (1, 6) OBP: 0.287, SLG: 0.291	S S B S 1-3 ② K		X 0-0 ③ F6		X 0-0 ② F5		S X 0-1 ③ F4			4	0	0	0	0	1	3
Gary Carter, R (1, 9) OBP: 0.366, SLG: 0.439	B S S S 1-3 ③ K			S B B B B 4-1 FC6-4 BB	B S X 1-1 ③ F7			B S B X 2-1 ① F7		3	0	0	0	1	1	2
Jose Morales, R (1, 3) OBP: 0.365, SLG: 0.411		B S X 1-1 ① F9		S B B B B X 3-1 ① FC6-4 1-2f	X 0-0 2B E 1B			S B B B S X 3-2 ② 6-3		4	1	1	0	0	0	1
Bob Bailey, R (1, 7) OBP: 0.386, SLG: 0.359		X 0-0 ② F8		B B B S B 4-1 FC5-4 BB	B B X 2-0 E7 1-H G6-4-3 2B			S S B F B X 2-2 ③ 6-3		3	1	1	0	1	0	0
Larry Parrish, R (1, 5) OBP: 0.315, SLG: 0.423		X 0-0 2B		S S S 0-3 ② K	B B B 4-0 G6-4-3 BB				B S X 1-1 ① F4	3	0	1	0	1	1	2
Pete Mackanin, R (1, 4) OBP: 0.297, SLG: 0.397		B B B S S S 3-3 ③ K		X 0-0 ③ FC5-4 1-2f	S X 0-1 ① ② G6-4-3 1-2f 3-H				X 0-0 ② F7	4	0	0	0	0	1	4
Barry Foote, R (1, 2) OBP: 0.237, SLG: 0.298			X 0-0 ① F4		S B B X 2-1 1B 1B	B B X 2-0 ③ F8			X 0-0 ③ 5-3	4	0	1	0	0	0	0
Woodie Fryman, R (1, 1) OBP: 0.233, SLG: 0.262			S X 0-1 ② L7		S S F S 0-3 ① K		S B S S F S 2-3 ① K			1	0	0	0	0	0	0
Nate Colbert, R (5, PH) OBP: 0.226, SLG: 0.277										1	0	0	0	0	1	1
Donald DeMola, R (6, 1)										0	0	0	0	0	0	0
Steve Renko, R (7, PH) OBP: 0.326, SLG: 0.359										1	0	0	0	0	1	0
Chuck Taylor, R (8, 1)										0	0	0	0	0	0	0
Inning Stats	R: 0 E: 0 K: 3 S: 9 H: 0 LOB: 0 BB: 0 P: 12	R: 0 E: 0 K: 1 S: 7 H: 1 LOB: 1 BB: 0 P: 11	R: 0 E: 0 K: 0 S: 5 H: 1 LOB: 1 BB: 0 P: 6	R: 0 E: 1 K: 1 S: 8 H: 0 LOB: 2 BB: 2 P: 19	R: 0 E: 0 K: 1 S: 10 H: 2 LOB: 2 BB: 0 P: 14	R: 2 E: 1 K: 0 S: 5 H: 2 LOB: 0 BB: 1 P: 13	R: 0 E: 0 K: 1 S: 8 H: 0 LOB: 0 BB: 0 P: 11	R: 0 E: 0 K: 0 S: 9 H: 0 LOB: 0 BB: 0 P: 16	R: 0 E: 0 K: 0 S: 4 H: 0 LOB: 0 BB: 0 P: 5	1B: 4 2B: 2 3B: 0 HR: 0 SF: 0 SAC: 0 DP: 1 HBP: 0						

PITCHER	IP	WLS	BF	H	R	ER	SO	BB	IBB	HBP	BLK	WP	HR	S	P	ERA	WHIP
Rich Folkers, L (1, 1) ERA: 4.52	9.0	W	35	6	2	1	7	3	0	0	0	0	0	65	107	1.00	1.000

PITCHER	IP	WLS	BF	H	R	ER	SO	BB	IBB	HBP	BLK	WP	HR	S	P	ERA	WHIP

BOTTOM

San Diego Padres @ Montreal Expos

Jarry Park, Montreal, QB

Mon Aug 18 1975, 7:05 PM EDT

Att. 15,232 - Unknown

livebaseballscorecards.com

AB	32
R	2
H	6
RBI	0
BB	3
SO	7
LOB	13

PA: 35

Batter	1	2	3	4	5	6	7	8	9	AB	R	H	RBI	BB	SO	LOB
Johnny Grubb, L (1, 8) OBP: 0.352, SLG: 0.378	S S B S 1-3 K ①		S B B X 2-1 5-3 ③		B S B X 2-1 F8 ③		S S S 0-3 K ③		S B B B S X 3-2 4-3 ③	5	0	0	0	0	2	4
Tito Fuentes, S (1, 4) OBP: 0.303, SLG: 0.338	S S X 0-2 F8 ②			B B B S X 3-1 1-3 1B 1B		B S S F B B B 4-2 WP BB		B B B S F F X 3-2 FC6-4 1B		3	0	2	0	1	0	0
Hector Torres, R (1, 6) OBP: 0.303, SLG: 0.339	B X 1-0 6-3 ③			S S S 0-3 K ①		B S S S 1-3 K ① 1-2		S S X 0-2 FC6-4 F9 1B 1-2f ①		4	0	0	0	0	2	3
Willie McCovey, L (1, 3) OBP: 0.328, SLG: 0.412		B S B X 2-1 F8 ①		B B S S S F X 2-2 1-3 1-2 1B		B B S S S 2-3 K ②		B B B S S X 3-1 1-2 1B		4	0	2	0	0	1	1
Dave Winfield, R (1, 9) OBP: 0.352, SLG: 0.409		B S B S X 2-2 E6 4-3 1B		S S X 0-2 1-3 1-2 2-3 ②		B S S S B C 2-3 K ③		B S B B X 3-1 F9 2-3 ②		4	0	1	0	0	1	5
Bobby Tolan, L (1, 7) OBP: 0.296, SLG: 0.334		S B S X 1-2 4-3 2-3 ②		S S X 0-2 L8 ③			B S B S B X 3-2 1B 1B G1-2-3 1B	S S S 0-3 K ③		4	0	1	0	0	1	5
Ted Kubiak, S (1, 5) OBP: 0.306, SLG: 0.260		S X 0-1 1-3 ③			B B B S B 4-1 4-3 BB		B S B B B S X 3-2 G1-2-3 1B 1-2 1B		S S B B B X 2-2 G5-4-3 1B 1B	3	0	2	0	1	0	1
Bob Davis, R (1, 2) OBP: 0.220, SLG: 0.182			X 0-0 6-3 ①		B S B S B C 3-3 K ①		B S X 1-1 G1-2-3 1-2 2-3 1B		S B X 1-1 G5-4-3 1-2 1B	4	0	2	0	0	1	1
Joe McIntosh, S (1, 1) OBP: 0.265, SLG: 0.262 Gene Locklear, L (7, PH) OBP: 0.360, SLG: 0.424 Dave Tomlin, L (7, 1) OBP: 0.500, SLG: 0.250 Dick Sharon, R (9, PH) OBP: 0.346, SLG: 0.339			S B B S X 2-2 1-3 ②		B B S S S X 2-2 4-3 1-2 ②		X 0-0 G1-2-3 1-2 2-3 3-Hf ① ②		B B B S S S X 3-2 G5-4-3 1-2f 2-3 ① ②	2 1 0 1	0 0 0 0	0 0 0 0	0 0 0 0	0 0 0 0	0 0 0 0	1 3 0 2

Inning Stats	1	2	3	4	5	6	7	8	9
	R: 0 E: 0 K: 1 S: 7	H: 0 LOB: 0 BB: 0 P: 9	R: 0 E: 1 K: 0 S: 10	H: 1 LOB: 1 BB: 0 P: 15	R: 0 E: 0 K: 0 S: 6	H: 0 LOB: 0 BB: 0 P: 10	R: 0 E: 0 K: 1 S: 15	H: 2 LOB: 2 BB: 0 P: 20	R: 0 E: 0 K: 1 S: 9	H: 0 LOB: 1 BB: 1 P: 20	R: 0 E: 0 K: 3 S: 12	H: 0 LOB: 1 BB: 1 P: 21	R: 0 E: 0 K: 1 S: 12	H: 3 LOB: 2 BB: 0 P: 19	R: 0 E: 0 K: 1 S: 15	H: 2 LOB: 2 BB: 0 P: 24	R: 0 E: 0 K: 0 S: 11	H: 2 LOB: 1 BB: 0 P: 20

| | | |

BOTTOM

San Diego Padres @ Montreal Expos

Jarry Park, Montreal, QB

Tue Aug 19 1975, 7:05 PM EDT

Att. 12,114 - Unknown - 68 F

Batter	1	2	3	4	5	6	7	8	9	AB	R	H	RBI	BB	SO	LOB
Jim Lyttle, L (1, 8) OBP: 0.407, SLG: 0.273	3-2 E7 PB SH5-3 2B	0-0 1B			4-1 SH1-4 2B BB	2-2 ③ F8				3	2	1	0	1	0	0
Jim Dwyer, L (1, 7) OBP: 0.333, SLG: 0.350	0-0 ① SH5-3 1-2	0-0 ③ F9			0-0 ① SH1-4 1-2		4-1 G1-6-3 BB			1	0	0	0	1	0	1
Mike Jorgensen, L (1, 3) OBP: 0.367, SLG: 0.384	1-0 ② F8 2-3		1-0 ① F8		4-1 2B BB		1-1 ① B1			3	0	0	0	1	0	2
Larry Biittner, L (1, 9) OBP: 0.387, SLG: 0.409	4-0 2B BB		2-2 ② F8		1-2 ② ③ 1-3 2-H 2B		1-2 ② ③ G1-6-3 1-2f			3	1	1	1	1	0	1
Larry Parrish, R (1, 5) OBP: 0.317, SLG: 0.425	1-2 E 1-H 3-H 2B		1-2 ③ F4		4-0 IBB			1-0 ① 6-3		3	1	1	2	1	0	0
Pete Mackanin, R (1, 4) OBP: 0.297, SLG: 0.404	0-1 E6 2-H			0-0 ① 5-3	2-0 ② F5			0-0 HR		4	1	1	1	0	0	3
Tim Foli, R (1, 6) OBP: 0.284, SLG: 0.289	2-1 ③ 5-3			0-0 ② F7	0-2 ③ 4-3			2-0 ② F9		4	0	0	0	0	0	4
Barry Foote, R (1, 2) OBP: 0.237, SLG: 0.295		2-1 ① F9		4-2 FC6-4 BB		1-1 ① 5-3		0-1 E5		3	0	0	0	1	0	0
Steve Rogers, R (1, 1) OBP: 0.313, SLG: 0.255		1-3 ② K		0-0 ③ FC6-4 1-2f		0-1 ② F4		0-2 ③ G3		4	0	0	0	0	1	2
Inning Stats	R: 3 E: 2 K: 0 S: 12 H: 1 LOB: 1 BB: 1 P: 23	R: 0 E: 0 K: 1 S: 8 H: 1 LOB: 1 BB: 0 P: 11	R: 0 E: 0 K: 0 S: 8 H: 0 LOB: 0 BB: 0 P: 12	R: 0 E: 0 K: 0 S: 5 H: 0 LOB: 1 BB: 1 P: 9	R: 1 E: 0 K: 0 S: 10 H: 1 LOB: 3 BB: 3 P: 25	R: 0 E: 0 K: 0 S: 7 H: 0 LOB: 0 BB: 0 P: 10	R: 0 E: 0 K: 0 S: 6 H: 0 LOB: 0 BB: 1 P: 12	R: 1 E: 1 K: 0 S: 8 H: 1 LOB: 1 BB: 0 P: 11		1B: 1 2B: 2 3B: 0 HR: 1	SF: 0 SAC: 2 DP: 1 HBP: 0					

livebaseballscorecards.com

AB	28
R	5
H	4
RBI	4
BB	6
SO	1
LOB	13

WP: 0 PB: 1 SB: 0 CS: 0 PA: 36

PITCHER		IP	WLS	BF	H	R	ER	SO	BB	IBB	HBP	BLK	WP	HR	S	P	ERA	WHIP
Joe McIntosh, R ERA: 3.33	(1, 1)	6.0	L	28	3	4	1	1	4	1	0	0	0	0	50	90	1.50	1.167
Dave Tomlin, L ERA: 3.68	(7, 1)	2.0		8	1	1	1	0	1	0	0	0	0	1	14	23	4.50	1.000

PITCHER	IP	WLS	BF	H	R	ER	SO	BB	IBB	HBP	BLK	WP	HR	S	P	ERA	WHIP

Batter	1	2	3	4	5	6	7	8	9	AB	R	H	RBI	BB	SO	LOB
Enzo Hernandez, R (1, 6) OBP: 0.281, SLG: 0.267	F9	1-3			1B HR 1B	5-3	1-H 2-H 3-H 2B		L9	6	1	2	3	0	0	2
Tito Fuentes, S (1, 4) OBP: 0.306, SLG: 0.342	BB FC3-2 2B		4-3		1-2 HR 1B	2-3 1B	5-3			5	1	3	0	0	0	1
Gene Locklear, L (1, 7) OBP: 0.370, SLG: 0.444 Don Hahn, R (9, 8) OBP: 0.357, SLG: 0.190	FC3-2 BB BB		G3 HBP		1-H 2-H HR	1-2 3-H 1B		E4 BB 1B		3 0	1 0	2 0	4 0	1 0	0 0	0 0
Willie McCovey, L (1, 3) OBP: 0.329, SLG: 0.410	FC3-2 1-2 2-3 BB		G3 1-2		F9	F3		BB 1-2 1B		4	0	1	0	1	0	3
Dave Winfield, R (1, 9) OBP: 0.350, SLG: 0.405	FC3-2 1-2 2-3 3-Hf		4-3		L4		F8	G5-4-3 1-2 2-3 BB		4	0	0	0	1	0	4
Bobby Tolan, L (1, 8) OBP: 0.292, SLG: 0.330 (9, 7)	1-3			1-3	F7		F6	F4		5	0	0	0	0	0	6
Ted Kubiak, S (1, 5) OBP: 0.308, SLG: 0.260		K		1-3		2B 6-3 1B	BB 1B 2B BB	G5-4-3 1-2f		4	2	1	0	1	1	3
Fred Kendall, R (1, 2) OBP: 0.266, SLG: 0.247		6-3		BB		1B 1B 1-3 2B	BB 2B 1-2 1B		F3	4	2	2	0	1	0	0
Randy Jones, R (1, 1) OBP: 0.152, SLG: 0.156 Randy Hundley, R (6, PH) OBP: 0.285, SLG: 0.294 Jerry Johnson, R (6, 1) OBP: 0.100, SLG: 0.200 Dick Sharon, R (7, PH) OBP: 0.351, SLG: 0.339 Danny Frisella, L (7, 1)		1B		4-3		6-3 3-H	BB 1-2 2-3 2B BB		K	2 1 0 0 1	0 0 0 1 0	1 1 0 0 0	0 0 0 0 1	0 1 0 0 0	0 0 0 0 1	1 1 0 0 0
Inning Stats	R: 0 E: 0 K: 0 S: 11 H: 1 LOB: 3 BB: 2 P: 24	R: 0 E: 0 K: 1 S: 11 H: 1 LOB: 1 BB: 0 P: 17	R: 0 E: 0 K: 0 S: 5 H: 0 LOB: 1 BB: 0 P: 11	R: 0 E: 0 K: 0 S: 9 H: 0 LOB: 1 BB: 1 P: 18	R: 3 E: 0 K: 0 S: 11 H: 3 LOB: 0 BB: 0 P: 17	R: 2 E: 0 K: 0 S: 17 H: 4 LOB: 2 BB: 0 P: 25	R: 3 E: 0 K: 0 S: 17 H: 2 LOB: 1 BB: 2 P: 32	R: 0 E: 1 K: 0 S: 5 H: 1 LOB: 2 BB: 1 P: 9	R: 0 E: 0 K: 1 S: 9 H: 0 LOB: 0 BB: 0 P: 11	1B: 8 2B: 3 3B: 0 HR: 1	SF: 0 SAC: 0 DP: 1 HBP: 1						

TOP

San Diego Padres @ Montreal Expos

Jarry Park, Montreal, QB

Wed Aug 20 1975, 7:05 PM EDT

Att. 12,470 - Unknown - 70 F

livebaseballscorecards.com

AB	39
R	8
H	12
RBI	8
BB	6
SO	2
LOB	21

PITCHER		IP	WLS	BF	H	R	ER	SO	BB	IBB	HBP	BLK	WP	HR	S	P	ERA	WHIP
Don Carrithers, R ERA: 3.69	(1, 1)	5.0		26	7	5	5	1	3	0	1	0	0	1	50	93	9.00	2.000
Dale Murray, R ERA: 3.75	(6, 1)	0.2		4	2	0	0	0	0	0	0	0	0	0	13	17	0.00	3.000
Woodie Fryman, L ERA: 3.16	(6, 1)	1.0	L	7	2	3	3	0	2	0	0	0	0	0	17	33	27.00	4.000
Fred Scherman, L ERA: 4.04	(7, 1)	1.1		6	1	0	0	0	1	0	0	0	0	0	6	10	0.00	1.500
Donald DeMola, R ERA: 4.35	(9, 1)	1.0		3	0	0	0	1	0	0	0	0	0	0	9	11	0.00	0.000

PITCHER	IP	WLS	BF	H	R	ER	SO	BB	IBB	HBP	BLK	WP	HR	S	P	ERA	WHIP

WP: 0 PB: 0 SB: 0 CS: 0 PA: 46

BOTTOM

San Diego Padres @ Montreal Expos

Jarry Park, Montreal, QB

Wed Aug 20 1975, 7:05 PM EDT

Att. 12,470 - Unknown - 70 F

livebaseballscorecards.com

Batter	1	2	3	4	5	6	7	8	9	AB	R	H	RBI	BB	SO	LOB
Pepe Mangual, R (1, 8) OBP: 0.330, SLG: 0.349	2-0 ① 1-3		2-1 ① F8	1-2 ③ FC6-4 1-2f		4-0 BB			4-2 F8 WP SF8 BB	3	1	0	0	2	0	1
Tim Foli, R (1, 6) OBP: 0.286, SLG: 0.291 Larry Bittner, L (9, PH) OBP: 0.386, SLG: 0.408	4-2 FC6-4 S BB BB		2-2 ② 6-3		0-0 2B 2B	1-0 ③ F7			3-2 ① F8 1-3	3 1	2 0	1 0	0 0	1 0	0 0	1 1
Pete Mackanin, R (1, 4) OBP: 0.301, SLG: 0.410	4-1 FC6-4 1-2 BB		2-2 S 1B		0-0 S SF8 2-H 2B		1-3 ① K		1-1 ② SF8 3-H	3	1	2	2	1	1	0
Jose Morales, R (1, 3) OBP: 0.355, SLG: 0.398 Mike Jorgensen, L (6, 3) OBP: 0.366, SLG: 0.382	2-1 ② FC6-4 S 1-2f 2-3		2-1 ③ 5-3 1-2		0-1 ① 6-3 2-3		3-1 ② G3		2-1 ③ F8	3 2	0 0	0 0	0 0	0 0	0 0	4 0
Bob Bailey, R (1, 7) OBP: 0.393, SLG: 0.359	4-1 1-2 3-H BB			4-1 1-3 1B E BB	2-2 ② SF8 3-H		4-1 BB			0	1	0	1	3	0	0
Larry Parrish, R (1, 5) OBP: 0.319, SLG: 0.426	0-0 ③ F9			0-1 1-3 1-2 E 1B	2-0 FC6-4 1B		0-0 ③ F9			4	1	2	0	0	0	3
Gary Carter, R (1, 9) OBP: 0.363, SLG: 0.435 (9, 2)		0-1 ① 6-3		2-1 ① 1-3 1-2 2-3	2-2 ③ FC6-4 1-2f			0-0 ① B5-3		4	0	0	0	0	0	3
Barry Foote, R (1, 2) OBP: 0.235, SLG: 0.293 Jim Dwyer, L (8, PH) OBP: 0.331, SLG: 0.346 (9, 9)		1-0 ② 1-3		2-0 ② F4 2-H 3-H		1-3 ① K		1-0 ② 6-3		3 1	0 0	0 0	0 0	1 0	0 0	0 0
Don Carrithers, R (1, 1) OBP: 0.182, SLG: 0.273 Dale Murray, R (6, 1) OBP: 0.333, SLG: 0.143 Woodie Fryman, R (6, 1) OBP: 0.227, SLG: 0.256 Fred Scherman, L (7, 1) OBP: 0.125, SLG: 0.133 Jim Lyttle, L (8, PH) OBP: 0.363, SLG: 0.261 Donald DeMola, R (9, 1)		1-2 ③ F8		0-0 FC6-4 1B		2-2 ② 6-3		1-2 ③ F6		2 0 1 0 1 0	0 0 0 0 0 0	1 0 0 0 0 0	0 0 0 0 0 0	0 0 0 0 0 0	0 0 0 0 0 0	0 0 0 0 0 0
Inning Stats	R: 1 H: 0 E: 0 LOB: 2 K: 0 BB: 3 S: 8 P: 24	R: 0 H: 0 E: 0 LOB: 0 K: 0 BB: 0 S: 6 P: 8	R: 0 H: 1 E: 0 LOB: 1 K: 0 BB: 0 S: 12 P: 20	R: 2 H: 2 E: 1 LOB: 1 K: 0 BB: 1 S: 10 P: 19	R: 2 H: 3 E: 0 LOB: 1 K: 0 BB: 0 S: 12 P: 18	R: 0 H: 0 E: 0 LOB: 1 K: 1 BB: 1 S: 8 P: 16	R: 0 H: 0 E: 0 LOB: 1 K: 1 BB: 1 S: 7 P: 15	R: 0 H: 0 E: 0 LOB: 0 K: 0 BB: 0 S: 6 P: 8	R: 1 H: 0 E: 0 LOB: 0 K: 0 BB: 1 S: 10 P: 20	1B: 4 SF: 2 2B: 2 SAC: 0 3B: 0 DP: 0 HR: 0 HBP: 0						

AB	31
R	6
H	6
RBI	3
BB	7
SO	2
LOB	13

PITCHER		IP	WLS	BF	H	R	ER	SO	BB	IBB	HBP	BLK	WP	HR	S	P	ERA	WHIP
Randy Jones, L ERA: 2.1	(1, 1)	5.0		25	6	5	3	0	4	0	0	0	0	0	48	89	5.40	2.000
Jerry Johnson, R ERA: 3.66	(6, 1)	1.0	W	4	0	0	0	1	1	0	0	0	0	0	8	16	0.00	1.000
Danny Frisella, R ERA: 3.11	(7, 1)	3.0	S	11	0	1	1	1	2	0	0	0	1	0	23	43	3.00	0.667

PITCHER	IP	WLS	BF	H	R	ER	SO	BB	IBB	HBP	BLK	WP	HR	S	P	ERA	WHIP

Batter	1	2	3	4	5	6	7	8	9	10	11	12	AB	R	H	RBI	BB	SO	LOB
Bob Bailey, R (1, 7) OBP: 0.406, SLG: 0.373	1-0 6-3 1B		4-0 BB			2-1 G6-4-3 1B			0-1 SH1-4 1B		2-1 1-2 G6-4-3 1B		4	0	4	0	1	0	0
Tim Foli, R (1, 6) OBP: 0.284, SLG: 0.289	0-2 6-3 1-2 ①		0-1 6-3 ③			1-1 G6-4-3 1-2f ②③			1-0 SH1-4 1-2 ①		1-0 G6-4-3 1-2f ②③		4	0	0	0	0	0	5
Pete Mackanin, R (1, 4) OBP: 0.299, SLG: 0.406	0-0 F7 ②			1-3 K ①			2-3 K ①		0-1 F7 ②			2-3 K ①	3	0	0	0	0	2	1
Jim Dwyer, L (9, PH) OBP: 0.328, SLG: 0.343													1	0	0	0	0	0	1
Pepe Frias, R (9, 4) OBP: 0.167, SLG: 0.152													1	0	0	0	0	1	0
Jose Morales, R (1, 3) OBP: 0.355, SLG: 0.396	2-0 G3 ③			2-1 G4-3 1B			1-1 F3 ②		3-3 K ③			4-1 HR BB	3	0	1	0	0	0	1
Mike Jorgensen, L (9, PH) OBP: 0.366, SLG: 0.380													1	1	0	0	1	1	1
(9, 3)																			
Larry Parrish, R (1, 5) OBP: 0.317, SLG: 0.431		2-0 L4 ①		1-2 G4-3 1-2f ②③			0-0 6-3 ③			0-2 F3 ①		0-0 1-H HR	5	1	1	2	0	0	1
Gary Carter, R (1, 9) OBP: 0.359, SLG: 0.429		2-1 5-3 ②			1-0 L8 ①			1-2 F9 ①		3-1 L5 ②		1-3 K ②	5	0	0	0	0	1	0
Barry Foote, R (1, 2) OBP: 0.232, SLG: 0.288		2-1 P6 ③			0-0 5-3 ②			0-0 F3 ②		2-0 P4 ③		0-0 4-3 ③	5	0	0	0	0	0	0
Jim Lyttle, L (1, 8) OBP: 0.344, SLG: 0.222			1-3 K ①		1-2 F6 ③			0-2 F8 ③			3-2 G3 ①		4	0	0	0	0	1	0
Dan Warthen, S (1, 1) OBP: 0.133, SLG: 0.103			1-0 F9 ②			0-3 K ①			1-0 HR		0-0 1B 1B		2	0	0	0	0	1	0
Nate Colbert, R (9, PH) OBP: 0.230, SLG: 0.294													1	1	1	1	0	0	0
Dale Murray, R (9, 1) OBP: 0.400, SLG: 0.250													1	0	1	0	0	0	0
Inning Stats	R: 0 H: 1 E: 0 LOB: 1 K: 0 BB: 0 S: 7 P: 10	R: 0 H: 0 E: 0 LOB: 0 K: 0 BB: 0 S: 5 P: 11	R: 0 H: 0 E: 0 LOB: 1 K: 1 BB: 1 S: 6 P: 12	R: 0 H: 1 E: 0 LOB: 0 K: 1 BB: 0 S: 10 P: 14	R: 0 H: 0 E: 0 LOB: 0 K: 0 BB: 0 S: 5 P: 7	R: 0 H: 1 E: 0 LOB: 0 K: 1 BB: 0 S: 7 P: 10	R: 0 H: 0 E: 0 LOB: 0 K: 1 BB: 0 S: 6 P: 9	R: 0 H: 0 E: 0 LOB: 0 K: 0 BB: 0 S: 9 P: 10	R: 1 H: 2 E: 0 LOB: 1 K: 1 BB: 0 S: 9 P: 14	R: 0 H: 0 E: 0 LOB: 0 K: 0 BB: 0 S: 6 P: 11	R: 0 H: 2 E: 0 LOB: 1 K: 0 BB: 0 S: 8 P: 14	R: 2 H: 1 E: 0 LOB: 0 K: 2 BB: 1 S: 9 P: 16						

PITCHER		IP	WLS	BF	H	R	ER	SO	BB	IBB	HBP	BLK	WP	HR	S	P	ERA	WHIP
Doug Rau, L ERA: 3.35	(1, 1)	8.1		29	5	1	1	4	1	0	0	0	0	1	59	89	1.08	0.720
Mike Marshall, R ERA: 2.94	(9, 1)	1.2		5	0	0	0	1	0	0	0	0	0	0	11	19	0.00	0.000
Al Downing, L ERA: 3.08	(11, 1)	2.0	L	9	3	2	2	2	1	0	0	0	0	1	17	30	9.00	2.000

PITCHER	IP	WLS	BF	H	R	ER	SO	BB	IBB	HBP	BLK	WP	HR	S	P	ERA	WHIP

TOP

Montreal Expos @ Los Angeles Dodgers

Dodger Stadium, Los Angeles, CA

Fri Aug 22 1975, 7:05 PM PDT

Att. 22,046 - Unknown

livebaseballscorecards.com

AB	40
R	3
H	8
RBI	3
BB	2
SO	7
LOB	10

1B: 6	SF: 0	WP: 0	PA: 43
2B: 0	SAC: 1	PB: 0	
3B: 0	DP: 3	SB: 0	
HR: 2	HBP: 0	CS: 0	

Batter	1	2	3	4	5	6	7	8	9	10	11	12	AB	R	H	RBI	BB	SO	LOB
Davey Lopes, R (1, 4) OBP: 0.354, SLG: 0.354	2-2 L6			0-0 1-3		4-2 S BLK BB		0-0 L9		0-0 4-3			4	0	0	0	1	0	2
Lee Lacy, R (1, 7) OBP: 0.357, SLG: 0.476 John Hale, L (9, 9) OBP: 0.320, SLG: 0.408	1-2 4-3			0-0 L5		1-1 F8 1-3		0-1 L7			1-2 F7		4 1	0 0	0 0	0 0	0 0	0 0	1 0
Jimmy Wynn, R (1, 8) OBP: 0.404, SLG: 0.425	3-2 6-3			1-2 F2		4-1 BB			0-0 5-3		1-2 6-3		4	0	0	0	1	0	0
Steve Garvey, R (1, 3) OBP: 0.342, SLG: 0.466		0-2 L1			0-0 6-3	2-3 K			0-2 6-3		0-0 L7		5	0	0	0	0	1	2
Ron Cey, R (1, 5) OBP: 0.347, SLG: 0.430		3-3 K			1-3 K		0-0 HR		0-0 6-3			0-0 F7	5	1	1	1	0	2	0
Steve Yeager, R (1, 2) OBP: 0.318, SLG: 0.358		3-3 K			4-2 1B BB		0-2 F7			1-2 6-3		0-0 5-3	4	0	0	0	1	1	0
Tom Paciorek, R (1, 9) OBP: 0.270, SLG: 0.299 (9, 7) Bill Buckner, L (10, PH) OBP: 0.283, SLG: 0.358 Rick Auerbach, R (10, PR) OBP: 0.293, SLG: 0.264 (11, 6) Leron Lee, L (12, PH) OBP: 0.237, SLG: 0.170			0-0 3-1		1-2 1-3 1B		3-1 F9			0-0 6-3 2B		1-0 1-3	3 1 0 1	0 0 0 0	1 1 0 0	0 0 0 0	0 0 0 0	0 0 0 0	0 0 0 0
Bill Russell, R (1, 6) OBP: 0.278, SLG: 0.232 Willie Crawford, L (10, PH) OBP: 0.353, SLG: 0.386 (11, 7)			2-2 1B		1-1 F9		0-0 5-3			4-0 6-3 IBB			3 0	0 0	1 0	0 0	0 1	0 0	2 0
Doug Rau, L (1, 1) OBP: 0.229, SLG: 0.169 Mike Marshall, R (9, 1) OBP: 0.067, SLG: 0.067 Manny Mota, R (10, PH) OBP: 0.347, SLG: 0.279 Al Downing, R (11, 1)			0-0 G1-6-4-3 1-2f			2-3 K		0-3 K		3-1 6-3 1-2 2-3			3 0 1 0	0 0 0 0	0 0 0 0	0 0 0 0	2 0 0 0	1 0 2 0	
Inning Stats	R: 0 H: 0 E: 0 LOB: 0 K: 0 BB: 0 S: 11 P: 17	R: 0 H: 0 E: 0 LOB: 0 K: 2 BB: 0 S: 12 P: 18	R: 0 H: 1 E: 0 LOB: 0 K: 0 BB: 0 S: 5 P: 7	R: 0 H: 0 E: 0 LOB: 0 K: 0 BB: 0 S: 5 P: 6	R: 0 H: 1 E: 0 LOB: 2 K: 1 BB: 1 S: 12 P: 19	R: 0 H: 0 E: 0 LOB: 2 K: 2 BB: 2 S: 12 P: 25	R: 1 H: 1 E: 0 LOB: 0 K: 0 BB: 0 S: 7 P: 10	R: 0 H: 0 E: 0 LOB: 0 K: 1 BB: 0 S: 6 P: 6	R: 0 H: 0 E: 0 LOB: 0 K: 0 BB: 0 S: 5 P: 5	R: 0 H: 1 E: 0 LOB: 2 K: 0 BB: 1 S: 7 P: 15	R: 0 H: 0 E: 0 LOB: 0 K: 0 BB: 0 S: 10 P: 12	R: 0 H: 0 E: 0 LOB: 0 K: 0 BB: 0 S: 3 P: 4	1B: 2 2B: 1 3B: 0 HR: 1	SF: 0 SAC: 0 DP: 1 HBP: 0		WP: 0 PB: 0 SB: 1 CS: 0	PA: 43		

PITCHER	IP	WLS	BF	H	R	ER	SO	BB	IBB	HBP	BLK	WP	HR	S	P	ERA	WHIP
Dan Warthen, L (1, 1) ERA: 3.05	8.0		29	3	1	1	6	3	0	0	1	0	1	70	108	1.12	0.750
Dale Murray, R (9, 1) ERA: 3.55	4.0	W	14	1	0	0	0	0	1	0	0	0	0	25	36	0.00	0.250

PITCHER	IP	WLS	BF	H	R	ER	SO	BB	IBB	HBP	BLK	WP	HR	S	P	ERA	WHIP

Montreal Expos @ Los Angeles Dodgers

Dodger Stadium, Los Angeles, CA

Fri Aug 22 1975, 7:05 PM PDT

Att. 22,046 - Unknown

livebaseballscorecards.com

BOTTOM

AB	39
R	1
H	4
RBI	1
BB	4
SO	6
LOB	10

Montreal Expos @ Los Angeles Dodgers

Dodger Stadium, Los Angeles, CA

Sat Aug 23 1975, 7:05 PM PDT

Unknown

TOP

livebaseballscorecards.com

Batter	1	2	3	4	5	6	7	8	9	AB	R	H	RBI	BB	SO	LOB
Jim Lyttle, L (1, 8) OBP: 0.361, SLG: 0.267	S X 0-1 WP CS 2B		B B B S B 4-1 1B BB		X 0-0 ② F7		S B X 1-1 ③ F9			3	0	1	0	1	0	1
Jim Dwyer, L (1, 7) OBP: 0.325, SLG: 0.333	S B B B S F S 3-3 ① K2-3 2-3		S S S 0-3 ① K		B S X 1-1 ③ F7			B S B B B 4-1 1B BB		3	0	0	0	1	2	2
Mike Jorgensen, L (1, 3) OBP: 0.370, SLG: 0.381	B B B S S B 4-2 CS BB		B B S X 2-1 ② 1B 1-2 1B			S S B B B B 4-2 BB		S S B C 1-3 ① K		2	0	1	0	2	1	1
Larry Biittner, L (1, 9) OBP: 0.387, SLG: 0.409	B S B B S X 3-2 ②③ 4-3 1-2 3-H		S X 0-1 1-2 1B			B X 1-0 ① F7		X 0-0 FC5-4 1-3 1B		4	0	2	0	0	0	3
Larry Parrish, R (1, 5) OBP: 0.317, SLG: 0.436		S S B X 1-2 HR	S X 0-1 ③ F9			B X 1-0 ② F2		X 0-0 ② F7		4	1	1	1	0	0	5
Pete Mackanin, R (1, 4) OBP: 0.295, SLG: 0.401		S S S 0-3 ① K		S B S B S 2-3 ① K		S S S 0-3 ③ K		S B S X 1-2 ③ FC5-4 1-2f		4	0	0	0	0	3	3
Tim Foli, R (1, 6) OBP: 0.281, SLG: 0.286		S X 0-1 ② F3	B X 1-0 ② 6-3				X 0-0 ① F8		B B S X 2-1 ① F9	4	0	0	0	0	0	0
Barry Foote, R (1, 2) OBP: 0.232, SLG: 0.288		B X 1-0 1B	S X 0-1 ③ 6-3				X 0-0 ② F8		S X 0-1 ② F7	4	0	1	0	0	0	0
Steve Rogers, R (1, 1) OBP: 0.313, SLG: 0.259 Jose Morales, R (9, PH) OBP: 0.351, SLG: 0.392		S S S 0-3 ③ K			S B S F S 1-3 ① K		S X 0-1 1B		S X 0-1 ③ 6-3	3 1	0 0	1 0	0 0	0 0	2 0	1 0
Inning Stats	R: 0 E: 0 K: 1 S: 11 H: 1 LOB: 1 BB: 1 P: 21	R: 1 E: 0 K: 2 S: 12 H: 2 LOB: 1 BB: 0 P: 14	R: 0 E: 0 K: 1 S: 10 H: 2 LOB: 2 BB: 1 P: 16	R: 0 E: 0 K: 1 S: 6 H: 0 LOB: 0 BB: 0 P: 9	R: 0 E: 0 K: 1 S: 7 H: 0 LOB: 0 BB: 0 P: 9	R: 0 E: 0 K: 1 S: 7 H: 0 LOB: 1 BB: 1 P: 13	R: 0 E: 0 K: 0 S: 6 H: 1 LOB: 1 BB: 0 P: 7	R: 0 E: 0 K: 1 S: 9 H: 1 LOB: 2 BB: 1 P: 15	R: 0 E: 0 K: 0 S: 6 H: 0 LOB: 0 BB: 0 P: 8	1B: 5 2B: 1 3B: 0 HR: 1 SF: 0 SAC: 0 DP: 0 HBP: 0						

	AB	32
	R	1
	H	7
	RBI	1
	BB	4
	SO	8
	LOB	16

WP: 1 PA: 36
PB: 0
SB: 0
CS: 2

PITCHER		IP	WLS	BF	H	R	ER	SO	BB	IBB	HBP	BLK	WP	HR	S	P	ERA	WHIP
Burt Hooton, R ERA: 3.45	(1, 1)	7.1	W	31	7	1	1	8	4	0	0	0	1	1	64	99	1.23	1.500
Mike Marshall, R ERA: 2.89	(8, 1)	1.2	S	5	0	0	0	0	0	0	0	0	0	0	10	13	0.00	0.000

PITCHER	IP	WLS	BF	H	R	ER	SO	BB	IBB	HBP	BLK	WP	HR	S	P	ERA	WHIP

BOTTOM

Montreal Expos @ Los Angeles Dodgers

Dodger Stadium, Los Angeles, CA

Sat Aug 23 1975, 7:05 PM PDT

Unknown

livebaseballscorecards.com

Batter	1	2	3	4	5	6	7	8	9	AB	R	H	RBI	BB	SO	LOB
Davey Lopes, R (1, 4) OBP: 0.354, SLG: 0.354	3-1		FC5-2 E 1B 1-3 2-H			P5				3	1	1	1	0	0	0
Lee Lacy, R (1, 7) (8, 9) OBP: 0.351, SLG: 0.468 Jimmy Wynn, R (9, 8) OBP: 0.404, SLG: 0.425	F6		FC5-2 8-2-5 1-2 3-H			E5 CS				3 0 0 0 0 0 2 0 0 0 0 0 0 0						
John Hale, L (1, 8) (9, 9) OBP: 0.314, SLG: 0.398	K		8-2-5 1-3 2-H	K		K 1-2				3	0	0	0	0	3	1
Steve Garvey, R (1, 3) OBP: 0.341, SLG: 0.463		5-3		6-3			K			3	0	0	0	0	1	0
Willie Crawford, L (1, 9) OBP: 0.350, SLG: 0.382 Mike Marshall, R (8, 1) OBP: 0.067, SLG: 0.067		F8		K			4-3			3 0 0 0 0 1 0 0 0 0 0 0 0 0						
Ron Cey, R (1, 5) OBP: 0.347, SLG: 0.430		6-3			6-3		CS 1B			3	0	1	0	0	0	0
Steve Yeager, R (1, 2) OBP: 0.318, SLG: 0.367			F8		HR		CS 1-2	F9		3	1	1	1	0	0	0
Bill Russell, R (1, 6) OBP: 0.279, SLG: 0.234			SH 1B 1B		4-3			F8		3	1	1	0	0	0	0
Burt Hooton, R (1, 1) OBP: 0.167, SLG: 0.176 Bill Buckner, L (8, 7) OBP: 0.282, SLG: 0.356			SH 1B 1-2 FC5-2		4-3			6-3		1 0 0 0 0 0 0 1 0 0 0 0 0 0						
Inning Stats	R: 0 E: 0 K: 1 S: 6 H: 0 LOB: 0 BB: 0 P: 10	R: 0 E: 0 K: 0 S: 6 H: 0 LOB: 0 BB: 0 P: 9	R: 2 E: 2 K: 0 S: 8 H: 2 LOB: 1 BB: 0 P: 12	R: 0 E: 0 K: 2 S: 7 H: 0 LOB: 0 BB: 0 P: 13	R: 1 E: 0 K: 0 S: 7 H: 1 LOB: 0 BB: 0 P: 13	R: 0 E: 1 K: 1 S: 7 H: 0 LOB: 0 BB: 0 P: 11	R: 0 E: 0 K: 1 S: 10 H: 1 LOB: 0 BB: 0 P: 16	R: 0 E: 0 K: 0 S: 5 H: 0 LOB: 0 BB: 0 P: 8		1B: 3 2B: 0 3B: 0 HR: 1 SF: 0 SAC: 1 DP: 0 HBP: 0						

	AB	26
	R	3
	H	4
	RBI	2
	BB	0
	SO	5
	LOB	3

WP: 0 PA: 28
PB: 0
SB: 0
CS: 2

PITCHER		IP	WLS	BF	H	R	ER	SO	BB	IBB	HBP	BLK	WP	HR	S	P	ERA	WHIP
Steve Rogers, R ERA: 2.91	(1, 1)	8.0	L	28	4	3	2	5	0	0	0	0	0	1	56	92	2.25	0.500

PITCHER	IP	WLS	BF	H	R	ER	SO	BB	IBB	HBP	BLK	WP	HR	S	P	ERA	WHIP

Batter	1	2	3	4	5	6	7	8	9	AB	R	H	RBI	BB	SO	LOB
Jim Lyttle, L (1, 8) OBP: 0.341, SLG: 0.257	3-2 1-3		1-1 G3			2-2 F7		0-0 1B 1B 1B	0-2 F8	5	1	1	0	0	0	0
Jim Dwyer, L (1, 7) OBP: 0.328, SLG: 0.330	0-1 F8		0-0 F8			4-1 BB		0-0 1B G3 1-3 FC 1B	0-3 K	4	1	1	0	1	1	0
Mike Jorgensen, L (1, 3) OBP: 0.369, SLG: 0.388	1-1 F3		2-0 HR			1-0 F4		1-1 G3 1-2		4	1	1	1	0	0	3
Larry Biittner, L (1, 9) OBP: 0.392, SLG: 0.430		0-0 HR	3-3 K				0-1 1B 2B	1-0 FC 1B 2-3 3-H		4	2	3	2	0	1	0
Larry Parrish, R (1, 5) OBP: 0.314, SLG: 0.432		0-2 5-3	0-1 6-3				2-0 5-3	2-2 FC 1B 1-2 3-H		4	0	0	1	0	0	2
Gary Carter, R (1, 2) OBP: 0.358, SLG: 0.426		3-3 K			2-1 4-3		4-0 1B BB	3-2 F5		3	0	0	0	1	1	2
Pete Mackanin, R (1, 4) OBP: 0.295, SLG: 0.399		1-3 K2-3			0-1 6-3		0-3 K	1-2 1-3 2-H 1B		4	0	1	1	0	2	2
Tim Foli, R (1, 6) OBP: 0.281, SLG: 0.286			0-0 5-3		1-0 6-3		0-1 FC4-6 1B 1-2 2-3	0-0 5-3		4	0	1	0	0	0	2
Steve Renko, R (1, 1) OBP: 0.304, SLG: 0.333 Dale Murray, R (7, 1) OBP: 0.364, SLG: 0.222			2-2 5-3			1-1 F8	1-1 FC4-6 1-2f	3-3 K		3 1	0 0	0 0	0 0	0 0	0 1	3 0
Inning Stats	R: 0 E: 0 K: 0 S: 8 H: 0 LOB: 0 BB: 0 P: 12	R: 1 E: 0 K: 2 S: 13 H: 1 LOB: 0 BB: 0 P: 17	R: 0 E: 0 K: 0 S: 6 H: 0 LOB: 0 BB: 0 P: 9	R: 1 E: 0 K: 1 S: 7 H: 1 LOB: 0 BB: 0 P: 12	R: 0 E: 0 K: 0 S: 5 H: 0 LOB: 0 BB: 0 P: 8	R: 0 E: 0 K: 0 S: 10 H: 0 LOB: 1 BB: 1 P: 18	R: 0 E: 0 K: 1 S: 10 H: 2 LOB: 3 BB: 1 P: 17	R: 3 E: 0 K: 0 S: 18 H: 4 LOB: 2 BB: 0 P: 26	R: 0 E: 0 K: 2 S: 10 H: 0 LOB: 0 BB: 0 P: 13	1B: 5 2B: 1 3B: 0 HR: 2 SF: 0 SAC: 0 DP: 0 HBP: 0						

PITCHER		IP	WLS	BF	H	R	ER	SO	BB	IBB	HBP	BLK	WP	HR	S	P	ERA	WHIP
Rick Rhoden, R ERA: 3.86	(1, 1)	6.0		21	2	2	2	3	1	0	0	0	0	2	49	76	3.00	0.500
Charlie Hough, R ERA: 3.82	(7, 1)	1.0		6	2	0	0	1	1	0	0	0	0	0	10	17	0.00	3.000
Mike Marshall, R ERA: 3.13	(8, 1)	1.0	L	8	4	3	3	0	0	0	0	0	0	0	18	26	27.00	4.000
Stan Wall, L ERA: 1.5	(9, 1)	1.0		3	0	0	0	2	0	0	0	0	0	0	10	13	0.00	0.000

PITCHER	IP	WLS	BF	H	R	ER	SO	BB	IBB	HBP	BLK	WP	HR	S	P	ERA	WHIP

TOP

Montreal Expos @ Los Angeles Dodgers

Dodger Stadium, Los Angeles, CA

Sat Aug 23 1975, 7:05 PM PDT

Att. 35,050 - Unknown

livebaseballscorecards.com

AB	36
R	5
H	8
RBI	5
BB	2
SO	6
LOB	14

PA: 38

WP: 0 PB: 0 SB: 0 CS: 0

Batter	1	2	3	4	5	6	7	8	9	AB	R	H	RBI	BB	SO	LOB
Davey Lopes, R (1, 4) OBP: 0.355, SLG: 0.355	S X 0-1 ① F5		B X 1-0 E6 1B		B X 1-0 F7		B X 1-0 1B 1-2 1B 1B		S X 0-1 ② G3	5	1	2	0	0	0	0
John Hale, L (1, 9) OBP: 0.310, SLG: 0.391	X 0-0 FC4-6 1B		B B B S S S 2-3 ① K		B B S B B S S 3-3 ② K2-3		X 0-0 ② F9		S S X 0-2 ③ F7	5	0	1	0	0	2	3
Jimmy Wynn, R (1, 8) OBP: 0.405, SLG: 0.425	B B S X 2-1 ② FC4-6 FC6-4 1-2f		B S X 1-1 ② F5		B B B S S S B 4-2 BB		X 0-0 1B 1-2 2-H 1B			3	0	1	1	1	0	2
Steve Garvey, R (1, 3) OBP: 0.340, SLG: 0.461	X 0-0 ③ FC6-4 1-2f		X 0-0 ③ 5-3		B X 1-0 ③ L9		S S X 0-2 1-3 2-H 1B			4	0	1	1	0	0	3
Willie Crawford, L (1, 7) OBP: 0.347, SLG: 0.378		X 0-0 ① F5		B B S S F X 2-2 ① F9		B B S S S X 2-2 ① F4	S S S B F B X 2-2 ③ 1-3			3	0	0	0	0	0	0
Charlie Hough, R (7, 1)										0	0	0	0	0	0	0
Manny Mota, R (7, PH) OBP: 0.340, SLG: 0.273										1	0	0	0	0	0	2
Mike Marshall, R (8, 1) OBP: 0.067, SLG: 0.067										0	0	0	0	0	0	0
Rick Auerbach, R (9, 6) OBP: 0.293, SLG: 0.264										0	0	0	0	0	0	0
Ron Cey, R (1, 5) OBP: 0.346, SLG: 0.428		S X 0-1 ② F9		X 0-0 1B 1B		B B X 2-0 ② F6		B X 1-0 ① 5-3		4	0	1	0	0	0	0
Steve Yeager, R (1, 2) OBP: 0.317, SLG: 0.366		S X 0-1 E5 1B		B S X 1-1 1-2 1B		S S F F S 0-3 ③ K		B S X 1-1 ② 6-3		4	0	1	0	0	1	0
Bill Russell, R (1, 6) OBP: 0.285, SLG: 0.241		B S S S X 1-2 FC6-4 1-3 1B		S S B X 1-2 ② F8			B X 1-0 1B 1B 1B	S S S B F B S 2-3 ③ K		3	1	2	0	0	0	2
Leron Lee, L (8, PH) OBP: 0.233, SLG: 0.167										1	0	0	0	0	1	0
Stan Wall, L (9, 1)										0	0	0	0	0	0	0
Rick Rhoden, R (1, 1) OBP: 0.063, SLG: 0.063		X 0-0 ③ FC6-4 1-2f		B S B S S 2-3 ③ K			B S S S X 1-2 ① F9		B X 1-0 ① 3-1	2	0	0	0	0	1	4
Bill Buckner, L (7, 7) OBP: 0.280, SLG: 0.354										2	0	0	0	0	0	1
Inning Stats	R: 0 E: 0 K: 0 S: 6 H: 1 LOB: 1 BB: 0 P: 8	R: 0 E: 1 K: 0 S: 9 H: 1 LOB: 2 BB: 0 P: 10	R: 0 E: 1 K: 1 S: 7 H: 1 LOB: 1 BB: 0 P: 11	R: 0 E: 0 K: 1 S: 13 H: 2 LOB: 2 BB: 0 P: 19	R: 0 E: 0 K: 1 S: 7 H: 0 LOB: 1 BB: 1 P: 16	R: 0 E: 0 K: 1 S: 9 H: 0 LOB: 0 BB: 0 P: 13	R: 2 E: 0 K: 0 S: 14 H: 4 LOB: 2 BB: 0 P: 19	R: 0 E: 0 K: 1 S: 7 H: 0 LOB: 0 BB: 0 P: 11	R: 0 E: 0 K: 0 S: 6 H: 0 LOB: 0 BB: 0 P: 7	1B: 9 2B: 0 3B: 0 HR: 0	SF: 0 SAC: 0 DP: 0 HBP: 0						

PITCHER		IP	WLS	BF	H	R	ER	SO	BB	IBB	HBP	BLK	WP	HR	S	P	ERA	WHIP
Steve Renko, R	(1, 1)	6.2		30	8	2	2	4	1	0	0	0	0	0	58	87	2.70	1.350
ERA: 4.5																		
Dale Murray, R	(7, 1)	2.1	W	8	1	0	0	1	0	0	0	0	0	0	20	27	0.00	0.429
ERA: 3.45																		

PITCHER	IP	WLS	BF	H	R	ER	SO	BB	IBB	HBP	BLK	WP	HR	S	P	ERA	WHIP

BOTTOM

Montreal Expos @ Los Angeles Dodgers

Dodger Stadium, Los Angeles, CA

Sat Aug 23 1975, 7:05 PM PDT

Att. 35,050 - Unknown

livebaseballscorecards.com

AB	37
R	2
H	9
RBI	2
BB	1
SO	5
LOB	17

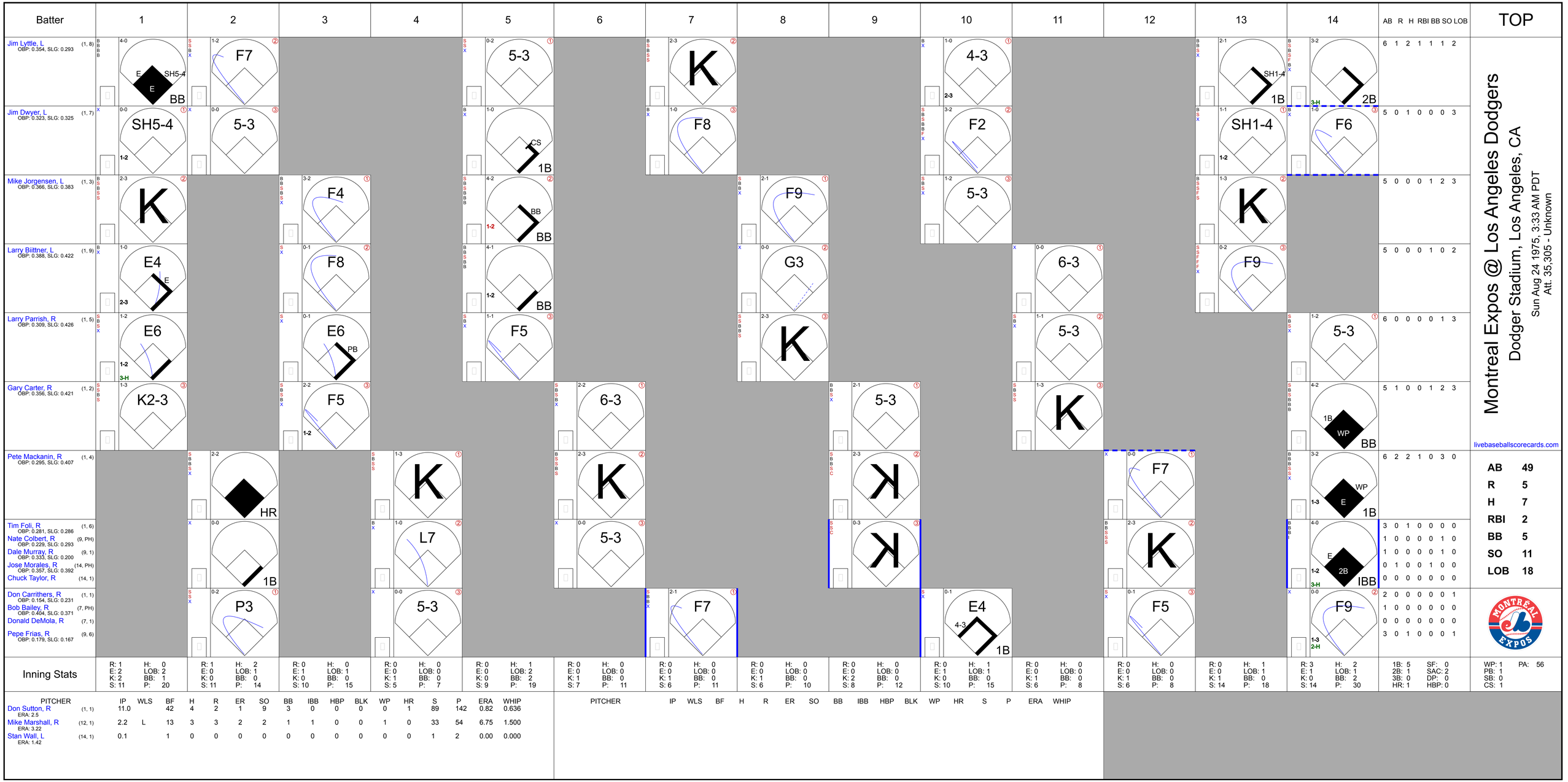
Batter
1
2
3
4
5
6
7
8
9
10
11
12
13
14
AB R H RBI BB SO LOB
TOP
Jim Lyttle, L (1, 8) OBP: 0.354, SLG: 0.293
4-0 E SH5-4 E BB
1-2 F7 ②
5-3 ①
2-3 K
4-3 ① 2-3
2-1 SH1-4 1B
3-2 2B 3-H
6 1 2 1 1 1 2
Jim Dwyer, L (1, 7) OBP: 0.323, SLG: 0.325
0-0 SH5-4 ① 1-2
0-0 5-3 ③
1-0 CS 1B
1-0 F8 ③
3-2 F2 ②
1-1 SH1-4 ① 1-2
1-0 F6 ③
5 0 1 0 0 0 3
Mike Jorgensen, L (1, 3) OBP: 0.366, SLG: 0.383
2-3 K ②
3-2 F4 ①
4-2 BB 1-2 BB ②
2-1 F9 ①
1-2 5-3 ③
1-3 K ②
5 0 0 0 1 2 3
Larry Bittner, L (1, 9) OBP: 0.388, SLG: 0.422
1-0 E4 E 2-3
0-1 F8 ②
4-1 1-2 BB
0-0 G3 ②
6-3 ①
0-2 F9 ③
5 0 0 0 1 0 2
Larry Parrish, R (1, 5) OBP: 0.309, SLG: 0.426
1-2 E6 1-2 3-H
0-1 E6 PB
1-1 F5 ③
2-3 K ③
1-1 5-3 ②
1-2 5-3 ①
6 0 0 0 0 1 3
Gary Carter, R (1, 2) OBP: 0.356, SLG: 0.421
1-3 K2-3 ③
2-2 F5 ③ 1-2
2-2 6-3 ①
2-1 5-3 ①
1-3 K ③
4-2 1B WP BB
5 1 0 0 1 2 3
Pete Mackanin, R (1, 4) OBP: 0.295, SLG: 0.407
2-2 HR
1-3 K ①
0-0 F7 ①
3-2 WP E 1-3 1B
6 2 2 1 0 3 0
Tim Foli, R (1, 6) OBP: 0.281, SLG: 0.286
Nate Colbert, R (9, PH) OBP: 0.229, SLG: 0.293
Dale Murray, R (9, 1) OBP: 0.333, SLG: 0.200
Jose Morales, R (14, PH) OBP: 0.357, SLG: 0.392
Chuck Taylor, R (14, 1)
0-0 1B
1-0 L7 ②
5-3
0-3
2-3 K ②
4-0 E 1-2 2B IBB 3-H
3 0 1 0 0 0 0
1 0 0 0 0 1 0
1 0 0 0 0 1 0
0 1 0 0 1 0 0
0 0 0 0 0 0 0
Don Carrithers, R (1, 1) OBP: 0.154, SLG: 0.231
Bob Bailey, R (7, PH) OBP: 0.404, SLG: 0.371
Donald DeMola, R (7, 1)
Pepe Frias, R (9, 6) OBP: 0.179, SLG: 0.167
0-2 P3 ①
0-0 5-3 ③
2-1 F7 ①
0-1 E4 4-3 1B
0-1 F5 ③
0-0 F9 ②
1-3 2-H
2 0 0 0 0 0 1
1 0 0 0 0 0 0
0 0 0 0 0 0 0
3 0 1 0 0 0 1
Inning Stats
R: 1 H: 0 E: 2 LOB: 2 K: 2 BB: 1 S: 11 P: 20
R: 1 H: 2 E: 0 LOB: 1 K: 0 BB: 0 S: 11 P: 14
R: 0 H: 0 E: 1 LOB: 1 K: 0 BB: 0 S: 10 P: 15
R: 0 H: 0 E: 0 LOB: 0 K: 1 BB: 0 S: 5 P: 7
R: 0 H: 1 E: 0 LOB: 2 K: 0 BB: 2 S: 9 P: 19
R: 0 H: 0 E: 0 LOB: 0 K: 1 BB: 0 S: 7 P: 11
R: 0 H: 0 E: 0 LOB: 0 K: 1 BB: 0 S: 6 P: 11
R: 0 H: 0 E: 0 LOB: 0 K: 1 BB: 0 S: 6 P: 10
R: 0 H: 0 E: 0 LOB: 0 K: 2 BB: 0 S: 8 P: 12
R: 0 H: 1 E: 1 LOB: 1 K: 0 BB: 0 S: 10 P: 15
R: 0 H: 0 E: 0 LOB: 0 K: 1 BB: 0 S: 6 P: 8
R: 0 H: 0 E: 0 LOB: 0 K: 1 BB: 0 S: 6 P: 8
R: 0 H: 1 E: 0 LOB: 1 K: 1 BB: 0 S: 14 P: 18
R: 3 H: 2 E: 1 LOB: 1 K: 0 BB: 2 S: 14 P: 30
1B: 5 SF: 0 2B: 1 SAC: 2 3B: 0 DP: 0 HR: 1 HBP: 0
WP: 1 PA: 56 PB: 1 SB: 0 CS: 1
Montreal Expos @ Los Angeles Dodgers
Dodger Stadium, Los Angeles, CA
Sun Aug 24 1975, 3:33 AM PDT
Att. 35,305 - Unknown
livebaseballscorecards.com
AB 49
R 5
H 7
RBI 2
BB 5
SO 11
LOB 18
PITCHER IP E LOB BB K BF P H R ER HR HBP WP BLK ERA WHIP
Don Sutton, R (1, 1) ERA: 2.5 11.0 2 0 2 9 42 142 4 2 1 1 0 0 0 0 0.82 0.636
Mike Marshall, R (12, 1) ERA: 3.22 2.2 L 0 0 2 13 54 3 3 2 0 1 0 0 0 6.75 1.500
Stan Wall, L (14, 1) ERA: 1.42 0.1 0 0 0 1 1 2 0 0 0 0 0 0 0 0 0.00 0.000
PITCHER IP WLS BF H R ER SO BB IBB HBP BLK WP HR S P ERA WHIP

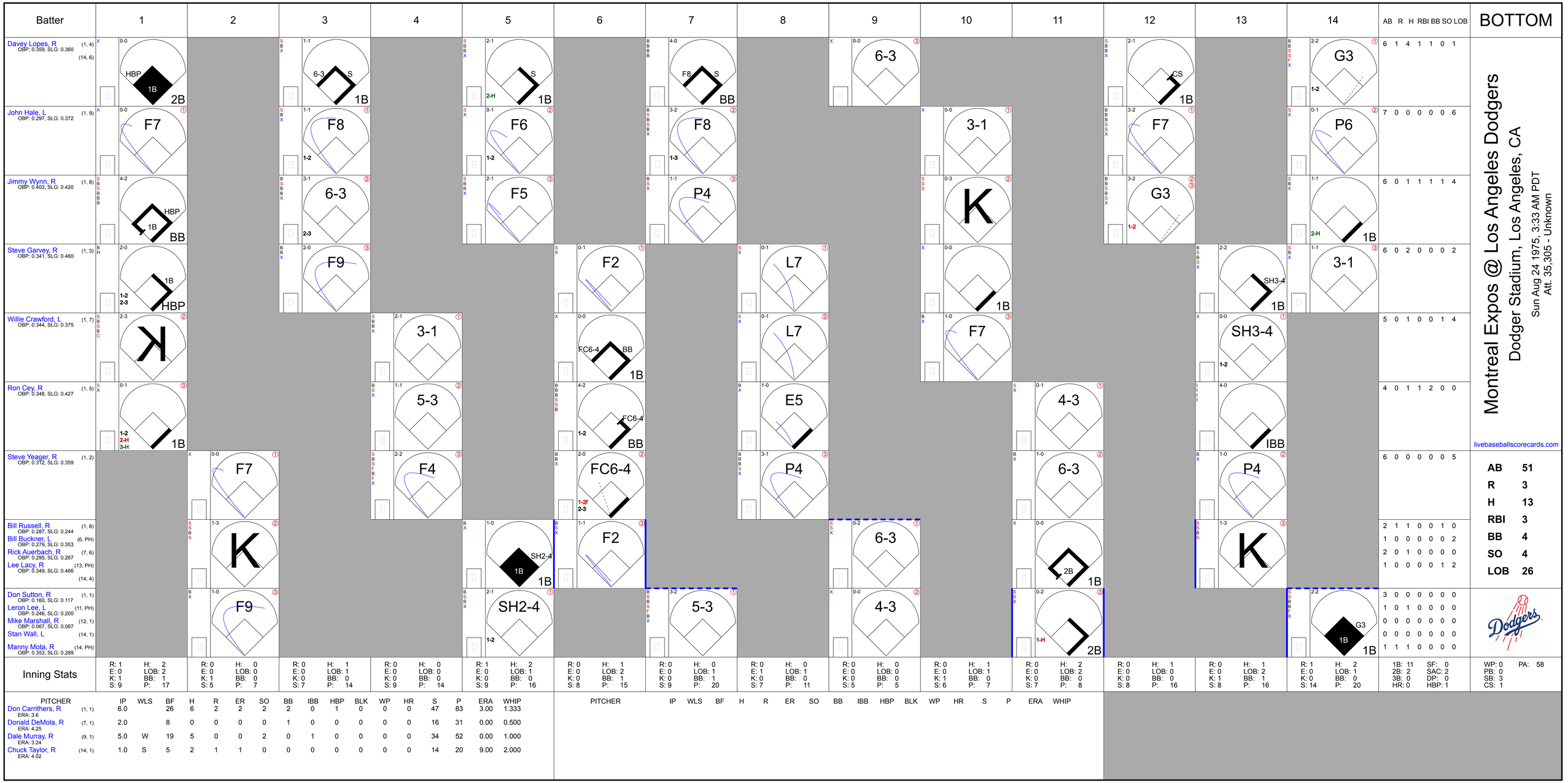
Batter
1
2
3
4
5
6
7
8
9
10
11
12
13
14
AB R H RBI BB SO LOB
BOTTOM
Davey Lopes, R (1, 4)
OBP: 0.359, SLG: 0.360
(14, 6)
HBP 1B 2B
6-3 S 1B
2-H
F8 S BB
6-3
CS 1B
G3 1-2
6 1 4 1 1 0 1
John Hale, L (1, 9)
OBP: 0.297, SLG: 0.372
F7
F8 1-2
F6 1-2
F8 1-3
F7
P6
7 0 0 0 0 0 6
Jimmy Wynn, R (1, 8)
OBP: 0.403, SLG: 0.420
HBP 1B BB
6-3 2-3
F5
P4
K
G3 1-2
1-2
2-H 1B
6 0 1 1 1 1 4
Steve Garvey, R (1, 3)
OBP: 0.341, SLG: 0.460
1B HBP 1-2 2-3
F9
F2
L7
3-1
SH3-4 1B
3-1
6 0 2 0 0 0 2
Willie Crawford, L (1, 7)
OBP: 0.344, SLG: 0.375
K
3-1
FC6-4 BB 1B
L7
F7
SH3-4 1-2
5 0 1 0 0 1 4
Ron Cey, R (1, 5)
OBP: 0.348, SLG: 0.427
1-2 2-H 3-H 1B
5-3
FC6-4 1-2 BB
E5
4-3
IBB
4 0 1 1 2 0 0
Steve Yeager, R (1, 2)
OBP: 0.312, SLG: 0.359
F7
F4
FC6-4 1-2f 2-3
P4
6-3
P4
6 0 0 0 0 0 5
Bill Russell, R (1, 6)
OBP: 0.287, SLG: 0.244
Bill Buckner, L (6, PH)
OBP: 0.279, SLG: 0.353
Rick Auerbach, R (7, 6)
OBP: 0.295, SLG: 0.267
Lee Lacy, R (13, PH)
OBP: 0.349, SLG: 0.466
(14, 4)
K
SH2-4 1B
F2
6-3
6-3
K
P4
2 1 1 0 0 1 0
1 0 0 0 0 0 2
2 0 1 0 0 0 0
1 0 0 0 0 1 2
Don Sutton, R (1, 1)
OBP: 0.160, SLG: 0.117
Leron Lee, L (11, PH)
OBP: 0.246, SLG: 0.200
Mike Marshall, R (12, 1)
OBP: 0.067, SLG: 0.067
Stan Wall, L (14, 1)
Manny Mota, R (14, PH)
OBP: 0.353, SLG: 0.289
F9
SH2-4 1-2
5-3
4-3
1-H
G3 1B 1B
3 0 0 0 0 0 0
1 0 1 0 0 0 0
0 0 0 0 0 0 0
0 0 0 0 0 0 0
1 1 1 0 0 0 0
Montreal Expos @ Los Angeles Dodgers
Dodger Stadium, Los Angeles, CA
Sun Aug 24 1975, 3:33 AM PDT
Att. 35,305 - Unknown
livebaseballscorecards.com
AB 51
R 3
H 13
RBI 3
BB 4
SO 4
LOB 26
Inning Stats
1: R: 1 E: 0 K: 1 S: 9 | H: 2 LOB: 2 BB: 1 P: 17
2: R: 0 E: 0 K: 1 S: 5 | H: 0 LOB: 0 BB: 0 P: 7
3: R: 0 E: 0 K: 0 S: 7 | H: 1 LOB: 1 BB: 0 P: 14
4: R: 0 E: 0 K: 0 S: 9 | H: 0 LOB: 0 BB: 0 P: 14
5: R: 1 E: 0 K: 0 S: 9 | H: 2 LOB: 1 BB: 0 P: 16
6: R: 0 E: 0 K: 0 S: 8 | H: 1 LOB: 2 BB: 1 P: 15
7: R: 0 E: 0 K: 0 S: 9 | H: 0 LOB: 1 BB: 1 P: 20
8: R: 0 E: 1 K: 0 S: 7 | H: 0 LOB: 1 BB: 0 P: 11
9: R: 0 E: 0 K: 0 S: 5 | H: 0 LOB: 0 BB: 0 P: 5
10: R: 0 E: 0 K: 1 S: 6 | H: 1 LOB: 1 BB: 0 P: 7
11: R: 0 E: 0 K: 0 S: 7 | H: 2 LOB: 2 BB: 0 P: 8
12: R: 0 E: 0 K: 0 S: 8 | H: 1 LOB: 0 BB: 0 P: 16
13: R: 0 E: 0 K: 1 S: 8 | H: 1 LOB: 2 BB: 1 P: 16
14: R: 1 E: 0 K: 0 S: 14 | H: 2 LOB: 1 BB: 0 P: 20
1B: 11 2B: 2 3B: 0 HR: 0
SF: 0 SAC: 2 DP: 0 HBP: 1
WP: 0 PB: 0 SB: 3 CS: 1
PA: 58
PITCHER IP WLS BF H R ER SO BB IBB HBP BLK WP HR S P ERA WHIP
Don Carrithers, R (1, 1) ERA: 3.6 6.0 26 6 2 2 2 2 0 1 0 0 0 0 47 83 3.00 1.333
Donald DeMola, R (7, 1) ERA: 4.25 2.0 8 0 0 0 0 1 0 0 0 0 0 0 16 31 0.00 0.500
Dale Murray, R (9, 1) ERA: 3.24 5.0 W 19 5 0 0 0 2 0 1 0 0 0 0 34 52 0.00 1.000
Chuck Taylor, R (14, 1) ERA: 4.02 1.0 S 5 2 1 1 0 0 0 0 0 0 0 0 14 20 9.00 2.000
PITCHER IP WLS BF H R ER SO BB IBB HBP BLK WP HR S P ERA WHIP

Batter	1	2	3	4	5	6	7	8	9	AB	R	H	RBI	BB	SO	LOB
Bob Bailey, R (1, 7) OBP: 0.400, SLG: 0.366	K		4-3		K		WP 1B		K	5	0	1	0	0	3	0
Pete Mackanin, R (1, 4) OBP: 0.295, SLG: 0.405	F9		K			FC5-4 1B E 1B	K			4	1	1	0	0	2	2
Gary Carter, R (1, 9) OBP: 0.357, SLG: 0.420	5-3		F8			FC5-4 1B	FC6 BB			3	0	1	0	1	0	0
Jose Morales, R (1, 3) OBP: 0.353, SLG: 0.387		FC5-4 1B		K		FC5-4 FC5 E	FC6			4	0	1	0	0	1	5
Larry Parrish, R (1, 5) OBP: 0.309, SLG: 0.424		K		L8		E6		CS 1B		4	0	1	1	0	1	2
Pepe Mangual, R (1, 8) OBP: 0.329, SLG: 0.347		FC5-4 HR		BB		F8		K		3	1	0	0	1	1	4
Barry Foote, R (1, 2) OBP: 0.232, SLG: 0.296		HR		6-3		FC5		K		4	1	1	2	0	1	4
Pepe Frias, R (1, 6) OBP: 0.190, SLG: 0.179 Nate Colbert, R (9, PH) OBP: 0.228, SLG: 0.291		1B			K	1-3	1-3		K	3 1	0 0	1 0	0 0	0 0	1 1	0 0
Dan Warthen, S (1, 1) OBP: 0.152, SLG: 0.125 Tim Foli, R (9, PH) OBP: 0.281, SLG: 0.285		K			4-3		WP 1B 1B		6-3	3 1	0 0	1 0	0 0	0 0	1 0	1 0
Inning Stats	R: 0 E: 0 K: 1 S: 10 H: 0 LOB: 0 BB: 0 P: 13	R: 2 E: 0 K: 2 S: 13 H: 3 LOB: 1 BB: 0 P: 21	R: 0 E: 0 K: 1 S: 7 H: 0 LOB: 0 BB: 0 P: 9	R: 0 E: 0 K: 1 S: 12 H: 0 LOB: 1 BB: 1 P: 21	R: 0 E: 0 K: 2 S: 10 H: 0 LOB: 0 BB: 0 P: 14	R: 1 E: 1 K: 0 S: 9 H: 2 LOB: 2 BB: 0 P: 11	R: 0 E: 0 K: 1 S: 16 H: 2 LOB: 3 BB: 1 P: 27	R: 0 E: 0 K: 2 S: 8 H: 1 LOB: 1 BB: 0 P: 13	R: 0 E: 0 K: 2 S: 7 H: 0 LOB: 0 BB: 0 P: 10	1B: 7 2B: 1 3B: 0 HR: 1 SF: 0 SAC: 0 DP: 1 HBP: 0						

PITCHER	IP	WLS	BF	H	R	ER	SO	BB	IBB	HBP	BLK	WP	HR	S	P	ERA	WHIP
Pete Falcone, L (1, 1) ERA: 3.96	9.0	W	37	8	3	3	12	2	0	0	0	1	1	92	139	3.00	1.111

PITCHER	IP	WLS	BF	H	R	ER	SO	BB	IBB	HBP	BLK	WP	HR	S	P	ERA	WHIP

TOP

Montreal Expos @ San Francisco Giants

Candlestick Park, San Francisco, CA

Tue Aug 26 1975, 10:05 PM EDT

Att. 1,795 - Unknown

livebaseballscorecards.com

AB	35
R	3
H	8
RBI	3
BB	2
SO	12
LOB	18

PA: 37

WP: 1
PB: 0
SB: 0
CS: 1

Montreal Expos @ San Francisco Giants

Candlestick Park, San Francisco, CA

Tue Aug 26 1975, 10:05 PM EDT

Att. 1,795 - Unknown

livebaseballscorecards.com

BOTTOM

Batter	1	2	3	4	5	6	7	8	9	AB	R	H	RBI	BB	SO	LOB
Derrel Thomas, S (1, 4) OBP: 0.340, SLG: 0.353	4-1 3B BB	1-2 G5-4-3 1B 1-2 2-3 3-H			1-0 F2		3-1 6-3			3	1	1	1	1	0	0
Mike Sadek, R (1, 2) OBP: 0.333, SLG: 0.317	0-0 1B 3B 1-H	1-2 G5-4-3 1-2f			0-1 5-3			2-3 K		4	1	1	1	0	1	3
Gary Thomasson, L (1, 8) OBP: 0.293, SLG: 0.319	1-3 K		0-3 K		3-3 K2-3			3-2 HR		4	1	1	1	0	3	1
Gary Matthews, R (1, 7) OBP: 0.362, SLG: 0.420	2-0 G4-6-3 1B 3-H		2-1 F9			1-2 F8		0-3 K		4	0	1	1	0	1	0
Willie Montanez, L (1, 3) OBP: 0.346, SLG: 0.403	1-1 G4-6-3 1-2f		1-0 3B			1-1 F7		2-3 K		4	0	1	0	0	1	1
Chris Speier, R (1, 6) OBP: 0.365, SLG: 0.416		1-0 F4	2-2 6-3			0-0 1B				3	0	1	0	0	0	1
Bruce Miller, R (1, 5) OBP: 0.273, SLG: 0.286		1-1 BB 1B 2B		3-2 F9		0-2 F8				3	1	1	0	0	0	1
Steve Ontiveros, S (1, 9) OBP: 0.394, SLG: 0.343		4-2 1B BB BB		0-3 K			2-3 K			2	0	0	0	1	2	0
Pete Falcone, L (1, 1) OBP: 0.056, SLG: 0.038		4-0 1B BB 1-2 2-3		0-1 4-3			0-0 F8			2	0	0	0	1	0	0
Inning Stats	R: 2 H: 2 E: 0 LOB: 0 K: 1 BB: 1 S: 8 P: 16	R: 1 H: 2 E: 0 LOB: 2 K: 0 BB: 2 S: 12 P: 24	R: 0 H: 1 E: 0 LOB: 1 K: 1 BB: 0 S: 9 P: 14	R: 0 H: 0 E: 0 LOB: 0 K: 1 BB: 0 S: 9 P: 12	R: 0 H: 0 E: 0 LOB: 0 K: 1 BB: 0 S: 6 P: 10	R: 0 H: 1 E: 0 LOB: 1 K: 0 BB: 0 S: 9 P: 11	R: 0 H: 0 E: 0 LOB: 0 K: 1 BB: 0 S: 6 P: 11	R: 1 H: 1 E: 0 LOB: 0 K: 3 BB: 0 S: 13 P: 20		1B: 3 SF: 0 2B: 1 SAC: 0 3B: 2 DP: 2 HR: 1 HBP: 0						

	AB	29
	R	4
	H	7
	RBI	4
	BB	3
	SO	8
	LOB	7

WP: 0 PA: 32
PB: 0
SB: 0
CS: 0

PITCHER		IP	WLS	BF	H	R	ER	SO	BB	IBB	HBP	BLK	WP	HR	S	P	ERA	WHIP
Dan Warthen, L ERA: 3.14	(1, 1)	8.0	L	32	7	4	4	8	3	0	0	0	0	1	72	118	4.50	1.250

PITCHER	IP	WLS	BF	H	R	ER	SO	BB	IBB	HBP	BLK	WP	HR	S	P	ERA	WHIP

Batter	1	2	3	4	5	6	7	8	9	AB	R	H	RBI	BB	SO	LOB
Jim Lyttle, L (1, 8) OBP: 0.365, SLG: 0.318	B B B S B 4-1 SH2-3 BB		X 0-0 2B		S B X 1-1 ② F7		S B X 1-1 ② FC4-6 1-2f			3	0	1	0	1	0	1
Jim Dwyer, L (1, 7) OBP: 0.316, SLG: 0.317	S B X 1-1 ① SH2-3 1-2		S B B S F F F B X 3-2 ③ P4		S B S S B F B X 3-2 ③ F7		S B S S B F B X 3-2 ③ F7			3	0	0	0	0	0	2
Mike Jorgensen, L (1, 3) OBP: 0.363, SLG: 0.378	B S B S X 2-2 ② F7			B B S B S S 3-3 ① K	S S B B B S 3-3 ① K			B S S T B B C 3-3 ① K		4	0	0	0	0	3	1
Larry Biittner, L (1, 9) OBP: 0.389, SLG: 0.423	X 0-0 ③ F8			B S X 1-1 E 1B 1B	B B S S S F X 2-2 1B 1B			B S S T B B X 3-2 ② F7		4	1	2	0	0	0	1
Larry Parrish, R (1, 5) OBP: 0.308, SLG: 0.422		S B S S T F T B S 2-3 ① K		S X 0-1 E4 1B 1-2	B S S S X 1-2 1B			S X 0-1 ③ 5-3		4	0	1	0	0	1	1
Pete Mackanin, R (1, 4) OBP: 0.292, SLG: 0.401		S S C 0-3 ② K		B B S S S S 2-3 ② K	S S B S 1-3 ② K				S X 0-1 ① F7	4	0	0	0	0	3	4
Barry Foote, R (1, 2) OBP: 0.235, SLG: 0.301		S B S S B C 2-3 ③ K		B X 1-0 1-3 2-H 1B	S S S 0-3 ③ K				S X 0-1 2B	4	0	2	1	0	2	2
Pepe Frias, R (1, 6) OBP: 0.186, SLG: 0.175 Bob Bailey, R (4, PH) OBP: 0.398, SLG: 0.365 Tim Foli, R (4, 6) OBP: 0.280, SLG: 0.284			X 0-0 ① F5	S S S 0-3 ③ K			S B S S 1-3 ① K		S B S S 1-3 ② K	1 1 2	0 0 0	0 0 0	0 0 0	0 1 2	0 2 1	0 2 1
Woodie Fryman, R (1, 1) OBP: 0.217, SLG: 0.244 Donald DeMola, R (6, 1) Jose Morales, R (7, PH) OBP: 0.359, SLG: 0.393 Dennis Blair, R (7, 1) OBP: 0.200, SLG: 0.163 Gary Carter, R (9, PH) OBP: 0.356, SLG: 0.419			S S C 0-3 ② K		X 0-0 ① F9		B S S B S B X 3-2 FC4-6 1B		B S S S 1-3 ③ K	2 0 0 1 0 1	0 0 0 0 0 0	0 0 1 0 0 1	0 0 0 0 0 0	1 0 0 0 0 0	0 0 0 0 0 1	0 0 0 0 0 1
Inning Stats	R: 0 H: 0 E: 0 LOB: 1 K: 0 BB: 1 S: 7 P: 14	R: 0 H: 0 E: 0 LOB: 0 K: 3 BB: 0 S: 11 P: 15	R: 0 H: 1 E: 0 LOB: 1 K: 1 BB: 0 S: 11 P: 14	R: 1 H: 2 E: 1 LOB: 2 K: 3 BB: 0 S: 14 P: 21	R: 0 H: 0 E: 0 LOB: 0 K: 0 BB: 0 S: 7 P: 11	R: 0 H: 2 E: 0 LOB: 2 K: 3 BB: 0 S: 16 P: 23	R: 0 H: 1 E: 0 LOB: 1 K: 1 BB: 0 S: 12 P: 20	R: 0 H: 0 E: 0 LOB: 0 K: 1 BB: 0 S: 10 P: 16	R: 0 H: 1 E: 0 LOB: 1 K: 2 BB: 0 S: 10 P: 12	1B: 5 SF: 0 2B: 2 SAC: 1 3B: 0 DP: 0 HR: 0 HBP: 0					WP: 0 PA: 36 PB: 0 SB: 0 CS: 0	

PITCHER	IP	WLS	BF	H	R	ER	SO	BB	IBB	HBP	BLK	WP	HR	S	P	ERA	WHIP
John Montefusco, R (1, 1) ERA: 2.99	9.0	W	36	7	1	0	14	1	0	0	0	0	0	98	146	0.00	0.889

PITCHER	IP	WLS	BF	H	R	ER	SO	BB	IBB	HBP	BLK	WP	HR	S	P	ERA	WHIP

TOP

Montreal Expos @ San Francisco Giants

Candlestick Park, San Francisco, CA

Wed Aug 27 1975, 6:33 AM EDT

Att. 2,594 - Unknown

livebaseballscorecards.com

AB	34
R	1
H	7
RBI	1
BB	1
SO	14
LOB	16

Montreal Expos @ San Francisco Giants

Candlestick Park, San Francisco, CA

Wed Aug 27 1975, 6:33 AM EDT

Att. 2,594 - Unknown

BOTTOM

Batter	1	2	3	4	5	6	7	8	9	AB	R	H	RBI	BB	SO	LOB
Gary Thomasson, L (1, 8) OBP: 0.294, SLG: 0.315	K		BB		BB		4-3	F8		3	2	0	0	2	1	1
Derrel Thomas, S (1, 4) OBP: 0.342, SLG: 0.355	F4		2B		K		BB			3	1	1	1	1	1	0
Bobby Murcer, L (1, 9) OBP: 0.415, SLG: 0.470	K		1B		F4		G4-6-3			4	0	1	2	0	1	2
Gary Matthews, R (1, 7) OBP: 0.361, SLG: 0.417		5-3	K			1B		F8		4	1	1	0	0	1	1
Willie Montanez, L (1, 3) OBP: 0.347, SLG: 0.402		L4	CS	K		WP		BB		3	2	1	0	1	1	0
Chris Speier, R (1, 6) OBP: 0.368, SLG: 0.416		BB		K		G6-3		1B		2	1	1	0	2	1	0
Bruce Miller, R (1, 5) OBP: 0.277, SLG: 0.298		K		K		G6-3		WP		4	1	2	4	0	2	1
Mike Sadek, R (1, 2) OBP: 0.329, SLG: 0.328			2B		F7	G6-3		F9		4	1	1	0	0	0	3
John Montefusco, R (1, 1) OBP: 0.123, SLG: 0.115			K		K	K		BB		3	0	0	0	1	3	2
Inning Stats	R: 0 E: 0 K: 2 S: 9 H: 0 LOB: 0 BB: 0 P: 14	R: 0 E: 0 K: 1 S: 6 H: 0 LOB: 1 BB: 1 P: 11	R: 3 E: 0 K: 2 S: 13 H: 3 LOB: 0 BB: 1 P: 23	R: 0 E: 0 K: 3 S: 9 H: 0 LOB: 0 BB: 0 P: 11	R: 1 E: 0 K: 2 S: 14 H: 0 LOB: 1 BB: 1 P: 23	R: 2 E: 0 K: 1 S: 14 H: 3 LOB: 1 BB: 1 P: 19	R: 0 E: 0 K: 0 S: 4 H: 0 LOB: 0 BB: 1 P: 10	R: 3 E: 0 K: 0 S: 13 H: 2 LOB: 1 BB: 2 P: 27		1B: 5 2B: 2 3B: 1 HR: 0 SF: 0 SAC: 0 DP: 2 HBP: 0						

	AB	30
	R	9
	H	8
	RBI	7
	BB	7
	SO	11
	LOB	10

PITCHER		IP	WLS	BF	H	R	ER	SO	BB	IBB	HBP	BLK	WP	HR	S	P	ERA	WHIP
Woodie Fryman, L ERA: 3.38	(1, 1)	5.0	L	23	5	6	5	10	3	0	0	0	0	0	57	89	9.00	1.600
Donald DeMola, R ERA: 4.2	(6, 1)	1.0		4	1	0	0	1	1	0	0	0	1	0	8	12	0.00	2.000
Dennis Blair, R ERA: 3.89	(7, 1)	2.0		10	2	3	3	0	3	0	0	0	1	0	17	37	13.50	2.500

PITCHER	IP	WLS	BF	H	R	ER	SO	BB	IBB	HBP	BLK	WP	HR	S	P	ERA	WHIP

livebaseballscorecards.com

Montreal Expos @ San Diego Padres

San Diego Stadium, San Diego, CA

Thu Aug 28 1975, 6:33 AM EDT

Att. 6,059 - Unknown

livebaseballscorecards.com

TOP

Batter	1	2	3	4	5	6	7	8	9	AB	R	H	RBI	BB	SO	LOB
Bob Bailey, R (1, 7) OBP: 0.390, SLG: 0.357 Dale Murray, R (7, 1) OBP: 0.333, SLG: 0.200	0-0 ① 6-3		2-2 ② 5-3		2-0 E6 1B; 1-2 3-H 1B	0-0 ② SF8; 2-3 3-H	0-2 ②③ FC5-2; 2-3 3-H			4 0	1 0	0 0	2 0	0 0	0 0	4 0
Tim Foli, R (1, 6) OBP: 0.279, SLG: 0.283	2-2 ② 6-3		1-0 ③ 6-3		0-0 ② F8; 2-3	1-2 1B; 1-2 3-H 1B		0-1 ① 6-3		5	0	1	1	0	0	2
Gary Carter, R (1, 9) OBP: 0.357, SLG: 0.419 (6, 2)	1-3 ③ K			0-0 ① 6-3	2-1 1B; 1-2 3-H 1B	1-2 1-3 2-H 1B		1-0 ② F8		5	0	2	2	0	1	0
Larry Parrish, R (1, 5) OBP: 0.309, SLG: 0.422		2-2 ① 4-3		0-0 ② 6-3	1-0 FC6-4; 1-3 2-H 1B	1-0 ③ 5-3		2-1 1B		5	0	2	1	0	0	2
Pete Mackanin, R (1, 4) OBP: 0.293, SLG: 0.401		0-0 HR 1B		1-2 ③ 6-3	0-0 ③ FC6-4; 1-2f		2-1 E S BB 1B	1-0 ③ 6-3		5	2	2	0	0	0	3
Nate Colbert, R (1, 3) OBP: 0.235, SLG: 0.316		0-0 1-H HR			1-0 1B 1B	1-2 SH1-4 SF8 2B	1-3 ① K; 1-2		1-3 ① K	5	3	3	2	0	2	1
Pepe Mangual, R (1, 8) OBP: 0.330, SLG: 0.347		2-1 ② F9			1-1 1B E 1B; 1-2	0-0 SF8 SH1-4 1B 1B	2-1 FC BB FC5-2; 2-3		1-2 ② 5-3	5	2	2	0	0	0	1
Barry Foote, R (1, 2) OBP: 0.234, SLG: 0.299 Larry Biittner, L (6, 9) OBP: 0.390, SLG: 0.421	0-0 ③ 6-3				1-0 ① L8	0-0 ① SH1-4; 1-2 2-3	4-0 FC5-2 BB IBB		1-1 ③ 1-6-3	2 1	0 0	0 0	0 0	0 1	0 0	2 0
Steve Rogers, R (1, 1) OBP: 0.309, SLG: 0.254 Chuck Taylor, R (4, 1) Jose Morales, R (5, PH) OBP: 0.364, SLG: 0.398 Fred Scherman, L (5, 1) OBP: 0.125, SLG: 0.133 Mike Jorgensen, L (6, PH) OBP: 0.364, SLG: 0.378 Donald DeMola, R (6, 1) Jim Dwyer, L (7, PH) OBP: 0.321, SLG: 0.317 (7, 7)			0-0 ① F4		0-0 F8 E 1B; 1-3 2-H 1B	4-0 1B BB	4-1 1-2 2-3 3-H BB			1 0 1 0 0 0 0	0 0 1 0 1 0 0	0 0 1 0 0 0 0	0 0 1 0 1 0 1	0 0 0 0 0 0 1	0 0 0 0 0 0 1	0 0 0 0 0 0 0
Inning Stats	R: 0 E: 0 K: 1 S: 8 / H: 0 LOB: 0 BB: 0 P: 11	R: 2 E: 0 K: 0 S: 9 / H: 2 LOB: 0 BB: 0 P: 13	R: 0 E: 0 K: 0 S: 5 / H: 0 LOB: 0 BB: 0 P: 8	R: 0 E: 0 K: 0 S: 5 / H: 0 LOB: 0 BB: 0 P: 6	R: 4 E: 1 K: 0 S: 11 / H: 5 LOB: 2 BB: 0 P: 19	R: 3 E: 0 K: 0 S: 13 / H: 4 LOB: 2 BB: 1 P: 21	R: 1 E: 1 K: 1 S: 11 / H: 1 LOB: 1 BB: 2 P: 24	R: 0 E: 0 K: 0 S: 6 / H: 1 LOB: 1 BB: 0 P: 10	R: 0 E: 0 K: 1 S: 8 / H: 0 LOB: 0 BB: 0 P: 11	1B: 11 2B: 1 3B: 0 HR: 1 / SF: 1 SAC: 1 DP: 1 HBP: 0						

	AB	39
	R	10
	H	13
	RBI	10
	BB	3
	SO	3
	LOB	15

WP: 0 PB: 0 SB: 1 CS: 0 PA: 44

PITCHER

PITCHER		IP	WLS	BF	H	R	ER	SO	BB	IBB	HBP	BLK	WP	HR	S	P	ERA	WHIP
Randy Jones, L ERA: 2.32	(1, 1)	5.2	L	30	11	9	7	1	1	0	0	0	0	1	50	76	11.12	2.118
Bill Greif, R ERA: 3.65	(6, 1)	1.1		7	1	1	0	1	1	1	0	0	0	0	12	26	0.00	1.500
Jerry Johnson, R ERA: 3.59	(8, 1)	2.0		7	1	0	0	1	0	0	0	0	0	0	14	21	0.00	0.500

PITCHER

PITCHER	IP	WLS	BF	H	R	ER	SO	BB	IBB	HBP	BLK	WP	HR	S	P	ERA	WHIP

Montreal Expos @ San Diego Padres

San Diego Stadium, San Diego, CA

Thu Aug 28 1975, 6:33 AM EDT

Att. 6,059 - Unknown

BOTTOM

Batter	1	2	3	4	5	6	7	8	9	AB	R	H	RBI	BB	SO	LOB
Johnny Grubb, L (1, 8) OBP: 0.349, SLG: 0.371	K	4-3		E4 FC4-6 1-2 2-3	1B 1B		K		E 1-3 2B	6	0	2	0	0	2	5
Tito Fuentes, S (1, 4) OBP: 0.309, SLG: 0.349	WP S BB		G5-6-3 1B	FC4-6 1B HR 1-2f 2-3 3-H	1B 1-2 1B		FC1-6 1B 1-2f		SF7 2-3 3-H	4	1	2	2	1	0	3
Bobby Tolan, L (1, 7) OBP: 0.295, SLG: 0.330	4-3 1-3		G5-6-3 1-2f	HR 1-2 3-H 1B	F8		1B 1-3		6-3	6	1	2	1	0	0	4
Willie McCovey, L (1, 3) OBP: 0.335, SLG: 0.429	4-3		WP 1B 2B	HR 1-H 2-H	K			F8		5	2	2	3	0	1	2
Dave Winfield, R (1, 9) OBP: 0.359, SLG: 0.411		F7	BB 2-H 1B	6-3		G6-4-3 BB		4-3		4	0	1	1	1	0	0
Hector Torres, R (1, 6) OBP: 0.296, SLG: 0.332		K	BB 1-2	1B HBP 1B		G6-4-3 1-2f		1B		4	0	2	0	1	1	1
Dave Roberts, R (1, 5) OBP: 0.345, SLG: 0.393		2B 1B	K	1B HBP 1-2		1B		1-3		4	1	2	0	0	1	3
Fred Kendall, R (1, 2) OBP: 0.277, SLG: 0.265		1B 1-H 2B		E SH FC4-6 1B; 1-2 2-3 1B		F8			2B SF7 BB	4	2	3	1	1	0	1
Randy Jones, R (1, 1) OBP: 0.153, SLG: 0.157		1B 2-3		SH FC4-6 E 1-2 1B; 4-3				FC1-6 1B	K	2	1	1	0	0	0	3
Bill Greif, R (6, 1)										0	0	0	0	0	0	0
Ted Kubiak, S (7, PH) OBP: 0.302, SLG: 0.255										1	0	1	0	0	0	0
Jerry Johnson, R (8, 1) OBP: 0.083, SLG: 0.167										0	0	0	0	0	0	0
Gene Locklear, L (9, PH) OBP: 0.368, SLG: 0.437										1	0	0	0	0	1	1
Inning Stats	R: 0 E: 0 K: 1 S: 9 H: 0 LOB: 1 BB: 1 P: 18	R: 1 E: 0 K: 1 S: 17 H: 3 LOB: 2 BB: 0 P: 25	R: 1 E: 0 K: 1 S: 10 H: 3 LOB: 2 BB: 1 P: 20	R: 5 E: 1 K: 0 S: 20 H: 5 LOB: 3 BB: 0 P: 27	R: 0 E: 0 K: 1 S: 10 H: 2 LOB: 1 BB: 0 P: 16	R: 0 E: 0 K: 0 S: 17 H: 1 LOB: 1 BB: 1 P: 27	R: 0 E: 0 K: 1 S: 11 H: 2 LOB: 2 BB: 0 P: 16	R: 0 E: 0 K: 0 S: 9 H: 1 LOB: 1 BB: 0 P: 14	R: 1 E: 1 K: 1 S: 14 H: 1 LOB: 1 BB: 1 P: 22	1B: 14 2B: 3 3B: 0 HR: 1 SF: 1 SAC: 1 DP: 2 HBP: 1							

livebaseballscorecards.com

AB	41
R	8
H	18
RBI	8
BB	4
SO	6
LOB	23

WP: 2 PB: 0 SB: 1 CS: 0 PA: 48

PITCHER		IP	WLS	BF	H	R	ER	SO	BB	IBB	HBP	BLK	WP	HR	S	P	ERA	WHIP
Steve Rogers, R ERA: 3.13	(1, 1)	3.2		26	11	7	6	3	2	0	1	0	2	1	55	89	14.73	3.545
Chuck Taylor, R ERA: 4.0	(4, 1)	0.1		1	0	0	0	0	0	0	0	0	0	0	1	1	0.00	0.000
Fred Scherman, L ERA: 3.99	(5, 1)	1.0	W	4	2	0	0	1	0	0	0	0	0	0	10	16	0.00	2.000
Donald DeMola, R ERA: 4.15	(6, 1)	1.0		4	1	0	0	0	1	0	0	0	0	0	17	27	0.00	2.000
Dale Murray, R ERA: 3.23	(7, 1)	3.0	S	13	4	1	1	2	1	0	0	0	0	0	34	52	3.00	1.667

PITCHER	IP	WLS	BF	H	R	ER	SO	BB	IBB	HBP	BLK	WP	HR	S	P	ERA	WHIP

Batter	1	2	3	4	5	6	7	8	9	AB	R	H	RBI	BB	SO	LOB
Jim Lyttle, L (1, 8) OBP: 0.364, SLG: 0.319	S S B B X 2-2 F9 SH1-3 1B		S X 0-1 ③ 6-3		B B S X 2-1 ① F7		S B B B B 4-1 6-3 SH5-4 BB		B S B S X 2-2 ③ 5-3	3	0	1	0	0	0	0
Pepe Mangual, R (5, 8) OBP: 0.331, SLG: 0.346										1	0	0	0	1	0	0
Jim Dwyer, L (1, 7) OBP: 0.317, SLG: 0.311	X 0-0 ① SH1-3 1-2			X 0-0 ① F7	X 0-0 ② 6-3		B S B X 2-1 ① SH5-4 1-2			2	0	0	0	0	0	0
Mike Jorgensen, L (1, 3) OBP: 0.363, SLG: 0.385	B X 1-0 ② F9 2-3			B B X 2-0 HR	S B S B F B X 3-2 ③ F8		S B B X 2-1 ② 6-3 2-3			4	1	1	1	0	0	2
Larry Biittner, L (1, 9) OBP: 0.391, SLG: 0.422	S S B B X 2-2 ③ F8			S X 0-1 BB 1B 1B		B S B B X 3-1 WP 1B	B S X 1-1 ③ 4-3			4	2	2	0	0	0	2
Larry Parrish, R (1, 5) OBP: 0.311, SLG: 0.422		S S S S 1-3 ① K		S B B B S B 4-2 1B 1-2 1B BB		B B S B X 3-1 CS 1-H 1B		S B X 1-1 ① 6-3		3	1	1	1	1	1	0
Gary Carter, R (1, 2) OBP: 0.360, SLG: 0.421		B S B S X 2-2 F3 1B		S S B B F B X 2-2 1B 1-2 2-H 1B		S B S F B B B 4-2 ① S 1-2 BB		S B X 1-1 ② 4-3		3	0	2	1	1	0	0
Pete Mackanin, R (1, 4) OBP: 0.290, SLG: 0.396		B 1 SAFE B B X 3-0 ② ③ F3 1-2		B X 1-0 ② F3		S S X 0-2 ② F4 1-2		X 0-0 ③ F7		4	0	0	0	0	0	4
Tim Foli, R (1, 6) OBP: 0.281, SLG: 0.284		X 0-0 ① F3		B S B S S X 2-2 FC6-4 1-3 2-H 1B		S B B B S B 4-2 FC6-4 BB			S B X 1-1 ① F3	3	0	1	1	1	0	0
Don Carrithers, R (1, 1) OBP: 0.118, SLG: 0.176		S S S 0-3 ② K	X 0-0 ③ FC6-4 1-2f			S B X 1-1 ③ FC6-4 1-2f			S S B S 1-3 ② K	4	0	0	0	0	2	4
Inning Stats	R: 0 H: 1 E: 0 LOB: 1 K: 0 BB: 0 S: 8 P: 13	R: 0 H: 1 E: 0 LOB: 0 K: 1 BB: 0 S: 7 P: 13	R: 0 H: 0 E: 0 LOB: 0 K: 1 BB: 0 S: 6 P: 6	R: 3 H: 4 E: 0 LOB: 2 K: 0 BB: 1 S: 15 P: 26	R: 0 H: 0 E: 0 LOB: 0 K: 0 BB: 0 S: 7 P: 12	R: 1 H: 2 E: 0 LOB: 2 K: 0 BB: 2 S: 14 P: 29	R: 0 H: 0 E: 0 LOB: 1 K: 0 BB: 1 S: 7 P: 16	R: 0 H: 0 E: 0 LOB: 0 K: 0 BB: 0 S: 5 P: 7	R: 0 H: 0 E: 0 LOB: 0 K: 1 BB: 0 S: 8 P: 12	1B: 7 SF: 0 2B: 0 SAC: 2 3B: 0 DP: 0 HR: 1 HBP: 0						WP: 1 PA: 37 PB: 0 SB: 1 CS: 1

PITCHER		IP	WLS	BF	H	R	ER	SO	BB	IBB	HBP	BLK	WP	HR	S	P	ERA	WHIP
Joe McIntosh, R ERA: 3.5	(1, 1)	5.0	L	21	6	3	3	2	1	0	0	0	0	1	43	70	5.40	1.400
Dave Freisleben, R ERA: 4.2	(6, 1)	1.0		7	2	1	1	0	3	0	0	0	1	0	15	34	9.00	5.000
Dave Tomlin, L ERA: 3.71	(7, 1)	1.0		3	0	0	0	0	0	0	0	0	0	0	6	11	0.00	0.000
Bill Greif, R ERA: 3.53	(8, 1)	2.0		6	0	0	0	1	0	0	0	0	0	0	13	19	0.00	0.000

PITCHER	IP	WLS	BF	H	R	ER	SO	BB	IBB	HBP	BLK	WP	HR	S	P	ERA	WHIP

TOP

Montreal Expos @ San Diego Padres

San Diego Stadium, San Diego, CA

Fri Aug 29 1975, 10:05 PM EDT

Att. 4,976 - Unknown

livebaseballscorecards.com

AB	31
R	4
H	8
RBI	4
BB	4
SO	3
LOB	12

Montreal Expos @ San Diego Padres

San Diego Stadium, San Diego, CA

Fri Aug 29 1975, 10:05 PM EDT

Att. 4,976 - Unknown

BOTTOM

livebaseballscorecards.com

Batter	1	2	3	4	5	6	7	8	9	AB	R	H	RBI	BB	SO	LOB
Johnny Grubb, L (1, 8) OBP: 0.350, SLG: 0.371	1-0 ① 6-3		2-1 ③ 4-3		4-2 1-2 2-3 BB			1-2 FC4-6 1B		3	0	1	0	1	0	0
Tito Fuentes, S (1, 4) OBP: 0.306, SLG: 0.346	2-1 ② 4-3			1-0 ① L7	0-0 ③ F8			1-1 ① FC4-6 G4-6-3 1-2f		4	0	0	0	0	0	4
Bobby Tolan, L (1, 7) OBP: 0.295, SLG: 0.327	4-2 BB			1-1 ② 4-3		1-2 ① G3		1-0 ②③ G4-6-3 1-2f		3	0	0	0	1	0	1
Willie McCovey, L (1, 3) OBP: 0.340, SLG: 0.432	0-3 ③ K			4-1 FC6-4 BB		0-0 FC4-6 1B			2-1 FC5-4 1B	3	0	2	0	1	1	1
Dave Winfield, R (1, 9) OBP: 0.356, SLG: 0.407		1-2 ① G3		1-1 ③ FC6-4 1-2f		1-1 ② FC4-6 1-2f			1-3 ① K	4	0	0	0	0	1	3
Hector Torres, R (1, 6) OBP: 0.292, SLG: 0.327		0-0 ② 6-3			2-1 ① F5	3-1 ③ F7			0-1 ② F9	4	0	0	0	0	0	2
Dave Roberts, R (1, 5) OBP: 0.333, SLG: 0.375		1-1 ③ F8			3-1 BB BB 1B		0-3 ① K		0-0 ③ FC5-4 1-2f	4	0	1	0	0	1	1
Fred Kendall, R (1, 2) OBP: 0.274, SLG: 0.262			1-1 ① 6-3		0-0 ② F8		1-2 ② F8			3	0	0	0	0	0	1
Joe McIntosh, S (1, 1) OBP: 0.260, SLG: 0.256 Ted Kubiak, S (5, PH) OBP: 0.306, SLG: 0.255 Dave Freisleben, R (6, 1) OBP: 0.173, SLG: 0.085 Dave Tomlin, L (7, 1) OBP: 0.500, SLG: 0.250 Gene Locklear, L (7, PH) OBP: 0.367, SLG: 0.435 Bill Greif, R (8, 1)			0-0 ② G3		4-2 1-2 BB BB		1-0 ③ F7			1 0 0 0 1 0	0 0 0 0 0 0	0 0 0 0 0 0	0 0 0 0 0 0	0 1 0 0 0 0	0 0 0 0 0 0	0 0 0 0 0 0
Inning Stats	R: 0 E: 0 K: 1 S: 9 H: 0 LOB: 1 BB: 1 P: 16	R: 0 E: 0 K: 0 S: 6 H: 0 LOB: 0 BB: 0 P: 8	R: 0 E: 0 K: 0 S: 5 H: 0 LOB: 0 BB: 0 P: 8	R: 0 E: 0 K: 0 S: 6 H: 0 LOB: 1 BB: 1 P: 13	R: 0 E: 0 K: 0 S: 11 H: 1 LOB: 3 BB: 2 P: 24	R: 0 E: 0 K: 0 S: 8 H: 1 LOB: 1 BB: 0 P: 13	R: 0 E: 0 K: 1 S: 7 H: 0 LOB: 0 BB: 0 P: 9	R: 0 E: 0 K: 0 S: 6 H: 1 LOB: 0 BB: 0 P: 9	R: 0 E: 0 K: 1 S: 8 H: 1 LOB: 1 BB: 0 P: 11	1B: 4 2B: 0 3B: 0 HR: 0	SF: 0 SAC: 0 DP: 1 HBP: 0						

PITCHER	IP	WLS	BF	H	R	ER	SO	BB	IBB	HBP	BLK	WP	HR	S	P	ERA	WHIP
Don Carrithers, R (1, 1) ERA: 3.0	9.0	W	34	4	0	0	3	4	0	0	0	0	0	66	111	0.00	0.889

PITCHER	IP	WLS	BF	H	R	ER	SO	BB	IBB	HBP	BLK	WP	HR	S	P	ERA	WHIP

AB	30
R	0
H	4
RBI	0
BB	4
SO	3
LOB	13

WP: 0 PB: 0 SB: 0 CS: 0 PA: 34

Batter	1	2	3	4	5	6	7	8	9	AB	R	H	RBI	BB	SO	LOB
Bob Bailey, R (1, 7) OBP: 0.388, SLG: 0.355	S S C 0-3 ① K	S S S 0-3 ② K		B S S B C 2-3 ③ K		S S B S 1-3 ③ K		X 0-0 G6-4-3 1-2 1B		1	0	0	0	0	1	0
Nate Colbert, R (1, 3) OBP: 0.232, SLG: 0.312										3	0	0	0	0	3	3
Mike Jorgensen, L (8, PH) OBP: 0.364, SLG: 0.387 (8, 3)										1	0	1	0	0	0	0
Pepe Mangual, R (1, 8) OBP: 0.333, SLG: 0.346	B B B S S B 4-2 WP S 1B BB	S S S 0-3 ③ K			B B B B 4-0 FC5-4 S BB		S B X 1-1 FC E 1B 1B	S B S B B X 3-2 ② ③ G6-4-3 1-2f		3	2	1	0	2	1	3
Gary Carter, R (1, 9) OBP: 0.360, SLG: 0.421	B S B X 2-1 1B 1-H 1B 1B		S B S T X 1-2 ① L7		B B B S S F X 3-2 ① F2 1-2		B B X 2-0 E 1-2 SF7 1B		B B X 2-0 ① F8	5	2	2	1	0	0	1
Jose Morales, R (1, 3) OBP: 0.367, SLG: 0.400 (1, 7)	B X 1-0 1B 1-2 1B	S X 0-1 ② 6-3			4-0 FC5-4 IBB		B S X 1-1 FC SF7 1-3 2-H		S S T S 0-3 ② K	2	0	1	0	0	0	0
Larry Biittner, L (5, PH) OBP: 0.391, SLG: 0.419 (5, 7)										2	0	0	0	1	1	1
Larry Parrish, R (1, 5) OBP: 0.312, SLG: 0.422	S B B S X 2-2 G4-6-3 1-2 2-H 1B	S B X 1-1 ③ FC5-4 1-2f 1B			B S S B X 2-2 ② FC5-4 1-2f 2-3		X 0-0 ① SF7 1-2 3-H		S S B C 1-3 ③ K	4	0	2	2	0	1	2
Barry Foote, R (1, 2) OBP: 0.231, SLG: 0.296	B X 1-0 ② ③ G4-6-3 1-2f	S B X 1-1 ③ FC5-4 1-2f			X 0-0 ③ F4		S S X 0-2 ② F6			4	0	0	0	0	0	6
Tim Foli, R (1, 6) OBP: 0.282, SLG: 0.288	X 0-0 F7 1B 2B	S X 0-1 ① L3			S B S S X 1-2 4-3 SH2-4 1B		S X 0-1 ③ F5			4	1	2	0	0	0	1
Pete Mackanin, R (1, 4) OBP: 0.290, SLG: 0.398	S X 0-1 ① F7 2-3	S S B X 1-2 2B			S X 0-1 ① SH2-4 1-2			B X 1-0 ① F6		3	0	1	0	0	0	1
Steve Renko, R (1, 1) OBP: 0.320, SLG: 0.348	S B X 1-1 3-H 1B	B S X 1-1 ② 6-3			S X 0-1 ② 4-3 2-3			X 0-0 1B 1B		4	0	2	1	0	0	2
Inning Stats	R: 2 H: 3 E: 0 LOB: 1 K: 1 BB: 1 S: 12 P: 22	R: 1 H: 2 E: 0 LOB: 1 K: 2 BB: 0 S: 11 P: 12	R: 0 H: 1 E: 0 LOB: 1 K: 0 BB: 0 S: 10 P: 13	R: 0 H: 1 E: 0 LOB: 1 K: 1 BB: 0 S: 10 P: 14	R: 0 H: 0 E: 0 LOB: 2 K: 0 BB: 2 S: 8 P: 21	R: 0 H: 1 E: 0 LOB: 1 K: 1 BB: 0 S: 10 P: 12	R: 2 H: 2 E: 1 LOB: 1 K: 0 BB: 0 S: 11 P: 15	R: 0 H: 2 E: 0 LOB: 1 K: 0 BB: 0 S: 6 P: 10	R: 0 H: 0 E: 0 LOB: 0 K: 2 BB: 0 S: 8 P: 11	1B: 10 SF: 1 2B: 2 SAC: 1 3B: 0 DP: 2 HR: 0 HBP: 0						

TOP

Montreal Expos @ San Diego Padres

San Diego Stadium, San Diego, CA

Sat Aug 30 1975, 10:05 PM EDT

Att. 5,268 - Unknown

livebaseballscorecards.com

AB	36
R	5
H	12
RBI	4
BB	3
SO	7
LOB	20

WP: 1 PA: 41
PB: 0
SB: 2
CS: 0

PITCHER		IP	WLS	BF	H	R	ER	SO	BB	IBB	HBP	BLK	WP	HR	S	P	ERA	WHIP
Rich Folkers, L ERA: 4.64	(1, 1)	4.0	L	19	7	3	3	4	1	0	0	0	1	0	43	61	6.75	2.000
Jerry Johnson, R ERA: 3.55	(5, 1)	3.0		15	3	2	1	1	1	1	0	0	0	0	29	48	3.00	1.333
Danny Frisella, R ERA: 3.07	(8, 1)	2.0		7	2	0	0	2	0	0	0	0	0	0	14	21	0.00	1.000

PITCHER	IP	WLS	BF	H	R	ER	SO	BB	IBB	HBP	BLK	WP	HR	S	P	ERA	WHIP

Montreal Expos @ San Diego Padres

San Diego Stadium, San Diego, CA

Sat Aug 30 1975, 10:05 PM EDT

Att. 5,268 - Unknown

BOTTOM

Batter	1	2	3	4	5	6	7	8	9	AB	R	H	RBI	BB	SO	LOB
Enzo Hernandez, R (1, 6) OBP: 0.281, SLG: 0.265	F6		S, 1B		F8		K			4	0	1	0	0	1	0
Tito Fuentes, S (1, 4) OBP: 0.306, SLG: 0.344	BB, SF7, BB		K 1-2		1-3			F7		3	1	0	0	1	1	1
Gene Locklear, L (1, 7) OBP: 0.369, SLG: 0.431	BB 1-2 BB		F7		BB			6-3		2	0	0	0	2	0	1
Willie McCovey, L (1, 3) OBP: 0.339, SLG: 0.428	1-2 2-3 BB		F8		L9			F9		3	0	0	0	1	0	2
Dave Winfield, R (1, 9) OBP: 0.353, SLG: 0.405	SF7 3-H			F6		F8			K	3	0	0	1	0	1	0
Johnny Grubb, L (1, 8) OBP: 0.350, SLG: 0.370	4-3			BB, 1B		F8			F4	4	0	1	0	0	0	2
Dave Roberts, R (1, 5) OBP: 0.324, SLG: 0.361		L7		K		F3			1B	4	0	1	0	0	1	1
Randy Hundley, R (1, 2) OBP: 0.281, SLG: 0.287		K		1-2 BB			L7		K	3	0	0	0	1	2	1
Rich Folkers, L (1, 1) OBP: 0.241, SLG: 0.222		6-3		K			K			1	0	0	0	0	0	0
Ted Kubiak, S (4, PH) OBP: 0.304, SLG: 0.254										1	0	0	0	0	1	2
Jerry Johnson, R (5, 1) OBP: 0.083, SLG: 0.167										0	0	0	0	0	0	0
Bobby Tolan, L (7, PH) OBP: 0.294, SLG: 0.327										1	0	0	0	0	1	0
Danny Frisella, L (8, 1) OBP: 0.200, SLG: 0.200										0	0	0	0	0	0	0
Inning Stats	R: 1 H: 0 E: 0 LOB: 2 K: 0 BB: 3 S: 9 P: 24	R: 0 H: 0 E: 0 LOB: 0 K: 1 BB: 0 S: 8 P: 10	R: 0 H: 1 E: 0 LOB: 1 K: 1 BB: 0 S: 11 P: 17	R: 0 H: 1 E: 0 LOB: 2 K: 2 BB: 1 S: 11 P: 20	R: 0 H: 0 E: 0 LOB: 1 K: 0 BB: 1 S: 9 P: 16	R: 0 H: 0 E: 0 LOB: 0 K: 0 BB: 0 S: 7 P: 13	R: 0 H: 0 E: 0 LOB: 0 K: 2 BB: 0 S: 10 P: 15	R: 0 H: 0 E: 0 LOB: 0 K: 0 BB: 0 S: 5 P: 8	R: 0 H: 1 E: 0 LOB: 1 K: 2 BB: 0 S: 11 P: 16	1B: 3 SF: 1 2B: 0 SAC: 0 3B: 0 DP: 0 HR: 0 HBP: 0						

PITCHER	IP	WLS	BF	H	R	ER	SO	BB	IBB	HBP	BLK	WP	HR	S	P	ERA	WHIP
Steve Renko, R (1, 1) ERA: 4.28	9.0	W	35	3	1	1	8	5	0	0	0	0	0	81	139	1.00	0.889

PITCHER	IP	WLS	BF	H	R	ER	SO	BB	IBB	HBP	BLK	WP	HR	S	P	ERA	WHIP

livebaseballscorecards.com

AB	29
R	1
H	3
RBI	1
BB	5
SO	8
LOB	10

Montreal Expos @ San Diego Padres

San Diego Stadium, San Diego, CA

Sun Aug 31 1975, 6:33 AM EDT

Att. 9,876 - Unknown

TOP

livebaseballscorecards.com

Batter	1	2	3	4	5	6	7	8	9	AB	R	H	RBI	BB	SO	LOB
Bob Bailey, R (1, 7) OBP: 0.386, SLG: 0.350	F8		1-3			G4-6-3 BB		F9		3	0	0	0	1	0	1
Tim Foli, R (1, 6) OBP: 0.280, SLG: 0.285	4-3			F8		G4-6-3 1-2f			F9	4	0	0	0	0	0	1
Gary Carter, R (1, 9) OBP: 0.359, SLG: 0.418	F9			F9			G6-4-3 BB		L6	3	0	0	0	1	0	0
Jose Morales, R (1, 3) OBP: 0.379, SLG: 0.407		F4		FC5-4 1B			G6-4-3 1-2 BB		BB 1B	3	0	2	0	1	0	0
Larry Parrish, R (1, 5) OBP: 0.311, SLG: 0.419		F4		FC5-4 1-2f			G6-4-3 1-2f 2-3		BB 1-2	3	0	0	0	1	0	3
Pepe Mangual, R (1, 8) OBP: 0.333, SLG: 0.344	5-3				K		FC6-4 BB		F8	3	0	0	0	1	1	2
Pete Mackanin, R (1, 4) OBP: 0.288, SLG: 0.395			F5		F4		FC6-4 1-2f			3	0	0	0	0	0	2
Barry Foote, R (1, 2) OBP: 0.230, SLG: 0.294			6-3		6-3			5-3		3	0	0	0	0	0	0
Dan Warthen, S (1, 1) OBP: 0.171, SLG: 0.147						6-3		K		2	0	1	0	0	0	0
Chuck Taylor, R (6, 1)										0	0	0	0	0	0	0
Nate Colbert, R (8, PH) OBP: 0.231, SLG: 0.310										1	0	0	0	0	1	0
Donald DeMola, R (8, 1)										0	0	0	0	0	0	0

	AB	28
	R	0
	H	3
	RBI	0
	BB	5
	SO	2
	LOB	9

Inning Stats	1	2	3	4	5	6	7	8	9
	R: 0 E: 0 K: 0 S: 6	H: 0 LOB: 0 BB: 0 P: 9	R: 0 E: 0 K: 0 S: 8	H: 0 LOB: 0 BB: 0 P: 10	R: 0 E: 0 K: 0 S: 8	H: 1 LOB: 1 BB: 0 P: 15	R: 0 E: 0 K: 0 S: 6	H: 1 LOB: 1 BB: 0 P: 9	R: 0 E: 0 K: 1 S: 5	H: 0 LOB: 0 BB: 0 P: 10
	R: 0 E: 0 K: 0 S: 6	H: 0 LOB: 0 BB: 1 P: 10	R: 0 E: 0 K: 0 S: 5	H: 0 LOB: 2 BB: 3 P: 20	R: 0 E: 0 K: 1 S: 10	H: 0 LOB: 0 BB: 0 P: 16	R: 0 E: 0 K: 0 S: 9	H: 1 LOB: 2 BB: 1 P: 18	1B: 3 2B: 0 3B: 0 HR: 0	SF: 0 SAC: 0 DP: 2 HBP: 0

	WP: 0	PA: 33
	PB: 0	
	SB: 0	
	CS: 0	

PITCHER	IP	WLS	BF	H	R	ER	SO	BB	IBB	HBP	BLK	WP	HR	S	P	ERA	WHIP
Brent Strom, L (1, 1) ERA: 2.38	9.0	W	33	3	0	0	2	5	0	0	0	0	0	63	117	0.00	0.889

PITCHER	IP	WLS	BF	H	R	ER	SO	BB	IBB	HBP	BLK	WP	HR	S	P	ERA	WHIP

Batter	1	2	3	4	5	6	7	8	9	AB	R	H	RBI	BB	SO	LOB
Don Hahn, R (1, 8) OBP: 0.314, SLG: 0.148	B S B B B 4-1 SH1-4 2B BB		S S X 0-2 ① F9		B S S B B X 3-2 ① F8		S S B B X 2-2 ① L8			3	1	0	0	1	0	0
Enzo Hernandez, R (1, 6) OBP: 0.282, SLG: 0.266	X 0-0 ① SH1-4 1-2		S B S C 1-3 ② K		S X 0-1 CS 1B		X 0-0 ② 6-3			3	0	1	0	0	1	0
Tito Fuentes, S (1, 4) OBP: 0.306, SLG: 0.345	S S B X 1-2 2-H 2B		B X 1-0 ③ F4		1 SAFE B B B S S X 2-2 ② ③ 6-3 1-2		S B B X 2-1 ③ 4-3			4	0	1	1	0	0	1
Willie McCovey, L (1, 3) OBP: 0.343, SLG: 0.439 Bobby Tolan, L (9, 3) OBP: 0.294, SLG: 0.327	B S B B B S F X 3-2 ② F7			B B S S B F B 4-2 FC5-4 BB		X 0-0 2B 1B 1B		B X 1-0 HR		3 0	2 0	2 0	1 0	1 0	0 0	1 0
Dave Winfield, R (1, 9) OBP: 0.352, SLG: 0.405	B S X 1-1 ③ 6-3			S B B B B X 3-1 ① FC5-4 CS 1-2f		X 0-0 1-3 1B 2B		B S S B F X 2-2 ① 5-3		4	1	1	0	0	0	2
Dick Sharon, R (1, 7) OBP: 0.340, SLG: 0.347		S S F B B S 2-3 ① K		S B B B B B 4-2 ② HR 1-2 BB		B B B S S X 3-2 ① F3		S X 0-1 ② F6		3	1	0	0	1	1	2
Dave Roberts, R (1, 5) OBP: 0.341, SLG: 0.450		S S B B S 2-3 ② K		B B X 2-0 1-H HR		X 0-0 2-H 3-H 1B		S X 0-1 ③ L7		4	1	2	4	0	1	0
Bob Davis, R (1, 2) OBP: 0.298, SLG: 0.273		X 0-0 3B		B B S X 2-1 1B		S B B S B X 2-2 ② F8				3	0	2	0	0	0	1
Brent Strom, R (1, 1) OBP: 0.143, SLG: 0.150		X 0-0 ③ F7		S S F X 0-2 ③ F8		X 0-0 ③ F8				3	0	0	0	0	0	3
Inning Stats	R: 1 H: 1 E: 0 LOB: 1 K: 0 BB: 1 S: 11 P: 20	R: 0 H: 1 E: 0 LOB: 1 K: 2 BB: 0 S: 9 P: 13	R: 0 H: 0 E: 0 LOB: 0 K: 1 BB: 0 S: 7 P: 9	R: 2 H: 2 E: 0 LOB: 1 K: 0 BB: 2 S: 14 P: 29	R: 0 H: 1 E: 0 LOB: 0 K: 0 BB: 0 S: 8 P: 13	R: 2 H: 3 E: 0 LOB: 1 K: 0 BB: 0 S: 10 P: 15	R: 0 H: 0 E: 0 LOB: 0 K: 0 BB: 0 S: 6 P: 10	R: 1 H: 1 E: 0 LOB: 0 K: 0 BB: 0 S: 9 P: 12		1B: 4 SF: 0 2B: 2 SAC: 1 3B: 1 DP: 0 HR: 2 HBP: 0				WP: 0 PA: 34 PB: 0 SB: 0 CS: 2		

PITCHER		IP	WLS	BF	H	R	ER	SO	BB	IBB	HBP	BLK	WP	HR	S	P	ERA	WHIP
Dan Warthen, L ERA: 3.38	(1, 1)	5.1	L	24	7	5	5	3	3	0	0	0	0	1	54	92	8.44	1.875
Chuck Taylor, R ERA: 3.9	(6, 1)	1.2		6	1	0	0	0	0	0	0	0	0	0	11	17	0.00	0.600
Donald DeMola, R ERA: 4.2	(8, 1)	1.0		4	1	1	1	0	0	0	0	0	0	1	9	12	9.00	1.000

PITCHER	IP	WLS	BF	H	R	ER	SO	BB	IBB	HBP	BLK	WP	HR	S	P	ERA	WHIP

BOTTOM

Montreal Expos @ San Diego Padres

San Diego Stadium, San Diego, CA

Sun Aug 31 1975, 6:33 AM EDT

Att. 9,876 - Unknown

livebaseballscorecards.com

AB	30
R	6
H	9
RBI	6
BB	3
SO	3
LOB	10

Batter	1	2	3	4	5	6	7	8	9	AB	R	H	RBI	BB	SO	LOB
Pepe Mangual, R (1, 8) OBP: 0.336, SLG: 0.347	B S B B S X 3-2 1B 2B		S B S B X 2-2 ③ L9			B S S B B B 4-2 CS BB		S B B S F B B 4-2 SH1-4 BB		2	1	1	0	2	0	0
Jim Dwyer, L (1, 7) OBP: 0.331, SLG: 0.317	X 0-0 FC1-6 1B 2-H			S B B B B 4-1 WP 1B BB		B S B B B 4-1 ① E 1B SF8 BB 1-2		B S X 1-1 ① SH1-4 1-2		1	2	1	1	2	0	0
Gary Carter, R (1, 2) OBP: 0.359, SLG: 0.417 Barry Foote, R (8, PH) OBP: 0.229, SLG: 0.293 (8, 2)	B S X 1-1 ① FC1-6 G3-6-3 1-2f			B S B S X 2-2 ① G3 1-3		X 0-0 SF8 E WP 1B 1-2		X 0-0 ② F7		3 1	1 0	1 0	0 0	0 0	0 0	2 1
Mike Jorgensen, L (1, 3) OBP: 0.363, SLG: 0.385	B X 1-0 ② ③ G3-6-3 1-2f			B B B S X 3-1 ② 1B 3-H		S X 0-1 E3 E 1-2 2-3		S B B X 2-1 ③ F9		4	0	1	1	0	0	4
Larry Biittner, L (1, 9) OBP: 0.388, SLG: 0.416 Jose Morales, R (6, PH) OBP: 0.376, SLG: 0.407 Tony Scott, S (6, 9) OBP: 0.259, SLG: 0.239 Jim Lyttle, L (9, PH) OBP: 0.357, SLG: 0.313 (9, 9)		B S B X 2-1 ① 6-3		X 0-0 ③ P5		B B B S X 3-1 ② SF8 2-3 3-H			S S X 0-2 ① 3-1	2 0 0 1	0 0 0 0	0 0 0 0	0 1 0 0	0 0 0 0	0 0 0 0	0 0 0 0
Larry Parrish, R (1, 5) OBP: 0.309, SLG: 0.416		X 0-0 ② F8		S X 0-1 ① F9		B S S F X 1-2 ③ F9 1-3 3-H			S X 0-1 ② 5-3	4	0	0	0	0	0	1
Pete Mackanin, R (1, 4) OBP: 0.288, SLG: 0.394	B B S S F B S 3-3 ③ K		X 0-0 ② F9		X 0-0 ① 5-3			B B S S X 2-2 S 2B 1B		4	1	1	0	0	1	0
Tim Foli, R (1, 6) OBP: 0.282, SLG: 0.289		B S S S 1-3 ① K		S B B B X 3-1 FC4 1B		B S S X 1-2 ② 4-3		S S B F F F B X 2-2 1-H 1B 2B		4	1	2	1	0	1	0
Steve Rogers, R (1, 1) OBP: 0.296, SLG: 0.242 Dale Murray, R (8, 1) OBP: 0.385, SLG: 0.273		B X 1-0 ② 4-3		S S B X 1-2 ③ FC4 1-2f		B S X 1-1 ③ P4		S S X 0-2 ③ 2-H 1B		3 1	0 0	0 1	0 1	0 0	0 0	1 0
Inning Stats	R: 1 H: 2 E: 0 LOB: 0 K: 0 BB: 0 S: 7 P: 12	R: 0 H: 0 E: 0 LOB: 0 K: 1 BB: 0 S: 7 P: 12	R: 0 H: 0 E: 0 LOB: 0 K: 1 BB: 0 S: 7 P: 11	R: 1 H: 1 E: 0 LOB: 0 K: 0 BB: 1 S: 7 P: 16	R: 0 H: 1 E: 0 LOB: 1 K: 0 BB: 0 S: 8 P: 12	R: 2 H: 1 E: 1 LOB: 1 K: 0 BB: 2 S: 12 P: 24	R: 0 H: 0 E: 0 LOB: 0 K: 0 BB: 0 S: 6 P: 8	R: 0 H: 0 E: 0 LOB: 1 K: 0 BB: 1 S: 8 P: 15	R: 2 H: 3 E: 0 LOB: 1 K: 0 BB: 0 S: 17 P: 21	1B: 6 SF: 1 2B: 2 SAC: 1 3B: 0 DP: 1 HR: 0 HBP: 0						

PITCHER		IP	WLS	BF	H	R	ER	SO	BB	IBB	HBP	BLK	WP	HR	S	P	ERA	WHIP
Wayne Simpson, R ERA: 3.6	(1, 1)	5.0		18	4	2	2	2	1	0	0	0	1	0	36	63	3.60	1.000
Tom Hilgendorf, L ERA: 1.9	(6, 1)	2.0		9	1	2	0	0	2	0	0	0	1	0	18	32	0.00	1.500
Tug McGraw, L ERA: 3.12	(8, 1)	1.0		4	0	0	0	0	1	0	0	0	0	0	8	15	0.00	1.000
Gene Garber, R ERA: 3.56	(9, 1)	1.0	L	5	3	2	2	0	0	0	0	0	0	0	17	21	18.00	3.000

PITCHER	IP	WLS	BF	H	R	ER	SO	BB	IBB	HBP	BLK	WP	HR	S	P	ERA	WHIP

TOP

Montreal Expos @ Philadelphia Phillies

Veterans Stadium, Philadelphia, PA

Mon Sep 01 1975, 7:05 PM EDT

Att. 12,925 - Unknown

livebaseballscorecards.com

AB	30
R	6
H	8
RBI	5
BB	4
SO	2
LOB	9

WP: 3 PA: 36
PB: 0
SB: 1
CS: 1

Batter	1	2	3	4	5	6	7	8	9	AB	R	H	RBI	BB	SO	LOB
Dave Cash, R (1, 4) OBP: 0.360, SLG: 0.393	S S S 0-3 ① K		S S X 0-2 ① P4		B B S X 2-2 ① FC6-4 1-2f		B S X 1-1 2B SF8 1-2 1B	B B S X 2-1 ③ 3-H 1B		5	1	2	1	0	1	2
Larry Bowa, S (1, 6) OBP: 0.333, SLG: 0.383	B X 1-0 ② G3		B B B S S B 4-2 1-3 1-2 BB		X 0-0 ② P4		B S B S F F F X 2-2 SF8 1B 1-3 2-H 2B		B S X 1-1 FC6-4 1B	4	1	2	1	1	0	1
Jay Johnstone, L (1, 9) OBP: 0.404, SLG: 0.475	B S S S X 1-2 ③ P6		S B B X 2-1 ② 1-3 1-2 2-3		X 0-0 ③ F8		B B S B X 3-1 ① SF8 2-3 3-H		S X 0-1 ① FC6-4 1-2f 2B	4	1	0	1	0	0	4
Greg Luzinski, R (1, 7) OBP: 0.393, SLG: 0.558		S B X 1-1 BB 1B 1B	B S B S S 2-3 ③ K			S S B X 1-2 ① 6-3	S S B B S 2-3 ② K		B X 1-0 ② F3	5	0	1	0	0	2	4
Dick Allen, R (1, 3) OBP: 0.328, SLG: 0.369		B X 1-0 BB 1-2 1B		B B B B 4-0 1B BB		B B S S S F B B 4-2 1B BB	S B S B F B X 3-2 3-H 1B		X 0-0 1-H 2B	3	0	3	2	2	0	0
Mike Schmidt, R (1, 5) OBP: 0.364, SLG: 0.507		B B X 2-0 ① F8		S B S S X 1-2 ① P4		S S B S 1-3 ② K	X 0-0 ③ F9		S B B S X 2-2 ③ F7	5	0	0	0	0	1	6
Garry Maddox, R (1, 8) OBP: 0.353, SLG: 0.425	B S B B B 4-1 G4-6-3 1-2 2-3 BB		1 SAFE B X 1-0 ② S 1-2 1B			X 0-0 1-2 1B		X 0-0 1B 3B		3	1	3	0	1	0	0
Johnny Oates, L (1, 2) OBP: 0.357, SLG: 0.340	B S X 1-1 ② ③ G4-6-3 1-2f			B S S B B X 3-2 ③ 3-1 1-2		B X 1-0 ③ 4-3		X 0-0 ① 1-3		4	0	0	0	0	0	7
Wayne Simpson, R (1, 1) Tim McCarver, L (5, PH) OBP: 0.420, SLG: 0.426 Tom Hilgendorf, S (6, 1) OBP: 0.308, SLG: 0.333 Tony Taylor, R (7, PH) OBP: 0.320, SLG: 0.349 Tug McGraw, R (8, 1) OBP: 0.182, SLG: 0.182 Tom Hutton, L (8, PH) OBP: 0.338, SLG: 0.328 Gene Garber, R (9, 1) OBP: 0.182, SLG: 0.182			B B B S B 4-1 1-3 BB BB		B X 1-0 FC6-4 1B		B B B S B 4-1 1B 2B BB	B S B X 2-1 ② F7		0 0 0 0 1 0 0 1 0 1 0 0 0 0 0 0 0 0 0 0 0 0 1 0 0 1 0 0 0 0 0 0 0 0 0 1 0 0 0 0 0 1 0 0 0 0 0 0 0							
Inning Stats	R: 0 H: 0 E: 0 LOB: 0 K: 1 BB: 0 S: 7 P: 9	R: 0 H: 2 E: 0 LOB: 2 K: 0 BB: 1 S: 7 P: 16	R: 0 H: 0 E: 0 LOB: 2 K: 1 BB: 2 S: 11 P: 23	R: 0 H: 1 E: 0 LOB: 1 K: 0 BB: 1 S: 7 P: 16	R: 0 H: 1 E: 0 LOB: 1 K: 0 BB: 0 S: 6 P: 9	R: 0 H: 1 E: 0 LOB: 2 K: 1 BB: 1 S: 11 P: 18	R: 3 H: 3 E: 0 LOB: 1 K: 1 BB: 1 S: 19 P: 34	R: 1 H: 2 E: 0 LOB: 1 K: 0 BB: 0 S: 6 P: 10	R: 1 H: 2 E: 0 LOB: 1 K: 0 BB: 0 S: 9 P: 13	1B: 9 2B: 2 3B: 1 HR: 0	SF: 1 SAC: 0 DP: 1 HBP: 0						

PITCHER		IP	WLS	BF	H	R	ER	SO	BB	IBB	HBP	BLK	WP	HR	S	P	ERA	WHIP
Steve Rogers, R ERA: 3.19	(1, 1)	7.2		36	9	4	4	4	6	0	0	0	0	0	72	131	4.70	1.957
Dale Murray, R ERA: 3.29	(8, 1)	1.1	W	6	3	1	1	0	0	0	0	0	0	0	11	17	6.75	2.250

PITCHER	IP	WLS	BF	H	R	ER	SO	BB	IBB	HBP	BLK	WP	HR	S	P	ERA	WHIP

BOTTOM

Montreal Expos @ Philadelphia Phillies

Veterans Stadium, Philadelphia, PA

Mon Sep 01 1975, 7:05 PM EDT

Att. 12,925 - Unknown

livebaseballscorecards.com

AB	35
R	5
H	12
RBI	5
BB	6
SO	4
LOB	25

Batter	1	2	3	4	5	6	7	8	9	AB	R	H	RBI	BB	SO	LOB
Jerry White, S (1, 8) OBP: 0.100, SLG: 0.100	S X 0-1 4-3 ①		X 0-0 2B 2-3 1B		S S B F X 1-2 5-3 ①		B S X 1-1 6-3 ③		B B B B 4-0 BB	4	1	1	0	0	0	0
(8, 7)										0	0	0	0	1	0	0
Bob Bailey, R (9, PH) OBP: 0.389, SLG: 0.350										0	0	0	0	0	0	0
Tony Scott, S (9, PR) OBP: 0.259, SLG: 0.239																
(9, 7)																
Jim Dwyer, L (1, 7) OBP: 0.338, SLG: 0.333	X 0-0 4-3 ②		X 0-0 4-3 1-H 3-H 2B		X 0-0 1B			S B X 1-1 FC5 1B 1B	F B S F B F S 2-3 K ②	3	0	2	2	0	0	0
Pepe Mangual, R (8, PH) OBP: 0.336, SLG: 0.348										2	0	1	0	0	1	2
(8, 8)																
Mike Jorgensen, L (1, 3) OBP: 0.364, SLG: 0.384	B B S B B 4-1 BB		B X 1-0 4-3 ② 2-3		B B B S S X 3-2 P5 ②			S B B X 2-1 FC5 1-2 1B	B S B B X 3-1 P4 ③	4	0	1	0	1	0	4
Larry Biittner, L (1, 9) OBP: 0.383, SLG: 0.411	S B X 1-1 1-3 ③		B S X 1-1 6-3 ③		X 0-0 F8 ③			S S S 0-3 K ①		4	0	0	0	0	1	5
Larry Parrish, R (1, 5) OBP: 0.308, SLG: 0.414		B S S S B S 2-3 K ①		S X 0-1 SH5-4 1B 1B	S X 0-1 F7 ①			X 0-0 FC5 FC6-4 1-2 2-3f		4	1	1	0	0	1	2
Pete Mackanin, R (1, 4) OBP: 0.286, SLG: 0.390		S B S S C 1-3 K ②		B X 1-0 SH5-4 ① 1-2	S S B B X 2-2 F7 ②			S X 0-1 FC6-4 ③ 1-2f		3	0	0	0	0	1	2
Dale Murray, R (8, 1) OBP: 0.385, SLG: 0.273										0	0	0	0	0	0	0
Tim Foli, R (1, 6) OBP: 0.284, SLG: 0.293		S X 0-1 6-3 ③		X 0-0 2-H 1B	B B S S F B X 3-2 F8 ③				B B X 2-0 2B 2B	4	1	2	1	0	0	0
Barry Foote, R (1, 2) OBP: 0.232, SLG: 0.301	B X 1-0 1B 2B 2B		B S X 1-1 P4 ②		S B S S S 1-3 K ①			X 0-0 BLK 2-H 2B		4	1	2	1	0	1	1
Dennis Blair, R (1, 1) OBP: 0.191, SLG: 0.156	S B S B S 2-3 K ①	S B S S S 1-3 K ③			S B B S S S 2-3 K ②			X 0-0 5-3 ① 2-3		2	0	0	0	0	2	2
Pat Scanlon, L (7, PH) OBP: 0.286, SLG: 0.319										1	0	0	0	0	1	0
Woodie Fryman, R (7, 1) OBP: 0.217, SLG: 0.244										0	0	0	0	0	0	0
Pepe Frias, R (8, 4) OBP: 0.182, SLG: 0.171										1	0	0	0	0	0	1
Inning Stats	R: 0 E: 0 K: 0 S: 6 H: 0 LOB: 1 BB: 1 P: 11	R: 0 E: 0 K: 2 S: 8 H: 0 LOB: 0 BB: 0 P: 11	R: 2 E: 0 K: 1 S: 9 H: 3 LOB: 1 BB: 0 P: 14	R: 1 E: 0 K: 1 S: 9 H: 2 LOB: 1 BB: 0 P: 12	R: 0 E: 0 K: 0 S: 9 H: 1 LOB: 1 BB: 0 P: 13	R: 0 E: 0 K: 0 S: 9 H: 0 LOB: 0 BB: 0 P: 14	R: 0 E: 0 K: 2 S: 8 H: 0 LOB: 0 BB: 0 P: 12	R: 0 E: 0 K: 1 S: 10 H: 2 LOB: 2 BB: 0 P: 13	R: 1 E: 0 K: 1 S: 10 H: 2 LOB: 2 BB: 1 P: 21	1B: 6 2B: 4 3B: 0 HR: 0 SF: 0 SAC: 1 DP: 0 HBP: 0						

TOP

Montreal Expos @ Philadelphia Phillies

Veterans Stadium, Philadelphia, PA

Tue Sep 02 1975, 7:05 PM EDT

Att. 15,232 - Unknown

livebaseballscorecards.com

AB	36
R	4
H	10
RBI	4
BB	2
SO	8
LOB	19

PITCHER		IP	WLS	BF	H	R	ER	SO	BB	IBB	HBP	BLK	WP	HR	S	P	ERA	WHIP
Larry Christenson, R ERA: 3.55	(1, 1)	5.0	L	22	6	3	3	4	1	0	0	0	0	0	41	61	5.40	1.400
Wayne Twitchell, R ERA: 4.48	(6, 1)	2.0		6	0	0	0	2	0	0	0	0	0	0	17	26	0.00	0.000
Tom Hilgendorf, L ERA: 1.89	(8, 1)	0.1		3	2	0	0	1	0	0	0	0	0	0	7	10	0.00	6.000
Gene Garber, R ERA: 3.53	(8, 1)	0.2		2	0	0	0	0	0	0	0	0	0	0	3	3	0.00	0.000
Tug McGraw, L ERA: 3.19	(9, 1)	1.0		6	2	1	1	1	1	0	0	1	0	0	10	21	9.00	3.000

PITCHER	IP	WLS	BF	H	R	ER	SO	BB	IBB	HBP	BLK	WP	HR	S	P	ERA	WHIP

BOTTOM

Batter	1	2	3	4	5	6	7	8	9	AB	R	H	RBI	BB	SO	LOB
Dave Cash, R (1, 4) OBP: 0.360, SLG: 0.391	B S B B S B 4-2 G6-3 BB		B S X 1-1 5-3 ② 2-3		X 0-0 F7 ②			B B S S X 2-2 L7 ② H 1-0 HBP		3	0	0	0	1	0	3
Larry Bowa, S (1, 6) OBP: 0.331, SLG: 0.381	S X 0-1 G6-3 ① ② 1-2f		B X 1-0 L3 ③		B S B B X 3-1 FC4-6 ③ 1-2f			S X 0-1 1B BB 1B B X 1-0 P3 ②		5	1	1	0	0	0	6
Garry Maddox, R (1, 8) OBP: 0.351, SLG: 0.422	S X 0-1 3-1 ③			B S B B S X 2-2 P6 ①	S B S X 1-2 F9 ①			S S X 0-2 BB BB 1B 1-3 B X 1-0 P4 ③		5	0	1	0	0	0	2
Greg Luzinski, R (1, 7) OBP: 0.395, SLG: 0.558		B B S X 2-1 F9 ①		B S B B S B F B 4-2 G4-6-3 BB	X 0-0 G6-4-3 1B			B S B B B 4-1 BB 1-2		2	0	1	0	2	0	0
Dick Allen, R (1, 3) OBP: 0.330, SLG: 0.367		B B B S B 4-1 S BB		S X 0-1 G4-6-3 ② ③ 1-2f	B X 1-0 G6-4-3 ② ③ 1-2f			B S S B F F B F B 4-2 BB 1-2 2-3 3-H		2	0	0	1	2	0	2
Mike Schmidt, R (1, 5) OBP: 0.363, SLG: 0.504		B S B B S B F S 3-3 K ② 1-2	B B B 4-0 1B 1B BB				S B B B S F S 3-3 K ① X 0-0 F7 ③			3	1	0	0	1	2	4
Tom Hutton, L (1, 9) OBP: 0.340, SLG: 0.331 Mike Anderson, R (7, PH) OBP: 0.317, SLG: 0.390 (8, 9)		B S B B S X 3-2 3-1 ③	B B S S F B X 3-2 1B 1-3 1B				B S B S S X 2-2 F7 ②		S B S S 1-3 K ①	2 2	0 0	1 0	0 0	0 0	0 1	1 0
Johnny Oates, L (1, 2) OBP: 0.358, SLG: 0.341 Jerry Martin, R (7, PH) OBP: 0.289, SLG: 0.341 Bob Boone, R (8, 2) OBP: 0.323, SLG: 0.324			S X 0-1 5-3 ①		B S X 1-1 FC4-6 1-2 3-H 1B		B S X 1-1 5-3 ③		S X 0-1 BLK 2B 1B	2 1 1	0 0 1	1 0 1	1 0 0	0 0 0	0 0 0	0 0 0
Larry Christenson, R (1, 1) OBP: 0.283, SLG: 0.395 Tony Taylor, R (5, PH) OBP: 0.316, SLG: 0.345 Wayne Twitchell, R (6, 1) OBP: 0.063, SLG: 0.094 Tom Hilgendorf, S (8, 1) OBP: 0.308, SLG: 0.333 Gene Garber, R (8, 1) OBP: 0.182, SLG: 0.182 Ollie Brown, R (8, PH) OBP: 0.366, SLG: 0.516 Tug McGraw, R (9, 1) OBP: 0.182, SLG: 0.182 Tim McCarver, L (9, PH) OBP: 0.427, SLG: 0.449			S X 0-1 5-3 2B		B S B S B S 3-3 K ①			B S B B B S X 3-2 P3 ①	B S B B S S X 2-2 1-H 2B	1 1 0 0 0 1 0 1	0 0 0 0 0 0 0 0	1 0 0 0 0 0 0 1	0 0 0 0 0 0 0 1	0 1 0 0 0 0 0 0	0 2 0 0 0 0 0 0	0 0 0 0 0 0 0 0
Inning Stats	R: 0 H: 0 E: 0 LOB: 0 K: 0 BB: 1 S: 6 P: 10	R: 0 H: 0 E: 0 LOB: 1 K: 1 BB: 1 S: 10 P: 22	R: 0 H: 1 E: 0 LOB: 1 K: 0 BB: 0 S: 7 P: 9	R: 0 H: 0 E: 0 LOB: 0 K: 0 BB: 1 S: 8 P: 14	R: 1 H: 2 E: 0 LOB: 2 K: 1 BB: 1 S: 12 P: 26	R: 0 H: 1 E: 0 LOB: 0 K: 0 BB: 0 S: 5 P: 7	R: 0 H: 0 E: 0 LOB: 0 K: 1 BB: 0 S: 9 P: 15	R: 1 H: 2 E: 0 LOB: 3 K: 0 BB: 2 S: 18 P: 31	R: 1 H: 2 E: 0 LOB: 2 K: 1 BB: 0 S: 11 P: 17	1B: 6 2B: 2 3B: 0 HR: 0	SF: 0 SAC: 0 DP: 3 HBP: 1			WP: 0 PB: 0 SB: 1 CS: 0	PA: 39		

PITCHER		IP	WLS	BF	H	R	ER	SO	BB	IBB	HBP	BLK	WP	HR	S	P	ERA	WHIP
Dennis Blair, R ERA: 3.8	(1, 1)	6.0	W	23	4	1	1	2	4	0	0	0	0	0	48	88	1.50	1.333
Woodie Fryman, L ERA: 3.4	(7, 1)	1.2		7	2	1	1	1	0	0	0	0	0	0	20	31	5.40	1.200
Dale Murray, R ERA: 3.34	(8, 1)	1.1	S	9	2	1	1	1	2	0	1	1	0	0	18	32	6.75	3.000

PITCHER	IP	WLS	BF	H	R	ER	SO	BB	IBB	HBP	BLK	WP	HR	S	P	ERA	WHIP

Montreal Expos @ Philadelphia Phillies

Veterans Stadium, Philadelphia, PA

Tue Sep 02 1975, 7:05 PM EDT

Att. 15,232 - Unknown

livebaseballscorecards.com

AB	32
R	3
H	8
RBI	3
BB	6
SO	4
LOB	20

Montreal Expos @ Philadelphia Phillies

Veterans Stadium, Philadelphia, PA

Wed Sep 03 1975, 7:05 PM EDT

Att. 15,597 - Unknown

TOP

livebaseballscorecards.com

Batter	1	2	3	4	5	6	7	8	9	AB	R	H	RBI	BB	SO	LOB
Bob Bailey, R (1, 7) OBP: 0.385, SLG: 0.346	SSS 0-3 ① K		x 0-0 ① F8	x 0-0 ③ F8			x 0-0 FC5-4 1B		x 0-0 ②③ G6-4-3 1-2f	5	0	1	0	0	1	3
Tim Foli, R (1, 6) OBP: 0.285, SLG: 0.294	x 0-0 S 1B		x 0-0 1B 1-2 FC5 1B		x 0-0 ① F8		x 0-0 ② FC5-4 1-2f			4	1	2	0	0	0	1
Pepe Mangual, R (1, 8) OBP: 0.338, SLG: 0.348	BBBB 4-0 G6-4-3 1-2 BB		x 0-0 FC5 1-3 2-H 1B		x 0-0 ② F8		x 0-0 ③ F8			3	0	1	1	1	0	1
Jose Morales, R (1, 3) OBP: 0.364, SLG: 0.393	x 0-0 ②③ G6-4-3 1-2f		x 0-0 FC5 G6-4-3 1-2 3-H		SSS 0-3 ③ K			x 0-0 ① F9		4	0	0	1	0	1	3
Larry Parrish, R (1, 5) OBP: 0.312, SLG: 0.416		x 0-0 CS 1B 1B	x 0-0 ②③ G6-4-3 1-2f			x 0-0 PB 1B		BBBB 4-0 E S BB		3	0	2	0	1	0	2
Pete Mackanin, R (1, 4) OBP: 0.288, SLG: 0.390 Chuck Taylor, R (8, 1)		x 0-0 1-2 1B		BBB 4-0 F9 1B SF9 BB		SSS 0-3 ① K 1-2		x 0-0 ② F7		3 0	1 0	1 0	0 0	1 0	1 0	2 0
Barry Foote, R (1, 2) OBP: 0.232, SLG: 0.300		SSS 0-3 ①② K 2-3		x 0-0 1-2 1B		x 0-0 ② F8		SSS 0-3 ③ K 1-3		4	0	1	0	0	2	4
Ellis Valentine, R (1, 9) Larry Biittner, L (9, PH) OBP: 0.385, SLG: 0.413		x 0-0 ③ F3		x 0-0 ① F9 2-3		x 0-0 ③ 3-1			x 0-0 G6-4-3 1B	3 1	0 0	0 1	0 0	0 0	0 0	4 0
Don Carrithers, R (1, 1) OBP: 0.158, SLG: 0.222 Hal Breeden, R (7, PH) OBP: 0.222, SLG: 0.188 Fred Scherman, L (7, 1) OBP: 0.125, SLG: 0.133 Dale Murray, R (8, 1) OBP: 0.385, SLG: 0.273 Pepe Frias, R (8, 4) OBP: 0.182, SLG: 0.171 Jim Dwyer, L (9, PH) OBP: 0.336, SLG: 0.331			x 0-0 1B 1B 1B	x 0-0 SF9 3-H			x 0-0 ① F9		SSS 0-3 ① K	1 1 0 0 0 1	1 0 0 0 0 0	1 0 0 0 0 0	1 0 0 0 0 0	0 0 0 0 0 1	0 0 0 0 0 1	0 0 0 0 0 1

Inning Stats																								
	R: 0	H: 1	R: 0	H: 2	R: 2	H: 3	R: 1	H: 1	R: 0	H: 0	R: 0	H: 1	R: 0	H: 1	R: 0	H: 0	R: 0	H: 1	1B: 10	SF: 1	WP: 0	PA: 37
	E: 0	LOB: 1	E: 0	LOB: 1	E: 0	LOB: 1	E: 0	LOB: 1	E: 0	LOB: 0	E: 0	LOB: 1	E: 0	LOB: 1	E: 0	LOB: 1	E: 0	LOB: 0	2B: 1	SAC: 0	PB: 1	
	K: 1	BB: 1	K: 1	BB: 0	K: 0	BB: 0	K: 0	BB: 1	K: 1	BB: 0	K: 1	BB: 0	K: 0	BB: 0	K: 1	BB: 1	K: 1	BB: 0	3B: 0	DP: 4	SB: 2	
	S: 5	P: 9	S: 6	P: 6	S: 6	P: 6	S: 4	P: 8	S: 5	P: 5	S: 6	P: 6	S: 4	P: 4	S: 5	P: 9	S: 5	P: 5	HR: 0	HBP: 0	CS: 1	

PITCHER		IP	WLS	BF	H	R	ER	SO	BB	IBB	HBP	BLK	WP	HR	S	P	ERA	WHIP
Tom Underwood, L ERA: 3.81	(1, 1)	8.0	W	34	9	3	3	5	3	0	0	0	0	0	41	53	3.38	1.500
Gene Garber, R ERA: 3.5	(9, 1)	1.0	S	3	1	0	0	1	0	0	0	0	0	0	5	5	0.00	1.000

PITCHER	IP	WLS	BF	H	R	ER	SO	BB	IBB	HBP	BLK	WP	HR	S	P	ERA	WHIP

AB	33
R	3
H	10
RBI	3
BB	3
SO	6
LOB	21

Batter	1	2	3	4	5	6	7	8	9	AB	R	H	RBI	BB	SO	LOB
Dave Cash, R (1, 4) OBP: 0.363, SLG: 0.390	6-3		BB 1-2 3B		BB 9-3			BB E 1B		1	2	0	0	3	0	0
Larry Bowa, S (1, 6) OBP: 0.331, SLG: 0.380	F7		P4		9-3 1-2f			E5 1-H 1B		4	0	1	0	0	0	3
Garry Maddox, R (1, 8) OBP: 0.355, SLG: 0.438	6-3		SF9 1-H 2-H 3B			HR		CS BB		3	2	2	3	1	0	0
Greg Luzinski, R (1, 7) OBP: 0.396, SLG: 0.557 Jerry Martin, R (8, PR) OBP: 0.289, SLG: 0.341 (9, 7)		FC5 BB HBP	SF9 3-H			P4		2B 1B 1-2 BB		1 0	0 1	0 0	1 0	1 0	0 0	0 0
Dick Allen, R (1, 3) OBP: 0.329, SLG: 0.365		F9	K			F8		2B 1-2 1B		4	0	1	0	0	1	1
Mike Schmidt, R (1, 5) OBP: 0.364, SLG: 0.505		BB 1-2	L7			P4		1-3 2-H 2B		3	0	1	1	1	0	0
Tom Hutton, L (1, 9) OBP: 0.336, SLG: 0.326 Mike Anderson, R (7, PH) (8, 9) OBP: 0.319, SLG: 0.389		F7	K				F9	BB		2 1	0 0	0 0	0 0	0 1	1 0	2 0
Johnny Oates, L (1, 2) OBP: 0.355, SLG: 0.338 Bob Boone, R (7, PH) (8, 2) OBP: 0.321, SLG: 0.321		FC5 2-3f	6-3				K	P6		2 2	0 0	0 0	0 0	0 0	0 1	2 3
Tom Underwood, R (1, 1) OBP: 0.162, SLG: 0.138 Gene Garber, R (9, 1) OBP: 0.182, SLG: 0.182			BB PB 3B		6-3		F9			2 0	1 0	0 0	0 0	1 0	0 0	0 0
Inning Stats	R: 0 E: 0 K: 0 S: 3 H: 0 LOB: 0 BB: 0 P: 3	R: 0 E: 0 K: 0 S: 3 H: 0 LOB: 2 BB: 1 P: 8	R: 3 E: 0 K: 1 S: 6 H: 1 LOB: 0 BB: 2 P: 14	R: 0 E: 0 K: 1 S: 5 H: 0 LOB: 0 BB: 0 P: 5	R: 0 E: 0 K: 0 S: 2 H: 0 LOB: 0 BB: 1 P: 6	R: 1 E: 0 K: 0 S: 4 H: 1 LOB: 0 BB: 0 P: 4	R: 0 E: 0 K: 1 S: 5 H: 0 LOB: 0 BB: 0 P: 5	R: 2 E: 1 K: 0 S: 4 H: 3 LOB: 3 BB: 4 P: 20		1B: 2 2B: 2 3B: 1 HR: 1	SF: 1 SAC: 0 DP: 1 HBP: 1					

PITCHER		IP	WLS	BF	H	R	ER	SO	BB	IBB	HBP	BLK	WP	HR	S	P	ERA	WHIP
Don Carrithers, R ERA: 3.3	(1, 1)	6.0	L	24	2	4	4	2	4	0	1	0	0	1	23	40	6.00	1.000
Fred Scherman, L ERA: 4.05	(7, 1)	1.0		4	0	1	1	1	1	0	0	0	0	0	5	9	9.00	1.000
Dale Murray, R ERA: 3.41	(8, 1)	0.2		5	3	1	1	0	2	0	0	0	0	0	3	11	13.50	7.500
Chuck Taylor, R ERA: 3.88	(8, 1)	0.1		2	0	0	0	0	1	0	0	0	0	0	1	5	0.00	3.000

PITCHER	IP	WLS	BF	H	R	ER	SO	BB	IBB	HBP	BLK	WP	HR	S	P	ERA	WHIP

BOTTOM

Montreal Expos @ Philadelphia Phillies

Veterans Stadium, Philadelphia, PA

Wed Sep 03 1975, 7:05 PM EDT

Att. 15,597 - Unknown

livebaseballscorecards.com

AB	25
R	6
H	5
RBI	5
BB	8
SO	3
LOB	11

WP: 0 PB: 1 SB: 0 CS: 1 PA: 35

Batter	1	2	3	4	5	6	7	8	9	10	AB	R	H	RBI	BB	SO	LOB
Frank Taveras, R (1, 6) OBP: 0.275, SLG: 0.260	S B S F X 1-2 P6 ①		B S B B B 4-1 1B BB		X 0-0 F9 ①		S S B X 1-2 1-2 1B	S X 0-1 F7 ②		B B X 2-0 G6-4-3 ② ③ 1-2f	4	0	1	0	1	0	2
Art Howe, R (10, PH) OBP: 0.264, SLG: 0.248											1	0	0	0	0	0	2
Kent Tekulve, R (10, 1)											0	0	0	0	0	0	0
Manny Sanguillen, R (1, 2) OBP: 0.379, SLG: 0.448	B S X 1-1 F8 ②		S S X 0-2 1-2 1B		X 0-0 G3 ②		B S X 1-1 F9 ② 2-3	B S B B B 4-1 1-2 2-3 BB			4	0	1	0	1	0	2
Al Oliver, L (1, 8) OBP: 0.303, SLG: 0.454	B S S B B S 3-3 K ③		S B X 1-1 6-3 ③		B X 1-0 1B		X 0-0 P6 ③	S B S B B S 3-3 K ③			5	0	1	0	0	2	7
Bob Robertson, R (1, 3) OBP: 0.373, SLG: 0.455		S S S 0-3 K ①		X 0-0 2B 1B	S B S B C 2-3 K ③			B S B B B 4-2 HR BB	B B S B C 3-3 K ①		3	0	1	0	1	2	1
Miguel Dilone, S (8, PR)											0	1	0	0	0	0	0
Ed Kirkpatrick, L (8, 3) OBP: 0.313, SLG: 0.349											1	0	0	0	0	1	0
Richie Zisk, R (1, 7) OBP: 0.360, SLG: 0.462		B S S S X 1-2 5-3 ②		S S S 0-3 K ①		B B S S B B 4-2 FC1-6 BB		X 0-0 1-H HR	S S C 0-3 K ②		4	1	1	2	1	2	1
Dave Parker, L (1, 9) OBP: 0.361, SLG: 0.536		B B B S B 4-1 BB		B X 1-0 1-3 2B		S S B F F X 1-2 ① FC1-6 G4-6-3 1-2f		S S H 1-2 SH1-4 1B HBP	B X 1-0 ③ 4-3		3	1	1	0	1	0	1
Richie Hebner, L (1, 5) OBP: 0.322, SLG: 0.408	X 0-0 ③ 1-3		S X 0-1 ② F2			X 0-0 ② ③ G4-6-3 1-2f		X 0-0 ① SH1-4 1-2		S S S X 0-2 ① F7	4	0	0	0	0	0	4
Willie Randolph, R (1, 4) OBP: 0.297, SLG: 0.138		S S B X 1-2 ① 5-3	I I I I 4-0 IBB				B S B B B 4-1 F9 1B BB	B B B 4-0 BB 1B BB		S B X 1-1 1B 1B	2	0	1	0	3	0	0
Bruce Kison, R (1, 1) OBP: 0.151, SLG: 0.118		S S F B B S 2-3 K ②	S S B C 1-3 K ③				B B S B X 3-1 F8 ①	X 0-0 BB 1-2 2-H 1B		B B B S S X 3-2 G6-4-3 1-3 1B	0	0	0	0	0	0	0
Bob Moose, R (1, 1) OBP: 0.167, SLG: 0.167											2	0	0	0	0	2	3
Bill Robinson, R (7, PH) OBP: 0.308, SLG: 0.465											1	0	0	0	0	0	1
Ramon Hernandez, S (7, 1)											0	0	0	0	0	0	0
Willie Stargell, L (8, PH) OBP: 0.357, SLG: 0.531											1	0	1	1	0	0	0
Dave Giusti, R (8, 1) OBP: 0.400, SLG: 0.333											0	0	0	0	0	0	0
Craig Reynolds, L (10, PH) OBP: 0.246, SLG: 0.269											1	0	1	0	0	0	0
(10, 6)																	

TOP

Pittsburgh Pirates @ Montreal Expos

Jarry Park, Montreal, QB

Fri Sep 05 1975, 7:05 PM EDT

Unknown - 68 F

livebaseballscorecards.com

AB	36
R	3
H	9
RBI	3
BB	8
SO	9
LOB	24

Inning Stats	1	2	3	4	5	6	7	8	9	10
	R: 0 E: 0 K: 1 S: 9	H: 0 LOB: 0 BB: 0 P: 14	R: 0 E: 0 K: 1 S: 8	H: 0 LOB: 1 BB: 1 P: 13	R: 0 E: 0 K: 1 S: 13	H: 1 LOB: 2 BB: 1 P: 21	R: 0 E: 0 K: 2 S: 10	H: 2 LOB: 3 BB: 1 P: 16	R: 0 E: 0 K: 1 S: 6	H: 1 LOB: 1 BB: 0 P: 9
	R: 0 E: 0 K: 0 S: 8	H: 0 LOB: 0 BB: 1 P: 13	R: 0 E: 0 K: 0 S: 9	H: 1 LOB: 2 BB: 1 P: 18	R: 3 E: 0 K: 1 S: 13	H: 2 LOB: 3 BB: 3 P: 29	R: 0 E: 0 K: 2 S: 7	H: 0 LOB: 0 BB: 0 P: 11	R: 0 E: 0 K: 0 S: 9	H: 2 LOB: 1 BB: 0 P: 15

1B: 7 SF: 0 PA: 46
2B: 1 SAC: 1
3B: 0 DP: 2
HR: 1 HBP: 1

WP: 0
PB: 0
SB: 0
CS: 0

PITCHER		IP	WLS	BF	H	R	ER	SO	BB	IBB	HBP	BLK	WP	HR	S	P	ERA	WHIP
Dan Warthen, L ERA: 3.39	(1, 1)	7.1		34	6	3	3	6	5	1	1	0	0	1	69	115	3.68	1.500
Dale Murray, R ERA: 3.41	(8, 1)	0.0		1	0	0	0	0	1	0	0	0	0	0	0	4	∞	∞
Woodie Fryman, L ERA: 3.36	(8, 1)	1.2		7	1	0	0	3	1	0	0	0	0	0	14	25	0.00	1.200
Chuck Taylor, R ERA: 3.82	(10, 1)	1.0	W	4	2	0	0	0	0	0	0	0	0	0	9	15	0.00	2.000

PITCHER	IP	WLS	BF	H	R	ER	SO	BB	IBB	HBP	BLK	WP	HR	S	P	ERA	WHIP

Batter	1	2	3	4	5	6	7	8	9	10	AB	R	H	RBI	BB	SO	LOB
Jerry White, S (1, 8) OBP: 0.250, SLG: 0.143 (8, 7)	4-2 FC2-6 BB	0-0 F8		2-2 E 1-2 1B		2-2 P4		0-0 F9		4-0 BB 1-2 IBB	4	0	1	0	2	0	1
Jim Dwyer, L (1, 7) OBP: 0.336, SLG: 0.331	0-1 FC2-6 BB BB BB 1-2f	0-2 F8	0-1 E2 1-3 2-H 1B			2-1 F9		1-0 4-3 1B	4-1 1-2 2-3 3-H BB		3	1	1	0	0	0	1
Pepe Mangual, R (7, PH) OBP: 0.339, SLG: 0.348 (8, 8)											2	0	1	1	1	0	0
Mike Jorgensen, L (1, 3) OBP: 0.366, SLG: 0.386	4-0 BB BB 1-2 BB	3-2 G3 2B	0-0 3-1						0-0 4-3 1-2		3	0	1	0	2	0	3
Larry Biittner, L (1, 9) OBP: 0.388, SLG: 0.411	4-0 BB 1-2 2-3 BB	4-2 G3 BB	3-1 6-3				1-2 P2		4-0 FC5-4 IBB		1	0	0	0	2	0	0
Bob Bailey, R (7, PH) OBP: 0.383, SLG: 0.345											1	0	0	0	0	0	1
Ellis Valentine, R (8, 9) OBP: 0.243, SLG: 0.188											0	0	0	0	0	0	0
Hal Breeden, R (9, PH) OBP: 0.296, SLG: 0.316											0	0	0	0	1	0	0
Chuck Taylor, R (10, 1) OBP: 0.284, SLG: 0.293											0	0	0	0	0	0	0
Pat Scanlon, L (1, 5)	4-2 1-2 2-3 3-H BB	2-1 G3 1-2 2-3	4-0 4-3 BB				0-0 FC5-4 1-2f		1-2 FC5-4 1-2f		1	0	0	1	2	0	2
Tim Foli, R (7, PH) OBP: 0.243, SLG: 0.188											2	0	0	0	0	0	3
(8, 6)																	
Barry Foote, R (1, 2) OBP: 0.232, SLG: 0.301	1-2 F4	2-3 K	0-0 4-3 1-2					2-0 F8 SF7 2B	0-0 F7		5	1	1	0	0	1	8
Jim Cox, R (1, 4) OBP: 0.362, SLG: 0.390	1-1 4-3			0-0 6-3	0-1 L5			0-1 F8 2-3	4-1 4-3 WP BB BB		3	0	0	0	0	0	4
Jose Morales, R (8, PH) OBP: 0.390, SLG: 0.390											1	0	0	0	0	0	1
Pete Mackanin, R (9, 4) OBP: 0.290, SLG: 0.390											0	1	0	0	1	0	0
Pepe Frias, R (1, 6) OBP: 0.170, SLG: 0.159 (8, 5)	0-0 6-3			0-0 F8		1-1 F9		4-1 BB	1-1 4-3 1-3		3	0	0	0	0	0	0
Larry Parrish, R (8, PH) OBP: 0.313, SLG: 0.415 (9, 5)											1	0	0	0	1	0	1
Dan Warthen, S (1, 1) OBP: 0.184, SLG: 0.162	1-1 4-3			1-0 1B 1B E 1B		0-0 6-3		2-0 SF7 3-H	4-0 BB PB IBB		3	1	1	0	0	0	0
Dale Murray, R (8, 1) OBP: 0.385, SLG: 0.273											0	0	0	0	0	0	0
Woodie Fryman, R (8, 1) OBP: 0.217, SLG: 0.244											0	0	0	0	0	0	0
Jim Lyttle, L (8, 9) OBP: 0.362, SLG: 0.313											0	0	0	1	1	0	0
Inning Stats	R: 1 H: 0 E: 0 LOB: 3 K: 0 BB: 4 S: 12 P: 30	R: 0 H: 0 E: 0 LOB: 0 K: 0 BB: 0 S: 4 P: 5	R: 0 H: 1 E: 0 LOB: 2 K: 1 BB: 1 S: 13 P: 24	R: 1 H: 3 E: 1 LOB: 2 K: 0 BB: 0 S: 10 P: 13	R: 0 H: 0 E: 0 LOB: 1 K: 0 BB: 1 S: 5 P: 12	R: 0 H: 0 E: 0 LOB: 0 K: 0 BB: 0 S: 6 P: 9	R: 0 H: 0 E: 0 LOB: 1 K: 0 BB: 1 S: 11 P: 18	R: 1 H: 1 E: 0 LOB: 1 K: 0 BB: 1 S: 6 P: 14	R: 0 H: 1 E: 0 LOB: 2 K: 0 BB: 1 S: 9 P: 15	R: 1 H: 0 E: 0 LOB: 3 K: 0 BB: 4 S: 4 P: 21	1B: 4 SF: 1 2B: 2 SAC: 0 3B: 0 DP: 0 HR: 0 HBP: 0						

PITCHER		IP	WLS	BF	H	R	ER	SO	BB	IBB	HBP	BLK	WP	HR	S	P	ERA	WHIP
Bruce Kison, R ERA: 3.48	(1, 1)	0.1		5	0	1	1	0	2	2	0	0	1	0	4	21	27.00	6.000
Bob Moose, R ERA: 5.17	(1, 1)	5.2		23	4	1	0	1	2	0	0	0	0	0	43	70	0.00	1.059
Ramon Hernandez, L ERA: 3.23	(7, 1)	1.0		4	0	0	0	0	1	0	0	0	0	0	11	18	0.00	1.000
Dave Giusti, R ERA: 2.4	(8, 1)	2.0		10	2	1	1	0	1	1	0	0	0	0	15	29	4.50	1.500
Kent Tekulve, R ERA: 2.58	(10, 1)	0.1	L	5	0	1	1	0	2	2	0	0	1	0	4	21	27.00	6.000

BOTTOM

Pittsburgh Pirates @ Montreal Expos

Jarry Park, Montreal, QB

Fri Sep 05 1975, 7:05 PM EDT

Unknown - 68 F

livebaseballscorecards.com

AB	33
R	4
H	6
RBI	3
BB	13
SO	1
LOB	25

1B: 4 SF: 1 PA: 47
2B: 2 SAC: 0
3B: 0 DP: 0
HR: 0 HBP: 0
WP: 1
PB: 1
SB: 0
CS: 0

Batter	1	2	3	4	5	6	7	8	9	AB	R	H	RBI	BB	SO	LOB
Frank Taveras, R (1, 6) OBP: 0.280, SLG: 0.266	S B B B B 4-1 3-1 S E BB		S S X 0-2 ② 4-3		X 0-0 2-H 2B		S X 0-1 1-2 2-3 1B		S B F X 1-2 ③ 6-3	4	1	2	1	1	0	0
Richie Hebner, L (1, 5) OBP: 0.321, SLG: 0.406	S S X 0-2 ① 3-1 1-3		S S S 0-3 ③ K		S B S F F X 1-2 ③ F8		B X 1-0 1-2 2-H 3-H 1B			4	0	1	2	0	1	2
Al Oliver, L (1, 8) OBP: 0.301, SLG: 0.451	S B S B S 2-3 ② K			B X 1-0 ① L4	B B S S B X 3-2 ① 6-3		S S B S X 1-2 ③ 4-3			4	0	0	0	0	1	3
Willie Stargell, L (1, 3) OBP: 0.366, SLG: 0.535	X 0-0 E3 3-H			B S S X 1-2 HR	B B S S S B S 3-3 ② K			B S B B S X 3-2 ① F8		4	1	1	1	0	1	0
Dave Parker, L (1, 9) OBP: 0.360, SLG: 0.534	S S S B S 1-3 ③ K			S S X 0-2 ② 4-3	B S S S B C 2-3 ③ K			S B X 1-1 2B 1B		4	0	1	0	0	2	1
Richie Zisk, R (1, 7) OBP: 0.359, SLG: 0.463 Miguel Dilone, S (8, PR) Bill Robinson, R (8, 7) OBP: 0.308, SLG: 0.465		S B S S C 1-3 ① K		S S B X 1-2 ③ 6-3			S X 0-1 ① 1-3	S X 0-1 ② 1-H 2B		4 0 0	0 0 0	1 0 0	0 0 0	0 0 0	1 0 0	0 0 0
Duffy Dyer, R (1, 2) OBP: 0.218, SLG: 0.322		B X 1-0 G4-3-6 1B			B S X 1-1 ① 4-3		S S F F C 0-3 ② K	B S S F B X 2-2 ③ 5-3		4	0	1	0	0	1	1
Willie Randolph, R (1, 4) OBP: 0.317, SLG: 0.182		B S S B X 2-2 ② ③ G4-3-6 1-2f			B S S X 1-2 SH1-4 2B 1B		S B X 1-1 1B 1B 1B 1B		B S B S X 2-2 ① F8	4	2	2	0	0	0	1
Jim Rooker, R (1, 1) OBP: 0.140, SLG: 0.093 Kent Tekulve, R (6, 1) OBP: 0.200, SLG: 0.111 Ramon Hernandez, S (8, 1)			B S S F X 1-2 ① 5-3		S X 0-1 ② SH1-4 1-2		S X 0-1 1B 1B 1-2 1B		B S X 1-1 ② 1-3	1 1 1	0 1 0	0 1 0	0 0 0	0 0 0	0 0 0	0 0 0
Inning Stats	R: 1 H: 0 E: 1 LOB: 1 K: 2 BB: 1 S: 11 P: 18	R: 0 H: 1 E: 0 LOB: 0 K: 1 BB: 0 S: 7 P: 11	R: 0 H: 0 E: 0 LOB: 0 K: 1 BB: 0 S: 10 P: 11	R: 1 H: 1 E: 0 LOB: 0 K: 0 BB: 0 S: 10 P: 13	R: 1 H: 2 E: 0 LOB: 1 K: 0 BB: 0 S: 13 P: 16	R: 0 H: 0 E: 0 LOB: 0 K: 2 BB: 0 S: 9 P: 17	R: 2 H: 4 E: 0 LOB: 2 K: 1 BB: 0 S: 17 P: 20	R: 0 H: 2 E: 0 LOB: 1 K: 0 BB: 0 S: 11 P: 17	R: 0 H: 0 E: 0 LOB: 0 K: 0 BB: 0 S: 9 P: 13	1B: 7 SF: 0 2B: 2 SAC: 1 3B: 0 DP: 1 HR: 1 HBP: 0						

PITCHER		IP	WLS	BF	H	R	ER	SO	BB	IBB	HBP	BLK	WP	HR	S	P	ERA	WHIP
Steve Renko, R ERA: 4.26	(1, 1)	5.0	L	20	4	3	2	4	1	0	0	0	0	1	51	69	3.60	1.000
Fred Scherman, L ERA: 4.0	(6, 1)	1.0		3	0	0	0	2	0	0	0	0	0	0	9	17	0.00	0.000
Dale Murray, R ERA: 3.53	(7, 1)	2.0		11	6	2	2	1	0	0	0	0	0	0	28	37	9.00	3.000
Chuck Taylor, R ERA: 3.76	(9, 1)	1.0		3	0	0	0	0	0	0	0	0	0	0	9	13	0.00	0.000

PITCHER	IP	WLS	BF	H	R	ER	SO	BB	IBB	HBP	BLK	WP	HR	S	P	ERA	WHIP

TOP

Pittsburgh Pirates @ Montreal Expos

Jarry Park, Montreal, QB

Fri Sep 05 1975, 7:05 PM EDT

Att. 15,130 - Unknown

livebaseballscorecards.com

AB	35
R	5
H	10
RBI	4
BB	1
SO	7
LOB	8

WP: 0 PA: 37
PB: 0
SB: 1
CS: 0

Batter	1	2	3	4	5	6	7	8	9	AB	R	H	RBI	BB	SO	LOB
Bob Bailey, R (1, 7) OBP: 0.383, SLG: 0.344	S B X 1-1 F3 ①		B S X 1-1 F8 ②		S B X 1-1 1-H 1B		B S X 1-1 FC5-4 1B		B B S S S 2-3 K ①	3	0	1	1	0	0	1
Jim Dwyer, L (7, PH) OBP: 0.340, SLG: 0.336 (8, 7)										1	0	1	0	0	0	0
Pepe Frias, R (9, PH) OBP: 0.167, SLG: 0.156										1	0	0	0	0	1	0
Tim Foli, R (1, 6) OBP: 0.281, SLG: 0.290	B X 1-0 3-1 ②		S B X 1-1 P6 ③		S X 0-1 F5 ①		X 0-0 FC5-4 1B 1-2f ①		X 0-0 F9 ②	5	0	0	0	0	0	3
Pepe Mangual, R (1, 8) OBP: 0.339, SLG: 0.348	B S B S C X 2-2 F3 ③			B X 1-0 1B E5 1B	B S S S B X 2-2 F3 ②		X 0-0 F8 ②		X 0-0 E4	3	0	1	0	0	0	1
Mike Jorgensen, L (7, PH) OBP: 0.365, SLG: 0.384 (8, 8) (9, 9)										2	0	0	0	0	0	1
Jose Morales, R (1, 3) OBP: 0.363, SLG: 0.390 (9, 2)		X 0-0 5-3 ①		B B S X 2-1 E5 1-2 1B	X 0-0 P6 ③		B S S S X 1-2 FC6-4 1B 1-2		B S S B X 2-2 5-3 ③	5	0	2	0	0	0	2
Larry Parrish, R (1, 5) OBP: 0.314, SLG: 0.416		B S S B S X 3-2 1B		S S X 0-2 E5 1-2 2-H ①		S B X 1-1 SH1-4 1B	0-0 FC6-4 1-2f ③			4	0	2	0	0	0	4
Pete Mackanin, R (1, 4) OBP: 0.290, SLG: 0.389		B S S S 1-3 K ②		S S S 0-3 K ②		B S X 1-1 SH1-4 1-2 ①		X 0-0 1B		3	0	1	0	0	2	3
Barry Foote, R (1, 2) OBP: 0.230, SLG: 0.299		B X 1-0 F3 ③		X 0-0 F8 ③		S S B X 1-2 L6 ②		B B S S S 2-3 K ①		3	0	0	0	0	0	4
Jerry White, S (8, PH) OBP: 0.235, SLG: 0.133 (9, 8)										1	0	0	0	0	1	1
Ellis Valentine, R (1, 9) OBP: 0.400, SLG: 1.000			B S S S B X 2-2 1B		B S S S B X 2-2 HR	B S S S B B B 4-2 BB		S B B B B X 3-1 F8 ②		2	1	2	1	0	0	0
Larry Biittner, L (6, PH) OBP: 0.390, SLG: 0.411 (7, 9)										0	0	0	0	1	0	0
Nate Colbert, R (8, PH) OBP: 0.230, SLG: 0.309 (9, 3)										1	0	0	0	0	0	1
Steve Renko, R (1, 1) OBP: 0.314, SLG: 0.340			S S S 0-3 K ①		B S S F B X 2-2 WP 1B 1B	S X 0-1 1-3 ③		B S X 1-1 F7 ③		1	0	0	0	0	1	1
Hal Breeden, R (5, PH) OBP: 0.263, SLG: 0.212										1	1	1	0	0	0	0
Fred Scherman, L (6, 1) OBP: 0.125, SLG: 0.133										0	0	0	0	0	0	0
Jim Lyttle, L (6, PH) OBP: 0.356, SLG: 0.306										1	0	0	0	0	0	2
Dale Murray, R (7, 1) OBP: 0.385, SLG: 0.273										0	0	0	0	0	0	0
Jim Cox, R (8, PH)										1	0	0	0	0	0	1
Chuck Taylor, R (9, 1)										0	0	0	0	0	0	0
Inning Stats	R: 0 E: 0 K: 0 S: 7 H: 0 LOB: 0 BB: 0 P: 11	R: 0 E: 0 K: 1 S: 8 H: 1 LOB: 1 BB: 0 P: 13	R: 0 E: 0 K: 1 S: 10 H: 1 LOB: 1 BB: 0 P: 14	R: 0 E: 1 K: 1 S: 10 H: 2 LOB: 2 BB: 0 P: 13	R: 2 E: 0 K: 0 S: 15 H: 3 LOB: 1 BB: 0 P: 22	R: 0 E: 0 K: 0 S: 11 H: 1 LOB: 2 BB: 1 P: 18	R: 0 E: 0 K: 0 S: 8 H: 2 LOB: 2 BB: 0 P: 10	R: 0 E: 0 K: 1 S: 8 H: 1 LOB: 1 BB: 0 P: 14	R: 0 E: 1 K: 1 S: 8 H: 0 LOB: 1 BB: 0 P: 12	1B: 10 2B: 0 3B: 0 HR: 1			SF: 0 SAC: 1 DP: 0 HBP: 0			WP: 1 PB: 0 SB: 0 CS: 0	PA: 40

BOTTOM

Pittsburgh Pirates @ Montreal Expos

Jarry Park, Montreal, QB

Fri Sep 05 1975, 7:05 PM EDT

Att. 15,130 - Unknown

livebaseballscorecards.com

AB	38
R	2
H	11
RBI	2
BB	1
SO	5
LOB	25

PITCHER		IP	WLS	BF	H	R	ER	SO	BB	IBB	HBP	BLK	WP	HR	S	P	ERA	WHIP
Jim Rooker, L ERA: 3.26	(1, 1)	5.0	W	22	7	2	2	3	0	0	0	0	1	1	50	73	3.60	1.400
Kent Tekulve, R ERA: 2.45	(6, 1)	2.0		11	4	0	0	0	1	0	0	0	0	0	20	29	0.00	2.500
Ramon Hernandez, L ERA: 3.11	(8, 1)	2.0	S	7	0	0	0	2	0	0	0	0	0	0	15	25	0.00	0.000

PITCHER	IP	WLS	BF	H	R	ER	SO	BB	IBB	HBP	BLK	WP	HR	S	P	ERA	WHIP

Batter	1	2	3	4	5	6	7	8	9	10	11	AB	R	H	RBI	BB	SO	LOB
Frank Taveras, R (1, 6) OBP: 0.284, SLG: 0.266	F9		K			1B BB	SH1-3 1-2		S 1B		2B 2B BB L3	4	2	1	0	2	1	1
Richie Hebner, L (1, 5) OBP: 0.322, SLG: 0.406 Omar Moreno, L (7, PH) Dave Giusti, R (7, 1) OBP: 0.400, SLG: 0.333 Ramon Hernandez, S (8, 1) Bob Robertson, R (9, PH) OBP: 0.370, SLG: 0.450 Kent Tekulve, R (9, 1) OBP: 0.200, SLG: 0.111 Ken Brett, L (10, 1) OBP: 0.261, SLG: 0.378	4-3		K			1B HR 1-3 1B	1B BB		F2 1-3		2B 1-3 2B	3 0 0 0 1 0 1	1 0 0 0 0 0 0	1 0 0 0 0 0 0	0 1 0 0 0 0 0	1 0 0 0 0 0 0	0 0 0 0 0 0 0	0 0 0 0 1 0 1
Al Oliver, L (1, 8) OBP: 0.303, SLG: 0.452	4-3			K		HR 1-3 3-H 1B	K		BB	1B 2-H 3-H 2B	5	2	2	3	1	2	2
Willie Stargell, L (1, 3) OBP: 0.370, SLG: 0.543		4-3		4-3		HR 1-H 3-H	1B 1-3 2-H		BB 1-2		E 1B E IBB	4	2	2	4	2	0	0
Dave Parker, L (1, 9) OBP: 0.357, SLG: 0.529	K			F7		L7	K		F8		E7 1-3 2-H E 1B	6	1	1	1	0	2	5
Richie Zisk, R (1, 7) OBP: 0.365, SLG: 0.467 Bill Robinson, R (8, 7) OBP: 0.310, SLG: 0.466	BB				FC5-4	1B BB		2B		5-3	E9 2-H 3-H 1B	2 2	0 1	2 1	0 2	2 0	0 0	0 0
Manny Sanguillen, R (1, 2) OBP: 0.382, SLG: 0.450	BB 1-2				FC5-4 G6-4-3 1-2f	1B 1-2	G6-4-3 1B			K	2B 3-H 1B	5	1	3	1	1	1	1
Willie Randolph, R (1, 4) OBP: 0.298, SLG: 0.205	K				G6-4-3 1-2f	F9	G6-4-3 1-2f			1-3	2B 1-H	6	0	1	1	0	1	6
John Candelaria, L (1, 1) OBP: 0.205, SLG: 0.139 Ed Kirkpatrick, L (7, PH) OBP: 0.318, SLG: 0.354 Miguel Dilone, S (7, PR) Art Howe, R (7, 5) OBP: 0.258, SLG: 0.241			K			K	SH1-3 1B 1B		6-3		G3 K	2 1 0 3	0 0 1 0	0 1 0 0	0 0 0 0	2 0 0 1	0 0 0 1	0 0 0 1
Inning Stats	R: 0 E: 0 K: 0 S: 5 H: 0 LOB: 0 BB: 0 P: 9	R: 0 E: 0 K: 2 S: 12 H: 0 LOB: 2 BB: 2 P: 25	R: 0 E: 0 K: 3 S: 9 H: 0 LOB: 0 BB: 0 P: 15	R: 0 E: 0 K: 1 S: 9 H: 0 LOB: 0 BB: 0 P: 14	R: 0 E: 0 K: 0 S: 4 H: 1 LOB: 0 BB: 0 P: 6	R: 4 E: 0 K: 1 S: 18 H: 4 LOB: 2 BB: 2 P: 30	R: 1 E: 0 K: 2 S: 12 H: 2 LOB: 2 BB: 1 P: 23	R: 0 E: 0 K: 0 S: 7 H: 2 LOB: 0 BB: 0 P: 11	R: 0 E: 0 K: 0 S: 12 H: 1 LOB: 3 BB: 2 P: 22	R: 0 E: 0 K: 1 S: 6 H: 0 LOB: 0 BB: 0 P: 8	R: 7 E: 2 K: 1 S: 18 H: 6 LOB: 1 BB: 2 P: 34	1B: 11 2B: 4 3B: 0 HR: 1	SF: 0 SAC: 1 DP: 2 HBP: 0					

TOP

Pittsburgh Pirates @ Montreal Expos

Jarry Park, Montreal, QB

Sat Sep 06 1975, 7:05 PM EDT

Att. 10,206 - Unknown - 55 F

livebaseballscorecards.com

AB	45
R	12
H	16
RBI	12
BB	9
SO	11
LOB	17

WP: 0 PB: 0 SB: 2 CS: 0 PA: 55

PITCHER		IP	WLS	BF	H	R	ER	SO	BB	IBB	HBP	BLK	WP	HR	S	P	ERA	WHIP
Steve Rogers, R ERA: 3.3	(1, 1)	6.1		29	6	5	5	7	5	0	0	0	0	1	62	109	7.11	1.737
Fred Scherman, L ERA: 3.97	(7, 1)	0.2		3	1	0	0	2	0	0	0	0	0	0	7	13	0.00	1.500
Chuck Taylor, R ERA: 3.67	(8, 1)	1.2		6	3	0	0	0	0	0	0	0	0	0	11	16	0.00	1.800
Woodie Fryman, L ERA: 3.33	(9, 1)	1.1		6	0	0	0	1	2	0	0	0	0	0	14	25	0.00	1.500
Dale Murray, R ERA: 4.21	(11, 1)	0.1	L	8	5	7	7	0	1	1	0	0	0	0	9	20	189.00	18.000

PITCHER		IP	WLS	BF	H	R	ER	SO	BB	IBB	HBP	BLK	WP	HR	S	P	ERA	WHIP
Donald DeMola, R ERA: 4.17	(11, 1)	0.2		3	1	0	0	1	0	0	0	0	0	0	9	14	0.00	1.500

Pittsburgh Pirates @ Montreal Expos

Jarry Park, Montreal, QB

Sat Sep 06 1975, 7:05 PM EDT

Att. 10,206 - Unknown - 55 F

livebaseballscorecards.com

BOTTOM

Batter	1	2	3	4	5	6	7	8	9	10	11	AB	R	H	RBI	BB	SO	LOB
Bob Bailey, R (1, 7) OBP: 0.377, SLG: 0.338	S B S S 1-3 ① K			B B B B X 3-1 ① F2	B B B X 3-0 ③ L5		B S B X 2-1 ③ L5		B S S B X 2-2 ② L7		S B S B F X 2-2 ③ F9	4	0	0	0	0	1	1
Chuck Taylor, R (8, 1)												0	0	0	0	0	0	0
Pepe Frias, R (9, 4) OBP: 0.167, SLG: 0.156												0	0	0	0	0	0	0
Pat Scanlon, L (9, PH) OBP: 0.294, SLG: 0.313												1	0	0	0	0	0	0
Jim Cox, R (10, 4)												1	0	0	0	0	0	0
Tim Foli, R (1, 6) OBP: 0.283, SLG: 0.291	S B X 1-1 ② F7			X 0-0 E S HBP 1B		S X 0-1 1B SF6 1B		B X 1-0 E5 1B 1B 2B	S S X 0-2 ③ G3			5	3	2	0	0	0	0
Pepe Mangual, R (1, 8) OBP: 0.340, SLG: 0.347	S B S B F B X 3-2 ③ 1-3			B S S F B B B 4-2 HBP E SF9 1-2 BB		B S S S 1-3 ① K		B S S B S X 2-2 1B 2B 1-2 1B		B S S S F B B S 3-3 ① K		4	2	1	0	1	2	1
Jose Morales, R (1, 3) OBP: 0.362, SLG: 0.389		B X 1-0 ① F9		X 0-0 E6 HBP 1-2 2-3		B S B S S X 2-2 1-3 1B		X 0-0 2B 1-2 2-3 1B		S B X 1-1 1B 1B		3	0	1	0	0	0	2
Jim Dwyer, L (8, PH) OBP: 0.349, SLG: 0.346												2	0	2	0	0	0	0
Larry Parrish, R (1, 5) OBP: 0.317, SLG: 0.419		S S F B F S 1-3 ② K		B S S S H 2-2 1-2 2-3 3-H HBP		B S S S B X 2-2 ② SF6 3-H		X 0-0 1-3 2-H 3-H 2B		S S X 0-2 1-2 1B		3	0	2	4	0	1	0
Pete Mackanin, R (1, 4) OBP: 0.280, SLG: 0.387		B X 1-0 ③ 6-3		S B B X 2-1 ② SF9 3-H		S X 0-1 ③ F7		I I I I 4-0 G4-6-3 IBB		B B S X 2-1 ② P3		2	0	0	1	1	0	1
Woodie Fryman, R (9, 1) OBP: 0.217, SLG: 0.244												0	0	0	0	0	0	0
Jim Lyttle, L (10, PH) OBP: 0.306, SLG: 0.306												0	0	0	0	0	0	0
Hal Breeden, R (10, PH) OBP: 0.256, SLG: 0.206												1	0	0	0	0	0	2
Dale Murray, R (11, 1) OBP: 0.385, SLG: 0.273												0	0	0	0	0	0	0
Donald DeMola, R (11, 1)												0	0	0	0	0	0	0
Barry Foote, R (1, 2) OBP: 0.227, SLG: 0.295			S B B B S X 3-2 ① P3	X 0-0 ③ F5			S B S S B X 2-2 ① 4-3	B S X 1-1 ① F2		S S S 0-3 ③ K		5	0	0	0	0	1	7
Ellis Valentine, R (1, 9) OBP: 0.286, SLG: 0.714			S X 0-1 ② 5-3		S S X 0-2 ① L8		B B S S X 2-1 4-3 2B	S X 0-1 ② ③ G4-6-3 1-2f			X 0-0 ① 3-1	2	0	0	0	0	0	0
Mike Jorgensen, L (7, PH) OBP: 0.365, SLG: 0.386												3	0	1	0	0	0	3
(8, 7)																		
(9, 3)																		
Steve Rogers, R (1, 1) OBP: 0.288, SLG: 0.234			S B X 1-1 ③ 3-1		B S S S 1-3 ② K		S X 0-1 ② 4-3 2-3		X 0-0 ① 4-3		S S S X 0-2 ② F8	2	0	0	0	0	1	0
Fred Scherman, L (7, 1) OBP: 0.125, SLG: 0.133												0	0	0	0	0	0	0
Larry Biittner, L (7, PH) OBP: 0.388, SLG: 0.408												2	0	0	0	0	0	1
(8, 9)																		
Nate Colbert, R (11, PH) OBP: 0.230, SLG: 0.308												1	0	0	0	0	0	0
Inning Stats	R: 0 H: 0 E: 0 LOB: 0 K: 1 BB: 0 S: 9 P: 14	R: 0 H: 0 E: 0 LOB: 0 K: 1 BB: 0 S: 7 P: 10	R: 0 H: 0 E: 0 LOB: 0 K: 0 BB: 0 S: 7 P: 11	R: 2 H: 1 E: 1 LOB: 2 K: 0 BB: 1 S: 12 P: 23	R: 0 H: 0 E: 0 LOB: 0 K: 1 BB: 0 S: 7 P: 11	R: 1 H: 2 E: 0 LOB: 1 K: 1 BB: 0 S: 13 P: 18	R: 0 H: 1 E: 0 LOB: 1 K: 0 BB: 0 S: 9 P: 15	R: 2 H: 3 E: 1 LOB: 2 K: 0 BB: 1 S: 10 P: 18	R: 0 H: 0 E: 0 LOB: 0 K: 0 BB: 0 S: 7 P: 9	R: 0 H: 2 E: 0 LOB: 2 K: 2 BB: 0 S: 14 P: 20	R: 0 H: 0 E: 0 LOB: 0 K: 0 BB: 0 S: 8 P: 10	1B: 7 SF: 2 2B: 2 SAC: 0 3B: 0 DP: 1 HR: 0 HBP: 1						

	AB	41
	R	5
	H	9
	RBI	5
	BB	2
	SO	6
	LOB	18

WP: 0 PA: 46
PB: 0
SB: 1
CS: 0

PITCHER		IP	WLS	BF	H	R	ER	SO	BB	IBB	HBP	BLK	WP	HR	S	P	ERA	WHIP
John Candelaria, L ERA: 2.78	(1, 1)	6.0		24	3	3	1	4	1	0	1	0	0	0	55	87	1.50	0.667
Dave Giusti, R ERA: 2.47	(7, 1)	1.1		10	4	2	1	0	0	1	0	0	0	0	17	31	6.75	3.000
Ramon Hernandez, L ERA: 3.07	(8, 1)	0.2		1	0	0	0	0	0	0	0	0	0	0	2	2	0.00	0.000
Kent Tekulve, R ERA: 2.38	(9, 1)	1.1		6	2	0	0	1	0	0	0	0	0	0	16	22	0.00	1.500
Ken Brett, L ERA: 3.22	(10, 1)	1.2	W	5	0	0	0	1	0	0	0	0	0	0	13	17	0.00	0.000

PITCHER	IP	WLS	BF	H	R	ER	SO	BB	IBB	HBP	BLK	WP	HR	S	P	ERA	WHIP

Batter	1	2	3	4	5	6	7	8	9	AB	R	H	RBI	BB	SO	LOB
Frank Taveras, R (1, 6) OBP: 0.283, SLG: 0.263	3-2 ① 6-3	2-3 ③ K			4-2 FC6-2 2-3 BB		1-0 ③ P3		2-1 ② 4-3	4	0	0	0	1	1	2
Manny Sanguillen, R (1, 2) OBP: 0.382, SLG: 0.448	4-0 WP HR BB		0-0 ① 5-3		0-0 ② FC6-2 1-2 3-H			1-3 ① K	1-1 1B	4	1	1	0	1	1	2
Al Oliver, L (1, 8) OBP: 0.304, SLG: 0.457	3-2 1-H HR		1-0 ② 4-3		1-1 ③ L3			1-2 2B 2B 1B	1-1 F7	5	2	2	2	0	0	3
Willie Stargell, L (1, 3) OBP: 0.371, SLG: 0.543	1-3 ② K		1-0 ③ 6-3			4-0 FC6-4 BB		1-2 1-3 2B 2B		3	1	1	0	1	1	0
Dave Parker, L (1, 9) OBP: 0.359, SLG: 0.538	3-2 HR			0-2 6-4-3 2B		2-0 ① FC6-4 G1-6-3 1-2f		2-0 ② G3		4	1	2	1	0	0	3
Richie Zisk, R (1, 7) OBP: 0.366, SLG: 0.465 Miguel Dilone, S (8, PR) Bill Robinson, R (8, 7) OBP: 0.310, SLG: 0.466	0-1 ③ L7			4-2 6-4-3 BB		0-0 ②③ G1-6-3 1-2f		4-2 2B BB		2 0 0	0 1 0	0 0 0	0 0 0	2 0 0	0 0 0	1 0 0
Art Howe, R (1, 5) OBP: 0.258, SLG: 0.250		1-1 E5 6-3 PB		2-1 ①②③ 6-4-3 1-2f 2-3f			1-1 ① 5-3	3-2 1-H 2-H 3-H 2B		4	0	1	3	0	0	2
Willie Randolph, R (1, 4) OBP: 0.294, SLG: 0.209		0-2 ① 6-3 1-3			0-1 ① F7		2-1 SH1-4 1B	2-3 ③ K		4	0	1	0	0	1	3
Jerry Reuss, L (1, 1) OBP: 0.243, SLG: 0.200		0-0 ② 6-3			1-2 WP FC6-2 2B		2-1 ② SH1-4 1-2		2-3 ① K	3	0	1	0	0	1	1
Inning Stats	R: 3 H: 2 E: 0 LOB: 0 K: 1 BB: 1 S: 18 P: 32	R: 0 H: 0 E: 1 LOB: 0 K: 1 BB: 0 S: 11 P: 14	R: 0 H: 0 E: 0 LOB: 0 K: 0 BB: 0 S: 3 P: 5	R: 0 H: 1 E: 0 LOB: 0 K: 0 BB: 1 S: 7 P: 13	R: 0 H: 1 E: 0 LOB: 2 K: 0 BB: 1 S: 10 P: 16	R: 0 H: 0 E: 0 LOB: 0 K: 0 BB: 1 S: 2 P: 8	R: 0 H: 1 E: 0 LOB: 1 K: 0 BB: 0 S: 7 P: 13	R: 3 H: 3 E: 0 LOB: 2 K: 2 BB: 1 S: 22 P: 36	R: 0 H: 1 E: 0 LOB: 1 K: 1 BB: 0 S: 10 P: 16	1B: 3 SF: 0 2B: 4 SAC: 1 3B: 1 DP: 1 HR: 2 HBP: 0					WP: 2 PA: 39 PB: 1 SB: 0 CS: 0	

TOP

Pittsburgh Pirates @ Montreal Expos

Jarry Park, Montreal, QB

Sun Sep 07 1975, 3:33 AM EDT

Att. 14,041 - Unknown - 62 F

livebaseballscorecards.com

AB	33
R	6
H	9
RBI	6
BB	5
SO	5
LOB	17

PITCHER		IP	WLS	BF	H	R	ER	SO	BB	IBB	HBP	BLK	WP	HR	S	P	ERA	WHIP
Dennis Blair, R ERA: 3.85	(1, 1)	5.0	L	21	4	3	3	2	3	0	0	0	2	2	49	80	5.40	1.400
Fred Scherman, L ERA: 4.06	(6, 1)	2.2		11	3	2	2	1	1	0	0	0	0	0	20	37	6.75	1.500
Chuck Taylor, R ERA: 3.78	(8, 1)	0.1		3	1	1	1	1	1	0	0	0	0	0	11	20	27.00	6.000
Donald DeMola, R ERA: 4.12	(9, 1)	1.0		4	1	0	0	1	0	0	0	0	0	0	10	16	0.00	1.000

PITCHER	IP	WLS	BF	H	R	ER	SO	BB	IBB	HBP	BLK	WP	HR	S	P	ERA	WHIP

Batter	1	2	3	4	5	6	7	8	9	AB	R	H	RBI	BB	SO	LOB
Bob Bailey, R (1, 7) OBP: 0.379, SLG: 0.338	BBBB 4-0 1B BB		SSBS 1-3 ① K		BSBSX 2-2 ③ FC6-4 1-2f			BX 1-0 1-2 1B		3	0	1	0	1	1	1
Tim Foli, R (1, 6) OBP: 0.282, SLG: 0.291	SX 0-1 FC4 1-2 1B		X 0-0 ② 5-3			SBX 1-1 ① 5-3		SSX 0-2 ① L4		4	0	1	0	0	0	2
Pepe Mangual, R (1, 8) OBP: 0.338, SLG: 0.344	X 0-0 ① F8		SBSX 1-2 ③ 4-3			X 0-0 ② 1-3		SBSS 1-3 ② K		4	0	0	0	0	1	4
Jose Morales, R (1, 3) OBP: 0.352, SLG: 0.377	SSSSSBX 1-2 ② L9			BBSSX 2-2 ① L9		SSC 0-3 ③ K		X 0-0 ③ 4-3		4	0	0	0	0	1	4
Larry Parrish, R (1, 5) OBP: 0.315, SLG: 0.416	BSSSBX 2-2 ③ FC4 1-2f			BSBBBX 3-1 E5 G6-4-3			SBBSSX 2-2 ① L7		SX 0-1 ① F8	4	0	0	0	0	0	2
Pete Mackanin, R (1, 4) OBP: 0.289, SLG: 0.384		BBBB 4-0 G6-4-3 BB		BSBSSX 2-2 ②③ G6-4-3 1-2f			SBBSSX 2-2 ② L9		SSBBSS 2-3 ② K	3	0	0	0	1	1	1
Ellis Valentine, R (1, 9) OBP: 0.273, SLG: 0.545		BX 1-0 ①② G6-4-3 1-2f			BSX 1-1 ① 6-3		BBSSSX 2-2 FC5-4 1B		X 0-0 ③ 5-3	4	0	1	0	0	0	1
Barry Foote, R (1, 2) OBP: 0.230, SLG: 0.296		X 0-0 1B			SBBBSBB 4-2 FC6-4 BB		X 0-0 ③ FC5-4 1-2f			2	0	1	0	1	0	1
Dennis Blair, R (1, 1) OBP: 0.188, SLG: 0.152 Jim Cox, R (5, PH) Fred Scherman, L (6, 1) OBP: 0.125, SLG: 0.133 Chuck Taylor, R (8, 1) Hal Breeden, R (8, PH) OBP: 0.275, SLG: 0.206 Donald DeMola, R (9, 1)		X 0-0 ③ 1-3			BSX 1-1 ② F9			SBBSBBBB 4-2 1B BB		1 1 0 0 0 0	0 0 0 0 0 0	0 0 0 0 1 0	0 0 0 0 0 0	0 0 0 0 0 0	0 0 0 0 0 0	1 1 0 0 0 0
Inning Stats	R: 0 E: 0 K: 0 S: 12 H: 1 LOB: 2 BB: 1 P: 19	R: 0 E: 0 K: 0 S: 3 H: 1 LOB: 1 BB: 1 P: 8	R: 0 E: 0 K: 1 S: 7 H: 0 LOB: 0 BB: 0 P: 9	R: 0 E: 1 K: 0 S: 8 H: 0 LOB: 0 BB: 0 P: 15	R: 0 E: 0 K: 0 S: 9 H: 0 LOB: 1 BB: 1 P: 17	R: 0 E: 0 K: 1 S: 6 H: 0 LOB: 0 BB: 0 P: 7	R: 0 E: 0 K: 0 S: 10 H: 1 LOB: 1 BB: 0 P: 16	R: 0 E: 0 K: 1 S: 12 H: 1 LOB: 2 BB: 1 P: 18	R: 0 E: 0 K: 1 S: 6 H: 0 LOB: 0 BB: 0 P: 8	1B: 4 2B: 0 3B: 0 HR: 0	SF: 0 SAC: 0 DP: 2 HBP: 0					

PITCHER		IP	WLS	BF	H	R	ER	SO	BB	IBB	HBP	BLK	WP	HR	S	P	ERA	WHIP
Jerry Reuss, L ERA: 2.35	(1, 1)	9.0	W	34	4	0	0	4	4	0	0	0	0	0	73	117	0.00	0.889

PITCHER		IP	WLS	BF	H	R	ER	SO	BB	IBB	HBP	BLK	WP	HR	S	P	ERA	WHIP

BOTTOM

Pittsburgh Pirates @ Montreal Expos

Jarry Park, Montreal, QB

Sun Sep 07 1975, 3:33 AM EDT

Att. 14,041 - Unknown - 62 F

livebaseballscorecards.com

AB	30
R	0
H	4
RBI	0
BB	4
SO	4
LOB	18

1B: 4 SF: 0
2B: 0 SAC: 0
3B: 0 DP: 2
HR: 0 HBP: 0

WP: 0 PA: 34
PB: 0
SB: 0
CS: 0

Batter	1	2	3	4	5	6	7	8	9	AB	R	H	RBI	BB	SO	LOB
Del Unser, L (1, 8) OBP: 0.329, SLG: 0.385	B B B B 4-0 2B BB	B B X 2-0 ③ F9			S B B S S 2-3 ③ K			B S S F B F C 2-3 ① K		3	1	0	0	1	2	1
Felix Millan, R (1, 4) OBP: 0.343, SLG: 0.364	B S S S X 1-2 ① F8		S X 0-1 ① F7			X 0-0 ① 5-3		B B S S X 2-1 ② 5-3		4	0	0	0	0	0	1
Mike Vail, R (1, 7) OBP: 0.378, SLG: 0.597	S S X 0-2 1-H 2B		X 0-0 ② F7			B X 1-0 HR		X 0-0 ③ F7		4	1	2	2	0	0	0
Rusty Staub, L (1, 9) OBP: 0.367, SLG: 0.437 Bob Gallagher, L (9, PR) OBP: 0.154, SLG: 0.167 (9, 9)	S B S S 1-3 ② K2-3		S B S X 1-2 ③ 1-3			B B B S S X 3-2 ② 5-3			B S X 1-1 BB 1B 1B	4	0	1	0	0	1	1
										0	1	0	0	0	0	0
Dave Kingman, R (1, 3) OBP: 0.296, SLG: 0.510	B S B S C 2-3 ③ K			B B X 2-1 ① F6		S S B X 1-2 HR			B B B S S B 4-2 1B 1-2 FC5-2 BB	3	1	1	1	1	1	1
Wayne Garrett, L (1, 5) OBP: 0.374, SLG: 0.379 (9, 6)		B S B B B 4-1 G5-4-3 S 1B BB		S B X 1-1 ② F8		B B S S B S 3-3 ③ K			B S S B F X 2-2 FC5-2 1-3 2-H 1B	3	1	1	1	1	1	0
Mike Phillips, L (1, 6) OBP: 0.302, SLG: 0.319 Bud Harrelson, S (7, PH) OBP: 0.319, SLG: 0.250 (7, 6) Joe Torre, R (9, PH) OBP: 0.326, SLG: 0.364 (9, 5)		B B B S B 4-1 G5-4-3 1-2 BB		S B B X 2-1 ③ F6			B S B B S B 4-2 G1-6-3 BB		B X 1-0 ① 4-3	1	0	0	0	1	0	0
										0	0	0	0	1	0	0
										1	0	0	0	0	0	3
John Stearns, R (1, 2) OBP: 0.265, SLG: 0.280		B B B S S X 3-1 ① ② G5-4-3 1-2f 2-3			B B X 2-0 ① F8		X 0-0 ① F7		S X 0-1 ② FC5-2 2-3 3-H	4	0	0	0	0	0	6
Hank Webb, R (1, 1) OBP: 0.241, SLG: 0.185 Skip Lockwood, R (1, 1) OBP: 0.250, SLG: 0.250 Tom Hall, L (6, 1) OBP: 0.400, SLG: 0.400 Jesus Alou, R (7, PH) OBP: 0.287, SLG: 0.281 Bob Apodaca, R (7, 1) OBP: 0.500, SLG: 0.444 Ed Kranepool, L (9, PH) OBP: 0.373, SLG: 0.425 Rick Baldwin, L (9, 1) OBP: 0.167, SLG: 0.167		B X 1-0 3-H 1B			B S S S B X 2-2 ② 5-3		S S B B X 2-1 ② ③ G1-6-3 1-2f		S S X 0-2 ③ 1-3	0	0	0	0	0	0	0
										2	0	1	1	0	0	0
										0	0	0	0	0	0	0
										1	0	0	0	0	0	1
										0	0	0	0	0	0	0
										1	0	0	0	0	0	2
										0	0	0	0	0	0	0
Inning Stats	R: 1 E: 0 K: 2 S: 12 H: 1 LOB: 1 BB: 1 P: 20	R: 1 E: 0 K: 0 S: 6 H: 1 LOB: 1 BB: 2 P: 20	R: 0 E: 0 K: 0 S: 6 H: 0 LOB: 0 BB: 0 P: 7	R: 0 E: 0 K: 0 S: 6 H: 0 LOB: 0 BB: 0 P: 11	R: 0 E: 0 K: 1 S: 7 H: 0 LOB: 0 BB: 0 P: 13	R: 2 E: 0 K: 1 S: 11 H: 2 LOB: 0 BB: 0 P: 19	R: 0 E: 0 K: 0 S: 5 H: 0 LOB: 0 BB: 1 P: 11	R: 0 E: 0 K: 1 S: 8 H: 0 LOB: 0 BB: 0 P: 12	R: 1 E: 0 K: 0 S: 14 H: 2 LOB: 2 BB: 1 P: 22	1B: 3 2B: 1 3B: 0 HR: 2 SF: 0 SAC: 0 DP: 2 HBP: 0						

PITCHER	IP	WLS	BF	H	R	ER	SO	BB	IBB	HBP	BLK	WP	HR	S	P	ERA	WHIP
Chip Lang, R (1, 1) ERA: 10.8	1.2		9	2	2	2	2	3	0	0	0	0	0	17	37	10.80	3.000
Woodie Fryman, L (2, 1) ERA: 3.37	6.1		24	4	3	3	3	2	0	0	0	0	2	52	91	4.26	0.947
Dale Murray, R (9, 1) ERA: 4.16	1.0	W	3	0	0	0	0	0	0	0	0	0	0	6	7	0.00	0.000

PITCHER	IP	WLS	BF	H	R	ER	SO	BB	IBB	HBP	BLK	WP	HR	S	P	ERA	WHIP

TOP

New York Mets @ Montreal Expos

Jarry Park, Montreal, QB

Mon Sep 08 1975, 7:05 PM EDT

Unknown - 74 F

livebaseballscorecards.com

AB	31
R	5
H	6
RBI	5
BB	5
SO	5
LOB	16

WP: 0 PA: 36
PB: 0
SB: 1
CS: 0

New York Mets @ Montreal Expos

Jarry Park, Montreal, QB

Mon Sep 08 1975, 7:05 PM EDT

Unknown - 74 F

livebaseballscorecards.com

BOTTOM

Batter	1	2	3	4	5	6	7	8	9	AB	R	H	RBI	BB	SO	LOB
Jerry White, S (1, 8) OBP: 0.250, SLG: 0.333	HR	FC4-6 1-2f			L4	K			1B BB SH1-4	3	1	1	1	0	0	1
Jose Morales, R (6, PH) OBP: 0.350, SLG: 0.374										1	0	0	0	0	1	3
Pepe Mangual, R (7, 8) OBP: 0.339, SLG: 0.346										1	1	1	0	0	0	0
Jim Dwyer, L (1, 7) OBP: 0.346, SLG: 0.338	2B WP BB	P3			F2		K		SH1-4 1-2	3	1	0	0	1	1	1
Mike Jorgensen, L (1, 3) OBP: 0.365, SLG: 0.383	P4	K			CS BB		3-1		1B BB IBB	3	0	0	0	2	1	2
Larry Biittner, L (1, 9) OBP: 0.388, SLG: 0.410	WP SF7 1-3 2B		4-3		CS 1-2	G3	3-1		1B 1-2 2-3 BB	4	1	1	0	1	0	0
Pat Scanlon, L (1, 5) OBP: 0.307, SLG: 0.313	SF7 2-3 3-H 2B BB		G4-6-3 BB			K		6-3	1B 1-2 2-3 3-H	3	1	1	1	2	1	0
Jim Cox, R (1, 4) OBP: 0.200, SLG: 0.556	SF7 1-2 3-H		G4-6-3 1-2f			HR		S 1B		3	1	2	2	0	0	1
Larry Johnson, R (1, 2) OBP: 0.500, SLG: 0.667	WP 2-H 2B			4-3		BB WP BB		K 1-2		3	0	1	1	1	1	1
Barry Foote, R (9, 2) OBP: 0.230, SLG: 0.296										0	0	0	0	0	0	0
Pepe Frias, R (1, 6) OBP: 0.176, SLG: 0.149	F8 2-3			K		BB 1-2 BB		IBB		2	0	0	0	1	1	1
Jim Lyttle, L (8, PH) OBP: 0.367, SLG: 0.306										0	0	0	0	1	0	0
Tim Foli, R (9, 6) OBP: 0.282, SLG: 0.291										0	0	0	0	0	0	0
Chip Lang, R (1, 1)		FC4-6 BB		K		BB 1-2 2-3		5-3		0	0	0	0	0	0	0
Woodie Fryman, R (2, 1) OBP: 0.240, SLG: 0.234										2	0	0	0	2	1	2
Dale Murray, R (9, 1) OBP: 0.385, SLG: 0.273										0	0	0	0	0	0	0
Inning Stats	R: 4 E: 0 K: 0 S: 17 H: 3 LOB: 1 BB: 2 P: 34	R: 0 E: 0 K: 1 S: 6 H: 0 LOB: 1 BB: 1 P: 14	R: 0 E: 0 K: 0 S: 6 H: 0 LOB: 0 BB: 1 P: 13	R: 0 E: 0 K: 2 S: 10 H: 0 LOB: 0 BB: 0 P: 13	R: 0 E: 0 K: 0 S: 6 H: 0 LOB: 0 BB: 1 P: 16	R: 1 E: 0 K: 2 S: 14 H: 1 LOB: 3 BB: 3 P: 31	R: 0 E: 0 K: 1 S: 11 H: 0 LOB: 0 BB: 0 P: 17	R: 0 E: 0 K: 1 S: 10 H: 1 LOB: 2 BB: 1 P: 20	R: 1 E: 0 K: 0 S: 6 H: 2 LOB: 3 BB: 2 P: 17	1B: 3 2B: 2 3B: 0 HR: 2 SF: 1 SAC: 1 DP: 1 HBP: 0						

	AB	28
	R	6
	H	7
	RBI	5
	BB	11
	SO	7
	LOB	12

PITCHER		IP	WLS	BF	H	R	ER	SO	BB	IBB	HBP	BLK	WP	HR	S	P	ERA	WHIP
Hank Webb, R ERA: 3.83	(1, 1)	0.2		7	3	4	4	0	2	0	0	0	1	1	14	28	54.00	7.500
Skip Lockwood, R ERA: 1.76	(1, 1)	5.0		20	1	1	1	4	6	0	0	0	2	1	41	88	1.80	1.400
Tom Hall, L ERA: 4.58	(6, 1)	0.1		1	0	0	0	1	0	0	0	0	0	0	4	5	0.00	0.000
Bob Apodaca, R ERA: 1.46	(7, 1)	2.0		8	1	0	0	2	0	1	0	0	0	0	21	37	0.00	0.500
Rick Baldwin, R ERA: 3.79	(9, 1)	0.1	L	5	2	1	1	0	1	1	0	0	0	0	6	17	27.00	9.000

PITCHER	IP	WLS	BF	H	R	ER	SO	BB	IBB	HBP	BLK	WP	HR	S	P	ERA	WHIP

New York Mets @ Montreal Expos

Jarry Park, Montreal, QB

Mon Sep 08 1975, 7:05 PM EDT

Att. 10,208 - Unknown

livebaseballscorecards.com

Batter	1	2	3	4	5	6	7	8	9	AB	R	H	RBI	BB	SO	LOB
Del Unser, L (1, 8) OBP: 0.331, SLG: 0.386	2-1 G5-4-3 1B		0-0 4-3 2-3		1-0 3-1			2-1 5-3 4-3 1B		4	0	2	0	0	0	2
Felix Millan, R (1, 4) OBP: 0.341, SLG: 0.361	1-1 G5-4-3 1-2f		2-0 4-3			1-1 F8		0-0 4-3 1-2		4	0	0	0	0	0	3
Mike Vail, R (1, 7) OBP: 0.372, SLG: 0.579	2-1 1B			1-2 F7		1-3 K		0-1 5-3 2-3		4	0	1	0	0	1	1
Rusty Staub, L (1, 9) OBP: 0.367, SLG: 0.438	2-1 4-3			1-0 F8		0-0 2B		3-2 F7		4	0	1	0	0	0	2
Dave Kingman, R (1, 3) OBP: 0.295, SLG: 0.507		0-0 F6		2-3 K		3-1 P6			2-2 L4-3 1B	4	0	1	0	0	1	1
Wayne Garrett, L (1, 5) OBP: 0.377, SLG: 0.382 Jack Heidemann, R (8, 5) OBP: 0.291, SLG: 0.285		3-2 F7			2-2 F9 BB 1-6-3 1B		1-0 FC4-6 1B		2-0 L4-3 1-2	3 1	1 0	2 0	0 0	0 0	0 0	0 1
Mike Phillips, L (1, 6) OBP: 0.301, SLG: 0.316		0-0 P5			4-0 1-6-3 1-2 BB		1-1 L7		1-1 G3	3	0	0	0	1	0	1
John Stearns, R (1, 2) OBP: 0.266, SLG: 0.280			0-0 4-3 SH1-4 1B		1-1 F9 2-3		0-1 FC4-6 1-2f			3	0	1	0	0	0	3
George Stone, L (1, 1) OBP: 0.211, SLG: 0.167 Hank Webb, R (4, 1) OBP: 0.241, SLG: 0.185 John Milner, L (5, PH) OBP: 0.305, SLG: 0.340 Randy Tate, R (5, 1) Ed Kranepool, L (7, PH) OBP: 0.372, SLG: 0.424 Ken Sanders, R (7, 1)			0-0 SH1-4 1-2		2-2 1-6-3 1-2 3-H		0-0 1-6-3			0 0 1 0 1 0	0 0 0 0 0 0	0 0 1 0 0 0	0 0 0 0 0 0	0 0 0 0 0 0	0 0 1 0 0 0	0 0 1 0 1 0

	AB	32
	R	1
	H	8
	RBI	1
	BB	1
	SO	2
	LOB	16

Inning Stats	1	2	3	4	5	6	7	8	9	1B: 7	SF: 0	WP: 0	PA: 34
R:	0	0	0	0	1	0	0	0	0	2B: 2	SAC: 1	PB: 0	
E:	0	0	0	0	0	0	0	0	0	3B: 0	DP: 2	SB: 0	
K:	0	0	0	1	0	1	0	0	0	HR: 0	HBP: 0	CS: 0	
S:	8	5	4	7	12	9	6	8	6				
H:	2	0	1	0	1	1	1	1	1				
LOB:	1	0	1	0	1	1	1	1	0				
BB:	0	0	0	0	1	0	0	0	0				
P:	15	8	6	11	22	14	8	13	11				

PITCHER		IP	WLS	BF	H	R	ER	SO	BB	IBB	HBP	BLK	WP	HR	S	P	ERA	WHIP
Don Carrithers, R ERA: 3.0	(1, 1)	9.0	W	34	8	1	1	2	1	0	0	0	0	0	65	108	1.00	1.000

PITCHER	IP	WLS	BF	H	R	ER	SO	BB	IBB	HBP	BLK	WP	HR	S	P	ERA	WHIP

New York Mets @ Montreal Expos

Jarry Park, Montreal, QB

Mon Sep 08 1975, 7:05 PM EDT

Att. 10,208 - Unknown

BOTTOM

Batter	1	2	3	4	5	6	7	8	9	AB	R	H	RBI	BB	SO	LOB
Pepe Mangual, R (1, 8) OBP: 0.341, SLG: 0.346	4-1 WP S B5-3 BB		1-1 ① 5-3	0-0 E7 S 2-H 1B		4-2 1B 1B BB		2-0 ② F9		3	2	1	1	2	0	0
Tim Foli, R (1, 6) OBP: 0.283, SLG: 0.292	1-1 ① F7 1-3		0-0 S 1B 1B	0-0 ② L7		2-0 1B 1-2 1B		0-0 ③ F7		5	1	2	0	0	0	3
Bob Bailey, R (1, 7) OBP: 0.386, SLG: 0.341 Jim Dwyer, L (6, 7) OBP: 0.350, SLG: 0.343	4-0 B5-3 1B BB		2-2 ② 1-H 1B	4-1 2-3 BB		1-1 1-3 2-H 1B				1 1	1 0	1 1	1 1	2 0	0 0	0 0
Jose Morales, R (1, 3) OBP: 0.352, SLG: 0.371 Mike Jorgensen, L (4, PH) OBP: 0.363, SLG: 0.381 (5, 3)	0-0 ② B5-3 1-2 3-H		4-1 1B 1B E BB	3-3 ③ K2-3		1-3 ③ K				1 2	1 0	0 0	1 0	1 0	0 2	1 4
Larry Parrish, R (1, 5) OBP: 0.318, SLG: 0.417	0-1 ③ 2-H 1B		0-0 E 1-2 1B		0-0 ① F8		4-2 BB			3	0	2	1	1	0	0
Pete Mackanin, R (1, 4) OBP: 0.289, SLG: 0.383		1-1 ① F8	1-0 ① E2 1-3 2-H 1B		0-0 ② 4-3		1-0 ① P4			4	0	1	0	0	0	1
Ellis Valentine, R (1, 9) OBP: 0.267, SLG: 0.467		2-2 1B	0-0 ③ 5-3		1-0 ③ 1-3		2-1 ② F9			4	0	1	0	0	0	3
Gary Carter, R (1, 2) OBP: 0.360, SLG: 0.417 Tony Scott, S (4, PR) OBP: 0.259, SLG: 0.239 Barry Foote, R (5, 2) OBP: 0.229, SLG: 0.295		1-1 ② F8		2-1 BLK SH1-4 E 1B		2-0 ① F9	1-0 ③ G3			2 0 2	0 1 0	1 0 0	0 0 0	0 0 0	0 0 0	1 0 1
Don Carrithers, R (1, 1) OBP: 0.136, SLG: 0.190		0-2 ③ 1-3		0-1 ① SH1-4 1-2		1-0 ② F8		1-2 ① 6-3		3	0	0	0	0	0	1
Inning Stats	R: 2 H: 1 E: 0 LOB: 1 K: 0 BB: 2 S: 6 P: 15	R: 0 H: 1 E: 0 LOB: 1 K: 0 BB: 0 S: 11 P: 15	R: 2 H: 4 E: 1 LOB: 2 K: 0 BB: 1 S: 10 P: 18	R: 1 H: 2 E: 1 LOB: 2 K: 1 BB: 1 S: 11 P: 20	R: 0 H: 0 E: 0 LOB: 0 K: 0 BB: 0 S: 3 P: 4	R: 1 H: 2 E: 0 LOB: 2 K: 1 BB: 1 S: 10 P: 21	R: 0 H: 0 E: 0 LOB: 1 K: 0 BB: 1 S: 6 P: 14	R: 0 H: 0 E: 0 LOB: 0 K: 0 BB: 0 S: 7 P: 10		1B: 10 SF: 0 2B: 0 SAC: 1 3B: 0 DP: 0 HR: 0 HBP: 0						

livebaseballscorecards.com

AB	31
R	6
H	10
RBI	5
BB	6
SO	2
LOB	15

PITCHER		IP	WLS	BF	H	R	ER	SO	BB	IBB	HBP	BLK	WP	HR	S	P	ERA	WHIP
George Stone, L ERA: 4.75	(1, 1)	3.2	L	21	8	5	4	0	4	0	0	1	1	0	34	61	9.82	3.273
Hank Webb, R ERA: 3.82	(4, 1)	0.1		1	0	0	0	1	0	0	0	0	0	0	4	7	0.00	0.000
Randy Tate, R ERA: 4.42	(5, 1)	2.0		9	2	1	1	1	1	0	0	0	0	0	13	25	4.50	1.500
Ken Sanders, R ERA: 2.12	(7, 1)	2.0		7	0	0	0	0	1	0	0	0	0	0	13	24	0.00	0.500

PITCHER	IP	WLS	BF	H	R	ER	SO	BB	IBB	HBP	BLK	WP	HR	S	P	ERA	WHIP

WP: 1 PA: 38
PB: 0
SB: 3
CS: 0

Batter	1	2	3	4	5	6	7	8	9	10	AB	R	H	RBI	BB	SO	LOB
Gene Clines, R (1, 8) OBP: 0.274, SLG: 0.281	K 2-3 ①		FC5-4 1B 0-2		CS 1B 0-1		K 2-3 ③			K 1-3 ①	4	0	2	0	0	2	2
Del Unser, L (10, PH) OBP: 0.330, SLG: 0.385 (10, 8)											1	0	0	0	0	1	0
Felix Millan, R (1, 4) OBP: 0.340, SLG: 0.359	PB 1B BB 4-1		FC5-4 1-2f 1-1 ②		L 1-2 0-0 ③	6-3 0-0 ①		F7 1-1 ①		4-3 0-0 ②	5	0	0	0	1	0	2
Mike Vail, R (1, 7) OBP: 0.373, SLG: 0.568	PB 1B 1-2 1-0		L9 0-2 ③			K 1-3 ②		F8 0-0 ②		1B 2-1	5	0	2	0	0	1	1
Dave Kingman, R (1, 3) OBP: 0.296, SLG: 0.504	P4 1-2 2-3 2-2 ②			S BB 4-1		5-3 1-0 ③		BB 4-2		F8 0-1 ③	3	0	0	0	2	0	3
Rusty Staub, L (1, 9) OBP: 0.366, SLG: 0.436	F7 0-0 ③			F7 1-2 1-0 ①			FC4 1B 1B 2-2	1-3 0-0 ③			4	1	1	0	0	0	4
Joe Torre, R (1, 5) OBP: 0.325, SLG: 0.363		F8 1-1 ①		F8 0-0 ②			FC4 1-2 2-0		G3 1-1 ①		4	0	1	0	0	0	1
Jerry Grote, R (1, 2) OBP: 0.353, SLG: 0.375		5-3 0-2 ②		L5 2-0 ③			FC4 1-2f 2-3 1-2 ①		FC1-6 1B 1-1		4	0	1	0	0	0	3
Jack Heidemann, R (1, 6) OBP: 0.289, SLG: 0.284	K 1-3 ③				F9 1-1 ①		1B 1-2 3-H 1-0		FC1-6 1-2f 0-0 ②		4	0	1	1	0	1	1
Craig Swan, R (1, 1) Jesus Alou, R (7, PH) OBP: 0.284, SLG: 0.278 Bob Apodaca, R (7, 1) OBP: 0.455, SLG: 0.400			K 1-3 ①		K 3-3 ②		F9 2-1 ②		K 0-3 ③		2	0	0	0	0	2	0
											1	0	0	0	0	0	2
											1	0	0	0	0	1	1
Inning Stats	R: 0 E: 0 K: 1 S: 12 H: 1 LOB: 2 BB: 1 P: 21	R: 0 E: 0 K: 1 S: 10 H: 0 LOB: 0 BB: 0 P: 12	R: 0 E: 0 K: 1 S: 11 H: 1 LOB: 1 BB: 0 P: 13	R: 0 E: 0 K: 0 S: 4 H: 0 LOB: 1 BB: 1 P: 11	R: 0 E: 0 K: 1 S: 7 H: 1 LOB: 0 BB: 0 P: 11	R: 0 E: 0 K: 1 S: 5 H: 0 LOB: 0 BB: 0 P: 7	R: 1 E: 0 K: 1 S: 14 H: 3 LOB: 2 BB: 0 P: 24	R: 0 E: 0 K: 0 S: 8 H: 0 LOB: 1 BB: 1 P: 13	R: 0 E: 0 K: 1 S: 9 H: 1 LOB: 1 BB: 0 P: 11	R: 0 E: 0 K: 1 S: 8 H: 1 LOB: 1 BB: 0 P: 11	1B: 8 2B: 0 3B: 0 HR: 0 SF: 0 SAC: 0 DP: 0 HBP: 0						

PITCHER	IP	WLS	BF	H	R	ER	SO	BB	IBB	HBP	BLK	WP	HR	S	P	ERA	WHIP
Dan Warthen, L (1, 1) ERA: 3.26	8.0		33	6	1	1	6	3	0	0	0	0	0	71	112	1.12	1.125
Dale Murray, R (9, 1) ERA: 4.07	2.0	W	8	2	0	0	2	0	0	0	0	0	0	17	22	0.00	1.000

PITCHER	IP	WLS	BF	H	R	ER	SO	BB	IBB	HBP	BLK	WP	HR	S	P	ERA	WHIP

TOP

New York Mets @ Montreal Expos

Jarry Park, Montreal, QB

Tue Sep 09 1975, 7:05 PM EDT
Att. 7,134 - Unknown - 54 F

livebaseballscorecards.com

AB	38
R	1
H	8
RBI	1
BB	3
SO	8
LOB	20

WP: 0	PA: 41
PB: 1	
SB: 1	
CS: 1	

Batter	1	2	3	4	5	6	7	8	9	10	AB	R	H	RBI	BB	SO	LOB
Jerry White, S (1, 8) OBP: 0.280, SLG: 0.478 Barry Foote, R (10, 2) OBP: 0.229, SLG: 0.295	S S B B F X 2-2 3B		B X 1-0 ① L8		X 0-0 2B		S S X 0-2 ② ③ L3 1-2		B S S C 1-3 ③ K		5 0	0 0	2 0	0 0	0 0	1 0	3 0
Jim Dwyer, L (1, 7) OBP: 0.346, SLG: 0.338	S B X 1-1 ① F5		S B S X 1-2 ② F7		S X 0-1 ② F5			X 0-0 ① 6-3		B X 1-0 2B 1B	5	1	1	0	0	0	2
Mike Jorgensen, L (1, 3) OBP: 0.366, SLG: 0.385	B S B B B 4-1 BB		S B S B B B F F X 3-2 ③ P6		B B B S S X 3-2 ③ 4-3			S S B B F X 2-2 1B		S B B X 2-1 1-H 2B	4	0	2	1	1	0	1
Larry Biittner, L (1, 9) OBP: 0.383, SLG: 0.404	B S S B X 2-2 ② F5			B B S X 2-1 ① L6		B X 1-0 ① 4-3		S S B C 1-3 ② K			4	0	0	0	0	1	3
Pat Scanlon, L (1, 5) OBP: 0.297, SLG: 0.301 Dale Murray, R (9, 1) OBP: 0.385, SLG: 0.273	S B S F C 1-3 ③ K			B S S S B B X 3-2 ② P3		S S S 0-3 ② K		B S S F X 1-2 ③ 3-1			4 0	0 0	0 0	0 0	0 0	2 0	3 0
Jose Morales, R (1, 2) OBP: 0.369, SLG: 0.419 Pepe Mangual, R (9, PR) OBP: 0.341, SLG: 0.346 (10, 8)		X 0-0 BLK CS 2B		X 0-0 1B 1B		B S B S X 2-2 HR			S B X 1-1 FC1-6 1B		4 0	1 0	4 0	1 0	0 0	0 0	0 0
Jim Cox, R (1, 4) OBP: 0.214, SLG: 0.462		S X 0-1 ① F9 2-3		S B B B B X 3-1 1-2 1B		S B S B X 2-2 ③ L7			B X 1-0 ① FC1-6 1-2f		4	0	1	0	0	0	2
Pepe Frias, R (1, 6) OBP: 0.189, SLG: 0.184 Jim Lyttle, L (7, PH) OBP: 0.377, SLG: 0.306 Tony Scott, S (7, PR) OBP: 0.259, SLG: 0.239 Tim Foli, R (8, 6) OBP: 0.285, SLG: 0.292		S X 0-1 ② 2B 3-H		B S S S B F X 2-2 ③ L7			B B B S B 4-1 L3 BB		I I I I 4-0 IBB		2 0 0 0	0 0 0 0	1 0 0 0	0 1 0 1	0 0 0 0	0 0 0 0	2 0 0 0
Dan Warthen, S (1, 1) OBP: 0.171, SLG: 0.150 Larry Parrish, R (9, 5) OBP: 0.318, SLG: 0.416		S S X 0-2 ③ P4			S S B S 1-3 ① K		S S B M 1-3 ① K		B S B B S X 3-2 ② L8		3 1	0 0	0 0	0 0	0 0	2 0	2 2
Inning Stats	R: 0 H: 1 E: 0 LOB: 2 K: 1 BB: 1 S: 14 P: 24	R: 0 H: 2 E: 0 LOB: 1 K: 0 BB: 0 S: 8 P: 8	R: 0 H: 0 E: 0 LOB: 0 K: 0 BB: 0 S: 9 P: 14	R: 0 H: 2 E: 0 LOB: 2 K: 0 BB: 0 S: 12 P: 22	R: 0 H: 1 E: 0 LOB: 1 K: 1 BB: 0 S: 9 P: 13	R: 1 H: 1 E: 0 LOB: 0 K: 1 BB: 0 S: 10 P: 15	R: 0 H: 0 E: 0 LOB: 1 K: 1 BB: 1 S: 7 P: 12	R: 0 H: 1 E: 0 LOB: 1 K: 1 BB: 0 S: 12 P: 16	R: 0 H: 1 E: 1 LOB: 2 K: 1 BB: 1 S: 9 P: 19	R: 1 H: 2 E: 0 LOB: 1 K: 0 BB: 0 S: 3 P: 6	1B: 5 2B: 5 3B: 1 HR: 1	SF: 0 SAC: 0 DP: 1 HBP: 0					WP: 0 PB: 0 SB: 0 CS: 1	PA: 39

PITCHER		IP	WLS	BF	H	R	ER	SO	BB	IBB	HBP	BLK	WP	HR	S	P	ERA	WHIP
Craig Swan, R ERA: 4.24	(1, 1)	6.0		25	7	1	1	3	1	0	0	1	0	1	62	96	1.50	1.333
Bob Apodaca, R ERA: 1.52	(7, 1)	3.0	L	14	4	1	1	3	1	1	0	0	0	0	31	53	3.00	1.667

PITCHER	IP	WLS	BF	H	R	ER	SO	BB	IBB	HBP	BLK	WP	HR	S	P	ERA	WHIP

BOTTOM

New York Mets @ Montreal Expos

Jarry Park, Montreal, QB

Tue Sep 09 1975, 7:05 PM EDT
Att. 7,134 - Unknown - 54 F

livebaseballscorecards.com

AB	36
R	2
H	11
RBI	2
BB	3
SO	6
LOB	20

Philadelphia Phillies @ Montreal Expos

Jarry Park, Montreal, QB

Wed Sep 10 1975, 7:05 PM EDT

Att. 9,216 - Unknown

livebaseballscorecards.com

Batter	1	2	3	4	5	6	7	8	9	AB	R	H	RBI	BB	SO	LOB
Dave Cash, R (1, 4) OBP: 0.358, SLG: 0.387	2-2 ① 6-3		0-0 L4-3 1B		0-0 ② F9		2-2 3-H 1B		0-1 2-H 1B	5	0	3	2	0	0	2
Larry Bowa, S (1, 6) OBP: 0.338, SLG: 0.383	2-3 ② K		0-0 ① L9		1-0 1-2 2-3 1B		1 SAFE 1 SAFE 1 SAFE 1 SAFE 1-1 ③ 4-3		1 SAFE 1 SAFE 1 SAFE 1 SAFE 1-1 ③ L1	5	0	1	0	0	1	3
Garry Maddox, R (1, 8) OBP: 0.355, SLG: 0.430	0-1 S HR 1B		0-0 ② ③ L4-3 1-2		3-3 ③ K			0-0 ① 6-3		4	1	1	0	0	1	4
Greg Luzinski, R (1, 7) OBP: 0.393, SLG: 0.551 Jerry Martin, R (8, 7) OBP: 0.283, SLG: 0.333	3-2 1-H HR			1-2 E1 G6-4-3		3-1 ① L5		2-2 ② 4-3		4 0	1 0	1 0	2 0	0 0	0 0	0 0
Tom Hutton, L (1, 3) OBP: 0.331, SLG: 0.312	2-0 ③ F9			2-0 ① F7		2-1 ② F8		0-1 ③ 4-3		4	0	0	0	0	0	1
Mike Schmidt, R (1, 5) OBP: 0.369, SLG: 0.518		3-3 ① K		0-1 ② ③ G6-4-3 1-2f		2-2 ③ F7			4-1 FC6 S 4-3 BB	3	1	0	0	1	1	1
Ollie Brown, R (1, 9) OBP: 0.369, SLG: 0.510 Mike Anderson, R (9, 9) OBP: 0.320, SLG: 0.387	0-1 ② F7		2-2 1B 1B 1B		1-1 3-1 1B 2B			0-0 FC6 4-3 1-3 1B		4 0	2 0	2 0	0 0	0 0	0 0	1 0
Johnny Oates, L (1, 2) OBP: 0.365, SLG: 0.367	4-1 BB		0-0 1B 1-2 1B		0-0 ① 3-1 2-3			2-2 ① 4-3 1-2 3-H		3	0	1	1	1	0	2
Wayne Simpson, R (1, 1) OBP: 0.333, SLG: 0.200 Gene Garber, R (7, 1) OBP: 0.167, SLG: 0.167	1-3 ③ K		0-3 ① K		1-3 ② K			2-2 ② F8		3 1	0 0	0 0	0 0	0 0	3 0	4 1
Inning Stats	R: 2 E: 0 K: 1 S: 12 H: 2 LOB: 0 BB: 0 P: 21	R: 0 E: 0 K: 2 S: 10 H: 0 LOB: 1 BB: 1 P: 18	R: 0 E: 0 K: 0 S: 3 H: 1 LOB: 0 BB: 0 P: 3	R: 0 E: 1 K: 0 S: 6 H: 0 LOB: 0 BB: 0 P: 9	R: 0 E: 0 K: 2 S: 12 H: 3 LOB: 3 BB: 0 P: 18	R: 0 E: 0 K: 0 S: 7 H: 0 LOB: 0 BB: 0 P: 14	R: 1 E: 0 K: 1 S: 12 H: 2 LOB: 1 BB: 0 P: 17	R: 0 E: 0 K: 0 S: 7 H: 0 LOB: 0 BB: 0 P: 9	R: 2 E: 0 K: 0 S: 12 H: 1 LOB: 1 BB: 1 P: 21	1B: 7 2B: 2 3B: 0 HR: 1 SF: 0 SAC: 0 DP: 2 HBP: 0							

PITCHER	IP	WLS	BF	H	R	ER	SO	BB	IBB	HBP	BLK	WP	HR	S	P	ERA	WHIP
Steve Renko, R (1, 1) ERA: 4.24	7.0	L	29	8	3	3	6	1	0	0	0	0	1	62	100	3.86	1.286
Dale Murray, R (8, 1) ERA: 4.18	2.0		9	1	2	2	0	1	0	0	0	0	0	19	30	9.00	1.000

PITCHER	IP	WLS	BF	H	R	ER	SO	BB	IBB	HBP	BLK	WP	HR	S	P	ERA	WHIP

AB	36
R	5
H	9
RBI	5
BB	2
SO	6
LOB	19

WP: 0 PB: 0 SB: 2 CS: 0 PA: 38

BOTTOM

Philadelphia Phillies @ Montreal Expos

Jarry Park, Montreal, QB

Wed Sep 10 1975, 7:05 PM EDT

Att. 9,216 - Unknown

Batter	1	2	3	4	5	6	7	8	9	AB	R	H	RBI	BB	SO	LOB
Jerry White, S (1, 8) OBP: 0.300, SLG: 0.500	0-0 ① 1-3		0-0 ① FC6-4 2B 1-2f		1-1 1-3 2B		1-1 FC4-6 1-2 2-3 1B		0-0 ③ 4-3	5	0	2	0	0	0	1
Jim Dwyer, L (1, 7) OBP: 0.343, SLG: 0.342	3-2 ② 4-3		1-0 1-3 2B		3-3 ① K		3-2 ① FC4-6 1-2f 2-3 3-H			4	0	1	1	0	1	4
Mike Jorgensen, L (1, 3) OBP: 0.367, SLG: 0.385 Hal Breeden, R (1, PR) OBP: 0.286, SLG: 0.200 (2, 3) Pat Scanlon, L (7, PH) OBP: 0.294, SLG: 0.298 Dale Murray, R (8, 1) OBP: 0.385, SLG: 0.273	1-0 HBP		4-2 G6-4-3 BB		1-3 ② K		3-3 ② K			0 1 1 0	0 0 0 0	0 0 0 0	0 1 0 0	0 1 0 0	0 1 1 0	0 2 2 0
Jose Morales, R (1, 2) OBP: 0.359, SLG: 0.407	1-3 ③ K		3-1 ② ③ G6-4-3 1-2f		1-2 ③ 4-3		0-0 ③ CS 3-H	0-1 ① 4-3		4	0	0	0	0	1	6
Larry Biittner, L (1, 9) OBP: 0.381, SLG: 0.405		2-2 ① 3-1		1-2 2B		2-3 ① K		3-2 ② 4-3		4	0	1	0	0	1	0
Larry Parrish, R (1, 5) OBP: 0.319, SLG: 0.417		1-2 FC5-4 1B		2-2 ① 5-3		1-2 ② P2		1-2 1B		4	0	2	0	0	0	1
Pete Mackanin, R (1, 4) OBP: 0.286, SLG: 0.379	0-1 ② F4		1-2 5-3			0-1 ③ F4		1-1 ③ L6		4	0	0	0	0	0	3
Tim Foli, R (1, 6) OBP: 0.284, SLG: 0.292	1-2 ③ FC5-4 1-2f		3-2 ③ F8				0-1 1B BB FC4-6 1B		0-1 ① 5-3	4	1	1	0	0	0	2
Steve Renko, R (1, 1) OBP: 0.352, SLG: 0.367 Tony Scott, S (7, PR) OBP: 0.259, SLG: 0.239 Nate Colbert, R (8, 3) OBP: 0.229, SLG: 0.306			0-1 FC6-4 1B		1-0 2B 1B		4-1 FC4-6 1B 1-2 CS BB		2-2 ② F8	2 0 1	0 0 0	2 0 0	0 0 0	1 0 0	0 0 0	0 0 0
Inning Stats	R: 0 E: 0 K: 1 S: 7 H: 0 LOB: 1 BB: 0 P: 12	R: 0 E: 0 K: 0 S: 12 H: 1 LOB: 1 BB: 0 P: 16	R: 0 E: 0 K: 0 S: 12 H: 2 LOB: 2 BB: 1 P: 20	R: 0 E: 0 K: 0 S: 13 H: 1 LOB: 1 BB: 0 P: 20	R: 0 E: 0 K: 2 S: 15 H: 2 LOB: 2 BB: 0 P: 22	R: 0 E: 0 K: 1 S: 9 H: 0 LOB: 0 BB: 0 P: 12	R: 1 E: 0 K: 1 S: 15 H: 2 LOB: 1 BB: 1 P: 26	R: 0 E: 0 K: 0 S: 13 H: 1 LOB: 1 BB: 0 P: 18	R: 0 E: 0 K: 0 S: 6 H: 0 LOB: 0 BB: 0 P: 8	1B: 6 2B: 3 3B: 0 HR: 0	SF: 0 SAC: 0 DP: 1 HBP: 1						

livebaseballscorecards.com

	AB	34
	R	1
	H	9
	RBI	1
	BB	2
	SO	5
	LOB	21

PITCHER	IP	WLS	BF	H	R	ER	SO	BB	IBB	HBP	BLK	WP	HR	S	P	ERA	WHIP
Wayne Simpson, R (1, 1) ERA: 2.5	6.0	W	28	8	1	1	4	2	0	1	0	0	0	73	112	1.50	1.667
Gene Garber, R (7, 1) ERA: 3.47	3.0	S	9	1	0	0	1	0	0	0	0	0	0	29	42	0.00	0.333

PITCHER	IP	WLS	BF	H	R	ER	SO	BB	IBB	HBP	BLK	WP	HR	S	P	ERA	WHIP

Batter	1	2	3	4	5	6	7	8	9	AB	R	H	RBI	BB	SO	LOB
Dave Cash, R (1, 4) OBP: 0.359, SLG: 0.387	B B B S S X 3-1 1B WP 1B		X 0-0 ① F3	S X 0-1 1-2 1B		S S X 0-2 ③ 6-3				4	1	2	0	0	0	1
Larry Bowa, S (1, 6) OBP: 0.339, SLG: 0.383	B S S S F F X 1-2 WP 1-2 1B 1B		B S S S B S 2-3 K E 1B	B X 1-0 ③ 4-3			B B B B 4-0 1B S PB BB			3	3	1	0	1	1	2
Garry Maddox, R (1, 8) OBP: 0.356, SLG: 0.431	S S B B S 2-3 ① K2-3 1-3 2-H		S B 1 X SAFE 1-1 1-H 1B		X 0-0 4-3 1B		S S S 0-3 ① K 1-2			4	0	2	1	0	2	2
Greg Luzinski, R (1, 7) OBP: 0.394, SLG: 0.551	B S B S B X 3-2 4-3 1B 3-H 1B		B B X 2-0 ② P3		B S B S B X 3-2 ① 4-3 1-2		S B B X 2-1 PB 2-3 1B			4	0	2	1	0	0	2
Dick Allen, R (1, 3) OBP: 0.324, SLG: 0.353	S B S B X 2-2 ② 4-3 1-2		S S T X 0-2 ③ 5-3		S S C 0-3 ② K		S S T B B B F B 4-2 1-2 3-H BB			3	0	0	0	1	1	3
Mike Schmidt, R (1, 5) OBP: 0.369, SLG: 0.524	S S X 0-2 ③ 2-H 1B			B X 1-0 HR	B S X 1-1 ③ L6		S S S 0-3 ② K			4	1	2	1	0	1	3
Tom Hutton, L (1, 9) OBP: 0.323, SLG: 0.303		B X 1-0 ① G3		S S B F B F X 2-2 ① 1-3		X 0-0 ① G3	B S S B F X 2-2 ③ 4-3			4	0	0	0	0	0	2
Johnny Oates, L (1, 2) OBP: 0.361, SLG: 0.362		S B S X 1-2 ② 6-3		S S X 0-2 ② F9		S S B S 1-3 ② K				3	0	0	0	0	1	0
Larry Christenson, R (1, 1) OBP: 0.294, SLG: 0.396		S B B S C 2-3 ③ K		X 0-0 1B 1B		S B B S X 2-2 1B				3	0	2	0	0	1	0
Inning Stats	R: 2 H: 4 E: 0 LOB: 2 K: 1 BB: 0 S: 19 P: 30	R: 0 H: 0 E: 0 LOB: 0 K: 1 BB: 0 S: 7 P: 11	R: 1 H: 1 E: 1 LOB: 1 K: 1 BB: 0 S: 11 P: 16	R: 1 H: 3 E: 0 LOB: 2 K: 0 BB: 0 S: 13 P: 17	R: 0 H: 1 E: 0 LOB: 1 K: 1 BB: 0 S: 9 P: 13	R: 0 H: 1 E: 0 LOB: 1 K: 1 BB: 0 S: 10 P: 13	R: 1 H: 1 E: 0 LOB: 2 K: 2 BB: 2 S: 16 P: 28			1B: 10 SF: 0 2B: 0 SAC: 0 3B: 0 DP: 0 HR: 1 HBP: 0						

Philadelphia Phillies @ Montreal Expos

Jarry Park, Montreal, QB

Thu Sep 11 1975, 7:05 PM EDT

Att. 7,457 - Unknown - 71 F

TOP

livebaseballscorecards.com

AB	32
R	5
H	11
RBI	3
BB	2
SO	7
LOB	15

WP: 2 PA: 34
PB: 2
SB: 1
CS: 0

PITCHER		IP	WLS	BF	H	R	ER	SO	BB	IBB	HBP	BLK	WP	HR	S	P	ERA	WHIP
Steve Rogers, R ERA: 3.33	(1, 1)	6.0	L	28	10	4	3	5	0	0	0	0	1	1	69	100	4.50	1.667
Donald DeMola, R ERA: 4.08	(7, 1)	1.0		6	1	1	0	2	2	0	0	0	0	0	16	28	0.00	3.000

PITCHER	IP	WLS	BF	H	R	ER	SO	BB	IBB	HBP	BLK	WP	HR	S	P	ERA	WHIP

Batter	1	2	3	4	5	6	7	8	9	AB	R	H	RBI	BB	SO	LOB
Jerry White, S (1, 8) OBP: 0.303, SLG: 0.484	S B X 1-1 ① F9			X 0-0 ① G3		S B S F F X 1-2 1B				3	0	1	0	0	0	0
Tim Foli, R (1, 6) OBP: 0.283, SLG: 0.291 Mike Jorgensen, L (6, PH) OBP: 0.367, SLG: 0.384 Pepe Frias, R (7, 6) OBP: 0.189, SLG: 0.184	B S X 1-1 ② F6			X 0-0 ② 4-3		S B B S B S 3-3 ② K				2 1 0	0 0 0	0 0 0	0 0 0	0 0 0	0 1 0	0 1 0
Jim Dwyer, L (1, 7) OBP: 0.337, SLG: 0.336	S B S X 1-2 ③ 4-3			S B X 1-1 ③ 4-3		S S B B S 2-3 ③ K				3	0	0	0	0	1	1
Jose Morales, R (1, 2) OBP: 0.361, SLG: 0.408		S B B S B X 3-2 ① F9			B B S X 2-1 FC6-4 1B					2	0	1	0	0	0	0
Larry Parrish, R (1, 5) OBP: 0.318, SLG: 0.415		B X 1-0 ② 5-3			S B B S F S 2-3 ① K					2	0	0	0	0	1	1
Hal Breeden, R (1, 3) OBP: 0.273, SLG: 0.189		S B X 1-1 ③ F8			S S B X 1-2 ② FC6-4 2B 1-2f					2	0	0	0	0	0	1
Ellis Valentine, R (1, 9) OBP: 0.294, SLG: 0.529			B S S T B S 2-3 ① K		S X 0-1 1-3 2B					2	0	1	0	0	1	0
Jim Cox, R (1, 4) OBP: 0.188, SLG: 0.400			S X 0-1 ② 6-3		B S B X 2-1 ③ 6-3					2	0	0	0	0	0	2
Steve Rogers, R (1, 1) OBP: 0.284, SLG: 0.231 Larry Biittner, L (6, PH) OBP: 0.380, SLG: 0.404 Donald DeMola, R (7, 1)			X 0-0 ③ 3-1			B B S S X 2-1 ① 6-3				1 1 0	0 0 0	0 0 0	0 0 0	0 0 0	0 0 0	0 0 0
Inning Stats	R: 0 H: 0 E: 0 LOB: 0 K: 0 BB: 0 S: 7 P: 10	R: 0 H: 0 E: 0 LOB: 0 K: 0 BB: 0 S: 6 P: 11	R: 0 H: 0 E: 0 LOB: 0 K: 1 BB: 0 S: 7 P: 9	R: 0 H: 0 E: 0 LOB: 0 K: 0 BB: 0 S: 4 P: 5	R: 0 H: 2 E: 0 LOB: 2 K: 1 BB: 0 S: 13 P: 20	R: 0 H: 1 E: 0 LOB: 1 K: 2 BB: 0 S: 13 P: 21				1B: 2 SF: 0 2B: 1 SAC: 0 3B: 0 DP: 0 HR: 0 HBP: 0						

PITCHER	IP	WLS	BF	H	R	ER	SO	BB	IBB	HBP	BLK	WP	HR	S	P	ERA	WHIP
Larry Christenson, R (1, 1) ERA: 3.6	6.0	W	21	3	0	0	4	0	0	0	0	0	0	50	76	0.00	0.500

PITCHER	IP	WLS	BF	H	R	ER	SO	BB	IBB	HBP	BLK	WP	HR	S	P	ERA	WHIP

BOTTOM

Philadelphia Phillies @ Montreal Expos

Jarry Park, Montreal, QB

Thu Sep 11 1975, 7:05 PM EDT

Att. 7,457 - Unknown - 71 F

livebaseballscorecards.com

AB	21
R	0
H	3
RBI	0
BB	0
SO	4
LOB	6

WP: 0 PA: 21
PB: 0
SB: 0
CS: 0

Batter	1	2	3	4	5	6	7	8	9	AB	R	H	RBI	BB	SO	LOB
Jerry White, S (1, 8) OBP: 0.316, SLG: 0.472	FC5 6-3 1B	E 1B 2-3 3-H		F9			F7		F2	5	0	2	1	0	0	1
Tim Foli, R (1, 6) OBP: 0.282, SLG: 0.289	6-3 1-2	SAFE F7 1-2 3-H		6-3			1-3		3-1	3	0	0	0	0	0	2
Pepe Frias, R (6, 6) OBP: 0.185, SLG: 0.180										1	0	0	0	0	0	0
Mike Jorgensen, L (9, PH) OBP: 0.366, SLG: 0.383										1	0	0	0	0	0	1
Pepe Mangual, R (1, 7) OBP: 0.342, SLG: 0.344	BB	BB			K		K			2	0	0	0	2	2	0
Jose Morales, R (1, 3) OBP: 0.352, SLG: 0.397	F9	4-3			F3			K		4	0	0	0	0	1	4
Larry Parrish, R (1, 5) OBP: 0.315, SLG: 0.412	FC5 2-3f		1-3		1-3			F4		4	0	0	0	0	0	2
Ellis Valentine, R (1, 9) OBP: 0.381, SLG: 0.650		BB 1B 2B	2B			G3		2B		3	1	2	0	1	0	0
Gary Carter, R (1, 2) OBP: 0.363, SLG: 0.419		1B 2B 1-2	IBB G4-6-3			FC1-4-6		5-3		3	1	2	0	1	0	1
Pete Mackanin, R (1, 4) OBP: 0.283, SLG: 0.375		K	G4-6-3 1-2f			FC1-4-6 1-2f			F6	4	0	0	0	0	1	5
Don Carrithers, R (1, 1) OBP: 0.167, SLG: 0.261		1B E 1-3 2-H		4-3		L6				2	1	1	1	0	0	0
Chuck Taylor, R (5, 1)										0	0	0	0	0	0	0
Larry Bittner, L (6, PH) OBP: 0.379, SLG: 0.403										1	0	0	0	0	0	1
Fred Scherman, L (6, 1) OBP: 0.125, SLG: 0.133										0	0	0	0	0	0	0
Donald DeMola, R (8, 1)										0	0	0	0	0	0	0
Jim Dwyer, L (9, PH) OBP: 0.341, SLG: 0.340										1	0	1	0	0	0	0
Inning Stats	R: 0 E: 0 K: 0 S: 10 H: 1 LOB: 2 BB: 1 P: 15	R: 3 E: 1 K: 1 S: 27 H: 3 LOB: 2 BB: 2 P: 45	R: 0 E: 0 K: 0 S: 9 H: 1 LOB: 1 BB: 1 P: 16	R: 0 E: 0 K: 0 S: 5 H: 0 LOB: 0 BB: 0 P: 6	R: 0 E: 0 K: 1 S: 6 H: 0 LOB: 0 BB: 0 P: 8	R: 0 E: 0 K: 0 S: 7 H: 1 LOB: 1 BB: 0 P: 11	R: 0 E: 0 K: 1 S: 8 H: 0 LOB: 0 BB: 0 P: 14	R: 0 E: 0 K: 1 S: 8 H: 1 LOB: 1 BB: 0 P: 10	R: 0 E: 0 K: 0 S: 7 H: 1 LOB: 1 BB: 0 P: 9	1B: 5 2B: 3 3B: 0 HR: 0 SF: 0 SAC: 0 DP: 1 HBP: 0	WP: 0 PB: 0 SB: 0 CS: 0 PA: 38					

PITCHER		IP	WLS	BF	H	R	ER	SO	BB	IBB	HBP	BLK	WP	HR	S	P	ERA	WHIP
John Candelaria, L ERA: 2.98	(1, 1)	1.2		12	4	3	3	1	3	0	0	0	0	0	34	55	16.20	4.200
Bob Moose, R ERA: 4.45	(2, 1)	7.1	W	26	4	0	0	3	0	1	0	0	0	0	53	79	0.00	0.545

PITCHER	IP	WLS	BF	H	R	ER	SO	BB	IBB	HBP	BLK	WP	HR	S	P	ERA	WHIP

Montreal Expos @ Pittsburgh Pirates

Three Rivers Stadium, Pittsburgh, PA

Fri Sep 12 1975, 7:05 PM EDT

Att. 9,449 - Unknown

TOP

livebaseballscorecards.com

AB	34
R	3
H	8
RBI	2
BB	4
SO	4
LOB	17

BOTTOM

Montreal Expos @ Pittsburgh Pirates

Three Rivers Stadium, Pittsburgh, PA

Fri Sep 12 1975, 7:05 PM EDT

Att. 9,449 - Unknown

livebaseballscorecards.com

Batter	1	2	3	4	5	6	7	8	9	AB	R	H	RBI	BB	SO	LOB
Frank Taveras, R (1, 6) OBP: 0.286, SLG: 0.259	4-3	5-3		FC6-4 1B 1-2		FC6-4 E SF8 BB 4-1		F7 1-1		4	1	1	0	1	0	2
Rennie Stennett, R (1, 4) OBP: 0.313, SLG: 0.371	6-3 1-0		F9 1-1	FC6-4 1-0 1-2f		E9 FC6-4 2-2 1-2		F8 2-1		5	0	0	0	0	0	3
Al Oliver, L (1, 8) OBP: 0.307, SLG: 0.461	E7 1B 1B 1-2		2B 3-2		BB HR 1B 1-2	FC6-4 1-0 1-2f 2-3		1-3 0-2		5	2	3	0	0	0	2
Willie Stargell, L (1, 3) OBP: 0.371, SLG: 0.536	FC6-4 1B 2-1 3-H		1B 1B 2-1		HR BB 4-1 1-2	SF8 0-1 3-H				2	2	2	2	1	0	0
Dave Parker, L (1, 9) OBP: 0.357, SLG: 0.546	FC6-4 2-0 1-2f		1B 1B 0-0 1-2		1-H 2-H HR 1-0	L7 1-1				4	1	2	3	0	0	2
Richie Zisk, R (1, 7) OBP: 0.373, SLG: 0.474		4-3 0-1	1B 1-2 1-3 2-H		1B FC1-2 BB 4-2		P6 3-2			3	0	1	1	1	0	0
Manny Sanguillen, R (1, 2) OBP: 0.388, SLG: 0.457		WP 2B 1-2		6-3 0-0	FC1-2 1B 0-0 1-3		F3 0-1			4	0	2	0	0	0	0
Art Howe, R (1, 5) OBP: 0.253, SLG: 0.252		SH1-4 BB 4-2 2-3		K 3-3	FC1-2 G4-6-3 0-1 1-2 3-H		FC4-6 BB 4-1			2	0	0	0	2	1	2
John Candelaria, L (1, 1) OBP: 0.205, SLG: 0.139		SH1-4 0-0 1-2		1B 0-0	G4-6-3 2-2 1-2f		FC4-6 2-1 1-2f			0	0	0	0	0	0	0
Bob Moose, R (2, 1) OBP: 0.200, SLG: 0.200										3	0	1	0	0	0	3
Inning Stats	R: 1 H: 2 E: 1 LOB: 1 K: 0 BB: 0 S: 11 P: 19	R: 0 H: 1 E: 0 LOB: 2 K: 0 BB: 1 S: 10 P: 15	R: 1 H: 4 E: 0 LOB: 2 K: 0 BB: 0 S: 14 P: 21	R: 0 H: 2 E: 0 LOB: 2 K: 1 BB: 0 S: 8 P: 13	R: 3 H: 3 E: 0 LOB: 1 K: 0 BB: 2 S: 14 P: 26	R: 1 H: 0 E: 1 LOB: 1 K: 0 BB: 1 S: 9 P: 17	R: 0 H: 0 E: 0 LOB: 1 K: 0 BB: 1 S: 9 P: 18	R: 0 H: 0 E: 0 LOB: 0 K: 0 BB: 0 S: 7 P: 10		1B: 9 SF: 1 2B: 2 SAC: 1 3B: 0 DP: 1 HR: 1 HBP: 0						

	AB	32
	R	6
	H	12
	RBI	6
	BB	5
	SO	1
	LOB	14

PITCHER		IP	WLS	BF	H	R	ER	SO	BB	IBB	HBP	BLK	WP	HR	S	P	ERA	WHIP
Don Carrithers, R ERA: 3.33	(1, 1)	4.0	L	23	11	5	4	1	2	0	0	0	1	1	48	79	9.00	3.250
Chuck Taylor, R ERA: 3.73	(5, 1)	1.0		4	1	0	0	0	1	0	0	0	0	0	9	15	0.00	2.000
Fred Scherman, L ERA: 3.96	(6, 1)	2.0		9	0	1	0	0	2	0	0	0	0	0	18	35	0.00	1.000
Donald DeMola, R ERA: 4.03	(8, 1)	1.0		3	0	0	0	0	0	0	0	0	0	0	7	10	0.00	0.000

PITCHER	IP	WLS	BF	H	R	ER	SO	BB	IBB	HBP	BLK	WP	HR	S	P	ERA	WHIP

Batter	1	2	3	4	5	6	7	8	9	AB	R	H	RBI	BB	SO	LOB
Jerry White, S (1, 8) OBP: 0.349, SLG: 0.488	S X 0-1 ① F9	X 0-0 S 2-3 1B		S S B X 1-2 2B 1-2 1B		S B X 1-1 PB 1B		S X 0-1 E6 1B FC1-4		5	2	3	0	0	0	0
Jim Dwyer, L (1, 7) OBP: 0.349, SLG: 0.355	B S S B B X 3-2 E 1B 1B	B S S B B F F S 3-3 ③ K 1-2		X 0-0 1-H 2-H 2B		S B S F X 1-2 ② L8 1-2		B X 1-0 FC1-4 2-3 1B		5	1	3	2	0	1	3
Larry Parrish, R (1, 5) OBP: 0.314, SLG: 0.412	1 SAFE S S S X 0-2 ② 1-6-3 1-2		X 0-0 E4 2B	B S S B X 2-2 ③ F7		S S C 0-3 ③ K		B X 1-0 ② FC1-4 WP 1-2f 3-H		5	1	1	1	0	1	4
Mike Jorgensen, L (1, 3) OBP: 0.364, SLG: 0.379	B S B B B 4-1 1B BB	B S B B X 3-1 ① 5-3	X 0-0 ① F7		X 0-0 ① F7		S S F B B F X 2-2 ③ F9 1-2			4	0	0	0	1	0	1
Ellis Valentine, R (1, 9) OBP: 0.440, SLG: 0.708 Tony Scott, S (7, 9) OBP: 0.258, SLG: 0.238	S X 0-1 1-2 2-H 1B	S B S X 1-2 G6-4-3 1B	X 0-0 ② F8		S S F B B B X 3-2 2B		S B X 1-1 ① F7		4 1	0 0	3 0	1 0	0 0	0 0	0 0	
Jim Cox, R (1, 4) OBP: 0.190, SLG: 0.350	B X 1-0 ③ F8	B S X 1-1 ② ③ G6-4-3 1-2f		S S B B B X 2-2 1B 1B		X 0-0 ② 5-3		S B S F X 1-2 ② F4		5	0	1	0	0	0	4
Gary Carter, R (1, 2) OBP: 0.367, SLG: 0.421		S X 0-1 1B SH3-4 1B		B S B B B 4-1 1B 2B BB	X 0-0 1-3 1B	I I I 4-0 IBB		S S X 0-2 ③ 6-3		3	1	2	0	2	0	0
Pepe Frias, R (1, 6) OBP: 0.172, SLG: 0.167		S B S C 1-3 ① K		S S B F S 1-3 ① K	X 0-0 ③ F8	S S X 0-2 ③ F9				4	0	0	0	0	2	6
Dan Warthen, S (1, 1) OBP: 0.159, SLG: 0.140 Woodie Fryman, R (8, 1) OBP: 0.240, SLG: 0.234		X 0-0 ② SH3-4 1-2		S S M 0-3 ② K		B S B X 2-1 ① 1-3		S S C 0-3 ① K		3 0	0 0	0 0	0 0	0 0	2 0	1 0
Inning Stats	R: 1 H: 2 E: 1 LOB: 2 K: 0 BB: 1 S: 12 P: 20	R: 0 H: 2 E: 0 LOB: 2 K: 2 BB: 0 S: 13 P: 17	R: 1 H: 2 E: 1 LOB: 0 K: 0 BB: 0 S: 8 P: 13	R: 2 H: 2 E: 0 LOB: 1 K: 2 BB: 1 S: 15 P: 23	R: 0 H: 2 E: 0 LOB: 2 K: 0 BB: 0 S: 7 P: 9	R: 0 H: 1 E: 0 LOB: 1 K: 1 BB: 0 S: 11 P: 15	R: 0 H: 1 E: 0 LOB: 2 K: 0 BB: 1 S: 9 P: 16	R: 1 H: 1 E: 1 LOB: 1 K: 1 BB: 0 S: 13 P: 17	R: 0 H: 0 E: 0 LOB: 0 K: 0 BB: 0 S: 9 P: 11	1B: 10 SF: 0 2B: 3 SAC: 1 3B: 0 DP: 1 HR: 0 HBP: 0						

PITCHER		IP	WLS	BF	H	R	ER	SO	BB	IBB	HBP	BLK	WP	HR	S	P	ERA	WHIP
Dock Ellis, R ERA: 3.64	(1, 1)	5.0	L	26	10	4	2	4	2	0	0	0	0	0	55	82	3.60	2.400
Bruce Kison, R ERA: 3.43	(6, 1)	3.0		14	3	1	0	2	0	1	0	0	1	0	33	48	0.00	1.000
Dave Giusti, R ERA: 2.58	(9, 1)	1.0		3	0	0	0	0	0	0	0	0	0	0	9	11	0.00	0.000

PITCHER	IP	WLS	BF	H	R	ER	SO	BB	IBB	HBP	BLK	WP	HR	S	P	ERA	WHIP

TOP

Montreal Expos @ Pittsburgh Pirates

Three Rivers Stadium, Pittsburgh, PA

Sat Sep 13 1975, 7:05 PM EDT

Att. 17,310 - Unknown

livebaseballscorecards.com

AB	39
R	5
H	13
RBI	4
BB	3
SO	6
LOB	19

WP: 1 PA: 43
PB: 1
SB: 1
CS: 0

Montreal Expos @ Pittsburgh Pirates

Three Rivers Stadium, Pittsburgh, PA

Sat Sep 13 1975, 7:05 PM EDT

Att. 17,310 - Unknown

livebaseballscorecards.com

BOTTOM

Batter	1	2	3	4	5	6	7	8	9	AB	R	H	RBI	BB	SO	LOB
Frank Taveras, R (1, 6) OBP: 0.286, SLG: 0.257	K		6-3		F9			1B BB		3	1	0	0	1	1	1
Rennie Stennett, R (1, 4) OBP: 0.316, SLG: 0.373	BB		L8			G4-6-3 1B		1B 1-2 1B		3	0	2	0	1	0	0
Al Oliver, L (1, 8) OBP: 0.306, SLG: 0.459	F5		4-3			G4-6-3 1-2f		BB 1-3 2-H 1B		4	0	1	1	0	0	2
Willie Stargell, L (1, 3) OBP: 0.372, SLG: 0.533 Miguel Dilone, S (8, PR) Dave Giusti, R (9, 1) OBP: 0.364, SLG: 0.300	1-3			G4-6-3 BB		K		BB 1-2		2 0 0	0 0 0	0 0 0	0 0 0	2 0 0	1 0 0	1 0 0
Richie Zisk, R (1, 7) OBP: 0.372, SLG: 0.472		E5 F8 1B		F7			G4-6-3 1B	K		4	1	1	0	0	1	4
Dave Parker, L (1, 9) OBP: 0.354, SLG: 0.542		F8 2-3		G4-6-3 1-2f			G4-6-3 1-2f		K	4	0	0	0	0	1	3
Manny Sanguillen, R (1, 2) OBP: 0.391, SLG: 0.458		1B 3-H			FC6-5 WP 1B		P3		PB BB	3	0	2	1	1	0	0
Art Howe, R (1, 5) OBP: 0.247, SLG: 0.244		F7			K 1-2			5-3	F9 1-2	4	0	0	0	0	1	3
Dock Ellis, S (1, 1) OBP: 0.200, SLG: 0.139 Willie Randolph, R (5, PH) OBP: 0.302, SLG: 0.222 Bruce Kison, R (6, 1) OBP: 0.148, SLG: 0.115 Bill Robinson, R (8, PH) OBP: 0.306, SLG: 0.456 Ed Kirkpatrick, L (9, 3) OBP: 0.313, SLG: 0.348		K			FC6-5 2-3			F9	F9	1 1 0 1 1	0 0 0 0 0	0 0 0 0 0	0 0 0 0 0	1 0 0 0 0	1 0 0 0 0	1 1 0 0 1
Inning Stats	R: 0 E: 0 K: 1 S: 8 H: 0 LOB: 1 BB: 1 P: 17	R: 1 E: 1 K: 1 S: 10 H: 1 LOB: 1 BB: 0 P: 14	R: 0 E: 0 K: 0 S: 9 H: 0 LOB: 0 BB: 0 P: 14	R: 0 E: 0 K: 0 S: 6 H: 0 LOB: 0 BB: 1 P: 11	R: 0 E: 0 K: 1 S: 16 H: 1 LOB: 1 BB: 0 P: 27	R: 0 E: 0 K: 1 S: 10 H: 1 LOB: 0 BB: 0 P: 13	R: 0 E: 0 K: 0 S: 6 H: 1 LOB: 0 BB: 0 P: 11	R: 1 E: 0 K: 1 S: 15 H: 2 LOB: 3 BB: 2 P: 28	R: 0 E: 0 K: 1 S: 10 H: 0 LOB: 1 BB: 1 P: 20	1B: 6 2B: 0 3B: 0 HR: 0	SF: 0 SAC: 0 DP: 3 HBP: 0						

	AB	31
	R	2
	H	6
	RBI	2
	BB	5
	SO	6
	LOB	17

WP: 1 PB: 1 SB: 0 CS: 0 PA: 36

PITCHER		IP	WLS	BF	H	R	ER	SO	BB	IBB	HBP	BLK	WP	HR	S	P	ERA	WHIP
Dan Warthen, L ERA: 3.15	(1, 1)	7.2	W	30	6	2	1	4	3	0	0	0	1	0	74	123	1.17	1.174
Woodie Fryman, L ERA: 3.34	(8, 1)	1.1	S	6	0	0	0	2	2	0	0	0	0	0	16	32	0.00	1.500

PITCHER	IP	WLS	BF	H	R	ER	SO	BB	IBB	HBP	BLK	WP	HR	S	P	ERA	WHIP

Montreal Expos @ Pittsburgh Pirates

Three Rivers Stadium, Pittsburgh, PA

Sun Sep 14 1975, 3:33 AM EDT

Att. 12,335 - Unknown

TOP

livebaseballscorecards.com

Batter	1	2	3	4	5	6	7	8	9	AB	R	H	RBI	BB	SO	LOB
Larry Biittner, L (1, 9) OBP: 0.378, SLG: 0.401	B S B S F B X 3-2 P6		B X 1-0 4-3			B X 1-0 1B 1B SF7-5-6 1B		B S B X 2-1 6-3		4	1	1	0	0	0	0
Tony Scott, S (8, 9) OBP: 0.258, SLG: 0.238										0	0	0	0	0	0	0
Jerry White, S (1, 8) OBP: 0.362, SLG: 0.477	B X 1-0 L3		S X 0-1 4-3			S B X 1-1 SF7-5-6 1B 1-2 1B		B B B S B 4-1 1B BB		3	0	1	0	1	0	0
Jim Dwyer, L (1, 7) OBP: 0.352, SLG: 0.358	X 0-0 4-3		B B X 2-0 6-3			S B X 1-1 SF7-5-6 1-2 2-3 1B		B 1 SAFE 1 SAFE 1 SAFE S X 1-1 1-3 1B		4	0	2	0	0	0	0
Mike Jorgensen, L (1, 3) OBP: 0.363, SLG: 0.379		S B B X 2-1 G3 HBP 1B 1B		X 0-0 4-3		S X 0-1 SF7-5-6 1-2 2-3 3-H		S S B F B B C 3-3 K		3	1	1	1	0	1	2
Larry Parrish, R (1, 5) OBP: 0.314, SLG: 0.409		H 1-0 G3 1B 1-2 HBP		B S X 1-1 6-3		X 0-0 5-3			X 0-0 F8	3	1	0	0	0	0	1
Gary Carter, R (1, 2) OBP: 0.366, SLG: 0.419		B X 1-0 G3 1-2 2-3		S S S 0-3 K			B X 1-0 5-3		X 0-0 S 1B	4	0	1	0	0	1	2
Pepe Mangual, R (9, PR) OBP: 0.342, SLG: 0.344										0	0	0	0	0	0	0
Jim Cox, R (1, 4) OBP: 0.208, SLG: 0.318		I I I 4-0 4-3 1B IBB			B S X 1-1 P6		S S B S 1-3 K		1 SAFE 1 SAFE S S B B B S 2-3 K 1-2	2	0	0	0	1	1	0
Woodie Fryman, R (7, 1) OBP: 0.240, SLG: 0.234										0	0	0	0	0	0	0
Jim Lyttle, L (9, PH) OBP: 0.371, SLG: 0.300										1	0	0	0	0	1	1
Pepe Frias, R (1, 6) OBP: 0.180, SLG: 0.175		X 0-0 1-2 2-H 3-H 1B			B X 1-0 5-3		S B X 1-1 4-3		B S S B F B C 3-3 K	3	0	1	2	0	0	0
Jose Morales, R (9, PH) OBP: 0.350, SLG: 0.395										1	0	0	0	0	1	2
Dennis Blair, R (1, 1) OBP: 0.180, SLG: 0.146		S 2 SAFE X 0-1 4-3 2-3			S B S F S 1-3 K			S S S 0-3 K		2	0	0	0	0	1	2
Pete Mackanin, R (7, 4) OBP: 0.283, SLG: 0.374										1	0	0	0	0	1	0
Inning Stats	R: 0 E: 0 K: 0 S: 7 H: 0 LOB: 0 BB: 0 P: 11	R: 2 E: 0 K: 0 S: 6 H: 2 LOB: 1 BB: 1 P: 14	R: 0 E: 0 K: 0 S: 4 H: 0 LOB: 0 BB: 0 P: 7	R: 0 E: 0 K: 1 S: 6 H: 0 LOB: 0 BB: 0 P: 7	R: 0 E: 0 K: 1 S: 7 H: 0 LOB: 0 BB: 0 P: 10	R: 1 E: 0 K: 0 S: 8 H: 3 LOB: 1 BB: 0 P: 11	R: 0 E: 0 K: 1 S: 6 H: 0 LOB: 0 BB: 0 P: 9	R: 0 E: 0 K: 2 S: 12 H: 1 LOB: 2 BB: 1 P: 22	R: 0 E: 0 K: 2 S: 9 H: 1 LOB: 2 BB: 0 P: 14	1B: 7 2B: 1 3B: 0 HR: 0	SF: 1 SAC: 0 DP: 1 HBP: 1						

	AB	31
	R	3
	H	7
	RBI	3
	BB	2
	SO	7
	LOB	10

WP: 0 PB: 0 SB: 1 CS: 0 PA: 35

PITCHER		IP	WLS	BF	H	R	ER	SO	BB	IBB	HBP	BLK	WP	HR	S	P	ERA	WHIP
Larry Demery, R ERA: 2.85	(1, 1)	6.0		23	5	3	3	2	0	1	1	0	0	0	38	60	4.50	0.833
Kent Tekulve, R ERA: 2.33	(7, 1)	1.2		7	1	0	0	2	1	0	0	0	0	0	14	24	0.00	1.200
Ramon Hernandez, L ERA: 2.9	(8, 1)	0.1	W	1	0	0	0	1	0	0	0	0	0	0	4	7	0.00	0.000
Dave Giusti, R ERA: 2.55	(9, 1)	1.0	S	4	1	0	0	2	0	0	0	0	0	0	9	14	0.00	1.000

PITCHER	IP	WLS	BF	H	R	ER	SO	BB	IBB	HBP	BLK	WP	HR	S	P	ERA	WHIP

Montreal Expos @ Pittsburgh Pirates

Three Rivers Stadium, Pittsburgh, PA

Sun Sep 14 1975, 3:33 AM EDT

Att. 12,335 - Unknown

BOTTOM

Batter	1	2	3	4	5	6	7	8	9	AB	R	H	RBI	BB	SO	LOB
Craig Reynolds, L (1, 6) OBP: 0.250, SLG: 0.261 Bill Robinson, R (7, PH) OBP: 0.304, SLG: 0.454 Frank Taveras, R (8, 6) OBP: 0.286, SLG: 0.257 Duffy Dyer, R (8, PH) OBP: 0.223, SLG: 0.325 Omar Moreno, L (8, PR) Mario Mendoza, R (9, 6) OBP: 0.226, SLG: 0.200	B B S S B B 4-2 1B BB BB		S S F X 0-2 ① 4-3		S B X 1-1 ① L4		X 0-0 ① P6	B X 1-0 E9 1-H 2-H 1B		2 1 0 1 0 0	0 0 0 0 0 0	0 0 0 1 0 0	0 0 0 1 0 0	1 0 0 0 0 0	0 0 0 0 0 0	0 0 0 0 0 0
Rennie Stennett, R (1, 4) OBP: 0.315, SLG: 0.371	B S B S F F B F F 3-2 X ① F9		B X 1-0 ② G3		S X 0-1 FC4-6 1B		B S B S X 2-2 E6 WP HBP	S S S 0-3 ② K		5	0	1	0	0	1	3
Al Oliver, L (1, 8) OBP: 0.307, SLG: 0.459	B B B B 4-0 1B 1-2 BB		S S F X 1-2 2B		B S X 1-1 ② FC4-6 FC6 1-2f		S S X 0-2 ② P4	S S F B X 1-2 ③ 1-3		4	0	1	0	1	0	4
Willie Stargell, L (1, 3) OBP: 0.373, SLG: 0.532	B B S B S X 3-2 FC5-4 1-2 2-3 1B		X 0-0 ③ F7		S S B X 1-2 ③ FC6 1-2f		S B H 2-1 WP 1-2 HBP			3	0	1	0	0	0	2
Dave Parker, L (1, 9) OBP: 0.356, SLG: 0.541	S S S 0-3 ② K			S S X 0-2 ① 4-3		B S B B B X 3-1 2B 1B	B B B B 4-0 1-2 2-3 BB			3	1	1	0	1	1	3
Richie Zisk, R (1, 7) OBP: 0.371, SLG: 0.477	X 0-0 ③ FC5-4 1-2f			B S X 1-1 HR		X 0-0 ① L7	B B X 2-0 ③ F8			4	1	1	1	0	0	7
Manny Sanguillen, R (1, 2) OBP: 0.394, SLG: 0.462		S X 0-1 G5-4-3 1B		B S B X 2-1 ② F8		S X 0-1 1-H 2B	S B B B B 4-1 BB 1B BB			3	1	2	1	1	0	0
Art Howe, R (1, 5) OBP: 0.247, SLG: 0.245		S X 0-1 ① ② G5-4-3 1-2f		S B X 1-1 1B		B S S S X 1-2 ② F8	B B S S X 2-2 ① F7			4	0	1	0	0	0	3
Larry Demery, R (1, 1) OBP: 0.231, SLG: 0.217 Ed Kirkpatrick, L (6, PH) OBP: 0.311, SLG: 0.346 Kent Tekulve, R (7, 1) OBP: 0.200, SLG: 0.111 Ramon Hernandez, S (8, 1) Bob Robertson, R (8, PH) OBP: 0.380, SLG: 0.450 Miguel Dilone, S (8, PR) Dave Giusti, R (9, 1) OBP: 0.364, SLG: 0.300		S B B S C 2-3 ③ K		B B S S S X 2-2 ③ L7		S B B B S C 3-3 ③ K	B S S F B B B 4-2 1B 1-2 E BB			2 1 0 0 0 0 0	0 0 0 0 0 1 0	0 0 0 0 0 0 0	0 0 0 0 0 0 0	1 0 0 0 1 0 0	1 1 0 0 0 0 0	1 1 0 0 0 0 0
Inning Stats	R: 0 H: 1 E: 0 LOB: 3 K: 1 BB: 2 S: 16 P: 30	R: 0 H: 1 E: 0 LOB: 0 K: 1 BB: 0 S: 7 P: 9	R: 0 H: 1 E: 0 LOB: 1 K: 0 BB: 0 S: 10 P: 12	R: 1 H: 2 E: 0 LOB: 1 K: 0 BB: 0 S: 12 P: 18	R: 0 H: 1 E: 0 LOB: 1 K: 0 BB: 0 S: 9 P: 12	R: 1 H: 2 E: 0 LOB: 1 K: 1 BB: 0 S: 11 P: 18	R: 0 H: 0 E: 1 LOB: 3 K: 0 BB: 1 S: 9 P: 19	R: 2 H: 1 E: 1 LOB: 2 K: 1 BB: 2 S: 15 P: 27		1B: 6 2B: 2 3B: 0 HR: 1	SF: 0 SAC: 0 DP: 1 HBP: 1			WP: 1 PB: 0 SB: 0 CS: 0	PA: 39	

livebaseballscorecards.com

AB	33
R	4
H	9
RBI	3
BB	5
SO	4
LOB	24

PITCHER		IP	WLS	BF	H	R	ER	SO	BB	IBB	HBP	BLK	WP	HR	S	P	ERA	WHIP
Dennis Blair, R ERA: 3.82	(1, 1)	6.0		27	8	2	2	3	2	0	0	0	0	1	65	99	3.00	1.667
Woodie Fryman, L ERA: 3.35	(7, 1)	2.0	L	12	1	2	1	1	3	0	1	0	1	0	24	46	4.50	2.000

PITCHER	IP	WLS	BF	H	R	ER	SO	BB	IBB	HBP	BLK	WP	HR	S	P	ERA	WHIP

Batter	1	2	3	4	5	6	7	8	9	AB	R	H	RBI	BB	SO	LOB
Bob Bailey, R (1, 7) OBP: 0.385, SLG: 0.341	B X 1-0 F7 ①		B S X 1-1 L4-3 1B			S X 0-1 4-3 ①		S S B F F X 1-2 1B		3	0	1	0	0	0	0
Mike Jorgensen, L (6, 3) OBP: 0.364, SLG: 0.381										1	0	1	0	0	0	0
Pete Mackanin, R (1, 4) OBP: 0.280, SLG: 0.371	S S X 0-2 F4 ②		S S X 0-2 L4-3 ①② 1-2			X 0-0 6-3 ②		B S S B X 2-2 F7 ③		4	0	0	0	0	0	2
Jose Morales, R (1, 3) OBP: 0.356, SLG: 0.400	S B B B X 3-1 CS 1B		S X 0-1 L7 ③			S X 0-1 1B			S B S C 1-3 K ①	3	0	2	0	0	0	0
Tony Scott, S (6, PR) OBP: 0.258, SLG: 0.238										0	0	0	0	0	0	0
(6, 7)																
Jim Dwyer, L (9, PH) OBP: 0.350, SLG: 0.356										1	0	0	0	0	1	0
Larry Parrish, R (1, 5) OBP: 0.315, SLG: 0.409	S S B 1-2 CS ③ 1-2	B B S S S B B 4-2 FC1-6 BB		S X 0-1 4-3 ①		B S S B S 2-3 K ③			B S B X 2-1 WP 1B	3	0	1	0	1	1	1
Gary Carter, R (1, 2) OBP: 0.363, SLG: 0.416		S X 0-1 FC1-6 1B 1B 1-2f ①		S S X 0-2 5-3 ②			S S X 0-2 F9 ①		S S T S 0-3 K ② 1-2	4	1	0	0	0	1	2
Pepe Mangual, R (1, 9) OBP: 0.341, SLG: 0.343		B X 1-0 S 1B 6-3 1-3 1B		S B B B S S 2-3 K ③			B S S S B C 2-3 K ②		S S B B T S 2-3 K ③	4	1	1	0	0	3	1
Jerry White, S (1, 8) OBP: 0.360, SLG: 0.468		B X 1-0 6-3 S 1B 1-2 3-H			B B S S F F X 2-2 F3 ①		S B B S X 2-2 F7 ③			3	0	1	1	0	0	0
Pepe Frias, R (1, 6) OBP: 0.172, SLG: 0.167		S S B X 1-2 6-3 ② 1-3 2-H			S S S 0-3 K ②			B X 1-0 F8 ①		3	0	0	1	0	1	1
Steve Rogers, R (1, 1) OBP: 0.273, SLG: 0.221		S S B B X 2-2 5-3 ③			S S B X 1-2 5-3 ③			B X 1-0 F9 ②		3	0	0	0	0	0	1

TOP

Montreal Expos @ New York Mets

Shea Stadium, Flushing, NY

Mon Sep 15 1975, 7:05 PM EDT

Att. 7,259 - Unknown

livebaseballscorecards.com

AB	32
R	2
H	7
RBI	2
BB	1
SO	7
LOB	8

Inning Stats	1	2	3	4	5	6	7	8	9
	R: 0 E: 0 K: 0 S: 8	H: 1 LOB: 0 BB: 0 P: 13	R: 2 E: 0 K: 0 S: 12	H: 2 LOB: 1 BB: 1 P: 21	R: 0 E: 0 K: 0 S: 7	H: 1 LOB: 0 BB: 0 P: 8	R: 0 E: 0 K: 1 S: 8	H: 0 LOB: 0 BB: 0 P: 10	R: 0 E: 0 K: 1 S: 11	H: 0 LOB: 0 BB: 0 P: 14
	R: 0 E: 0 K: 1 S: 8	H: 1 LOB: 1 BB: 0 P: 10	R: 0 E: 0 K: 1 S: 9	H: 0 LOB: 0 BB: 0 P: 13	R: 0 E: 0 K: 0 S: 10	H: 1 LOB: 1 BB: 0 P: 15	R: 0 E: 0 K: 3 S: 13	H: 1 LOB: 1 BB: 0 P: 18		

1B: 7	SF: 0	WP: 1	PA: 34
2B: 1	SAC: 0	PB: 0	
3B: 0	DP: 1	SB: 2	
HR: 0	HBP: 0	CS: 1	

PITCHER		IP	WLS	BF	H	R	ER	SO	BB	IBB	HBP	BLK	WP	HR	S	P	ERA	WHIP
Jerry Koosman, L ERA: 3.47	(1, 1)	8.0	W	29	6	2	2	4	1	0	0	0	0	0	73	104	2.25	0.875
Skip Lockwood, R ERA: 1.54	(9, 1)	1.0	S	4	1	0	0	3	0	0	0	0	1	0	13	18	0.00	1.000

PITCHER	IP	WLS	BF	H	R	ER	SO	BB	IBB	HBP	BLK	WP	HR	S	P	ERA	WHIP

Montreal Expos @ New York Mets

Shea Stadium, Flushing, NY

Mon Sep 15 1975, 7:05 PM EDT

Att. 7,259 - Unknown

BOTTOM

Batter	1	2	3	4	5	6	7	8	9	AB	R	H	RBI	BB	SO	LOB
Del Unser, L (1, 8) OBP: 0.336, SLG: 0.395	4-3			K2-3		BB		SH1-4		2	1	0	0	1	1	0
Felix Millan, R (1, 4) OBP: 0.334, SLG: 0.351	4-3			4-3		K		FC4-6, HBP		3	0	0	0	0	1	1
Mike Vail, R (1, 7) OBP: 0.382, SLG: 0.514	6-3			L5		2-H		FC4-6		4	0	2	2	0	0	0
Rusty Staub, L (1, 9) OBP: 0.366, SLG: 0.434		G4-6-3			1B	4-3		FC4-6, FC5-4		4	0	2	0	0	0	3
Dave Kingman, R (1, 5) OBP: 0.294, SLG: 0.510 Roy Staiger, R (9, 5) OBP: 0.100, SLG: 0.200		K			F4		E5, WP	FC5-4		4 0	1 0	0 0	0 0	0 0	1 0	4 0
Ed Kranepool, L (1, 3) OBP: 0.370, SLG: 0.421	G4-6-3				1B		F9			3	0	1	0	0	0	1
Jerry Grote, R (1, 2) OBP: 0.353, SLG: 0.374			G4-6-3, BB		K		5-3			2	0	0	0	1	1	2
Mike Phillips, L (1, 6) OBP: 0.296, SLG: 0.310			G4-6-3		4-3		4-3			3	0	0	0	0	0	3
Jerry Koosman, R (1, 1) OBP: 0.208, SLG: 0.203 Wayne Garrett, L (8, PH) OBP: 0.379, SLG: 0.383 Gene Clines, R (8, PR) OBP: 0.274, SLG: 0.280 Skip Lockwood, R (9, 1) OBP: 0.250, SLG: 0.250			F8			6-3		SH1-4		2 1 0 0	0 0 1 0	0 1 0 0	0 0 0 0	0 0 0 0	0 0 0 0	0 0 0 0
Inning Stats	R: 0 E: 0 K: 0 S: 7 H: 0 LOB: 0 BB: 0 P: 12	R: 0 E: 0 K: 1 S: 11 H: 1 LOB: 0 BB: 0 P: 15	R: 0 E: 0 K: 0 S: 6 H: 0 LOB: 0 BB: 1 P: 13	R: 0 E: 0 K: 1 S: 8 H: 0 LOB: 0 BB: 0 P: 10	R: 0 E: 0 K: 1 S: 14 H: 2 LOB: 2 BB: 0 P: 17	R: 1 E: 0 K: 1 S: 10 H: 1 LOB: 1 BB: 1 P: 22	R: 1 E: 1 K: 0 S: 9 H: 0 LOB: 0 BB: 0 P: 13	R: 1 E: 0 K: 0 S: 7 H: 2 LOB: 2 BB: 0 P: 12		1B: 6 2B: 0 3B: 0 HR: 0 SF: 0 SAC: 1 DP: 2 HBP: 1						

PITCHER	IP	WLS	BF	H	R	ER	SO	BB	IBB	HBP	BLK	WP	HR	S	P	ERA	WHIP
Steve Rogers, R (1, 1) ERA: 3.3	8.0	L	32	6	3	2	4	2	0	1	0	1	0	72	114	2.25	1.000

PITCHER	IP	WLS	BF	H	R	ER	SO	BB	IBB	HBP	BLK	WP	HR	S	P	ERA	WHIP

AB	28
R	3
H	6
RBI	2
BB	2
SO	4
LOB	14

WP: 1 PA: 32
PB: 0
SB: 1
CS: 0

livebaseballscorecards.com

Montreal Expos @ St. Louis Cardinals

Busch Stadium, St. Louis, MO

Wed Sep 17 1975, 7:05 PM CDT

Att. 5,883 - Unknown

TOP

livebaseballscorecards.com

Batter	1	2	3	4	5	6	7	8	9	AB	R	H	RBI	BB	SO	LOB
Pepe Mangual, R (1, 7) OBP: 0.343, SLG: 0.343	E 5-3 1B		1B S SF8 BB	F4		1B			SH3-4 1B	4	1	3	0	1	0	0
Tim Foli, R (1, 6) OBP: 0.278, SLG: 0.285	5-3 1-2		1B SF8 1B 1-3	1-3		F2			SH3-4 1-2	4	1	1	0	0	0	2
Jim Dwyer, L (1, 9) Jose Morales, R (9, PH) Tony Scott, S (9, PR) Jim Lyttle, L (9, 9) OBP: 0.351, SLG: 0.356 OBP: 0.353, SLG: 0.392 OBP: 0.258, SLG: 0.238 OBP: 0.381, SLG: 0.300	K 2-3		SF8 1-2 3-H	1B BB		G3			IBB	2	0	0	1	1	1	2
										0	0	0	0	1	0	0
										0	0	0	0	0	0	0
										0	0	0	0	0	0	0
Mike Jorgensen, L (1, 3) OBP: 0.365, SLG: 0.380	F9		BB 1B 1B 2-3	1-2 1B			3-1		F2	5	1	2	0	0	0	3
Larry Parrish, R (1, 5) OBP: 0.313, SLG: 0.406		HR 2B	1B E BB 1-2	F8			5-3		6-3	4	2	1	0	1	0	4
Gary Carter, R (1, 2) OBP: 0.361, SLG: 0.416		HR 2-H	E6 1B 1-H 2-H 3-H		F9		5-3			4	1	2	4	0	0	0
Jerry White, S (1, 8) OBP: 0.328, SLG: 0.421		G3	F4		F9				6-3	4	0	0	0	0	0	1
Pete Mackanin, R (1, 4) OBP: 0.278, SLG: 0.364		F9	IBB		F9				F8	3	0	0	0	1	0	0
Dan Warthen, S (1, 1) OBP: 0.146, SLG: 0.128		K	L3			K			K	4	0	0	0	0	3	2

	AB	34
	R	6
	H	9
	RBI	5
	BB	5
	SO	4
	LOB	14

Inning Stats									
	R: 0 H: 1 E: 1 LOB: 1 K: 1 BB: 0 S: 6 P: 6	R: 2 H: 2 E: 0 LOB: 0 K: 1 BB: 0 S: 7 P: 7	R: 4 H: 3 E: 1 LOB: 2 K: 0 BB: 3 S: 6 P: 18	R: 0 H: 1 E: 0 LOB: 2 K: 0 BB: 1 S: 4 P: 8	R: 0 H: 0 E: 0 LOB: 0 K: 0 BB: 0 S: 3 P: 3	R: 0 H: 1 E: 0 LOB: 1 K: 1 BB: 0 S: 6 P: 6	R: 0 H: 0 E: 0 LOB: 0 K: 0 BB: 0 S: 3 P: 3	R: 0 H: 0 E: 0 LOB: 0 K: 1 BB: 0 S: 5 P: 5	R: 0 H: 1 E: 0 LOB: 2 K: 0 BB: 1 S: 4 P: 8

1B: 7 SF: 1
2B: 1 SAC: 1
3B: 0 DP: 0
HR: 1 HBP: 0

WP: 0 PA: 41
PB: 0
SB: 1
CS: 0

PITCHER		IP	WLS	BF	H	R	ER	SO	BB	IBB	HBP	BLK	WP	HR	S	P	ERA	WHIP
Lynn McGlothen, R ERA: 3.85	(1, 1)	2.1	L	15	6	6	5	2	2	0	0	0	0	1	17	25	19.29	3.429
Ken Reynolds, L ERA: 2.19	(3, 1)	2.2		11	1	0	0	0	1	1	0	0	0	0	9	17	0.00	0.750
Greg Terlecky, R ERA: 4.44	(6, 1)	2.0		7	1	0	0	1	0	0	0	0	0	0	9	9	0.00	0.500
Mike Wallace, L ERA: 5.84	(8, 1)	2.0		8	1	0	0	1	0	1	0	0	0	0	9	13	0.00	0.500

PITCHER	IP	WLS	BF	H	R	ER	SO	BB	IBB	HBP	BLK	WP	HR	S	P	ERA	WHIP

Batter	1	2	3	4	5	6	7	8	9	AB	R	H	RBI	BB	SO	LOB
Bake McBride, L (1, 8) OBP: 0.357, SLG: 0.413	BBBB 4-0 1B E BB	S S S 0-3 ② K	x 0-0 ① FC4-6 1B 1-2f SF8	x 0-0 ③ F8						3	2	0	0	1	1	2
Lou Brock, L (1, 7) OBP: 0.362, SLG: 0.407	x 0-0 E8 1-H 1B	S S S 0-3 ③ K	x 0-0 CS 1-3 1B					S S S 0-3 ① K		4	1	2	0	0	2	0
Willie Davis, L (1, 9) OBP: 0.309, SLG: 0.435	x 0-0 ① F7		x 0-0 ① F9	x 0-0 ② SF8 3-H				x 0-0 ② 3-1		3	0	0	1	0	0	0
Ted Simmons, S (1, 2) OBP: 0.408, SLG: 0.501	x 0-0 L3 1B		BBBB 4-0 1B 1B BB	x 0-0 ③ CS 1-2	x 0-0 ① 6-3			x 0-0 1B		3	0	2	0	1	0	0
Ken Reitz, R (1, 5) OBP: 0.305, SLG: 0.347	x 0-0 ② ③ L3 1-2		x 0-0 1B 1-2 1B		x 0-0 ② 6-3			x 0-0 ③ F9		4	0	1	0	0	0	2
Keith Hernandez, L (1, 3) OBP: 0.308, SLG: 0.374		x 0-0 ① F7	x 0-0 1-2 2-3 1B		x 0-0 ③ F8				x 0-0 ① 4-3	4	0	1	0	0	0	0
Ted Sizemore, R (1, 4) OBP: 0.296, SLG: 0.298		x 0-0 ② F9	x 0-0 ② F2				x 0-0 ① F7		x 0-0 FC3-6 1B	4	0	1	0	0	0	3
Mike Tyson, R (1, 6) OBP: 0.313, SLG: 0.344		S S S 0-3 ③ K	x 0-0 ③ F8				BBBB 4-0 BB		x 0-0 ② FC3-6 1-2f	3	0	0	0	1	1	4
Lynn McGlothen, L (1, 1) OBP: 0.091, SLG: 0.091 Ken Reynolds, L (3, 1) Buddy Bradford, R (5, PH) OBP: 0.321, SLG: 0.396 Greg Terlecky, R (6, 1) OBP: 0.333, SLG: 0.333 Luis Melendez, R (7, PH) OBP: 0.294, SLG: 0.347 Mike Wallace, L (8, 1) Hector Cruz, R (9, PH) OBP: 0.182, SLG: 0.200			x 0-0 ① F6		BBBB 4-0 FC4-6 BB		x 0-0 ② F8		S S S 0-3 ③ K	0 1 0 0 1 0 1	0 0 0 0 0 0 0	0 0 0 0 0 0 0	0 0 0 0 1 0 0	0 0 0 0 0 0 0	0 0 0 0 0 0 0	0 0 0 0 0 0 1
Inning Stats	R: 2 E: 1 K: 0 S: 4 H: 2 LOB: 0 BB: 1 P: 8	R: 0 E: 0 K: 1 S: 5 H: 0 LOB: 0 BB: 0 P: 5	R: 0 E: 0 K: 2 S: 7 H: 0 LOB: 0 BB: 0 P: 7	R: 0 E: 0 K: 0 S: 5 H: 2 LOB: 3 BB: 1 P: 9	R: 1 E: 0 K: 0 S: 3 H: 1 LOB: 0 BB: 1 P: 7	R: 0 E: 0 K: 0 S: 3 H: 0 LOB: 0 BB: 0 P: 3	R: 0 E: 0 K: 0 S: 3 H: 0 LOB: 1 BB: 1 P: 7	R: 0 E: 0 K: 1 S: 6 H: 1 LOB: 1 BB: 0 P: 6	R: 0 E: 0 K: 1 S: 6 H: 1 LOB: 1 BB: 0 P: 6	1B: 7 2B: 1 3B: 0 HR: 0	SF: 1 SAC: 0 DP: 1 HBP: 0					

PITCHER	IP	WLS	BF	H	R	ER	SO	BB	IBB	HBP	BLK	WP	HR	S	P	ERA	WHIP
Dan Warthen, L (1, 1) ERA: 3.08	9.0	W	36	7	3	2	5	4	0	0	0	0	0	42	58	2.00	1.222

PITCHER	IP	WLS	BF	H	R	ER	SO	BB	IBB	HBP	BLK	WP	HR	S	P	ERA	WHIP

BOTTOM

Montreal Expos @ St. Louis Cardinals

Busch Stadium, St. Louis, MO

Wed Sep 17 1975, 7:05 PM CDT
Att. 5,883 - Unknown

livebaseballscorecards.com

AB	31
R	3
H	7
RBI	1
BB	4
SO	5
LOB	13

WP: 0	PB: 0	SB: 0	CS: 1
PA: 37			

Batter	1	2	3	4	5	6	7	8	9	AB	R	H	RBI	BB	SO	LOB
Pepe Mangual, R (1, 7) OBP: 0.340, SLG: 0.339	K		K		F7		F9		K	5	0	0	0	0	3	2
Tim Foli, R (1, 6) OBP: 0.280, SLG: 0.288	F2		E 1B			1B S 2B	5-3			4	2	2	0	0	0	0
Jim Dwyer, L (1, 9) OBP: 0.360, SLG: 0.383	3B		E9 1-H			S HR 2-3 1B		F5		4	1	3	1	0	0	0
Mike Jorgensen, L (1, 3) OBP: 0.362, SLG: 0.376	G3		G3			K 1-2 3-H		3-1		4	0	0	0	0	1	3
Larry Parrish, R (1, 5) OBP: 0.311, SLG: 0.403		F9		F8		F8		1-6-3		4	0	0	0	0	0	1
Gary Carter, R (1, 2) OBP: 0.360, SLG: 0.422		K		1-3		HR 2-H			6-3	4	1	1	2	0	1	0
Jerry White, S (1, 8) OBP: 0.323, SLG: 0.400		E6 S		G3		5-3			1B BB	3	0	0	0	1	0	0
Pete Mackanin, R (1, 4) OBP: 0.277, SLG: 0.370		F9 1-2			F3		HR		K	4	1	1	1	0	1	2
Steve Renko, R (1, 1) OBP: 0.345, SLG: 0.358			6-3		5-3		K		1B 1-2	4	0	1	0	0	1	0
Inning Stats	R: 0 E: 0 K: 1 S: 6 H: 1 LOB: 1 BB: 0 P: 6	R: 0 E: 1 K: 1 S: 6 H: 0 LOB: 1 BB: 0 P: 6	R: 1 E: 1 K: 1 S: 7 H: 2 LOB: 1 BB: 0 P: 7	R: 0 E: 0 K: 0 S: 3 H: 0 LOB: 0 BB: 0 P: 3	R: 0 E: 0 K: 0 S: 3 H: 0 LOB: 0 BB: 0 P: 3	R: 3 E: 0 K: 1 S: 8 H: 3 LOB: 0 BB: 0 P: 8	R: 1 E: 0 K: 1 S: 6 H: 1 LOB: 0 BB: 0 P: 6	R: 0 E: 0 K: 0 S: 3 H: 0 LOB: 0 BB: 0 P: 3	R: 0 E: 0 K: 2 S: 8 H: 1 LOB: 2 BB: 1 P: 12	1B: 3 2B: 2 3B: 1 HR: 2 SF: 0 SAC: 0 DP: 0 HBP: 0						

PITCHER		IP	WLS	BF	H	R	ER	SO	BB	IBB	HBP	BLK	WP	HR	S	P	ERA	WHIP
Ron Reed, R ERA: 3.45	(1, 1)	6.0	L	25	6	4	4	4	0	0	0	0	0	1	33	33	6.00	1.000
Harry Parker, R ERA: 5.26	(7, 1)	0.0		1	1	1	1	0	0	0	0	0	0	1	1	1	∞	∞
Mike Garman, R ERA: 2.39	(7, 1)	2.0		6	0	0	0	1	0	0	0	0	0	0	8	8	0.00	0.000
Greg Terlecky, R ERA: 4.28	(9, 1)	1.0		5	1	0	0	2	1	0	0	0	0	0	8	12	0.00	2.000

PITCHER	IP	WLS	BF	H	R	ER	SO	BB	IBB	HBP	BLK	WP	HR	S	P	ERA	WHIP

TOP

Montreal Expos @ St. Louis Cardinals

Busch Stadium, St. Louis, MO

Thu Sep 18 1975, 7:05 PM CDT

Att. 6,392 - Unknown

livebaseballscorecards.com

AB	36
R	5
H	8
RBI	4
BB	1
SO	7
LOB	8

WP: 0 PB: 0 SB: 3 CS: 0 PA: 37

Montreal Expos @ St. Louis Cardinals

Busch Stadium, St. Louis, MO

Thu Sep 18 1975, 7:05 PM CDT

Att. 6,392 - Unknown

livebaseballscorecards.com

BOTTOM

Batter	1	2	3	4	5	6	7	8	9	AB	R	H	RBI	BB	SO	LOB
Bake McBride, L (1, 8) OBP: 0.359, SLG: 0.412	F8			1B		BBBB G6-3 BB		4-3		3	0	1	0	1	0	0
Lou Brock, L (1, 7) OBP: 0.363, SLG: 0.407	F9			CS 1B 1-3		G6-3 1-2f			4-3 1B	4	0	2	0	0	0	1
Willie Davis, L (1, 9) OBP: 0.307, SLG: 0.431	F8			G3 1-2			F8		SSS K	4	0	0	0	0	1	3
Ted Simmons, S (1, 2) OBP: 0.406, SLG: 0.497		F9		G3			4-3		4-3 1-2	4	0	0	0	0	0	2
Keith Hernandez, L (1, 3) OBP: 0.307, SLG: 0.371		F7			6-3		1B		F7	4	0	1	0	0	0	1
Ken Reitz, R (1, 5) OBP: 0.305, SLG: 0.347		F5			5-3		1-2 1B			3	0	1	0	0	0	0
Mario Guerrero, R (1, 6) OBP: 0.278, SLG: 0.286			5-3		1B		F8			3	0	1	0	0	0	2
Mike Tyson, R (1, 4) OBP: 0.310, SLG: 0.341			6-3		F8			F8		3	0	0	0	0	0	1
Ron Reed, R (1, 1) OBP: 0.205, SLG: 0.250			6-3			SSS K		F7		1	0	0	0	0	0	0
Jerry Mumphrey, S (6, PH) OBP: 0.714, SLG: 0.500										1	0	0	0	0	1	0
Harry Parker, R (7, 1)										0	0	0	0	0	0	0
Mike Garman, R (7, 1)										0	0	0	0	0	0	0
Ron Fairly, L (8, PH) OBP: 0.425, SLG: 0.476										1	0	0	0	0	0	0
Greg Terlecky, R (9, 1) OBP: 0.333, SLG: 0.333										0	0	0	0	0	0	0
Inning Stats	R: 0 E: 0 K: 0 S: 3 H: 0 LOB: 0 BB: 0 P: 3	R: 0 E: 0 K: 0 S: 3 H: 0 LOB: 0 BB: 0 P: 3	R: 0 E: 0 K: 0 S: 3 H: 0 LOB: 0 BB: 0 P: 3	R: 0 E: 0 K: 0 S: 4 H: 2 LOB: 1 BB: 0 P: 4	R: 0 E: 0 K: 0 S: 4 H: 1 LOB: 1 BB: 0 P: 4	R: 0 E: 0 K: 1 S: 4 H: 0 LOB: 0 BB: 1 P: 8	R: 0 E: 0 K: 0 S: 5 H: 2 LOB: 2 BB: 0 P: 5	R: 0 E: 0 K: 0 S: 3 H: 0 LOB: 0 BB: 0 P: 3	R: 0 E: 0 K: 1 S: 6 H: 1 LOB: 1 BB: 0 P: 6	1B: 6 2B: 0 3B: 0 HR: 0 SF: 0 SAC: 0 DP: 1 HBP: 0	WP: 0 PB: 0 SB: 0 CS: 1	PA: 32				

	AB	31
	R	0
	H	6
	RBI	0
	BB	1
	SO	2
	LOB	10

PITCHER	IP	WLS	BF	H	R	ER	SO	BB	IBB	HBP	BLK	WP	HR	S	P	ERA	WHIP
Steve Renko, R (1, 1) ERA: 4.01	9.0	W	32	6	0	0	2	1	0	0	0	0	0	35	39	0.00	0.778

PITCHER	IP	WLS	BF	H	R	ER	SO	BB	IBB	HBP	BLK	WP	HR	S	P	ERA	WHIP

Batter	1	2	3	4	5	6	7	8	9	AB	R	H	RBI	BB	SO	LOB
Don Kessinger, S (1, 5) (8, 6) OBP: 0.313, SLG: 0.317	1-1 2B		2-2 ① 3-1		2-1 2B 1B 2-3 1B	1-0 ③ 4-3			0-2 FC4-6 1B 1-2 1B	5	2	3	0	0	0	0
Rick Monday, L (1, 8) OBP: 0.380, SLG: 0.460	1-1 2-H 2B		4-2 S BB		1-0 1B 1-3 3-H 2B		3-2 ① F5		1-0 ① F8 2-3	4	1	2	2	1	0	2
Jerry Morales, R (1, 9) OBP: 0.327, SLG: 0.366	3-3 ① K		1-0 ② L8 1-2		4-2 1B 1B BB		0-2 ② 5-3		0-0 FC4-6 1B 1-2 3-H	4	1	1	1	1	1	2
Jose Cardenal, R (1, 7) OBP: 0.396, SLG: 0.426	1-1 ② 5-3		1-1 ③ 6-3		0-3 ② K		0-1 E8 2B		0-1 ② FC4-6 S 1-2f 2-3	5	0	1	0	0	1	7
Andre Thornton, R (1, 3) OBP: 0.426, SLG: 0.514	0-0 ③ F9			0-0 ① F8	1-2 1B 1-2 2-H 3-H 1B		1-1 ③ F9		4-1 1-2 BB	4	0	1	2	1	0	2
Manny Trillo, R (1, 4) OBP: 0.295, SLG: 0.298		1-0 ① 6-3		0-3 ② K	1-1 1-2 2-H 1B			3-2 ① 4-3	0-2 ③ 4-3	5	0	1	1	0	1	3
Steve Swisher, R (1, 2) OBP: 0.301, SLG: 0.303		2-0 FC6-4 1B		0-2 ③ 1-3	2-0 ③ F8			1-2 ② P6		3	0	1	0	0	0	2
Gene Hiser, L (8, PH) OBP: 0.352, SLG: 0.300										1	0	0	0	0	0	0
George Mitterwald, R (8, 2) OBP: 0.286, SLG: 0.358										0	0	0	0	0	0	0
Dave Rosello, R (1, 6) OBP: 0.357, SLG: 0.319		1-1 ② F6			0-0 1B 2B 2B	3-1 ① 5-3		0-0 ③ 4-3		3	1	1	0	0	0	1
Ralph LaCock, L (8, PH) OBP: 0.322, SLG: 0.341										1	0	0	0	0	0	0
Rob Sperring, R (8, 5) OBP: 0.288, SLG: 0.271										0	0	0	0	0	0	0
Bill Bonham, R (1, 1) OBP: 0.190, SLG: 0.220		1-2 ③ FC6-4 1-2f			0-3 ① K	2-1 ② F9			4-0 F8 1B 1B BB	3	0	0	0	0	1	2
Paul Reuschel, R (7, 1)										0	0	0	0	0	0	0
Ken Crosby, R (8, 1)										0	0	0	0	0	0	0
Champ Summers, L (9, PH) OBP: 0.305, SLG: 0.341										0	1	0	0	1	0	0
Inning Stats	R: 1 E: 0 K: 1 S: 10 H: 2 LOB: 1 BB: 0 P: 16	R: 0 E: 0 K: 0 S: 8 H: 1 LOB: 1 BB: 0 P: 13	R: 0 E: 0 K: 0 S: 8 H: 0 LOB: 1 BB: 1 P: 16	R: 0 E: 0 K: 1 S: 7 H: 0 LOB: 0 BB: 0 P: 7	R: 4 E: 0 K: 2 S: 20 H: 5 LOB: 2 BB: 1 P: 31	R: 0 E: 0 K: 0 S: 5 H: 0 LOB: 0 BB: 0 P: 11	R: 0 E: 1 K: 0 S: 10 H: 1 LOB: 1 BB: 0 P: 14	R: 0 E: 0 K: 0 S: 8 H: 0 LOB: 0 BB: 0 P: 12	R: 1 E: 0 K: 0 S: 11 H: 2 LOB: 3 BB: 2 P: 20	1B: 6 2B: 5 3B: 0 HR: 0 SF: 0 SAC: 0 DP: 0 HBP: 0							

TOP

Chicago Cubs @ Montreal Expos

Jarry Park, Montreal, QB

Fri Sep 19 1975, 7:05 PM EDT
Att. 5,201 - Unknown - 61 F

livebaseballscorecards.com

AB	38
R	6
H	11
RBI	6
BB	4
SO	4
LOB	21

WP: 0 PB: 0 SB: 2 CS: 0 PA: 42

PITCHER		IP	WLS	BF	H	R	ER	SO	BB	IBB	HBP	BLK	WP	HR	S	P	ERA	WHIP
Steve Rogers, R ERA: 3.4	(1, 1)	6.0		28	8	5	5	4	2	0	0	0	0	0	58	94	7.50	1.667
Dale Murray, R ERA: 4.09	(7, 1)	3.0	W	14	3	1	1	0	2	0	0	0	0	0	29	46	3.00	1.667

PITCHER	IP	WLS	BF	H	R	ER	SO	BB	IBB	HBP	BLK	WP	HR	S	P	ERA	WHIP

Chicago Cubs @ Montreal Expos

Jarry Park, Montreal, QB

Fri Sep 19 1975, 7:05 PM EDT

Att. 5,201 - Unknown - 61 F

BOTTOM

Batter	1	2	3	4	5	6	7	8	9	AB	R	H	RBI	BB	SO	LOB
Larry Biittner, L (1, 9) OBP: 0.374, SLG: 0.396	1-2 4-3 ①	1 SAFE 1 SAFE 1-3 K ③		S X 0-1 1B		B B B X 3-0 FC1-6-5 ② 2-3		S S B S 1-3 K ①		5	0	1	0	0	2	3
Tim Foli, R (1, 6) OBP: 0.282, SLG: 0.297	B X 1-0 HR		B B S S S X 2-2 4-3 1B 1B	1 SAFE 1 SAFE B B X 2-0 F7 ③		X 0-0 P3 ③		B S X 1-1 1B HR 1B		5	3	3	1	0	0	2
Jim Dwyer, L (1, 7) OBP: 0.361, SLG: 0.380	X 0-0 1-3 ②		S S F B X 1-2 4-3 ① 1-2		B X 1-0 L7 ①		B B B B 4-0 SH3-4 1B 1B BB	B S S F X 1-2 HR 1-2 1B		4	2	1	0	1	0	1
Mike Jorgensen, L (1, 3) OBP: 0.369, SLG: 0.389	B B S B B 4-1 FC5-4 BB		B X 1-0 1B 2-H 1B		B B X 2-0 BB 1B		B B S S X 2-2 1B SH3-4 SF9 1-2 1B	B X 1-0 1-H 2-H HR		4	3	4	4	1	0	0
Larry Parrish, R (1, 5) OBP: 0.313, SLG: 0.406	B X 1-0 FC5-4 ③ 1-2f		S S B X 1-2 G5-4-3 1-3 1B		B X 1-0 F8 ②		S B X 1-1 SH3-4 ① 1-2 2-3	X 0-0 1B 2B		4	0	2	0	0	0	2
Gary Carter, R (1, 2) OBP: 0.362, SLG: 0.421		S S F B X 1-2 F9 1B 1B	X 0-0 ② ③ G5-4-3 1-2f		B B B 4-0 1B 1-2 BB		B B I 4-0 1B IBB	S S B X 1-2 1-3 ②		3	0	1	0	2	0	3
Jerry White, S (1, 8) OBP: 0.357, SLG: 0.431		X 0-0 1-2 1B		B S S X 1-2 F9 ① B S B X 2-1 ③ 1-3 2-H 1B			X 0-0 1-2 2-3 3-H 1B	S S B X 1-2 2-3 1B		5	0	4	2	0	0	0
Pete Mackanin, R (1, 4) OBP: 0.279, SLG: 0.379		B X 1-0 F8 ①		B X 1-0 HR		B S B X 2-1 FC1-6-5 SH2-4 1B	S B X 1-1 SF9 ② 3-H	B B B S S C 3-3 K ③		4	1	2	2	0	1	4
Steve Rogers, R (1, 1) OBP: 0.266, SLG: 0.214 Jim Lyttle, L (6, PH) OBP: 0.381, SLG: 0.300 Dale Murray, R (7, 1) OBP: 0.357, SLG: 0.250		B S B X 2-1 F9 ② 2-3		S B B S F F S 2-3 K ②		S X 0-1 SH2-4 ① 1-2	S B X 1-1 F3 ③			2 0 1	0 0 0	0 0 0	0 0 0	0 0 0	1 0 0	2 0 2
Inning Stats	R: 1 H: 1 E: 0 LOB: 1 K: 0 BB: 1 S: 7 P: 14	R: 0 H: 2 E: 0 LOB: 2 K: 1 BB: 0 S: 11 P: 16	R: 1 H: 3 E: 0 LOB: 1 K: 0 BB: 0 S: 12 P: 17	R: 1 H: 2 E: 0 LOB: 1 K: 1 BB: 0 S: 12 P: 18	R: 1 H: 2 E: 0 LOB: 2 K: 0 BB: 1 S: 5 P: 15	R: 0 H: 1 E: 0 LOB: 1 K: 0 BB: 0 S: 6 P: 11	R: 2 H: 2 E: 0 LOB: 2 K: 0 BB: 2 S: 10 P: 23	R: 3 H: 5 E: 0 LOB: 2 K: 2 BB: 0 S: 20 P: 29		1B: 14 SF: 1 2B: 1 SAC: 2 3B: 0 DP: 1 HR: 3 HBP: 0						

livebaseballscorecards.com

AB	37
R	9
H	18
RBI	9
BB	4
SO	4
LOB	19

PITCHER		IP	WLS	BF	H	R	ER	SO	BB	IBB	HBP	BLK	WP	HR	S	P	ERA	WHIP
Bill Bonham, R ERA: 4.69	(1, 1)	6.1	L	33	12	6	6	2	3	1	0	0	0	2	58	107	8.53	2.368
Paul Reuschel, R ERA: 3.38	(7, 1)	1.0		8	5	3	3	1	0	0	0	0	0	1	16	22	27.00	5.000
Ken Crosby, R ERA: 4.5	(8, 1)	0.2		3	1	0	0	1	0	0	0	0	0	0	9	14	0.00	1.500

PITCHER	IP	WLS	BF	H	R	ER	SO	BB	IBB	HBP	BLK	WP	HR	S	P	ERA	WHIP

Batter	1	2	3	4	5	6	7	8	9	AB	R	H	RBI	BB	SO	LOB
Don Kessinger, S (1, 5) OBP: 0.311, SLG: 0.314	S B S B X 2-2 ① 4-3			S B S X 1-2 ① F5		X 0-0 ① 1-3		S X 0-1 ② G3		4	0	0	0	0	0	0
Rick Monday, L (1, 8) OBP: 0.379, SLG: 0.457	S X 0-1 ② 4-3			B S S S B C 2-3 ② K		B S S S S 1-3 ② K		B S B B S B 4-2 ② 1B BB		3	0	0	0	1	2	0
Jerry Morales, R (1, 9) OBP: 0.330, SLG: 0.375	S B S B B X 2-2 ③ 6-3			B S B S B X 3-2 HR		B S S X 1-1 1B		S X 0-1 1-3 1B		4	1	3	1	0	0	0
Jose Cardenal, R (1, 7) OBP: 0.395, SLG: 0.424		B X 1-0 ① 6-3		B B S B B B 4-1 BB 1B BB		B X 1-0 ③ 5-3		S B B B X 2-1 ③ L4		3	0	0	0	1	0	3
Andre Thornton, R (1, 3) OBP: 0.424, SLG: 0.510		B X 1-0 ② 5-3		B 1 SAFE 1 SAFE 1 SAFE B S B B 4-1 1B **1-2** BB			S B X 1-1 ① P2		X 0-0 ① F6	3	0	0	0	1	0	0
Manny Trillo, R (1, 4) OBP: 0.296, SLG: 0.300		S X 0-1 ③ 6-3		B S S S B F X 2-2 ③ **1-2** **2-H** 1B			B B S X 2-1 1B		S B S X 1-2 ② F9	4	0	2	0	0	0	0
George Mitterwald, R (1, 2) OBP: 0.280, SLG: 0.350			S B S F S 1-3 ① K		S X 0-1 ① 5-3		1 SAFE 1 SAFE B X 1-0 ② F2		B X 1-0 ③ 6-3	4	0	0	0	0	1	1
Dave Rosello, R (1, 6) OBP: 0.339, SLG: 0.300			S B B X 2-1 ② 1-3		B X 1-0 ② 5-3		S B S F F B S 2-3 ③ K			3	0	0	0	0	1	1
Rick Reuschel, R (1, 1) OBP: 0.216, SLG: 0.239			B S S B X 2-2 ③ 6-3		S X 0-1 ③ L4			S B X 1-1 ① 6-3		2	0	0	0	0	0	0
Champ Summers, L (8, PH) OBP: 0.302, SLG: 0.337										1	0	0	0	0	0	0
Tom Dettore, L (8, 1) OBP: 0.280, SLG: 0.250										0	0	0	0	0	0	0
Darold Knowles, L (8, 1) OBP: 0.133, SLG: 0.071										0	0	0	0	0	0	0
Inning Stats	R: 0 E: 0 K: 0 S: 8 H: 0 LOB: 0 BB: 0 P: 12	R: 0 E: 0 K: 0 S: 4 H: 0 LOB: 0 BB: 0 P: 6	R: 0 E: 0 K: 1 S: 9 H: 0 LOB: 0 BB: 0 P: 14	R: 1 E: 0 K: 1 S: 15 H: 2 LOB: 2 BB: 2 P: 31	R: 0 E: 0 K: 0 S: 5 H: 0 LOB: 0 BB: 0 P: 6	R: 0 E: 0 K: 1 S: 7 H: 1 LOB: 1 BB: 0 P: 10	R: 0 E: 0 K: 1 S: 10 H: 1 LOB: 1 BB: 0 P: 16	R: 0 E: 0 K: 0 S: 10 H: 1 LOB: 2 BB: 1 P: 17	R: 0 E: 0 K: 0 S: 5 H: 0 LOB: 0 BB: 0 P: 7	1B: 4 2B: 0 3B: 0 HR: 1	SF: 0 SAC: 0 DP: 0 HBP: 0					

TOP

Chicago Cubs @ Montreal Expos

Jarry Park, Montreal, QB

Sat Sep 20 1975, 3:33 AM EDT

Att. 8,595 - Sunny - 81 F

livebaseballscorecards.com

AB	31
R	1
H	5
RBI	1
BB	3
SO	4
LOB	5

PITCHER		IP	WLS	BF	H	R	ER	SO	BB	IBB	HBP	BLK	WP	HR	S	P	ERA	WHIP
Don Carrithers, R ERA: 3.08	(1, 1)	9.0	W	34	5	1	1	4	3	0	0	0	0	1	73	119	1.00	0.889

PITCHER	IP	WLS	BF	H	R	ER	SO	BB	IBB	HBP	BLK	WP	HR	S	P	ERA	WHIP

Batter	1	2	3	4	5	6	7	8	9	AB	R	H	RBI	BB	SO	LOB
Larry Biittner, L (1, 9) OBP: 0.372, SLG: 0.394	4-3			4-3	3-1			SH3-4 1B		4	1	1	0	0	0	0
Tim Foli, R (1, 6) OBP: 0.283, SLG: 0.296	6-3			1B E BB	F3			SH3-4 1-2		2	1	0	0	1	0	0
Jim Dwyer, L (1, 7) OBP: 0.355, SLG: 0.374 Bob Bailey, R (8, PH) OBP: 0.386, SLG: 0.356 Jim Lyttle, L (9, 7) OBP: 0.381, SLG: 0.300	1-3			F8		F7		K		3 1 0	0 0 0	0 0 0	0 0 0	0 1 0	0 1 0	1 1 0
Mike Jorgensen, L (1, 3) OBP: 0.372, SLG: 0.390		4-3		E 1B 1-2 BB		G5-4-3 BB		1B 2-H		2	0	1	1	2	0	0
Larry Parrish, R (1, 5) OBP: 0.312, SLG: 0.404		5-3		E 1-2 2-3 1B		G5-4-3 1-2f		5-3		4	0	1	0	0	0	2
Gary Carter, R (1, 2) OBP: 0.362, SLG: 0.420		F2		E5 1-2 2-3 3-H				FC3-6 1B		3	0	1	0	0	0	2
Jerry White, S (1, 8) OBP: 0.342, SLG: 0.412			K	K				FC3-6 1-2f		3	0	0	0	0	2	4
Pete Mackanin, R (1, 4) OBP: 0.279, SLG: 0.385			P4		HR			F9		3	1	1	1	0	0	1
Don Carrithers, R (1, 1) OBP: 0.167, SLG: 0.276			K		6-3			K		3	0	0	0	0	2	1
Inning Stats	R: 0 E: 0 K: 0 S: 6 H: 0 LOB: 0 BB: 0 P: 11	R: 0 E: 0 K: 0 S: 8 H: 0 LOB: 0 BB: 0 P: 13	R: 0 E: 0 K: 2 S: 7 H: 0 LOB: 0 BB: 0 P: 12	R: 1 E: 1 K: 1 S: 11 H: 1 LOB: 3 BB: 2 P: 21	R: 1 E: 0 K: 0 S: 9 H: 1 LOB: 0 BB: 0 P: 14	R: 0 E: 0 K: 0 S: 7 H: 0 LOB: 0 BB: 1 P: 15	R: 0 E: 0 K: 1 S: 8 H: 1 LOB: 1 BB: 0 P: 14	R: 1 E: 0 K: 1 S: 8 H: 2 LOB: 1 BB: 0 P: 13		1B: 4 2B: 0 3B: 0 HR: 1 SF: 0 SAC: 1 DP: 1 HBP: 0						

PITCHER		IP	WLS	BF	H	R	ER	SO	BB	IBB	HBP	BLK	WP	HR	S	P	ERA	WHIP
Rick Reuschel, R ERA: 3.75	(1, 1)	7.0	L	27	3	2	1	4	3	0	0	0	0	1	56	100	1.29	0.857
Tom Dettore, R ERA: 5.38	(8, 1)	0.1		2	1	1	1	0	0	0	0	0	0	0	3	6	27.00	3.000
Darold Knowles, L ERA: 5.94	(8, 1)	0.2		3	1	0	0	1	0	0	0	0	0	0	5	7	0.00	1.500

PITCHER	IP	WLS	BF	H	R	ER	SO	BB	IBB	HBP	BLK	WP	HR	S	P	ERA	WHIP

BOTTOM

Chicago Cubs @ Montreal Expos

Jarry Park, Montreal, QB

Sat Sep 20 1975, 3:33 AM EDT

Att. 8,595 - Sunny - 81 F

livebaseballscorecards.com

AB	28
R	3
H	5
RBI	2
BB	3
SO	5
LOB	12

WP: 0 PB: 0 SB: 0 CS: 0 PA: 32

Batter	1	2	3	4	5	6	7	8	9	AB	R	H	RBI	BB	SO	LOB
Don Kessinger, S (1, 5) (6, 6) OBP: 0.315, SLG: 0.325	S B X 1-1 3B		S B S B B X 3-2 3B		S X 0-1 BB 1B 1B		B S S B B B 4-2 FC4-6 1B BB	B X 1-0 SF7 ② 3-H		3	0	3	1	1	0	0
Rick Monday, L (1, 8) OBP: 0.381, SLG: 0.457 Paul Reuschel, R (8, 1)	B X 1-0 G3 ①		B B B B 4-0 FC5-4 BB		B B B S S X 3-2 1-2 BB 1B		1 SAFE 1 SAFE S B X 1-1 1-2 FC4-6 1B	X 0-0 4-3 ③		4 0	0 0	2 0	0 0	1 0	0 0	3 0
Jerry Morales, R (1, 9) OBP: 0.329, SLG: 0.372	S B X 1-1 5-3 ②		B X 1-0 FC5-4 ③ 1-2f		S B B B B 4-1 1-2 2-3 BB		X 0-0 B3 ①		X 0-0 L5 ①	4	0	0	0	1	0	5
Jose Cardenal, R (1, 7) OBP: 0.395, SLG: 0.422	B S B B X 3-1 5-3 ③			S B B B 4-1 CS BB	X 0-0 1-3 ③		B X 1-0 1-2f 2-3 FC4-6 ②		X 0-0 E6 1B 1B 1B	4	1	1	0	1	0	6
Andre Thornton, R (1, 3) OBP: 0.424, SLG: 0.508		S X 0-1 F8 ①		S B B B X 2-1 F4 ①		S X 0-1 1B SH1-4 1B	1 SAFE 1 SAFE 1 SAFE S B B B S X 2-2 L7 ③		S X 0-1 BB 1B 2-3 SF8 1B	5	1	2	0	0	0	3
Manny Trillo, R (1, 4) OBP: 0.301, SLG: 0.311		X 0-0 G6-4-3 1B		B S X 1-1 1-2 HR ②		X 0-0 SH1-4 ① 1-2		S B X 1-1 1B BB SF7 1B	B X 1-0 BB 1-2 3-H 1B	4	2	4	2	0	0	0
Steve Swisher, R (1, 2) OBP: 0.301, SLG: 0.303 Gene Hiser, L (8, PH) OBP: 0.356, SLG: 0.295 (8, 8)		X 0-0 G6-4-3 ② ③ 1-2f		S B X 1-1 F7 ③		S B X 1-1 2-3 1B		S B X 1-1 F8 ①	B B B S B 4-1 1-2 2-3 BB	3 1	0 0	1 0	0 0	0 1	0 0	1 1
Dave Rosello, R (1, 6) OBP: 0.344, SLG: 0.308 Champ Summers, L (6, PH) OBP: 0.299, SLG: 0.333 Rob Sperring, R (6, 5) OBP: 0.288, SLG: 0.271 Ralph LaCock, L (8, PH) OBP: 0.324, SLG: 0.341 George Mitterwald, R (8, 2) OBP: 0.279, SLG: 0.350			B B S S B X 3-2 F6 ①		S X 0-1 CS 1B 1 SAFE 1 SAFE S X 0-1 F7 ②			B B B B 4-0 1-2 1B BB	B S B X 2-1 SF8 ② 3-H	2 1 0 0 0	0 0 0 0 0	1 0 0 0 0	0 0 0 0 1	0 0 0 0 0	0 0 0 0 0	0 2 0 0 0
Steve Stone, R (1, 1) OBP: 0.162, SLG: 0.143 Bill Madlock, R (8, PH) OBP: 0.409, SLG: 0.492 Ron Dunn, R (8, 5) OBP: 0.250, SLG: 0.295 Vic Harris, S (9, PH) OBP: 0.254, SLG: 0.179 (9, 5)			S S S 0-3 K ②		B S B S S 2-3 K ① ② 1-2	B S X 1-1 1-3 ③		S S X 0-2 1-2 2-3 1B	S B B B B X 3-1 F2 ③	3 1 0 1	0 0 0 0	0 1 0 0	0 0 0 0	0 0 0 0	2 0 0 0	3 0 0 2
Inning Stats	R: 0 E: 0 K: 0 S: 7 H: 1 LOB: 1 BB: 0 P: 13	R: 0 E: 0 K: 0 S: 4 H: 1 LOB: 0 BB: 0 P: 4	R: 0 E: 0 K: 1 S: 10 H: 1 LOB: 2 BB: 1 P: 21	R: 1 E: 0 K: 0 S: 7 H: 1 LOB: 0 BB: 1 P: 15	R: 0 E: 0 K: 1 S: 12 H: 3 LOB: 3 BB: 1 P: 21	R: 0 E: 0 K: 0 S: 9 H: 2 LOB: 2 BB: 0 P: 11	R: 0 E: 0 K: 0 S: 9 H: 1 LOB: 2 BB: 1 P: 17	R: 1 E: 0 K: 0 S: 9 H: 2 LOB: 2 BB: 1 P: 16	R: 2 E: 1 K: 0 S: 10 H: 3 LOB: 2 BB: 1 P: 20	1B: 12 2B: 0 3B: 2 HR: 1	SF: 2 SAC: 1 DP: 1 HBP: 0					

TOP

Chicago Cubs @ Montreal Expos

Jarry Park, Montreal, QB

Sun Sep 21 1975, 3:33 AM EDT

Att. 20,790 - Cloudy - 68 F

livebaseballscorecards.com

AB	36
R	4
H	15
RBI	4
BB	6
SO	2
LOB	26

PITCHER		IP	WLS	BF	H	R	ER	SO	BB	IBB	HBP	BLK	WP	HR	S	P	ERA	WHIP
Dennis Blair, R ERA: 3.75	(1, 1)	5.0		22	7	1	1	2	3	0	0	0	0	1	40	74	1.80	2.000
Dale Murray, R ERA: 4.19	(6, 1)	4.0	W	23	8	3	3	0	3	0	0	0	0	0	37	64	6.75	2.750

PITCHER	IP	WLS	BF	H	R	ER	SO	BB	IBB	HBP	BLK	WP	HR	S	P	ERA	WHIP

WP: 0	PB: 0	SB: 0	CS: 2	PA: 45													

Chicago Cubs @ Montreal Expos

Jarry Park, Montreal, QB

Sun Sep 21 1975, 3:33 AM EDT

Att. 20,790 - Cloudy - 68 F

livebaseballscorecards.com

Batter	1	2	3	4	5	6	7	8	9	AB	R	H	RBI	BB	SO	LOB
Larry Biittner, L (1, 9) OBP: 0.374, SLG: 0.392	4-2 CS BB	2-1 3-1			X 0-0 1-3		B B B 4-0 1B BB 1-2			2	0	0	0	2	0	0
Tim Foli, R (1, 6) OBP: 0.281, SLG: 0.294	1-1 F9 1-2		S X 0-1 F7		X 0-0 6-3		S S B X 1-2 F5			4	0	0	0	0	0	4
Jim Dwyer, L (1, 7) OBP: 0.358, SLG: 0.376	1-0 E 1B 1B		B X 1-0 F2			S B B B S X 3-2 F3	S B B S X 2-2 1B 1-2 2-H 3-H			4	1	2	1	0	0	0
Mike Jorgensen, L (1, 3) OBP: 0.369, SLG: 0.386	2-0 E4 1B 1-2		B S B S S 2-3 K2-3			S S B X 1-2 L7		B S S B X 2-2 3-1		4	0	0	0	0	1	1
Larry Parrish, R (1, 5) OBP: 0.313, SLG: 0.405	0-2 FC6-4 1B 1-2 2-H			B X 2-0 FC4-6 1B		S S T B B B S 3-3 K		S B S X 1-2 L7		4	0	2	1	0	1	0
Gary Carter, R (1, 2) OBP: 0.361, SLG: 0.421	X 0-0 FC6-4 1-2f			B X 1-0 FC4-6 FC3-6 1-2f			S S B X 1-2 1B 2B 2B	S B B S X 2-2 F6		4	1	1	0	0	0	3
Jerry White, S (1, 8) OBP: 0.364, SLG: 0.472		B S B X 2-1 HR		B B S X 2-1 FC3-6 1-2f			X 0-0 2B FC1-2 1B 2-3		S B X 1-1 SH3 2B 1B	4	2	3	1	0	0	1
Pete Mackanin, R (1, 4) OBP: 0.279, SLG: 0.387		B S X 1-1 F4		X 0-0 F7			B B X 2-0 FC1-2 1B 2B 1-3 3-H		X 0-0 SH3 1-2	3	1	1	1	0	0	1
Dennis Blair, R (1, 1) OBP: 0.176, SLG: 0.143 Pat Scanlon, L (5, PH) OBP: 0.293, SLG: 0.290 Dale Murray, R (6, 1) OBP: 0.333, SLG: 0.231 Jim Lyttle, L (9, PH) OBP: 0.391, SLG: 0.333		S B S S T S 1-3 K			S S B F B S 2-3 K		B B S S S X 2-2 FC1-2 BB 1B 2-3 3-H		X 0-0 2B 2-H	1 1 1 1	0 0 0 0	0 0 0 1	0 0 0 1	0 0 0 0	1 1 0 0	0 0 2 0
Inning Stats	R: 1 H: 2 E: 1 LOB: 2 K: 0 BB: 1 S: 12 P: 20	R: 1 H: 1 E: 0 LOB: 0 K: 1 BB: 0 S: 11 P: 17	R: 0 H: 0 E: 0 LOB: 0 K: 1 BB: 0 S: 6 P: 9	R: 0 H: 1 E: 0 LOB: 1 K: 0 BB: 0 S: 5 P: 10	R: 0 H: 0 E: 0 LOB: 0 K: 1 BB: 0 S: 6 P: 8	R: 0 H: 0 E: 0 LOB: 0 K: 1 BB: 0 S: 10 P: 17	R: 2 H: 4 E: 0 LOB: 2 K: 0 BB: 1 S: 14 P: 26	R: 0 H: 0 E: 0 LOB: 0 K: 0 BB: 0 S: 9 P: 14	R: 1 H: 2 E: 0 LOB: 1 K: 0 BB: 0 S: 4 P: 5	1B: 6 SF: 0 2B: 3 SAC: 1 3B: 0 DP: 0 HR: 1 HBP: 0						

BOTTOM	
AB	33
R	5
H	10
RBI	5
BB	2
SO	4
LOB	12

WP: 0 PA: 36
PB: 0
SB: 0
CS: 1

PITCHER		IP	WLS	BF	H	R	ER	SO	BB	IBB	HBP	BLK	WP	HR	S	P	ERA	WHIP
Steve Stone, R ERA: 4.03	(1, 1)	7.0		30	8	4	3	4	2	0	0	0	0	1	64	107	3.86	1.429
Paul Reuschel, R ERA: 3.5	(8, 1)	1.1	L	6	2	1	1	0	0	0	0	0	0	0	13	19	6.75	1.500

PITCHER	IP	WLS	BF	H	R	ER	SO	BB	IBB	HBP	BLK	WP	HR	S	P	ERA	WHIP

St. Louis Cardinals @ Montreal Expos

Jarry Park, Montreal, QB

Mon Sep 22 1975, 7:05 PM EDT

Unknown - 59 F

TOP

livebaseballscorecards.com

Batter	1	2	3	4	5	6	7	8	9	10	11	12	AB	R	H	RBI	BB	SO	LOB
Luis Melendez, R (1, 8) (12, 7) OBP: 0.300, SLG: 0.350	K		F8			3B 1B	2-H 3-H 1B		1B 1B E 1B		F7	1-2 BB	6	2	3	2	1	1	1
Ted Sizemore, R (1, 4) OBP: 0.298, SLG: 0.301	F8			WP 1B		F6	2-3		E 1B 1-2 1B		K	5-3	7	0	2	0	0	1	4
Reggie Smith, S (1, 3) OBP: 0.378, SLG: 0.484	F8			F4 1-2		F2		FC SH3-4 1B	E 1-2 2-3 1B		1B		4	0	1	0	0	0	2
Larry Lintz, S (8, PR) OBP: 0.324, SLG: 0.216													0	0	0	0	0	0	0
Keith Hernandez, L (8, 3) OBP: 0.306, SLG: 0.367													2	0	2	0	0	0	0
Hector Cruz, R (1, 7) (12, 5) OBP: 0.167, SLG: 0.231		4-3		F4		1-H 3B		SH3-4 1-2	E3 1-2 2-3 3-H		F4		5	0	1	1	0	0	4
Ken Reitz, R (1, 5) (12, 8) OBP: 0.302, SLG: 0.346	F8		6-3		F9			FC BB 2-3	F4			HR 1B	6	0	1	0	0	0	7
Bake McBride, L (12, PR) OBP: 0.359, SLG: 0.409													0	1	0	0	0	0	0
Jerry Mumphrey, S (1, 9) OBP: 0.636, SLG: 0.429	F9		F8				SH5-4 1B 1B	BB 1-2	G3			K	3	1	1	0	1	0	0
Al Hrabosky, R (8, 1) OBP: 0.294, SLG: 0.200													2	0	0	0	0	1	4
Ken Rudolph, R (1, 2) OBP: 0.229, SLG: 0.263			1-3		4-3 BB		SH5-4 1-2 1B 1B	F7		F8		1-H HR	2	1	1	0	1	0	0
Ted Simmons, S (8, PH) (8, 2) OBP: 0.400, SLG: 0.494													3	1	1	2	0	0	3
Mike Tyson, R (1, 6) OBP: 0.314, SLG: 0.344			SH1-4 1B		4-3 1-2		K	F4		F3		6-3	3	0	1	0	0	1	3
Ron Fairly, L (8, PH) OBP: 0.424, SLG: 0.471													1	0	0	0	0	0	3
Mick Kelleher, R (8, 6)													2	0	0	0	0	0	1
Lynn McGlothen, L (1, 1) OBP: 0.090, SLG: 0.090			SH1-4 1-2		K		SH5-4 1-2 2-3		K	G3		BB 1B	1	0	0	0	0	1	1
Willie Davis, L (8, 9) OBP: 0.304, SLG: 0.425													3	0	1	0	0	1	0
Inning Stats	R: 0 E: 0 K: 1 S: 5 H: 0 LOB: 0 BB: 0 P: 5	R: 0 E: 0 K: 0 S: 3 H: 0 LOB: 0 BB: 0 P: 3	R: 0 E: 0 K: 0 S: 4 H: 1 LOB: 1 BB: 0 P: 4	R: 0 E: 0 K: 0 S: 4 H: 1 LOB: 1 BB: 0 P: 4	R: 0 E: 0 K: 1 S: 5 H: 0 LOB: 1 BB: 1 P: 9	R: 1 E: 0 K: 0 S: 5 H: 2 LOB: 1 BB: 0 P: 5	R: 2 E: 0 K: 1 S: 8 H: 3 LOB: 1 BB: 0 P: 8	R: 0 E: 0 K: 0 S: 5 H: 1 LOB: 3 BB: 1 P: 9	R: 1 E: 1 K: 1 S: 9 H: 3 LOB: 3 BB: 0 P: 9	R: 0 E: 0 K: 0 S: 3 H: 0 LOB: 0 BB: 0 P: 3	R: 0 E: 0 K: 1 S: 6 H: 1 LOB: 1 BB: 0 P: 6	R: 2 E: 0 K: 1 S: 8 H: 3 LOB: 2 BB: 1 P: 12	1B: 13 2B: 0 3B: 1 HR: 1	SF: 0 SAC: 3 DP: 0 HBP: 0	WP: 1 PB: 0 SB: 0 CS: 0	PA: 56			

	AB	50
	R	6
	H	15
	RBI	5
	BB	3
	SO	6
	LOB	33

PITCHER	IP	WLS	BF	H	R	ER	SO	BB	IBB	HBP	BLK	WP	HR	S	P	ERA	WHIP
Dan Warthen, L (1, 1) ERA: 3.12	7.0		29	7	3	3	3	1	0	0	0	1	0	34	38	3.86	1.143
Donald DeMola, R (8, 1) ERA: 3.84	1.0		6	1	0	0	0	1	0	0	0	0	0	5	9	0.00	2.000
Woodie Fryman, L (9, 1) ERA: 3.39	3.2	L	20	7	3	2	3	1	0	0	0	0	1	25	29	4.91	2.182
Chuck Taylor, R (12, 1) ERA: 3.61	0.1		1	0	0	0	0	0	0	0	0	0	0	1	1	0.00	0.000

PITCHER	IP	WLS	BF	H	R	ER	SO	BB	IBB	HBP	BLK	WP	HR	S	P	ERA	WHIP

Batter	1	2	3	4	5	6	7	8	9	10	11	12	AB	R	H	RBI	BB	SO	LOB
Pepe Mangual, R (1, 9) (9, 8) OBP: 0.340, SLG: 0.338	5-3		BB		K		1B		F9		F7		5	0	1	1	1	2	
Tim Foli, R (1, 6) OBP: 0.280, SLG: 0.292	1B		F2 1-2		F4		F2		6-3			6-3	6	0	1	0	0	2	
Jim Dwyer, L (1, 7) OBP: 0.364, SLG: 0.396 Bob Bailey, R (12, PH) OBP: 0.388, SLG: 0.359	1-2 1B		BB			1-3		HR		K		FC5-4 1B	4 1	1 0	2 1	1 0	1 0	1 0	0 0
Jose Morales, R (1, 3) OBP: 0.351, SLG: 0.389 Tony Scott, S (8, PR) OBP: 0.258, SLG: 0.238 (9, 9) Ellis Valentine, R (10, PH) OBP: 0.412, SLG: 0.594 (11, 9)	F8		F9			K		G1-6-3 1B		F5		K	4 0 2	0 0 0	1 0 0	0 0 0	0 0 1	1 0 1	4 0 1
Larry Parrish, R (1, 5) OBP: 0.310, SLG: 0.400	6-3			F4		F9		G1-6-3 1-2f		K		FC5-4 1-2f	6	0	0	0	0	1	4
Gary Carter, R (1, 2) OBP: 0.362, SLG: 0.423		K		L4	K		3B 2B				FC9-6 1B		5	1	2	0	0	2	0
Jerry White, S (1, 8) OBP: 0.375, SLG: 0.466 Nate Colbert, R (8, PH) OBP: 0.231, SLG: 0.316 (9, 3)	F7		BB		1B WP BB		2-H 3B				F7		1 2	1 0	0 1	0 1	2 0	0 0	0 1
Pete Mackanin, R (1, 4) OBP: 0.276, SLG: 0.383	F9			F7	K		K				FC9-6 1B 1-2f		5	0	0	0	0	2	5
Dan Warthen, S (1, 1) OBP: 0.140, SLG: 0.122 Jim Lyttle, L (7, PH) OBP: 0.400, SLG: 0.346 Donald DeMola, R (8, 1) Woodie Fryman, R (9, 1) OBP: 0.250, SLG: 0.245 Chuck Taylor, R (12, 1)			F9		L6		WP 1B 1-3 1B		6-3			1-2 1B	2 1 0 2 0	0 1 0 0 0	0 1 0 1 0	0 0 0 0 0	0 0 0 0 0	0 0 0 0 0	0 0 0 0 0
Inning Stats	R: 0 E: 0 K: 0 S: 5 H: 2 LOB: 2 BB: 0 P: 5	R: 0 E: 0 K: 1 S: 5 H: 0 LOB: 0 BB: 0 P: 5	R: 0 E: 0 K: 0 S: 3 H: 0 LOB: 2 BB: 2 P: 11	R: 0 E: 0 K: 0 S: 3 H: 0 LOB: 1 BB: 1 P: 7	R: 0 E: 0 K: 1 S: 5 H: 0 LOB: 0 BB: 0 P: 5	R: 0 E: 0 K: 1 S: 5 H: 0 LOB: 0 BB: 0 P: 5	R: 2 E: 0 K: 2 S: 9 H: 2 LOB: 1 BB: 1 P: 13	R: 2 E: 0 K: 1 S: 8 H: 4 LOB: 2 BB: 0 P: 8	R: 0 E: 0 K: 0 S: 3 H: 0 LOB: 0 BB: 0 P: 3	R: 0 E: 0 K: 2 S: 7 H: 0 LOB: 0 BB: 0 P: 7	R: 0 E: 0 K: 0 S: 5 H: 2 LOB: 2 BB: 0 P: 5	R: 0 E: 0 K: 1 S: 6 H: 1 LOB: 1 BB: 0 P: 6	1B: 8 2B: 1 3B: 1 HR: 1	SF: 0 SAC: 0 DP: 1 HBP: 0		WP: 1 PB: 0 SB: 1 CS: 0		PA: 50	

PITCHER	IP	WLS	BF	H	R	ER	SO	BB	IBB	HBP	BLK	WP	HR	S	P	ERA	WHIP
Lynn McGlothen, R (1, 1) ERA: 3.88	7.2		33	7	4	4	5	4	0	0	0	1	1	39	55	4.70	1.435
Al Hrabosky, L (8, 1) ERA: 1.7	4.1	W	17	4	0	0	4	0	0	0	0	0	0	25	25	0.00	0.923

PITCHER	IP	WLS	BF	H	R	ER	SO	BB	IBB	HBP	BLK	WP	HR	S	P	ERA	WHIP

St. Louis Cardinals @ Montreal Expos

Jarry Park, Montreal, QB

Mon Sep 22 1975, 7:05 PM EDT

Unknown - 59 F

BOTTOM

livebaseballscorecards.com

AB	46
R	4
H	11
RBI	3
BB	4
SO	9
LOB	19

St. Louis Cardinals @ Montreal Expos

Jarry Park, Montreal, QB

Mon Sep 22 1975, 7:05 PM EDT

Att. 6,123 - Unknown

TOP

livebaseballscorecards.com

Batter	1	2	3	4	5	6	7	8	9	AB	R	H	RBI	BB	SO	LOB
Lou Brock, L (1, 7) OBP: 0.362, SLG: 0.404	F8		FC3-2, BB, 1B 1-2 2-3	7-2 3-Hf			K		6-3	5	0	1	0	0	1	2
Larry Lintz, S (1, 4) OBP: 0.324, SLG: 0.213	F8		BB 1-2 2-3 3-H		6-3		5-3		F8	0	0	0	0	0	0	0
Ted Sizemore, R (6, 4) OBP: 0.297, SLG: 0.300										2	0	0	0	0	0	0
Keith Hernandez, L (1, 3) OBP: 0.309, SLG: 0.368	6-3		K		HR, 1B		WP, 1B		4-3	5	1	2	0	0	1	3
Ted Simmons, S (1, 2) OBP: 0.401, SLG: 0.499		1B	FC3-2 1-2 2-3 3-Hf		1-H, HR		6-3 1-2			4	1	2	2	0	0	4
Bake McBride, L (1, 8) OBP: 0.358, SLG: 0.408		F8	F6		F8			G6-4-3, 1B, 1B		4	1	1	0	0	0	4
Jerry Mumphrey, S (1, 9) OBP: 0.600, SLG: 0.545		K		1B, 2B	F8			1-2 G6-4-3, 1B		4	1	2	0	0	1	1
Ken Reitz, R (1, 5) OBP: 0.302, SLG: 0.346		K		1B, 7-2, 1B 2-H		G3		1-2f 2-3 G6-4-3		4	0	1	1	0	1	3
Mike Tyson, R (1, 6) OBP: 0.318, SLG: 0.348			1B, BB, 1B	1-3 1B		4-3		3-H 1B		4	1	3	1	0	0	0
Ron Reed, R (1, 1) OBP: 0.210, SLG: 0.253			BB, 1B 1-2 FC3-2, 1B	F4		F8		F6		3	0	1	0	0	0	2
Mike Garman, R (7, 1)										0	0	0	0	0	0	0
Mike Wallace, L (7, 1)										0	0	0	0	0	0	0
Luis Melendez, R (8, PH) OBP: 0.299, SLG: 0.349										1	0	0	0	0	0	1
Greg Terlecky, R (8, 1) OBP: 0.333, SLG: 0.333										0	0	0	0	0	0	0
Inning Stats	R: 0 E: 0 K: 0 S: 3 H: 0 LOB: 0 BB: 0 P: 3	R: 0 E: 0 K: 2 S: 8 H: 1 LOB: 1 BB: 0 P: 8	R: 1 E: 0 K: 1 S: 8 H: 3 LOB: 3 BB: 1 P: 12	R: 1 E: 0 K: 0 S: 5 H: 3 LOB: 1 BB: 0 P: 5	R: 2 E: 0 K: 0 S: 5 H: 2 LOB: 0 BB: 0 P: 5	R: 0 E: 0 K: 0 S: 3 H: 0 LOB: 0 BB: 0 P: 3	R: 0 E: 0 K: 1 S: 6 H: 1 LOB: 1 BB: 0 P: 6	R: 1 E: 0 K: 0 S: 5 H: 3 LOB: 1 BB: 0 P: 5	R: 0 E: 0 K: 0 S: 3 H: 0 LOB: 0 BB: 0 P: 3	1B: 11 2B: 2 3B: 0 HR: 1 SF: 0 SAC: 0 DP: 2 HBP: 0	WP: 1 PB: 0 SB: 0 CS: 0 PA: 39					

	AB	36
	R	5
	H	13
	RBI	4
	BB	0
	SO	4
	LOB	20

PITCHER		IP	WLS	BF	H	R	ER	SO	BB	IBB	HBP	BLK	WP	HR	S	P	ERA	WHIP
Steve Renko, R ERA: 4.1	(1, 1)	5.0		24	9	4	4	3	1	0	0	0	0	1	29	33	7.20	2.000
Fred Scherman, L ERA: 3.89	(6, 1)	4.0	W	15	4	1	1	1	0	0	0	0	1	0	17	17	2.25	1.000

PITCHER	IP	WLS	BF	H	R	ER	SO	BB	IBB	HBP	BLK	WP	HR	S	P	ERA	WHIP

St. Louis Cardinals @ Montreal Expos

Jarry Park, Montreal, QB

Mon Sep 22 1975, 7:05 PM EDT

Att. 6,123 - Unknown

livebaseballscorecards.com

BOTTOM

Batter	1	2	3	4	5	6	7	8	9	AB	R	H	RBI	BB	SO	LOB
Jerry White, S (1, 8) OBP: 0.365, SLG: 0.442	1-3	F6			BB		G3	1-3		4	0	0	0	1	0	0
Jim Dwyer, L (1, 7) OBP: 0.365, SLG: 0.392	HBP, G3, 1B	F9			K		1B, BB	3-1		4	2	1	0	1	1	1
Larry Biittner, L (1, 9) OBP: 0.377, SLG: 0.395	G3, HBP, 1B		F8			FC6-4	1B	4-3		5	2	3	0	0	0	0
Gary Carter, R (1, 2) OBP: 0.364, SLG: 0.423	G3, HBP		L5-3, BB			FC6-4	2B			2	3	1	1	1	0	1
Jose Morales, R (1, 3) OBP: 0.354, SLG: 0.391	G3		L5-3				2B			4	1	2	2	0	0	3
Pat Scanlon, L (1, 5) OBP: 0.294, SLG: 0.284	IBB			F9		F7	P1			2	0	0	0	1	0	2
Larry Parrish, R (7, PH) OBP: 0.309, SLG: 0.400 (8, 5)										1	0	0	0	0	0	2
Jim Cox, R (1, 4) OBP: 0.286, SLG: 0.423	1B			F6		1B	2B			4	0	3	3	0	0	0
Pepe Frias, R (1, 6) OBP: 0.167, SLG: 0.161	F3			K		1B	IBB			2	0	0	0	0	1	2
Jim Lyttle, L (6, PH) OBP: 0.409, SLG: 0.358										1	0	1	2	0	0	0
Tim Foli, R (7, 6) OBP: 0.281, SLG: 0.292										0	0	0	0	1	0	0
Steve Renko, R (1, 1) OBP: 0.339, SLG: 0.352		K			BB	4-3	K			1	0	0	0	0	1	0
Bob Bailey, R (5, PH) OBP: 0.391, SLG: 0.359										0	0	0	0	1	0	0
Fred Scherman, L (6, 1) OBP: 0.111, SLG: 0.118										2	0	0	0	0	1	5
Inning Stats	R: 3 E: 0 K: 0 S: 6 H: 3 LOB: 2 BB: 1 P: 11	R: 0 E: 0 K: 1 S: 5 H: 0 LOB: 0 BB: 0 P: 5	R: 0 E: 0 K: 0 S: 2 H: 0 LOB: 0 BB: 1 P: 6	R: 0 E: 0 K: 1 S: 5 H: 0 LOB: 0 BB: 0 P: 5	R: 0 E: 0 K: 1 S: 3 H: 0 LOB: 0 BB: 2 P: 11	R: 2 E: 0 K: 0 S: 7 H: 4 LOB: 2 BB: 0 P: 7	R: 3 E: 0 K: 1 S: 9 H: 4 LOB: 3 BB: 2 P: 17	R: 0 E: 0 K: 0 S: 3 H: 0 LOB: 0 BB: 0 P: 3		1B: 10 2B: 2 3B: 0 HR: 0	SF: 0 SAC: 0 DP: 1 HBP: 1			WP: 0 PB: 0 SB: 0 CS: 2	PA: 39		

	AB	32
	R	8
	H	11
	RBI	8
	BB	6
	SO	4
	LOB	16

PITCHER		IP	WLS	BF	H	R	ER	SO	BB	IBB	HBP	BLK	WP	HR	S	P	ERA	WHIP
Ron Reed, R ERA: 3.65	(1, 1)	6.1	L	31	9	8	8	3	4	1	1	0	0	0	31	52	11.37	2.053
Mike Garman, R ERA: 2.39	(7, 1)	0.0		1	1	0	0	0	0	0	0	0	0	0	1	1	∞	∞
Mike Wallace, L ERA: 6.23	(7, 1)	0.2		4	1	0	0	1	0	1	0	0	0	0	5	9	0.00	1.500
Greg Terlecky, R ERA: 4.13	(8, 1)	1.0		3	0	0	0	0	0	0	0	0	0	0	3	3	0.00	0.000

PITCHER		IP	WLS	BF	H	R	ER	SO	BB	IBB	HBP	BLK	WP	HR	S	P	ERA	WHIP

Batter	1	2	3	4	5	6	7	8	9	AB	R	H	RBI	BB	SO	LOB
Lou Brock, L (1, 7) OBP: 0.363, SLG: 0.405	FC4-6 1B	FC4-6 1-2f			4-3 S 1B			P1		4	0	2	0	0	0	3
Bake McBride, L (1, 8) OBP: 0.355, SLG: 0.403	FC4-6 6-3 E 1-2f		6-3		4-3 1-3			6-3		4	0	0	0	0	0	2
Jerry Mumphrey, S (1, 9) OBP: 0.526, SLG: 0.533	6-3 1-3		4-3		1-3			2B		4	0	1	0	0	0	2
Ted Simmons, S (1, 2) OBP: 0.398, SLG: 0.496	F8		5-3			4-3		F6		4	0	0	0	0	0	2
Ken Rudolph, R (8, 2) OBP: 0.229, SLG: 0.263										0	0	0	0	0	0	0
Keith Hernandez, L (1, 3) OBP: 0.313, SLG: 0.377		FC6-5 2B		6-3		4-3			G6-4-3 1B	4	0	2	0	0	0	0
Ken Reitz, R (1, 5) OBP: 0.300, SLG: 0.343		1-3		F7		6-3			S S S K	4	0	0	0	0	1	2
Ted Sizemore, R (1, 4) OBP: 0.297, SLG: 0.301		FC6-5 E 1B 2-3		2B			F4		G6-4-3 1-2f	4	0	1	0	0	0	2
Mike Tyson, R (1, 6) OBP: 0.319, SLG: 0.348		E 1-2 1B		6-3			S S S K			3	0	1	0	0	1	1
John Denny, R (1, 1) OBP: 0.227, SLG: 0.227		E6 1-2 2-3 FC4-6			4-3		S S S K			1	0	0	0	0	0	2
Ken Reynolds, L (4, 1)										0	0	0	0	0	0	0
Willie Davis, L (5, PH) OBP: 0.303, SLG: 0.424										1	0	0	0	0	0	0
Greg Terlecky, R (5, 1) OBP: 0.333, SLG: 0.333										0	0	0	0	0	0	0
Hector Cruz, R (7, PH) OBP: 0.163, SLG: 0.225										1	0	0	0	0	1	0
Harry Parker, R (7, 1)										0	0	0	0	0	0	0
Inning Stats	R: 0 E: 1 K: 0 S: 4 H: 1 LOB: 1 BB: 0 P: 4	R: 0 E: 1 K: 0 S: 6 H: 2 LOB: 3 BB: 0 P: 6	R: 0 E: 0 K: 0 S: 3 H: 0 LOB: 0 BB: 0 P: 3	R: 0 E: 0 K: 0 S: 4 H: 1 LOB: 1 BB: 0 P: 4	R: 0 E: 0 K: 0 S: 4 H: 1 LOB: 1 BB: 0 P: 4	R: 0 E: 0 K: 0 S: 3 H: 0 LOB: 0 BB: 0 P: 3	R: 0 E: 0 K: 2 S: 7 H: 0 LOB: 0 BB: 0 P: 7	R: 0 E: 0 K: 0 S: 4 H: 1 LOB: 1 BB: 0 P: 4	R: 0 E: 0 K: 1 S: 5 H: 1 LOB: 0 BB: 0 P: 5	1B: 4 2B: 3 3B: 0 HR: 0 SF: 0 SAC: 0 DP: 1 HBP: 0						

PITCHER	IP	WLS	BF	H	R	ER	SO	BB	IBB	HBP	BLK	WP	HR	S	P	ERA	WHIP
Steve Rogers, R (1, 1) ERA: 3.28	9.0	W	34	7	0	0	3	0	0	0	0	0	0	40	40	0.00	0.778

PITCHER	IP	WLS	BF	H	R	ER	SO	BB	IBB	HBP	BLK	WP	HR	S	P	ERA	WHIP

TOP

St. Louis Cardinals @ Montreal Expos

Jarry Park, Montreal, QB

Tue Sep 23 1975, 7:05 PM EDT

Att. 5,520 - Unknown - 59 F

livebaseballscorecards.com

AB	34
R	0
H	7
RBI	0
BB	0
SO	3
LOB	16

WP: 0 PA: 34
PB: 0
SB: 1
CS: 0

Batter	1	2	3	4	5	6	7	8	9	AB	R	H	RBI	BB	SO	LOB
Larry Biittner, L (1, 9) OBP: 0.377, SLG: 0.398	4-3	3-H 2B		F8		HR 1B		1-3		5	1	2	1	0	0	0
Tim Foli, R (1, 6) OBP: 0.282, SLG: 0.292	FC5-4 BB	K		S 1B		F5		BB		3	0	1	0	1	1	2
Jim Lyttle, L (8, PH) OBP: 0.418, SLG: 0.358										0	0	0	0	1	0	0
Pepe Frias, R (9, 6) OBP: 0.167, SLG: 0.161										0	0	0	0	0	0	0
Jim Dwyer, L (1, 7) OBP: 0.361, SLG: 0.384	FC5-4 S 1-2f	K		1-2 BB		L9		F9		4	0	0	0	1	1	3
Mike Jorgensen, L (1, 3) OBP: 0.370, SLG: 0.396	K 1-2	BB BB 2B		K		1-H HR				4	2	2	2	0	2	3
Gary Carter, R (1, 2) OBP: 0.364, SLG: 0.422		4-3 3B 1B		F8		1-3				4	1	1	0	0	1	3
Jerry White, S (1, 8) OBP: 0.360, SLG: 0.425	4-3 1-2	BB BB PB BB			6-3		F4			3	1	0	0	1	0	1
Larry Parrish, R (1, 5) OBP: 0.313, SLG: 0.402	3B BB	PB BB 1-2 2-3 BB			2B		F9			2	1	1	0	2	0	0
Pete Mackanin, R (1, 4) OBP: 0.278, SLG: 0.387	2B 3B 1-H 2-H	PB 1-2 2-3 3-H BB			K		K			3	1	1	3	1	2	1
Steve Rogers, R (1, 1) OBP: 0.253, SLG: 0.203	G3	K 1-2 2-3 3-H			K			K		4	0	0	0	0	3	4
Inning Stats	R: 0 E: 0 K: 1 S: 5 H: 0 LOB: 1 BB: 1 P: 9	R: 3 E: 0 K: 1 S: 8 H: 3 LOB: 1 BB: 1 P: 12	R: 2 E: 0 K: 3 S: 10 H: 1 LOB: 2 BB: 3 P: 22	R: 0 E: 0 K: 1 S: 6 H: 1 LOB: 2 BB: 1 P: 10	R: 0 E: 0 K: 2 S: 8 H: 1 LOB: 1 BB: 0 P: 8	R: 2 E: 0 K: 0 S: 5 H: 2 LOB: 0 BB: 0 P: 5	R: 0 E: 0 K: 1 S: 5 H: 0 LOB: 0 BB: 0 P: 5	R: 0 E: 0 K: 1 S: 5 H: 0 LOB: 1 BB: 1 P: 9		1B: 3 2B: 3 3B: 1 HR: 1	SF: 0 SAC: 0 DP: 0 HBP: 0						

PITCHER		IP	WLS	BF	H	R	ER	SO	BB	IBB	HBP	BLK	WP	HR	S	P	ERA	WHIP
John Denny, R ERA: 3.97	(1, 1)	3.1	L	20	5	5	4	5	5	0	0	0	0	0	25	45	10.80	3.000
Ken Reynolds, L ERA: 1.8	(4, 1)	0.2		3	0	0	0	1	1	0	0	0	0	0	4	8	0.00	1.500
Greg Terlecky, R ERA: 4.45	(5, 1)	2.0		9	3	2	2	2	0	0	0	0	0	1	13	13	9.00	1.500
Harry Parker, R ERA: 5.06	(7, 1)	2.0		7	0	0	0	2	1	0	0	0	0	0	10	14	0.00	0.500

PITCHER	IP	WLS	BF	H	R	ER	SO	BB	IBB	HBP	BLK	WP	HR	S	P	ERA	WHIP

BOTTOM

St. Louis Cardinals @ Montreal Expos

Jarry Park, Montreal, QB

Tue Sep 23 1975, 7:05 PM EDT

Att. 5,520 - Unknown - 59 F

livebaseballscorecards.com

AB	32
R	7
H	8
RBI	6
BB	7
SO	10
LOB	17

Batter	1	2	3	4	5	6	7	8	9	AB	R	H	RBI	BB	SO	LOB
Lou Brock, L (1, 7) OBP: 0.360, SLG: 0.402	SSS 0-3 ① K		x 0-0 ① 1-3		x 0-0 ① 4-3			x 0-0 ① 4-3		4	0	0	0	0	1	0
Bake McBride, L (1, 8) OBP: 0.358, SLG: 0.409	x 0-0 G1-6-3 1B		x 0-0 S 1B		x 0-0 ② 1-3			x 0-0 PB 2B		4	0	3	0	0	0	0
Keith Hernandez, L (1, 3) OBP: 0.311, SLG: 0.371	x 0-0 ②③ G1-6-3 1-2f		BBBB 4-0 G6-4-3 1-2 BB		x 0-0 ③ F6			x 0-0 ② F2 2-3		3	0	0	0	1	0	2
Ted Simmons, S (1, 2) OBP: 0.397, SLG: 0.494 Ken Rudolph, R (8, 2) OBP: 0.229, SLG: 0.263		x 0-0 FC4-6 1B 1B 1B	x 0-0 ②③ G6-4-3 1-2f			SSS 0-3 ① K		x 0-0 ③ 6-3		4	1	1	0	0	1	3
										0	0	0	0	0	0	0
Reggie Smith, S (1, 9) OBP: 0.377, SLG: 0.482		x 0-0 ① F3		SSS 0-3 ① K		x 0-0 ② 4-3			x 0-0 1B 1B G5-4-3 1B	4	1	1	0	0	1	1
Ken Reitz, R (1, 5) OBP: 0.301, SLG: 0.344 Larry Lintz, S (9, PR) OBP: 0.324, SLG: 0.213		x 0-0 FC4-6 1-2 1B	x 0-0 E6 FC6-4 E			x 0-0 ③ 4-3			x 0-0 G5-4-3 1B 1-2 1B	4	0	2	0	0	0	0
										0	0	0	0	0	0	0
Mario Guerrero, R (1, 6) OBP: 0.286, SLG: 0.288 Willie Davis, L (9, PH) OBP: 0.305, SLG: 0.426		x 0-0 ② FC4-6 1B 1-2f 2-3	x 0-0 E4 FC6-4 1-2				x 0-0 ① F3		x 0-0 G5-4-3 1-2 2-3 1B	3	0	0	0	0	0	3
										1	0	1	0	0	0	0
Mike Tyson, R (1, 4) OBP: 0.318, SLG: 0.347		x 0-0 1-3 3-H 1B	x 0-0 ② FC6-4 1-2f 2-3				SSS 0-3 ② K		x 0-0 ①② G5-4-3 1-2f 2-3 3-H	4	0	1	1	0	1	4
Eric Rasmussen, R (1, 1) OBP: 0.185, SLG: 0.154 John Curtis, L (6, 1) OBP: 0.302, SLG: 0.211 Jerry Mumphrey, S (7, PH) OBP: 0.500, SLG: 0.500 Ken Reynolds, L (7, 1) Ron Fairly, L (9, PH) OBP: 0.422, SLG: 0.469		x 0-0 ③ 4-3	x 0-0 ③ 1-3				SSS 0-3 ③ K		x 0-0 ③ 4-3	2	0	0	0	0	0	4
										0	0	0	0	0	0	0
										1	0	0	0	0	1	0
										0	0	0	0	0	0	0
										1	0	0	0	0	0	2
Inning Stats	R: 0 E: 0 K: 1 S: 5 H: 1 LOB: 0 BB: 0 P: 5	R: 1 E: 0 K: 0 S: 6 H: 3 LOB: 2 BB: 0 P: 6	R: 0 E: 0 K: 0 S: 3 H: 1 LOB: 1 BB: 1 P: 7	R: 0 E: 2 K: 1 S: 7 H: 0 LOB: 2 BB: 0 P: 7	R: 0 E: 0 K: 0 S: 3 H: 0 LOB: 0 BB: 0 P: 3	R: 0 E: 0 K: 1 S: 5 H: 0 LOB: 0 BB: 0 P: 5	R: 0 E: 0 K: 2 S: 7 H: 0 LOB: 0 BB: 0 P: 7	R: 0 E: 0 K: 0 S: 4 H: 1 LOB: 1 BB: 0 P: 4	R: 1 E: 0 K: 0 S: 5 H: 3 LOB: 2 BB: 0 P: 5	1B: 8 2B: 1 3B: 0 HR: 0	SF: 0 SAC: 0 DP: 3 HBP: 0						

PITCHER	IP	WLS	BF	H	R	ER	SO	BB	IBB	HBP	BLK	WP	HR	S	P	ERA	WHIP
Don Carrithers, R (1, 1) ERA: 2.98	9.0	W	36	9	2	2	5	1	0	0	0	0	0	45	49	2.00	1.111

PITCHER	IP	WLS	BF	H	R	ER	SO	BB	IBB	HBP	BLK	WP	HR	S	P	ERA	WHIP

TOP

St. Louis Cardinals @ Montreal Expos

Jarry Park, Montreal, QB

Wed Sep 24 1975, 7:05 PM EDT

Att. 9,356 - Unknown - 54 F

livebaseballscorecards.com

AB	35
R	2
H	9
RBI	1
BB	1
SO	5
LOB	19

1B: 8	SF: 0	WP: 0	PA: 36
2B: 1	SAC: 0	PB: 1	
3B: 0	DP: 3	SB: 1	
HR: 0	HBP: 0	CS: 0	

St. Louis Cardinals @ Montreal Expos

Jarry Park, Montreal, QB

Wed Sep 24 1975, 7:05 PM EDT

Att. 9,356 - Unknown - 54 F

BOTTOM

Batter	1	2	3	4	5	6	7	8	9	AB	R	H	RBI	BB	SO	LOB
Larry Biittner, L (1, 9) OBP: 0.379, SLG: 0.399	K		1B S 1B 1B		FC3-6 1B	G3				4	1	2	0	0	1	1
Jerry White, S (1, 8) OBP: 0.355, SLG: 0.417	6-3		1B 1-3 E 1B		FC3-6 1-2f		K			4	1	1	0	0	1	1
Jim Dwyer, L (1, 7) OBP: 0.364, SLG: 0.383	WP BB		S 1-3 3-H 1B		F2		4-3			3	0	1	1	1	0	1
Mike Jorgensen, L (1, 3) OBP: 0.371, SLG: 0.400	K 1-2		K 1-3 3-H			2B 2B	1B			4	1	2	0	0	2	2
Gary Carter, R (1, 2) OBP: 0.363, SLG: 0.422		K		1-3		1B 2-H 2B	F7			4	1	1	1	0	1	1
Larry Parrish, R (1, 5) OBP: 0.312, SLG: 0.407		K		HR		K		4-3		4	1	1	1	0	2	1
Pete Mackanin, R (1, 4) OBP: 0.278, SLG: 0.384		6-3		1-3		1B E IBB		F9		3	1	0	0	1	0	0
Pepe Frias, R (1, 6) OBP: 0.162, SLG: 0.156			5-3	1-6-3		F8		1B		2	0	0	0	0	0	0
Jim Lyttle, L (6, PH) OBP: 0.418, SLG: 0.358										0	0	0	0	0	0	0
Jose Morales, R (6, PH) OBP: 0.352, SLG: 0.389										1	0	0	0	0	0	2
Tim Foli, R (7, 6) OBP: 0.284, SLG: 0.294										1	0	1	0	0	0	0
Don Carrithers, R (1, 1) OBP: 0.176, SLG: 0.273			K		K	E7 1-H 2-H 1B		F9		4	0	1	1	0	2	1
Inning Stats	R: 0 E: 0 K: 2 S: 7 H: 0 LOB: 1 BB: 1 P: 11	R: 0 E: 0 K: 2 S: 7 H: 0 LOB: 0 BB: 0 P: 7	R: 2 E: 0 K: 2 S: 10 H: 3 LOB: 1 BB: 0 P: 10	R: 1 E: 0 K: 0 S: 4 H: 1 LOB: 0 BB: 0 P: 4	R: 0 E: 0 K: 1 S: 6 H: 1 LOB: 1 BB: 0 P: 6	R: 3 E: 1 K: 1 S: 8 H: 3 LOB: 1 BB: 1 P: 12	R: 0 E: 0 K: 1 S: 6 H: 1 LOB: 1 BB: 0 P: 6	R: 0 E: 0 K: 0 S: 4 H: 1 LOB: 1 BB: 0 P: 4		1B: 7 2B: 2 3B: 0 HR: 1 SF: 0 SAC: 0 DP: 0 HBP: 0							

livebaseballscorecards.com

AB	34
R	6
H	10
RBI	4
BB	2
SO	9
LOB	10

WP: 1 PB: 0 SB: 3 CS: 0 PA: 36

PITCHER		IP	WLS	BF	H	R	ER	SO	BB	IBB	HBP	BLK	WP	HR	S	P	ERA	WHIP
Eric Rasmussen, R ERA: 3.78	(1, 1)	5.1	L	25	7	6	4	8	1	1	0	0	1	1	39	47	6.75	1.500
John Curtis, L ERA: 3.44	(6, 1)	0.2		3	1	0	0	0	0	0	0	0	0	0	3	3	0.00	1.500
Ken Reynolds, L ERA: 1.59	(7, 1)	2.0		8	2	0	0	1	0	0	0	0	0	0	10	10	0.00	1.000

PITCHER	IP	WLS	BF	H	R	ER	SO	BB	IBB	HBP	BLK	WP	HR	S	P	ERA	WHIP

Montreal Expos @ Chicago Cubs

Wrigley Field, Chicago, IL

Fri Sep 26 1975, 3:33 AM CDT

Att. 1,427 - Unknown - 60 F

TOP

livebaseballscorecards.com

Batter	1	2	3	4	5	6	7	8	9	10	11	12	AB	R	H	RBI	BB	SO	LOB
Larry Biittner, L (1, 9) OBP: 0.375, SLG: 0.395	4-3		6-3			F5	F9			K		BB	4	0	0	0	0	0	3
Jose Morales, R (10, PH) OBP: 0.350, SLG: 0.387													1	0	0	0	0	1	0
Pepe Mangual, R (10, 9) OBP: 0.341, SLG: 0.338													0	1	0	0	1	0	0
Tim Foli, R (1, 6) OBP: 0.284, SLG: 0.294	1B		F7			E6		F8		B3		1B	6	0	2	0	0	0	1
Jim Dwyer, L (1, 7) OBP: 0.358, SLG: 0.374	B5			4-3		F6		HR		K		K	5	1	0	0	1	2	4
Mike Jorgensen, L (1, 3) OBP: 0.374, SLG: 0.407	F8			BB		BB		HR			4-3	BB	4	1	2	3	2	0	1
Larry Parrish, R (1, 5) OBP: 0.311, SLG: 0.403		F6		K		K		K			K	BB	5	0	0	0	1	4	3
Gary Carter, R (1, 2) OBP: 0.361, SLG: 0.418		F7		F7			F8	K			BB	1-3	5	0	0	0	1	1	4
Jerry White, S (1, 8) OBP: 0.357, SLG: 0.416		F8	F9				1B		F5		1-3 1B		5	0	2	0	0	0	0
Pete Mackanin, R (1, 4) OBP: 0.277, SLG: 0.381			S BB		K		K		5-3		4-3		4	0	0	0	1	2	3
Dan Warthen, S (1, 1) OBP: 0.135, SLG: 0.118			F3		K		1B		K			K	2	0	0	0	0	1	1
Bob Bailey, R (7, PH) OBP: 0.583, SLG: 0.362													1	0	1	0	0	0	0
Tony Scott, S (7, PR) OBP: 0.256, SLG: 0.238													0	0	0	0	0	0	0
Dale Murray, R (7, 1) OBP: 0.313, SLG: 0.214													1	0	0	0	0	1	0
Jim Cox, R (12, PH) OBP: 0.276, SLG: 0.407													1	0	0	0	0	1	0
Woodie Fryman, R (12, 1) OBP: 0.250, SLG: 0.245													0	0	0	0	0	0	0
Inning Stats	R: 0 E: 0 K: 0 S: 6 / H: 1 LOB: 1 BB: 0 P: 10	R: 0 E: 0 K: 0 S: 5 / H: 0 LOB: 0 BB: 0 P: 9	R: 0 E: 0 K: 0 S: 8 / H: 0 LOB: 1 BB: 1 P: 13	R: 0 E: 0 K: 1 S: 7 / H: 0 LOB: 1 BB: 1 P: 12	R: 0 E: 0 K: 2 S: 7 / H: 0 LOB: 0 BB: 0 P: 9	R: 0 E: 1 K: 1 S: 10 / H: 0 LOB: 2 BB: 1 P: 21	R: 0 E: 0 K: 1 S: 12 / H: 2 LOB: 2 BB: 0 P: 18	R: 2 E: 0 K: 2 S: 11 / H: 1 LOB: 0 BB: 1 P: 20	R: 0 E: 0 K: 1 S: 7 / H: 0 LOB: 0 BB: 0 P: 9	R: 0 E: 0 K: 2 S: 7 / H: 0 LOB: 0 BB: 0 P: 9	R: 0 E: 0 K: 1 S: 11 / H: 1 LOB: 2 BB: 1 P: 18	R: 1 E: 0 K: 2 S: 13 / H: 2 LOB: 3 BB: 2 P: 25	1B: 6 2B: 0 3B: 0 HR: 1	SF: 0 SAC: 0 DP: 0 HBP: 0	WP: 0 PB: 0 SB: 2 CS: 0	PA: 51			

AB	44
R	3
H	7
RBI	3
BB	7
SO	13
LOB	20

PITCHER		IP	WLS	BF	H	R	ER	SO	BB	IBB	HBP	BLK	WP	HR	S	P	ERA	WHIP
Steve Stone, R ERA: 3.95	(1, 1)	9.0		36	4	2	2	8	4	0	0	0	0	1	73	121	2.00	0.889
Darold Knowles, L ERA: 6.06	(10, 1)	2.2	L	13	3	1	1	5	2	0	0	0	0	0	29	46	3.38	1.875
Ken Crosby, R ERA: 3.24	(12, 1)	0.1		2	0	0	0	0	1	0	0	0	0	0	2	6	0.00	3.000

PITCHER		IP	WLS	BF	H	R	ER	SO	BB	IBB	HBP	BLK	WP	HR	S	P	ERA	WHIP

Montreal Expos @ Chicago Cubs

Wrigley Field, Chicago, IL

Fri Sep 26 1975, 3:33 AM CDT

Att. 1,427 - Unknown - 60 F

livebaseballscorecards.com

BOTTOM

Batter	1	2	3	4	5	6	7	8	9	10	11	12	AB	R	H	RBI	BB	SO	LOB
Dave Rosello, R (1, 6) OBP: 0.348, SLG: 0.345	4-0 E BB		3-2 F4	1-1 F9			0-3 K		2-1 F7			1-1 1-3	3	0	0	0	1	1	1
Champ Summers, L (9, PH) OBP: 0.304, SLG: 0.341													1	0	0	0	0	0	0
Don Kessinger, S (10, 6) OBP: 0.316, SLG: 0.322													1	0	0	0	0	0	0
Rick Monday, L (1, 8) OBP: 0.379, SLG: 0.452	2-3 K		0-0 2B		1-0 4-3		0-3 K		0-0 6-3			3-1 F7	5	0	1	0	0	2	1
Darold Knowles, L (10, 1) OBP: 0.133, SLG: 0.071													0	0	0	0	0	0	0
Ken Crosby, R (12, 1)													0	0	0	0	0	0	0
Jim Tyrone, R (12, PH) OBP: 0.250, SLG: 0.318													1	0	0	0	0	0	0
Bill Madlock, R (1, 5) OBP: 0.405, SLG: 0.485	2-0 E6 CS 1-2		2-3 K		1-2 6-3		1-1 E9 1B CS			1-2 G2-6-3 1B			5	0	1	0	0	1	2
Jose Cardenal, R (1, 7) OBP: 0.397, SLG: 0.423	3-3 K 1-2		1-1 F8		4-0 CS BB		0-0 1B 2-3			1-0 G2-6-3 1-2f			4	0	1	0	1	1	4
Jerry Morales, R (1, 9) OBP: 0.329, SLG: 0.371		2-2 F8		2-1 5-3 BB 1B	0-0 CS 1-2	3-2 L8	0-0 CS 3-H	0-0 6-3		2-1 1-3			5	1	1	0	0	0	0
Andre Thornton, R (1, 3) OBP: 0.419, SLG: 0.493		4-1 BB		4-0 5-3 BB 1-2 1B		4-1 1B BB		1-0 F8			1-3 K		2	1	0	0	3	1	0
George Mitterwald, R (1, 2) OBP: 0.286, SLG: 0.352	0-1 F8		1-1 5-3 1-2 2-3		1-1 F8		0-0 1B				0-1 5-3		4	0	1	0	0	0	4
Vic Harris, S (8, PR) OBP: 0.254, SLG: 0.179													0	0	0	0	0	0	0
Tim Hosley, R (9, 2) OBP: 0.382, SLG: 0.433													1	0	0	0	0	0	0
Manny Trillo, R (1, 4) OBP: 0.302, SLG: 0.310	4-2 BB 1-2		0-0 SH1-3 2-H 3-H		2-1 1B 1-2		1 SAFE 1 SAFE 1 SAFE	1-3 K			2-0 6-3		4	0	2	2	1	1	
Steve Stone, R (1, 1) OBP: 0.158, SLG: 0.139	1-3 K		0-1 SH1-3 1-2		3-3 K				3-2 6-3			0-3 K	2	0	0	0	0	2	4
Joe Wallis, S (9, PH) OBP: 0.344, SLG: 0.446													2	0	0	0	0	1	0
(10, 8)																			

Inning Stats	1	2	3	4	5	6	7	8	9	10	11	12	1B: 6	SF: 0	WP: 0	PA: 49
	R: 0 E: 1 K: 2 S: 8	R: 0 E: 0 K: 1 S: 12	R: 0 E: 0 K: 1 S: 9	R: 2 E: 0 K: 0 S: 9	R: 0 E: 0 K: 0 S: 5	R: 0 E: 0 K: 1 S: 14	R: 0 E: 1 K: 2 S: 9	R: 0 E: 0 K: 1 S: 6	R: 0 E: 0 K: 0 S: 9	R: 0 E: 0 K: 0 S: 6	R: 0 E: 0 K: 1 S: 6	R: 0 E: 0 K: 1 S: 7	2B: 2	SAC: 1	PB: 0	
	H: 0 LOB: 2 BB: 1 P: 19	H: 0 LOB: 2 BB: 2 P: 23	H: 1 LOB: 1 BB: 0 P: 15	H: 2 LOB: 1 BB: 1 P: 17	H: 0 LOB: 0 BB: 1 P: 11	H: 1 LOB: 2 BB: 1 P: 27	H: 1 LOB: 1 BB: 0 P: 10	H: 1 LOB: 1 BB: 0 P: 8	H: 0 LOB: 0 BB: 0 P: 14	H: 1 LOB: 0 BB: 0 P: 10	H: 0 LOB: 0 BB: 0 P: 9	H: 0 LOB: 0 BB: 0 P: 11	3B: 0 HR: 0	DP: 2 HBP: 0	SB: 0 CS: 3	

PITCHER	IP	WLS	BF	H	R	ER	SO	BB	IBB	HBP	BLK	WP	HR	S	P	ERA	WHIP
Dan Warthen, L (1, 1) ERA: 3.11	6.0		27	4	2	2	5	6	0	0	0	0	0	57	112	3.00	1.667
Dale Murray, R (7, 1) ERA: 4.0	5.0	W	17	3	0	0	4	0	0	0	0	0	0	36	51	0.00	0.600
Woodie Fryman, L (12, 1) ERA: 3.37	1.0	S	3	0	0	0	1	0	0	0	0	0	0	7	11	0.00	0.000

PITCHER	IP	WLS	BF	H	R	ER	SO	BB	IBB	HBP	BLK	WP	HR	S	P	ERA	WHIP

AB	40
R	2
H	7
RBI	2
BB	6
SO	10
LOB	17

Batter	1	2	3	4	5	6	7	8	9	10	11	AB	R	H	RBI	BB	SO	LOB
Larry Bittner, L (1, 9) OBP: 0.377, SLG: 0.408	6-3		3B		1B		4-3		1-3		3B	6	0	3	2	0	0	0
Tim Foli, R (1, 6) OBP: 0.285, SLG: 0.295	4-3		F2-5 3-H		1B		1B			6-3	K	6	0	2	0	0	1	2
Jim Dwyer, L (1, 7) OBP: 0.353, SLG: 0.365	BB			F8	L9		F9			K	F8	5	0	0	0	1	1	5
Mike Jorgensen, L (1, 3) OBP: 0.374, SLG: 0.413	K			HR		E3 SH1-4		4-3		BB		4	2	1	1	1	1	1
Larry Parrish, R (1, 5) OBP: 0.312, SLG: 0.405 Woodie Fryman, R (10, 1) OBP: 0.250, SLG: 0.245		5-3		F3	SH1-4 1-2			2B		1B		4	1	2	0	0	0	0 0
Gary Carter, R (1, 2) OBP: 0.361, SLG: 0.417		BB		G3	5-3			FC4-6 2-H		F9		4	0	1	1	1	0	3
Jerry White, S (1, 8) OBP: 0.359, SLG: 0.415		L9			F9	S 2-H		FC4-6 CS 1-2f			BB 3B	5	1	2	1	0	0	2
Pete Mackanin, R (1, 4) OBP: 0.279, SLG: 0.378		F4			BB	F8 1-2		CS 1-2	K		BB 3B	3	1	0	0	2	1	2
Steve Rogers, R (1, 1) OBP: 0.244, SLG: 0.195 Fred Scherman, L (8, 1) OBP: 0.111, SLG: 0.118 Bob Bailey, R (9, PH) OBP: 0.391, SLG: 0.360 Steve Renko, R (9, 1) OBP: 0.336, SLG: 0.352 Pepe Frias, R (10, 5) OBP: 0.162, SLG: 0.156 Jim Lyttle, L (11, PH) OBP: 0.412, SLG: 0.352 Pat Scanlon, L (11, 5) OBP: 0.294, SLG: 0.284			G3		B3		4-3		6-3		L7	3 0 1 0 0 1 0	0 0 0 0 0 0 0	0 0 0 0 0 0 0	0 0 0 0 0 0 0	0 0 0 0 0 0 0	0 0 0 0 0 0 0	1 0 0 0 0 2 0
Inning Stats	R: 0 E: 0 K: 1 S: 15 H: 0 LOB: 1 BB: 1 P: 23	R: 0 E: 0 K: 0 S: 13 H: 0 LOB: 1 BB: 1 P: 25	R: 0 E: 0 K: 0 S: 5 H: 1 LOB: 0 BB: 0 P: 8	R: 1 E: 0 K: 0 S: 5 H: 1 LOB: 0 BB: 0 P: 12	R: 0 E: 0 K: 0 S: 12 H: 2 LOB: 3 BB: 1 P: 17	R: 1 E: 1 K: 0 S: 13 H: 1 LOB: 1 BB: 0 P: 18	R: 0 E: 0 K: 0 S: 8 H: 1 LOB: 1 BB: 0 P: 12	R: 1 E: 0 K: 0 S: 10 H: 2 LOB: 0 BB: 0 P: 11	R: 0 E: 0 K: 1 S: 6 H: 0 LOB: 0 BB: 0 P: 9	R: 0 E: 0 K: 1 S: 12 H: 1 LOB: 2 BB: 1 P: 21	R: 2 E: 0 K: 1 S: 9 H: 2 LOB: 1 BB: 1 P: 16	1B: 7 2B: 2 3B: 2 HR: 1 SF: 0 SAC: 1 DP: 1 HBP: 0	WP: 0 PB: 0 SB: 1 CS: 1 PA: 49					

PITCHER	IP	WLS	BF	H	R	ER	SO	BB	IBB	HBP	BLK	WP	HR	S	P	ERA	WHIP
Ray Burris, R (1, 1) ERA: 4.12	8.0		34	8	3	2	1	3	0	0	0	0	1	81	126	2.25	1.375
Bill Bonham, R (9, 1) ERA: 4.71	3.0	L	14	3	2	2	3	2	0	0	0	0	0	27	46	6.00	1.667

PITCHER	IP	WLS	BF	H	R	ER	SO	BB	IBB	HBP	BLK	WP	HR	S	P	ERA	WHIP

TOP

Montreal Expos @ Chicago Cubs

Wrigley Field, Chicago, IL

Sat Sep 27 1975, 3:33 AM CDT

Att. 7,580 - Sunny - 68 F

livebaseballscorecards.com

AB	42
R	5
H	11
RBI	5
BB	5
SO	4
LOB	18

Batter	1	2	3	4	5	6	7	8	9	10	11	AB	R	H	RBI	BB	SO	LOB
Don Kessinger, S (1, 6) OBP: 0.316, SLG: 0.321	F8		G6-3 1B	FC4-6 BB		6-3		F7		F8		5	0	1	0	1	0	6
Rick Monday, L (1, 8) OBP: 0.375, SLG: 0.447	F8		G6-3	FC4-6			6-3	F9		K		6	0	0	0	0	1	8
Bill Madlock, R (1, 5) OBP: 0.404, SLG: 0.482	BB		5-3		L7		L7		SH2-4 1B		5-3	5	0	1	0	1	0	0
Jose Cardenal, R (1, 7) OBP: 0.397, SLG: 0.423	1 SAFE 1 SAFE 5-3			BB E 1B	F9		FC5 WP 1B		SH2-4		K	5	1	2	0	0	1	1
Jerry Morales, R (1, 9) OBP: 0.327, SLG: 0.368		6-3		BB E	5-3		FC5		5-3		K	5	1	0	0	1	1	2
Andre Thornton, R (1, 3) OBP: 0.423, SLG: 0.505		5-3		E1 2B		SH1-4 BB		HR	IBB			3	1	2	3	2	0	0
Manny Trillo, R (1, 4) OBP: 0.305, SLG: 0.312		1B 1B		B3			SH1-4 1B	SH5-4 1B	F8			5	0	3	0	0	0	3
George Mitterwald, R (1, 2) OBP: 0.290, SLG: 0.352 Vic Harris, S (10, PR) OBP: 0.254, SLG: 0.179 Tim Hosley, R (11, 2) OBP: 0.382, SLG: 0.433		1B		E4 BB			F3	SH5-4		SH1-4 BB		3 0 0	0 0 0	1 0 0	0 0 0	1 0 0	0 0 0	3 0 0
Ray Burris, R (1, 1) OBP: 0.247, SLG: 0.207 Champ Summers, L (8, PH) OBP: 0.311, SLG: 0.341 Bill Bonham, R (9, 1) OBP: 0.190, SLG: 0.220	1 SAFE 6-3			F3		SH1-4		BB		SH1-4		2 0 0	0 0 0	0 0 0	0 1 0	0 0 0	0 0 0	4 0 0
Inning Stats	R: 0 H: 0 E: 0 LOB: 1 K: 0 BB: 1 S: 4 P: 9	R: 0 H: 2 E: 0 LOB: 2 K: 0 BB: 0 S: 8 P: 13	R: 0 H: 1 E: 0 LOB: 0 K: 0 BB: 0 S: 6 P: 11	R: 2 H: 2 E: 2 LOB: 3 K: 0 BB: 2 S: 15 P: 26	R: 0 H: 0 E: 0 LOB: 0 K: 0 BB: 0 S: 5 P: 7	R: 0 H: 1 E: 0 LOB: 2 K: 0 BB: 1 S: 5 P: 10	R: 0 H: 1 E: 0 LOB: 1 K: 0 BB: 0 S: 7 P: 12	R: 1 H: 2 E: 0 LOB: 2 K: 0 BB: 1 S: 12 P: 21	R: 0 H: 1 E: 0 LOB: 2 K: 0 BB: 1 S: 9 P: 19	R: 0 H: 0 E: 0 LOB: 2 K: 1 BB: 1 S: 6 P: 14	R: 0 H: 0 E: 0 LOB: 0 K: 2 BB: 0 S: 10 P: 15	1B: 8 2B: 1 3B: 0 HR: 1	SF: 0 SAC: 4 DP: 1 HBP: 0					

PITCHER		IP	WLS	BF	H	R	ER	SO	BB	IBB	HBP	BLK	WP	HR	S	P	ERA	WHIP
Steve Rogers, R ERA: 3.29	(1, 1)	7.1		36	9	3	3	0	5	0	0	0	1	1	56	99	3.68	1.909
Fred Scherman, L ERA: 3.86	(8, 1)	0.2		2	0	0	0	0	0	0	0	0	0	0	6	10	0.00	0.000
Steve Renko, R ERA: 4.07	(9, 1)	1.1		7	1	0	0	0	1	1	0	0	0	0	11	25	0.00	1.500
Woodie Fryman, L ERA: 3.33	(10, 1)	1.2	W	5	0	0	0	3	0	0	0	0	0	0	14	23	0.00	0.000

PITCHER	IP	WLS	BF	H	R	ER	SO	BB	IBB	HBP	BLK	WP	HR	S	P	ERA	WHIP

BOTTOM

Montreal Expos @ Chicago Cubs

Wrigley Field, Chicago, IL

Sat Sep 27 1975, 3:33 AM CDT

Att. 7,580 - Sunny - 68 F

livebaseballscorecards.com

AB	39
R	3
H	10
RBI	3
BB	7
SO	3
LOB	27

WP: 1 PA: 50
PB: 0
SB: 0
CS: 0

Batter	1	2	3	4	5	6	7	8	9	AB	R	H	RBI	BB	SO	LOB
Larry Biittner, L (1, 9) OBP: 0.376, SLG: 0.408	X 0-0 E9 1B 1B		S B B X 2-1 ① L7	B S S F S 1-3 ③ K		S S X 0-2 1-2 3-H 1B		S B S B B X 3-2 ③ F7		3	1	1	0	0	1	1
Bob Bailey, R (6, PH) OBP: 0.392, SLG: 0.361 (6, 7)										2	0	1	1	0	0	0
Tim Foli, R (1, 6) OBP: 0.284, SLG: 0.294	S X 0-1 HR 3-H 1B		S X 0-1 ② 5-3		S X 0-1 ① F8	S X 0-1 ② L7			X 0-0 ① 6-3	5	1	1	1	0	0	2
Jim Dwyer, L (1, 7) OBP: 0.353, SLG: 0.364	B X 1-0 ① L7		S B X 1-1 PB BB 1B		X 0-0 ② 4-3	S B B S S B S 3-3 ③ K			S S S 0-3 ② K	3	0	1	0	0	0	1
Pepe Mangual, R (6, PH) OBP: 0.340, SLG: 0.337 (6, 9)										2	0	0	0	0	2	2
Mike Jorgensen, L (1, 3) OBP: 0.378, SLG: 0.422	X 0-0 1-H HR		B B B S B 4-1 PB 1-2 BB		X 0-0 3B 1B		S S S 0-3 ① K		S B X 1-1 FC5-4 1B	4	2	3	2	1	1	0
Larry Parrish, R (1, 5) OBP: 0.314, SLG: 0.410	S B S B C 2-3 ② K		S S B B B B B 4-2 FC5-4 1-2 2-3 BB		B X 1-0 1-H WP 3B		S B X 1-1 FC6-4 1B		B X 1-0 ③ FC5-4 1-2f	4	1	2	1	1	1	1
Gary Carter, R (1, 2) OBP: 0.360, SLG: 0.416	S B S S 1-3 ③ K		S X 0-1 ③ FC5-4 1-2f		B B X 2-0 ③ 3-H 1B		S X 0-1 ② F8			4	0	1	0	0	1	4
Jerry White, S (1, 8) OBP: 0.364, SLG: 0.423		S S B S 1-3 ① K		S B B B 4-1 F7 6-3 BB		X 0-0 WP 1B 2B	S B B X 2-1 ③ FC6-4 1-2f			3	1	1	0	1	1	1
Pete Mackanin, R (1, 4) OBP: 0.276, SLG: 0.375		B S S S T F B X 2-2 ② 5-3		B S S B X 2-1 ① 6-3 1-2		S B S B F S 2-3 ① K 2-3		S B S T F B X 2-2 ① 6-3		4	0	0	0	0	1	2
Don Carrithers, R (1, 1) OBP: 0.171, SLG: 0.286 Fred Scherman, L (2, 1) OBP: 0.111, SLG: 0.118 Jim Lyttle, L (4, PH) OBP: 0.333, SLG: 0.545 Donald DeMola, R (4, 1) Woodie Fryman, R (5, 1) OBP: 0.000, SLG: 0.000 Jose Morales, R (6, PH) OBP: 0.250, SLG: 0.357 Tony Scott, S (6, PR) OBP: 0.200, SLG: 0.238 Dennis Blair, R (6, 1) OBP: 0.176, SLG: 0.142 Chuck Taylor, R (6, 1) Ellis Valentine, R (8, PH) OBP: 0.000, SLG: 0.000 Dale Murray, R (8, 1) OBP: 0.013, SLG: 0.014		B X 1-0 ③ 5-3		S B B X 2-1 ② F7 2-3		B B B 4-0 1B BB		S B S T F B S 2-3 ② K	1 0 0 0 0 0 0 0 0 0 0 0 0 0 1 0 0 0 0 0 1 0 0 0 0 0 0 0 0 0 0 0 0 0 0 0 0 0 0 1 0 0 0 0 0 0 0 0 0 0 0 0 0 0 0 0 0 0 0 0 0 0 0 1 0 0 0 0 1 0 0 0 0 0 0 0 0							
Inning Stats	R: 3 H: 3 E: 1 LOB: 0 K: 2 BB: 0 S: 11 P: 15	R: 0 H: 0 E: 0 LOB: 0 K: 1 BB: 0 S: 9 P: 13	R: 0 H: 1 E: 0 LOB: 3 K: 0 BB: 2 S: 11 P: 22	R: 0 H: 0 E: 0 LOB: 1 K: 1 BB: 1 S: 9 P: 18	R: 2 H: 3 E: 0 LOB: 1 K: 0 BB: 0 S: 6 P: 9	R: 1 H: 2 E: 0 LOB: 2 K: 2 BB: 1 S: 13 P: 22	R: 0 H: 1 E: 0 LOB: 1 K: 1 BB: 0 S: 9 P: 12	R: 0 H: 0 E: 0 LOB: 0 K: 1 BB: 0 S: 11 P: 18	R: 0 H: 1 E: 0 LOB: 1 K: 1 BB: 0 S: 7 P: 9	1B: 8 SF: 0 2B: 1 SAC: 0 3B: 1 DP: 0 HR: 1 HBP: 0						

TOP

Montreal Expos @ Chicago Cubs

Wrigley Field, Chicago, IL

Sun Sep 28 1975, 3:33 AM CDT

Att. 9,764 - Sunny - 70 F

livebaseballscorecards.com

AB	37
R	6
H	11
RBI	5
BB	4
SO	9
LOB	15

PITCHER		IP	WLS	BF	H	R	ER	SO	BB	IBB	HBP	BLK	WP	HR	S	P	ERA	WHIP
Rick Reuschel, R ERA: 3.73	(1, 1)	5.1	W	27	8	6	6	5	4	0	0	0	2	1	51	88	10.12	2.250
Darold Knowles, L ERA: 5.81	(6, 1)	3.2	S	14	3	0	0	4	0	0	0	0	0	0	35	50	0.00	0.818

PITCHER	IP	WLS	BF	H	R	ER	SO	BB	IBB	HBP	BLK	WP	HR	S	P	ERA	WHIP

Batter	1	2	3	4	5	6	7	8	9	AB	R	H	RBI	BB	SO	LOB
Don Kessinger, S (1, 6) OBP: 0.317, SLG: 0.319	B S B B B 4-1 2B 3-1 BB	S S B B B B B 4-2 FC5-2-5 1-3 BB		B S S S 1-3 ② K	B B X 2-0 ③ 4-3		S F F B X 1-2 ② 4-3			3	1	0	0	2	1	2
Rick Monday, L (1, 8) OBP: 0.373, SLG: 0.446	B B B S X 3-1 3-1 WP 1-3 2B	S S B F B X 2-2 ② FC5-2-5 FC5-4 1-2 3-H		S S B B C 2-3 ③ K		X 0-0 ① 6-3	S X 0-1 ③ 4-3			5	1	1	0	0	1	3
Bill Madlock, R (1, 5) OBP: 0.402, SLG: 0.479	X 0-0 ① 3-1 2-3 3-H	S S X 0-2 ③ FC5-4 1-2f			S B S X 1-2 ① F4	B B S B B 4-1 S 1B BB		X 0-0 ① 3-4-1		4	1	0	1	1	0	3
Jose Cardenal, R (1, 7) OBP: 0.397, SLG: 0.423	B X 1-0 ② F9 3-H		B S S B B X 3-2 ① 4-3		S B S S F F X 1-2 1B 1B 2B	B B B B 4-0 1B 1-2 BB		S X 0-1 ② 6-3		4	1	1	0	1	0	0
Jerry Morales, R (1, 9) OBP: 0.328, SLG: 0.369	S B X 1-1 ③ 6-3		S B B S S X 2-2 ② F7		B S X 1-1 1B 2B 2-3 1B	X 0-0 1-3 2-H 1B		X 0-0 ③ F8		5	1	2	1	0	0	0
Andre Thornton, R (1, 3) OBP: 0.428, SLG: 0.516		S B X 1-1 HR	B B B S S B 4-2 BB		S B S X 1-2 2B 2-3 3-H 1B	S B B B 4-1 BB				2	2	2	2	2	0	0
Manny Trillo, R (1, 4) OBP: 0.306, SLG: 0.316		B S X 1-1 WP 1B 1B	S B S F F B B X 3-2 ③ 5-3		S S B S X 1-2 1B 1-H 3-H 2B	S B S S 2-3 ② K				4	2	2	2	0	1	4
George Mitterwald, R (1, 2) OBP: 0.285, SLG: 0.345		B S B S F F S 2-3 ① K 1-2		S B X 1-1 ① F9	S B X 1-1 ② F8	S B S B B X 3-2 ③ F7				4	0	0	0	0	1	5
Rick Reuschel, R (1, 1) OBP: 0.238, SLG: 0.273 Darold Knowles, L (6, 1) OBP: 0.125, SLG: 0.067		X 0-0 WP 2-H FC5-2-5 1B		X 0-0 2B	B S X 1-1 2-H 1B		B S S C 1-3 ① K			3 1	0 0	3 0	2 0	0 0	0 1	0 0
Inning Stats	R: 2 E: 0 K: 0 S: 7 H: 1 LOB: 0 BB: 1 P: 16	R: 2 E: 0 K: 1 S: 19 H: 3 LOB: 2 BB: 1 P: 29	R: 0 E: 0 K: 0 S: 13 H: 0 LOB: 1 BB: 1 P: 25	R: 0 E: 0 K: 2 S: 9 H: 1 LOB: 1 BB: 0 P: 13	R: 4 E: 0 K: 0 S: 21 H: 5 LOB: 1 BB: 0 P: 30	R: 1 E: 0 K: 1 S: 10 H: 1 LOB: 3 BB: 3 P: 27	R: 0 E: 0 K: 1 S: 9 H: 0 LOB: 0 BB: 0 P: 11	R: 0 E: 0 K: 0 S: 4 H: 0 LOB: 0 BB: 0 P: 4		1B: 6 2B: 4 3B: 0 HR: 1 SF: 0 SAC: 0 DP: 0 HBP: 0					

PITCHER		IP	WLS	BF	H	R	ER	SO	BB	IBB	HBP	BLK	WP	HR	S	P	ERA	WHIP
Don Carrithers, R ERA: 3.3	(1, 1)	1.1		9	4	4	4	1	1	0	0	0	2	1	17	30	27.00	3.750
Fred Scherman, L ERA: 3.79	(2, 1)	1.2		7	0	0	0	0	2	0	0	0	1	0	22	40	0.00	1.200
Donald DeMola, R ERA: 4.15	(4, 1)	1.2	L	11	6	4	4	2	0	0	0	0	0	0	29	40	21.60	3.600
Woodie Fryman, L ERA: 3.32	(5, 1)	0.1		1	0	0	0	0	0	0	0	0	0	0	1	3	0.00	0.000
Dennis Blair, R ERA: 3.8	(6, 1)	0.1		5	1	1	1	0	3	0	0	0	0	0	4	16	27.00	12.000

PITCHER		IP	WLS	BF	H	R	ER	SO	BB	IBB	HBP	BLK	WP	HR	S	P	ERA	WHIP
Chuck Taylor, R ERA: 3.53	(6, 1)	1.2		5	0	0	0	2	0	0	0	0	0	0	15	22	0.00	0.000
Dale Murray, R ERA: 3.96	(8, 1)	1.0		3	0	0	0	0	0	0	0	0	0	0	4	4	0.00	0.000

Montreal Expos @ Chicago Cubs

Wrigley Field, Chicago, IL

Sun Sep 28 1975, 3:33 AM CDT

Att. 9,764 - Sunny - 70 F

BOTTOM

livebaseballscorecards.com

AB	35
R	9
H	11
RBI	8
BB	6
SO	5
LOB	17

1B: 6	SF: 0	WP: 4	PA: 41
2B: 4	SAC: 0	PB: 0	
3B: 0	DP: 0	SB: 1	
HR: 1	HBP: 0	CS: 0	