

# Montreal Expos - 1975

Batter	1	2	3	4	5	6	7	8	9	AB	R	H	RBI	BB	SO	LOB	TOP				
Tony Scott, S (1, 7) OBP: 0.400, SLG: 0.500										4	1	2	1	1	1	3	<b>Montreal Expos @ St. Louis Cardinals</b> Busch Stadium, St. Louis, MO Mon Apr 07 1975, 7:05 PM CDT Att: 31,769 - Unknown				
Tim Foli, R (1, 6) OBP: 0.400, SLG: 0.600										5	2	2	0	0	1	3					
Pepe Mangual, R (1, 8) OBP: 0.600, SLG: 0.500										4	1	2	1	1	2	1					
Mike Jorgensen, L (1, 3)									4	0	0	0	1	1	4						
Barry Foote, R (1, 2)										5	1	0	0	0	1	6					
Gary Carter, R (1, 9) OBP: 0.800, SLG: 1.500										4	1	3	4	1	0	0					
Pete Mackanin, R (1, 4) OBP: 0.200, SLG: 0.200										5	0	1	0	0	2	4					
Larry Parrish, R (1, 5) OBP: 0.250, SLG: 0.250											4	1	1	0	0	3		0			
Dave McNally, R (1, 1)										2	0	0	0	1	2	2					
Larry Bittner, L (8, PH) OBP: 1.000, SLG: 1.000										1	0	1	0	0	0	0					
Jerry White, S (8, PR)										0	1	0	0	0	0	0					
Dale Murray, R (8, 1)										0	0	0	0	0	0	0					
<b>Inning Stats</b>	R: 2 E: 0 K: 2 S: 10	H: 3 LOB: 2 BB: 1 P: 14	R: 0 E: 0 K: 3 S: 9	H: 0 LOB: 0 BB: 0 P: 9	R: 0 E: 0 K: 1 S: 5	H: 0 LOB: 1 BB: 1 P: 9	R: 0 E: 0 K: 1 S: 7	H: 2 LOB: 2 BB: 0 P: 7	R: 1 E: 0 K: 1 S: 6	H: 1 LOB: 1 BB: 1 P: 14	R: 0 E: 0 K: 2 S: 7	H: 0 LOB: 0 BB: 0 P: 7	R: 0 E: 0 K: 1 S: 8	H: 3 LOB: 2 BB: 0 P: 8	R: 3 E: 1 K: 1 S: 8	H: 2 LOB: 0 BB: 0 P: 8	1B: 8 2B: 2 3B: 0 HR: 1	SF: 0 SAC: 1 DP: 0 HBP: 0	WP: 1 PB: 0 SB: 1 CS: 0	PA: 44	
<b>PITCHER</b>	IP WLS BF H R ER SO BB IBB HBP BLK WP HR S P ERA WHIP	IP WLS BF H R ER SO BB IBB HBP BLK WP HR S P ERA WHIP	IP WLS BF H R ER SO BB IBB HBP BLK WP HR S P ERA WHIP	IP WLS BF H R ER SO BB IBB HBP BLK WP HR S P ERA WHIP	IP WLS BF H R ER SO BB IBB HBP BLK WP HR S P ERA WHIP	IP WLS BF H R ER SO BB IBB HBP BLK WP HR S P ERA WHIP	IP WLS BF H R ER SO BB IBB HBP BLK WP HR S P ERA WHIP	IP WLS BF H R ER SO BB IBB HBP BLK WP HR S P ERA WHIP	IP WLS BF H R ER SO BB IBB HBP BLK WP HR S P ERA WHIP	IP WLS BF H R ER SO BB IBB HBP BLK WP HR S P ERA WHIP	IP WLS BF H R ER SO BB IBB HBP BLK WP HR S P ERA WHIP	IP WLS BF H R ER SO BB IBB HBP BLK WP HR S P ERA WHIP	IP WLS BF H R ER SO BB IBB HBP BLK WP HR S P ERA WHIP	IP WLS BF H R ER SO BB IBB HBP BLK WP HR S P ERA WHIP	IP WLS BF H R ER SO BB IBB HBP BLK WP HR S P ERA WHIP	IP WLS BF H R ER SO BB IBB HBP BLK WP HR S P ERA WHIP	IP WLS BF H R ER SO BB IBB HBP BLK WP HR S P ERA WHIP	IP WLS BF H R ER SO BB IBB HBP BLK WP HR S P ERA WHIP	IP WLS BF H R ER SO BB IBB HBP BLK WP HR S P ERA WHIP	IP WLS BF H R ER SO BB IBB HBP BLK WP HR S P ERA WHIP	IP WLS BF H R ER SO BB IBB HBP BLK WP HR S P ERA WHIP

AB	38
R	8
H	11
RBI	7
BB	5
SO	13
LOB	23



Batter	1	2	3	4	5	6	7	8	9	AB	R	H	RBI	BB	SO	LOB	BOTTOM					
Lou Brock, L (1, 7) OBP: 0.200, SLG: 0.200										5	1	1	0	0	0	1	<b>Montreal Expos @ St. Louis Cardinals</b> Busch Stadium, St. Louis, MO Mon Apr 07 1975, 7:05 PM CDT Att: 31,769 - Unknown					
Ted Sizemore, R (1, 4) OBP: 0.600, SLG: 0.800										5	1	3	0	0	1	0						
Bake McBride, L (1, 8) OBP: 0.400, SLG: 0.400										5	1	2	1	0	1	2						
Reggie Smith, S (1, 9) OBP: 0.750, SLG: 1.667										3	1	2	1	1	0	1						
Ted Simmons, S (1, 2)										4	0	0	0	0	0	4						
Keith Hernandez, L (1, 3)										4	0	0	0	0	1	4						
Ken Reitz, R (1, 5) OBP: 0.250, SLG: 0.250										4	0	1	0	0	0	0						
Ed Brinkman, R (1, 6)										3	0	0	0	0	0	1						
Jim Dwyer, L (8, PH)										1	0	0	0	0	0	0						
Elias Sosa, R (9, 1)										0	0	0	0	0	0	0						
Bob Gibson, R (1, 1)										2	0	0	0	1	1	1						
Ron Fairly, L (8, PH)										1	0	0	0	0	0	0						
Mike Tyson, R (9, 6)										0	0	0	0	0	0	0						
<b>Inning Stats</b>	R: 0 E: 0 K: 0 S: 4	H: 1 LOB: 2 BB: 1 P: 8	R: 0 E: 0 K: 1 S: 6	H: 1 LOB: 1 BB: 0 P: 6	R: 2 E: 2 K: 0 S: 6	H: 2 LOB: 1 BB: 0 P: 6	R: 0 E: 0 K: 0 S: 3	H: 0 LOB: 1 BB: 1 P: 7	R: 2 E: 1 K: 1 S: 7	H: 3 LOB: 0 BB: 0 P: 7	R: 0 E: 0 K: 0 S: 3	H: 0 LOB: 0 BB: 0 P: 3	R: 0 E: 1 K: 0 S: 6	H: 2 LOB: 3 BB: 0 P: 6	R: 0 E: 0 K: 0 S: 3	H: 0 LOB: 0 BB: 0 P: 3	R: 0 E: 0 K: 2 S: 7	H: 0 LOB: 0 BB: 0 P: 7	1B: 7 2B: 1 3B: 0 HR: 1	SF: 0 SAC: 0 DP: 0 HBP: 0	WP: 1 PB: 0 SB: 0 CS: 0	PA: 39
<b>PITCHER</b>	IP WLS BF H R ER SO BB IBB HBP BLK WP HR S P ERA WHIP	IP WLS BF H R ER SO BB IBB HBP BLK WP HR S P ERA WHIP	IP WLS BF H R ER SO BB IBB HBP BLK WP HR S P ERA WHIP	IP WLS BF H R ER SO BB IBB HBP BLK WP HR S P ERA WHIP	IP WLS BF H R ER SO BB IBB HBP BLK WP HR S P ERA WHIP	IP WLS BF H R ER SO BB IBB HBP BLK WP HR S P ERA WHIP	IP WLS BF H R ER SO BB IBB HBP BLK WP HR S P ERA WHIP	IP WLS BF H R ER SO BB IBB HBP BLK WP HR S P ERA WHIP	IP WLS BF H R ER SO BB IBB HBP BLK WP HR S P ERA WHIP	IP WLS BF H R ER SO BB IBB HBP BLK WP HR S P ERA WHIP	IP WLS BF H R ER SO BB IBB HBP BLK WP HR S P ERA WHIP	IP WLS BF H R ER SO BB IBB HBP BLK WP HR S P ERA WHIP	IP WLS BF H R ER SO BB IBB HBP BLK WP HR S P ERA WHIP	IP WLS BF H R ER SO BB IBB HBP BLK WP HR S P ERA WHIP	IP WLS BF H R ER SO BB IBB HBP BLK WP HR S P ERA WHIP	IP WLS BF H R ER SO BB IBB HBP BLK WP HR S P ERA WHIP	IP WLS BF H R ER SO BB IBB HBP BLK WP HR S P ERA WHIP	IP WLS BF H R ER SO BB IBB HBP BLK WP HR S P ERA WHIP	IP WLS BF H R ER SO BB IBB HBP BLK WP HR S P ERA WHIP	IP WLS BF H R ER SO BB IBB HBP BLK WP HR S P ERA WHIP	IP WLS BF H R ER SO BB IBB HBP BLK WP HR S P ERA WHIP	





Batter	1	2	3	4	5	6	7	8	9	AB	R	H	RBI	BB	SO	LOB	TOP
Tony Scott, S (1, 7) OBP: 0.375, SLG: 0.429	F7			F9			G1-6-3 1B			3	0	1	0	0	0	0	<b>Montreal Expos @ St. Louis Cardinals</b> Busch Stadium, St. Louis, MO Wed Apr 09 1975, 3:33 AM CDT Att: 7,469 - Unknown <a href="http://livebaseballscores.com">livebaseballscores.com</a>
Tim Foli, R (1, 6) OBP: 0.250, SLG: 0.375	6-3			4-1			G1-6-3 1-2			3	0	0	0	0	0	1	
Pepe Mangual, R (1, 8) OBP: 0.375, SLG: 0.286	K2-3			4-3			5-3			3	0	0	0	0	1	0	
Mike Jorgensen, L (1, 3)		F7			F8			4-3		3	0	0	0	0	0	0	
Barry Foote, R (1, 2) OBP: 0.125, SLG: 0.125		G1-6-3 1B			6-3			F8		3	0	1	0	0	0	0	
Gary Carter, R (1, 9) OBP: 0.500, SLG: 0.857		G1-6-3 1-2			F3			K		3	0	0	0	0	1	1	
Pete Mackanin, R (1, 4) OBP: 0.125, SLG: 0.125			K2-3			5-3			6-3	3	0	0	0	0	1	0	
Larry Parrish, R (1, 5) OBP: 0.143, SLG: 0.143			K			5-3			6-3	3	0	0	0	0	1	0	
Steve Rogers, R (1, 1)										2	0	0	0	0	1	0	
Chuck Taylor, R (7, 1)										0	0	0	0	0	0	0	
Pat Scanlon, L (9, PH)										1	0	0	0	0	1	0	
<b>Inning Stats</b>	R: 0 E: 0 K: 1 S: 5	H: 0 LOB: 0 BB: 0 P: 5	R: 0 E: 0 K: 0 S: 3	H: 1 LOB: 0 BB: 0 P: 3	R: 0 E: 0 K: 3 S: 9	H: 0 LOB: 0 BB: 0 P: 9	R: 0 E: 0 K: 0 S: 3	H: 0 LOB: 0 BB: 0 P: 3	R: 0 E: 0 K: 0 S: 3	H: 1 LOB: 0 BB: 0 P: 3	R: 0 E: 0 K: 1 S: 5	H: 0 LOB: 0 BB: 0 P: 5	R: 0 E: 0 K: 1 S: 5	H: 0 LOB: 0 BB: 0 P: 5	1B: 2 2B: 0 3B: 0 HR: 0	SF: 0 SAC: 0 DP: 2 HBP: 0	WP: 0 PA: 27 PB: 0 SB: 0 CS: 0
<b>PITCHER</b> Bob Forsch, R (1, 1) ERA: 0.00	IP: 9.0 WLS: W BF: 27 H: 2 R: 0 ER: 0 SO: 6 BB: 0 IBB: 0 HBP: 0 BLK: 0 WP: 0 HR: 0 S: 39 P: 39 ERA: 0.00 WHIP: 0.222																

Batter	1	2	3	4	5	6	7	8	9	AB	R	H	RBI	BB	SO	LOB	BOTTOM
Lou Brock, L (1, 7) OBP: 0.600, SLG: 0.500	S 1B BB	1B						G6-4-3 1B		3	1	3	0	2	0	0	<b>Montreal Expos @ St. Louis Cardinals</b> Busch Stadium, St. Louis, MO Wed Apr 09 1975, 3:33 AM CDT Att: 7,469 - Unknown <a href="http://livebaseballscores.com">livebaseballscores.com</a>
Ted Sizemore, R (1, 4) OBP: 0.500, SLG: 0.600	K	FC4 1B		F3		G6-4-3 1-2		1B		5	0	2	1	0	1	4	
Bake McBride, L (1, 8) OBP: 0.300, SLG: 0.222	1B SF9 BB	K			4-3			4-3		4	1	0	0	1	2	5	
Reggie Smith, S (1, 9)	1B	FC4			3-1			2B BB		3	1	1	1	1	0	3	
Ted Simmons, S (1, 2) OBP: 0.250, SLG: 0.429	SF9			F3				1B		3	0	2	2	0	0	0	
Keith Hernandez, L (1, 3) OBP: 0.375, SLG: 0.286				6-3				2B		3	0	2	0	1	0	0	
Ken Reitz, R (1, 5) OBP: 0.125, SLG: 0.125	1-3 1B			6-3				1B		4	0	0	0	0	0	6	
Ed Brinkman, R (1, 6) OBP: 0.143, SLG: 0.143				F9				1B 1B		4	0	1	0	0	0	0	
Bob Forsch, R (1, 1) OBP: 0.500, SLG: 0.333		1B 1B HBP			5-3			K		3	1	1	0	0	1	1	
<b>Inning Stats</b>	R: 2 E: 0 K: 1 S: 7	H: 2 LOB: 2 BB: 2 P: 15	R: 0 E: 0 K: 1 S: 7	H: 2 LOB: 3 BB: 0 P: 8	R: 0 E: 0 K: 0 S: 3	H: 0 LOB: 0 BB: 0 P: 3	R: 0 E: 0 K: 0 S: 4	H: 1 LOB: 1 BB: 0 P: 4	R: 0 E: 0 K: 0 S: 5	H: 2 LOB: 2 BB: 0 P: 5	R: 1 E: 0 K: 0 S: 3	H: 1 LOB: 1 BB: 2 P: 11	R: 1 E: 0 K: 1 S: 6	H: 2 LOB: 2 BB: 1 P: 10	1B: 11 2B: 2 3B: 0 HR: 0	SF: 1 SAC: 0 DP: 3 HBP: 1	WP: 0 PA: 39 PB: 0 SB: 1 CS: 1
<b>PITCHER</b> Steve Rogers, R (1, 1) ERA: 4.26	IP: 6.1 WLS: L BF: 33 H: 10 R: 3 ER: 3 SO: 3 BB: 3 IBB: 1 HBP: 1 BLK: 0 WP: 0 HR: 0 S: 34 P: 51 ERA: 4.26 WHIP: 2.053																
<b>PITCHER</b> Chuck Taylor, R (7, 1) ERA: 5.4	IP: 1.2 WLS: L BF: 6 H: 2 R: 1 ER: 1 SO: 1 BB: 0 IBB: 0 HBP: 0 BLK: 0 WP: 0 HR: 0 S: 7 P: 11 ERA: 5.40 WHIP: 1.800																



Batter	1	2	3	4	5	6	7	8	9	AB	R	H	RBI	BB	SO	LOB	TOP					
Larry Lintz, S (1.4)	F8	F7			6-3			4-3		0	0	0	0	0	0	0	<b>Montreal Expos @ St. Louis Cardinals</b> Busch Stadium, St. Louis, MO Thu Apr 10 1975, 3:33 AM CDT Att: 11,086 - Unknown					
Tony Scott, S (1.7) OBP: 0.417, SLG: 0.333	G3		6-3 BB		CS HBP			K		2	0	0	0	1	1	0						
Tim Foli, R (1.6) OBP: 0.250, SLG: 0.333	E6 1B		6-3		CS			F9		4	1	1	0	0	0	1						
Mike Jorgensen, L (1.3) OBP: 0.333, SLG: 0.500	1B				FC4-6 G6-4-3			FC4-6 HBP		3	1	2	1	0	0	1						
Pepe Mangual, R (1.8) OBP: 0.333, SLG: 0.273	1B		HR		G6-4-3			FC4-6		4	0	1	1	0	0	2						
Barry Foote, R (1.2) OBP: 0.167, SLG: 0.091	K				G4-3 BB			F2		3	0	0	0	1	1	3						
Gary Carter, R (1.9) OBP: 0.455, SLG: 0.700					G4-3			5-3		3	0	1	0	0	0	1						
Larry Parrish, R (1.5) OBP: 0.100, SLG: 0.100					5-3			F7		3	0	0	0	0	0	1						
Dale Murray, R (7.1)		4-3			5-3					0	0	0	0	0	0	0						
Woodie Fryman, R (1.1) Pepe Frias, R (7.5) Pete Mackanin, R (8. PH) OBP: 0.111, SLG: 0.111		6-3			6-3			K		2	0	0	0	0	0	1						
<b>Inning Stats</b>	R: 1 E: 1 K: 1 S: 8	H: 2 LOB: 2 BB: 0 P: 8	R: 0 E: 0 K: 0 S: 4	H: 1 LOB: 1 BB: 0 P: 4	R: 1 E: 0 K: 0 S: 3	H: 1 LOB: 0 BB: 1 P: 7	R: 0 E: 0 K: 0 S: 2	H: 0 LOB: 0 BB: 0 P: 6	R: 0 E: 0 K: 0 S: 2	H: 0 LOB: 0 BB: 0 P: 3	R: 0 E: 0 K: 0 S: 3	H: 1 LOB: 0 BB: 0 P: 3	R: 0 E: 0 K: 0 S: 3	H: 0 LOB: 0 BB: 0 P: 3	R: 0 E: 0 K: 2 S: 7	H: 0 LOB: 0 BB: 0 P: 7	R: 0 E: 0 K: 0 S: 3	H: 0 LOB: 1 BB: 0 P: 4	1B: 4 2B: 0 3B: 0 HR: 1	SF: 0 SAC: 0 DP: 2 HBP: 2	WP: 0 PB: 0 SB: 0 CS: 1	PA: 34
<b>PITCHER</b>	IP WLS BF H R ER SO BB IBB HBP BLK WP HR S P ERA WHIP																					
John Denny, R (1.1) ERA: 1.29	7.0 W 26 5 2 1 1 2 0 0 1 0 0 1 25 34 1.29 1.000																					
Al Hrabosky, L (8.1) ERA:	2.0 S 7 0 0 0 2 0 0 1 0 0 0 10 11 0.00 0.000																					

Batter	1	2	3	4	5	6	7	8	9	AB	R	H	RBI	BB	SO	LOB	BOTTOM			
Lou Brock, L (1.7) OBP: 0.533, SLG: 0.500	K		K		K			FC6-4 IBB		4	0	1	3	1	3	2	<b>Montreal Expos @ St. Louis Cardinals</b> Busch Stadium, St. Louis, MO Thu Apr 10 1975, 3:33 AM CDT Att: 11,086 - Unknown			
Ted Sizemore, R (1.4) OBP: 0.400, SLG: 0.467	F8				F6			FC6-4 FC4-6		5	0	1	1	0	0	4				
Bake McBride, L (1.8) OBP: 0.357, SLG: 0.308	F8				BB 1B			FC4-6		4	1	2	0	0	0	2				
Reggie Smith, S (1.9) OBP: 0.500, SLG: 0.700		F7			F5			F7		4	0	1	0	0	0	2				
Ted Simmons, S (1.2) OBP: 0.250, SLG: 0.300		K			3B BB			K		3	1	0	0	1	2	2				
Keith Hernandez, L (1.3) OBP: 0.333, SLG: 0.455		4-3			3B 1H 2H			F5		4	1	1	2	0	0	2				
Ken Reitz, R (1.5) OBP: 0.333, SLG: 0.273					F9			SH5-4 FC6-4		3	2	2	0	1	0	1				
Ed Brinkman, R (1.6) OBP: 0.200, SLG: 0.200					FC6-4 SH1-4			E1 FC6-4 SH5-4		3	0	1	0	0	0	2				
Ron Fairly, L (8. PH) Mike Tyson, R (9.6)					SH1-4			FC3-2 BB		1	1	0	0	0	0	3				
John Denny, R (1.1) Jim Dwyer, L (7. PH) Al Hrabosky, R (8.1)					SH1-4			SH5-4		0	0	0	0	0	1	1				
<b>Inning Stats</b>	R: 0 E: 0 K: 1 S: 5	H: 0 LOB: 0 BB: 0 P: 5	R: 0 E: 0 K: 1 S: 5	H: 0 LOB: 0 BB: 0 P: 5	R: 0 E: 0 K: 1 S: 6	H: 1 LOB: 1 BB: 0 P: 6	R: 2 E: 0 K: 0 S: 5	H: 3 LOB: 1 BB: 1 P: 9	R: 0 E: 0 K: 2 S: 8	H: 1 LOB: 1 BB: 0 P: 8	R: 0 E: 0 K: 1 S: 6	H: 1 LOB: 1 BB: 0 P: 6	R: 1 E: 1 K: 0 S: 4	H: 0 LOB: 2 BB: 2 P: 12	R: 4 E: 1 K: 0 S: 7	H: 3 LOB: 1 BB: 1 P: 11	1B: 7 2B: 1 3B: 1 HR: 0	SF: 0 SAC: 2 DP: 0 HBP: 0	WP: 0 PB: 0 SB: 1 CS: 0	PA: 38
<b>PITCHER</b>	IP WLS BF H R ER SO BB IBB HBP BLK WP HR S P ERA WHIP																			
Woodie Fryman, L (1.1) ERA: 3.0	6.0 L 24 6 2 2 2 1 0 0 0 0 0 35 39 3.00 1.167																			
Dale Murray, R (7.1) ERA:	2.0 L 14 3 5 0 0 2 1 0 0 0 0 11 23 0.00 2.500																			





Batter	1	2	3	4	5	6	7	8	9	AB	R	H	RBI	BB	SO	LOB	TOP			
Larry Lintz, S OBP: 0.250, SLG: 0.250 (1.4)										4	0	2	0	0	0	1				
Tony Scott, S OBP: 0.375, SLG: 0.308 (1.7)										4	0	1	0	0	0	2				
Tim Foli, R OBP: 0.188, SLG: 0.250 (1.6)										4	0	0	0	0	0	3				
Mike Jorgensen, L OBP: 0.313, SLG: 0.500 (1.3)										4	0	1	0	0	0	0				
Pepe Mangual, R OBP: 0.313, SLG: 0.267 (1.8)										4	1	1	0	0	1	1				
Gary Carter, R OBP: 0.467, SLG: 0.692 (1.9)										3	0	1	1	1	0	0				
Barry Foote, R OBP: 0.133, SLG: 0.071 (1.2)										3	0	0	0	0	0	3				
Larry Parrish, R OBP: 0.077, SLG: 0.077 (1.5)										3	0	0	0	0	1	0				
Dennis Blair, R (1.1)										2	0	0	0	1	0	0				
<b>Inning Stats</b>	R: 0 E: 0 K: 0 S: 3	H: 2 LOB: 0 BB: 0 P: 3	R: 1 E: 0 K: 0 S: 4	H: 2 LOB: 0 BB: 0 P: 4	R: 0 E: 0 K: 0 S: 3	H: 0 LOB: 1 BB: 1 P: 7	R: 0 E: 0 K: 1 S: 6	H: 1 LOB: 2 BB: 1 P: 10	R: 0 E: 0 K: 0 S: 5	H: 0 LOB: 0 BB: 0 P: 3	R: 0 E: 0 K: 1 S: 5	H: 0 LOB: 0 BB: 0 P: 5	R: 0 E: 0 K: 0 S: 3	H: 0 LOB: 0 BB: 0 P: 3	R: 0 E: 0 K: 0 S: 3	H: 0 LOB: 0 BB: 0 P: 3	1B: 4 2B: 3 3B: 0 HR: 0	SF: 0 SAC: 0 DP: 2 HBP: 0	WP: 0 PB: 0 SB: 1 CS: 1	PA: 33
<b>PITCHER</b> Ray Burris, R ERA: 1.0 (1.1)	IP: 9.0 WLS: W BF: 33 H: 6 R: 1 ER: 1 SO: 2 BB: 1 IBB: 1 HBP: 0 BLK: 0 WP: 0 HR: 0 S: 35 P: 43 ERA: 1.00 WHIP: 0.778																			

**Montreal Expos @ Chicago Cubs**  
Wrigley Field, Chicago, IL  
Fri Apr 11 1975, 3:33 AM CDT  
Att: 2,109 - Sunny

AB	31
R	1
H	6
RBI	1
BB	2
SO	2
LOB	10



Batter	1	2	3	4	5	6	7	8	9	AB	R	H	RBI	BB	SO	LOB	BOTTOM			
Don Kessinger, S OBP: 0.333, SLG: 0.143 (1.6)										3	0	0	0	1	0	3				
Jose Cardenal, R OBP: 0.444, SLG: 0.286 (1.7)										3	0	0	0	1	0	0				
Bill Madlock, R OBP: 0.111, SLG: 0.222 (1.5)										4	0	0	0	0	0	2				
Rick Monday, L OBP: 0.556, SLG: 0.889 (1.8)										4	1	2	0	0	0	2				
Jerry Morales, R OBP: 0.333, SLG: 0.375 (1.9)										3	1	1	0	1	0	3				
Ralph LaCock, L (1.3)										3	0	0	1	0	0	2				
Manny Trillo, R OBP: 0.250, SLG: 0.143 (1.4)										3	0	1	0	1	0	1				
Steve Swisher, R OBP: 0.571, SLG: 0.833 (1.2)										2	0	1	0	1	1	2				
Ray Burris, R (1.1)										2	0	0	1	1	0	1				
<b>Inning Stats</b>	R: 0 E: 0 K: 0 S: 2	H: 0 LOB: 1 BB: 2 P: 10	R: 1 E: 0 K: 0 S: 4	H: 2 LOB: 2 BB: 2 P: 12	R: 0 E: 1 K: 0 S: 4	H: 1 LOB: 1 BB: 0 P: 4	R: 0 E: 0 K: 0 S: 3	H: 0 LOB: 1 BB: 1 P: 7	R: 0 E: 0 K: 0 S: 3	H: 0 LOB: 0 BB: 0 P: 3	R: 0 E: 0 K: 1 S: 6	H: 1 LOB: 2 BB: 1 P: 10	R: 0 E: 0 K: 0 S: 3	H: 0 LOB: 0 BB: 0 P: 3	R: 1 E: 1 K: 0 S: 5	H: 1 LOB: 1 BB: 0 P: 5	1B: 4 2B: 1 3B: 0 HR: 0	SF: 1 SAC: 0 DP: 3 HBP: 0	WP: 0 PB: 0 SB: 0 CS: 0	PA: 34
<b>PITCHER</b> Dennis Blair, R ERA: 1.13 (1.1)	IP: 8.0 WLS: L BF: 34 H: 5 R: 2 ER: 1 SO: 1 BB: 6 IBB: 0 HBP: 0 BLK: 0 WP: 0 HR: 0 S: 30 P: 54 ERA: 1.12 WHIP: 1.375																			

**Montreal Expos @ Chicago Cubs**  
Wrigley Field, Chicago, IL  
Fri Apr 11 1975, 3:33 AM CDT  
Att: 2,109 - Sunny

AB	27
R	2
H	5
RBI	2
BB	6
SO	1
LOB	16










Batter	1	2	3	4	5	6	7	8	9	AB	R	H	RBI	BB	SO	LOB	TOP		
Larry Lintz, S OBP: 0.188, SLG: 0.133	G3			G3		F7		F8		4	0	0	0	0	0	0			
Tim Foli, R OBP: 0.280, SLG: 0.360	K			6-3						4	0	2	0	0	1	0			
Mike Jorgensen, L OBP: 0.292, SLG: 0.381	6-3			FC6-4 1B		F5				4	0	1	0	0	0	2			
Gary Carter, R OBP: 0.391, SLG: 0.500		K		FC6-4 1-2				F9		4	0	0	0	0	2	1			
Pepe Mangual, R OBP: 0.364, SLG: 0.263		K			WP 4-3 BB			F9		2	0	0	0	1	1	0			
Barry Foote, R OBP: 0.136, SLG: 0.095		K			L6			E4		3	0	0	0	0	1	1			
Tony Scott, S OBP: 0.304, SLG: 0.250					4-3			F8		3	0	1	0	0	0	2			
Larry Parrish, R OBP: 0.150, SLG: 0.200				K	6-3			5-3		3	0	0	0	0	1	2			
Steve Rogers, R John Montague, R Larry Bittner, L Donald DeMola, R Pat Scanlon, L Chuck Taylor, R	4-3					F7		K		1	0	0	0	0	0	0			
<b>Inning Stats</b>	R: 0 E: 0 K: 1 S: 5	H: 0 LOB: 0 BB: 0 P: 5	R: 0 E: 0 K: 3 S: 9	H: 0 LOB: 0 BB: 0 P: 9	R: 0 E: 0 K: 1 S: 5	H: 1 LOB: 0 BB: 0 P: 5	R: 0 E: 0 K: 0 S: 4	H: 1 LOB: 1 BB: 0 P: 4	R: 0 E: 0 K: 0 S: 3	H: 0 LOB: 1 BB: 1 P: 7	R: 0 E: 0 K: 1 S: 6	H: 0 LOB: 1 BB: 0 P: 6	R: 0 E: 0 K: 1 S: 5	H: 0 LOB: 0 BB: 0 P: 5	R: 0 E: 0 K: 0 S: 3	H: 1 LOB: 0 BB: 3 P: 3	1B: 4 2B: 0 3B: 0 HR: 0	SF: 0 SAC: 0 DP: 1 HBP: 0	WP: 1 PA: 31 PB: 0 SB: 0 CS: 1
<b>PITCHER</b> Steve Stone, R ERA:	IP: 9.0 WLS: W BF: 31 H: 4 R: 0 ER: 0 SO: 7 BB: 1 IBB: 0 HBP: 0 BLK: 0 WP: 1 HR: 0 S: 44 P: 48 ERA: 0.00 WHIP: 0.556																		

**Montreal Expos @ Chicago Cubs**  
Wrigley Field, Chicago, IL  
Sun Apr 13 1975, 3:33 AM CDT  
Att: 12,433 - Unknown


AB	30
R	0
H	4
RBI	0
BB	1
SO	7
LOB	8



Batter	1	2	3	4	5	6	7	8	9	AB	R	H	RBI	BB	SO	LOB	BOTTOM		
Don Kessinger, S OBP: 0.333, SLG: 0.077	1B G3 BB		E6 4-3 BB G3		2B 1-3 BB	F7		FC6-4 BB		2	2	0	0	3	0	1			
Jose Cardenal, R OBP: 0.556, SLG: 0.417	G3		G3 4-3 1B BB		1-3		F8 1B BB	F8		3	2	0	0	2	0	4			
Bill Madlock, R OBP: 0.222, SLG: 0.333	FC6-4 1B		4-3		E 2B	F8		FC6-4		5	1	2	1	0	0	5			
Rick Monday, L OBP: 0.529, SLG: 0.714	K		G3 1B IBB		PB 1B IBB		1B BB			1	2	0	0	3	1	2			
Jerry Morales, R OBP: 0.412, SLG: 0.438	FC6-4		G3		G6-4-3 1B		1B BB			4	0	2	3	0	0	4			
Ralph LaCock, L OBP: 0.250, SLG: 0.111		F8	None 1B		G6-4-3 1-2		K			4	0	1	2	0	1	3			
Manny Trillo, R OBP: 0.250, SLG: 0.200		FC5-4 1B		F8		K		P3		4	0	1	0	0	1	2			
Steve Swisher, R OBP: 0.400, SLG: 0.500		FC5-4 1-2		K		5-3		BB 1B		4	0	1	0	0	1	1			
Steve Stone, R OBP: 0.250, SLG: 0.250		1-3		F9		1B		K		4	0	1	0	0	1	2			
<b>Inning Stats</b>	R: 0 E: 0 K: 1 S: 6	H: 1 LOB: 2 BB: 1 P: 10	R: 0 E: 0 K: 0 S: 4	H: 1 LOB: 1 BB: 0 P: 4	R: 3 E: 1 K: 0 S: 4	H: 1 LOB: 1 BB: 2 P: 12	R: 0 E: 0 K: 1 S: 5	H: 0 LOB: 0 BB: 0 P: 5	R: 3 E: 0 K: 0 S: 4	H: 2 LOB: 0 BB: 2 P: 12	R: 0 E: 0 K: 1 S: 6	H: 1 LOB: 1 BB: 0 P: 6	R: 1 E: 0 K: 1 S: 6	H: 1 LOB: 2 BB: 2 P: 14	R: 0 E: 0 K: 1 S: 6	H: 1 LOB: 2 BB: 1 P: 10	1B: 7 2B: 1 3B: 0 HR: 0	SF: 0 SAC: 0 DP: 1 HBP: 0	WP: 0 PA: 39 PB: 1 SB: 0 CS: 0
<b>PITCHER</b> Steve Rogers, R ERA: 4.22 John Montague, R ERA Donald DeMola, R ERA: 4.5 Chuck Taylor, R ERA: 3.38	IP: 4.1 WLS: L BF: 24 H: 5 R: 6 ER: 2 SO: 2 BB: 3 IBB: 2 HBP: 0 BLK: 0 WP: 0 HR: 0 S: 22 P: 42 ERA: 4.15 WHIP: 1.846																		

**Montreal Expos @ Chicago Cubs**  
Wrigley Field, Chicago, IL  
Sun Apr 13 1975, 3:33 AM CDT  
Att: 12,433 - Unknown

AB	31
R	7
H	8
RBI	6
BB	8
SO	5
LOB	24





Batter	1	2	3	4	5	6	7	8	9	AB R H RBI BB SO LOB	TOP							
Larry Lintz, S OBP: 0.250, SLG: 0.167 (1, 4)										3 1 1 0 1 1 0	<b>Montreal Expos @ Pittsburgh Pirates</b> Three Rivers Stadium, Pittsburgh, PA Wed Apr 16 1975, 7:05 PM EDT Att. 4,807 - Unknown							
Tim Foli, R OBP: 0.300, SLG: 0.367 (1, 6)										5 1 2 0 0 0 2								
Gary Carter, R OBP: 0.357, SLG: 0.417 (1, 9)										4 0 0 0 1 0 4								
Mike Jorgensen, L OBP: 0.276, SLG: 0.333 (1, 3)										3 1 0 1 1 0 2								
Pepe Mangual, R OBP: 0.346, SLG: 0.261 (1, 8)										4 0 1 1 0 2 1								
Tony Scott, S OBP: 0.333, SLG: 0.292 (1, 7)										4 1 2 1 0 2 0								
Barry Foote, R OBP: 0.154, SLG: 0.160 (1, 2)										4 0 1 1 0 0 2								
Larry Parrish, R OBP: 0.208, SLG: 0.348 (1, 5)										3 1 1 1 1 0 0								
Woodie Fryman, R OBP: 0.167, SLG: 0.333 (1, 1)										4 0 1 0 0 1 2								
<b>Inning Stats</b>	R: 2 E: 0 K: 1 S: 8	H: 3 LOB: 2 BB: 1 P: 12	R: 1 E: 0 K: 0 S: 5	H: 2 LOB: 1 BB: 0 P: 5	R: 1 E: 0 K: 1 S: 7	H: 2 LOB: 1 BB: 1 P: 11	R: 0 E: 0 K: 1 S: 5	H: 0 LOB: 0 BB: 0 P: 5	R: 0 E: 0 K: 1 S: 5	H: 0 LOB: 0 BB: 0 P: 5	R: 0 E: 0 K: 1 S: 5	H: 0 LOB: 0 BB: 0 P: 5	R: 0 E: 0 K: 1 S: 3	H: 0 LOB: 2 BB: 2 P: 11	1B: 6 2B: 2 3B: 0 HR: 1	SF: 1 SAC: 1 DP: 0 HBP: 0	WP: 0 PB: 0 CS: 0	PA: 40
<b>PITCHER</b>	IP WLS BF H R ER SO BB IBB HBP BLK WP HR S P ERA WHIP																	
Dock Ellis, R ERA: 9.82 (1, 1)	3.0 L 18 7 4 4 2 1 1 0 0 0 1 20 28 12.00 2.667																	
Sam McDowell, L ERA: 1.17 (4, 1)	4.0 14 2 1 1 3 0 0 0 0 0 0 20 20 2.25 0.500																	
Ramon Hernandez, L ERA: (8, 1)	2.0 8 0 0 0 1 1 1 0 0 0 0 8 16 0.00 0.500																	

AB	34
R	5
H	9
RBI	5
BB	4
SO	6
LOB	13



Batter	1	2	3	4	5	6	7	8	9	AB R H RBI BB SO LOB	BOTTOM									
Rennie Stennett, R OBP: 0.333, SLG: 0.421 (1, 4)										3 0 1 0 1 2 0	<b>Montreal Expos @ Pittsburgh Pirates</b> Three Rivers Stadium, Pittsburgh, PA Wed Apr 16 1975, 7:05 PM EDT Att. 4,807 - Unknown									
Richie Hebner, L OBP: 0.455, SLG: 0.632 (1, 5)										2 0 0 0 1 0 2										
Al Oliver, L OBP: 0.286, SLG: 0.350 (1, 8)										4 0 1 0 0 0 2										
Willie Stargell, L OBP: 0.381, SLG: 0.650 (1, 3)										4 0 1 0 0 1 3										
Richie Zisk, R OBP: 0.286, SLG: 0.250 (1, 7)										4 0 1 0 0 1 1										
Dave Parker, L OBP: 0.200, SLG: 0.158 (1, 9)										4 0 0 0 0 1 4										
Manny Sanguillen, R OBP: 0.368, SLG: 0.611 (1, 2)										3 0 1 0 1 0 1										
Frank Taveras, R OBP: 0.143, SLG: 0.143 (1, 6)										2 0 0 0 0 0 1										
Bill Robinson, R OBP: 0.250, SLG: 0.250 (7, PH)										1 0 0 0 0 1 1										
Mario Mendoza, R (8, 6)										1 0 0 0 0 1 0										
Dock Ellis, S (3, PH)										0 0 0 0 0 0 0										
Paul Popovich, S (4, PH)										1 0 0 0 0 0 0										
Sam McDowell, L (4, PH)										1 0 0 0 0 0 0										
Bob Robertson, R (7, PH)										1 0 0 0 0 0 1										
Ramon Hernandez, S (8, PH)										0 0 0 0 0 0 0										
Art Howe, R (8, PH)										1 0 0 0 0 0 0										
<b>Inning Stats</b>	R: 0 E: 0 K: 2 S: 7	H: 0 LOB: 1 BB: 0 P: 8	R: 0 E: 0 K: 0 S: 4	H: 1 LOB: 1 BB: 0 P: 4	R: 0 E: 0 K: 1 S: 5	H: 0 LOB: 1 BB: 1 P: 9	R: 0 E: 0 K: 1 S: 6	H: 1 LOB: 1 BB: 0 P: 6	R: 0 E: 0 K: 1 S: 4	H: 1 LOB: 1 BB: 0 P: 4	R: 0 E: 0 K: 1 S: 5	H: 0 LOB: 0 BB: 0 P: 5	R: 0 E: 0 K: 1 S: 5	H: 0 LOB: 3 BB: 1 P: 9	R: 0 E: 1 K: 0 S: 5	H: 2 LOB: 3 BB: 1 P: 9	1B: 5 2B: 0 3B: 0 HR: 0	SF: 0 SAC: 0 DP: 0 HBP: 1	WP: 0 PB: 0 CS: 0	PA: 36
<b>PITCHER</b>	IP WLS BF H R ER SO BB IBB HBP BLK WP HR S P ERA WHIP																			
Woodie Fryman, L ERA: 1.2 (1, 1)	9.0 W 36 5 0 0 7 3 0 1 0 0 0 46 59 0.00 0.889																			

AB	32
R	0
H	5
RBI	0
BB	3
SO	7
LOB	16





Batter	1	2	3	4	5	6	7	8	9	AB	R	H	RBI	BB	SO	LOB	TOP										
<b>Pepe Mangual, R</b> OBP: 0.387, SLG: 0.321 (1, 8)										5	1	3	2	0	0	3											
<b>Tim Foli, R</b> OBP: 0.286, SLG: 0.343 (1, 6)										5	1	1	0	0	1	2											
<b>Mike Jorgensen, L</b> OBP: 0.294, SLG: 0.379 (1, 3)										5	0	2	2	0	0	0											
<b>Gary Carter, R</b> OBP: 0.364, SLG: 0.448 (1, 9)										5	0	2	0	0	1	2											
<b>Barry Foote, R</b> OBP: 0.129, SLG: 0.133 (1, 2)										5	0	0	0	0	0	3											
<b>Larry Parrish, R</b> OBP: 0.286, SLG: 0.407 (1, 5)										4	2	3	0	0	0	0											
<b>Pete Mackanin, R</b> OBP: 0.333, SLG: 0.583 (1, 4)										3	2	3	1	0	0	0											
<b>Bombo Rivera, R</b> Hal Breeden, R Jerry White, S (7, 7)										2	0	0	0	0	1	2											
<b>Jose Morales, R</b> Tony Scott, S (9, 9)										1	0	1	1	0	0	0											
<b>Dave McNally, R</b> Dale Murray, R (9, 1)										4	0	1	0	0	1	3											
<b>Inning Stats</b>	R: 0 E: 0 K: 0 S: 3	H: 1 LOB: 0 BB: 0 P: 3	R: 0 E: 0 K: 0 S: 3	H: 1 LOB: 0 BB: 0 P: 3	R: 1 E: 1 K: 2 S: 9	H: 2 LOB: 1 BB: 0 P: 9	R: 0 E: 0 K: 0 S: 3	H: 1 LOB: 0 BB: 0 P: 3	R: 0 E: 0 K: 0 S: 4	H: 1 LOB: 1 BB: 0 P: 4	R: 1 E: 1 K: 0 S: 4	H: 1 LOB: 1 BB: 1 P: 8	R: 0 E: 0 K: 1 S: 6	H: 1 LOB: 1 BB: 0 P: 6	R: 5 E: 1 K: 1 S: 11	H: 6 LOB: 1 BB: 0 P: 11	1B: 11 2B: 5 3B: 1 HR: 0	SF: 0 SAC: 1 DP: 2 HBP: 0	WP: 0 PB: 0 SB: 0 CS: 1	PA: 42							
<b>PITCHER</b>	IP	WLS	BF	H	R	ER	SO	BB	IBB	HBP	BLK	WP	HR	S	P	ERA	WHIP										
<b>Jerry Reuss, L</b> ERA: 3.6 (1, 1)	8.0	L	35	13	5	4	3	0	0	0	0	0	0	40	44	4.50	1.625										
<b>Larry Demery, R</b> ERA: 5.06 (9, 1)	1.0		6	3	2	2	1	0	0	0	0	0	0	8	8	18.00	3.000										

**Montreal Expos @ Pittsburgh Pirates**  
Three Rivers Stadium, Pittsburgh, PA  
Thu Apr 17 1975, 7:05 PM EDT  
Att: 5,667 - Unknown

AB	39
R	7
H	16
RBI	6
BB	1
SO	4
LOB	15



Batter	1	2	3	4	5	6	7	8	9	AB	R	H	RBI	BB	SO	LOB	BOTTOM										
<b>Rennie Stennett, R</b> OBP: 0.346, SLG: 0.391 (1, 4)										4	1	1	0	1	0	2											
<b>Richie Hebner, L</b> OBP: 0.423, SLG: 0.609 (1, 5)										4	1	1	0	0	0	3											
<b>Al Oliver, L</b> OBP: 0.308, SLG: 0.333 (1, 8)										4	1	1	1	0	1	1											
<b>Willie Stargell, L</b> OBP: 0.462, SLG: 0.840 (1, 3)										5	1	4	3	0	1	1											
<b>Richie Zisk, R</b> OBP: 0.346, SLG: 0.261 (1, 7)									3	0	1	0	2	0	2												
<b>Dave Parker, L</b> OBP: 0.200, SLG: 0.167 (1, 9)									5	0	1	0	0	1	5												
<b>Manny Sanguillen, R</b> OBP: 0.348, SLG: 0.524 (1, 2)										3	0	0	0	1	1	1											
<b>Frank Taveras, R</b> OBP: 0.176, SLG: 0.125 (1, 6)										2	0	0	0	1	0	3											
<b>Bob Robertson, R</b> (8, PH)										1	0	0	0	0	0	1											
<b>Mario Mendoza, R</b> (9, 6)										0	0	0	0	0	0	0											
<b>Jerry Reuss, L</b> OBP: 0.400, SLG: 0.400 (1, 1)										3	0	0	0	0	1	1											
<b>Larry Demery, R</b> (9, 1)										0	0	0	0	0	0	0											
<b>Bill Robinson, R</b> OBP: 0.200, SLG: 0.200 (9, PH)										1	0	0	0	0	0	0											
<b>Inning Stats</b>	R: 1 E: 0 K: 1 S: 6	H: 2 LOB: 2 BB: 1 P: 11	R: 0 E: 1 K: 0 S: 4	H: 0 LOB: 2 BB: 1 P: 8	R: 0 E: 0 K: 1 S: 7	H: 2 LOB: 3 BB: 1 P: 11	R: 0 E: 0 K: 0 S: 3	H: 0 LOB: 0 BB: 0 P: 3	R: 0 E: 0 K: 2 S: 7	H: 0 LOB: 0 BB: 0 P: 7	R: 0 E: 0 K: 1 S: 6	H: 1 LOB: 1 BB: 0 P: 6	R: 0 E: 0 K: 0 S: 3	H: 0 LOB: 1 BB: 1 P: 7	R: 3 E: 0 K: 0 S: 6	H: 3 LOB: 1 BB: 1 P: 10	1B: 6 2B: 2 3B: 0 HR: 1	SF: 0 SAC: 1 DP: 0 HBP: 1	WP: 0 PB: 0 SB: 0 CS: 0	PA: 42							
<b>PITCHER</b>	IP	WLS	BF	H	R	ER	SO	BB	IBB	HBP	BLK	WP	HR	S	P	ERA	WHIP										
<b>Dave McNally, L</b> ERA: 3.18 (1, 1)	8.2	W	40	9	4	4	5	4	0	1	0	0	0	45	62	4.15	1.500										
<b>Dale Murray, R</b> ERA: 5.06 (9, 1)	0.1		2	0	0	0	0	1	0	0	0	0	0	1	5	0.00	3.000										

**Montreal Expos @ Pittsburgh Pirates**  
Three Rivers Stadium, Pittsburgh, PA  
Thu Apr 17 1975, 7:05 PM EDT  
Att: 5,667 - Unknown

AB	35
R	4
H	9
RBI	4
BB	5
SO	5
LOB	20





Batter	1	2	3	4	5	6	7	8	9	AB	R	H	RBI	BB	SO	LOB	TOP								
Dave Cash, R OBP: 0.442, SLG: 0.500 (1, 4)										3	1	1	0	2	0	2	Philadelphia Phillies @ Montreal Expos Jarry Park, Montreal, QB Fri Apr 18 1975, 4:33 AM EDT Att: 21,274 - Unknown								
Larry Bowa, S OBP: 0.341, SLG: 0.395 (1, 6)										5	0	0	0	0	1	3									
Willie Montanez, L OBP: 0.289, SLG: 0.459 (1, 3)										5	1	2	2	0	0	0									
Greg Luzinski, R OBP: 0.385, SLG: 0.714 (1, 7)										4	2	2	0	1	0	2									
Mike Schmidt, R OBP: 0.289, SLG: 0.441 (1, 5)										5	0	1	0	0	1	3									
Bob Boone, R OBP: 0.529, SLG: 0.552 (1, 2)										4	1	3	0	1	0	0									
Mike Anderson, R OBP: 0.154, SLG: 0.346 (1, 9)										5	1	2	4	0	0	4									
Alan Bannister, R OBP: 0.324, SLG: 0.364 (1, 8)										5	0	1	0	0	0	4									
Tom Underwood, R OBP: 0.167, SLG: 0.167 Gene Garber, R (6, 1)										3	0	1	0	0	0	0									
<b>Inning Stats</b>	R: 1 E: 0 K: 1 S: 7	H: 2 LOB: 1 BB: 0 P: 7	R: 2 E: 0 K: 0 S: 5	H: 2 LOB: 1 BB: 1 P: 9	R: 0 E: 1 K: 0 S: 3	H: 0 LOB: 0 BB: 0 P: 3	R: 0 E: 0 K: 0 S: 5	H: 2 LOB: 2 BB: 0 P: 5	R: 2 E: 0 K: 0 S: 6	H: 3 LOB: 2 BB: 1 P: 10	R: 0 E: 0 K: 0 S: 3	H: 0 LOB: 0 BB: 0 P: 3	R: 0 E: 0 K: 0 S: 4	H: 1 LOB: 2 BB: 1 P: 8	R: 0 E: 0 K: 0 S: 3	H: 0 LOB: 1 BB: 1 P: 7	R: 1 E: 0 K: 1 S: 8	H: 3 LOB: 2 BB: 0 P: 8	1B: 7 2B: 4 3B: 0 HR: 2	SF: 0 SAC: 0 DP: 1 HBP: 0	WP: 1 PB: 1 SB: 0 CS: 0	PA: 44			
<b>PITCHER</b>	IP	WLS	BF	H	R	ER	SO	BB	IBB	HBP	BLK	WP	HR	S	P	ERA	WHIP								
Steve Renko, R ERA: 10.38 (1, 1)	4.1	L	23	9	5	5	1	1	0	0	0	0	2	24	28	10.38	2.308								
Chuck Taylor, R ERA: 2.09 (5, 1)	1.2		6	0	0	0	0	0	1	0	0	0	0	5	9	0.00	0.000								
Donald DeMola, R ERA: 3.86 (7, 1)	2.2		14	4	1	1	1	2	0	0	0	0	0	14	22	3.38	2.250								
John Montague, R ERA: (9, 1)	0.1		1	0	0	0	0	0	0	0	0	1	0	1	1	0.00	0.000								

Batter	1	2	3	4	5	6	7	8	9	AB	R	H	RBI	BB	SO	LOB	BOTTOM								
Pepe Manguat, R OBP: 0.444, SLG: 0.375 (1, 8)										4	1	3	0	1	0	1	Philadelphia Phillies @ Montreal Expos Jarry Park, Montreal, QB Fri Apr 18 1975, 4:33 AM EDT Att: 21,274 - Unknown								
Tim Foli, R OBP: 0.325, SLG: 0.359 (1, 6)										4	1	2	0	1	0	1									
Mike Jorgensen, L OBP: 0.282, SLG: 0.333 (1, 3) (6, 7) (7, 3)										4	1	0	0	1	0	5									
Gary Carter, R OBP: 0.378, SLG: 0.469 (1, 9)										3	0	2	1	0	0	2									
Barry Foote, R OBP: 0.114, SLG: 0.118 (1, 2)										4	0	0	0	0	1	3									
Larry Parrish, R OBP: 0.344, SLG: 0.484 (1, 5)										4	0	3	1	0	0	1									
Pete Mackanin, R OBP: 0.357, SLG: 0.571 Tony Scott, S OBP: 0.310, SLG: 0.269 (6, PH) (7, 7)										2	0	1	0	0	0	1									
Bombo Rivera, R Chuck Taylor, R Larry Bittner, L Donald DeMola, R John Montague, R Pat Scanlon, L (1, 7) (5, 1) (6, PH) (7, 1) (9, 1) (9, PH)										2	0	0	0	0	0	1									
Steve Renko, R Jerry White, S Hal Breeden, R (1, 1) (5, 7) (5, PH) (6, 3)										1	0	0	0	0	0	0									
Larry Lintz, S OBP: 0.227, SLG: 0.150 (7, 4)										2	0	0	0	0	1	1									
<b>Inning Stats</b>	R: 3 E: 0 K: 0 S: 6	H: 4 LOB: 2 BB: 1 P: 10	R: 0 E: 0 K: 0 S: 3	H: 1 LOB: 0 BB: 0 P: 3	R: 0 E: 0 K: 0 S: 4	H: 1 LOB: 1 BB: 0 P: 4	R: 0 E: 0 K: 0 S: 3	H: 1 LOB: 0 BB: 0 P: 3	R: 0 E: 0 K: 1 S: 6	H: 2 LOB: 2 BB: 0 P: 5	R: 0 E: 0 K: 1 S: 6	H: 1 LOB: 1 BB: 0 P: 6	R: 0 E: 0 K: 1 S: 5	H: 0 LOB: 1 BB: 1 P: 9	R: 0 E: 0 K: 1 S: 6	H: 1 LOB: 1 BB: 0 P: 6	R: 0 E: 0 K: 0 S: 4	H: 1 LOB: 2 BB: 1 P: 8	1B: 11 2B: 1 3B: 0 HR: 0	SF: 1 SAC: 0 DP: 1 HBP: 0	WP: 2 PB: 0 SB: 0 CS: 1	PA: 40			
<b>PITCHER</b>	IP	WLS	BF	H	R	ER	SO	BB	IBB	HBP	BLK	WP	HR	S	P	ERA	WHIP								
Tom Underwood, L ERA: 1.88 (1, 1)	5.1		24	10	3	3	0	1	0	0	0	2	0	23	27	0.00	1.062								
Gene Garber, R ERA: 2.16 (6, 1)	3.2	S	15	2	0	0	3	2	0	0	0	0	0	19	27	0.00	1.091								

AB	40
R	6
H	13
RBI	6
BB	4
SO	2
LOB	18









Batter	1	2	3	4	5	6	7	8	9	AB	R	H	RBI	BB	SO	LOB	TOP								
Rennie Stennett, R (1, 4) OBP: 0.283, SLG: 0.268	5-3		4-0 BB		0-3 K		0-0 F3		0-3 K	4	0	0	0	1	2	3									
Richie Hebner, L (1, 5) OBP: 0.391, SLG: 0.512	F8		4-3			1-0 BB 1B HBP	0-0 G3		0-0 L5	4	1	0	0	0	0	3									
Al Oliver, L (1, 8) OBP: 0.311, SLG: 0.419	HR			0-0 F6		0-0 BB 1B		0-0 4-3		4	2	2	1	0	0	0									
Willie Stargell, L (1, 3) OBP: 0.467, SLG: 0.641	G3			0-0 F7		4-0 BB 1B	0-0 F9			3	0	0	0	1	0	0									
Richie Zisk, R (1, 7) OBP: 0.400, SLG: 0.350		0-0 F9		4-0 BB		0-0 BB	0-0 F3		0-0 F8	3	0	2	2	1	0	0									
Dave Parker, L (1, 9) OBP: 0.250, SLG: 0.333	F3			0-3 K		0-0 G4-6-3	0-0 G4-6-3		0-0 BB	3	0	0	0	1	1	3									
Manny Sanguillen, R (1, 2) OBP: 0.333, SLG: 0.395	4-3				0-0 FC1-6 1B	0-0 6-3		0-3 K		4	0	1	0	0	1	3									
Frank Taveras, R (1, 6) OBP: 0.167, SLG: 0.074			4-0 BB		0-0 FC1-6 SH1-4		0-0 F3		0-0 F8	1	0	0	0	1	0	1									
Bill Robinson, R (7, PH) OBP: 0.296, SLG: 0.429			G6-4-3 BB		1-2 SH1-4					1	0	0	0	0	0	0									
Mario Mendoza, R (7, PH)										0	0	0	0	0	0	0									
Bob Robertson, R (9, PH)										1	0	0	0	0	0	0									
Dock Ellis, S (1, 1)			0-0 G6-4-3		0-0 SH1-4		0-0 WP		0-0 3B	1	0	0	0	0	0	1									
Art Howe, R (7, PH) OBP: 0.500, SLG: 0.500					1-2					1	0	1	0	0	0	0									
Ramon Hernandez, S (7, 1)										0	0	0	0	0	0	0									
Duffy Dyer, R (9, PH) OBP: 1.000, SLG: 3.000					1-2					1	0	1	0	0	0	0									
Larry Demery, R (9, PR)										0	0	0	0	0	0	0									
<b>Inning Stats</b>	R: 1 E: 0 K: 0 S: 4	H: 1 LOB: 0 BB: 0 P: 4	R: 0 E: 0 K: 0 S: 3	H: 0 LOB: 2 BB: 0 P: 3	R: 0 E: 0 K: 0 S: 2	H: 0 LOB: 1 BB: 2 P: 10	R: 0 E: 0 K: 1 S: 5	H: 0 LOB: 1 BB: 1 P: 9	R: 0 E: 0 K: 1 S: 6	H: 1 LOB: 1 BB: 0 P: 6	R: 2 E: 0 K: 0 S: 4	H: 2 LOB: 1 BB: 1 P: 9	R: 0 E: 0 K: 0 S: 4	H: 1 LOB: 0 BB: 0 P: 4	R: 0 E: 1 K: 1 S: 6	H: 1 LOB: 2 BB: 1 P: 10	R: 0 E: 0 K: 1 S: 6	H: 1 LOB: 1 BB: 0 P: 6	1B: 5 2B: 0 3B: 1 HR: 1	SF: 0 SAC: 1 DP: 2 HBP: 1	WP: 1 PB: 0 SB: 0 CS: 0	PA: 38			
<b>PITCHER</b>	IP	WLS	BF	H	R	ER	SO	BB	IBB	HBP	BLK	WP	HR	S	P	ERA	WHIP								
Dave McNally, L (1, 1) ERA: 3.19	8.1	W	36	7	3	3	3	5	0	1	0	1	1	36	57	3.24	1.440								
Dale Murray, R (9, 1) ERA: 3.95	0.2	S	2	0	0	0	1	0	0	0	0	0	0	4	4	0.00	0.000								

Pittsburgh Pirates @ Montreal Expos  
 Jarry Park, Montreal, QB  
 Tue Apr 22 1975, 4:33 AM EDT  
 Att: 5,239 - Unknown


AB 31  
 R 3  
 H 7  
 RBI 3  
 BB 5  
 SO 4  
 LOB 14



Batter	1	2	3	4	5	6	7	8	9	AB	R	H	RBI	BB	SO	LOB	BOTTOM								
Larry Lintz, S (1, 4) OBP: 0.267, SLG: 0.185	5-3	1B		1-3		4-3				4	0	1	2	0	0	3									
Tim Foli, R (1, 6) OBP: 0.340, SLG: 0.356		1B			0-0 FC4-6 1B		1-3			3	0	2	1	1	0	0									
Tony Scott, S (1, 9) OBP: 0.297, SLG: 0.242	F8		0-3 K		0-3 K		0-3 K			4	0	0	0	0	3	4									
Mike Jorgensen, L (1, 3) OBP: 0.277, SLG: 0.282	K		0-0 F9		0-0 FC4-6 CS		F8			4	0	0	0	0	1	2									
Pepe Mangual, R (1, 8) OBP: 0.386, SLG: 0.325		6-3	0-0 L3		0-0 CS	0-0 E3 SH2-4 PB		0-0 F7		4	1	0	0	0	0	0									
Larry Bittner, L (1, 7) OBP: 0.333, SLG: 0.250		1B								2	1	1	0	1	0	0									
Jose Morales, R (8, PH) OBP: 0.500, SLG: 1.000		2B		6-3				6-3		1	0	0	0	0	0	0									
Bombo Rivera, R (9, 7)		1B								0	0	0	0	0	0	0									
Larry Parrish, R (1, 5) OBP: 0.359, SLG: 0.500		1B		6-3 4-3		SH2-4				3	1	3	0	0	0	0									
Barry Foote, R (1, 2) OBP: 0.140, SLG: 0.100		1B		4-3						2	1	0	0	2	1	2									
Dave McNally, R (1, 1) OBP: 0.308, SLG: 0.182		1B		4-3						3	0	0	0	0	2	6									
Dale Murray, R (9, 1)				6-3						0	0	0	0	0	0	0									
<b>Inning Stats</b>	R: 0 E: 0 K: 1 S: 5	H: 0 LOB: 1 BB: 1 P: 9	R: 3 E: 0 K: 2 S: 11	H: 4 LOB: 2 BB: 1 P: 15	R: 0 E: 0 K: 0 S: 3	H: 0 LOB: 0 BB: 0 P: 3	R: 0 E: 0 K: 0 S: 4	H: 1 LOB: 1 BB: 0 P: 4	R: 0 E: 0 K: 1 S: 5	H: 1 LOB: 0 BB: 0 P: 5	R: 1 E: 1 K: 1 S: 6	H: 0 LOB: 2 BB: 2 P: 14	R: 0 E: 0 K: 1 S: 5	H: 0 LOB: 0 BB: 0 P: 5	R: 0 E: 0 K: 1 S: 6	H: 1 LOB: 1 BB: 0 P: 6	1B: 6 2B: 1 3B: 0 HR: 0	SF: 0 SAC: 1 DP: 0 HBP: 0	WP: 0 PB: 1 SB: 0 CS: 1	PA: 36					
<b>PITCHER</b>	IP	WLS	BF	H	R	ER	SO	BB	IBB	HBP	BLK	WP	HR	S	P	ERA	WHIP								
Dock Ellis, L (1, 1) ERA: 7.43	6.0	L	28	6	4	3	5	2	0	0	0	0	0	34	50	4.50	1.333								
Ramon Hernandez, L (7, 1) ERA:	2.0		7	1	0	0	2	0	0	0	0	0	0	11	11	0.00	0.500								

Pittsburgh Pirates @ Montreal Expos  
 Jarry Park, Montreal, QB  
 Tue Apr 22 1975, 4:33 AM EDT  
 Att: 5,239 - Unknown

AB 30  
 R 4  
 H 7  
 RBI 3  
 BB 4  
 SO 7  
 LOB 17





Batter	1	2	3	4	5	6	7	8	9	AB	R	H	RBI	BB	SO	LOB	TOP					
Rennie Stennett, R (1,4) OBP: 0.300, SLG: 0.273	0-0 6-3		4-0 BB			0-0 1B	0-0 G5-4-3			3	0	1	0	1	0	3						
Bill Robinson, R (1,9) OBP: 0.182, SLG: 0.273	0-0 F9		0-3 K			0-3 K		0-0 F8		4	0	0	0	0	2	2						
Al Oliver, L (1,8) OBP: 0.286, SLG: 0.383	0-0 F7			0-3 K		0-0 F6		0-0 4-3		4	0	0	0	0	1	1						
Willie Stargell, L (1,3) OBP: 0.469, SLG: 0.628		0-0 F8		0-0 FC6-4 1B		0-0 1B		0-3 K		4	0	2	0	0	1	0						
Richie Zisk, R (1,7) OBP: 0.388, SLG: 0.341		0-0 1B		0-3 K		0-3 K			0-0 6-3	4	0	1	0	0	2	3						
Manny Sanguillen, R (1,2) OBP: 0.359, SLG: 0.381		0-0 F8		0-0 FC6-4			0-0 F8		0-0 G3 1B	4	0	1	0	0	0	2						
Richie Hebner, L (1,5) OBP: 0.380, SLG: 0.489		0-0 F8			0-3 K		0-0 E 1B 1B		0-0 G3	4	0	1	0	0	1	2						
Mario Mendoza, R (1,6) Art Howe, R (7,PH) Bob Moose, R (7,PH) Duffy Dyer, R (9,PH) Jerry Reuss, L (1,1) Larry Demery, R (2,1) Bob Robertson, R (7,PH) Frank Taveras, R (7,PH) Paul Popovich, S (9,PH)			0-0 F3		0-3 K		0-0 E5 BB 1B		1-0 FC6-4 HBP	2	0	0	0	0	1	0						
			0-3 K		0-0 F6		4-0 G5-4-3 BB		0-0 FC6-4	0	0	0	0	0	0	0						
									1-2 1B	1	0	0	0	0	0	2						
<b>Inning Stats</b>	R: 0 E: 0 K: 0 S: 3	H: 0 LOB: 0 BB: 0 P: 3	R: 0 E: 0 K: 0 S: 4	H: 1 LOB: 1 BB: 1 P: 4	R: 0 E: 0 K: 2 S: 7	H: 0 LOB: 1 BB: 1 P: 11	R: 0 E: 0 K: 2 S: 8	H: 1 LOB: 0 BB: 0 P: 8	R: 0 E: 0 K: 2 S: 7	H: 0 LOB: 0 BB: 0 P: 7	R: 0 E: 0 K: 2 S: 9	H: 2 LOB: 2 BB: 0 P: 9	R: 0 E: 0 K: 0 S: 4	H: 2 LOB: 3 BB: 1 P: 8	R: 0 E: 0 K: 1 S: 5	H: 0 LOB: 0 BB: 0 P: 5	R: 0 E: 0 K: 0 S: 4	H: 1 LOB: 2 BB: 0 P: 5	1B: 7 2B: 0 3B: 0 HR: 0	SF: 0 SAC: 0 DP: 1 HBP: 1	WP: 0 PB: 0 SB: 0 CS: 0	PA: 36
<b>PITCHER</b> Woodie Fryman, L (1,1) ERA: 0.75	IP: 9.0 WLS: W BF: 36 H: 7 R: 0 ER: 0 SO: 9 BB: 2 IBB: 0 HBP: 1 BLK: 0 WP: 0 HR: 0 S: 51 P: 60 ERA: 0.00 WHIP: 1.000															<b>PITCHER</b>	IP: 9.0 WLS: W BF: 36 H: 7 R: 0 ER: 0 SO: 9 BB: 2 IBB: 0 HBP: 1 BLK: 0 WP: 0 HR: 0 S: 51 P: 60 ERA: 0.00 WHIP: 1.000					

Pittsburgh Pirates @ Montreal Expos  
Jarry Park, Montreal, QB  
Wed Apr 23 1975, 4:33 AM EDT  
Att: 8,177 - Unknown


AB 33  
R 0  
H 7  
RBI 0  
BB 2  
SO 9  
LOB 15



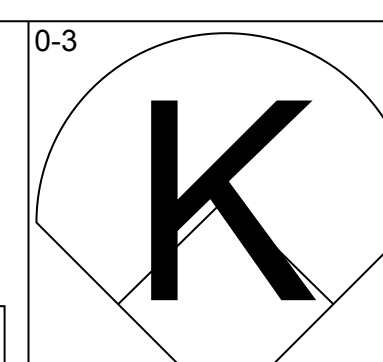
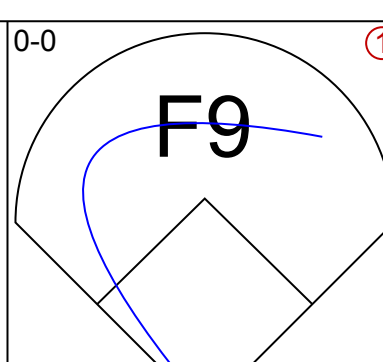
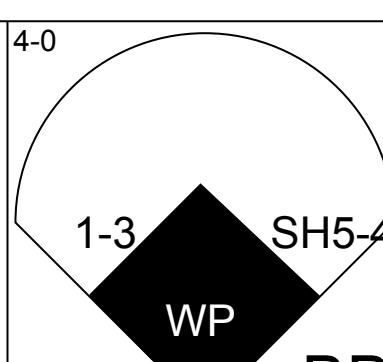
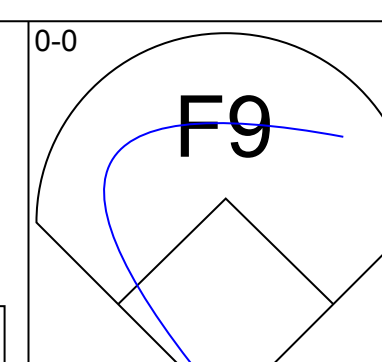
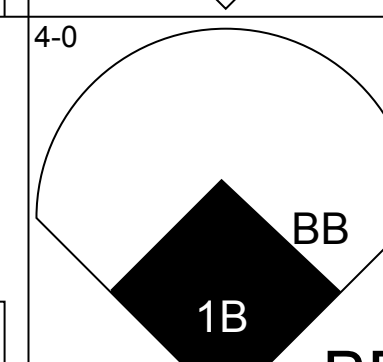
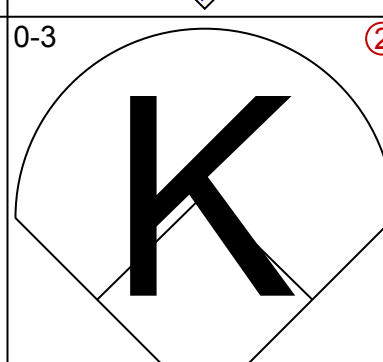
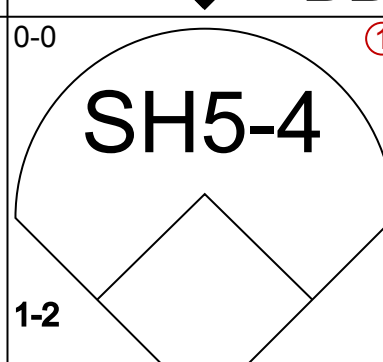
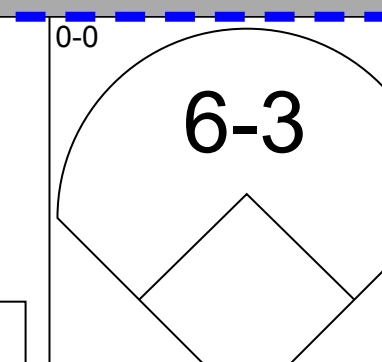
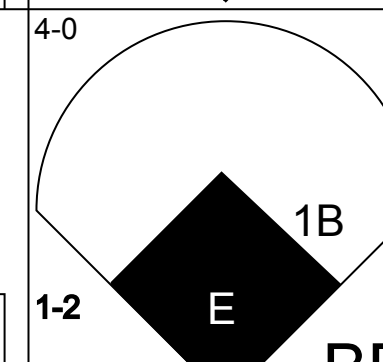
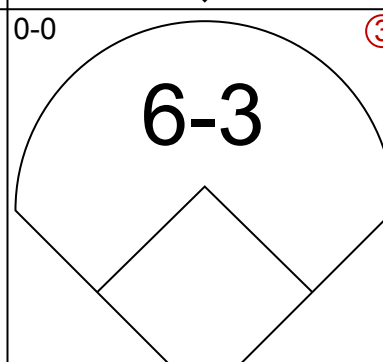
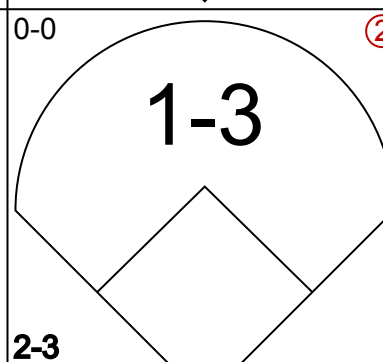
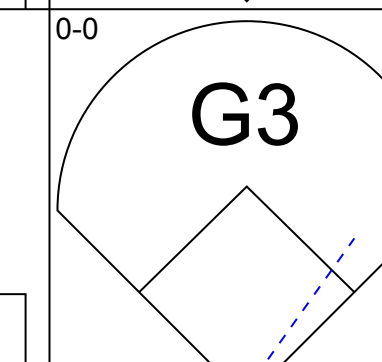
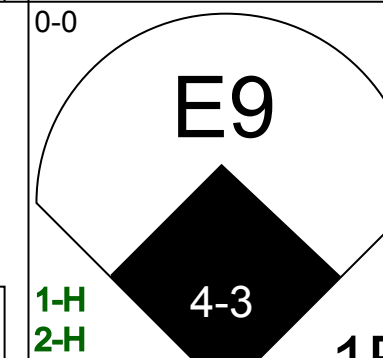
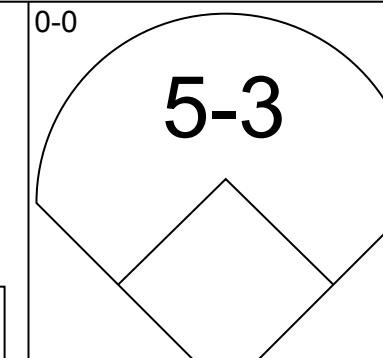
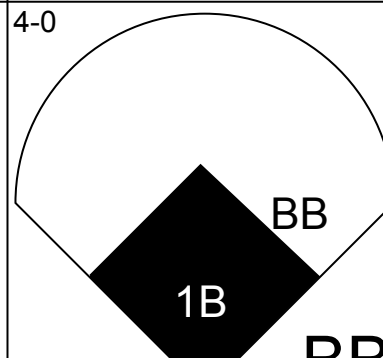
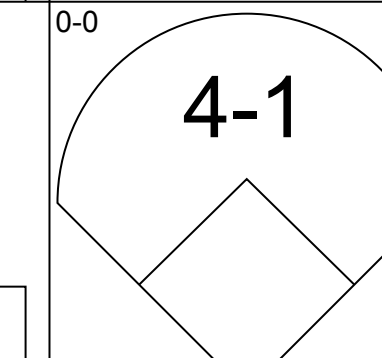
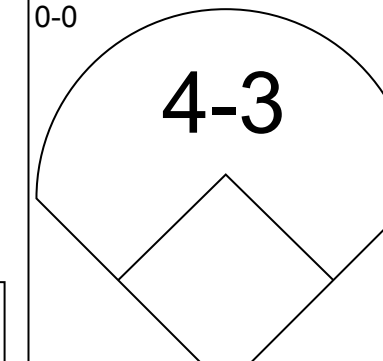
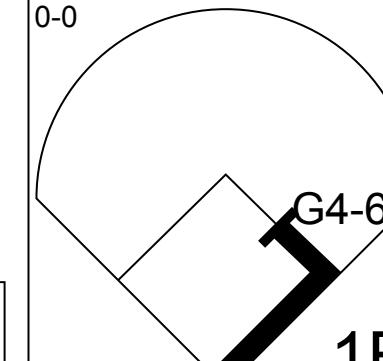
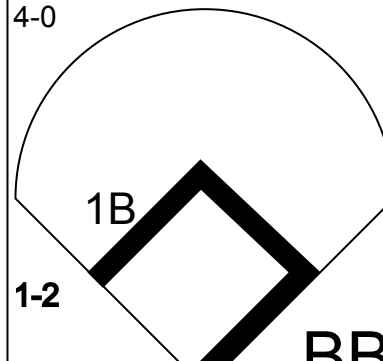
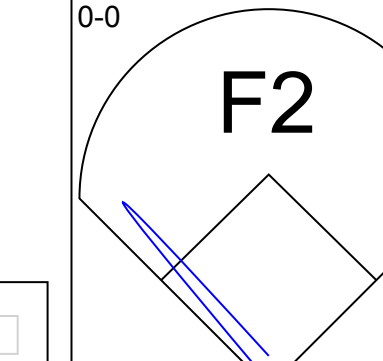
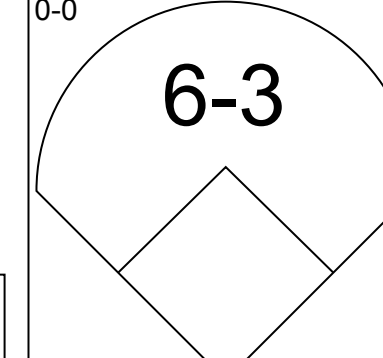
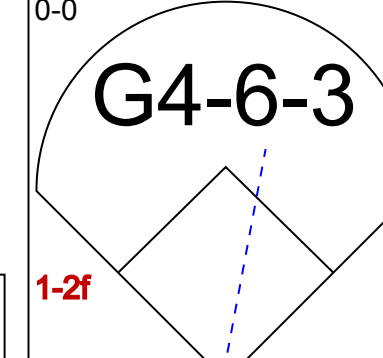
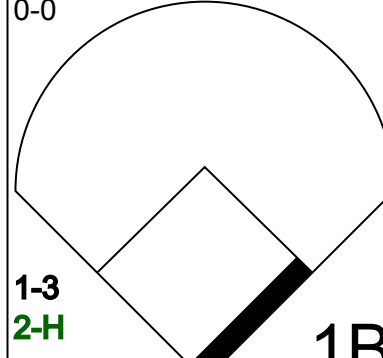
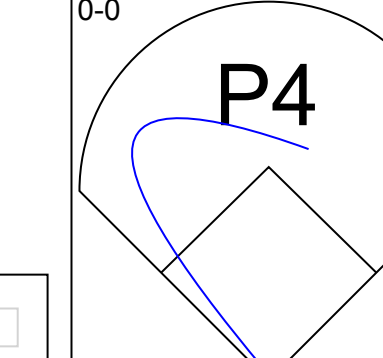
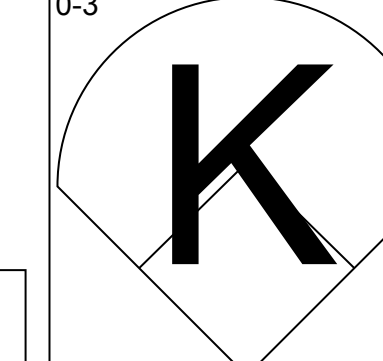
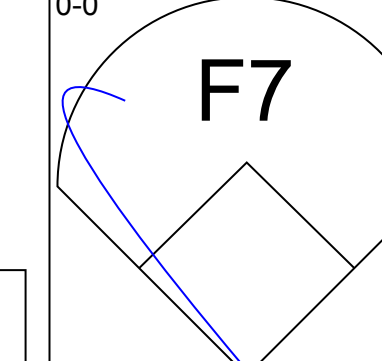
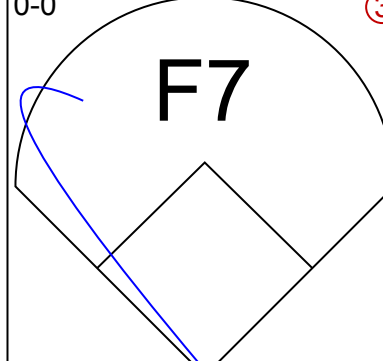
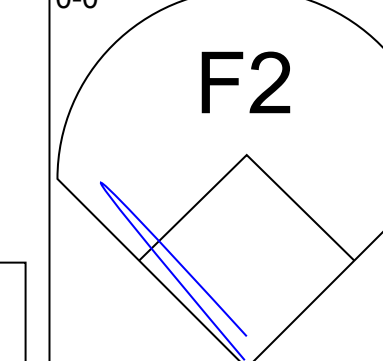
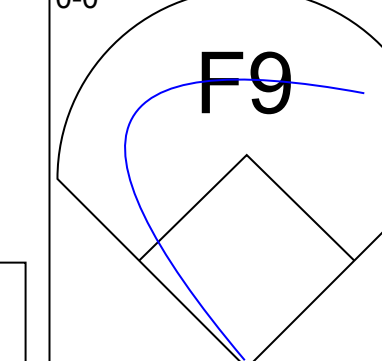
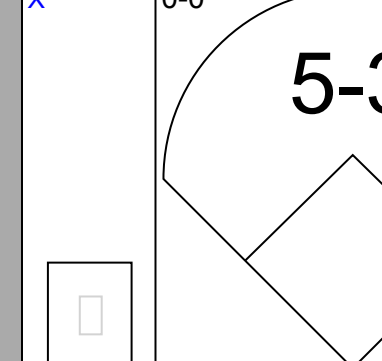
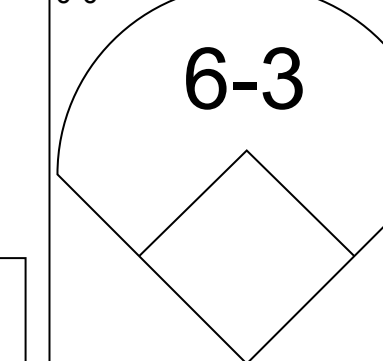
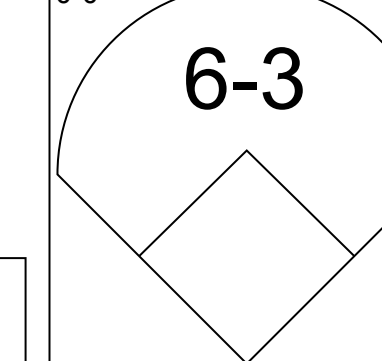
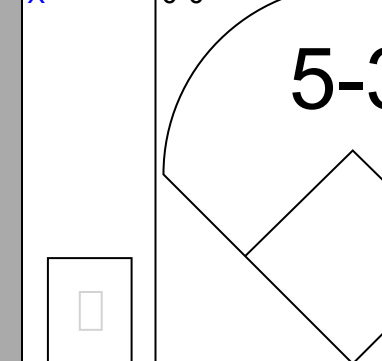
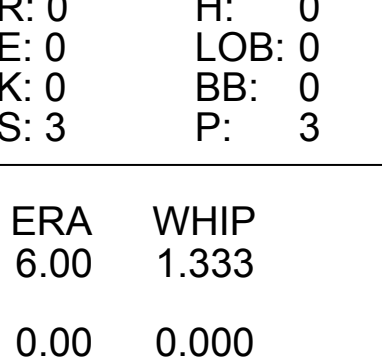
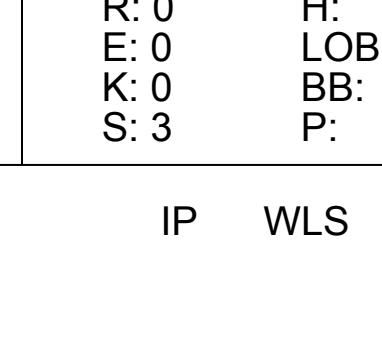
Batter	1	2	3	4	5	6	7	8	9	AB	R	H	RBI	BB	SO	LOB	BOTTOM			
Pepe Manguat, R (1,8) OBP: 0.375, SLG: 0.318	0-3 K	0-0 1B E 1B		0-3 K			0-0 L6			4	1	1	1	0	2	0				
Tim Foli, R (1,6) OBP: 0.353, SLG: 0.354	4-0 S E BB	0-0 F5		0-0 F8			0-0 S 1B			3	1	1	0	1	0	2				
Mike Jorgensen, L (1,7) (3,3) OBP: 0.275, SLG: 0.279	0-3 K	0-0 E8		0-0 4-3			0-0 F7			4	0	1	1	0	1	2				
Barry Foote, R (1,2) OBP: 0.149, SLG: 0.093	0-0 E4	4-0 1B		0-0 F9			0-0 F9			3	0	0	0	1	0	1				
Larry Parrish, R (1,5) OBP: 0.326, SLG: 0.452	0-0 F5	0-0 4-3		0-0 6-3				0-3 K		4	0	0	0	0	1	3				
Pete Mackanin, R (1,4) OBP: 0.389, SLG: 0.529		0-0 4-3 PB 1B		0-0 5-3			0-0 6-3		4-0 S BB	3	1	1	0	1	0	0				
Hal Breeden, R (1,3) Tony Scott, S (3,9) OBP: 0.275, SLG: 0.222		0-0 4-3		0-3 K			0-0 5-3		0-0 F8	1	0	0	0	0	1	1				
Bombo Rivera, R (1,9) (3,7) OBP: 0.250, SLG: 0.143		4-0 1B 1B BB		0-3 K			0-0 1B		0-3 K	3	1	1	0	1	2	1				
Woodie Fryman, R (1,1) OBP: 0.222, SLG: 0.333		0-0 1B 1B		0-0 4-3			0-0 1-3			3	1	1	1	0	0	1				
<b>Inning Stats</b>	R: 1 E: 1 K: 2 S: 8	H: 0 LOB: 1 BB: 1 P: 12	R: 4 E: 1 K: 0 S: 7	H: 4 LOB: 2 BB: 2 P: 15	R: 0 E: 0 K: 2 S: 5	H: 0 LOB: 0 BB: 0 P: 7	R: 0 E: 0 K: 1 S: 5	H: 0 LOB: 0 BB: 0 P: 5	R: 0 E: 0 K: 0 S: 3	H: 0 LOB: 0 BB: 0 P: 3	R: 0 E: 0 K: 0 S: 4	H: 1 LOB: 1 BB: 0 P: 4	R: 0 E: 0 K: 0 S: 4	H: 1 LOB: 1 BB: 0 P: 4	R: 0 E: 0 K: 2 S: 7	H: 0 LOB: 1 BB: 1 P: 11	1B: 6 2B: 0 3B: 0 HR: 0	SF: 0 SAC: 0 DP: 0 HBP: 0	WP: 0 PB: 1 SB: 3 CS: 0	PA: 35
<b>PITCHER</b> Jerry Reuss, L (1,1) ERA: 4.86 Larry Demery, R (2,1) ERA: 2.79 Bob Moose, R (7,1) ERA: 4.91	IP: 1.2 WLS: L BF: 13 H: 4 R: 5 ER: 3 SO: 2 BB: 3 IBB: 0 HBP: 0 BLK: 0 WP: 0 HR: 0 S: 14 P: 26 ERA: 16.20 WHIP: 4.200															<b>PITCHER</b>	IP: 1.2 WLS: L BF: 13 H: 4 R: 5 ER: 3 SO: 2 BB: 3 IBB: 0 HBP: 0 BLK: 0 WP: 0 HR: 0 S: 14 P: 26 ERA: 16.20 WHIP: 4.200			

Pittsburgh Pirates @ Montreal Expos  
Jarry Park, Montreal, QB  
Wed Apr 23 1975, 4:33 AM EDT  
Att: 8,177 - Unknown

AB 31  
R 5  
H 6  
RBI 3  
BB 4  
SO 7  
LOB 12



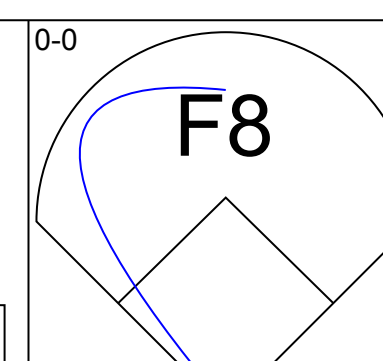
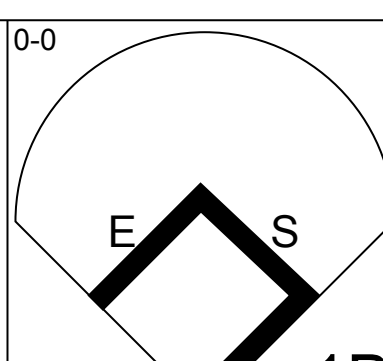
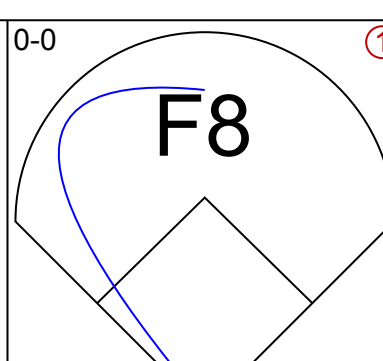
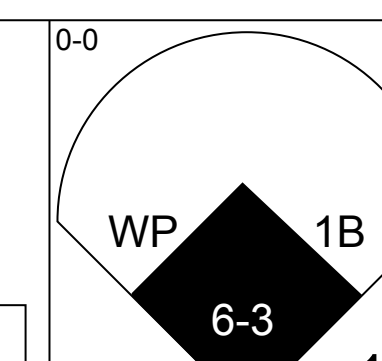
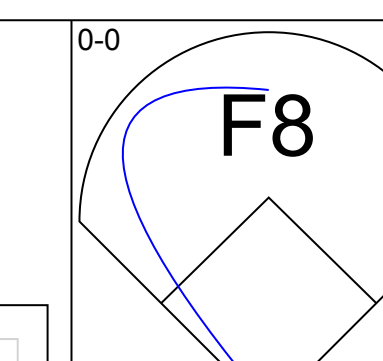
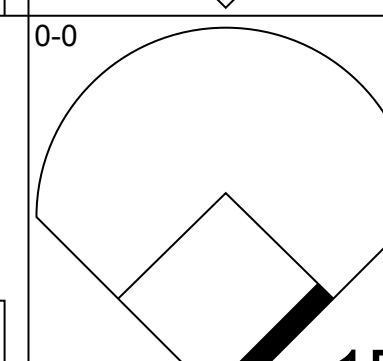
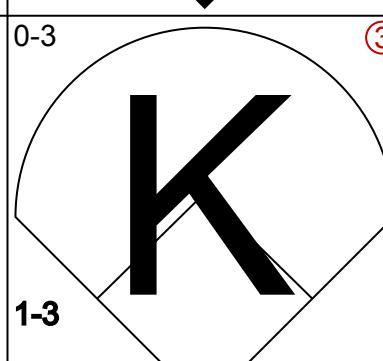
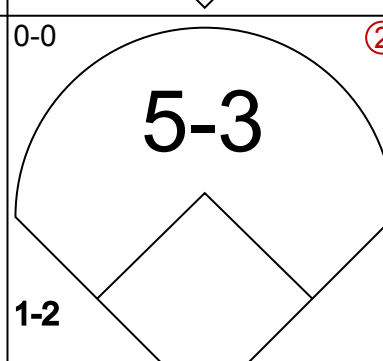
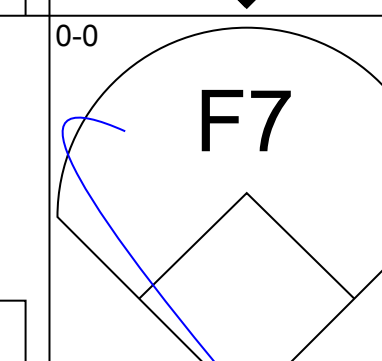
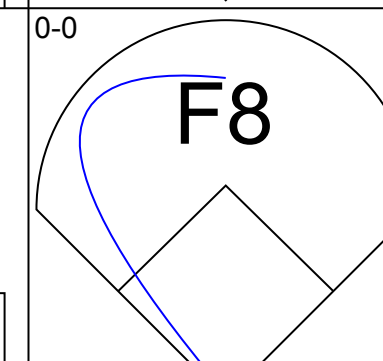
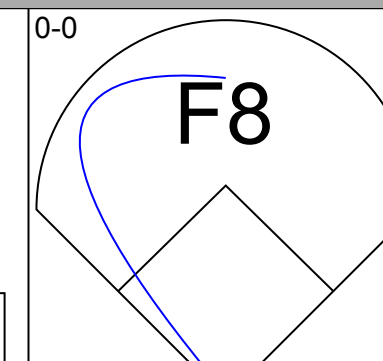
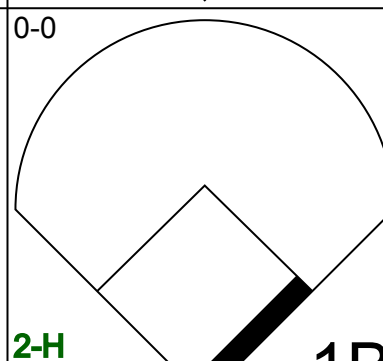
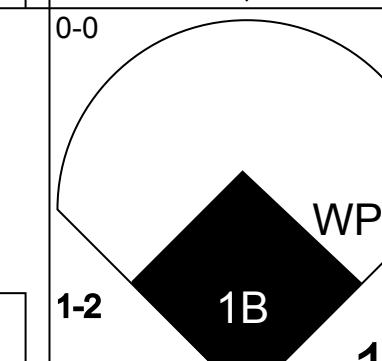
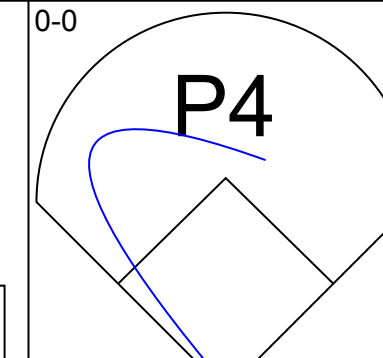
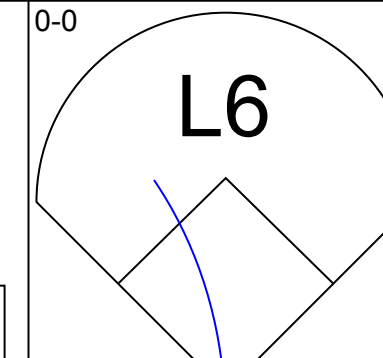
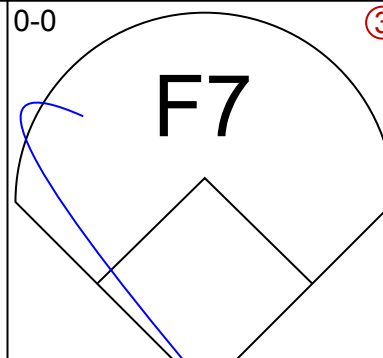
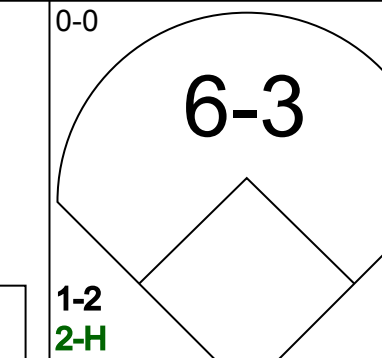
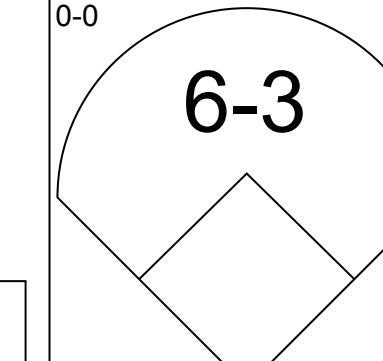
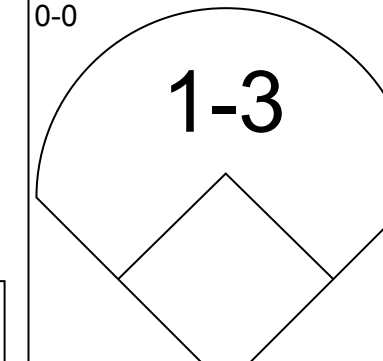
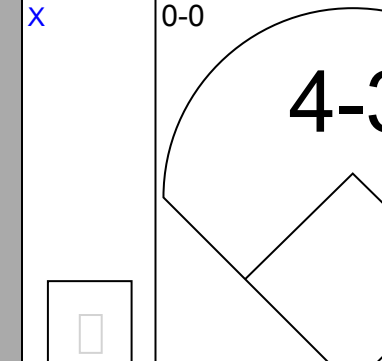
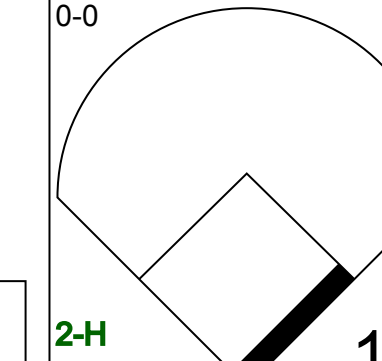
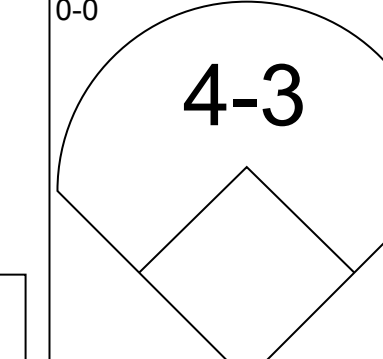
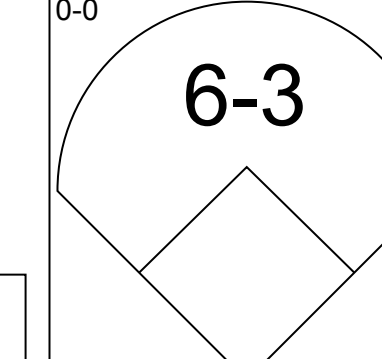
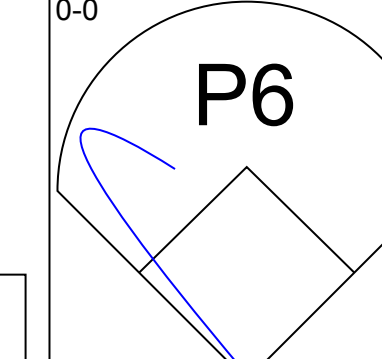
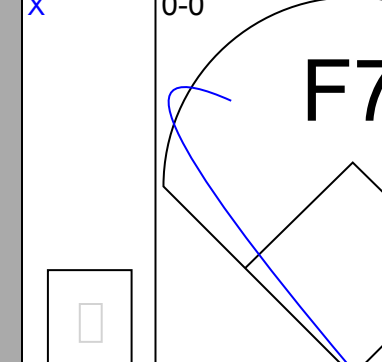


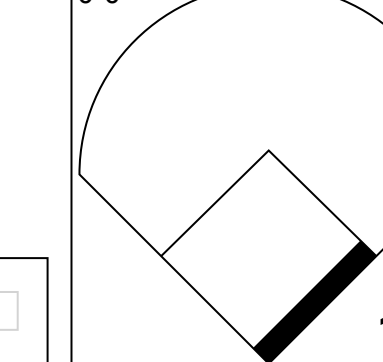
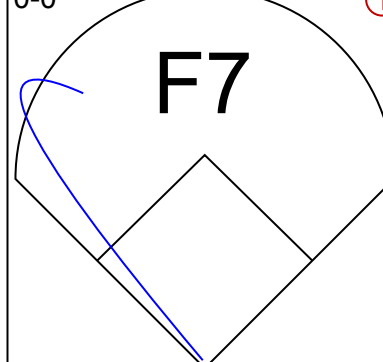
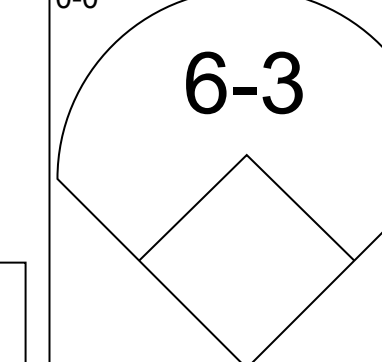
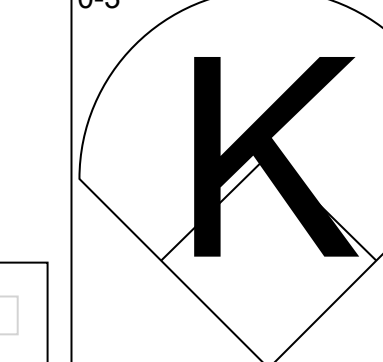
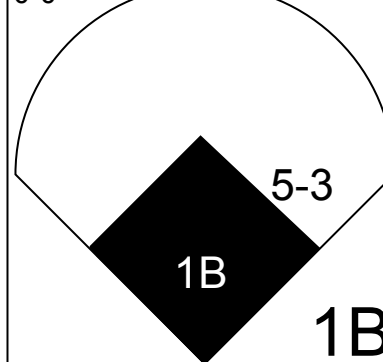

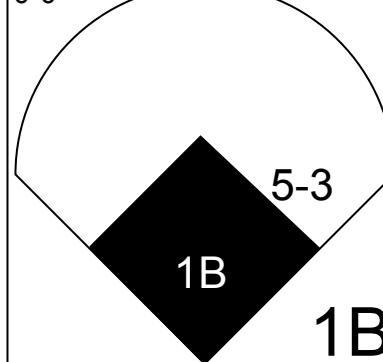
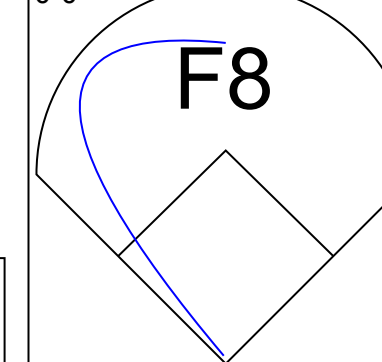


Batter	1	2	3	4	5	6	7	8	9	AB	R	H	RBI	BB	SO	LOB	TOP			
Wayne Garrett, L (1,5) OBP: 0.486, SLG: 0.423										3	1	0	0	1	1	0				
Felix Milten, R (1,4) OBP: 0.255, SLG: 0.327										2	1	0	0	1	1	0				
Del Unser, L (1,8) OBP: 0.436, SLG: 0.560										3	1	0	0	1	0	1				
Rusty Staub, L (1,9) OBP: 0.341, SLG: 0.513										3	2	1	1	1	0	0				
John Milner, L (1,7) OBP: 0.333, SLG: 0.120										3	0	1	1	1	0	0				
Bob Gallagher, L (9,7)										0	0	0	0	0	0	0				
Ed Kranepool, L (1,3) OBP: 0.333, SLG: 0.385										4	0	1	1	0	0	1				
Jack Heidemann, R (1,6) OBP: 0.324, SLG: 0.345										4	0	0	0	0	1	2				
John Stearns, R (1,2) OBP: 0.455, SLG: 0.375										3	0	0	0	0	0	0				
Jon Matlack, L (1,1) OBP: 0.222, SLG: 0.125										3	0	0	0	0	0	0				
Rick Baldwin, L (8,1) OBP: 0.333, SLG: 0.333										0	0	0	0	0	0	0				
<b>Inning Stats</b>	R: 3 E: 1 K: 1 S: 6	H: 1 LOB: 0 BB: 2 P: 14	R: 0 E: 0 K: 1 S: 5	H: 0 LOB: 0 BB: 0 P: 5	R: 0 E: 0 K: 1 S: 5	H: 0 LOB: 0 BB: 0 P: 5	R: 0 E: 0 K: 0 S: 3	H: 1 LOB: 0 BB: 0 P: 3	R: 0 E: 0 K: 0 S: 3	H: 0 LOB: 0 BB: 0 P: 3	R: 2 E: 0 K: 0 S: 4	H: 1 LOB: 2 BB: 3 P: 16	R: 0 E: 0 K: 0 S: 3	H: 0 LOB: 0 BB: 0 P: 3	R: 0 E: 0 K: 0 S: 3	H: 0 LOB: 0 BB: 0 P: 3	1B: 3 2B: 0 3B: 0 HR: 0	SF: 0 SAC: 1 DP: 1 HBP: 0	WP: 1 PB: 0 SB: 0 CS: 0	PA: 34
<b>PITCHER</b>	IP	WLS	BF	H	R	ER	SO	BB	IBB	HBP	BLK	WP	HR	S	P	ERA	WHIP			
Steve Rogers, R (1,1) ERA: 4.86	6.0	L	25	3	5	4	3	5	0	0	0	1	0	26	46	6.00	1.333			
Steve Renko, R (7,1) ERA: 8.44	1.0		3	0	0	0	0	0	0	0	0	0	0	3	3	0.00	0.000			
Chuck Taylor, R (8,1) ERA: 1.42	2.0		6	0	0	0	0	0	0	0	0	0	0	6	6	0.00	0.000			

**New York Mets @ Montreal Expos**  
 Jarry Park, Montreal, QB  
 Fri Apr 25 1975, 4:33 AM EDT  
 Att: 8,291 - Unknown

AB	28
R	5
H	3
RBI	3
BB	5
SO	3
LOB	4



Batter	1	2	3	4	5	6	7	8	9	AB	R	H	RBI	BB	SO	LOB	BOTTOM					
Pepe Manguat, R (1,8) OBP: 0.377, SLG: 0.327										5	1	2	0	0	0	2						
Tim Foli, R (1,6) OBP: 0.345, SLG: 0.346										4	0	1	0	0	1	3						
Mike Jorgensen, L (1,3) OBP: 0.291, SLG: 0.298										4	1	2	1	0	0	1						
Barry Foote, R (1,2) OBP: 0.137, SLG: 0.085										4	0	0	1	0	0	3						
Larry Parrish, R (1,5) OBP: 0.319, SLG: 0.435										4	0	1	1	0	0	0						
Pete Mackanin, R (1,4) OBP: 0.381, SLG: 0.500										3	0	1	0	0	0	0						
Pat Scanlon, L (8, PH) OBP: 0.200, SLG: 0.200										1	0	0	0	0	0	1						
Pepe Frias, R (9,4)										0	0	0	0	0	0	0						
Jerry White, S (1,7)										1	0	0	0	0	0	0						
Jose Morales, R (5, PH) OBP: 0.200, SLG: 0.400										3	0	0	0	0	1	1						
Bombo Rivera, R (1,9) OBP: 0.273, SLG: 0.111										2	0	0	0	1	0	0						
Tony Scotti, S (9, PH) OBP: 0.265, SLG: 0.216										1	0	0	0	0	1	0						
Steve Rogers, R (1,1) Hal Breeden, R (5, PH) Steve Renko, R (7,1) Gary Carter, R (7, PH) Chuck Taylor, R (8,1) Larry Bittner, L (9, PH)										1	0	0	0	0	0	0						
<b>Inning Stats</b>	R: 0 E: 0 K: 0 S: 4	H: 1 LOB: 1 BB: 0 P: 4	R: 0 E: 0 K: 0 S: 3	H: 0 LOB: 0 BB: 0 P: 3	R: 0 E: 0 K: 1 S: 6	H: 1 LOB: 1 BB: 0 P: 6	R: 0 E: 0 K: 0 S: 3	H: 0 LOB: 0 BB: 0 P: 3	R: 0 E: 0 K: 0 S: 5	H: 0 LOB: 0 BB: 0 P: 5	R: 1 E: 0 K: 0 S: 5	H: 2 LOB: 1 BB: 0 P: 5	R: 0 E: 0 K: 0 S: 4	H: 1 LOB: 2 BB: 1 P: 8	R: 2 E: 0 K: 0 S: 6	H: 3 LOB: 1 BB: 0 P: 6	R: 0 E: 0 K: 1 S: 6	H: 1 LOB: 1 BB: 0 P: 6	1B: 9 2B: 0 3B: 0 HR: 0	SF: 0 SAC: 0 DP: 0 HBP: 0	WP: 1 PB: 0 SB: 1 CS: 0	PA: 37
<b>PITCHER</b>	IP	WLS	BF	H	R	ER	SO	BB	IBB	HBP	BLK	WP	HR	S	P	ERA	WHIP					
Jon Matlack, L (1,1) ERA: 4.18	7.2		32	8	3	3	2	1	0	0	0	0	0	35	39	3.52	1.174					
Rick Baldwin, R (8,1) ERA: 3.97	1.1	S	5	1	0	0	1	0	0	0	0	0	0	7	7	0.00	0.750					

**New York Mets @ Montreal Expos**  
 Jarry Park, Montreal, QB  
 Fri Apr 25 1975, 4:33 AM EDT  
 Att: 8,291 - Unknown

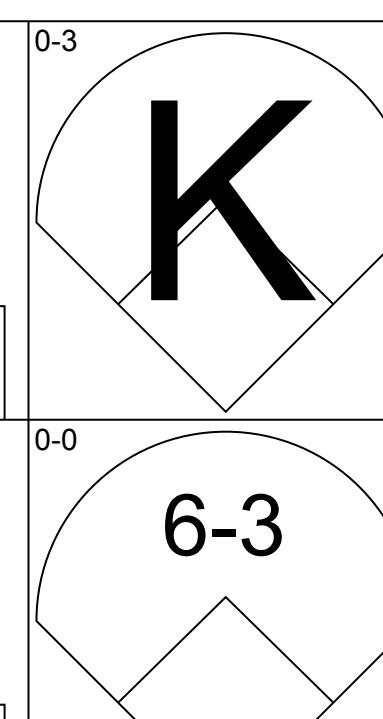
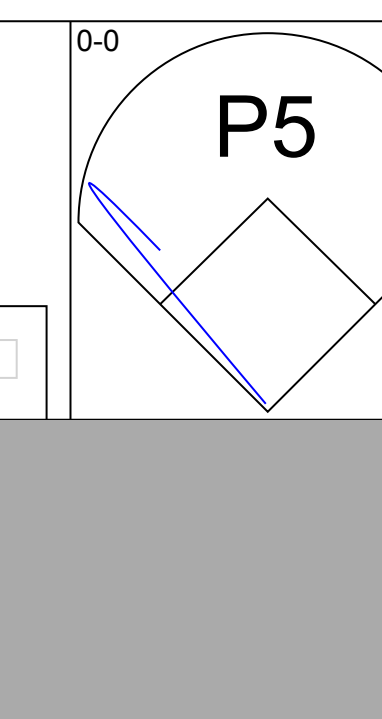
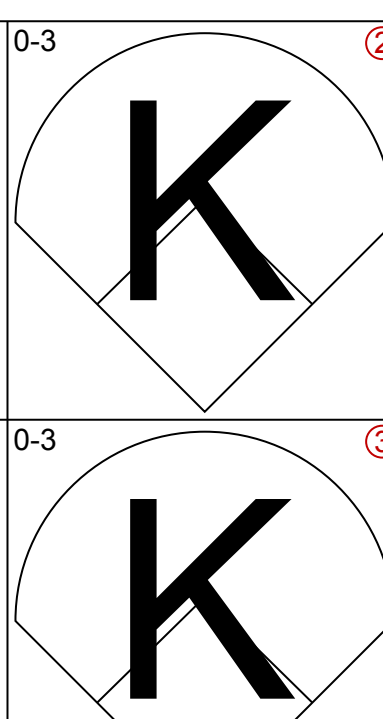
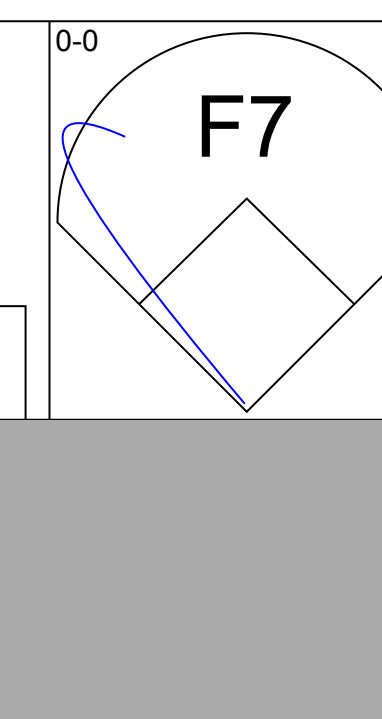

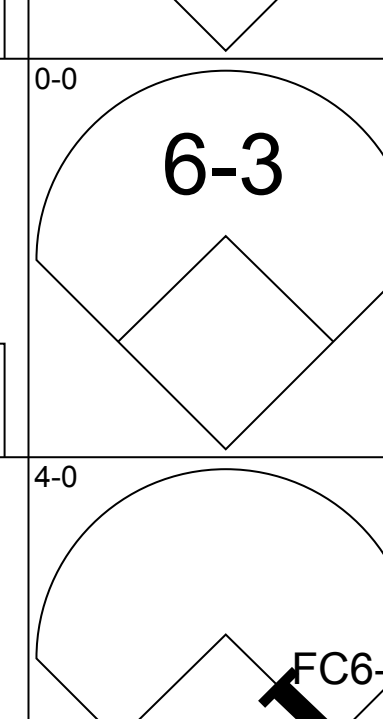


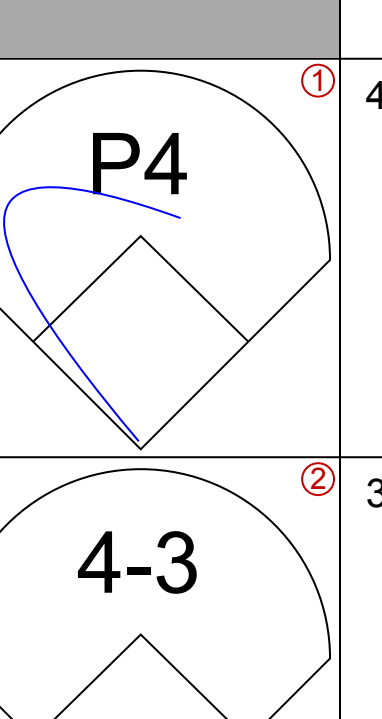
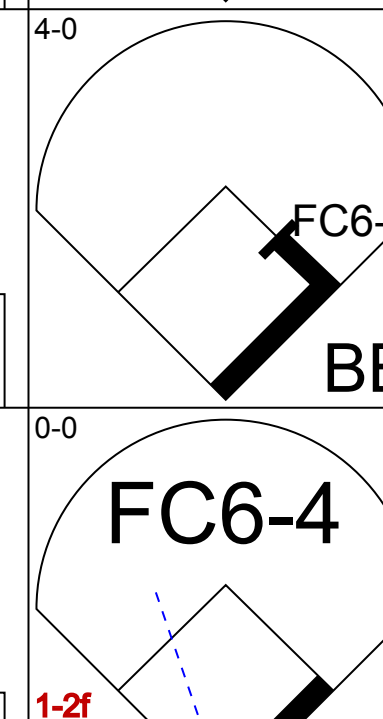
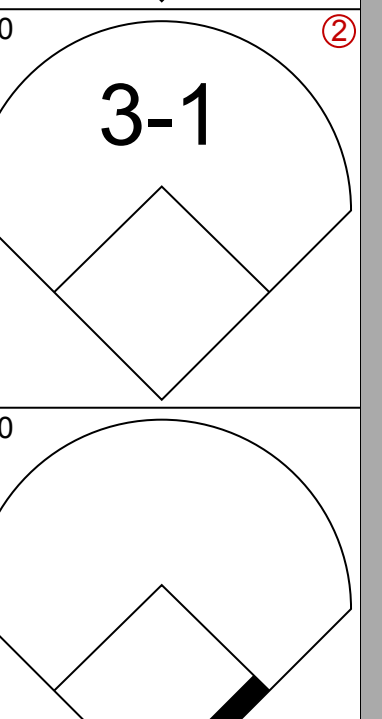
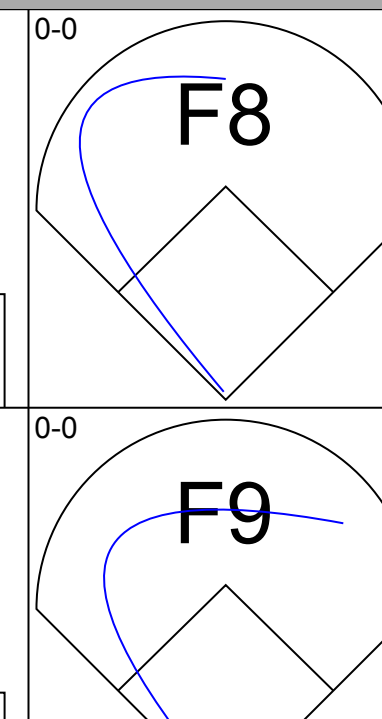
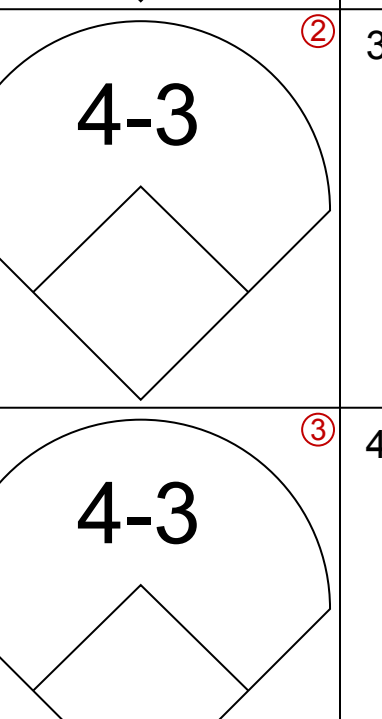
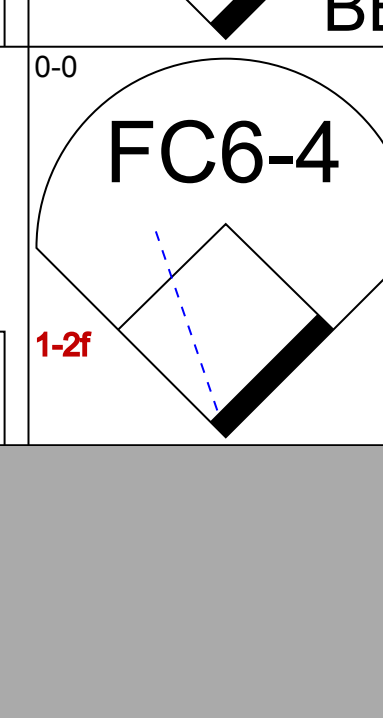
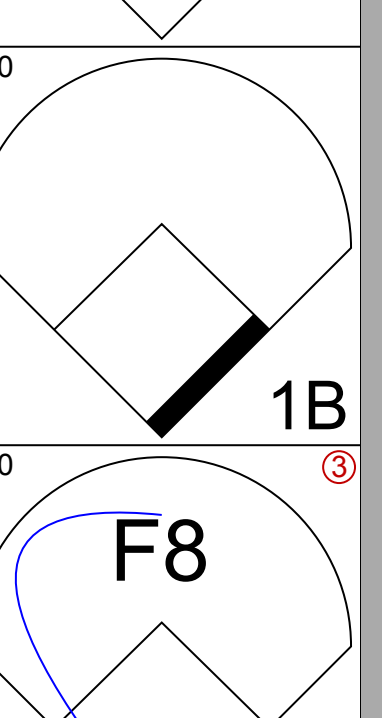
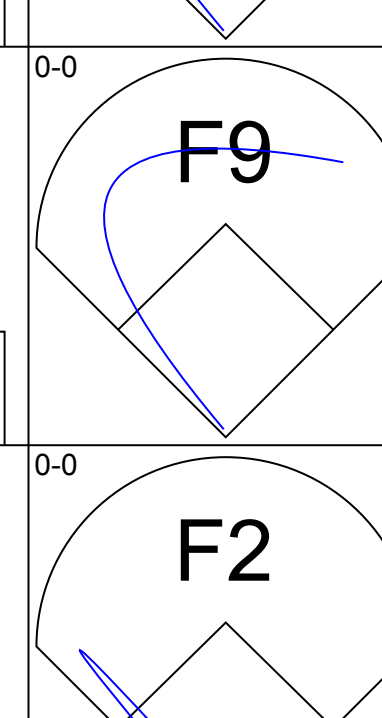
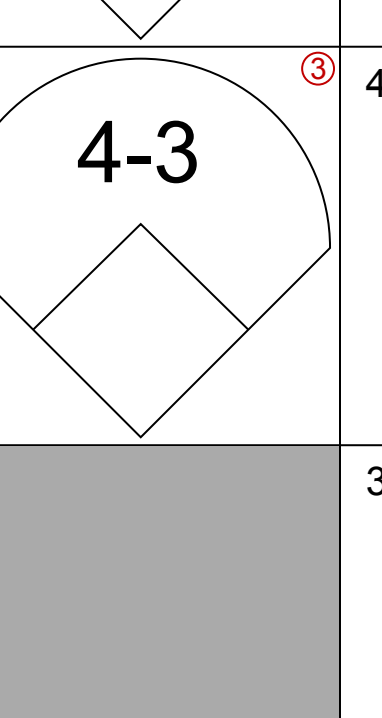
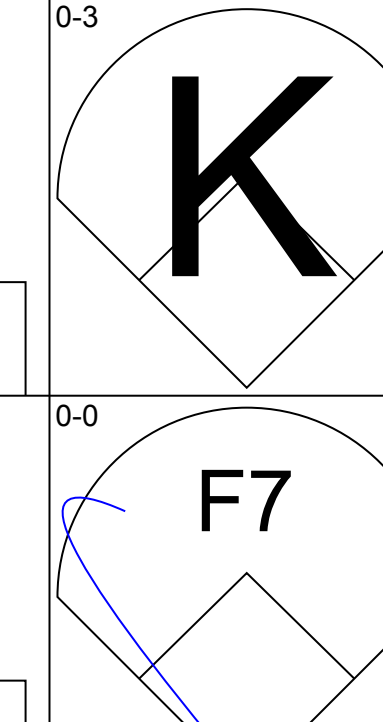
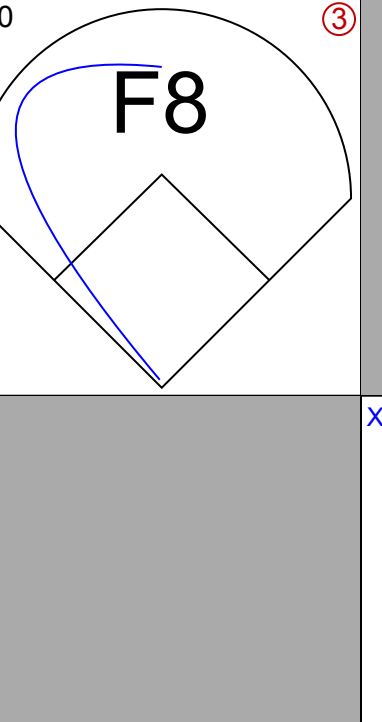
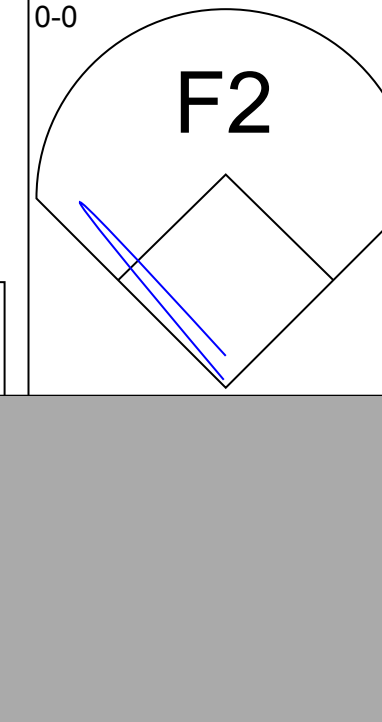
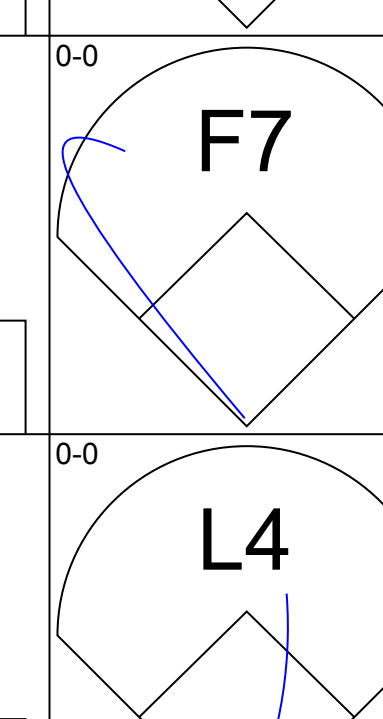
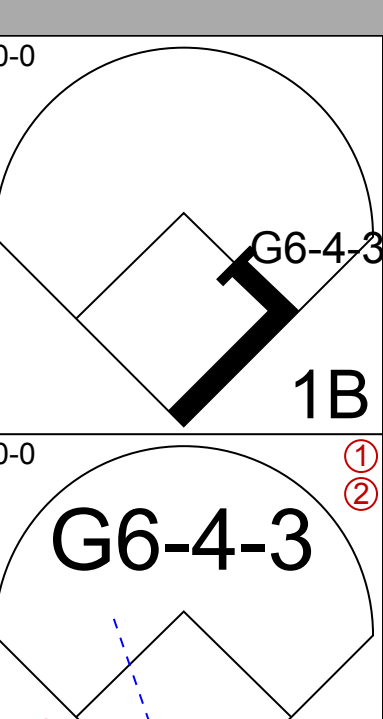
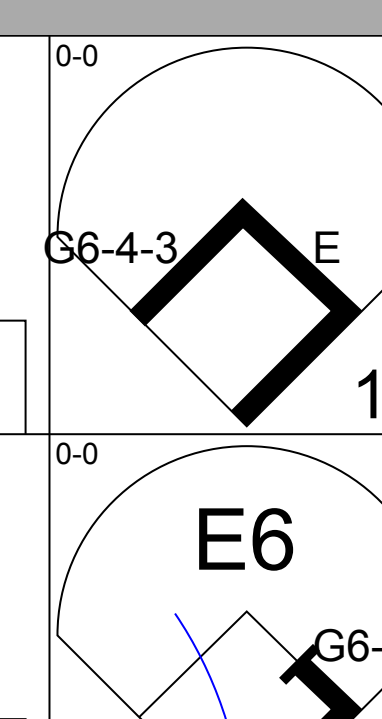
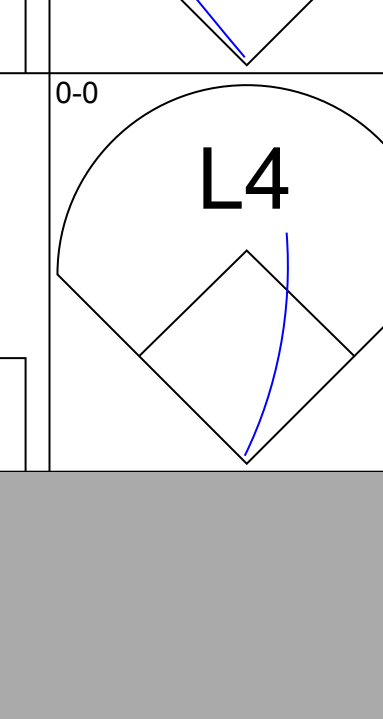
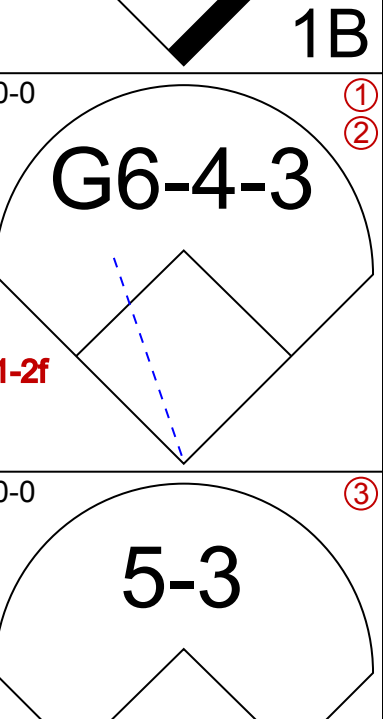
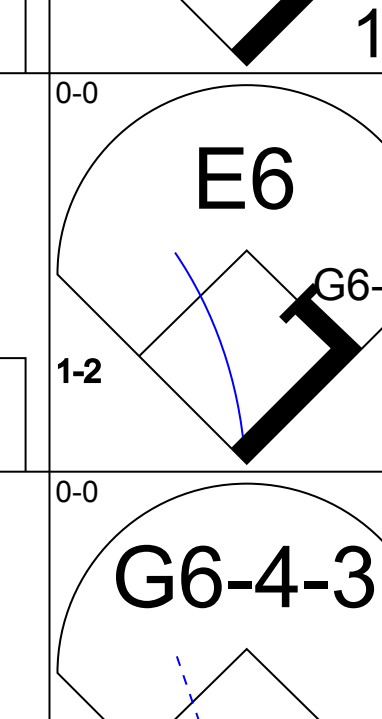
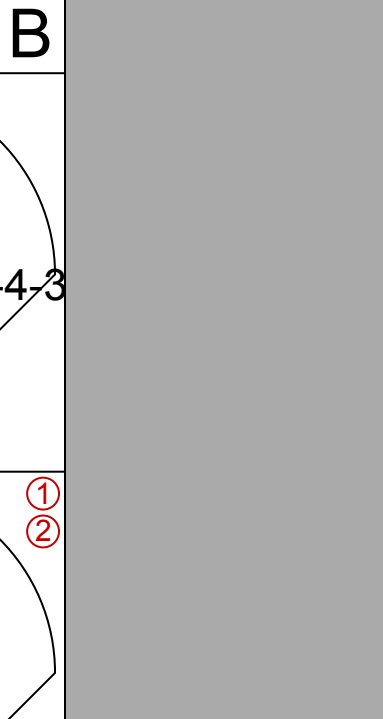
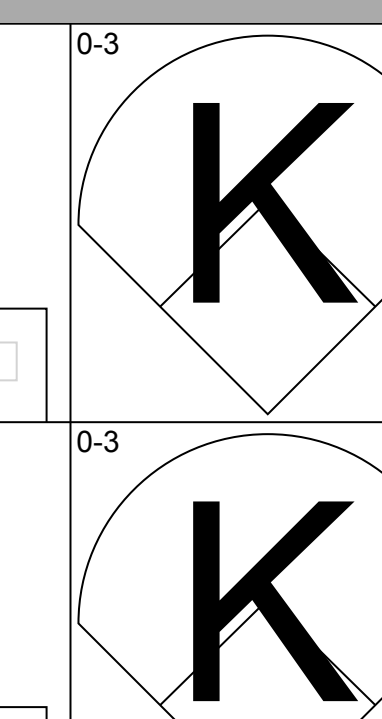
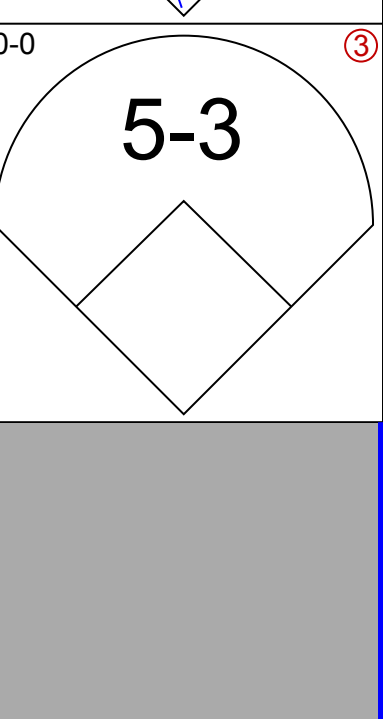
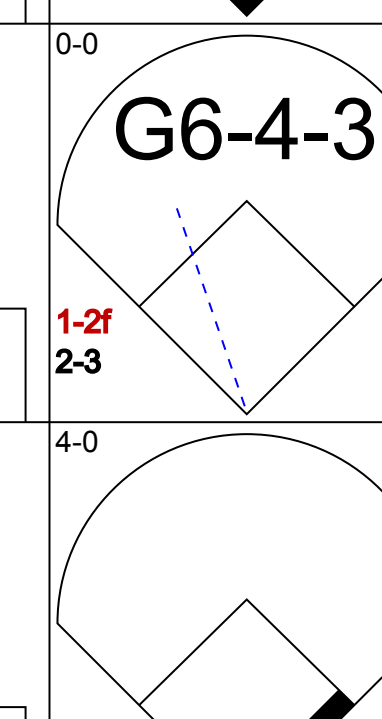
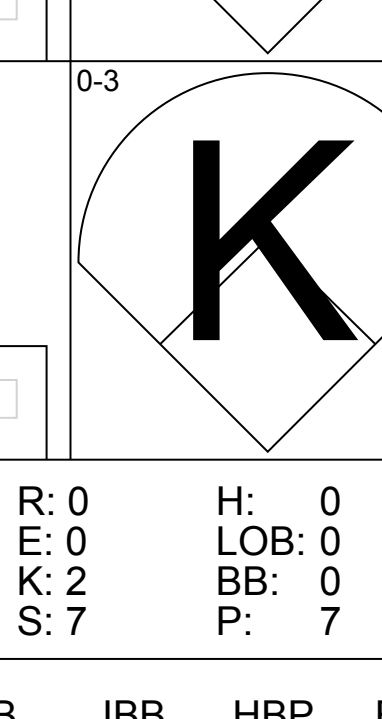
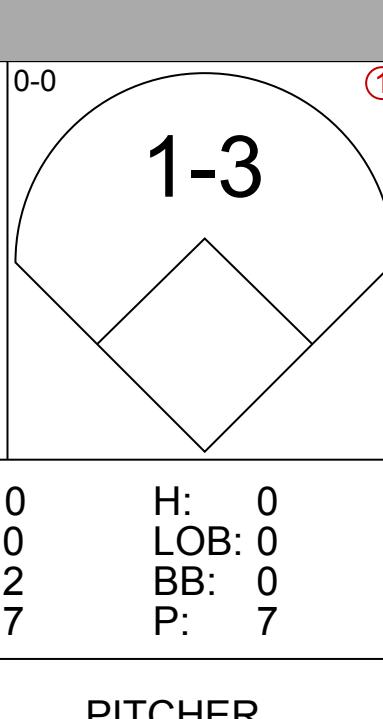
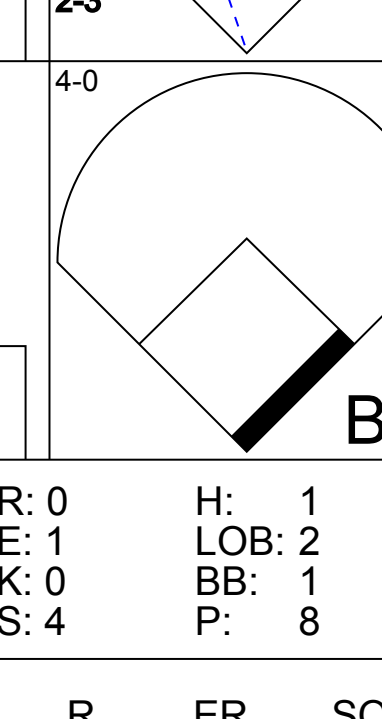
AB	36
R	3
H	9
RBI	3
BB	1
SO	3
LOB	13

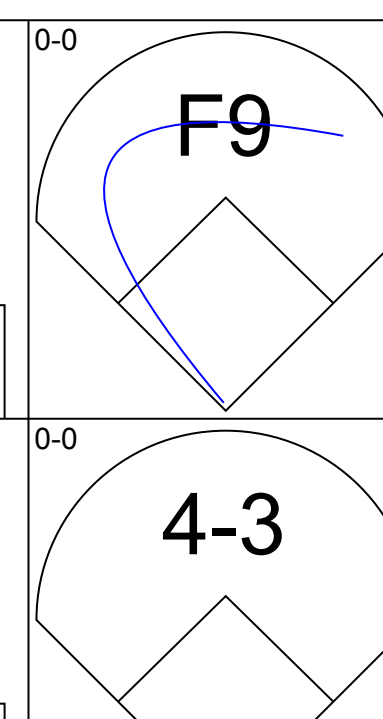
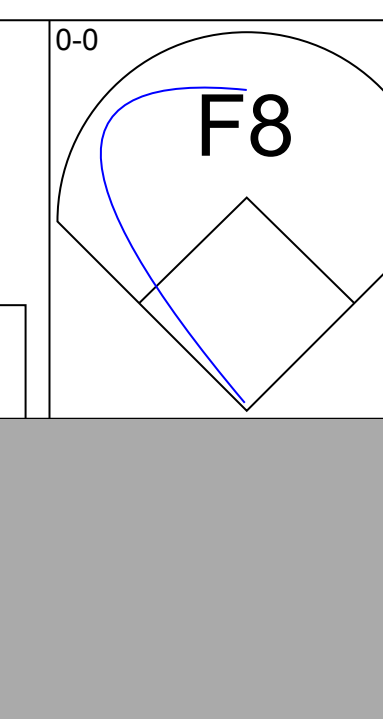
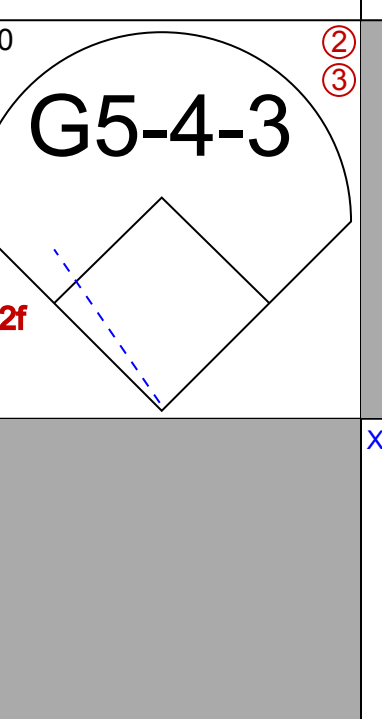
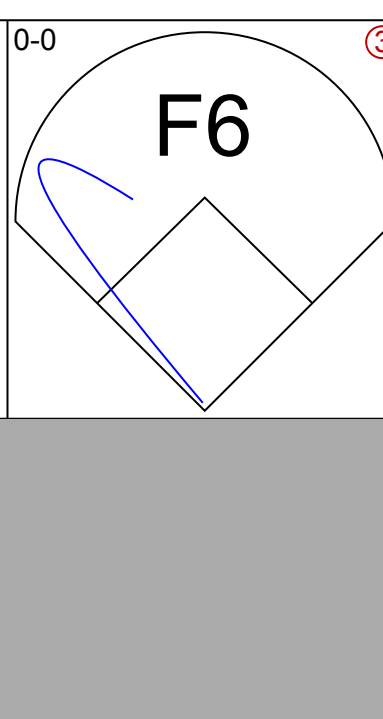

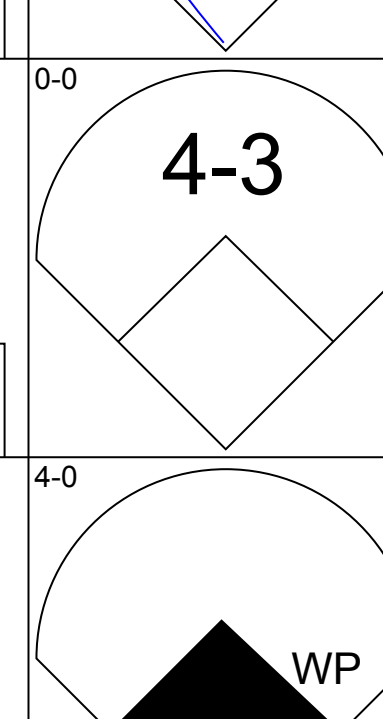
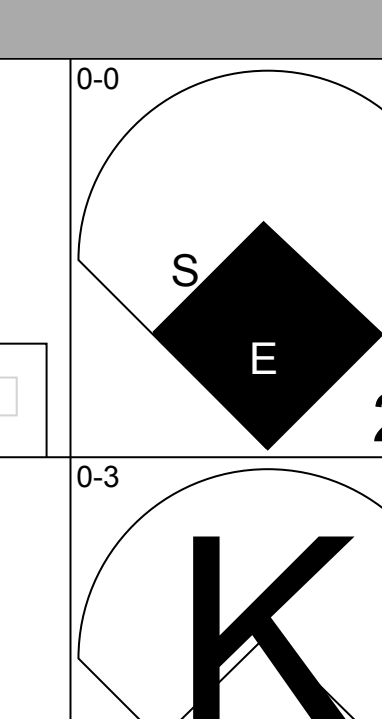
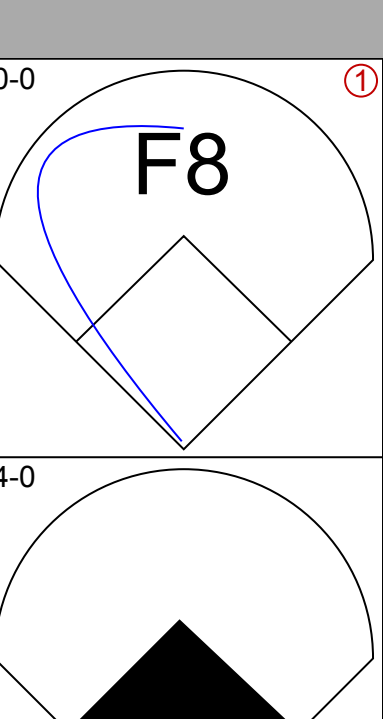
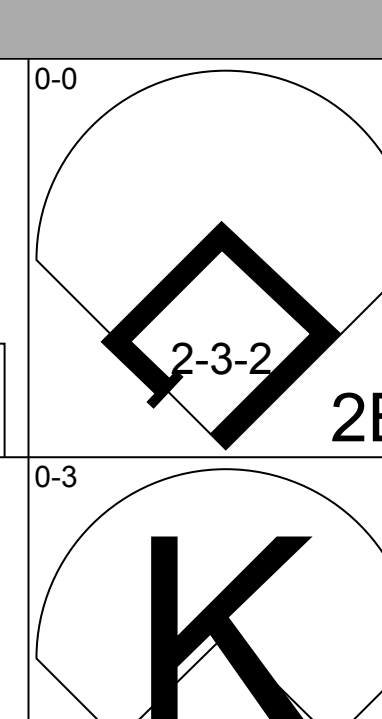
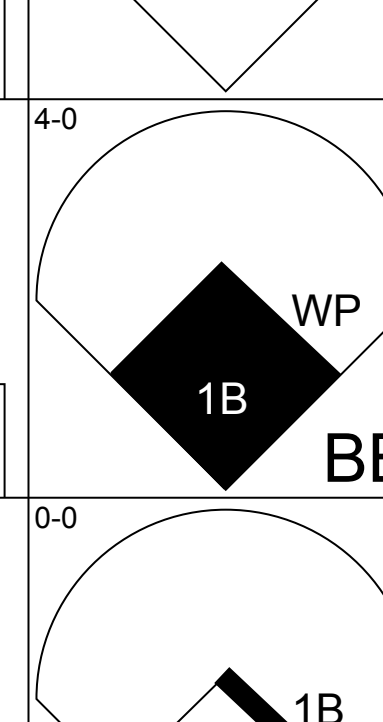
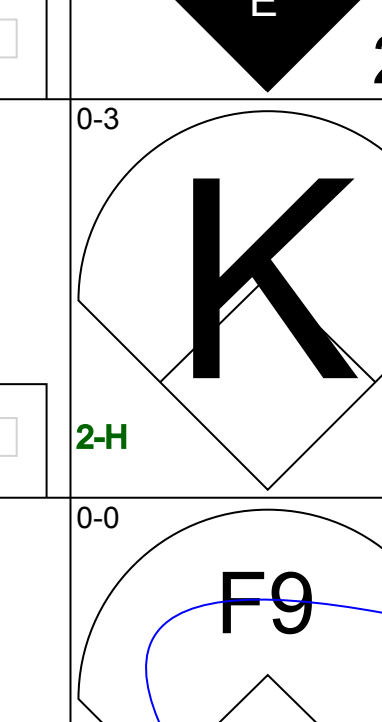
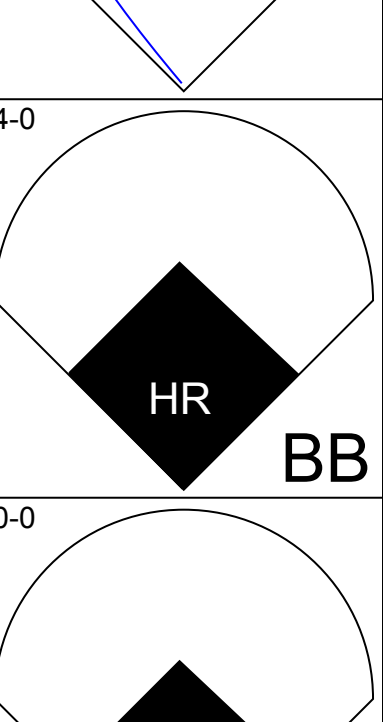
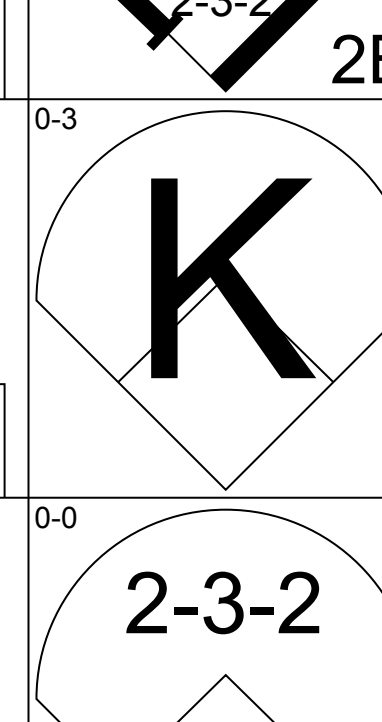
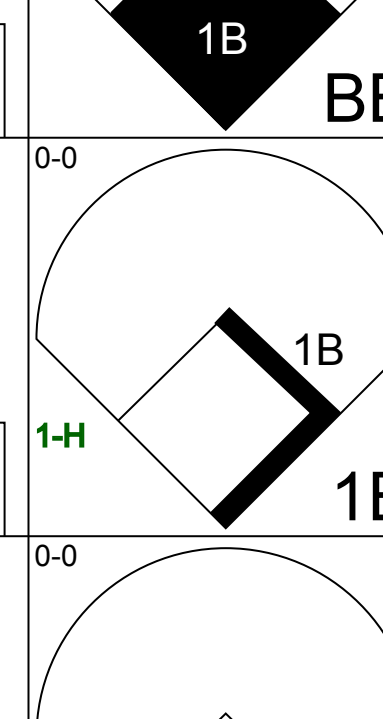
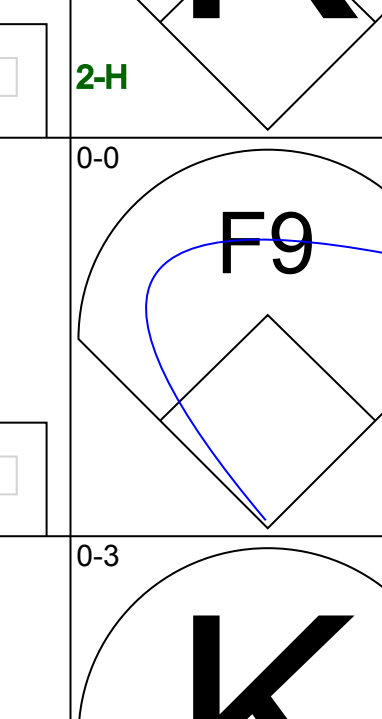
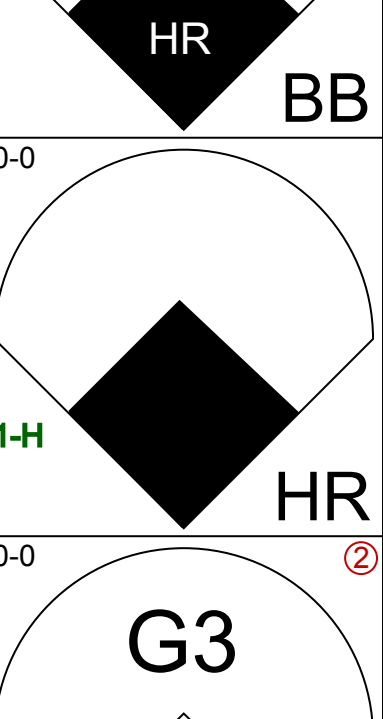
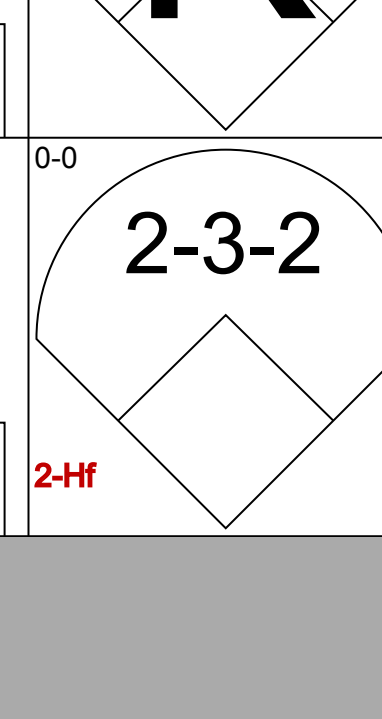
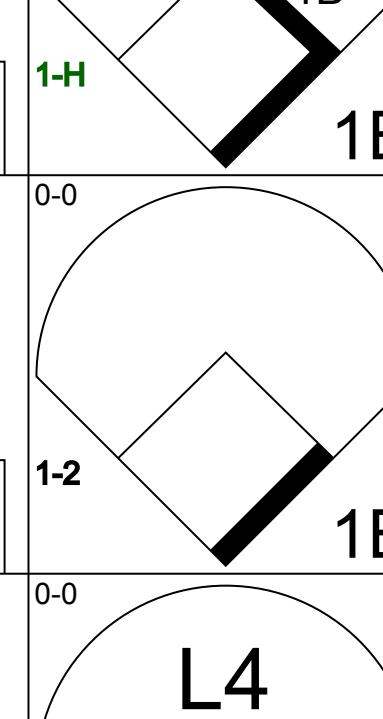
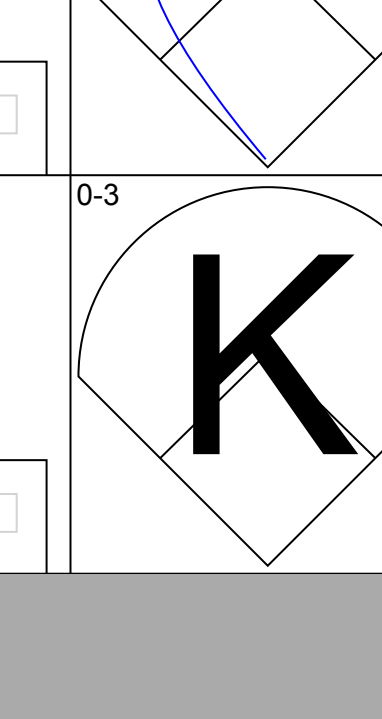
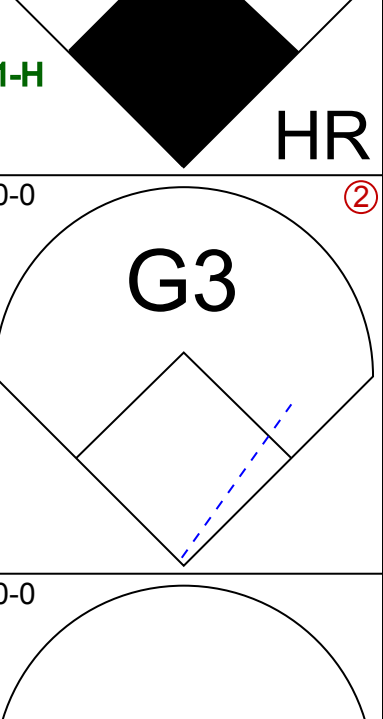
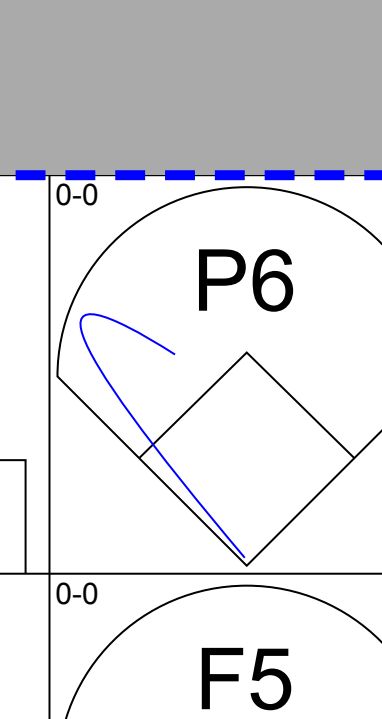
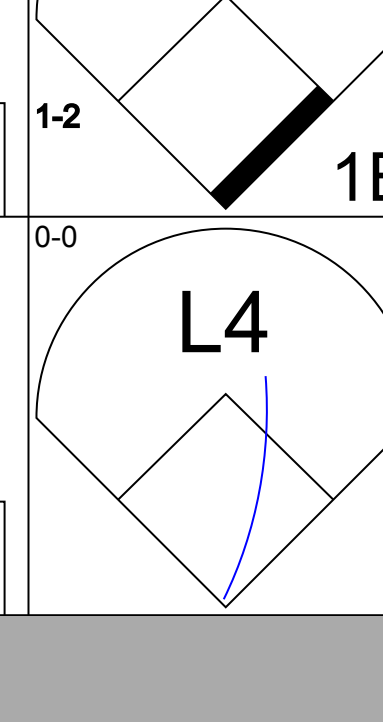
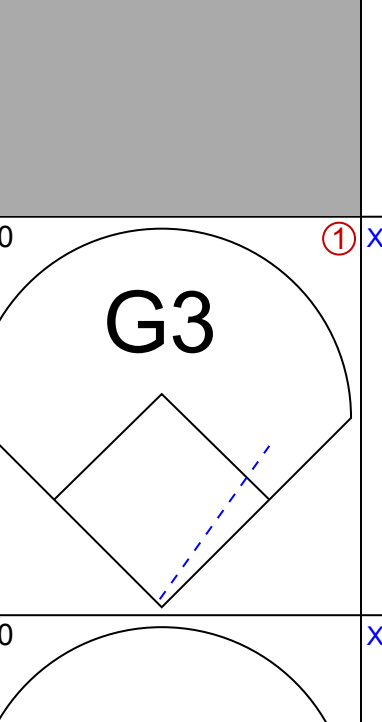

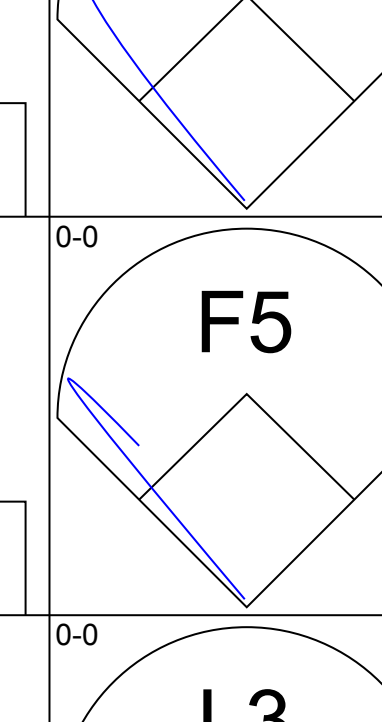
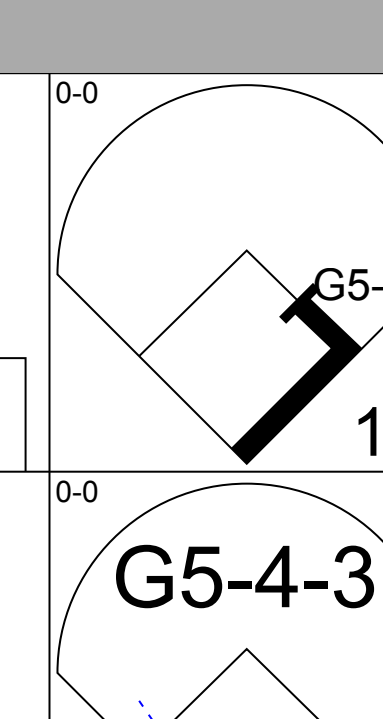
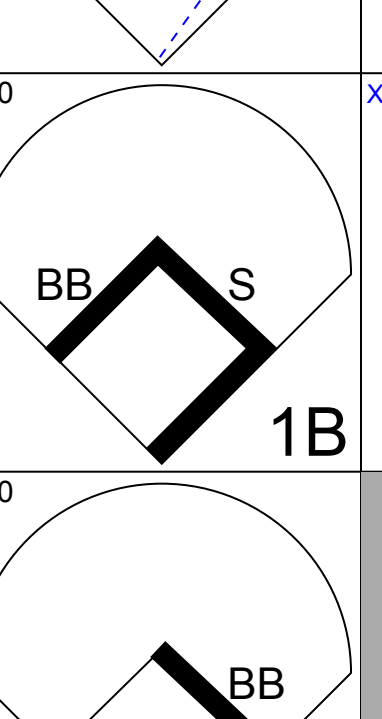
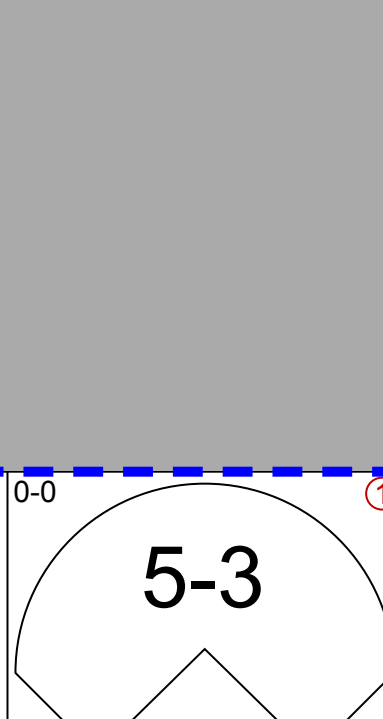
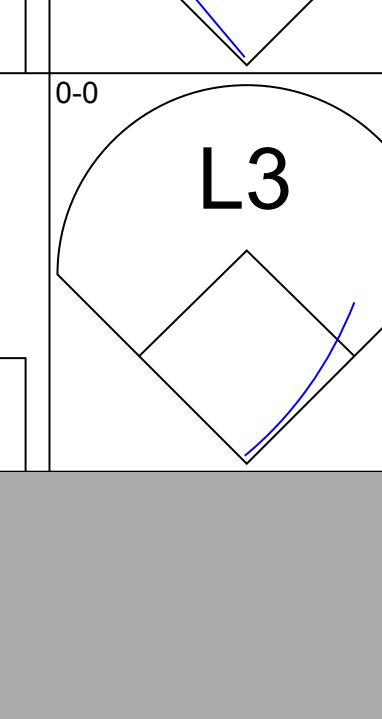
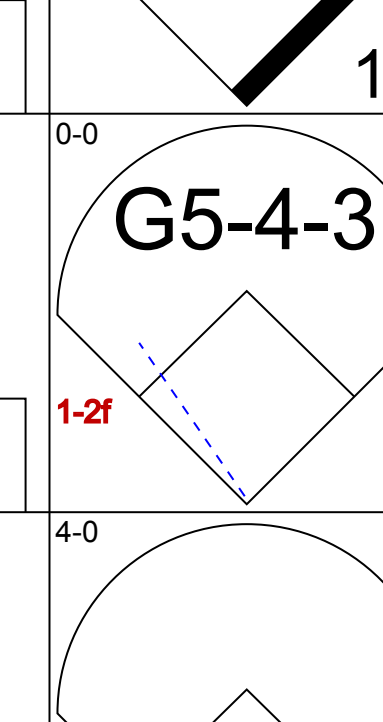
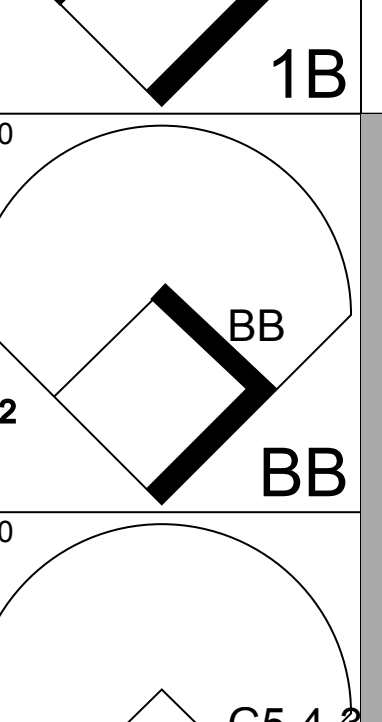
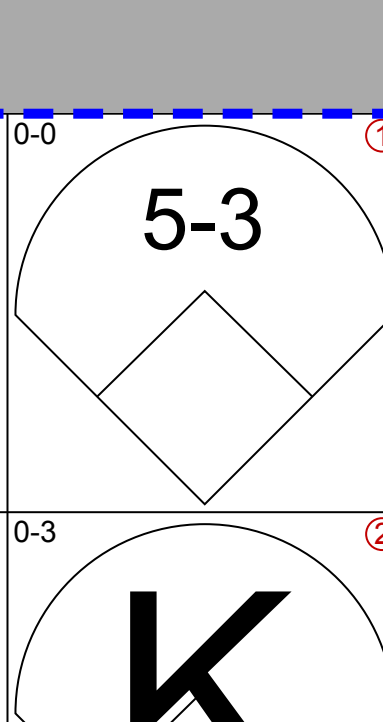
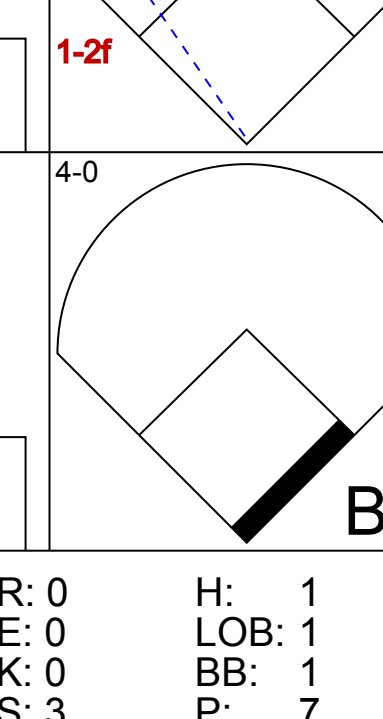
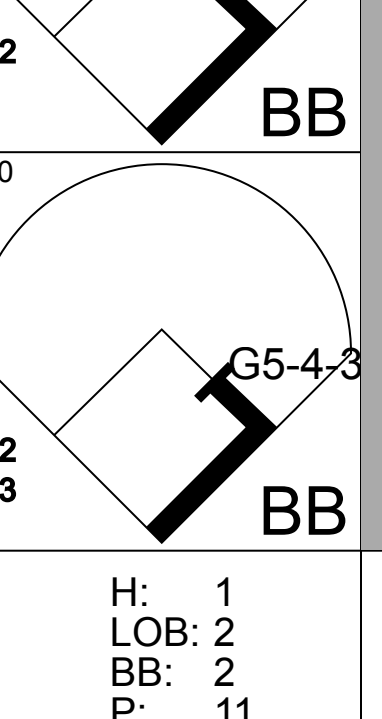
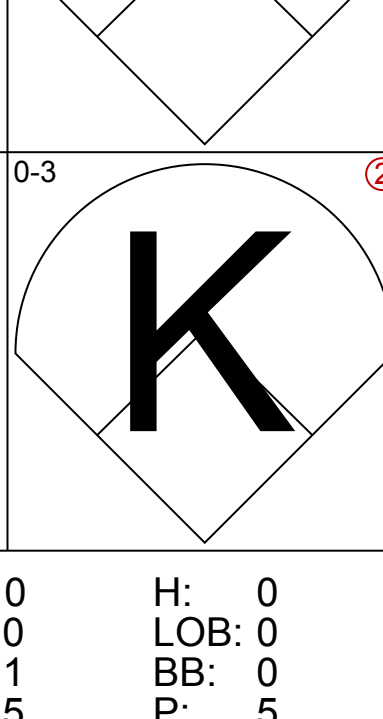








Batter	1	2	3	4	5	6	7	8	9	AB	R	H	RBI	BB	SO	LOB	TOP			
<b>Pepe Mangual, R</b> OBP: 0.339, SLG: 0.281 (1, 8)										4	0	0	0	0	2	2	<b>Montreal Expos @ Philadelphia Phillies</b> Veterans Stadium, Philadelphia, PA Tue Apr 29 1975, 7:05 PM EDT Att: 5,477 - Unknown 			
<b>Tim Foli, R</b> OBP: 0.359, SLG: 0.339 (1, 6)										4	0	0	0	0	1	0				
<b>Mike Jorgensen, L</b> OBP: 0.286, SLG: 0.296 (1, 3)										3	0	0	0	1	0	0				
<b>Bob Bailey, R</b> OBP: 0.286, SLG: 0.167 (1, 7)										4	0	1	0	0	0	1				
<b>Gary Carter, R</b> OBP: 0.333, SLG: 0.465 (1, 9)										3	0	0	0	0	1	1				
<b>Larry Parrish, R</b> OBP: 0.384, SLG: 0.500 (1, 5)										3	0	2	0	0	0	0				
<b>Barry Foote, R</b> OBP: 0.195, SLG: 0.111 (1, 2)										3	0	0	0	0	0	2				
<b>Pete Mackanin, R</b> OBP: 0.286, SLG: 0.370 (1, 4)										3	0	0	0	0	1	2				
<b>Dennis Blair, R</b> (1, 1)										1	0	0	0	0	1	0				
<b>Larry Blittner, L</b> OBP: 0.362, SLG: 0.300 (6, PH)										1	0	0	0	0	0	0				
<b>Steve Renko, R</b> (6, 1)										0	0	0	0	0	0	0				
<b>Pat Scanlon, L</b> OBP: 0.429, SLG: 0.200 (6, PH)										0	0	0	0	1	0	0				
<b>John Montague, R</b> (6, PH)										0	0	0	0	0	0	0				
<b>Donald DeMola, R</b> (8, 1)										0	0	0	0	0	0	0				
<b>Inning Stats</b>	R: 0 E: 0 K: 1 S: 5	H: 0 LOB: 1 BB: 1 P: 9	R: 0 E: 0 K: 1 S: 5	H: 0 LOB: 0 BB: 0 P: 5	R: 0 E: 0 K: 2 S: 7	H: 0 LOB: 0 BB: 0 P: 7	R: 0 E: 0 K: 0 S: 4	H: 1 LOB: 1 BB: 0 P: 4	R: 0 E: 0 K: 0 S: 3	H: 1 LOB: 0 BB: 0 P: 3	R: 0 E: 0 K: 0 S: 3	H: 0 LOB: 0 BB: 0 P: 3	R: 0 E: 1 K: 0 S: 4	H: 1 LOB: 2 BB: 1 P: 8	R: 0 E: 0 K: 0 S: 3	H: 0 LOB: 0 BB: 0 P: 3	1B: 3 2B: 0 3B: 0 HR: 0	SF: 0 SAC: 0 DP: 2 HBP: 0	WP: 0 PB: 0 CS: 0	PA: 31
<b>PITCHER</b> <b>Jim Lonborg, R</b> ERA: 1.91 (1, 1)	IP: 9.0 WLS: W BF: 31 H: 3 R: 0 ER: 0 SO: 6 BB: 2 IBB: 0 HBP: 0 BLK: 0 WP: 0 HR: 0 S: 41 P: 49 ERA: 0.00 WHIP: 0.556																			

Batter	1	2	3	4	5	6	7	8	9	AB	R	H	RBI	BB	SO	LOB	BOTTOM			
<b>Dave Cash, R</b> OBP: 0.338, SLG: 0.356 (1, 4)										4	0	0	0	0	0	4	<b>Montreal Expos @ Philadelphia Phillies</b> Veterans Stadium, Philadelphia, PA Tue Apr 29 1975, 7:05 PM EDT Att: 5,477 - Unknown 			
<b>Larry Bowa, S</b> OBP: 0.329, SLG: 0.380 (1, 6)										4	1	2	0	0	0	0				
<b>Mike Schmidt, R</b> OBP: 0.254, SLG: 0.313 (1, 5)										2	2	0	0	2	2	1				
<b>Greg Luzinski, R</b> OBP: 0.361, SLG: 0.582 (1, 7)										4	1	2	3	0	0	1				
<b>Willie Montanez, L</b> OBP: 0.324, SLG: 0.493 (1, 3)										4	0	1	0	0	1	0				
<b>Jay Johnstone, L</b> OBP: 0.450, SLG: 0.688 (1, 9)										4	1	1	1	0	0	2				
<b>Don Hahn, R</b> (9, 8)										0	0	0	0	0	0	0				
<b>Bob Boone, R</b> OBP: 0.453, SLG: 0.456 (1, 2)										4	0	2	0	0	0	0				
<b>Mike Anderson, R</b> OBP: 0.260, SLG: 0.340 (1, 8)										2	0	0	0	1	0	1				
<b>Jim Lonborg, R</b> (1, 1)										1	0	0	0	2	1	0				
<b>Inning Stats</b>	R: 1 E: 0 K: 0 S: 5	H: 2 LOB: 2 BB: 1 P: 9	R: 0 E: 0 K: 0 S: 3	H: 1 LOB: 1 BB: 1 P: 7	R: 1 E: 0 K: 2 S: 8	H: 1 LOB: 0 BB: 0 P: 8	R: 0 E: 0 K: 0 S: 3	H: 1 LOB: 2 BB: 2 P: 11	R: 3 E: 0 K: 0 S: 5	H: 2 LOB: 0 BB: 1 P: 9	R: 0 E: 0 K: 1 S: 5	H: 0 LOB: 0 BB: 0 P: 5	R: 0 E: 0 K: 0 S: 3	H: 0 LOB: 0 BB: 0 P: 3	R: 0 E: 0 K: 0 S: 3	H: 0 LOB: 0 BB: 0 P: 3	1B: 4 2B: 3 3B: 0 HR: 2	SF: 0 SAC: 0 DP: 3 HBP: 0	WP: 1 PB: 0 CS: 0	PA: 34
<b>PITCHER</b> <b>Dennis Blair, R</b> ERA: 4.0 (1, 1)	IP: 5.0 WLS: L BF: 25 H: 7 R: 5 ER: 4 SO: 2 BB: 5 IBB: 0 HBP: 0 BLK: 0 WP: 1 HR: 2 S: 24 P: 44 ERA: 7.20 WHIP: 2.400																			
<b>Steve Renko, R</b> ERA: 6.14 (6, 1)	IP: 2.0 WLS: 6 BF: 1 H: 0 R: 0 ER: 0 SO: 2 BB: 0 IBB: 0 HBP: 0 BLK: 0 WP: 0 HR: 0 S: 10 P: 10 ERA: 0.00 WHIP: 0.500																			
<b>Donald DeMola, R</b> ERA: 3.18 (8, 1)	IP: 1.0 WLS: 3 BF: 0 H: 0 R: 0 ER: 0 SO: 0 BB: 0 IBB: 0 HBP: 0 BLK: 0 WP: 0 HR: 0 S: 3 P: 3 ERA: 0.00 WHIP: 0.000																			







Batter	1	2	3	4	5	6	7	8	9	AB	R	H	RBI	BB	SO	LOB	TOP			
<b>Pepe Mangual, R</b> OBP: 0.348, SLG: 0.274 (1, 8)										3	0	1	0	1	1	3	<b>Montreal Expos @ New York Mets</b> Shea Stadium, Flushing, NY Fri May 02 1975, 7:05 PM EDT Att: 13,088 - Unknown			
<b>Tim Foli, R</b> OBP: 0.352, SLG: 0.348 (1, 6)										4	0	1	0	0	0	2				
<b>Gary Carter, R</b> OBP: 0.304, SLG: 0.400 (1, 9)										3	0	0	0	1	0	1				
<b>Bob Bailey, R</b> OBP: 0.267, SLG: 0.083 (1, 7)										3	0	0	0	1	1	2				
<b>Larry Parrish, R</b> OBP: 0.349, SLG: 0.484 (1, 5)										4	0	1	0	0	0	2				
<b>Barry Foote, R</b> OBP: 0.154, SLG: 0.164 (1, 2)										3	0	0	0	0	1	1				
<b>Mike Jorgensen, L</b> OBP: 0.271, SLG: 0.267 (1, 3)										3	0	0	0	0	1	0				
<b>Pete Mackanin, R</b> OBP: 0.314, SLG: 0.394 (1, 4)										2	0	1	0	1	0	0				
<b>Dave McNally, R</b> OBP: 0.353, SLG: 0.154 (1, 1)										0	0	0	0	2	0	0				
<b>Jose Morales, R</b> OBP: 0.286, SLG: 0.429 (8, PH)										1	0	0	0	0	1	0				
<b>Dale Murray, R</b> (8, 1)										0	0	0	0	0	0	0				
<b>Inning Stats</b>	R: 0 E: 0 K: 1 S: 5	H: 1 LOB: 1 BB: 1 P: 9	R: 0 E: 0 K: 2 S: 7	H: 0 LOB: 0 BB: 0 P: 7	R: 0 E: 0 K: 0 S: 2	H: 1 LOB: 0 BB: 1 P: 6	R: 0 E: 0 K: 0 S: 3	H: 1 LOB: 1 BB: 1 P: 7	R: 0 E: 0 K: 1 S: 5	H: 0 LOB: 2 BB: 2 P: 13	R: 0 E: 0 K: 0 S: 3	H: 0 LOB: 0 BB: 0 P: 3	R: 0 E: 0 K: 0 S: 3	H: 1 LOB: 0 BB: 0 P: 3	R: 0 E: 0 K: 0 S: 3	H: 0 LOB: 0 BB: 0 P: 3	1B: 3 2B: 1 3B: 0 HR: 0	SF: 0 SAC: 0 DP: 3 HBP: 0	WP: 0 PB: 0 SB: 1 CS: 3	PA: 32
<b>PITCHER</b> <b>Jerry Kosman, L</b> ERA: 5.01 (1, 1)	IP: 9.0 WLS: W BF: 32 H: 4 R: 0 ER: 0 SO: 5 BB: 6 IBB: 0 HBP: 0 BLK: 0 WP: 0 HR: 0 S: 36 P: 60 ERA: 0.00 WHIP: 1.111															<b>PITCHER</b>				

Batter	1	2	3	4	5	6	7	8	9	AB	R	H	RBI	BB	SO	LOB	BOTTOM			
<b>Del Unser, L</b> OBP: 0.385, SLG: 0.465 (1, 8)										4	0	1	0	0	0	4	<b>Montreal Expos @ New York Mets</b> Shea Stadium, Flushing, NY Fri May 02 1975, 7:05 PM EDT Att: 13,088 - Unknown			
<b>Felix Milten, R</b> OBP: 0.266, SLG: 0.351 (1, 4)										3	0	1	1	1	0	0				
<b>Rusty Staub, L</b> OBP: 0.373, SLG: 0.466 (1, 9)										5	1	1	0	0	1	4				
<b>Joe Torre, R</b> OBP: 0.255, SLG: 0.214 (1, 5)										2	0	0	0	1	1	0				
<b>Wayne Garrett, L</b> OBP: 0.450, SLG: 0.387 (9, 5)										0	0	0	0	0	0	0				
<b>Dave Kingman, R</b> OBP: 0.261, SLG: 0.439 (1, 7)										4	0	0	0	0	1	4				
<b>John Milner, L</b> OBP: 0.356, SLG: 0.364 (1, 3)										4	0	3	1	0	0	0				
<b>Jack Heidemann, R</b> OBP: 0.324, SLG: 0.406 (1, 6)										3	1	1	0	0	0	3				
<b>Bud Harrelson, S</b> OBP: 0.303, SLG: 0.290 (8, 6)										0	0	0	0	0	0	0				
<b>Jerry Grote, R</b> OBP: 0.286, SLG: 0.327 (1, 2)										3	1	1	0	1	1	1				
<b>Jerry Kosman, R</b> OBP: 0.308, SLG: 0.308 (1, 1)										3	0	1	1	0	1	3				
<b>Inning Stats</b>	R: 0 E: 0 K: 1 S: 6	H: 1 LOB: 2 BB: 1 P: 10	R: 1 E: 0 K: 1 S: 7	H: 2 LOB: 1 BB: 0 P: 7	R: 0 E: 0 K: 0 S: 3	H: 0 LOB: 0 BB: 0 P: 3	R: 0 E: 1 K: 1 S: 7	H: 1 LOB: 3 BB: 1 P: 11	R: 1 E: 0 K: 0 S: 5	H: 2 LOB: 2 BB: 0 P: 6	R: 0 E: 1 K: 0 S: 4	H: 1 LOB: 2 BB: 1 P: 8	R: 0 E: 0 K: 2 S: 8	H: 1 LOB: 1 BB: 0 P: 8	R: 1 E: 0 K: 0 S: 5	H: 1 LOB: 1 BB: 0 P: 5	1B: 5 2B: 2 3B: 2 HR: 0	SF: 1 SAC: 3 DP: 0 HBP: 1	WP: 0 PB: 0 SB: 0 CS: 0	PA: 39
<b>PITCHER</b> <b>Dave McNally, L</b> ERA: 3.63 (1, 1)	IP: 7.0 WLS: L BF: 34 H: 8 R: 2 ER: 2 SO: 5 BB: 1 IBB: 2 HBP: 1 BLK: 0 WP: 0 HR: 0 S: 40 P: 53 ERA: 2.57 WHIP: 1.286															<b>PITCHER</b>				
<b>Dale Murray, R</b> ERA: 3.72 (8, 1)	IP: 1.0 WLS: 5 BF: 1 H: 1 R: 1 ER: 1 SO: 0 BB: 0 IBB: 0 HBP: 0 BLK: 0 WP: 0 HR: 0 S: 5 P: 5 ERA: 9.00 WHIP: 1.000															<b>PITCHER</b>				

AB	26
R	0
H	4
RBI	0
BB	6
SO	5
LOB	11



AB	31
R	3
H	9
RBI	3
BB	3
SO	5
LOB	19





Batter	1	2	3	4	5	6	7	8	9	AB R H RBI BB SO LOB	TOP									
<b>Pepe Mangual, R</b> OBP: 0.351, SLG: 0.273 (1, 8)										4 0 1 0 1 1 0	<b>Montreal Expos @ New York Mets</b> Shea Stadium, Flushing, NY Sat May 03 1975, 3:33 AM EDT Att: 38,803 - Unknown									
<b>Tim Foli, R</b> OBP: 0.355, SLG: 0.333 (1, 6)										3 0 0 0 2 1 1										
<b>Tony Scott, S</b> OBP: 0.271, SLG: 0.227 (1, 7)										5 2 2 0 0 0 4										
<b>Mike Jorgensen, L</b> OBP: 0.270, SLG: 0.266 (1, 3)										4 0 1 1 0 0 1										
<b>Larry Parrish, R</b> OBP: 0.343, SLG: 0.485 (1, 5)										4 0 1 1 0 0 1										
<b>Gary Carter, R</b> OBP: 0.317, SLG: 0.396 (1, 9)										3 1 1 0 1 0 1										
<b>Barry Foote, R</b> OBP: 0.147, SLG: 0.156 (1, 2)										3 0 0 0 0 1 3										
<b>Pete Mackanin, R</b> OBP: 0.359, SLG: 0.444 (1, 4)										3 0 2 1 1 0 0										
<b>Woodie Fryman, R</b> OBP: 0.154, SLG: 0.231 (1, 1)										4 0 0 0 0 2 3										
<b>Inning Stats</b>	R: 1 E: 0 K: 1 S: 7	H: 2 LOB: 1 BB: 0 P: 7	R: 0 E: 0 K: 0 S: 3	H: 0 LOB: 1 BB: 1 P: 7	R: 0 E: 0 K: 0 S: 2	H: 0 LOB: 0 BB: 1 P: 6	R: 0 E: 0 K: 1 S: 6	H: 0 LOB: 1 BB: 0 P: 6	R: 0 E: 0 K: 0 S: 5	H: 2 LOB: 2 BB: 1 P: 9	R: 0 E: 0 K: 1 S: 5	H: 1 LOB: 1 BB: 1 P: 9	R: 0 E: 0 K: 0 S: 3	H: 0 LOB: 0 BB: 0 P: 3	R: 1 E: 0 K: 1 S: 8	H: 3 LOB: 3 BB: 1 P: 12	1B: 6 2B: 3 3B: 0 HR: 0	SF: 0 SAC: 1 DP: 2 HBP: 0	WP: 1 PB: 0 CS: 0	PA: 39
<b>PITCHER</b>	IP WLS BF H R ER SO BB IBB HBP BLK WP HR S P ERA WHIP											<b>PITCHER</b>	IP WLS BF H R ER SO BB IBB HBP BLK WP HR S P ERA WHIP							
<b>Hank Webb, R</b> ERA: 2.57 (1, 1)	7.0 L 29 5 2 2 4 4 0 0 0 0 0 0 33 49 2.57 1.286																			
<b>Tom Hall, L</b> ERA: 1.13 (8, 1)	1.0 3 0 0 0 0 0 0 0 0 0 0 0 3 3 0.00 0.000																			
<b>Rick Baldwin, R</b> ERA: 4.05 (9, 1)	1.0 7 3 1 1 1 1 0 0 0 0 1 0 8 12 9.00 4.000																			

AB	33
R	3
H	8
RBI	3
BB	5
SO	5
LOB	14



Batter	1	2	3	4	5	6	7	8	9	AB R H RBI BB SO LOB	BOTTOM									
<b>Del Unser, L</b> OBP: 0.366, SLG: 0.440 (1, 8)										4 0 0 0 0 1 0	<b>Montreal Expos @ New York Mets</b> Shea Stadium, Flushing, NY Sat May 03 1975, 3:33 AM EDT Att: 38,803 - Unknown									
<b>Felix Milten, R</b> OBP: 0.277, SLG: 0.342 (1, 4)										2 0 0 0 1 0 0										
<b>Rusty Staub, L</b> OBP: 0.366, SLG: 0.443 (1, 9)										3 0 0 0 1 1 1										
<b>Joe Torre, R</b> OBP: 0.235, SLG: 0.196 (1, 5)										4 0 0 0 0 0 3										
<b>Dave Kingman, R</b> OBP: 0.250, SLG: 0.420 (1, 7)										3 0 0 0 0 1 0										
<b>John Milner, L</b> OBP: 0.339, SLG: 0.340 (1, 3)										3 0 0 0 0 1 0										
<b>John Stearns, R</b> OBP: 0.389, SLG: 0.600 (1, 2)										3 0 1 0 0 0 0										
<b>Bud Harrelson, S</b> OBP: 0.306, SLG: 0.273 (1, 6)										2 0 0 0 1 0 0										
<b>Hank Webb, R</b> (1, 1)										2 0 0 0 0 1 2										
<b>Tom Hall, L</b> (8, 1)										0 0 0 0 0 0 0										
<b>Jack Heidemann, R</b> OBP: 0.316, SLG: 0.394 (6, PH)										1 0 0 0 0 1 0										
<b>Rick Baldwin, L</b> OBP: 0.333, SLG: 0.333 (9, 1)										0 0 0 0 0 0 0										
<b>Inning Stats</b>	R: 0 E: 0 K: 0 S: 2	H: 0 LOB: 2 BB: 0 P: 10	R: 0 E: 0 K: 2 S: 7	H: 0 LOB: 0 BB: 0 P: 7	R: 0 E: 0 K: 0 S: 3	H: 0 LOB: 0 BB: 0 P: 3	R: 0 E: 0 K: 0 S: 4	H: 1 LOB: 2 BB: 1 P: 8	R: 0 E: 0 K: 1 S: 5	H: 0 LOB: 0 BB: 0 P: 5	R: 0 E: 0 K: 0 S: 3	H: 0 LOB: 0 BB: 0 P: 3	R: 0 E: 0 K: 1 S: 5	H: 0 LOB: 1 BB: 0 P: 5	R: 0 E: 0 K: 0 S: 3	H: 0 LOB: 1 BB: 0 P: 4	1B: 0 2B: 1 3B: 0 HR: 0	SF: 0 SAC: 0 DP: 1 HBP: 1	WP: 1 PB: 0 CS: 0	PA: 31
<b>PITCHER</b>	IP WLS BF H R ER SO BB IBB HBP BLK WP HR S P ERA WHIP											<b>PITCHER</b>	IP WLS BF H R ER SO BB IBB HBP BLK WP HR S P ERA WHIP							
<b>Woodie Fryman, L</b> ERA: 0.53 (1, 1)	9.0 W 31 1 0 0 6 2 1 1 0 1 0 0 39 52 0.00 0.333																			

AB	27
R	0
H	1
RBI	0
BB	3
SO	6
LOB	6





Batter	1	2	3	4	5	6	7	8	9	AB	R	H	RBI	BB	SO	LOB	TOP					
Rob Sperring, R (1,6) Andre Thornton, R (7,PH) Bob Locker, S (7,1)										2	0	0	0	1	0	1						
Jose Cardenal, R (1,7) OBP: 0.460, SLG: 0.476										2	0	1	0	2	0	1						
Bill Madlock, R (1,5) OBP: 0.370, SLG: 0.427										3	0	0	0	1	0	2						
Rick Monday, L (1,8) OBP: 0.453, SLG: 0.551										3	0	1	0	1	1	2						
Jerry Morales, R (1,9) OBP: 0.333, SLG: 0.371										4	0	0	0	0	0	6						
Ralph LaCock, L (1,3) OBP: 0.420, SLG: 0.415										3	1	1	0	1	0	0						
Manny Trillo, R (1,4) OBP: 0.375, SLG: 0.430										4	1	1	0	0	1	2						
Steve Swisher, R (1,2) Don Kessinger, S (7,PH)										2	0	0	0	0	0	1						
Ray Burris, R (1,1) Adrian Garrett, L (7,PH)										2	0	1	0	0	1	0						
Tim Hosley, R (7,2) OBP: 0.500, SLG: 0.200										1	0	0	1	0	0	1						
										0	0	0	0	0	0	0						
<b>Inning Stats</b>	R: 0 E: 0 K: 0 S: 2	H: 0 LOB: 0 BB: 1 P: 6	R: 0 E: 0 K: 0 S: 4	H: 2 LOB: 1 BB: 0 P: 4	R: 0 E: 0 K: 1 S: 5	H: 0 LOB: 0 BB: 0 P: 5	R: 0 E: 0 K: 0 S: 2	H: 0 LOB: 1 BB: 2 P: 10	R: 0 E: 1 K: 0 S: 3	H: 0 LOB: 0 BB: 0 P: 3	R: 0 E: 0 K: 0 S: 4	H: 1 LOB: 3 BB: 2 P: 12	R: 2 E: 0 K: 1 S: 6	H: 2 LOB: 1 BB: 2 P: 14	R: 0 E: 0 K: 2 S: 5	H: 0 LOB: 0 BB: 0 P: 7	R: 0 E: 0 K: 2 S: 7	H: 0 LOB: 0 BB: 0 P: 7	1B: 5 2B: 0 3B: 0 HR: 0	SF: 0 SAC: 0 DP: 4 HBP: 0	WP: 2 PB: 1 SB: 0 CS: 1	PA: 36
<b>PITCHER</b>	IP WLS BF H R ER SO BB IBB HBP BLK WP HR S P ERA WHIP																					
Dennis Blair, R (1,1) ERA: 3.65	6.2 W 28 4 2 2 2 7 0 0 0 1 0 25 53 2.70 1.650																					
Chuck Taylor, R (7,1) ERA: 0.93	2.1 S 7 1 0 0 3 0 0 0 0 1 0 13 13 0.00 0.429																					

Chicago Cubs @ Montreal Expos  
Jarry Park, Montreal, QB  
Mon May 05 1975, 7:05 PM EDT  
Att. 7,463 - Unknown - 55 F

AB 28  
R 2  
H 5  
RBI 1  
BB 7  
SO 5  
LOB 18



Batter	1	2	3	4	5	6	7	8	9	AB	R	H	RBI	BB	SO	LOB	BOTTOM			
Pepe Manguat, R (1,8) OBP: 0.359, SLG: 0.329										4	1	2	2	0	0	0				
Tim Foli, R (1,6) OBP: 0.350, SLG: 0.329										4	0	1	0	0	1	0				
Tony Scott, S (1,7) OBP: 0.288, SLG: 0.250										4	0	2	0	0	0	2				
Mike Jorgensen, L (1,3) OBP: 0.269, SLG: 0.254										3	0	0	0	1	1	2				
Larry Parrish, R (1,5) OBP: 0.352, SLG: 0.529										4	1	2	1	0	0	3				
Gary Carter, R (1,9) OBP: 0.302, SLG: 0.375										3	0	0	0	0	1	1				
Pete Mackanin, R (1,4) OBP: 0.333, SLG: 0.410										3	0	0	0	0	0	1				
Barry Foote, R (1,2) OBP: 0.155, SLG: 0.152										2	1	0	0	1	0	1				
Dennis Blair, R (1,1) Chuck Taylor, R (7,1)										2	0	0	0	0	2	1				
										1	0	0	0	0	1	0				
<b>Inning Stats</b>	R: 0 E: 0 K: 1 S: 6	H: 1 LOB: 1 BB: 0 P: 6	R: 0 E: 0 K: 0 S: 3	H: 0 LOB: 0 BB: 0 P: 3	R: 2 E: 0 K: 1 S: 7	H: 2 LOB: 1 BB: 1 P: 11	R: 0 E: 0 K: 0 S: 4	H: 1 LOB: 1 BB: 0 P: 4	R: 0 E: 0 K: 1 S: 5	H: 0 LOB: 0 BB: 0 P: 5	R: 1 E: 0 K: 2 S: 8	H: 1 LOB: 0 BB: 0 P: 8	R: 0 E: 0 K: 1 S: 5	H: 0 LOB: 0 BB: 0 P: 5	R: 0 E: 0 K: 0 S: 4	H: 2 LOB: 1 BB: 1 P: 8	1B: 5 2B: 0 3B: 0 HR: 2	SF: 0 SAC: 0 DP: 1 HBP: 0	WP: 0 PB: 0 SB: 0 CS: 0	PA: 32
<b>PITCHER</b>	IP WLS BF H R ER SO BB IBB HBP BLK WP HR S P ERA WHIP																			
Ray Burris, R (1,1) ERA: 4.02	6.0 L 24 5 3 3 3 1 0 0 0 0 2 33 37 4.50 1.000																			
Bob Locker, R (7,1) ERA: 2.7	2.0 8 2 0 0 1 0 1 0 0 0 0 9 13 0.00 1.000																			

Chicago Cubs @ Montreal Expos  
Jarry Park, Montreal, QB  
Mon May 05 1975, 7:05 PM EDT  
Att. 7,463 - Unknown - 55 F

AB 30  
R 3  
H 7  
RBI 3  
BB 2  
SO 6  
LOB 11





Batter	1	2	3	4	5	6	7	8	9	AB	R	H	RBI	BB	SO	LOB	TOP				
<b>Don Kessinger, S</b> (1, 6) OBP: 0.346, SLG: 0.337	4-0 1B 4-3 BB		4-0 BB 1B BB		0-0 6-3		0-0 E 2B		0-0 F7	3	1	1	1	2	0	0	<b>Chicago Cubs @ Montreal Expos</b> Jarry Park, Montreal, QB Tue May 06 1975, 7:05 PM EDT Att. 5,164 - Unknown - 58 F				
<b>Jose Cardenal, R</b> (1, 7) OBP: 0.462, SLG: 0.477	0-0 4-3		0-0 BB		0-0 E3		0-0 E7		0-0 L8	4	1	2	0	0	0	1					
<b>Milt Wilcox, R</b> (7, 1) OBP: 0.333, SLG: 0.333	1-2		1-2 1B		0-0 G6-4-3		0-0 SF7			0	0	0	0	0	0	0					
<b>Adrian Garrett, L</b> (9, PH)							2-H			1	0	0	0	0	0	0					
<b>Bill Madlock, R</b> (1, 5) OBP: 0.375, SLG: 0.429	0-0 1B		4-0 1B		0-0 G6-4-3		0-0 SF7			2	0	1	1	1	0	1					
<b>Rick Monday, L</b> (1, 8) OBP: 0.444, SLG: 0.573	0-0 FC5-2-5-6-4		0-3 K		0-0 K		0-0 G3			4	1	1	1	0	1	5					
<b>Jerry Morales, R</b> (1, 9) OBP: 0.330, SLG: 0.366		0-3 K	0-3 K				0-0 HR		0-0 5-3	4	0	1	0	0	2	3					
<b>Ralph LaCock, L</b> (1, 3) OBP: 0.425, SLG: 0.411		0-0 FC6-4 1B		4-0 G6-4-3 BB		0-0 F7		0-0 L4		3	0	1	0	1	0	1					
<b>Manny Trillo, R</b> (1, 4) OBP: 0.385, SLG: 0.432	0-0 FC6-4			4-0 G6-4-3 BB		0-0 F7		0-0 P6		2	0	1	0	1	0	1					
<b>Ron Dunn, R</b> (6, 4) OBP: 0.400, SLG: 0.600	1-2 FC5-4			1-2 G6-4-3 BB		1-2 G5-4-3 1B				1	0	0	0	0	0	0					
<b>Steve Swisher, R</b> (1, 2) OBP: 0.247, SLG: 0.263	0-0 FC5-4			0-0 G6-4-3		0-0 G5-4-3		0-0 F8		4	0	0	0	0	0	5					
<b>Rick Reuschel, R</b> (1, 1) OBP: 0.125, SLG: 0.125			0-0 5-3		0-0 5-3			0-0 F8		2	0	0	0	0	0	1					
<b>Champ Summers, L</b> (7, PH) OBP: 0.400, SLG: 0.500				0-0 5-3			0-0 2B		0-0 F8	2	1	1	0	0	0	0					
<b>Inning Stats</b>	R: 0 E: 0 K: 0 S: 3	H: 1 LOB: 1 BB: 1 P: 7	R: 0 E: 0 K: 1 S: 6	H: 1 LOB: 1 BB: 0 P: 6	R: 0 E: 0 K: 2 S: 8	H: 1 LOB: 3 BB: 2 P: 16	R: 0 E: 1 K: 0 S: 2	H: 0 LOB: 0 BB: 0 P: 10	R: 0 E: 0 K: 0 S: 5	H: 3 LOB: 1 BB: 0 P: 5	R: 3 E: 1 K: 0 S: 6	H: 3 LOB: 0 BB: 0 P: 6	R: 0 E: 0 K: 0 S: 3	H: 0 LOB: 0 BB: 0 P: 3	R: 0 E: 0 K: 0 S: 3	H: 0 LOB: 0 BB: 0 P: 3	1B: 6 2B: 3 3B: 0 HR: 1	SF: 1 SAC: 0 DP: 4 HBP: 0	WP: 0 PB: 0 SB: 0 CS: 0	PA: 38	
<b>PITCHER</b>	IP	WLS	BF	H	R	ER	SO	BB	IBB	HBP	BLK	WP	HR	S	P	ERA	WHIP				
<b>Steve Rogers, R</b> (1, 1) ERA: 4.25	6.0	W	29	9	4	3	3	5	0	0	0	0	1	30	50	4.50	2.333				
<b>Chuck Taylor, R</b> (7, 1) ERA: 0.71	3.0	S	9	0	0	0	0	0	0	0	0	0	0	9	9	0.00	0.000				

AB	32
R	4
H	9
RBI	3
BB	5
SO	3
LOB	18



Batter	1	2	3	4	5	6	7	8	9	AB	R	H	RBI	BB	SO	LOB	BOTTOM				
<b>Pepe Manguat, R</b> (1, 8) OBP: 0.376, SLG: 0.365	0-0 S PB 2B	0-0 F8		0-0 FC4-2 1B 1-2 2-3 HR 1B		0-0 SH1-3		0-0 S 1B		4	3	3	0	0	0	2	<b>Chicago Cubs @ Montreal Expos</b> Jarry Park, Montreal, QB Tue May 06 1975, 7:05 PM EDT Att. 5,164 - Unknown - 58 F				
<b>Tim Foli, R</b> (1, 6) OBP: 0.353, SLG: 0.333	0-3 K G4-6-3 2-H		0-3 K	0-0 FC4-2 HR 1B		0-0 F9		0-0 1B		5	1	2	2	0	2	1					
<b>Tony Scott, S</b> (1, 7) OBP: 0.263, SLG: 0.226	0-0 G4-6-3 1-2		0-3 K	0-0 FC4-2 HR		0-0 4-3		0-3 K		5	1	0	0	0	2	6					
<b>Mike Jorgensen, L</b> (1, 3) OBP: 0.280, SLG: 0.310	0-0 F7		0-0 2B	0-0 HR				0-3 K		4	2	2	4	0	1	0					
<b>Larry Parrish, R</b> (1, 5) OBP: 0.360, SLG: 0.541		0-0 SH2-3 2B 1B	0-0 2B	0-3 K				0-0 F8		4	1	2	1	0	1	0					
<b>Gary Carter, R</b> (1, 9) OBP: 0.303, SLG: 0.362		0-0 SH2-3	0-3 K		0-3 K		4-0 S BB			2	0	0	0	1	2	1					
<b>Pete Mackanin, R</b> (1, 4) OBP: 0.348, SLG: 0.442		0-0 E 2-H 2B		0-0 1B FC4 1B		0-0 K		0-0 F7		4	1	2	1	0	1	1					
<b>Barry Foote, R</b> (1, 2) OBP: 0.147, SLG: 0.143		0-0 5-3		0-0 FC4 1B FC4-2 1B		0-0 P5		0-0 5-3		4	0	0	0	0	0	2					
<b>Steve Rogers, R</b> (1, 1) OBP: 0.222, SLG: 0.222		0-0 E6		0-0 B1		0-0 SH1-3 1B		0-0 1-3		3	0	1	0	0	0	3					
<b>Chuck Taylor, R</b> (7, 1) ERA: 3.86	2-3									1	0	0	0	0	0	0					
<b>Inning Stats</b>	R: 1 E: 0 K: 1 S: 6	H: 1 LOB: 0 BB: 0 P: 6	R: 1 E: 1 K: 0 S: 6	H: 2 LOB: 2 BB: 0 P: 6	R: 1 E: 0 K: 3 S: 11	H: 2 LOB: 1 BB: 0 P: 11	R: 5 E: 0 K: 1 S: 10	H: 4 LOB: 0 BB: 0 P: 10	R: 0 E: 0 K: 2 S: 7	H: 0 LOB: 0 BB: 0 P: 7	R: 0 E: 0 K: 0 S: 4	H: 1 LOB: 1 BB: 0 P: 4	R: 0 E: 0 K: 1 S: 5	H: 0 LOB: 1 BB: 1 P: 9	R: 1 E: 0 K: 1 S: 7	H: 2 LOB: 1 BB: 0 P: 7	1B: 8 2B: 3 3B: 0 HR: 1	SF: 0 SAC: 2 DP: 1 HBP: 0	WP: 0 PB: 1 SB: 3 CS: 0	PA: 39	
<b>PITCHER</b>	IP	WLS	BF	H	R	ER	SO	BB	IBB	HBP	BLK	WP	HR	S	P	ERA	WHIP				
<b>Rick Reuschel, R</b> (1, 1) ERA: 8.74	6.0	L	30	10	8	8	7	0	0	0	0	0	1	44	44	12.00	1.667				
<b>Milt Wilcox, R</b> (7, 1) ERA: 3.86	2.0		9	2	1	1	2	1	0	0	0	0	0	12	16	4.50	1.500				

AB	36
R	9
H	12
RBI	8
BB	1
SO	9
LOB	16





Batter	1	2	3	4	5	6	7	8	9	AB R H RBI BB SO LOB	TOP									
<b>Don Kessinger, S</b> OBP: 0.349, SLG: 0.333 (1,6)	6-3		K		P4		G5-3 1B BB		G6-3 1B	4 1 1 0 1 1 1	<b>Chicago Cubs @ Montreal Expos</b> Jarry Park, Montreal, QB Wed May 07 1975, 7:05 PM EDT Alt. 6,430 - Unknown - 50 F									
<b>Jose Cardenal, R</b> OBP: 0.450, SLG: 0.495 (1,7)	E7		F9		HR		G5-3 1-2 2-3f		G6-3 1-2f	5 1 1 1 0 0 4										
<b>Bill Madlock, R</b> OBP: 0.394, SLG: 0.469 (1,5)	1B		1B 3B		BB 1B		1B 2-H		L5	5 1 4 2 0 0 0										
<b>Jerry Morales, R</b> OBP: 0.337, SLG: 0.365 (1,9)	6-3		1B		G6-3 BB		1-3			3 0 1 1 1 0 2										
<b>Andre Thornton, R</b> OBP: 0.286, SLG: 0.167 (1,3)		F3	K		G6-3 1-2f				K	4 0 0 0 0 2 3										
<b>Tim Hosley, R</b> OBP: 0.417, SLG: 0.125 (1,2)		K			F9		F8		E BB	3 1 0 0 1 1 0										
<b>Rick Monday, L</b> OBP: 0.437, SLG: 0.581 (1,8)		E6			F8		4-3		E4 1-H 3B	4 1 1 1 0 0 0										
<b>Rob Sperring, R</b> OBP: 0.286, SLG: 0.667 (1,4)		F9			HR		1-3		5-3	4 1 1 1 0 0 1										
<b>Bill Bonham, R</b> OBP: 0.077, SLG: 0.077 (1,1)			WP 3B 1B		6-3		E5 G5-3		6-3	4 1 1 0 0 0 0										
<b>Inning Stats</b>	R: 0 E: 1 K: 0 S: 4	H: 1 LOB: 1 BB: 0 P: 4	R: 0 E: 1 K: 1 S: 6	H: 0 LOB: 1 BB: 0 P: 6	R: 2 E: 0 K: 2 S: 10	H: 3 LOB: 1 BB: 0 P: 10	R: 1 E: 0 K: 0 S: 4	H: 1 LOB: 1 BB: 1 P: 8	R: 0 E: 0 K: 0 S: 3	H: 0 LOB: 0 BB: 0 P: 3	R: 1 E: 1 K: 0 S: 4	H: 1 LOB: 1 BB: 1 P: 8	R: 2 E: 1 K: 1 S: 6	H: 1 LOB: 0 BB: 1 P: 10	R: 0 E: 0 K: 0 S: 3	H: 1 LOB: 0 BB: 0 P: 3	1B: 6 2B: 0 3B: 2 HR: 2	SF: 0 SAC: 0 DP: 3 HBP: 0	WP: 1 PB: 0 SB: 0 CS: 0	PA: 39
<b>PITCHER</b>	IP WLS BF H R ER SO BB IBB HBP BLK WP HR S P ERA WHIP																			
<b>Dave McNally, L</b> ERA: 4.04 (1,1)	4.1 L 22 7 4 4 3 1 0 0 0 0 1 2 27 31 8.31 1.846																			
<b>John Montague, R</b> ERA: (5,1)	1.2 4 0 0 0 0 0 0 0 0 0 0 4 4 0.00 0.000																			
<b>Steve Renko, R</b> ERA: 5.79 (7,1)	2.0 10 2 3 1 1 2 0 0 0 0 0 10 18 4.50 2.000																			
<b>Donald DeMola, R</b> ERA: 2.7 (9,1)	1.0 3 1 0 0 0 0 0 0 0 0 0 3 3 0.00 1.000																			

Batter	1	2	3	4	5	6	7	8	9	AB R H RBI BB SO LOB	BOTTOM											
<b>Pepe Manguat, R</b> OBP: 0.372, SLG: 0.359 (1,8)	P4			CS 1B		K		6-3		4 0 1 0 0 1 3	<b>Chicago Cubs @ Montreal Expos</b> Jarry Park, Montreal, QB Wed May 07 1975, 7:05 PM EDT Alt. 6,430 - Unknown - 50 F											
<b>Tim Foli, R</b> OBP: 0.337, SLG: 0.317 (1,6)	4-3			F7 1-2		L9			K	4 0 0 0 0 1 2												
<b>Tony Scott, S</b> OBP: 0.246, SLG: 0.211 (1,7)	K			K		1-3			4-3	4 0 0 0 0 2 0												
<b>Mike Jorgensen, L</b> OBP: 0.279, SLG: 0.297 (1,3)		K			1B PB BB		K		F8	3 0 0 0 1 2 0												
<b>Larry Parrish, R</b> OBP: 0.359, SLG: 0.532 (1,5)	6-3					L4				3 0 1 0 0 0 0												
<b>Gary Carter, R</b> OBP: 0.290, SLG: 0.344 (1,9)	K				P5				5-3	3 0 0 0 0 1 2												
<b>Pete Mackanin, R</b> OBP: 0.347, SLG: 0.435 (1,4)			F7		G1-6-3 1-2f				BB 1B	3 0 1 0 0 0 2												
<b>Barry Foote, R</b> OBP: 0.141, SLG: 0.137 (1,2)			4-3			F2			K	3 0 0 0 0 1 1												
<b>Dave McNally, R</b> OBP: 0.333, SLG: 0.443 (1,1)										1 0 0 0 0 0 0												
<b>John Montague, R</b> ERA: (5,1)										0 0 0 0 0 0 0												
<b>Larry Bittner, L</b> OBP: 0.417, SLG: 0.300 (6,PH)										0 0 0 0 0 1 0												
<b>Steve Renko, R</b> ERA: (7,1)										0 0 0 0 0 0 0												
<b>Pat Scanlon, L</b> OBP: 0.200, SLG: 0.200 (8,PH)										0 0 0 0 0 1 0												
<b>Donald DeMola, R</b> ERA: (9,1)										0 0 0 0 0 0 0												
<b>Inning Stats</b>	R: 0 E: 0 K: 1 S: 5	H: 0 LOB: 0 BB: 0 P: 5	R: 0 E: 0 K: 2 S: 7	H: 0 LOB: 0 BB: 0 P: 7	R: 0 E: 0 K: 0 S: 3	H: 0 LOB: 0 BB: 0 P: 3	R: 0 E: 0 K: 1 S: 5	H: 1 LOB: 0 BB: 0 P: 5	R: 0 E: 0 K: 0 S: 3	H: 1 LOB: 1 BB: 1 P: 7	R: 0 E: 0 K: 1 S: 5	H: 0 LOB: 1 BB: 1 P: 9	R: 0 E: 0 K: 1 S: 5	H: 0 LOB: 0 BB: 0 P: 5	R: 0 E: 0 K: 1 S: 6	H: 1 LOB: 2 BB: 1 P: 10	R: 0 E: 0 K: 1 S: 5	H: 0 LOB: 0 BB: 0 P: 5	1B: 3 2B: 0 3B: 0 HR: 0	SF: 0 SAC: 0 DP: 1 HBP: 0	WP: 0 PB: 1 SB: 0 CS: 1	PA: 31
<b>PITCHER</b>	IP WLS BF H R ER SO BB IBB HBP BLK WP HR S P ERA WHIP																					
<b>Bill Bonham, R</b> ERA: 4.5 (1,1)	9.0 W 31 3 0 0 8 3 0 0 0 0 0 0 44 56 0.00 0.667																					

AB	36
R	7
H	10
RBI	6
BB	3
SO	4
LOB	11



AB	28
R	0
H	3
RBI	0
BB	3
SO	8
LOB	10









Batter	1	2	3	4	5	6	7	8	9	AB	R	H	RBI	BB	SO	LOB	TOP																	
Greg Gross, L (1,7) OBP: 0.206, SLG: 0.172										5	1	0	0	1	1	7																		
Roger Metzger, S (1,6) OBP: 0.306, SLG: 0.255										5	3	3	1	0	0	1																		
Cesar Cedeno, R (1,8) OBP: 0.379, SLG: 0.422										5	1	4	1	0	0	1																		
Bob Watson, R (1,3) OBP: 0.385, SLG: 0.571										4	0	1	2	1	0	4																		
Jose Cruz, L (1,9) OBP: 0.342, SLG: 0.371										5	0	0	1	0	1	6																		
Jim Crawford, L (8,1)										0	0	0	0	0	0	0																		
Tom Griffin, R (8,1)										0	0	0	0	0	0	0																		
Fred Scherman, L (8,1)										0	0	0	0	0	0	0																		
Milt May, L (1,2) OBP: 0.308, SLG: 0.330										5	0	2	0	0	0	2																		
Skip Jutze, R (9, PR) OBP: 0.125, SLG: 0.125										0	0	0	0	0	0	0																		
Ken Boswell, L (1,5) OBP: 0.325, SLG: 0.333										4	1	1	0	0	0	1																		
Rob Andrews, R (1,4) OBP: 0.301, SLG: 0.282										1	1	0	0	2	1	1																		
Enos Cabell, R (8, PH) OBP: 0.394, SLG: 0.400										2	0	1	0	0	1	2																		
J.R. Richard, R (1,1) OBP: 0.333, SLG: 0.500										2	0	2	1	0	0	0																		
Joe Niekro, R (5,1)										0	0	0	0	1	0	0																		
Cliff Johnson, R (8, PH)										0	0	0	0	0	1	2																		
Larry Milbourne, S (8,4)										0	0	0	0	0	0	0																		
Doug Rader, R (9, PH)										0	0	0	0	0	0	2																		
Wilbur Howard, S (9, PR) OBP: 0.304, SLG: 0.318										0	0	0	0	0	0	0																		
<b>Inning Stats</b>	R: 0 E: 0 K: 1 S: 5	H: 0 LOB: 2 BB: 2 P: 13	R: 0 E: 0 K: 0 S: 4	H: 1 LOB: 2 BB: 1 P: 8	R: 1 E: 0 K: 0 S: 5	H: 2 LOB: 1 BB: 0 P: 5	R: 1 E: 0 K: 1 S: 5	H: 1 LOB: 0 BB: 1 P: 9	R: 0 E: 0 K: 1 S: 6	H: 1 LOB: 2 BB: 1 P: 10	R: 1 E: 0 K: 0 S: 5	H: 2 LOB: 1 BB: 0 P: 5	R: 4 E: 2 K: 1 S: 10	H: 5 LOB: 1 BB: 0 P: 10	R: 0 E: 0 K: 1 S: 6	H: 1 LOB: 2 BB: 0 P: 7	1B: 11 2B: 3 3B: 0 HR: 0	SF: 0 SAC: 0 DP: 0 HBP: 1	WP: 1 PB: 0 SB: 1 CS: 0	PA: 46														
<b>PITCHER</b>	IP WLS BF H R ER SO BB IBB HBP BLK WP HR S P ERA WHIP																																	
Steve Renko, R (1,1) ERA: 4.7	6.0	28	6	2	2	3	5	0	0	0	0	0	0	0	29	49	3.00	1.833																
Chuck Taylor, R (7,1) ERA: 3.14	1.2	10	5	4	4	1	0	0	0	0	0	0	0	0	12	12	21.60	3.000																
Dale Murray, R (8,1) ERA: 3.46	0.1	W	3	2	1	1	0	0	0	0	0	1	0	3	3	27.00	6.000																	
John Montague, R (9,1) ERA:	1.0	S	5	1	0	0	1	0	0	1	0	0	0	6	7	0.00	1.000																	

Houston Astros @ Montreal Expos  
 Jarry Park, Montreal, QB  
 Sat May 10 1975, 3:33 AM EDT  
 Att: 16,040 - Unknown - 68 F

AB 40  
 R 7  
 H 14  
 RBI 6  
 BB 5  
 SO 5  
 LOB 29



Batter	1	2	3	4	5	6	7	8	9	AB	R	H	RBI	BB	SO	LOB	BOTTOM																	
Larry Lintz, S (1,4) OBP: 0.324, SLG: 0.179										1	2	0	0	3	0	0																		
Jose Morales, R (8, PH) OBP: 0.444, SLG: 0.500										0	0	0	0	1	0	0																		
John Montague, R (9,1)										0	0	0	0	0	0	0																		
Tim Foli, R (1,6) OBP: 0.343, SLG: 0.311										4	1	2	2	1	0	2																		
Pepe Mangual, R (1,8) OBP: 0.385, SLG: 0.365										4	1	2	1	1	0	1																		
Mike Jorgensen, L (1,3) OBP: 0.286, SLG: 0.295										4	1	1	1	1	2	4																		
Larry Parrish, R (1,5) OBP: 0.360, SLG: 0.529										4	0	0	0	0	1	4																		
Larry Bittner, L (1,7) OBP: 0.471, SLG: 0.571										4	1	2	3	0	1	2																		
Tony Scott, S (1,9) OBP: 0.262, SLG: 0.233										3	0	1	0	1	1	0																		
Barry Foote, R (1,2) OBP: 0.163, SLG: 0.185										4	1	1	0	0	0	3																		
Jerry White, S (8, PR)										0	1	0	0	0	0	0																		
Gary Carter, R (9,2) OBP: 0.288, SLG: 0.354										0	0	0	0	0	0	0																		
Steve Renko, R (1,1) ERA: 5.57	4.1	22	5	3	3	3	5	0	0	1	1	0	0	1	14	22	13.50	1.875																
Joe Niekro, R (5,1) ERA: 7.2	2.2	12	3	4	4	2	2	0	0	0	0	0	0	0	0	0	0	0																
Jim Crawford, L (8,1) ERA: 2.16	0.1	L	3	0	1	0	0	1	0	0	0	0	0	0	2	6	0.00	0.000																
Tom Griffin, R (8,1) ERA: 5.24	0.1		2	1	0	0	0	0	0	0	0	0	0	0	2	2	0.00	3.000																
Fred Scherman, L (8,1) ERA: 0.87	0.1		1	0	0	0	1	0	0	0	0	0	0	0	3	3	0.00	0.000																
<b>Inning Stats</b>	R: 0 E: 0 K: 0 S: 3	H: 0 LOB: 0 BB: 0 P: 3	R: 0 E: 0 K: 0 S: 4	H: 1 LOB: 2 BB: 1 P: 8	R: 0 E: 0 K: 2 S: 6	H: 0 LOB: 3 BB: 3 P: 18	R: 0 E: 0 K: 1 S: 5	H: 0 LOB: 0 BB: 0 P: 5	R: 3 E: 0 K: 2 S: 11	H: 4 LOB: 2 BB: 1 P: 15	R: 0 E: 0 K: 0 S: 3	H: 1 LOB: 0 BB: 0 P: 3	R: 4 E: 1 K: 0 S: 5	H: 2 LOB: 2 BB: 2 P: 13	R: 1 E: 1 K: 1 S: 7	H: 1 LOB: 2 BB: 1 P: 11	1B: 6 2B: 2 3B: 0 HR: 1	SF: 0 SAC: 2 DP: 0 HBP: 0	WP: 0 PB: 0 SB: 1 CS: 2	PA: 41														
<b>PITCHER</b>	IP WLS BF H R ER SO BB IBB HBP BLK WP HR S P ERA WHIP																																	
J.R. Richard, R (1,1) ERA: 5.57	4.1	22	5	3	3	3	5	0	0	1	1	0	0	1	14	22	13.50	1.875																
Joe Niekro, R (5,1) ERA: 7.2	2.2	12	3	4	4	2	2	0	0	0	0	0	0	0	0	0	0	0																
Jim Crawford, L (8,1) ERA: 2.16	0.1	L	3	0	1	0	0	1	0	0	0	0	0	0	2	6	0.00	0.000																
Tom Griffin, R (8,1) ERA: 5.24	0.1		2	1	0	0	0	0	0	0	0	0	0	0	2	2	0.00	3.000																
Fred Scherman, L (8,1) ERA: 0.87	0.1		1	0	0	0	1	0	0	0	0	0	0	0	3	3	0.00	0.000																

Houston Astros @ Montreal Expos  
 Jarry Park, Montreal, QB  
 Sat May 10 1975, 3:33 AM EDT  
 Att: 16,040 - Unknown - 68 F

AB 30  
 R 8  
 H 9  
 RBI 7  
 BB 8  
 SO 6  
 LOB 17





Batter	1	2	3	4	5	6	7	8	9	AB R H RBI BB SO LOB	TOP									
Greg Gross, L (1,7) OBP: 0.235, SLG: 0.226	4-0 SH3-4 BB		0-0 1-3		0-0 1B 3B		0-3 K		0-0 HR 1B	4 2 2 2 1 1 0	<b>Houston Astros @ Montreal Expos</b> Jarry Park, Montreal, QB Sun May 11 1975, 3:33 AM EDT Att: 10,416 - Unknown - 73 F									
Roger Metzger, S (1,6) OBP: 0.320, SLG: 0.298	0-0 SH3-4			0-0 FC6-4 1B BB	0-0 1B		0-3 K	0-0 HR	4 2 3 3 0 1 0											
Cesar Cedeno, R (1,8) OBP: 0.373, SLG: 0.409	0-0 F7			4-0 FC6-4 1B BB	0-0 P5		0-3 K	0-0 G3	4 0 0 0 1 1 2											
Bob Watson, R (1,3) OBP: 0.380, SLG: 0.559	0-0 6-3			0-0 FC6-4 1B		0-3 K			4 0 1 0 0 1 3											
Enos Cabell, R (8, PR) OBP: 0.394, SLG: 0.400				1-2 2-3			CS 1B		0 0 0 0 0 0 0											
Jose Cruz, L (1,9) OBP: 0.356, SLG: 0.374		0-0 5-3		0-0 E9 G3-6-3 1B		4-0 G3 BB			2 0 1 1 2 0 0											
Milt May, L (1,2) OBP: 0.306, SLG: 0.320		4-0 G3-6-3 BB		1-3 3-H G3-6-3 1B		0-0 G3		1-2 BB	3 0 0 0 1 0 4											
Ken Boswell, L (1,5) OBP: 0.364, SLG: 0.342		0-0 G3-6-3			0-0 4-3 3B 1B			4-0 SH1-4 1B BB	2 2 1 0 2 0 1											
Rob Andrews, R (1,4) OBP: 0.291, SLG: 0.270			0-3 K		0-0 4-3 1-2		0-0 5-3	0-0 SH1-4	3 0 0 0 0 1 3											
Larry Dierker, R (1,1) OBP: 0.053, SLG: 0.053			0-0 L7		0-0 F9		0-0 5-3	0-0 6-3	4 0 0 0 0 0 2											
<b>Inning Stats</b>	R: 0 E: 0 K: 0 S: 3	H: 0 LOB: 1 BB: 1 P: 7	R: 0 E: 0 K: 0 S: 2	H: 0 LOB: 0 BB: 1 P: 6	R: 0 E: 0 K: 1 S: 5	H: 0 LOB: 0 BB: 0 P: 5	R: 1 E: 1 K: 0 S: 4	H: 2 LOB: 1 BB: 1 P: 8	R: 2 E: 0 K: 0 S: 6	H: 3 LOB: 1 BB: 0 P: 6	R: 0 E: 0 K: 2 S: 5	H: 0 LOB: 0 BB: 0 P: 7	R: 0 E: 0 K: 1 S: 5	H: 1 LOB: 1 BB: 1 P: 9	R: 3 E: 0 K: 0 S: 5	H: 2 LOB: 0 BB: 1 P: 9	1B: 6 2B: 0 3B: 1 HR: 1	SF: 0 SAC: 2 DP: 2 HBP: 0	WP: 0 PB: 0 SB: 0 CS: 1	PA: 39
<b>PITCHER</b>	IP WLS BF H R ER SO BB IBB HBP BLK WP HR S P ERA WHIP											IP WLS BF H R ER SO BB IBB HBP BLK WP HR S P ERA WHIP								
Dennis Blair, R (1,1) ERA: 3.58	8.0 L 33 6 3 3 5 5 1 0 0 0 0 1 5 61 3.38 1.375																			
Donald DeMola, R (9,1) ERA: 5.19	1.0 6 2 3 3 0 1 0 0 0 0 0 1 5 9 27.00 3.000																			

AB	30
R	6
H	8
RBI	6
BB	7
SO	5
LOB	15



Batter	1	2	3	4	5	6	7	8	9	AB R H RBI BB SO LOB	BOTTOM									
Larry Lintz, S (1,4) OBP: 0.289, SLG: 0.156	0-0 4-3		0-0 F7			0-0 4-3		0-0 L6-3		4 0 0 0 0 0 1	<b>Houston Astros @ Montreal Expos</b> Jarry Park, Montreal, QB Sun May 11 1975, 3:33 AM EDT Att: 10,416 - Unknown - 73 F									
Tim Foli, R (1,6) OBP: 0.340, SLG: 0.301	4-0 2B BB		0-0 6-3			0-0 6-3		0-0 5-3	3 0 0 0 1 0 0											
Pepe Mangual, R (1,8) OBP: 0.390, SLG: 0.375	0-0 1-3 2B			0-0 P4		0-0 1-3		4-0 G4-6-3 BB	3 0 1 0 1 0 0											
Mike Jorgensen, L (1,3) OBP: 0.305, SLG: 0.309	4-0 G6-4-3 BB			0-0 CS 1B			0-0 BB 1B		3 0 2 0 1 0 1											
Larry Bittner, L (1,7) OBP: 0.500, SLG: 0.563	0-0 G6-4-3			0-0 1-2 1B		4-0 G6-4-3 BB		1-2 BB	2 0 1 0 1 0 3											
Tony Scott, S (1,9) OBP: 0.250, SLG: 0.222		0-0 5-3		0-0 L7		0-0 K		0-0 K	3 0 0 0 0 1 3											
Larry Parrish, R (1,5) OBP: 0.348, SLG: 0.511		0-0 4-3			0-0 P1		0-0 G6-4-3		3 0 0 0 0 0 2											
Barry Foote, R (1,2) OBP: 0.157, SLG: 0.179		0-0 5-3			0-0 5-3			0-0 5-3	3 0 0 0 0 0 0											
Dennis Blair, R (1,1) Pat Scanlon, L (8, PH) OBP: 0.556, SLG: 0.333 Donald DeMola, R (9,1)			0-0 F8			0-0 K		0-0 L6-3 1B	2 0 0 0 0 1 0 1 0 1 0 0 0 0 0 0 0 0 0 0 0											
<b>Inning Stats</b>	R: 0 E: 0 K: 0 S: 3	H: 1 LOB: 2 BB: 2 P: 11	R: 0 E: 0 K: 0 S: 3	H: 0 LOB: 0 BB: 0 P: 3	R: 0 E: 0 K: 0 S: 3	H: 0 LOB: 0 BB: 0 P: 3	R: 0 E: 0 K: 0 S: 4	H: 2 LOB: 1 BB: 0 P: 4	R: 0 E: 0 K: 1 S: 5	H: 0 LOB: 0 BB: 0 P: 5	R: 0 E: 0 K: 0 S: 3	H: 0 LOB: 0 BB: 0 P: 3	R: 0 E: 0 K: 1 S: 5	H: 1 LOB: 1 BB: 1 P: 9	R: 0 E: 0 K: 0 S: 3	H: 1 LOB: 0 BB: 0 P: 3	1B: 4 2B: 2 3B: 0 HR: 0	SF: 0 SAC: 0 DP: 4 HBP: 0	WP: 0 PB: 0 SB: 0 CS: 1	PA: 31
<b>PITCHER</b>	IP WLS BF H R ER SO BB IBB HBP BLK WP HR S P ERA WHIP											IP WLS BF H R ER SO BB IBB HBP BLK WP HR S P ERA WHIP								
Larry Dierker, R (1,1) ERA: 3.53	9.0 W 31 5 0 0 2 4 0 0 0 0 0 0 31 47 0.00 1.000																			

AB	27
R	0
H	5
RBI	0
BB	4
SO	2
LOB	10





Batter	1	2	3	4	5	6	7	8	9	AB	R	H	RBI	BB	SO	LOB	TOP						
Ralph Garr, L OBP: 0.291, SLG: 0.362 (1, 7)			4-3					P4		4	0	2	0	0	0	0	<b>Atlanta Braves @ Montreal Expos</b> Jarry Park, Montreal, QB Mon May 12 1975, 7:05 PM EDT Att. 7,432 - Unknown - 64 F						
Marty Perez, R OBP: 0.230, SLG: 0.278 (1, 4)								5-3		3	0	1	0	1	0	1							
Darrell Evans, L OBP: 0.342, SLG: 0.446 (1, 5)								K		4	0	2	0	0	1	2							
Earl Williams, R OBP: 0.228, SLG: 0.324 (1, 3)										4	1	1	1	0	0	3							
Mike Lum, L OBP: 0.300, SLG: 0.286 (1, 9)		6-3		4-3						4	0	0	0	0	0	1							
Larvell Blanks, R OBP: 0.313, SLG: 0.371 (1, 6)										3	0	0	0	1	0	0							
Rowland Office, L OBP: 0.344, SLG: 0.345 (1, 8)										4	0	1	0	0	0	1							
Biff Pocoroba, S OBP: 0.182, SLG: 0.100 (1, 2)										4	0	1	0	0	0	2							
Carl Morton, R OBP: 0.217, SLG: 0.182 (1, 1)										1	0	0	0	0	0	2							
Mike Thompson, R (3, 1)										1	0	0	0	0	0	0							
Bob Beall, S (7, PH)										1	0	0	0	0	1	0							
Jamie Easterly, L (7, 1)										0	0	0	0	0	0	0							
<b>Inning Stats</b>	R: 0 E: 0 K: 0 S: 4	H: 2 LOB: 1 BB: 0 P: 4	R: 0 E: 0 K: 0 S: 4	H: 1 LOB: 2 BB: 1 P: 8	R: 0 E: 0 K: 0 S: 4	H: 2 LOB: 1 BB: 0 P: 4	R: 0 E: 0 K: 0 S: 3	H: 0 LOB: 0 BB: 0 P: 3	R: 0 E: 1 K: 1 S: 5	H: 0 LOB: 0 BB: 0 P: 5	R: 0 E: 0 K: 1 S: 5	H: 0 LOB: 0 BB: 0 P: 5	R: 1 E: 0 K: 0 S: 5	H: 2 LOB: 1 BB: 0 P: 5	1B: 7 2B: 0 3B: 0 HR: 1	SF: 0 SAC: 0 DP: 3 HBP: 0	WP: 0 PB: 0 SB: 0 CS: 1	PA: 35					
<b>PITCHER</b> Steve Rogers, R ERA: 3.49 (1, 1)	IP: 9.0 WLS: W BF: 35 H: 8 R: 1 ER: 1 SO: 2 BB: 2 IBB: 0 HBP: 0 BLK: 0 WP: 0 HR: 1 S: 37 P: 45 ERA: 1.00 WHIP: 1.111											<b>PITCHER</b>	IP: 9.0 WLS: W BF: 35 H: 8 R: 1 ER: 1 SO: 2 BB: 2 IBB: 0 HBP: 0 BLK: 0 WP: 0 HR: 1 S: 37 P: 45 ERA: 1.00 WHIP: 1.111										

AB 33  
R 1  
H 8  
RBI 1  
BB 2  
SO 2  
LOB 12



Batter	1	2	3	4	5	6	7	8	9	AB	R	H	RBI	BB	SO	LOB	BOTTOM						
Larry Lintz, S OBP: 0.295, SLG: 0.139 (1, 4)		4-3				4-3				4	1	0	0	2	1	4	<b>Atlanta Braves @ Montreal Expos</b> Jarry Park, Montreal, QB Mon May 12 1975, 7:05 PM EDT Att. 7,432 - Unknown - 64 F						
Tim Foli, R OBP: 0.349, SLG: 0.299 (1, 6)										4	0	1	0	2	1	1							
Pepe Mangual, R OBP: 0.387, SLG: 0.372 (1, 8)										6	2	2	1	0	0	4							
Mike Jorgensen, L OBP: 0.320, SLG: 0.310 (1, 3)										3	2	1	0	2	0	2							
Larry Bittner, L OBP: 0.500, SLG: 0.600 (7, PH)										4	1	2	2	0	0	4							
Bob Bailey, R OBP: 0.190, SLG: 0.056 (7, PH)										1	1	0	0	0	0	1							
Jerry White, S (8, 7)										0	0	0	0	0	0	0							
Pat Scanlon, L OBP: 0.571, SLG: 0.700 (1, 5)										4	1	2	4	1	1	3							
Tony Scott, S OBP: 0.274, SLG: 0.239 (1, 9)										4	1	2	2	1	0	3							
Gary Carter, R OBP: 0.282, SLG: 0.386 (1, 2)										5	1	1	1	0	1	6							
Steve Rogers, R OBP: 0.357, SLG: 0.250 (1, 1)										3	1	1	0	2	1	1							
<b>Inning Stats</b>	R: 2 E: 1 K: 0 S: 5	H: 1 LOB: 2 BB: 2 P: 13	R: 1 E: 0 K: 2 S: 8	H: 1 LOB: 0 BB: 0 P: 8	R: 5 E: 0 K: 0 S: 8	H: 5 LOB: 2 BB: 2 P: 16	R: 0 E: 0 K: 1 S: 6	H: 1 LOB: 2 BB: 1 P: 10	R: 1 E: 0 K: 1 S: 7	H: 1 LOB: 2 BB: 1 P: 11	R: 0 E: 0 K: 1 S: 6	H: 1 LOB: 2 BB: 1 P: 10	R: 2 E: 1 K: 0 S: 5	H: 1 LOB: 2 BB: 2 P: 13	R: 0 E: 0 K: 0 S: 3	H: 1 LOB: 1 BB: 1 P: 7	1B: 9 2B: 1 3B: 0 HR: 2	SF: 0 SAC: 0 DP: 1 HBP: 0	WP: 0 PB: 1 SB: 2 CS: 0	PA: 48			
<b>PITCHER</b> Carl Morton, R ERA: 3.7 (1, 1)	IP: 2.0 WLS: L BF: 15 H: 6 R: 7 ER: 6 SO: 2 BB: 2 IBB: 0 HBP: 0 BLK: 0 WP: 0 HR: 2 S: 17 P: 25 ERA: 27.00 WHIP: 4.000											<b>PITCHER</b>	IP: 2.0 WLS: L BF: 15 H: 6 R: 7 ER: 6 SO: 2 BB: 2 IBB: 0 HBP: 0 BLK: 0 WP: 0 HR: 2 S: 17 P: 25 ERA: 27.00 WHIP: 4.000										
<b>PITCHER</b> Mike Thompson, R ERA: 3.0 (3, 1)	IP: 4.0 WLS: 2 BF: 22 H: 4 R: 2 ER: 1 SO: 3 BB: 5 IBB: 0 HBP: 0 BLK: 0 WP: 0 HR: 0 S: 23 P: 43 ERA: 2.25 WHIP: 2.250											<b>PITCHER</b>	IP: 4.0 WLS: 2 BF: 22 H: 4 R: 2 ER: 1 SO: 3 BB: 5 IBB: 0 HBP: 0 BLK: 0 WP: 0 HR: 0 S: 23 P: 43 ERA: 2.25 WHIP: 2.250										
<b>PITCHER</b> Jamie Easterly, L ERA: (7, 1)	IP: 2.0 WLS: 11 BF: 2 H: 2 R: 2 ER: 0 SO: 0 BB: 3 IBB: 0 HBP: 0 BLK: 0 WP: 0 HR: 0 S: 8 P: 20 ERA: 0.00 WHIP: 2.500											<b>PITCHER</b>	IP: 2.0 WLS: 11 BF: 2 H: 2 R: 2 ER: 0 SO: 0 BB: 3 IBB: 0 HBP: 0 BLK: 0 WP: 0 HR: 0 S: 8 P: 20 ERA: 0.00 WHIP: 2.500										


AB 38  
R 11  
H 12  
RBI 10  
BB 10  
SO 5  
LOB 29










Batter	1	2	3	4	5	6	7	8	9	AB	R	H	RBI	BB	SO	LOB	TOP										
Ralph Garr, L OBP: 0.283, SLG: 0.344 (1, 7)	6-3		F8		6-3	4-3			K	5	0	0	0	0	1	2	<b>Atlanta Braves @ Montreal Expos</b> Jarry Park, Montreal, QB Wed May 14, 1975, 7:05 PM EDT Att: 8,227 - Unknown  <b>AB 36</b> <b>R 4</b> <b>H 10</b> <b>RBI 3</b> <b>BB 3</b> <b>SO 9</b> <b>LOB 9</b> 										
Marty Perez, R OBP: 0.289, SLG: 0.279 (1, 4)	F8		6-3		4-3		F7		4-3	5	0	0	0	0	0	0											
Darrell Evans, L OBP: 0.353, SLG: 0.446 (1, 5)	1B BB		PB 1B		K		4-3		K	4	0	1	0	1	2	0											
Dusty Baker Jr., R OBP: 0.324, SLG: 0.388 (1, 9)	1B		PB 1B			K	K			4	0	2	0	0	2	0											
Mike Lum, L OBP: 0.309, SLG: 0.301 (1, 3)	3-1		1B			K		1B G6-4-3		3	1	1	0	1	1	2											
Cito Gaston, R OBP: 0.214, SLG: 0.643 (1, 8)		F7	K			HR		1B G6-4-3		4	1	2	1	0	1	3											
Larvell Blanks, R OBP: 0.315, SLG: 0.381 (1, 6)	F9			P6		1B 3B		1B G6-4-3		4	1	1	0	0	0	1											
Vic Correll, R OBP: 0.302, SLG: 0.372 (1, 2)	HR			K		1B IBB		1B		3	1	2	1	1	1	0											
Roric Harrison, R OBP: 0.333, SLG: 0.364 (8, PH) Dave May, L OBP: 0.308, SLG: 0.182 (8, PH) Max Leon, R OBP: 0.182, SLG: 0.182 (8, 1)	P6			K		1B		4-3		3	0	1	1	0	1	0											
<b>Inning Stats</b>	R: 0 E: 0 K: 0 S: 4	H: 1 LOB: 2 BB: 1 P: 8	R: 1 E: 0 K: 0 S: 4	H: 1 LOB: 0 BB: 0 P: 4	R: 0 E: 0 K: 1 S: 7	H: 2 LOB: 3 BB: 1 P: 11	R: 0 E: 0 K: 2 S: 7	H: 0 LOB: 0 BB: 0 P: 7	R: 0 E: 0 K: 1 S: 5	H: 0 LOB: 0 BB: 0 P: 5	R: 2 E: 0 K: 2 S: 10	H: 3 LOB: 2 BB: 1 P: 14	R: 0 E: 0 K: 1 S: 5	H: 0 LOB: 0 BB: 0 P: 5	R: 1 E: 0 K: 0 S: 5	H: 3 LOB: 1 BB: 0 P: 5	R: 0 E: 0 K: 2 S: 7	H: 0 LOB: 0 BB: 0 P: 7	1B: 7 2B: 0 3B: 1 HR: 2	SF: 0 SAC: 0 DP: 1 HBP: 0	WP: 0 PB: 1 SB: 0 CS: 0	PA: 39					
<b>PITCHER</b>	IP	WLS	BF	H	R	ER	SO	BB	IBB	HBP	BLK	WP	HR	S	P	ERA	WHIP										
Woodie Fryman, L ERA: 1.81 (1, 1)	7.0	W	31	7	3	3	7	2	1	0	0	0	2	42	54	3.86	1.286										
John Montague, R ERA: 0.77 (8, 1)	2.0	S	8	3	1	1	2	0	0	0	0	0	0	12	12	4.50	1.500										

Batter	1	2	3	4	5	6	7	8	9	AB	R	H	RBI	BB	SO	LOB	BOTTOM										
Larry Lintz, S OBP: 0.308, SLG: 0.182 (1, 4) Jose Morales, R OBP: 0.455, SLG: 0.600 (7, PH) Peter Mackanin, R OBP: 0.340, SLG: 0.420 (7, PR)	4-3		SH1-3 1B		6-3		E 1B 2B			3	0	1	0	0	0	0	<b>Atlanta Braves @ Montreal Expos</b> Jarry Park, Montreal, QB Wed May 14, 1975, 7:05 PM EDT Att: 8,227 - Unknown  <b>AB 30</b> <b>R 5</b> <b>H 7</b> <b>RBI 4</b> <b>BB 2</b> <b>SO 3</b> <b>LOB 9</b> 										
Tim Foli, R OBP: 0.345, SLG: 0.291 (1, 6)	G6-4-3 BB		SH1-3		F4		E6 1B			2	0	0	0	1	0	1											
Pepe Mangual, R OBP: 0.377, SLG: 0.363 (1, 8)	G6-4-3		K		P6		1B			4	0	1	1	0	1	2											
Mike Jorgensen, L OBP: 0.321, SLG: 0.304 (1, 3)		K	F8		F7		F8			4	0	0	0	0	1	1											
Larry Bittner, L OBP: 0.455, SLG: 0.517 (1, 7)	4-3			6-3		F7		1-5-3		4	0	0	0	0	0	0											
Larry Parrish, R OBP: 0.344, SLG: 0.495 (1, 5)	HR BB		E6 WP		5-3		K			3	1	0	0	1	1	0											
Gary Carter, R OBP: 0.314, SLG: 0.455 (1, 9)	HR		P6		1B 2B		2B 2B			3	2	2	2	0	0	1											
Barry Foote, R OBP: 0.174, SLG: 0.207 (1, 2)	HR		F7		F7		2B E 1B			3	1	2	0	0	0	1											
Woodie Fryman, R OBP: 0.133, SLG: 0.200 (1, 1) Pat Scanlon, L OBP: 0.500, SLG: 0.533 (7, PH) John Montague, R ERA: 3.95 (8, 1)	P2			P3		P6				2	0	0	0	0	0	1											
<b>Inning Stats</b>	R: 0 E: 0 K: 0 S: 2	H: 0 LOB: 0 BB: 1 P: 6	R: 2 E: 0 K: 1 S: 7	H: 2 LOB: 1 BB: 1 P: 11	R: 0 E: 0 K: 1 S: 6	H: 1 LOB: 1 BB: 0 P: 6	R: 0 E: 1 K: 0 S: 4	H: 0 LOB: 1 BB: 0 P: 4	R: 0 E: 0 K: 0 S: 3	H: 0 LOB: 0 BB: 0 P: 3	R: 0 E: 0 K: 0 S: 3	H: 0 LOB: 0 BB: 0 P: 3	R: 3 E: 1 K: 0 S: 7	H: 4 LOB: 2 BB: 0 P: 7	R: 0 E: 0 K: 1 S: 5	H: 0 LOB: 0 BB: 0 P: 5	R: 0 E: 0 K: 1 S: 5	H: 0 LOB: 0 BB: 0 P: 5	1B: 3 2B: 3 3B: 0 HR: 1	SF: 0 SAC: 1 DP: 1 HBP: 0	WP: 1 PB: 0 SB: 0 CS: 0	PA: 33					
<b>PITCHER</b>	IP	WLS	BF	H	R	ER	SO	BB	IBB	HBP	BLK	WP	HR	S	P	ERA	WHIP										
Roric Harrison, R ERA: 2.88 (1, 1)	7.0	L	30	7	3	3	2	2	0	0	0	0	1	32	40	3.86	1.286										
Max Leon, R ERA: 3.95 (8, 1)	1.0		3	0	0	0	1	0	0	0	0	0	0	5	5	0.00	0.000										



Batter	1	2	3	4	5	6	7	8	9	AB	R	H	RBI	BB	SO	LOB	TOP			
<b>Pete Rose, S</b> OBP: 0.398, SLG: 0.408 (1,7)	1-3	2H 1B			F7		WP BB		BB	4	0	2	1	1	0	0	<b>Cincinnati Reds @ Montreal Expos</b> Jarry Park, Montreal, QB Fri May 16 1975, 7:05 PM EDT Att: 11,136 - Unknown - 68 F			
<b>Joe Morgan, L</b> OBP: 0.505, SLG: 0.512 (1,4)	E		4-3		G6-4-3 BB		BB		BB	3	1	1	0	2	1	2				
<b>Johnny Bench, R</b> OBP: 0.327, SLG: 0.438 (1,2)	E2 FC BB 2H 1B		FC5-4 1B BB		G6-4-3 1-2		BB		BB	3	0	1	0	2	1	4				
<b>Tony Perez, R</b> OBP: 0.291, SLG: 0.383 (1,3)	FC BB		FC5-4 1B						BB	4	0	1	0	1	1	3				
<b>Dave Concepcion, R</b> OBP: 0.342, SLG: 0.373 (1,6)	FC 1-2 2-3		FC5-4 1B						BB	4	0	2	0	0	0	4				
<b>Cesar Geronimo, L</b> OBP: 0.381, SLG: 0.425 (1,8)	G6-4-3 1-2		4-3						BB	4	0	0	0	0	1	7				
<b>George Foster, R</b> OBP: 0.280, SLG: 0.548 (1,9)									BB	4	0	0	0	0	1	0				
<b>Darrel Chaney, S</b> OBP: 0.143, SLG: 0.065 (1,5)									BB	2	0	0	0	0	0	0				
<b>Dan Driessen, L</b> OBP: 0.350, SLG: 0.268 (7, PH)									BB	0	0	0	0	1	0	0				
<b>John Vukovich, R</b> OBP: 0.293, SLG: 0.297 (7, PH)									BB	0	0	0	0	0	0	0				
<b>Ken Griffey, L</b> OBP: 0.450, SLG: 0.471 (9, PH)									BB	1	1	0	0	0	0	0				
<b>Jack Billingham, R</b> OBP: 0.125, SLG: 0.125 (1,1)									BB	2	0	0	0	0	2	1				
<b>Terry Crowley, L</b> OBP: 0.529, SLG: 0.667 (7, PH)									BB	1	0	0	0	0	0	1				
<b>Clay Carroll, R</b> OBP: 0.529, SLG: 0.667 (7, PH)									BB	0	0	0	0	0	0	0				
<b>Will McEnaney, L</b> OBP: 0.276, SLG: 0.200 (8,1)									BB	0	0	0	0	0	0	0				
<b>Mery Rettenmund, R</b> OBP: 0.276, SLG: 0.200 (9, PH)									BB	1	0	1	0	0	0	0				
<b>Inning Stats</b>	R: 1 E: 1 K: 0 S: 5	H: 2 LOB: 2 BB: 1 P: 9	R: 0 E: 1 K: 2 S: 8	H: 1 LOB: 2 BB: 0 P: 8	R: 0 E: 0 K: 0 S: 4	H: 1 LOB: 2 BB: 1 P: 8	R: 0 E: 0 K: 1 S: 5	H: 0 LOB: 0 BB: 0 P: 5	R: 0 E: 0 K: 0 S: 2	H: 1 LOB: 0 BB: 3 P: 5	R: 0 E: 0 K: 1 S: 5	H: 0 LOB: 3 BB: 3 P: 17	R: 0 E: 0 K: 1 S: 5	H: 1 LOB: 1 BB: 0 P: 5	R: 1 E: 1 K: 1 S: 8	H: 2 LOB: 3 BB: 1 P: 12	1B: 7 2B: 2 3B: 0 HR: 0	SF: 0 SAC: 0 DP: 3 HBP: 0	WP: 2 PB: 0 SB: 0 CS: 2	PA: 40
<b>PITCHER</b>	IP WLS BF H R ER SO BB IBB HBP BLK WP HR S P ERA WHIP																			
<b>Dennis Blair, R</b> ERA: 2.72 (1,1)	8.1 W 37 8 2 0 6 6 0 0 0 2 0 43 67 0.00 1.680																			
<b>Chuck Taylor, R</b> ERA: 3.75 (9,1)	0.2 S 3 0 0 0 1 1 0 0 0 0 0 4 8 0.00 1.500																			

AB	33
R	2
H	8
RBI	1
BB	7
SO	7
LOB	22



Batter	1	2	3	4	5	6	7	8	9	AB	R	H	RBI	BB	SO	LOB	BOTTOM			
<b>Larry Lintz, S</b> OBP: 0.321, SLG: 0.208 (1,4)	L3 1B		CS 1B		4-3				1-3	4	0	2	0	0	0	0	<b>Cincinnati Reds @ Montreal Expos</b> Jarry Park, Montreal, QB Fri May 16 1975, 7:05 PM EDT Att: 11,136 - Unknown - 68 F			
<b>Tim Foli, R</b> OBP: 0.328, SLG: 0.286 (1,6)	L3 1-2		CS 1-2		6-3				BB	4	1	1	0	0	0	1				
<b>Pepe Mangual, R</b> OBP: 0.366, SLG: 0.351 (1,8)	P6				1B 4-3 1B				BB	4	2	2	1	0	0	0				
<b>Mike Jorgensen, L</b> OBP: 0.331, SLG: 0.320 (1,3)			4-3		4-3 1B				BB	3	0	1	0	1	1	1				
<b>Larry Bittner, L</b> OBP: 0.459, SLG: 0.606 (1,7)					4-3 1B				BB	3	1	2	1	0	0	1				
<b>Jose Morales, R</b> OBP: 0.538, SLG: 0.727 (8, PH)					4-3 1B				BB	0	0	0	0	1	0	0				
<b>Jerry White, S</b> OBP: 0.538, SLG: 0.727 (8, PH)					1-2 2-3 1B				BB	0	0	0	0	0	0	0				
<b>Tony Scott, S</b> OBP: 0.266, SLG: 0.240 (1,9)					4-3				BB	4	0	1	2	0	1	2				
<b>Larry Parrish, R</b> OBP: 0.333, SLG: 0.470 (1,5)					6-3				BB	4	0	0	0	0	0	6				
<b>Gary Carter, R</b> OBP: 0.323, SLG: 0.439 (1,2)					F9				BB	2	0	0	0	1	0	0				
<b>Dennis Blair, R</b> ERA: 3.98 (1,1)					4-3				BB	3	0	0	0	0	1	1				
<b>Chuck Taylor, R</b> ERA: 1.76 (9,1)					1-3				BB	0	0	0	0	0	0	0				
<b>Inning Stats</b>	R: 0 E: 0 K: 0 S: 3	H: 1 LOB: 0 BB: 0 P: 3	R: 1 E: 0 K: 1 S: 6	H: 1 LOB: 0 BB: 0 P: 6	R: 0 E: 0 K: 0 S: 3	H: 1 LOB: 0 BB: 0 P: 3	R: 1 E: 0 K: 0 S: 6	H: 3 LOB: 2 BB: 0 P: 6	R: 0 E: 0 K: 0 S: 3	H: 0 LOB: 0 BB: 0 P: 3	R: 0 E: 0 K: 0 S: 3	H: 0 LOB: 1 BB: 1 P: 7	R: 0 E: 1 K: 1 S: 5	H: 0 LOB: 1 BB: 1 P: 9	R: 2 E: 1 K: 1 S: 8	H: 3 LOB: 3 BB: 1 P: 12	1B: 7 2B: 2 3B: 0 HR: 1	SF: 0 SAC: 0 DP: 2 HBP: 0	WP: 1 PB: 0 SB: 0 CS: 1	PA: 35
<b>PITCHER</b>	IP WLS BF H R ER SO BB IBB HBP BLK WP HR S P ERA WHIP																			
<b>Jack Billingham, R</b> ERA: 3.98 (7,1)	1.1 L 7 2 2 2 1 1 0 0 0 0 0 8 12 13.50 2.250																			
<b>Clay Carroll, R</b> ERA: 2.15 (8,1)	0.2 4 1 0 0 1 0 1 0 0 1 0 5 9 0.00 1.500																			









Batter	1	2	3	4	5	6	7	8	9	AB	R	H	RBI	BB	SO	LOB	TOP										
<b>Pete Rose, S</b> OBP: 0.398, SLG: 0.429 (1, 5)	4-3	5-3						F9									4 2 1 2 1 0 2										
<b>Ken Griffey, L</b> OBP: 0.488, SLG: 0.494 <b>John Vukovich, R</b> OBP: 0.286, SLG: 0.289 (1, 9)	BB	K					F2		F7								2 0 0 0 2 1 3 1 0 0 0 0 0 0										
<b>Johnny Bench, R</b> OBP: 0.320, SLG: 0.442 (1, 2)	P4		6-3				K		6-3								5 0 1 0 0 1 2										
<b>Tony Perez, R</b> OBP: 0.297, SLG: 0.380 (1, 3)	FC6-4		6-3				K		FC6-4								4 0 1 0 1 1 2										
<b>Dave Concepcion, R</b> OBP: 0.335, SLG: 0.364 (1, 6)	FC6-4								FC6-4								5 0 2 1 0 0 3										
<b>George Foster, R</b> OBP: 0.291, SLG: 0.584 (1, 7)																	4 2 2 1 0 0 2										
<b>Cesar Geronimo, L</b> OBP: 0.366, SLG: 0.405 (1, 8)																	4 0 0 0 0 0 1										
<b>Doug Flynn, R</b> OBP: 0.289, SLG: 0.294 (1, 4)																	3 1 2 1 1 0 0										
<b>Gary Nolan, R</b> OBP: 0.333, SLG: 0.176 (1, 1)																	3 1 1 0 1 1 2										
<b>Inning Stats</b>	R: 0 E: 0 K: 0 S: 3	H: 0 LOB: 2 BB: 2 P: 11	R: 2 E: 0 K: 1 S: 8	H: 3 LOB: 1 BB: 0 P: 8	R: 0 E: 0 K: 0 S: 3	H: 1 LOB: 0 BB: 0 P: 3	R: 0 E: 0 K: 0 S: 3	H: 0 LOB: 1 BB: 1 P: 7	R: 1 E: 0 K: 1 S: 5	H: 1 LOB: 0 BB: 1 P: 9	R: 1 E: 0 K: 0 S: 4	H: 1 LOB: 0 BB: 0 P: 4	R: 2 E: 0 K: 1 S: 7	H: 2 LOB: 2 BB: 2 P: 15	R: 0 E: 0 K: 1 S: 6	H: 1 LOB: 1 BB: 0 P: 6	R: 0 E: 0 K: 0 S: 4	H: 1 LOB: 1 BB: 0 P: 4	1B: 6 2B: 2 3B: 0 HR: 2	SF: 0 SAC: 0 DP: 0 HBP: 0	WP: 1 PB: 1 SB: 0 CS: 1	PA: 42					
<b>PITCHER</b>	IP	WLS	BF	H	R	ER	SO	BB	IBB	HBP	BLK	WP	HR	S	P	ERA	WHIP										
<b>Dave McNally, L</b> ERA: 5.01	6.0	L	26	6	4	4	2	4	0	0	0	0	2	26	42	6.00	1.667										
<b>Steve Renko, R</b> ERA: 6.2	1.0		7	2	2	2	1	2	0	0	0	1	0	7	15	18.00	4.000										
<b>Dan Warthen, L</b> ERA:	1.0		4	1	0	0	1	0	0	0	0	0	0	6	6	0.00	1.000										
<b>Donald DeMola, R</b> ERA: 4.22	1.0		4	1	0	0	0	0	0	0	0	0	0	4	4	0.00	1.000										

Cincinnati Reds @ Montreal Expos  
Jarry Park, Montreal, QB  
Sun May 18 1975, 3:33 AM EDT  
Att: 16,130 - Unknown

AB 35  
R 6  
H 10  
RBI 5  
BB 6  
SO 4  
LOB 17



Batter	1	2	3	4	5	6	7	8	9	AB	R	H	RBI	BB	SO	LOB	BOTTOM										
<b>Larry Lintz, S</b> OBP: 0.300, SLG: 0.192 (1, 4)	1-3		FC1-6					5-3									4 0 0 0 0 0 1										
<b>Tony Scott, S</b> OBP: 0.264, SLG: 0.238 (1, 9)	P6		K				F4-3		G3								4 0 0 0 0 1 1										
<b>Mike Jorgensen, L</b> OBP: 0.333, SLG: 0.352 (1, 3)																	4 1 2 1 0 0 0										
<b>Larry Bittner, L</b> OBP: 0.415, SLG: 0.541 (1, 7)	F4-3																4 0 0 0 0 0 1										
<b>Pat Scanlon, L</b> OBP: 0.458, SLG: 0.526 (1, 5)																	4 0 1 0 0 1 0										
<b>Jerry White, S</b> (1, 8)																	3 0 0 0 0 0 1										
<b>Gary Carter, R</b> OBP: 0.327, SLG: 0.438 (1, 2)																	3 0 1 0 0 0 1										
<b>Pepe Frias, R</b> (1, 6)																	2 0 0 0 0 1 1										
<b>Bob Bailey, R</b> OBP: 0.313, SLG: 0.214 (7, PH)																	1 0 0 0 0 0 1										
<b>Dan Warthen, S</b> (8, 1)																	0 0 0 0 0 0 0										
<b>Donald DeMola, R</b> (9, 1)																	0 0 0 0 0 0 0										
<b>Dave McNally, R</b> OBP: 0.364, SLG: 0.125 <b>Steve Renko, R</b> (7, 1)																	1 0 0 0 1 0 1										
<b>Tim Foli, R</b> OBP: 0.323, SLG: 0.282 (8, 6)																	0 0 0 0 0 0 0										
<b>Inning Stats</b>	R: 1 E: 0 K: 0 S: 4	H: 1 LOB: 0 BB: 0 P: 4	R: 0 E: 0 K: 0 S: 3	H: 0 LOB: 0 BB: 0 P: 3	R: 0 E: 0 K: 1 S: 5	H: 0 LOB: 1 BB: 1 P: 9	R: 0 E: 0 K: 1 S: 5	H: 0 LOB: 0 BB: 0 P: 5	R: 0 E: 0 K: 0 S: 4	H: 1 LOB: 1 BB: 0 P: 6	R: 0 E: 0 K: 0 S: 4	H: 1 LOB: 1 BB: 0 P: 4	R: 0 E: 0 K: 0 S: 3	H: 0 LOB: 0 BB: 0 P: 3	R: 0 E: 0 K: 0 S: 3	H: 0 LOB: 0 BB: 0 P: 3	1B: 2 2B: 1 3B: 0 HR: 1	SF: 0 SAC: 0 DP: 0 HBP: 0	WP: 0 PB: 0 SB: 1 CS: 0	PA: 32							
<b>PITCHER</b>	IP	WLS	BF	H	R	ER	SO	BB	IBB	HBP	BLK	WP	HR	S	P	ERA	WHIP										
<b>Gary Nolan, R</b> ERA: 2.8	9.0	W	32	4	1	1	3	1	0	0	0	0	1	37	41	1.00	0.556										

Cincinnati Reds @ Montreal Expos  
Jarry Park, Montreal, QB  
Sun May 18 1975, 3:33 AM EDT  
Att: 16,130 - Unknown

AB 31  
R 1  
H 4  
RBI 1  
BB 1  
SO 3  
LOB 8





Batter	1	2	3	4	5	6	7	8	9	AB	R	H	RBI	BB	SO	LOB	TOP				
Larry Lintz, S OBP: 0.313, SLG: 0.200 Jose Morales, R OBP: 0.533, SLG: 0.923 John Montague, R OBP: 0.81	0-0 5-3		0-0 1-3		4-0 E S BB		0-0 4-3 S 1B	0-3 K		3	1	1	0	1	0	0					
Tim Foli, R OBP: 0.319, SLG: 0.287	0-0 1B SF7 2B		0-0 1-3		0-3 K 1-3		0-0 4-3		0-0 F8	5	1	1	0	0	1	2					
Pepe Mangual, R OBP: 0.386, SLG: 0.347	0-0 CS 2-3 1B		0-0 F9		0-3 K		0-3 K		0-3 K	5	0	1	0	0	3	2					
Mike Jorgensen, L OBP: 0.344, SLG: 0.370	0-0 SF7			0-0 F7		0-0 4-3 HR 2B	0-0 PB 1B BB		0-0 BB 1B	3	1	2	1	1	0	0					
Larry Bittner, L OBP: 0.413, SLG: 0.524	0-0 CS 1-2		0-0 F7		0-0 4-3		0-0 4-3 2-3		0-0 PB 1B BB	5	0	2	1	0	0	1					
Gary Carter, R OBP: 0.340, SLG: 0.473				0-0 E5 BB 1B		0-0 HR 3-H	0-3 K 1-2 2-3		0-0 1-2 2-3 BB	4	1	2	2	1	1	2					
Barry Foote, R OBP: 0.196, SLG: 0.210				0-0 1-2 1B		0-0 F9		0-3 K	0-3 K	4	0	1	0	1	2	3					
Larry Parrish, R OBP: 0.315, SLG: 0.450			0-0 F8		0-0 F8			0-0 6-3		4	0	1	0	0	0	4					
Woodie Fryman, R ERA: 2.54 Chuck Taylor, R ERA: 3.72 Donald DeMola, R ERA: 3.86 Dan Warthen, L ERA: 4.02			0-0 F9		0-3 K	0-3 K		0-0 1B		1	0	0	0	0	0	2					
<b>Inning Stats</b>	R: 1 E: 0 K: 0 S: 4	H: 2 LOB: 0 BB: 0 P: 4	R: 0 E: 0 K: 0 S: 5	H: 2 LOB: 2 BB: 0 P: 5	R: 0 E: 0 K: 0 S: 3	H: 0 LOB: 0 BB: 0 P: 3	R: 0 E: 1 K: 0 S: 4	H: 0 LOB: 2 BB: 1 P: 8	R: 0 E: 0 K: 1 S: 9	H: 3 LOB: 1 BB: 0 P: 8	R: 1 E: 0 K: 2 S: 9	H: 2 LOB: 2 BB: 1 P: 13	R: 0 E: 0 K: 2 S: 8	H: 1 LOB: 3 BB: 1 P: 8	R: 0 E: 0 K: 2 S: 9	H: 2 LOB: 3 BB: 1 P: 13	1B: 8 2B: 3 3B: 0 HR: 1	SF: 1 SAC: 0 DP: 0 HBP: 0	WP: 0 PB: 1 SB: 2 CS: 1	PA: 44	
<b>PITCHER</b>	IP WLS BF H R ER SO BB IBB HBP BLK WP HR S P ERA WHIP	IP WLS BF H R ER SO BB IBB HBP BLK WP HR S P ERA WHIP	IP WLS BF H R ER SO BB IBB HBP BLK WP HR S P ERA WHIP	IP WLS BF H R ER SO BB IBB HBP BLK WP HR S P ERA WHIP	IP WLS BF H R ER SO BB IBB HBP BLK WP HR S P ERA WHIP	IP WLS BF H R ER SO BB IBB HBP BLK WP HR S P ERA WHIP	IP WLS BF H R ER SO BB IBB HBP BLK WP HR S P ERA WHIP	IP WLS BF H R ER SO BB IBB HBP BLK WP HR S P ERA WHIP	IP WLS BF H R ER SO BB IBB HBP BLK WP HR S P ERA WHIP	IP WLS BF H R ER SO BB IBB HBP BLK WP HR S P ERA WHIP	IP WLS BF H R ER SO BB IBB HBP BLK WP HR S P ERA WHIP	IP WLS BF H R ER SO BB IBB HBP BLK WP HR S P ERA WHIP	IP WLS BF H R ER SO BB IBB HBP BLK WP HR S P ERA WHIP	IP WLS BF H R ER SO BB IBB HBP BLK WP HR S P ERA WHIP	IP WLS BF H R ER SO BB IBB HBP BLK WP HR S P ERA WHIP	IP WLS BF H R ER SO BB IBB HBP BLK WP HR S P ERA WHIP	IP WLS BF H R ER SO BB IBB HBP BLK WP HR S P ERA WHIP	IP WLS BF H R ER SO BB IBB HBP BLK WP HR S P ERA WHIP	IP WLS BF H R ER SO BB IBB HBP BLK WP HR S P ERA WHIP	IP WLS BF H R ER SO BB IBB HBP BLK WP HR S P ERA WHIP	IP WLS BF H R ER SO BB IBB HBP BLK WP HR S P ERA WHIP

Montreal Expos @ Atlanta Braves  
Atlanta-Fulton County Stadium, Atlanta, GA  
Tue May 20 1975, 7:05 PM EDT  
Att: 3,681 - Unknown

AB 38  
R 4  
H 12  
RBI 4  
BB 4  
SO 10  
LOB 18




Batter	1	2	3	4	5	6	7	8	9	AB	R	H	RBI	BB	SO	LOB	BOTTOM				
Ralph Garr, L OBP: 0.290, SLG: 0.353	0-0 1-3			0-0 F7		0-0 G6-4-3		0-0 F7		5	0	1	0	0	0	2					
Rod Gilbreath, R OBP: 0.320, SLG: 0.391	0-0 BB 1B		0-0 1-3		0-0 F7		4-0 L4-3 BB	0-0 1-3		4	1	1	0	1	0	3					
Darrell Evans, L OBP: 0.365, SLG: 0.474	4-0 1-2 HR BB		4-0 FC5-4 IBB		0-0 F6		0-0 L4-3 1-2	0-3 K		3	1	0	0	2	1	2					
Earl Williams, R OBP: 0.238, SLG: 0.326	0-0 1-2 HR 1B		0-0 FC5-4		0-3 K		0-3 K			4	1	1	1	0	2	3					
Dusty Baker Jr., R OBP: 0.331, SLG: 0.453	0-0 1-H 2-H HR		4-0 P3 1B BB		0-0 4-3		0-0 1B BLK 1B			3	3	2	3	1	0	0					
Mike Lum, L OBP: 0.325, SLG: 0.307	0-0 F2		0-0 G5-3 1B		0-0 FC6 1B		0-0 HR 1B			4	1	3	0	0	0	0					
Larvell Blanks, R OBP: 0.306, SLG: 0.351	0-0 L4		0-0 P3		0-0 FC6		1-0 HR HBP 1B			3	1	0	0	0	0	3					
Vic Correll, R OBP: 0.348, SLG: 0.505			4-0 FC5-6 BB		1-2 3-H 1B		4-0 FC1-6 BB		0-0 HR	2	1	2	5	2	0	0					
Roric Harrison, R OBP: 0.267, SLG: 0.286 Max Leon, R OBP: 0.500, SLG: 0.500			0-0 FC5-6 2B		0-0 G5-3		0-0 FC1-6 G6-4-3		0-0 1-3 1B	3	0	0	0	0	0	4					
<b>Inning Stats</b>	R: 4 E: 0 K: 0 S: 6	H: 3 LOB: 1 BB: 1 P: 10	R: 0 E: 0 K: 0 S: 4	H: 1 LOB: 2 BB: 2 P: 12	R: 1 E: 0 K: 0 S: 4	H: 2 LOB: 1 BB: 1 P: 8	R: 0 E: 0 K: 0 S: 3	H: 0 LOB: 0 BB: 0 P: 3	R: 0 E: 0 K: 1 S: 6	H: 1 LOB: 1 BB: 0 P: 6	R: 0 E: 0 K: 0 S: 2	H: 0 LOB: 0 BB: 1 P: 6	R: 0 E: 0 K: 1 S: 4	H: 0 LOB: 0 BB: 1 P: 8	R: 4 E: 0 K: 1 S: 9	H: 4 LOB: 1 BB: 0 P: 10	1B: 8 2B: 2 3B: 0 HR: 2	SF: 0 SAC: 0 DP: 3 HBP: 1	WP: 0 PB: 0 SB: 0 CS: 0	PA: 39	
<b>PITCHER</b>	IP WLS BF H R ER SO BB IBB HBP BLK WP HR S P ERA WHIP	IP WLS BF H R ER SO BB IBB HBP BLK WP HR S P ERA WHIP	IP WLS BF H R ER SO BB IBB HBP BLK WP HR S P ERA WHIP	IP WLS BF H R ER SO BB IBB HBP BLK WP HR S P ERA WHIP	IP WLS BF H R ER SO BB IBB HBP BLK WP HR S P ERA WHIP	IP WLS BF H R ER SO BB IBB HBP BLK WP HR S P ERA WHIP	IP WLS BF H R ER SO BB IBB HBP BLK WP HR S P ERA WHIP	IP WLS BF H R ER SO BB IBB HBP BLK WP HR S P ERA WHIP	IP WLS BF H R ER SO BB IBB HBP BLK WP HR S P ERA WHIP	IP WLS BF H R ER SO BB IBB HBP BLK WP HR S P ERA WHIP	IP WLS BF H R ER SO BB IBB HBP BLK WP HR S P ERA WHIP	IP WLS BF H R ER SO BB IBB HBP BLK WP HR S P ERA WHIP	IP WLS BF H R ER SO BB IBB HBP BLK WP HR S P ERA WHIP	IP WLS BF H R ER SO BB IBB HBP BLK WP HR S P ERA WHIP	IP WLS BF H R ER SO BB IBB HBP BLK WP HR S P ERA WHIP	IP WLS BF H R ER SO BB IBB HBP BLK WP HR S P ERA WHIP	IP WLS BF H R ER SO BB IBB HBP BLK WP HR S P ERA WHIP	IP WLS BF H R ER SO BB IBB HBP BLK WP HR S P ERA WHIP	IP WLS BF H R ER SO BB IBB HBP BLK WP HR S P ERA WHIP	IP WLS BF H R ER SO BB IBB HBP BLK WP HR S P ERA WHIP	IP WLS BF H R ER SO BB IBB HBP BLK WP HR S P ERA WHIP


Montreal Expos @ Atlanta Braves  
Atlanta-Fulton County Stadium, Atlanta, GA  
Tue May 20 1975, 7:05 PM EDT  
Att: 3,681 - Unknown

AB 32  
R 9  
H 11  
RBI 9  
BB 6  
SO 3  
LOB 17





Batter	1	2	3	4	5	6	7	8	9	AB	R	H	RBI	BB	SO	LOB	TOP			
Larry Lintz, S OBP: 0.294, SLG: 0.186 (1, 4)	G3		4-3		F8		4-3			4	0	0	0	0	0	1	<p>Montreal Expos @ Atlanta Braves Atlanta-Fulton County Stadium, Atlanta, GA Wed May 21 1975, 7:05 PM EDT Att: 3,263 - Unknown</p> <p>livebaseballscorecards.com</p> 			
Pepe Mangual, R OBP: 0.377, SLG: 0.355 (1, 8)	1B		4-3		E6 1B		HBP G6-4-3			3	0	2	0	0	0	0				
Tim Foli, R OBP: 0.317, SLG: 0.286 (1, 6)	K			E4 2B 1B		1B		G6-4-3	4	1	1	0	0	1	3					
Bob Bailey, R OBP: 0.324, SLG: 0.273 (1, 7)	K			1B G5-4-3 2B		P4		6-3	4	1	1	0	0	1	3					
Barry Foote, R OBP: 0.207, SLG: 0.221 (1, 2)		PB 1B		G5-4-3 1B		K		5-3	4	0	2	1	0	1	0					
Hal Bredesen, R OBP: 0.353, SLG: 0.231 (1, 3)	P4			G5-4-3 1B		K		5-3	4	0	0	0	0	1	2					
Gary Carter, R OBP: 0.345, SLG: 0.500 (1, 9)	5-3			BB		HR			3	1	1	1	1	1	1					
Larry Parrish, R OBP: 0.304, SLG: 0.434 (1, 5)	K			F8		F8		1-3	4	0	0	0	0	1	2					
Steve Renko, R Mike Jorgensen, L Donald Demola, R Larry Bittner, L Dan Warthen, S Pat Scanlon, L (1, 1) (5, PH) (5, 1) (7, PH) (7, 1) (9, PH)			F9		F7		4-3 1B		P4	1	0	0	0	0	0	0				
<b>Inning Stats</b>	R: 0 E: 0 K: 2 S: 8	H: 1 LOB: 1 BB: 0 P: 8	R: 0 E: 0 K: 1 S: 6	H: 1 LOB: 1 BB: 0 P: 6	R: 0 E: 0 K: 0 S: 3	H: 0 LOB: 0 BB: 0 P: 3	R: 2 E: 1 K: 0 S: 5	H: 2 LOB: 1 BB: 1 P: 9	R: 0 E: 1 K: 0 S: 5	H: 2 LOB: 2 BB: 0 P: 5	R: 1 E: 0 K: 2 S: 8	H: 1 LOB: 1 BB: 0 P: 4	R: 0 E: 0 K: 0 S: 3	H: 0 LOB: 0 BB: 0 P: 3	R: 0 E: 0 K: 1 S: 5	H: 0 LOB: 0 BB: 0 P: 5		1B: 6 2B: 1 3B: 0 HR: 1	SF: 0 SAC: 0 DP: 2 HBP: 1	WP: 0 PB: 1 SB: 1 CS: 0
<b>PITCHER</b> Phil Niekro, R ERA: 2.63 (1, 1)	IP: 9.0 WLS: W BF: 36 H: 8 R: 3 ER: 1 SO: 6 BB: 1 IBB: 0 HBP: 1 BLK: 0 WP: 0 HR: 1 S: 46 P: 51 ERA: 1.00 WHIP: 1.000															<b>PITCHER</b>				

Batter	1	2	3	4	5	6	7	8	9	AB	R	H	RBI	BB	SO	LOB	BOTTOM			
Ralph Garr, L OBP: 0.287, SLG: 0.348 (1, 7)	F7			3-1		6-3				5	0	1	0	0	1	3	<p>Montreal Expos @ Atlanta Braves Atlanta-Fulton County Stadium, Atlanta, GA Wed May 21 1975, 7:05 PM EDT Att: 3,263 - Unknown</p> <p>livebaseballscorecards.com</p> 			
Rod Gilbreath, R OBP: 0.333, SLG: 0.346 (1, 4)	K			CS BB		6-3		1B 6-3	3	0	0	1	2	1	1					
Darrell Evans, L OBP: 0.368, SLG: 0.513 (1, 5)	HR			HR					4	2	2	2	0	0	2					
Earl Williams, R OBP: 0.238, SLG: 0.333 (1, 3)	5-3			6-3					4	0	1	0	0	0	0					
Dusty Baker Jr., R OBP: 0.342, SLG: 0.460 (1, 9)		1B S 1B BB		F8 2B		F9		FC6-4 IBB	2	1	1	0	2	0	0					
Mike Lum, L OBP: 0.335, SLG: 0.333 (1, 8)		1B 1B BB 1B		F8 IBB		HR		F9	3	2	2	1	1	0	2					
Larvell Blanks, R OBP: 0.304, SLG: 0.348 (1, 6)		BB 1B WP 1B		F8		5-3		FC6-4	4	1	1	1	0	0	4					
Vic Correll, R OBP: 0.345, SLG: 0.490 (1, 2)	K			IBB				L6	3	0	0	0	1	1	2					
Phil Niekro, R OBP: 0.214, SLG: 0.259 (1, 1)	WP BB 1B			K		6-3		4-3	4	0	1	0	0	1	3					
<b>Inning Stats</b>	R: 1 E: 0 K: 1 S: 6	H: 1 LOB: 0 BB: 0 P: 6	R: 3 E: 0 K: 2 S: 10	H: 3 LOB: 2 BB: 2 P: 18	R: 0 E: 0 K: 1 S: 6	H: 1 LOB: 2 BB: 2 P: 14	R: 1 E: 0 K: 0 S: 3	H: 1 LOB: 0 BB: 1 P: 7	R: 1 E: 0 K: 0 S: 4	H: 1 LOB: 0 BB: 0 P: 4	R: 0 E: 0 K: 0 S: 3	H: 0 LOB: 0 BB: 0 P: 3	R: 0 E: 0 K: 0 S: 4	H: 1 LOB: 2 BB: 1 P: 8	R: 0 E: 0 K: 0 S: 4	H: 1 LOB: 1 BB: 0 P: 4		1B: 4 2B: 2 3B: 0 HR: 3	SF: 0 SAC: 0 DP: 0 HBP: 0	WP: 1 PB: 0 SB: 1 CS: 1
<b>PITCHER</b> Steve Renko, R ERA: 7.03 Donald Demola, R ERA: 3.95 Dan Warthen, L ERA: (1, 1) (5, 1) (7, 1)	IP: 4.0 WLS: L BF: 22 H: 6 R: 5 ER: 5 SO: 4 BB: 3 IBB: 2 HBP: 0 BLK: 0 WP: 1 HR: 2 S: 25 P: 45 ERA: 11.25 WHIP: 2.250															<b>PITCHER</b>				



Batter	1	2	3	4	5	6	7	8	9	AB	R	H	RBI	BB	SO	LOB	TOP			
<b>Pepe Mangual, R</b> OBP: 0.373, SLG: 0.375 (1, 8)										4	1	1	1	0	1	3	<b>Montreal Expos @ Houston Astros</b> Astrodome, Houston, TX Fri May 23 1975, 8:05 PM EDT Att: 9,143 - Unknown			
<b>Tim Foli, R</b> OBP: 0.315, SLG: 0.285 (1, 6)										4	0	1	0	0	1	3				
<b>Gary Carter, R</b> OBP: 0.342, SLG: 0.490 (1, 2)										4	0	1	0	0	1	1				
<b>Bob Bailey, R</b> OBP: 0.317, SLG: 0.250 (1, 7)										3	0	0	0	1	1	2				
<b>Larry Parrish, R</b> OBP: 0.294, SLG: 0.419 (1, 5)										4	0	0	0	0	0	2				
<b>Pete Mackanin, R</b> OBP: 0.364, SLG: 0.475 (1, 4)										4	0	0	0	0	2	1				
<b>Hal Breeden, R</b> OBP: 0.333, SLG: 0.294 (1, 3)										4	1	1	0	0	0	0				
<b>Tony Scott, S</b> OBP: 0.250, SLG: 0.224 (1, 9)										4	0	0	0	0	1	1				
<b>Dennis Blair, R</b> OBP: 0.214, SLG: 0.154 <b>Dan Warthen, S</b> (5, 1)										2	0	2	0	0	0	0				
<b>Jose Morales, R</b> OBP: 0.500, SLG: 0.857 <b>Donald DeMola, R</b> (7, 1)										0	0	0	0	0	0	0				
<b>Inning Stats</b>	R: 1 E: 0 K: 0 S: 4	H: 2 LOB: 0 BB: 0 P: 4	R: 0 E: 0 K: 1 S: 5	H: 0 LOB: 0 BB: 0 P: 5	R: 0 E: 0 K: 0 S: 4	H: 1 LOB: 1 BB: 0 P: 4	R: 0 E: 0 K: 1 S: 6	H: 1 LOB: 1 BB: 0 P: 6	R: 0 E: 0 K: 0 S: 3	H: 0 LOB: 1 BB: 1 P: 7	R: 1 E: 2 K: 1 S: 8	H: 1 LOB: 2 BB: 0 P: 8	R: 0 E: 0 K: 1 S: 5	H: 0 LOB: 0 BB: 0 P: 5	R: 0 E: 0 K: 1 S: 5	H: 0 LOB: 0 BB: 0 P: 5	1B: 4 2B: 1 3B: 0 HR: 1	SF: 0 SAC: 0 DP: 1 HBP: 0	WP: 0 PB: 0 SB: 1 CS: 0	PA: 35
<b>PITCHER</b> <b>Dave Roberts, L</b> ERA: 3.34 (1, 1)	IP: 9.0 WLS: W BF: 35 H: 6 R: 2 ER: 1 SO: 7 BB: 1 IBB: 0 HBP: 0 BLK: 0 WP: 0 HR: 1 S: 48 P: 52 ERA: 1.00 WHIP: 0.778															<b>PITCHER</b>				

AB	34
R	2
H	6
RBI	1
BB	1
SO	7
LOB	15



Batter	1	2	3	4	5	6	7	8	9	AB	R	H	RBI	BB	SO	LOB	BOTTOM			
<b>Greg Gross, L</b> OBP: 0.327, SLG: 0.320 (1, 7)										4	2	2	0	0	0	3	<b>Montreal Expos @ Houston Astros</b> Astrodome, Houston, TX Fri May 23 1975, 8:05 PM EDT Att: 9,143 - Unknown			
<b>Roger Metzger, S</b> OBP: 0.357, SLG: 0.381 (1, 6)										4	1	3	1	0	0	1				
<b>Cesar Cedeno, R</b> OBP: 0.346, SLG: 0.359 (1, 8)										2	1	0	1	1	1	2				
<b>Bob Watson, R</b> OBP: 0.383, SLG: 0.586 (1, 3)										4	0	1	1	0	0	1				
<b>Jose Cruz, L</b> OBP: 0.364, SLG: 0.373 <b>Enos Cabell, R</b> OBP: 0.337, SLG: 0.372 (5, PH) (6, 9)										2	0	1	0	0	0	0				
<b>Milt May, L</b> OBP: 0.289, SLG: 0.300 (1, 2)										4	0	0	0	0	0	2				
<b>Ken Boswell, L</b> OBP: 0.423, SLG: 0.395 (1, 5)										3	0	3	0	1	0	0				
<b>Rob Andrews, R</b> OBP: 0.298, SLG: 0.271 (1, 4)										4	0	2	0	0	0	3				
<b>Dave Roberts, L</b> OBP: 0.063, SLG: 0.063 (1, 1)										3	0	0	0	0	1	5				
<b>Inning Stats</b>	R: 2 E: 0 K: 0 S: 6	H: 3 LOB: 1 BB: 0 P: 6	R: 0 E: 0 K: 0 S: 4	H: 1 LOB: 1 BB: 0 P: 4	R: 0 E: 0 K: 1 S: 6	H: 0 LOB: 2 BB: 1 P: 10	R: 2 E: 0 K: 0 S: 5	H: 2 LOB: 1 BB: 1 P: 9	R: 0 E: 0 K: 0 S: 4	H: 2 LOB: 1 BB: 0 P: 4	R: 0 E: 0 K: 1 S: 5	H: 1 LOB: 0 BB: 0 P: 5	R: 0 E: 0 K: 0 S: 5	H: 2 LOB: 2 BB: 0 P: 5	R: 0 E: 0 K: 0 S: 5	H: 2 LOB: 2 BB: 0 P: 5		1B: 9 2B: 2 3B: 2 HR: 0	SF: 2 SAC: 1 DP: 2 HBP: 0	WP: 0 PB: 0 SB: 0 CS: 2
<b>PITCHER</b> <b>Dennis Blair, R</b> ERA: 3.23 <b>Dan Warthen, L</b> ERA <b>Donald DeMola, R</b> ERA: 3.45 (1, 1) (5, 1) (7, 1)	IP: 4.1 WLS: L BF: 22 H: 7 R: 4 ER: 4 SO: 4 BB: 2 IBB: 0 HBP: 0 BLK: 0 WP: 0 HR: 0 S: 22 P: 30 ERA: 8.31 WHIP: 2.077															<b>PITCHER</b>				

AB	31
R	4
H	12
RBI	4
BB	2
SO	2
LOB	17





Batter	1	2	3	4	5	6	7	8	9	AB	R	H	RBI	BB	SO	LOB	TOP				
Larry Lintz, S OBP: 0.306, SLG: 0.206 (1, 4)	0-0 4-3		0-0 CS 1B			0-0 CS 1B		0-0 F4		4	0	2	0	0	0	1					
Rich Coggins, L OBP: 0.250, SLG: 0.250 (1, 7)	0-0 F8		0-3 K			0-0 F7			0-0 FC6-4 1B	4	0	1	0	0	1	2					
Pepe Mangual, R OBP: 0.377, SLG: 0.397 (1, 8)	0-0 HR			4-0 CS BB			0-0 6-3		0-0 FC6-4 1B BB SF8	3	2	1	1	1	0	1					
Mike Jorgensen, L OBP: 0.338, SLG: 0.357 (1, 3)	0-3 K			0-0 F9			0-0 4-3		4-0 1B BB	3	0	0	0	1	1	1					
Larry Bittner, L OBP: 0.431, SLG: 0.532 (1, 9)		0-0 4-3		0-3 K					0-0 1B BB	4	0	2	0	0	1	1					
Gary Carter, R OBP: 0.331, SLG: 0.476 (1, 2)		0-0 E5 6-3			0-0 6-3			0-0 F7	0-0 SF8	3	0	0	1	0	0	1					
Tim Foli, R OBP: 0.295, SLG: 0.276 (1, 6)		0-0 6-3			0-0 6-3			0-0 4-3	0-0 FC6-4	4	0	0	0	0	0	3					
Larry Parrish, R OBP: 0.295, SLG: 0.417 (1, 5)		0-0 F7			0-0 6-3				0-0 1B	3	0	1	0	0	0	1					
Steve Rogers, R OBP: 0.263, SLG: 0.176 (1, 1)			0-0 G3			0-0 F9		0-3 K		3	0	0	0	0	1	1					
<b>Inning Stats</b>	R: 1 E: 0 K: 1 S: 6	H: 1 LOB: 0 BB: 0 P: 6	R: 0 E: 1 K: 0 S: 4	H: 0 LOB: 1 BB: 0 P: 4	R: 0 E: 0 K: 1 S: 5	H: 1 LOB: 0 BB: 1 P: 5	R: 0 E: 0 K: 1 S: 4	H: 0 LOB: 0 BB: 1 P: 8	R: 0 E: 0 K: 0 S: 3	H: 0 LOB: 0 BB: 0 P: 3	R: 0 E: 0 K: 0 S: 4	H: 1 LOB: 1 BB: 0 P: 4	R: 0 E: 0 K: 1 S: 6	H: 1 LOB: 1 BB: 0 P: 6	R: 1 E: 0 K: 0 S: 5	H: 2 LOB: 2 BB: 1 P: 9	1B: 6 2B: 0 3B: 0 HR: 1	SF: 1 SAC: 0 DP: 0 HBP: 0	WP: 0 PB: 0 SB: 0 CS: 3	PA: 34	
<b>PITCHER</b>	IP WLS BF H R ER SO BB IBB HBP BLK WP HR S P ERA WHIP	IP WLS BF H R ER SO BB IBB HBP BLK WP HR S P ERA WHIP	IP WLS BF H R ER SO BB IBB HBP BLK WP HR S P ERA WHIP	IP WLS BF H R ER SO BB IBB HBP BLK WP HR S P ERA WHIP	IP WLS BF H R ER SO BB IBB HBP BLK WP HR S P ERA WHIP	IP WLS BF H R ER SO BB IBB HBP BLK WP HR S P ERA WHIP	IP WLS BF H R ER SO BB IBB HBP BLK WP HR S P ERA WHIP	IP WLS BF H R ER SO BB IBB HBP BLK WP HR S P ERA WHIP	IP WLS BF H R ER SO BB IBB HBP BLK WP HR S P ERA WHIP	IP WLS BF H R ER SO BB IBB HBP BLK WP HR S P ERA WHIP	IP WLS BF H R ER SO BB IBB HBP BLK WP HR S P ERA WHIP	IP WLS BF H R ER SO BB IBB HBP BLK WP HR S P ERA WHIP	IP WLS BF H R ER SO BB IBB HBP BLK WP HR S P ERA WHIP	IP WLS BF H R ER SO BB IBB HBP BLK WP HR S P ERA WHIP	IP WLS BF H R ER SO BB IBB HBP BLK WP HR S P ERA WHIP	IP WLS BF H R ER SO BB IBB HBP BLK WP HR S P ERA WHIP	IP WLS BF H R ER SO BB IBB HBP BLK WP HR S P ERA WHIP	IP WLS BF H R ER SO BB IBB HBP BLK WP HR S P ERA WHIP	IP WLS BF H R ER SO BB IBB HBP BLK WP HR S P ERA WHIP	IP WLS BF H R ER SO BB IBB HBP BLK WP HR S P ERA WHIP	IP WLS BF H R ER SO BB IBB HBP BLK WP HR S P ERA WHIP
Doug Konieczny, R ERA: 4.2 Joe Niekro, R ERA: 5.23																					

Montreal Expos @ Houston Astros  
Astrodome, Houston, TX  
Sat May 24 1975, 8:05 PM EDT  
Att. 15,208 - Dome

AB 31  
R 2  
H 7  
RBI 2  
BB 2  
SO 4  
LOB 12



Batter	1	2	3	4	5	6	7	8	9	AB	R	H	RBI	BB	SO	LOB	BOTTOM			
Greg Gross, L OBP: 0.333, SLG: 0.346 (1, 7)	0-0 6-3		0-0 4-3			0-0 3B		0-0 1B		4	0	2	0	0	0	0				
Roger Metzger, S OBP: 0.355, SLG: 0.377 (1, 6)	0-0 5-3 1B		0-0 F9			0-0 4-3		0-0 F4		4	1	1	0	0	0	2				
Cesar Cedeno, R OBP: 0.338, SLG: 0.351 (1, 8)	0-0 5-3 1-2			0-3 K		0-0 F7			0-0 F7	4	0	0	0	0	1	2				
Bob Watson, R OBP: 0.379, SLG: 0.576 (1, 3)	0-0 1B			0-0 L7			0-0 4-3		0-0 6-3	4	0	1	1	0	0	0				
Jose Cruz, L OBP: 0.361, SLG: 0.364 (1, 9)	0-0 4-3			0-0 4-3			4-0 BB		0-0 6-3	3	0	0	0	1	0	1				
Milt May, L OBP: 0.283, SLG: 0.293 (1, 2)		0-0 4-3			0-0 G3			0-0 F9		3	0	0	0	0	0	1				
Ken Boswell, L OBP: 0.400, SLG: 0.370 (1, 5)		0-0 4-3			0-0 6-3			0-0 6-3		3	0	0	0	0	0	1				
Rob Andrews, R OBP: 0.293, SLG: 0.266 Cliff Johnson, R OBP: 0.318, SLG: 0.338 Larry Milbourne, S OBP: 0.154, SLG: 0.154 (8, PH) (9, 4)		0-0 1-3			0-3 K			0-3 K		2	0	0	0	0	1	0				
Doug Konieczny, R OBP: 0.136, SLG: 0.182 Joe Niekro, R OBP: 1.000, SLG: 1.000 (9, 1)			0-0 6-3			0-0 F3		0-3 K		3	0	0	0	0	1	0				
<b>Inning Stats</b>	R: 1 E: 0 K: 0 S: 5	H: 2 LOB: 1 BB: 0 P: 5	R: 0 E: 0 K: 0 S: 3	H: 0 LOB: 0 BB: 0 P: 3	R: 0 E: 0 K: 1 S: 5	H: 0 LOB: 0 BB: 0 P: 5	R: 0 E: 0 K: 0 S: 4	H: 1 LOB: 1 BB: 0 P: 4	R: 0 E: 0 K: 2 S: 8	H: 0 LOB: 1 BB: 0 P: 8	R: 0 E: 0 K: 0 S: 3	H: 0 LOB: 0 BB: 0 P: 3	R: 0 E: 0 K: 0 S: 3	H: 0 LOB: 0 BB: 0 P: 3	1B: 3 2B: 0 3B: 1 HR: 0	SF: 0 SAC: 0 DP: 0 HBP: 0	WP: 0 PB: 0 SB: 0 CS: 0	PA: 32		
<b>PITCHER</b>	IP WLS BF H R ER SO BB IBB HBP BLK WP HR S P ERA WHIP	IP WLS BF H R ER SO BB IBB HBP BLK WP HR S P ERA WHIP	IP WLS BF H R ER SO BB IBB HBP BLK WP HR S P ERA WHIP	IP WLS BF H R ER SO BB IBB HBP BLK WP HR S P ERA WHIP	IP WLS BF H R ER SO BB IBB HBP BLK WP HR S P ERA WHIP	IP WLS BF H R ER SO BB IBB HBP BLK WP HR S P ERA WHIP	IP WLS BF H R ER SO BB IBB HBP BLK WP HR S P ERA WHIP	IP WLS BF H R ER SO BB IBB HBP BLK WP HR S P ERA WHIP	IP WLS BF H R ER SO BB IBB HBP BLK WP HR S P ERA WHIP	IP WLS BF H R ER SO BB IBB HBP BLK WP HR S P ERA WHIP	IP WLS BF H R ER SO BB IBB HBP BLK WP HR S P ERA WHIP	IP WLS BF H R ER SO BB IBB HBP BLK WP HR S P ERA WHIP	IP WLS BF H R ER SO BB IBB HBP BLK WP HR S P ERA WHIP	IP WLS BF H R ER SO BB IBB HBP BLK WP HR S P ERA WHIP	IP WLS BF H R ER SO BB IBB HBP BLK WP HR S P ERA WHIP	IP WLS BF H R ER SO BB IBB HBP BLK WP HR S P ERA WHIP	IP WLS BF H R ER SO BB IBB HBP BLK WP HR S P ERA WHIP	IP WLS BF H R ER SO BB IBB HBP BLK WP HR S P ERA WHIP	IP WLS BF H R ER SO BB IBB HBP BLK WP HR S P ERA WHIP	IP WLS BF H R ER SO BB IBB HBP BLK WP HR S P ERA WHIP
Steve Rogers, R ERA: 2.8																				

Montreal Expos @ Houston Astros  
Astrodome, Houston, TX  
Sat May 24 1975, 8:05 PM EDT  
Att. 15,208 - Dome

AB 31  
R 1  
H 4  
RBI 1  
BB 1  
SO 4  
LOB 7





Batter	1	2	3	4	5	6	7	8	9	10	11	12	AB	R	H	RBI	BB	SO	LOB	
Larry Lintz, S OBP: 0.321, SLG: 0.209	G3	2B		6-3					F9			E7	4	2	1	0	2	0	0	
Rich Coggins, L OBP: 0.444, SLG: 0.778 Chuck Taylor, R OBP: 0.471, SLG: 0.800 Jose Morales, R OBP: 0.471, SLG: 0.800 Donald DeMola, R OBP: 0.471, SLG: 0.800 Dan Warthen, S OBP: 0.471, SLG: 0.800		BB		K					BB			1B	5	1	3	2	0	1	3	
Pepe Mangual, R OBP: 0.375, SLG: 0.412	K	HR			6-3				F9			BB	5	1	1	2	1	1	2	
Mike Jorgensen, L OBP: 0.331, SLG: 0.347	F7	4-3			4-3				6-3			BB	6	0	1	1	0	0	1	
Larry Bittner, L OBP: 0.404, SLG: 0.491		1B			F8				F7			1B	6	1	1	0	0	0	2	
Gay Carter, R OBP: 0.326, SLG: 0.467		SH1-4			F4				5-3			K	4	0	1	0	0	1	0	
Tim Foli, R OBP: 0.296, SLG: 0.286		F7			FC5-4				5-3			K	5	0	0	0	0	1	2	
Larry Parrish, R OBP: 0.299, SLG: 0.416		1B			F8				6-3			F3	5	1	2	1	0	0	1	
Dave McNally, R OBP: 0.403, SLG: 0.167 John Montague, R OBP: 0.407, SLG: 0.455 Pat Scanlon, L OBP: 0.407, SLG: 0.455 Barry Foote, R OBP: 0.205, SLG: 0.219		1B			K				F7			K	2	1	1	1	1	1	0	
<b>Inning Stats</b>	R: 0 E: 0 K: 1 S: 6	H: 1 LOB: 1 BB: 0 P: 6	R: 6 E: 0 K: 0 S: 8	H: 5 LOB: 1 BB: 12	R: 0 E: 0 K: 0 S: 4	H: 1 LOB: 1 BB: 4	R: 0 E: 0 K: 2 S: 7	H: 0 LOB: 0 BB: 0 P: 7	R: 0 E: 0 K: 0 S: 3	H: 0 LOB: 0 BB: 0 P: 3	R: 0 E: 0 K: 1 S: 5	H: 0 LOB: 0 BB: 0 P: 5	R: 0 E: 0 K: 1 S: 5	H: 0 LOB: 0 BB: 0 P: 5	R: 0 E: 0 K: 0 S: 4	H: 2 LOB: 1 BB: 8	SF: 0 SAC: 1 DP: 1 HBP: 0	WP: 0 PA: 50		
<b>PITCHER</b>	IP WLS BF H R ER SO BB IBB HBP BLK WP HR S P ERA WHIP	<b>PITCHER</b>																		
Tom Griffin, R ERA: 3.32	1.2	12	6	6	6	1	0	0	0	0	0	0	0	0	0	12	12	0.00	4.200	
Jim Crawford, L ERA: 2.25	2.1	8	1	0	0	2	0	0	0	0	0	0	0	0	7	15	0.00	1.500		
Ken Forsch, R ERA: 2.89	5.1	2.0	9	1	0	0	0	2	0	0	0	0	0	0	8	8	0.00	0.000		
Wayne Granger, R ERA: 0.84	7.1	2.0	6	0	0	1	0	0	0	0	0	0	0	0	8	8	0.00	0.000		
Joe Niekro, R ERA: 4.4	9.1	4.0	W	15	3	1	1	2	1	0	0	0	0	0	18	22	2.25	1.000		

**Montreal Expos @ Houston Astros**  
Astrodome, Houston, TX  
Sun May 25 1975, 4:33 AM EDT  
Att. 10,459 - Dome


AB 45  
R 7  
H 11  
RBI 7  
BB 4  
SO 6  
LOB 12



Batter	1	2	3	4	5	6	7	8	9	10	11	12	AB	R	H	RBI	BB	SO	LOB	
Greg Gross, L OBP: 0.336, SLG: 0.349 Joe Niekro, R OBP: 0.667, SLG: 0.500	6-3	K		F9			1-3					K	5	0	2	1	0	1	2	
Roger Metzger, S OBP: 0.360, SLG: 0.374	6-3								3-1			1B	4	0	1	0	2	0	3	
Cesar Cedeno, R OBP: 0.338, SLG: 0.373	CS	2B		F6			F9					G4-3	6	1	2	1	0	0	3	
Bob Watson, R OBP: 0.377, SLG: 0.564	BB			FC6-4			F9					F9	5	1	1	0	1	1	2	
Doug Rader, R OBP: 0.345, SLG: 0.384	5-2	1B		2B					BB			K	6	3	5	1	0	1	0	
Enos Cabell, R OBP: 0.348, SLG: 0.386		2B		K					BB			K	5	2	2	2	1	3	3	
Skip Jutze, R OBP: 0.136, SLG: 0.136 Milt May, L OBP: 0.291, SLG: 0.296		1B		K					1B			2B	3	0	1	0	0	0	1	
Rob Andrews, R OBP: 0.294, SLG: 0.268 Jose Cruz, L OBP: 0.363, SLG: 0.369		1B		F8			F7		SF9			1B	3	1	1	0	0	0	1	
Tom Griffin, R ERA: 3.63 Jim Crawford, L ERA: 3.32 Tommy Holmes, R ERA: 3.32 Ken Forsch, R ERA: 2.89 Wilbur Howard, S ERA: 2.89 Wayne Granger, R ERA: 0.84 Cliff Johnson, R ERA: 3.14 Larry Williams, S ERA: 0.148		2B		FC6-4			4-3		1B			G5-4-3	1	0	0	0	0	0	0	
<b>Inning Stats</b>	R: 0 E: 0 K: 0 S: 3	H: 2 LOB: 2 BB: 1 P: 7	R: 2 E: 0 K: 1 S: 8	H: 4 LOB: 1 BB: 0 P: 8	R: 1 E: 0 K: 1 S: 10	H: 1 LOB: 1 BB: 1 P: 4	R: 0 E: 0 K: 0 S: 4	H: 1 LOB: 1 BB: 0 P: 7	R: 0 E: 0 K: 1 S: 7	H: 2 LOB: 2 BB: 0 P: 15	R: 0 E: 0 K: 0 S: 3	H: 0 LOB: 0 BB: 0 P: 10	R: 0 E: 0 K: 0 S: 5	H: 1 LOB: 0 BB: 0 P: 3	R: 0 E: 0 K: 0 S: 4	H: 3 LOB: 1 BB: 0 P: 4	SF: 1 SAC: 0 DP: 2 HBP: 0	WP: 0 PA: 52		
<b>PITCHER</b>	IP WLS BF H R ER SO BB IBB HBP BLK WP HR S P ERA WHIP	<b>PITCHER</b>																		
Dave McNally, L ERA: 5.16	7.0	34	11	5	5	3	4	0	0	0	0	0	6.43	2.143						
John Montague, R ERA: 3.78	1.0	5	1	0	0	1	1	0	0	0	0	6	10	0.00	2.000					
Chuck Taylor, R ERA: 3.78	3.0	10	3	1	1	4	0	0	0	0	1	18	10	3.00	1.000					
Donald DeMola, R ERA: 4.5	0.1	L	3	2	2	0	0	0	0	0	0	3	3	54.00	6.000					
Dan Warthen, L ERA:	0.0	1	1	0	0	0	0	0	0	0	0	1	1							

**Montreal Expos @ Houston Astros**  
Astrodome, Houston, TX  
Sun May 25 1975, 4:33 AM EDT  
Att. 10,459 - Dome

AB 46  
R 8  
H 18  
RBI 8  
BB 5  
SO 8  
LOB 19





Batter	1	2	3	4	5	6	7	8	9	AB	R	H	RBI	BB	SO	LOB	TOP								
Larry Lintz, S OBP: 0.317, SLG: 0.200 Tony Scott, S OBP: 0.247, SLG: 0.221	F4-3		F6-4 1B 1-2 BB			G3	FC4-6 1-2		K2-3	3	0	0	0	1	0	1									
Rich Coggins, L OBP: 0.462, SLG: 0.692	K						FC6-4 1B		F4-3	4	0	2	1	0	1	0									
Pepe Mangual, R OBP: 0.372, SLG: 0.403	G3		F6-4 2-3			FC6-4 HR 1-2		FC6-4 BB		3	1	0	0	1	0	3									
Mike Jorgensen, L OBP: 0.331, SLG: 0.372 Hal Breedon, R OBP: 0.316, SLG: 0.276		F9			F7		HR 1-H	FC6-4 FC6-4 1-2		3	1	1	2	0	0	0									
Larry Bittner, L OBP: 0.417, SLG: 0.491 Bob Bailey, R OBP: 0.310, SLG: 0.243	F4-3				F4-6-3 1B			FC6-4 1-2		2	0	1	0	1	0	0									
Pat Scanlon, L OBP: 0.414, SLG: 0.458 Jose Morales, R OBP: 0.444, SLG: 0.750 Larry Parrish, R OBP: 0.297, SLG: 0.413					F4-6-3 1-2	1-3			F7	2	0	1	0	0	0	1									
Gary Carter, R OBP: 0.317, SLG: 0.450	K					F8			F9	4	0	0	0	0	2	1									
Tim Foli, R OBP: 0.295, SLG: 0.266			1-3			F4-3				4	0	1	0	0	0	0									
Woodie Fryman, R OBP: 0.211, SLG: 0.222 Barry Foote, R OBP: 0.212, SLG: 0.226 Pete Mackanin, R OBP: 0.364, SLG: 0.475						F4-3				2	1	1	0	0	0	0									
			BB 1B HBP			F4-3				1	0	1	0	0	0	0									
										0	0	0	0	0	0	0									
<b>Inning Stats</b>	R: 0 E: 0 K: 1 S: 5	H: 0 LOB: 0 BB: 0 P: 5	R: 0 E: 0 K: 1 S: 6	H: 1 LOB: 1 BB: 0 P: 6	R: 1 E: 0 K: 0 S: 3	H: 1 LOB: 1 BB: 1 P: 8	R: 0 E: 0 K: 0 S: 3	H: 1 LOB: 0 BB: 0 P: 3	R: 0 E: 0 K: 0 S: 3	H: 0 LOB: 0 BB: 0 P: 3	R: 2 E: 0 K: 0 S: 5	H: 2 LOB: 1 BB: 1 P: 9	R: 0 E: 0 K: 1 S: 6	H: 1 LOB: 1 BB: 0 P: 6	R: 0 E: 0 K: 0 S: 3	H: 0 LOB: 1 BB: 1 P: 7	R: 0 E: 0 K: 1 S: 7	H: 2 LOB: 2 BB: 0 P: 7	1B: 7 2B: 1 3B: 0 HR: 1	SF: 0 SAC: 0 DP: 2 HBP: 1	WP: 0 PB: 0 CS: 0	PA: 37			
<b>PITCHER</b>	IP	WLS	BF	H	R	ER	SO	BB	IBB	HBP	BLK	WP	HR	S	P	ERA	WHIP								
Jack Billingham, R ERA: 4.04	(1, 1)	5.2	23	5	3	3	2	2	0	1	0	0	1	24	33	4.76	1.235								
Fred Norman, L ERA: 4.39	(6, 1)	0.1	1	0	0	0	0	0	0	0	0	0	0	1	1	0.00	0.000								
Clay Carroll, R ERA: 1.69	(7, 1)	1.1	W	6	1	0	0	1	0	0	0	0	0	7	11	0.00	1.500								
Will McEnaney, L ERA: 1.31	(8, 1)	1.2	S	7	2	0	0	1	0	0	0	0	0	9	9	0.00	1.200								

**Montreal Expos @ Cincinnati Reds**  
Riverfront Stadium, Cincinnati, OH  
Mon May 26 1975, 3:33 AM EDT  
Unknown

AB	33
R	3
H	8
RBI	3
BB	3
SO	4
LOB	11



Batter	1	2	3	4	5	6	7	8	9	AB	R	H	RBI	BB	SO	LOB	BOTTOM								
Pete Rose, S OBP: 0.391, SLG: 0.409	FC6-4 1B	2-H 1B					5-3			3	0	2	0	1	0	0									
Dave Concepcion, R OBP: 0.333, SLG: 0.379	F8		F8		F8		BB FC BLK 1B			4	1	1	0	0	0	2									
Johnny Bench, R OBP: 0.330, SLG: 0.494	FC6-4 1B 1-2		L1-6 1B				K		FC BLK BB 1-2	4	1	1	0	0	1	3									
George Foster, R OBP: 0.308, SLG: 0.564	1B E 1-2					F7	P2			4	1	2	0	0	0	2									
Merv Rettenmund, R OBP: 0.327, SLG: 0.222	E9 1-H 2-H 1B		L1-6 2-3			1B E BB	BLK BB 1-2 2-3			2	1	1	1	2	0	2									
Ed Ambrister, R OBP: 0.250, SLG: 0.261 Cesar Geronimo, L OBP: 0.364, SLG: 0.414	6-3				F9				K	4	0	1	0	0	1	3									
Bill Plummer, R OBP: 0.167, SLG: 0.091		F9			L5					4	0	0	0	0	0	1									
Doug Flynn, R OBP: 0.311, SLG: 0.375					F9				F5-3	3	0	1	0	1	0	0									
Jack Billingham, R OBP: 0.143, SLG: 0.100 Fred Norman, S			SH1-4 1B							1	0	0	0	0	0	0									
Ken Griffey, L OBP: 0.445, SLG: 0.454 Clay Carroll, R										1	0	0	0	0	0	2									
Will McEnaney, L			1-2							1	0	0	0	0	0	1									
										0	0	0	0	0	0	0									
										0	0	0	0	0	0	0									
										0	0	0	0	0	0	0									
										1	0	0	0	0	0	1									
<b>Inning Stats</b>	R: 2 E: 1 K: 0 S: 6	H: 3 LOB: 1 BB: 0 P: 6	R: 0 E: 0 K: 0 S: 4	H: 2 LOB: 2 BB: 0 P: 4	R: 0 E: 0 K: 0 S: 4	H: 2 LOB: 1 BB: 0 P: 4	R: 0 E: 0 K: 0 S: 3	H: 0 LOB: 0 BB: 0 P: 3	R: 0 E: 0 K: 1 S: 5	H: 0 LOB: 1 BB: 1 P: 9	R: 1 E: 0 K: 0 S: 4	H: 1 LOB: 2 BB: 2 P: 12	R: 1 E: 0 K: 1 S: 7	H: 1 LOB: 2 BB: 1 P: 11	R: 0 E: 0 K: 1 S: 5	H: 0 LOB: 0 BB: 0 P: 5	1B: 9 2B: 1 3B: 0 HR: 0	SF: 0 SAC: 1 DP: 1 HBP: 0	WP: 0 PB: 0 CS: 0	PA: 36					
<b>PITCHER</b>	IP	WLS	BF	H	R	ER	SO	BB	IBB	HBP	BLK	WP	HR	S	P	ERA	WHIP								
Woodie Fryman, L ERA: 2.5	(1, 1)	8.0	L	36	9	4	2	3	4	0	0	0	0	38	54	2.25	1.625								

**Montreal Expos @ Cincinnati Reds**  
Riverfront Stadium, Cincinnati, OH  
Mon May 26 1975, 3:33 AM EDT  
Unknown

AB	31
R	4
H	9
RBI	1
BB	4
SO	3
LOB	15





Batter	1	2	3	4	5	6	7	8	9	AB	R	H	RBI	BB	SO	LOB	TOP					
<b>Pepe Mangual, R</b> (1, 8) OBP: 0.373, SLG: 0.399										4	1	1	0	1	1	1	<b>Montreal Expos @ Cincinnati Reds</b> Riverfront Stadium, Cincinnati, OH Mon May 26 1975, 3:38 AM EDT Att: 25,034 - Unknown					
<b>Tim Foli, R</b> (1, 6) OBP: 0.304, SLG: 0.284										5	2	3	0	0	1	3						
<b>Gary Carter, R</b> (1, 9) OBP: 0.328, SLG: 0.457										5	0	3	2	0	0	3						
<b>Bob Bailey, R</b> (1, 7) OBP: 0.304, SLG: 0.244										4	0	1	2	0	1	2						
<b>Barry Foote, R</b> (1, 2) OBP: 0.222, SLG: 0.236										4	0	2	0	0	0	3						
<b>Hal Bredesen, R</b> (1, 3) OBP: 0.292, SLG: 0.250										2	0	0	0	0	0	2						
<b>Mike Jorgensen, L</b> (6, PH) OBP: 0.326, SLG: 0.366										2	0	0	0	0	0	1						
<b>Larry Parrish, R</b> (1, 5) OBP: 0.288, SLG: 0.400										4	0	0	0	0	0	3						
<b>Pete Mackanin, R</b> (1, 4) OBP: 0.377, SLG: 0.476										2	1	1	0	1	0	0						
<b>Rich Coggins, L</b> (9, PH) OBP: 0.429, SLG: 0.643										1	0	0	0	0	0	0						
<b>Steve Renko, R</b> (1, 1)										1	0	0	0	0	0	0						
<b>Pat Scanlon, L</b> (6, PH) OBP: 0.400, SLG: 0.440										1	0	0	0	0	0	1						
<b>Donald DeMola, R</b> (6, 3)										0	0	0	0	0	0	0						
<b>Larry Bittner, L</b> (9, PH) OBP: 0.426, SLG: 0.500										1	0	1	0	0	0	0						
<b>Larry Lintz, S</b> (9, PR) OBP: 0.317, SLG: 0.200										0	0	0	0	0	0	0						
<b>Inning Stats</b>	R: 1 E: 1 K: 1 S: 7	H: 2 LOB: 1 BB: 0 P: 7	R: 0 E: 0 K: 0 S: 3	H: 0 LOB: 0 BB: 0 P: 3	R: 0 E: 0 K: 0 S: 3	H: 1 LOB: 0 BB: 0 P: 3	R: 0 E: 0 K: 1 S: 7	H: 2 LOB: 2 BB: 0 P: 7	R: 3 E: 1 K: 0 S: 6	H: 3 LOB: 2 BB: 1 P: 10	R: 0 E: 0 K: 0 S: 4	H: 1 LOB: 1 BB: 0 P: 4	R: 0 E: 0 K: 0 S: 3	H: 1 LOB: 1 BB: 0 P: 3	R: 0 E: 0 K: 0 S: 4	H: 1 LOB: 2 BB: 1 P: 10	R: 0 E: 0 K: 1 S: 6	H: 1 LOB: 2 BB: 1 P: 10	1B: 11 2B: 2 3B: 0 HR: 0	SF: 0 SAC: 1 DP: 2 HBP: 0	WP: 0 PB: 0 CS: 0	PA: 39
<b>PITCHER</b>	IP	WLS	BF	H	R	ER	SO	BB	IBB	HBP	BLK	WP	HR	S	P	ERA	WHIP					
<b>Don Gullett, L</b> (1, 1) ERA: 2.59	5.0	W	23	8	4	3	2	1	0	0	0	0	0	26	30	5.40	1.800					
<b>Pedro Borbon, R</b> (6, 1) ERA: 3.93	3.1		13	4	0	0	0	0	0	0	0	0	0	13	13	0.00	1.200					
<b>Rawly Eastwick, R</b> (9, 1) ERA: 1.5	0.2	S	3	0	0	0	1	1	0	0	0	0	0	4	8	0.00	1.500					

AB	36
R	4
H	12
RBI	4
BB	2
SO	3
LOB	19



Batter	1	2	3	4	5	6	7	8	9	AB	R	H	RBI	BB	SO	LOB	BOTTOM					
<b>Pete Rose, S</b> (1, 5) OBP: 0.393, SLG: 0.404										2	1	0	0	2	0	0	<b>Montreal Expos @ Cincinnati Reds</b> Riverfront Stadium, Cincinnati, OH Mon May 26 1975, 3:38 AM EDT Att: 25,034 - Unknown					
<b>Ken Griffey, L</b> (1, 9) OBP: 0.439, SLG: 0.440										3	1	0	0	1	2	1						
<b>Joe Morgan, L</b> (1, 4) OBP: 0.485, SLG: 0.464										1	1	0	1	3	1	1						
<b>Johnny Bench, R</b> (1, 2) OBP: 0.328, SLG: 0.505										4	1	1	4	0	0	3						
<b>Dan Driessen, L</b> (1, 3) OBP: 0.361, SLG: 0.294										4	0	0	0	0	2	0						
<b>Cesar Geronimo, L</b> (1, 8) OBP: 0.361, SLG: 0.417										4	0	1	0	0	0	0						
<b>George Foster, R</b> (1, 7) OBP: 0.306, SLG: 0.552										4	0	1	0	0	1	1						
<b>Darrel Chaney, S</b> (1, 6) OBP: 0.205, SLG: 0.118										3	1	2	0	1	1	0						
<b>Don Gullett, R</b> (1, 1) OBP: 0.267, SLG: 0.241										1	0	0	0	0	1	2						
<b>Ed Ambrister, R</b> (5, PH) OBP: 0.240, SLG: 0.250										1	0	0	0	0	1	1						
<b>Pedro Borbon, R</b> (6, 1) OBP: 0.143, SLG: 0.143										2	0	0	0	0	0	2						
<b>Rawly Eastwick, R</b> (9, 1)										0	0	0	0	0	0	0						
<b>Inning Stats</b>	R: 0 E: 0 K: 0 S: 3	H: 0 LOB: 1 BB: 1 P: 7	R: 0 E: 0 K: 1 S: 7	H: 2 LOB: 2 BB: 0 P: 7	R: 0 E: 0 K: 1 S: 5	H: 0 LOB: 1 BB: 1 P: 9	R: 0 E: 0 K: 0 S: 3	H: 0 LOB: 0 BB: 0 P: 3	R: 5 E: 0 K: 2 S: 9	H: 2 LOB: 0 BB: 3 P: 21	R: 0 E: 0 K: 2 S: 7	H: 0 LOB: 0 BB: 0 P: 7	R: 0 E: 0 K: 2 S: 7	H: 0 LOB: 1 BB: 1 P: 11	R: 0 E: 0 K: 1 S: 6	H: 1 LOB: 2 BB: 1 P: 10	R: 0 E: 0 K: 1 S: 6	H: 1 LOB: 2 BB: 1 P: 10	1B: 3 2B: 1 3B: 0 HR: 1	SF: 0 SAC: 0 DP: 0 HBP: 0	WP: 1 PB: 0 CS: 0	PA: 36
<b>PITCHER</b>	IP	WLS	BF	H	R	ER	SO	BB	IBB	HBP	BLK	WP	HR	S	P	ERA	WHIP					
<b>Steve Renko, R</b> (1, 1) ERA: 7.36	5.0	L	24	4	5	5	4	5	0	0	0	0	0	27	47	9.00	1.800					
<b>Donald DeMola, R</b> (6, 1) ERA: 3.79	3.0		12	1	0	0	5	1	1	0	0	0	0	20	28	0.00	0.667					





Batter	1	2	3	4	5	6	7	8	9	AB	R	H	RBI	BB	SO	LOB	TOP			
<b>Rich Coggins, L</b> (1, 7) OBP: 0.389, SLG: 0.611	4-3		K			2B		F7		4	0	1	0	0	1	0	<b>Montreal Expos @ Cincinnati Reds</b> Riverfront Stadium, Cincinnati, OH Wed May 28 1975, 7:05 PM EDT Att: 16,480 - Unknown			
<b>Tim Foli, R</b> (1, 6) OBP: 0.297, SLG: 0.276	F8		F9			5-3		F5-3		4	0	0	0	0	0	1				
<b>Pepe Mangual, R</b> (1, 8) OBP: 0.376, SLG: 0.404	2B			P4		BB		K		3	0	1	0	1	1	0				
<b>Mike Jorgensen, L</b> (1, 3) OBP: 0.318, SLG: 0.354	F2			F9		K		4-3		4	0	0	0	0	1	3				
<b>Gary Carter, R</b> (1, 9) OBP: 0.321, SLG: 0.445		F7		K				5-3		3	0	0	0	0	1	0				
<b>Barry Foote, R</b> (1, 2) OBP: 0.225, SLG: 0.232		BB			F8			F7		2	0	0	0	1	0	0				
<b>Larry Parrish, R</b> (1, 5) OBP: 0.281, SLG: 0.391		P4			F3			L5		3	0	0	0	0	0	1				
<b>Pete Mackanin, R</b> (1, 4) OBP: 0.361, SLG: 0.455		F7			F8			F7		3	0	0	0	0	0	1				
<b>Dennis Blair, R</b> (1, 1) OBP: 0.200, SLG: 0.143				6-3				4-3		1	0	0	0	0	0	0				
<b>Dan Warthen, S</b> (5, 1)						K				1	0	0	0	0	1	0				
<b>Larry Bittner, L</b> (8, PH) OBP: 0.419, SLG: 0.491										1	0	0	0	0	0	0				
<b>Chuck Taylor, R</b> (8, 1)										0	0	0	0	0	0	0				
<b>Inning Stats</b>	R: 0 E: 0 K: 0 S: 4	H: 1 LOB: 1 BB: 0 P: 4	R: 0 E: 0 K: 0 S: 3	H: 0 LOB: 1 BB: 1 P: 7	R: 0 E: 0 K: 1 S: 5	H: 0 LOB: 0 BB: 0 P: 5	R: 0 E: 0 K: 1 S: 5	H: 0 LOB: 0 BB: 0 P: 5	R: 0 E: 0 K: 2 S: 3	H: 1 LOB: 2 BB: 1 P: 3	R: 0 E: 0 K: 0 S: 3	H: 0 LOB: 0 BB: 0 P: 3	R: 0 E: 0 K: 1 S: 5	H: 0 LOB: 0 BB: 0 P: 5	R: 0 E: 0 K: 1 S: 5	H: 0 LOB: 0 BB: 0 P: 5	1B: 0 2B: 2 3B: 0 HR: 0	SF: 0 SAC: 0 DP: 0 HBP: 0	WP: 0 PB: 0 CS: 0	PA: 31
<b>PITCHER</b> <b>Gary Nolan, R</b> (1, 1) ERA: 2.48	IP: 9.0 WLS: W BF: 31 H: 2 R: 0 ER: 0 SO: 5 BB: 2 IBB: 0 HBP: 0 BLK: 0 WP: 0 HR: 0 S: 39 P: 47 ERA: 0.00 WHIP: 0.444																			

Batter	1	2	3	4	5	6	7	8	9	AB	R	H	RBI	BB	SO	LOB	BOTTOM			
<b>Pete Rose, S</b> (1, 5) OBP: 0.395, SLG: 0.403	BB		4-3					F9		3	1	1	0	1	0	0	<b>Montreal Expos @ Cincinnati Reds</b> Riverfront Stadium, Cincinnati, OH Wed May 28 1975, 7:05 PM EDT Att: 16,480 - Unknown			
<b>Doug Flynn, R</b> (8, 5) OBP: 0.326, SLG: 0.415					WP 1B			2B		1	0	1	1	0	0	0				
<b>Ken Griffey, L</b> (1, 9) OBP: 0.438, SLG: 0.433	F8				F7			F8		4	1	1	2	1	0	2				
<b>Joe Morgan, L</b> (1, 4) OBP: 0.490, SLG: 0.484	F9				HR			2B		2	2	1	1	2	0	1				
<b>Johnny Bench, R</b> (1, 2) OBP: 0.327, SLG: 0.505	F8				F5			2B		4	0	1	1	0	1	3				
<b>Dan Driessen, L</b> (1, 3) OBP: 0.354, SLG: 0.283		L5						SF7		2	0	0	1	1	0	0				
<b>Cesar Geronimo, L</b> (1, 8) OBP: 0.352, SLG: 0.405		5-3			4-3			1-3		4	0	0	0	0	1	2				
<b>Dave Concepcion, R</b> (1, 6) OBP: 0.337, SLG: 0.388		F9						1-3 2B		4	1	2	0	0	0	0				
<b>George Foster, R</b> (1, 7) OBP: 0.304, SLG: 0.537			5-3					1-3		3	0	0	0	1	1	1				
<b>Gary Nolan, R</b> (1, 1) OBP: 0.296, SLG: 0.174			K					F9		4	1	1	0	0	1	3				
<b>Inning Stats</b>	R: 0 E: 0 K: 0 S: 3	H: 0 LOB: 1 BB: 1 P: 7	R: 0 E: 0 K: 0 S: 3	H: 0 LOB: 0 BB: 0 P: 3	R: 0 E: 0 K: 1 S: 5	H: 0 LOB: 0 BB: 0 P: 5	R: 1 E: 0 K: 0 S: 4	H: 1 LOB: 1 BB: 1 P: 8	R: 2 E: 0 K: 2 S: 10	H: 3 LOB: 2 BB: 1 P: 14	R: 0 E: 0 K: 1 S: 6	H: 1 LOB: 2 BB: 1 P: 10	R: 2 E: 0 K: 0 S: 4	H: 1 LOB: 1 BB: 2 P: 12	R: 1 E: 0 K: 0 S: 5	H: 2 LOB: 1 BB: 0 P: 5	1B: 4 2B: 3 3B: 0 HR: 1	SF: 1 SAC: 0 DP: 0 HBP: 0	WP: 2 PB: 0 CS: 0	PA: 38
<b>PITCHER</b> <b>Dennis Blair, R</b> (1, 1) ERA: 3.46	IP: 4.2 WLS: L BF: 20 H: 4 R: 3 ER: 3 SO: 2 BB: 2 IBB: 0 HBP: 0 BLK: 0 WP: 1 HR: 1 S: 22 P: 30 ERA: 5.79 WHIP: 1.286																			
<b>Dan Warthen, L</b> (5, 1) ERA: 2.0	IP: 2.1 WLS: L BF: 13 H: 2 R: 2 ER: 2 SO: 2 BB: 3 IBB: 1 HBP: 0 BLK: 0 WP: 1 HR: 0 S: 13 P: 29 ERA: 7.71 WHIP: 2.143																			
<b>Chuck Taylor, R</b> (8, 1) ERA: 3.86	IP: 1.0 WLS: L BF: 5 H: 2 R: 1 ER: 1 SO: 0 BB: 0 IBB: 0 HBP: 0 BLK: 0 WP: 0 HR: 0 S: 5 P: 5 ERA: 9.00 WHIP: 2.000																			



Batter	1	2	3	4	5	6	7	8	9	AB	R	H	RBI	BB	SO	LOB	TOP								
Von Joshua, L OBP: 0.355, SLG: 0.404 Gary Lavelle, S OBP: 0.200, SLG: 0.200	0-0 4-3			0-0 6-3		0-0 F7			0-0 F8	4	0	0	0	0	0	1									
Derrel Thomas, S OBP: 0.315, SLG: 0.313	0-0 2-3			0-3 K			0-3 K		0-0 4-3	4	0	0	0	0	2	1									
Bobby Murcer, L OBP: 0.397, SLG: 0.480	0-0 3-1			0-0 P3			0-0 F9		0-0 E4	4	0	0	0	0	0	1									
Gary Matthews, R OBP: 0.368, SLG: 0.469					0-0 5-3				0-0 F8	4	0	1	0	0	1	0									
Willie Montanez, L OBP: 0.318, SLG: 0.429					0-0 4-3				0-0 F9	4	0	1	0	0	0	2									
Chris Speier, R OBP: 0.348, SLG: 0.341					0-0 1B				0-0 5-3	3	0	1	0	0	0	1									
Steve Ontiveros, S OBP: 0.371, SLG: 0.333					4-0 4-3				0-0 G3	2	0	0	0	1	0	1									
Dave Rader, L OBP: 0.337, SLG: 0.329 Jake Brown, R OBP: 0.394, SLG: 0.400 Marc Hill, R OBP: 0.310, SLG: 0.278					0-0 4-3				4-0 HR	2	0	0	0	1	0	1									
Jim Barr, R OBP: 0.120, SLG: 0.043 Glenn Adams, L OBP: 0.625, SLG: 1.429					0-0 F9				0-0 HR	2	0	0	0	0	0	0									
<b>Inning Stats</b>	R: 0 E: 0 K: 0 S: 3	H: 0 LOB: 0 BB: 0 P: 3	R: 0 E: 0 K: 1 S: 5	H: 1 LOB: 0 BB: 0 P: 5	R: 0 E: 0 K: 0 S: 2	H: 0 LOB: 0 BB: 1 P: 6	R: 0 E: 0 K: 1 S: 5	H: 0 LOB: 0 BB: 0 P: 5	R: 0 E: 0 K: 0 S: 4	H: 1 LOB: 1 BB: 0 P: 4	R: 0 E: 0 K: 0 S: 3	H: 0 LOB: 0 BB: 0 P: 3	R: 0 E: 0 K: 1 S: 5	H: 0 LOB: 0 BB: 0 P: 5	R: 0 E: 0 K: 0 S: 3	H: 0 LOB: 0 BB: 0 P: 3	R: 2 E: 1 K: 0 S: 6	H: 2 LOB: 2 BB: 1 P: 10	1B: 3 2B: 0 3B: 0 HR: 1	SF: 0 SAC: 0 DP: 1 HBP: 0	WP: 0 PB: 0 SB: 0 CS: 0	PA: 32			
<b>PITCHER</b>	IP	WLS	BF	H	R	ER	SO	BB	IBB	HBP	BLK	WP	HR	S	P	ERA	WHIP								
Steve Rogers, R ERA: 2.7	8.2		31	4	2	2	3	2	0	0	0	0	1	35	43	2.08	0.692								
Dan Warthen, L ERA: 1.93	0.1	W	1	0	0	0	0	0	0	0	0	0	0	1	1	0.00	0.000								

**San Francisco Giants @ Montreal Expos**  
 Jarry Park, Montreal, QB  
 Sat May 31 1975, 7:05 PM EDT  
 Att: 11,492 - Unknown - 75 F

AB	30
R	2
H	4
RBI	2
BB	2
SO	3
LOB	8



Batter	1	2	3	4	5	6	7	8	9	AB	R	H	RBI	BB	SO	LOB	BOTTOM								
Pepe Manguat, R OBP: 0.385, SLG: 0.409	4-0 1B		0-0 FC1-5		0-0 F8		0-0 5-3			3	1	2	0	1	0	1									
Tim Foli, R OBP: 0.298, SLG: 0.277	0-0 4-3		0-0 SH		0-0 F8			0-0 6-3		3	0	1	0	0	0	1									
Rich Coggins, L OBP: 0.318, SLG: 0.500	0-0 4-3		0-0 FC1-5		0-0 4-3			0-0 4-3		4	0	0	1	0	0	4									
Larry Bittner, L OBP: 0.394, SLG: 0.459	0-0 F7		0-0 L4		0-0 F7		0-0 F7		0-0 F8	4	0	0	0	0	0	3									
Mike Jorgensen, L OBP: 0.316, SLG: 0.374	0-0 F7			0-0 1-3		0-0 P6			0-0 HR	4	1	1	1	0	0	1									
Pat Scanlon, L OBP: 0.394, SLG: 0.429				0-0 F9		0-0 F8				3	0	1	0	0	0	0									
Gary Carter, R OBP: 0.321, SLG: 0.443				0-0 F7			0-0 SH1-4			3	0	1	0	0	0	1									
Pete Mackanin, R OBP: 0.360, SLG: 0.478					0-0 SF9		0-0 F8			3	1	1	0	0	0	2									
Steve Rogers, R OBP: 0.238, SLG: 0.167 Dan Warthen, S				0-0 4-3		0-0 SF9				1	0	0	1	0	0	1									
<b>Inning Stats</b>	R: 1 E: 0 K: 0 S: 4	H: 1 LOB: 1 BB: 1 P: 8	R: 0 E: 0 K: 0 S: 4	H: 1 LOB: 1 BB: 0 P: 4	R: 0 E: 1 K: 0 S: 4	H: 1 LOB: 1 BB: 0 P: 4	R: 0 E: 0 K: 0 S: 3	H: 0 LOB: 0 BB: 0 P: 3	R: 1 E: 0 K: 0 S: 5	H: 2 LOB: 1 BB: 0 P: 5	R: 0 E: 0 K: 0 S: 3	H: 0 LOB: 0 BB: 0 P: 3	R: 0 E: 0 K: 0 S: 4	H: 1 LOB: 1 BB: 0 P: 4	R: 0 E: 0 K: 0 S: 3	H: 0 LOB: 0 BB: 0 P: 3	R: 1 E: 0 K: 0 S: 1	H: 1 LOB: 0 BB: 0 P: 1	1B: 5 2B: 1 3B: 1 HR: 1	SF: 1 SAC: 2 DP: 1 HBP: 0	WP: 0 PB: 0 SB: 1 CS: 0	PA: 32			
<b>PITCHER</b>	IP	WLS	BF	H	R	ER	SO	BB	IBB	HBP	BLK	WP	HR	S	P	ERA	WHIP								
Jim Barr, R ERA: 2.42	8.0		31	6	2	2	0	1	0	0	0	0	0	30	34	2.25	0.875								
Gary Lavelle, L ERA: 1.07	0.0	L	1	1	1	1	0	0	0	0	0	0	1	1	1	∞	∞								

**San Francisco Giants @ Montreal Expos**  
 Jarry Park, Montreal, QB  
 Sat May 31 1975, 7:05 PM EDT  
 Att: 11,492 - Unknown - 75 F

AB	28
R	3
H	7
RBI	3
BB	1
SO	0
LOB	14





Batter	1	2	3	4	5	6	7	8	9	AB	R	H	RBI	BB	SO	LOB	TOP		
<b>Gary Thomasson, L</b> OBP: 0.241, SLG: 0.269 (1, 8)										6	2	2	0	0	0	1			
<b>Bruce Miller, R</b> OBP: 0.356, SLG: 0.370 (1, 4)										4	2	1	1	1	0	2			
<b>Bobby Murcer, L</b> OBP: 0.405, SLG: 0.523 (1, 9)										5	3	3	4	1	0	1			
<b>Jake Brown, R</b> OBP: 0.385, SLG: 0.500 (1, 7)										2	0	1	3	0	1	0			
<b>Glenn Adams, L</b> OBP: 0.697, SLG: 1.222 (3, 7)										2	2	1	0	1	0	0			
<b>Willie Montanez, L</b> OBP: 0.326, SLG: 0.448 (1, 3)										4	2	2	1	1	0	1			
<b>Chris Speier, R</b> OBP: 0.352, SLG: 0.335 (1, 6)										3	1	0	0	3	0	2			
<b>Steve Ontiveros, S</b> OBP: 0.373, SLG: 0.323 (1, 5)										3	0	0	1	2	0	5			
<b>Marc Hill, R</b> OBP: 0.315, SLG: 0.286 (1, 2)										5	1	2	2	0	0	2			
<b>Mike Caldwell, R</b> OBP: 0.158, SLG: 0.263 (1, 1)										3	0	1	0	0	1	0			
<b>Ed Goodson, L</b> OBP: 0.254, SLG: 0.302 (7, PH)										1	0	0	0	0	0	2			
<b>Randy Moffitt, R</b> OBP: 0.333, SLG: 0.333 (7, 1)										1	0	0	0	0	0	1			
<b>Inning Stats</b>	R: 3 E: 0 K: 0 S: 6	H: 3 LOB: 2 BB: 2 P: 14	R: 0 E: 0 K: 0 S: 4	H: 1 LOB: 1 BB: 0 P: 4	R: 0 E: 1 K: 1 S: 6	H: 0 LOB: 1 BB: 0 P: 6	R: 0 E: 1 K: 0 S: 4	H: 0 LOB: 1 BB: 0 P: 4	R: 0 E: 0 K: 1 S: 5	H: 0 LOB: 0 BB: 0 P: 5	R: 3 E: 0 K: 0 S: 4	H: 1 LOB: 2 BB: 4 P: 20	R: 3 E: 0 K: 0 S: 5	H: 2 LOB: 1 BB: 2 P: 13	R: 4 E: 0 K: 0 S: 8	H: 5 LOB: 1 BB: 0 P: 8	1B: 8 2B: 2 3B: 0 HR: 3	SF: 1 SAC: 1 DP: 1 HBP: 1	WP: 1 PA: 51 PB: 1 CS: 1 SB: 0
<b>PITCHER</b>	IP WLS BF H R ER SO BB IBB HBP BLK WP HR S P ERA WHIP																		
<b>Dave McNally, L</b> ERA: 5.17 (1, 1)	5.0	25	5	3	3	1	2	1	1	0	0	0	0	0	23	36	5.40	1.400	
<b>Donald DeMola, R</b> ERA: 3.8 (6, 1)	1.0	3	0	0	0	1	0	0	0	0	0	0	0	5	5	0.00	0.000		
<b>Dan Warthen, L</b> ERA: 4.5 (7, 1)	0.2	L	5	0	3	3	0	3	0	0	0	0	0	2	14	40.50	4.500		
<b>Chuck Taylor, R</b> ERA: 4.74 (7, 1)	1.1	10	3	3	3	0	3	0	0	0	0	2	7	19	20.25	4.500			
<b>John Montague, R</b> ERA: 5.6 (9, 1)	1.0	8	5	4	4	0	0	0	0	0	1	1	8	8	36.00	5.000			

Batter	1	2	3	4	5	6	7	8	9	AB	R	H	RBI	BB	SO	LOB	BOTTOM				
<b>Pepe Manguat, R</b> OBP: 0.374, SLG: 0.396 (1, 8)										5	0	0	0	0	1	4					
<b>Tim Foli, R</b> OBP: 0.295, SLG: 0.270 (1, 6)										4	0	0	0	1	0	6					
<b>Gary Carter, R</b> OBP: 0.317, SLG: 0.457 (1, 9)										5	1	1	1	0	0	4					
<b>Barry Foote, R</b> OBP: 0.228, SLG: 0.228 (1, 2)										2	0	0	0	0	0	0					
<b>Larry Blittner, L</b> OBP: 0.412, SLG: 0.476 (7, PH)										2	0	2	0	0	0	0					
<b>Bob Bailey, R</b> OBP: 0.294, SLG: 0.222 (1, 7)										4	0	0	0	1	0	3					
<b>Pete Mackanin, R</b> OBP: 0.363, SLG: 0.514 (1, 4)										5	2	2	1	0	0	2					
<b>Larry Parrish, R</b> OBP: 0.295, SLG: 0.423 (1, 5)										4	1	3	1	0	1	0					
<b>Mike Jorgensen, L</b> OBP: 0.327, SLG: 0.403 (1, 3)										3	1	2	1	1	0	2					
<b>Dave McNally, R</b> OBP: 0.423, SLG: 0.211 (1, 1)										1	0	1	0	0	0	0					
<b>Jose Morales, R</b> OBP: 0.275, SLG: 0.205 (5, PH)										0	0	0	0	0	0	0					
<b>Donald DeMola, R</b> ERA: 3.8 (6, 1)										0	0	0	0	0	0	0					
<b>Hal Breeden, R</b> OBP: 0.265, SLG: 0.238 (6, PH)										0	0	0	0	0	0	2					
<b>Dan Warthen, S</b> ERA: 4.5 (7, 1)										0	0	0	0	0	0	0					
<b>Chuck Taylor, R</b> ERA: 4.74 (7, 1)										0	0	0	0	0	0	0					
<b>Pat Scanlon, L</b> OBP: 0.362, SLG: 0.414 (5, PH)										1	0	0	0	0	0	0					
<b>John Montague, R</b> ERA: 5.6 (9, 1)										0	0	0	0	0	0	0					
<b>Inning Stats</b>	R: 0 E: 1 K: 0 S: 3	H: 0 LOB: 0 BB: 0 P: 3	R: 0 E: 0 K: 0 S: 2	H: 0 LOB: 0 BB: 0 P: 3	R: 1 E: 0 K: 0 S: 4	H: 2 LOB: 1 BB: 1 P: 8	R: 0 E: 0 K: 0 S: 3	H: 0 LOB: 0 BB: 0 P: 3	R: 1 E: 0 K: 0 S: 6	H: 3 LOB: 3 BB: 0 P: 7	R: 1 E: 0 K: 0 S: 6	H: 3 LOB: 2 BB: 0 P: 6	R: 0 E: 0 K: 0 S: 4	H: 1 LOB: 2 BB: 1 P: 8	R: 1 E: 0 K: 1 S: 6	H: 1 LOB: 0 BB: 0 P: 6	R: 1 E: 0 K: 1 S: 7	H: 2 LOB: 2 BB: 1 P: 11	1B: 8 2B: 0 3B: 0 HR: 4	SF: 0 SAC: 0 DP: 3 HBP: 1	WP: 0 PA: 42 PB: 0 SB: 0 CS: 0
<b>PITCHER</b>	IP WLS BF H R ER SO BB IBB HBP BLK WP HR S P ERA WHIP																				
<b>Mike Caldwell, L</b> ERA: 4.59 (1, 1)	6.0	W	27	8	3	3	0	1	0	0	2	25	30	4.50	1.500						
<b>Randy Moffitt, R</b> ERA: 4.82 (7, 1)	3.0	S	15	4	2	2	2	0	0	0	2	17	25	6.00	2.000						

San Francisco Giants @ Montreal Expos  
Jarry Park, Montreal, QB  
Sun Jun 01 1975, 3:33 AM EDT  
Att: 12,710 - Unknown

AB 39  
R 13  
H 13  
RBI 12  
BB 9  
SO 2  
LOB 17



San Francisco Giants @ Montreal Expos  
Jarry Park, Montreal, QB  
Sun Jun 01 1975, 3:33 AM EDT  
Att: 12,710 - Unknown

AB 38  
R 5  
H 12  
RBI 5  
BB 3  
SO 2  
LOB 23





Batter	1	2	3	4	5	6	7	8	9	AB	R	H	RBI	BB	SO	LOB	TOP			
<b>Davey Lopes, R</b> OBP: 0.409, SLG: 0.359 (1, 4)										5	1	1	0	0	2	3	<b>Los Angeles Dodgers @ Montreal Expos</b> Jarry Park, Montreal, QB Mon Jun 02 1975, 7:05 PM EDT Att: 11,427 - Unknown			
<b>Tom Paciorek, R</b> OBP: 0.270, SLG: 0.322 (1, 7)										5	0	1	1	0	0	2				
<b>Jimmy Wynn, R</b> OBP: 0.411, SLG: 0.512 (1, 8)										5	1	2	1	0	1	1				
<b>Steve Garvey, R</b> OBP: 0.356, SLG: 0.477 (1, 3)										4	0	2	0	0	0	1				
<b>Ron Cey, R</b> OBP: 0.354, SLG: 0.467 (1, 5)										3	0	0	0	1	1	2				
<b>Joe Ferguson, R</b> OBP: 0.339, SLG: 0.316 (1, 9)										3	0	1	0	1	0	3				
<b>Steve Yeager, R</b> OBP: 0.289, SLG: 0.321 (1, 2)										4	0	0	0	0	1	4				
<b>Ivan De Jesus, R</b> OBP: 0.345, SLG: 0.346 (6, PH)										2	0	1	0	0	0	0				
<b>Lee Lacy, R</b> OBP: 0.391, SLG: 0.475 (6, 4)										2	1	1	0	0	0	0				
<b>Doug Rau, L</b> OBP: 0.300, SLG: 0.222 (4, 1)										2	0	1	0	0	0	1				
<b>Charlie Hough, R</b> OBP: 0.182, SLG: 0.400 (6, PH)										0	0	0	0	0	0	0				
<b>Ken McMullen, R</b> OBP: 0.321, SLG: 0.240 (9, PH)										1	0	0	0	0	0	2				
<b>Manny Mota, R</b> OBP: 0.321, SLG: 0.240 (9, PH)										1	0	0	0	0	0	1				
<b>Inning Stats</b>	R: 2 E: 0 K: 0 S: 6	H: 3 LOB: 2 BB: 1 P: 10	R: 0 E: 0 K: 1 S: 6	H: 1 LOB: 1 BB: 0 P: 6	R: 0 E: 0 K: 1 S: 6	H: 1 LOB: 1 BB: 0 P: 6	R: 0 E: 0 K: 0 S: 4	H: 1 LOB: 1 BB: 0 P: 4	R: 0 E: 1 K: 1 S: 5	H: 2 LOB: 1 BB: 0 P: 4	R: 0 E: 0 K: 1 S: 5	H: 0 LOB: 0 BB: 0 P: 5	R: 0 E: 0 K: 1 S: 5	H: 0 LOB: 1 BB: 1 P: 9	R: 1 E: 1 K: 0 S: 5	H: 1 LOB: 1 BB: 0 P: 5	1B: 8 2B: 2 3B: 1 HR: 0	SF: 0 SAC: 0 DP: 1 HBP: 0	WP: 1 PB: 0 SB: 0 CS: 0	PA: 39
<b>PITCHER</b>	IP WLS BF H R ER SO BB IBB HBP BLK WP HR S P ERA WHIP																			
<b>Woodie Fryman, L</b> ERA: 2.43 (1, 1)	9.0 W 39 10 3 2 5 1 1 0 0 1 0 47 55 2.00 1.222																			

AB	37
R	3
H	10
RBI	2
BB	2
SO	5
LOB	20



Batter	1	2	3	4	5	6	7	8	9	AB	R	H	RBI	BB	SO	LOB	BOTTOM			
<b>Pepe Manguat, R</b> OBP: 0.374, SLG: 0.392 (1, 8)										4	0	1	0	0	0	3	<b>Los Angeles Dodgers @ Montreal Expos</b> Jarry Park, Montreal, QB Mon Jun 02 1975, 7:05 PM EDT Att: 11,427 - Unknown			
<b>Tim Foli, R</b> OBP: 0.294, SLG: 0.265 (1, 6)										3	1	0	1	1	0	0				
<b>Gary Carter, R</b> OBP: 0.322, SLG: 0.454 (1, 9)										3	2	1	0	1	0	2				
<b>Bob Bailey, R</b> OBP: 0.309, SLG: 0.229 (1, 7)										3	0	1	0	1	0	3				
<b>Tony Scott, S</b> OBP: 0.247, SLG: 0.221 (9, 7)										0	0	0	0	0	0	0				
<b>Pete Mackanin, R</b> OBP: 0.370, SLG: 0.514 (1, PR)										0	0	0	0	1	0	0				
<b>Larry Lintz, S</b> OBP: 0.318, SLG: 0.205 (2, 4)										3	0	1	1	0	1	4				
<b>Larry Parrish, R</b> OBP: 0.301, SLG: 0.421 (1, 5)										3	0	1	1	0	2	2				
<b>Barry Foote, R</b> OBP: 0.228, SLG: 0.237 (1, 2)										4	0	1	0	0	0	2				
<b>Mike Jorgensen, L</b> OBP: 0.338, SLG: 0.416 (1, 3)										3	1	2	0	1	0	0				
<b>Woodie Fryman, R</b> OBP: 0.227, SLG: 0.286 (1, 1)										3	1	1	1	0	0	2				
<b>Inning Stats</b>	R: 2 E: 0 K: 0 S: 4	H: 1 LOB: 2 BB: 2 P: 13	R: 0 E: 0 K: 0 S: 3	H: 1 LOB: 0 BB: 0 P: 3	R: 1 E: 0 K: 1 S: 7	H: 3 LOB: 1 BB: 0 P: 7	R: 2 E: 0 K: 1 S: 8	H: 3 LOB: 3 BB: 2 P: 16	R: 0 E: 0 K: 0 S: 3	H: 1 LOB: 2 BB: 1 P: 8	R: 0 E: 1 K: 0 S: 4	H: 0 LOB: 1 BB: 0 P: 4	R: 0 E: 0 K: 1 S: 5	H: 0 LOB: 0 BB: 0 P: 5	R: 0 E: 0 K: 0 S: 3	H: 0 LOB: 0 BB: 0 P: 3	1B: 6 2B: 4 3B: 0 HR: 0	SF: 0 SAC: 2 DP: 1 HBP: 2	WP: 1 PB: 0 SB: 0 CS: 1	PA: 38
<b>PITCHER</b>	IP WLS BF H R ER SO BB IBB HBP BLK WP HR S P ERA WHIP																			
<b>Doug Rau, L</b> ERA: 3.81 (1, 1)	3.2 L 21 8 5 0 1 1 1 1 0 0 1 19 32 12.27 3.000																			
<b>Charlie Hough, R</b> ERA: 4.92 (4, 1)	1.1 7 1 0 0 1 2 0 1 0 1 0 6 15 0.00 2.250																			
<b>Al Downing, L</b> ERA: 2.01 (6, 1)	3.0 10 0 0 0 1 0 0 0 0 0 0 0 12 12 0.00 0.000																			





Batter	1	2	3	4	5	6	7	8	9	AB	R	H	RBI	BB	SO	LOB	TOP						
Davey Lopes, R OBP: 0.413, SLG: 0.368 (1, 4)	F3					FC5-4				4	0	2	3	1	0	3	<b>Los Angeles Dodgers @ Montreal Expos</b> Jarry Park, Montreal, QB Tue Jun 03 1975, 7:05 PM EDT Att: 10,498 - Unknown						
Bill Buckner, L OBP: 0.253, SLG: 0.355 Steve Yeager, R OBP: 0.287, SLG: 0.318 (1, 7) (7, 2)	K		F9		4-3		5-3	F9		4	0	0	0	0	1	2							
Jimmy Wynn, R OBP: 0.411, SLG: 0.524 (1, 8)	HR			F8	F7		F7		4	1	1	1	1	0	1								
Steve Garvey, R OBP: 0.361, SLG: 0.491 (1, 3)	6-3			1B		F8		HR	4	1	2	1	1	0	0								
Willie Crawford, L OBP: 0.333, SLG: 0.352 (1, 9) (7, 7)		4-3				F3	F7		4	0	1	0	0	0	0								
Ron Cey, R OBP: 0.355, SLG: 0.462 (1, 5)	6-3			K		E8			4	2	1	0	1	1	2								
Joe Ferguson, R OBP: 0.335, SLG: 0.307 (1, 2) (7, 9)	K2-3			F9		BB	1B		4	0	0	0	1	2	6								
Ivan De Jesus, R OBP: 0.355, SLG: 0.333 Charlie Manuel, L OBP: 0.182, SLG: 0.182 Rick Auerbach, R OBP: 0.281, SLG: 0.235 (6, PH) (6, PR) (6, 6)			P4		4-3	BB	1B		1	1	0	0	1	0	0								
Don Sutton, R OBP: 0.190, SLG: 0.128 Jim Brewer, L (9, 1)	F3			4-3			FC5-4	SH3-4	2	0	0	0	1	0	1								
										0	0	0	0	0	0								
<b>Inning Stats</b>	R: 1 E: 0 K: 1 S: 6	H: 1 LOB: 0 BB: 0 P: 6	R: 0 E: 0 K: 1 S: 5	H: 0 LOB: 0 BB: 0 P: 5	R: 0 E: 0 K: 0 S: 3	H: 0 LOB: 1 BB: 1 P: 7	R: 0 E: 0 K: 1 S: 6	H: 1 LOB: 2 BB: 1 P: 10	R: 1 E: 0 K: 0 S: 4	H: 1 LOB: 3 BB: 2 P: 13	R: 1 E: 0 K: 0 S: 4	H: 1 LOB: 0 BB: 0 P: 4	R: 2 E: 0 K: 0 S: 5	H: 2 LOB: 1 BB: 2 P: 9	R: 0 E: 0 K: 1 S: 6	H: 1 LOB: 3 BB: 2 P: 14	1B: 5 2B: 1 3B: 0 HR: 2	SF: 0 SAC: 2 DP: 0 HBP: 0	WP: 1 PB: 0 SB: 0 CS: 0	PA: 44			
<b>PITCHER</b>	IP WLS BF H R ER SO BB IBB HBP BLK WP HR S P ERA WHIP	7.1 L 35 6 6 5 3 6 0 0 0 0 1 2 35 59 6.14 1.636	8.1 1.2 9 2 0 0 1 1 1 0 0 0 0 9 17 0.00 1.800																				

AB	34
R	6
H	8
RBI	6
BB	8
SO	4
LOB	19



Batter	1	2	3	4	5	6	7	8	9	AB	R	H	RBI	BB	SO	LOB	BOTTOM					
Larry Lintz, S OBP: 0.330, SLG: 0.224 Bob Bailey, R OBP: 0.304, SLG: 0.224 (1, 4) (9, PH)	S	F8			SH1-4				P4	3	0	2	0	0	0	1	<b>Los Angeles Dodgers @ Montreal Expos</b> Jarry Park, Montreal, QB Tue Jun 03 1975, 7:05 PM EDT Att: 10,498 - Unknown					
Rich Coggins, L OBP: 0.360, SLG: 0.560 Hal Breeden, R OBP: 0.269, SLG: 0.227 (1, 7) (9, PH)	P5				1B		SH2-3		L5	3	0	2	0	0	0	1						
Pepe Mangual, R OBP: 0.370, SLG: 0.389 (1, 8)	K			F7		SF8		F9	4	0	1	1	0	1	3							
Larry Bittner, L OBP: 0.403, SLG: 0.463 Barry Foote, R OBP: 0.234, SLG: 0.244 Tony Scott, S OBP: 0.247, SLG: 0.221 (1, 9) (9, PH) (9, PR)	P5			4-3				K	4	0	1	0	0	1	3							
Mike Jorgensen, L OBP: 0.333, SLG: 0.404 (1, 3)				3-1		K			4	1	0	0	1	2	5							
Pat Scanlon, L OBP: 0.398, SLG: 0.485 (1, 5)	L4				F8		P6		4	1	1	1	0	0	1							
Gary Carter, R OBP: 0.327, SLG: 0.451 (1, 2)					L5			4-3	3	1	1	0	1	0	0							
Tim Foli, R OBP: 0.287, SLG: 0.259 (1, 6)	P2			P3			5-3		4	0	0	0	0	0	3							
Steve Renko, R OBP: 0.375, SLG: 0.286 Chuck Taylor, R OBP: 0.500, SLG: 0.765 (1, 1) (8, 1) (9, PH)					1B	SH1-4	K		3	1	2	2	0	1	1							
										0	0	0	0	0	0							
<b>Inning Stats</b>	R: 0 E: 0 K: 1 S: 6	H: 1 LOB: 1 BB: 2 P: 12	R: 0 E: 0 K: 0 S: 4	H: 1 LOB: 1 BB: 0 P: 4	R: 0 E: 0 K: 0 S: 3	H: 0 LOB: 0 BB: 0 P: 3	R: 1 E: 0 K: 1 S: 8	H: 3 LOB: 2 BB: 0 P: 8	R: 0 E: 0 K: 1 S: 6	H: 1 LOB: 1 BB: 0 P: 6	R: 0 E: 0 K: 1 S: 6	H: 1 LOB: 1 BB: 0 P: 6	R: 1 E: 0 K: 0 S: 4	H: 2 LOB: 2 BB: 0 P: 4	R: 1 E: 0 K: 1 S: 7	H: 2 LOB: 2 BB: 1 P: 11	1B: 9 2B: 1 3B: 0 HR: 1	SF: 1 SAC: 2 DP: 0 HBP: 0	WP: 1 PB: 0 SB: 1 CS: 0	PA: 41		
<b>PITCHER</b>	IP WLS BF H R ER SO BB IBB HBP BLK WP HR S P ERA WHIP	8.0 W 35 9 4 4 4 2 0 0 0 0 1 1 41 49 4.50 1.375	9.1 1.0 S 6 2 1 1 1 1 0 0 0 0 0 0 7 11 9.00 3.000																			





Batter	1	2	3	4	5	6	7	8	9	AB	R	H	RBI	BB	SO	LOB	TOP										
<b>Davey Lopes, R</b> OBP: 0.409, SLG: 0.360 (1,4)	P3			6-3	CS WP BB		4-3		F9	4	0	0	0	1	0	0	<b>Los Angeles Dodgers @ Montreal Expos</b> Jarry Park, Montreal, QB Wed Jun 04 1975, 7:05 PM EDT Att: 13,958 - Unknown										
<b>Bill Buckner, L</b> OBP: 0.253, SLG: 0.346 (1,7)	K			BB BB	SF7		P4			2	0	0	1	1	1	0											
<b>Jimmy Wynn, R</b> OBP: 0.412, SLG: 0.518 (1,8)	5-3			BB BB	CS		FC1-6 BB		P6	2	0	0	0	2	0	0											
<b>Steve Garvey, R</b> OBP: 0.355, SLG: 0.483 (1,3)		K		F7		FC1-6 BB HBP		P6	4	0	0	0	0	1	1	3											
<b>Willie Crawford, L</b> OBP: 0.337, SLG: 0.351 (1,9)	F8			F9		HBP BB		1B 1B	3	0	1	0	1	0	2												
<b>Ron Cey, R</b> OBP: 0.358, SLG: 0.460 (1,5)	F9				BB WP HBP		K		1B 1B	3	1	1	0	0	1	2											
<b>Steve Yeager, R</b> OBP: 0.286, SLG: 0.310 (1,2)			6-3		K		1-2 2-3 HBP		5-3	3	0	0	0	0	1	3											
<b>Rick Auerbach, R</b> OBP: 0.277, SLG: 0.231 (6, PH)			4-3		E4 WP BB		K		L4	2	1	0	0	0	0	1											
<b>Charlie Manuel, L</b> OBP: 0.167, SLG: 0.167 (6, PH)			4-3		WP BB				L4	1	0	0	0	0	1	3											
<b>Ivan De Jesus, R</b> OBP: 0.344, SLG: 0.321 (6,6)			G3		WP WP SF7 BB		1-4-3		K	1	0	0	0	0	0	0											
<b>Andy Messersmith, R</b> OBP: 0.326, SLG: 0.395 (1,1)			G3		WP WP SF7 BB		1-4-3		K	3	1	0	0	1	1	0											
<b>Inning Stats</b>	R: 0 E: 0 K: 1 S: 5	H: 0 LOB: 0 BB: 0 P: 5	R: 0 E: 0 K: 1 S: 5	H: 0 LOB: 0 BB: 0 P: 5	R: 0 E: 0 K: 0 S: 3	H: 0 LOB: 0 BB: 0 P: 3	R: 0 E: 0 K: 0 S: 3	H: 0 LOB: 2 BB: 2 P: 11	R: 3 E: 1 K: 1 S: 5	H: 0 LOB: 3 BB: 2 P: 14	R: 0 E: 0 K: 0 S: 3	H: 0 LOB: 0 BB: 0 P: 3	R: 0 E: 0 K: 0 S: 5	H: 2 LOB: 2 BB: 0 P: 5	R: 0 E: 0 K: 1 S: 5	H: 0 LOB: 0 BB: 0 P: 5	1B: 2 2B: 0 3B: 0 HR: 0	SF: 1 SAC: 0 DP: 0 HBP: 2	WP: 2 PB: 0 SB: 0 CS: 1	PA: 38							
<b>PITCHER</b>	IP	WLS	BF	H	R	ER	SO	BB	IBB	HBP	BLK	WP	HR	S	P	ERA	WHIP										
<b>Dennis Blair, R</b> ERA: 3.32 (1,1)	5.0	L	20	0	3	1	3	4	0	1	0	2	0	21	38	1.80	0.800										
<b>Don Carrithers, R</b> ERA: (6,1)	2.0		9	0	0	0	2	2	0	1	0	0	0	10	19	0.00	1.000										
<b>Donald DeMola, R</b> ERA: 3.27 (8,1)	2.0		8	2	0	0	1	0	0	0	0	0	0	10	10	0.00	1.000										

Batter	1	2	3	4	5	6	7	8	9	AB	R	H	RBI	BB	SO	LOB	BOTTOM										
<b>Larry Lintz, S</b> OBP: 0.330, SLG: 0.228 (1,4)	WP 1B		SH3		F9		1-3			3	0	1	0	0	0	2	<b>Los Angeles Dodgers @ Montreal Expos</b> Jarry Park, Montreal, QB Wed Jun 04 1975, 7:05 PM EDT Att: 13,958 - Unknown										
<b>Rich Coggins, L</b> OBP: 0.310, SLG: 0.483 (1,7)	P4		K		G3			K	4	0	0	0	0	2	4												
<b>Pepe Mangual, R</b> OBP: 0.367, SLG: 0.382 (1,8)	F9		P4			1B BB		F8	3	0	0	0	1	0	2												
<b>Larry Bittner, L</b> OBP: 0.408, SLG: 0.465 (1,9)	4-3			4-3		1B		1B	4	0	2	0	0	0	1												
<b>Mike Jorgensen, L</b> OBP: 0.325, SLG: 0.393 (1,3)		K		F8		F8		4-3	4	0	0	0	0	1	3												
<b>Pat Scanlon, L</b> OBP: 0.357, SLG: 0.459 (1,5)	P6		K			F8		1B	4	0	1	0	0	1	2												
<b>Gary Carter, R</b> OBP: 0.331, SLG: 0.453 (1,2)	E 1B 1B				1B	K			4	0	2	0	0	1	3												
<b>Pepe Frias, R</b> OBP: 0.333, SLG: 0.200 (1,6)							F9		F8	2	0	1	0	1	0	0											
<b>Barry Foote, R</b> OBP: 0.233, SLG: 0.242 (9, PH)	1B				1-2 BB				F8	1	0	0	0	0	0	1											
<b>Dennis Blair, R</b> OBP: 0.256, SLG: 0.200 (5, PH)							4-3			1	0	1	0	0	0	0											
<b>Bob Bailey, R</b> OBP: 0.266, SLG: 0.220 (5, PH)										1	0	0	0	0	0	1											
<b>Don Carrithers, R</b> (5,1)										0	0	0	0	0	0	0											
<b>Hal Breeden, R</b> OBP: 0.245, SLG: 0.217 (7, PH)										1	0	0	0	0	0	0											
<b>Donald DeMola, R</b> (8,1)										0	0	0	0	0	0	0											
<b>Jose Morales, R</b> OBP: 0.476, SLG: 0.722 (9, PH)			SH3						K	1	0	0	0	0	0	1											
<b>Inning Stats</b>	R: 0 E: 0 K: 0 S: 4	H: 1 LOB: 1 BB: 0 P: 4	R: 0 E: 1 K: 1 S: 6	H: 2 LOB: 2 BB: 0 P: 6	R: 0 E: 0 K: 1 S: 6	H: 1 LOB: 1 BB: 0 P: 6	R: 0 E: 0 K: 1 S: 5	H: 0 LOB: 0 BB: 0 P: 5	R: 0 E: 0 K: 1 S: 6	H: 1 LOB: 2 BB: 1 P: 10	R: 0 E: 0 K: 1 S: 6	H: 1 LOB: 2 BB: 1 P: 10	R: 0 E: 0 K: 0 S: 3	H: 0 LOB: 0 BB: 0 P: 3	R: 0 E: 0 K: 1 S: 6	H: 1 LOB: 1 BB: 0 P: 6	R: 0 E: 0 K: 1 S: 6	H: 1 LOB: 1 BB: 0 P: 6	1B: 8 2B: 0 3B: 0 HR: 0	SF: 0 SAC: 1 DP: 0 HBP: 0	WP: 1 PB: 0 SB: 0 CS: 0	PA: 36					
<b>PITCHER</b>	IP	WLS	BF	H	R	ER	SO	BB	IBB	HBP	BLK	WP	HR	S	P	ERA	WHIP										
<b>Andy Messersmith, R</b> ERA: 2.04 (1,1)	9.0	W	36	8	0	0	7	2	0	0	0	1	0	48	56	0.00	1.111										





Batter	1	2	3	4	5	6	7	8	9	AB	R	H	RBI	BB	SO	LOB	TOP																												
Enzo Hernandez, R OBP: 0.326, SLG: 0.282										5	1	1	0	0	0	0																													
Tito Fuentes, S OBP: 0.304, SLG: 0.316										3	1	2	0	2	0	0																													
Bobby Tolan, L OBP: 0.293, SLG: 0.294										5	0	0	0	0	1	5																													
Dave Winfield, R OBP: 0.369, SLG: 0.482										4	2	3	2	1	0	1																													
Mike Ivie, R OBP: 0.306, SLG: 0.390										4	0	0	0	0	2	6																													
Jerry Moses, R OBP: 0.250, SLG: 0.375										4	0	1	1	0	0	4																													
Dick Sharon, R OBP: 0.229, SLG: 0.226										4	1	1	2	0	1	2																													
Ted Kubiak, S OBP: 0.305, SLG: 0.244										4	0	1	0	0	0	1																													
Joe McIntosh, S OBP: 0.148, SLG: 0.087										4	0	0	0	0	2	2																													
<b>Inning Stats</b>	R: 3 E: 1 K: 1 S: 8	H: 2 LOB: 1 BB: 1 P: 12	R: 0 E: 0 K: 1 S: 5	H: 0 LOB: 0 BB: 0 P: 5	R: 0 E: 0 K: 1 S: 6	H: 1 LOB: 2 BB: 1 P: 10	R: 0 E: 0 K: 0 S: 3	H: 0 LOB: 0 BB: 0 P: 3	R: 0 E: 0 K: 0 S: 3	H: 0 LOB: 0 BB: 0 P: 3	R: 2 E: 0 K: 1 S: 8	H: 3 LOB: 1 BB: 0 P: 8	R: 0 E: 0 K: 1 S: 7	H: 2 LOB: 2 BB: 0 P: 7	R: 0 E: 0 K: 1 S: 6	H: 1 LOB: 1 BB: 0 P: 6	R: 0 E: 0 K: 0 S: 3	H: 0 LOB: 1 BB: 1 P: 7	1B: 6 2B: 2 3B: 0 HR: 1	SF: 0 SAC: 0 DP: 0 HBP: 0	WP: 1 PB: 0 SB: 3 CS: 0	PA: 40																							
<b>PITCHER</b>	IP	WLS	BF	H	R	ER	SO	BB	IBB	HBP	BLK	WP	HR	S	P	ERA	WHIP	<b>PITCHER</b>								IP	WLS	BF	H	R	ER	SO	BB	IBB	HBP	BLK	WP	HR	S	P	ERA	WHIP			
Dave McNally, L ERA: 5.24	(1, 1)	6.0	L	27	6	5	4	4	1	1	0	1	0	1	33	41	6.00	1.167																											
Don Carrithers, R ERA:	(7, 1)	2.0		9	3	0	0	2	0	0	0	0	1	0	13	13	0.00	1.500																											
Donald DeMola, R ERA: 3.13	(9, 1)	1.0		4	0	0	0	0	1	0	0	0	0	0	3	7	0.00	1.000																											

San Diego Padres @ Montreal Expos  
Jarry Park, Montreal, QB  
Sun Jun 08 1975, 3:33 AM EDT  
Unknown - 57 F

AB 37  
R 5  
H 9  
RBI 5  
BB 3  
SO 6  
LOB 21



Batter	1	2	3	4	5	6	7	8	9	AB	R	H	RBI	BB	SO	LOB	BOTTOM																													
Larry Lintz, S OBP: 0.344, SLG: 0.241										4	2	2	0	1	0	1																														
Tim Foli, R OBP: 0.280, SLG: 0.251										5	0	0	0	0	1	3																														
Pepe Mangual, R OBP: 0.359, SLG: 0.373										4	0	0	0	0	0	2																														
Mike Jorgensen, L OBP: 0.341, SLG: 0.397										1	0	1	0	2	0	0																														
Larry Bittner, L OBP: 0.425, SLG: 0.480										4	0	3	2	0	0	1																														
Gary Carter, R OBP: 0.325, SLG: 0.447										4	0	1	0	0	0	6																														
Larry Parrish, R OBP: 0.299, SLG: 0.417										4	0	1	0	0	0	3																														
Barry Foote, R OBP: 0.233, SLG: 0.250										4	0	1	0	0	1	3																														
Dave McNally, R OBP: 0.393, SLG: 0.190										2	0	0	0	0	0	1																														
Pat Scanlon, L OBP: 0.349, SLG: 0.447	(6, PH)									1	0	0	0	0	0	1																														
Don Carrithers, R ERA:	(7, 1)									0	0	0	0	0	0	0																														
Donald DeMola, R ERA:	(9, 1)									0	0	0	0	0	0	0																														
Rich Coggins, L OBP: 0.300, SLG: 0.467	(9, PH)									1	0	0	0	0	0	0																														
<b>Inning Stats</b>	R: 1 E: 0 K: 1 S: 6	H: 1 LOB: 2 BB: 2 P: 14	R: 0 E: 0 K: 0 S: 3	H: 0 LOB: 0 BB: 0 P: 3	R: 1 E: 0 K: 0 S: 5	H: 2 LOB: 2 BB: 1 P: 9	R: 0 E: 0 K: 0 S: 4	H: 2 LOB: 1 BB: 0 P: 4	R: 0 E: 0 K: 0 S: 3	H: 0 LOB: 1 BB: 0 P: 4	R: 0 E: 0 K: 1 S: 6	H: 1 LOB: 1 BB: 0 P: 6	R: 0 E: 0 K: 0 S: 3	H: 1 LOB: 0 BB: 0 P: 3	R: 0 E: 0 K: 0 S: 5	H: 2 LOB: 2 BB: 0 P: 5	R: 0 E: 0 K: 0 S: 3	H: 0 LOB: 0 BB: 0 P: 3	1B: 8 2B: 1 3B: 0 HR: 0	SF: 0 SAC: 0 DP: 1 HBP: 1	WP: 1 PB: 0 SB: 1 CS: 0	PA: 38																								
<b>PITCHER</b>	IP	WLS	BF	H	R	ER	SO	BB	IBB	HBP	BLK	WP	HR	S	P	ERA	WHIP	<b>PITCHER</b>								IP	WLS	BF	H	R	ER	SO	BB	IBB	HBP	BLK	WP	HR	S	P	ERA	WHIP				
Joe McIntosh, R ERA: 2.18	(1, 1)	9.0	W	38	9	2	2	2	3	0	1	0	1	0	38	51	2.00	1.333																												

San Diego Padres @ Montreal Expos  
Jarry Park, Montreal, QB  
Sun Jun 08 1975, 3:33 AM EDT  
Unknown - 57 F

AB 34  
R 2  
H 9  
RBI 2  
BB 3  
SO 2  
LOB 21





Batter	1	2	3	4	5	6	7	8	9	AB	R	H	RBI	BB	SO	LOB	TOP			
Johnny Grubb, L (1, 8) OBP: 0.404, SLG: 0.445										4	1	2	0	1	0	1	<b>San Diego Padres @ Montreal Expos</b> Jarry Park, Montreal, QB Sun Jun 08 1975, 3:38 AM EDT Att: 11,862 - Unknown			
Enzo Hernandez, R (1, 6) OBP: 0.326, SLG: 0.283										3	0	1	0	0	0	2				
Bobby Tolan, L (1, 7) OBP: 0.293, SLG: 0.293										4	0	1	0	0	0	2				
Dave Winfield, R (1, 9) OBP: 0.371, SLG: 0.482										4	0	2	1	0	0	1				
Willie McCovey, L (1, 3) OBP: 0.315, SLG: 0.405										4	0	1	0	0	0	3				
Tito Fuentes, S (1, 4) OBP: 0.303, SLG: 0.315										4	0	1	0	0	2	4				
Randy Hundley, R (1, 2) OBP: 0.242, SLG: 0.239										4	0	0	0	0	1	2				
Ted Kubiak, S (1, 5) OBP: 0.303, SLG: 0.244										4	0	1	0	0	0	1				
Dave Freisleben, R (1, 1) OBP: 0.048, SLG: 0.048										2	0	0	0	0	2	0				
Fred Kendall, R (7, PH) OBP: 0.265, SLG: 0.268										1	0	0	0	0	0	0				
Dave Tomlin, L (7, 1)										0	0	0	0	0	0	0				
Bill Greif, R (8, 1)										0	0	0	0	0	0	0				
Mike Ivie, R (9, PH) OBP: 0.304, SLG: 0.388										1	0	0	0	0	0	1				
<b>Inning Stats</b>	R: 1 E: 0 K: 1 S: 8	H: 3 LOB: 2 BB: 0 P: 8	R: 0 E: 0 K: 2 S: 7	H: 0 LOB: 0 BB: 0 P: 7	R: 0 E: 0 K: 0 S: 3	H: 0 LOB: 1 BB: 1 P: 7	R: 0 E: 0 K: 0 S: 4	H: 1 LOB: 1 BB: 0 P: 4	R: 0 E: 0 K: 1 S: 6	H: 1 LOB: 1 BB: 0 P: 6	R: 0 E: 0 K: 0 S: 4	H: 1 LOB: 1 BB: 0 P: 4	R: 0 E: 0 K: 0 S: 4	H: 1 LOB: 1 BB: 0 P: 4	R: 0 E: 0 K: 0 S: 4	H: 1 LOB: 1 BB: 0 P: 4	1B: 7 2B: 2 3B: 0 HR: 0	SF: 0 SAC: 1 DP: 0 HBP: 0	WP: 1 PB: 0 SB: 0 CS: 0	PA: 37
<b>PITCHER</b> Steve Rogers, R (1, 1) ERA: 2.49	IP: 9.0 WLS: W BF: 37	H: 9 R: 1 ER: 1 SO: 5	BB: 1 IBB: 0 HBP: 0 BLK: 0	WP: 1 HR: 0 S: 46 P: 50	ERA: 1.00 WHIP: 1.111	<b>PITCHER</b>										IP: 9.0 WLS: W BF: 37	H: 9 R: 1 ER: 1 SO: 5	BB: 1 IBB: 0 HBP: 0 BLK: 0	WP: 1 HR: 0 S: 46 P: 50	ERA: 1.00 WHIP: 1.111

AB 35  
R 1  
H 9  
RBI 1  
BB 1  
SO 5  
LOB 17



Batter	1	2	3	4	5	6	7	8	9	AB	R	H	RBI	BB	SO	LOB	BOTTOM			
Pepe Manguat, R (1, 8) OBP: 0.350, SLG: 0.362										5	0	0	0	0	0	6	<b>San Diego Padres @ Montreal Expos</b> Jarry Park, Montreal, QB Sun Jun 08 1975, 3:38 AM EDT Att: 11,862 - Unknown			
Larry Lintz, S (1, 4) OBP: 0.350, SLG: 0.253										4	2	2	0	0	1	2				
Rich Coggins, L (1, 7) OBP: 0.261, SLG: 0.438										2	0	0	0	0	0	1				
Jose Morales, R (7, PH) OBP: 0.500, SLG: 0.737										1	0	1	0	0	0	0				
Tony Scott, S (8, 7) OBP: 0.247, SLG: 0.221										4	0	1	1	0	1	3				
Mike Jorgensen, L (1, 3) OBP: 0.339, SLG: 0.400										4	0	1	1	0	1	3				
Larry Bittner, L (1, 9) OBP: 0.429, SLG: 0.468										2	1	0	0	2	2	0				
Pat Scanlon, L (1, 5) OBP: 0.348, SLG: 0.488										3	0	1	2	0	1	2				
Bob Bailey, R (8, PH) OBP: 0.310, SLG: 0.235										1	0	1	0	0	0	0				
Pepe Frias, R (9, 5) OBP: 0.333, SLG: 0.200										0	0	0	0	0	0	0				
Gary Carter, R (1, 2) OBP: 0.333, SLG: 0.455										4	0	2	0	0	0	1				
Tim Foli, R (1, 6) OBP: 0.284, SLG: 0.253										3	0	1	0	1	0	1				
Steve Rogers, R (1, 1) OBP: 0.261, SLG: 0.200										2	0	1	0	0	1	3				
<b>Inning Stats</b>	R: 1 E: 0 K: 1 S: 7	H: 2 LOB: 2 BB: 1 P: 11	R: 0 E: 0 K: 0 S: 4	H: 1 LOB: 1 BB: 0 P: 4	R: 2 E: 0 K: 1 S: 7	H: 2 LOB: 1 BB: 1 P: 11	R: 0 E: 0 K: 1 S: 6	H: 1 LOB: 1 BB: 0 P: 6	R: 0 E: 0 K: 1 S: 5	H: 0 LOB: 0 BB: 0 P: 5	R: 0 E: 0 K: 0 S: 3	H: 0 LOB: 0 BB: 0 P: 3	R: 0 E: 0 K: 0 S: 5	H: 2 LOB: 2 BB: 0 P: 5	R: 0 E: 0 K: 2 S: 9	H: 2 LOB: 3 BB: 1 P: 13	1B: 7 2B: 2 3B: 1 HR: 0	SF: 0 SAC: 3 DP: 0 HBP: 0	WP: 0 PB: 0 SB: 0 CS: 0	PA: 37
<b>PITCHER</b> Dave Freisleben, R (1, 1) ERA: 4.24	IP: 6.0 WLS: L BF: 26	H: 6 R: 3 ER: 3 SO: 4	BB: 2 IBB: 0 HBP: 0 BLK: 0	WP: 0 HR: 0 S: 32 P: 40	ERA: 4.50 WHIP: 1.333	<b>PITCHER</b>										IP: 6.0 WLS: L BF: 26	H: 6 R: 3 ER: 3 SO: 4	BB: 2 IBB: 0 HBP: 0 BLK: 0	WP: 0 HR: 0 S: 32 P: 40	ERA: 4.50 WHIP: 1.333
Dave Tomlin, L (7, 1) ERA: 2.01	1.1	7	3	0	0	1	0	0	0	0	0	9	9	0.00	2.250					
Bill Greif, R (8, 1) ERA: 4.13	0.2	4	1	0	0	1	0	1	0	0	0	5	9	0.00	1.500					





Batter	1	2	3	4	5	6	7	8	9	AB	R	H	RBI	BB	SO	LOB	TOP					
<b>Pepe Mangual, R</b> OBP: 0.343, SLG: 0.354 (1, 8)										4	0	0	0	0	2	2	<b>Montreal Expos @ Los Angeles Dodgers</b> Dodger Stadium, Los Angeles, CA Mon Jun 09 1975, 7:05 PM PDT Att: 22,701 - Unknown					
<b>Larry Lintz, S</b> OBP: 0.337, SLG: 0.242 (1, 4)										4	0	0	0	0	1	1						
<b>Rich Coggins, L</b> OBP: 0.306, SLG: 0.429 (1, 9)										3	0	1	0	1	0	0						
<b>Larry Bittner, L</b> OBP: 0.432, SLG: 0.469 (1, 7)										4	0	2	0	0	0	1						
<b>Mike Jorgensen, L</b> OBP: 0.337, SLG: 0.392 (1, 3)										3	0	0	0	1	1	3						
<b>Pat Scanlon, L</b> OBP: 0.320, SLG: 0.444 (1, 5)										4	0	0	0	0	1	5						
<b>Gary Carter, R</b> OBP: 0.325, SLG: 0.443 (1, 2)										4	0	0	0	0	4	3						
<b>Tim Foli, R</b> OBP: 0.290, SLG: 0.256 (1, 6)										2	0	1	0	1	0	0						
<b>Woodie Fryman, R</b> OBP: 0.208, SLG: 0.261 <b>Donald DeMola, R</b> (6, 1)										2	0	0	0	0	2	1						
<b>Bob Bailey, R</b> OBP: 0.305, SLG: 0.231 <b>Chuck Taylor, R</b> (8, 1)										0	0	0	0	0	0	0						
										1	0	0	0	0	1	1						
										0	0	0	0	0	0	0						
<b>Inning Stats</b>	R: 0 E: 0 K: 1 S: 5	H: 0 LOB: 0 BB: 0 P: 5	R: 0 E: 0 K: 1 S: 5	H: 0 LOB: 0 BB: 0 P: 5	R: 0 E: 0 K: 3 S: 9	H: 0 LOB: 1 BB: 1 P: 13	R: 0 E: 0 K: 0 S: 4	H: 1 LOB: 2 BB: 1 P: 8	R: 0 E: 0 K: 2 S: 7	H: 0 LOB: 0 BB: 0 P: 7	R: 0 E: 0 K: 0 S: 3	H: 0 LOB: 0 BB: 0 P: 3	R: 0 E: 0 K: 1 S: 6	H: 1 LOB: 1 BB: 0 P: 6	R: 0 E: 0 K: 2 S: 8	H: 1 LOB: 1 BB: 0 P: 8	R: 0 E: 0 K: 2 S: 8	H: 1 LOB: 2 BB: 1 P: 12	1B: 4 2B: 0 3B: 0 HR: 0	SF: 0 SAC: 0 DP: 0 HBP: 0	WP: 0 PB: 0 SB: 0 CS: 0	PA: 34
<b>PITCHER</b> <b>Andy Messersmith, R</b> ERA: 1.9 (1, 1)	IP: 9.0 WLS: W BF: 34 H: 4 R: 0 ER: 0 SO: 12 BB: 3 IBB: 0 HBP: 0 BLK: 0 WP: 0 HR: 0 S: 55 P: 67 ERA: 0.00 WHIP: 0.778															<b>PITCHER</b>						

AB	31
R	0
H	4
RBI	0
BB	3
SO	12
LOB	17



Batter	1	2	3	4	5	6	7	8	9	AB	R	H	RBI	BB	SO	LOB	BOTTOM			
<b>Davey Lopes, R</b> OBP: 0.386, SLG: 0.337 (1, 4)										4	0	0	0	0	1	1	<b>Montreal Expos @ Los Angeles Dodgers</b> Dodger Stadium, Los Angeles, CA Mon Jun 09 1975, 7:05 PM PDT Att: 22,701 - Unknown			
<b>Tom Paciorek, R</b> OBP: 0.227, SLG: 0.268 (1, 7)										4	0	0	0	0	0	0				
<b>Jimmy Wynn, R</b> OBP: 0.423, SLG: 0.538 <b>Henry Cruz, L</b> OBP: 0.278, SLG: 0.265 (7, PR) (8, 8)										3	2	2	1	1	0	0				
<b>Steve Garvey, R</b> OBP: 0.349, SLG: 0.476 (1, 3)										4	1	1	1	0	1	1				
<b>Ron Cey, R</b> OBP: 0.348, SLG: 0.440 (1, 5)										4	0	1	1	0	0	0				
<b>Joe Ferguson, R</b> OBP: 0.330, SLG: 0.298 (1, 9)										3	0	1	0	1	0	0				
<b>Steve Yeager, R</b> OBP: 0.286, SLG: 0.298 (1, 2)										2	1	1	0	1	0	0				
<b>Rick Auerbach, R</b> OBP: 0.284, SLG: 0.252 (1, 6)										3	0	1	1	0	0	4				
<b>Andy Messersmith, R</b> OBP: 0.306, SLG: 0.370 (1, 1)										3	0	0	0	0	1	2				
										1B: 4 2B: 1 3B: 1 HR: 1	SF: 0 SAC: 1 DP: 0 HBP: 0	WP: 0 PB: 0 SB: 0 CS: 0	PA: 34							
<b>Inning Stats</b>	R: 2 E: 0 K: 0 S: 5	H: 2 LOB: 3 BB: 3 P: 17	R: 0 E: 0 K: 1 S: 5	H: 0 LOB: 0 BB: 0 P: 5	R: 0 E: 0 K: 0 S: 3	H: 0 LOB: 0 BB: 0 P: 3	R: 1 E: 0 K: 0 S: 5	H: 2 LOB: 1 BB: 0 P: 5	R: 1 E: 0 K: 0 S: 4	H: 1 LOB: 0 BB: 0 P: 4	R: 0 E: 0 K: 2 S: 8	H: 1 LOB: 1 BB: 0 P: 8	R: 0 E: 0 K: 0 S: 3	H: 0 LOB: 0 BB: 0 P: 3	R: 0 E: 0 K: 0 S: 3	H: 0 LOB: 0 BB: 0 P: 3	1B: 4 2B: 1 3B: 1 HR: 1	SF: 0 SAC: 1 DP: 0 HBP: 0	WP: 0 PB: 0 SB: 0 CS: 0	PA: 34
<b>PITCHER</b> <b>Woodie Fryman, L</b> ERA: 2.78 <b>Donald DeMola, R</b> ERA: 2.89 <b>Chuck Taylor, R</b> ERA: 4.28 (1, 1) (6, 1) (8, 1)	IP: 5.0 WLS: L BF: 23 H: 5 R: 4 ER: 4 SO: 4 BB: 3 IBB: 0 HBP: 0 BLK: 0 WP: 0 HR: 1 S: 22 P: 34 ERA: 7.20 WHIP: 1.600															<b>PITCHER</b>				





Batter	1	2	3	4	5	6	7	8	9	AB	R	H	RBI	BB	SO	LOB	TOP								
<b>Pepe Mangual, R</b> OBP: 0.345, SLG: 0.352 (1, 8)										4	2	1	0	1	2	0	<b>Montreal Expos @ Los Angeles Dodgers</b> Dodger Stadium, Los Angeles, CA Tue Jun 10 1975, 7:05 PM PDT Att: 22,065 - Unknown								
<b>Larry Lintz, S</b> OBP: 0.339, SLG: 0.234 (1, 4)										3	1	0	0	2	2	0									
<b>Mike Jorgensen, L</b> OBP: 0.397, SLG: 0.390 (3, PH)										1	0	0	0	0	0	0									
<b>Hal Breedon, R</b> OBP: 0.267, SLG: 0.231 (3, 3)										3	0	1	1	0	2	1									
<b>Larry Bittner, L</b> OBP: 0.438, SLG: 0.476 (3, PH)										1	0	1	0	0	0	0									
<b>Gary Carter, R</b> OBP: 0.325, SLG: 0.441 (3, 9)										3	0	1	1	0	0	1									
<b>Pat Scanlon, L</b> OBP: 0.314, SLG: 0.435 (3, PH)										1	0	0	0	0	1	1									
<b>Larry Parrish, R</b> OBP: 0.293, SLG: 0.408 (3, 5)										3	0	0	0	0	1	2									
<b>Barry Foote, R</b> OBP: 0.241, SLG: 0.258 (1, 2)										4	1	2	0	0	1	2									
<b>Rich Coggins, L</b> OBP: 0.417 (1, 7)										1	0	0	0	0	0	2									
<b>Bob Bailey, R</b> OBP: 0.323, SLG: 0.296 (4, PH)										2	1	1	2	1	0	0									
<b>Tony Scott, S</b> OBP: 0.247, SLG: 0.221 (8, 7)										0	0	0	0	0	0	0									
<b>Tim Foli, R</b> OBP: 0.284, SLG: 0.250 (1, 6)										4	0	0	0	0	0	3									
<b>Steve Renko, R</b> OBP: 0.250, SLG: 0.182 (1, 1)										4	0	0	0	0	1	0									
<b>Chuck Taylor, R</b> (9, 1)										0	0	0	0	0	0	0									
<b>Inning Stats</b>	R: 0 E: 0 K: 2 S: 8	H: 0 LOB: 0 BB: 0 P: 11	R: 0 E: 0 K: 1 S: 17	H: 2 LOB: 2 BB: 0 P: 24	R: 2 E: 0 K: 1 S: 8	H: 2 LOB: 2 BB: 2 P: 18	R: 0 E: 0 K: 0 S: 5	H: 0 LOB: 0 BB: 0 P: 8	R: 0 E: 0 K: 2 S: 10	H: 1 LOB: 1 BB: 1 P: 14	R: 2 E: 0 K: 1 S: 11	H: 2 LOB: 0 BB: 0 P: 17	R: 1 E: 2 K: 1 S: 11	H: 1 LOB: 0 BB: 0 P: 16	R: 0 E: 0 K: 0 S: 5	H: 0 LOB: 1 BB: 1 P: 9	R: 0 E: 0 K: 2 S: 8	H: 0 LOB: 0 BB: 0 P: 11	1B: 6 2B: 0 3B: 0 HR: 1	SF: 0 SAC: 0 DP: 0 HBP: 0	WP: 0 PB: 0 SB: 1 CS: 0	PA: 38			
<b>PITCHER</b>	IP	WLS	BF	H	R	ER	SO	BB	IBB	HBP	BLK	WP	HR	S	P	ERA	WHIP								
<b>Burt Hooton, R</b> ERA: 4.45 (1, 1)	2.0		8	2	0	0	3	0	0	0	0	0	0	25	35	0.00	1.000								
<b>Al Downing, L</b> ERA: 2.99 (3, 1)	4.0		19	4	4	4	4	3	0	0	0	0	1	34	57	9.00	1.750								
<b>Mike Marshall, R</b> ERA: 3.45 (7, 1)	3.0	L	11	1	1	0	3	1	0	0	0	0	0	24	36	0.00	0.667								

Batter	1	2	3	4	5	6	7	8	9	AB	R	H	RBI	BB	SO	LOB	BOTTOM								
<b>Davey Lopes, R</b> OBP: 0.394, SLG: 0.335 (1, 4)										4	1	1	0	0	2	0	<b>Montreal Expos @ Los Angeles Dodgers</b> Dodger Stadium, Los Angeles, CA Tue Jun 10 1975, 7:05 PM PDT Att: 22,065 - Unknown								
<b>Willie Crawford, L</b> OBP: 0.343, SLG: 0.357 (1, 7)										5	1	2	0	0	3										
<b>Jimmy Wynn, R</b> OBP: 0.435, SLG: 0.543 (1, 8)										2	1	2	1	3	0	0									
<b>Steve Garvey, R</b> OBP: 0.346, SLG: 0.468 (1, 3)										4	0	0	1	1	1	6									
<b>Ron Cey, R</b> OBP: 0.351, SLG: 0.441 (1, 5)										4	0	2	1	0	0	1									
<b>Joe Ferguson, R</b> OBP: 0.323, SLG: 0.290 (1, 9)										4	0	0	0	0	1	4									
<b>Steve Yeager, R</b> OBP: 0.287, SLG: 0.297 (1, 2)										4	0	1	0	0	1	3									
<b>Rick Auerbach, R</b> OBP: 0.285, SLG: 0.248 (1, 6)										2	1	0	0	1	0	0									
<b>Bill Buckner, L</b> OBP: 0.320, SLG: 0.370 (8, PH)										1	0	0	0	0	0	1									
<b>Ivan De Jesus, R</b> OBP: 0.344, SLG: 0.321 (9, 6)										0	0	0	0	0	0	0									
<b>Burt Hooton, R</b> ERA: 4.45 (1, 1)										0	0	0	0	0	0	0									
<b>Al Downing, L</b> ERA: 2.99 (3, 1)										0	0	0	0	0	0	0									
<b>Charlie Manuel, L</b> OBP: 0.143, SLG: 0.143 (6, PH)										1	0	0	0	0	0	0									
<b>Mike Marshall, R</b> ERA: 3.45 (7, 1)										1	0	0	0	0	0	0									
<b>Inning Stats</b>	R: 2 E: 0 K: 1 S: 13	H: 3 LOB: 2 BB: 1 P: 23	R: 1 E: 0 K: 0 S: 11	H: 0 LOB: 2 BB: 2 P: 21	R: 0 E: 0 K: 1 S: 5	H: 0 LOB: 0 BB: 0 P: 8	R: 0 E: 0 K: 2 S: 10	H: 0 LOB: 0 BB: 0 P: 14	R: 1 E: 1 K: 0 S: 10	H: 1 LOB: 1 BB: 1 P: 17	R: 0 E: 0 K: 1 S: 9	H: 1 LOB: 0 BB: 0 P: 13	R: 0 E: 1 K: 2 S: 11	H: 1 LOB: 1 BB: 0 P: 16	R: 0 E: 0 K: 0 S: 6	H: 1 LOB: 1 BB: 0 P: 8	R: 0 E: 0 K: 0 S: 7	H: 1 LOB: 2 BB: 1 P: 12	1B: 8 2B: 0 3B: 0 HR: 0	SF: 0 SAC: 1 DP: 0 HBP: 1	WP: 1 PB: 0 SB: 1 CS: 0	PA: 40			
<b>PITCHER</b>	IP	WLS	BF	H	R	ER	SO	BB	IBB	HBP	BLK	WP	HR	S	P	ERA	WHIP								
<b>Steve Renko, R</b> ERA: 6.55 (1, 1)	8.2		38	8	4	4	7	4	0	1	0	0	0	80	126	4.15	1.385								
<b>Chuck Taylor, R</b> ERA: 4.23 (9, 1)	0.1	S	2	0	0	0	0	1	0	0	0	0	0	2	6	0.00	3.000								







Batter	1	2	3	4	5	6	7	8	9	10	11	12	13	14	15	AB	R	H	RBI	BB	SO	LOB	TOP					
Pepe Mangual, R OBP: 0.350, SLG: 0.347 (1.8)																5	1	1	0	2	1	2						
Larry Lintz, S OBP: 0.304, SLG: 0.222 (8. PH)																2	0	0	0	0	2	1						
Jose Morales, R OBP: 0.500, SLG: 0.714 (8.4)																1	0	0	0	0	0	2						
Pepe Frias, R OBP: 0.333, SLG: 0.200 (10. PH)																0	0	0	0	0	0	0						
Pete Mackanin, R OBP: 0.369, SLG: 0.500 (10.4)																2	1	0	0	1	1	2						
Mike Jorgensen, L OBP: 0.342, SLG: 0.398 (1.3)																7	1	3	2	0	1	4						
Pat Scanlon, L OBP: 0.304, SLG: 0.412 (9. PH)																4	0	1	0	0	1	1						
Larry Parrish, R OBP: 0.295, SLG: 0.412 (9.5)																3	0	0	0	0	2	3						
Larry Bittner, L OBP: 0.421, SLG: 0.455 (1.9)																5	0	1	0	0	0	1						
Bob Bailey, R OBP: 0.333, SLG: 0.311 (7.7)																3	0	1	0	0	1	1						
Tony Scott, S OBP: 0.250, SLG: 0.216 (7.7)																2	0	0	0	1	1	0						
Gary Carter, R OBP: 0.316, SLG: 0.422 (1.2)																6	0	1	0	0	3	4						
Tim Lincecum, R OBP: 0.280, SLG: 0.253 (1.6)																6	0	2	0	0	1	3						
Steve Rogers, R OBP: 0.350, SLG: 0.227 (8.1)																2	0	1	0	0	0	0						
Chuck Taylor, R OBP: 0.300, SLG: 0.440 (8.1)																0	0	0	0	0	0	0						
Ron Cegielski, L OBP: 0.300, SLG: 0.440 (15. PH)																1	0	0	0	0	0	1						
Donald DeMola, R OBP: 0.270, SLG: 0.200 (15. PH)																1	0	0	0	0	0	1						
Dan Warthen, L OBP: 0.270, SLG: 0.200 (15.1)																0	0	0	0	0	0	0						
Steve Renko, R OBP: 0.250, SLG: 0.142 (15.1)																0	0	0	0	0	0	0						
<b>Inning Stats</b>	R: 1 E: 0 K: 0 S: 3	H: 1 LOB: 0 BB: 1 P: 7	R: 0 E: 0 K: 0 S: 3	H: 1 LOB: 0 BB: 0 P: 3	R: 0 E: 0 K: 1 S: 6	H: 1 LOB: 1 BB: 0 P: 6	R: 1 E: 0 K: 0 S: 4	H: 2 LOB: 0 BB: 0 P: 4	R: 0 E: 0 K: 1 S: 5	H: 1 LOB: 0 BB: 0 P: 5	R: 0 E: 0 K: 3 S: 10	H: 0 LOB: 0 BB: 0 P: 5	R: 0 E: 0 K: 1 S: 5	H: 0 LOB: 0 BB: 0 P: 5	R: 0 E: 0 K: 1 S: 6	H: 1 LOB: 2 BB: 1 P: 10	R: 0 E: 1 K: 2 S: 9	H: 0 LOB: 0 BB: 0 P: 7	R: 0 E: 0 K: 1 S: 6	H: 1 LOB: 1 BB: 0 P: 6	R: 0 E: 0 K: 0 S: 3	H: 0 LOB: 0 BB: 0 P: 3	R: 0 E: 0 K: 2 S: 8	H: 1 LOB: 1 BB: 1 P: 12	1B: 9 2B: 3 3B: 0 HR: 0	SF: 0 SAC: 3 DP: 4 HBP: 0	WP: 0 PB: 0 SB: 1 CS: 1	PA: 58

Batter	1	2	3	4	5	6	7	8	9	10	11	12	13	14	15	AB	R	H	RBI	BB	SO	LOB	BOTTOM					
Johnny Grubb, L OBP: 0.402, SLG: 0.452 (1.8)																5	0	0	0	1	0	2						
Enzo Hernandez, R OBP: 0.335, SLG: 0.294 (1.6)																6	0	2	0	0	0	4						
Bobby Tolan, L OBP: 0.301, SLG: 0.293 (1.7)																5	1	1	0	1	0	3						
Dave Winfield, R OBP: 0.374, SLG: 0.481 (1.9)																3	0	1	0	0	1	2						
Dick Sharon, R OBP: 0.211, SLG: 0.206 (8.9)																3	0	0	0	0	0	2						
Mike Ivie, R OBP: 0.288, SLG: 0.371 (1.3)																5	0	0	0	1	2	3						
Tito Fuentes, S OBP: 0.296, SLG: 0.310 (1.4)																5	0	1	0	1	1	1						
Fred Kendall, R OBP: 0.281, SLG: 0.258 (1.2)																5	0	1	0	1	0	2						
Ted Kubiak, S OBP: 0.304, SLG: 0.245 (1.5)																2	0	0	0	0	1	0						
Gene Locklear, L OBP: 0.500, SLG: 0.811 (8. PH)																1	0	0	0	0	1	0						
Hector Torres, R OBP: 0.273, SLG: 0.307 (9.5)																2	0	0	0	0	0	2						
Dave Freistleben, R OBP: 0.300, SLG: 0.440 (8.1)																2	0	0	0	0	0	0						
Willie McCovey, R OBP: 0.350, SLG: 0.447 (8. PH)																1	1	1	1	0	0	0						
Bill Grier, R OBP: 0.270, SLG: 0.247 (11. PH)																0	0	0	0	0	0	0						
Randy Hundley, R OBP: 0.270, SLG: 0.247 (11. PH)																1	1	1	1	0	0	0						
John Davidson, L OBP: 0.270, SLG: 0.247 (11. PH)																0	0	0	0	0	0	0						
Danny Frisella, L OBP: 0.270, SLG: 0.247 (12.1)																1	0	0	0	0	0	0						
Jerry Morales, R OBP: 0.250, SLG: 0.333 (15. PH)																0	0	0	0	0	0	0						
<b>Inning Stats</b>	R: 0 E: 0 K: 0 S: 3	H: 0 LOB: 1 BB: 1 P: 7	R: 0 E: 0 K: 0 S: 3	H: 0 LOB: 0 BB: 0 P: 3	R: 0 E: 0 K: 0 S: 3	H: 1 LOB: 1 BB: 0 P: 6	R: 0 E: 0 K: 1 S: 6	H: 2 LOB: 1 BB: 0 P: 5	R: 1 E: 1 K: 1 S: 6	H: 0 LOB: 0 BB: 0 P: 5	R: 0 E: 0 K: 1 S: 4	H: 0 LOB: 0 BB: 0 P: 8	R: 0 E: 0 K: 1 S: 6	H: 1 LOB: 1 BB: 0 P: 6	R: 0 E: 0 K: 1 S: 4	H: 1 LOB: 2 BB: 1 P: 10	R: 0 E: 0 K: 1 S: 6	H: 0 LOB: 0 BB: 0 P: 7	R: 0 E: 0 K: 1 S: 6	H: 1 LOB: 1 BB: 0 P: 6	R: 0 E: 0 K: 0 S: 2	H: 0 LOB: 0 BB: 0 P: 6	R: 0 E: 0 K: 0 S: 4	H: 1 LOB: 2 BB: 1 P: 8	1B: 7 2B: 0 3B: 0 HR: 1	SF: 1 SAC: 3 DP: 2 HBP: 0	WP: 0 PB: 0 SB: 0 CS: 0	PA: 56

Batter	1	2	3	4	5	6	7	8	9	10	11	12	13	14	15	AB	R	H	RBI	BB	SO	LOB	BOTTOM	
Steve Rogers, R ERA: 2.38 (1.1)																2	0	0	0	0	0	0	0	
Chuck Taylor, R ERA: 3.58 (8.1)																1	1	1	1	0	0	0	0	
Donald DeMola, R ERA: 2.32 (10.1)	5.0	W	19	3	0	2	2	1	0	0	0	0	0	0	0	20	32	0.00	1.000					
Dan Warthen, L ERA: 4.35 (15.1)	0.1		2	1	0	0	0	0	0	0	0	0	0	0	0	2	2	0.00	3.000					
Steve Renko, R ERA: 6.46 (15.1)	0.2	S	3	0	0	0	0	0	0	0	0	0	0	0	0	2	6	0.00	1.500					
<b>PITCHER</b>	IP: 7.0 WLS: 7 BF: 25 H: 3 R: 1 ER: 1 SO: 2 BB: 2 IBB: 0 HBP: 0 BLK: 0 WP: 0 HR: 0 S: 28 P: 32 ERA: 1.29 WHIP: 0.571																							
<b>PITCHER</b>	IP: 7.0 WLS: 7 BF: 25 H: 3 R: 1 ER: 1 SO: 2 BB: 2 IBB: 0 HBP: 0 BLK: 0 WP: 0 HR: 0 S: 28 P: 32 ERA: 1.29 WHIP: 0.571																							

**Montreal Expos @ San Diego Padres**  
San Diego Stadium, San Diego, CA  
Thu Jun 12 1975, 6:33 AM EDT  
Att: 9,927 - Unknown


AB	51
R	3
H	11
RBI	2
BB	4
SO	15
LOB	25



Batter	1	2	3	4	5	6	7	8	9	AB	R	H	RBI	BB	SO	LOB	TOP								
<b>Pepe Mangual, R</b> OBP: 0.348, SLG: 0.344 (1, 8)										2	0	0	1	1	1	1									
<b>Tim Foli, R</b> OBP: 0.280, SLG: 0.253 (1, 6)										4	0	1	1	0	1	1									
<b>Jose Morales, R</b> OBP: 0.429, SLG: 0.600 (1, 3)										4	0	0	0	0	0	1									
<b>Bob Bailey, R</b> OBP: 0.342, SLG: 0.359 (1, 7)											3	1	1	1	1	0									
<b>Tony Scott, S</b> OBP: 0.250, SLG: 0.216 (8, 7)										0	0	0	0	0	0	0									
<b>Gary Carter, R</b> OBP: 0.317, SLG: 0.415 (1, 9)											3	0	0	0	1	0									
<b>Pete Mackanin, R</b> OBP: 0.375, SLG: 0.538 (1, 4)											4	1	2	1	0	1									
<b>Larry Parrish, R</b> OBP: 0.294, SLG: 0.408 (1, 5)											4	1	1	0	0	0									
<b>Barry Foote, R</b> OBP: 0.239, SLG: 0.256 (1, 2)										2	1	1	0	0	1	0									
<b>Fred Scherman, L</b> (1, 1)										1	0	0	0	0	0	0									
<b>Hal Breeden, R</b> OBP: 0.229, SLG: 0.194 (5, PH)										1	0	0	0	0	0	2									
<b>Dan Warthen, S</b> (5, 1)										1	0	0	0	0	1	1									
<b>Inning Stats</b>	R: 0 E: 0 K: 2 S: 7	H: 0 LOB: 0 BB: 0 P: 14	R: 1 E: 0 K: 0 S: 7	H: 1 LOB: 0 BB: 0 P: 12	R: 0 E: 0 K: 1 S: 6	H: 0 LOB: 1 BB: 1 P: 15	R: 1 E: 0 K: 0 S: 10	H: 2 LOB: 0 BB: 0 P: 14	R: 2 E: 1 K: 0 S: 15	H: 2 LOB: 1 BB: 0 P: 22	R: 0 E: 0 K: 1 S: 5	H: 0 LOB: 1 BB: 2 P: 14	R: 0 E: 0 K: 1 S: 9	H: 1 LOB: 0 BB: 0 P: 13	R: 0 E: 0 K: 0 S: 6	H: 0 LOB: 0 BB: 0 P: 9	R: 0 E: 0 K: 0 S: 6	H: 0 LOB: 0 BB: 0 P: 9	R: 0 E: 0 K: 0 S: 6	H: 0 LOB: 0 BB: 0 P: 9	1B: 4 2B: 0 3B: 0 HR: 2	SF: 1 SAC: 1 DP: 0 HBP: 0	WP: 0 PB: 0 SB: 0 CS: 2	PA: 36	
<b>PITCHER</b>	IP	WLS	BF	H	R	ER	SO	BB	IBB	HBP	BLK	WP	HR	S	P	ERA	WHIP								
<b>Pete Falcone, L</b> ERA: 3.71 (1, 1)	5.0	L	23	5	4	2	3	3	0	0	0	0	2	46	86	3.60	1.600								
<b>Charlie Williams, R</b> ERA: 4.7 (6, 1)	1.0		2	0	0	0	1	0	0	0	0	0	0	4	5	0.00	0.000								
<b>Randy Moffitt, R</b> ERA: 4.85 (7, 1)	3.0		9	1	0	0	2	0	0	0	0	0	0	21	31	0.00	0.333								

**Montreal Expos @ San Francisco Giants**  
Candlestick Park, San Francisco, CA  
Fri Jun 13 1975, 10:05 PM EDT  
Att: 3,230 - Unknown

AB 29  
R 4  
H 6  
RBI 4  
BB 3  
SO 6  
LOB 9



Batter	1	2	3	4	5	6	7	8	9	AB	R	H	RBI	BB	SO	LOB	BOTTOM								
<b>Gary Thomasson, L</b> OBP: 0.236, SLG: 0.271 (1, 8)										5	0	1	0	0	1	2									
<b>Derrel Thomas, S</b> OBP: 0.354, SLG: 0.349 (1, 4)										3	0	0	0	2	0	1									
<b>Bobby Murcer, L</b> OBP: 0.402, SLG: 0.520 (1, 9)										5	1	1	0	0	1	3									
<b>Chris Speier, R</b> OBP: 0.352, SLG: 0.348 (1, 6)										2	1	1	0	2	0	0									
<b>Willie Montanez, L</b> OBP: 0.339, SLG: 0.420 (1, 3)										3	0	1	0	0	0	2									
<b>Bruce Miller, R</b> OBP: 0.330, SLG: 0.347 (1, 5)										3	0	1	2	1	0	2									
<b>Glenn Adams, L</b> OBP: 0.362, SLG: 0.608 (1, 7)										4	0	1	0	0	1	3									
<b>Marc Hill, R</b> OBP: 0.309, SLG: 0.311 (1, 2)										4	0	0	0	0	1	3									
<b>Pete Falcone, L</b> OBP: 0.091, SLG: 0.091 (6, 1)										2	0	0	0	0	1	0									
<b>Chris Arnold, R</b> OBP: 0.250, SLG: 0.217 (6, PH)										0	0	0	0	0	0	0									
<b>Randy Moffitt, R</b> OBP: 0.167, SLG: 0.167 (7, 1)										1	0	1	0	0	0	0									
<b>Jake Brown, R</b> OBP: 0.429, SLG: 0.615 (9, PH)										1	0	1	0	0	0	0									
<b>Inning Stats</b>	R: 2 E: 0 K: 0 S: 8	H: 3 LOB: 2 BB: 1 P: 15	R: 0 E: 0 K: 1 S: 7	H: 1 LOB: 2 BB: 1 P: 11	R: 0 E: 0 K: 0 S: 11	H: 1 LOB: 0 BB: 0 P: 18	R: 0 E: 0 K: 1 S: 8	H: 0 LOB: 0 BB: 1 P: 16	R: 0 E: 0 K: 2 S: 11	H: 1 LOB: 1 BB: 0 P: 16	R: 0 E: 0 K: 0 S: 8	H: 1 LOB: 1 BB: 0 P: 13	R: 0 E: 0 K: 0 S: 5	H: 0 LOB: 0 BB: 1 P: 12	R: 0 E: 0 K: 0 S: 10	H: 1 LOB: 1 BB: 0 P: 12	R: 0 E: 0 K: 0 S: 10	H: 1 LOB: 1 BB: 0 P: 12	1B: 6 2B: 2 3B: 0 HR: 0	SF: 0 SAC: 0 DP: 1 HBP: 1	WP: 0 PB: 0 SB: 0 CS: 1	PA: 40			
<b>PITCHER</b>	IP	WLS	BF	H	R	ER	SO	BB	IBB	HBP	BLK	WP	HR	S	P	ERA	WHIP								
<b>Fred Scherman, L</b> ERA: 4.63 (1, 1)	4.0		20	5	2	2	2	3	0	1	0	0	0	34	60	4.50	2.000								
<b>Dan Warthen, L</b> ERA: 2.93 (5, 1)	5.0	W	19	3	0	0	3	2	0	0	0	0	0	42	66	0.00	1.000								

**Montreal Expos @ San Francisco Giants**  
Candlestick Park, San Francisco, CA  
Fri Jun 13 1975, 10:05 PM EDT  
Att: 3,230 - Unknown

AB 33  
R 2  
H 8  
RBI 2  
BB 5  
SO 5  
LOB 16





Batter	1	2	3	4	5	6	7	8	9	AB	R	H	RBI	BB	SO	LOB	TOP			
<b>Pepe Mangual, R</b> OBP: 0.350, SLG: 0.338 (1, 8)	4-0 1B BB	0-3 K			0-3 K		4-0 S BB		0-0 6-3	3	1	0	0	2	2	2	<b>Montreal Expos @ San Francisco Giants</b> Candlestick Park, San Francisco, CA Sat Jun 14 1975, 6:33 AM EDT Att. 4,890 - Unknown			
<b>Larry Lintz, S</b> OBP: 0.328, SLG: 0.223 (1, 4)	0-0 S 1B	0-0 6-3			0-0 1-3		0-0 F7 1-2			4	1	1	0	0	0	2				
<b>Mike Jorgensen, L</b> OBP: 0.345, SLG: 0.396 (1, 3)	4-0 1B 1-2 FC3-6 BB		0-3 K		0-0 BB 1B			0-3 K		3	1	1	0	1	2	0				
<b>Bob Bailey, R</b> OBP: 0.338, SLG: 0.353 <b>Tony Scott, S</b> OBP: 0.414, SLG: 0.216 (8, 7)	0-0 FC3-6 1B		0-0 F8		0-3 K			0-3 K		4	0	1	2	0	2	1				
<b>Larry Blittner, L</b> OBP: 0.418, SLG: 0.451 <b>Gary Carter, R</b> OBP: 0.321, SLG: 0.415 (8, PH) (8, 9)	0-3 K		0-0 L5		0-0 BB 1B			4-0 BB		3	0	1	0	0	1	2				
<b>Pat Scanlon, L</b> OBP: 0.305, SLG: 0.396 <b>Jose Morales, R</b> OBP: 0.414, SLG: 0.577 <b>Pepe Frias, R</b> OBP: 0.333, SLG: 0.200 (8, 5)	0-0 FC3-6 FC6-4 1-2 3-H		0-3 K		4-0 G5-4-3 BB			0-0 5-3		2	0	0	1	1	1	1				
<b>Barry Foote, R</b> OBP: 0.233, SLG: 0.248 (1, 2)	0-0 FC6-4 1-2		0-0 G1		0-0 G5-4-3 1-2			0-0 5-3		4	0	0	0	0	0	4				
<b>Tim Foli, R</b> OBP: 0.284, SLG: 0.258 (1, 6)		0-0 SH3 1B		0-0 F6		0-0 1-3		0-0 SH1-4 1B		4	0	2	0	0	0	0				
<b>Woodie Fryman, R</b> OBP: 0.192, SLG: 0.240 (1, 1)		0-0 SH3 1-2		0-0 4-3		0-3 K		0-0 SH1-4 1-2		2	0	0	0	0	1	0				
<b>Inning Stats</b>	R: 3 E: 0 K: 1 S: 7	H: 2 LOB: 1 BB: 2 P: 15	R: 0 E: 0 K: 1 S: 6	H: 1 LOB: 1 BB: 0 P: 6	R: 0 E: 0 K: 1 S: 5	H: 0 LOB: 0 BB: 0 P: 5	R: 0 E: 0 K: 1 S: 5	H: 0 LOB: 0 BB: 0 P: 5	R: 0 E: 0 K: 1 S: 6	H: 2 LOB: 2 BB: 1 P: 10	R: 0 E: 0 K: 1 S: 5	H: 0 LOB: 1 BB: 1 P: 9	R: 0 E: 0 K: 2 S: 7	H: 0 LOB: 1 BB: 0 P: 11	R: 0 E: 0 K: 0 S: 4	H: 1 LOB: 1 BB: 0 P: 4		1B: 6 2B: 0 3B: 0 HR: 0	SF: 0 SAC: 2 DP: 1 HBP: 0	WP: 0 PB: 0 SB: 2 CS: 0
<b>PITCHER</b>	IP WLS BF H R ER SO BB IBB HBP BLK WP HR S P ERA WHIP	IP WLS BF H R ER SO BB IBB HBP BLK WP HR S P ERA WHIP																		
<b>John Montefusco, R</b> ERA: 2.88 <b>Gary Lavelle, L</b> ERA: 1.98 (1, 1) (8, 1)	7.0 L 29 5 3 3 7 4 0 0 0 0 0 39 55 3.86 1.286	2.0 8 1 0 0 2 1 0 0 0 0 0 11 15 0.00 1.000																		
<b>Batter</b>	<b>1</b>	<b>2</b>	<b>3</b>	<b>4</b>	<b>5</b>	<b>6</b>	<b>7</b>	<b>8</b>	<b>9</b>	<b>AB</b>	<b>R</b>	<b>H</b>	<b>RBI</b>	<b>BB</b>	<b>SO</b>	<b>LOB</b>	<b>BOTTOM</b>			
<b>Gary Thomasson, L</b> OBP: 0.227, SLG: 0.260 (1, 8)	0-0 4-3	0-3 K			0-0 G3		0-0 F9			4	0	0	0	0	1	1	<b>Montreal Expos @ San Francisco Giants</b> Candlestick Park, San Francisco, CA Sat Jun 14 1975, 6:33 AM EDT Att. 4,890 - Unknown			
<b>Derrel Thomas, S</b> OBP: 0.352, SLG: 0.343 (1, 4)	0-3 K		0-0 F3		0-0 1-6-3		4-0 1B BB			3	0	0	0	1	1	0				
<b>Chris Arnold, R</b> OBP: 0.321, SLG: 0.269 (1, 7)	0-0 BB WP 1B		0-0 F7		4-0 BB		0-0 G6-3 1B			3	1	2	0	1	0	0				
<b>Chris Speier, R</b> OBP: 0.354, SLG: 0.361 (1, 6)	0-0 WP BB 1B		0-0 3B		0-3 K		0-0 P5			4	0	2	0	0	1	3				
<b>Willie Montanez, L</b> OBP: 0.338, SLG: 0.414 (1, 3)	4-0 WP BB		0-0 4-3		0-0 4-3		0-0 G6-3 1-2			3	0	0	0	1	0	3				
<b>Bruce Miller, R</b> OBP: 0.318, SLG: 0.333 (1, 5)	0-0 5-3		0-0 4-3		0-0 4-3		0-3 K		0-0 6-3	4	0	0	0	0	1	2				
<b>Steve Ontiveros, S</b> OBP: 0.369, SLG: 0.304 (1, 9)		0-0 4-3		4-0 BB	0-3 K		0-3 K		0-3 K	3	0	0	0	1	2	0				
<b>Marc Hill, R</b> OBP: 0.307, SLG: 0.303 (1, 2)		4-0 SH1-4 BB		0-3 K		0-0 L9		0-0 6-3		3	0	0	0	1	1	1				
<b>John Montefusco, R</b> <b>Jake Brown, R</b> OBP: 0.400, SLG: 0.571 <b>Gary Lavelle, S</b> OBP: 0.167, SLG: 0.167 (7, PH) (8, 1)	0-0 SH1-4		0-3 K		0-0 6-3					1	0	0	0	0	1	1				
<b>Inning Stats</b>	R: 1 E: 0 K: 1 S: 7	H: 2 LOB: 2 BB: 1 P: 11	R: 0 E: 0 K: 1 S: 5	H: 0 LOB: 1 BB: 1 P: 9	R: 0 E: 0 K: 0 S: 4	H: 1 LOB: 1 BB: 0 P: 4	R: 0 E: 0 K: 2 S: 7	H: 0 LOB: 1 BB: 1 P: 11	R: 0 E: 0 K: 1 S: 5	H: 0 LOB: 0 BB: 0 P: 7	R: 0 E: 0 K: 2 S: 3	H: 0 LOB: 0 BB: 0 P: 3	R: 0 E: 0 K: 0 S: 3	H: 1 LOB: 1 BB: 1 P: 7	R: 0 E: 0 K: 1 S: 5	H: 0 LOB: 0 BB: 0 P: 5		1B: 3 2B: 0 3B: 1 HR: 0	SF: 0 SAC: 1 DP: 1 HBP: 0	WP: 1 PB: 0 SB: 0 CS: 0
<b>PITCHER</b>	IP WLS BF H R ER SO BB IBB HBP BLK WP HR S P ERA WHIP	IP WLS BF H R ER SO BB IBB HBP BLK WP HR S P ERA WHIP																		
<b>Woodie Fryman, L</b> ERA: 2.57 (1, 1)	9.0 W 35 4 1 1 8 5 0 0 0 1 0 46 66 1.00 1.000																			



Batter	1	2	3	4	5	6	7	8	9	AB	R	H	RBI	BB	SO	LOB	TOP				
<b>Pepe Mangual, R</b> OBP: 0.348, SLG: 0.337 (1, 8)	1-1 SH2-4 WP 1B	2-0 F7			0-3 K		2 SAFE 1-3 K			4	1	1	0	0	2	2					
<b>Larry Lintz, S</b> OBP: 0.320, SLG: 0.217 (1, 4)	1-1 SH2-4 1-2	3-2 5-3			1-3 K			1-2 F7		3	0	0	0	0	1	1					
<b>Mike Jorgensen, L</b> OBP: 0.348, SLG: 0.395 (1, 3)	4-2 E 1B BB		2-2 F8		3-3 K			2-2 1B		3	1	1	0	1	1	0					
<b>Larry Bittner, L</b> OBP: 0.431, SLG: 0.479 (1, 7)	4-2 1B BB		1-1 3B		0-0 1B			2-2 F7		3	0	2	0	1	0	1					
<b>Pat Scanlon, L</b> OBP: 0.302, SLG: 0.386 <b>Pepe Frias, R</b> OBP: 0.333, SLG: 0.200 (8, 5)	2-0 1-2 3-H 1B		2-1 4-3		0-2 F4			1-1 1-3		4	0	1	1	0	0	3					
<b>Gary Carter, R</b> OBP: 0.314, SLG: 0.405 (1, 9)	1-1 F7		1-1 5-3		0-3 K			0-1 E5		4	0	0	0	0	1	4					
<b>Barry Foote, R</b> OBP: 0.227, SLG: 0.241 (1, 2)	2-2 P1			0-1 1-3		1-1 4-3		0-0 6-3		4	0	0	0	0	0	4					
<b>Tim Foli, R</b> OBP: 0.283, SLG: 0.257 (1, 6)		1-2 E5		1-0 4-3		0-1 K SH1-4 1B		0-1 5-3		4	0	1	0	0	0	1					
<b>Steve Renko, R</b> OBP: 0.214, SLG: 0.154 <b>Dan Warthen, S</b> (8, 1)	1-3 K		0-1 F9		1-1 SH1-4			3-3 K		2	0	0	0	0	1	1					
<b>Inning Stats</b>	R: 2 E: 0 K: 0 S: 15	H: 2 LOB: 2 BB: 2 P: 30	R: 0 E: 1 K: 1 S: 10	H: 0 LOB: 1 BB: 0 P: 17	R: 0 E: 0 K: 0 S: 12	H: 1 LOB: 1 BB: 0 P: 18	R: 0 E: 0 K: 0 S: 5	H: 0 LOB: 0 BB: 0 P: 6	R: 0 E: 0 K: 1 S: 9	H: 1 LOB: 0 BB: 0 P: 10	R: 0 E: 0 K: 1 S: 7	H: 1 LOB: 0 BB: 0 P: 9	R: 0 E: 0 K: 0 S: 11	H: 1 LOB: 1 BB: 0 P: 17	R: 0 E: 1 K: 1 S: 8	H: 0 LOB: 1 BB: 0 P: 11	1B: 5 2B: 0 3B: 1 HR: 0	SF: 0 SAC: 2 DP: 0 HBP: 0	WP: 1 PB: 0 SB: 2 CS: 0	PA: 36	
<b>PITCHER</b>	IP	WLS	BF	H	R	ER	SO	BB	IBB	HBP	BLK	WP	HR	S	P	ERA	WHIP				
<b>Jim Barr, R</b> ERA: 2.78 <b>Randy Moffitt, R</b> ERA: 4.7	(1, 1)	8.0	L	32	6	2	2	6	2	0	0	0	0	0	120	2.25	1.000				
(9, 1)	1.0	4	0	0	0	0	1	0	0	0	0	0	0	8	11	0.00	0.000				

**Montreal Expos @ San Francisco Giants**  
Candlestick Park, San Francisco, CA  
Sun Jun 15 1975, 6:33 AM EDT  
Unknown

AB	32
R	2
H	6
RBI	1
BB	2
SO	7
LOB	18



Batter	1	2	3	4	5	6	7	8	9	AB	R	H	RBI	BB	SO	LOB	BOTTOM					
<b>Gary Thomasson, L</b> OBP: 0.235, SLG: 0.287 (1, 8)	0-0 F2		1-3 K			0-1 1B		0-1 FC6-4 1B	0-1 F9	5	0	2	0	0	1	3						
<b>Derrel Thomas, S</b> OBP: 0.350, SLG: 0.341 (1, 4)	1-2 F7			0-0 4-3		2-0 F5		0-1 FC6-4 1B		4	0	1	1	0	0	1						
<b>Bobby Murcer, L</b> OBP: 0.399, SLG: 0.512 (1, 9)	1-0 G3			4-1 FC5 1B BB		0-3 K		1-2 K		3	0	0	0	1	2	3						
<b>Glenn Adams, L</b> OBP: 0.361, SLG: 0.593 <b>Jake Brown, R</b> OBP: 0.375, SLG: 0.533 (8, PH) (9, 7)		3-2 F7		1-1 1B		2-2 1-3		0-1 FC6-4 1-2 2-3		3	0	1	0	0	0	1						
<b>Willie Montanez, L</b> OBP: 0.332, SLG: 0.406 (1, 3)		3-1 F6		1-2 F8		0-1 F9		0-3 K		4	0	0	0	0	1	5						
<b>Chris Speier, R</b> OBP: 0.352, SLG: 0.358 (9, 1)		2-2 L9		2-2 FC5		0-0 1B			0-1 5-3	4	0	1	0	0	0	2						
<b>Bruce Miller, R</b> OBP: 0.315, SLG: 0.350 (1, 5)			0-0 3B		2-0 5-3		2-1 F8		2-3 K	4	0	1	0	0	1	1						
<b>Dave Rader, L</b> OBP: 0.346, SLG: 0.344 <b>Chris Arnold, R</b> OBP: 0.345, SLG: 0.269 (9, PH)			0-3 K		1-1 F8		0-0 4-3		4-0 BB BB	3	0	0	0	0	1	2						
<b>Jim Barr, R</b> OBP: 0.097, SLG: 0.034 <b>Von Joshua, L</b> OBP: 0.357, SLG: 0.438 <b>Craig Robinson, R</b> OBP: 0.059, SLG: 0.059 <b>Randy Moffitt, R</b> OBP: 0.167, SLG: 0.167 <b>Marc Hill, R</b> OBP: 0.313, SLG: 0.303 (9, PH)			1-3 K		2-3 K			0-1 1B 1B 2B	4-2 BB	2	0	0	0	0	2	1						
<b>Inning Stats</b>	R: 0 E: 0 K: 0 S: 5	H: 0 LOB: 0 BB: 0 P: 7	R: 0 E: 0 K: 0 S: 8	H: 0 LOB: 0 BB: 0 P: 16	R: 0 E: 0 K: 3 S: 10	H: 1 LOB: 1 BB: 0 P: 12	R: 0 E: 0 K: 0 S: 10	H: 1 LOB: 2 BB: 1 P: 18	R: 0 E: 0 K: 1 S: 6	H: 0 LOB: 0 BB: 0 P: 11	R: 0 E: 0 K: 1 S: 9	H: 1 LOB: 1 BB: 0 P: 13	R: 0 E: 0 K: 0 S: 6	H: 1 LOB: 1 BB: 0 P: 8	R: 1 E: 0 K: 2 S: 14	H: 3 LOB: 3 BB: 0 P: 15	R: 0 E: 0 K: 1 S: 9	H: 0 LOB: 2 BB: 2 P: 19	1B: 5 2B: 1 3B: 1 HR: 0	SF: 0 SAC: 0 DP: 0 HBP: 0	WP: 0 PB: 0 SB: 0 CS: 0	PA: 37
<b>PITCHER</b>	IP	WLS	BF	H	R	ER	SO	BB	IBB	HBP	BLK	WP	HR	S	P	ERA	WHIP					
<b>Steve Renko, R</b> ERA: 5.77 <b>Dan Warthen, L</b> ERA: 2.6	(1, 1)	7.0	W	29	7	1	1	5	1	0	0	0	0	60	91	1.29	1.143					
(8, 1)	2.0	S	8	0	0	0	3	2	0	0	0	0	0	17	28	0.00	1.000					

**Montreal Expos @ San Francisco Giants**  
Candlestick Park, San Francisco, CA  
Sun Jun 15 1975, 6:33 AM EDT  
Unknown

AB	34
R	1
H	7
RBI	1
BB	3
SO	8
LOB	21






Batter	1	2	3	4	5	6	7	8	9	AB	R	H	RBI	BB	SO	LOB	TOP				
<b>Pepe Mangual, R</b> OBP: 0.357, SLG: 0.368 (1, 8)	0-0 1B 5-3	2-2 2B		2-2 HR			0-2 1B	1-1 F8		5	2	4	1	0	0	2					
<b>Tim Foli, R</b> OBP: 0.290, SLG: 0.262 (1, 6)	1-1 E 5-3	0-0 F8		3-2 5-3			0-1 E5 1B		1-1 BB 1B HBP	4	2	2	0	0	0	2					
<b>Jose Morales, R</b> OBP: 0.375, SLG: 0.517 <b>Mike Jorgensen, L</b> OBP: 0.355, SLG: 0.399 (7, PH) (7, 3)	0-1 F4		1-2 6-3		0-2 F9		4-0 IBB		0-2 BB 1B	3	0	0	0	0	0	2					
<b>Bob Bailey, R</b> OBP: 0.333, SLG: 0.347 <b>Tony Scott, S</b> OBP: 0.247, SLG: 0.213 (1, 7) (8, 7)	3-2 5-3		0-2 2B 1B		0-0 6-3		0-3 K		3-3 K	4	1	1	1	0	1	3					
<b>Gary Carter, R</b> OBP: 0.326, SLG: 0.424 (1, 9)	3-0 E6 2B		0-0 F9 2B		2-1 1B		1-0 F9		4-1 IBB 1B BB	4	0	3	2	1	0	2					
<b>Pete Mackanin, R</b> OBP: 0.366, SLG: 0.518 (1, 4)	0-0 5-3		3-1 F9		3-2 F2			1-2 5-3	1-1 IBB 1B	5	0	1	1	0	0	3					
<b>Larry Parrish, R</b> OBP: 0.291, SLG: 0.398 (1, 5)		1-0 6-3	0-0 F4			0-1 F7		3-2 F6	4-0 1B	4	0	0	0	1	0	1					
<b>Barry Foote, R</b> OBP: 0.226, SLG: 0.247 (1, 2)		2-3 K		2-1 L5		1-2 5-3		2-2 2B	3-1 5-3	5	0	1	0	0	1	3					
<b>Dennis Blair, R</b> OBP: 0.250, SLG: 0.211 <b>Fred Scherman, L</b> OBP: 0.437, SLG: 0.479 <b>Larry Bittner, L</b> OBP: 0.437, SLG: 0.479 <b>Donald DeMola, R</b> OBP: 0.366, SLG: 0.518 (1, 1) (7, 1) (8, PH) (8, 1)		0-0 2B 1B		1-3 K		1-3 K		4-0 IBB		3	0	1	0	0	2	0					
<b>Inning Stats</b>	R: 2 E: 1 K: 0 S: 10	H: 3 LOB: 1 BB: 0 P: 17	R: 0 E: 0 K: 1 S: 9	H: 2 LOB: 2 BB: 0 P: 14	R: 1 E: 0 K: 1 S: 12	H: 2 LOB: 1 BB: 0 P: 16	R: 1 E: 0 K: 1 S: 12	H: 1 LOB: 0 BB: 0 P: 20	R: 0 E: 0 K: 1 S: 9	H: 0 LOB: 0 BB: 0 P: 11	R: 0 E: 1 K: 1 S: 10	H: 2 LOB: 2 BB: 1 P: 15	R: 0 E: 0 K: 0 S: 11	H: 1 LOB: 2 BB: 1 P: 22	R: 1 E: 0 K: 1 S: 14	H: 2 LOB: 3 BB: 2 P: 30	1B: 9 2B: 4 3B: 0 HR: 1	SF: 0 SAC: 0 DP: 0 HBP: 1	WP: 0 PB: 0 CS: 0	PA: 44	
<b>PITCHER</b>	IP	WLS	BF	H	R	ER	SO	BB	IBB	HBP	BLK	WP	HR	S	P	ERA	WHIP				
<b>Mike Caldwell, L</b> ERA: 4.89	(1, 1)	5.0	L	24	9	4	4	2	0	0	0	0	1	52	81	7.20	1.800				
<b>Charlie Williams, R</b> ERA: 4.54	(6, 1)	3.1		17	4	1	1	3	1	2	1	0	0	40	66	2.70	1.500				
<b>Randy Moffitt, R</b> ERA: 4.6	(9, 1)	0.2		3	1	0	0	0	0	1	0	0	0	4	12	0.00	1.500				

**Montreal Expos @ San Francisco Giants**  
Candlestick Park, San Francisco, CA  
Sun Jun 15 1975, 6:38 AM EDT  
Att: 12,131 - Unknown

AB 39  
R 5  
H 14  
RBI 5  
BB 4  
SO 5  
LOB 20



Batter	1	2	3	4	5	6	7	8	9	AB	R	H	RBI	BB	SO	LOB	BOTTOM				
<b>Gary Thomasson, L</b> OBP: 0.242, SLG: 0.259 (1, 8)	2-2 F9		4-1 BB		1-0 G3		4-1 BB		2-2 F7	3	0	0	0	2	0	0					
<b>Derrel Thomas, S</b> OBP: 0.348, SLG: 0.344 (1, 4)	0-1 4-3 2B		1-2 4-3		0-3 K		0-0 F2			4	0	1	0	0	1	4					
<b>Bobby Murcer, L</b> OBP: 0.397, SLG: 0.507 (1, 9)	0-2 4-3			1-0 F4		0-0 FC6-4 1B		0-2 1-3		4	0	1	0	0	0	4					
<b>Glenn Adams, L</b> OBP: 0.369, SLG: 0.579 (1, 7)	1-3 K			1-0 FC5-4 1B		1-3 K		4-1 1B BB		3	0	1	0	1	2	2					
<b>Willie Montanez, L</b> OBP: 0.327, SLG: 0.399 (1, 3)		2-1 3-1		1-3 K		3-3 K		0-0 F9		4	0	0	0	0	2	3					
<b>Chris Speier, R</b> OBP: 0.351, SLG: 0.356 (1, 6)		2-2 F3		0-2 FC5-4		0-1 FC6-4		2-1 G6-4-3 1B		4	0	1	0	0	0	2					
<b>Steve Ontiveros, S</b> OBP: 0.373, SLG: 0.305 (1, 5)		1-3 K		4-0 HR BB			0-0 FC1-5 1B	0-2 G6-4-3		3	1	1	0	1	1	2					
<b>Marc Hill, R</b> OBP: 0.318, SLG: 0.336 (1, 2)			2-3 K		3-2 1B HR		3-1 BB FC1-5 1B		3-2 F9	4	1	2	2	0	1	0					
<b>Mike Caldwell, R</b> OBP: 0.154, SLG: 0.231 <b>Von Joshua, L</b> OBP: 0.355, SLG: 0.435 <b>Charlie Williams, R</b> OBP: 0.437, SLG: 0.479 <b>Randy Moffitt, R</b> OBP: 0.167, SLG: 0.167 <b>Dave Rader, R</b> OBP: 0.343, SLG: 0.340 (1, 1) (5, PH) (6, 1) (9, 1) (9, PH)			0-0 4-3		0-0 F7		0-1 FC1-5 BB		0-1 F8	1	0	0	0	0	0	0					
<b>Inning Stats</b>	R: 0 E: 0 K: 1 S: 11	H: 1 LOB: 1 BB: 0 P: 14	R: 0 E: 0 K: 1 S: 9	H: 0 LOB: 0 BB: 0 P: 14	R: 0 E: 0 K: 1 S: 10	H: 1 LOB: 1 BB: 0 P: 13	R: 2 E: 0 K: 1 S: 8	H: 1 LOB: 0 BB: 1 P: 16	R: 0 E: 0 K: 2 S: 10	H: 1 LOB: 1 BB: 0 P: 14	R: 0 E: 0 K: 0 S: 10	H: 2 LOB: 3 BB: 1 P: 17	R: 0 E: 0 K: 0 S: 7	H: 1 LOB: 1 BB: 1 P: 13	R: 0 E: 0 K: 0 S: 8	H: 0 LOB: 0 BB: 0 P: 13	1B: 5 2B: 1 3B: 0 HR: 1	SF: 0 SAC: 0 DP: 1 HBP: 0	WP: 0 PB: 0 CS: 0	PA: 37	
<b>PITCHER</b>	IP	WLS	BF	H	R	ER	SO	BB	IBB	HBP	BLK	WP	HR	S	P	ERA	WHIP				
<b>Dennis Blair, R</b> ERA: 3.29	(1, 1)	6.1	W	28	6	2	2	7	3	0	0	0	0	63	100	2.84	1.421				
<b>Fred Scherman, L</b> ERA: 4.5	(7, 1)	0.2		2	0	0	0	0	0	0	0	0	0	4	4	0.00	0.000				
<b>Donald DeMola, R</b> ERA: 2.18	(8, 1)	2.0	S	7	1	0	0	0	1	0	0	0	0	15	26	0.00	1.000				

**Montreal Expos @ San Francisco Giants**  
Candlestick Park, San Francisco, CA  
Sun Jun 15 1975, 6:38 AM EDT  
Att: 12,131 - Unknown

AB 33  
R 2  
H 7  
RBI 2  
BB 4  
SO 7  
LOB 19





Batter	1	2	3	4	5	6	7	8	9	AB	R	H	RBI	BB	SO	LOB	TOP					
Wayne Garrett, L (1, 5) OBP: 0.389, SLG: 0.434										5	1	2	0	0	1	2						
Felix Milan, R (1, 4) OBP: 0.317, SLG: 0.352										5	1	2	0	0	0	4						
Del Unser, L (1, 8) OBP: 0.364, SLG: 0.433										5	1	1	0	0	1	5						
Rusty Staub, L (1, 9) OBP: 0.388, SLG: 0.438										4	1	2	3	1	0	1						
Ed Kranepool, L (1, 3) OBP: 0.327, SLG: 0.479										2	0	0	1	0	1	4						
Joe Torre, R (7, PH) OBP: 0.333, SLG: 0.369										2	0	0	0	0	0	1						
John Milner, L (1, 7) OBP: 0.391, SLG: 0.378										2	0	0	0	1	0	0						
Dave Kingman, R (7, PH) OBP: 0.250, SLG: 0.420										1	0	0	0	1	0	0						
Mike Phillips, L (1, 6) OBP: 0.321, SLG: 0.371										3	0	1	1	0	0	0						
Jesus Alou, R (7, PH) OBP: 0.361, SLG: 0.371										1	0	0	0	0	0	2						
Jack Heidemann, R (7, 6) OBP: 0.308, SLG: 0.370										0	0	0	0	0	0	0						
Jerry Grote, R (1, 2) OBP: 0.317, SLG: 0.347										4	0	1	0	0	2	2						
Jon Matlack, L (1, 1) OBP: 0.400, SLG: 0.877										1	1	0	0	1	0	2						
Gene Carides, R (6, PH) OBP: 0.234, SLG: 0.200										1	0	0	0	0	0	0						
Rick Baldwin, L (6, 1) OBP: 0.125, SLG: 0.125										0	0	0	0	0	0	0						
Cleophas Jones, R (6, PH) OBP: 0.125, SLG: 0.125										1	0	1	0	0	0	0						
Hank Webb, R (8, PH) OBP: 0.429										0	0	0	0	0	0	0						
Bob Apodaca, R (8, 1)										0	0	0	0	0	0	0						
<b>Inning Stats</b>	R: 4 E: 0 K: 1 S: 18	H: 5 LOB: 2 BB: 1 P: 33	R: 0 E: 0 K: 0 S: 11	H: 1 LOB: 2 BB: 1 P: 23	R: 0 E: 0 K: 0 S: 4	H: 0 LOB: 0 BB: 0 P: 4	R: 1 E: 0 K: 2 S: 15	H: 2 LOB: 2 BB: 1 P: 22	R: 0 E: 0 K: 1 S: 7	H: 0 LOB: 0 BB: 0 P: 11	R: 0 E: 0 K: 1 S: 6	H: 0 LOB: 0 BB: 0 P: 9	R: 0 E: 1 K: 0 S: 8	H: 0 LOB: 2 BB: 1 P: 16	R: 0 E: 0 K: 0 S: 12	H: 2 LOB: 2 BB: 0 P: 15	R: 0 E: 0 K: 0 S: 6	H: 0 LOB: 0 BB: 0 P: 8	1B: 9 2B: 1 3B: 0 HR: 0	SF: 1 SAC: 0 DP: 0 HBP: 0	WP: 1 PB: 0 SB: 0 CS: 0	PA: 42
<b>PITCHER</b>	IP WLS BF H R ER SO BB IBB HBP BLK WP HR S P ERA WHIP																					
Don Stanhouse, R (1, 1) ERA: 15.0	3.0	W	19	7	5	5	1	2	1	0	0	0	1	0	38	71	15.00	3.000				
Dan Warthen, L (4, 1) ERA: 1.93	6.0	W	23	3	0	0	4	1	0	0	0	0	0	0	49	70	0.00	0.667				

New York Mets @ Montreal Expos  
 Jarry Park, Montreal, QB  
 Tue Jun 17 1975, 7:05 PM EDT  
 Unknown - 79 F

AB 37  
 R 5  
 H 10  
 RBI 5  
 BB 4  
 SO 5  
 LOB 23



Batter	1	2	3	4	5	6	7	8	9	AB	R	H	RBI	BB	SO	LOB	BOTTOM				
Pepe Manguat, R (1, 8) OBP: 0.350, SLG: 0.359										5	0	0	0	0	2	2					
Tim Foli, R (1, 6) OBP: 0.289, SLG: 0.258										3	1	0	0	1	1	1					
Jose Morales, R (1, 3) OBP: 0.400, SLG: 0.531										3	2	2	0	0	0	0					
Mike Jorgensen, L (7, PH) OBP: 0.353, SLG: 0.396										1	0	0	0	0	1	0					
Bob Bailey, R (1, 7) OBP: 0.353, SLG: 0.368										4	1	3	1	0	0	0					
Tony Scott, S (7, PR) OBP: 0.247, SLG: 0.213										0	0	0	0	0	0	0					
Gary Carter, R (1, 9) OBP: 0.335, SLG: 0.446										3	1	2	4	1	0	0					
Pete Mackanin, R (1, 4) OBP: 0.361, SLG: 0.506										4	0	1	0	0	0	4					
Larry Parrish, R (1, 5) OBP: 0.290, SLG: 0.412										4	1	1	1	0	0	3					
Barry Foote, R (1, 2) OBP: 0.226, SLG: 0.247										4	0	1	0	0	0	0					
Don Stanhouse, R (1, 1) OBP: 1.000, SLG: 1.000										1	0	1	0	0	0	0					
Dan Warthen, S (4, 1)										2	0	0	0	0	2	0					
<b>Inning Stats</b>	R: 2 E: 0 K: 1 S: 19	H: 3 LOB: 1 BB: 1 P: 29	R: 0 E: 0 K: 0 S: 9	H: 1 LOB: 1 BB: 0 P: 13	R: 0 E: 0 K: 0 S: 8	H: 0 LOB: 0 BB: 0 P: 13	R: 1 E: 0 K: 1 S: 9	H: 1 LOB: 0 BB: 0 P: 11	R: 3 E: 1 K: 0 S: 11	H: 4 LOB: 1 BB: 0 P: 16	R: 0 E: 0 K: 2 S: 7	H: 0 LOB: 0 BB: 0 P: 7	R: 0 E: 0 K: 2 S: 12	H: 1 LOB: 2 BB: 1 P: 19	R: 0 E: 0 K: 0 S: 7	H: 1 LOB: 1 BB: 0 P: 11	1B: 9 2B: 0 3B: 0 HR: 2	SF: 0 SAC: 1 DP: 0 HBP: 0	WP: 0 PB: 0 SB: 2 CS: 0	PA: 37	
<b>PITCHER</b>	IP WLS BF H R ER SO BB IBB HBP BLK WP HR S P ERA WHIP																				
Jon Matlack, L (1, 1) ERA: 3.8	5.0	L	25	9	6	6	2	1	0	0	0	0	0	0	19	26	0.00	1.000			
Rick Baldwin, R (6, 1) ERA: 3.12	2.0		8	1	0	0	4	1	0	0	0	0	0	0	19	26	0.00	1.000			
Bob Apodaca, R (8, 1) ERA: 1.15	1.0		4	1	0	0	0	0	0	0	0	0	0	7	11	0.00	1.000				

New York Mets @ Montreal Expos  
 Jarry Park, Montreal, QB  
 Tue Jun 17 1975, 7:05 PM EDT  
 Unknown - 79 F

AB 34  
 R 6  
 H 11  
 RBI 6  
 BB 2  
 SO 6  
 LOB 10










Batter	1	2	3	4	5	6	7	8	9	10	AB	R	H	RBI	BB	SO	LOB						
Gene Clines, R OBP: 0.232, SLG: 0.200 (1, 7)	F8	F9			L4		L4-3	CS 1B			5	0	1	1	0	0	2						
Felix Millan, R OBP: 0.315, SLG: 0.357 (1, 4)	6-3		F7		6-3		1B 3B	L 1-2	1B		6	1	2	0	0	0	1						
Rusty Staub, L OBP: 0.379, SLG: 0.430 (1, 9)	4-3		4-3		P4		1B	F9			5	0	1	1	0	0	1						
Joe Torre, R OBP: 0.345, SLG: 0.388 Wayne Garrett, L OBP: 0.378, SLG: 0.410 (7, PH) (7, 5)		FC3-6 1B	1B		FC5 2B		1B	F8			3	1	3	0	0	0	0						
Dave Kingman, R OBP: 0.221, SLG: 0.422 (1, 3)		FC3-6 1B	1B		5-3		1B SH3-4 2B	F7			4	1	2	0	1	0	2						
Del Unser, L OBP: 0.358, SLG: 0.422 (1, 8)		FC3-6 1B E	G3		BB		SH3-4	F9			3	1	0	0	1	0	4						
Jerry Grote, R OBP: 0.319, SLG: 0.348 (1, 2)		FC1-5 1B			F9		F7	2B 1B			5	1	2	1	0	0	2						
Mike Phillips, L OBP: 0.327, SLG: 0.336 (1, 6)		E6 FC1-5 1B	1-6-3		FC5		K	K			5	0	1	0	0	2	4						
George Stone, L OBP: 0.333, SLG: 0.333 Jesus Flores, R OBP: 0.348, SLG: 0.378 Rick Baldwin, R OBP: 0.325, SLG: 0.325 Ed Kranepool, L OBP: 0.404 Tom Hall, L OBP: 0.311 Bob Apodaca, R OBP: 0.311 (1, 11) (7, PH) (7, 1) (8, PH) (8, 1) (8, 1)		FC1-5	K		5-3		1B 2B				2	0	0	0	0	1	2						
<b>Inning Stats</b>	R: 0 E: 0 K: 0 S: 10	H: 0 LOB: 0 BB: 0 P: 13	R: 2 E: 1 K: 0 S: 13	H: 4 LOB: 2 BB: 0 P: 19	R: 0 E: 0 K: 1 S: 7	H: 0 LOB: 0 BB: 0 P: 14	R: 0 E: 0 K: 0 S: 6	H: 0 LOB: 0 BB: 0 P: 8	R: 0 E: 0 K: 0 S: 7	H: 1 LOB: 2 BB: 1 P: 14	R: 1 E: 0 K: 1 S: 11	H: 2 LOB: 1 BB: 0 P: 19	R: 3 E: 0 K: 1 S: 11	H: 3 LOB: 0 BB: 1 P: 20	R: 0 E: 0 K: 0 S: 6	H: 1 LOB: 0 BB: 0 P: 9	R: 0 E: 0 K: 1 S: 8	H: 0 LOB: 0 BB: 0 P: 9	1B: 10 2B: 2 3B: 1 HR: 0	SF: 0 SAC: 1 DP: 0 HBP: 0	WP: 0 PB: 0 SB: 0 CS: 1	PA: 45	
<b>PITCHER</b>	IP	WLS	BF	H	R	ER	SO	BB	IBB	HBP	BLK	WP	HR	S	P	ERA	WHIP						
Fred Scherman, L ERA: 4.11 (1, 1)	6.2		30	9	3	2	1	1	0	0	0	0	0	0	61	99	2.70	1.500					
Donald DeMola, R ERA: 2.04 (7, 1)	0.1		1	0	0	0	1	0	0	0	0	0	0	4	7	0.00	0.000						
Dale Murray, R ERA: 5.14 (8, 1)	1.0		7	3	3	3	1	1	0	0	0	0	0	11	20	27.00	4.000						
Dan Warthen, L ERA: 1.85 (9, 1)	1.0		4	1	0	0	0	0	0	0	0	0	0	6	9	0.00	1.000						
Chuck Taylor, R ERA: 4.41 (10, 1)	1.0	W	3	0	0	0	1	0	0	0	0	0	0	8	9	0.00	0.000						

**TOP**

**New York Mets @ Montreal Expos**  
 Jarry Park, Montreal, QB  
 Wed Jun 18 1975, 7:05 PM EDT  
 Att: 13,194 - Unknown - 79 F

AB	42
R	6
H	13
RBI	5
BB	2
SO	4
LOB	20




Batter	1	2	3	4	5	6	7	8	9	10	AB	R	H	RBI	BB	SO	LOB							
Pepe Mangual, R OBP: 0.347, SLG: 0.367 (1, 8)	6-3		3B 1B		6-3		SF8		K		4	1	1	1	0	1	1							
Tim Foli, R OBP: 0.290, SLG: 0.266 (1, 6)	6-3		1B SF9 3B		5-3		F7		BB 1B		5	2	2	1	0	0	2							
Bob Bailey, R OBP: 0.360, SLG: 0.425 (1, 7) (9, 5)	FC5-4 1B		SF9		F7		HR	1B BB	1B BB		3	1	2	2	1	0	0							
Gary Carter, R OBP: 0.357, SLG: 0.450 (1, 9) (8, 2)	FC5-4		FC5-4 BB		F7		1B	WP BB	1B		3	0	2	2	2	0	1							
Nate Colbert, R OBP: 0.235, SLG: 0.280 (1, 3)			FC5-4		F7		F7	F4	1B 2B		5	1	2	0	0	0	3							
Pete Mackanin, R OBP: 0.352, SLG: 0.485 (1, 4)		F8			K		P4	K	1B		5	0	1	1	0	2	3							
Larry Parrish, R OBP: 0.297, SLG: 0.417 Pat Scanlon, L OBP: 0.299, SLG: 0.393 (1, 5) (7, PH) (8, 5)		F9			F9		F9	F9			2	0	1	0	0	0	1							
Jose Morales, R OBP: 0.378, SLG: 0.500 (8, PH) (9, 7)		F9			G4-6-3 1B		F9	F9			1	0	0	0	0	0	1							
Barry Foote, R OBP: 0.228, SLG: 0.242 Tony Scott, S OBP: 0.253, SLG: 0.211 (1, 2) (7, PR) (8, 9)		5-3			G4-6-3		1B SF8 1B	FC5-4 HBP			3	0	1	0	0	0	2							
Fred Scherman, L Donald DeMola, R Mike Jorgensen, L Dale Murray, R Dan Warthen, S Pepe Frigo, R Chuck Taylor, R (1, 11) (7, 1) (7, PH) (8, 1) (8, 1) (8, 1) (8, PH) (10, 1)		G3			F9		1B	FC5-4 1B			2	0	0	0	0	0	0							
<b>Inning Stats</b>	R: 0 E: 0 K: 0 S: 9	H: 1 LOB: 1 BB: 0 P: 15	R: 0 E: 0 K: 0 S: 7	H: 1 LOB: 1 BB: 0 P: 8	R: 2 E: 0 K: 0 S: 9	H: 2 LOB: 1 BB: 1 P: 15	R: 0 E: 0 K: 1 S: 8	H: 1 LOB: 0 BB: 0 P: 13	R: 0 E: 0 K: 0 S: 7	H: 0 LOB: 0 BB: 0 P: 10	R: 0 E: 0 K: 0 S: 8	H: 1 LOB: 1 BB: 0 P: 12	R: 1 E: 0 K: 0 S: 11	H: 2 LOB: 2 BB: 0 P: 15	R: 1 E: 0 K: 1 S: 11	H: 1 LOB: 1 BB: 1 P: 19	R: 2 E: 0 K: 1 S: 11	H: 2 LOB: 2 BB: 0 P: 19	R: 1 E: 0 K: 0 S: 2	H: 2 LOB: 1 BB: 0 P: 2	1B: 9 2B: 2 3B: 1 HR: 1	SF: 2 SAC: 0 DP: 1 HBP: 1	WP: 1 PB: 0 SB: 0 CS: 0	PA: 42
<b>PITCHER</b>	IP	WLS	BF	H	R	ER	SO	BB	IBB	HBP	BLK	WP	HR	S	P	ERA	WHIP							
George Stone, L ERA: 2.08 (1, 1)	6.0		24	6	2	2	1	1	0	0	0	0	0	48	73	3.00	1.167							
Rick Baldwin, R ERA: 3.27 (7, 1)	1.0		5	2	1	1	0	0	0	0	0	0	0	11	15	9.00	2.000							
Tom Hall, L ERA: 5.02 (8, 1)	1.2		9	2	3	3	2	1	0	1	0	1	1	18	29	16.20	1.800							
Bob Apodaca, R ERA: 1.42 (9, 1)	0.1	L	4	3	1	1	0	1	0	0	0	0	0	6	11	27.00	12.000							

**BOTTOM**

**New York Mets @ Montreal Expos**  
 Jarry Park, Montreal, QB  
 Wed Jun 18 1975, 7:05 PM EDT  
 Att: 13,194 - Unknown - 79 F

AB	36
R	7
H	13
RBI	7
BB	3
SO	3
LOB	15









Batter	1	2	3	4	5	6	7	8	9	AB	R	H	RBI	BB	SO	LOB	TOP				
<b>Pepe Mangual, R</b> OBP: 0.337, SLG: 0.355 (1, 8)										4	1	1	0	0	1	1	<b>Montreal Expos @ Philadelphia Phillies</b> Veterans Stadium, Philadelphia, PA Fri Jun 20 1975, 7:05 PM EDT Att: 33,324 - Unknown				
<b>Tim Foli, R</b> OBP: 0.293, SLG: 0.267 (1, 6)										2	0	1	1	1	0	0					
<b>Bob Bailey, R</b> OBP: 0.376, SLG: 0.395 (1, 7)										3	0	0	0	1	1	2					
<b>Tony Scott, S</b> OBP: 0.257, SLG: 0.217 (6, PR) (8, 7)										0	0	0	0	0	0	0					
<b>Gary Carter, R</b> OBP: 0.367, SLG: 0.453 (1, 9)										4	0	1	1	0	0	1					
<b>Nate Colbert, R</b> OBP: 0.222, SLG: 0.273 (8, 1)										4	1	0	0	0	1	4					
<b>Fred Scherman, L</b> (8, 1)										0	0	0	0	0	0	0					
<b>Chuck Taylor, R</b> (8, 1)										0	0	0	0	0	0	0					
<b>Pete Mackanin, R</b> OBP: 0.365, SLG: 0.514 (1, 4)										4	1	2	2	0	2	0					
<b>Larry Parrish, R</b> OBP: 0.297, SLG: 0.412 (1, 5)										4	0	0	0	0	1	1					
<b>Barry Foote, R</b> OBP: 0.239, SLG: 0.267 (1, 2)										4	1	1	0	0	1	0					
<b>Steve Renko, R</b> OBP: 0.188, SLG: 0.133 (1, 1)										2	0	0	0	0	0	0					
<b>Mike Jorgensen, L</b> OBP: 0.359, SLG: 0.394 (8, 3)										0	0	0	0	0	0	0					
<b>Inning Stats</b>	R: 1 E: 0 K: 0 S: 4	H: 2 LOB: 1 BB: 1 P: 8	R: 0 E: 0 K: 2 S: 7	H: 0 LOB: 0 BB: 0 P: 7	R: 0 E: 0 K: 0 S: 3	H: 0 LOB: 0 BB: 0 P: 3	R: 1 E: 1 K: 1 S: 7	H: 1 LOB: 1 BB: 0 P: 7	R: 1 E: 0 K: 1 S: 6	H: 2 LOB: 1 BB: 0 P: 6	R: 0 E: 0 K: 0 S: 3	H: 0 LOB: 0 BB: 1 P: 9	R: 0 E: 0 K: 1 S: 5	H: 0 LOB: 2 BB: 0 P: 5	R: 0 E: 0 K: 1 S: 5	H: 0 LOB: 0 BB: 0 P: 5	1B: 5 2B: 0 3B: 0 HR: 1	SF: 0 SAC: 2 DP: 0 HBP: 0	WP: 0 PB: 0 SB: 0 CS: 1	PA: 35	
<b>PITCHER</b>	IP	WLS	BF	H	R	ER	SO	BB	IBB	HBP	BLK	WP	HR	S	P	ERA	WHIP				
<b>Tom Underwood, L</b> ERA: 3.18 (1, 1)	8.0	W	32	6	4	3	6	2	0	0	0	0	1	42	50	3.38	1.000				
<b>Tug McGraw, L</b> ERA: 2.99 (9, 1)	1.0	S	3	0	0	0	1	0	0	0	0	0	0	5	5	0.00	0.000				

AB	31
R	4
H	6
RBI	4
BB	2
SO	7
LOB	9



Batter	1	2	3	4	5	6	7	8	9	AB	R	H	RBI	BB	SO	LOB	BOTTOM				
<b>Dave Cash, R</b> OBP: 0.389, SLG: 0.422 (1, 4)										3	1	2	0	2	0	0	<b>Montreal Expos @ Philadelphia Phillies</b> Veterans Stadium, Philadelphia, PA Fri Jun 20 1975, 7:05 PM EDT Att: 33,324 - Unknown				
<b>Johnny Oates, L</b> OBP: 0.303, SLG: 0.351 (1, 2)										5	1	1	0	0	2	5					
<b>Greg Luzinski, R</b> OBP: 0.363, SLG: 0.547 (1, 7)										4	1	2	4	0	0	1					
<b>Dick Allen, R</b> OBP: 0.328, SLG: 0.374 (1, 3)										4	0	0	1	1	2	2					
<b>Jay Johnstone, L</b> OBP: 0.398, SLG: 0.462 (8, PR) (9, 8)										3	0	2	0	1	0	0					
<b>Jerry Martin, R</b> OBP: 0.288, SLG: 0.328 (8, PR) (9, 8)										1	1	0	0	0	0	3					
<b>Mike Schmidt, R</b> OBP: 0.315, SLG: 0.461 (1, 6)										4	1	2	0	0	0	2					
<b>Tony Taylor, R</b> OBP: 0.364, SLG: 0.348 (1, 5)										3	0	0	0	0	0	2					
<b>Mike Anderson, R</b> OBP: 0.329, SLG: 0.420 (8, PH) (8, PH) (9, 1)										2	0	0	0	1	0	0					
<b>Mike Rogodzinski, L</b> OBP: 0.600, SLG: 0.500 (9, 1)										1	1	1	1	0	0	0					
<b>Tug McGraw, R</b> OBP: 0.299, SLG: 0.299 (9, 1)										0	0	0	0	0	0	0					
<b>Tom Underwood, R</b> OBP: 0.100, SLG: 0.100 (1, 1)										3	0	0	0	0	1	2					
<b>Tom Hutton, L</b> OBP: 0.289, SLG: 0.268 (8, PH) (9, 9)										0	0	0	0	0	0	0					
<b>Ollie Brown, R</b> OBP: 0.348, SLG: 0.462 (8, PH) (9, 9)										1	1	0	0	0	0	1					
<b>Inning Stats</b>	R: 3 E: 0 K: 1 S: 9	H: 4 LOB: 1 BB: 0 P: 9	R: 0 E: 0 K: 0 S: 4	H: 1 LOB: 1 BB: 0 P: 4	R: 0 E: 0 K: 1 S: 5	H: 0 LOB: 1 BB: 1 P: 9	R: 0 E: 0 K: 0 S: 3	H: 0 LOB: 0 BB: 0 P: 3	R: 0 E: 0 K: 1 S: 6	H: 1 LOB: 1 BB: 0 P: 6	R: 0 E: 0 K: 0 S: 3	H: 0 LOB: 1 BB: 1 P: 7	R: 4 E: 1 K: 1 S: 9	H: 3 LOB: 3 BB: 2 P: 18	R: 0 E: 0 K: 1 S: 5	H: 0 LOB: 0 BB: 0 P: 5	1B: 5 2B: 4 3B: 0 HR: 1	SF: 0 SAC: 1 DP: 0 HBP: 1	WP: 0 PB: 0 SB: 0 CS: 0	PA: 41	
<b>PITCHER</b>	IP	WLS	BF	H	R	ER	SO	BB	IBB	HBP	BLK	WP	HR	S	P	ERA	WHIP				
<b>Steve Renko, R</b> ERA: 5.67 (8, 1)	0.0	L	1	1	0	0	0	0	0	0	0	0	0	1	1	∞	∞				
<b>Dale Murray, R</b> ERA: 4.5 (8, 1)	0.1		5	0	1	0	1	1	1	1	0	0	0	4	13	0.00	3.000				
<b>Fred Scherman, L</b> ERA: 4.06 (8, 1)	0.1		1	0	0	0	0	0	0	0	0	0	0	1	1	0.00	0.000				





Batter	1	2	3	4	5	6	7	8	9	AB R H RBI BB SO LOB	TOP									
Tony Scott, S OBP: 0.255, SLG: 0.227 (1, 8) (7, 9) (8, 7)	4-3	K			G3				4-3	5 0 1 1 0 1 1	<b>Montreal Expos @ Philadelphia Phillies</b> Veterans Stadium, Philadelphia, PA Sat Jun 21 1975, 3:33 AM EDT Att: 28,323 - Unknown <a href="http://livebaseballscorecards.com">livebaseballscorecards.com</a>									
Larry Lintz, S OBP: 0.318, SLG: 0.207 Jose Morales, R OBP: 0.385, SLG: 0.486 Pete Mackanin, R OBP: 0.362, SLG: 0.509 (1, 4) (7, PH) (7, 4)	G3		1-3		3-1				5-3	3 0 0 0 0 0 0 0 0 0 0 1 0 0 1 0 0 0 0 0 0										
Mike Jorgensen, L OBP: 0.357, SLG: 0.391 (1, 3)	E3		3-1							4 1 1 0 0 0 3										
Larry Bittner, L OBP: 0.426, SLG: 0.485 Pepe Mangual, R OBP: 0.356, SLG: 0.354 (1, 9) (7, PH) (7, 8)			F8		F8				F8	3 0 1 1 0 0 1 1 0 0 0 0 0 3										
Pat Scanlon, L OBP: 0.292, SLG: 0.369 Pepe Frias, R OBP: 0.250, SLG: 0.143 (1, 5) (8, 5)	F4				3-1				1-3	4 0 0 0 0 0 2 0 0 0 0 0 0 0										
Bob Bailey, R OBP: 0.381, SLG: 0.393 Donald DeMola, R (8, 1)		5-3			5-3				E5	3 2 1 0 1 0 0 0 0 0 0 0 0 0										
Gary Carter, R OBP: 0.371, SLG: 0.456 (1, 2) (8, 9)					5-3				SH1	3 1 2 1 0 0 0										
Tim Foli, R OBP: 0.292, SLG: 0.266 (1, 6)		6-3			5-3				F9	4 1 1 1 0 0 1										
Dennis Blair, R OBP: 0.217, SLG: 0.182 Barry Foote, R OBP: 0.237, SLG: 0.265 (1, 1) (8, 2)		E5			5-3				6-3	3 0 0 0 0 0 2 1 0 0 0 0 0 0										
<b>Inning Stats</b>	R: 1 E: 1 K: 0 S: 5	H: 1 LOB: 1 BB: 0 P: 5	R: 1 E: 1 K: 1 S: 7	H: 1 LOB: 1 BB: 0 P: 7	R: 0 E: 0 K: 0 S: 3	H: 0 LOB: 0 BB: 0 P: 3	R: 0 E: 0 K: 0 S: 3	H: 0 LOB: 0 BB: 0 P: 3	R: 0 E: 0 K: 0 S: 4	H: 1 LOB: 1 BB: 0 P: 4		R: 2 E: 0 K: 0 S: 6	H: 3 LOB: 3 BB: 2 P: 14	R: 1 E: 1 K: 0 S: 4	H: 1 LOB: 0 BB: 0 P: 4	R: 0 E: 0 K: 0 S: 3	H: 0 LOB: 0 BB: 0 P: 3	1B: 5 2B: 1 3B: 1 HR: 0	SF: 0 SAC: 1 DP: 0 HBP: 0	WP: 0 PB: 0 SB: 0 CS: 0
<b>PITCHER</b>	IP WLS BF H R ER SO BB IBB HBP BLK WP HR S P ERA WHIP																			
Jim Lonborg, R ERA: 2.5 (1, 1)	6.0 L 26 5 4 2 1 1 0 0 0 0 0 27 31 3.00 1.000																			
Tom Hilgendorf, L ERA: 3.0 (7, 1)	1.0 5 1 0 0 0 0 1 0 0 0 0 4 8 0.00 1.000																			
Gene Garber, R ERA: 3.77 (8, 1)	2.0 7 1 1 0 0 0 0 0 0 0 0 7 7 0.00 0.500																			

Batter	1	2	3	4	5	6	7	8	9	AB R H RBI BB SO LOB	BOTTOM									
Dave Cash, R OBP: 0.392, SLG: 0.426 (1, 4)					5-3				F8	4 1 2 0 1 0 1	<b>Montreal Expos @ Philadelphia Phillies</b> Veterans Stadium, Philadelphia, PA Sat Jun 21 1975, 3:33 AM EDT Att: 28,323 - Unknown <a href="http://livebaseballscorecards.com">livebaseballscorecards.com</a>									
Johnny Oates, L OBP: 0.313, SLG: 0.372 (1, 2)	P6				F8				G6-3	4 0 2 0 0 0 2										
Greg Luzinski, R OBP: 0.365, SLG: 0.549 (1, 7)					F8					3 0 1 1 1 0 3										
Dick Allen, R OBP: 0.333, SLG: 0.373 (1, 3)					F8					3 0 1 0 1 0 1										
Jay Johnstone, L OBP: 0.402, SLG: 0.453 (1, 9)									G4-6-3	2 0 0 0 2 1 2										
Mike Schmidt, R OBP: 0.314, SLG: 0.455 (1, 6)					G5-4-3					3 0 0 0 1 2 5										
Tony Taylor, R OBP: 0.339, SLG: 0.320 (1, 5)					L6				F8	4 0 0 0 0 0 4										
Mike Anderson, R OBP: 0.328, SLG: 0.416 (1, 8)					4-3					4 0 1 0 0 0 1										
Jim Lonborg, R OBP: 0.178, SLG: 0.030 Tom Hilgendorf, S (7, 1)					6-3					2 0 0 0 0 1 0 0 0 0 0 0 0 0 1 0 0 0 0 1 0 0 0 0 0 0 0 0 1 0 0 0 0 1 1										
Mike Rogodzinski, L OBP: 0.500, SLG: 0.400 Gene Garber, R OBP: 0.298, SLG: 0.264 (7, PH) (8, PH)									K	2 0 0 0 0 1 0 0 0 0 0 0 0 0 1 0 0 0 0 1 0 0 0 0 0 0 0 0 1 0 0 0 0 1 1										
<b>Inning Stats</b>	R: 1 E: 0 K: 1 S: 7	H: 2 LOB: 3 BB: 2 P: 15	R: 0 E: 0 K: 1 S: 7	H: 2 LOB: 2 BB: 0 P: 7	R: 0 E: 0 K: 0 S: 2	H: 0 LOB: 0 BB: 1 P: 6	R: 0 E: 0 K: 0 S: 3	H: 0 LOB: 0 BB: 0 P: 3	R: 0 E: 0 K: 1 S: 5	H: 0 LOB: 1 BB: 1 P: 9	R: 0 E: 0 K: 1 S: 4	H: 0 LOB: 0 BB: 1 P: 8	R: 0 E: 0 K: 1 S: 5	H: 1 LOB: 1 BB: 1 P: 9	R: 0 E: 0 K: 1 S: 6	H: 1 LOB: 1 BB: 0 P: 6	1B: 4 2B: 3 3B: 0 HR: 0	SF: 0 SAC: 0 DP: 3 HBP: 0	WP: 0 PB: 0 SB: 0 CS: 0	PA: 37
<b>PITCHER</b>	IP WLS BF H R ER SO BB IBB HBP BLK WP HR S P ERA WHIP																			
Dennis Blair, R ERA: 3.11 (1, 1)	7.0 W 29 5 1 1 4 5 0 0 0 0 0 11 15 0.00 1.500																			
Donald DeMola, R ERA: 1.83 (8, 1)	2.0 8 2 0 0 2 1 0 0 0 0 0 0 11 0.00 1.500																			



Batter	1	2	3	4	5	6	7	8	9	AB	R	H	RBI	BB	SO	LOB	TOP										
<b>Pepe Mangual, R</b> OBP: 0.333, SLG: 0.350 (1, 8)										5	0	1	0	0	1	4	<b>Montreal Expos @ Philadelphia Phillies</b> Veterans Stadium, Philadelphia, PA Sun Jun 22 1975, 3:33 AM EDT Unknown										
<b>Larry Lintz, S</b> OBP: 0.313, SLG: 0.200 (1, 4)										4	0	0	0	1	1	4											
<b>Mike Jorgensen, L</b> OBP: 0.355, SLG: 0.393 (1, 3) (8, 7)										4	0	1	1	0	1	2											
<b>Larry Bittner, L</b> OBP: 0.414, SLG: 0.471 (8, PH) <b>Nate Colbert, R</b> OBP: 0.221, SLG: 0.272 (8, 3)										3	0	0	0	0	2	1											
<b>Pat Scanlon, L</b> OBP: 0.293, SLG: 0.382 <b>Pepe Frias, R</b> OBP: 0.333, SLG: 0.375 (7, PR) (7, 5)										3	0	1	0	0	1	0											
<b>Gary Carter, R</b> OBP: 0.369, SLG: 0.452 (1, 2)										4	1	1	0	0	1	1											
<b>Tony Scott, S</b> OBP: 0.264, SLG: 0.240 (1, 9)										3	1	1	1	0	2	1											
<b>Tim Foli, R</b> OBP: 0.291, SLG: 0.263 (1, 6)										3	0	0	0	1	1	2											
<b>Steve Rogers, R</b> OBP: 0.290, SLG: 0.250 (1, 1)										4	1	2	2	0	1	0											
<b>Inning Stats</b>	R: 0 E: 0 K: 1 S: 5	H: 0 LOB: 0 BB: 0 P: 5	R: 0 E: 1 K: 2 S: 8	H: 0 LOB: 2 BB: 0 P: 9	R: 0 E: 0 K: 2 S: 6	H: 0 LOB: 0 BB: 1 P: 10	R: 0 E: 0 K: 1 S: 5	H: 0 LOB: 0 BB: 0 P: 5	R: 0 E: 0 K: 1 S: 5	H: 0 LOB: 0 BB: 0 P: 5	R: 1 E: 0 K: 1 S: 7	H: 2 LOB: 1 BB: 0 P: 7	R: 3 E: 0 K: 1 S: 9	H: 4 LOB: 2 BB: 1 P: 13	R: 0 E: 0 K: 3 S: 10	H: 1 LOB: 1 BB: 0 P: 10	R: 0 E: 0 K: 0 S: 4	H: 1 LOB: 1 BB: 0 P: 4	1B: 4 2B: 4 3B: 0 HR: 0	SF: 0 SAC: 0 DP: 0 HBP: 1	WP: 1 PB: 0 SB: 0 CS: 1	PA: 39					
<b>PITCHER</b>	IP	WLS	BF	H	R	ER	SO	BB	IBB	HBP	BLK	WP	HR	S	P	ERA	WHIP										
<b>Ron Schueler, R</b> ERA: 7.24 (1, 1)	6.0	L	25	5	4	4	8	1	0	1	0	1	0	39	44	6.00	1.000										
<b>Gene Garber, R</b> ERA: 3.72 (7, 1)	0.2		4	1	0	0	1	0	1	0	0	0	0	5	9	0.00	1.500										
<b>Joe Hoerner, L</b> ERA: 3.24 (7, 1)	0.1		1	0	0	0	0	0	0	0	0	0	0	1	1	0.00	0.000										
<b>Tom Hilgendorf, L</b> ERA: 2.79 (8, 1)	2.0		8	2	0	0	3	0	0	0	0	0	0	14	14	0.00	1.000										

Batter	1	2	3	4	5	6	7	8	9	AB	R	H	RBI	BB	SO	LOB	BOTTOM										
<b>Dave Cash, R</b> OBP: 0.397, SLG: 0.429 (1, 4)										3	0	2	0	1	0	1	<b>Montreal Expos @ Philadelphia Phillies</b> Veterans Stadium, Philadelphia, PA Sun Jun 22 1975, 3:33 AM EDT Unknown										
<b>Johnny Oates, L</b> OBP: 0.310, SLG: 0.378 (1, 2)										4	0	1	0	0	0	3											
<b>Greg Luzinski, R</b> OBP: 0.363, SLG: 0.544 (1, 7)										4	0	1	0	0	1	1											
<b>Dick Allen, R</b> OBP: 0.331, SLG: 0.369 (1, 3)										4	0	1	0	0	0	2											
<b>Jay Johnstone, L</b> OBP: 0.397, SLG: 0.445 (1, 9)										4	0	1	0	0	1	1											
<b>Mike Schmidt, R</b> OBP: 0.313, SLG: 0.449 (1, 6)										3	0	0	0	1	1	1											
<b>Bob Boone, R</b> OBP: 0.335, SLG: 0.339 (1, 5)										3	0	0	0	0	0	3											
<b>Mike Anderson, R</b> OBP: 0.328, SLG: 0.415 (1, 8)										3	0	1	0	0	0	0											
<b>Ron Schueler, R</b> (1, 1) <b>Gene Garber, R</b> (7, 1) <b>Joe Hoerner, R</b> (7, 1) <b>Mike Rogodzinski, L</b> OBP: 0.429, SLG: 0.333 (7, PH) <b>Tom Hilgendorf, S</b> (8, 1)										1	0	0	0	0	0	0											
<b>Inning Stats</b>	R: 0 E: 0 K: 1 S: 6	H: 2 LOB: 1 BB: 0 P: 6	R: 0 E: 0 K: 1 S: 5	H: 0 LOB: 0 BB: 0 P: 5	R: 0 E: 0 K: 0 S: 4	H: 1 LOB: 1 BB: 0 P: 4	R: 0 E: 0 K: 0 S: 4	H: 2 LOB: 2 BB: 1 P: 8	R: 0 E: 0 K: 0 S: 4	H: 1 LOB: 1 BB: 0 P: 4	R: 0 E: 0 K: 1 S: 6	H: 1 LOB: 1 BB: 0 P: 6	R: 0 E: 0 K: 0 S: 3	H: 0 LOB: 0 BB: 0 P: 3	R: 0 E: 0 K: 0 S: 2	H: 0 LOB: 0 BB: 1 P: 6	R: 0 E: 0 K: 0 S: 3	H: 0 LOB: 0 BB: 0 P: 3	1B: 6 2B: 1 3B: 0 HR: 0	SF: 0 SAC: 1 DP: 2 HBP: 0	WP: 0 PB: 0 SB: 1 CS: 0	PA: 33					
<b>PITCHER</b>	IP	WLS	BF	H	R	ER	SO	BB	IBB	HBP	BLK	WP	HR	S	P	ERA	WHIP										
<b>Steve Rogers, R</b> ERA: 2.17 (1, 1)	9.0	W	33	7	0	0	3	2	0	0	0	0	0	37	45	0.00	1.000										



Batter	1	2	3	4	5	6	7	8	9	AB	R	H	RBI	BB	SO	LOB	TOP								
<b>Pepe Mangual, R</b> OBP: 0.332, SLG: 0.347 (1, 8)	4-0 G4-6-3 BB BB		0-0 F8		0-0 G3		0-0 SF9			2	0	0	1	1	0	0	<b>Montreal Expos @ Philadelphia Phillies</b> Veterans Stadium, Philadelphia, PA Sun Jun 22 1975, 3:38 AM EDT Att: 31,119 - Unknown								
<b>Larry Lintz, S</b> OBP: 0.319, SLG: 0.197 (1, 4)	4-0 G4-6-3 BB		4-0 S 1B BB		0-0 F8		0-3 K			2	1	0	0	2	1	1									
<b>Mike Jorgensen, L</b> OBP: 0.353, SLG: 0.390 (1, 3)	0-0 G4-6-3		0-0 1B		0-0 F8					4	0	1	1	0	0	2									
<b>Larry Bittner, L</b> OBP: 0.409, SLG: 0.472 (1, 9)	0-3 K		0-0 4-3		0-0 1B 2B					4	0	1	0	0	1	2									
<b>Pat Scanlon, L</b> OBP: 0.304, SLG: 0.389 <b>Pepe Frias, R</b> OBP: 0.333, SLG: 0.375 (8, PR) (8, 5)			0-0 F8		0-0 P6					4	0	2	0	0	0	0									
<b>Bob Bailey, R</b> OBP: 0.380, SLG: 0.385 <b>Donald DeMola, R</b> (7, 1)			4-0 F8		0-0 F8		0-0 4-3 1B			2	0	0	0	1	0	2									
<b>Chuck Taylor, R</b> (8, 1)			5-3 BB		0-0 F8		0-0 4-3			2	0	0	0	0	1	1									
<b>Dan Warthen, S</b> (9, 1)					0-0 F8		0-0 4-3			0	0	0	0	0	0	0									
<b>Barry Foote, R</b> OBP: 0.259, SLG: 0.272 <b>Tony Scott, S</b> OBP: 0.261, SLG: 0.238 (7, PR) (7, 7)			0-0 5-3		0-0		0-0 E9 1B			3	0	1	0	0	0	1									
<b>Tim Foli, R</b> OBP: 0.291, SLG: 0.263 (1, 6)			0-0 5-3		0-3 K		0-0 WP SH1-4 SF9 1B			4	1	1	1	0	1	2									
<b>Don Stanhouse, R</b> OBP: 0.333, SLG: 0.333 <b>Dale Murray, R</b> (6, 1)					0-0 L3		0-0 SH1-4			2	0	0	0	0	0	0									
<b>Gary Carter, R</b> OBP: 0.367, SLG: 0.449 (7, PH) (7, 2)					0-0 F8		0-0 SH1-4			1	0	0	0	0	0	0									
<b>Inning Stats</b>	R: 0 E: 0 K: 1 S: 4	H: 0 LOB: 1 BB: 2 P: 12	R: 0 E: 0 K: 0 S: 3	H: 0 LOB: 1 BB: 1 P: 7	R: 1 E: 0 K: 0 S: 4	H: 1 LOB: 1 BB: 1 P: 8	R: 0 E: 0 K: 1 S: 6	H: 1 LOB: 0 BB: 0 P: 6	R: 0 E: 0 K: 0 S: 3	H: 2 LOB: 1 BB: 0 P: 4	R: 2 E: 2 K: 1 S: 7	H: 1 LOB: 1 BB: 0 P: 7	R: 0 E: 0 K: 1 S: 6	H: 1 LOB: 0 BB: 0 P: 6	R: 0 E: 0 K: 1 S: 5	H: 0 LOB: 0 BB: 0 P: 5	1B: 4 2B: 2 3B: 0 HR: 0	SF: 1 SAC: 1 DP: 1 HBP: 0	WP: 1 PB: 0 SB: 1 CS: 0	PA: 36					
<b>PITCHER</b>	IP	WLS	BF	H	R	ER	SO	BB	IBB	HBP	BLK	WP	HR	S	P	ERA	WHIP								
<b>Wayne Twitchell, R</b> ERA: 4.19	(1, 1)	8.0	33	6	3	1	4	4	0	0	0	1	0	37	53	1.12	1.250								
<b>Gene Garber, R</b> ERA: 3.64	(9, 1)	1.0	W	3	0	0	0	1	0	0	0	0	0	5	5	0.00	0.000								



Batter	1	2	3	4	5	6	7	8	9	AB	R	H	RBI	BB	SO	LOB	BOTTOM								
<b>Dave Cash, R</b> OBP: 0.398, SLG: 0.426 (1, 4)	0-0 5-3		0-0 1-3			4-0 BB 1B BB		4-0 G5-3 BB BB		2	1	0	0	2	0	0	<b>Montreal Expos @ Philadelphia Phillies</b> Veterans Stadium, Philadelphia, PA Sun Jun 22 1975, 3:38 AM EDT Att: 31,119 - Unknown								
<b>Johnny Oates, L</b> OBP: 0.330, SLG: 0.373 (1, 2)	0-0 3-1				4-0 G6-4-3 BB		4-0 1B BB		4-0 1-2 BB	1	0	0	0	3	0	0									
<b>Mike Schmidt, R</b> OBP: 0.312, SLG: 0.445 (1, 6)	0-0 F3				0-0 G6-4-3		0-0 1-2 2H 1B		0-0 G5-3	4	0	1	1	0	0	3									
<b>Greg Luzinski, R</b> OBP: 0.361, SLG: 0.551 (1, 7)			0-3 K		0-0 F9		0-0 P6			4	1	1	1	0	1	2									
<b>Tom Hutton, L</b> OBP: 0.295, SLG: 0.267 (1, 3)			0-0 4-3			4-0 CS BB		0-0 F8		3	1	1	0	1	0	0									
<b>Jerry Martin, R</b> OBP: 0.289, SLG: 0.328 (1, 8)			0-0 1B			0-0 P4		0-3 K		3	0	1	0	0	1	1									
<b>Bob Boone, R</b> OBP: 0.333, SLG: 0.337 (1, 5)			0-0 4-3			0-0 F8		0-0 PO 1B		4	0	1	0	0	0	2									
<b>Mike Anderson, R</b> OBP: 0.322, SLG: 0.407 <b>Tony Taylor, R</b> OBP: 0.350, SLG: 0.353 (9, PH)					0-0 4-3		0-3 K		0-0 PO	3	0	0	0	0	1	0									
<b>Wayne Twitchell, R</b> OBP: 0.071, SLG: 0.107 <b>Jay Johnstone, L</b> OBP: 0.402, SLG: 0.477 <b>Gene Garber, R</b> (9, 1)					0-3 K		0-3 K		0-0 HR	2	0	0	0	0	2	0									
<b>Inning Stats</b>	R: 0 E: 0 K: 0 S: 3	H: 0 LOB: 0 BB: 0 P: 3	R: 0 E: 0 K: 1 S: 6	H: 1 LOB: 0 BB: 0 P: 6	R: 0 E: 0 K: 1 S: 5	H: 0 LOB: 0 BB: 0 P: 5	R: 0 E: 0 K: 0 S: 2	H: 0 LOB: 0 BB: 1 P: 6	R: 0 E: 0 K: 2 S: 8	H: 1 LOB: 2 BB: 2 P: 16	R: 0 E: 0 K: 1 S: 5	H: 1 LOB: 0 BB: 0 P: 5	R: 1 E: 0 K: 0 S: 3	H: 1 LOB: 1 BB: 2 P: 11	R: 2 E: 0 K: 0 S: 5	H: 3 LOB: 1 BB: 0 P: 5		1B: 4 2B: 1 3B: 0 HR: 2	SF: 0 SAC: 1 DP: 2 HBP: 0	WP: 0 PB: 0 SB: 0 CS: 1	PA: 36				
<b>PITCHER</b>	IP	WLS	BF	H	R	ER	SO	BB	IBB	HBP	BLK	WP	HR	S	P	ERA	WHIP								
<b>Don Stanhouse, R</b> ERA: 6.23	(1, 1)	5.2	20	1	1	1	4	4	0	0	0	0	0	24	40	1.59	0.882								
<b>Dale Murray, R</b> ERA: 4.41	(6, 1)	0.1	2	1	0	0	0	0	0	0	0	0	0	2	2	0.00	3.000								
<b>Donald DeMola, R</b> ERA: 1.99	(7, 1)	1.1	7	2	1	1	1	2	0	0	0	0	1	7	15	6.75	3.000								
<b>Chuck Taylor, R</b> ERA: 4.38	(8, 1)	1.0	L	4	2	2	2	0	0	0	0	0	1	4	4	18.00	2.000								
<b>Dan Warthen, L</b> ERA: 1.82	(9, 1)	0.1	2	1	0	0	0	0	0	0	0	0	0	2	2	0.00	3.000								





Batter	1	2	3	4	5	6	7	8	9	AB	R	H	RBI	BB	SO	LOB	TOP								
Don Kessinger, S (1,6) OBP: 0.334, SLG: 0.360 Ralph LaCock, L (8,9) OBP: 0.335, SLG: 0.350	5-3		SH1-4	F6		F8	5-3		F9	4	0	0	0	0	0	5									
Jose Cardenal, R (1,7) OBP: 0.391, SLG: 0.401	E5 1B		F9		L9			4-3		4	0	1	0	1	0	1									
Bill Madlock, R (1,5) OBP: 0.397, SLG: 0.489	E5 FC5 1B		4-3			1B BB		E1 F8 1B		5	1	2	0	0	0	4									
Jerry Morales, R (1,8) OBP: 0.352, SLG: 0.416				1B WP 2B	FC5 1B BB		P4	F8		4	1	2	0	1	0	1									
Andre Thornton, R (1,3) OBP: 0.422, SLG: 0.482	FC5			G3 WP PB 1B	F9		K	3B 1B		5	2	2	1	0	1	4									
Rob Sperring, R (1,9) OBP: 0.341, SLG: 0.351		4-3		G3 1B BB			1B E 1B	3B 1B		4	1	3	1	1	0	0									
Manny Trillo, R (1,4) OBP: 0.325, SLG: 0.364		K		G3 1B BB	FC5		E8 1B	F8		5	1	1	0	0	1	6									
Steve Swisher, R (1,2) OBP: 0.270, SLG: 0.231		K					E6 FC1-6 1B		F9	3	0	0	0	2	1	0									
Ray Burris, R (1,1) OBP: 0.243, SLG: 0.176			SH1-4 1B	K		FC1-6 BB		F8		5	0	2	1	0	1	2									
<b>Inning Stats</b>	R: 0 E: 1 K: 0 S: 5	H: 2 LOB: 2 BB: 0 P: 5	R: 0 E: 0 K: 2 S: 7	H: 0 LOB: 0 BB: 0 P: 7	R: 0 E: 0 K: 0 S: 4	H: 1 LOB: 1 BB: 0 P: 4	R: 2 E: 0 K: 1 S: 7	H: 2 LOB: 2 BB: 2 P: 15	R: 0 E: 0 K: 0 S: 5	H: 2 LOB: 3 BB: 1 P: 9	R: 0 E: 1 K: 0 S: 4	H: 0 LOB: 2 BB: 1 P: 8	R: 2 E: 1 K: 1 S: 8	H: 3 LOB: 2 BB: 1 P: 12	R: 2 E: 1 K: 0 S: 6	H: 3 LOB: 1 BB: 0 P: 6	R: 0 E: 0 K: 0 S: 3	H: 0 LOB: 0 BB: 0 P: 3	1B: 11 2B: 1 3B: 1 HR: 0	SF: 0 SAC: 1 DP: 1 HBP: 0	WP: 1 PB: 1 SB: 0 CS: 0	PA: 46			
<b>PITCHER</b>	IP	WLS	BF	H	R	ER	SO	BB	IBB	HBP	BLK	WP	HR	S	P	ERA	WHIP								
Fred Scherman, L (1,1) ERA: 3.88	5.2	L	29	7	2	1	3	3	1	0	0	1	0	31	47	1.59	1.765								
Dale Murray, R (6,1) ERA: 5.79	2.1		14	6	4	4	1	0	1	0	0	0	0	15	19	15.43	2.571								
Chuck Taylor, R (9,1) ERA: 4.28	1.0		3	0	0	0	0	0	0	0	0	0	0	3	3	0.00	0.000								

Chicago Cubs @ Montreal Expos  
Jarry Park, Montreal, QB  
Mon Jun 23 1975, 7:05 PM EDT  
Att: 12,281 - Unknown - 86 F

AB	40
R	6
H	13
RBI	3
BB	5
SO	4
LOB	23



Batter	1	2	3	4	5	6	7	8	9	AB	R	H	RBI	BB	SO	LOB	BOTTOM								
Pepe Manguat, R (1,8) OBP: 0.331, SLG: 0.343	SH1-3 BB			F8		K			F8	3	0	0	0	1	1	0									
Larry Lintz, S (1,4) OBP: 0.326, SLG: 0.208	SH1-3			F8			4-3 1B		1B	3	0	2	0	0	0	0									
Mike Jorgensen, L (1,3) OBP: 0.351, SLG: 0.387	6-3-2			K			4-3		G6-4-3 1B	4	0	1	0	0	1	2									
Larry Bittner, L (1,7) OBP: 0.412, SLG: 0.482							6-3		G6-4-3	4	0	2	0	0	0	3									
Pat Scanlon, L (1,5) OBP: 0.293, SLG: 0.373				FC4-6 CS			K		F8	3	0	0	0	0	1	3									
Gary Carter, R (1,9) OBP: 0.367, SLG: 0.448				K			6-3		1B	3	0	1	0	0	1	2									
Barry Foote, R (1,2) OBP: 0.273, SLG: 0.269									1B																
Dale Murray, R (6,1)				5-3			3-1		K	2	0	0	0	0	0	0									
Jose Morales, R (8,PH) OBP: 0.375, SLG: 0.472										1	0	0	0	0	1	1									
Chuck Taylor, R (9,1)										0	0	0	0	0	0	0									
Pepe Frias, R (1,6) OBP: 0.273, SLG: 0.300				K					G4-6-3	2	0	0	0	0	1	0									
Bob Bailey, R (8,PH) OBP: 0.365, SLG: 0.391									1B	1	0	1	0	0	0	0									
Pete Mackanin, R (9,6) OBP: 0.362, SLG: 0.509									1B	0	0	0	0	0	0	0									
Fred Scherman, L (1,1)									G4-6-3	1	0	0	0	0	0	0									
Tony Scott, S (6,9) OBP: 0.257, SLG: 0.233				L6			4-3		1B	2	0	0	0	0	0	2									
<b>Inning Stats</b>	R: 0 E: 0 K: 0 S: 2	H: 0 LOB: 0 BB: 1 P: 6	R: 0 E: 0 K: 1 S: 5	H: 1 LOB: 0 BB: 0 P: 5	R: 0 E: 0 K: 1 S: 5	H: 0 LOB: 0 BB: 0 P: 5	R: 0 E: 0 K: 1 S: 5	H: 0 LOB: 0 BB: 0 P: 5	R: 0 E: 0 K: 1 S: 5	H: 0 LOB: 0 BB: 0 P: 5	R: 0 E: 0 K: 0 S: 4	H: 1 LOB: 1 BB: 0 P: 4	R: 0 E: 0 K: 1 S: 6	H: 2 LOB: 1 BB: 0 P: 6	R: 0 E: 0 K: 0 S: 4	H: 2 LOB: 1 BB: 0 P: 4	1B: 6 2B: 2 3B: 0 HR: 0	SF: 0 SAC: 1 DP: 3 HBP: 0	WP: 0 PB: 0 SB: 0 CS: 1	PA: 31					
<b>PITCHER</b>	IP	WLS	BF	H	R	ER	SO	BB	IBB	HBP	BLK	WP	HR	S	P	ERA	WHIP								
Ray Burris, R (1,1) ERA: 3.78	9.0	W	31	7	0	0	6	1	0	0	0	0	0	42	46	0.00	0.889								

Chicago Cubs @ Montreal Expos  
Jarry Park, Montreal, QB  
Mon Jun 23 1975, 7:05 PM EDT  
Att: 12,281 - Unknown - 86 F

AB	29
R	0
H	7
RBI	0
BB	1
SO	6
LOB	14






Batter	1	2	3	4	5	6	7	8	9	AB	R	H	RBI	BB	SO	LOB	TOP										
<b>Rob Sperring, R</b> OBP: 0.340, SLG: 0.317 (1, 6)										4	2	0	0	2	2	5											
<b>Jose Cardenal, R</b> OBP: 0.367, SLG: 0.404 <b>Vic Harris, S</b> OBP: 0.278, SLG: 0.188 (1, 7) (6, 7)										3	3	2	0	1	0	0											
<b>Bill Madlock, R</b> OBP: 0.397, SLG: 0.487 <b>Darold Knowles, L</b> OBP: 0.222, SLG: 0.125 <b>Oscar Zamora, R</b> OBP: 0.200, SLG: 0.200 (1, 5) (7, 1) (9, 1)										3	1	1	2	1	0	0											
<b>Jerry Morales, R</b> OBP: 0.350, SLG: 0.414 <b>Ralph LaCock, L</b> OBP: 0.333, SLG: 0.348 (1, 9) (6, 9)									4	1	1	2	0	0	3												
<b>Rick Monday, L</b> OBP: 0.390, SLG: 0.452 (1, 8)									4	3	2	0	1	1	1												
<b>Andre Thornton, R</b> OBP: 0.421, SLG: 0.487 (1, 3)									5	1	2	2	0	2	4												
<b>Manny Trillo, R</b> OBP: 0.327, SLG: 0.364 (1, 4)									5	0	2	2	0	0	2												
<b>Tim Hosley, R</b> OBP: 0.481, SLG: 0.483 (1, 2)									4	1	3	3	1	0	0												
<b>Bill Bonham, R</b> OBP: 0.175, SLG: 0.225 <b>Ron Dunn, R</b> OBP: 0.300, SLG: 0.563 (1, 1) (7, 5)									3	1	2	2	0	0	2												
<b>Inning Stats</b>	R: 2 E: 0 K: 1 S: 6	H: 2 LOB: 1 BB: 1 P: 10	R: 0 E: 0 K: 1 S: 5	H: 0 LOB: 0 BB: 0 P: 5	R: 6 E: 0 K: 1 S: 11	H: 6 LOB: 2 BB: 2 P: 19	R: 0 E: 0 K: 0 S: 3	H: 0 LOB: 0 BB: 0 P: 3	R: 2 E: 0 K: 2 S: 9	H: 2 LOB: 1 BB: 1 P: 13	R: 3 E: 0 K: 0 S: 6	H: 3 LOB: 2 BB: 2 P: 14	R: 0 E: 0 K: 0 S: 3	H: 0 LOB: 0 BB: 0 P: 3	R: 0 E: 0 K: 1 S: 6	H: 1 LOB: 1 BB: 0 P: 6	R: 0 E: 0 K: 0 S: 3	H: 1 LOB: 1 BB: 0 P: 7	1B: 13 2B: 1 3B: 1 HR: 0	SF: 1 SAC: 1 DP: 1 HBP: 0	WP: 0 PB: 0 SB: 0 CS: 1	PA: 47					
<b>PITCHER</b>	IP	WLS	BF	H	R	ER	SO	BB	IBB	HBP	BLK	WP	HR	S	P	ERA	WHIP										
<b>Dan Warthen, L</b> ERA: 4.0 (1, 1)	2.1	L	14	5	7	7	2	3	0	0	0	0	0	15	27	27.00	3.429										
<b>Chuck Taylor, R</b> ERA: 4.54 (3, 1)	2.2		14	5	3	3	3	1	0	0	0	0	0	19	23	10.12	2.250										
<b>Donald DeMola, R</b> ERA: 2.53 (6, 1)	2.0		11	3	3	3	0	2	0	0	0	0	0	9	17	13.50	2.500										
<b>Dale Murray, R</b> ERA: 5.23 (8, 1)	2.0		8	2	0	0	1	1	0	0	0	0	0	9	13	0.00	1.500										

**Chicago Cubs @ Montreal Expos**  
Jarry Park, Montreal, QB  
Tue Jun 24 1975, 3:33 AM EDT  
Att: 17,021 - Sunny - 83 F


AB 38  
R 13  
H 15  
RBI 13  
BB 7  
SO 6  
LOB 18



Batter	1	2	3	4	5	6	7	8	9	AB	R	H	RBI	BB	SO	LOB	BOTTOM										
<b>Larry Lintz, S</b> OBP: 0.324, SLG: 0.203 <b>Dale Murray, R</b> (8, 1)										3	0	0	0	1	0	2											
<b>Nate Colbert, R</b> OBP: 0.220, SLG: 0.270 (9, PH)										1	0	0	0	0	0	0											
<b>Tim Foli, R</b> OBP: 0.285, SLG: 0.257 (1, 6)										5	0	0	0	0	1	4											
<b>Mike Jorgensen, L</b> OBP: 0.361, SLG: 0.392 (1, 3)									3	2	2	0	2	0	1												
<b>Larry Bittner, L</b> OBP: 0.410, SLG: 0.478 <b>Larry Parrish, R</b> OBP: 0.293, SLG: 0.408 (8, PH) (9, 5)									3	1	1	0	0	0	2												
<b>Pat Scanlon, L</b> OBP: 0.294, SLG: 0.364 <b>Barry Foote, R</b> OBP: 0.235, SLG: 0.267 (8, PH) (9, 2)									2	0	0	0	1	1	0												
<b>Bob Bailey, R</b> OBP: 0.398, SLG: 0.411 (1, 7)									3	2	2	2	1	1	0												
<b>Pepe Mangual, R</b> OBP: 0.333, SLG: 0.350 (1, 8)									4	1	2	1	0	2	2												
<b>Gary Carter, R</b> OBP: 0.369, SLG: 0.451 (1, 2) (9, 9)									3	0	1	1	1	0	2												
<b>Dan Warthen, S</b> OBP: 0.167, SLG: 0.167 <b>Chuck Taylor, R</b> ERA: 4.54 <b>Jose Morales, R</b> OBP: 0.343, SLG: 0.459 <b>Donald DeMola, R</b> ERA: 2.53 <b>Pete Mackanin, R</b> OBP: 0.356, SLG: 0.500 (1, 1) (3, 1) (5, PH) (8, 1) (7, PH) (8, 4)									1	0	1	1	0	0	0												
<b>Inning Stats</b>	R: 0 E: 0 K: 1 S: 5	H: 0 LOB: 1 BB: 1 P: 9	R: 2 E: 0 K: 1 S: 8	H: 3 LOB: 1 BB: 1 P: 12	R: 0 E: 0 K: 0 S: 2	H: 0 LOB: 0 BB: 1 P: 6	R: 0 E: 0 K: 2 S: 7	H: 0 LOB: 0 BB: 0 P: 7	R: 0 E: 0 K: 1 S: 5	H: 0 LOB: 0 BB: 0 P: 5	R: 2 E: 0 K: 1 S: 6	H: 2 LOB: 1 BB: 2 P: 14	R: 0 E: 0 K: 0 S: 3	H: 0 LOB: 0 BB: 0 P: 3	R: 2 E: 1 K: 0 S: 6	H: 3 LOB: 2 BB: 1 P: 10	R: 0 E: 1 K: 0 S: 4	H: 1 LOB: 1 BB: 0 P: 4	1B: 6 2B: 3 3B: 0 HR: 0	SF: 0 SAC: 0 DP: 3 HBP: 0	WP: 0 PB: 0 SB: 0 CS: 0	PA: 40					
<b>PITCHER</b>	IP	WLS	BF	H	R	ER	SO	BB	IBB	HBP	BLK	WP	HR	S	P	ERA	WHIP										
<b>Bill Bonham, R</b> ERA: 3.92 (1, 1)	6.0	W	26	5	4	4	6	5	0	0	0	0	0	33	53	6.00	1.667										
<b>Darold Knowles, L</b> ERA: 5.98 (7, 1)	2.0		10	3	2	2	0	1	0	0	0	0	0	9	13	9.00	2.000										
<b>Oscar Zamora, R</b> ERA: 3.5 (9, 1)	1.0		4	1	0	0	0	0	0	0	0	0	0	4	4	0.00	1.000										

**Chicago Cubs @ Montreal Expos**  
Jarry Park, Montreal, QB  
Tue Jun 24 1975, 3:33 AM EDT  
Att: 17,021 - Sunny - 83 F

AB 34  
R 6  
H 9  
RBI 5  
BB 6  
SO 6  
LOB 19





Batter	1	2	3	4	5	6	7	8	9	AB	R	H	RBI	BB	SO	LOB	TOP					
Don Kessinger, S (1, 6) OBP: 0.336, SLG: 0.376										5	1	2	0	0	0	1						
Jose Cardenal, R (1, 7) OBP: 0.397, SLG: 0.406										4	1	2	1	0	0	1						
Bill Madlock, R (1, 5) OBP: 0.394, SLG: 0.482										5	1	1	0	0	1	3						
Jerry Morales, R (1, 9) OBP: 0.345, SLG: 0.407										4	0	0	0	0	0	2						
Rick Monday, L (1, 8) OBP: 0.392, SLG: 0.448										2	1	0	0	2	0	0						
Andre Thornton, R (1, 3) OBP: 0.424, SLG: 0.492										3	1	1	1	1	1	1						
Manny Trillo, R (1, 4) OBP: 0.326, SLG: 0.363										4	1	1	2	0	0	2						
Steve Swisher, R (1, 2) OBP: 0.269, SLG: 0.232										4	0	1	1	0	0	1						
Rick Reuschel, R (1, 1) OBP: 0.143, SLG: 0.206										2	0	0	0	1	0	0						
Darold Knowles, L (7, 1) OBP: 0.222, SLG: 0.125										0	0	0	0	0	0	0						
Oscar Zamora, R (7, 1) OBP: 0.200, SLG: 0.200										0	0	0	0	0	0	0						
Ralph LaCock, L (8, PH) OBP: 0.332, SLG: 0.346										1	0	0	0	0	0	1						
Tom Detmore, L (8, 1) OBP: 0.687, SLG: 0.667										0	0	0	0	0	0	0						
<b>Inning Stats</b>	R: 1 E: 0 K: 0 S: 4	H: 1 LOB: 0 BB: 0 P: 4	R: 0 E: 0 K: 0 S: 3	H: 0 LOB: 0 BB: 0 P: 3	R: 0 E: 0 K: 0 S: 4	H: 1 LOB: 2 BB: 1 P: 8	R: 0 E: 0 K: 1 S: 5	H: 0 LOB: 1 BB: 1 P: 9	R: 0 E: 0 K: 0 S: 3	H: 0 LOB: 0 BB: 0 P: 3	R: 3 E: 1 K: 0 S: 5	H: 2 LOB: 1 BB: 2 P: 13	R: 0 E: 0 K: 1 S: 6	H: 1 LOB: 0 BB: 0 P: 6	R: 2 E: 1 K: 0 S: 6	H: 3 LOB: 1 BB: 0 P: 6	R: 0 E: 0 K: 0 S: 3	H: 0 LOB: 0 BB: 0 P: 3	1B: 5 2B: 1 3B: 2 HR: 0	SF: 1 SAC: 0 DP: 0 HBP: 0	WP: 0 PB: 0 SB: 1 CS: 0	PA: 39
<b>PITCHER</b>	IP WLS BF H R ER SO BB IBB HBP BLK WP HR S P ERA WHIP																					
Dennis Blair, R (1, 1) ERA: 3.17	7.0 W 30 5 4 3 2 3 1 0 0 0 0 0 30 46 3.86 1.143																					
Dale Murray, R (8, 1) ERA: 5.16	2.0 9 3 2 1 0 0 0 0 0 0 0 0 9 9 4.50 1.500																					

Chicago Cubs @ Montreal Expos  
Jarry Park, Montreal, QB  
Wed Jun 25 1975, 7:05 PM EDT  
Att: 9,680 - Unknown - 75 F

AB	34
R	6
H	8
RBI	5
BB	4
SO	2
LOB	12



Batter	1	2	3	4	5	6	7	8	9	AB	R	H	RBI	BB	SO	LOB	BOTTOM			
Pepe Mangual, R (1, 8) OBP: 0.342, SLG: 0.372										4	3	3	4	1	0	0				
Tim Foli, R (1, 6) OBP: 0.284, SLG: 0.256										5	1	1	1	0	0	3				
Mike Jorgensen, L (1, 3) OBP: 0.357, SLG: 0.387										5	1	1	2	0	1	2				
Larry Bittner, L (1, 9) OBP: 0.408, SLG: 0.474										3	0	1	0	0	1	0				
Jose Morales, R (7, PH) OBP: 0.391, SLG: 0.526										1	1	1	2	0	0	0				
Tony Scott, S (8, 7) OBP: 0.254, SLG: 0.231										1	0	0	0	0	0	0				
Bob Bailey, R (1, 7) OBP: 0.395, SLG: 0.394										4	0	0	0	0	3	2				
Barry Foote, R (8, 2) OBP: 0.239, SLG: 0.272										1	0	1	0	0	0	0				
Pete Mackanin, R (1, 4) OBP: 0.358, SLG: 0.496										5	1	2	1	0	1	2				
Gary Carter, R (1, 2) OBP: 0.367, SLG: 0.447										4	1	1	0	0	0	3				
Larry Parrish, R (1, 5) OBP: 0.298, SLG: 0.410										4	3	2	1	0	1	0				
Dennis Blair, R (1, 1) OBP: 0.208, SLG: 0.174										1	0	0	0	0	0	0				
Pat Scanlon, L (7, PH) OBP: 0.299, SLG: 0.367										2	1	1	1	0	0	1				
Dale Murray, R (8, 1) ERA: 5.02										0	0	0	0	0	0	0				
<b>Inning Stats</b>	R: 0 E: 0 K: 0 S: 3	H: 0 LOB: 0 BB: 0 P: 3	R: 0 E: 1 K: 1 S: 6	H: 0 LOB: 1 BB: 0 P: 6	R: 1 E: 0 K: 2 S: 8	H: 1 LOB: 1 BB: 1 P: 12	R: 0 E: 0 K: 2 S: 8	H: 1 LOB: 1 BB: 0 P: 8	R: 1 E: 0 K: 0 S: 5	H: 2 LOB: 1 BB: 0 P: 5	R: 0 E: 0 K: 2 S: 8	H: 1 LOB: 1 BB: 0 P: 8	R: 10 E: 2 K: 0 S: 13	H: 8 LOB: 0 BB: 0 P: 13	R: 0 E: 0 K: 0 S: 4	H: 1 LOB: 1 BB: 0 P: 4	1B: 11 2B: 1 3B: 1 HR: 1	SF: 0 SAC: 1 DP: 0 HBP: 0	WP: 0 PB: 0 SB: 0 CS: 0	PA: 42
<b>PITCHER</b>	IP WLS BF H R ER SO BB IBB HBP BLK WP HR S P ERA WHIP																			
Rick Reuschel, R (1, 1) ERA: 3.66	6.1 L 29 6 5 5 7 1 0 0 0 0 0 0 2 2 7.11 1.105																			
Darold Knowles, L (7, 1) ERA: 8.42	0.0 2 2 1 0 0 0 0 0 0 0 0 0 2 2 8.00 1.500																			
Oscar Zamora, R (7, 1) ERA: 4.47	0.2 7 5 6 4 0 0 0 0 0 0 0 1 7 7 54.00 7.500																			
Tom Detmore, R (8, 1) ERA: 5.02	1.0 4 1 0 0 0 0 0 0 0 0 0 0 4 4 0.00 1.000																			

Chicago Cubs @ Montreal Expos  
Jarry Park, Montreal, QB  
Wed Jun 25 1975, 7:05 PM EDT  
Att: 9,680 - Unknown - 75 F

AB	40
R	12
H	14
RBI	12
BB	1
SO	7
LOB	13





Batter	1	2	3	4	5	6	7	8	9	AB	R	H	RBI	BB	SO	LOB	TOP			
Lou Brock, L (1,7) OBP: 0.348, SLG: 0.418	F7			CS 2B		WP E 1B		F3	CI	4	0	2	0	0	0	1				
Ted Sizemore, R (1,4) OBP: 0.320, SLG: 0.319	5-3			F3				HR	F7	4	1	1	2	1	0	2				
Willie Davis, L (1,9) OBP: 0.280, SLG: 0.419	1-3			K		G3		K	4-3	5	0	0	0	0	2	5				
Reggie Smith, S (1,3) OBP: 0.397, SLG: 0.585		L5				F7				2	1	0	0	2	0	0				
Ted Simmons, S (1,2) OBP: 0.376, SLG: 0.494		5-3								4	1	1	0	0	0	2				
Luis Melendez, R (1,8) OBP: 0.276, SLG: 0.344		6-3								2	0	1	0	1	0	0				
Ken Reitz, R (1,5) OBP: 0.305, SLG: 0.348				F9		G4-6-3				3	0	1	2	1	0	2				
Mario Guerrero, R (1,6) OBP: 0.274, SLG: 0.275				6-3						4	0	0	0	0	0	5				
Lynn McGlothen, L (1,1) OBP: 0.026, SLG: 0.026										2	0	0	0	0	1	0				
Doug Howard, R (8, PH) OBP: 0.286, SLG: 0.286										1	0	1	0	0	0	0				
Mike Tyson, R (8, PR) OBP: 0.339, SLG: 0.415				K						0	1	0	0	0	0	0				
Mike Garman, R (8,1)										1	0	0	0	0	1	0				
<b>Inning Stats</b>	R: 0 E: 0 K: 0 S: 3	H: 0 LOB: 0 BB: 0 P: 3	R: 0 E: 0 K: 0 S: 3	H: 0 LOB: 0 BB: 0 P: 3	R: 0 E: 0 K: 1 S: 5	H: 0 LOB: 0 BB: 0 P: 5	R: 0 E: 0 K: 1 S: 5	H: 1 LOB: 1 BB: 0 P: 5	R: 0 E: 1 K: 0 S: 4	H: 1 LOB: 2 BB: 1 P: 8	R: 0 E: 1 K: 0 S: 3	H: 0 LOB: 2 BB: 2 P: 11	R: 4 E: 1 K: 1 S: 10	H: 4 LOB: 2 BB: 1 P: 14	R: 0 E: 1 K: 1 S: 6	H: 0 LOB: 1 BB: 0 P: 6	1B: 4 2B: 2 3B: 1 HR: 1	SF: 0 SAC: 1 DP: 3 HBP: 0	WP: 1 PB: 0 SB: 1 CS: 1	PA: 39
<b>PITCHER</b>	IP WLS BF H R ER SO BB IBB HBP BLK WP HR S P ERA WHIP																			
Woody Fryman, L (1,1) ERA: 2.57	8.0 L 35 7 4 2 3 4 1 0 0 1 1 36 56 2.25 1.375																			
Dan Warthen, L (9,1) ERA: 3.95	1.0 4 0 0 0 1 0 0 0 0 0 0 6 6 0.00 0.000																			

St. Louis Cardinals @ Montreal Expos  
Jarry Park, Montreal, QB  
Thu Jun 26 1975, 7:05 PM EDT  
Att: 11,173 - Unknown - 79 F

AB 32  
R 4  
H 7  
RBI 4  
BB 5  
SO 4  
LOB 17



Batter	1	2	3	4	5	6	7	8	9	AB	R	H	RBI	BB	SO	LOB	BOTTOM			
Pepe Manguat, R (1,8) OBP: 0.346, SLG: 0.372	F8-3 BB		F4							3	1	1	0	2	1	1				
Tim Foli, R (1,6) OBP: 0.287, SLG: 0.264	F8-3									4	1	2	0	0	1	2				
Pat Scanlon, L (9, PH) OBP: 0.295, SLG: 0.363	1-2			4-3 1-3 2B						1	0	0	0	0	0	2				
Mike Jorgensen, L (1,3) OBP: 0.356, SLG: 0.384	K			4-3						4	1	1	0	0	1	2				
Larry Bittner, L (1,7) OBP: 0.426, SLG: 0.487										1	0	1	0	3	0	0				
Barry Foote, R (1,2) OBP: 0.234, SLG: 0.266		6-3								4	0	0	2	0	0	5				
Tony Scott, S (8, PR) OBP: 0.254, SLG: 0.231		6-3								0	0	0	0	0	0	0				
Pete Mackanin, R (1,4) OBP: 0.354, SLG: 0.483										3	0	0	0	1	2	3				
Gary Carter, R (1,9) OBP: 0.365, SLG: 0.448										4	0	1	0	0	1	2				
Larry Parrish, R (1,5) OBP: 0.292, SLG: 0.401										4	0	0	0	0	0	2				
Woody Fryman, R (1,1) OBP: 0.161, SLG: 0.200										3	0	0	0	0	0	2				
Dan Warthen, S (9,1) OBP: 0.167, SLG: 0.167										0	0	0	0	0	0	0				
Bob Bailey, R (9, PH) OBP: 0.390, SLG: 0.394										0	0	0	0	1	0	0				
Larry Lintz, S (9, PR) OBP: 0.324, SLG: 0.203										0	0	0	0	0	0	0				
<b>Inning Stats</b>	R: 0 E: 0 K: 1 S: 4	H: 0 LOB: 1 BB: 1 P: 8	R: 0 E: 0 K: 1 S: 6	H: 1 LOB: 0 BB: 0 P: 6	R: 0 E: 0 K: 0 S: 3	H: 0 LOB: 0 BB: 0 P: 3	R: 1 E: 0 K: 1 S: 6	H: 1 LOB: 1 BB: 1 P: 10	R: 0 E: 0 K: 0 S: 3	H: 1 LOB: 1 BB: 1 P: 7	R: 0 E: 0 K: 1 S: 5	H: 0 LOB: 1 BB: 1 P: 9	R: 2 E: 0 K: 1 S: 7	H: 2 LOB: 1 BB: 1 P: 11	R: 0 E: 0 K: 0 S: 3	H: 0 LOB: 2 BB: 2 P: 11	1B: 3 2B: 4 3B: 0 HR: 0	SF: 0 SAC: 0 DP: 2 HBP: 0	WP: 0 PB: 2 SB: 0 CS: 0	PA: 38
<b>PITCHER</b>	IP WLS BF H R ER SO BB IBB HBP BLK WP HR S P ERA WHIP																			
Lynn McGlothen, R (1,1) ERA: 3.49	7.0 W 27 4 1 1 5 2 2 0 0 0 0 33 49 1.29 0.857																			
Mike Garman, R (8,1) ERA: 2.16	2.0 S 11 2 2 1 1 3 0 0 0 0 0 10 22 4.50 2.500																			

St. Louis Cardinals @ Montreal Expos  
Jarry Park, Montreal, QB  
Thu Jun 26 1975, 7:05 PM EDT  
Att: 11,173 - Unknown - 79 F

AB 31  
R 3  
H 6  
RBI 2  
BB 7  
SO 6  
LOB 21



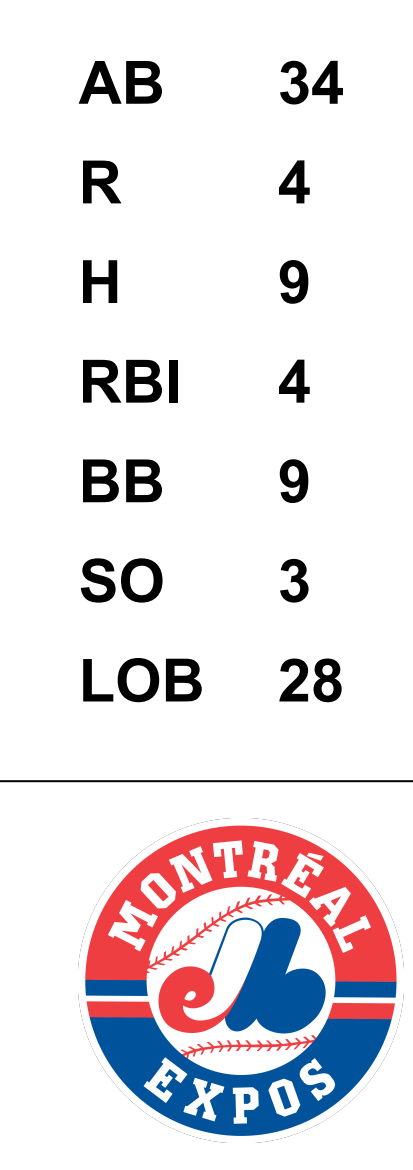


Batter	1	2	3	4	5	6	7	8	9	AB	R	H	RBI	BB	SO	LOB	TOP		
Lou Brock, L OBP: 0.353, SLG: 0.426 (1, 7)	4-3		S 2H 1B		1-2 2B 1B			F8	1-3 2H 2B	5	1	3	2	0	0	0	<b>St. Louis Cardinals @ Montreal Expos</b> Jarry Park, Montreal, QB Fri Jun 27 1975, 7:05 PM EDT Unknown - 82 F		
Ted Sizemore, R OBP: 0.322, SLG: 0.324 (1, 4)	K		F9		1-H 2H 2B			4-3 1B	1-6-3	5	0	2	2	0	1	3			
Willie Davis, L OBP: 0.276, SLG: 0.412 Luis Melendez, R OBP: 0.278, SLG: 0.344 (1, 9) (8, 9)	3-1			G3	4-3			4-3		4	0	0	0	0	0	2			
Reggie Smith, S OBP: 0.389, SLG: 0.571 (1, 3)		F8		F9		K		F8		4	0	0	0	0	1	1			
Bake McBride, L OBP: 0.301, SLG: 0.341 (1, 8)	4-3			K		4-3		1B	3B	4	1	1	0	0	1	0			
Ken Reitz, R OBP: 0.304, SLG: 0.346 (1, 5)	5-3				K	F4		1B	2B 1B	4	1	1	1	0	1	0			
Ken Rudolph, R OBP: 0.172, SLG: 0.172 (1, 2)			WP 1B		6-3			5-3	L5	4	1	1	0	0	0	1			
Mike Tyson, R OBP: 0.333, SLG: 0.421 (1, 6)			F8		1-2 1B 2B			F2	F6	4	1	1	0	0	0	2			
Bob Gibson, R OBP: 0.222, SLG: 0.130 Ron Bryant, S (7, 1) Greg Terlecky, R OBP: 0.500, SLG: 0.500 Mike Garman, R (9, 1)			K		2H 2B 1B			6-3	2B 1B	3	1	1	1	0	1	1			
<b>Inning Stats</b>	R: 0 E: 0 K: 1 S: 5	H: 0 LOB: 0 BB: 0 P: 5	R: 0 E: 0 K: 0 S: 3	H: 0 LOB: 0 BB: 0 P: 3	R: 1 E: 0 K: 1 S: 7	H: 2 LOB: 1 BB: 0 P: 7	R: 0 E: 0 K: 1 S: 5	H: 0 LOB: 0 BB: 0 P: 5	R: 3 E: 0 K: 1 S: 9	H: 4 LOB: 1 BB: 0 P: 9	R: 0 E: 0 K: 0 S: 3	H: 0 LOB: 0 BB: 0 P: 3	R: 0 E: 0 K: 0 S: 4	H: 1 LOB: 1 BB: 0 P: 4	R: 2 E: 0 K: 0 S: 7	H: 4 LOB: 2 BB: 0 P: 7		1B: 7 2B: 3 3B: 1 HR: 0	SF: 0 SAC: 0 DP: 0 HBP: 0
<b>PITCHER</b>	IP WLS BF H R ER SO BB IBB HBP BLK WP HR S P ERA WHIP	IP WLS BF H R ER SO BB IBB HBP BLK WP HR S P ERA WHIP	IP WLS BF H R ER SO BB IBB HBP BLK WP HR S P ERA WHIP	IP WLS BF H R ER SO BB IBB HBP BLK WP HR S P ERA WHIP	IP WLS BF H R ER SO BB IBB HBP BLK WP HR S P ERA WHIP	IP WLS BF H R ER SO BB IBB HBP BLK WP HR S P ERA WHIP	IP WLS BF H R ER SO BB IBB HBP BLK WP HR S P ERA WHIP	IP WLS BF H R ER SO BB IBB HBP BLK WP HR S P ERA WHIP	IP WLS BF H R ER SO BB IBB HBP BLK WP HR S P ERA WHIP	IP WLS BF H R ER SO BB IBB HBP BLK WP HR S P ERA WHIP	IP WLS BF H R ER SO BB IBB HBP BLK WP HR S P ERA WHIP	IP WLS BF H R ER SO BB IBB HBP BLK WP HR S P ERA WHIP	IP WLS BF H R ER SO BB IBB HBP BLK WP HR S P ERA WHIP	IP WLS BF H R ER SO BB IBB HBP BLK WP HR S P ERA WHIP	IP WLS BF H R ER SO BB IBB HBP BLK WP HR S P ERA WHIP	IP WLS BF H R ER SO BB IBB HBP BLK WP HR S P ERA WHIP	IP WLS BF H R ER SO BB IBB HBP BLK WP HR S P ERA WHIP		
Steve Rogers, R ERA: 2.4 Donald DeMola, R ERA: 2.42 Dale Murray, R ERA: 5.7	6.0 L 24 6 4 4 5 0 0 0 0 1 0 34 34 6.00 1.000	2.0 7 1 0 0 0 0 0 0 0 0 0 0 7 7 0.00 0.500	1.0 7 4 2 2 0 0 0 0 0 0 0 0 7 7 18.00 4.000																

AB 38  
R 6  
H 11  
RBI 6  
BB 0  
SO 5  
LOB 10



Batter	1	2	3	4	5	6	7	8	9	AB	R	H	RBI	BB	SO	LOB	BOTTOM				
Pepe Mangual, R OBP: 0.346, SLG: 0.374 (1, 8)	6-3 S 1B		F4		F9		BB 2B 1B	SH3		4	1	2	0	0	0	1	<b>St. Louis Cardinals @ Montreal Expos</b> Jarry Park, Montreal, QB Fri Jun 27 1975, 7:05 PM EDT Unknown - 82 F				
Tim Foli, R OBP: 0.292, SLG: 0.268 (1, 6)	6-3		BB 1B		1B		BB 2B 1B BB	G3		4	1	2	0	1	0	2					
Mike Jorgensen, L OBP: 0.355, SLG: 0.380 Nate Colbert, R OBP: 0.218, SLG: 0.267 (1, 3) (7, PH) (8, 3)	4-3		BB		L3		K	6-3		2	0	0	0	1	0	2					
Larry Bittner, L OBP: 0.417, SLG: 0.475 Bary Foote, R OBP: 0.237, SLG: 0.274 (1, 9) (7, PH) (8, 2)	6-3		F6				1-3 2H 1B 2B	1-3		3	0	0	0	0	0	4					
Bob Bailey, R OBP: 0.407, SLG: 0.417 (1, 7)	5-3			SH1-4 1B		BB BB BB	BB BB 1B	F8 1B 2B		4	1	3	2	1	0	0					
Gary Carter, R OBP: 0.371, SLG: 0.446 (1, 2) (8, 9)	K			SH1-4		BB BB BB	BB BB BB	1B BB		1	0	0	0	3	1	0					
Pete Mackanin, R OBP: 0.348, SLG: 0.467 (1, 4)	F8			F7		BB BB BB	BB BB BB	F7		4	0	0	0	1	0	5					
Larry Parrish, R OBP: 0.289, SLG: 0.396 (1, 5)	5-3			F8			F7 K			5	0	1	1	0	1	6					
Steve Rogers, R ERA: 2.4 Pat Scanlon, R ERA: 3.71 Donald DeMola, R ERA: 2.42 Larry Lintz, S ERA: 3.71 Dale Murray, R ERA: 5.7 Jose Morales, R OBP: 0.372, SLG: 0.513 (1, 1) (5, PH) (7, 1) (8, PH) (9, 1) (9, PH)			BB		F9		1-3		L3	1	0	0	0	1	0	0					
<b>Inning Stats</b>	R: 0 E: 0 K: 0 S: 4	H: 1 LOB: 1 BB: 0 P: 4	R: 0 E: 0 K: 1 S: 5	H: 0 LOB: 0 BB: 0 P: 5	R: 0 E: 0 K: 0 S: 4	H: 1 LOB: 3 BB: 2 P: 12	R: 0 E: 0 K: 0 S: 4	H: 1 LOB: 1 BB: 0 P: 4	R: 0 E: 0 K: 0 S: 4	H: 1 LOB: 1 BB: 0 P: 4	R: 0 E: 0 K: 0 S: 3	H: 0 LOB: 3 BB: 3 P: 15	R: 3 E: 0 K: 2 S: 10	H: 3 LOB: 2 BB: 2 P: 18	R: 0 E: 0 K: 0 S: 3	H: 0 LOB: 1 BB: 1 P: 7		R: 1 E: 0 K: 0 S: 5	H: 2 LOB: 2 BB: 1 P: 9	1B: 7 2B: 2 3B: 0 HR: 0	SF: 0 SAC: 2 DP: 0 HBP: 0
<b>PITCHER</b>	IP WLS BF H R ER SO BB IBB HBP BLK WP HR S P ERA WHIP	IP WLS BF H R ER SO BB IBB HBP BLK WP HR S P ERA WHIP	IP WLS BF H R ER SO BB IBB HBP BLK WP HR S P ERA WHIP	IP WLS BF H R ER SO BB IBB HBP BLK WP HR S P ERA WHIP	IP WLS BF H R ER SO BB IBB HBP BLK WP HR S P ERA WHIP	IP WLS BF H R ER SO BB IBB HBP BLK WP HR S P ERA WHIP	IP WLS BF H R ER SO BB IBB HBP BLK WP HR S P ERA WHIP	IP WLS BF H R ER SO BB IBB HBP BLK WP HR S P ERA WHIP	IP WLS BF H R ER SO BB IBB HBP BLK WP HR S P ERA WHIP	IP WLS BF H R ER SO BB IBB HBP BLK WP HR S P ERA WHIP	IP WLS BF H R ER SO BB IBB HBP BLK WP HR S P ERA WHIP	IP WLS BF H R ER SO BB IBB HBP BLK WP HR S P ERA WHIP	IP WLS BF H R ER SO BB IBB HBP BLK WP HR S P ERA WHIP	IP WLS BF H R ER SO BB IBB HBP BLK WP HR S P ERA WHIP	IP WLS BF H R ER SO BB IBB HBP BLK WP HR S P ERA WHIP	IP WLS BF H R ER SO BB IBB HBP BLK WP HR S P ERA WHIP	IP WLS BF H R ER SO BB IBB HBP BLK WP HR S P ERA WHIP				
Bob Gibson, R ERA: 4.79 Ron Bryant, L ERA: 3.71 Greg Terlecky, R ERA: 2.7 Mike Garman, R ERA: 2.12	6.0 W 29 5 2 2 1 6 0 0 0 0 0 0 25 49 3.00 1.833	0.1 2 1 0 0 1 0 0 0 0 0 0 0 4 4 0.00 3.000	2.0 11 2 2 2 1 3 0 0 0 0 0 0 10 22 9.00 2.500	0.2 S 3 1 0 0 0 0 0 0 0 0 0 3 3 0.00 1.500																	





Batter	1	2	3	4	5	6	7	8	9	AB	R	H	RBI	BB	SO	LOB	TOP																	
<b>Lou Brock, L</b> OBP: 0.361, SLG: 0.437 (1, 7)										5	1	4	0	0	0	0	<b>St. Louis Cardinals @ Montreal Expos</b> Jarry Park, Montreal, QB Fri Jun 27 1975, 7:05 PM EDT Att: 20,089 - Unknown																	
<b>Ted Sizemore, R</b> OBP: 0.323, SLG: 0.335 (1, 4)										4	1	1	2	1	0	3																		
<b>Reggie Smith, S</b> OBP: 0.390, SLG: 0.570 (1, 3)										4	1	1	0	1	0	2																		
<b>Ted Simmons, S</b> OBP: 0.380, SLG: 0.498 (1, 2)										4	0	2	0	1	0	1																		
<b>Bake McBride, L</b> OBP: 0.300, SLG: 0.338 (1, 8) <b>Dick Billings, R</b> (9, PH)										4	1	1	1	0	1	2																		
<b>Luis Melendez, R</b> OBP: 0.288, SLG: 0.344 (1, 9)										3	0	1	0	2	0	3																		
<b>Ken Reitz, R</b> OBP: 0.305, SLG: 0.348 (1, 5)										4	0	1	1	1	1	6																		
<b>Mario Guerrero, R</b> OBP: 0.267, SLG: 0.268 (8, PH) <b>Doug Howard, R</b> OBP: 0.267, SLG: 0.267 (8, PH) <b>Mike Barlow, L</b> (8, 1)										3	0	0	0	0	1	7																		
<b>Ron Reed, R</b> OBP: 0.238, SLG: 0.293 (1, 1) <b>Ken Rudolph, R</b> OBP: 0.167, SLG: 0.167 (8, PH) <b>Mike Tyson, R</b> OBP: 0.333, SLG: 0.421 (8, 6)										1	0	0	0	0	1	0																		
<b>Inning Stats</b>	R: 2 E: 1 K: 0 S: 6	H: 2 LOB: 3 BB: 2 P: 14	R: 0 E: 0 K: 0 S: 3	H: 1 LOB: 0 BB: 0 P: 3	R: 1 E: 0 K: 0 S: 5	H: 2 LOB: 2 BB: 2 P: 13	R: 0 E: 0 K: 0 S: 2	H: 0 LOB: 0 BB: 1 P: 6	R: 1 E: 0 K: 1 S: 7	H: 2 LOB: 1 BB: 0 P: 7	R: 0 E: 0 K: 0 S: 4	H: 1 LOB: 1 BB: 0 P: 4	R: 0 E: 0 K: 2 S: 8	H: 1 LOB: 1 BB: 0 P: 8	R: 0 E: 0 K: 1 S: 6	H: 1 LOB: 1 BB: 1 P: 10		R: 0 E: 0 K: 1 S: 6	H: 1 LOB: 2 BB: 1 P: 10	1B: 6 2B: 4 3B: 0 HR: 1	SF: 0 SAC: 0 DP: 1 HBP: 0	WP: 1 PB: 0 SB: 3 CS: 1	PA: 43											
<b>PITCHER</b>	IP WLS BF H R ER SO BB IBB HBP BLK WP HR S P ERA WHIP																																	
<b>Don Stanhouse, R</b> ERA: 6.94 (1, 1)	3.0	W	18	5	3	3	0	3	1	0	0	0	0	1	14	30	9.00	2.667																
<b>Dan Warthen, L</b> ERA: 3.44 (4, 1)	6.0	W	25	6	1	1	5	2	0	0	1	1	0	33	41	1.50	1.333																	

Batter	1	2	3	4	5	6	7	8	9	AB	R	H	RBI	BB	SO	LOB	BOTTOM																
<b>Pepe Manguat, R</b> OBP: 0.350, SLG: 0.376 (1, 8)										4	3	2	0	0	0	1	<b>St. Louis Cardinals @ Montreal Expos</b> Jarry Park, Montreal, QB Fri Jun 27 1975, 7:05 PM EDT Att: 20,089 - Unknown																
<b>Tim Foli, R</b> OBP: 0.295, SLG: 0.271 (1, 6)										4	0	2	1	0	0	2																	
<b>Mike Jorgensen, L</b> OBP: 0.354, SLG: 0.378 (1, 3)										4	0	1	1	0	1	2																	
<b>Larry Bittner, L</b> OBP: 0.419, SLG: 0.472 (1, 9)										3	0	1	1	1	0	1																	
<b>Bob Bailey, R</b> OBP: 0.397, SLG: 0.406 (1, 7) <b>Tony Scott, S</b> OBP: 0.252, SLG: 0.229 (8, 7)										3	0	0	0	0	2	4																	
<b>Pete Mackanin, R</b> OBP: 0.346, SLG: 0.476 (1, 4)										4	1	1	0	0	0	0																	
<b>Larry Parrish, R</b> OBP: 0.284, SLG: 0.388 (1, 5)										4	0	0	0	0	1	1																	
<b>Barry Foote, R</b> OBP: 0.233, SLG: 0.271 (1, 2)										2	0	0	1	0	0	0																	
<b>Don Stanhouse, R</b> OBP: 0.333, SLG: 0.333 (1, 1) <b>Pat Scanlon, L</b> OBP: 0.300, SLG: 0.358 (3, PH) <b>Dan Warthen, S</b> OBP: 0.125, SLG: 0.125 (4, 1)										0	0	0	0	0	0	0																	
<b>Inning Stats</b>	R: 0 E: 0 K: 0 S: 3	H: 1 LOB: 0 BB: 0 P: 3	R: 0 E: 0 K: 1 S: 5	H: 0 LOB: 0 BB: 0 P: 5	R: 2 E: 0 K: 1 S: 8	H: 3 LOB: 3 BB: 2 P: 16	R: 1 E: 0 K: 1 S: 6	H: 1 LOB: 0 BB: 0 P: 6	R: 1 E: 0 K: 1 S: 7	H: 2 LOB: 1 BB: 0 P: 7	R: 0 E: 0 K: 0 S: 3	H: 0 LOB: 0 BB: 0 P: 3	R: 1 E: 2 K: 0 S: 5	H: 0 LOB: 1 BB: 0 P: 5	R: 0 E: 0 K: 0 S: 3	H: 0 LOB: 0 BB: 0 P: 3		1B: 6 2B: 0 3B: 1 HR: 0	SF: 1 SAC: 0 DP: 1 HBP: 0	WP: 0 PB: 0 SB: 2 CS: 0	PA: 34												
<b>PITCHER</b>	IP WLS BF H R ER SO BB IBB HBP BLK WP HR S P ERA WHIP																																
<b>Ron Reed, R</b> ERA: 3.53 (1, 1)	7.0	L	31	7	5	4	4	2	0	0	0	0	0	3	3	0.00	0.000																
<b>Mike Barlow, R</b> ERA: 7.2 (8, 1)	1.0		3	0	0	0	0	0	0	0	0	0	0	3	3	0.00	0.000																





Batter	1	2	3	4	5	6	7	8	9	10	AB	R	H	RBI	BB	SO	LOB	TOP											
Luis Melendez, R OBP: 0.295, SLG: 0.346 Bake McBride, L OBP: 0.296, SLG: 0.333 (7, 8)											2	1	1	0	1	1	1	<b>St. Louis Cardinals @ Montreal Expos</b> Jarry Park, Montreal, QB Sat Jun 28 1975, 7:05 PM EDT Att: 18,640 - Unknown - 79 F											
Mike Tyson, R OBP: 0.338, SLG: 0.419 (1, 4) (9, 6)											5	0	2	0	0	1	2												
Reggie Smith, S OBP: 0.390, SLG: 0.563 (1, 9) (9, 3)											4	0	1	0	1	1	1												
Ted Simmons, S OBP: 0.384, SLG: 0.502 (1, 7) (9, 2)											4	2	2	0	1	0	3												
Ken Reitz, R OBP: 0.311, SLG: 0.356 (1, 5)											3	0	2	2	1	0	0												
Doug Howard, R OBP: 0.211, SLG: 0.211 Ted Sizemore, R OBP: 0.325, SLG: 0.335 (1, 3) (9, 4)											4	0	0	0	0	0	5												
Ken Rudolph, R OBP: 0.176, SLG: 0.152 Al Hrabosky, R OBP: 0.400, SLG: 0.250 Ron Fairly, L OBP: 0.425, SLG: 0.420 Mike Barlow, L OBP: 0.296, SLG: 0.333 (1, 2) (9, 1) (10, PH) (10, 1) (10, 1)											3	0	0	0	1	1	3		<b>AB 35</b> <b>R 3</b> <b>H 9</b> <b>RBI 3</b> <b>BB 6</b> <b>SO 6</b> <b>LOB 16</b>										
Mario Guerrero, R OBP: 0.260, SLG: 0.261 Lou Brock, L OBP: 0.359, SLG: 0.435 (1, 6) (9, PH) (9, 7)											3	0	0	0	0	1	1												
John Denny, R OBP: 0.091, SLG: 0.091 Willie Davis, L OBP: 0.275, SLG: 0.410 (1, 1) (9, PH) (9, 9)											2	0	0	0	0	0	0												
<b>Inning Stats</b>	R: 1 E: 1 K: 1 S: 7	H: 2 LOB: 2 BB: 1 P: 11	R: 0 E: 0 K: 1 S: 5	H: 0 LOB: 1 BB: 1 P: 9	R: 0 E: 0 K: 0 S: 4	H: 1 LOB: 3 BB: 2 P: 12	R: 0 E: 0 K: 0 S: 3	H: 0 LOB: 0 BB: 0 P: 7	R: 1 E: 0 K: 0 S: 4	H: 2 LOB: 0 BB: 0 P: 4	R: 0 E: 0 K: 0 S: 3	H: 0 LOB: 0 BB: 0 P: 3	R: 0 E: 0 K: 1 S: 6	H: 1 LOB: 1 BB: 0 P: 6	R: 0 E: 0 K: 1 S: 5	H: 0 LOB: 0 BB: 0 P: 5	R: 0 E: 0 K: 1 S: 5			H: 0 LOB: 0 BB: 0 P: 5	R: 1 E: 0 K: 1 S: 7	H: 3 LOB: 2 BB: 1 P: 11	1B: 7 2B: 2 3B: 0 HR: 0	SF: 1 SAC: 1 DP: 0 HBP: 0	WP: 0 PB: 0 SB: 0 CS: 0	PA: 43			
<b>PITCHER</b>	IP 6.0	WLS 2	BF 27	H 5	R 2	ER 2	SO 2	BB 3	IBB 0	HBP 0	BLK 0	WP 0	HR 0	S 26	P 46	ERA 3.00	WHIP 1.333												
Fred Scherman, L ERA: 3.59 Donald DeMola, R ERA: 2.4 (1, 1) (7, 1)	4.0	L	16	4	1	1	4	0	1	0	0	0	0	0	23	27	2.25	1.000											

Batter	1	2	3	4	5	6	7	8	9	10	AB	R	H	RBI	BB	SO	LOB	BOTTOM										
Pepe Mangual, R OBP: 0.348, SLG: 0.376 (1, 8)											5	1	1	0	0	2	3	<b>St. Louis Cardinals @ Montreal Expos</b> Jarry Park, Montreal, QB Sat Jun 28 1975, 7:05 PM EDT Att: 18,640 - Unknown - 79 F										
Tim Foli, R OBP: 0.301, SLG: 0.275 (1, 6)											4	1	2	0	1	0	2											
Mike Jorgensen, L OBP: 0.352, SLG: 0.376 Nate Colbert, R OBP: 0.216, SLG: 0.266 (1, 3) (9, PH) (10, 3)											4	0	1	1	0	2	4											
Larry Blittner, L OBP: 0.426, SLG: 0.472 (1, 7)											4	0	2	0	1	0	2											
Gary Carter, R OBP: 0.372, SLG: 0.445 (1, 2)											5	0	2	1	0	1	3											
Pat Scanton, L OBP: 0.284, SLG: 0.337 Larry Parrish, R OBP: 0.284, SLG: 0.388 (1, 5) (10, PR)											5	0	0	0	0	1	6											
Tony Scott, S OBP: 0.250, SLG: 0.245 (1, 9)											5	0	1	0	0	0	5											
Larry Lintz, S OBP: 0.320, SLG: 0.197 (1, 4)											4	0	0	0	0	1	1											
Fred Scherman, L OBP: 0.143, SLG: 0.286 Bob Bailey, R OBP: 0.402, SLG: 0.406 Donald DeMola, R (1, 1) (6, PH) (7, 1)											2	0	1	0	0	0	0											
<b>Inning Stats</b>	R: 0 E: 1 K: 1 S: 7	H: 1 LOB: 2 BB: 0 P: 7	R: 0 E: 0 K: 0 S: 3	H: 0 LOB: 0 BB: 0 P: 3	R: 2 E: 0 K: 1 S: 10	H: 5 LOB: 3 BB: 0 P: 10	R: 0 E: 0 K: 2 S: 8	H: 1 LOB: 2 BB: 1 P: 12	R: 0 E: 0 K: 0 S: 3	H: 0 LOB: 0 BB: 0 P: 3	R: 0 E: 0 K: 0 S: 3	H: 0 LOB: 0 BB: 0 P: 3	R: 0 E: 0 K: 1 S: 5	H: 0 LOB: 1 BB: 1 P: 9	R: 0 E: 0 K: 0 S: 3	H: 0 LOB: 0 BB: 0 P: 3	R: 0 E: 0 K: 1 S: 5		H: 0 LOB: 0 BB: 0 P: 5	R: 0 E: 0 K: 0 S: 4	H: 2 LOB: 2 BB: 0 P: 4	1B: 7 2B: 2 3B: 1 HR: 0	SF: 0 SAC: 0 DP: 1 HBP: 0	WP: 0 PB: 0 SB: 0 CS: 0	PA: 43			
<b>PITCHER</b>	IP 8.0	WLS 3	BF 36	H 8	R 2	ER 2	SO 7	BB 3	IBB 0	HBP 0	BLK 0	WP 0	HR 0	S 47	P 59	ERA 2.25	WHIP 1.375											
John Denny, R ERA: 3.07 Al Hrabosky, L ERA: 1.85 Mike Barlow, R ERA: 7.2 Mike Garman, R ERA: 2.06 (1, 1) (9, 1) (10, 1) (10, 1)	1.0	W	3	0	0	0	1	0	0	0	0	0	0	0	5	5	0.00	0.000										
	0.0		2	2	0	0	0	0	0	0	0	0	0	0	2	2	=	=										
	1.0	S	2	0	0	0	0	0	0	0	0	0	0	0	2	2	0.00	0.000										





Batter	1	2	3	4	5	6	7	8	9	AB	R	H	RBI	BB	SO	LOB	TOP			
<b>Lou Brock, L</b> OBP: 0.361, SLG: 0.436 (1, 7)										4	0	2	0	0	0	1				
<b>Ted Sizemore, R</b> OBP: 0.328, SLG: 0.335 (1, 4)										3	1	1	0	1	0	1				
<b>Willie Davis, L</b> OBP: 0.274, SLG: 0.408 (1, 9)										4	1	1	0	0	1	4				
<b>Reggie Smith, S</b> OBP: 0.387, SLG: 0.556 (1, 3)										4	0	1	1	0	0	3				
<b>Ted Simmons, S</b> OBP: 0.379, SLG: 0.494 (1, 2)										4	0	0	0	0	1	4				
<b>Bake McBride, L</b> OBP: 0.306, SLG: 0.345 (1, 8)										4	1	3	1	0	0	0				
<b>Ken Reitz, R</b> OBP: 0.306, SLG: 0.351 (1, 5)										4	0	0	0	0	0	3				
<b>Mike Tyson, R</b> OBP: 0.333, SLG: 0.424 (1, 6)										4	0	1	1	0	0	0				
<b>John Curtis, L</b> OBP: 0.308, SLG: 0.217 (1, 1)										3	0	1	0	0	2	1				
<b>Al Hrabosky, R</b> OBP: 0.400, SLG: 0.250 (8, 1)										0	0	0	0	0	0	0				
<b>Mike Barlow, L</b> OBP: 0.293, SLG: 0.344 (8, PH)										1	0	0	0	0	1	0				
<b>Inning Stats</b>	R: 2 E: 0 K: 1 S: 8	H: 3 LOB: 2 BB: 1 P: 12	R: 0 E: 0 K: 1 S: 5	H: 1 LOB: 0 BB: 0 P: 5	R: 0 E: 1 K: 1 S: 5	H: 0 LOB: 0 BB: 0 P: 5	R: 1 E: 1 K: 1 S: 7	H: 2 LOB: 1 BB: 0 P: 7	R: 0 E: 0 K: 0 S: 5	H: 0 LOB: 0 BB: 0 P: 3	R: 0 E: 0 K: 0 S: 4	H: 1 LOB: 0 BB: 0 P: 4	R: 0 E: 0 K: 0 S: 3	H: 1 LOB: 0 BB: 0 P: 3	R: 0 E: 0 K: 1 S: 5	H: 0 LOB: 0 BB: 0 P: 5	1B: 9 2B: 1 3B: 0 HR: 0	SF: 0 SAC: 0 DP: 1 HBP: 0	WP: 0 PB: 0 SB: 1 CS: 2	PA: 38
<b>PITCHER</b> <b>Steve Renko, R</b> ERA: 5.32 (1, 1)	IP: 9.0 WLS: W BF: 36	H: 10 R: 3 ER: 3 SO: 5	BB: 1 IBB: 0 HBP: 0 BLK: 0	WP: 0 HR: 0 S: 45 P: 49	ERA: 3.00 WHIP: 1.222	<b>PITCHER</b>	IP: 9.0 WLS: W BF: 36	H: 10 R: 3 ER: 3 SO: 5	BB: 1 IBB: 0 HBP: 0 BLK: 0	WP: 0 HR: 0 S: 45 P: 49	ERA: 3.00 WHIP: 1.222	<b>PITCHER</b>	IP: 9.0 WLS: W BF: 36	H: 10 R: 3 ER: 3 SO: 5	BB: 1 IBB: 0 HBP: 0 BLK: 0	WP: 0 HR: 0 S: 45 P: 49	ERA: 3.00 WHIP: 1.222			

St. Louis Cardinals @ Montreal Expos  
Jarry Park, Montreal, QB  
Sun Jun 29 1975, 3:33 AM EDT  
Att: 15,258 - Unknown - 79 F

AB 35  
R 3  
H 10  
RBI 3  
BB 1  
SO 5  
LOB 17



Batter	1	2	3	4	5	6	7	8	9	AB	R	H	RBI	BB	SO	LOB	BOTTOM			
<b>Pepe Manguat, R</b> OBP: 0.342, SLG: 0.369 (1, 8)										5	0	0	0	0	1	5				
<b>Tim Foli, R</b> OBP: 0.299, SLG: 0.274 (1, 6)										4	0	1	1	0	0	1				
<b>Gary Carter, R</b> OBP: 0.373, SLG: 0.444 (1, 9)										5	0	2	1	0	0	3				
<b>Bob Bailey, R</b> OBP: 0.405, SLG: 0.398 (1, 7)										2	0	0	0	2	0	2				
<b>Larry Lintz, S</b> OBP: 0.320, SLG: 0.197 (8, PR)										0	0	0	0	0	0	0				
<b>Tony Scott, S</b> OBP: 0.250, SLG: 0.245 (9, 7)										0	0	0	0	0	0	0				
<b>Barry Foote, R</b> OBP: 0.234, SLG: 0.286 (1, 2)										4	1	1	2	0	1	3				
<b>Nate Colbert, R</b> OBP: 0.217, SLG: 0.282 (1, 3)										4	1	1	1	0	0	0				
<b>Pete Mackanin, R</b> OBP: 0.350, SLG: 0.477 (1, 4)										4	2	2	0	0	0	0				
<b>Larry Parrish, R</b> OBP: 0.288, SLG: 0.390 (1, 5)										4	1	2	0	0	0	0				
<b>Steve Renko, R</b> OBP: 0.300, SLG: 0.316 (1, 1)										4	1	3	2	0	0	0				
<b>Inning Stats</b>	R: 0 E: 0 K: 0 S: 4	H: 1 LOB: 2 BB: 1 P: 8	R: 0 E: 0 K: 0 S: 3	H: 0 LOB: 0 BB: 0 P: 3	R: 1 E: 0 K: 0 S: 5	H: 2 LOB: 1 BB: 0 P: 5	R: 1 E: 0 K: 0 S: 6	H: 3 LOB: 2 BB: 0 P: 6	R: 0 E: 0 K: 0 S: 3	H: 0 LOB: 0 BB: 0 P: 3	R: 0 E: 0 K: 1 S: 5	H: 0 LOB: 0 BB: 0 P: 5	R: 5 E: 1 K: 0 S: 9	H: 5 LOB: 2 BB: 1 P: 13	R: 0 E: 0 K: 0 S: 0	H: 0 LOB: 0 BB: 0 P: 0	1B: 9 2B: 1 3B: 0 HR: 2	SF: 1 SAC: 0 DP: 0 HBP: 0	WP: 0 PB: 0 SB: 0 CS: 0	PA: 39
<b>PITCHER</b> <b>John Curtis, L</b> ERA: 4.29 (1, 1)	IP: 0.0 WLS: L BF: 3	H: 3 R: 0 ER: 0 SO: 0	BB: 0 IBB: 0 HBP: 0 BLK: 0	WP: 0 HR: 2 S: 35 P: 43	ERA: 7.36 WHIP: 1.500	<b>PITCHER</b>	IP: 9.0 WLS: W BF: 36	H: 10 R: 3 ER: 3 SO: 5	BB: 1 IBB: 0 HBP: 0 BLK: 0	WP: 0 HR: 0 S: 45 P: 49	ERA: 3.00 WHIP: 1.222	<b>PITCHER</b>	IP: 9.0 WLS: W BF: 36	H: 10 R: 3 ER: 3 SO: 5	BB: 1 IBB: 0 HBP: 0 BLK: 0	WP: 0 HR: 0 S: 45 P: 49	ERA: 3.00 WHIP: 1.222			
<b>Al Hrabosky, L</b> ERA: 2.12 (8, 1)	0.0	3	3	0	0	0	0	0	0	0	0	3	3							
<b>Mike Barlow, R</b> ERA: 6.35 (8, 1)	0.2	3	0	1	0	0	0	0	0	0	0	3	3	0.00	0.000					

St. Louis Cardinals @ Montreal Expos  
Jarry Park, Montreal, QB  
Sun Jun 29 1975, 3:33 AM EDT  
Att: 15,258 - Unknown - 79 F

AB 36  
R 6  
H 12  
RBI 7  
BB 2  
SO 2  
LOB 14





Batter	1	2	3	4	5	6	7	8	9	AB	R	H	RBI	BB	SO	LOB	TOP					
<b>Rennie Stennett, R</b> OBP: 0.305, SLG: 0.375 (1, 4)	0-2 F9		0-0 SF7		0-0 F8		1-0 F3		0-0 SF7 BB	4	0	1	2	0	0	3						
<b>Ed Kirkpatrick, L</b> OBP: 0.348, SLG: 0.368 (1, 9)	1-0 4-3		0-1 4-1			0-1 F8		3-3 K	1-2 2-3 3-H 1B	4	0	0	1	1	1	0						
<b>Al Oliver, L</b> OBP: 0.296, SLG: 0.431 (1, 8)	2-2 4-3			0-0 L6		0-1 1B		3-2 E6 1B	0-1 SF7	4	0	2	1	0	0	0						
<b>Willie Stargell, L</b> OBP: 0.358, SLG: 0.522 (1, 3)		3-2 G6-4-3 BB 1B		2-1 G3-6-3 1B		1-0 F9		2-3 K	1-1 F7	5	0	2	0	0	1	4						
<b>Richie Hebner, L</b> OBP: 0.364, SLG: 0.487 (1, 5)		4-2 G6-4-3 BB		2-2 G3-6-3		1-2 P5		2-2 G3		3	0	0	0	1	0	3						
<b>Richie Zisk, R</b> OBP: 0.348, SLG: 0.386 (1, 7)		1-0 G6-4-3			1-0 HR		4-2 FC1-6 BB		4-2 BB 1B	2	1	1	1	1	0	2						
<b>Bill Robinson, R</b> OBP: 0.313, SLG: 0.455 (7, 7)		1-2 2-3							1-2 BB 1B	0	1	0	0	1	0	0						
<b>Manny Sanguillen, R</b> OBP: 0.400, SLG: 0.427 (1, 2)		2-2 6-3			1-1 1B		1-2 FC1-6 1B		1-0 1B BB 1B	4	1	2	0	0	0	2						
<b>Frank Taveras, R</b> OBP: 0.262, SLG: 0.246 (1, 6)			1-2 F9		0-0 F7		0-1 F9		1-2 F9	3	0	0	0	0	0	2						
<b>Bob Robertson, R</b> OBP: 0.317, SLG: 0.400 (9, PH)										1	0	0	0	0	0	2						
<b>Mario Mendoza, R</b> OBP: 0.148, SLG: 0.148 (9, 6)										0	0	0	0	0	0	0						
<b>Larry Demery, R</b> OBP: 0.308, SLG: 0.417 (1, 1)			0-2 SF7		3-3 K		0-0 K		4-0 BB 1B	3	1	2	0	0	1	1						
<b>Dave Giusti, R</b> OBP: 0.286, SLG: 0.167 (8, 1)							1-2 1B		1-2 SF7 BB	0	1	0	0	1	0	0						
<b>Kent Tekulve, R</b> (9, 1)										0	0	0	0	0	0	0						
<b>Inning Stats</b>	R: 0 E: 0 K: 0 S: 8	H: 0 LOB: 0 BB: 0 P: 11	R: 0 E: 0 K: 0 S: 10	H: 1 LOB: 1 BB: 1 P: 20	R: 1 E: 0 K: 0 S: 9	H: 1 LOB: 0 BB: 0 P: 10	R: 0 E: 0 K: 0 S: 6	H: 1 LOB: 0 BB: 0 P: 10	R: 1 E: 0 K: 1 S: 8	H: 2 LOB: 1 BB: 0 P: 13	R: 0 E: 0 K: 0 S: 8	H: 1 LOB: 1 BB: 0 P: 10	R: 0 E: 0 K: 0 S: 9	H: 1 LOB: 2 BB: 1 P: 15	R: 0 E: 1 K: 2 S: 12	H: 1 LOB: 0 BB: 0 P: 22	R: 3 E: 0 K: 0 S: 11	H: 2 LOB: 2 BB: 3 P: 26	1B: 8 2B: 0 3B: 1 HR: 1	SF: 2 SAC: 0 DP: 2 HBP: 0	WP: 0 PB: 0 SB: 0 CS: 0	PA: 40
<b>PITCHER</b>	IP	WLS	BF	H	R	ER	SO	BB	IBB	HBP	BLK	WP	HR	S	P	ERA	WHIP					
<b>Dennis Blair, R</b> ERA: 3.12 (1, 1)	7.0	L	28	7	2	2	1	2	0	0	0	0	1	58	89	2.57	1.286					
<b>Dan Warthen, L</b> ERA: 4.0 (8, 1)	2.0		12	3	3	3	2	3	0	0	0	0	0	23	48	13.50	3.000					

Pittsburgh Pirates @ Montreal Expos  
 Jarry Park, Montreal, QB  
 Mon Jun 30 1975, 7:05 PM EDT  
 Att: 13,134 - Unknown

AB 33  
 R 5  
 H 10  
 RBI 5  
 BB 5  
 SO 3  
 LOB 19



Batter	1	2	3	4	5	6	7	8	9	AB	R	H	RBI	BB	SO	LOB	BOTTOM					
<b>Pepe Manguat, R</b> OBP: 0.340, SLG: 0.364 (1, 8)	2-2 F2		4-0 CS BB		0-2 F9		1-0 CS	1-3 K	1-2 1-3	4	0	0	0	1	1	2						
<b>Tim Foli, R</b> OBP: 0.295, SLG: 0.270 (1, 6)	1-1 4-3		0-1 F2		1-1 6-3			1-1 6-3		4	0	0	0	0	0	1						
<b>Mike Jorgensen, L</b> OBP: 0.354, SLG: 0.382 (1, 3)	3-2 1B		3-1 1-2 BB 1B			0-1 F7		0-2 F7		4	1	2	0	0	0	0						
<b>Larry Bittner, L</b> OBP: 0.434, SLG: 0.473 (1, 7)	4-2 1B BB		4-1 1-2 BB			2-0 L7			0-0 1B 1B 1B	2	1	1	0	2	0	0						
<b>Gary Carter, R</b> OBP: 0.378, SLG: 0.447 (1, 9)	2-1 1-2 2-H 1B		0-3 K			4-1 BB			2-0 1B 1B WP 1B	3	1	2	1	1	1	2						
<b>Barry Foote, R</b> OBP: 0.234, SLG: 0.286 (1, 2)	1-0 3-1			0-0 P4		0-1 F5			1-0 WP 1B	4	0	1	0	0	0	3						
<b>Pete Mackanin, R</b> OBP: 0.347, SLG: 0.470 (1, 4)		1-1 6-3		0-0 F7			1-1 5-3		1-0 WP 1B	4	0	1	1	0	0	0						
<b>Larry Parrish, R</b> OBP: 0.282, SLG: 0.382 (1, 5)		0-1 6-3		0-0 5-3			2-3 K		1-2 2-3 3-H 1B	4	0	0	0	0	1	2						
<b>Dennis Blair, R</b> OBP: 0.192, SLG: 0.160 (1, 1)		2-3 K2-3			3-3 K		4-0 CS BB		0-3 K	2	0	0	0	0	2	0						
<b>Pat Scanlon, L</b> OBP: 0.292, SLG: 0.337 (7, PH)										0	0	0	0	1	0	0						
<b>Larry Lintz, S</b> OBP: 0.320, SLG: 0.197 (7, PR)										0	0	0	0	0	0	0						
<b>Dan Warthen, S</b> OBP: 0.125, SLG: 0.125 (8, 1)										0	0	0	0	0	0	0						
<b>Bob Bailey, R</b> OBP: 0.402, SLG: 0.394 (9, PH)										1	0	0	0	0	1	2						
<b>Inning Stats</b>	R: 1 E: 0 K: 0 S: 16	H: 2 LOB: 2 BB: 1 P: 29	R: 0 E: 0 K: 1 S: 7	H: 0 LOB: 0 BB: 0 P: 10	R: 0 E: 0 K: 1 S: 8	H: 1 LOB: 2 BB: 2 P: 19	R: 0 E: 0 K: 0 S: 3	H: 0 LOB: 0 BB: 0 P: 3	R: 0 E: 0 K: 1 S: 8	H: 0 LOB: 0 BB: 0 P: 12	R: 0 E: 0 K: 0 S: 6	H: 0 LOB: 1 BB: 1 P: 12	R: 0 E: 0 K: 1 S: 5	H: 0 LOB: 1 BB: 1 P: 13	R: 0 E: 0 K: 1 S: 8	H: 0 LOB: 0 BB: 0 P: 10	R: 2 E: 0 K: 1 S: 14	H: 4 LOB: 2 BB: 0 P: 21	1B: 6 2B: 1 3B: 0 HR: 0	SF: 0 SAC: 0 DP: 0 HBP: 0	WP: 1 PB: 0 SB: 0 CS: 2	PA: 38
<b>PITCHER</b>	IP	WLS	BF	H	R	ER	SO	BB	IBB	HBP	BLK	WP	HR	S	P	ERA	WHIP					
<b>Larry Demery, R</b> ERA: 2.0 (1, 1)	7.0	W	27	3	1	1	4	5	0	0	0	0	0	53	98	1.29	1.143					
<b>Dave Giusti, R</b> ERA: 1.99 (8, 1)	1.0		7	4	2	2	1	0	0	0	0	0	0	12	18	18.00	4.000					
<b>Kent Tekulve, R</b> ERA: (9, 1)	1.0	S	3	0	0	0	1	0	0	0	0	1	0	10	13	0.00	0.000					

Pittsburgh Pirates @ Montreal Expos  
 Jarry Park, Montreal, QB  
 Mon Jun 30 1975, 7:05 PM EDT  
 Att: 13,134 - Unknown

AB 32  
 R 3  
 H 7  
 RBI 2  
 BB 5  
 SO 6  
 LOB 12





Batter	1	2	3	4	5	6	7	8	9	AB	R	H	RBI	BB	SO	LOB	TOP										
<b>Rennie Stennett, R</b> OBP: 0.307, SLG: 0.376 (1, 4)	F4	3B	G4-6-3		F9		4-3			5	1	2	0	0	0	1											
<b>Manny Sanguillen, R</b> OBP: 0.404, SLG: 0.439 (1, 2)	1B	1B	G4-6-3		1B		6-3			5	3	3	1	0	0	1											
<b>Al Oliver, L</b> OBP: 0.301, SLG: 0.438 (1, 8)	1B	SF7		1B	2B			K		4	2	3	2	0	1	0											
<b>Bob Robertson, R</b> OBP: 0.338, SLG: 0.414 (1, 3)	1B	1B		F8	SF7			K		3	2	2	2	1	1	0											
<b>Richie Zisk, R</b> OBP: 0.349, SLG: 0.392 (1, 7)	K	1B		L4	FC6-4					4	0	1	0	1	1	5											
<b>Bill Robinson, R</b> OBP: 0.323, SLG: 0.460 (1, 9)	2B	1B		1B			5-3			5	1	3	3	0	0	1											
<b>Richie Hebner, L</b> OBP: 0.361, SLG: 0.485 (1, 5)	1B	F7		F8			F8		4-3	5	0	1	2	0	0	4	AB 41										
<b>Frank Taveras, R</b> OBP: 0.260, SLG: 0.245 (1, 6)	1B	F8		L4			G3		F9	5	0	1	0	0	0	4	R 10										
<b>John Candelaria, L</b> OBP: 0.143, SLG: 0.143 <b>Kent Tekulve, R</b> (8, 1)	F8		6-3		E3		1-3		5-3	4	1	1	0	0	0	2	H 17										
										1	0	0	0	0	0	0	RBI 10										
<b>Inning Stats</b>	R: 4 E: 0 K: 1 S: 24	H: 5 LOB: 2 BB: 1 P: 42	R: 3 E: 0 K: 0 S: 17	H: 4 LOB: 2 BB: 1 P: 28	R: 0 E: 0 K: 0 S: 4	H: 1 LOB: 0 BB: 0 P: 6	R: 1 E: 0 K: 0 S: 12	H: 3 LOB: 2 BB: 0 P: 22	R: 2 E: 1 K: 0 S: 11	H: 3 LOB: 1 BB: 0 P: 18	R: 0 E: 0 K: 0 S: 5	H: 0 LOB: 0 BB: 0 P: 7	R: 0 E: 0 K: 2 S: 13	H: 1 LOB: 1 BB: 0 P: 17	R: 0 E: 0 K: 0 S: 8	H: 0 LOB: 0 BB: 0 P: 13	1B: 13 2B: 2 3B: 2 HR: 0	SF: 2 SAC: 0 DP: 1 HBP: 0	WP: 0 PB: 0 SB: 0 CS: 0	PA: 45							
<b>PITCHER</b>	IP	WLS	BF	H	R	ER	SO	BB	IBB	HBP	BLK	WP	HR	S	P	ERA	WHIP										
<b>Woodie Fryman, L</b> ERA: 3.22	1.1	L	13	8	7	7	1	1	0	0	0	0	0	31	53	47.25	6.750										
<b>Chuck Taylor, R</b> ERA: 4.47	1.2		7	2	0	0	0	1	0	0	0	0	0	14	23	0.00	1.800										
<b>Don Stanhouse, R</b> ERA: 8.31	1.1		10	6	3	3	0	0	0	0	0	0	0	21	38	20.25	4.500										
<b>Dale Murray, R</b> ERA: 5.13	2.2		8	0	0	0	0	0	0	0	0	0	0	11	15	0.00	0.000										
<b>Donald DeMola, R</b> ERA: 2.31	2.0		7	1	0	0	2	0	0	0	0	0	0	21	30	0.00	0.500										
<b>Batter</b>	<b>1</b>	<b>2</b>	<b>3</b>	<b>4</b>	<b>5</b>	<b>6</b>	<b>7</b>	<b>8</b>	<b>9</b>	<b>AB</b>	<b>R</b>	<b>H</b>	<b>RBI</b>	<b>BB</b>	<b>SO</b>	<b>LOB</b>	<b>BOTTOM</b>										
<b>Pepe Manguat, R</b> OBP: 0.341, SLG: 0.366 (1, 8)	HR		2B		F7		F8		G5-4-3	4	1	1	0	1	0	3											
<b>Tim Foli, R</b> OBP: 0.291, SLG: 0.266 (1, 6)	P2		F8			4-3	F9			4	0	0	0	0	0	3											
<b>Gary Carter, R</b> OBP: 0.380, SLG: 0.461 (1, 9)	1B		K			1B		K		4	1	2	2	0	2	1											
<b>Bob Bailey, R</b> OBP: 0.397, SLG: 0.384 (1, 7)	5-3			L7		K		WP		3	1	0	0	1	1	1											
<b>Barry Foote, R</b> OBP: 0.234, SLG: 0.285 (1, 2)	F7			K			1B		6-3	4	0	1	0	0	1	1											
<b>Nate Colbert, R</b> OBP: 0.218, SLG: 0.281 (1, 3)			K				F9		FC6	4	0	1	1	0	2	2											
<b>Pete Mackanin, R</b> OBP: 0.345, SLG: 0.463 (1, 4)	L5				F4			WP	FC6	4	1	1	0	0	0	1	AB 34										
<b>Larry Parrish, R</b> OBP: 0.282, SLG: 0.380 (1, 5)	6-3				6-3				FC4-6	4	0	1	0	0	0	0	R 4										
<b>Woodie Fryman, R</b> ERA: 0.81, SLG: 0.200 <b>Chuck Taylor, R</b> <b>Tony Scott, S</b> <b>Don Stanhouse, R</b> <b>Dale Murray, R</b> <b>Jose Morales, R</b> <b>Donald DeMola, R</b> <b>Larry Bitner, L</b>			F8						G5-4-3	0	0	0	0	0	0	0	H 8										
										0	0	0	0	0	0	0	RBI 4										
										0	0	0	0	0	0	0	BB 3										
										0	0	0	0	0	0	0	SO 6										
										0	0	0	0	0	0	0	LOB 13										
<b>Inning Stats</b>	R: 2 E: 0 K: 0 S: 10	H: 1 LOB: 0 BB: 1 P: 22	R: 0 E: 0 K: 1 S: 8	H: 0 LOB: 0 BB: 0 P: 11	R: 0 E: 0 K: 1 S: 7	H: 1 LOB: 0 BB: 0 P: 9	R: 0 E: 0 K: 2 S: 9	H: 0 LOB: 0 BB: 0 P: 14	R: 0 E: 0 K: 0 S: 8	H: 0 LOB: 1 BB: 1 P: 17	R: 0 E: 0 K: 1 S: 10	H: 2 LOB: 2 BB: 0 P: 12	R: 1 E: 0 K: 0 S: 10	H: 1 LOB: 1 BB: 1 P: 19	R: 0 E: 0 K: 0 S: 3	H: 1 LOB: 0 BB: 0 P: 3	1B: 6 2B: 1 3B: 0 HR: 1	SF: 0 SAC: 0 DP: 1 HBP: 0	WP: 2 PB: 0 SB: 0 CS: 0	PA: 37							
<b>PITCHER</b>	IP	WLS	BF	H	R	ER	SO	BB	IBB	HBP	BLK	WP	HR	S	P	ERA	WHIP										
<b>John Candelaria, L</b> ERA: 3.22	7.1	W	31	6	4	4	6	3	0	0	0	1	0	64	108	4.91	1.227										
<b>Kent Tekulve, R</b> ERA:	1.2		6	2	0	0	0	0	0	0	0	1	0	9	11	0.00	1.200										

Pittsburgh Pirates @ Montreal Expos  
 Jarry Park, Montreal, QB  
 Tue Jul 01 1975, 7:05 PM EDT  
 Att: 15,132 - Unknown

AB 41  
 R 10  
 H 17  
 RBI 10  
 BB 2  
 SO 3  
 LOB 18



Pittsburgh Pirates @ Montreal Expos  
 Jarry Park, Montreal, QB  
 Tue Jul 01 1975, 7:05 PM EDT  
 Att: 15,132 - Unknown


AB 34  
 R 4  
 H 8  
 RBI 4  
 BB 3  
 SO 6  
 LOB 13





Batter	1	2	3	4	5	6	7	8	9	AB R H RBI BB SO LOB	TOP											
Rennie Stennett, R OBP: 0.305, SLG: 0.373 (1, 4)	F7		6-3		5-3		6-3		1-2 1B	5 0 1 0 0 0 2	<b>Pittsburgh Pirates @ Montreal Expos</b> Jarry Park, Montreal, QB Thu Jul 03 1975, 3:33 AM EDT Att. 10,116 - Unknown											
Richie Hebner, L OBP: 0.358, SLG: 0.479 (1, 5)	F7		2-3 1B		4-3		6-3		1-2 1B	5 0 1 1 0 0 3												
Al Oliver, L OBP: 0.303, SLG: 0.455 (1, 8)	HR		F8			5-3		1B 3B	K	5 2 2 1 0 1 3												
Willie Stargell, L OBP: 0.355, SLG: 0.520 (1, 3)	K			L7		HR 2B		K	K	5 1 1 0 0 3 3												
Dave Parker, L OBP: 0.363, SLG: 0.588 (1, 9)		L8		FC6-4 1B		2H HR		1-3		4 1 2 2 0 0 1												
Richie Zisk, R OBP: 0.348, SLG: 0.390 (1, 7)	F7		FC6-4 1-2 FC5-4		K			E 1B		4 0 1 1 0 1 1												
Manny Sanguillen, R OBP: 0.401, SLG: 0.436 (1, 2)	K		FC5-4 1-2		1B			E6 1-2		4 0 1 0 0 1 2												
Frank Taveras, R OBP: 0.269, SLG: 0.255 (1, 6)			6-3 SH1-4 1B		5-3 SH2-3 1B		CS 1B	5-3		4 1 3 0 0 0 2												
Dock Ellis, S OBP: 0.240, SLG: 0.095 (1, 1)			SH1-4 1-2		SH2-3 1-2		CS 1-2	K	BB 1B	1 0 0 0 1 1 0												
<b>Inning Stats</b>	R: 1 E: 0 K: 1 S: 6	H: 1 LOB: 0 BB: 0 P: 6	R: 0 E: 0 K: 1 S: 5	H: 0 LOB: 0 BB: 0 P: 5	R: 1 E: 0 K: 0 S: 5	H: 2 LOB: 1 BB: 0 P: 5	R: 0 E: 0 K: 0 S: 4	H: 1 LOB: 1 BB: 0 P: 4	R: 0 E: 0 K: 0 S: 4	H: 1 LOB: 1 BB: 0 P: 4	R: 2 E: 0 K: 1 S: 8	H: 4 LOB: 1 BB: 0 P: 8	R: 0 E: 0 K: 1 S: 5	H: 0 LOB: 0 BB: 0 P: 5	R: 1 E: 1 K: 1 S: 8	H: 2 LOB: 2 BB: 0 P: 8	R: 0 E: 0 K: 2 S: 8	H: 1 LOB: 2 BB: 1 P: 12	1B: 8 2B: 1 3B: 1 HR: 2	SF: 0 SAC: 2 DP: 0 HBP: 0	WP: 0 PB: 0 SB: 0 CS: 1	PA: 41
<b>PITCHER</b>	IP WLS BF H R ER SO BB IBB HBP BLK WP HR S P ERA WHIP											<b>PITCHER</b>	IP WLS BF H R ER SO BB IBB HBP BLK WP HR S P ERA WHIP									
Steve Rogers, R ERA: 2.58 (1, 1)	7.0 L 29 9 4 4 4 0 0 0 0 0 0 2 37 37 5.14 1.286																					
Dan Warthen, L ERA: 4.17 (8, 1)	0.2 3 1 1 1 1 0 0 0 0 0 0 0 5 5 13.50 1.500																					
Dale Murray, R ERA: 5.06 (8, 1)	0.1 5 2 0 0 0 1 0 0 0 0 0 0 4 8 0.00 9.000																					
Fred Scherman, L ERA: 3.5 (9, 1)	1.0 3 0 0 0 2 0 0 0 0 0 0 0 7 7 0.00 0.000																					

Batter	1	2	3	4	5	6	7	8	9	AB R H RBI BB SO LOB	BOTTOM									
Tony Scott, S OBP: 0.256, SLG: 0.252 (1, 9)	5-3		1B				5-3			4 0 2 1 0 0 0	<b>Pittsburgh Pirates @ Montreal Expos</b> Jarry Park, Montreal, QB Thu Jul 03 1975, 3:33 AM EDT Att. 10,116 - Unknown									
Tim Foli, R OBP: 0.287, SLG: 0.263 (1, 6)	F9		P6		5-3		4-3			4 0 0 0 0 0 2										
Mike Jorgensen, L OBP: 0.357, SLG: 0.379 (1, 3)	BB		4-3			BB 1B		5-3		2 0 0 0 2 0 1										
Larry Bittner, L OBP: 0.433, SLG: 0.470 (1, 7)	F7			6-3		BB 1B		L4		4 0 1 0 0 0 1										
Larry Parrish, R OBP: 0.286, SLG: 0.379 (1, 5)				F8		F7		L4	HBP	3 0 1 0 0 0 2										
Gary Carter, R OBP: 0.376, SLG: 0.455 (1, 2)	F8		K			BB 1B		L7		3 0 0 0 1 1 2										
Pepe Mangual, R OBP: 0.336, SLG: 0.361 (1, 8)	F8				1-3	K		L4		4 0 0 0 0 1 4										
Pete Mackanin, R OBP: 0.342, SLG: 0.457 (1, 4)	P4				G3 1B	4-3		K		4 1 1 0 0 1 4										
Steve Rogers, R ERA: 2.58 (7, PH) Pat Scanlon, L ERA: 2.96, SLG: 0.226 (8, 1) Dan Warthen, S ERA: 4.17, SLG: 0.125 (8, 1) Dale Murray, R ERA: 5.06 (9, 1) Fred Scherman, L ERA: 3.5, SLG: 0.285 (9, PH) Nate Colbert, R OBP: 0.217, SLG: 0.280 (9, PH)	K				G3 1B		K		K	2 0 0 0 0 1 1 1 0 0 0 0 1 0 1 0 0 0 0 1 0										
<b>Inning Stats</b>	R: 0 E: 0 K: 0 S: 3	H: 0 LOB: 1 BB: 1 P: 7	R: 0 E: 0 K: 0 S: 4	H: 1 LOB: 0 BB: 0 P: 4	R: 0 E: 0 K: 1 S: 6	H: 1 LOB: 1 BB: 0 P: 6	R: 0 E: 0 K: 1 S: 5	H: 0 LOB: 0 BB: 0 P: 5	R: 1 E: 0 K: 0 S: 5	H: 2 LOB: 1 BB: 0 P: 5	R: 0 E: 0 K: 1 S: 6	H: 1 LOB: 3 BB: 2 P: 14	R: 0 E: 0 K: 1 S: 5	H: 0 LOB: 0 BB: 0 P: 5	R: 0 E: 0 K: 2 S: 7	H: 0 LOB: 0 BB: 0 P: 7	1B: 5 2B: 0 3B: 0 HR: 0	SF: 0 SAC: 0 DP: 0 HBP: 1	WP: 0 PB: 0 SB: 1 CS: 0	PA: 36
<b>PITCHER</b>	IP WLS BF H R ER SO BB IBB HBP BLK WP HR S P ERA WHIP											<b>PITCHER</b>	IP WLS BF H R ER SO BB IBB HBP BLK WP HR S P ERA WHIP							
Dock Ellis, R ERA: 3.52 (1, 1)	9.0 W 36 5 1 1 6 3 0 1 0 0 0 0 44 57 1.00 0.889																			





Batter	1	2	3	4	5	6	7	8	9	AB	R	H	RBI	BB	SO	LOB	TOP								
Tony Scott, S OBP: 0.269, SLG: 0.261 (1, 8)										4	2	2	0	1	0	0									
Tim Foli, R OBP: 0.286, SLG: 0.265 (1, 6)										5	0	1	1	0	0	4									
Mike Jorgensen, L OBP: 0.361, SLG: 0.381 (1, 3)										4	0	2	2	1	1	0									
Larry Bittner, L OBP: 0.422, SLG: 0.457 (1, 7)										4	0	0	0	0	0	5									
Gary Carter, R OBP: 0.373, SLG: 0.447 (1, 9)										4	0	0	0	0	0	1									
Pete Mackanin, R OBP: 0.353, SLG: 0.462 (1, 4)										3	1	2	0	1	0	0									
Larry Parrish, R OBP: 0.285, SLG: 0.381 (1, 5)										4	0	1	0	0	0	3									
Barry Foote, R OBP: 0.239, SLG: 0.286 (1, 2)										3	0	1	0	1	1	1									
Steve Renko, R OBP: 0.348, SLG: 0.364 Dan Warthen, S OBP: 0.111, SLG: 0.111 (7, 1)										3	2	2	1	0	0	0									
										1	0	0	0	0	0	2									
<b>Inning Stats</b>	R: 0 E: 0 K: 1 S: 5	H: 1 LOB: 0 BB: 0 P: 5	R: 0 E: 0 K: 0 S: 4	H: 1 LOB: 1 BB: 0 P: 4	R: 0 E: 0 K: 1 S: 5	H: 0 LOB: 0 BB: 0 P: 5	R: 0 E: 0 K: 0 S: 3	H: 1 LOB: 0 BB: 0 P: 3	R: 0 E: 0 K: 0 S: 4	H: 1 LOB: 1 BB: 0 P: 4	R: 2 E: 0 K: 0 S: 5	H: 3 LOB: 1 BB: 1 P: 9	R: 3 E: 0 K: 0 S: 7	H: 4 LOB: 2 BB: 1 P: 11	R: 0 E: 0 K: 0 S: 3	H: 0 LOB: 0 BB: 2 P: 11	R: 0 E: 0 K: 0 S: 3	H: 0 LOB: 0 BB: 0 P: 3	1B: 9 2B: 2 3B: 0 HR: 0	SF: 0 SAC: 0 DP: 2 HBP: 0	WP: 0 PB: 0 SB: 1 CS: 1	PA: 39			
<b>PITCHER</b>	IP	WLS	BF	H	R	ER	SO	BB	IBB	HBP	BLK	WP	HR	S	P	ERA	WHIP								
John Denny, R ERA: 3.58 Mike Garman, R ERA: 1.99 Mike Barlow, R ERA: 5.4 Ron Bryant, L ERA: 24.3	6.1	L	27	10	5	5	2	0	1	0	0	0	0	30	34	7.11	1.579								
	0.2	4	1	0	0	0	0	0	1	0	0	0	0	3	7	0.00	1.500								
	1.0	5	0	0	0	0	0	1	1	0	0	0	0	3	11	0.00	1.000								
	1.0	3	0	0	0	0	0	0	0	0	0	0	0	3	3	0.00	0.000								

**Montreal Expos @ St. Louis Cardinals**  
 Busch Stadium, St. Louis, MO  
 Fri Jul 04 1975, 7:05 PM CDT  
 Att: 22,107 - Unknown

AB	35
R	5
H	11
RBI	4
BB	4
SO	2
LOB	16



Batter	1	2	3	4	5	6	7	8	9	AB	R	H	RBI	BB	SO	LOB	BOTTOM								
Lou Brock, L OBP: 0.362, SLG: 0.431 (1, 7)										4	0	2	0	0	0	0									
Ted Sizemore, R OBP: 0.324, SLG: 0.333 (1, 4)										4	0	0	0	0	0	2									
Willie Davis, L OBP: 0.275, SLG: 0.414 (1, 9)										4	0	0	0	0	1	1									
Reggie Smith, S OBP: 0.385, SLG: 0.553 (1, 3)										4	1	1	1	0	1	0									
Ted Simmons, S OBP: 0.386, SLG: 0.498 (1, 2)										4	0	3	0	0	0	0									
Bake McBride, L OBP: 0.315, SLG: 0.342 (1, 8)										3	0	0	0	1	1	3									
Ken Reitz, R OBP: 0.306, SLG: 0.346 (1, 5)										4	0	0	0	0	1	4									
Mike Tyson, R OBP: 0.319, SLG: 0.393 Mike Barlow, L Ron Bryant, S										3	0	0	0	0	0	1									
										0	0	0	0	0	0	0									
										0	0	0	0	0	0	0									
John Denny, R OBP: 0.077, SLG: 0.077 Mike Garman, R Mario Guerrero, R OBP: 0.258, SLG: 0.259										2	0	0	0	0	1	0									
										0	0	0	0	0	0	0									
										1	0	0	0	0	0	0									
<b>Inning Stats</b>	R: 0 E: 0 K: 0 S: 3	H: 0 LOB: 0 BB: 0 P: 3	R: 0 E: 0 K: 0 S: 4	H: 1 LOB: 1 BB: 0 P: 4	R: 0 E: 0 K: 0 S: 4	H: 1 LOB: 1 BB: 0 P: 4	R: 1 E: 0 K: 1 S: 7	H: 2 LOB: 1 BB: 0 P: 7	R: 0 E: 0 K: 1 S: 5	H: 0 LOB: 0 BB: 0 P: 5	R: 0 E: 0 K: 0 S: 3	H: 0 LOB: 0 BB: 0 P: 3	R: 0 E: 0 K: 0 S: 3	H: 0 LOB: 1 BB: 1 P: 7	R: 0 E: 0 K: 0 S: 4	H: 1 LOB: 0 BB: 0 P: 4	R: 0 E: 0 K: 3 S: 10	H: 1 LOB: 1 BB: 0 P: 10	1B: 4 2B: 1 3B: 0 HR: 1	SF: 0 SAC: 0 DP: 0 HBP: 0	WP: 0 PB: 0 SB: 2 CS: 0	PA: 34			
<b>PITCHER</b>	IP	WLS	BF	H	R	ER	SO	BB	IBB	HBP	BLK	WP	HR	S	P	ERA	WHIP								
Steve Renko, R ERA: 5.02 Dan Warthen, L ERA: 3.96	6.0	W	22	4	1	1	2	0	0	0	0	0	0	26	26	1.50	0.667								
	3.0	S	12	2	0	0	3	1	0	0	0	0	0	17	21	0.00	1.000								

**Montreal Expos @ St. Louis Cardinals**  
 Busch Stadium, St. Louis, MO  
 Fri Jul 04 1975, 7:05 PM CDT  
 Att: 22,107 - Unknown

AB	33
R	1
H	6
RBI	1
BB	1
SO	5
LOB	11

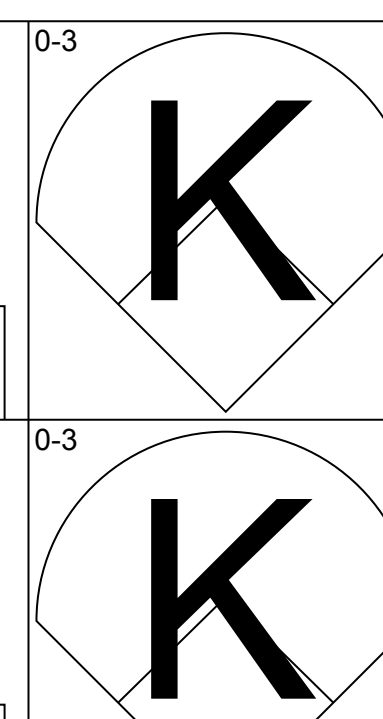
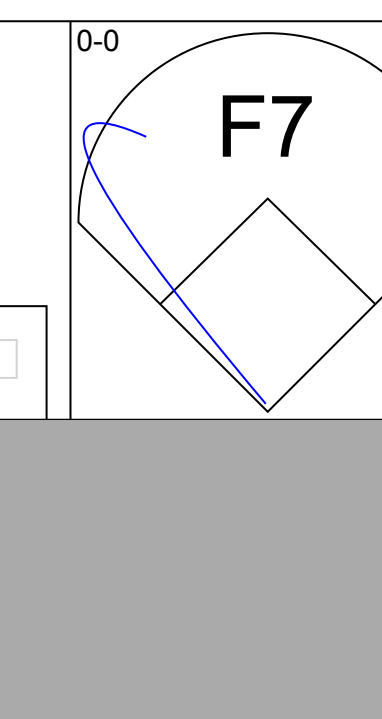
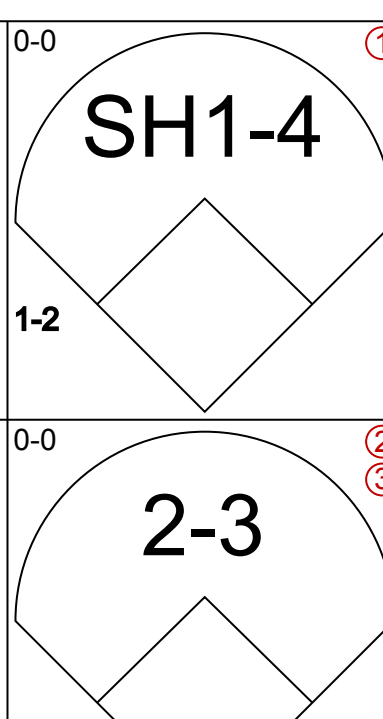
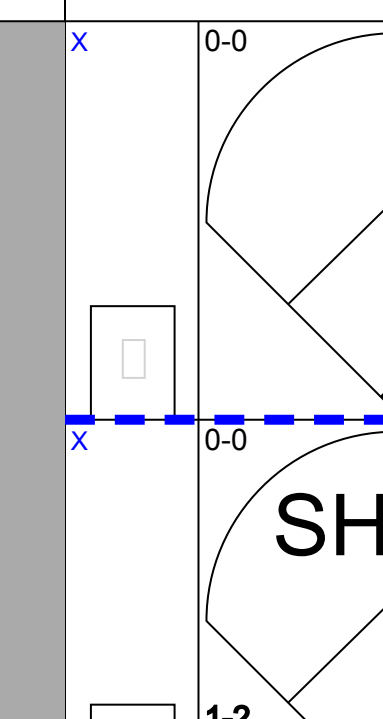
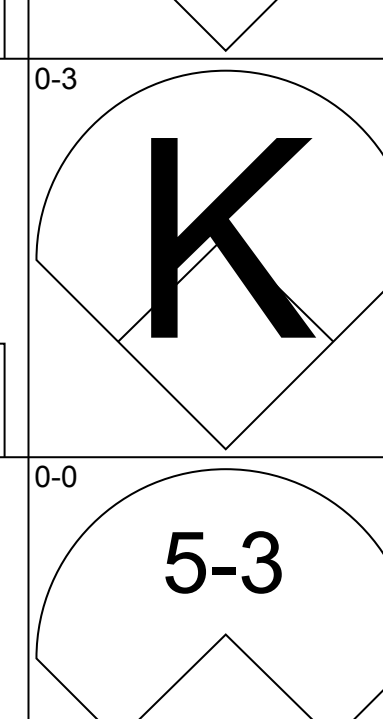
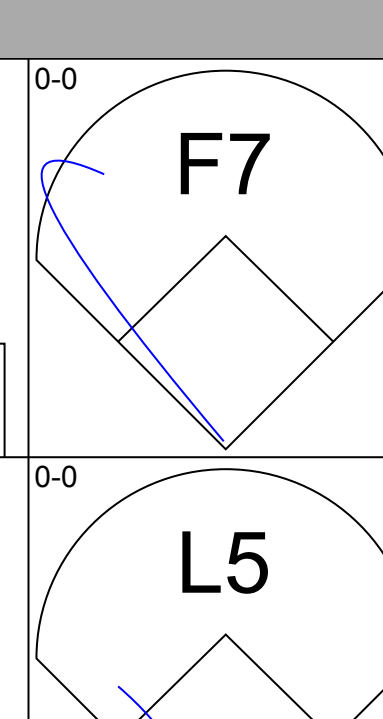
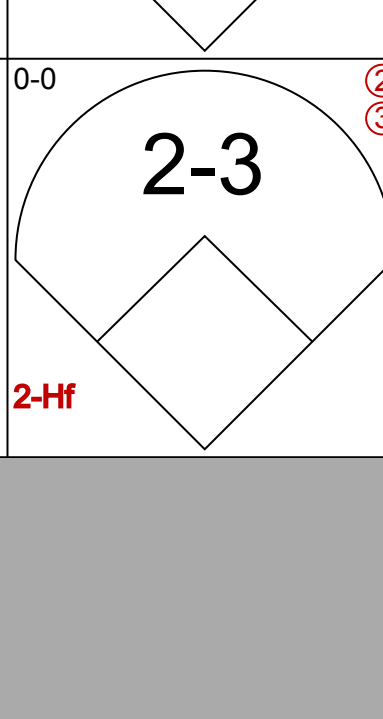
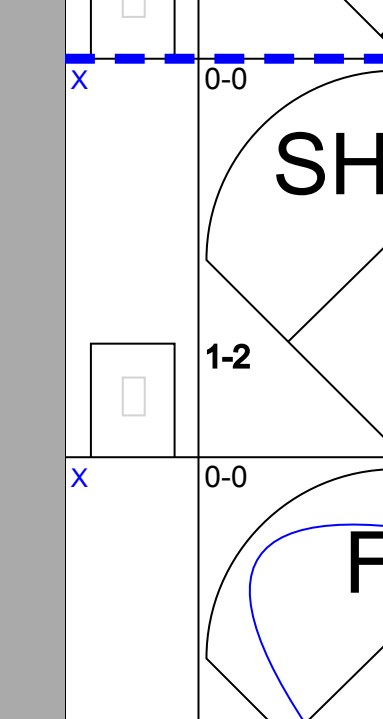
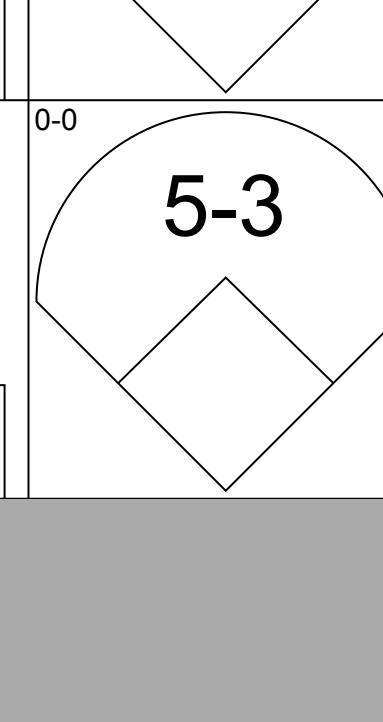
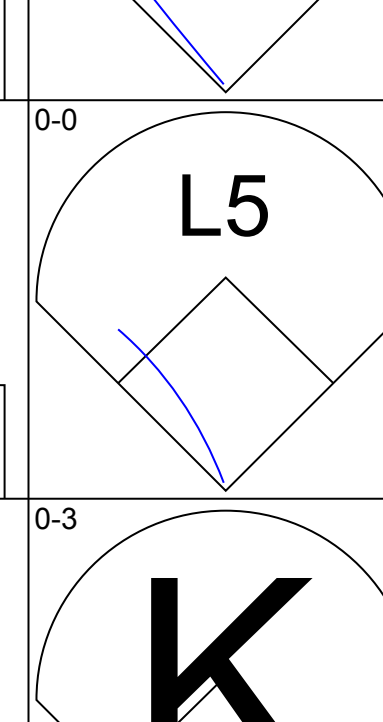
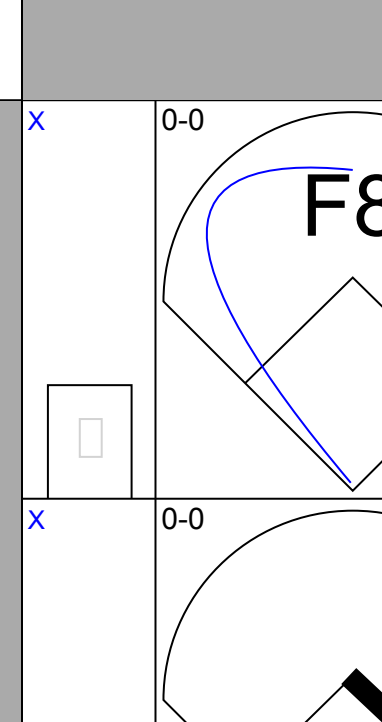
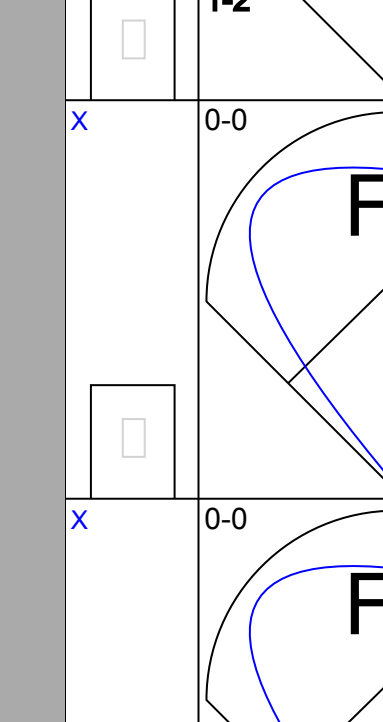
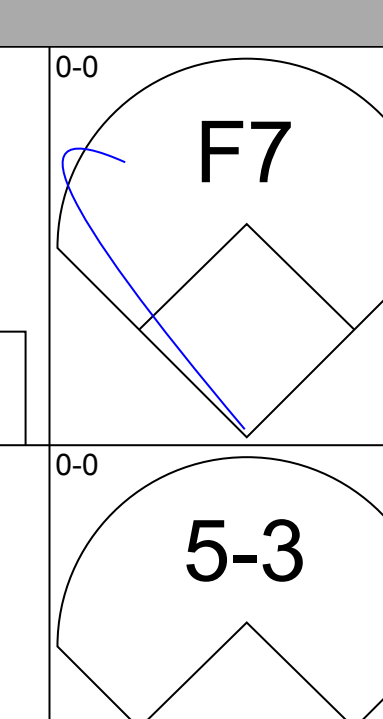
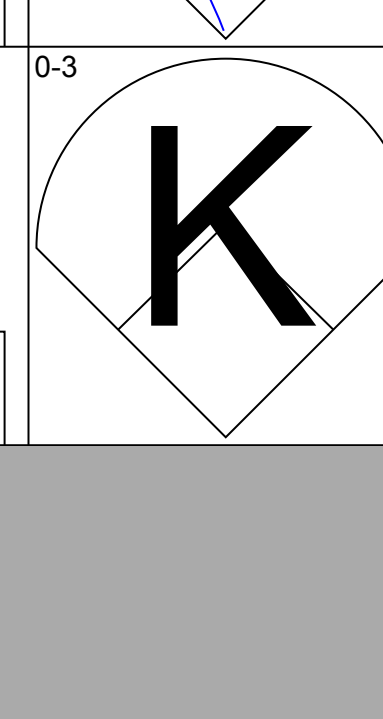
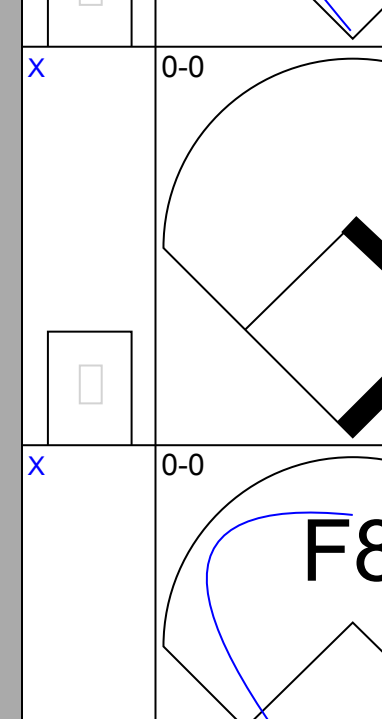
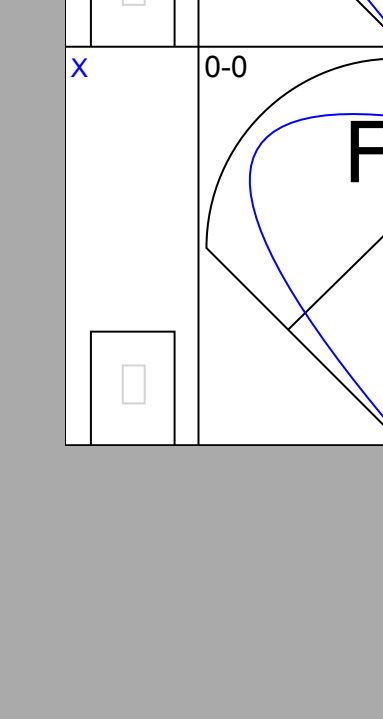
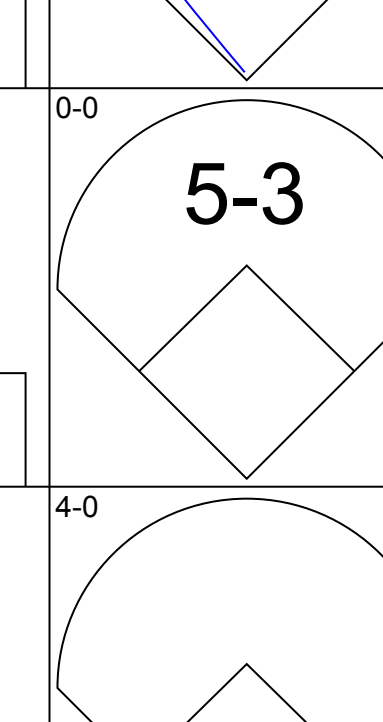
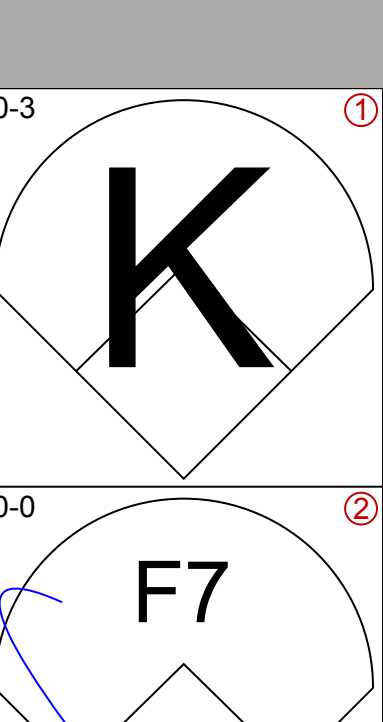
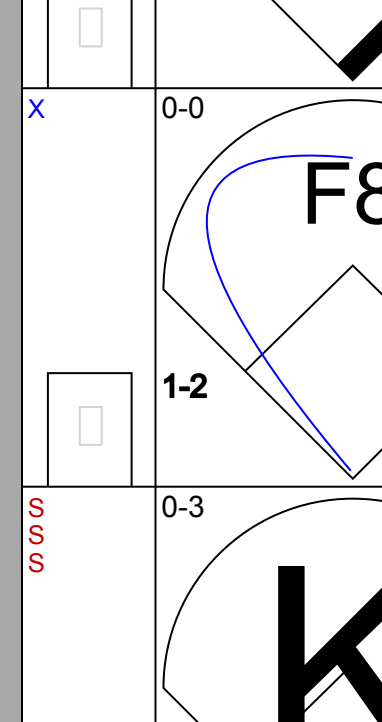
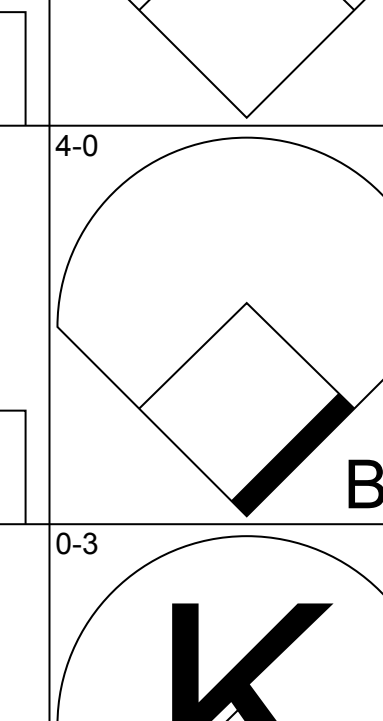
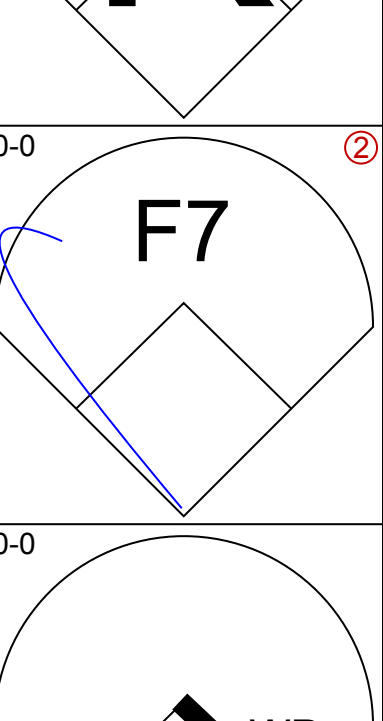
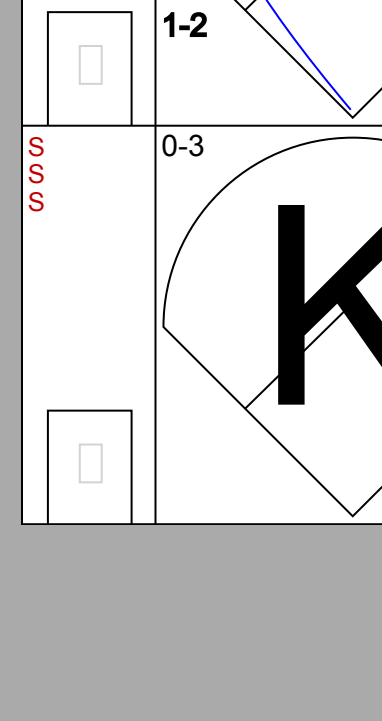
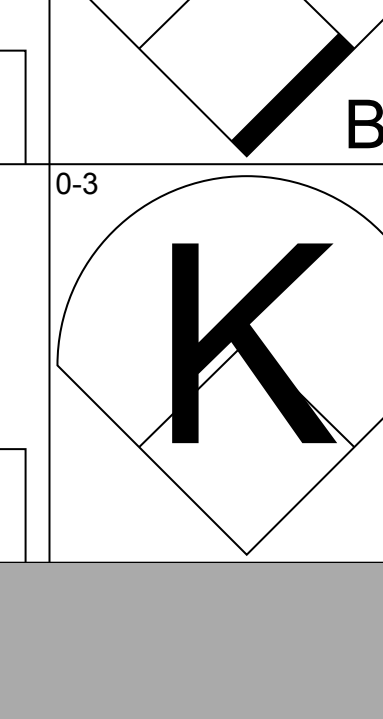
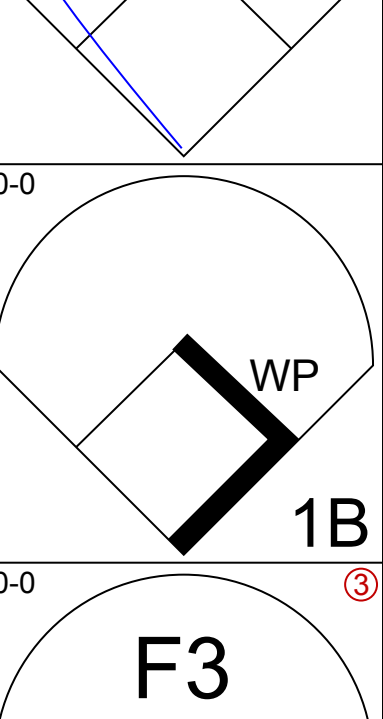
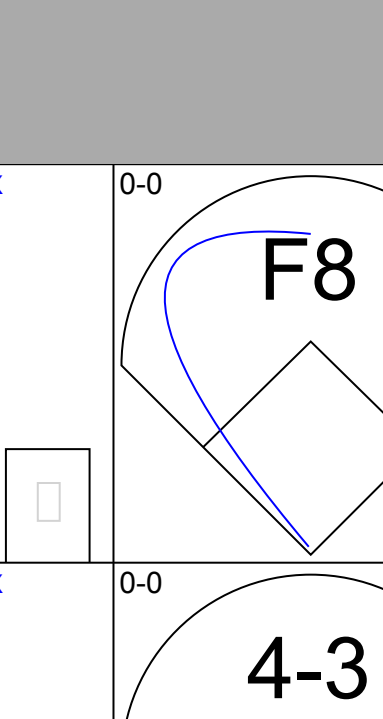
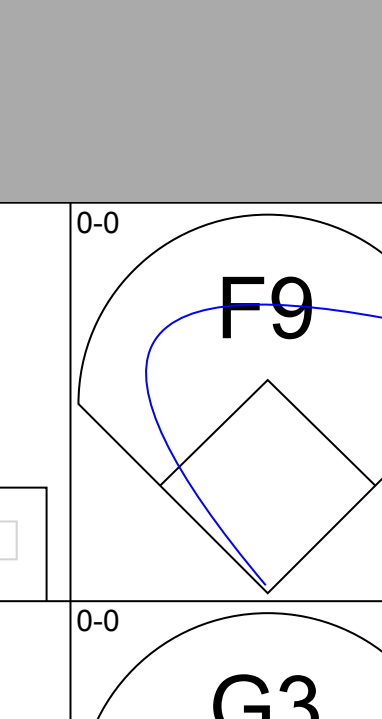
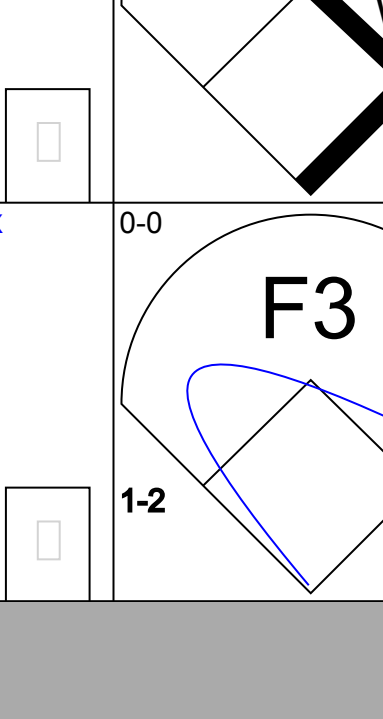
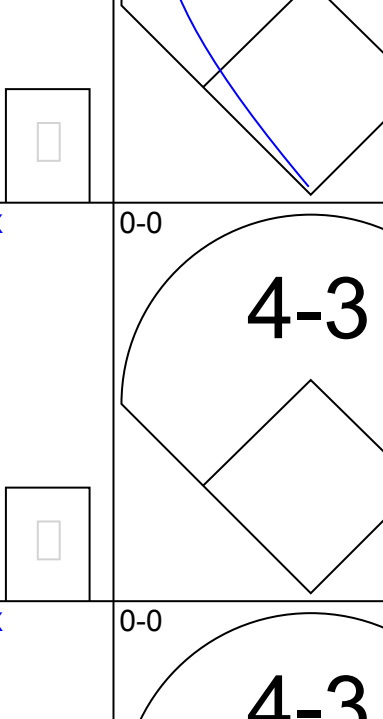
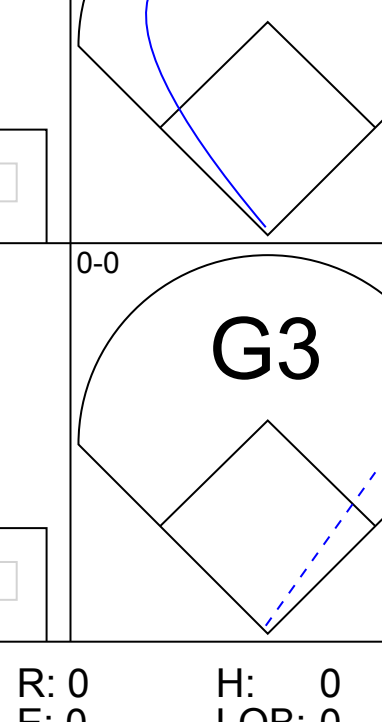
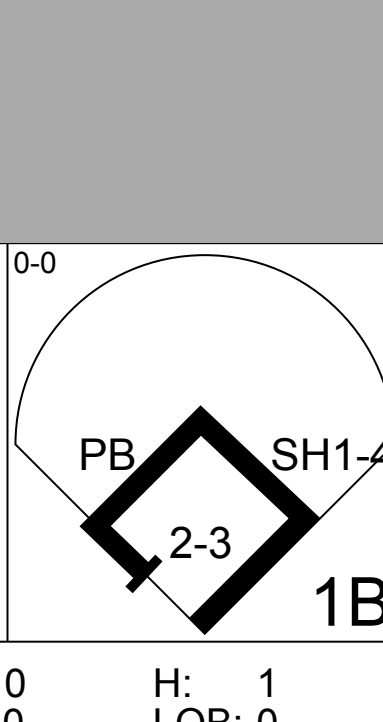
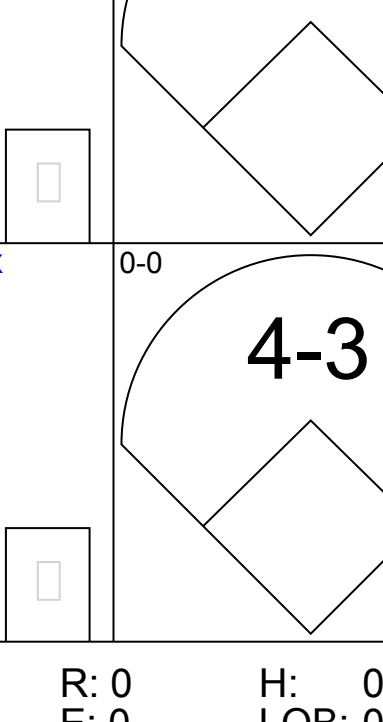


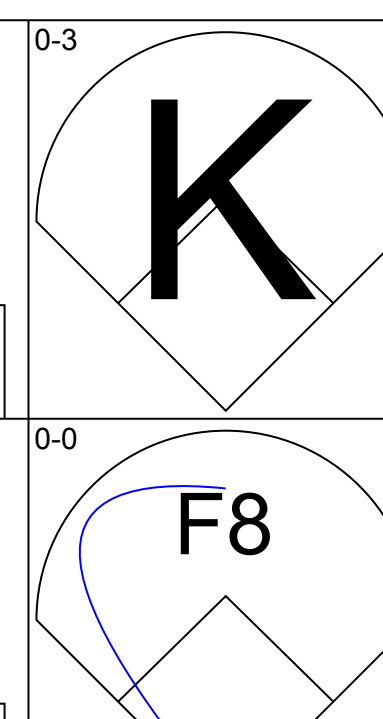
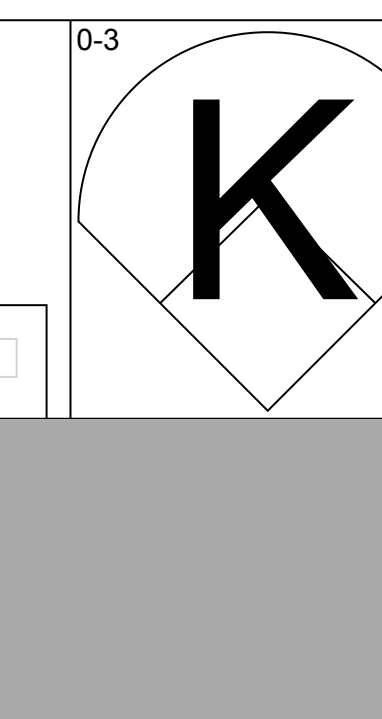
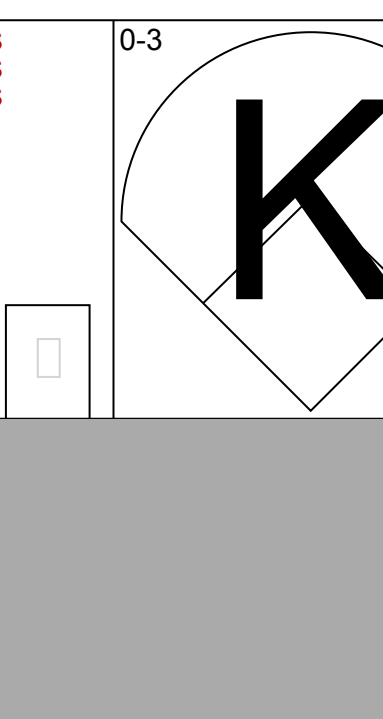
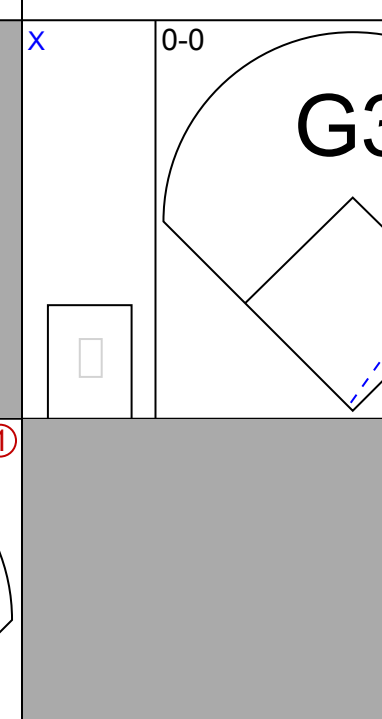
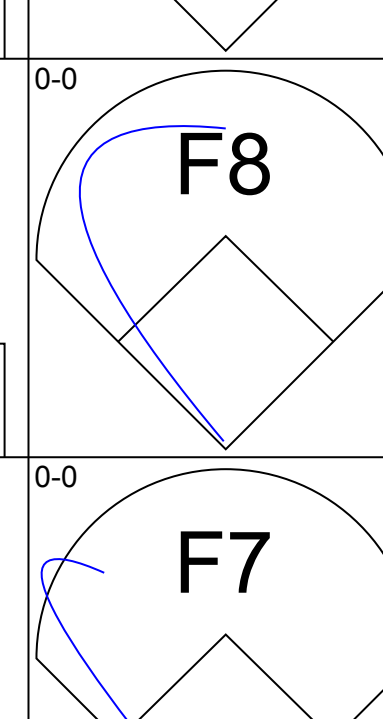
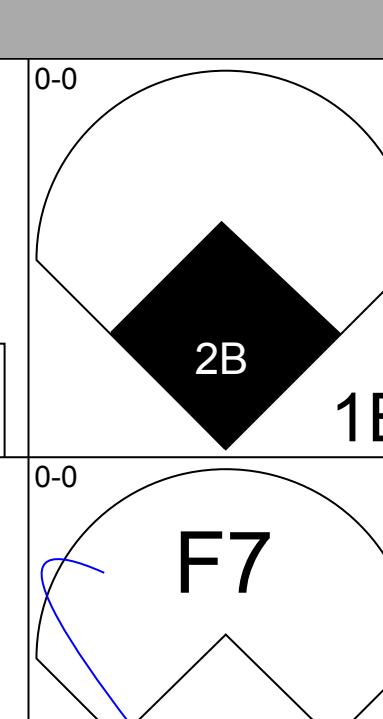
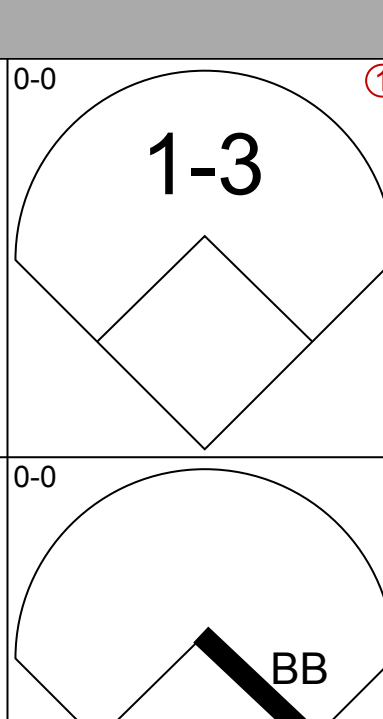
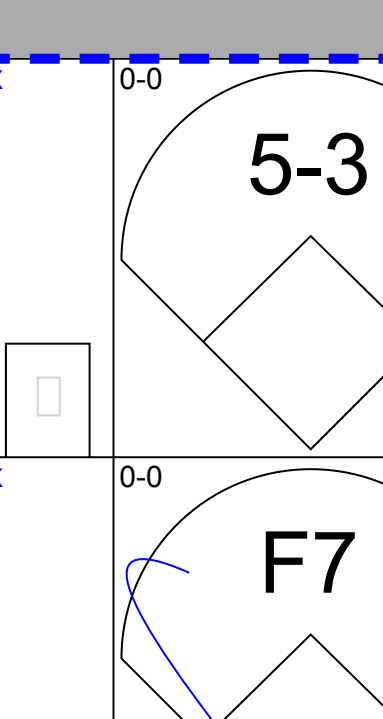
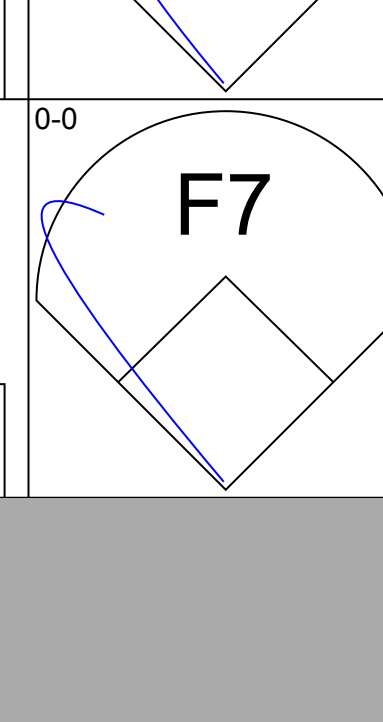
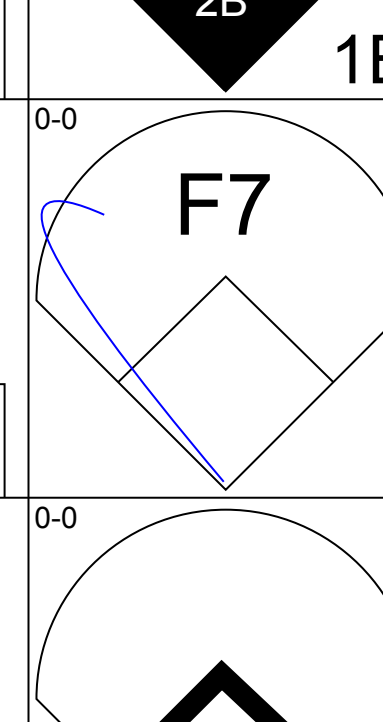
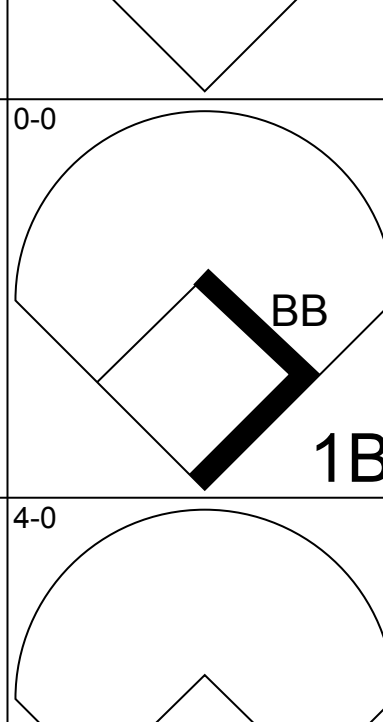
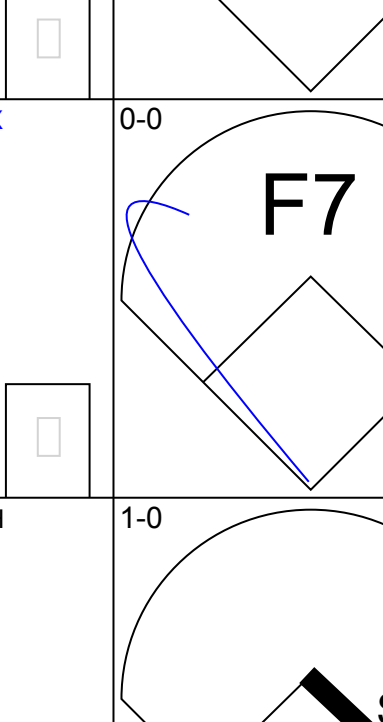
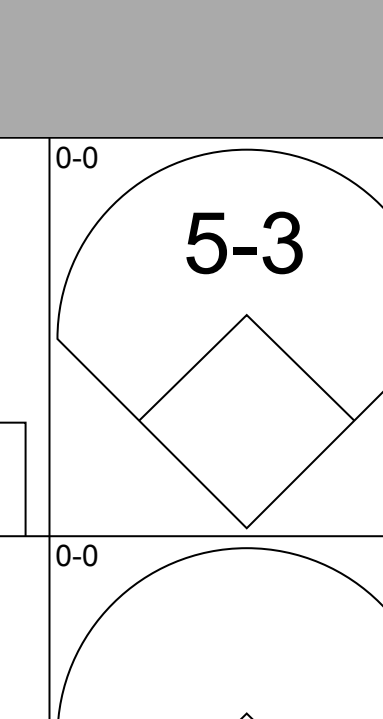
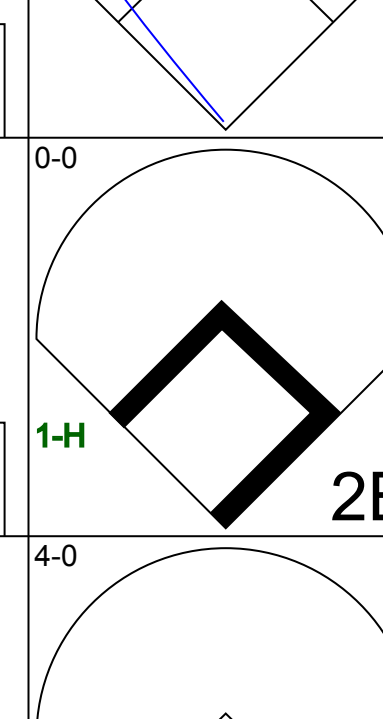
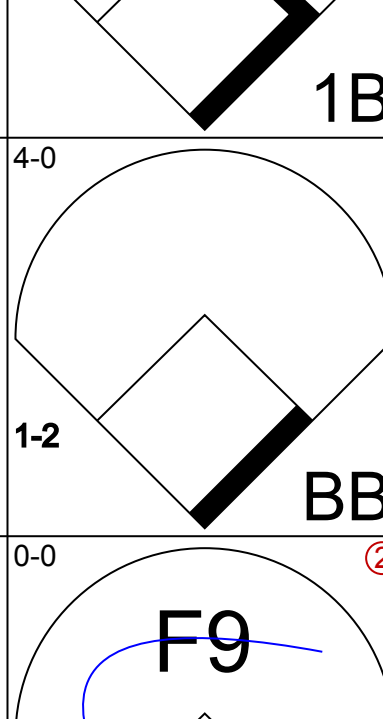
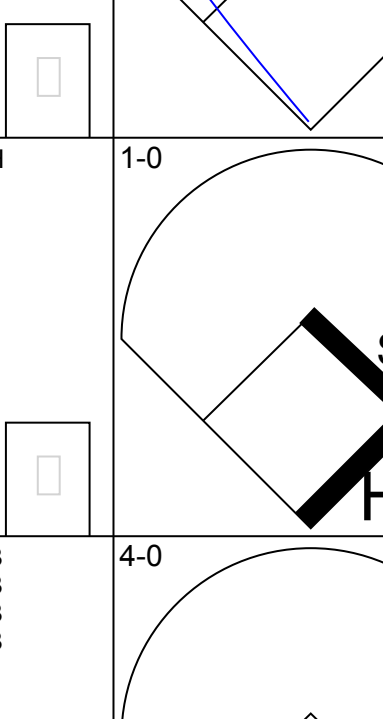
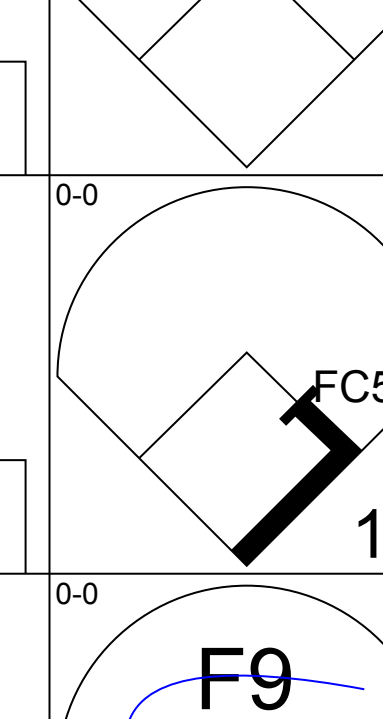
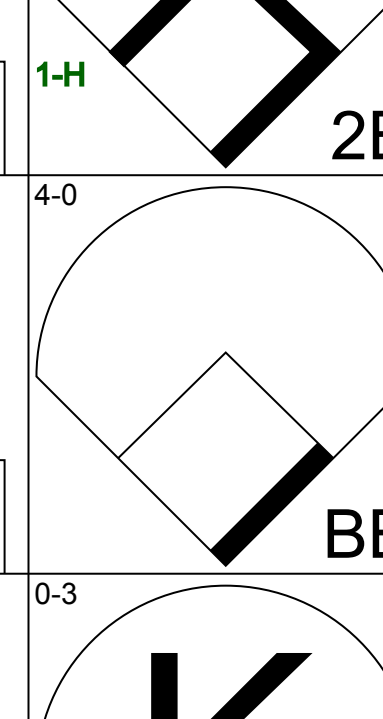
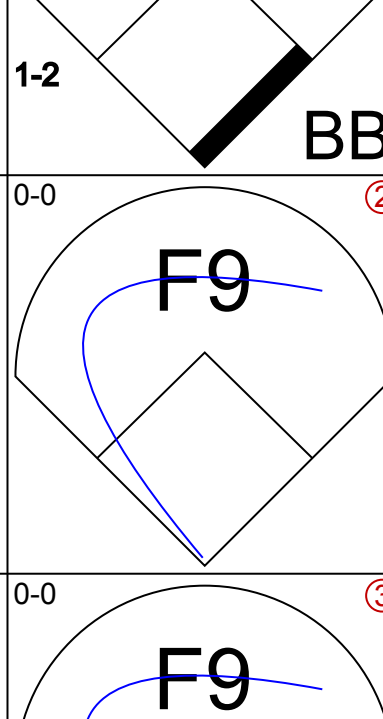
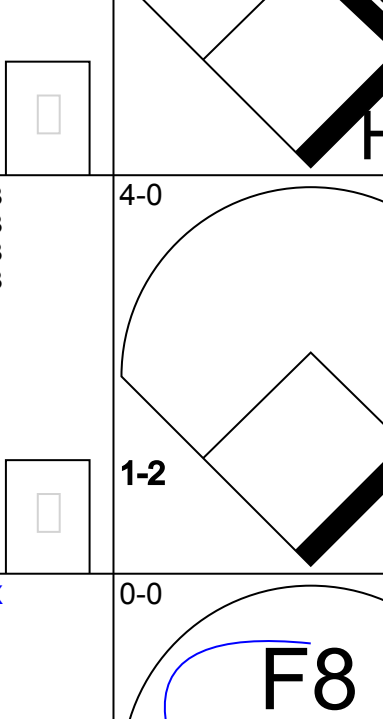
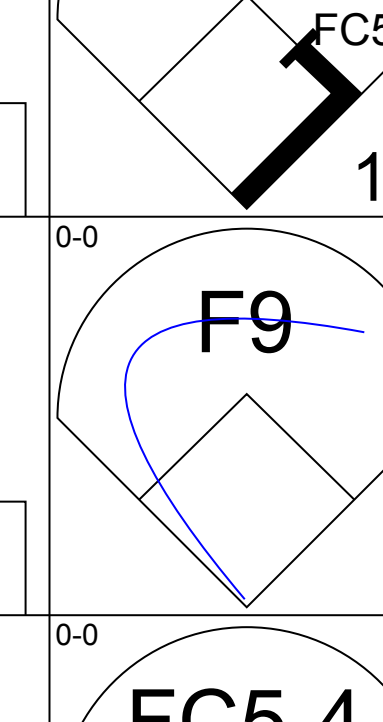
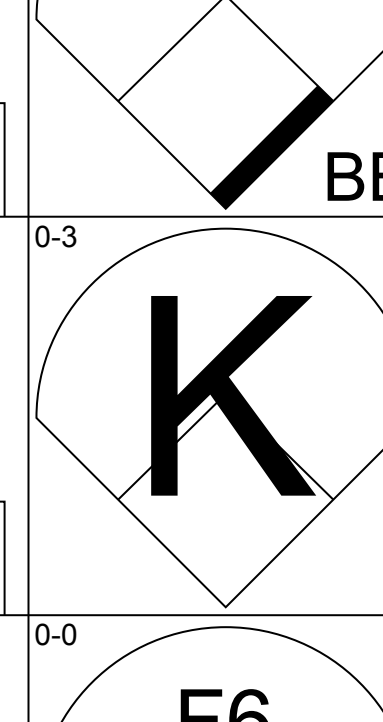
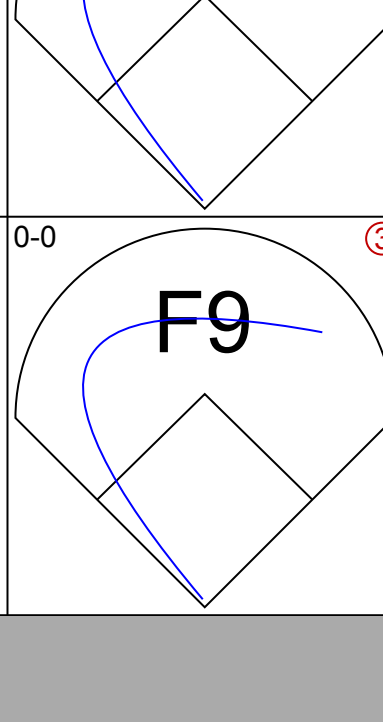
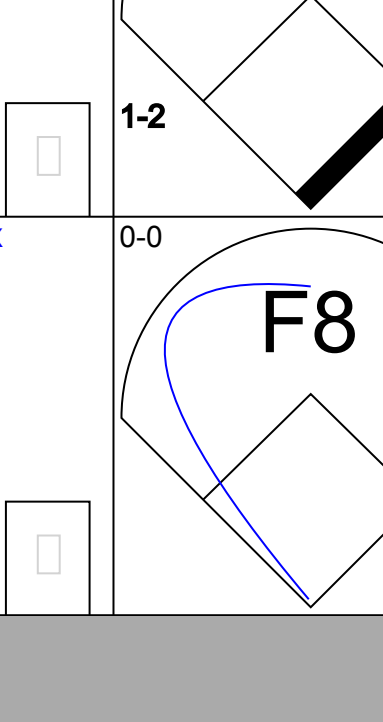
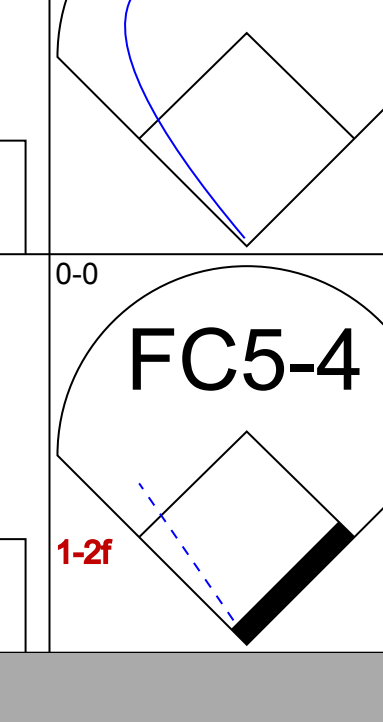
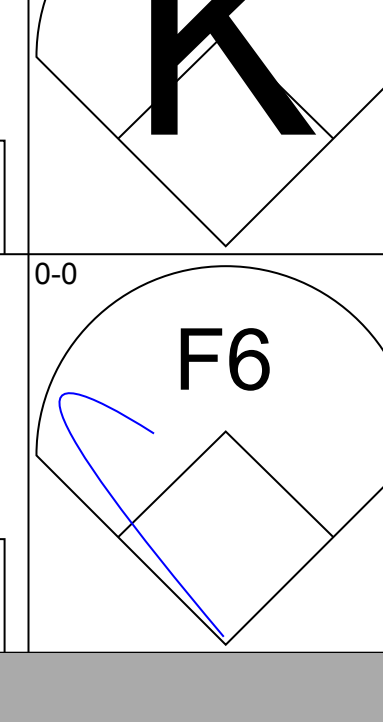
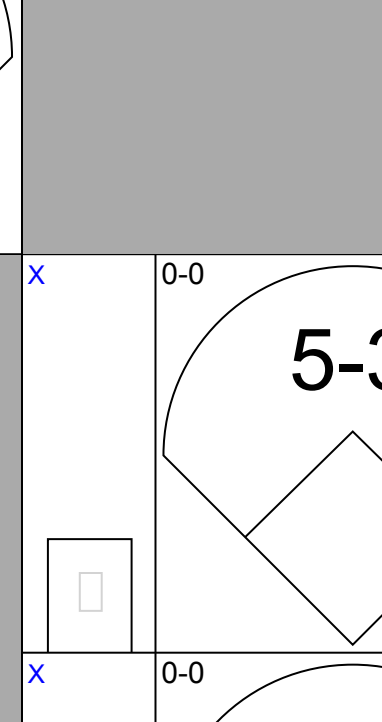
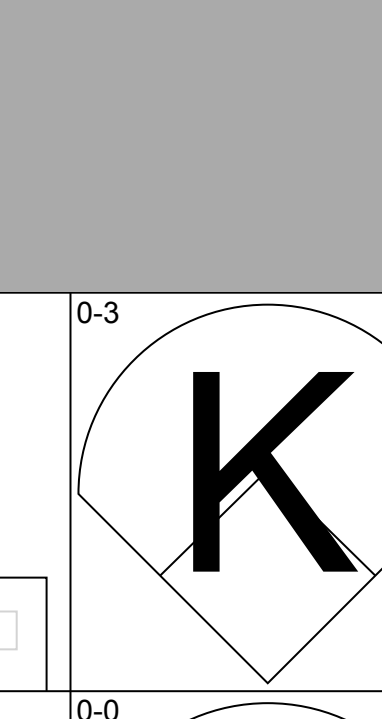
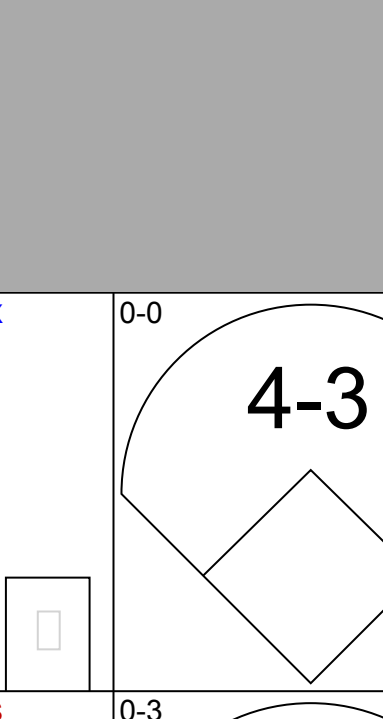
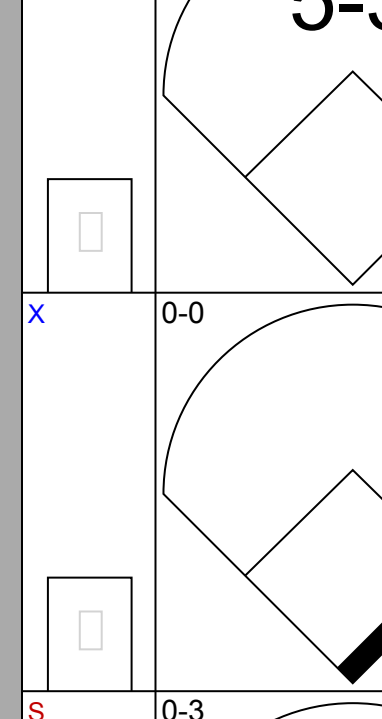
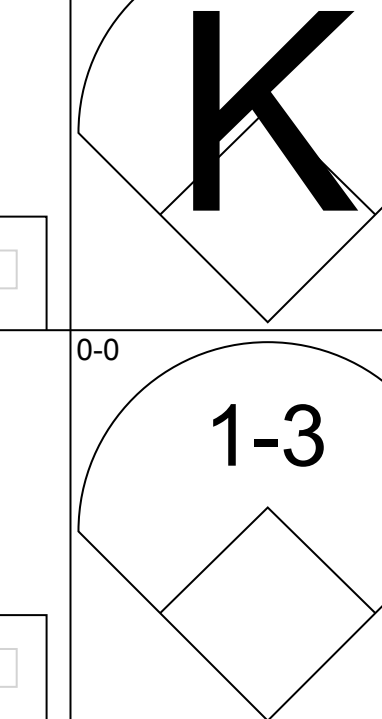
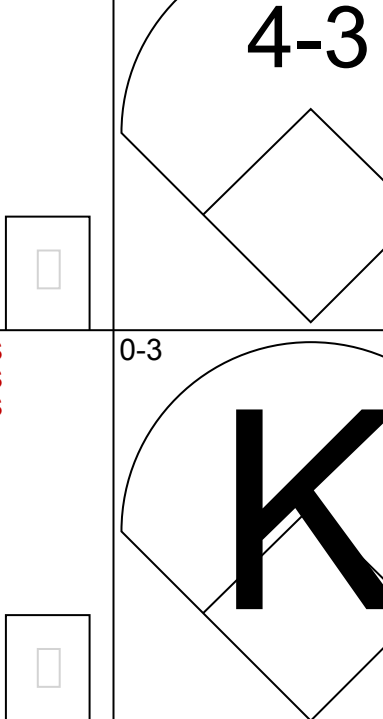
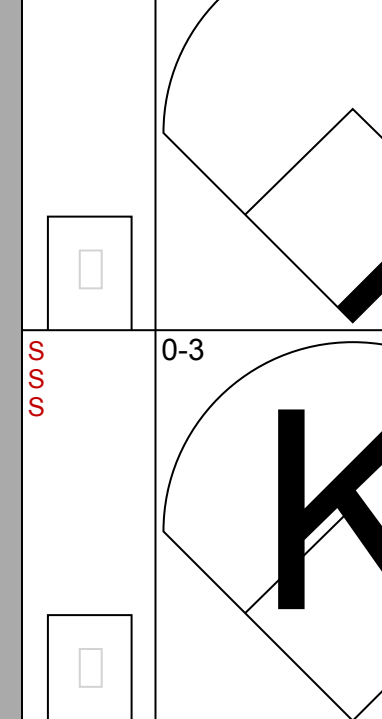


Batter	1	2	3	4	5	6	7	8	9	AB	R	H	RBI	BB	SO	LOB	TOP								
<b>Tony Scott, S</b> OBP: 0.267, SLG: 0.274 (1, 9)	0-0 1-3		0-0 F6		0-0 1B		0-0 G3		0-3 K	5	1	1	0	0	1	1	<b>Montreal Expos @ St. Louis Cardinals</b> Busch Stadium, St. Louis, MO Sat Jul 05 1975, 7:05 PM CDT Unknown <a href="http://livebaseballscores.com">livebaseballscores.com</a>								
<b>Tim Foli, R</b> OBP: 0.284, SLG: 0.264 (1, 6)	0-0 L6		0-0 5-3		0-0 1B		0-3 K		0-0 F4	5	1	1	1	0	1	1									
<b>Mike Jorgensen, L</b> OBP: 0.363, SLG: 0.383 (1, 3)	0-0 4-3		0-0 1B		0-0 1B		0-0 4-3			4	0	2	1	0	0	0									
<b>Larry Bittner, L</b> OBP: 0.418, SLG: 0.451 <b>Barry Foote, R</b> OBP: 0.239, SLG: 0.286 (8, 2)		0-0 E4	0-0 G3		0-0 1B		0-0 1B		0-0 F8	4	1	1	0	0	0	1									
<b>Gary Carter, R</b> OBP: 0.369, SLG: 0.442 (8, 9)		0-0 SH1-4		0-0 F8		0-3 K		0-0 F7	3	0	0	0	0	1	2										
<b>Pepe Mangual, R</b> OBP: 0.335, SLG: 0.359 (1, 8)		0-0 5-3		0-0 2-3		0-3 K		0-0 1B	4	0	1	0	0	1	1										
<b>Pete Mackanin, R</b> OBP: 0.350, SLG: 0.452 (1, 4)		4-0 2B		0-0 6-3		0-0 F7		0-0 F4	3	0	0	0	1	0	1										
<b>Larry Parrish, R</b> OBP: 0.293, SLG: 0.393 (1, 5)		0-0 2B		0-0 F3		0-0 1B		0-0 1B	4	0	3	1	0	0	0										
<b>Dennis Blair, R</b> OBP: 0.172, SLG: 0.143 <b>Dan Warthen, S</b> OBP: 0.200, SLG: 0.200 (7, 1)		0-3 K		0-0 6-3		0-0 F9		0-0 1B	3	0	0	0	0	1	3										
<b>Inning Stats</b>	R: 0 E: 0 K: 0 S: 3	H: 0 LOB: 0 BB: 0 P: 3	R: 1 E: 1 K: 1 S: 7	H: 1 LOB: 2 BB: 1 P: 11	R: 0 E: 0 K: 0 S: 4	H: 1 LOB: 1 BB: 0 P: 4	R: 0 E: 0 K: 0 S: 3	H: 0 LOB: 0 BB: 0 P: 3	R: 2 E: 0 K: 1 S: 9	H: 4 LOB: 2 BB: 0 P: 9	R: 0 E: 0 K: 1 S: 6	H: 1 LOB: 1 BB: 0 P: 6	R: 0 E: 0 K: 1 S: 5	H: 0 LOB: 0 BB: 0 P: 5	R: 0 E: 0 K: 0 S: 4	H: 1 LOB: 1 BB: 0 P: 4		R: 0 E: 0 K: 1 S: 6	H: 2 LOB: 1 BB: 0 P: 6	1B: 8 2B: 1 3B: 1 HR: 0	SF: 0 SAC: 1 DP: 0 HBP: 0	WP: 0 PB: 0 SB: 1 CS: 0	PA: 38		
<b>PITCHER</b>	IP	WLS	BF	H	R	ER	SO	BB	IBB	HBP	BLK	WP	HR	S	P	ERA	WHIP								
<b>Bob Forsch, R</b> ERA: 2.61 <b>Mike Garman, R</b> ERA: 1.89	(1, 1) (8, 1)	7.0 8	L 30	7 3	3 0	2 0	4 1	1 0	0 0	0 0	0 0	0 0	0 0	37 10	41 10	2.57 0.00	1.143 1.500								

Batter	1	2	3	4	5	6	7	8	9	AB	R	H	RBI	BB	SO	LOB	BOTTOM								
<b>Lou Brock, L</b> OBP: 0.397, SLG: 0.425 <b>Mario Guerrero, R</b> OBP: 0.256, SLG: 0.256 (8, 6)	0-0 1-3		0-0 G3		0-0 F6		0-0 FC		0-0 F4	4	0	0	0	0	0	2	<b>Montreal Expos @ St. Louis Cardinals</b> Busch Stadium, St. Louis, MO Sat Jul 05 1975, 7:05 PM CDT Unknown <a href="http://livebaseballscores.com">livebaseballscores.com</a>								
<b>Ted Sizemore, R</b> OBP: 0.328, SLG: 0.336 (1, 4)	0-0 4-3		0-0 FC1-6-5		0-0 1B		4-0 1B		0-0 1B	4	0	2	0	1	0	1									
<b>Willie Davis, L</b> OBP: 0.272, SLG: 0.410 <b>Buddy Bradford, R</b> OBP: 0.293, SLG: 0.439 <b>Mike Garman, R</b> (8, 1) <b>Doug Howard, R</b> (9, PH) OBP: 0.227, SLG: 0.227	0-0 G3		0-0 F8		0-0 F9		0-3 K		0-3 K	3	0	0	0	0	1	2									
<b>Ted Simmons, S</b> OBP: 0.387, SLG: 0.496 (1, 2)		0-0 1B		0-0 F9		4-0 1B		0-0 F8	3	0	1	0	1	0	0										
<b>Ron Fairly, L</b> OBP: 0.427, SLG: 0.418 (1, 3)		0-0 BB		4-0 FC6-4		0-0 L3		0-0 4-3	3	0	1	0	1	0	2										
<b>Bake McBride, L</b> OBP: 0.326, SLG: 0.348 (1, 8)		4-0 BB		0-0 F5		0-0 1B		0-0 1B	3	0	2	0	1	0	1										
<b>Ken Reitz, R</b> OBP: 0.302, SLG: 0.341 (1, 5)		0-0 F6		0-0 FC6-4		0-3 K		0-0 F9	4	0	0	0	0	1	8										
<b>Mike Tyson, R</b> OBP: 0.313, SLG: 0.384 <b>Luis Melendez, R</b> OBP: 0.282, SLG: 0.329 (8, 7)		0-0 G1-6-3		0-0 6-3		0-0 FC5-4		0-3 K	2	0	0	0	0	0	3										
<b>Bob Forsch, R</b> OBP: 0.375, SLG: 0.489 <b>Reggie Smith, S</b> OBP: 0.386, SLG: 0.553 (8, 9)		4-0 BB		0-0 F8		0-0 FC5-4		0-0 1B	1	0	0	0	1	0	0										
<b>Inning Stats</b>	R: 0 E: 0 K: 0 S: 3	H: 0 LOB: 0 BB: 0 P: 3	R: 0 E: 0 K: 0 S: 4	H: 2 LOB: 2 BB: 1 P: 8	R: 0 E: 0 K: 0 S: 3	H: 0 LOB: 1 BB: 1 P: 7	R: 0 E: 0 K: 0 S: 3	H: 0 LOB: 0 BB: 0 P: 3	R: 0 E: 0 K: 2 S: 8	H: 1 LOB: 3 BB: 2 P: 16	R: 0 E: 0 K: 0 S: 5	H: 2 LOB: 2 BB: 0 P: 5	R: 0 E: 0 K: 0 S: 4	H: 1 LOB: 1 BB: 0 P: 4	R: 0 E: 0 K: 2 S: 9	H: 2 LOB: 2 BB: 0 P: 9		1B: 8 2B: 0 3B: 0 HR: 0	SF: 0 SAC: 0 DP: 1 HBP: 0	WP: 0 PB: 0 SB: 0 CS: 0	PA: 39				
<b>PITCHER</b>	IP	WLS	BF	H	R	ER	SO	BB	IBB	HBP	BLK	WP	HR	S	P	ERA	WHIP								
<b>Dennis Blair, R</b> ERA: 2.93 <b>Dan Warthen, L</b> ERA: 3.59	(1, 1) (7, 1)	6.0 3.0	W S	26 13	4 4	0 0	0 2	5 0	0 0	0 0	0 0	0 0	0 0	25 17	45 17	0.00 0.00	1.500 1.333								



Batter	1	2	3	4	5	6	7	8	9	AB	R	H	RBI	BB	SO	LOB	TOP									
<b>Pepe Mangual, R</b> OBP: 0.335, SLG: 0.359 (1, 8)										3	0	1	0	0	1	0	<b>Montreal Expos @ St. Louis Cardinals</b> Busch Stadium, St. Louis, MO Sat Jul 05 1975, 7:05 PM CDT Att: 35,141 - Unknown									
<b>Tim Foli, R</b> OBP: 0.282, SLG: 0.261 (1, 6)										3	0	0	0	0	1	1										
<b>Gary Carter, R</b> OBP: 0.363, SLG: 0.434 (1, 9)										4	0	0	0	0	0	1										
<b>Bob Bailey, R</b> OBP: 0.393, SLG: 0.379 (1, 7)										4	0	1	0	0	1	1										
<b>Barry Foote, R</b> OBP: 0.236, SLG: 0.281 (1, 2)										3	0	0	0	0	1	1										
<b>Nate Colbert, R</b> OBP: 0.218, SLG: 0.277 (1, 3)										2	0	0	0	1	1	1										
<b>Pete Mackanin, R</b> OBP: 0.350, SLG: 0.450 (1, 4)										3	0	1	0	0	1	1										
<b>Larry Parrish, R</b> OBP: 0.289, SLG: 0.387 (1, 5)										3	0	0	0	0	0	1										
<b>Woodie Fryman, R</b> OBP: 0.182, SLG: 0.219 <b>Jose Morales, R</b> OBP: 0.356, SLG: 0.488 (8, PH) <b>Donald DeMola, R</b> (8, 1)										2	0	1	0	0	0	0										
<b>Inning Stats</b>	R: 0 E: 0 K: 2 S: 7	H: 0 LOB: 0 BB: 0 P: 7	R: 0 E: 0 K: 1 S: 5	H: 0 LOB: 1 BB: 1 P: 9	R: 0 E: 0 K: 0 S: 3	H: 0 LOB: 0 BB: 0 P: 3	R: 0 E: 0 K: 1 S: 5	H: 0 LOB: 0 BB: 0 P: 5	R: 0 E: 0 K: 1 S: 6	H: 1 LOB: 1 BB: 0 P: 6	R: 0 E: 0 K: 0 S: 3	H: 1 LOB: 1 BB: 0 P: 3	R: 0 E: 0 K: 1 S: 6	H: 1 LOB: 1 BB: 0 P: 6	R: 0 E: 0 K: 0 S: 3	H: 0 LOB: 0 BB: 0 P: 3		R: 0 E: 0 K: 0 S: 4	H: 1 LOB: 1 BB: 0 P: 4	1B: 4 2B: 1 3B: 0 HR: 0	SF: 0 SAC: 2 DP: 1 HBP: 0	WP: 1 PB: 1 SB: 1 CS: 0	PA: 31			
<b>PITCHER</b>	IP	WLS	BF	H	R	ER	SO	BB	IBB	HBP	BLK	WP	HR	S	P	ERA	WHIP									
<b>John Curtis, L</b> ERA: 3.9	(1, 1)	8.0	W	28	4	0	0	6	1	0	0	0	0	0	39	43	0.00	0.625								
<b>Al Hrabosky, L</b> ERA: 1.85	(9, 1)	1.0	S	3	0	0	0	0	0	0	0	0	0	3	3	0.00	0.000									

Batter	1	2	3	4	5	6	7	8	9	AB	R	H	RBI	BB	SO	LOB	BOTTOM									
<b>Bake McBride, L</b> OBP: 0.318, SLG: 0.340 (1, 8)										4	0	0	0	0	3	1	<b>Montreal Expos @ St. Louis Cardinals</b> Busch Stadium, St. Louis, MO Sat Jul 05 1975, 7:05 PM CDT Att: 35,141 - Unknown									
<b>Ted Sizemore, R</b> OBP: 0.327, SLG: 0.334 (1, 4)										4	1	1	0	0	0	0										
<b>Luis Melendez, R</b> OBP: 0.282, SLG: 0.327 (1, 7)										4	0	1	0	0	0	1										
<b>Reggie Smith, S</b> OBP: 0.392, SLG: 0.557 (8, PR) <b>Willie Davis, L</b> OBP: 0.272, SLG: 0.410 (8, PR) <b>Doug Howard, R</b> OBP: 0.227, SLG: 0.227 (9, 3)										2	0	1	1	1	0	0										
<b>Buddy Bradford, R</b> OBP: 0.314, SLG: 0.441 (1, 9)										2	0	1	0	2	0	2										
<b>Ken Rudolph, R</b> OBP: 0.171, SLG: 0.150 <b>Ted Simmons, S</b> OBP: 0.386, SLG: 0.495 (8, PH) (9, 2)										3	0	0	0	0	1	5										
<b>Mario Guerrero, R</b> OBP: 0.250, SLG: 0.250 (1, 6)										3	0	0	0	0	0	3										
<b>Mike Tyson, R</b> OBP: 0.313, SLG: 0.382 <b>Ken Reitz, R</b> OBP: 0.302, SLG: 0.341 (8, 5)										3	0	1	0	0	1	0										
<b>John Curtis, L</b> OBP: 0.276, SLG: 0.192 <b>Al Hrabosky, R</b> OBP: 0.400, SLG: 0.250 (9, 1)										3	0	0	0	0	2	1										
<b>Inning Stats</b>	R: 0 E: 0 K: 1 S: 5	H: 0 LOB: 0 BB: 0 P: 5	R: 0 E: 0 K: 0 S: 4	H: 1 LOB: 1 BB: 0 P: 4	R: 0 E: 0 K: 2 S: 7	H: 0 LOB: 0 BB: 0 P: 7	R: 1 E: 0 K: 1 S: 7	H: 2 LOB: 1 BB: 1 P: 11	R: 0 E: 0 K: 2 S: 7	H: 0 LOB: 0 BB: 0 P: 7	R: 0 E: 0 K: 0 S: 4	H: 1 LOB: 2 BB: 1 P: 8	R: 0 E: 0 K: 1 S: 6	H: 1 LOB: 1 BB: 0 P: 6	R: 0 E: 0 K: 0 S: 3	H: 0 LOB: 2 BB: 1 P: 8		1B: 4 2B: 1 3B: 0 HR: 0	SF: 0 SAC: 0 DP: 0 HBP: 1	WP: 0 PB: 0 SB: 1 CS: 0	PA: 33					
<b>PITCHER</b>	IP	WLS	BF	H	R	ER	SO	BB	IBB	HBP	BLK	WP	HR	S	P	ERA	WHIP									
<b>Woodie Fryman, L</b> ERA: 3.08	(1, 1)	7.0	L	28	5	1	1	7	2	0	0	0	0	0	40	48	1.29	1.000								
<b>Donald DeMola, R</b> ERA: 2.25	(8, 1)	1.0	S	5	0	0	0	0	1	0	1	0	0	3	8	0.00	1.000									



Batter	1	2	3	4	5	6	7	8	9	AB	R	H	RBI	BB	SO	LOB	TOP					
<b>Pepe Mangual, R</b> OBP: 0.336, SLG: 0.363 (1, 8)	0-0 SH1-3 2B		0-0 6-3		0-3 K			0-0 HR 1B	0-3 K	5	1	2	0	0	2	0	<b>Montreal Expos @ St. Louis Cardinals</b> Busch Stadium, St. Louis, MO Sun Jul 06 1975, 3:33 AM CDT Att: 23,967 - Unknown					
<b>Tim Foli, R</b> OBP: 0.281, SLG: 0.259 (1, 6)	0-0 SH1-3 2-3		0-3 K			4-0 CS BB		0-3 K	0-3 K	3	0	0	0	1	3	1						
<b>Mike Jorgensen, L</b> OBP: 0.360, SLG: 0.392 (1, 3)	0-3 K			0-3 K		0-0 F7 1-2		0-0 HR	0-0 G3	5	1	1	2	0	2	2						
<b>Larry Bittner, L</b> OBP: 0.420, SLG: 0.452 (1, 7)	0-0 G3			0-0 1B		0-0 FC6-4 1B		0-0 G3		4	0	2	0	0	0	1						
<b>Barry Foote, R</b> OBP: 0.241, SLG: 0.286 <b>Tony Scott, S</b> OBP: 0.267, SLG: 0.274 (8, PR) (8, 9)		0-0 F7		0-0 1B		0-0 FC6-4 1-2		0-0 1B E 1B		4	0	2	0	0	0	1						
<b>Gary Carter, R</b> OBP: 0.365, SLG: 0.440 (8, 2)		0-0 1B 2B		0-0 F9 1B			0-0 5-3	0-0 E 1-2 1B		4	0	2	0	0	0	2						
<b>Pete Mackanin, R</b> OBP: 0.353, SLG: 0.451 (1, 4)		0-0 G6-4-3 1B		0-3 K			0-3 K	0-0 E9 1-3 2-H 1B		4	0	2	1	0	2	2						
<b>Larry Parrish, R</b> OBP: 0.293, SLG: 0.400 (1, 5)		0-0 G6-4-3			0-0 F9		0-0 HR	4-0 IBB		3	1	1	1	1	0	2						
<b>Fred Scherman, L</b> OBP: 0.100, SLG: 0.200 <b>Chuck Taylor, R</b> <b>Donald DeMola, R</b> (7, 1)			0-0 4-3		0-0 F8		0-0 F6	0-3 K		3	0	0	0	0	0	0						
<b>Inning Stats</b>	R: 0 E: 0 K: 1 S: 6	H: 1 LOB: 1 BB: 0 P: 6	R: 0 E: 0 K: 0 S: 4	H: 2 LOB: 1 BB: 0 P: 4	R: 0 E: 0 K: 1 S: 5	H: 0 LOB: 0 BB: 0 P: 5	R: 0 E: 0 K: 2 S: 9	H: 2 LOB: 2 BB: 0 P: 9	R: 0 E: 0 K: 1 S: 5	H: 0 LOB: 0 BB: 0 P: 5	R: 0 E: 0 K: 0 S: 3	H: 1 LOB: 1 BB: 1 P: 7	R: 1 E: 0 K: 1 S: 6	H: 1 LOB: 0 BB: 0 P: 6	R: 3 E: 1 K: 2 S: 12	H: 5 LOB: 3 BB: 1 P: 16		R: 0 E: 0 K: 2 S: 7	H: 0 LOB: 0 BB: 0 P: 7	1B: 8 2B: 2 3B: 0 HR: 2	SF: 0 SAC: 1 DP: 1 HBP: 0	WP: 0 PB: 0 SB: 1 CS: 1
<b>PITCHER</b> <b>Lynn McGlothen, R</b> ERA: 3.73 <b>Mike Garman, R</b> ERA: 1.92	IP: 7.2 WLS: L BF: 32	H: 10 R: 4 ER: 4 SO: 7	BB: 1 IBB: 0 HBP: 0 BLK: 0	WP: 0 HR: 2 S: 45 P: 49	ERA: 4.70 WHIP: 1.435	IP: 1.1 WLS: W BF: 7	H: 2 R: 0 ER: 0 SO: 3	BB: 0 IBB: 1 HBP: 0 BLK: 0	WP: 0 HR: 0 S: 12 P: 16	ERA: 0.00 WHIP: 1.500												

Batter	1	2	3	4	5	6	7	8	9	AB	R	H	RBI	BB	SO	LOB	BOTTOM			
<b>Lou Brock, L</b> OBP: 0.362, SLG: 0.434 <b>Willie Davis, L</b> OBP: 0.271, SLG: 0.408 (8, 9)	0-0 5-3		0-0 SF7 3B	0-0 S 1B			4-0 S 3B BB		0-0 F8	3	2	2	0	1	0	0	<b>Montreal Expos @ St. Louis Cardinals</b> Busch Stadium, St. Louis, MO Sun Jul 06 1975, 3:33 AM CDT Att: 23,967 - Unknown			
<b>Ted Sizemore, R</b> OBP: 0.322, SLG: 0.329 (1, 4)	0-0 F9		0-0 F3	0-0 F8 1-2			0-0 F6 1-2		0-0 4-3	5	0	0	0	0	0	3				
<b>Luis Melendez, R</b> OBP: 0.283, SLG: 0.329 <b>Ron Fairly, L</b> OBP: 0.432, SLG: 0.446 (7, PH) (8, 7)	0-0 WP 1B		0-0 SF7 3-H		0-0 F9		0-0 2-H 1B 3B			2	0	1	1	0	0	0				
<b>Ted Simmons, S</b> OBP: 0.390, SLG: 0.496 (1, 2)	4-0 1-2 IBB		0-0 1B 1B		0-0 F8		0-0 1B			3	0	2	1	1	0	0				
<b>Buddy Bradford, R</b> OBP: 0.315, SLG: 0.437 <b>Bake McBride, L</b> OBP: 0.316, SLG: 0.337 (7, PH) (8, 8)	0-3 K		0-0 1B 1B		0-0 F4		0-0 F7			3	0	1	0	0	1	2				
<b>Ken Reitz, R</b> OBP: 0.304, SLG: 0.341 (1, 5)		4-0 1-3 BB	0-0 FC6 1-2 2-3 1B		0-0 F8		0-0 4-3			3	0	1	0	1	0	0				
<b>Doug Howard, R</b> OBP: 0.192, SLG: 0.192 (1, 3)		0-0 F7	0-0 FC6 1-2		0-0 5-3		0-0 6-3			4	0	0	0	0	0	4				
<b>Mike Tyson, R</b> OBP: 0.301, SLG: 0.366 (1, 6)		0-0 1-3		0-0 F8		0-0 F9		0-0 F8		4	0	0	0	0	0	1				
<b>Lynn McGlothen, L</b> OBP: 0.044, SLG: 0.044 <b>Mike Garman, R</b> <b>Reggie Smith, S</b> OBP: 0.390, SLG: 0.555 (9, PH)		0-0 4-3		0-3 K			0-3 K		0-3 K	3	0	0	0	0	2	1				
<b>Inning Stats</b>	R: 0 E: 0 K: 1 S: 6	H: 1 LOB: 2 BB: 1 P: 10	R: 0 E: 0 K: 0 S: 3	H: 0 LOB: 1 BB: 1 P: 7	R: 1 E: 0 K: 0 S: 7	H: 4 LOB: 3 BB: 0 P: 7	R: 0 E: 0 K: 1 S: 6	H: 1 LOB: 0 BB: 0 P: 6	R: 0 E: 0 K: 0 S: 3	H: 0 LOB: 0 BB: 0 P: 3	R: 2 E: 0 K: 1 S: 7	H: 2 LOB: 1 BB: 1 P: 11	R: 0 E: 0 K: 0 S: 3	H: 0 LOB: 0 BB: 0 P: 3	R: 0 E: 0 K: 1 S: 5	H: 0 LOB: 0 BB: 0 P: 5		1B: 6 2B: 0 3B: 2 HR: 0	SF: 1 SAC: 0 DP: 0 HBP: 0	WP: 1 PB: 0 SB: 2 CS: 0
<b>PITCHER</b> <b>Fred Scherman, L</b> ERA: 3.42 <b>Chuck Taylor, R</b> ERA: 4.63 <b>Donald DeMola, R</b> ERA: 2.17	IP: 6.1 WLS: W BF: 28	H: 6 R: 2 ER: 2 SO: 3	BB: 2 IBB: 1 HBP: 0 BLK: 0	WP: 1 HR: 0 S: 31 P: 43	ERA: 2.84 WHIP: 1.263	IP: 0.1 WLS: W BF: 7	H: 0 R: 0 ER: 0 SO: 1	BB: 0 IBB: 0 HBP: 0 BLK: 0	WP: 0 HR: 0 S: 9 P: 9	ERA: 0.00 WHIP: 0.000										

AB	36
R	4
H	12
RBI	4
BB	2
SO	10
LOB	14



AB	34
R	3
H	8
RBI	3
BB	3
SO	4
LOB	12













Batter	1	2	3	4	5	6	7	8	9	10	AB	R	H	RBI	BB	SO	LOB					
<b>Pepe Mangual, R</b> OBP: 0.340, SLG: 0.370 (1, 8)	1-1 1B	3-1 2B							0-1 1-3		5	1	3	2	0	1	3					
<b>Tony Scott, S</b> OBP: 0.264, SLG: 0.260 (1, 9)	1-3 K	1-0 6-3							2-2 F7		5	0	0	0	0	1	5					
<b>Mike Jorgensen, L</b> OBP: 0.362, SLG: 0.390 (1, 3)	1-0 1B								1-0 F8		4	0	2	1	0	0	0					
<b>Larry Blittner, L</b> OBP: 0.415, SLG: 0.442 (1, 7)	0-1 G1-6-3								1-1 F9		5	0	0	0	0	0	5					
<b>Gary Carter, R</b> OBP: 0.366, SLG: 0.435 (1, 2)		1-0 F8 1B							0-1 FC4-6 BB		4	1	1	0	1	0	1					
<b>Larry Parrish, R</b> OBP: 0.296, SLG: 0.406 (1, 5)		0-0 F8 2B							4-0 FC4-6 BB		3	1	1	0	1	0	0					
<b>Pete Mackanin, R</b> OBP: 0.337, SLG: 0.423 (1, 4)		0-2 F8							1-0 FC4-6 BB		4	0	0	0	0	1	4					
<b>Tim Foli, R</b> OBP: 0.279, SLG: 0.256 (1, 6)		4-0 2B							4-0 1-2 BB		2	0	0	0	2	1	0					
<b>Dennis Blair, R</b> OBP: 0.182, SLG: 0.156 <b>Donald DeMola, R</b> (9, 1)		0-3 K							0-3 K		4	0	1	0	0	3	6					
<b>Inning Stats</b>	R: 1 E: 0 K: 1 S: 9	H: 2 LOB: 0 BB: 0 P: 12	R: 2 E: 0 K: 1 S: 11	H: 3 LOB: 2 BB: 1 P: 20	R: 0 E: 0 K: 0 S: 3	H: 0 LOB: 0 BB: 0 P: 6	R: 0 E: 0 K: 1 S: 6	H: 0 LOB: 0 BB: 0 P: 6	R: 0 E: 0 K: 0 S: 9	H: 2 LOB: 2 BB: 0 P: 14	R: 0 E: 0 K: 2 S: 10	H: 0 LOB: 0 BB: 0 P: 13	R: 0 E: 0 K: 0 S: 6	H: 0 LOB: 0 BB: 0 P: 10	R: 0 E: 0 K: 1 S: 8	H: 0 LOB: 3 BB: 3 P: 21	R: 0 E: 0 K: 0 S: 10	H: 1 LOB: 1 BB: 0 P: 14	1B: 7 2B: 1 3B: 0 HR: 0	SF: 0 SAC: 0 DP: 2 HBP: 1	WP: 0 PB: 0 SB: 1 CS: 0	PA: 41
<b>PITCHER</b>	IP	WLS	BF	H	R	ER	SO	BB	IBB	HBP	BLK	WP	HR	S	P	ERA	WHIP					
<b>Ken Forsch, R</b> ERA: 3.43 <b>Mike Stanton, R</b> ERA: <b>Wayne Granger, R</b> ERA: 2.35	(1, 1) 8.0	(9, 1) 0.1	(9, 1) 1.2	31 4	7 0	3 0	6 0	0 3	0 0	1 0	0 0	0 0	0 0	2 16	88 15 20	3.38 0.00 0.00	0.875 9.000 0.600					

**TOP**

**Montreal Expos @ Houston Astros**  
Astrodome, Houston, TX  
Wed Jul 09 1975, 8:05 PM EDT  
Att. 9,304 - Dome

AB	36
R	3
H	8
RBI	3
BB	4
SO	7
LOB	24



Batter	1	2	3	4	5	6	7	8	9	10	AB	R	H	RBI	BB	SO	LOB					
<b>Wilbur Howard, S</b> OBP: 0.387, SLG: 0.466 (1, 7)	0-0 F6									2-1 SH5-4	4	1	2	0	0	0	0					
<b>Greg Gross, L</b> OBP: 0.361, SLG: 0.346 (1, 9)	3-2 3-1								0-0 SH5-4		3	0	1	0	1	0	0					
<b>Cesar Cedeño, R</b> OBP: 0.354, SLG: 0.398 (1, 8)	1-1 F9								2-0 1B		5	0	1	2	0	0	4					
<b>Bob Watson, R</b> OBP: 0.363, SLG: 0.488 (1, 3)		1-1 6-3							1-0 F7		4	0	0	0	0	0	4					
<b>Cliff Johnson, R</b> OBP: 0.349, SLG: 0.473 (1, 2)		4-0 1B							0-0 F8		3	1	0	0	1	0	2					
<b>Doug Rader, R</b> OBP: 0.324, SLG: 0.379 (1, 5)		1-0 SF8							1-0 F6		4	1	2	1	0	0	0					
<b>Roger Metzger, S</b> OBP: 0.301, SLG: 0.325 (1, 6)		3-2 SF8							4-2 HR		2	0	1	1	1	0	0					
<b>Rob Andrews, R</b> OBP: 0.279, SLG: 0.244 <b>Ken Boswell, L</b> OBP: 0.363, SLG: 0.313 (7, PH) (8, 4)		0-0 4-3							2-2 F8		2	0	0	0	0	0	1					
<b>Ken Forsch, R</b> OBP: 0.133, SLG: 0.071 <b>Jose Cruz, L</b> OBP: 0.332, SLG: 0.309 <b>Mike Stanton, S</b> <b>Wayne Granger, R</b> (9, 1)		1-1 2B							0-3 K		1	1	0	0	1	0	0					
<b>Inning Stats</b>	R: 0 E: 0 K: 0 S: 8	H: 0 LOB: 0 BB: 0 P: 12	R: 1 E: 0 K: 0 S: 9	H: 1 LOB: 1 BB: 1 P: 18	R: 1 E: 0 K: 0 S: 12	H: 1 LOB: 2 BB: 2 P: 23	R: 0 E: 0 K: 0 S: 7	H: 0 LOB: 0 BB: 0 P: 8	R: 0 E: 0 K: 0 S: 7	H: 0 LOB: 0 BB: 0 P: 7	R: 0 E: 0 K: 0 S: 4	H: 1 LOB: 0 BB: 0 P: 11	R: 0 E: 0 K: 1 S: 13	H: 2 LOB: 2 BB: 0 P: 20	R: 1 E: 0 K: 1 S: 12	H: 1 LOB: 1 BB: 1 P: 19	R: 1 E: 0 K: 0 S: 4	H: 1 LOB: 1 BB: 0 P: 8	1B: 5 2B: 1 3B: 0 HR: 1	SF: 1 SAC: 1 DP: 1 HBP: 1	WP: 0 PB: 0 SB: 1 CS: 0	PA: 39
<b>PITCHER</b>	IP	WLS	BF	H	R	ER	SO	BB	IBB	HBP	BLK	WP	HR	S	P	ERA	WHIP					
<b>Dennis Blair, R</b> ERA: 2.95 <b>Donald DeMola, R</b> ERA: 2.29	(1, 1) 8.1	(9, 1) 1.0	(9, 1) 1.0	34 5	6 1	3 1	1 1	4 0	0 0	0 1	0 0	0 0	0 0	11 17	117 17	3.24 9.00	1.200 1.000					

**BOTTOM**

**Montreal Expos @ Houston Astros**  
Astrodome, Houston, TX  
Wed Jul 09 1975, 8:05 PM EDT  
Att. 9,304 - Dome

AB	32
R	4
H	7
RBI	4
BB	4
SO	2
LOB	14





Batter	1	2	3	4	5	6	7	8	9	10	AB	R	H	RBI	BB	SO	LOB	TOP	
Bob Bailey, R OBP: 0.388, SLG: 0.369 Larry Blittner, L OBP: 0.413, SLG: 0.439 Jose Morales, R OBP: 0.340, SLG: 0.465 Dale Murray, R OBP: 0.331, SLG: 0.416	1-0 5-3		2-1 5-3			1-0 5-3 HBP		1-1 6-3		0-0 F9	2 0 1 0 0 0 0 0 0 0								
Pepe Mangual, R OBP: 0.339, SLG: 0.367 Mike Jorgensen, L OBP: 0.357, SLG: 0.384	4-1 CS BB		3-1 F9		0-0 4-3	1-0 5-3 1-2 2-3		0-0 6-3		0-1 F9	3 0 0 0 0 1 0 3								
Gary Carter, R OBP: 0.365, SLG: 0.436 Barry Foote, R OBP: 0.233, SLG: 0.276 Larry Pamish, R OBP: 0.300, SLG: 0.408		2-1 F9		3-1 4-3		2-0 4-3 1B 2B		2-0 1-3		2-0 1-3	4 1 1 0 0 0 0 0								
Pete Mackanin, R OBP: 0.331, SLG: 0.416 Tim Foli, R OBP: 0.282, SLG: 0.262		1-1 5-3			1-1 F9	0-0 4-3		0-1 4-3		1-0 L8	4 0 0 0 0 0 0 1								
Dan Warthen, S OBP: 0.167, SLG: 0.167 Pat Scanlon, L OBP: 0.296, SLG: 0.341 Nate Colbert, R OBP: 0.218, SLG: 0.271 Tony Scott, S OBP: 0.264, SLG: 0.260		1-2 E7			0-1 4-3	0-1 4-3		0-1 G5-4-3 1B		3-1 SH3-4 1B	4 0 2 1 0 0 0 0								
Inning Stats	R: 0 E: 0 K: 0 S: 5	H: 0 LOB: 0 BB: 1 P: 13	R: 0 E: 1 K: 0 S: 10	H: 0 LOB: 1 BB: 0 P: 15	R: 0 E: 0 K: 1 S: 7	H: 0 LOB: 0 BB: 0 P: 11	R: 0 E: 0 K: 2 S: 8	H: 1 LOB: 2 BB: 0 P: 12	R: 1 E: 0 K: 0 S: 6	H: 2 LOB: 0 BB: 0 P: 9	R: 0 E: 0 K: 0 S: 6	H: 1 LOB: 1 BB: 0 P: 7	R: 0 E: 0 K: 0 S: 4	H: 0 LOB: 0 BB: 0 P: 7	R: 0 E: 0 K: 0 S: 7	H: 1 LOB: 2 BB: 1 P: 15	1B: 3 2B: 2 3B: 0 HR: 0	SF: 0 SAC: 2 DP: 1 HBP: 1	WP: 0 PA: 37 PB: 0 SB: 0 CS: 1
PITCHER	IP 7.0	WLS 25	H 3	R 1	ER 1	SO 3	BB 1	IBB 0	HBP 1	BLK 0	WP 0	HR 0	S 46	P 77	ERA 1.29	WHIP 0.571			
Phil Niekro, R ERA: 2.64 Elias Sosa, R ERA: 3.19 Max Leon, R ERA: 3.69 Tom House, L ERA: 3.56	(1, 1) 2.0	(8, 1) 7	(10, 1) 3	(10, 1) 1	(10, 1) 0	(10, 1) 0	(10, 1) 0	(10, 1) 0	(10, 1) 0	(10, 1) 0	(10, 1) 0	(10, 1) 0	(10, 1) 6	(10, 1) 10	(10, 1) 0.00	(10, 1) 1.500	(10, 1) 0.00	(10, 1) 0.000	

Montreal Expos @ Atlanta Braves  
Atlanta-Fulton County Stadium, Atlanta, GA  
Fri Jul 11 1975, 7:05 PM EDT  
Att: 5,010 - Unknown

AB	32
R	1
H	5
RBI	1
BB	2
SO	3
LOB	14



Batter	1	2	3	4	5	6	7	8	9	10	AB	R	H	RBI	BB	SO	LOB	BOTTOM			
Ralph Garr, L OBP: 0.319, SLG: 0.372 Marty Perez, R OBP: 0.336, SLG: 0.333 Darrell Evans, L OBP: 0.343, SLG: 0.375 Earl Williams, R OBP: 0.278, SLG: 0.348 Dusty Baker Jr., R OBP: 0.325, SLG: 0.384	0-0 1B 1B		0-1 6-3		0-1 4-3		0-0 1-3	1-3 K		0-0 6-3	5 0 1 0 0 1 1										
Phil Niekro, R OBP: 0.362, SLG: 0.379 Rod Gilbreath, R OBP: 0.362, SLG: 0.426 Max Leon, R OBP: 0.500, SLG: 0.500 Tom House, L OBP: 0.500, SLG: 0.500	1-2 F8		0-1 4-3		0-0 1-3		0-0 1-3	3-2 4-3		4-2 E 1B BB	4 1 0 0 1 0 1										
Larvell Blanks, R OBP: 0.344, SLG: 0.349 Vic Correll, R OBP: 0.328, SLG: 0.396	3-2 1B		1-3 K		1-1 G3		1-1 G3	0-3 K		2-0 E9 1B 1B	5 0 2 0 0 2 0										
Rowland Office, L OBP: 0.382, SLG: 0.379 Rod Gilbreath, R OBP: 0.362, SLG: 0.426 Max Leon, R OBP: 0.500, SLG: 0.500 Tom House, L OBP: 0.500, SLG: 0.500	1-3 K		4-2 FC6-4 BB		3-1 FC4-6 1B		3-1 FC4-6 1B	1-3 K		1-0 1B	4 0 2 1 1 2 2										
Inning Stats	R: 0 E: 0 K: 1 S: 13	H: 2 LOB: 2 BB: 0 P: 22	R: 0 E: 0 K: 0 S: 4	H: 0 LOB: 0 BB: 1 P: 10	R: 0 E: 0 K: 0 S: 7	H: 0 LOB: 0 BB: 0 P: 8	R: 0 E: 0 K: 2 S: 13	H: 1 LOB: 1 BB: 1 P: 21	R: 0 E: 0 K: 1 S: 11	H: 0 LOB: 0 BB: 0 P: 15	R: 0 E: 0 K: 0 S: 9	H: 1 LOB: 1 BB: 0 P: 14	R: 0 E: 0 K: 2 S: 11	H: 0 LOB: 0 BB: 0 P: 15	R: 1 E: 2 K: 3 S: 14	H: 1 LOB: 2 BB: 1 P: 25	R: 1 E: 1 K: 0 S: 6	H: 2 LOB: 2 BB: 1 P: 13	1B: 6 2B: 0 3B: 0 HR: 0	SF: 0 SAC: 0 DP: 1 HBP: 0	WP: 0 PA: 40 PB: 0 SB: 1 CS: 0
PITCHER	IP 9.0	WLS 36	H 4	R 1	ER 0	SO 9	BB 3	IBB 1	HBP 0	BLK 0	WP 0	HR 0	S 87	P 142	ERA 0.00	WHIP 0.778					
Dan Warthen, L ERA: 2.94 Dale Murray, R ERA: 5.14	(1, 1) 0.1	(7, PH) L	(10, 1) 4	(10, 1) 2	(10, 1) 1	(10, 1) 1	(10, 1) 0	(10, 1) 0	(10, 1) 0	(10, 1) 0	(10, 1) 0	(10, 1) 0	(10, 1) 6	(10, 1) 13	(10, 1) 27.00	(10, 1) 9.000	(10, 1) 0.00	(10, 1) 0.000			

Montreal Expos @ Atlanta Braves  
Atlanta-Fulton County Stadium, Atlanta, GA  
Fri Jul 11 1975, 7:05 PM EDT  
Att: 5,010 - Unknown

AB	35
R	2
H	6
RBI	2
BB	5
SO	9
LOB	16





Batter	1	2	3	4	5	6	7	8	9	AB	R	H	RBI	BB	SO	LOB	TOP			
<b>Pepe Mangual, R</b> OBP: 0.340, SLG: 0.370 (1, 8)	4-2 BB 1B BB	0-1 PB 2B			0-1 6-3		2-2 SF8		1-1 G5-4-3	3	1	1	1	1	0	1				
<b>Larry Lintz, S</b> OBP: 0.318, SLG: 0.198 (1, 4)	0-0 BB 5-3 1B	1-3 K			2-1 G1		0-0 FC4			4	1	1	0	0	1	2				
<b>Mike Jorgensen, L</b> OBP: 0.355, SLG: 0.379 (1, 3)	4-1 5-3 1B	3-2 F7			1-0 F7			1-2 F8		3	0	0	0	1	0	2				
<b>Larry Bittner, L</b> OBP: 0.409, SLG: 0.434 (1, 7)	0-3 K			0-1 F9		2-2 L3		2-0 4-3 1B		4	1	1	0	0	1	3				
<b>Pat Scanlon, L</b> OBP: 0.294, SLG: 0.330 (1, 5)	4-1 5-3 BB			0-1 F2		1-3 K		0-1 4-3		3	0	0	1	1	1	1				
<b>Gary Carter, R</b> OBP: 0.363, SLG: 0.433 (1, 2)	0-0 5-3			0-2 F9		1-0 1-3		2-0 1B		4	0	1	2	0	0	2				
<b>Tony Scott, S</b> OBP: 0.264, SLG: 0.254 (1, 9)	1-0 1-3			0-1 G3			4-1 1B SF8 BB	0-3 K		3	1	0	0	1	1	3				
<b>Pepe Frias, R</b> OBP: 0.231, SLG: 0.250 (7, PH)		1-3 K		0-0 F9			1-2 FC4 1B	0-3 K		2	0	0	0	0	1	0				
<b>Bob Bailey, R</b> OBP: 0.392, SLG: 0.374 (7, PH)										1	0	1	0	0	0	0				
<b>Chuck Taylor, R</b> OBP: 0.333, SLG: 0.455 (9, PH)										0	0	0	0	0	0	0				
<b>Jose Morales, R</b> OBP: 0.284, SLG: 0.265 (7, 6)										1	0	0	0	0	1	0				
<b>Fred Scherman, L</b> OBP: 0.083, SLG: 0.167 (5, 1)		1-1 5-3		0-1 5-3			1-3 K	0-0 G5-4-3 1B		2	0	0	0	0	0	0				
<b>Donald DeMola, R</b> OBP: 0.217, SLG: 0.269 (7, PH)										0	0	0	0	0	0	0				
<b>Nate Colbert, R</b> OBP: 0.284, SLG: 0.265 (7, 6)										1	0	1	0	0	0	0				
<b>Tim Foli, R</b> OBP: 0.284, SLG: 0.265 (7, 6)										1	0	1	0	0	0	0				
<b>Inning Stats</b>	R: 2 E: 0 K: 1 S: 10	H: 1 LOB: 2 BB: 3 P: 23	R: 0 E: 0 K: 2 S: 14	H: 1 LOB: 2 BB: 0 P: 20	R: 0 E: 0 K: 0 S: 7	H: 0 LOB: 0 BB: 0 P: 7	R: 0 E: 0 K: 0 S: 5	H: 0 LOB: 0 BB: 0 P: 5	R: 0 E: 0 K: 1 S: 7	H: 0 LOB: 0 BB: 0 P: 11	R: 1 E: 0 K: 1 S: 11	H: 1 LOB: 1 BB: 1 P: 19	R: 1 E: 0 K: 1 S: 10	H: 2 LOB: 1 BB: 0 P: 15	R: 0 E: 0 K: 1 S: 7	H: 1 LOB: 0 BB: 0 P: 8	1B: 5 2B: 1 3B: 0 HR: 0	SF: 1 SAC: 0 DP: 1 HBP: 0	WP: 0 PB: 1 SB: 0 CS: 0	PA: 37
<b>PITCHER</b> <b>Carl Morton, R</b> ERA: 3.74 (1, 1)	IP: 9.0 WLS: W BF: 37 H: 6 R: 4 ER: 4 SO: 7 BB: 4 IBB: 0 HBP: 0 BLK: 0 WP: 0 HR: 0 S: 76 P: 116 ERA: 4.00 WHIP: 1.111															<b>PITCHER</b>				

Montreal Expos @ Atlanta Braves  
Atlanta-Fulton County Stadium, Atlanta, GA  
Sat Jul 12 1975, 7:05 PM EDT  
Unknown

AB	32
R	4
H	6
RBI	4
BB	4
SO	7
LOB	16



Batter	1	2	3	4	5	6	7	8	9	AB	R	H	RBI	BB	SO	LOB	BOTTOM			
<b>Ralph Garr, L</b> OBP: 0.320, SLG: 0.372 (1, 7)	0-2 1-3		0-0 4-3		1-0 F7	1-1 1B SF7 1B		0-1 1B		5	1	2	1	0	0	1				
<b>Marty Perez, R</b> OBP: 0.343, SLG: 0.339 (1, 4)	2-3 K		4-2 BB		3-2 HR 1B	0-1 SF7 1B		1-0 1B		4	1	3	2	1	1	0				
<b>Darrell Evans, L</b> OBP: 0.341, SLG: 0.383 (1, 5)	3-1 HR		3-3 K		0-0 F7	1-1 SF7		0-0 L8		4	1	1	2	0	1	4				
<b>Earl Williams, R</b> OBP: 0.282, SLG: 0.364 (1, 3)	2-1 HR			3-3 K	4-1 HR BB	1-0 F4				3	2	1	1	1	1	1				
<b>Dusty Baker Jr., R</b> OBP: 0.327, SLG: 0.412 (1, 9)	1-3 K			0-0 3B	0-1 HR		1-2 F9			4	1	2	3	0	1	0				
<b>Larvell Blanks, R</b> OBP: 0.340, SLG: 0.344 (1, 6)		1-0 6-3		1-0 L3	0-3 K		0-0 F8			4	0	0	0	0	1	1				
<b>Vic Correll, R</b> OBP: 0.331, SLG: 0.392 (1, 2)		2-3 K		4-0 FC4 IBB		4-2 FC5-4 1B BB	3-1 1-3			2	1	0	0	2	1	0				
<b>Rowland Office, L</b> OBP: 0.379, SLG: 0.375 (1, 8)		1-1 2-3		0-1 FC4		1-2 FC5-4 1B		0-0 3-1		4	0	1	0	0	0	2				
<b>Carl Morton, R</b> OBP: 0.250, SLG: 0.245 (1, 1)			2-3 K		1-1 WP 1B 2B	2-1 FC5-4 1B		2-1 5-3		4	2	1	0	0	1	2				
<b>Inning Stats</b>	R: 2 E: 0 K: 2 S: 13	H: 2 LOB: 0 BB: 0 P: 21	R: 0 E: 0 K: 1 S: 6	H: 0 LOB: 0 BB: 0 P: 10	R: 0 E: 0 K: 2 S: 9	H: 0 LOB: 1 BB: 1 P: 18	R: 0 E: 0 K: 1 S: 7	H: 1 LOB: 2 BB: 1 P: 15	R: 4 E: 0 K: 1 S: 14	H: 3 LOB: 0 BB: 1 P: 23	R: 3 E: 0 K: 0 S: 17	H: 3 LOB: 1 BB: 1 P: 27	R: 0 E: 0 K: 0 S: 6	H: 0 LOB: 0 BB: 0 P: 10	R: 0 E: 0 K: 0 S: 7	H: 2 LOB: 2 BB: 0 P: 10	1B: 6 2B: 1 3B: 1 HR: 3	SF: 1 SAC: 0 DP: 0 HBP: 0	WP: 1 PB: 0 SB: 1 CS: 0	PA: 39
<b>PITCHER</b> <b>Fred Scherman, L</b> ERA: 3.79 (1, 1)	IP: 4.2 WLS: L BF: 21 H: 5 R: 4 ER: 4 SO: 6 BB: 1 IBB: 0 HBP: 0 BLK: 0 WP: 1 HR: 2 S: 43 P: 77 ERA: 7.71 WHIP: 1.286															<b>PITCHER</b>				
<b>Donald DeMola, R</b> ERA: 3.04 (5, 1)	1.1 WLS: L BF: 10 H: 4 R: 5 ER: 5 SO: 1 BB: 2 IBB: 0 HBP: 0 BLK: 0 WP: 0 HR: 1 S: 23 P: 37 ERA: 33.75 WHIP: 4.500															<b>PITCHER</b>				
<b>Chuck Taylor, R</b> ERA: 4.34 (7, 1)	2.0 WLS: L BF: 8 H: 2 R: 0 ER: 0 SO: 0 BB: 0 IBB: 0 HBP: 0 BLK: 0 WP: 0 HR: 0 S: 13 P: 20 ERA: 0.00 WHIP: 1.000															<b>PITCHER</b>				

Montreal Expos @ Atlanta Braves  
Atlanta-Fulton County Stadium, Atlanta, GA  
Sat Jul 12 1975, 7:05 PM EDT  
Unknown

AB	34
R	9
H	11
RBI	9
BB	4
SO	7
LOB	11






Batter	1	2	3	4	5	6	7	8	9	AB	R	H	RBI	BB	SO	LOB	TOP										
<b>Pepe Mangual, R</b> OBP: 0.336, SLG: 0.367 (1, 8)	0-2 4-3		0-1 F7		2-3 K		2-2 SH3-4 SF9 1B	0-1 6-3		5	1	1	0	0	1	2											
<b>Tim Foli, R</b> OBP: 0.284, SLG: 0.268 (1, 6)	0-1 HR 2B		0-0 1-3			0-0 6-3	0-1 SH3-4		0-0 4-3	4	1	1	0	0	0	0											
<b>Gary Carter, R</b> OBP: 0.370, SLG: 0.458 (1, 9)	2-2 HR			1-3 K		1-0 HR	4-0 2B SF9 IBB		4-1 WP BB	3	2	2	3	2	1	0											
<b>Bob Bailey, R</b> OBP: 0.386, SLG: 0.370 <b>Tony Scott, S</b> OBP: 0.284, SLG: 0.254 (1, 7) (9, 7)	1-1 6-3		0-0 1-3		2-1 HBP 1B	1-2 SF9		2-2 F8		4	1	1	2	0	0	1											
<b>Nate Colbert, R</b> OBP: 0.221, SLG: 0.274 (1, 3)	2-2 1-3		2-3 K		2-2 1B HBP	0-2 2B		2-3 K		4	0	1	0	0	2	1											
<b>Larry Parrish, R</b> OBP: 0.303, SLG: 0.413 (1, 5)		0-0 F3			0-0 1B 2B	1-2 FC6-4 1B	1-2 6-3			4	1	2	1	0	0	2											
<b>Pete Mackanin, R</b> OBP: 0.330, SLG: 0.412 (1, 4)		0-3 K			0-0 S 1B	0-2 F8		1-1 F5		4	0	1	1	0	1	2											
<b>Barry Foote, R</b> OBP: 0.229, SLG: 0.271 (1, 2)		2-2 F7			3-2 F7	0-0 FC6-4		1-1 F8		4	0	0	0	0	0	3											
<b>Woodie Fryman, R</b> OBP: 0.216, SLG: 0.250 (1, 1)			1-3 K		2-3 K		0-1 SH3-4 SF9 1B	0-0 1B		4	1	2	0	0	2	1											
<b>Inning Stats</b>	R: 2 E: 0 K: 0 S: 13	H: 2 LOB: 0 BB: 0 P: 18	R: 0 E: 0 K: 1 S: 12	H: 0 LOB: 0 BB: 0 P: 14	R: 0 E: 0 K: 1 S: 6	H: 0 LOB: 0 BB: 0 P: 7	R: 0 E: 0 K: 2 S: 7	H: 0 LOB: 0 BB: 0 P: 10	R: 1 E: 0 K: 2 S: 13	H: 2 LOB: 1 BB: 0 P: 20	R: 2 E: 0 K: 0 S: 15	H: 3 LOB: 2 BB: 0 P: 21	R: 2 E: 0 K: 0 S: 16	H: 3 LOB: 2 BB: 1 P: 24	R: 0 E: 0 K: 0 S: 7	H: 1 LOB: 1 BB: 0 P: 9	R: 0 E: 0 K: 1 S: 8	H: 0 LOB: 1 BB: 1 P: 16	1B: 6 2B: 3 3B: 0 HR: 2	SF: 1 SAC: 1 DP: 0 HBP: 1	WP: 1 PB: 0 CS: 0	PA: 41					
<b>PITCHER</b>	IP	WLS	BF	H	R	ER	SO	BB	IBB	HBP	BLK	WP	HR	S	P	ERA	WHIP										
<b>Jamie Easterly, L</b> ERA: 6.26 (1, 1)	1.0	L	5	2	2	2	0	0	0	0	0	0	1	13	18	18.00	2.000										
<b>Max Leon, R</b> ERA: 3.58 (2, 1)	4.0		14	2	1	1	6	0	0	0	0	0	0	38	51	2.25	0.500										
<b>Mike Beard, L</b> ERA: 2.84 (6, 1)	0.1		5	3	2	2	0	0	0	1	0	0	1	11	17	54.00	9.000										
<b>Ray Sadecki, L</b> ERA: 4.3 (6, 1)	1.2		9	3	2	2	0	0	1	0	0	0	0	20	28	10.80	1.800										
<b>Elias Sosa, R</b> ERA: 3.69 (8, 1)	2.0		8	1	0	0	1	1	0	0	0	1	0	15	25	0.00	1.000										

Montreal Expos @ Atlanta Braves  
Atlanta-Fulton County Stadium, Atlanta, GA  
Sat Jul 12 1975, 7:05 PM EDT  
Att: 25,246 - Unknown


AB	36
R	7
H	11
RBI	7
BB	2
SO	7
LOB	12



Batter	1	2	3	4	5	6	7	8	9	AB	R	H	RBI	BB	SO	LOB	BOTTOM										
<b>Ralph Garr, L</b> OBP: 0.324, SLG: 0.372 (1, 7)	4-2 CS BB		4-1 BB		2-2 1B		1-3 K		1-2 6-3	3	0	1	0	2	1	3											
<b>Marty Perez, R</b> OBP: 0.342, SLG: 0.338 (1, 4)	2-2 1-2 1B		3-3 K		3-2 L9		1-1 F7			4	0	1	0	0	1	4											
<b>Darrell Evans, L</b> OBP: 0.346, SLG: 0.383 (1, 5)	3-2 F5			4-2 1B BB		4-2 WP 1B BB		1-0 G6-4-3 1B		2	2	1	0	2	0	0											
<b>Earl Williams, R</b> OBP: 0.286, SLG: 0.367 (1, 3)		3-2 1B		0-0 L8		2-1 G6-4-3 1B		1-0 G6-4-3 1B		4	0	2	1	0	0	2											
<b>Dusty Baker Jr., R</b> OBP: 0.327, SLG: 0.412 <b>Mike Lum, L</b> OBP: 0.307, SLG: 0.316 (1, 9) (7, 9)		0-0 F4		2-2 FC6-4 1B		1-2 F7		3-3 K		3	0	1	0	0	0	2											
<b>Larvell Blanks, R</b> OBP: 0.338, SLG: 0.353 (1, 6)		0-3 K		0-0 FC6-4		0-2 G6-4-3		1-1 HR		4	1	1	1	0	1	3											
<b>Biff Pocoroba, S</b> OBP: 0.364, SLG: 0.347 (1, 2)		2-1 F3		0-1 F6		1-3 K		0-0 F7		4	0	0	0	0	1	2											
<b>Rowland Office, L</b> OBP: 0.382, SLG: 0.386 (1, 8)			0-3 K		2-3 K		2-0 1B 1B		2-2 2B	4	0	2	0	0	2	0											
<b>Jamie Easterly, L</b> <b>Max Leon, R</b> <b>Rod Gilbreath, R</b> <b>Mike Beard, L</b> <b>Ray Sadecki, L</b> <b>Ed Goodson, R</b> <b>Elias Sosa, R</b> <b>Cito Gaston, R</b> (1, 1) (2, 1) (5, PH) (8, 1) (8, 1) (7, PH) (8, 1) (8, 1) (9, PH)			0-3 K		1-2 F6		1-2 1B		3-3 K	0	0	0	0	0	0	0											
<b>Inning Stats</b>	R: 0 E: 0 K: 0 S: 14	H: 1 LOB: 0 BB: 1 P: 23	R: 0 E: 0 K: 1 S: 11	H: 1 LOB: 0 BB: 0 P: 16	R: 0 E: 0 K: 3 S: 11	H: 0 LOB: 1 BB: 1 P: 18	R: 1 E: 1 K: 0 S: 10	H: 1 LOB: 1 BB: 1 P: 16	R: 0 E: 0 K: 1 S: 14	H: 1 LOB: 1 BB: 0 P: 22	R: 1 E: 0 K: 0 S: 11	H: 1 LOB: 0 BB: 1 P: 18	R: 0 E: 0 K: 2 S: 13	H: 2 LOB: 2 BB: 0 P: 19	R: 0 E: 0 K: 1 S: 5	H: 1 LOB: 0 BB: 0 P: 10	R: 1 E: 0 K: 1 S: 15	H: 2 LOB: 1 BB: 0 P: 22	1B: 8 2B: 1 3B: 0 HR: 1	SF: 0 SAC: 0 DP: 2 HBP: 0	WP: 1 PB: 0 CS: 1	PA: 37					
<b>PITCHER</b>	IP	WLS	BF	H	R	ER	SO	BB	IBB	HBP	BLK	WP	HR	S	P	ERA	WHIP										
<b>Woodie Fryman, L</b> ERA: 2.99 (1, 1)	9.0	W	37	10	3	2	9	4	0	0	0	1	1	104	164	2.00	1.556										

Montreal Expos @ Atlanta Braves  
Atlanta-Fulton County Stadium, Atlanta, GA  
Sat Jul 12 1975, 7:05 PM EDT  
Att: 25,246 - Unknown

AB	33
R	3
H	10
RBI	2
BB	4
SO	9
LOB	17









Batter	1	2	3	4	5	6	7	8	9	AB	R	H	RBI	BB	SO	LOB	TOP		
<b>Pete Rose, S</b> OBP: 0.491, SLG: 0.420 (1, 5)										4	0	0	0	0	1	0			
<b>Ken Griffey, L</b> OBP: 0.409, SLG: 0.430 (1, 9)										3	0	2	0	1	0	0			
<b>Joe Morgan, L</b> OBP: 0.484, SLG: 0.541 (1, 4)										3	0	0	0	1	1	3			
<b>Johnny Bench, R</b> OBP: 0.362, SLG: 0.534 (1, 2)										4	0	0	0	0	1	4			
<b>Tony Perez, R</b> OBP: 0.337, SLG: 0.451 (1, 3)										4	0	1	0	0	2	0			
<b>George Foster, R</b> OBP: 0.354, SLG: 0.542 (1, 7)										4	0	1	0	0	0	2			
<b>Cesar Geronimo, L</b> OBP: 0.343, SLG: 0.386 (1, 8)										4	0	1	0	0	1	1			
<b>Dave Concepcion, R</b> OBP: 0.313, SLG: 0.335 (1, 6)										4	0	2	0	0	0	0			
<b>Jack Billingham, R</b> OBP: 0.159, SLG: 0.119 (1, 1)										2	0	0	0	0	1	4			
<b>Terry Crowley, L</b> OBP: 0.412, SLG: 0.414 (7, PH)										1	0	0	0	0	0	0			
<b>Clay Carroll, R</b> OBP: 0.384, SLG: 0.383 (9, PH)										0	0	0	0	0	0	0			
<b>Inning Stats</b>	R: 0 E: 0 K: 1 S: 5	H: 0 LOB: 1 BB: 1 P: 9	R: 0 E: 0 K: 2 S: 9	H: 2 LOB: 2 BB: 0 P: 9	R: 0 E: 0 K: 2 S: 8	H: 1 LOB: 1 BB: 0 P: 8	R: 0 E: 0 K: 2 S: 9	H: 2 LOB: 2 BB: 0 P: 9	R: 0 E: 0 K: 0 S: 3	H: 0 LOB: 1 BB: 1 P: 7	R: 0 E: 0 K: 0 S: 3	H: 0 LOB: 0 BB: 0 P: 3	R: 0 E: 0 K: 0 S: 3	H: 2 LOB: 2 BB: 0 P: 5	R: 0 E: 0 K: 0 S: 3	H: 0 LOB: 0 BB: 0 P: 3	1B: 7 2B: 0 3B: 0 HR: 0	SF: 0 SAC: 0 DP: 0 HBP: 0	WP: 0 PA: 36 PB: 0 SB: 0 CS: 0
<b>PITCHER</b>	IP WLS BF H R ER SO BB IBB HBP BLK WP HR S P ERA WHIP																		
<b>Steve Rogers, R</b> ERA: 2.81 (1, 1)	6.0 W 25 5 0 0 7 2 0 0 0 0 0 0 0 0 0.00 1.167																		
<b>Dale Murray, R</b> ERA: 3.89 (7, 1)	3.0 S 11 2 0 0 0 0 0 0 0 0 0 0 0 0 0.00 0.667																		

Cincinnati Reds @ Montreal Expos  
 Jarry Park, Montreal, QB  
 Thu Jul 17 1975, 7:05 PM EDT  
 Att: 20,024 - Unknown - 84 F

AB	34
R	0
H	7
RBI	0
BB	2
SO	7
LOB	14



Batter	1	2	3	4	5	6	7	8	9	AB	R	H	RBI	BB	SO	LOB	BOTTOM		
<b>Pepe Manguat, R</b> OBP: 0.333, SLG: 0.370 (1, 8)										4	1	1	1	0	1	1			
<b>Mike Jorgensen, L</b> OBP: 0.355, SLG: 0.380 (1, 3)										3	0	0	0	1	0	0			
<b>Larry Bittner, L</b> OBP: 0.402, SLG: 0.425 (1, 7)										4	0	0	0	0	0	1			
<b>Gary Carter, R</b> OBP: 0.371, SLG: 0.450 (1, 9)										3	1	1	0	1	0	1			
<b>Barry Foote, R</b> OBP: 0.224, SLG: 0.263 (1, 2)										4	0	1	0	0	0	2			
<b>Larry Parrish, R</b> OBP: 0.308, SLG: 0.414 (1, 5)										3	0	1	1	0	0	0			
<b>Pete Mackanin, R</b> OBP: 0.321, SLG: 0.416 (1, 4)										3	1	1	1	0	1	2			
<b>Pepe Frias, R</b> OBP: 0.188, SLG: 0.200 (1, 6)										3	0	0	0	0	0	0			
<b>Steve Rogers, R</b> OBP: 0.262, SLG: 0.211 (1, 1)										2	0	1	0	0	1	0			
<b>Dale Murray, R</b> OBP: 0.600, SLG: 0.333 (7, 1)										1	0	0	0	0	0	0			
<b>Inning Stats</b>	R: 1 E: 0 K: 0 S: 5	H: 2 LOB: 1 BB: 0 P: 5	R: 0 E: 0 K: 1 S: 5	H: 0 LOB: 0 BB: 0 P: 5	R: 0 E: 0 K: 1 S: 5	H: 0 LOB: 0 BB: 0 P: 5	R: 0 E: 0 K: 0 S: 3	H: 0 LOB: 0 BB: 0 P: 3	R: 1 E: 0 K: 0 S: 5	H: 2 LOB: 1 BB: 0 P: 5	R: 0 E: 0 K: 0 S: 5	H: 2 LOB: 2 BB: 1 P: 9	R: 0 E: 0 K: 1 S: 5	H: 0 LOB: 1 BB: 1 P: 5	R: 0 E: 0 K: 0 S: 3	H: 0 LOB: 1 BB: 1 P: 7	1B: 4 2B: 0 3B: 0 HR: 2	SF: 0 SAC: 0 DP: 0 HBP: 0	WP: 0 PA: 32 PB: 0 SB: 0 CS: 0
<b>PITCHER</b>	IP WLS BF H R ER SO BB IBB HBP BLK WP HR S P ERA WHIP																		
<b>Jack Billingham, R</b> ERA: 3.92 (1, 1)	6.0 L 25 6 3 3 2 1 0 0 0 0 0 0 0 0 4.50 1.167																		
<b>Clay Carroll, R</b> ERA: 2.6 (7, 1)	2.0 7 0 0 0 1 1 0 0 0 0 0 0 0 8 0.00 0.500																		

Cincinnati Reds @ Montreal Expos  
 Jarry Park, Montreal, QB  
 Thu Jul 17 1975, 7:05 PM EDT  
 Att: 20,024 - Unknown - 84 F

AB	30
R	3
H	6
RBI	3
BB	2
SO	3
LOB	7





Batter	1	2	3	4	5	6	7	8	9	AB	R	H	RBI	BB	SO	LOB	TOP									
<b>Pete Rose, S</b> OBP: 0.403, SLG: 0.424 (1, 5)	0-0 2B		4-0 BB HR BB	0-0 1B E 1-2 1B 1B	0-0 4-3			0-3 K		4	2	2	0	1	1	1	<b>Cincinnati Reds @ Montreal Expos</b> Jarry Park, Montreal, QB Fri Jul 18, 1975, 7:05 PM EDT Att: 17,158 - Unknown - 84 F									
<b>Ken Griffey, L</b> OBP: 0.405, SLG: 0.423 (1, 9)	0-0 6-3		4-0 BB HR BB	0-0 E6 1B 1B 1-2 2-H 1-3		0-0 6-3		0-0 3-1		4	2	0	0	1	0	3										
<b>Joe Morgan, L</b> OBP: 0.486, SLG: 0.539 (1, 4)	4-0 BB		4-0 HR BB	0-0 1-3 1B 1-2 2-3 SF7 1B		0-0 P6			0-0 F7	3	2	1	0	2	0	0										
<b>Johnny Bench, R</b> OBP: 0.362, SLG: 0.531 (1, 2) (9, 3)	0-0 F7		0-3 K	0-0 1-3 1-2 2-3 3-H 1B		0-0 F6			4-0 FC4-6 BB	4	0	1	1	1	1	5										
<b>Tony Perez, R</b> OBP: 0.335, SLG: 0.457 <b>Bill Plummer, R</b> OBP: 0.286, SLG: 0.327 (1, 3) (9, 2)	0-0 5-3		0-0 HR	0-0 1-3			0-3 K		0-0 FC4-6 2B 1B 1-2	5	2	1	5	0	1	5										
<b>George Foster, R</b> OBP: 0.354, SLG: 0.545 (1, 7)		0-3 K	0-0 PO 1B	0-0 SF7			0-0 F8		0-0 1B 2B	4	1	2	1	0	1	0										
<b>Cesar Geronimo, L</b> OBP: 0.344, SLG: 0.384 (1, 8)		1-0 HBP	0-3 K	0-0 L1			0-3 K		0-0 1B 2-H 3-H	4	0	1	2	0	2	2										
<b>Dave Concepcion, R</b> OBP: 0.314, SLG: 0.334 (1, 6)	0-0 F8		0-0 1B		0-3 K			4-0 S BB	0-3 K	4	0	1	0	1	2	2										
<b>Gary Nolan, R</b> OBP: 0.265, SLG: 0.186 <b>Rawly Eastwick, R</b> (6, 1)	0-0 1-3		0-0 PO	4-0 1B E BB	0-3 K			0-3 K		2	1	0	0	1	1	1										
<b>Inning Stats</b>	R: 0 E: 0 K: 0 S: 4	H: 1 LOB: 2 BB: 1 P: 8	R: 0 E: 0 K: 1 S: 5	H: 0 LOB: 1 BB: 0 P: 6	R: 4 E: 0 K: 2 S: 9	H: 3 LOB: 1 BB: 3 P: 21	R: 4 E: 1 K: 0 S: 7	H: 3 LOB: 1 BB: 1 P: 11	R: 0 E: 0 K: 2 S: 3	H: 0 LOB: 0 BB: 0 P: 3	R: 0 E: 0 K: 2 S: 7	H: 0 LOB: 0 BB: 0 P: 7	R: 0 E: 0 K: 2 S: 7	H: 0 LOB: 1 BB: 1 P: 11	R: 2 E: 0 K: 1 S: 7	H: 2 LOB: 1 BB: 1 P: 11		1B: 6 2B: 2 3B: 0 HR: 1	SF: 1 SAC: 0 DP: 0 HBP: 1	WP: 0 PB: 0 SB: 1 CS: 0	PA: 45					
<b>PITCHER</b>	IP	WLS	BF	H	R	ER	SO	BB	IBB	HBP	BLK	WP	HR	S	P	ERA		WHIP								
<b>Dennis Blair, R</b> ERA: 3.38 <b>Chuck Taylor, R</b> ERA: 4.22 <b>Donald DeMola, R</b> ERA: 3.05 <b>Fred Scherman, L</b> ERA: 3.9	(1, 1) (4, 1) (5, 1) (7, 1)	3.0 1.0 2.0 3.0	L 6 6 13	19 2 0 2	5 2 0 2	6 0 0 2	3 0 2 5	5 0 0 2	0 0 0 0	1 0 0 0	0 0 0 0	0 0 0 0	1 0 10 21	19 6 10 29	40 6 6 29	18.00 0.00 0.00 6.00		3.333 2.000 0.000 1.333								

AB	35
R	10
H	9
RBI	9
BB	7
SO	10
LOB	20



Batter	1	2	3	4	5	6	7	8	9	AB	R	H	RBI	BB	SO	LOB	BOTTOM									
<b>Pepe Mangual, R</b> OBP: 0.330, SLG: 0.366 (1, 8)	0-0 P5	0-0 FC6-4			0-0 F7		0-0 P4			4	0	0	0	0	0	2	<b>Cincinnati Reds @ Montreal Expos</b> Jarry Park, Montreal, QB Fri Jul 18, 1975, 7:05 PM EDT Att: 17,158 - Unknown - 84 F									
<b>Mike Jorgensen, L</b> OBP: 0.351, SLG: 0.374 (1, 3)	0-0 1-6-3		0-0 4-3		0-0 P4		0-0 G3			4	0	0	0	0	0	0										
<b>Larry Bittner, L</b> OBP: 0.399, SLG: 0.433 (1, 7)	0-0 3B		0-0 F8		0-0 1-3		0-0 4-3			4	0	1	0	0	0	0										
<b>Gary Carter, R</b> OBP: 0.373, SLG: 0.461 (1, 9)	0-0 L4		0-3 K		0-0 HR		0-0 L6-3 1B			4	1	2	1	0	1	1										
<b>Barry Foote, R</b> OBP: 0.224, SLG: 0.263 (1, 2)		0-0 L6		0-0 P4		0-0 3B 1B		0-0 F9		4	1	1	0	0	0	1										
<b>Larry Parrish, R</b> OBP: 0.311, SLG: 0.424 (1, 5)		0-0 1B 1B		0-0 F8		0-0 3B 1-H		0-0 L6-3		4	1	2	1	0	0	1										
<b>Pete Mackanin, R</b> OBP: 0.325, SLG: 0.418 (1, 4)		0-0 1B 1B		0-0 1B 1B		0-3 K			0-3 K	4	0	2	0	0	2	1										
<b>Pepe Frias, R</b> OBP: 0.222, SLG: 0.235 <b>Pat Scanlon, L</b> OBP: 0.288, SLG: 0.323 <b>Larry Lintz, S</b> OBP: 0.316, SLG: 0.197 (1, 6) (6, PH) (7, 6)	0-0 F9		0-0 1B		0-0 G3		0-0 P3		0-0 4-3	2	0	1	0	0	0	2										
<b>Dennis Blair, R</b> OBP: 0.206, SLG: 0.152 <b>Chuck Taylor, R</b> OBP: 0.288, SLG: 0.323 <b>Jim Lyttle, L</b> OBP: 0.288, SLG: 0.323 <b>Donald DeMola, R</b> OBP: 0.288, SLG: 0.323 <b>Bob Bailey, R</b> OBP: 0.288, SLG: 0.323 <b>Fred Scherman, L</b> OBP: 0.288, SLG: 0.323 <b>Nate Colbert, R</b> OBP: 0.288, SLG: 0.323 (1, 1) (4, 1) (4, PH) (5, 1) (5, PH) (7, 1) (9, PH)	0-0 FC6-4 1B		0-0 1B 1B		0-0 K		0-0 4-3		0-0 4-3	1	0	1	1	0	0	0										
<b>Inning Stats</b>	R: 0 E: 0 K: 0 S: 4	H: 1 LOB: 1 BB: 0 P: 4	R: 1 E: 0 K: 0 S: 6	H: 3 LOB: 0 BB: 0 P: 6	R: 0 E: 0 K: 1 S: 5	H: 0 LOB: 0 BB: 0 P: 5	R: 0 E: 0 K: 1 S: 7	H: 2 LOB: 2 BB: 0 P: 7	R: 0 E: 0 K: 0 S: 3	H: 0 LOB: 0 BB: 0 P: 3	R: 2 E: 0 K: 1 S: 8	H: 3 LOB: 1 BB: 0 P: 8	R: 0 E: 0 K: 0 S: 3	H: 0 LOB: 0 BB: 0 P: 3	R: 0 E: 0 K: 1 S: 5	H: 0 LOB: 0 BB: 0 P: 5		1B: 7 2B: 1 3B: 2 HR: 1	SF: 0 SAC: 0 DP: 1 HBP: 0	WP: 0 PB: 0 SB: 0 CS: 0	PA: 36					
<b>PITCHER</b>	IP	WLS	BF	H	R	ER	SO	BB	IBB	HBP	BLK	WP	HR	S	P	ERA		WHIP								
<b>Gary Nolan, R</b> ERA: 2.99 <b>Rawly Eastwick, R</b> ERA: 3.8	(1, 1) (6, 1)	5.0 4.0	W S	24 12	9 1	3 0	3 0	2 2	0 0	0 0	0 0	0 0	0 16	28 16	28 16	0.00 0.250		1.800								

AB	36
R	3
H	10
RBI	3
BB	0
SO	4
LOB	12





Batter	1	2	3	4	5	6	7	8	9	AB	R	H	RBI	BB	SO	LOB	TOP					
<b>Pete Rose, S</b> OBP: 0.405, SLG: 0.429 (1, 5)	F7						4-3		FC6	5	0	3	0	0	0	1	<b>Cincinnati Reds @ Montreal Expos</b> Jarry Park, Montreal, QB Sat Jul 19 1975, 3:33 AM EDT Att: 15,188 - Unknown - 82 F					
<b>Ken Griffey, L</b> OBP: 0.399, SLG: 0.415 (1, 9)	4-3		F8		1-3			G3	FC6	5	0	0	0	0	0	4						
<b>Joe Morgan, L</b> OBP: 0.488, SLG: 0.549 (1, 4)	P6			1B		1B				2	2	1	1	2	0	0						
<b>Johnny Bench, R</b> OBP: 0.368, SLG: 0.538 (1, 2)										4	0	4	0	0	0	0						
<b>Dan Driessen, L</b> OBP: 0.373, SLG: 0.370 (1, 7) <b>Will McEnaney, L</b> (8, 1)	F7			K		G4-6-3			K	4	0	0	0	0	2	5						
<b>Tony Perez, R</b> OBP: 0.331, SLG: 0.451 (1, 3)	P6			K					5-3	4	0	0	0	0	1	4						
<b>Cesar Geronimo, L</b> OBP: 0.339, SLG: 0.379 (1, 8)	P4			F7					K	4	0	0	0	0	1	3						
<b>Dave Concepcion, R</b> OBP: 0.313, SLG: 0.333 (1, 6)			P4						1-3	4	0	1	0	0	0	0						
<b>Fred Norman, S</b> OBP: 0.097, SLG: 0.034 (1, 1) <b>Terry Crowley, L</b> OBP: 0.400, SLG: 0.400 (7, PH) <b>Pedro Borbon, R</b> OBP: 0.167, SLG: 0.167 (7, 1) <b>George Foster, R</b> OBP: 0.357, SLG: 0.545 (8, 7)			6-3		K				1B	2	0	0	0	0	1	0						
<b>Inning Stats</b>	R: 0 E: 0 K: 0 S: 3	H: 0 LOB: 0 BB: 0 P: 3	R: 0 E: 0 K: 0 S: 4	H: 1 LOB: 1 BB: 0 P: 4	R: 0 E: 0 K: 0 S: 4	H: 1 LOB: 1 BB: 0 P: 4	R: 0 E: 0 K: 2 S: 8	H: 1 LOB: 2 BB: 1 P: 12	R: 0 E: 0 K: 1 S: 6	H: 1 LOB: 1 BB: 0 P: 6	R: 1 E: 0 K: 0 S: 3	H: 1 LOB: 0 BB: 1 P: 7	R: 0 E: 0 K: 0 S: 4	H: 1 LOB: 1 BB: 0 P: 4	R: 1 E: 0 K: 1 S: 7	H: 2 LOB: 1 BB: 0 P: 7		R: 0 E: 0 K: 1 S: 6	H: 1 LOB: 2 BB: 1 P: 10	1B: 6 2B: 2 3B: 0 HR: 1	SF: 0 SAC: 0 DP: 1 HBP: 0	WP: 0 PB: 0 SB: 1 CS: 0
<b>PITCHER</b>	IP	WLS	BF	H	R	ER	SO	BB	IBB	HBP	BLK	WP	HR	S	P	ERA	WHIP					
<b>Steve Renko, R</b> ERA: 4.89 (1, 1)	7.1		31	8	2	2	3	2	0	0	0	0	1	35	43	2.46	1.364					
<b>Dale Murray, R</b> ERA: 3.72 (8, 1)	1.2	W	7	1	0	0	2	1	0	0	0	0	0	10	14	0.00	1.200					

AB	35
R	2
H	9
RBI	1
BB	3
SO	5
LOB	18



Batter	1	2	3	4	5	6	7	8	9	AB	R	H	RBI	BB	SO	LOB	BOTTOM					
<b>Pepe Manguat, R</b> OBP: 0.329, SLG: 0.364 (1, 8)	1B	FC5-4								4	1	1	0	0	1	3	<b>Cincinnati Reds @ Montreal Expos</b> Jarry Park, Montreal, QB Sat Jul 19 1975, 3:33 AM EDT Att: 15,188 - Unknown - 82 F					
<b>Pete Mackanin, R</b> OBP: 0.328, SLG: 0.419 (1, 4)	1B		K							4	1	2	0	0	1	1						
<b>Gary Carter, R</b> OBP: 0.372, SLG: 0.460 (1, 9)	1B		E3							3	0	1	1	0	0	0						
<b>Bob Bailey, R</b> OBP: 0.262, SLG: 0.292 (5, PH) <b>Tony Scott, S</b> OBP: 0.262, SLG: 0.292 (7, 7) <b>Larry Bittner, L</b> OBP: 0.295, SLG: 0.433 (5, PH) <b>Jose Morales, R</b> OBP: 0.295, SLG: 0.457 (5, PH) <b>Jim Lyttle, L</b> (8, 7)	P4		G5-4-3							3	0	1	0	0	0	3						
<b>Barry Foote, R</b> OBP: 0.224, SLG: 0.263 (1, 2)	G6-4-3			4-3						4	0	1	0	0	0	3						
<b>Nate Colbert, R</b> OBP: 0.220, SLG: 0.271 (1, 3)		E5		F2						4	1	1	2	0	0	2						
<b>Larry Parrish, R</b> OBP: 0.310, SLG: 0.419 (1, 5)		1-4-3		G3						3	0	0	0	1	0	1						
<b>Pepe Frias, R</b> OBP: 0.227, SLG: 0.211 (1, 6)		SF8								2	0	0	1	1	0	3						
<b>Steve Renko, R</b> OBP: 0.357, SLG: 0.346 (1, 1) <b>Dale Murray, R</b> OBP: 0.600, SLG: 0.333 (8, 1)										2	0	1	0	1	1	1						
<b>Inning Stats</b>	R: 1 E: 0 K: 0 S: 5	H: 3 LOB: 1 BB: 0 P: 5	R: 1 E: 1 K: 0 S: 4	H: 0 LOB: 1 BB: 1 P: 8	R: 0 E: 1 K: 1 S: 5	H: 0 LOB: 0 BB: 0 P: 5	R: 0 E: 0 K: 0 S: 3	H: 0 LOB: 0 BB: 0 P: 3	R: 0 E: 0 K: 2 S: 7	H: 0 LOB: 1 BB: 1 P: 11	R: 0 E: 0 K: 0 S: 4	H: 1 LOB: 2 BB: 0 P: 4	R: 0 E: 0 K: 0 S: 4	H: 1 LOB: 1 BB: 0 P: 4	R: 2 E: 0 K: 0 S: 5	H: 3 LOB: 2 BB: 2 P: 13		1B: 8 2B: 1 3B: 0 HR: 0	SF: 1 SAC: 1 DP: 3 HBP: 0	WP: 2 PB: 0 SB: 0 CS: 0	PA: 35	
<b>PITCHER</b>	IP	WLS	BF	H	R	ER	SO	BB	IBB	HBP	BLK	WP	HR	S	P	ERA	WHIP					
<b>Fred Norman, L</b> ERA: 4.3 (1, 1)	6.0		24	4	2	1	3	2	0	0	0	0	0	6	6	6.75	1.500					
<b>Pedro Borbon, R</b> ERA: 2.92 (7, 1)	1.1	L	6	2	1	1	0	0	0	0	0	0	0	6	6	6.75	1.500					
<b>Will McEnaney, L</b> ERA: 1.44 (8, 1)	0.2		5	2	1	1	0	0	2	0	0	0	0	3	11	13.50	3.000					

AB	29
R	4
H	8
RBI	4
BB	4
SO	3
LOB	17





Batter	1	2	3	4	5	6	7	8	9	10	11	AB	R	H	RBI	BB	SO	LOB	TOP									
Ralph Garr, L OBP: 0.324, SLG: 0.372 (1, 7)	F7		F9	FC6-4			G6-4-3 1B		1B		1B	6	1	3	0	0	0	1										
Marty Perez, R OBP: 0.344, SLG: 0.341 (1, 4)	6-3		F8		6-3		G6-4-3 1-2f		1-3		6-3	6	0	0	0	0	0	3										
Darrell Evans, L OBP: 0.352, SLG: 0.383 (1, 5)	K		F6				2B 1B		2H 1B		G3	6	1	3	1	0	1	1										
Earl Williams, R OBP: 0.304, SLG: 0.382 (1, 3)		E BB 1B		BB 1-3 1B		G6-4-3 IBB		1H 2B		6-3		4	1	3	1	1	0	0										
Cito Gaston, R OBP: 0.292, SLG: 0.453 Dave May, L OBP: 0.340, SLG: 0.435 (7, PH) (7, 9)	L8		F4		G6-4-3 1-2f		FC6-4 IBB				1B 1B	3	0	0	0	0	0	4										
Larvell Blanks, R OBP: 0.333, SLG: 0.345 (1, 6)	E BB		1-3 BB 1B				FC6-4 1-2f				L1	4	1	1	0	1	1	3										
Vic Correll, R OBP: 0.323, SLG: 0.374 (1, 2)	F8		1-2 BB 1B				1-2f				G4-6-3 1B	3	1	1	0	2	0	2										
Rowland Office, L OBP: 0.353, SLG: 0.357 (1, 8)	E6		1-3 BB 1B				G4-6-3 1B		K		G4-6-3 1-2f	5	0	1	1	0	1	6										
Ray Sadecki, L OBP: 0.273, SLG: 0.273 Max Leon, R OBP: 0.429, SLG: 0.429 Mike Beard, L OBP: 0.309, SLG: 0.325 Mike Lum, L OBP: 0.309, SLG: 0.325 Tom House, L OBP: 0.309, SLG: 0.325 (1, 1) (6, 1) (6, 1) (6, PH) (8, 1)	4-3		FC6-4 1B				G4-6-3 1-2f		F7		6-3	3	0	1	2	0	0	5										
<b>Inning Stats</b>	R: 0 E: 0 K: 1 S: 10	H: 0 LOB: 0 BB: 0 P: 14	R: 0 E: 1 K: 0 S: 16	H: 1 LOB: 3 BB: 1 P: 25	R: 0 E: 0 K: 0 S: 7	H: 0 LOB: 0 BB: 0 P: 11	R: 3 E: 0 K: 0 S: 9	H: 3 LOB: 1 BB: 1 P: 18	R: 0 E: 0 K: 1 S: 11	H: 1 LOB: 1 BB: 1 P: 17	R: 1 E: 0 K: 0 S: 8	H: 3 LOB: 2 BB: 1 P: 17	R: 0 E: 0 K: 1 S: 6	H: 0 LOB: 0 BB: 0 P: 8	R: 1 E: 0 K: 0 S: 9	H: 2 LOB: 0 BB: 0 P: 15	R: 0 E: 0 K: 0 S: 5	H: 2 LOB: 1 BB: 0 P: 10	R: 0 E: 0 K: 0 S: 7	H: 1 LOB: 1 BB: 1 P: 11	1B: 11 2B: 3 3B: 0 HR: 0	SF: 0 SAC: 0 DP: 4 HBP: 0	WP: 0 PB: 0 SB: 0 CS: 0	PA: 48				
<b>PITCHER</b>	IP ERA WLS BF H R ER SO BB IBB HBP BLK WP HR S P ERA WHIP	5.0 3.1 1.0 4 1 0 0 1 2 0 0 0 0 0 0 49 83 0.00 1.400	6.1 3.0 4.0 17 7 2 2 1 0 1 0 0 0 0 0 28 50 4.50 1.750	11.1 3.84 1.0 W 4 1 0 0 0 0 0 0 0 0 0 0 7 11 0.00 1.000	<b>PITCHER</b>										IP ERA WLS BF H R ER SO BB IBB HBP BLK WP HR S P ERA WHIP	5.0 3.1 1.0 4 1 0 0 1 2 0 0 0 0 0 0 7 11 0.00 1.000	<b>PITCHER</b>										IP ERA WLS BF H R ER SO BB IBB HBP BLK WP HR S P ERA WHIP	5.0 3.1 1.0 4 1 0 0 1 2 0 0 0 0 0 0 7 11 0.00 1.000

Atlanta Braves @ Montreal Expos  
 Jarry Park, Montreal, QB  
 Sun Jul 20 1975, 3:33 AM EDT  
 Att: 16,056 - Unknown

AB 43  
 R 5  
 H 14  
 RBI 5  
 BB 5  
 SO 3  
 LOB 25



Batter	1	2	3	4	5	6	7	8	9	10	11	AB	R	H	RBI	BB	SO	LOB	BOTTOM									
Pepe Mangual, R OBP: 0.330, SLG: 0.361 (1, 8)	L6-4 S BB		G5-4-3 1-2f			1B BB	F7		G5-4-3 1-2f		SH1-4	3	1	0	0	2	0	2										
Pete Mackanin, R OBP: 0.333, SLG: 0.422 (1, 4)	F7		K			1B 1B	2B E 1B		F8		1B	6	2	3	1	0	1	1										
Gary Carter, R OBP: 0.373, SLG: 0.462 (1, 9)	L6-4 2-3		G6-4-3 1B			K	E7 2B		6-3			5	0	2	0	0	1	3										
Bob Bailey, R OBP: 0.383, SLG: 0.358 Tony Scott, S OBP: 0.260, SLG: 0.250 (1, 7) (8, 7)			G6-4-3 1-2f			F8	BB IBB		K			2	0	0	0	2	0	3										
Barry Foote, R OBP: 0.228, SLG: 0.263 (1, 2)	F7		F7			1B 1B	FC5-4 BB		5-3			4	1	1	1	1	0	1										
Nate Colbert, R OBP: 0.222, SLG: 0.273 Mike Jorgensen, L OBP: 0.351, SLG: 0.374 (1, 3) (6, PH) (7, 3)	F8		1B 1B			1B 1B	K		K			2	0	1	0	0	0	1										
Larry Parrish, R OBP: 0.315, SLG: 0.426 (1, 5)	5-3		1B 1B			1B 1B	FC5-4 1-2f		2B			5	0	3	1	0	0	4										
Pepe Frias, R OBP: 0.208, SLG: 0.190 Larry Blittler, L OBP: 0.402, SLG: 0.436 Dale Murray, R OBP: 0.500, SLG: 0.250 Steve Renko, R OBP: 0.345, SLG: 0.333 Fred Scherman, L OBP: 0.083, SLG: 0.167 (1, 6) (6, PH) (7, 1) (10, PH) (11, 1)	6-3		F9			1B 1B	4-3		6-3			2	0	0	0	0	0	2										
Woodie Fryman, R OBP: 0.207, SLG: 0.170 Jose Mota, R OBP: 0.263, SLG: 0.245 Dwight Gooden, R OBP: 0.263, SLG: 0.245 Jim Lyttle, L OBP: 0.263, SLG: 0.245 Tim Foli, R OBP: 0.263, SLG: 0.245 (1, 1) (5, PH) (8, PH) (8, PH) (7, 5)	G5-4-3 1B		F9			1B 1B	G5-4-3 1B				SH1-4 1B	1	0	1	0	0	0	0										
<b>Inning Stats</b>	R: 0 E: 0 K: 0 S: 5	H: 0 LOB: 0 BB: 1 P: 11	R: 0 E: 0 K: 0 S: 9	H: 0 LOB: 1 BB: 1 P: 19	R: 0 E: 0 K: 0 S: 6	H: 1 LOB: 0 BB: 0 P: 11	R: 0 E: 0 K: 1 S: 7	H: 1 LOB: 2 BB: 0 P: 10	R: 0 E: 0 K: 0 S: 9	H: 2 LOB: 2 BB: 0 P: 15	R: 4 E: 0 K: 1 S: 22	H: 5 LOB: 2 BB: 0 P: 34	R: 1 E: 1 K: 1 S: 10	H: 2 LOB: 3 BB: 1 P: 23	R: 0 E: 0 K: 0 S: 5	H: 0 LOB: 0 BB: 0 P: 7	R: 0 E: 0 K: 1 S: 7	H: 0 LOB: 0 BB: 0 P: 9	R: 0 E: 0 K: 1 S: 8	H: 1 LOB: 1 BB: 0 P: 14	R: 1 E: 0 K: 0 S: 5	H: 2 LOB: 1 BB: 0 P: 8	1B: 13 2B: 3 3B: 0 HR: 0	SF: 0 SAC: 1 DP: 4 HBP: 0	WP: 0 PB: 0 SB: 1 CS: 0	PA: 47		
<b>PITCHER</b>	IP ERA WLS BF H R ER SO BB IBB HBP BLK WP HR S P ERA WHIP	5.2 4.26 0.0 3 3 1 1 0 2 0 0 0 0 0 0 51 91 4.76 1.588	6.1 3.48 1.1 8 2 1 1 1 1 1 0 0 0 0 0 13 27 6.75 2.250	8.1 3.23 3.1 L 13 4 1 1 2 0 0 0 0 0 0 25 38 2.70 1.200	<b>PITCHER</b>										IP ERA WLS BF H R ER SO BB IBB HBP BLK WP HR S P ERA WHIP	5.2 4.26 0.0 3 3 1 1 0 2 0 0 0 0 0 0 51 91 4.76 1.588	<b>PITCHER</b>										IP ERA WLS BF H R ER SO BB IBB HBP BLK WP HR S P ERA WHIP	5.2 4.26 0.0 3 3 1 1 0 2 0 0 0 0 0 0 51 91 4.76 1.588

Atlanta Braves @ Montreal Expos  
 Jarry Park, Montreal, QB  
 Sun Jul 20 1975, 3:33 AM EDT  
 Att: 16,056 - Unknown

AB 41  
 R 6  
 H 15  
 RBI 5  
 BB 5  
 SO 5  
 LOB 25





Batter	1	2	3	4	5	6	7	8	9	AB	R	H	RBI	BB	SO	LOB	TOP								
Ralph Garr, L (1, 7) OBP: 0.321, SLG: 0.368	2-1 4-3		0-0 F7			3-3 K		1-1 F9		4	0	0	0	0	1	2									
Marty Perez, R (1, 4) OBP: 0.346, SLG: 0.343	2-3 K			1-3 K		0-0 G6-4-3 1B		0-0 1B		4	0	2	0	0	2	0									
Darrell Evans, L (1, 5) OBP: 0.351, SLG: 0.382	2-3 K			3-3 K		0-0 G6-4-3 1B		0-0 1B		4	1	1	0	0	3	1									
Earl Williams, R (1, 3) OBP: 0.303, SLG: 0.393		2-1 5-3		0-1 5-3				3-2 1B		4	1	1	2	0	0	1									
Cito Gaston, R (1, 9) OBP: 0.300, SLG: 0.443		4-2 G6-4-3 BB			1-2 F4			4-1 2B BB		2	1	0	0	2	1	0									
Larvell Blanks, R (1, 6) OBP: 0.335, SLG: 0.347		1-0 G6-4-3			0-0 CS 1B			3-3 K		4	0	2	0	0	1	2									
Vic Correll, R (1, 2) OBP: 0.326, SLG: 0.386			2-0 2B		0-0 F7			3-1 1B 2B		4	1	2	1	0	0	2									
Rowland Office, L (1, 8) OBP: 0.347, SLG: 0.350			1-0 1-3		0-2 CS		3-1 3-1	1-1 6-3		3	0	0	0	0	0	2									
Mike Thompson, R (1, 1) Rod Gilbreath, R (6, PH) Mike Beard, L (6, 1) Dusty Baker Jr., R (6, PH) Mike Lum, L (6, PH) Elias Sosa, R (8, 1)			1-3 K		0-0 F9			0-0 2H 1B		1	0	0	0	0	1	1									
<b>Inning Stats</b>	R: 0 E: 0 K: 2 S: 8	H: 0 LOB: 0 BB: 0 P: 14	R: 0 E: 0 K: 0 S: 5	H: 0 LOB: 0 BB: 1 P: 12	R: 0 E: 0 K: 1 S: 6	H: 1 LOB: 1 BB: 0 P: 10	R: 0 E: 0 K: 2 S: 9	H: 0 LOB: 0 BB: 0 P: 13	R: 0 E: 0 K: 0 S: 7	H: 1 LOB: 0 BB: 0 P: 8	R: 0 E: 0 K: 1 S: 6	H: 0 LOB: 0 BB: 0 P: 12	R: 0 E: 0 K: 1 S: 5	H: 1 LOB: 0 BB: 0 P: 8	R: 2 E: 0 K: 1 S: 11	H: 2 LOB: 1 BB: 1 P: 23	R: 2 E: 0 K: 1 S: 10	H: 4 LOB: 1 BB: 0 P: 14	1B: 6 2B: 2 3B: 0 HR: 1	SF: 0 SAC: 0 DP: 2 HBP: 0	WP: 0 PB: 0 SB: 0 CS: 1	PA: 35			
<b>PITCHER</b>	IP WLS BF H R ER SO BB IBB HBP BLK WP HR S P ERA WHIP	8.0 L 28 5 2 2 8 2 0 0 0 0 0 1 57 100 2.25 0.875	1.0 6 4 2 2 1 0 0 0 0 0 0 1 10 14 18.00 4.000																						

Atlanta Braves @ Montreal Expos  
Jarry Park, Montreal, QB  
Mon Jul 21 1975, 7:05 PM EDT  
Att: 15,127 - Unknown

AB 32  
R 4  
H 9  
RBI 4  
BB 2  
SO 9  
LOB 11



Batter	1	2	3	4	5	6	7	8	9	AB	R	H	RBI	BB	SO	LOB	BOTTOM								
Pepe Manguat, R (1, 8) OBP: 0.329, SLG: 0.360	0-2 FC4-5 BLK 1B		1-2 1-3			1-3 K		1-0 6-3		4	0	1	0	0	1	0									
Mike Jorgensen, L (1, 3) OBP: 0.349, SLG: 0.372	1-3 K		0-0 1B			1-2 2-3		0-3 K		4	0	1	0	0	2	1									
Larry Bittner, L (1, 7) OBP: 0.399, SLG: 0.432	1-2 FC4-5			0-0 SH1-3 1B		0-0 4-3		0-0 G3		4	0	1	0	0	0	1									
Gary Carter, R (1, 9) OBP: 0.372, SLG: 0.459	1-1 F9			0-0 SH1-3		1-1 5-3		4-0 BB		2	0	0	0	1	0	1									
Pete Mackanin, R (1, 4) OBP: 0.332, SLG: 0.415		4-1 1B SF7 BB		2-3 K		1-1 L8		0-0 F9		3	1	0	0	1	1	2									
Larry Parrish, R (1, 5) OBP: 0.318, SLG: 0.427		0-0 G4-6-3 1B		1-0 L9		1-1 1B		2-2 F8		4	0	2	0	0	0	2									
Tim Foli, R (1, 6) OBP: 0.288, SLG: 0.275		0-0 SF7			0-0 G5-4-3 1B		1-2 1B			2	0	2	1	0	0	0									
Barry Foote, R (1, 2) OBP: 0.225, SLG: 0.259		3-H 3-2 G4-6-3			0-0 G5-4-3		3-2 F9			3	0	0	0	0	0	4									
Dan Warthen, S (1, 1) Jim Lyttle, L (8, PH) Donald DeMola, R (9, 1)			1-1 1-3		0-1 L3			1-0 F8		2	0	0	0	0	0	0									
<b>Inning Stats</b>	R: 0 E: 0 K: 1 S: 11	H: 1 LOB: 1 BB: 0 P: 14	R: 1 E: 0 K: 0 S: 7	H: 1 LOB: 0 BB: 1 P: 14	R: 0 E: 0 K: 0 S: 6	H: 1 LOB: 1 BB: 0 P: 8	R: 0 E: 0 K: 1 S: 7	H: 1 LOB: 0 BB: 0 P: 10	R: 0 E: 0 K: 0 S: 4	H: 1 LOB: 0 BB: 0 P: 4	R: 0 E: 0 K: 1 S: 7	H: 0 LOB: 0 BB: 0 P: 9	R: 0 E: 0 K: 0 S: 10	H: 2 LOB: 2 BB: 0 P: 16	R: 0 E: 0 K: 1 S: 5	H: 0 LOB: 0 BB: 0 P: 7	R: 0 E: 0 K: 0 S: 5	H: 0 LOB: 1 BB: 1 P: 11	1B: 7 2B: 0 3B: 0 HR: 0	SF: 1 SAC: 1 DP: 2 HBP: 0	WP: 0 PB: 0 SB: 0 CS: 0	PA: 33			
<b>PITCHER</b>	IP WLS BF H R ER SO BB IBB HBP BLK WP HR S P ERA WHIP	5.0 W 8 2 0 0 1 0 0 0 0 0 0 17 25 0.00 1.000	2.0 W 8 2 0 0 1 0 0 0 0 0 0 10 18 0.00 0.500																						

Atlanta Braves @ Montreal Expos  
Jarry Park, Montreal, QB  
Mon Jul 21 1975, 7:05 PM EDT  
Att: 15,127 - Unknown

AB 29  
R 1  
H 7  
RBI 1  
BB 2  
SO 4  
LOB 11





Batter	1	2	3	4	5	6	7	8	9	10	11	AB	R	H	RBI	BB	SO	LOB	TOP			
Wilbur Howard, S OBP: 0.407, SLG: 0.496	(1, 8) 0-3 K		(1, 2) 1-2 E 2B		(1, 1) 0-1 6-3			(1, 1) 0-1 1-3		(1, 2) 2-3 K		5	0	1	1	0	2	1				
Greg Gross, L OBP: 0.370, SLG: 0.353	(1, 9) 1-0 1-4-3		(1, 2) 2-3 K			(1, 1) 3-2 1-3		(1, 2) 0-0 6-3		(1, 4) 4-1 FC5-4 BB		4	0	0	0	1	1	1				
Enos Cabell, R OBP: 0.308, SLG: 0.393	(1, 7) 1-3 K		(1, 0) 1-0 F9			(1, 2) 1-2 5-3		(1, 0) 0-0 E3		(1, 2) 2-2 FC5-4		5	0	0	0	0	1	2				
Bob Watson, R OBP: 0.371, SLG: 0.509	(1, 3) 1-1 E5			(1, 3) 2-3 K			(1, 0) 0-0 F3		(1, 0) 0-0 FC4-6		(1, 2) 2-0 4-3	5	0	2	0	0	1	0				
Milt May, L OBP: 0.286, SLG: 0.304	(1, 2) 1-1 L4-3			(1, 2) 3-2 1B			(1, 0) 0-1 4-3	(1, 3) 3-1 FC4-6		(1, 0) 0-0 4-3		5	0	1	0	0	0	4				
Doug Rader, R OBP: 0.322, SLG: 0.369	(1, 5) 0-1 1B			(1, 2) 0-0 G6-3			(1, 3) 1-3 K		(1, 0) 0-1 1B		(1, 2) 0-0 F9	5	0	2	0	0	1	2				
Roger Metzger, S OBP: 0.303, SLG: 0.322	(1, 6) 1-0 1-3				(1, 1) 0-1 3-1			(1, 0) 0-1 1B	(1, 1) 1-1 SH6-3-6		(1, 4) 4-0 IBB	3	0	1	0	1	0	1				
Larry Milbourne, S OBP: 0.197, SLG: 0.203	(1, 4) 2-2 SH1-4				(1, 0) 0-0 3B			(1, 2) 1-2 FC6-4	(1, 3) 1-3 K		(1, 3) 2-3 K	4	1	3	0	0	1	0				
Cliff Johnson, R OBP: 0.378, SLG: 0.482	(11, PH)							(1, 2) 1-2 FC6-4				1	0	0	0	0	1	2				
Rob Andrews, R OBP: 0.289, SLG: 0.241	(11, 4)							(1, 0) 2-0 FC6-4				0	0	0	0	0	0	0				
Doug Koniczny, R OBP: 0.190, SLG: 0.214	(1, 1) 0-2 SH1-4							(1, 2) 2-0 FC6-4			(1, 0) 0-0 F5	2	0	0	0	0	0	3				
Ken Boswell, L OBP: 0.345, SLG: 0.290	(10, PH)							(1, 2) 1-2				1	0	0	0	0	0	0				
Jose Sosa, R OBP: 0.500, SLG: 0.250	(10, 1)											0	0	0	0	0	0	0				
<b>Inning Stats</b>	R: 0 E: 0 K: 2 S: 7	H: 0 LOB: 0 BB: 0 P: 9	R: 0 E: 1 K: 0 S: 7	H: 1 LOB: 1 BB: 0 P: 10	R: 1 E: 1 K: 1 S: 14	H: 2 LOB: 1 BB: 0 P: 20	R: 0 E: 0 K: 1 S: 8	H: 1 LOB: 0 BB: 0 P: 13	R: 0 E: 0 K: 0 S: 8	H: 1 LOB: 1 BB: 0 P: 10	R: 0 E: 0 K: 1 S: 10	H: 2 LOB: 2 BB: 0 P: 14	R: 0 E: 1 K: 0 S: 7	H: 1 LOB: 2 BB: 0 P: 10	R: 0 E: 0 K: 1 S: 9	H: 0 LOB: 1 BB: 1 P: 17	R: 0 E: 0 K: 1 S: 6	H: 1 LOB: 2 BB: 1 P: 14	1B: 8 2B: 3 3B: 1 HR: 0	SF: 0 SAC: 2 DP: 3 HBP: 0	WP: 0 PB: 0 SB: 0 CS: 0	PA: 44
<b>PITCHER</b>	IP 10.0	WLS 10	BF 39	H 9	R 1	ER 1	SO 7	BB 1	IBB 0	HBP 0	BLK 0	WP 0	HR 0	S 84	P 123	ERA 0.90	WHIP 1.000					
Steve Rogers, R ERA: 2.67	(1, 1)																					
Dale Murray, R ERA: 3.71	(11, 1)	1.0	W	5	1	0	0	1	0	1	0	0	0	6	14	0.00	1.000					

Houston Astros @ Montreal Expos  
 Jarry Park, Montreal, QB  
 Tue Jul 22 1975, 7:05 PM EDT  
 Att: 12,148 - Unknown

AB 40  
 R 1  
 H 10  
 RBI 1  
 BB 2  
 SO 8  
 LOB 16



Batter	1	2	3	4	5	6	7	8	9	10	11	AB	R	H	RBI	BB	SO	LOB	BOTTOM					
Pepe Mangual, R OBP: 0.327, SLG: 0.355	(1, 8) 1-2 L9		(1, 1) 1-1 F9			(1, 0) 1-0 G5-4-3		(1, 2) 3-3 K			(1, 4) 4-1 SH1-4	4	1	0	0	1	1	3						
Mike Jorgensen, L OBP: 0.345, SLG: 0.366	(1, 3) 1-1 F7			(1, 3) 2-3 K			(1, 0) 0-0 F8	(1, 1) 3-1			(1, 0) 0-0 SH1-4	4	0	0	0	0	1	2						
Larry Blittner, L OBP: 0.399, SLG: 0.428	(1, 7) 1-1 F9			(1, 3) 1-3 K			(1, 0) 0-0 1B SF8		(1, 2) 1-2 F9		(1, 4) 4-0 1B	4	1	1	0	1	1	0						
Gary Carter, R OBP: 0.376, SLG: 0.461	(1, 9) 0-1 G5-4-3			(1, 0) 0-0 5-3			(1, 2) 2-2 1B		(1, 1) 1-1 F3		(1, 0) 0-0 IBB	5	0	3	1	0	0	0						
Pete Mackanin, R OBP: 0.326, SLG: 0.409	(1, 4) 1-1 G5-4-3				(1, 1) 0-3 K		(1, 0) 0-0 SF8		(1, 3) 0-3 K		(1, 2) 2-2 1B	3	0	0	1	0	2	1						
Larry Parrish, R OBP: 0.317, SLG: 0.424	(1, 5) 3-1 1B				(1, 0) 0-0 F8		(1, 3) 3-H F4			(1, 0) 0-3 K		4	0	1	0	0	1	1						
Tim Foli, R OBP: 0.288, SLG: 0.274	(1, 6) 1-3 K				(1, 1) 1-1 F9			(1, 2) 1-2 F7		(1, 2) 2-2 FC5-4		4	0	1	0	0	1	1						
Barry Foote, R OBP: 0.226, SLG: 0.259	(1, 2) 0-0 5-3				(1, 0) 0-0 L7			(1, 1) 1-1 1B		(1, 0) 0-0 F9		4	0	1	0	0	0	1						
Steve Rogers, R ERA: 4.24	(1, 1)				(1, 3) 1-3 K			(1, 2) 2-2 1B		(1, 0) 1-0 FC5-4		2	0	1	0	1	1	0						
Bob Bailey, R OBP: 0.380, SLG: 0.356	(10, PH)							(1, 2) 1-2 1B				1	0	0	0	0	0	1						
Dale Murray, R ERA: 3.71	(11, 1)	1.1	L	8	2	1	1	1	1	1	0	0	0	0	0	0	0	0						
<b>Inning Stats</b>	R: 0 E: 0 K: 0 S: 10	H: 0 LOB: 0 BB: 0 P: 13	R: 0 E: 0 K: 1 S: 11	H: 2 LOB: 1 BB: 0 P: 16	R: 0 E: 0 K: 1 S: 6	H: 0 LOB: 0 BB: 0 P: 8	R: 0 E: 0 K: 2 S: 7	H: 0 LOB: 0 BB: 0 P: 10	R: 0 E: 0 K: 1 S: 6	H: 0 LOB: 1 BB: 0 P: 7	R: 1 E: 0 K: 0 S: 7	H: 2 LOB: 1 BB: 0 P: 9	R: 0 E: 0 K: 1 S: 15	H: 2 LOB: 2 BB: 0 P: 23	R: 0 E: 0 K: 1 S: 8	H: 0 LOB: 0 BB: 0 P: 10	R: 0 E: 0 K: 1 S: 8	H: 1 LOB: 1 BB: 0 P: 11	R: 1 E: 0 K: 0 S: 3	H: 1 LOB: 2 BB: 2 P: 11	1B: 8 2B: 0 3B: 0 HR: 0	SF: 1 SAC: 1 DP: 2 HBP: 0	WP: 0 PB: 0 SB: 0 CS: 0	PA: 40
<b>PITCHER</b>	IP 9.0	WLS 1	BF 32	H 6	R 1	ER 1	SO 7	BB 1	IBB 0	HBP 0	BLK 0	WP 0	HR 0	S 73	P 104	ERA 1.00	WHIP 0.778							
Doug Koniczny, R ERA: 4.24	(1, 1)																							
Jose Sosa, R ERA: 6.75	(10, 1)	1.1	L	8	2	1	1	1	1	0	0	0	0	0	0	0	0	0						

Houston Astros @ Montreal Expos  
 Jarry Park, Montreal, QB  
 Tue Jul 22 1975, 7:05 PM EDT  
 Att: 12,148 - Unknown

AB 35  
 R 2  
 H 8  
 RBI 2  
 BB 3  
 SO 8  
 LOB 10





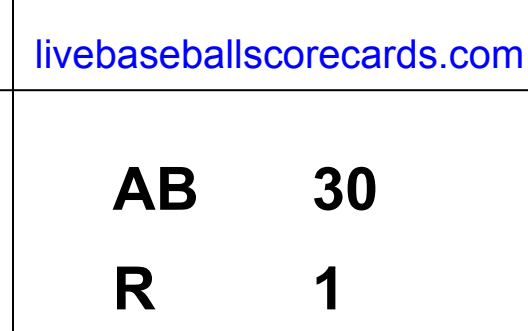
Batter	1	2	3	4	5	6	7	8	9	AB	R	H	RBI	BB	SO	LOB	TOP										
<b>Wilbur Howard, S</b> OBP: 0.410, SLG: 0.496 (1, 8)										4	0	2	1	0	1	0	<b>Houston Astros @ Montreal Expos</b> Jarry Park, Montreal, QB Wed Jul 23 1975, 7:05 PM EDT Att: 16,804 - Unknown										
<b>Greg Gross, L</b> OBP: 0.372, SLG: 0.355 (1, 9)										4	1	2	0	0	1	1											
<b>Enos Cabell, R</b> OBP: 0.307, SLG: 0.390 (1, 7)										4	0	1	0	0	2	2											
<b>Bob Watson, R</b> OBP: 0.369, SLG: 0.509 (1, 3)										4	0	1	1	0	1	2											
<b>Milt May, L</b> OBP: 0.285, SLG: 0.303 (1, 2)										4	0	1	0	0	1	3											
<b>Doug Radler, R</b> OBP: 0.318, SLG: 0.364 (1, 5)										4	0	0	0	0	1	1											
<b>Roger Metzger, S</b> OBP: 0.299, SLG: 0.319 (1, 6)										4	0	0	0	0	1	0											
<b>Larry Milbourne, S</b> OBP: 0.213, SLG: 0.218 (1, 4)										4	1	2	0	0	1	0											
<b>J.R. Richard, R</b> OBP: 0.238, SLG: 0.405 (1, 1)										2	0	0	0	0	1	1											
<b>Inning Stats</b>	R: 1 E: 0 K: 2 S: 11	H: 2 LOB: 1 BB: 0 P: 19	R: 0 E: 0 K: 0 S: 9	H: 1 LOB: 1 BB: 0 P: 12	R: 0 E: 0 K: 1 S: 5	H: 0 LOB: 0 BB: 0 P: 6	R: 0 E: 0 K: 2 S: 9	H: 0 LOB: 0 BB: 0 P: 13	R: 1 E: 0 K: 1 S: 10	H: 2 LOB: 1 BB: 0 P: 17	R: 0 E: 0 K: 2 S: 14	H: 1 LOB: 1 BB: 0 P: 18	R: 0 E: 0 K: 1 S: 7	H: 0 LOB: 0 BB: 0 P: 15	R: 0 E: 0 K: 0 S: 7	H: 3 LOB: 2 BB: 0 P: 9	R: 0 E: 0 K: 1 S: 10	H: 0 LOB: 0 BB: 0 P: 13	1B: 8 2B: 2 3B: 0 HR: 0	SF: 0 SAC: 1 DP: 1 HBP: 0	WP: 0 PB: 1 SB: 0 CS: 1	PA: 35					
<b>PITCHER</b>	IP	WLS	BF	H	R	ER	SO	BB	IBB	HBP	BLK	WP	HR	S	P	ERA	WHIP										
<b>Dennis Blair, R</b> ERA: 3.33 (1, 1)	7.0	L	27	6	2	2	9	0	0	0	0	0	0	65	100	2.57	0.857										
<b>Dale Murray, R</b> ERA: 3.55 (8, 1)	2.0		8	3	0	0	1	0	0	0	0	0	0	17	22	0.00	1.500										

livebaseballscores.com

AB	34
R	2
H	9
RBI	2
BB	0
SO	10
LOB	10



Batter	1	2	3	4	5	6	7	8	9	AB	R	H	RBI	BB	SO	LOB	BOTTOM										
<b>Pepe Manguat, R</b> OBP: 0.327, SLG: 0.352 (1, 8)										3	0	0	0	1	0	1	<b>Houston Astros @ Montreal Expos</b> Jarry Park, Montreal, QB Wed Jul 23 1975, 7:05 PM EDT Att: 16,804 - Unknown										
<b>Mike Jorgensen, L</b> OBP: 0.344, SLG: 0.365 (1, 3)										4	0	1	0	0	2	2											
<b>Larry Bittner, L</b> OBP: 0.391, SLG: 0.418 (1, 7)										4	0	0	0	0	1	3											
<b>Dale Murray, R</b> OBP: 0.500, SLG: 0.250 (8, 1)										0	0	0	0	0	0	0											
<b>Gary Carter, R</b> OBP: 0.380, SLG: 0.472 (1, 9)										2	1	1	1	2	0	0											
<b>Pete Mackanin, R</b> OBP: 0.329, SLG: 0.408 (1, 4)										3	0	1	0	1	1	0											
<b>Larry Parrish, R</b> OBP: 0.317, SLG: 0.423 (1, 5)										3	0	1	0	0	0	0											
<b>Tim Foli, R</b> OBP: 0.285, SLG: 0.272 (1, 6)										3	0	0	0	0	1	5											
<b>Bob Bailey, R</b> OBP: 0.378, SLG: 0.353 (9, PH)										1	0	0	0	0	0	0											
<b>Barry Foote, R</b> OBP: 0.222, SLG: 0.255 (1, 2)										4	0	0	0	0	1	5											
<b>Dennis Blair, R</b> OBP: 0.250, SLG: 0.206 (7, PH)										1	0	1	0	1	0	0											
<b>Jim Lytle, L</b> (8, 7)										2	0	0	0	0	0	0											
<b>Inning Stats</b>	R: 0 E: 0 K: 1 S: 10	H: 0 LOB: 0 BB: 0 P: 15	R: 0 E: 0 K: 1 S: 12	H: 0 LOB: 2 BB: 2 P: 21	R: 0 E: 0 K: 0 S: 9	H: 2 LOB: 1 BB: 0 P: 13	R: 1 E: 0 K: 1 S: 8	H: 1 LOB: 0 BB: 0 P: 11	R: 0 E: 0 K: 1 S: 6	H: 0 LOB: 1 BB: 2 P: 15	R: 0 E: 0 K: 0 S: 9	H: 2 LOB: 3 BB: 1 P: 18	R: 0 E: 0 K: 2 S: 11	H: 0 LOB: 1 BB: 0 P: 13	R: 0 E: 0 K: 0 S: 6	H: 0 LOB: 0 BB: 0 P: 7	R: 0 E: 0 K: 0 S: 5	H: 0 LOB: 0 BB: 0 P: 7	1B: 4 2B: 0 3B: 0 HR: 1	SF: 0 SAC: 1 DP: 2 HBP: 0	WP: 2 PB: 0 SB: 0 CS: 0	PA: 36					
<b>PITCHER</b>	IP	WLS	BF	H	R	ER	SO	BB	IBB	HBP	BLK	WP	HR	S	P	ERA	WHIP										
<b>J.R. Richard, R</b> ERA: 4.83 (1, 1)	9.0	W	36	5	1	1	6	5	0	0	0	2	1	76	120	1.00	1.111										













Batter	1	2	3	4	5	6	7	8	9	AB	R	H	RBI	BB	SO	LOB	TOP					
<b>Pepe Mangual, R</b> OBP: 0.323, SLG: 0.353 (1, 8)	1-2 F8		0-0 1B	3-2 1B			1-2 F9		2-2 6-3	5	2	2	1	0	0	0						
<b>Pete Mackanin, R</b> OBP: 0.328, SLG: 0.427 (1, 4)	2-0 2B		3-2 F9	1-1 1B			1-1 5-3		2-2 F9	5	0	2	1	0	0	1						
<b>Gary Carter, R</b> OBP: 0.373, SLG: 0.456 (1, 9)	3-2 E6		2-3 K	1-3 K			2-0 5-3			4	0	0	0	0	2	3						
<b>Jose Morales, R</b> OBP: 0.375, SLG: 0.460 <b>Tony Scott, S</b> OBP: 0.258, SLG: 0.248 (8, PR) (8, 7)	4-0 G5-4-3 IBB		1-1 1B		0-1 1-3			0-0 SH1-4 1B		3	0	2	1	1	0	0						
<b>Bob Bailey, R</b> OBP: 0.372, SLG: 0.347 <b>Pepe Frías, R</b> OBP: 0.208, SLG: 0.190 (1, 5) (8, 5)	0-1 G5-4-3		3-H 1B	2-1 1B	3-1 F8			0-0 SH1-4		3	0	1	0	0	0	3						
<b>Nate Colbert, R</b> OBP: 0.227, SLG: 0.270 (1, 3)		0-1 FC6-4 1B	3-0 F4		1-3 K			4-0 3B IBB		3	1	1	0	1	1	2						
<b>Barry Foote, R</b> OBP: 0.231, SLG: 0.287 (1, 2)		0-0 FC6-4		0-0 F9		1-0 G5-4-3 1B		0-0 8-2 3B		4	0	2	2	0	0	1						
<b>Tim Foli, R</b> OBP: 0.288, SLG: 0.278 (1, 6)		3-1 L7		0-0 SH1-4 1B		1-1 G5-4-3		0-1 8-2		4	1	1	0	0	0	4						
<b>Steve Rogers, R</b> OBP: 0.271, SLG: 0.209 (1, 1)		1-3 K		0-0 SH1-4		1-2 6-3		1-1 6-3		3	0	0	0	0	1	1						
<b>Inning Stats</b>	R: 0 E: 1 K: 0 S: 9	H: 1 LOB: 2 BB: 1 P: 19	R: 0 E: 0 K: 1 S: 8	H: 1 LOB: 1 BB: 0 P: 12	R: 1 E: 0 K: 1 S: 16	H: 3 LOB: 2 BB: 0 P: 27	R: 2 E: 0 K: 1 S: 13	H: 3 LOB: 1 BB: 0 P: 18	R: 0 E: 0 K: 1 S: 7	H: 0 LOB: 0 BB: 0 P: 11	R: 0 E: 0 K: 0 S: 7	H: 1 LOB: 0 BB: 0 P: 10	R: 0 E: 0 K: 0 S: 8	H: 0 LOB: 0 BB: 0 P: 12	R: 2 E: 0 K: 0 S: 5	H: 2 LOB: 1 BB: 1 P: 9	R: 0 E: 0 K: 0 S: 9	H: 0 LOB: 0 BB: 0 P: 14	1B: 8 2B: 2 3B: 2 HR: 0	SF: 0 SAC: 0 DP: 3 HBP: 0	WP: 0 PB: 0 CS: 0	PA: 38
<b>PITCHER</b>	IP	WLS	BF	H	R	ER	SO	BB	IBB	HBP	BLK	WP	HR	S	P	ERA	WHIP					
<b>Jim Rooker, L</b> ERA: 3.29 <b>Dave Giusti, R</b> ERA: 2.41	(1, 1) (8, 1)	7.0 L	30 30	9 9	3 3	3 3	4 4	0 0	1 1	0 0	0 0	0 0	0 0	68 14	109 23	3.86 9.00	1.286 1.000					

**Montreal Expos @ Pittsburgh Pirates**  
Three Rivers Stadium, Pittsburgh, PA  
Sat Jul 26 1975, 3:33 AM EDT  
Att: 4,394 - Unknown

AB 34  
R 5  
H 11  
RBI 5  
BB 2  
SO 4  
LOB 15



Batter	1	2	3	4	5	6	7	8	9	AB	R	H	RBI	BB	SO	LOB	BOTTOM					
<b>Rennie Stennett, R</b> OBP: 0.291, SLG: 0.362 (1, 4)	0-0 4-3		2-1 F7		0-2 L9			1-0 F8		4	0	0	0	0	0	1						
<b>Manny Sanguillen, R</b> OBP: 0.404, SLG: 0.463 (1, 2)	0-1 L8-4 1B		0-0 2B			0-0 F7		1-1 F4		4	0	2	0	0	0	0						
<b>Al Oliver, L</b> OBP: 0.302, SLG: 0.442 (1, 8)	3-2 L8-4		0-0 F6			0-0 G3		3-2 6-3		4	0	0	0	0	0	2						
<b>Willie Stargell, L</b> OBP: 0.373, SLG: 0.550 (1, 3)		3-2 4-3 2B 1B		1-2 L8		2-3 K		0-0 E4 G4-3		4	1	1	0	0	1	0						
<b>Dave Parker, L</b> OBP: 0.372, SLG: 0.591 (1, 9)		0-0 4-3		2-2 4-3			2-2 G5-4-3 1B		1-0 F7	4	0	1	0	0	0	2						
<b>Richie Zisk, R</b> OBP: 0.356, SLG: 0.437 (1, 7)		2-2 F8		2-1 FC6-4 1B			1-1 G5-4-3		0-1 G4-3	4	0	1	0	0	0	3						
<b>Art Howe, R</b> OBP: 0.267, SLG: 0.259 (1, 5)		1-0 2B		1-0 FC6-4			0-0 1B 2B			3	1	2	1	0	0	1						
<b>Frank Taveras, R</b> OBP: 0.262, SLG: 0.244 <b>Ed Kirkpatrick, L</b> OBP: 0.216, SLG: 0.373 <b>Mario Mendoza, R</b> OBP: 0.226, SLG: 0.200 (1, 6) (7, PH) (7, PR) (8, 6)	1-1 F8			4-0 L9 BB			0-0 2B 1B			1	0	0	0	1	0	1						
<b>Jim Rooker, R</b> OBP: 0.159, SLG: 0.119 <b>Ken Brett, L</b> OBP: 0.226, SLG: 0.387 <b>Dave Giusti, R</b> OBP: 0.375, SLG: 0.286 (1, 1) (7, PH) (8, 1)			1-3 K		1-3 K		3-2 F8			2	0	0	0	0	2	1						
<b>Inning Stats</b>	R: 0 E: 0 K: 0 S: 9	H: 1 LOB: 0 BB: 0 P: 12	R: 1 E: 0 K: 0 S: 10	H: 2 LOB: 1 BB: 0 P: 17	R: 0 E: 0 K: 1 S: 7	H: 1 LOB: 1 BB: 0 P: 10	R: 0 E: 0 K: 0 S: 9	H: 1 LOB: 0 BB: 0 P: 15	R: 0 E: 0 K: 1 S: 6	H: 0 LOB: 0 BB: 1 P: 11	R: 0 E: 0 K: 1 S: 5	H: 0 LOB: 0 BB: 0 P: 7	R: 1 E: 0 K: 0 S: 11	H: 3 LOB: 1 BB: 0 P: 17	R: 0 E: 0 K: 0 S: 7	H: 0 LOB: 0 BB: 0 P: 12	R: 0 E: 1 K: 0 S: 4	H: 0 LOB: 0 BB: 0 P: 5	1B: 5 2B: 4 3B: 0 HR: 0	SF: 0 SAC: 0 DP: 3 HBP: 0	WP: 0 PB: 0 CS: 0	PA: 33
<b>PITCHER</b>	IP	WLS	BF	H	R	ER	SO	BB	IBB	HBP	BLK	WP	HR	S	P	ERA	WHIP					
<b>Steve Rogers, R</b> ERA: 2.83	(1, 1)	9.0 W	33 33	8 8	2 2	2 2	3 3	1 1	0 0	0 0	0 0	0 0	0 0	68 68	106	2.00	1.000					

**Montreal Expos @ Pittsburgh Pirates**  
Three Rivers Stadium, Pittsburgh, PA  
Sat Jul 26 1975, 3:33 AM EDT  
Att: 4,394 - Unknown

AB 32  
R 2  
H 8  
RBI 2  
BB 1  
SO 3  
LOB 12





Batter	1	2	3	4	5	6	7	8	9	AB	R	H	RBI	BB	SO	LOB	TOP			
<b>Pepe Mangual, R</b> OBP: 0.322, SLG: 0.351	G3						FC6-4			4	0	1	0	0	0	2	<b>Montreal Expos @ Pittsburgh Pirates</b> Three Rivers Stadium, Pittsburgh, PA Sun Jul 27 1975, 3:33 AM EDT Unknown			
<b>Pete Mackanin, R</b> OBP: 0.332, SLG: 0.426		2-5	K			F3		G4-3 HBP		3	1	1	0	0	1	0				
<b>Gary Carter, R</b> OBP: 0.372, SLG: 0.452				F7		6-3		F9		3	0	0	0	1	0	1				
<b>Jose Morales, R</b> OBP: 0.367, SLG: 0.444	K			F3				G4-3		4	0	1	0	0	1	2				
<b>Bob Bailey, R</b> OBP: 0.391, SLG: 0.345					G6-4-3 BB				FC3-6 BB	1	0	0	0	3	0	1				
<b>Nate Colbert, R</b> OBP: 0.225, SLG: 0.266							L8			3	0	0	0	0	1	3				
<b>Mike Jorgensen, L</b> OBP: 0.345, SLG: 0.376	K								K	1	0	0	0	0	1	1				
<b>Bary Foote, R</b> OBP: 0.232, SLG: 0.285			L8							2	0	0	0	1	0	0				
<b>Jim Dwyer, L</b> OBP: 0.278, SLG: 0.219				F3					FC3-6 FC6-4	1	0	0	0	0	0	1				
<b>Tim Foli, R</b> OBP: 0.285, SLG: 0.275					1-4-3					3	0	0	0	0	0	1				
<b>Larry Blittner, L</b> OBP: 0.336, SLG: 0.410							F8		FC6-4	1	0	0	0	0	0	1				
<b>Fred Scherman, L</b> OBP: 0.143, SLG: 0.154										1	0	0	0	1	1	0				
<b>Chuck Taylor, R</b> OBP: 0.314, SLG: 0.418										0	0	0	0	0	0	0				
<b>Larry Parrish, R</b> OBP: 0.314, SLG: 0.418										0	0	0	0	1	0	0				
<b>Don Carrithers, R</b> OBP: 0.314, SLG: 0.418										0	0	0	0	0	0	0				
<b>Inning Stats</b>	R: 1 E: 0 K: 2 S: 13	H: 1 LOB: 2 BB: 2 P: 26	R: 0 E: 0 K: 0 S: 9	H: 1 LOB: 2 BB: 1 P: 18	R: 0 E: 0 K: 1 S: 7	H: 0 LOB: 0 BB: 0 P: 14	R: 0 E: 0 K: 0 S: 7	H: 0 LOB: 0 BB: 0 P: 14	R: 0 E: 0 K: 1 S: 10	H: 1 LOB: 2 BB: 0 P: 13	R: 0 E: 0 K: 0 S: 13	H: 0 LOB: 2 BB: 2 P: 22	R: 0 E: 0 K: 0 S: 10	H: 0 LOB: 0 BB: 0 P: 16	R: 0 E: 0 K: 1 S: 7	H: 0 LOB: 1 BB: 1 P: 15	1B: 3 2B: 0 3B: 0 HR: 0	SF: 0 SAC: 0 DP: 2 HBP: 1	WP: 0 PB: 0 CS: 0	PA: 35
<b>PITCHER</b>	IP	WLS	BF	H	R	ER	SO	BB	IBB	HBP	BLK	WP	HR	S	P	ERA	WHIP			
<b>Ken Brett, L</b> ERA: 2.2	(1, 1)	6.2	W	28	3	1	0	4	6	0	0	0	0	63	112	0.00	1.350			
<b>Larry Demery, R</b> ERA: 2.85	(7, 1)	2.1	S	8	0	0	0	1	1	0	1	0	0	20	35	0.00	0.429			

AB	27
R	1
H	3
RBI	0
BB	7
SO	5
LOB	13



Batter	1	2	3	4	5	6	7	8	9	AB	R	H	RBI	BB	SO	LOB	BOTTOM			
<b>Rennie Stennett, R</b> OBP: 0.290, SLG: 0.362	F7							4-3		5	0	1	1	0	0	2	<b>Montreal Expos @ Pittsburgh Pirates</b> Three Rivers Stadium, Pittsburgh, PA Sun Jul 27 1975, 3:33 AM EDT Unknown			
<b>Manny Sanguillen, R</b> OBP: 0.462, SLG: 0.463										4	0	2	0	0	0	3				
<b>Bill Robinson, R</b> OBP: 0.314, SLG: 0.463										4	1	2	0	0	0	1				
<b>Willie Stargell, L</b> OBP: 0.371, SLG: 0.549	K									4	0	1	0	0	2	3				
<b>Richie Zisk, R</b> OBP: 0.360, SLG: 0.439	L7									3	1	2	0	1	0	2				
<b>Dave Parker, L</b> OBP: 0.373, SLG: 0.593										4	0	2	1	0	0	4				
<b>Art Howe, R</b> OBP: 0.266, SLG: 0.259										4	1	1	0	0	0	1				
<b>Frank Taveras, R</b> OBP: 0.262, SLG: 0.248										4	1	1	0	0	0	2				
<b>Ken Brett, L</b> OBP: 0.265, SLG: 0.412										3	0	2	1	0	1	2				
<b>Larry Demery, R</b> OBP: 0.313, SLG: 0.357										1	0	0	0	0	0	0				
<b>Inning Stats</b>	R: 0 E: 0 K: 1 S: 8	H: 2 LOB: 2 BB: 0 P: 9	R: 1 E: 0 K: 1 S: 13	H: 3 LOB: 3 BB: 0 P: 20	R: 1 E: 0 K: 0 S: 8	H: 2 LOB: 1 BB: 0 P: 13	R: 0 E: 0 K: 0 S: 6	H: 1 LOB: 1 BB: 0 P: 9	R: 0 E: 0 K: 1 S: 10	H: 2 LOB: 2 BB: 0 P: 12	R: 1 E: 0 K: 0 S: 9	H: 2 LOB: 1 BB: 0 P: 11	R: 1 E: 0 K: 0 S: 7	H: 2 LOB: 1 BB: 1 P: 13	R: 0 E: 0 K: 0 S: 3	H: 0 LOB: 0 BB: 0 P: 4	1B: 10 2B: 4 3B: 0 HR: 0	SF: 0 SAC: 0 DP: 1 HBP: 0	WP: 0 PB: 0 CS: 0	PA: 37
<b>PITCHER</b>	IP	WLS	BF	H	R	ER	SO	BB	IBB	HBP	BLK	WP	HR	S	P	ERA	WHIP			
<b>Fred Scherman, L</b> ERA: 3.94	(1, 1)	5.1	L	27	12	3	3	3	0	0	0	0	0	51	70	5.06	2.250			
<b>Chuck Taylor, R</b> ERA: 4.03	(6, 1)	0.2		2	0	0	0	0	0	0	0	0	0	3	4	0.00	0.000			
<b>Don Carrithers, R</b> ERA: 1.13	(7, 1)	2.0		8	2	1	1	0	1	0	0	0	0	10	17	4.50	1.500			





Batter	1	2	3	4	5	6	7	8	9	AB	R	H	RBI	BB	SO	LOB	TOP					
<b>Pepe Mangual, R</b> OBP: 0.324, SLG: 0.353 (1, 8)										4	1	2	0	0	1	0	<b>Montreal Expos @ Pittsburgh Pirates</b> Three Rivers Stadium, Pittsburgh, PA Sun Jul 27 1975, 3:38 AM EDT Att: 27,961 - Unknown					
<b>Tim Foli, R</b> OBP: 0.290, SLG: 0.282 (1, 6)										3	1	2	0	1	0	1						
<b>Gary Carter, R</b> OBP: 0.370, SLG: 0.459 (1, 9)										4	1	1	2	0	1	4						
<b>Jose Morales, R</b> OBP: 0.222, SLG: 0.429 (7, 7)										2	0	0	0	2	1	1						
<b>Jim Lyttle, L</b> OBP: 0.111, SLG: 0.111 (8, 7)										0	0	0	0	0	0	0						
<b>Larry Parrish, R</b> OBP: 0.313, SLG: 0.420 (1, 5)										4	0	1	1	0	0	3						
<b>Pete Mackanin, R</b> OBP: 0.326, SLG: 0.418 (1, 4)										4	0	0	0	0	1	3						
<b>Nate Colbert, R</b> OBP: 0.263, SLG: 0.263 (7, PH)										2	0	0	0	0	1	0						
<b>Mike Jorgensen, L</b> OBP: 0.344, SLG: 0.375 (7, 3)										2	0	0	0	0	1	0						
<b>Barry Foote, R</b> OBP: 0.229, SLG: 0.281 (1, 2)										4	0	0	0	0	0	0						
<b>Dan Warthen, S</b> OBP: 0.118, SLG: 0.118 (1, 1)										3	0	0	0	0	1	0						
<b>Dale Murray, R</b> OBP: 0.300, SLG: 0.250 (8, 1)										0	0	0	0	0	0	0						
<b>Tony Scott, S</b> OBP: 0.258, SLG: 0.248 (8, 7)										0	0	0	0	0	0	0						
<b>Larry Blittner, L</b> OBP: 0.385, SLG: 0.407 (8, PH)										1	0	0	0	0	0	0						
<b>Inning Stats</b>	R: 0 H: 1 E: 0 K: 2 S: 10	H: 1 LOB: 1 BB: 0 P: 13	R: 0 H: 0 E: 0 K: 0 S: 6	H: 0 LOB: 0 BB: 0 P: 8	R: 0 H: 2 E: 0 K: 1 S: 12	H: 2 LOB: 2 BB: 0 P: 15	R: 0 H: 0 E: 0 K: 1 S: 6	H: 0 LOB: 0 BB: 1 P: 13	R: 0 H: 0 E: 0 K: 1 S: 8	H: 0 LOB: 0 BB: 0 P: 12	R: 1 H: 1 E: 0 K: 0 S: 12	H: 1 LOB: 2 BB: 1 P: 21	R: 0 H: 0 E: 0 K: 1 S: 5	H: 0 LOB: 0 BB: 0 P: 5	R: 2 H: 2 E: 0 K: 0 S: 11	H: 2 LOB: 1 BB: 1 P: 18	R: 0 H: 0 E: 0 K: 0 S: 6	H: 0 LOB: 0 BB: 0 P: 9	1B: 3 2B: 2 3B: 0 HR: 1	SF: 0 SAC: 0 DP: 1 HBP: 0	WP: 0 PB: 0 CS: 1	PA: 36
<b>PITCHER</b>	IP	WLS	BF	H	R	ER	SO	BB	IBB	HBP	BLK	WP	HR	S	P	ERA	WHIP					
<b>John Candelaria, L</b> ERA: 3.16 (1, 1)	7.2		32	6	3	3	7	2	1	0	0	0	1	68	102	3.52	1.043					
<b>Dave Giusti, R</b> ERA: 2.35 (8, 1)	1.1	W	4	0	0	0	0	0	0	0	0	0	0	8	12	0.00	0.000					

AB 33  
R 3  
H 6  
RBI 3  
BB 3  
SO 7  
LOB 12



Batter	1	2	3	4	5	6	7	8	9	AB	R	H	RBI	BB	SO	LOB	BOTTOM				
<b>Frank Taveras, R</b> OBP: 0.265, SLG: 0.249 (1, 6)										3	1	1	1	1	0	0	<b>Montreal Expos @ Pittsburgh Pirates</b> Three Rivers Stadium, Pittsburgh, PA Sun Jul 27 1975, 3:38 AM EDT Att: 27,961 - Unknown				
<b>Rennie Stennett, R</b> OBP: 0.289, SLG: 0.361 (1, 4)										4	1	1	0	0	1	3					
<b>Bill Robinson, R</b> OBP: 0.316, SLG: 0.464 (6, PH)										2	0	1	0	0	0	0					
<b>Al Oliver, L</b> OBP: 0.303, SLG: 0.443 (7, 8)										2	1	1	1	0	1	0					
<b>Willie Stargell, L</b> OBP: 0.373, SLG: 0.557 (1, 3)										3	1	1	3	1	2	0					
<b>Richie Zisk, R</b> OBP: 0.356, SLG: 0.433 (1, 7)										4	0	0	0	0	2	2					
<b>Dave Parker, L</b> OBP: 0.375, SLG: 0.590 (1, 9)										3	1	1	0	1	0	0					
<b>Art Howe, R</b> OBP: 0.276, SLG: 0.261 (1, 5)										3	0	1	0	1	0	1					
<b>Duffy Dyer, R</b> OBP: 0.257, SLG: 0.373 (1, 2)										3	0	0	0	0	1	3					
<b>John Candelaria, L</b> OBP: 0.143, SLG: 0.143 (8, 1)										3	0	1	0	0	0	1					
<b>Dave Giusti, R</b> OBP: 0.375, SLG: 0.286 (8, 1)										0	0	0	0	0	0	0					
<b>Inning Stats</b>	R: 0 H: 1 E: 0 K: 0 S: 9	H: 1 LOB: 2 BB: 1 P: 19	R: 1 H: 2 E: 0 K: 0 S: 18	H: 2 LOB: 2 BB: 2 P: 33	R: 0 H: 0 E: 0 K: 2 S: 9	H: 0 LOB: 0 BB: 0 P: 14	R: 0 H: 0 E: 0 K: 1 S: 8	H: 0 LOB: 0 BB: 0 P: 13	R: 0 H: 0 E: 0 K: 1 S: 8	H: 0 LOB: 0 BB: 0 P: 10	R: 0 H: 1 E: 0 K: 3 S: 10	H: 1 LOB: 1 BB: 0 P: 15	R: 0 H: 1 E: 0 K: 0 S: 11	H: 1 LOB: 1 BB: 0 P: 19	R: 4 H: 4 E: 0 K: 0 S: 13	H: 4 LOB: 0 BB: 1 P: 23	1B: 7 2B: 0 3B: 0 HR: 1	SF: 0 SAC: 0 DP: 2 HBP: 0	WP: 0 PB: 0 CS: 0	PA: 34	
<b>PITCHER</b>	IP	WLS	BF	H	R	ER	SO	BB	IBB	HBP	BLK	WP	HR	S	P	ERA	WHIP				
<b>Dan Warthen, L</b> ERA: 3.19 (1, 1)	7.0	L	31	7	5	5	7	4	0	0	0	0	0	79	134	6.43	1.571				
<b>Dale Murray, R</b> ERA: 3.47 (8, 1)	1.0		3	1	0	0	0	0	0	0	0	0	0	7	12	0.00	1.000				





Batter	1	2	3	4	5	6	7	8	9	AB	R	H	RBI	BB	SO	LOB	TOP			
<b>Pepe Mangual, R</b> OBP: 0.325, SLG: 0.355 (1, 8)										4	1	1	0	1	2	3				
<b>Jim Dwyer, L</b> OBP: 0.293, SLG: 0.270 (1, 7)										5	1	2	0	0	1	3				
<b>Tony Scott, S</b> OBP: 0.258, SLG: 0.248 (9, FR)										0	0	0	0	0	0	0				
<b>Gary Carter, R</b> OBP: 0.365, SLG: 0.452 (1, 2)										5	0	0	0	0	2	7				
<b>Mike Jorgensen, L</b> OBP: 0.342, SLG: 0.373 (1, 3)										4	0	1	1	0	0	1				
<b>Larry Blittner, L</b> OBP: 0.387, SLG: 0.406 (1, 9)										3	0	1	1	1	0	0				
<b>Larry Parrish, R</b> OBP: 0.312, SLG: 0.415 (1, 5)										3	0	0	0	1	2	3				
<b>Pete Mackanin, R</b> OBP: 0.322, SLG: 0.413 (1, 4)										3	0	0	0	0	1	3				
<b>Tim Foli, R</b> OBP: 0.292, SLG: 0.282 (1, 6)										3	0	1	0	1	0	0				
<b>Dennis Blair, R</b> OBP: 0.237, SLG: 0.194 (1, 1)										2	0	0	0	0	1	2				
<b>Jim Lytle, L</b> OBP: 0.100, SLG: 0.100 (7, PH)										1	0	0	0	0	0	1				
<b>Chuck Taylor, R</b> OBP: 0.384, SLG: 0.345 (9, PH)										0	0	0	0	0	0	0				
<b>Bob Bailey, R</b> OBP: 0.384, SLG: 0.345 (9, PH)										0	0	0	0	1	0	0				
<b>Inning Stats</b>	R: 0 E: 0 K: 1 S: 6	H: 1 LOB: 1 BB: 0 P: 6	R: 0 E: 0 K: 2 S: 7	H: 0 LOB: 2 BB: 2 P: 15	R: 2 E: 0 K: 2 S: 10	H: 3 LOB: 2 BB: 1 P: 14	R: 0 E: 0 K: 0 S: 3	H: 0 LOB: 0 BB: 0 P: 3	R: 0 E: 0 K: 1 S: 5	H: 0 LOB: 0 BB: 0 P: 5	R: 0 E: 1 K: 1 S: 7	H: 1 LOB: 2 BB: 0 P: 7	R: 0 E: 0 K: 0 S: 3	H: 0 LOB: 1 BB: 1 P: 7	R: 0 E: 0 K: 1 S: 6	H: 1 LOB: 2 BB: 1 P: 10	1B: 4 2B: 2 3B: 0 HR: 0	SF: 0 SAC: 1 DP: 0 HBP: 0	WP: 0 PB: 0 SB: 0 CS: 0	PA: 39
<b>PITCHER</b> <b>Bill Bonham, R</b> ERA: 4.1 (1, 1)	IP: 9.0 WLS: W BF: 39 H: 6 R: 2 ER: 2 SO: 9 BB: 5 IBB: 0 HBP: 0 BLK: 0 WP: 0 HR: 0 S: 52 P: 72 ERA: 2.00 WHIP: 1.222															<b>PITCHER</b>				

**Montreal Expos @ Chicago Cubs**  
Wrigley Field, Chicago, IL  
Mon Jul 28 1975, 3:33 AM CDT  
Att: 7,310 - Sunny - 81 F

AB	33
R	2
H	6
RBI	2
BB	5
SO	9
LOB	23



Batter	1	2	3	4	5	6	7	8	9	AB	R	H	RBI	BB	SO	LOB	BOTTOM			
<b>Don Kessinger, S</b> OBP: 0.319, SLG: 0.323 (1, 6)										3	0	1	0	1	0	1				
<b>Rick Monday, L</b> OBP: 0.380, SLG: 0.455 (1, 8)										3	2	2	0	1	0	1				
<b>Gene Hiser, L</b> OBP: 0.133, SLG: 0.143 (8, 8)										0	0	0	0	0	0	0				
<b>Bill Madlock, R</b> OBP: 0.400, SLG: 0.496 (1, 5)										4	1	2	0	0	0	1				
<b>Jose Cardenal, R</b> OBP: 0.374, SLG: 0.392 (1, 7)										3	1	1	2	1	0	2				
<b>Jerry Morales, R</b> OBP: 0.341, SLG: 0.388 (1, 9)										2	0	1	1	0	0	1				
<b>Ralph LaCock, L</b> OBP: 0.326, SLG: 0.347 (1, 3)										4	0	2	1	0	1	2				
<b>Tim Hosley, R</b> OBP: 0.397, SLG: 0.442 (1, 2)										4	0	0	0	0	1	4				
<b>Manny Trillo, R</b> OBP: 0.298, SLG: 0.319 (1, 4)										4	0	1	0	0	0	1				
<b>Bill Bonham, R</b> OBP: 0.190, SLG: 0.224 (1, 1)										3	0	0	0	0	3	1				
<b>Inning Stats</b>	R: 2 E: 0 K: 0 S: 5	H: 2 LOB: 2 BB: 2 P: 13	R: 0 E: 0 K: 1 S: 6	H: 1 LOB: 1 BB: 0 P: 6	R: 0 E: 0 K: 0 S: 4	H: 1 LOB: 1 BB: 0 P: 4	R: 0 E: 0 K: 0 S: 4	H: 1 LOB: 1 BB: 0 P: 4	R: 2 E: 0 K: 1 S: 7	H: 2 LOB: 1 BB: 0 P: 8	R: 0 E: 0 K: 1 S: 4	H: 0 LOB: 0 BB: 1 P: 8	R: 0 E: 0 K: 0 S: 4	H: 2 LOB: 1 BB: 0 P: 4	R: 0 E: 0 K: 2 S: 8	H: 1 LOB: 1 BB: 0 P: 8	1B: 9 2B: 1 3B: 0 HR: 1	SF: 1 SAC: 1 DP: 1 HBP: 1	WP: 0 PB: 1 SB: 0 CS: 1	PA: 37
<b>PITCHER</b> <b>Dennis Blair, R</b> ERA: 3.46 (7, 1)	IP: 6.0 WLS: L BF: 28 H: 7 R: 4 ER: 4 SO: 3 BB: 3 IBB: 0 HBP: 1 BLK: 0 WP: 0 HR: 1 S: 30 P: 43 ERA: 6.00 WHIP: 1.667															<b>PITCHER</b>				
<b>Chuck Taylor, R</b> ERA: 3.86 (7, 1)	IP: 2.0 WLS: 8 BF: 3 H: 3 R: 0 ER: 0 SO: 2 BB: 0 IBB: 0 HBP: 0 BLK: 0 WP: 0 HR: 0 S: 12 P: 12 ERA: 0.00 WHIP: 1.500															<b>PITCHER</b>				

**Montreal Expos @ Chicago Cubs**  
Wrigley Field, Chicago, IL  
Mon Jul 28 1975, 3:33 AM CDT  
Att: 7,310 - Sunny - 81 F

AB	30
R	4
H	10
RBI	4
BB	3
SO	5
LOB	14





Batter	1	2	3	4	5	6	7	8	9	AB	R	H	RBI	BB	SO	LOB	TOP																			
<b>Pepe Mangual, R</b> OBP: 0.323, SLG: 0.352 (1, 8)										3	0	0	1	1	1	1	<b>Montreal Expos @ Chicago Cubs</b> Wrigley Field, Chicago, IL Tue Jul 29 1975, 3:33 AM CDT Att. 13,209 - Sunny - 83 F																			
<b>Tim Foli, R</b> OBP: 0.291, SLG: 0.281 (1, 6)										5	0	1	0	0	0	4																				
<b>Jim Dwyer, L</b> OBP: 0.273, SLG: 0.250 <b>Gary Carter, R</b> OBP: 0.364, SLG: 0.450 (8, PH) (8, 9)										3	0	0	0	0	2	1																				
<b>Mike Jorgensen, L</b> OBP: 0.341, SLG: 0.369 (1, 3)										3	1	0	0	0	0	1																				
<b>Larry Bittner, L</b> OBP: 0.391, SLG: 0.410 <b>Bob Bailey, R</b> OBP: 0.388, SLG: 0.349 (8, PH) (8, 7)										3	1	2	0	0	0	0																				
<b>Larry Parrish, R</b> OBP: 0.313, SLG: 0.418 (1, 5)										3	0	1	1	0	0	2																				
<b>Pete Mackanin, R</b> OBP: 0.321, SLG: 0.410 (1, 4)										4	1	1	0	0	0	3																				
<b>Barry Foote, R</b> OBP: 0.229, SLG: 0.284 (1, 2)										4	0	1	1	0	2	3																				
<b>Steve Renko, R</b> OBP: 0.364, SLG: 0.452 <b>Fred Scherman, L</b> OBP: 0.143, SLG: 0.154 <b>Dale Murray, R</b> OBP: 0.500, SLG: 0.250 <b>Jose Morales, R</b> OBP: 0.385, SLG: 0.439 <b>Tony Scott, S</b> OBP: 0.258, SLG: 0.248 (9, PR)										3	0	1	0	0	1	3																				
<b>Inning Stats</b>	R: 0 E: 0 K: 0 S: 3	H: 0 LOB: 0 BB: 0 P: 3	R: 1 E: 0 K: 1 S: 6	H: 1 LOB: 1 BB: 0 P: 7	R: 0 E: 0 K: 0 S: 3	H: 1 LOB: 0 BB: 0 P: 3	R: 0 E: 0 K: 1 S: 5	H: 0 LOB: 0 BB: 0 P: 5	R: 0 E: 0 K: 2 S: 8	H: 1 LOB: 1 BB: 0 P: 8	R: 0 E: 0 K: 0 S: 8	H: 1 LOB: 1 BB: 0 P: 10	R: 0 E: 0 K: 0 S: 4	H: 1 LOB: 1 BB: 0 P: 4	R: 1 E: 0 K: 0 S: 5	H: 2 LOB: 1 BB: 0 P: 5		1B: 7 2B: 2 3B: 0 HR: 0	SF: 1 SAC: 1 DP: 1 HBP: 1	WP: 0 PA: 38 PB: 0 SB: 0 CS: 0																
<b>PITCHER</b>	IP	WLS	BF	H	R	ER	SO	BB	IBB	HBP	BLK	WP	HR	S	P	ERA	WHIP	<b>PITCHER</b>		IP	WLS	BF	H	R	ER	SO	BB	IBB	HBP	BLK	WP	HR	S	P	ERA	WHIP
<b>Rick Reuschel, R</b> ERA: 3.6 (1, 1)	7.0		29	6	2	2	6	0	1	1	0	0	0	39	44	2.57	0.857																			
<b>Darold Knowles, L</b> ERA: 5.75 (8, 1)	1.0	W	4	1	0	0	0	0	0	0	0	0	0	4	4	0.00	1.000																			
<b>Oscar Zamora, R</b> ERA: 4.37 (9, 1)	1.0	S	5	2	1	1	0	0	0	0	0	0	0	5	5	9.00	2.000																			

AB	34
R	3
H	9
RBI	3
BB	1
SO	6
LOB	18



Batter	1	2	3	4	5	6	7	8	9	AB	R	H	RBI	BB	SO	LOB	BOTTOM																			
<b>Don Kessinger, S</b> OBP: 0.317, SLG: 0.322 (1, 6)										5	0	1	0	0	1	3	<b>Montreal Expos @ Chicago Cubs</b> Wrigley Field, Chicago, IL Tue Jul 29 1975, 3:33 AM CDT Att. 13,209 - Sunny - 83 F																			
<b>Rick Monday, L</b> OBP: 0.393, SLG: 0.466 (1, 8)										3	1	2	1	1	0	2																				
<b>Bill Madlock, R</b> OBP: 0.397, SLG: 0.491 (1, 5)										4	0	0	0	0	0	5																				
<b>Jose Cardenal, R</b> OBP: 0.377, SLG: 0.392 (1, 7)										2	1	1	0	2	0	2																				
<b>Jerry Morales, R</b> OBP: 0.338, SLG: 0.384 (1, 9)										4	0	0	0	0	1	3																				
<b>Ralph LaCock, L</b> OBP: 0.333, SLG: 0.349 (1, 3)										2	1	1	0	2	0	1																				
<b>Tim Hosley, R</b> OBP: 0.467 <b>Rob Sperring, R</b> OBP: 0.272, SLG: 0.263 (8, PR) (9, 4)										3	1	1	1	0	0	2																				
<b>Manny Trillo, R</b> OBP: 0.299, SLG: 0.319 <b>Champ Summers, L</b> OBP: 0.339, SLG: 0.333 <b>Steve Swisher, R</b> OBP: 0.294, SLG: 0.275 (9, 2)										3	0	1	0	0	0	1																				
<b>Rick Reuschel, R</b> OBP: 0.226, SLG: 0.275 <b>Gene Hiser, L</b> OBP: 0.133, SLG: 0.143 <b>Darold Knowles, L</b> OBP: 0.200, SLG: 0.111 <b>Vic Harris, S</b> OBP: 0.282, SLG: 0.222 <b>Oscar Zamora, R</b> OBP: 0.187, SLG: 0.167 (9, 1)										1	0	0	0	1	0	0																				
<b>Inning Stats</b>	R: 1 E: 0 K: 0 S: 5	H: 2 LOB: 1 BB: 0 P: 5	R: 0 E: 0 K: 0 S: 3	H: 1 LOB: 0 BB: 0 P: 3	R: 0 E: 0 K: 0 S: 4	H: 1 LOB: 2 BB: 1 P: 8	R: 0 E: 0 K: 0 S: 3	H: 0 LOB: 1 BB: 1 P: 7	R: 0 E: 0 K: 1 S: 6	H: 1 LOB: 1 BB: 0 P: 6	R: 0 E: 0 K: 0 S: 2	H: 0 LOB: 0 BB: 1 P: 6	R: 1 E: 0 K: 0 S: 5	H: 2 LOB: 2 BB: 1 P: 9	R: 2 E: 0 K: 1 S: 6	H: 1 LOB: 2 BB: 2 P: 15		1B: 6 2B: 0 3B: 0 HR: 2	SF: 0 SAC: 1 DP: 1 HBP: 1	WP: 0 PA: 38 PB: 0 SB: 0 CS: 1																
<b>PITCHER</b>	IP	WLS	BF	H	R	ER	SO	BB	IBB	HBP	BLK	WP	HR	S	P	ERA	WHIP	<b>PITCHER</b>		IP	WLS	BF	H	R	ER	SO	BB	IBB	HBP	BLK	WP	HR	S	P	ERA	WHIP
<b>Steve Renko, R</b> ERA: 4.99 (1, 1)	6.2		28	7	2	2	1	3	0	0	0	0	0	27	39	2.70	1.500																			
<b>Fred Scherman, L</b> ERA: 3.94 (7, 1)	0.0		1	0	0	0	0	1	0	0	0	0	0	0	4	∞	∞																			
<b>Dale Murray, R</b> ERA: 3.75 (7, 1)	1.1	L	8	1	2	2	1	1	1	1	1	0	0	7	16	13.50	1.500																			

AB	29
R	4
H	8
RBI	4
BB	6
SO	2
LOB	21





Batter	1	2	3	4	5	6	7	8	9	AB	R	H	RBI	BB	SO	LOB	TOP										
<b>Pepe Mangual, R</b> OBP: 0.322, SLG: 0.350 (1, 8)	0-0 4-3	0-0 1-3 2-H 1B		0-0 5-3		0-0 F7		0-0 4-3		5	0	1	1	0	0	1											
<b>Jim Dwyer, L</b> OBP: 0.306, SLG: 0.311 (1, 7)	0-0 F9	0-0 F8			0-0 4-3 1B	0-0 2B	0-0 BB	0-0 1B		5	1	3	1	0	0	2											
<b>Gary Carter, R</b> OBP: 0.367, SLG: 0.451 (1, 2)	0-0 2B 1B		0-0 E5		0-0 4-3	0-0 2-3	0-0 1-2 BB	0-0 F7		4	1	2	0	1	0	2											
<b>Mike Jorgensen, L</b> OBP: 0.348, SLG: 0.388 (1, 3)	0-0 1-H 2B		0-0 HR		0-0 1B BB	0-0 BB	0-0 4-3		0-0 G4-3 1B	4	1	3	1	1	0	2											
<b>Larry Bittner, L</b> OBP: 0.386, SLG: 0.405 (1, 9)		0-0 4-3	0-0 6-3		0-0 1-3 3-H 1B		0-0 F8		0-3 K	5	0	1	1	0	1	1											
<b>Larry Parrish, R</b> OBP: 0.311, SLG: 0.412 (1, 5)		0-0 6-3	0-0 4-3		0-0 1-2 BB		0-0 F3		0-0 G4-3	4	0	0	0	1	0	1											
<b>Pete Mackanin, R</b> OBP: 0.320, SLG: 0.404 (1, 4)		0-0 1B BB	0-0 F7		0-3 K		0-3 K			3	1	0	0	1	2	3											
<b>Tim Foli, R</b> OBP: 0.293, SLG: 0.286 (1, 6)		0-0 1-3 1B 1B		0-0 P4	0-0 4-3			0-0 SH1-4 1B	2B	4	2	2	0	0	0	3											
<b>Steve Rogers, R</b> OBP: 0.275, SLG: 0.217 (1, 1)		0-0 1B 1-2 3-H 1B		0-3 K		0-3 K		0-0 SH1-4	2-3	3	0	1	1	0	2	0											
<b>Inning Stats</b>	R: 0 E: 0 K: 0 S: 4	H: 2 LOB: 2 BB: 0 P: 4	R: 2 E: 0 K: 0 S: 6	H: 3 LOB: 2 BB: 1 P: 10	R: 2 E: 1 K: 0 S: 5	H: 2 LOB: 0 BB: 0 P: 5	R: 0 E: 0 K: 1 S: 5	H: 0 LOB: 0 BB: 0 P: 5	R: 1 E: 0 K: 1 S: 7	H: 2 LOB: 3 BB: 2 P: 15	R: 0 E: 0 K: 1 S: 6	H: 1 LOB: 2 BB: 1 P: 10	R: 0 E: 0 K: 1 S: 5	H: 0 LOB: 0 BB: 0 P: 5	R: 1 E: 0 K: 0 S: 5	H: 2 LOB: 1 BB: 0 P: 5	R: 0 E: 0 K: 1 S: 5	H: 1 LOB: 0 BB: 0 P: 5	1B: 9 2B: 3 3B: 0 HR: 1	SF: 0 SAC: 1 DP: 1 HBP: 0	WP: 0 PB: 0 SB: 0 CS: 0	PA: 42					
<b>PITCHER</b>	IP	WLS	BF	H	R	ER	SO	BB	IBB	HBP	BLK	WP	HR	S	P	ERA	WHIP										
<b>Ray Burris, R</b> ERA: 4.22 (1, 1)	4.1	L	23	9	5	5	1	2	0	0	0	0	1	23	31	10.38	2.538										
<b>Paul Reuschel, R</b> ERA: 10.8 (5, 1)	0.2		3	0	0	0	1	1	0	0	0	0	0	4	8	0.00	1.500										
<b>Milt Wilcox, R</b> ERA: 5.81 (6, 1)	3.0		13	3	1	1	2	1	0	0	0	0	0	16	20	3.00	1.333										
<b>Tom Detmore, R</b> ERA: 3.63 (9, 1)	1.0		3	1	0	0	1	0	0	0	0	0	0	5	5	0.00	1.000										

**Montreal Expos @ Chicago Cubs**  
Wrigley Field, Chicago, IL  
Wed Jul 30 1975, 3:33 AM CDT  
Att: 11,117 - Sunny - 85 F


AB	37
R	6
H	13
RBI	5
BB	4
SO	5
LOB	15



Batter	1	2	3	4	5	6	7	8	9	AB	R	H	RBI	BB	SO	LOB	BOTTOM										
<b>Don Kessinger, S</b> OBP: 0.317, SLG: 0.321 (1, 6)	0-0 1-3		0-0 6-3		0-0 4-3			0-0 1B 1B		4	0	1	0	0	0	2											
<b>Rick Monday, L</b> OBP: 0.395, SLG: 0.474 (1, 8)	0-0 5-3 BB			0-0 HR		0-0 F8		0-0 F8		3	1	1	1	1	0	1											
<b>Bill Madlock, R</b> OBP: 0.395, SLG: 0.488 (1, 5)	0-0 5-3			0-0 6-3		0-0 L7		0-0 1B 1B		4	0	1	0	0	0	1											
<b>Jose Cardenal, R</b> OBP: 0.378, SLG: 0.393 (1, 7)	0-0 6-3			0-0 L5		0-0 1B		0-0 1-2 2-3 1B		4	0	2	0	0	0	1											
<b>Jerry Morales, R</b> OBP: 0.335, SLG: 0.380 (1, 9)		0-0 F8		0-0 6-3		0-0 5-3		0-0 F9		4	0	0	0	0	0	4											
<b>Ralph LaCock, L</b> OBP: 0.332, SLG: 0.344 (1, 3)		0-0 G3			0-0 G6-4-3 BB		0-0 4-3		0-0 F9	3	0	0	0	1	0	0											
<b>Tim Hosley, R</b> OBP: 0.388, SLG: 0.450 (1, 2)		0-0 5-3			0-0 G6-4-3		0-0 P6		0-0 P6	4	0	0	0	0	0	1											
<b>Manny Trillo, R</b> OBP: 0.300, SLG: 0.321 (1, 4)			0-0 4-3		0-0 1B 1B		0-3 K		0-0 1B	4	0	2	0	0	1	0											
<b>Ray Burris, R</b> OBP: 0.246, SLG: 0.173 (5, 1)			0-3 K			0-0 1-2 1B		0-0 F8		1	0	0	0	0	1	0											
<b>Paul Reuschel, R</b> OBP: 0.198, SLG: 0.333 (5, PH)								0-0 G3		0	0	0	0	0	0	0											
<b>Gene Hiser, R</b> OBP: 0.198, SLG: 0.290 (5, PH)								0-0 F8		0	0	0	0	0	0	0											
<b>Milt Wilcox, R</b> OBP: 0.303, SLG: 0.333 (5, PH)								0-0 G3		0	0	0	0	0	0	0											
<b>Vic Harris, S</b> OBP: 0.198, SLG: 0.278 (5, PH)								0-0 F8		0	0	0	0	0	0	0											
<b>Tom Detmore, R</b> OBP: 0.303, SLG: 0.333 (5, PH)								0-0 G3		0	0	0	0	0	0	0											
<b>Chang Summers, L</b> OBP: 0.133, SLG: 0.227 (5, PH)								0-0 F8		0	0	0	0	0	0	1											
<b>Inning Stats</b>	R: 0 E: 0 K: 0 S: 3	H: 0 LOB: 1 BB: 1 P: 7	R: 0 E: 0 K: 0 S: 3	H: 0 LOB: 0 BB: 0 P: 3	R: 0 E: 0 K: 1 S: 5	H: 0 LOB: 0 BB: 0 P: 5	R: 1 E: 0 K: 0 S: 4	H: 1 LOB: 0 BB: 0 P: 4	R: 0 E: 0 K: 0 S: 4	H: 2 LOB: 2 BB: 1 P: 8	R: 0 E: 0 K: 0 S: 4	H: 1 LOB: 1 BB: 0 P: 4	R: 0 E: 0 K: 1 S: 5	H: 0 LOB: 0 BB: 0 P: 5	R: 0 E: 0 K: 0 S: 6	H: 3 LOB: 3 BB: 0 P: 6	R: 0 E: 0 K: 0 S: 4	H: 1 LOB: 1 BB: 0 P: 4	1B: 7 2B: 0 3B: 0 HR: 1	SF: 0 SAC: 0 DP: 1 HBP: 0	WP: 0 PB: 0 SB: 0 CS: 0	PA: 36					
<b>PITCHER</b>	IP	WLS	BF	H	R	ER	SO	BB	IBB	HBP	BLK	WP	HR	S	P	ERA	WHIP										
<b>Steve Rogers, R</b> ERA: 2.53 (1, 1)	9.0	W	36	8	1	1	2	2	0	0	0	0	1	38	46	1.00	1.111										

**Montreal Expos @ Chicago Cubs**  
Wrigley Field, Chicago, IL  
Wed Jul 30 1975, 3:33 AM CDT  
Att: 11,117 - Sunny - 85 F

AB	34
R	1
H	8
RBI	1
BB	2
SO	2
LOB	11





Batter	1	2	3	4	5	6	7	8	9	AB R H RBI BB SO LOB	TOP											
Dave Cash, R OBP: 0.377, SLG: 0.410 (1, 4)	1-1 F3		2-2 E 1B		1-1 5-3		0-1 2B 1B 1B		1-1 6-3	5 1 2 0 0 0 0	<b>Philadelphia Phillies @ Montreal Expos</b> Jarry Park, Montreal, QB Thu Jul 31 1975, 7:05 PM EDT Att: 13,510 - Unknown											
Larry Bowa, S OBP: 0.356, SLG: 0.426 (1, 6)	1-3 K		1-1 F8		0-0 HR		0-2 1B 2B			4 1 2 2 0 1 1												
Garry Maddox, R OBP: 0.350, SLG: 0.404 (1, 8)	1-0 F4		0-0 F4		2-0 F4		0-0 G5-4-3 1B			4 0 1 1 0 0 1												
Greg Luzinski, R OBP: 0.399, SLG: 0.579 (1, 7)		4-2 BB BB		3-1 2B 1B		2-1 F9			G5-4-3 1-2	3 1 1 0 1 0 2												
Dick Allen, R OBP: 0.324, SLG: 0.333 (1, 3)		3-1 F9		2-2 6-3 1-H 2B		1-1 5-3		2-2 G3		4 0 1 1 0 0 1												
Ollie Brown, R OBP: 0.404, SLG: 0.596 (1, 9)		1-3 K		1-1 6-3		3-2 1B		2-2 4-3		3 0 1 0 0 1 2												
Jay Johnstone, L OBP: 0.422, SLG: 0.486 (7, 9)				2-3 2B		1-1 F8		1-2 5-3		1 0 0 0 0 0 0												
Mike Schmidt, R OBP: 0.350, SLG: 0.453 (1, 5)		4-2 BB		1-2 2-3		1-1 F8		1-2 5-3		3 0 0 0 1 0 2												
Bob Boone, R OBP: 0.320, SLG: 0.319 (1, 2)		1-3 K		2-2 F7			0-0 6-3		0-3 K	3 0 0 0 0 1 3												
Johnny Oates, L OBP: 0.362, SLG: 0.347 (9, PH)										1 0 0 0 0 1 0												
Ron Schueler, R OBP: 0.182, SLG: 0.182 (5, 1)										2 0 0 0 0 0 0												
Joe Hoerner, R OBP: 0.142, SLG: 0.143 (7, PH)										0 0 0 0 0 0 0												
Gene Garber, R OBP: 0.142, SLG: 0.143 (7, PH)										1 1 1 0 0 0 0												
Tony Taylor, R OBP: 0.095, SLG: 0.095 (7, 1)										0 0 0 0 0 0 0												
Wayne Twitchell, R OBP: 0.095, SLG: 0.095 (7, 1)										0 0 0 0 0 0 0												
Tim McCarver, L OBP: 0.448, SLG: 0.512 (9, PH)										1 0 0 0 0 0 0												
<b>Inning Stats</b>	R: 0 E: 0 K: 1 S: 6	H: 0 LOB: 0 BB: 0 P: 9	R: 0 E: 0 K: 2 S: 13	H: 0 LOB: 2 BB: 2 P: 26	R: 0 E: 1 K: 0 S: 9	H: 1 LOB: 1 BB: 0 P: 12	R: 1 E: 0 K: 0 S: 14	H: 2 LOB: 1 BB: 0 P: 23	R: 1 E: 0 K: 0 S: 5	H: 1 LOB: 1 BB: 0 P: 8	R: 0 E: 0 K: 0 S: 9	H: 1 LOB: 1 BB: 0 P: 16	R: 2 E: 0 K: 0 S: 13	H: 4 LOB: 1 BB: 0 P: 14	R: 0 E: 0 K: 0 S: 9	H: 0 LOB: 0 BB: 0 P: 14	R: 0 E: 0 K: 1 S: 8	H: 0 LOB: 0 BB: 0 P: 9	1B: 6 2B: 2 3B: 0 HR: 1	SF: 0 SAC: 0 DP: 1 HBP: 0	WP: 0 PB: 0 SB: 0 CS: 0	PA: 37
<b>PITCHER</b>	IP WLS BF H R ER SO BB IBB HBP BLK WP HR S P ERA WHIP											IP WLS BF H R ER SO BB IBB HBP BLK WP HR S P ERA WHIP										
Dan Warthen, L ERA: 3.18 (1, 1)	6.0 W 25 5 2 2 3 2 0 0 0 0 0 1 56 94 3.00 1.167																					
Dale Murray, R ERA: 3.95 (7, 1)	3.0 S 12 4 2 2 1 0 0 0 0 0 0 0 30 37 6.00 1.333																					

AB	35
R	4
H	9
RBI	4
BB	2
SO	4
LOB	12



Batter	1	2	3	4	5	6	7	8	9	AB R H RBI BB SO LOB	BOTTOM									
Pepe Manguat, R OBP: 0.322, SLG: 0.350 (1, 8)	1-1 SH1-3 BB 1B		0-3 K		1-1 SH 2B		2-1 1-3			3 2 1 0 0 1 0	<b>Philadelphia Phillies @ Montreal Expos</b> Jarry Park, Montreal, QB Thu Jul 31 1975, 7:05 PM EDT Att: 13,510 - Unknown									
Jim Dwyer, L OBP: 0.340, SLG: 0.404 (1, 7)	4-2 1B SH1-3 BB		1-0 2-3 1B		1-0 SF8		1-0 IHR			2 2 2 2 1 0 0										
Gary Carter, R OBP: 0.367, SLG: 0.453 (1, 2)	0-0 SH1-3		1-1 2-3		3-1 2-2 1-H 2B		0-2 F8			3 1 1 1 0 0 1										
Mike Jorgensen, L OBP: 0.353, SLG: 0.392 (1, 3)	4-0 1B 1B IBB		4-2 BB		0-0 1B 2B		1-0 L9			2 1 1 1 2 0 0										
Larry Bittner, L OBP: 0.387, SLG: 0.406 (5, PH)	1-2 1B		2-2 G3		4-2 G5-3 1B BB		4-0 S BB			2 0 1 1 0 0 2										
Bob Bailey, R OBP: 0.391, SLG: 0.349 (5, PH)										0 0 0 0 1 0 0										
Tony Scott, S OBP: 0.263, SLG: 0.248 (6, 9)	1-2 1B 1B									0 0 0 0 1 0 0										
Larry Parrish, R OBP: 0.313, SLG: 0.413 (1, 5)	2-2 1-H 2-H 3-H 1B				0-0 6-3		1-2 2-3 1B			4 0 2 2 0 1 1										
Pete Mackanin, R OBP: 0.315, SLG: 0.397 (1, 4)		0-0 E6 CS		0-0 F7		0-1 G5-3		0-1 4-3		4 0 0 0 0 0 3										
Tim Foli, R OBP: 0.290, SLG: 0.283 (1, 6)		1-3 K		0-2 5-3		0-0 5-3		0-1 5-3		4 0 0 0 0 1 1										
Dan Warthen, S OBP: 0.158, SLG: 0.111 (1, 1)		1-3 K			4-1 SH SF8 BB		1-1 5-3		0-3 K	1 1 0 0 1 1 0										
Jose Morales, R OBP: 0.379, SLG: 0.431 (6, PH)										1 0 0 0 0 0 0										
Dale Murray, R OBP: 0.425, SLG: 0.200 (7, 1)										1 0 0 0 0 1 0										
<b>Inning Stats</b>	R: 3 E: 0 K: 0 S: 11	H: 3 LOB: 2 BB: 2 P: 23	R: 0 E: 1 K: 2 S: 7	H: 0 LOB: 0 BB: 0 P: 9	R: 0 E: 0 K: 1 S: 11	H: 1 LOB: 2 BB: 1 P: 19	R: 0 E: 0 K: 0 S: 6	H: 0 LOB: 0 BB: 0 P: 6	R: 3 E: 1 K: 0 S: 19	H: 3 LOB: 2 BB: 2 P: 33	R: 0 E: 0 K: 0 S: 5	H: 0 LOB: 0 BB: 0 P: 8	R: 1 E: 0 K: 1 S: 9	H: 1 LOB: 1 BB: 1 P: 15	R: 0 E: 0 K: 1 S: 8	H: 0 LOB: 0 BB: 0 P: 8	1B: 5 2B: 2 3B: 0 HR: 1	SF: 1 SAC: 2 DP: 1 HBP: 0	WP: 0 PB: 0 SB: 1 CS: 1	PA: 36
<b>PITCHER</b>	IP WLS BF H R ER SO BB IBB HBP BLK WP HR S P ERA WHIP											IP WLS BF H R ER SO BB IBB HBP BLK WP HR S P ERA WHIP								
Ron Schueler, R ERA: 5.91 (1, 1)	4.1 L 21 1 0 0 0 1 0 0 0 0 0 0 4 8																			
Joe Hoerner, L ERA: 2.41 (5, 1)	0.0 2 1 0 0 0 0 0 0 0 0 0 0 4 8																			
Gene Garber, R ERA: 3.76 (5, 1)	1.2 5 1 0 0 0 0 0 0 0 0 0 0 10 15											0.00 0.600								
Wayne Twitchell, R ERA: 4.82 (7, 1)	2.0 8 1 1 1 2 1 0 0 0 0 0 0 17 23											4.50 1.000								

AB	27
R	7
H	8
RBI	7
BB	6
SO	5
LOB	8





Batter	1	2	3	4	5	6	7	8	9	10	AB	R	H	RBI	BB	SO	LOB	TOP								
Dave Cash, R OBP: 0.375, SLG: 0.406 (1, 4)	F3		E4 FC2-5 1B	K				6-3		5-3	5	1	0	0	1	1	4	Philadelphia Phillies @ Montreal Expos Jarry Park, Montreal, QB Fri Aug 01 1975, 7:05 PM EDT Unknown								
Larry Bowa, S OBP: 0.353, SLG: 0.422 (1, 6)	1-3		FC2-5 1B		F9	G3		L5		1B	6	0	1	1	0	0	5									
Garry Maddox, R OBP: 0.350, SLG: 0.399 (1, 8)	F2		1B		FC4-6 BB		L7	1-3		F9	5	0	1	1	1	0	1									
Greg Luzinski, R OBP: 0.394, SLG: 0.572 (1, 7)			K	K		F8		K		6-3	5	0	0	0	0	3	2									
Dick Allen, R OBP: 0.329, SLG: 0.340 (1, 3)					FC4-6 1B		WP BB			4-3	4	2	2	0	1	0	1									
Jay Johnstone, L OBP: 0.418, SLG: 0.480 (1, 9)		G3			6-3			G3		F7	5	0	1	0	0	0	3									
Mike Schmidt, R OBP: 0.353, SLG: 0.452 (1, 5)			FC3-6 1B		K			K			3	2	1	1	2	2	2									
Johnny Oates, L OBP: 0.389, SLG: 0.351 (1, 2)		FC3-6			E 1B			K		E3 SH1-4 1B	4	2	2	1	1	1	2									
Larry Christenson, R OBP: 0.250, SLG: 0.438 (8, PH)					E5					SH1-4	3	0	3	0	0	0	0									
Tim McCaver, L OBP: 0.448, SLG: 0.512 (8, PH)											0	0	0	0	0	0	0									
Tony Taylor, R OBP: 0.338, SLG: 0.394 (8, PH)											1	1	1	3	0	0	0									
Tom Hilgendorf, S OBP: 0.200, SLG: 0.200 (8, 1)											0	0	0	0	0	0	0									
Gene Garber, R OBP: 0.143, SLG: 0.143 (8, 1)											0	0	0	0	0	0	0									
<b>Inning Stats</b>	R: 0 E: 0 K: 0 S: 7	H: 0 LOB: 0 BB: 0 P: 10	R: 1 E: 0 K: 1 S: 10	H: 2 LOB: 1 BB: 0 P: 14	R: 1 E: 1 K: 1 S: 12	H: 2 LOB: 1 BB: 0 P: 15	R: 1 E: 1 K: 2 S: 14	H: 3 LOB: 2 BB: 1 P: 19	R: 0 E: 0 K: 0 S: 12	H: 2 LOB: 3 BB: 1 P: 20	R: 0 E: 0 K: 1 S: 9	H: 0 LOB: 1 BB: 1 P: 18	R: 3 E: 0 K: 0 S: 10	H: 1 LOB: 0 BB: 2 P: 20	R: 0 E: 0 K: 0 S: 5	H: 0 LOB: 0 BB: 0 P: 7	R: 2 E: 1 K: 0 S: 15	H: 2 LOB: 1 BB: 1 P: 21	1B: 10 2B: 1 3B: 0 HR: 1	SF: 0 SAC: 1 DP: 0 HBP: 0	WP: 1 PB: 0 SB: 2 CS: 0	PA: 48				
<b>PITCHER</b>	IP 7.0	WLS 33	H 9	R 3	ER 2	SO 7	BB 3	IBB 0	HBP 0	BLK 0	WP 0	HR 0	S 73	P 110	ERA 2.57	WHIP 1.714										
Dennis Blair, R ERA: 3.41 (1, 1)	0.0	2	0	2	2	0	2	0	0	0	0	0	4	12	∞	∞										
Donald DeMola, R ERA: 4.09 (8, 1)	0.0	1	1	1	1	0	0	0	0	0	0	1	1	1	∞	∞										
Fred Scherman, L ERA: 4.08 (8, 1)	3.0	L	12	2	2	1	0	1	0	0	0	0	25	35	3.00	1.000										

Batter	1	2	3	4	5	6	7	8	9	10	AB	R	H	RBI	BB	SO	LOB	BOTTOM								
Tony Scott, S OBP: 0.261, SLG: 0.241 (1, 8) (9, 7)	1-3				5-3			FC6-4		K	4	1	0	0	1	1	2	Philadelphia Phillies @ Montreal Expos Jarry Park, Montreal, QB Fri Aug 01 1975, 7:05 PM EDT Unknown								
Jim Dwyer, L OBP: 0.357, SLG: 0.420 (1, 7)	F9									F7	3	1	2	0	0	0	0									
Pepe Marouli, R OBP: 0.323, SLG: 0.356 (8, PH) (9, 8)					HR 1B			G6-4-3 1B		E 3B	2	1	1	0	0	0	0									
Mike Jorgensen, L OBP: 0.350, SLG: 0.388 (1, 3)	2-3				K			L6		K	3	0	0	0	0	1	3									
Jose Morales, R OBP: 0.382, SLG: 0.433 (8, PH) (9, 3)										1B	2	0	1	0	0	1	1									
Larry Blittner, L OBP: 0.388, SLG: 0.406 (1, 9)										1B	5	1	2	1	0	1	2									
Larry Parrish, R OBP: 0.314, SLG: 0.426 (1, 5)										1B	5	2	2	3	0	0	2									
Pete Mackanin, R OBP: 0.310, SLG: 0.391 (1, 4)										G1	4	0	0	0	0	1	2									
Tim Foli, R OBP: 0.288, SLG: 0.280 (1, 6)											4	0	0	0	0	0	1									
Barry Foote, R OBP: 0.230, SLG: 0.281 (1, 2)											3	0	0	0	1	0	0									
Dennis Blair, R OBP: 0.225, SLG: 0.184 (1, 1)											2	0	0	0	0	2	0									
Bob Bailey, R OBP: 0.394, SLG: 0.354 (7, PH)											1	0	1	1	0	0	0									
Donald DeMola, R (8, 1)											0	0	0	0	0	0	0									
Fred Scherman, L OBP: 0.143, SLG: 0.154 (8, 1)											0	0	0	0	0	0	0									
Dale Murray, R OBP: 0.375, SLG: 0.167 (8, 1)											1	0	0	0	0	0	0									
<b>Inning Stats</b>	R: 0 E: 0 K: 0 S: 8	H: 0 LOB: 0 BB: 0 P: 10	R: 0 E: 0 K: 2 S: 7	H: 0 LOB: 0 BB: 0 P: 11	R: 0 E: 0 K: 1 S: 5	H: 0 LOB: 0 BB: 0 P: 8	R: 4 E: 0 K: 1 S: 16	H: 3 LOB: 0 BB: 1 P: 27	R: 0 E: 0 K: 0 S: 8	H: 1 LOB: 0 BB: 0 P: 11	R: 0 E: 0 K: 0 S: 5	H: 1 LOB: 2 BB: 1 P: 11	R: 1 E: 0 K: 1 S: 13	H: 1 LOB: 1 BB: 0 P: 18	R: 0 E: 0 K: 0 S: 5	H: 0 LOB: 0 BB: 0 P: 6	R: 0 E: 0 K: 1 S: 10	H: 2 LOB: 2 BB: 0 P: 15	1B: 6 2B: 1 3B: 1 HR: 1	SF: 0 SAC: 0 DP: 1 HBP: 0	WP: 0 PB: 0 SB: 0 CS: 0	PA: 41				
<b>PITCHER</b>	IP 7.0	WLS 28	H 6	R 5	ER 5	SO 5	BB 2	IBB 0	HBP 0	BLK 0	WP 0	HR 1	S 56	P 87	ERA 6.43	WHIP 1.143										
Larry Christenson, R ERA: 3.48 (1, 1)	0.0	1	1	1	0	0	0	0	0	0	0	0	4	6	∞	∞										
Tom Hilgendorf, L ERA: 1.89 (8, 1)	3.0	W	12	2	0	0	2	0	0	0	0	0	24	33	0.00	0.667										





Batter	1	2	3	4	5	6	7	8	9	AB	R	H	RBI	BB	SO	LOB	TOP				
<b>Dave Cash, R</b> OBP: 0.373, SLG: 0.406 (1, 4)	L4		1-3	PO	5-3		SH3-4 2B		5-3	5	0	1	0	0	0	0	<b>Philadelphia Phillies @ Montreal Expos</b> Jarry Park, Montreal, QB Fri Aug 01 1975, 7:05 PM EDT Att: 17,820 - Unknown				
<b>Larry Bowa, S</b> OBP: 0.351, SLG: 0.420 (1, 6)	F8		F8				SH3-4 2-3 1B		1-3	4	0	1	0	0	0	0					
<b>Garry Maddox, R</b> OBP: 0.351, SLG: 0.397 (1, 8)				2B BB	FC5-4 1-2 1B		K		4-3	4	1	1	0	1	1	2					
<b>Greg Luzinski, R</b> OBP: 0.393, SLG: 0.571 (1, 7)	K			2B 2B	FC5-4 1-2		F8			4	1	1	0	0	1	3					
<b>Dick Allen, R</b> OBP: 0.324, SLG: 0.335 (1, 3)				K			6-3		F9	4	0	0	0	0	1	2					
<b>Jay Johnstone, L</b> OBP: 0.419, SLG: 0.480 (1, 9)	F6			K			BB 1B		1B 1B	4	0	2	0	0	1	2					
<b>Mike Schmidt, R</b> OBP: 0.358, SLG: 0.467 (1, 5)				HR 2B	2H 3H 4-0		BB 1B		1B 1B	3	2	3	3	1	0	0					
<b>Bob Boone, R</b> OBP: 0.320, SLG: 0.316 (8, PH)							1-3 K		F6	2	0	0	0	1	1	2					
<b>Tim McCarver, L</b> OBP: 0.440, SLG: 0.500 (8, 2)	G3			PO 1B IBB			K		F8	1	0	0	0	0	0	2					
<b>Jim Lonborg, R</b> OBP: 0.145, SLG: 0.023 (2, 1)							F7		F8	0	0	0	0	0	0	0					
<b>Inning Stats</b>	R: 0 E: 0 K: 1 S: 15	H: 1 LOB: 1 BB: 0 P: 20	R: 1 E: 0 K: 0 S: 6	H: 1 LOB: 0 BB: 0 P: 11	R: 0 E: 0 K: 0 S: 5	H: 0 LOB: 0 BB: 0 P: 7	R: 3 E: 0 K: 2 S: 14	H: 3 LOB: 1 BB: 2 P: 29	R: 0 E: 0 K: 1 S: 7	H: 1 LOB: 2 BB: 0 P: 16	R: 0 E: 0 K: 1 S: 10	H: 1 LOB: 1 BB: 0 P: 13	R: 0 E: 0 K: 0 S: 12	H: 2 LOB: 2 BB: 0 P: 18	R: 0 E: 0 K: 0 S: 6	H: 0 LOB: 0 BB: 0 P: 7	1B: 6 2B: 3 3B: 0 HR: 1	SF: 0 SAC: 1 DP: 0 HBP: 0	WP: 0 PB: 0 SB: 0 CS: 0	PA: 40	
<b>PITCHER</b>	IP	WLS	BF	H	R	ER	SO	BB	IBB	HBP	BLK	WP	HR	S	P	ERA	WHIP				
<b>Don Carrithers, R</b> ERA: 3.75 (1, 1)	4.0		18	5	4	4	3	1	1	0	0	0	1	40	67	9.00	1.500				
<b>Fred Scherman, L</b> ERA: 3.9 (5, 1)	3.0	W	13	3	0	0	2	1	0	0	0	0	0	24	39	0.00	1.333				
<b>Dale Murray, R</b> ERA: 3.7 (8, 1)	2.0	S	8	2	0	0	0	0	0	0	0	0	0	18	25	0.00	1.000				

Batter	1	2	3	4	5	6	7	8	9	AB	R	H	RBI	BB	SO	LOB	BOTTOM					
<b>Pepe Manguat, R</b> OBP: 0.322, SLG: 0.353 (1, 8)	HR HBP	F4		1-3		K				3	1	0	0	0	1	0	<b>Philadelphia Phillies @ Montreal Expos</b> Jarry Park, Montreal, QB Fri Aug 01 1975, 7:05 PM EDT Att: 17,820 - Unknown					
<b>Jim Dwyer, L</b> OBP: 0.367, SLG: 0.481 (1, 7)	HR 1H	BB 1B		K			F9			4	1	2	2	0	1	0						
<b>Gary Carter, R</b> OBP: 0.374, SLG: 0.465 (1, 2) (8, 9)	E5 HR 1B					HR	WP 1B BB			2	3	2	1	2	0	0						
<b>Mike Jorgensen, L</b> OBP: 0.351, SLG: 0.397 (1, 3)	HR	F9				SH1-4 BB	K			3	1	1	2	1	1	3						
<b>Larry Bittner, L</b> OBP: 0.387, SLG: 0.405 (1, 9)	F8			4-3		SH1-4				3	0	1	1	0	0	0						
<b>Dale Murray, R</b> OBP: 0.375, SLG: 0.167 (8, 1)						1-2	S 1B			0	0	0	0	0	0	0						
<b>Larry Parrish, R</b> OBP: 0.317, SLG: 0.429 (1, 5)				FC2-4 BB		6-3		5-3		3	0	1	0	1	0	2						
<b>Pete Mackanin, R</b> OBP: 0.305, SLG: 0.384 (1, 4)	F8			FC2-4 1-2		F8				4	0	0	0	0	1	3						
<b>Tim Foli, R</b> OBP: 0.285, SLG: 0.277 (1, 6)	5-3			F7		4-3		5-3		4	0	0	0	0	2							
<b>Don Carrithers, R</b> (1, 1)						4-3		F8		1	0	0	0	0	0	0						
<b>Bob Bailey, R</b> OBP: 0.352, SLG: 0.351 (4, PH)				1-3		4-3				1	0	0	0	0	0	0						
<b>Fred Scherman, L</b> OBP: 0.133, SLG: 0.143 (5, 1)										1	0	0	0	0	0	0						
<b>Barry Foote, R</b> OBP: 0.229, SLG: 0.280 (8, 2)										1	0	0	0	0	0	0						
<b>Inning Stats</b>	R: 4 E: 1 K: 0 S: 12	H: 4 LOB: 1 BB: 0 P: 17	R: 0 E: 0 K: 0 S: 13	H: 1 LOB: 2 BB: 1 P: 19	R: 0 E: 0 K: 0 S: 6	H: 0 LOB: 1 BB: 1 P: 15	R: 0 E: 0 K: 1 S: 9	H: 0 LOB: 0 BB: 0 P: 14	R: 1 E: 0 K: 0 S: 9	H: 1 LOB: 1 BB: 1 P: 14	R: 0 E: 0 K: 1 S: 5	H: 0 LOB: 0 BB: 0 P: 7	R: 1 E: 0 K: 1 S: 12	H: 1 LOB: 1 BB: 1 P: 21	R: 0 E: 0 K: 1 S: 6	H: 0 LOB: 0 BB: 0 P: 6	1B: 3 2B: 1 3B: 0 HR: 3	SF: 0 SAC: 1 DP: 0 HBP: 1	WP: 1 PB: 0 SB: 1 CS: 0	PA: 36		
<b>PITCHER</b>	IP	WLS	BF	H	R	ER	SO	BB	IBB	HBP	BLK	WP	HR	S	P	ERA	WHIP					
<b>Jim Lonborg, R</b> ERA: 3.83 (1, 1)	1.2		12	5	4	4	0	1	0	0	0	0	1	25	44	2.70	0.900					
<b>Tom Higendorf, L</b> ERA: 1.94 (2, 1)	3.1	L	13	1	1	1	1	2	0	0	0	0	0	1	25	44	2.70	0.900				
<b>Ron Schueler, R</b> ERA: 5.86 (6, 1)	2.0		8	1	1	1	2	1	0	0	0	1	0	17	28	4.50	1.000					
<b>Gene Garber, R</b> ERA: 3.56 (8, 1)	1.0		3	0	0	0	1	0	0	0	0	0	0	6	6	0.00	0.000					

AB	35
R	4
H	10
RBI	4
BB	3
SO	5
LOB	17





Batter	1	2	3	4	5	6	7	8	9	AB	R	H	RBI	BB	SO	LOB	TOP								
Dave Cash, R OBP: 0.369, SLG: 0.401 (1,4)	1-1 E5		0-0 F8		0-1 F8		0-0 F8		1-0 6-3	5	0	0	0	0	0	1	<b>Philadelphia Phillies @ Montreal Expos</b> Jarry Park, Montreal, QB Sat Aug 02 1975, 7:05 PM EDT Att: 16,101 - Unknown								
Larry Bowa, S OBP: 0.349, SLG: 0.417 (1,6)	0-0 1-3		2-1 F8		2-1 F4		0-1 F4		0-0 E3	5	0	1	0	0	0	2									
Garry Maddox, R OBP: 0.348, SLG: 0.390 (1,8)	0-0 F6			4-2 HR	2-2 F2		0-0 F8		0-0 6-3	4	1	0	0	1	0	2									
Greg Luzinski, R OBP: 0.395, SLG: 0.583 (1,7)	1-0 6-3			2-0 HR		1-2 3B		4-2 G4-6-3	2-2 G3	4	1	2	2	1	0	2									
Dick Allen, R OBP: 0.323, SLG: 0.331 (1,3)		3-1 F8		2-3 K		4-2 S		1-2 G4-6-3		3	0	0	0	1	1	1									
Tom Hutton, L OBP: 0.299, SLG: 0.277 (8,3)								1-2 BB		0	0	0	0	0	0	0									
Jay Johnstone, L OBP: 0.417, SLG: 0.481 (1,9)		0-1 F8		3-2 4-3		1-2 G3		1-0 E		4	1	1	0	0	0	2									
Mike Anderson, R OBP: 0.318, SLG: 0.394 (8,9)						1-2 F4		4-2 E		2	0	0	0	2	1	2									
Mike Schmidt, R OBP: 0.360, SLG: 0.465 (1,5)		2-3 K		4-2 S		1-2 F4		4-2 E		2	0	0	0	2	1	2									
Johnny Oates, L OBP: 0.372, SLG: 0.347 (1,2)			1-2 3-1		4-0 IBB		4-0 IBB	2-0 E5		2	0	0	0	2	0	1									
Tom Underwood, R OBP: 0.145, SLG: 0.132 (1,1)			4-1 BB		1-3 K		0-3 K	0-3 K		3	0	0	0	1	3	7									
<b>Inning Stats</b>	R: 0 E: 1 K: 0 S: 5	H: 0 LOB: 1 BB: 0 P: 7	R: 0 E: 0 K: 1 S: 7	H: 0 LOB: 0 BB: 12 P: 12	R: 0 E: 0 K: 0 S: 7	H: 0 LOB: 1 BB: 1 P: 14	R: 2 E: 0 K: 2 S: 15	H: 1 LOB: 2 BB: 3 P: 35	R: 0 E: 0 K: 0 S: 7	H: 0 LOB: 0 BB: 0 P: 11	R: 0 E: 0 K: 1 S: 17	H: 1 LOB: 3 BB: 2 P: 28	R: 0 E: 0 K: 0 S: 4	H: 0 LOB: 0 BB: 0 P: 4	R: 1 E: 1 K: 1 S: 13	H: 1 LOB: 2 BB: 0 P: 25	R: 0 E: 1 K: 0 S: 8	H: 1 LOB: 1 BB: 0 P: 11	1B: 1 2B: 1 3B: 1 HR: 1	SF: 0 SAC: 0 DP: 1 HBP: 0	WP: 0 PB: 0 SB: 2 CS: 0	PA: 40			
<b>PITCHER</b>	IP WLS BF H R ER SO BB IBB HBP BLK WP HR S P ERA WHIP	7.2 34 3 3 2 4 6 2 0 0 0 1 71 130 2.35 1.174	0.1 2 0 0 0 1 0 0 0 0 0 0 4 6 0.00 0.000	1.0 W 4 1 0 0 0 0 0 0 0 0 8 11 0.00 1.000																					

Batter	1	2	3	4	5	6	7	8	9	AB	R	H	RBI	BB	SO	LOB	BOTTOM								
Pepe Manguat, R OBP: 0.321, SLG: 0.350 (1,8)	1-0 F8	3-1 FC5-4		4-2 BB			2-0 F8			3	0	0	0	1	0	2	<b>Philadelphia Phillies @ Montreal Expos</b> Jarry Park, Montreal, QB Sat Aug 02 1975, 7:05 PM EDT Att: 16,101 - Unknown								
Pete Mackanin, R OBP: 0.301, SLG: 0.378 (1,4)	0-1 F3	0-0 FC6-4		2-2 F6			0-0 F8			4	0	0	0	0	0	3									
Gary Carter, R OBP: 0.375, SLG: 0.464 (1,9)	4-2 E		1-2 5-3		2-1 G6-4-3			1-1 F8		3	0	1	0	1	0	0									
Jose Morales, R OBP: 0.389, SLG: 0.438 (1,3)	0-0 E7		0-0 2B		0-0 G6-4-3			1-1 F7		4	1	2	0	0	0	1									
Bob Bailey, R OBP: 0.395, SLG: 0.358 (1,7)	4-0 1B		3-1 2B		1-3 K			1-0 5-3		3	0	1	1	1	1	0									
Dale Murray, R OBP: 0.375, SLG: 0.167 (9,1)			WP							0	0	0	0	0	0	0									
Larry Parrish, R OBP: 0.313, SLG: 0.423 (1,5)	3-3 K		2-2 6-3			0-0 6-3			1-0 6-3	4	0	0	0	0	1	4									
Tim Foli, R OBP: 0.284, SLG: 0.277 (1,6)		1-1 6-3		0-0 F8			0-0 F7		0-0 1B	4	1	1	0	0	0	1									
Barry Foote, R OBP: 0.233, SLG: 0.283 (1,2)		1-1 FC5-4		0-0 F9			2-2 5-3		0-0 1B	4	0	2	0	0	0	0									
Pepe Frias, R OBP: 0.208, SLG: 0.190 (9, PR)									1-2 HR	0	1	0	0	0	0	0									
Steve Renko, R OBP: 0.361, SLG: 0.424 (1,1)		4-2 FC5-4		1-2 5-3			1-1 F4		0-0 HR	2	0	0	0	1	0	0									
Fred Scherman, L OBP: 0.133, SLG: 0.143 (8,1)										0	0	0	0	0	0	0									
Tony Scott, S OBP: 0.261, SLG: 0.241 (9,7)										0	0	0	0	0	0	0									
Nate Colbert, R OBP: 0.225, SLG: 0.280 (9, PH)		1-2 BB							1-1 HR	1	1	1	3	0	0	0									
<b>Inning Stats</b>	R: 0 E: 1 K: 1 S: 10	H: 1 LOB: 2 BB: 1 P: 22	R: 0 E: 0 K: 0 S: 9	H: 1 LOB: 1 BB: 1 P: 18	R: 1 E: 0 K: 0 S: 12	H: 2 LOB: 0 BB: 0 P: 18	R: 0 E: 0 K: 0 S: 11	H: 0 LOB: 1 BB: 1 P: 18	R: 0 E: 0 K: 1 S: 6	H: 0 LOB: 0 BB: 0 P: 9	R: 0 E: 0 K: 0 S: 5	H: 0 LOB: 0 BB: 0 P: 7	R: 0 E: 0 K: 0 S: 4	H: 0 LOB: 0 BB: 0 P: 7	R: 0 E: 0 K: 0 S: 5	H: 0 LOB: 0 BB: 0 P: 8	R: 3 E: 0 K: 0 S: 4	H: 3 LOB: 1 BB: 0 P: 5	1B: 6 2B: 1 3B: 0 HR: 1	SF: 0 SAC: 0 DP: 1 HBP: 0	WP: 1 PB: 0 SB: 0 CS: 0	PA: 36			
<b>PITCHER</b>	IP WLS BF H R ER SO BB IBB HBP BLK WP HR S P ERA WHIP	8.1 L 36 8 4 4 2 3 1 0 0 1 1 66 112 4.32 1.320																							

AB	32
R	3
H	4
RBI	2
BB	8
SO	5
LOB	20



AB	32
R	4
H	8
RBI	4
BB	4
SO	2
LOB	11











Batter	1	2	3	4	5	6	7	8	9	AB	R	H	RBI	BB	SO	LOB	TOP			
<b>Pepe Mangual, R</b> OBP: 0.322, SLG: 0.348 (1, 8)	4-3		K					1B HR BB		2	1	0	0	2	1	0	<b>Montreal Expos @ New York Mets</b> Shea Stadium, Flushing, NY Mon Aug 04 1975, 7:05 PM EDT Att: 10,720 - Unknown			
<b>Jim Dwyer, L</b> OBP: 0.338, SLG: 0.441 (1, 7)	K			K		F7		K		4	0	0	0	0	3	3				
<b>Gary Carter, R</b> OBP: 0.372, SLG: 0.457 (1, 2) (8, 9)	K			K			FC3-6 BB	HR 1B		3	1	1	1	1	2	0				
<b>Mike Jorgensen, L</b> OBP: 0.352, SLG: 0.405 (1, 3)		BLK BB		3-1			FC3-6 FC3-6 1-2	HR		3	1	1	3	1	0	1				
<b>Larry Blittner, L</b> OBP: 0.379, SLG: 0.395 <b>Chuck Taylor, R</b> (8, 1)	K				F7		FC3-6 BB 1-2	4-3		4	0	0	0	0	1	2				
<b>Larry Parrish, R</b> OBP: 0.308, SLG: 0.414 (1, 5)	K				K		FC3-6 BB 1-2			0	0	0	0	0	0	0				
<b>Pete Mackanin, R</b> OBP: 0.296, SLG: 0.368 (1, 4)	F8				K		BB			3	0	0	0	1	3	1				
<b>Pepe Frias, R</b> OBP: 0.192, SLG: 0.174 <b>Jose Morales, R</b> OBP: 0.377, SLG: 0.435 <b>Tim Foli, R</b> OBP: 0.286, SLG: 0.281 (8, PH) (8, PH)			6-3			6-3		K		2	0	0	0	0	0	0				
<b>Dan Warthen, S</b> OBP: 0.150, SLG: 0.105 <b>Bob Bailey, R</b> OBP: 0.369, SLG: 0.348 <b>Donald DeMola, R</b> (6, PH) <b>Jim Lyttle, L</b> OBP: 0.182, SLG: 0.182 <b>Barry Foote, R</b> OBP: 0.232, SLG: 0.282 (8, 2)			K			F8		BB 1B	F7	1	0	0	0	0	1	0				
<b>Inning Stats</b>	R: 0 E: 0 K: 2 S: 9	H: 0 LOB: 0 BB: 0 P: 13	R: 0 E: 0 K: 2 S: 11	H: 0 LOB: 1 BB: 1 P: 18	R: 0 E: 0 K: 2 S: 7	H: 0 LOB: 0 BB: 0 P: 10	R: 0 E: 0 K: 2 S: 9	H: 0 LOB: 0 BB: 0 P: 13	R: 0 E: 0 K: 0 S: 5	H: 0 LOB: 1 BB: 1 P: 10	R: 0 E: 0 K: 1 S: 13	H: 0 LOB: 2 BB: 2 P: 25	R: 4 E: 0 K: 1 S: 16	H: 3 LOB: 0 BB: 1 P: 28	R: 0 E: 0 K: 1 S: 8	H: 1 LOB: 1 BB: 0 P: 12		1B: 2 2B: 1 3B: 0 HR: 1	SF: 0 SAC: 0 DP: 0 HBP: 0	WP: 0 PB: 0 SB: 0 CS: 0
<b>PITCHER</b>	IP	WLS	BF	H	R	ER	SO	BB	IBB	HBP	BLK	WP	HR	S	P	ERA	WHIP			
<b>Randy Tate, R</b> ERA: 4.63 <b>Rick Baldwin, R</b> ERA: 3.06	(1, 1)	8.0	L	32	3	4	4	13	5	0	0	1	0	0	8	128	4.50	1.000		
<b>PITCHER</b>	IP	WLS	BF	H	R	ER	SO	BB	IBB	HBP	BLK	WP	HR	S	P	ERA	WHIP			

AB	31
R	4
H	4
RBI	4
BB	5
SO	14
LOB	11



Batter	1	2	3	4	5	6	7	8	9	AB	R	H	RBI	BB	SO	LOB	BOTTOM			
<b>Gene Clines, R</b> OBP: 0.272, SLG: 0.264 (1, 8)	1B BB		L5-3					K		3	1	1	2	1	1	0	<b>Montreal Expos @ New York Mets</b> Shea Stadium, Flushing, NY Mon Aug 04 1975, 7:05 PM EDT Att: 10,720 - Unknown			
<b>Felix Milan, R</b> OBP: 0.348, SLG: 0.377 (1, 4)	F8		K		E3			5-3		4	0	0	0	0	1	1				
<b>Jesus Alou, R</b> OBP: 0.309, SLG: 0.321 (1, 7)				L5	F7			6-3		4	0	1	0	0	0	1				
<b>Dave Kingman, R</b> OBP: 0.302, SLG: 0.517 (1, 3)	K			F3		F7				3	0	0	0	1	1	2				
<b>Rusty Staub, L</b> OBP: 0.368, SLG: 0.441 (1, 9)	6-3			F7		K				4	0	0	0	0	1	3				
<b>Joe Torre, R</b> OBP: 0.331, SLG: 0.360 (1, 5)		4-3			F8		K			4	0	0	0	0	1	0				
<b>Jerry Grote, R</b> OBP: 0.350, SLG: 0.371 (1, 2)		4-3			FC1-5 WP 1B		K			3	0	1	0	0	1	0				
<b>Jack Heidemann, R</b> OBP: 0.287, SLG: 0.311 (1, 6)		P6			FC1-5 3B BB		P4			2	1	0	0	1	0	0				
<b>Randy Tate, R</b> <b>Rick Baldwin, L</b> OBP: 0.167, SLG: 0.167 (9, 1)			K		FC1-5 3B		K			3	1	0	0	0	2	2				
<b>Inning Stats</b>	R: 0 E: 1 K: 1 S: 14	H: 1 LOB: 2 BB: 1 P: 21	R: 0 E: 0 K: 0 S: 9	H: 0 LOB: 0 BB: 0 P: 11	R: 0 E: 0 K: 2 S: 12	H: 0 LOB: 0 BB: 0 P: 14	R: 0 E: 0 K: 0 S: 6	H: 0 LOB: 0 BB: 0 P: 10	R: 3 E: 1 K: 0 S: 11	H: 2 LOB: 1 BB: 1 P: 19	R: 0 E: 0 K: 2 S: 9	H: 0 LOB: 0 BB: 0 P: 15	R: 0 E: 0 K: 1 S: 7	H: 0 LOB: 0 BB: 0 P: 8	R: 0 E: 0 K: 0 S: 13	H: 0 LOB: 0 BB: 1 P: 20		1B: 2 2B: 0 3B: 1 HR: 0	SF: 0 SAC: 0 DP: 1 HBP: 0	WP: 1 PB: 0 SB: 0 CS: 0
<b>PITCHER</b>	IP	WLS	BF	H	R	ER	SO	BB	IBB	HBP	BLK	WP	HR	S	P	ERA	WHIP			
<b>Dan Warthen, L</b> ERA: 3.2 <b>Donald DeMola, R</b> ERA: 3.97 <b>Chuck Taylor, R</b> ERA: 3.74	(1, 1)	5.0	W	6	0	0	0	4	0	0	0	0	0	17	25	0.00	0.000			
<b>PITCHER</b>	IP	WLS	BF	H	R	ER	SO	BB	IBB	HBP	BLK	WP	HR	S	P	ERA	WHIP			

AB	30
R	3
H	3
RBI	2
BB	3
SO	8
LOB	9





Batter	1	2	3	4	5	6	7	8	9	AB	R	H	RBI	BB	SO	LOB	TOP										
<b>Pepe Mangual, R</b> OBP: 0.323, SLG: 0.347	4-0 SH5-3 BLK SF7 BB	0-0 CS	0-3 K		0-0 F8			0-0 6-3		4	1	1	0	1	1	2											
<b>Tim Foli, R</b> OBP: 0.285, SLG: 0.286	0-0 SH5-3	0-0 CS	0-0 1B	0-3 K		0-0 F9		0-0 F6		4	1	1	0	0	1	0											
<b>Gary Carter, R</b> OBP: 0.368, SLG: 0.452	0-0 SF7		0-0 F7	0-0 F9		0-0 F8			0-0 P6	4	0	0	1	0	0	1											
<b>Jose Morales, R</b> OBP: 0.392, SLG: 0.451	0-0 1B		0-0 HR	4-0 BB		4-0 BB			0-0 3-1	2	2	2	1	0	0	0											
<b>Jim Dwyer, L</b> OBP: 0.353, SLG: 0.433	0-0 1B		0-0 1B	4-0 BB		4-0 BB			0-0 3-1	1	0	0	0	2	0	0											
<b>Bob Bailey, R</b> OBP: 0.396, SLG: 0.376	0-0 1B		0-0 HR	4-0 BB		4-0 BB			0-0 3-1	2	1	2	2	0	0	0											
<b>Mike Jorgensen, L</b> OBP: 0.352, SLG: 0.403	0-0 1B		0-0 HR	4-0 BB		4-0 BB			0-0 3-1	2	0	0	0	1	0	1											
<b>Larry Parrish, R</b> OBP: 0.311, SLG: 0.415	0-0 1B		0-0 HR	4-0 BB		4-0 BB			0-0 3-1	2	1	2	2	0	0	0											
<b>Pete Mackanin, R</b> OBP: 0.295, SLG: 0.370	0-0 1B		0-0 HR	4-0 BB		4-0 BB			0-0 3-1	4	1	2	1	0	0	2											
<b>Pete Mackanin, R</b> OBP: 0.295, SLG: 0.370	0-3 K		0-0 1B	0-0 2B	0-0 5-3	0-3 K			0-0 5-3	4	0	1	1	0	2	2											
<b>Barry Foote, R</b> OBP: 0.236, SLG: 0.295		0-0 F7	0-0 1B	0-0 HR	0-0 F8				0-0 F8	4	1	2	1	0	0	0											
<b>Don Carrithers, R</b> OBP: 0.236, SLG: 0.295	0-3 K		0-3 K	0-0 G3	0-0 G3				0-0 P6	4	0	0	0	0	2	2											
<b>Inning Stats</b>	R: 2 E: 0 K: 1 S: 8	H: 3 LOB: 2 BB: 1 P: 12	R: 0 E: 0 K: 1 S: 5	H: 1 LOB: 0 BB: 0 P: 5	R: 4 E: 0 K: 2 S: 13	H: 6 LOB: 2 BB: 0 P: 13	R: 0 E: 0 K: 1 S: 5	H: 0 LOB: 2 BB: 2 P: 13	R: 1 E: 0 K: 0 S: 4	H: 1 LOB: 0 BB: 0 P: 4	R: 0 E: 0 K: 0 S: 3	H: 0 LOB: 0 BB: 0 P: 7	R: 0 E: 0 K: 1 S: 5	H: 0 LOB: 0 BB: 0 P: 5	R: 0 E: 0 K: 0 S: 3	H: 0 LOB: 0 BB: 0 P: 3	R: 0 E: 0 K: 0 S: 3	H: 0 LOB: 0 BB: 0 P: 3	1B: 7 2B: 1 3B: 1 HR: 2	SF: 1 SAC: 1 DP: 0 HBP: 0	WP: 0 PB: 0 SB: 0 CS: 1	PA: 42					
<b>PITCHER</b>	IP	WLS	BF	H	R	ER	SO	BB	IBB	HBP	BLK	WP	HR	S	P	ERA	WHIP										
<b>Jerry Koosman, L</b> ERA: 3.62	2.1	L	16	9	6	6	2	1	0	0	1	0	1	19	23	23.14	4.286										
<b>Skip Lockwood, R</b> ERA: 3.39	2.2		12	2	1	1	3	2	0	0	0	0	1	16	24	3.38	1.500										
<b>Rick Baldwin, R</b> ERA: 2.93	3.0		10	0	0	0	1	1	0	0	0	0	0	11	15	0.00	0.333										
<b>Ken Sanders, R</b> ERA: 1.63	1.0		3	0	0	0	0	0	0	0	0	0	0	3	3	0.00	0.000										

**Montreal Expos @ New York Mets**  
Shea Stadium, Flushing, NY  
Tue Aug 05 1975, 7:05 PM EDT  
Unknown

AB	35
R	7
H	11
RBI	7
BB	4
SO	6
LOB	10



Batter	1	2	3	4	5	6	7	8	9	AB	R	H	RBI	BB	SO	LOB	BOTTOM										
<b>Wayne Garrett, L</b> OBP: 0.369, SLG: 0.365	0-0 G4-6-3 FC		0-0 G3			0-0 F8		4-0 G1-6-3 BB		3	0	1	0	1	0	0											
<b>Felix Milan, R</b> OBP: 0.345, SLG: 0.374	0-0 FC		0-3 K			0-0 4-3		0-0 G1-6-3		4	0	0	0	0	1	2											
<b>Ed Kranepool, L</b> OBP: 0.381, SLG: 0.441	0-0 G4-6-3			0-0 4-3		0-0 1B			0-0 P6-3 1B	4	0	2	0	0	0	2											
<b>Rusty Staub, L</b> OBP: 0.364, SLG: 0.436	0-0 6-3			0-0 G3		0-0 G3			0-0 P6-3	4	0	0	0	0	0	3											
<b>Dave Kingman, R</b> OBP: 0.302, SLG: 0.517		0-0 5-3		0-0 2B			0-0 P6		0-0 F7	4	0	1	0	0	0	0											
<b>Del Unser, L</b> OBP: 0.333, SLG: 0.366		0-0 1B		0-0 F8			0-0 6-3			3	0	1	0	0	0	1											
<b>Mike Phillips, L</b> OBP: 0.295, SLG: 0.305		0-0 F8			0-0 3-1		4-0 BB			2	0	0	0	1	0	1											
<b>Jerry Grote, R</b> OBP: 0.346, SLG: 0.366		0-0 3-1			0-0 6-3		0-0 4-3			3	0	0	0	0	0	2											
<b>Jerry Koosman, R</b> ERA: 3.62			0-0 F8		0-3 K		0-0 P5			0	0	0	0	0	0	0											
<b>Skip Lockwood, R</b> ERA: 3.39										1	0	0	0	0	0	0											
<b>Gene Clines, R</b> ERA: 2.76, SLG: 0.417										1	0	0	0	0	0	0											
<b>Rick Baldwin, L</b> ERA: 2.93										1	0	0	0	0	0	0											
<b>John Milner</b> OBP: 0.352, SLG: 0.393										1	0	0	0	0	0	0											
<b>Ken Sanders, R</b> ERA: 1.63										0	0	0	0	0	0	0											
<b>Inning Stats</b>	R: 0 E: 0 K: 0 S: 4	H: 1 LOB: 1 BB: 0 P: 4	R: 0 E: 0 K: 0 S: 4	H: 1 LOB: 0 BB: 0 P: 4	R: 0 E: 0 K: 1 S: 5	H: 0 LOB: 0 BB: 0 P: 5	R: 0 E: 0 K: 0 S: 4	H: 1 LOB: 1 BB: 0 P: 4	R: 0 E: 0 K: 0 S: 2	H: 0 LOB: 0 BB: 1 P: 6	R: 0 E: 0 K: 0 S: 3	H: 1 LOB: 0 BB: 0 P: 3	R: 0 E: 0 K: 0 S: 3	H: 0 LOB: 0 BB: 0 P: 3	1B: 4 2B: 2 3B: 0 HR: 0	SF: 0 SAC: 0 DP: 3 HBP: 0	WP: 0 PB: 0 SB: 0 CS: 0	PA: 32									
<b>PITCHER</b>	IP	WLS	BF	H	R	ER	SO	BB	IBB	HBP	BLK	WP	HR	S	P	ERA	WHIP										
<b>Don Carrithers, R</b> ERA: 2.14	9.0	W	32	5	0	0	2	2	0	0	0	0	0	34	42	0.00	0.778										

**Montreal Expos @ New York Mets**  
Shea Stadium, Flushing, NY  
Tue Aug 05 1975, 7:05 PM EDT  
Unknown

AB	30
R	0
H	5
RBI	0
BB	2
SO	2
LOB	11










Batter	1	2	3	4	5	6	7	8	9	AB	R	H	RBI	BB	SO	LOB	TOP										
<b>Pepe Mangual, R</b> OBP: 0.331, SLG: 0.361 (1, 8)	1-0 SH2-4 1B		3-2 HR	2-2 F8			1-3 K		4-0 BB	4	1	2	2	1	1	1											
<b>Pepe Frias, R</b> OBP: 0.207, SLG: 0.192 (1, 6)	0-0 SH2-4		1-0 WP CS E 1B		2-1 5-3		0-3 K			3	1	1	0	0	1	0											
<b>Gary Carter, R</b> OBP: 0.365, SLG: 0.449 (1, 9)	1-2 F7		4-0 SAFE E BB		1-1			0-3 K		3	1	1	0	1	1	1											
<b>Jose Morales, R</b> OBP: 0.405, SLG: 0.467 <b>Mike Jorgensen, L</b> OBP: 0.346, SLG: 0.397 (1, 3) (4, 3)	0-0 1-3		3-1 E6 2B		2-3 K			1-0 G3		2	0	1	2	0	0	1											
<b>Bob Bailey, R</b> OBP: 0.391, SLG: 0.370 <b>Jim Dwyer, L</b> OBP: 0.347, SLG: 0.422 (1, 7) (4, 7)		2-1 L9	0-0 G3		0-0 P4			0-1 F8		2	0	0	0	0	0	1											
<b>Larry Parrish, R</b> OBP: 0.314, SLG: 0.417 (1, 5)		3-3 K	1-1 P4			1-0 6-3			1-0 E 1B	4	1	1	0	0	1	1											
<b>Pete Mackanin, R</b> OBP: 0.303, SLG: 0.391 (1, 4)	1-1 HR			1-2 F9		1-1 F9		0-2 E BB 1B		4	2	2	1	0	0	0											
<b>Barry Foote, R</b> OBP: 0.232, SLG: 0.290 (1, 2)	2-1 6-3			0-2 F7		3-2 P6		0-0 E6 BB BB		4	0	0	0	0	0	1											
<b>Steve Renko, R</b> OBP: 0.268, SLG: 0.412 <b>Fred Scherman, L</b> OBP: 0.133, SLG: 0.143 <b>Chuck Taylor, R</b> OBP: 0.176, SLG: 0.204 <b>Larry Blittner, L</b> OBP: 0.162, SLG: 0.194 <b>Donald DeMola, R</b> OBP: 0.226, SLG: 0.192 (1, 1) (6, 1) (6, 1) (7, PH) (7, 1) (9, PH)			0-0 5-3	4-2 BB			1-2 P4	4-1 BB	1-2 BB	1	0	0	0	0	1	0											
<b>Inning Stats</b>	R: 0 E: 0 K: 0 S: 6	H: 1 LOB: 1 BB: 0 P: 8	R: 1 E: 0 K: 1 S: 9	H: 1 LOB: 0 BB: 0 P: 17	R: 3 E: 1 K: 0 S: 10	H: 3 LOB: 1 BB: 1 P: 22	R: 0 E: 0 K: 0 S: 12	H: 0 LOB: 1 BB: 1 P: 19	R: 0 E: 0 K: 1 S: 9	H: 0 LOB: 1 BB: 0 P: 15	R: 0 E: 0 K: 0 S: 8	H: 0 LOB: 0 BB: 0 P: 13	R: 0 E: 0 K: 1 S: 11	H: 0 LOB: 0 BB: 0 P: 13	R: 0 E: 0 K: 1 S: 6	H: 0 LOB: 0 BB: 0 P: 7	R: 2 E: 1 K: 0 S: 6	H: 2 LOB: 2 BB: 2 P: 15	1B: 4 2B: 2 3B: 0 HR: 2	SF: 0 SAC: 1 DP: 0 HBP: 0	WP: 1 PB: 0 SB: 0 CS: 1	PA: 37					
<b>PITCHER</b>	IP	WLS	BF	H	R	ER	SO	BB	IBB	HBP	BLK	WP	HR	S	P	ERA	WHIP										
<b>George Stone, L</b> ERA: 3.8 (1, 1)	3.0		15	5	4	3	1	1	0	0	0	1	2	25	47	9.00	2.000										
<b>Hank Webb, R</b> ERA: 3.27 (4, 1)	3.0	W	11	1	0	0	1	1	0	0	0	0	0	29	47	0.00	0.667										
<b>Bob Apodaca, R</b> ERA: 1.81 (7, 1)	2.0		11	2	2	1	3	2	0	0	0	0	0	23	35	4.50	2.000										

**Montreal Expos @ New York Mets**  
Shea Stadium, Flushing, NY  
Wed Aug 06 1975, 7:05 PM EDT  
Att: 9,001 - Unknown


AB 32  
R 6  
H 8  
RBI 5  
BB 4  
SO 5  
LOB 8



Batter	1	2	3	4	5	6	7	8	9	AB	R	H	RBI	BB	SO	LOB	BOTTOM										
<b>Del Unser, L</b> OBP: 0.328, SLG: 0.362 (1, 8)	1-3 K		1-2 3-1	0-0 F8		1-2 E6 2B 2B	0-0 E1			5	1	1	3	0	1	2											
<b>Felix Milten, R</b> OBP: 0.345, SLG: 0.375 (1, 4)	1-2 1-3		2-0 P4		2-1 F3	0-2 2B 2B	0-0 5-3			5	1	1	1	0	0	2											
<b>Ed Kranepool, L</b> OBP: 0.383, SLG: 0.443 (1, 3)	0-2 2B 1B		2-2 1B		1-0 P5	2-2 HBP BB 2B	1-0 F7			5	1	3	1	0	0	2											
<b>Dave Kingman, R</b> OBP: 0.300, SLG: 0.511 (1, 7)	0-0 1-3 2B		1-2 5-3		0-1 F8	4-0 BB HBP IBB	1-0 F8			4	1	1	0	1	0	3											
<b>Rusty Staub, L</b> OBP: 0.361, SLG: 0.430 (1, 9)	2-2 4-3			0-1 HR 1B		F7 HBP		0-3 K		4	1	1	0	0	1	2											
<b>Wayne Garrett, L</b> OBP: 0.373, SLG: 0.382 (1, 5)		3-3 K		2-2 HR 1B		E4 HBP		2-2 E8 FC4-6		4	1	1	3	1	1	0											
<b>Jerry Grote, R</b> OBP: 0.344, SLG: 0.361 (1, 2)		1-2 P2		0-0 F2		FC4-6 BB		0-0 FC4-6		4	1	0	1	1	0	2											
<b>Mike Phillips, L</b> OBP: 0.303, SLG: 0.318 (1, 6)		0-1 3B		2-1 1B		BB P6		1-0 FC6-4		4	1	2	0	1	0	4											
<b>George Stone, L</b> OBP: 0.211, SLG: 0.167 <b>Hank Webb, R</b> OBP: 0.176, SLG: 0.125 <b>John Milner, L</b> OBP: 0.333, SLG: 0.391 <b>Bob Apodaca, R</b> OBP: 0.500, SLG: 0.429 (1, 1) (4, 1) (6, PH) (7, 1)		1-0 4-3		0-3 K		4-2 E BB	1-1 E 1B			1	0	0	0	0	0	1											
<b>Inning Stats</b>	R: 0 E: 0 K: 1 S: 14	H: 2 LOB: 2 BB: 0 P: 18	R: 0 E: 0 K: 1 S: 9	H: 1 LOB: 1 BB: 0 P: 14	R: 0 E: 0 K: 0 S: 13	H: 1 LOB: 1 BB: 0 P: 19	R: 2 E: 0 K: 1 S: 13	H: 3 LOB: 1 BB: 0 P: 17	R: 0 E: 0 K: 0 S: 5	H: 0 LOB: 0 BB: 0 P: 8	R: 7 E: 2 K: 0 S: 29	H: 3 LOB: 3 BB: 5 P: 55	R: 0 E: 1 K: 0 S: 6	H: 1 LOB: 2 BB: 0 P: 9	R: 0 E: 1 K: 1 S: 11	H: 0 LOB: 1 BB: 0 P: 14	1B: 5 2B: 4 3B: 1 HR: 1	SF: 0 SAC: 0 DP: 0 HBP: 1	WP: 0 PB: 0 SB: 0 CS: 0	PA: 44							
<b>PITCHER</b>	IP	WLS	BF	H	R	ER	SO	BB	IBB	HBP	BLK	WP	HR	S	P	ERA	WHIP										
<b>Steve Renko, R</b> ERA: 4.72 (1, 1)	5.2	L	29	9	7	3	3	2	0	0	0	0	0	6	17	∞	∞										
<b>Fred Scherman, L</b> ERA: 4.1 (6, 1)	0.0		4	1	1	0	0	1	1	1	0	0	0	4	8	27.00	3.000										
<b>Chuck Taylor, R</b> ERA: 3.72 (6, 1)	0.1		2	0	1	1	0	1	0	0	0	0	0	4	8	27.00	3.000										
<b>Donald DeMola, R</b> ERA: 3.86 (7, 1)	2.0		9	1	0	0	1	0	0	0	0	0	0	17	23	0.00	0.500										

**Montreal Expos @ New York Mets**  
Shea Stadium, Flushing, NY  
Wed Aug 06 1975, 7:05 PM EDT  
Att: 9,001 - Unknown

AB 38  
R 9  
H 11  
RBI 9  
BB 5  
SO 4  
LOB 19









Batter	1	2	3	4	5	6	7	8	9	AB	R	H	RBI	BB	SO	LOB	TOP	
<b>Pepe Mangual, R</b> OBP: 0.333, SLG: 0.358 (1, 8)										3	1	1	0	2	0	1	<b>Montreal Expos @ Cincinnati Reds</b> Riverfront Stadium, Cincinnati, OH Fri Aug 08 1975, 7:05 PM EDT Att: 44,030 - Unknown	
<b>Jim Dwyer, L</b> OBP: 0.305, SLG: 0.370 (1, 7)										5	0	0	0	0	0	4		
<b>Gary Carter, R</b> OBP: 0.370, SLG: 0.447 (1, 2) (9, 5)										4	2	2	0	1	0	1		
<b>Mike Jorgensen, L</b> OBP: 0.345, SLG: 0.391 (1, 3)										5	1	1	2	0	2	3		
<b>Larry Bittner, L</b> OBP: 0.380, SLG: 0.397 (1, 9)										4	1	2	1	1	0	0		
<b>Larry Parrish, R</b> OBP: 0.317, SLG: 0.426 (1, 5) (9, 6)										5	1	3	3	0	0	1		
<b>Pete Mackanin, R</b> OBP: 0.305, SLG: 0.394 (1, 4)										4	1	2	1	0	0	2		
<b>Tim Foli, R</b> OBP: 0.288, SLG: 0.291 (1, 6) (9, 4)										5	0	1	1	0	0	6		
<b>Dan Warthen, S</b> OBP: 0.136, SLG: 0.095 (1, 1) <b>Dale Murray, R</b> OBP: 0.235, SLG: 0.140 (5, 1) <b>Woodie Fryman, R</b> OBP: 0.244, SLG: 0.275 (8, 1) <b>Pepe Frisno, R</b> OBP: 0.244, SLG: 0.172 (8, 4) <b>Jim Little, L</b> OBP: 0.266, SLG: 0.167 (9, PH) <b>Barry Foote, R</b> OBP: 0.232, SLG: 0.290 (9, 2)										2	0	0	0	0	1	0		
<b>Inning Stats</b>	R: 0 E: 0 K: 1 S: 6	H: 1 LOB: 1 BB: 0 P: 6	R: 0 E: 0 K: 0 S: 4	H: 2 LOB: 1 BB: 0 P: 4	R: 0 E: 0 K: 1 S: 5	H: 0 LOB: 1 BB: 1 P: 9	R: 0 E: 0 K: 0 S: 3	H: 0 LOB: 0 BB: 0 P: 3	R: 0 E: 0 K: 0 S: 3	H: 1 LOB: 0 BB: 0 P: 3	R: 0 E: 0 K: 0 S: 5	H: 1 LOB: 2 BB: 0 P: 5	R: 3 E: 0 K: 0 S: 7	H: 4 LOB: 3 BB: 2 P: 15	1B: 10 2B: 3 3B: 1 HR: 0	SF: 0 SAC: 0 DP: 1 HBP: 0		WP: 1 PA: 44 CS: 0
<b>PITCHER</b>	IP WLS BF H R ER SO BB IBB HBP BLK WP HR S P ERA WHIP																	
<b>Tom Carroll, R</b> ERA: 4.19 (1, 1)	5.2	24	5	4	4	3	3	0	0	0	0	0	0	0	27	39	6.35	1.412
<b>Rawly Eastwick, R</b> ERA: 3.45 (6, 1)	2.1	11	4	1	1	0	0	0	0	0	0	0	0	11	11	3.86	1.714	
<b>Pedro Borbon, R</b> ERA: 3.29 (9, 1)	0.2	L	8	4	3	3	0	1	1	0	0	1	0	6	14	40.50	7.500	
<b>Clay Carroll, R</b> ERA: 2.94 (9, 1)	0.1	1	0	0	0	0	0	0	0	0	0	0	0	1	1	0.00	0.000	

Batter	1	2	3	4	5	6	7	8	9	AB	R	H	RBI	BB	SO	LOB	BOTTOM				
<b>Pete Rose, S</b> OBP: 0.404, SLG: 0.443 (1, 5)										4	1	1	2	1	1	0	<b>Montreal Expos @ Cincinnati Reds</b> Riverfront Stadium, Cincinnati, OH Fri Aug 08 1975, 7:05 PM EDT Att: 44,030 - Unknown				
<b>Pedro Borbon, R</b> OBP: 0.200, SLG: 0.200 (9, 1)										0	0	0	0	0	0	0					
<b>Clay Carroll, R</b> (9, 1)										0	0	0	0	0	0	0					
<b>Dave Concepcion, R</b> OBP: 0.304, SLG: 0.330 (1, 6)										2	0	1	0	0	1	0					
<b>Darrel Chaney, S</b> OBP: 0.301, SLG: 0.288 (5, FR) (6, 6)										2	1	0	0	0	0	3					
<b>Joe Morgan, L</b> OBP: 0.462, SLG: 0.507 (1, 4)										5	0	1	0	0	0	3					
<b>Johnny Bench, R</b> OBP: 0.374, SLG: 0.549 (1, 7) (9, 2)										4	1	2	2	0	2	2					
<b>Tony Perez, R</b> OBP: 0.329, SLG: 0.451 (1, 3) <b>Dan Driessen, L</b> OBP: 0.379, SLG: 0.403 (8, FR) (9, 3)										3	0	1	0	1	0	1					
<b>George Foster, R</b> OBP: 0.341, SLG: 0.522 (1, 8) (9, 7)										5	0	1	1	0	1	4					
<b>Merv Rettenmund, R</b> OBP: 0.351, SLG: 0.355 (1, 9) <b>Doug Flynn, R</b> OBP: 0.299, SLG: 0.316 (9, 5)										3	2	2	2	1	0	0					
<b>Bill Plummer, R</b> OBP: 0.306, SLG: 0.296 (1, 2) <b>Ken Griffey, L</b> OBP: 0.395, SLG: 0.409 (8, PH) (9, 9)										2	1	0	0	1	1	0					
<b>Tom Carroll, L</b> (1, 1) <b>Rawly Eastwick, R</b> (6, 1) <b>Cesar Geronimo, L</b> OBP: 0.333, SLG: 0.378 (8, PH) (9, 8)										2	0	0	0	0	2	2					
<b>Inning Stats</b>	R: 0 E: 0 K: 1 S: 6	H: 1 LOB: 0 BB: 0 P: 6	R: 1 E: 0 K: 1 S: 6	H: 1 LOB: 0 BB: 0 P: 6	R: 0 E: 0 K: 2 S: 7	H: 0 LOB: 0 BB: 0 P: 7	R: 0 E: 0 K: 1 S: 6	H: 1 LOB: 0 BB: 0 P: 6	R: 4 E: 0 K: 1 S: 7	H: 2 LOB: 3 BB: 3 P: 20	R: 0 E: 0 K: 1 S: 5	H: 0 LOB: 0 BB: 0 P: 5	R: 0 E: 0 K: 0 S: 5	H: 0 LOB: 0 BB: 0 P: 5	R: 2 E: 0 K: 0 S: 7	H: 4 LOB: 3 BB: 1 P: 11	R: 0 E: 1 K: 2 S: 8	H: 0 LOB: 1 BB: 0 P: 8	1B: 6 2B: 0 3B: 2 HR: 1	SF: 0 SAC: 1 DP: 0 HBP: 1	WP: 0 PA: 42 CS: 0
<b>PITCHER</b>	IP WLS BF H R ER SO BB IBB HBP BLK WP HR S P ERA WHIP																				
<b>Dan Warthen, L</b> ERA: 3.47 (1, 1)	4.1	19	4	4	4	6	2	0	0	1	0	0	0	17	22	10.12	2.250				
<b>Dale Murray, R</b> ERA: 3.89 (5, 1)	2.2	15	5	3	3	2	1	0	1	0	0	0	0	11	15	0.00	0.000				
<b>Woodie Fryman, L</b> ERA: 2.92 (8, 1)	2.0	W	8	0	0	0	0	1	0	0	0	0	0	11	15	0.00	0.000				

AB	39
R	8
H	13
RBI	8
BB	5
SO	3
LOB	19





Batter	1	2	3	4	5	6	7	8	9	AB	R	H	RBI	BB	SO	LOB	TOP										
<b>Pepe Mangual, R</b> OBP: 0.334, SLG: 0.361 (1,8)										5	1	2	0	0	0	0											
<b>Jim Dwyer, L</b> OBP: 0.314, SLG: 0.364 (1,7)										4	0	1	0	1	0	0											
<b>Gary Carter, R</b> OBP: 0.371, SLG: 0.448 (1,2)										4	0	2	0	0	1	2											
<b>Mike Jorgensen, L</b> OBP: 0.349, SLG: 0.393 (1,3)										3	0	2	0	0	0	1											
<b>Larry Blittner, L</b> OBP: 0.378, SLG: 0.395 (1,9)										4	0	1	0	0	0	6											
<b>Larry Parrish, R</b> OBP: 0.317, SLG: 0.424 (1,5)										4	0	1	0	0	1	1											
<b>Pete Mackanin, R</b> OBP: 0.301, SLG: 0.388 (1,4)										4	0	0	0	0	1	3											
<b>Tim Foli, R</b> OBP: 0.288, SLG: 0.291 (1,6)										3	0	1	0	0	0	0											
<b>Bob Bailey, R</b> OBP: 0.387, SLG: 0.366 (8, PH)										1	0	0	0	0	0	2											
<b>Pepe Frias, R</b> OBP: 0.188, SLG: 0.172 (8,6)										0	0	0	0	0	0	0											
<b>Dennis Blair, R</b> OBP: 0.205, SLG: 0.167 (11,1)										1	0	0	0	0	0	0											
<b>Jim Lyle, L</b> OBP: 0.247, SLG: 0.154 (4, PH)										1	0	0	0	0	0	1											
<b>Donald Demmel, R</b> OBP: 0.192, SLG: 0.133 (4,1)										0	0	0	0	0	0	0											
<b>Chuck Taylor, R</b> OBP: 0.192, SLG: 0.133 (5,1)										0	0	0	0	0	0	0											
<b>Fred Scherman, L</b> OBP: 0.192, SLG: 0.133 (5,1)										1	0	0	0	0	0	0											
<b>Jose Morales, R</b> OBP: 0.400, SLG: 0.463 (8, PH)										1	0	0	0	0	0	0											
<b>Inning Stats</b>	R: 0 E: 0 K: 0 S: 4	H: 1 LOB: 1 BB: 0 P: 4	R: 0 E: 0 K: 1 S: 5	H: 1 LOB: 0 BB: 0 P: 5	R: 1 E: 1 K: 0 S: 5	H: 1 LOB: 3 BB: 1 P: 10	R: 0 E: 1 K: 1 S: 6	H: 1 LOB: 1 BB: 0 P: 6	R: 0 E: 0 K: 0 S: 5	H: 0 LOB: 0 BB: 0 P: 3	R: 0 E: 0 K: 1 S: 6	H: 1 LOB: 1 BB: 0 P: 6	R: 0 E: 0 K: 0 S: 5	H: 2 LOB: 2 BB: 0 P: 5	R: 0 E: 0 K: 0 S: 3	H: 0 LOB: 0 BB: 0 P: 3	R: 0 E: 0 K: 0 S: 5	H: 2 LOB: 2 BB: 0 P: 5	R: 0 E: 0 K: 0 S: 3	H: 1 LOB: 0 BB: 0 P: 3	R: 0 E: 0 K: 0 S: 3	H: 1 LOB: 0 BB: 0 P: 3	1B: 9 2B: 2 3B: 0 HR: 0	SF: 0 SAC: 0 DP: 1 HBP: 1	WP: 1 PB: 0 CS: 0	PA: 38	
<b>PITCHER</b>	IP	WLS	BF	H	R	ER	SO	BB	IBB	HBP	BLK	WP	HR	S	P	ERA	WHIP										
<b>Gary Nolan, R</b> ERA: 3.07 (1,1)	5.0	W	23	6	1	0	2	1	0	1	0	1	0	25	30	0.00	1.400										
<b>Clay Carroll, R</b> ERA: 2.78 (6,1)	4.0	S	15	4	0	0	1	0	0	0	0	0	0	17	17	0.00	1.000										

**Montreal Expos @ Cincinnati Reds**  
Riverfront Stadium, Cincinnati, OH  
Sat Aug 09 1975, 7:05 PM EDT  
Att: 40,295 - Unknown

AB	36
R	1
H	10
RBI	0
BB	1
SO	3
LOB	16



Batter	1	2	3	4	5	6	7	8	9	AB	R	H	RBI	BB	SO	LOB	BOTTOM										
<b>Pete Rose, S</b> OBP: 0.406, SLG: 0.445 (1,5)										5	1	3	0	0	0	0											
<b>Doug Flynn, R</b> OBP: 0.299, SLG: 0.316 (8,5)										0	0	0	0	0	0	0											
<b>Ken Griffey, L</b> OBP: 0.397, SLG: 0.409 (1,9)										2	2	1	1	2	0	1											
<b>Joe Morgan, L</b> OBP: 0.459, SLG: 0.503 (1,4)										5	1	1	1	0	0	4											
<b>Johnny Bench, R</b> OBP: 0.375, SLG: 0.546 (1,2)										4	0	1	1	1	1	4											
<b>Tony Perez, R</b> OBP: 0.335, SLG: 0.451 (1,3)										2	2	1	0	3	0	1											
<b>George Foster, R</b> OBP: 0.342, SLG: 0.521 (1,7)										2	1	1	2	1	0	1											
<b>Cesar Geronimo, L</b> OBP: 0.339, SLG: 0.380 (1,8)										3	1	2	1	2	0	1											
<b>Darrel Chaney, S</b> OBP: 0.295, SLG: 0.273 (1,6)										4	1	0	1	1	2	8											
<b>Gary Nolan, R</b> OBP: 0.259, SLG: 0.170 (1,1)										2	0	0	0	0	1	0											
<b>Dan Driessen, L</b> OBP: 0.383, SLG: 0.406 (5, PH)										1	0	1	2	0	0	0											
<b>Clay Carroll, R</b> ERA: 4.01 (6,1)										2	0	0	0	0	0	3											
<b>Inning Stats</b>	R: 2 E: 0 K: 0 S: 6	H: 3 LOB: 3 BB: 2 P: 14	R: 0 E: 0 K: 0 S: 3	H: 1 LOB: 0 BB: 0 P: 3	R: 1 E: 0 K: 1 S: 6	H: 1 LOB: 2 BB: 2 P: 14	R: 0 E: 1 K: 2 S: 8	H: 0 LOB: 1 BB: 1 P: 12	R: 4 E: 0 K: 0 S: 5	H: 3 LOB: 1 BB: 3 P: 17	R: 0 E: 0 K: 0 S: 3	H: 0 LOB: 0 BB: 0 P: 3	R: 0 E: 0 K: 1 S: 9	H: 3 LOB: 3 BB: 1 P: 13	R: 2 E: 1 K: 1 S: 9	H: 3 LOB: 3 BB: 1 P: 13	1B: 11 2B: 0 3B: 0 HR: 0	SF: 3 SAC: 0 DP: 2 HBP: 0	WP: 1 PB: 0 CS: 0	PA: 45							
<b>PITCHER</b>	IP	WLS	BF	H	R	ER	SO	BB	IBB	HBP	BLK	WP	HR	S	P	ERA	WHIP										
<b>Dennis Blair, R</b> ERA: 3.38 (1,1)	3.0	L	17	5	3	3	1	4	0	0	0	0	0	9	25	36.00	5.000										
<b>Donald Demola, R</b> ERA: 4.25 (4,1)	1.0		9	1	4	4	2	4	0	0	0	0	0	2	2	∞	∞										
<b>Chuck Taylor, R</b> ERA: 3.72 (5,1)	0.0		2	2	0	0	0	0	0	0	0	0	0	2	2	∞	∞										
<b>Fred Scherman, L</b> ERA: 4.01 (5,1)	4.0		17	3	2	1	1	2	0	0	0	1	0	17	25	2.25	1.250										

**Montreal Expos @ Cincinnati Reds**  
Riverfront Stadium, Cincinnati, OH  
Sat Aug 09 1975, 7:05 PM EDT  
Att: 40,295 - Unknown

AB	32
R	9
H	11
RBI	9
BB	10
SO	4
LOB	23





Batter	1	2	3	4	5	6	7	8	9	AB	R	H	RBI	BB	SO	LOB	TOP																			
<b>Pepe Mangual, R</b> OBP: 0.333, SLG: 0.359 (1, 8)	5-3		E6 CS FC3-5		1-2 1B	K		6-3	6-3	5	0	1	0	0	1	4	<b>Montreal Expos @ Cincinnati Reds</b> Riverfront Stadium, Cincinnati, OH Sun Aug 10 1975, 3:33 AM EDT Att: 30,660 - Unknown																			
<b>Pete Mackanin, R</b> OBP: 0.303, SLG: 0.392 (1, 4)	WP 2B		FC3-5 CS		FC5 2-3f	K		1B	1B	5	0	2	0	0	1	7																				
<b>Gary Carter, R</b> OBP: 0.369, SLG: 0.444 (1, 9)	F7 2-3		K 1-2 2-3f			F8		6-3	1B	5	0	1	0	0	1	3																				
<b>Jose Morales, R</b> OBP: 0.400, SLG: 0.457 (1, 3)	6-3				5-3	1B HR		F8	1B	5	1	2	0	0	0	1																				
<b>Bob Bailey, R</b> OBP: 0.397, SLG: 0.363 (1, 7)		S BB			F7	1B HR		6-3	F8	4	1	1	0	1	0	2																				
<b>Barry Foote, R</b> OBP: 0.232, SLG: 0.299 (1, 2)	P4 1-2				6-3	HR 1-H 2-H			P4	4	1	1	3	0	0	1																				
<b>Larry Parrish, R</b> OBP: 0.319, SLG: 0.425 (1, 5)	K				K FC5 1B	BB 1B			1B	4	0	2	0	0	2	1																				
<b>Tim Foli, R</b> OBP: 0.288, SLG: 0.291 (1, 6)	K				P4	BB 1B			K	4	0	1	0	0	2	3																				
<b>Don Carrithers, R</b> Woodle Fryman, R Jim Dwyer, L Dale Murray, R Mike Jorgensen, L Chuck Taylor, R (1, 1) (5, 1) (6, 1) (8, 1)			FC3-5 2B		K	1-2 2-3 BB			G3	2	0	1	0	0	1	1																				
<b>Inning Stats</b>	R: 0 E: 0 K: 0 S: 4	H: 1 LOB: 1 BB: 0 P: 4	R: 0 E: 0 K: 2 S: 7	H: 0 LOB: 1 BB: 1 P: 11	R: 0 E: 1 K: 1 S: 6	H: 1 LOB: 1 BB: 0 P: 6	R: 0 E: 0 K: 0 S: 3	H: 0 LOB: 0 BB: 0 P: 3	R: 0 E: 0 K: 2 S: 9	H: 1 LOB: 2 BB: 0 P: 9	R: 3 E: 0 K: 0 S: 12	H: 5 LOB: 3 BB: 1 P: 16	R: 0 E: 0 K: 0 S: 3	H: 0 LOB: 0 BB: 0 P: 3	R: 0 E: 0 K: 1 S: 6	H: 1 LOB: 1 BB: 0 P: 6	R: 0 E: 0 K: 0 S: 5	H: 3 LOB: 2 BB: 0 P: 5	1B: 9 2B: 2 3B: 0 HR: 1	SF: 0 SAC: 0 DP: 0 HBP: 0	WP: 2 PA: 41 PB: 0 SB: 1 CS: 2															
<b>PITCHER</b>	IP	WLS	BF	H	R	ER	SO	BB	IBB	HBP	BLK	WP	HR	S	P	ERA	WHIP	<b>PITCHER</b>		IP	WLS	BF	H	R	ER	SO	BB	IBB	HBP	BLK	WP	HR	S	P	ERA	WHIP
<b>Fred Norman, L</b> ERA: 3.8 (1, 1)	5.1	W	25	7	3	3	5	1	0	0	0	2	1	34	38	5.06	1.500																			
<b>Rawly Eastwick, R</b> ERA: 3.26 (6, 1)	3.2	S	16	5	0	0	3	1	0	0	0	0	0	21	25	0.00	1.636																			

AB	39
R	3
H	12
RBI	3
BB	2
SO	8
LOB	24



Batter	1	2	3	4	5	6	7	8	9	AB	R	H	RBI	BB	SO	LOB	BOTTOM																			
<b>Pete Rose, S</b> OBP: 0.405, SLG: 0.445 (1, 5)	F8				2B FC4 BB	4-3		4-3		4	1	1	0	1	0	1	<b>Montreal Expos @ Cincinnati Reds</b> Riverfront Stadium, Cincinnati, OH Sun Aug 10 1975, 3:33 AM EDT Att: 30,660 - Unknown																			
<b>Doug Flynn, R</b> OBP: 0.299, SLG: 0.316 (8, 5)										0	0	0	0	0	0	0																				
<b>Ken Griffey, L</b> OBP: 0.400, SLG: 0.414 (1, 9)	1B BB				E 2B	4-3		G3		4	1	2	0	1	0	0																				
<b>Joe Morgan, L</b> OBP: 0.459, SLG: 0.507 (1, 4)	F8		F3		FC4 1B E	1B		1B	3B	5	3	2	1	0	0	4																				
<b>Johnny Bench, R</b> OBP: 0.377, SLG: 0.546 (1, 2)			F3		E5 FC3-6 1B	E5 1B		2B HR	1B	5	3	3	2	0	0	3																				
<b>Bill Plummer, R</b> OBP: 0.306, SLG: 0.296 (9, 2)	FC6-4 1B				FC3-6 1B 1-2 3-H	1B		HR	1B	0	0	0	0	0	0	0																				
<b>Tony Perez, R</b> OBP: 0.338, SLG: 0.456 (1, 3)	FC6-4 1-2f				6-3	FC3-6 1B		1B	2B	5	1	3	2	0	0	2																				
<b>George Foster, R</b> OBP: 0.342, SLG: 0.529 (1, 7)		4-3			1B 1-3	FC3-6 1B		5-3	HR	5	2	2	3	0	0	3																				
<b>Cesar Geronimo, L</b> OBP: 0.338, SLG: 0.377 (1, 8)	K				1-3			F8	4-3	5	0	1	1	0	1	1																				
<b>Darrel Chaney, S</b> OBP: 0.290, SLG: 0.268 (1, 6)		4-3			1B	F8		4-3	F8	5	0	1	1	0	0	2																				
<b>Fred Norman, S</b> OBP: 0.122, SLG: 0.077 (1, 1)			1-3		4-3	4-3				3	0	0	0	0	0	3																				
<b>Rawly Eastwick, R</b> OBP: 0.077, SLG: 0.077 (6, 1)					4-3	4-3		1B		1	0	1	0	0	0	0																				
<b>Inning Stats</b>	R: 0 E: 0 K: 0 S: 4	H: 1 LOB: 2 BB: 1 P: 8	R: 0 E: 0 K: 1 S: 5	H: 0 LOB: 0 BB: 0 P: 5	R: 0 E: 0 K: 0 S: 5	H: 2 LOB: 1 BB: 0 P: 5	R: 1 E: 0 K: 0 S: 5	H: 2 LOB: 1 BB: 0 P: 5	R: 4 E: 2 K: 0 S: 8	H: 3 LOB: 2 BB: 1 P: 12	R: 2 E: 1 K: 0 S: 6	H: 3 LOB: 1 BB: 0 P: 6	R: 0 E: 0 K: 0 S: 4	H: 1 LOB: 1 BB: 0 P: 4	R: 4 E: 0 K: 0 S: 7	H: 4 LOB: 0 BB: 0 P: 7	1B: 11 2B: 3 3B: 1 HR: 1	SF: 0 SAC: 0 DP: 0 HBP: 0	WP: 0 PA: 44 PB: 0 SB: 0 CS: 0																	
<b>PITCHER</b>	IP	WLS	BF	H	R	ER	SO	BB	IBB	HBP	BLK	WP	HR	S	P	ERA	WHIP	<b>PITCHER</b>		IP	WLS	BF	H	R	ER	SO	BB	IBB	HBP	BLK	WP	HR	S	P	ERA	WHIP
<b>Don Carrithers, R</b> ERA: 3.2 (1, 1)	4.1	L	25	8	5	4	1	2	0	0	0	0	0	2	2	0.00	0.000																			
<b>Woodle Fryman, L</b> ERA: 2.3 (5, 1)	0.2		2	0	0	0	0	0	0	0	0	0	0	2	2	0.00	0.000																			
<b>Dale Murray, R</b> ERA: 3.9 (6, 1)	2.0		10	4	2	1	0	0	0	0	0	0	0	10	10	4.50	2.000																			
<b>Chuck Taylor, R</b> ERA: 4.29 (8, 1)	1.0		7	4	4	4	0	0	0	0	0	0	1	7	7	36.00	4.000																			

AB	42
R	11
H	16
RBI	10
BB	2
SO	1
LOB	19









Batter	1	2	3	4	5	6	7	8	9	10	11	AB	R	H	RBI	BB	SO	LOB	TOP
Gary Thomasson, L OBP: 0.292, SLG: 0.307	1-3 K		4-1 1B BB		1-1 F8		1-2 F6		2-3 K		0-1 1B 2B	5	1	1	0	1	2	0	
Derrel Thomas, S OBP: 0.364, SLG: 0.388	1-0 1-3		0-1 1-2 1B		2-2 4-3		2-1 1B		1-0 BB 1B		0-1 2B 1B	6	2	4	0	0	0	0	
Bobby Murcer, L OBP: 0.414, SLG: 0.477	3-2 F9		2-2 F9		2-2 1B		2-2 F9		4-2 1B BB		1-2 1B BB	5	0	2	2	1	0	3	
Gary Matthews, R OBP: 0.369, SLG: 0.434		4-1 3-1 SF7 BB	1-1 F6		0-0 1-3 1B		0-1 6-3		1-0 1-3 2H 1B		4-0 3H 2B BB	4	2	2	1	2	0	3	
Willie Montanez, L OBP: 0.354, SLG: 0.410		3-2 3-1 1-3	0-1 4-3		0-3 K			3-3 K	1-3 K		2-1 1H 2B	6	0	1	1	0	3	7	
Chris Speier, R OBP: 0.362, SLG: 0.429		4-0 1B BB		2-3 K		0-2 5-3		2-2 F6		1-0 1-3 E 1B	5	0	1	0	1	1	1		
Dave Rader, L OBP: 0.379, SLG: 0.404		1-0 SF7		1-3 K		2-2 3-1 WP 1B		4-1 BB		2-2 1-3	2	0	1	1	0	1	0		
Marc Hill, R OBP: 0.322, SLG: 0.321		3H		1-0 K		2-0 3-1		2-3 K		1-1 4-3	2	0	0	0	1	0	2		
Steve Ontiveros, S OBP: 0.384, SLG: 0.337		1-2 1B		1-0 K		1-3 1B						5	0	2	0	0	1	3	
Pete Falcone, L OBP: 0.311, SLG: 0.341		1-0 F3		0-0 1-3		0-0 F7			0-2 F8		1-2 3-1	3	0	0	0	0	0	4	
Randy Moffitt, R OBP: 0.310, SLG: 0.417												0	0	0	0	0	0	0	
Gary Lavelle, S OBP: 0.276, SLG: 0.292												0	0	0	0	0	0	0	
Charlie Williams, R OBP: 0.118, SLG: 0.125												0	0	0	0	0	0	0	
Glenn Adams, S OBP: 0.118, SLG: 0.130												0	0	0	0	0	0	0	
Glenn Adams, S OBP: 0.118, SLG: 0.130												0	0	0	0	0	0	0	
Mike Caldwell, R OBP: 0.152, SLG: 0.179												0	0	0	0	0	0	0	
<b>Inning Stats</b>	R: 0 E: 0 K: 1 S: 7	H: 0 LOB: 0 BB: 0 P: 12	R: 1 E: 0 K: 0 S: 9	H: 1 LOB: 2 BB: 2 P: 23	R: 0 E: 0 K: 0 S: 12	H: 1 LOB: 2 BB: 1 P: 19	R: 0 E: 0 K: 2 S: 8	H: 1 LOB: 1 BB: 0 P: 12	R: 0 E: 0 K: 2 S: 12	H: 0 LOB: 1 BB: 1 P: 23	R: 0 E: 1 K: 0 S: 10	H: 1 LOB: 1 BB: 1 P: 15	R: 3 E: 0 K: 0 S: 12	H: 4 LOB: 1 BB: 1 P: 19	1B: 11 2B: 3 3B: 0 HR: 0	SF: 1 SAC: 0 DP: 0 HBP: 0	WP: 1 PB: 0 SB: 1 CS: 0	PA: 52	
<b>PITCHER</b>	IP ERA WLS BF H R ER SO BB IBB HBP BLK WP HR S P ERA WHIP	Steve Renko, R ERA: 4.56	Woodie Fryman, L ERA: 2.9	Dale Murray, R ERA: 3.97	Fred Scherman, L ERA: 4.24	Don Carrithers, R ERA: 3.12	<b>PITCHER</b>	IP ERA WLS BF H R ER SO BB IBB HBP BLK WP HR S P ERA WHIP	Steve Renko, R ERA: 4.56	Woodie Fryman, L ERA: 2.9	Dale Murray, R ERA: 3.97	Fred Scherman, L ERA: 4.24	Don Carrithers, R ERA: 3.12	Steve Renko, R ERA: 4.56	Woodie Fryman, L ERA: 2.9	Dale Murray, R ERA: 3.97	Fred Scherman, L ERA: 4.24	Don Carrithers, R ERA: 3.12	

San Francisco Giants @ Montreal Expos  
Jarry Park, Montreal, QB  
Tue Aug 12 1975, 7:05 PM EDT  
Att: 16,254 - Unknown

livebaseballscores.com  
AB 45  
R 5  
H 14  
RBI 5  
BB 6  
SO 8  
LOB 24



Batter	1	2	3	4	5	6	7	8	9	10	11	AB	R	H	RBI	BB	SO	LOB	BOTTOM			
Pete Mackanin, R OBP: 0.306, SLG: 0.401	3-2 BB 1B 2B		4-1 1B 5-3 BB		0-0 6-3		3-1 1B 2B		3-1 F9		0-0 F8	5	1	2	0	1	0	2				
Tim Foli, R OBP: 0.286, SLG: 0.291	0-1 6-3		0-1 5-3		0-2 5-3		0-0 1B		0-0 FC5		0-2 F3	6	0	1	0	0	0	4				
Gary Carter, R OBP: 0.371, SLG: 0.445	4-2 BB 1B BB		0-1 G4-6-3 1B		0-0 FC6-4 1B		0-1 B1		0-1 K		3-3 K	4	1	2	0	1	1	0				
Jose Morales, R OBP: 0.383, SLG: 0.435	1-3 K		2-0 G4-6-3		0-0 FC6-4		1-3 K		1-3 K		0-3 K	3	0	0	0	0	1	5				
Larry Blittner, R OBP: 0.276, SLG: 0.391												1	0	0	0	0	1	0				
Tony Scott, S OBP: 0.259, SLG: 0.239			1-2 1B		1-2 1B							1	0	0	0	0	1	0				
Bob Bailey, R OBP: 0.363, SLG: 0.357	4-1 1B BB		1-2 F8		1-3 K		4-2 WP BB		1-0 BB BB 1B			2	0	0	0	1	1	0				
Mike Jorgensen, L OBP: 0.358, SLG: 0.394	1-2 2-3 BB		3-2 F8		3-0 5-3		1-2 F8		4-2 BB BB 1B			4	0	2	2	1	0	1				
Larry Parrish, R OBP: 0.322, SLG: 0.430	1-3 2H 3H 1B		1-2 3B		0-0 1-3		0-3 K2-3		1-2 F8		1-2 BB	4	0	2	2	1	0	1				
Pepe Mangual, R OBP: 0.328, SLG: 0.352		0-0 5-3		0-0 1-3		0-3 K2-3		0-3 K		4-1 FC5 6-3 BB	4	0	0	0	1	2	1					
Barry Foote, R OBP: 0.232, SLG: 0.295		1-3 K		4-0 FC6-4 IBB		1-3 K		1-2 6-3		0-0 FC5-4	4	0	0	0	1	2	4					
Steve Renko, R OBP: 0.310, SLG: 0.389		3-2 6-3		1-0 FC6-4		1-0 F9		4-0 IBB			0-3 K	2	0	0	0	0	0	2				
Woodie Fryman, L OBP: 0.276, SLG: 0.288												1	0	0	0	0	0	0				
Dale Murray, R OBP: 0.228, SLG: 0.280												0	0	0	0	0	0	0				
Fred Scherman, L OBP: 0.238, SLG: 0.143												0	0	0	0	0	0	0				
Don Carrithers, R OBP: 0.142, SLG: 0.186												0	0	0	0	0	0	0				
Pepe Mangual, R OBP: 0.328, SLG: 0.352												1	0	0	0	0	1	0				
<b>Inning Stats</b>	R: 2 E: 0 K: 1 S: 18	H: 2 LOB: 2 BB: 2 P: 31	R: 0 E: 0 K: 1 S: 8	H: 0 LOB: 0 BB: 0 P: 12	R: 0 E: 0 K: 0 S: 6	H: 1 LOB: 1 BB: 1 P: 12	R: 0 E: 0 K: 0 S: 12	H: 1 LOB: 2 BB: 0 P: 21	R: 0 E: 0 K: 2 S: 7	H: 0 LOB: 0 BB: 0 P: 11	R: 0 E: 0 K: 1 S: 8	H: 2 LOB: 2 BB: 1 P: 13	R: 0 E: 0 K: 1 S: 11	H: 0 LOB: 1 BB: 1 P: 17	R: 0 E: 0 K: 2 S: 12	H: 1 LOB: 3 BB: 2 P: 24	R: 0 E: 0 K: 1 S: 7	H: 0 LOB: 0 BB: 0 P: 7	1B: 5 2B: 2 3B: 1 HR: 0	SF: 0 SAC: 0 DP: 1 HBP: 0	WP: 2 PB: 0 SB: 0 CS: 0	PA: 47
<b>PITCHER</b>	IP ERA WLS BF H R ER SO BB IBB HBP BLK WP HR S P ERA WHIP	Pete Falcone, L ERA: 3.82	Randy Moffitt, R ERA: 1.78	Gary Lavelle, L ERA: 3.08	Charlie Williams, R ERA: 3.35	Mike Caldwell, L ERA: 5.12	<b>PITCHER</b>	IP ERA WLS BF H R ER SO BB IBB HBP BLK WP HR S P ERA WHIP	Pete Falcone, L ERA: 3.82	Randy Moffitt, R ERA: 1.78	Gary Lavelle, L ERA: 3.08	Charlie Williams, R ERA: 3.35	Mike Caldwell, L ERA: 5.12	Pete Falcone, L ERA: 3.82	Randy Moffitt, R ERA: 1.78	Gary Lavelle, L ERA: 3.08	Charlie Williams, R ERA: 3.35	Mike Caldwell, L ERA: 5.12				

San Francisco Giants @ Montreal Expos  
Jarry Park, Montreal, QB  
Tue Aug 12 1975, 7:05 PM EDT  
Att: 16,254 - Unknown

livebaseballscores.com  
AB 39  
R 2  
H 8  
RBI 2  
BB 8  
SO 10  
LOB 19





Batter	1	2	3	4	5	6	7	8	9	10	11	12	AB	R	H	RBI	BB	SO	LOB	TOP
<b>Gary Thomasson, L</b> (1,8) OBP: 0.289, SLG: 0.300	4-1 BB		1-0 L4		1-0 F7			2-2 4-3		0-2 4-3	0-0 F5		5	0	0	0	1	0	2	
<b>Derrel Thomas, S</b> (1,4) OBP: 0.361, SLG: 0.385 <b>Craig Robinson, R</b> (12,4) OBP: 0.116, SLG: 0.098	2-0 F7		1-3 K			0-0 F9		1-1 F8		3-3 K		2-2 CS 1B	6	0	1	0	0	2	1	
<b>Bobby Murcer, L</b> (1,9) OBP: 0.415, SLG: 0.473	0-1 L4		3-3 K			4-2 BB F8		4-1 BB			4-1 HR BB	2-2 1-3	3	1	0	0	3	1	2	
<b>Gary Matthews, R</b> (1,7) OBP: 0.371, SLG: 0.442	3-1 E4			4-2 BB G6-3		1-0 F8		1-1 F4			0-2 HR BB	4-1 2B BB	4	2	1	2	2	0	3	
<b>Willie Montanez, L</b> (1,3) OBP: 0.351, SLG: 0.409	1-2 G3		2-2 G6-3			2-2 F8			1-1 4-3		0-0 F6	1-0 2B	6	0	1	1	0	0	4	
<b>Chris Speier, R</b> (1,6) OBP: 0.364, SLG: 0.429		1-2 6-3		4-0 BB			0-1 F6		4-0 BB		1-0 1B S		3	1	1	0	2	0	0	
<b>Bruce Miller, R</b> (1,5) OBP: 0.277, SLG: 0.290		3-3 K		0-0 F4			0-1 5-3		1-1 F8		0-1 1B 1B		5	0	1	1	0	1	2	
<b>Marc Hill, R</b> (1,2) OBP: 0.324, SLG: 0.325		1-2 2B			1-2 F9		4-2 BB		2-1 F4		1-1 L7		4	0	1	0	1	0	2	
<b>John Montefusco, R</b> (1,1) OBP: 0.123, SLG: 0.130 <b>Charlie Williams, R</b> (11,1) OBP: 0.176, SLG: 0.250		2-2 5-3		3-3 K		0-3 K		0-3 K		1-3 K	1-2 1B		5	0	1	0	0	3	2	
<b>Inning Stats</b>	R: 0 E: 1 K: 0 S: 9	H: 0 LOB: 2 BB: 1 P: 19	R: 0 E: 0 K: 1 S: 12	H: 1 LOB: 1 BB: 0 P: 19	R: 0 E: 0 K: 2 S: 8	H: 0 LOB: 0 BB: 2 P: 13	R: 0 E: 0 K: 0 S: 7	H: 0 LOB: 1 BB: 0 P: 17	R: 0 E: 0 K: 1 S: 8	H: 0 LOB: 1 BB: 1 P: 13	R: 0 E: 0 K: 2 S: 10	H: 0 LOB: 0 BB: 0 P: 14	R: 3 E: 0 K: 0 S: 14	H: 4 LOB: 2 BB: 1 P: 21	R: 1 E: 0 K: 0 S: 8	H: 2 LOB: 1 BB: 0 P: 18	1B: 4 2B: 2 3B: 0 HR: 1	SF: 0 SAC: 0 DP: 1 HBP: 0	WP: 0 PB: 0 SB: 1 CS: 1	PA: 50
<b>PITCHER</b>	IP WLS BF H R ER SO BB IBB HBP BLK WP HR S P ERA WHIP	10.1 4 42 8 3 3 7 8 0 0 0 0 0 1 91 164 2.61 1.065	0.2 0 4 2 0 0 0 0 0 0 0 0 0 0 8 10 0.00 3.000	1.0 L 4 2 1 1 0 1 0 0 0 0 0 0 9 18 9.00 3.000		<b>PITCHER</b>	IP WLS BF H R ER SO BB IBB HBP BLK WP HR S P ERA WHIP	10.1 4 42 8 3 3 7 8 0 0 0 0 0 0 91 164 2.61 1.065	0.2 0 4 2 0 0 0 0 0 0 0 0 0 0 8 10 0.00 3.000	1.0 L 4 2 1 1 0 1 0 0 0 0 0 0 9 18 9.00 3.000										

San Francisco Giants @ Montreal Expos  
 Jarry Park, Montreal, QB  
 Wed Aug 13 1975, 7:05 PM EDT  
 Alt. 14,148 - Unknown

AB 41  
 R 4  
 H 7  
 RBI 4  
 BB 9  
 SO 7  
 LOB 18




Batter	1	2	3	4	5	6	7	8	9	10	11	12	AB	R	H	RBI	BB	SO	LOB	BOTTOM				
<b>Jim Dwyer, L</b> (1,7) OBP: 0.327, SLG: 0.368	2-1 4-3		2-1 2B		0-2 1B		3-3 K			3-2 F8		3-2 F7	6	0	2	0	0	1	1					
<b>Tim Foli, R</b> (1,6) OBP: 0.289, SLG: 0.295	2-2 2B		1-1 HBP		0-2 1B		1-0 F2			0-2 F7		0-1 F7	5	0	2	0	0	0	1					
<b>Gary Carter, R</b> (1,9) OBP: 0.369, SLG: 0.439	2-2 F7		1-3 K		0-3 K		0-3 K				4-0 1B 2B BB	0-0 4-3	5	1	0	0	1	3	5					
<b>Mike Jorgensen, L</b> (1,3) OBP: 0.356, SLG: 0.390	0-1 G3		0-2 G3			4-2 S BB	1-0 L9				2-3 K		4	0	0	0	1	1	4					
<b>Larry Bittner, L</b> (1,8) OBP: 0.377, SLG: 0.388		4-0 5-3 BB		0-0 F8		1-3 K	1-0 G3				0-0 2B 3B 1B		4	1	1	0	1	1	1					
<b>Larry Parrish, R</b> (1,5) OBP: 0.320, SLG: 0.429		1-2 5-3		0-1 6-3		0-3 K				2-2 F8		0-0 3B 2B	5	1	1	1	0	1	2					
<b>Pete Mackanin, R</b> (1,4) OBP: 0.307, SLG: 0.407		1-1 L3		1-0 CS 1B		2-3 K				0-3 K		0-0 3B	5	0	2	2	0	2	2					
<b>Barry Foote, R</b> (1,2) OBP: 0.231, SLG: 0.293		0-2 F8		2-2 CS		3-2 3-1				0-0 SH2-4 1B		0-0 5-3	5	0	1	0	0	1	2					
<b>Dan Warthen, S</b> (1,1) OBP: 0.120, SLG: 0.083 <b>Donald DeMola, R</b> (11,1) OBP: 0.363, SLG: 0.355 <b>Woodie Fryman, R</b> (12,1) OBP: 0.236, SLG: 0.268			1-0 F9		1-3 K		1-2 SH2-4 1B			0-3 K		1-0 6-3	3	0	0	0	0	2	0					
<b>Inning Stats</b>	R: 0 E: 0 K: 0 S: 11	H: 1 LOB: 1 BB: 0 P: 17	R: 0 E: 0 K: 0 S: 8	H: 0 LOB: 1 BB: 1 P: 14	R: 0 E: 0 K: 1 S: 10	H: 1 LOB: 2 BB: 0 P: 15	R: 0 E: 0 K: 0 S: 6	H: 1 LOB: 0 BB: 0 P: 9	R: 0 E: 0 K: 3 S: 20	H: 2 LOB: 2 BB: 0 P: 24	R: 0 E: 0 K: 3 S: 12	H: 0 LOB: 1 BB: 1 P: 19	R: 0 E: 0 K: 1 S: 5	H: 1 LOB: 1 BB: 0 P: 13	R: 0 E: 0 K: 2 S: 11	H: 0 LOB: 0 BB: 0 P: 13	R: 3 E: 0 K: 1 S: 10	H: 3 LOB: 1 BB: 1 P: 17	R: 0 E: 0 K: 0 S: 7	H: 0 LOB: 0 BB: 0 P: 10	1B: 5 2B: 3 3B: 1 HR: 0	SF: 0 SAC: 1 DP: 0 HBP: 1	WP: 0 PB: 0 SB: 1 CS: 1	PA: 49
<b>PITCHER</b>	IP WLS BF H R ER SO BB IBB HBP BLK WP HR S P ERA WHIP	10.1 4 42 8 3 3 7 8 0 0 0 0 0 1 91 164 2.61 1.065	1.2 W 6 1 0 0 0 0 0 0 0 0 0 0 10 14 0.00 0.600		<b>PITCHER</b>	IP WLS BF H R ER SO BB IBB HBP BLK WP HR S P ERA WHIP	10.1 4 42 8 3 3 7 8 0 0 0 0 0 0 91 164 2.61 1.065	1.2 W 6 1 0 0 0 0 0 0 0 0 0 0 10 14 0.00 0.600																

San Francisco Giants @ Montreal Expos  
 Jarry Park, Montreal, QB  
 Wed Aug 13 1975, 7:05 PM EDT  
 Alt. 14,148 - Unknown

AB 43  
 R 3  
 H 9  
 RBI 3  
 BB 3  
 SO 12  
 LOB 19





Batter	1	2	3	4	5	6	7	8	9	AB	R	H	RBI	BB	SO	LOB	TOP									
<b>Gary Thomasson, L</b> (1, 8) OBP: 0.291, SLG: 0.300	F9		S	G4-6-3 HBP	4-3		F9			4	0	1	0	0	0	5	<b>San Francisco Giants @ Montreal Expos</b> Jarry Park, Montreal, QB Thu Aug 14 1975, 7:05 PM EDT Alt. 8, 184 - Unknown - 79 F									
<b>Derrel Thomas, S</b> (1, 4) OBP: 0.359, SLG: 0.382	G3		F9	G4-6-3		E7		1-3	5	1	1	0	0	0	3											
<b>Bobby Murcer, L</b> (1, 9) OBP: 0.414, SLG: 0.471	3-1		F4	G3				K2-3	4	0	1	1	0	0	2											
<b>Glenn Adams, L</b> (7, 9) OBP: 0.371, SLG: 0.494									1	0	0	0	0	1	0											
<b>Gary Matthews, R</b> (1, 7) OBP: 0.368, SLG: 0.436		6-3	F8		4-3	G4-6-3			4	0	0	0	1	0	2											
<b>Jake Brown, R</b> (8, PR) OBP: 0.300, SLG: 0.324			1-2			1-2			0	0	0	0	0	0	0											
<b>Willie Montanez, L</b> (1, 3) OBP: 0.354, SLG: 0.412									5	3	3	0	0	1	1											
<b>Bruce Miller, R</b> (8, 5) OBP: 0.277, SLG: 0.290									0	0	0	0	0	0	0											
<b>Chris Speier, R</b> (1, 6) OBP: 0.388, SLG: 0.430									1	2	1	0	2	0	0											
<b>Craig Robinson, R</b> (7, PH) OBP: 0.111, SLG: 0.093									2	0	0	0	0	1	0											
<b>Dave Rader, L</b> (1, 2) OBP: 0.383, SLG: 0.419									4	2	2	3	1	2	2	<b>AB</b> 39 <b>R</b> 9 <b>H</b> 12 <b>RBI</b> 7 <b>BB</b> 5 <b>SO</b> 8 <b>LOB</b> 20										
<b>Steve Ontiveros, S</b> (1, 5) OBP: 0.388, SLG: 0.340									4	1	2	1	1	1	0											
<b>Jim Barr, R</b> (1, 1) OBP: 0.121, SLG: 0.107									5	0	1	2	0	2	5											
<b>Inning Stats</b>	R: 0 E: 0 K: 0 S: 6	H: 0 LOB: 0 BB: 0 P: 10	R: 3 E: 0 K: 1 S: 13	H: 3 LOB: 0 BB: 0 P: 23	R: 0 E: 0 K: 0 S: 11	H: 1 LOB: 1 BB: 0 P: 15	R: 4 E: 0 K: 0 S: 13	H: 3 LOB: 1 BB: 2 P: 26	R: 1 E: 1 K: 1 S: 11	H: 1 LOB: 3 BB: 2 P: 27	R: 1 E: 1 K: 0 S: 6	H: 2 LOB: 0 BB: 0 P: 11	R: 0 E: 0 K: 2 S: 8	H: 0 LOB: 1 BB: 1 P: 16	R: 0 E: 0 K: 3 S: 12	H: 0 LOB: 1 BB: 0 P: 19	1B: 10 2B: 1 3B: 0 HR: 1	SF: 0 SAC: 0 DP: 2 HBP: 1	WP: 0 PB: 1 SB: 2 CS: 0	PA: 45						
<b>PITCHER</b>	IP	WLS	BF	H	R	ER	SO	BB	IBB	HBP	BLK	WP	HR	S	P	ERA	WHIP									
<b>Dennis Blair, R</b> (1, 1) ERA: 3.76	3.0	L	17	6	7	0	1	2	0	0	0	0	0	1	37	64	21.00	2.667								
<b>Fred Scherman, L</b> (4, 1) ERA: 4.13	2.0		11	2	1	0	1	2	0	1	0	0	0	17	37	0.00	2.000									
<b>Donald DeMola, R</b> (6, 1) ERA: 4.46	2.0		9	4	1	1	1	0	0	0	0	0	0	18	27	4.50	2.000									
<b>Dale Murray, R</b> (8, 1) ERA: 3.86	2.0		8	0	0	0	5	1	0	0	0	0	0	20	35	0.00	0.500									

Batter	1	2	3	4	5	6	7	8	9	AB	R	H	RBI	BB	SO	LOB	BOTTOM								
<b>Jim Dwyer, L</b> (1, 7) OBP: 0.324, SLG: 0.363	G3						F7			4	0	1	0	0	0	1	<b>San Francisco Giants @ Montreal Expos</b> Jarry Park, Montreal, QB Thu Aug 14 1975, 7:05 PM EDT Alt. 8, 184 - Unknown - 79 F								
<b>Tim Foli, R</b> (1, 6) OBP: 0.289, SLG: 0.298										3	0	1	0	0	0	1									
<b>Pepe Frias, R</b> (7, 6) OBP: 0.176, SLG: 0.161										1	0	0	0	0	0	0									
<b>Gary Carter, R</b> (1, 9) OBP: 0.365, SLG: 0.434	L7									4	0	0	0	0	0	2									
<b>Mike Jorgensen, L</b> (1, 3) OBP: 0.357, SLG: 0.389										3	0	1	0	1	0	0									
<b>Larry Bittner, L</b> (1, 8) OBP: 0.383, SLG: 0.398										4	1	3	0	0	0	0									
<b>Larry Parrish, R</b> (1, 5) OBP: 0.319, SLG: 0.430										4	1	1	0	0	0	2									
<b>Pete Mackanin, R</b> (1, 4) OBP: 0.303, SLG: 0.402										4	0	0	0	0	0	2									
<b>Barry Foote, R</b> (1, 2) OBP: 0.232, SLG: 0.294										3	0	1	0	0	0	0									
<b>Dale Murray, R</b> (8, 1) OBP: 0.333, SLG: 0.143										0	0	0	0	0	0	0									
<b>Bob Bailey, R</b> (9, PH) OBP: 0.386, SLG: 0.358										1	0	1	1	0	0	0									
<b>Dennis Blair, R</b> (1, 1) ERA: 3.76	9.0	W	36	9	2	1	0	1	0	0	0	0	0	0	0	0	<b>AB</b> 35 <b>R</b> 2 <b>H</b> 9 <b>RBI</b> 1 <b>BB</b> 1 <b>SO</b> 0 <b>LOB</b> 10								
<b>Fred Scherman, L</b> (4, 1) ERA: 4.13	2.0		11	2	1	0	1	2	0	1	0	0	0	17	37	0.00	2.000								
<b>Donald DeMola, R</b> (6, 1) ERA: 4.46	2.0		9	4	1	1	1	0	0	0	0	0	0	18	27	4.50	2.000								
<b>Dale Murray, R</b> (8, 1) ERA: 3.86	2.0		8	0	0	0	5	1	0	0	0	0	0	20	35	0.00	0.500								
<b>PITCHER</b>	IP	WLS	BF	H	R	ER	SO	BB	IBB	HBP	BLK	WP	HR	S	P	ERA	WHIP								
<b>Jim Barr, R</b> (1, 1) ERA: 2.57	9.0	W	36	9	2	1	0	1	0	0	0	0	0	63	91	1.00	1.111								





Batter	1	2	3	4	5	6	7	8	9	AB	R	H	RBI	BB	SO	LOB	TOP					
<b>Davey Lopes, R</b> (1.4) OBP: 0.360, SLG: 0.362	3-2 6-3		0-0 1B		2-1 4-3 2B			1-1 F7	2-2 HR	5	1	3	3	0	0	0	<b>Los Angeles Dodgers @ Montreal Expos</b> Jarry Park, Montreal, QB Fri Aug 15 1975, 7:05 PM EDT Att: 16,574 - Unknown - 74 F					
<b>Bill Buckner, L</b> (1.7) OBP: 0.284, SLG: 0.347	3-1 F8		2-3 G3		2-0 4-3			0-0 L8	1-0 1B	5	0	1	1	0	0	3						
<b>Jimmy Wynn, R</b> (1.8) OBP: 0.408, SLG: 0.438	1-3 K			4-2 1B BB	3-2 L6			4-0 E BB BB	1-1 6-3	3	0	0	0	2	1	2						
<b>Steve Garvey, R</b> (1.3) OBP: 0.350, SLG: 0.480		1-3 K		1-3 K		0-1 6-3		4-1 E BB		3	0	0	0	1	2	1						
<b>Willie Crawford, L</b> (1.9) OBP: 0.348, SLG: 0.387	1-0 3-1		1-3 K		3-3 K			2-3 K2-3		4	0	0	0	0	3	3						
<b>Ron Cey, R</b> (1.5) OBP: 0.351, SLG: 0.431	0-2 L3		3-1 1B		1-2 4-3			1-2 2-3	0-0 5-3	4	0	1	0	0	0	0						
<b>Steve Yeager, R</b> (1.2) OBP: 0.316, SLG: 0.355			4-2 FC6-4 BB	2-3 K			1-2 4-3	0-3 K		3	0	0	0	1	2	2						
<b>Bill Russell, R</b> (1.6) OBP: 0.275, SLG: 0.234			1-2 FC6-4 1B SH1-4		0-1 2B 4-3 1B		2-3 K	0-0 BB HR 1B		4	2	2	0	0	1	1						
<b>Don Sutton, R</b> (1.1) OBP: 0.171, SLG: 0.125			1-0 SH1-4		0-2 F3		2-2 G3	4-2 BB HR		1	0	0	0	0	0	1						
<b>Charlie Hough, R</b> (5.1) <b>Leron Lee, L</b> (7. PH) <b>Stan Wall, L</b> (7.1) <b>Lee Lacy, R</b> (9. PH)			1-2					1-2 HR BB		0	0	0	0	0	0	0						
<b>Inning Stats</b>	R: 0 E: 0 K: 1 S: 10	H: 0 LOB: 0 BB: 0 P: 17	R: 0 E: 0 K: 1 S: 8	H: 0 LOB: 0 BB: 0 P: 10	R: 0 E: 0 K: 0 S: 13	H: 1 LOB: 2 BB: 1 P: 21	R: 0 E: 0 K: 3 S: 13	H: 1 LOB: 2 BB: 1 P: 24	R: 1 E: 0 K: 0 S: 12	H: 2 LOB: 1 BB: 0 P: 19	R: 0 E: 0 K: 1 S: 8	H: 0 LOB: 0 BB: 0 P: 12	R: 0 E: 0 K: 1 S: 9	H: 0 LOB: 0 BB: 0 P: 14	R: 0 E: 1 K: 1 S: 7	H: 0 LOB: 2 BB: 2 P: 18	R: 3 E: 0 K: 1 S: 19	H: 3 LOB: 1 BB: 1 P: 27	1B: 5 2B: 1 3B: 0 HR: 1	SF: 0 SAC: 1 DP: 0 HBP: 0	WP: 0 PB: 0 SB: 0 CS: 0	PA: 39
<b>PITCHER</b> <b>Steve Rogers, R</b> (1.1) ERA: 3.09	IP: 9.0 WLS: W BF: 39 H: 7 R: 4 ER: 4 SO: 9	BB: 5 IBB: 0 HBP: 0 BLK: 0	WP: 0 HR: 1 S: 99 P: 162	ERA: 4.00 WHIP: 1.333											ERA: 4.00 WHIP: 1.333							

Batter	1	2	3	4	5	6	7	8	9	AB	R	H	RBI	BB	SO	LOB	BOTTOM			
<b>Jim Dwyer, L</b> (1.7) OBP: 0.324, SLG: 0.355	4-0 SH3 1B BB				0-0 SH5-4	0-3 K	2-0 FC5-4			2	1	0	0	1	2	1	<b>Los Angeles Dodgers @ Montreal Expos</b> Jarry Park, Montreal, QB Fri Aug 15 1975, 7:05 PM EDT Att: 16,574 - Unknown - 74 F			
<b>Bob Bailey, R</b> (7. PH) <b>Tony Scott, S</b> (8.7)		1-3 K			1-2		1-2			1	0	0	0	0	0	1				
<b>Tim Foli, R</b> (1.6) OBP: 0.289, SLG: 0.297	0-0 SH3		0-0 F7		0-1 6-3	0-2 1B		1-0 F9		4	0	1	0	0	0	1				
<b>Mike Jorgensen, L</b> (1.3) OBP: 0.360, SLG: 0.389	4-2 1B BB		2-2 1-3		4-1 2B 2B	1-2 1B		2-3 K		3	1	1	0	2	1	0				
<b>Larry Bittner, L</b> (1.8) <b>Pepe Mangual, R</b> (9. PH)	2-0 G6-4-3 1B		2-0		1-1 2B	0-0 F8		1-1		4	1	3	2	0	0	2				
<b>Larry Parrish, R</b> (1.5) OBP: 0.318, SLG: 0.430	2-2 G6-4-3		1-2 F7		2-1 E 2B	1-1 F7		3-2 6-3		5	1	1	2	0	0	6				
<b>Pete Mackanin, R</b> (1.4) OBP: 0.306, SLG: 0.410		0-3 K2-3		0-0 F3	0-0 E7 1B		3-2 SF8			4	2	2	1	0	1	0				
<b>Gary Carter, R</b> (1.9) OBP: 0.367, SLG: 0.437		3-1 FC6-5 2B		3-3 K	4-2 1B BB		1-0 SF8			2	0	1	1	1	1	0				
<b>Barry Foote, R</b> (1.2) OBP: 0.233, SLG: 0.293		0-2 FC6-5 3B		0-0 6-3	1-0 1B		3-1 F8			4	1	1	1	0	0	1				
<b>Steve Rogers, R</b> (1.1) OBP: 0.333, SLG: 0.275		3-2 1B		0-3 SH5-4 BB	1-2 4-3		4-2 FC5-4 BB			2	1	1	1	2	0	2				
<b>Inning Stats</b>	R: 1 E: 0 K: 0 S: 8	H: 1 LOB: 1 BB: 2 P: 20	R: 1 E: 0 K: 2 S: 14	H: 2 LOB: 1 BB: 0 P: 21	R: 0 E: 0 K: 0 S: 10	H: 1 LOB: 1 BB: 0 P: 15	R: 0 E: 0 K: 1 S: 5	H: 0 LOB: 0 BB: 0 P: 8	R: 5 E: 1 K: 0 S: 16	H: 4 LOB: 2 BB: 3 P: 34	R: 0 E: 0 K: 1 S: 12	H: 2 LOB: 2 BB: 0 P: 14	R: 1 E: 0 K: 0 S: 10	H: 1 LOB: 1 BB: 1 P: 23	R: 0 E: 0 K: 1 S: 13	H: 1 LOB: 1 BB: 0 P: 20	1B: 6 2B: 4 3B: 2 HR: 0	SF: 1 SAC: 2 DP: 1 HBP: 0	WP: 0 PB: 0 SB: 0 CS: 0	PA: 41
<b>PITCHER</b> <b>Don Sutton, R</b> (1.1) ERA: 2.61 <b>Charlie Hough, R</b> (5.1) ERA: 4.18 <b>Stan Wall, L</b> (7.1) ERA: 1.8	IP: 4.2 WLS: L BF: 26 H: 8 R: 7 ER: 7 SO: 3	BB: 5 IBB: 0 HBP: 0 BLK: 0	WP: 0 HR: 0 S: 51 P: 94	ERA: 13.50 WHIP: 2.786											ERA: 13.50 WHIP: 2.786					





Batter	1	2	3	4	5	6	7	8	9	10	AB	R	H	RBI	BB	SO	LOB	TOP								
Davey Lopes, R OBP: 0.358, SLG: 0.360 (1.4)	2-3 K		1-2 1-4-3		2-2 5-3		0-1 5-3			1-1 WP SH1-4 1B	5	0	1	0	0	1	2									
Bill Buckner, L OBP: 0.284, SLG: 0.357 (1.7)	2-2 1-3		2-2 F7		1-1 HR			2-1 4-3		0-1 SH1-4	4	1	1	2	0	0	0									
Jimmy Wynn, R OBP: 0.408, SLG: 0.434 (1.8)	4-1 BB			0-0 E5	1-2 F5			4-2 1B BB		0-0 F5	3	0	0	0	2	0	1									
Steve Garvey, R OBP: 0.347, SLG: 0.475 (1.3)	0-3 K			0-0 E6	1-2 F2		0-2 5-3	0-0 F8		1-3 K	5	0	0	0	0	2	4									
Willie Crawford, L OBP: 0.346, SLG: 0.385 (1.9)		1-2 E4 FC6-4		0-0 F2		0-0 4-3		1-0 1B			4	0	1	0	0	0	2									
Ron Cey, R OBP: 0.348, SLG: 0.427 (1.5)		1-2 F8		1-1 F3		0-0 F8				1-0 E6 4-3 SH1-4 1B	4	0	0	0	0	0	3									
Steve Yeager, R OBP: 0.317, SLG: 0.355 (1.2)		2-0 FC6-4		3-3 K				0-0 SH1-4 1B		0-0 SH1-4	3	0	1	0	0	1	3									
Bill Russell, R OBP: 0.277, SLG: 0.237 (1.6)		0-0 5-3						1-0 SH1-4		1-1 4-3	2	1	1	0	0	0	1									
Leron Lee, L OBP: 0.250, SLG: 0.180 (9. PH)								1-2 SH1-4 1B		2-3 4-3	1	0	0	0	0	0	1									
Rick Auerbach, R OBP: 0.294, SLG: 0.265 (9.6)								1-2 SH1-4 1B		1-2 1-3	0	0	0	0	0	0	0									
Andy Messersmith, R OBP: 0.228, SLG: 0.226 (9. PH)								1-0 F7		1-2 1-3	2	0	0	0	0	0	1									
Manny Mota, R OBP: 0.354, SLG: 0.286 (9.1)			3-1					1-2 SH1-4			1	0	0	0	0	0	1									
Mike Marshall, R OBP: 0.071, SLG: 0.071 (9.1)											0	0	0	0	0	0	0									
<b>Inning Stats</b>	R: 0 E: 0 K: 2 S: 10	H: 0 LOB: 1 BB: 1 P: 18	R: 0 E: 1 K: 0 S: 9	H: 0 LOB: 1 BB: 0 P: 13	R: 0 E: 0 K: 0 S: 10	H: 0 LOB: 0 BB: 0 P: 13	R: 0 E: 2 K: 1 S: 8	H: 0 LOB: 2 BB: 0 P: 12	R: 2 E: 0 K: 0 S: 10	H: 2 LOB: 0 BB: 0 P: 16	R: 0 E: 0 K: 0 S: 5	H: 0 LOB: 0 BB: 0 P: 5	R: 0 E: 0 K: 0 S: 5	H: 1 LOB: 1 BB: 0 P: 7	R: 0 E: 0 K: 0 S: 6	H: 1 LOB: 2 BB: 1 P: 13	R: 0 E: 1 K: 0 S: 7	H: 0 LOB: 1 BB: 0 P: 10	R: 0 E: 0 K: 1 S: 9	H: 1 LOB: 1 BB: 0 P: 11	1B: 4 2B: 0 3B: 0 HR: 1	SF: 0 SAC: 4 DP: 0 HBP: 0	WP: 1 PB: 0 SB: 0 CS: 0	PA: 40		
<b>PITCHER</b>	IP 8.0	WLS 8	BF 32	H 4	R 2	ER 2	SO 3	BB 2	IBB 0	HBP 0	BLK 0	WP 1	HR 1	S 63	P 97	ERA 2.25	WHIP 0.750									
Don Carrithers, R ERA: 2.91 (1.1)																										
Dale Murray, R ERA: 3.75 (9.1)																										

Los Angeles Dodgers @ Montreal Expos  
Jarry Park, Montreal, QB  
Sat Aug 16 1975, 7:05 PM EDT  
Att: 21,682 - Unknown - 79 F

AB 34  
R 2  
H 5  
RBI 2  
BB 2  
SO 4  
LOB 19



Batter	1	2	3	4	5	6	7	8	9	10	AB	R	H	RBI	BB	SO	LOB	BOTTOM								
Jim Dwyer, L OBP: 0.327, SLG: 0.357 (1.7)	3-2 F9			3-3 K		3-1 F8		1-2 1B		2-0 1B	5	0	2	2	0	1	0									
Tim Foli, R OBP: 0.289, SLG: 0.297 (1.6)	2-1 F6			1-1 F3			1-1 1B 4-3 1B	3-H F6			4	1	1	0	0	0	1									
Mike Jorgensen, L OBP: 0.362, SLG: 0.388 (1.3)	3-1 F8			3-2 1B			3-1 F5		4-0 SH1-4 BB		3	0	1	0	1	0	1									
Larry Blittner, L OBP: 0.307, SLG: 0.411 (1.8)		2-1 4-3		1-2 6-3			2-2 4-3 1B		0-0 SH1-4		3	0	1	0	0	0	1									
Larry Parrish, R OBP: 0.315, SLG: 0.425 (1.5)		0-3 K		0-0 5-3			1-2 4-3		1-3 K		4	0	0	1	0	2	2									
Pete Mackanin, R OBP: 0.305, SLG: 0.406 (1.4)		1-0 P5		0-1 1-3			1-2 6-3		4-2 BB		3	0	0	0	1	0	1									
Gary Carter, R OBP: 0.365, SLG: 0.435 (1.9)			1-0 F9		2-1 5-3			1-2 6-3 SH1-4 1B		3-3 K	4	1	1	0	0	1	2									
Barry Foote, R OBP: 0.234, SLG: 0.297 (1.2)			0-0 F9			1-2 6-3		0-0 SH1-4		2-0 1B	3	0	1	0	0	0	0									
Tony Scott, S OBP: 0.259, SLG: 0.239 (10. PR)								1-2 6-3		4-0 1B 2B	0	1	0	0	0	0	0									
Don Carrithers, R OBP: 0.111, SLG: 0.222 (1.1)			2-1 2-3					1-2 6-3			2	0	0	0	0	0	0									
Bob Bailey, R OBP: 0.352, SLG: 0.354 (8. PH)								0-0 P6		1B	1	0	0	0	0	0	1									
Dale Murray, R OBP: 0.333, SLG: 0.143 (9.1)								2-3		1B	0	0	0	0	0	0	0									
Jim Lytle, L OBP: 0.278, SLG: 0.133 (10. PH)										IBB	0	0	0	1	0	0	0									
<b>Inning Stats</b>	R: 0 E: 0 K: 0 S: 8	H: 0 LOB: 0 BB: 0 P: 16	R: 0 E: 0 K: 1 S: 6	H: 0 LOB: 0 BB: 0 P: 9	R: 0 E: 0 K: 0 S: 4	H: 0 LOB: 0 BB: 0 P: 7	R: 0 E: 0 K: 1 S: 14	H: 1 LOB: 1 BB: 0 P: 22	R: 0 E: 0 K: 0 S: 5	H: 0 LOB: 0 BB: 0 P: 7	R: 0 E: 0 K: 0 S: 6	H: 0 LOB: 0 BB: 0 P: 10	R: 1 E: 0 K: 0 S: 15	H: 2 LOB: 1 BB: 0 P: 22	R: 1 E: 0 K: 0 S: 12	H: 2 LOB: 1 BB: 0 P: 15	R: 0 E: 0 K: 2 S: 11	H: 0 LOB: 2 BB: 2 P: 23	R: 1 E: 0 K: 0 S: 2	H: 2 LOB: 2 BB: 1 P: 10	1B: 6 2B: 1 3B: 0 HR: 0	SF: 0 SAC: 2 DP: 0 HBP: 0	WP: 0 PB: 0 SB: 1 CS: 0	PA: 37		
<b>PITCHER</b>	IP 8.0	WLS 8	BF 29	H 5	R 2	ER 2	SO 2	BB 0	IBB 0	HBP 0	BLK 0	WP 0	HR 0	S 70	P 108	ERA 2.25	WHIP 0.625									
Andy Messersmith, R ERA: 2.14 (1.1)																										
Mike Marshall, R ERA: 3.19 (9.1)																										

Los Angeles Dodgers @ Montreal Expos  
Jarry Park, Montreal, QB  
Sat Aug 16 1975, 7:05 PM EDT  
Att: 21,682 - Unknown - 79 F


AB 32  
R 3  
H 7  
RBI 3  
BB 3  
SO 4  
LOB 9





Batter	1	2	3	4	5	6	7	8	9	AB	R	H	RBI	BB	SO	LOB	TOP								
<b>Davey Lopes, R</b> OBP: 0.359, SLG: 0.361 (1, 8)	1-3 K2-3	3-2 5-3			1-1 5-3		2-1 6-3 1-3 1B		0-2 4-1 1B	5	0	2	1	0	1	1	<b>Los Angeles Dodgers @ Montreal Expos</b> Jarry Park, Montreal, QB Sun Aug 17 1975, 3:33 AM EDT Att: 19,125 - Unknown - 75 F								
<b>Bill Buckner, L</b> OBP: 0.279, SLG: 0.351 (1, 7)	1-1 1-3	0-0 F9			0-2 F2		1-1 1-3		0-0 4-1	5	0	0	0	0	0	3									
<b>Lee Lacy, R</b> OBP: 0.379, SLG: 0.500 (1, 4)	0-0 HR		0-1 E3		0-0 6-3		1-0 6-3		0-0 F9	5	1	1	1	0	0	2									
<b>Steve Garvey, R</b> OBP: 0.346, SLG: 0.473 (1, 3)	2-1 F2		0-0 G4-3-6		0-0 6-3		0-0 BB 1B FC5-2 1B		1-1 5-3	4	0	1	0	0	0	2									
<b>Willie Crawford, L</b> OBP: 0.352, SLG: 0.388 (1, 9)		0-0 BB 2B 1B	4-2 FC6-4 BB		2-1 FC5-2 1B		1-3 K			3	1	2	0	1	1	0									
<b>Ron Cey, R</b> OBP: 0.351, SLG: 0.427 (1, 5)	4-1 2B 1-2 E		0-1 FC6-4		4-2 FC5-2 BB		2-1 G3-6-3 1B			2	1	1	0	2	0	1									
<b>Steve Yeager, R</b> OBP: 0.319, SLG: 0.358 (1, 2)	2-1 E 2B			4-1 CS BB		0-2 FC5-2		1-0 G3-6-3		3	1	1	1	1	0	4									
<b>Bill Russell, R</b> OBP: 0.282, SLG: 0.239 (1, 6)	1-0 E8 SH3-4 2H 3H		0-1 6-3		0-1 6-3		1-1 P4		4-2 SH1-4 1B BB	3	1	1	2	1	0	4									
<b>Doug Rau, L</b> OBP: 0.239, SLG: 0.177 (1, 1)	0-1 SH3-4			1-2 4-3		0-3 K		0-0 SH1-4		2	0	0	0	0	1	3									
<b>Mike Marshall, R</b> OBP: 0.071, SLG: 0.071 (8, 1)	2-3							1-2 SH1-4		0	0	0	0	0	0	0									
<b>Inning Stats</b>	R: 1 E: 0 K: 1 S: 8	H: 1 LOB: 0 BB: 0 P: 12	R: 3 E: 1 K: 0 S: 12	H: 3 LOB: 1 BB: 22 P: 22	R: 0 E: 1 K: 0 S: 7	H: 0 LOB: 1 BB: 1 P: 11	R: 0 E: 0 K: 0 S: 6	H: 0 LOB: 0 BB: 1 P: 11	R: 0 E: 0 K: 1 S: 13	H: 2 LOB: 3 BB: 1 P: 20	R: 0 E: 0 K: 0 S: 7	H: 1 LOB: 1 BB: 0 P: 12	R: 0 E: 0 K: 1 S: 6	H: 1 LOB: 0 BB: 1 P: 10	R: 1 E: 0 K: 0 S: 9	H: 1 LOB: 1 BB: 1 P: 13	1B: 7 2B: 1 3B: 0 HR: 1	SF: 0 SAC: 2 DP: 2 HBP: 0	WP: 0 PB: 0 SB: 0 CS: 1	PA: 39					
<b>PITCHER</b>	IP	WLS	BF	H	R	ER	SO	BB	IBB	HBP	BLK	WP	HR	S	P	ERA	WHIP								
<b>Steve Renko, R</b> ERA: 4.59 (1, 1)	7.0	L	31	7	4	4	2	4	0	0	0	0	1	59	95	5.14	1.571								
<b>Donald DeMola, R</b> ERA: 4.4 (8, 1)	1.0		3	1	0	0	1	0	0	0	0	0	0	6	10	0.00	1.000								
<b>Dale Murray, R</b> ERA: 3.82 (9, 1)	1.0		5	1	1	1	0	1	0	0	0	0	0	9	13	9.00	2.000								

AB	32
R	5
H	9
RBI	5
BB	5
SO	3
LOB	20



Batter	1	2	3	4	5	6	7	8	9	AB	R	H	RBI	BB	SO	LOB	BOTTOM								
<b>Pepe Mangual, R</b> OBP: 0.326, SLG: 0.350 (1, 8)	4-0 E BB		2-1 6-3		0-3 K		3-2 6-3		1-1 F7	4	1	0	0	1	1	1	<b>Los Angeles Dodgers @ Montreal Expos</b> Jarry Park, Montreal, QB Sun Aug 17 1975, 3:33 AM EDT Att: 19,125 - Unknown - 75 F								
<b>Tim Foli, R</b> OBP: 0.288, SLG: 0.294 (1, 6)	0-0 5-3		0-2 F8		1-2 F8		4-2 HR BB		0-0 4-3	4	1	0	0	1	0	1									
<b>Gary Carter, R</b> OBP: 0.369, SLG: 0.445 (1, 9)	4-2 E BB		0-2 1B		2-2 F8		2-1 F9		4-2 HR BB	3	1	2	2	1	0	0									
<b>Jose Morales, R</b> OBP: 0.364, SLG: 0.411 (1, 3)	1-0 F8		1-1 F8		2-1 F9		4-2 FC5 SH3-4 BB			3	0	0	0	0	0	2									
<b>Mike Jorgensen, L</b> OBP: 0.363, SLG: 0.388 (8, PH)	1-3 2H									0	0	0	0	1	0	0									
<b>Bob Bailey, R</b> OBP: 0.366, SLG: 0.356 (1, 7)	4-1 BB			1-0 E5		1-2 FC6 1B		0-1 SH3-4		2	0	1	0	1	0	0									
<b>Jim Dwyer, L</b> OBP: 0.327, SLG: 0.357 (8, PH)								1-2 SH3-4		0	0	0	0	0	0	0									
<b>Larry Parrish, R</b> OBP: 0.314, SLG: 0.423 (1, 5)	2-2 L5			2-2 L8		1-1 FC6		2-1 FC5 1B		4	0	1	0	0	0	4									
<b>Pete Mackanin, R</b> OBP: 0.301, SLG: 0.401 (1, 4)		3-2 P4		2-1 F8		0-1 F4		0-0 FC5		4	0	0	0	0	0	3									
<b>Barry Foote, R</b> OBP: 0.234, SLG: 0.296 (1, 2)		2-0 P6		0-0 F8		0-2 F4		0-2 F7		4	0	1	0	0	0	3									
<b>Steve Renko, R</b> OBP: 0.333, SLG: 0.368 (1, 1)		2-3 K			2-3 K		2-2 1-3 1B		3-3 K	2	0	0	0	0	2	0									
<b>Nate Colbert, R</b> OBP: 0.227, SLG: 0.279 (7, PH)										1	0	0	0	0	0	1									
<b>Donald DeMola, R</b> OBP: 0.333, SLG: 0.143 (8, 1)										0	0	0	0	0	0	0									
<b>Dale Murray, R</b> OBP: 0.333, SLG: 0.143 (9, PH)										1	0	0	0	0	1	0									
<b>Larry Blittner, L</b> OBP: 0.386, SLG: 0.410 (9, PH)										0	0	0	0	0	0	0									
<b>Inning Stats</b>	R: 1 E: 1 K: 0 S: 10	H: 0 LOB: 2 BB: 3 P: 25	R: 0 E: 0 K: 1 S: 10	H: 0 LOB: 0 BB: 0 P: 17	R: 0 E: 1 K: 0 S: 10	H: 1 LOB: 1 BB: 0 P: 13	R: 0 E: 1 K: 0 S: 7	H: 0 LOB: 1 BB: 0 P: 12	R: 0 E: 0 K: 2 S: 9	H: 0 LOB: 0 BB: 0 P: 12	R: 0 E: 0 K: 0 S: 10	H: 1 LOB: 1 BB: 0 P: 16	R: 0 E: 0 K: 0 S: 12	H: 1 LOB: 1 BB: 0 P: 17	R: 2 E: 0 K: 0 S: 14	H: 2 LOB: 2 BB: 2 P: 26	R: 0 E: 0 K: 1 S: 6	H: 0 LOB: 0 BB: 0 P: 10	1B: 4 2B: 0 3B: 0 HR: 1	SF: 0 SAC: 1 DP: 0 HBP: 0	WP: 0 PB: 0 SB: 0 CS: 0	PA: 38			
<b>PITCHER</b>	IP	WLS	BF	H	R	ER	SO	BB	IBB	HBP	BLK	WP	HR	S	P	ERA	WHIP								
<b>Doug Rau, L</b> ERA: 3.44 (1, 1)	7.0	W	30	4	3	2	3	4	0	0	0	0	0	72	122	2.57	1.143								
<b>Mike Marshall, R</b> ERA: 3.13 (8, 1)	2.0	S	8	1	0	0	1	1	0	0	0	0	0	16	26	0.00	1.000								

AB	32
R	3
H	5
RBI	2
BB	5
SO	4
LOB	15






Batter	1	2	3	4	5	6	7	8	9	AB	R	H	RBI	BB	SO	LOB	TOP					
Johnny Grubb, L OBP: 0.359, SLG: 0.387	4-2 BB BB		4-0 1B SF9 BB	1-3 K			1-0 4-3			2	1	0	0	2	1	0	<b>San Diego Padres @ Montreal Expos</b> Jarry Park, Montreal, QB Mon Aug 18 1975, 7:05 PM EDT Unknown - 75 F					
Tito Fuentes, S OBP: 0.295, SLG: 0.333	0-0 F8		3-2 1B 1-3 1B		1-1 E 1B 1B		2-0 6-3			4	0	2	0	0	0	1						
Hector Torres, R OBP: 0.313, SLG: 0.350	1-0 F5		1-0 SF9		1-2 E6 G6-4-3 1B			1-2 B1-6-3 1B		3	0	2	1	0	0	1						
Willie McCovey, L OBP: 0.326, SLG: 0.411	4-1 1-2 BB		3-H 2-0 F7		1-3 K			0-1 B1-6-3 1-2 1B		3	0	0	0	1	1	4						
Dave Winfield, R OBP: 0.348, SLG: 0.407	1-1 5-3		1-0 S 1-3 1B		2-1 G6-4-3 1-2 1B			2-3 K		4	0	1	0	0	1	4						
Dick Sharon, R OBP: 0.336, SLG: 0.333		2-3 K	4-2 1-2 BB			3-3 K			2-2 F7	3	0	0	0	1	2	0						
Ted Kubiak, S OBP: 0.288, SLG: 0.247		3-1 1B 2B	2-3 K			1-0 5-3			4-0 BB	3	0	1	0	1	1	3						
Fred Kendall, R OBP: 0.259, SLG: 0.239		2-1 2-H 1B		2-2 5-3		1-2 F8			0-3 K	3	0	1	0	0	0	0						
Gene Locklear, L OBP: 0.363, SLG: 0.429										1	0	0	0	0	1	1						
Dan Spillner, R OBP: 0.293, SLG: 0.200										3	0	0	0	0	3	1						
Dave Tomlin, L OBP: 0.500, SLG: 0.250										0	0	0	0	0	0	0						
Bill Greif, R OBP: 0.290, SLG: 0.331										1	0	0	0	0	0	1						
<b>Inning Stats</b>	R: 0 E: 0 K: 0 S: 8	H: 0 LOB: 2 BB: 2 P: 18	R: 0 E: 0 K: 2 S: 13	H: 2 LOB: 1 BB: 0 P: 23	R: 1 E: 0 K: 1 S: 11	H: 2 LOB: 3 BB: 2 P: 28	R: 0 E: 0 K: 2 S: 10	H: 0 LOB: 0 BB: 0 P: 14	R: 0 E: 1 K: 1 S: 10	H: 2 LOB: 1 BB: 0 P: 15	R: 0 E: 0 K: 1 S: 7	H: 0 LOB: 0 BB: 0 P: 12	R: 0 E: 0 K: 1 S: 5	H: 1 LOB: 0 BB: 0 P: 9	R: 0 E: 0 K: 1 S: 8	H: 0 LOB: 1 BB: 1 P: 15	1B: 6 2B: 1 3B: 0 HR: 0	SF: 1 SAC: 0 DP: 2 HBP: 0	WP: 0 PB: 0 SB: 1 CS: 0	PA: 36		
<b>PITCHER</b>	IP WLS BF H R ER SO BB IBB HBP BLK WP HR S P ERA WHIP	8.0 W 32 7 1 1 9 4 0 0 0 0 0 0 72 130 1.12 1.375	0.1 S 2 0 0 0 0 1 0 0 0 0 0 0 3 9 0.00 3.000	0.2 S 2 0 0 0 1 0 0 0 0 0 0 0 5 6 0.00 0.000																		

AB	30
R	1
H	7
RBI	1
BB	5
SO	10
LOB	16



Batter	1	2	3	4	5	6	7	8	9	AB	R	H	RBI	BB	SO	LOB	BOTTOM				
Jim Lyttle, L OBP: 0.391, SLG: 0.263	4-1 BB BB	1-2 3-1			1-2 G4-6-3 1B		1-2 F5 1B	1-0 WP 1B		4	0	3	1	1	0	1	<b>San Diego Padres @ Montreal Expos</b> Jarry Park, Montreal, QB Mon Aug 18 1975, 7:05 PM EDT Unknown - 75 F				
Jim Dwyer, L OBP: 0.330, SLG: 0.353	4-1 1-2 BB BB		1-2 L9		1-0 F5		2-1 F5	1-2 3-H WP 1B		4	0	1	0	1	0	3					
Mike Jorgensen, L OBP: 0.369, SLG: 0.387	4-2 1-2 2-3 BB		4-2 BB BB		3-2 G4-6-3 1-2 1B		4-1 BB	4-0 FC5-4 IBB		1	0	0	0	4	0	1					
Larry Bittner, L OBP: 0.385, SLG: 0.406	3-3 K		4-0 BB			1-1 3-1	0-0 G3	1-0 FC5-4		2	0	0	0	1	1	3					
Gary Carter, R OBP: 0.397, SLG: 0.442			1-2 BB					1-2 1-2 BB		2	0	0	0	0	0	6					
Larry Parrish, R OBP: 0.313, SLG: 0.421	1-0 L8		1-3 K			1-1 2B 1B		0-2 4-3		4	1	1	0	0	1	5					
Pete Mackanin, R OBP: 0.301, SLG: 0.402	2-2 F9		1-0 F4			0-1 2B		0-0 F9		4	0	1	1	0	0	5					
Barry Foote, R OBP: 0.237, SLG: 0.298		0-0 SH5-3 1B			0-0 G6-3 1B		2-3 K	3-2 E6 BB 1B		4	1	2	0	0	1	0					
Pepe Frias, R OBP: 0.171, SLG: 0.156		0-0 SH5-3			0-1 G6-3			4-2 F5		1	0	0	0	0	0	1					
Bob Bailey, R OBP: 0.394, SLG: 0.354					1-2 1-2 BB			1-2 E BB		1	0	0	0	0	0	0					
Tim Foli, R OBP: 0.289, SLG: 0.294					0-0 F9			1-1 E2		3	0	1	0	0	1	1					
Dan Warthen, S OBP: 0.143, SLG: 0.111					0-0 F9			1-1 E2		1	1	1	1	0	0	0					
Jose Morales, R OBP: 0.418, SLG: 0.418								1-1 E2		0	0	0	0	0	0	0					
Fred Scherman, L OBP: 0.125, SLG: 0.133								1-1 E2		0	0	0	0	0	0	0					
Dale Murray, R OBP: 0.333, SLG: 0.143								1-1 E2		0	0	0	0	0	0	0					
<b>Inning Stats</b>	R: 0 E: 0 K: 1 S: 12	H: 0 LOB: 3 BB: 3 P: 30	R: 0 E: 0 K: 1 S: 10	H: 1 LOB: 0 BB: 0 P: 14	R: 0 E: 0 K: 1 S: 10	H: 0 LOB: 2 BB: 2 P: 21	R: 0 E: 0 K: 0 S: 4	H: 1 LOB: 0 BB: 0 P: 4	R: 0 E: 0 K: 0 S: 8	H: 1 LOB: 0 BB: 0 P: 13	R: 1 E: 0 K: 1 S: 9	H: 2 LOB: 0 BB: 0 P: 13	R: 0 E: 0 K: 0 S: 12	H: 2 LOB: 3 BB: 1 P: 22	R: 3 E: 2 K: 0 S: 17	H: 3 LOB: 3 BB: 2 P: 32	1B: 9 2B: 1 3B: 0 HR: 0	SF: 0 SAC: 1 DP: 2 HBP: 0	WP: 1 PB: 0 SB: 0 CS: 0	PA: 40	
<b>PITCHER</b>	IP WLS BF H R ER SO BB IBB HBP BLK WP HR S P ERA WHIP	6.2 L 5 0 2 1 0 1 0 0 0 0 0 10 17 9.00 1.000	0.1 S 5 3 1 0 0 0 1 0 0 0 1 0 8 16 0.00 9.000																		

AB	31
R	4
H	10
RBI	3
BB	8
SO	4
LOB	26





Batter	1	2	3	4	5	6	7	8	9	AB	R	H	RBI	BB	SO	LOB	TOP					
<b>Johnny Grubb, L</b> OBP: 0.355, SLG: 0.382 (1, 8)	F7	4-3		F8		K		3-1		5	0	0	0	0	1	2						
<b>Tito Fuentes, S</b> OBP: 0.299, SLG: 0.335 (1, 4)	E5 1B		L5		E7 1B			FC6-4 1B		5	1	3	0	0	0	0						
<b>Hector Torres, R</b> OBP: 0.308, SLG: 0.344 (1, 6)	K		6-3		SH1-3-5 2-H		F8	FC6-4 1-2		4	0	0	0	0	1	3						
<b>Dave Winfield, R</b> OBP: 0.353, SLG: 0.410 (1, 9)	1B 1B				HBP 1B			SH3-4 1B		4	3	3	0	1	0	0						
<b>Dick Sharon, R</b> OBP: 0.349, SLG: 0.343 (1, 7)	1B 1-2 3-H		K		HBP 1B		SH3-4	4-3 1B		3	1	2	1	1	1	1						
<b>Bobby Tolan, L</b> OBP: 0.296, SLG: 0.335 (1, 3)					SH5-4 1B		FC5 1B	4-3		4	0	3	2	0	0	1						
<b>Ted Kubiak, S</b> OBP: 0.296, SLG: 0.253 (1, 5)	L5				SH5-4 1B		FC5 1B	F9		4	0	2	2	1	0	3						
<b>Bob Davis, R</b> OBP: 0.200, SLG: 0.157 (9, PH)			5-3		FC5 2-3		4-3	FC4-6 IBB		4	0	0	0	0	1	5						
<b>Gene Locklear, L</b> OBP: 0.391, SLG: 0.426 (9, 2)					FC5 2-3			FC4-6 1-2		1	0	0	0	0	0	2						
<b>Randy Hundley, R</b> OBP: 0.286, SLG: 0.296 (1, 1)			K		SH5-4 1-2 2-3		6-3	4-3		3	0	0	0	0	1	0						
<b>Rich Folkers, L</b> OBP: 0.259, SLG: 0.240 (1, 1)			K																			
<b>Inning Stats</b>	R: 2 E: 1 K: 1 S: 17	H: 3 LOB: 2 BB: 0 P: 25	R: 0 E: 0 K: 1 S: 7	H: 0 LOB: 0 BB: 0 P: 10	R: 0 E: 0 K: 1 S: 7	H: 1 LOB: 1 BB: 0 P: 12	R: 0 E: 0 K: 1 S: 10	H: 2 LOB: 2 BB: 0 P: 18	R: 2 E: 1 K: 0 S: 10	H: 2 LOB: 2 BB: 2 P: 25	R: 0 E: 0 K: 1 S: 8	H: 1 LOB: 1 BB: 0 P: 13	R: 1 E: 0 K: 0 S: 12	H: 2 LOB: 1 BB: 0 P: 15	R: 0 E: 0 K: 0 S: 6	H: 1 LOB: 1 BB: 0 P: 7	R: 0 E: 0 K: 0 S: 8	H: 1 LOB: 2 BB: 1 P: 14	1B: 13 2B: 1 3B: 0 HR: 0	SF: 0 SAC: 3 DP: 1 HBP: 1	WP: 0 PB: 0 SB: 1 CS: 0	PA: 44
<b>PITCHER</b>	IP	WLS	BF	H	R	ER	SO	BB	IBB	HBP	BLK	WP	HR	S	P	ERA	WHIP					
<b>Woodie Fryman, L</b> ERA: 2.98 (1, 1)	5.0	L	26	8	4	2	4	2	0	1	0	0	0	51	90	3.60	2.000					
<b>Donald DeMola, R</b> ERA: 4.41 (6, 1)	2.0		9	3	1	1	1	0	0	0	0	0	0	20	28	4.50	1.500					
<b>Chuck Taylor, R</b> ERA: 3.94 (8, 1)	2.0		9	2	0	0	0	0	1	0	0	0	0	14	21	0.00	1.000					

San Diego Padres @ Montreal Expos  
Jarry Park, Montreal, QB  
Mon Aug 18 1975, 7:05 PM EDT  
Att: 15,232 - Unknown


AB 37  
R 5  
H 13  
RBI 5  
BB 3  
SO 5  
LOB 17



Batter	1	2	3	4	5	6	7	8	9	AB	R	H	RBI	BB	SO	LOB	BOTTOM					
<b>Pepe Manguat, R</b> OBP: 0.329, SLG: 0.351 (1, 8)	K						5-3			4	0	2	0	0	1	0						
<b>Tim Foli, R</b> OBP: 0.287, SLG: 0.291 (1, 6)	K		F6		F5		F4			4	0	0	0	0	1	3						
<b>Gary Carter, R</b> OBP: 0.366, SLG: 0.439 (1, 9)	K				F7			F7		3	0	0	0	1	1	2						
<b>Jose Morales, R</b> OBP: 0.365, SLG: 0.411 (1, 3)			F9		FC6-4 1-2			6-3		4	1	1	0	0	0	1						
<b>Bob Bailey, R</b> OBP: 0.386, SLG: 0.359 (1, 7)			F8		FC5-4 BB		E7 G6-4-3 2B	6-3		3	1	1	0	1	0	0						
<b>Larry Parrish, R</b> OBP: 0.315, SLG: 0.423 (1, 5)					K		G6-4-3 BB			3	0	1	0	1	1	2						
<b>Pete Mackanin, R</b> OBP: 0.297, SLG: 0.397 (1, 4)			K		FC5-4 1-2		G6-4-3 BB	F7		4	0	0	0	0	1	4						
<b>Barry Foote, R</b> OBP: 0.237, SLG: 0.298 (1, 2)					F4		F8	5-3		4	0	1	0	0	0	0						
<b>Woodie Fryman, R</b> OBP: 0.233, SLG: 0.262 (5, PH)					L7					1	0	0	0	0	0	0						
<b>Nate Colbert, R</b> OBP: 0.226, SLG: 0.277 (6, 1)					K					1	0	0	0	0	1	1						
<b>Donald DeMola, R</b> (6, 1)										0	0	0	0	0	0	0						
<b>Steve Renko, R</b> OBP: 0.326, SLG: 0.359 (7, PH)										1	0	0	0	0	1	0						
<b>Chuck Taylor, R</b> (8, 1)										0	0	0	0	0	1	0						
<b>Inning Stats</b>	R: 0 E: 0 K: 3 S: 9	H: 0 LOB: 0 BB: 0 P: 12	R: 0 E: 0 K: 1 S: 7	H: 1 LOB: 1 BB: 0 P: 11	R: 0 E: 0 K: 0 S: 5	H: 1 LOB: 1 BB: 0 P: 6	R: 0 E: 1 K: 1 S: 8	H: 0 LOB: 2 BB: 2 P: 19	R: 0 E: 0 K: 0 S: 10	H: 2 LOB: 0 BB: 0 P: 14	R: 2 E: 1 K: 0 S: 5	H: 2 LOB: 0 BB: 1 P: 13	R: 0 E: 0 K: 1 S: 8	H: 0 LOB: 0 BB: 0 P: 11	R: 0 E: 0 K: 0 S: 9	H: 0 LOB: 0 BB: 0 P: 16	R: 0 E: 0 K: 0 S: 4	H: 0 LOB: 0 BB: 0 P: 5	1B: 4 2B: 2 3B: 0 HR: 0	SF: 0 SAC: 0 DP: 1 HBP: 0	WP: 0 PB: 0 SB: 0 CS: 0	PA: 35
<b>PITCHER</b>	IP	WLS	BF	H	R	ER	SO	BB	IBB	HBP	BLK	WP	HR	S	P	ERA	WHIP					
<b>Rich Folkers, L</b> ERA: 4.52 (1, 1)	9.0	W	35	6	2	1	7	3	0	0	0	0	0	65	107	1.00	1.000					

San Diego Padres @ Montreal Expos  
Jarry Park, Montreal, QB  
Mon Aug 18 1975, 7:05 PM EDT  
Att: 15,232 - Unknown

AB 32  
R 2  
H 6  
RBI 0  
BB 3  
SO 7  
LOB 13





Batter	1	2	3	4	5	6	7	8	9	AB	R	H	RBI	BB	SO	LOB	TOP			
<b>Johnny Grubb, L</b> (1, 8) OBP: 0.352, SLG: 0.378	1-3 <b>K</b>		2-1 5-3		2-1 F8		0-3 <b>K</b>		3-2 4-3	5	0	0	0	0	2	4				
<b>Tito Fuentes, S</b> (1, 4) OBP: 0.303, SLG: 0.338	0-2 F8			3-1 1B 1B		4-2 WP BB		3-2 FC6-4 1B		3	0	2	0	1	0	0				
<b>Hector Torres, R</b> (1, 6) OBP: 0.303, SLG: 0.339	1-0 6-3			0-3 <b>K</b>		1-3 <b>K</b>		0-2 FC6-4 1B		4	0	0	0	0	2	3				
<b>Willie McCovey, L</b> (1, 3) OBP: 0.328, SLG: 0.412		2-1 F8		2-2 1-3 1B		2-3 <b>K</b>		3-1 1B		4	0	2	0	0	1	1				
<b>Dave Winfield, R</b> (1, 9) OBP: 0.352, SLG: 0.409		2-2 E6 4-3 1B		0-2 1-3		2-3 <b>K</b>		3-1 F9		4	0	1	0	0	1	5				
<b>Bobby Tolan, L</b> (1, 7) OBP: 0.296, SLG: 0.334		1-2 4-3		0-2 L8				0-3 1B 1B G1-2-3 1B		4	0	1	0	0	1	5				
<b>Ted Kubiak, S</b> (1, 5) OBP: 0.306, SLG: 0.260		0-1 1-3			4-1 4-3 BB			3-2 G1-2-3 1B 1B		3	0	2	0	1	0	1				
<b>Bob Davis, R</b> (1, 2) OBP: 0.220, SLG: 0.182			0-0 6-3		3-3 <b>K</b>			1-1 G1-2-3 1B		4	0	2	0	0	1	1				
<b>Joe McIntosh, S</b> (1, 1) OBP: 0.265, SLG: 0.262			2-2 1-3		2-2 4-3			0-0 G1-2-3		2	0	0	0	0	0	1				
<b>Gene Locklear, L</b> (7, PH) OBP: 0.360, SLG: 0.424					1-2 4-3			1-2 2-3 3-H		1	0	0	0	0	0	3				
<b>Dave Tomlin, L</b> (7, PH) OBP: 0.500, SLG: 0.250								1-2 2-3		0	0	0	0	0	0	0				
<b>Dick Sharon, R</b> (9, PH) OBP: 0.346, SLG: 0.339								1-2 2-3		1	0	0	0	0	0	2				
<b>Inning Stats</b>	R: 0 E: 0 K: 1 S: 7	H: 0 LOB: 0 BB: 0 P: 9	R: 0 E: 1 K: 0 S: 10	H: 1 LOB: 1 BB: 0 P: 15	R: 0 E: 0 K: 0 S: 6	H: 0 LOB: 0 BB: 0 P: 10	R: 0 E: 0 K: 1 S: 15	H: 2 LOB: 2 BB: 0 P: 20	R: 0 E: 0 K: 3 S: 12	H: 0 LOB: 1 BB: 1 P: 20	R: 0 E: 0 K: 3 S: 12	H: 3 LOB: 3 BB: 0 P: 19	R: 0 E: 0 K: 1 S: 15	H: 2 LOB: 2 BB: 0 P: 24	R: 0 E: 0 K: 0 S: 11	H: 2 LOB: 1 BB: 0 P: 20	1B: 10 2B: 2 3B: 0 HR: 0	SF: 0 SAC: 0 DP: 2 HBP: 0	WP: 1 PB: 0 SB: 0 CS: 0	PA: 37
<b>PITCHER</b> <b>Steve Rogers, R</b> (1, 1) ERA: 2.94	IP: 9.0 WLS: W BF: 37 H: 10 R: 0 ER: 0 SO: 8 BB: 2 IBB: 0 HBP: 0 BLK: 0 WP: 1 HR: 0 S: 97 P: 158 ERA: 0.00 WHIP: 1.333															<b>PITCHER</b>				

San Diego Padres @ Montreal Expos  
Jarry Park, Montreal, QB  
Tue Aug 19 1975, 7:05 PM EDT  
Att: 12,114 - Unknown - 68 F

AB	35
R	0
H	10
RBI	0
BB	2
SO	8
LOB	26



Batter	1	2	3	4	5	6	7	8	9	AB	R	H	RBI	BB	SO	LOB	BOTTOM			
<b>Jim Lyttle, L</b> (1, 8) OBP: 0.407, SLG: 0.273	3-2 E7 PB SH5-3 2B				4-1 SH1-4 2B BB	2-2 F8				3	2	1	0	1	0	0				
<b>Jim Dwyer, L</b> (1, 7) OBP: 0.333, SLG: 0.350	0-0 SH5-3	0-0 F9			0-0 SH1-4		4-1 G1-6-3 BB			1	0	0	0	1	0	1				
<b>Mike Jorgensen, L</b> (1, 3) OBP: 0.367, SLG: 0.384	1-0 F8		1-0 F8		4-1 2B BB		1-1 B1			3	0	0	0	1	0	2				
<b>Larry Bittner, L</b> (1, 9) OBP: 0.387, SLG: 0.409	4-0 2B BB		2-2 F8		1-2 2B		1-2 G1-6-3			3	1	1	1	1	0	1				
<b>Larry Parrish, R</b> (1, 5) OBP: 0.317, SLG: 0.425	1-2 E 2B		1-2 F4		4-0 IBB		1-0 6-3			3	1	1	2	1	0	0				
<b>Pete Mackanin, R</b> (1, 4) OBP: 0.297, SLG: 0.404	0-1 E6			0-0 5-3	2-0 F5		0-0 HR			4	1	1	1	0	0	3				
<b>Tim Foli, R</b> (1, 6) OBP: 0.284, SLG: 0.289	2-1 5-3			0-0 F7	0-2 4-3		2-0 F9			4	0	0	0	0	0	4				
<b>Barry Foote, R</b> (1, 2) OBP: 0.237, SLG: 0.295		2-1 F9		4-2 FC6-4 BB		1-1 5-3		0-1 E5		3	0	0	0	1	0	0				
<b>Steve Rogers, R</b> (1, 1) OBP: 0.313, SLG: 0.255		1-3 <b>K</b>		0-0 FC6-4		0-1 F4		0-2 G3		4	0	0	0	0	1	2				
<b>Inning Stats</b>	R: 3 E: 2 K: 0 S: 12	H: 1 LOB: 1 BB: 1 P: 23	R: 0 E: 0 K: 1 S: 8	H: 1 LOB: 1 BB: 0 P: 11	R: 0 E: 0 K: 0 S: 8	H: 0 LOB: 0 BB: 0 P: 12	R: 0 E: 0 K: 0 S: 5	H: 0 LOB: 1 BB: 1 P: 9	R: 1 E: 0 K: 0 S: 10	H: 1 LOB: 3 BB: 3 P: 25	R: 0 E: 0 K: 0 S: 7	H: 0 LOB: 0 BB: 0 P: 10	R: 0 E: 0 K: 0 S: 6	H: 0 LOB: 1 BB: 1 P: 12	R: 1 E: 1 K: 0 S: 8	H: 1 LOB: 1 BB: 0 P: 11	1B: 1 2B: 2 3B: 0 HR: 1	SF: 0 SAC: 2 DP: 1 HBP: 0	WP: 0 PB: 1 SB: 0 CS: 0	PA: 36
<b>PITCHER</b> <b>Joe McIntosh, R</b> (1, 1) ERA: 3.33	IP: 6.0 WLS: L BF: 28 H: 3 R: 4 ER: 1 SO: 1 BB: 4 IBB: 0 HBP: 0 BLK: 0 WP: 0 HR: 0 S: 50 P: 90 ERA: 1.50 WHIP: 1.167															<b>PITCHER</b>				
<b>Dave Tomlin, L</b> (7, 1) ERA: 3.69	IP: 2.0 WLS: L BF: 8 H: 1 R: 1 ER: 1 SO: 0 BB: 1 IBB: 0 HBP: 0 BLK: 0 WP: 0 HR: 1 S: 14 P: 23 ERA: 4.50 WHIP: 1.000															<b>PITCHER</b>				

San Diego Padres @ Montreal Expos  
Jarry Park, Montreal, QB  
Tue Aug 19 1975, 7:05 PM EDT  
Att: 12,114 - Unknown - 68 F

AB	28
R	5
H	4
RBI	4
BB	6
SO	1
LOB	13





Batter	1	2	3	4	5	6	7	8	9	AB	R	H	RBI	BB	SO	LOB	TOP										
<b>Enzo Hernandez, R</b> OBP: 0.281, SLG: 0.267 (1, 6)	F9	1-3			1B HR	5-3	2B		L9	6	1	2	3	0	0	2											
<b>Tito Fuentes, S</b> OBP: 0.306, SLG: 0.342 (1, 4)	BB FC3-2		4-3		1B HR	5-3				5	1	3	0	0	0	1											
<b>Gene Locklear, L</b> OBP: 0.370, SLG: 0.444 <b>Don Hahn, R</b> OBP: 0.357, SLG: 0.190 (1, 7) (9, 8)	FC3-2 BB			G3 HBP	1B HR			E4 BB 1B		3	1	2	4	1	0	0											
<b>Willie McCovey, L</b> OBP: 0.329, SLG: 0.410 (1, 3)	FC3-2 BB		G3		F9	F3		BB 1B		4	0	1	0	1	0	3											
<b>Dave Winfield, R</b> OBP: 0.350, SLG: 0.405 (1, 9)	FC3-2		4-3		L4		F8	G5-4-3 BB		4	0	0	0	1	0	4											
<b>Bobby Tolan, L</b> OBP: 0.292, SLG: 0.330 (1, 8) (9, 7)	1-3			1-3	F7		F6	F4		5	0	0	0	0	0	6											
<b>Ted Kubiak, S</b> OBP: 0.308, SLG: 0.260 (1, 5)		K		1-3		2B 6-3	BB 2B	G5-4-3		4	2	1	0	1	1	3											
<b>Fred Kendall, R</b> OBP: 0.266, SLG: 0.247 (1, 2)		6-3			BB	1B 1B	BB 2B	F3		4	2	2	0	1	0	0											
<b>Randy Jones, R</b> OBP: 0.152, SLG: 0.156 (6, PH) <b>Randy Hundley, R</b> OBP: 0.265, SLG: 0.294 <b>Jerry Johnson, R</b> OBP: 0.100, SLG: 0.200 <b>Dick Sharon, R</b> OBP: 0.351, SLG: 0.339 <b>Danny Frisella, L</b> OBP: 0.351, SLG: 0.339 (1, 1) (6, PH) (6, 1) (7, PH) (7, 1)			4-3		6-3	2B	BB	K		2	0	1	0	0	0	1											
<b>Inning Stats</b>	R: 0 E: 0 K: 0 S: 11	H: 1 LOB: 3 BB: 2 P: 24	R: 0 E: 0 K: 1 S: 11	H: 1 LOB: 1 BB: 0 P: 17	R: 0 E: 0 K: 0 S: 5	H: 0 LOB: 1 BB: 0 P: 11	R: 0 E: 0 K: 0 S: 9	H: 0 LOB: 1 BB: 1 P: 18	R: 3 E: 0 K: 0 S: 11	H: 3 LOB: 0 BB: 0 P: 17	R: 2 E: 0 K: 0 S: 17	H: 4 LOB: 2 BB: 0 P: 25	R: 3 E: 0 K: 0 S: 17	H: 2 LOB: 1 BB: 2 P: 32	R: 0 E: 1 K: 0 S: 5	H: 1 LOB: 2 BB: 1 P: 9	R: 0 E: 0 K: 1 S: 9	H: 0 LOB: 0 BB: 0 P: 11	1B: 8 2B: 3 3B: 0 HR: 1	SF: 0 SAC: 0 DP: 1 HBP: 1	WP: 0 PB: 0 SB: 0 CS: 0	PA: 46					
<b>PITCHER</b>	IP	WLS	BF	H	R	ER	SO	BB	IBB	HBP	BLK	WP	HR	S	P	ERA	WHIP										
<b>Don Carrithers, R</b> ERA: 3.69 (1, 1)	5.0		26	7	5	5	1	3	0	1	0	0	1	50	93	9.00	2.000										
<b>Dale Murray, R</b> ERA: 3.75 (6, 1)	0.2		4	2	0	0	0	0	0	0	0	0	0	13	17	0.00	3.000										
<b>Woodie Fryman, L</b> ERA: 3.16 (6, 1)	1.0	L	7	2	3	3	0	2	0	0	0	0	0	17	33	27.00	4.000										
<b>Fred Scherman, L</b> ERA: 4.04 (7, 1)	1.1		6	1	0	0	0	1	0	0	0	0	0	6	10	0.00	1.500										
<b>Donald DeMola, R</b> ERA: 4.35 (9, 1)	1.0		3	0	0	0	1	0	0	0	0	0	0	9	11	0.00	0.000										

**San Diego Padres @ Montreal Expos**  
**Jarry Park, Montreal, QB**  
 Wed Aug 20 1975, 7:05 PM EDT  
 Att: 12,470 - Unknown - 70 F

AB	39
R	8
H	12
RBI	8
BB	6
SO	2
LOB	21



Batter	1	2	3	4	5	6	7	8	9	AB	R	H	RBI	BB	SO	LOB	BOTTOM										
<b>Pepe Mangual, R</b> OBP: 0.330, SLG: 0.349 (1, 8)	1-3		F8	FC6-4					F8 WP SF8	3	1	0	0	2	0	1											
<b>Tim Foli, R</b> OBP: 0.286, SLG: 0.291 <b>Larry Blittner, L</b> OBP: 0.386, SLG: 0.408 (1, 6) (9, PH)	FC6-4 BB		6-3		2B	F7			F8	3	2	1	0	1	0	1											
<b>Pete Mackanin, R</b> OBP: 0.301, SLG: 0.410 (1, 4)	FC6-4 BB			S	SF8		K		SF8	3	1	2	2	1	1	0											
<b>Jose Morales, R</b> OBP: 0.355, SLG: 0.398 <b>Mike Jorgensen, L</b> OBP: 0.306, SLG: 0.382 (1, 3) (6, 3)	FC6-4		5-3		6-3		G3		F8	3	0	0	0	0	0	4											
<b>Bob Bailey, R</b> OBP: 0.393, SLG: 0.359 (1, 7)				1-3 E	SF8					0	1	0	1	3	0	0											
<b>Larry Parrish, R</b> OBP: 0.319, SLG: 0.426 (1, 5)	F9			1-3 E	FC6-4		F9			4	1	2	0	0	0	3											
<b>Gary Carter, R</b> OBP: 0.363, SLG: 0.435 (1, 9) (9, 2)		6-3		1-3	FC6-4			B5-3		4	0	0	0	0	0	3											
<b>Barry Foote, R</b> OBP: 0.235, SLG: 0.293 <b>Jim Dwyer, L</b> OBP: 0.331, SLG: 0.346 (1, 2) (9, PH) (9, 9)		1-3		F4		K		6-3		3	0	0	0	0	1	0											
<b>Don Carrithers, R</b> ERA: 3.69 (1, 1) <b>Dale Murray, R</b> ERA: 3.75 (6, 1) <b>Woodie Fryman, L</b> ERA: 3.16 (6, 1) <b>Fred Scherman, L</b> ERA: 4.04 (7, 1) <b>Jim Lytle, L</b> OBP: 0.309, SLG: 0.260 <b>Donald DeMola, R</b> ERA: 4.35 (9, 1)		F8			FC6-4			F6		2	0	1	0	0	0	0											
<b>Inning Stats</b>	R: 1 E: 0 K: 0 S: 8	H: 0 LOB: 2 BB: 3 P: 24	R: 0 E: 0 K: 0 S: 6	H: 0 LOB: 0 BB: 0 P: 8	R: 0 E: 0 K: 0 S: 12	H: 1 LOB: 1 BB: 0 P: 20	R: 2 E: 1 K: 0 S: 10	H: 2 LOB: 1 BB: 1 P: 19	R: 2 E: 0 K: 1 S: 12	H: 3 LOB: 1 BB: 0 P: 18	R: 0 E: 0 K: 1 S: 8	H: 0 LOB: 1 BB: 1 P: 16	R: 0 E: 0 K: 1 S: 7	H: 0 LOB: 1 BB: 1 P: 15	R: 0 E: 0 K: 0 S: 6	H: 0 LOB: 0 BB: 0 P: 8	R: 1 E: 0 K: 0 S: 10	H: 0 LOB: 0 BB: 1 P: 20	1B: 4 2B: 2 3B: 0 HR: 0	SF: 2 SAC: 0 DP: 0 HBP: 0	WP: 1 PB: 0 SB: 4 CS: 0	PA: 40					
<b>PITCHER</b>	IP	WLS	BF	H	R	ER	SO	BB	IBB	HBP	BLK	WP	HR	S	P	ERA	WHIP										
<b>Randy Jones, L</b> ERA: 2.1 (1, 1)	5.0		25	6	5	3	0	4	0	0	0	0	0	8	16	0.00	1.000										
<b>Jerry Johnson, R</b> ERA: 3.66 (6, 1)	1.0	W	4	0	0	0	1	1	0	0	0	0	0	8	16	0.00	1.000										
<b>Danny Frisella, R</b> ERA: 3.11 (7, 1)	3.0	S	11	0	1	1	1	2	0	0	0	1	0	23	43	3.00	0.667										

**San Diego Padres @ Montreal Expos**  
**Jarry Park, Montreal, QB**  
 Wed Aug 20 1975, 7:05 PM EDT  
 Att: 12,470 - Unknown - 70 F

AB	31
R	6
H	6
RBI	3
BB	7
SO	2
LOB	13













Batter	1	2	3	4	5	6	7	8	9	AB	R	H	RBI	BB	SO	LOB	TOP				
Jim Lyttle, L OBP: 0.341, SLG: 0.257 (1,8)	1-3		G3			F7		1B	F8	5	1	1	0	0	0	0	<b>Montreal Expos @ Los Angeles Dodgers</b> Dodger Stadium, Los Angeles, CA Sat Aug 23 1975, 7:05 PM PDT Att: 35,050 - Unknown <a href="http://livebaseballscores.com">livebaseballscores.com</a>				
Jim Dwyer, L OBP: 0.326, SLG: 0.330 (1,7)	F8				F8	BB		1B	K	4	1	1	0	1	1	0					
Mike Jorgensen, L OBP: 0.369, SLG: 0.388 (1,3)	F3			HR		F4		G3		4	1	1	1	0	0	3					
Larry Bittner, L OBP: 0.392, SLG: 0.430 (1,9)		HR						1B	FC	4	2	3	2	0	1	0					
Larry Parrish, R OBP: 0.314, SLG: 0.432 (1,5)	5-3			6-3		5-3		FC		4	0	0	1	0	0	2					
Gary Carter, R OBP: 0.356, SLG: 0.426 (1,2)	K				4-3		1B	F5		3	0	0	0	1	1	2					
Pete Mackanin, R OBP: 0.295, SLG: 0.399 (1,4)	K2-3				6-3		K			4	0	1	1	0	2	2					
Tim Foli, R OBP: 0.281, SLG: 0.286 (1,6)			5-3		6-3		FC4-6	5-3		4	0	1	0	0	0	2					
Steve Renko, R OBP: 0.304, SLG: 0.333 (1,1)			5-3			F8				3	0	0	0	0	0	3					
Dale Murray, R OBP: 0.364, SLG: 0.222 (7,1)						FC4-6		K		1	0	0	0	0	1	0					
<b>Inning Stats</b>	R: 0 E: 0 K: 0 S: 8	H: 0 LOB: 0 BB: 0 P: 12	R: 1 E: 0 K: 2 S: 13	H: 1 LOB: 0 BB: 0 P: 17	R: 0 E: 0 K: 1 S: 6	H: 0 LOB: 0 BB: 0 P: 9	R: 1 E: 0 K: 1 S: 7	H: 1 LOB: 0 BB: 0 P: 12	R: 0 E: 0 K: 0 S: 5	H: 0 LOB: 1 BB: 1 P: 8	R: 0 E: 0 K: 1 S: 10	H: 2 LOB: 2 BB: 1 P: 17	R: 3 E: 0 K: 0 S: 18	H: 4 LOB: 2 BB: 0 P: 26	R: 0 E: 0 K: 2 S: 10	H: 0 LOB: 0 BB: 0 P: 13	1B: 5 2B: 1 3B: 0 HR: 2	SF: 0 SAC: 0 DP: 0 HBP: 0	WP: 0 PB: 0 CS: 0	PA: 38	
<b>PITCHER</b>	IP	WLS	BF	H	R	ER	SO	BB	IBB	HBP	BLK	WP	HR	S	P	ERA	WHIP				
Rick Rhoden, R ERA: 3.86 (1,1)	6.0		21	2	2	2	3	1	0	0	0	0	2	49	76	3.00	0.500				
Charlie Hough, R ERA: 3.52 (7,1)	1.0		6	2	0	0	1	1	0	0	0	0	0	10	17	0.00	3.000				
Mike Marshall, R ERA: 3.13 (8,1)	1.0	L	8	4	3	3	0	0	0	0	0	0	0	18	26	27.00	4.000				
Stan Wall, L ERA: 1.5 (9,1)	1.0		3	0	0	0	2	0	0	0	0	0	0	10	13	0.00	0.000				

Batter	1	2	3	4	5	6	7	8	9	AB	R	H	RBI	BB	SO	LOB	BOTTOM					
Davey Lopes, R OBP: 0.355, SLG: 0.355 (1,4)	F5		E6		F7		1B		G3	5	1	2	0	0	0	0	<b>Montreal Expos @ Los Angeles Dodgers</b> Dodger Stadium, Los Angeles, CA Sat Aug 23 1975, 7:05 PM PDT Att: 35,050 - Unknown <a href="http://livebaseballscores.com">livebaseballscores.com</a>					
John Hata, L OBP: 0.310, SLG: 0.391 (1,9)	FC4-6		K		K2-3		F9		F7	5	0	1	0	0	2	3						
Jimmy Wynn, R OBP: 0.405, SLG: 0.425 (1,8)	FC4-6		F5				1B			3	0	1	1	1	0	2						
Steve Garvey, R OBP: 0.340, SLG: 0.461 (1,3)	FC6-4		5-3		L9					4	0	1	1	0	0	3						
Willie Crawford, L OBP: 0.347, SLG: 0.378 (1,7)		F5		F9		F4		1-3		3	0	0	0	0	0	0						
Manny Mota, R OBP: 0.340, SLG: 0.273 (7,PH)										0	0	0	0	0	0	0						
Mike Marshall, R OBP: 0.067, SLG: 0.067 (8,1)										1	0	0	0	0	0	2						
Rick Auerbach, R OBP: 0.233, SLG: 0.264 (9,6)										0	0	0	0	0	0	0						
Ron Cox, R OBP: 0.346, SLG: 0.428 (1,5)	F9			1B		F6		5-3		4	0	1	0	0	0	0						
Steve Yeager, R OBP: 0.317, SLG: 0.366 (1,2)	E5			1B		K		6-3		4	0	1	0	0	1	0						
Bill Russell, R OBP: 0.285, SLG: 0.241 (1,6)										3	1	2	0	0	0	2						
Leron Lee, L OBP: 0.233, SLG: 0.167 (8,PH)										1	0	0	0	0	1	0						
Stan Wall, L OBP: 0.280, SLG: 0.354 (9,1)	FC6-4									0	0	0	0	0	0	0						
Rick Rhoden, R OBP: 0.063, SLG: 0.063 (1,1)										2	0	0	0	0	1	4						
Bill Buckner, L OBP: 0.280, SLG: 0.354 (7,7)	FC6-4			K						2	0	0	0	0	0	1						
<b>Inning Stats</b>	R: 0 E: 0 K: 0 S: 6	H: 1 LOB: 1 BB: 0 P: 8	R: 0 E: 1 K: 0 S: 9	H: 1 LOB: 2 BB: 0 P: 10	R: 0 E: 1 K: 1 S: 7	H: 1 LOB: 2 BB: 0 P: 11	R: 0 E: 0 K: 1 S: 13	H: 2 LOB: 0 BB: 0 P: 19	R: 0 E: 0 K: 1 S: 7	H: 0 LOB: 1 BB: 1 P: 16	R: 0 E: 0 K: 1 S: 9	H: 0 LOB: 2 BB: 0 P: 13	R: 2 E: 0 K: 0 S: 14	H: 4 LOB: 2 BB: 0 P: 19	R: 0 E: 0 K: 1 S: 7	H: 0 LOB: 0 BB: 0 P: 11	R: 0 E: 0 K: 0 S: 6	H: 0 LOB: 0 BB: 0 P: 7	1B: 9 2B: 0 3B: 0 HR: 0	SF: 0 SAC: 0 DP: 0 HBP: 0	WP: 0 PB: 0 CS: 0	PA: 38
<b>PITCHER</b>	IP	WLS	BF	H	R	ER	SO	BB	IBB	HBP	BLK	WP	HR	S	P	ERA	WHIP					
Steve Renko, R ERA: 4.5 (1,1)	6.2		30	8	2	2	4	1	0	0	0	0	0	58	87	2.70	1.350					
Dale Murray, R ERA: 3.45 (7,1)	2.1	W	8	1	0	0	1	0	0	0	0	0	0	20	27	0.00	0.429					

AB	36
R	5
H	8
RBI	5
BB	2
SO	6
LOB	14





Batter	1	2	3	4	5	6	7	8	9	10	11	12	13	14	AB	R	H	RBI	BB	SO	LOB	TOP				
Jim Lytle, L OBP: 0.354, SLG: 0.293 (1, 8)															6	1	2	1	1	1	2					
Jim Dwyer, L OBP: 0.323, SLG: 0.325 (1, 7)															5	0	1	0	0	0	3					
Mike Jorgensen, L OBP: 0.366, SLG: 0.383 (1, 3)															5	0	0	0	1	2	3					
Larry Blittner, L OBP: 0.388, SLG: 0.422 (1, 9)															5	0	0	0	1	0	2					
Larry Parrish, R OBP: 0.309, SLG: 0.426 (1, 5)															6	0	0	0	0	1	3					
Gary Carter, R OBP: 0.356, SLG: 0.421 (1, 2)															5	1	0	0	1	2	3					
Pete Mackanin, R OBP: 0.295, SLG: 0.407 (1, 4)															6	2	2	1	0	3	0					
Tim Foli, R OBP: 0.281, SLG: 0.286 (9, PH)															3	0	1	0	0	0	0					
Nate Colbert, R OBP: 0.229, SLG: 0.293 (9, PH)															1	0	0	0	0	1	0					
Dale Murray, R OBP: 0.397, SLG: 0.392 (14, PH)															1	0	0	0	0	1	0					
Jose Morales, R OBP: 0.397, SLG: 0.392 (14, PH)															0	0	1	0	0	1	0					
Chuck Taylor, R OBP: 0.397, SLG: 0.392 (14, PH)															0	0	1	0	0	1	0					
Don Carithers, R OBP: 0.154, SLG: 0.231 (7, PH)															2	0	0	0	0	0	1					
Bob Bailey, R OBP: 0.404, SLG: 0.371 (7, PH)															1	0	0	0	0	0	0					
Donald DeMola, R OBP: 0.404, SLG: 0.371 (7, PH)															0	0	0	0	0	0	0					
Pepe Frias, R OBP: 0.179, SLG: 0.167 (9, 6)															3	0	1	0	0	0	1					
<b>Inning Stats</b>	R: 1 E: 2 K: 2 S: 11	H: 0 LOB: 2 BB: 1 P: 20	R: 1 E: 0 K: 1 S: 11	H: 2 LOB: 1 BB: 0 P: 14	R: 0 E: 0 K: 0 S: 10	H: 1 LOB: 1 BB: 0 P: 15	R: 0 E: 0 K: 1 S: 9	H: 0 LOB: 2 BB: 0 P: 19	R: 0 E: 0 K: 1 S: 9	H: 0 LOB: 0 BB: 0 P: 11	R: 0 E: 0 K: 1 S: 6	H: 0 LOB: 0 BB: 0 P: 10	R: 0 E: 0 K: 1 S: 8	H: 0 LOB: 0 BB: 0 P: 12	R: 0 E: 0 K: 1 S: 6	H: 0 LOB: 0 BB: 0 P: 8	R: 0 E: 0 K: 1 S: 14	H: 1 LOB: 1 BB: 0 P: 18	R: 0 E: 0 K: 1 S: 14	H: 1 LOB: 1 BB: 0 P: 30	R: 3 E: 1 K: 0 S: 14	H: 2 LOB: 1 BB: 2 P: 30	1B: 5 2B: 1 3B: 0 HR: 1	SF: 0 SAC: 2 DP: 0 HBP: 0	WP: 1 PB: 1 SB: 0 CS: 1	PA: 56
<b>PITCHER</b>	IP WLS BF H R ER SO BB IBB HBP BLK WP HR S P ERA WHIP	11.0 2.5 42 4 2 9 3 1 0 0 0 0 0 89 142 0.82 0.636	2.2 L 13 3 3 2 2 1 1 0 0 1 0 33 54 6.75 1.500	0.1 S 1 0 0 0 0 0 0 0 0 0 0 1 2 0.00 0.000	<b>PITCHER</b>																					

Montreal Expos @ Los Angeles Dodgers  
Dodger Stadium, Los Angeles, CA  
Sun Aug 24 1975, 3:33 AM PDT  
Att. 35,305 - Unknown

AB	49
R	5
H	7
RBI	2
BB	5
SO	11
LOB	18



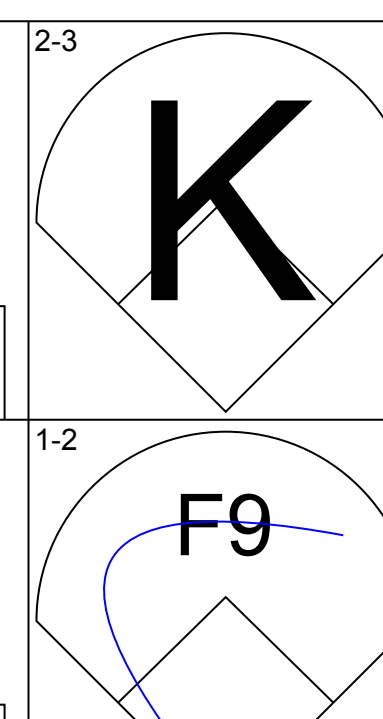
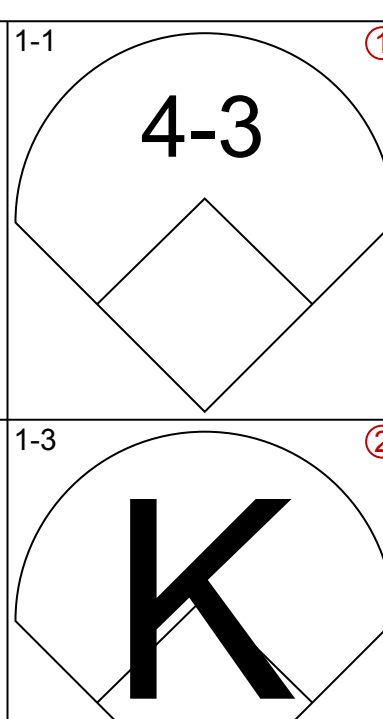
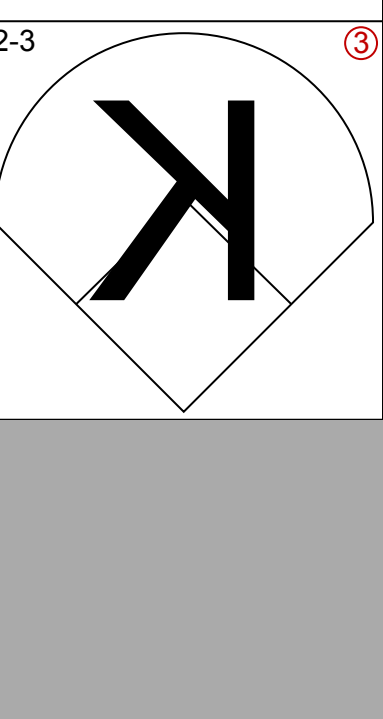
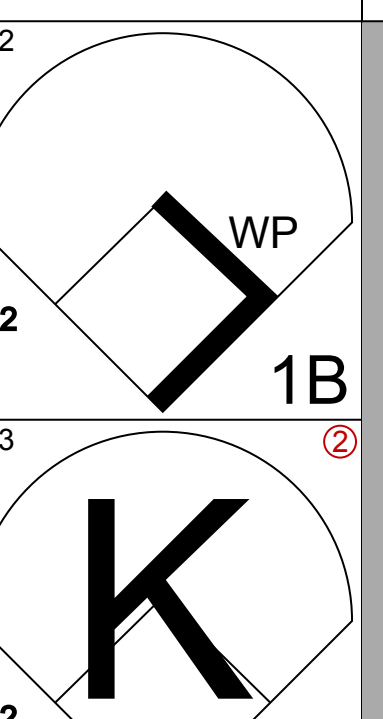
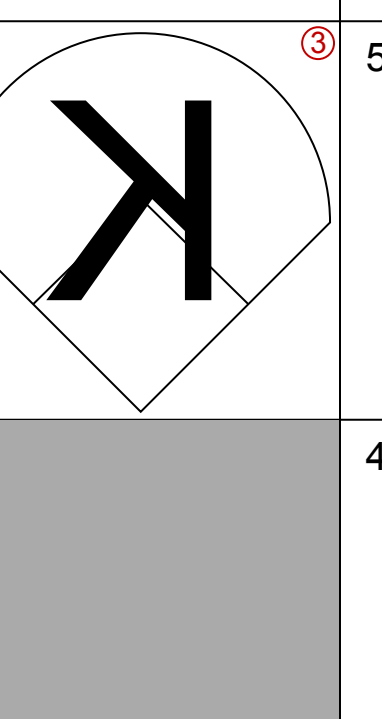
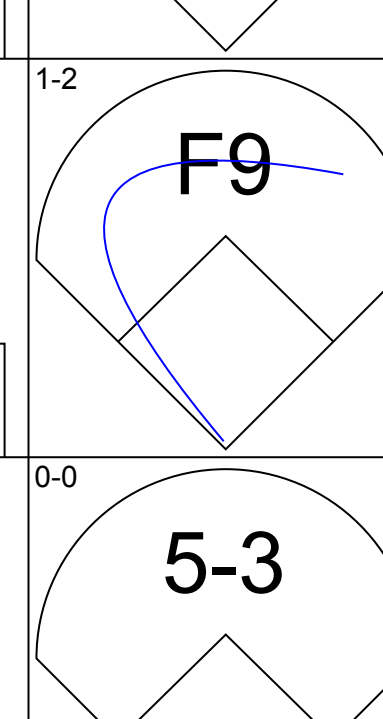
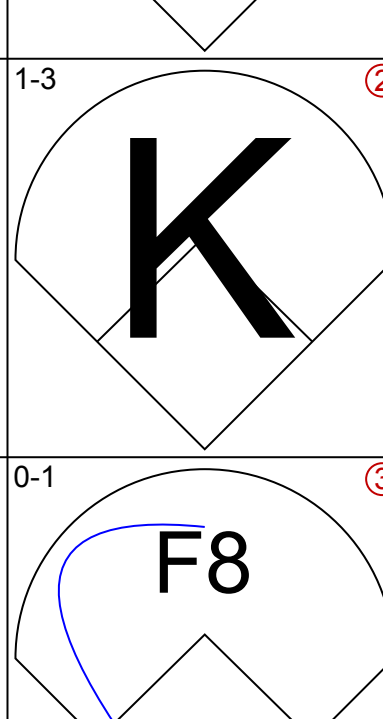
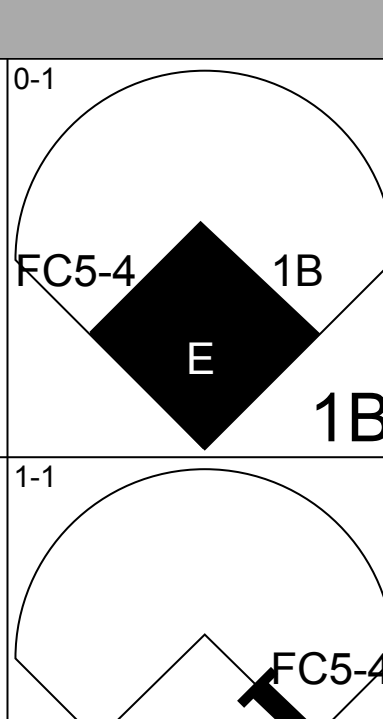
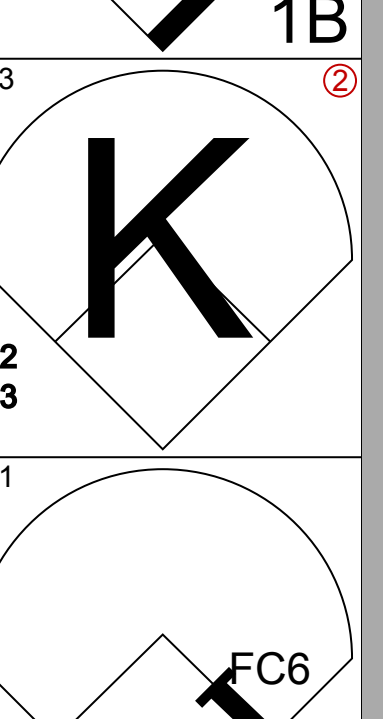
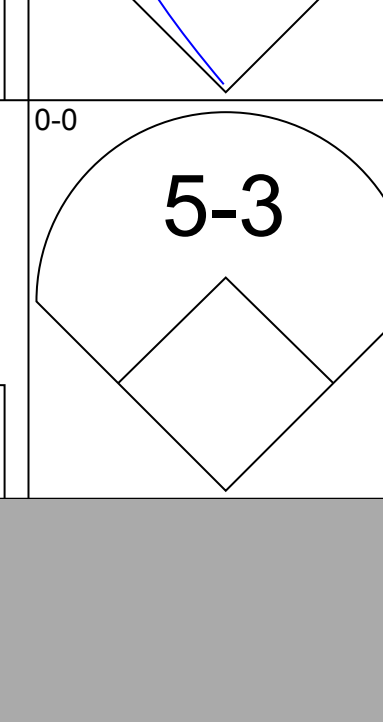
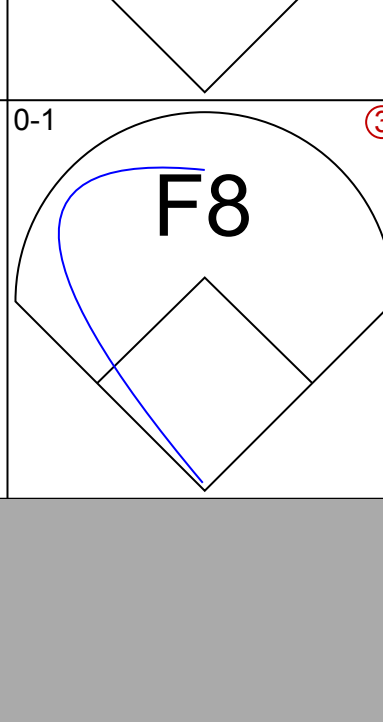
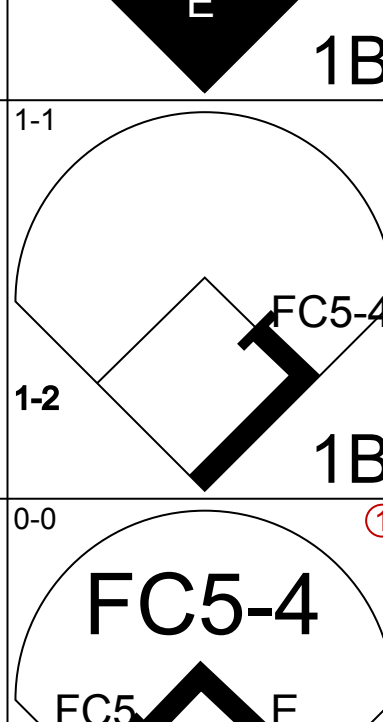
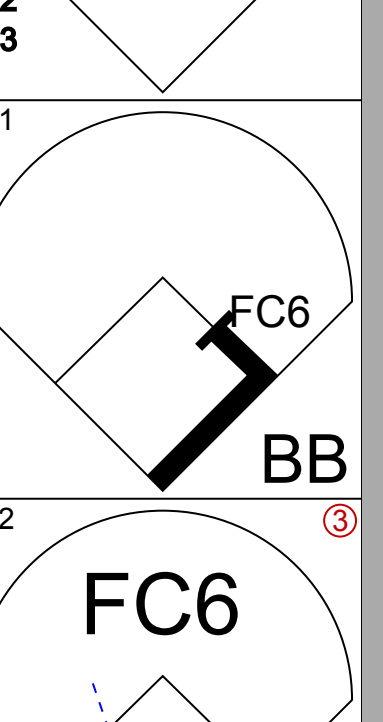
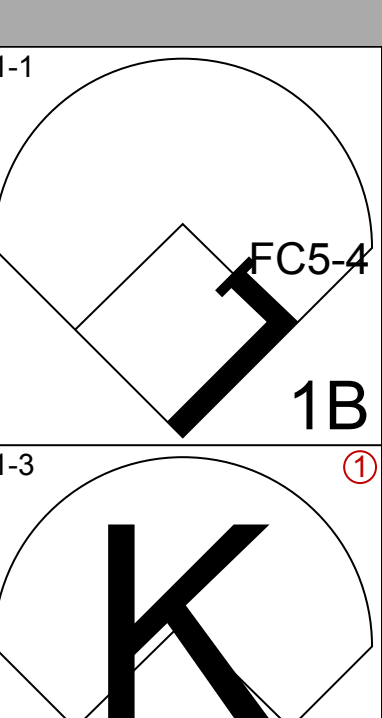
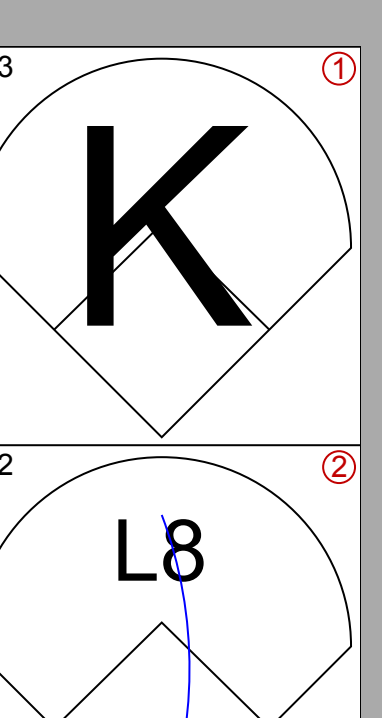
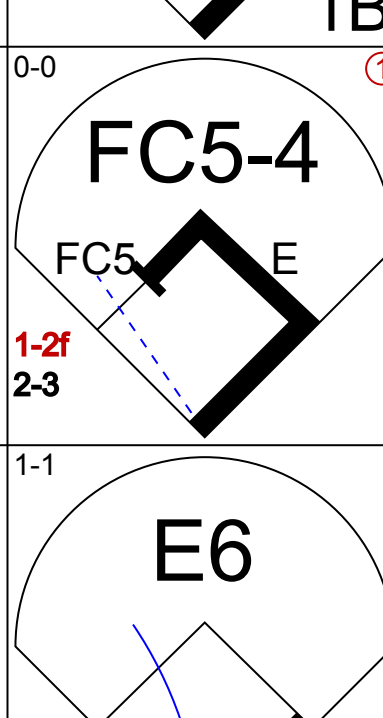
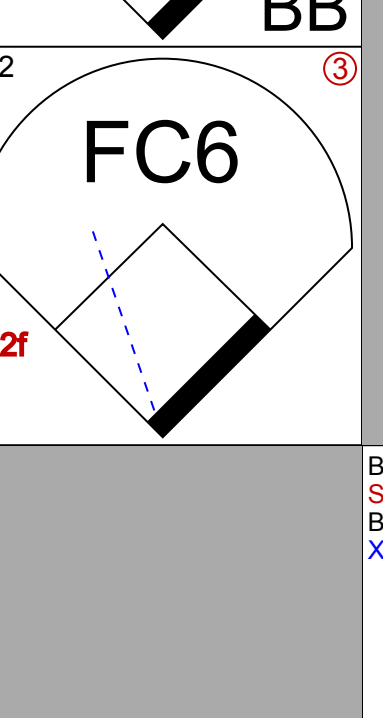


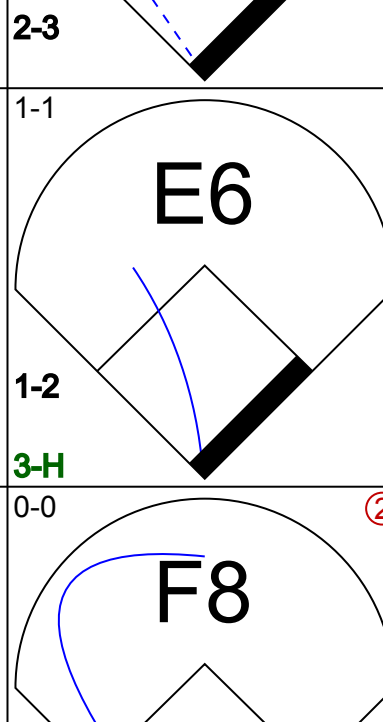
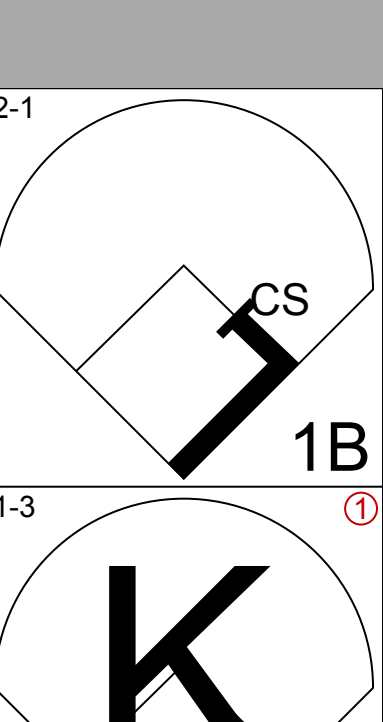


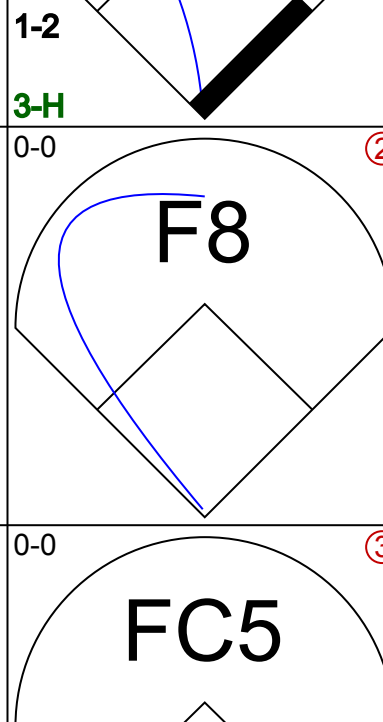
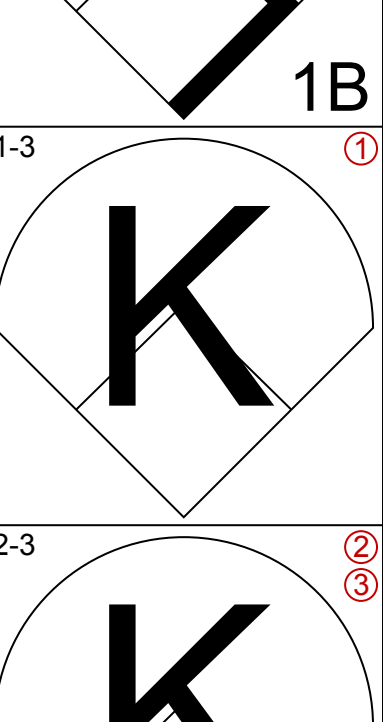


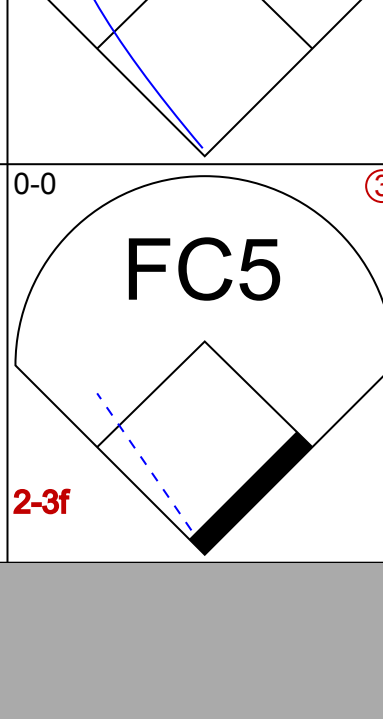
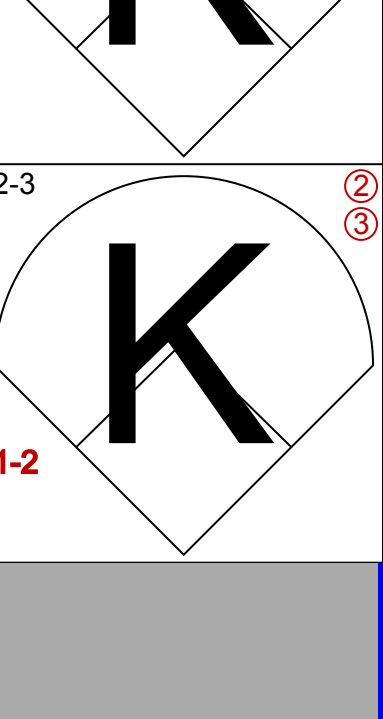


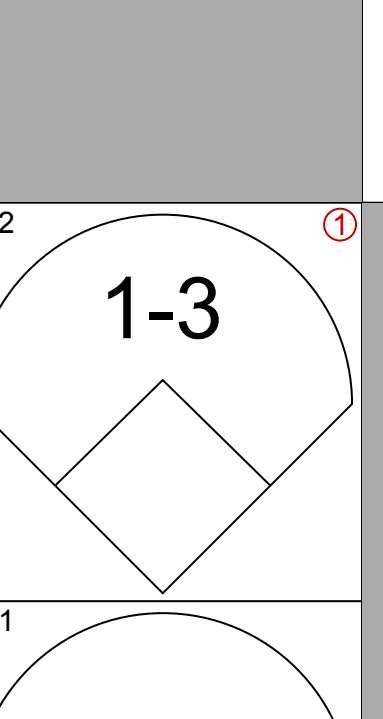
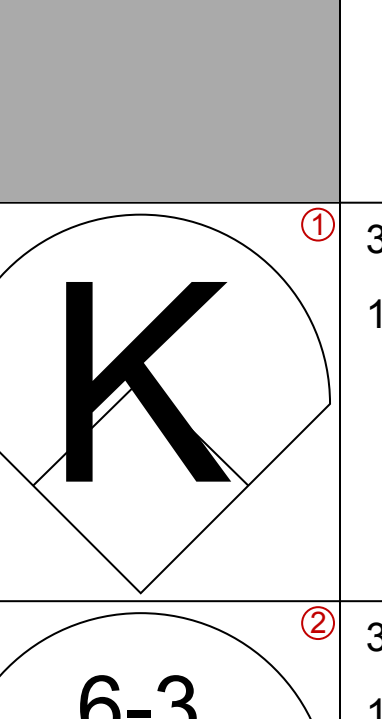


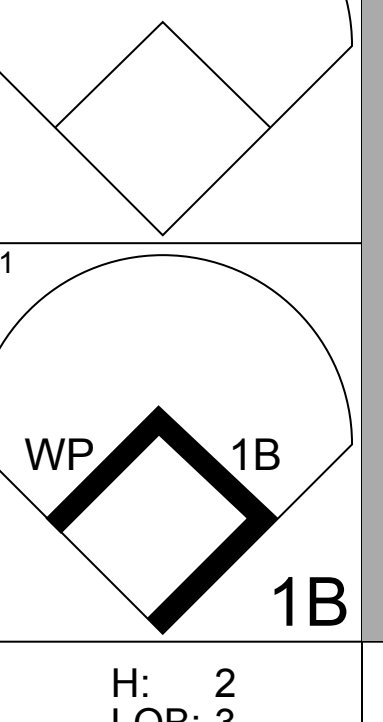
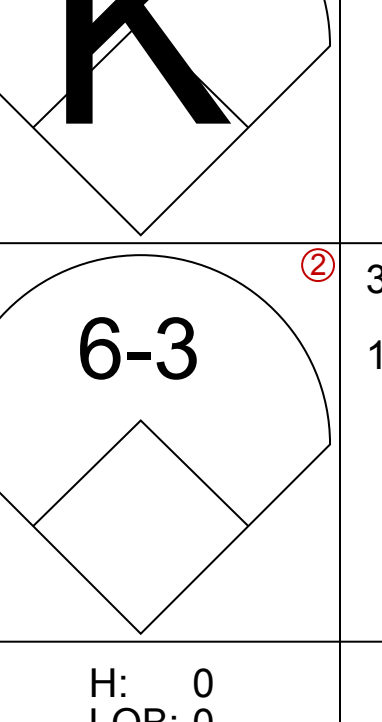
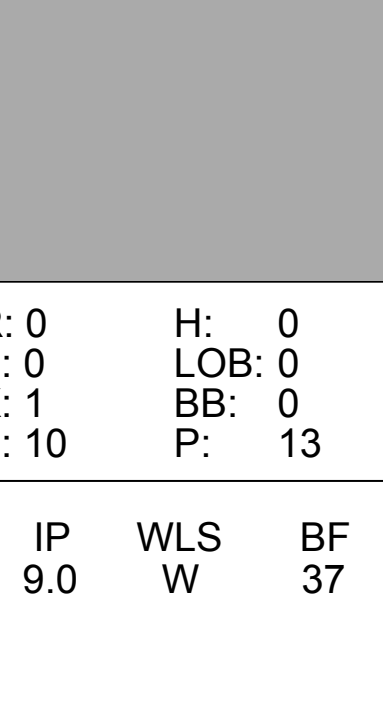
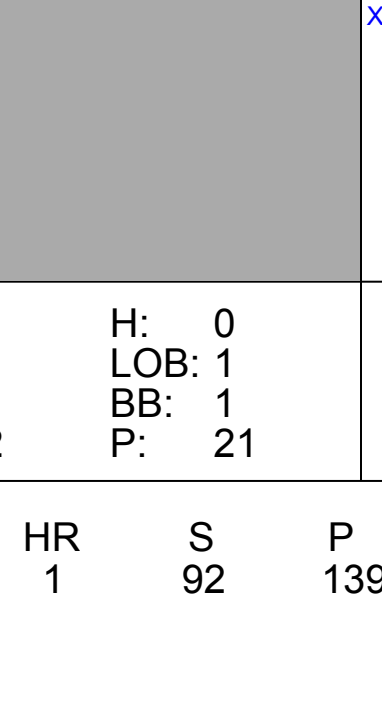
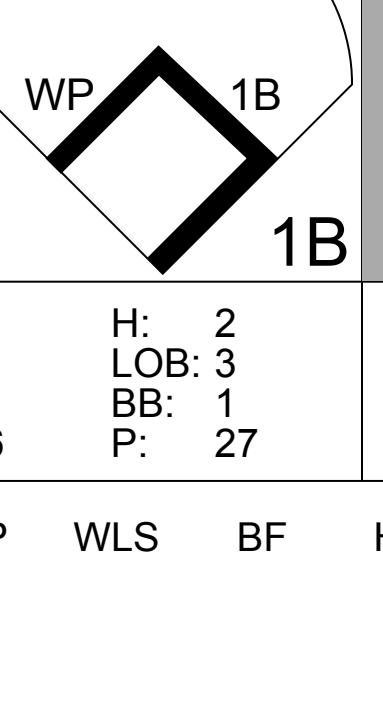
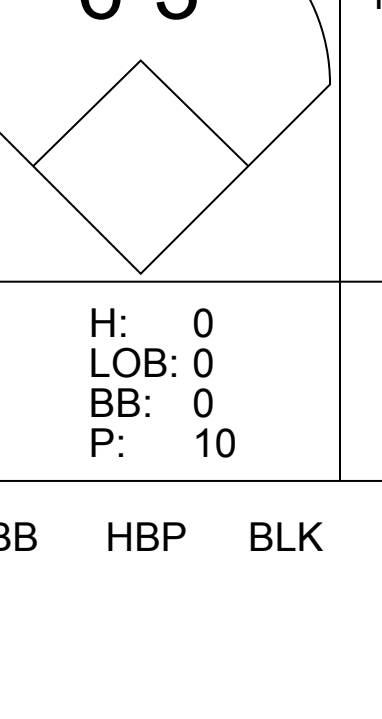
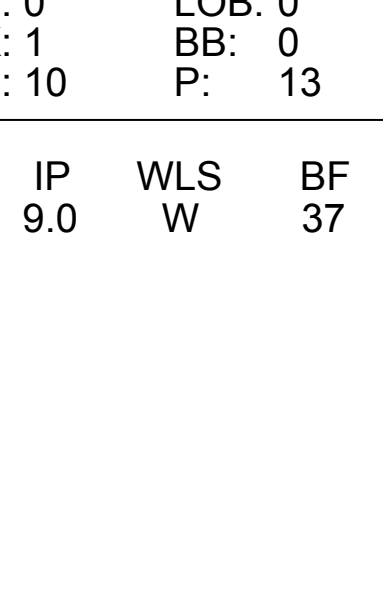
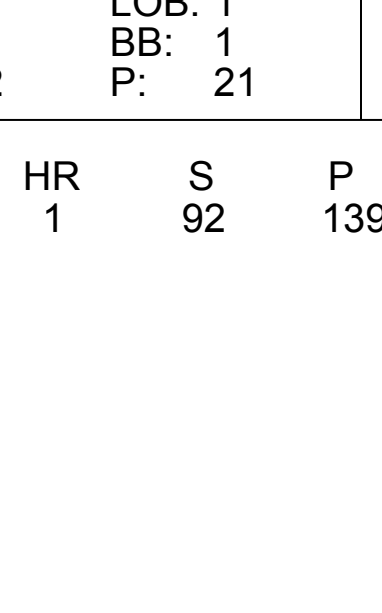
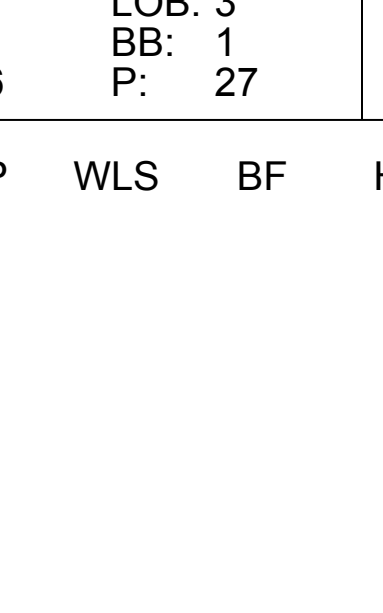
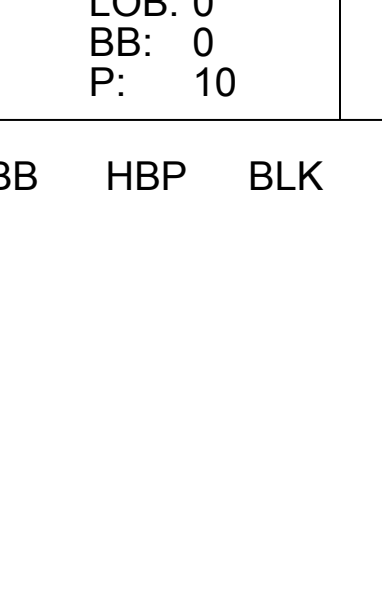
Batter	1	2	3	4	5	6	7	8	9	10	11	12	13	14	AB	R	H	RBI	BB	SO	LOB	BOTTOM			
Davey Lopes, R OBP: 0.359, SLG: 0.360 (14, 6)															6	1	4	1	1	0	1				
John Hale, L OBP: 0.287, SLG: 0.372 (1, 9)															7	0	0	0	0	0	6				
Jimmy Wynn, R OBP: 0.403, SLG: 0.420 (1, 8)															6	0	1	1	1	1	4				
Steve Garvey, R OBP: 0.341, SLG: 0.460 (1, 3)															6	0	2	0	0	0	2				
Willie Crawford, L OBP: 0.344, SLG: 0.375 (1, 7)															5	0	1	0	0	1	4				
Ron Cey, R OBP: 0.348, SLG: 0.427 (1, 5)															4	0	1	1	2	0	0				
Steve Yeager, R OBP: 0.312, SLG: 0.359 (1, 2)															6	0	0	0	0	0	5				
Bill Russell, R OBP: 0.297, SLG: 0.244 (6, PH)															2	1	1	0	0	1	0				
Bill Buckner, L OBP: 0.279, SLG: 0.353 (7, 6)															1	0	0	0	0	2	2				
Rick Auerbach, R OBP: 0.295, SLG: 0.267 (13, PH)															2	0	1	0	0	0	0				
Lee Lacy, R OBP: 0.349, SLG: 0.466 (14, 4)															1	0	0	0	0	1	2				
Don Sutton, R OBP: 0.169, SLG: 0.117 (11, PH)															2	1	1	0	0	1	0				
Leron Lee, L OBP: 0.246, SLG: 0.200 (12, 1)															1	0	0	0	0	0	0				
Mike Marshall, R OBP: 0.067, SLG: 0.067 (14, 1)															0	0	0	0	0	0	0				
Stan Wall, L OBP: 0.353, SLG: 0.289 (14, PH)															1	1	1	0	0	0	0				
<b>Inning Stats</b>	R: 1 E: 0 K: 1 S: 9	H: 2 LOB: 2 BB: 1 P: 17	R: 0 E: 0 K: 1 S: 5	H: 0 LOB: 0 BB: 0 P: 7	R: 0 E: 0 K: 0 S: 7	H: 1 LOB: 1 BB: 0 P: 14	R: 0 E: 0 K: 0 S: 9	H: 0 LOB: 1 BB: 0 P: 16	R: 0 E: 0 K: 1 S: 8	H: 0 LOB: 1 BB: 1 P: 11	R: 0 E: 0 K: 0 S: 9	H: 0 LOB: 0 BB: 0 P: 5	R: 0 E: 0 K: 0 S: 8	H: 1 LOB: 0 BB: 0 P: 16	R: 0 E: 0 K: 1 S: 8	H: 1 LOB: 2 BB: 1 P: 16	R: 0 E: 0 K: 1 S: 14	H: 1 LOB: 1 BB: 0 P: 20	R: 1 E: 0 K: 0 S: 14	H: 2 LOB: 1 BB: 0 P: 20	1B: 11 2B: 2 3B: 0 HR: 0	SF: 0 SAC: 2 DP: 0 HBP: 1	WP: 0 PB: 0 SB: 3 CS: 1	PA: 58	
<b>PITCHER</b>	IP WLS BF H R ER SO BB IBB HBP BLK WP HR S P ERA WHIP	6.0 2.0 5.0 1.0	26 8 19 5	6 0 5 2	2 0 0 1	2 0 2 0	2 0 0 0	2 0 0 0	2 0 0 0	2 0 0 0	2 0 0 0	2 0 0 0	2 0 0 0	2 0 0 0	2 0 0 0	2 0 0 0	2 0 0 0	2 0 0 0	2 0 0 0	2 0 0 0	2 0 0 0	83 31 52 20	3.00 0.00 0.00 9.00	1.333 0.500 1.000 2.000	

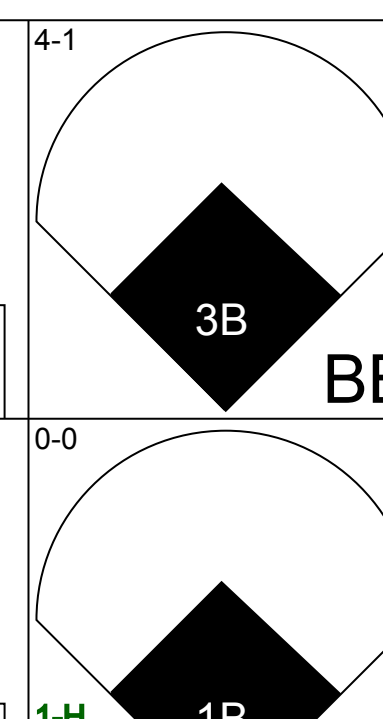
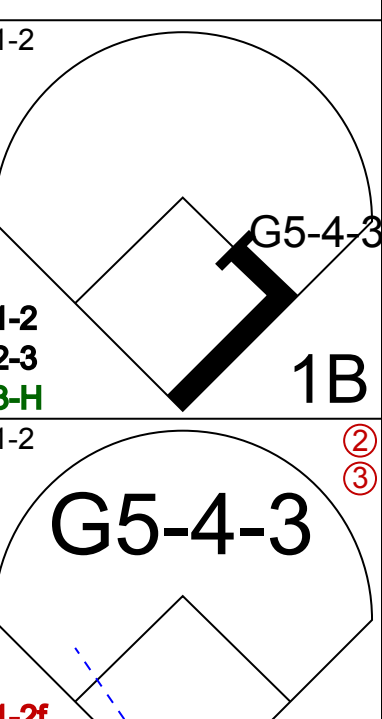
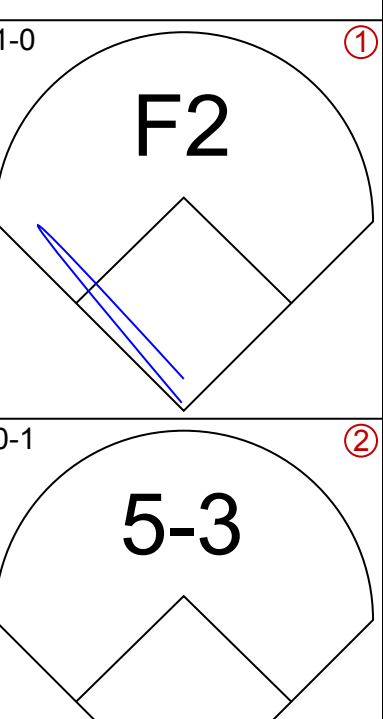

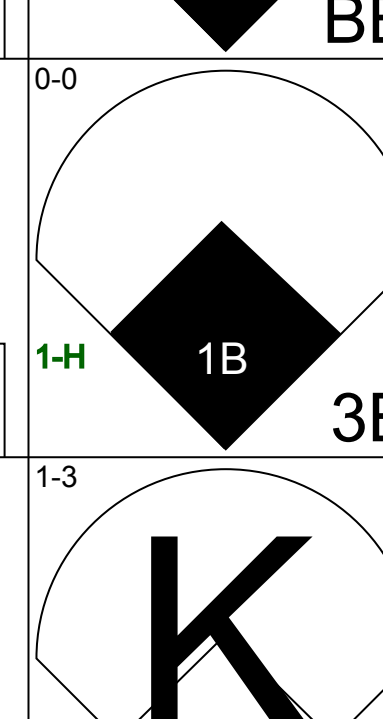
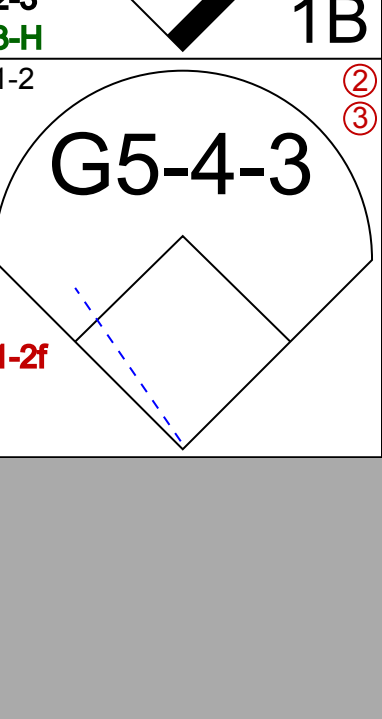
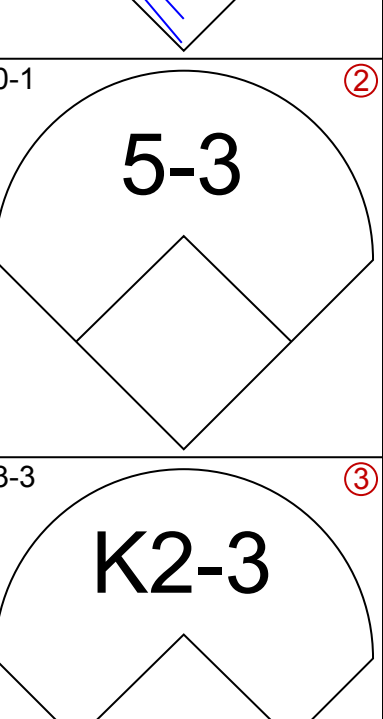
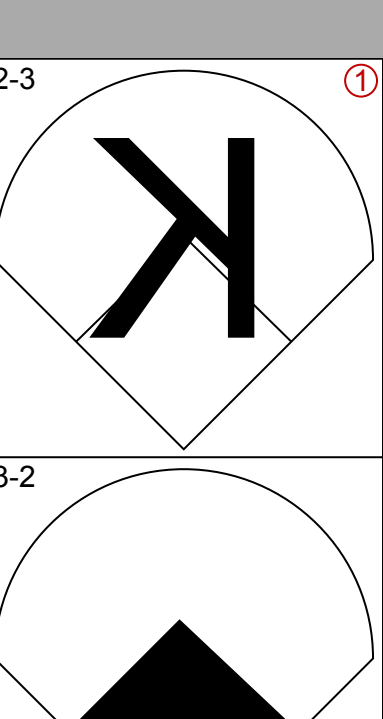
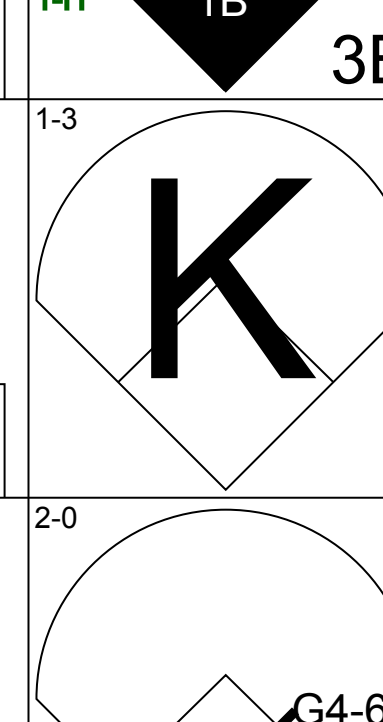
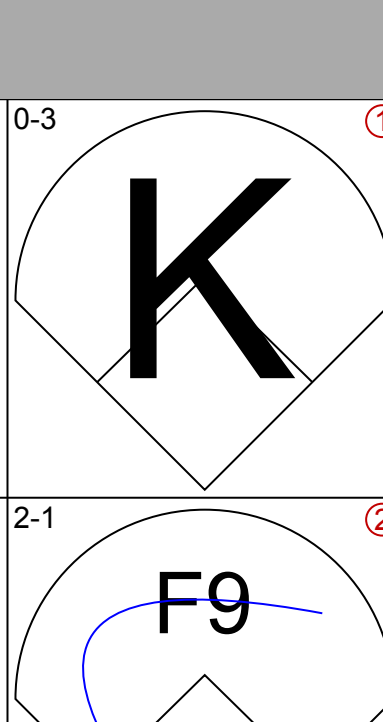
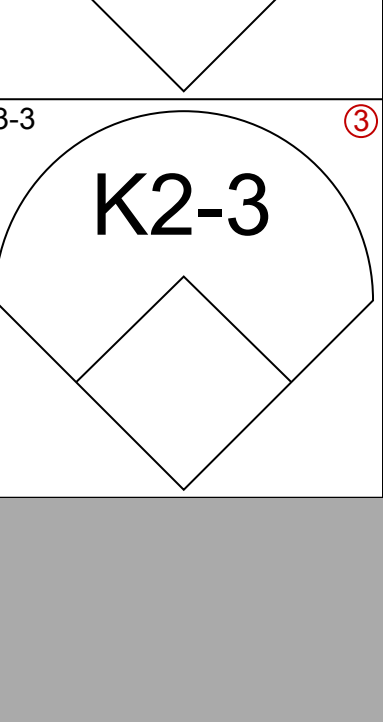
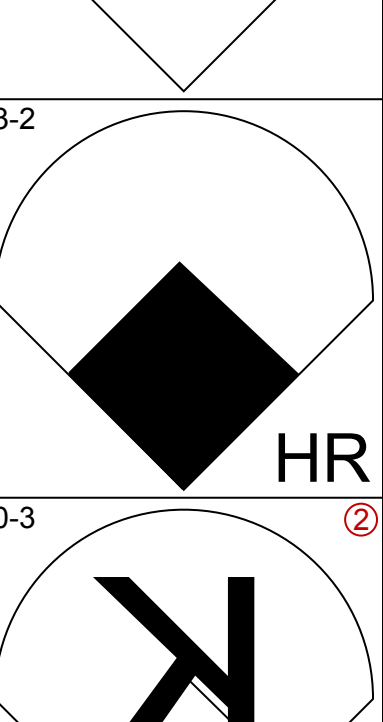
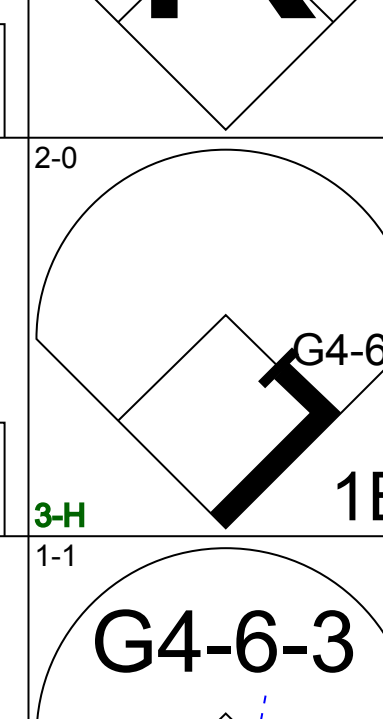
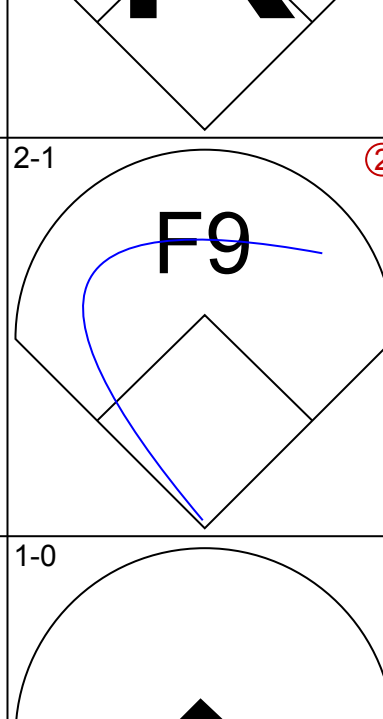
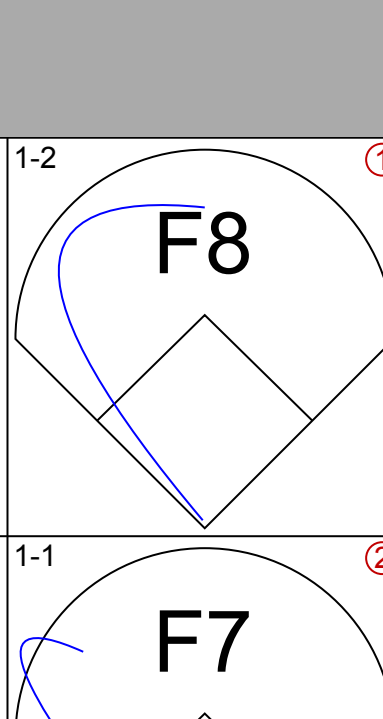
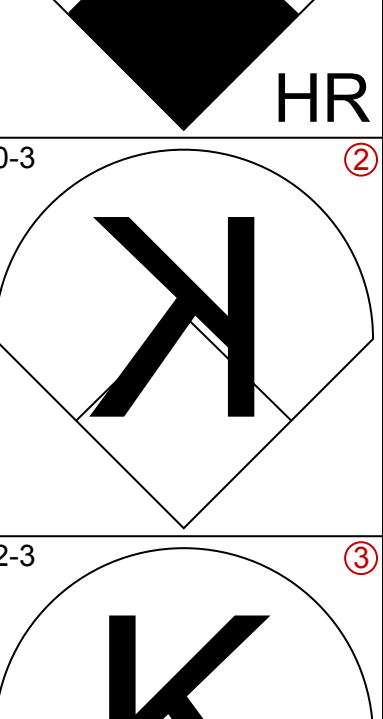
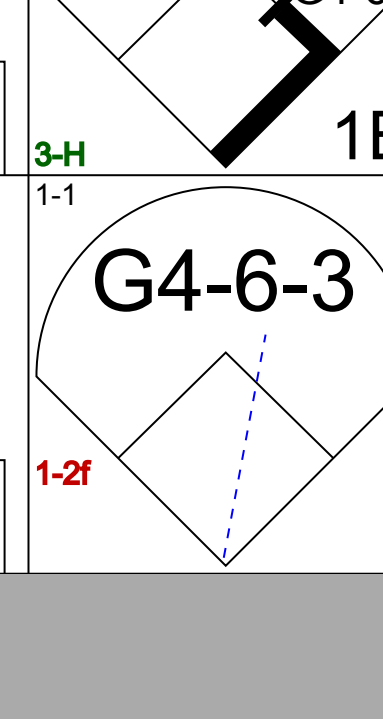
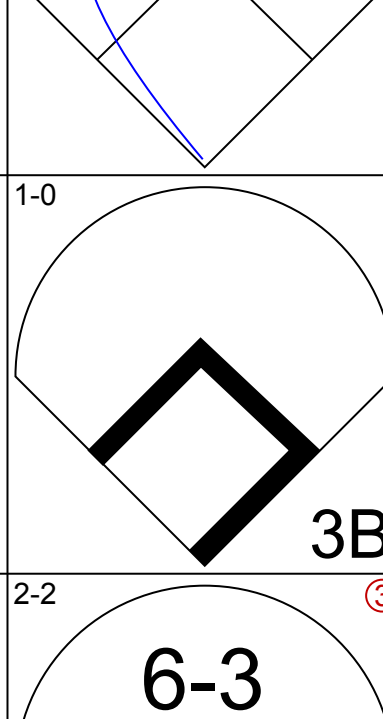
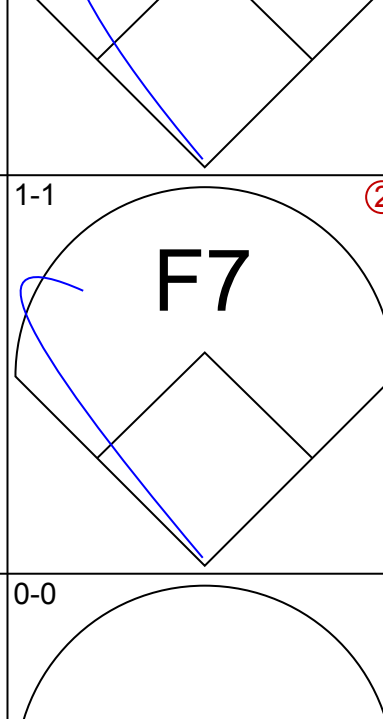
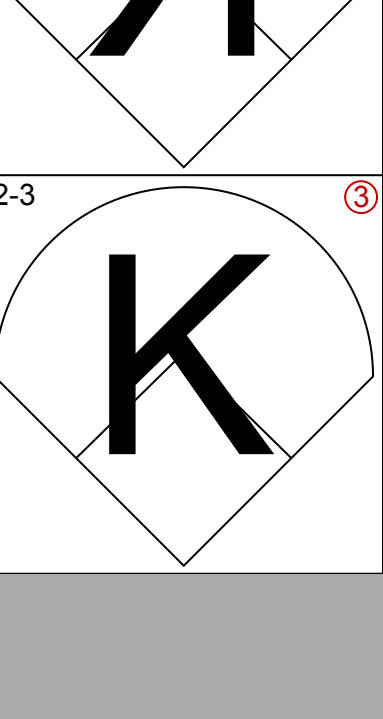
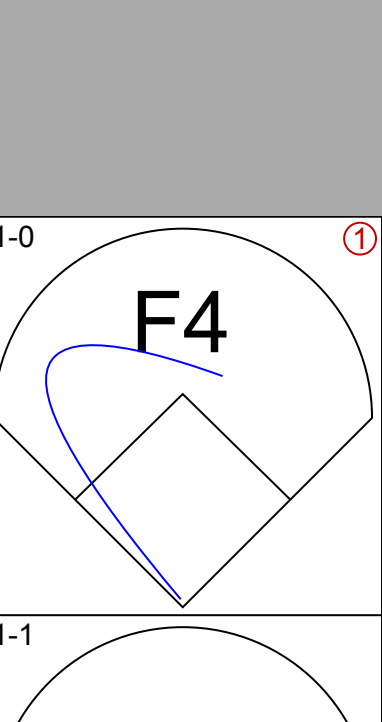
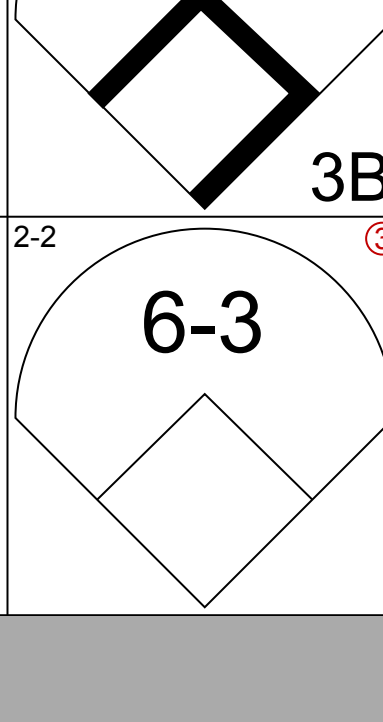
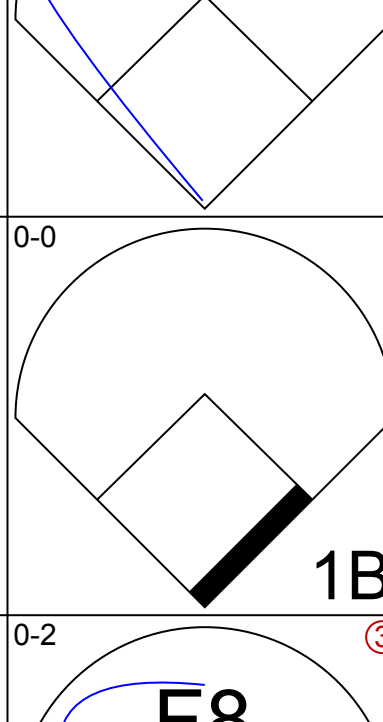
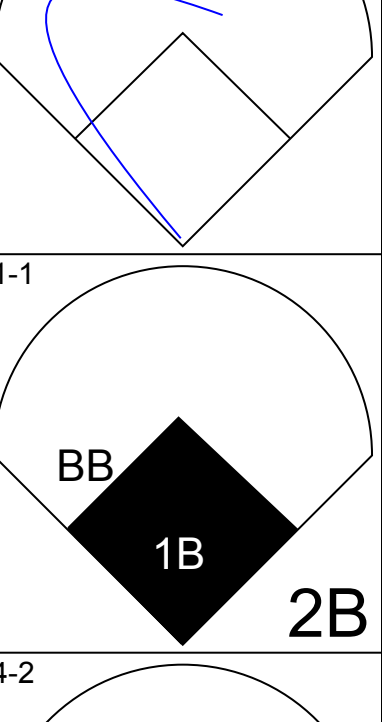
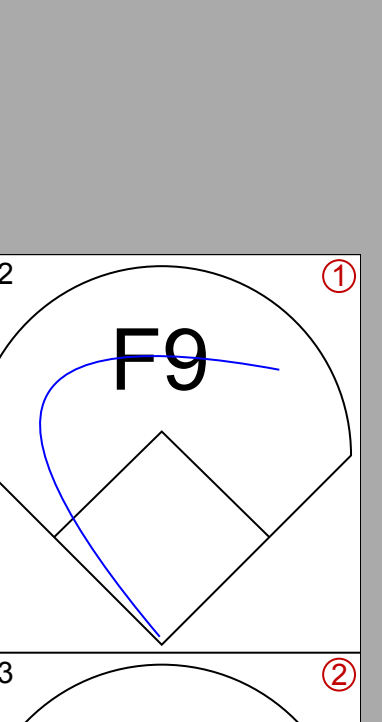
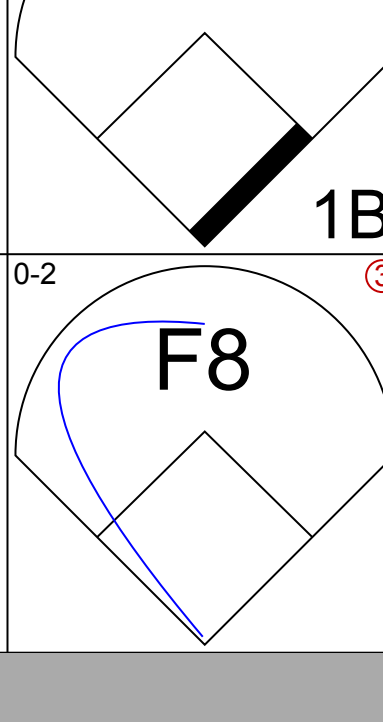
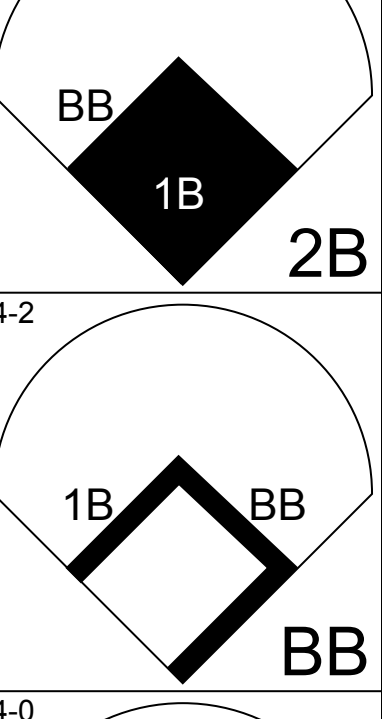
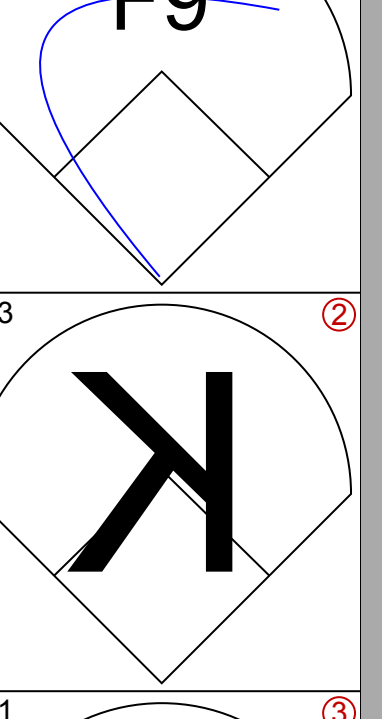
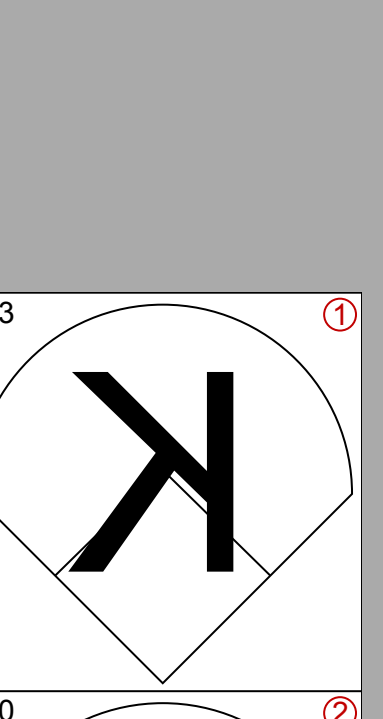
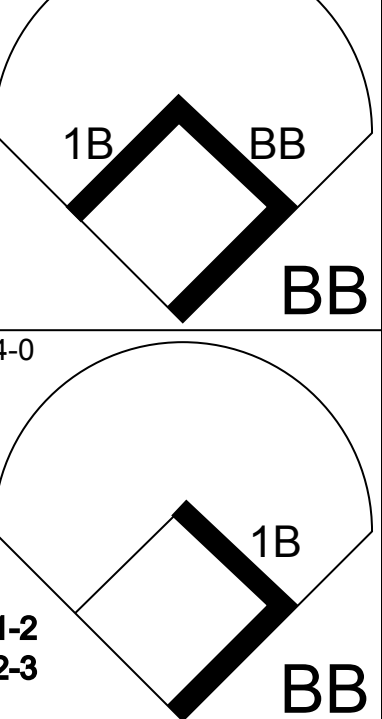
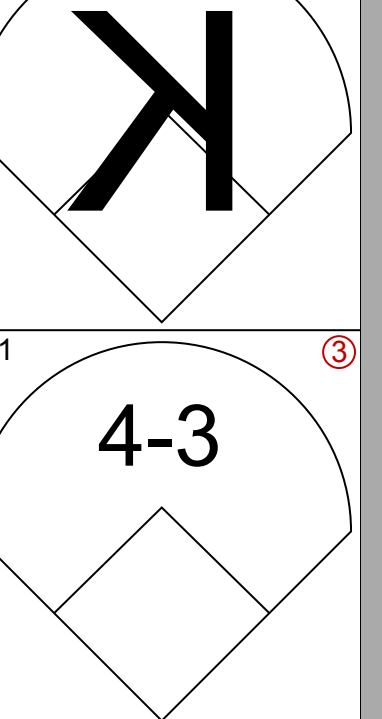
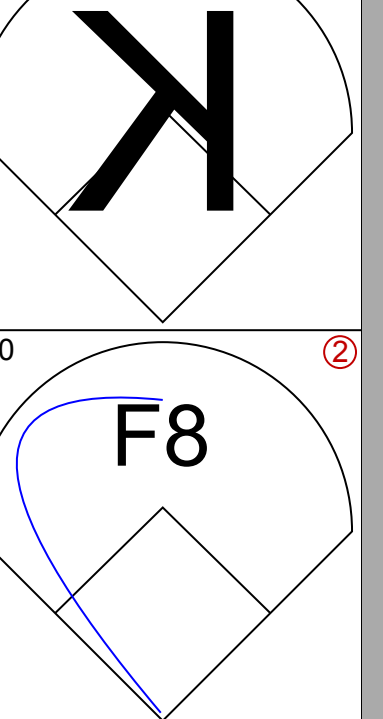
Montreal Expos @ Los Angeles Dodgers  
Dodger Stadium, Los Angeles, CA  
Sun Aug 24 1975, 3:33 AM PDT  
Att. 35,305 - Unknown

AB	51
R	3
H	13
RBI	3
BB	4
SO	4
LOB	26





Batter	1	2	3	4	5	6	7	8	9	AB	R	H	RBI	BB	SO	LOB	TOP					
<b>Bob Bailey, R</b> OBP: 0.400, SLG: 0.366 (1, 7)										5	0	1	0	0	3	0	<b>Montreal Expos @ San Francisco Giants</b> Candlestick Park, San Francisco, CA Tue Aug 26 1975, 10:05 PM EDT Att: 1,795 - Unknown					
<b>Pete Mackanin, R</b> OBP: 0.295, SLG: 0.405 (1, 4)										4	1	1	0	0	2	2						
<b>Gary Carter, R</b> OBP: 0.357, SLG: 0.420 (1, 9)										3	0	1	0	1	0	0						
<b>Jose Morales, R</b> OBP: 0.353, SLG: 0.387 (1, 3)										4	0	1	0	0	1	5						
<b>Larry Parrish, R</b> OBP: 0.309, SLG: 0.424 (1, 5)										4	0	1	1	0	1	2						
<b>Pepe Mangual, R</b> OBP: 0.325, SLG: 0.347 (1, 8)										3	1	0	0	1	1	4						
<b>Barry Foote, R</b> OBP: 0.232, SLG: 0.296 (1, 2)										4	1	1	2	0	1	4						
<b>Pepe Frias, R</b> OBP: 0.190, SLG: 0.179 (9, PH)										3	0	1	0	0	1	0						
<b>Nate Colbert, R</b> OBP: 0.226, SLG: 0.291 (9, PH)										1	0	0	0	0	1	0						
<b>Dan Warthen, S</b> OBP: 0.152, SLG: 0.125 (1, 1)										3	0	1	0	0	1	1						
<b>Tim Foli, R</b> OBP: 0.281, SLG: 0.285 (9, PH)										1	0	0	0	0	0	0						
<b>Inning Stats</b>	R: 0 E: 0 K: 1 S: 10	H: 0 LOB: 0 BB: 0 P: 13	R: 2 E: 0 K: 2 S: 13	H: 3 LOB: 1 BB: 0 P: 21	R: 0 E: 0 K: 1 S: 7	H: 0 LOB: 0 BB: 0 P: 9	R: 0 E: 0 K: 1 S: 12	H: 0 LOB: 1 BB: 1 P: 21	R: 0 E: 0 K: 2 S: 10	H: 0 LOB: 0 BB: 0 P: 14	R: 1 E: 1 K: 0 S: 9	H: 2 LOB: 2 BB: 0 P: 11	R: 0 E: 0 K: 1 S: 16	H: 2 LOB: 3 BB: 1 P: 27	R: 0 E: 0 K: 2 S: 8	H: 1 LOB: 1 BB: 0 P: 13	R: 0 E: 0 K: 2 S: 7	H: 0 LOB: 0 BB: 0 P: 10	1B: 7 2B: 1 3B: 0 HR: 1	SF: 0 SAC: 0 DP: 1 HBP: 0	WP: 1 PB: 0 SB: 0 CS: 1	PA: 37
<b>PITCHER</b> <b>Pete Falcone, L</b> ERA: 3.96 (1, 1)	IP: 9.0 WLS: W BF: 37 H: 8 R: 3 ER: 3 SO: 12 BB: 2 IBB: 0 HBP: 0 BLK: 0 WP: 1 HR: 1 S: 92 P: 139 ERA: 3.00 WHIP: 1.111															<b>PITCHER</b>						

Batter	1	2	3	4	5	6	7	8	9	AB	R	H	RBI	BB	SO	LOB	BOTTOM			
<b>Derrel Thomas, S</b> OBP: 0.340, SLG: 0.353 (1, 4)										3	1	1	1	1	0	0	<b>Montreal Expos @ San Francisco Giants</b> Candlestick Park, San Francisco, CA Tue Aug 26 1975, 10:05 PM EDT Att: 1,795 - Unknown			
<b>Mike Sadek, R</b> OBP: 0.333, SLG: 0.317 (1, 2)										4	1	1	1	0	1	3				
<b>Gary Thomasson, L</b> OBP: 0.293, SLG: 0.319 (1, 8)										4	1	1	1	0	3	1				
<b>Gary Matthews, R</b> OBP: 0.362, SLG: 0.420 (1, 7)										4	0	1	1	0	1	0				
<b>Willie Montanez, L</b> OBP: 0.346, SLG: 0.403 (1, 3)										4	0	1	0	0	1	1				
<b>Chris Speier, R</b> OBP: 0.365, SLG: 0.416 (1, 6)										3	0	1	0	0	0	1				
<b>Bruce Miller, R</b> OBP: 0.273, SLG: 0.286 (1, 5)										3	1	1	0	0	0	1				
<b>Steve Ontiveros, S</b> OBP: 0.394, SLG: 0.343 (1, 9)										2	0	0	0	1	2	0				
<b>Pete Falcone, L</b> OBP: 0.056, SLG: 0.038 (1, 1)										2	0	0	0	1	0	0				
<b>Inning Stats</b>	R: 2 E: 0 K: 1 S: 8	H: 2 LOB: 0 BB: 1 P: 16	R: 1 E: 0 K: 0 S: 12	H: 2 LOB: 2 BB: 2 P: 24	R: 0 E: 0 K: 1 S: 9	H: 1 LOB: 1 BB: 0 P: 14	R: 0 E: 0 K: 1 S: 9	H: 0 LOB: 0 BB: 0 P: 12	R: 0 E: 0 K: 0 S: 6	H: 0 LOB: 0 BB: 0 P: 10	R: 0 E: 0 K: 0 S: 9	H: 1 LOB: 1 BB: 0 P: 11	R: 0 E: 0 K: 1 S: 6	H: 0 LOB: 0 BB: 0 P: 11	R: 1 E: 0 K: 3 S: 13	H: 1 LOB: 0 BB: 0 P: 20		1B: 3 2B: 1 3B: 2 HR: 1	SF: 0 SAC: 0 DP: 2 HBP: 0	WP: 0 PB: 0 SB: 0 CS: 0
<b>PITCHER</b> <b>Dan Warthen, L</b> ERA: 3.14 (1, 1)	IP: 8.0 WLS: L BF: 32 H: 7 R: 4 ER: 4 SO: 8 BB: 3 IBB: 0 HBP: 0 BLK: 0 WP: 0 HR: 1 S: 72 P: 118 ERA: 4.50 WHIP: 1.250															<b>PITCHER</b>				

AB	35
R	3
H	8
RBI	3
BB	2
SO	12
LOB	18





Batter	1	2	3	4	5	6	7	8	9	AB	R	H	RBI	BB	SO	LOB	TOP								
<b>Jim Lyttle, L</b> OBP: 0.365, SLG: 0.318 (1, 8)	4-1 SH2-3 BB		0-0 2B		1-1 F7		1-1 FC4-6			3	0	1	0	1	0	1									
<b>Jim Dwyer, L</b> OBP: 0.316, SLG: 0.317 (1, 7)	1-1 SH2-3		3-2 P4		3-2 F7		3-2 F7			3	0	0	0	0	0	2									
<b>Mike Jorgensen, L</b> OBP: 0.363, SLG: 0.378 (1, 3)	2-2 F7			3-3 K		3-3 K		3-3 K		4	0	0	0	0	3	1									
<b>Larry Bittner, L</b> OBP: 0.389, SLG: 0.423 (1, 9)	0-0 F8			1-1 E 1B		2-2 1B		3-2 F7		4	1	2	0	0	0	1									
<b>Larry Parrish, R</b> OBP: 0.308, SLG: 0.422 (1, 5)		2-3 K		0-1 E4 1B		1-2 1B		0-1 5-3		4	0	1	0	0	1	1									
<b>Pete Mackanin, R</b> OBP: 0.292, SLG: 0.401 (1, 4)		0-3 K		2-3 K		1-3 K			0-1 F7	4	0	0	0	0	3	4									
<b>Barry Foote, R</b> OBP: 0.235, SLG: 0.301 (1, 2)		2-3 K		1-0 1B		0-3 K			0-1 2B	4	0	2	1	0	2	2									
<b>Pepe Frias, R</b> OBP: 0.186, SLG: 0.175 (1, 6)			0-0 F5		0-3 K		1-3 K		1-3 K	1	0	0	0	0	0	0									
<b>Bob Bailey, R</b> OBP: 0.366, SLG: 0.365 (4, PH)										1	0	0	0	0	1	2									
<b>Tim Foli, R</b> OBP: 0.280, SLG: 0.284 (4, 6)										2	0	0	0	0	2	1									
<b>Woodie Fryman, R</b> OBP: 0.217, SLG: 0.244 (1, 1)			0-3 K		0-0 F9		3-2 FC4-6 1B		1-3 K	2	0	0	0	0	1	0									
<b>Donald DeMola, R</b> (6, 1)										0	0	0	0	0	0	0									
<b>Jose Morales, R</b> OBP: 0.359, SLG: 0.393 (7, PH)										1	0	1	0	0	0	0									
<b>Dennis Blair, R</b> OBP: 0.200, SLG: 0.163 (7, 1)										0	0	0	0	0	0	0									
<b>Gary Carter, R</b> OBP: 0.356, SLG: 0.419 (9, PH)										1	0	0	0	0	1	1									
<b>Inning Stats</b>	R: 0 H: 0 E: 0 K: 0 S: 7	H: 0 LOB: 1 BB: 1 P: 14	R: 0 H: 0 E: 0 K: 3 S: 11	H: 0 LOB: 0 BB: 0 P: 15	R: 0 H: 1 E: 0 K: 1 S: 11	H: 1 LOB: 1 BB: 0 P: 14	R: 1 H: 2 E: 1 K: 3 S: 14	H: 2 LOB: 2 BB: 0 P: 21	R: 0 H: 0 E: 0 K: 0 S: 7	H: 0 LOB: 0 BB: 0 P: 11	R: 0 H: 2 E: 0 K: 3 S: 16	H: 2 LOB: 2 BB: 0 P: 23	R: 0 H: 1 E: 0 K: 1 S: 12	H: 1 LOB: 1 BB: 0 P: 20	R: 0 H: 0 E: 0 K: 1 S: 10	H: 0 LOB: 0 BB: 0 P: 16	R: 0 H: 1 E: 0 K: 2 S: 10	H: 1 LOB: 1 BB: 0 P: 12	1B: 5 2B: 2 3B: 0 HR: 0	SF: 0 SAC: 1 DP: 0 HBP: 0	WP: 0 PB: 0 SB: 0 CS: 0	PA: 36			
<b>PITCHER</b> <b>John Montefusco, R</b> ERA: 2.99 (1, 1)	IP: 9.0 WLS: W BF: 36 H: 7 R: 1 ER: 0 SO: 14 BB: 1 IBB: 0 HBP: 0 BLK: 0 WP: 0 HR: 0 S: 98 P: 146 ERA: 0.00 WHIP: 0.889																								

**Montreal Expos @ San Francisco Giants**  
Candlestick Park, San Francisco, CA  
Wed Aug 27 1975, 6:33 AM EDT  
Att: 2,594 - Unknown

AB	34
R	1
H	7
RBI	1
BB	1
SO	14
LOB	16



Batter	1	2	3	4	5	6	7	8	9	AB	R	H	RBI	BB	SO	LOB	BOTTOM							
<b>Gary Thomasson, L</b> OBP: 0.294, SLG: 0.315 (1, 8)	3-3 K		4-0 2B 1B BB		4-2 E S PB BB		0-0 4-3	2-1 F8		3	2	0	0	2	1	1								
<b>Derrel Thomas, S</b> OBP: 0.342, SLG: 0.355 (1, 4)	0-1 F4		0-2 1B		0-3 K		4-1 G4-6-3 BB			3	1	1	1	1	1	0								
<b>Bobby Murcer, L</b> OBP: 0.415, SLG: 0.470 (1, 9)	2-3 K		2-0 CS		3-2 F4		2-1 G4-6-3			4	0	1	2	0	1	2								
<b>Gary Matthews, R</b> OBP: 0.361, SLG: 0.417 (1, 7)		0-0 5-3		0-1 K		0-1 WP 1B		3-2 F8		4	1	1	0	0	1	1								
<b>Willie Montanez, L</b> OBP: 0.347, SLG: 0.402 (1, 3)		1-0 L4		0-2 CS		1-2 WP 1B		4-0 1B 3B BB		3	2	1	0	1	1	0								
<b>Chris Speier, R</b> OBP: 0.368, SLG: 0.416 (1, 6)		4-1 BB		0-3 K		4-1 G6-3 1B		1-1 1B 3B BB		2	1	1	0	2	1	0								
<b>Bruce Miller, R</b> OBP: 0.277, SLG: 0.298 (1, 5)		0-3 K		1-3 K		0-1 G6-3 1B		0-1 1B 3B 1B		4	1	2	4	0	2	1								
<b>Mike Sadek, R</b> OBP: 0.329, SLG: 0.328 (1, 2)			1-0 2B		0-0 F7		0-1 G6-3		0-0 F9	4	1	1	0	0	0	3								
<b>John Montefusco, R</b> OBP: 0.123, SLG: 0.115 (1, 1)			1-3 K		2-3 K		0-3 K		4-2 BB	3	0	0	0	1	3	2								
<b>Inning Stats</b>	R: 0 H: 0 E: 0 K: 2 S: 9	H: 0 LOB: 0 BB: 0 P: 14	R: 0 H: 0 E: 0 K: 1 S: 6	H: 0 LOB: 1 BB: 1 P: 11	R: 3 H: 3 E: 0 K: 2 S: 13	H: 3 LOB: 0 BB: 1 P: 23	R: 0 H: 0 E: 0 K: 3 S: 9	H: 0 LOB: 0 BB: 0 P: 11	R: 1 H: 0 E: 0 K: 2 S: 14	H: 0 LOB: 1 BB: 1 P: 23	R: 2 H: 3 E: 0 K: 1 S: 14	H: 3 LOB: 1 BB: 1 P: 19	R: 0 H: 0 E: 0 K: 0 S: 4	H: 0 LOB: 0 BB: 1 P: 10	R: 3 H: 2 E: 0 K: 0 S: 13	H: 2 LOB: 1 BB: 2 P: 27	1B: 5 2B: 2 3B: 1 HR: 0	SF: 0 SAC: 0 DP: 2 HBP: 0	WP: 2 PB: 1 SB: 1 CS: 1	PA: 38				
<b>PITCHER</b> <b>Woodie Fryman, L</b> ERA: 3.38 (1, 1)	IP: 5.0 WLS: L BF: 23 H: 5 R: 6 ER: 5 SO: 10 BB: 3 IBB: 0 HBP: 0 BLK: 0 WP: 0 HR: 0 S: 57 P: 89 ERA: 9.00 WHIP: 1.600																							
<b>Donald DeMola, R</b> ERA: 4.2 (6, 1)	1.0 4 1 0 0 1 1 0 0 0 1 0 8 12 0.00 2.000																							
<b>Dennis Blair, R</b> ERA: 3.89 (7, 1)	2.0 10 2 3 3 0 3 0 0 0 1 0 17 37 13.50 2.500																							

**Montreal Expos @ San Francisco Giants**  
Candlestick Park, San Francisco, CA  
Wed Aug 27 1975, 6:33 AM EDT  
Att: 2,594 - Unknown

AB	30
R	9
H	8
RBI	7
BB	7
SO	11
LOB	10









Batter	1	2	3	4	5	6	7	8	9	AB	R	H	RBI	BB	SO	LOB	TOP								
<b>Jim Lyttle, L</b> (1, 8) <small>OBP: 0.364, SLG: 0.319</small> <b>Pepe Mangual, R</b> (5, 8) <small>OBP: 0.331, SLG: 0.346</small>										3	0	1	0	0	0	0	<b>Montreal Expos @ San Diego Padres</b> San Diego Stadium, San Diego, CA Fri Aug 29 1975, 10:05 PM EDT Att: 4,976 - Unknown								
<b>Jim Dwyer, L</b> (1, 7) <small>OBP: 0.317, SLG: 0.311</small>										2	0	0	0	0	0	0									
<b>Mike Jorgensen, L</b> (1, 3) <small>OBP: 0.363, SLG: 0.385</small>										4	1	1	1	0	0	2									
<b>Larry Bittner, L</b> (1, 9) <small>OBP: 0.391, SLG: 0.422</small>										4	2	2	0	0	0	2									
<b>Larry Parrish, R</b> (1, 5) <small>OBP: 0.311, SLG: 0.422</small>										3	1	1	1	1	1	0									
<b>Gary Carter, R</b> (1, 2) <small>OBP: 0.360, SLG: 0.421</small>										3	0	2	1	1	0	0									
<b>Pete Mackanin, R</b> (1, 4) <small>OBP: 0.290, SLG: 0.396</small>										4	0	0	0	0	0	4									
<b>Tim Foli, R</b> (1, 6) <small>OBP: 0.281, SLG: 0.284</small>										3	0	1	1	1	0	0									
<b>Don Carrithers, R</b> (1, 1) <small>OBP: 0.118, SLG: 0.176</small>										4	0	0	0	0	2	4									
<b>Inning Stats</b>	R: 0 E: 0 K: 0 S: 8	H: 1 LOB: 1 BB: 0 P: 13	R: 0 E: 0 K: 1 S: 7	H: 1 LOB: 0 BB: 0 P: 13	R: 0 E: 0 K: 1 S: 6	H: 0 LOB: 0 BB: 1 P: 6	R: 3 E: 0 K: 0 S: 15	H: 4 LOB: 2 BB: 1 P: 26	R: 0 E: 0 K: 0 S: 7	H: 0 LOB: 0 BB: 0 P: 12	R: 1 E: 0 K: 0 S: 14	H: 2 LOB: 2 BB: 2 P: 29	R: 0 E: 0 K: 0 S: 7	H: 0 LOB: 1 BB: 1 P: 16	R: 0 E: 0 K: 0 S: 5	H: 0 LOB: 0 BB: 0 P: 7	R: 0 E: 0 K: 1 S: 8	H: 0 LOB: 0 BB: 0 P: 12	1B: 7 2B: 0 3B: 0 HR: 1	SF: 0 SAC: 2 DP: 0 HBP: 0	WP: 1 PB: 0 SB: 1 CS: 1	PA: 37			
<b>PITCHER</b>	IP	WLS	BF	H	R	ER	SO	BB	IBB	HBP	BLK	WP	HR	S	P	ERA	WHIP								
<b>Joe McIntosh, R</b> (1, 1) <small>ERA: 3.5</small>	5.0	L	21	6	3	3	2	1	0	0	0	0	1	43	70	5.40	1.400								
<b>Dave Freisleben, R</b> (6, 1) <small>ERA: 4.2</small>	1.0		7	2	1	1	0	3	0	0	0	1	0	15	34	9.00	5.000								
<b>Dave Tomlin, L</b> (7, 1) <small>ERA: 3.71</small>	1.0		3	0	0	0	0	0	0	0	0	0	0	6	11	0.00	0.000								
<b>Bill Greif, R</b> (8, 1) <small>ERA: 3.53</small>	2.0		6	0	0	0	1	0	0	0	0	0	0	13	19	0.00	0.000								

AB	31
R	4
H	8
RBI	4
BB	4
SO	3
LOB	12



Batter	1	2	3	4	5	6	7	8	9	AB	R	H	RBI	BB	SO	LOB	BOTTOM								
<b>Johnny Grubb, L</b> (1, 8) <small>OBP: 0.350, SLG: 0.371</small>										3	0	1	0	1	0	0	<b>Montreal Expos @ San Diego Padres</b> San Diego Stadium, San Diego, CA Fri Aug 29 1975, 10:05 PM EDT Att: 4,976 - Unknown								
<b>Tito Fuentes, S</b> (1, 4) <small>OBP: 0.306, SLG: 0.346</small>									4	0	0	0	0	0	4										
<b>Bobby Tolan, L</b> (1, 7) <small>OBP: 0.295, SLG: 0.327</small>										3	0	0	0	1	0										
<b>Willie McCovey, L</b> (1, 3) <small>OBP: 0.340, SLG: 0.432</small>										3	0	2	0	1	1										
<b>Dave Winfield, R</b> (1, 9) <small>OBP: 0.356, SLG: 0.407</small>										4	0	0	0	0	1	3									
<b>Hector Torres, R</b> (1, 6) <small>OBP: 0.282, SLG: 0.327</small>									4	0	0	0	0	0	2										
<b>Dave Roberts, R</b> (1, 5) <small>OBP: 0.333, SLG: 0.375</small>										4	0	1	0	0	1										
<b>Fred Kendall, R</b> (1, 2) <small>OBP: 0.274, SLG: 0.262</small>										3	0	0	0	0	1										
<b>Joe McIntosh, S</b> (1, 1) <small>OBP: 0.268, SLG: 0.256</small> <b>Ted Kubiak, S</b> (5, PH) <small>OBP: 0.206, SLG: 0.206</small> <b>Dave Freisleben, R</b> (6, 1) <small>OBP: 0.171, SLG: 0.085</small> <b>Dave Tomlin, L</b> (7, 1) <small>OBP: 0.190, SLG: 0.099</small> <b>Gene Locklear, L</b> (8, 1) <small>OBP: 0.342, SLG: 0.435</small> <b>Bill Greif, R</b> (8, 1)										1	0	0	0	0	0	0									
<b>Inning Stats</b>	R: 0 E: 0 K: 1 S: 9	H: 0 LOB: 1 BB: 1 P: 16	R: 0 E: 0 K: 0 S: 6	H: 0 LOB: 0 BB: 0 P: 8	R: 0 E: 0 K: 0 S: 5	H: 0 LOB: 0 BB: 0 P: 8	R: 0 E: 0 K: 0 S: 6	H: 0 LOB: 1 BB: 1 P: 13	R: 0 E: 0 K: 0 S: 11	H: 1 LOB: 3 BB: 2 P: 24	R: 0 E: 0 K: 0 S: 8	H: 1 LOB: 1 BB: 0 P: 13	R: 0 E: 0 K: 1 S: 7	H: 0 LOB: 0 BB: 0 P: 9	R: 0 E: 0 K: 0 S: 6	H: 1 LOB: 0 BB: 0 P: 9	R: 0 E: 0 K: 1 S: 8	H: 1 LOB: 1 BB: 0 P: 11	1B: 4 2B: 0 3B: 0 HR: 0	SF: 0 SAC: 0 DP: 1 HBP: 0	WP: 0 PB: 0 SB: 0 CS: 0	PA: 34			
<b>PITCHER</b>	IP	WLS	BF	H	R	ER	SO	BB	IBB	HBP	BLK	WP	HR	S	P	ERA	WHIP								
<b>Don Carrithers, R</b> (1, 1) <small>ERA: 3.0</small>	9.0	W	34	4	0	0	3	4	0	0	0	0	0	66	111	0.00	0.889								

AB	30
R	0
H	4
RBI	0
BB	4
SO	3
LOB	13





Batter	1	2	3	4	5	6	7	8	9	AB	R	H	RBI	BB	SO	LOB	TOP					
Bob Bailey, R (1, 7) OBP: 0.388, SLG: 0.355	0-3 K	0-3 K		2-3 K		1-3 K		0-0 G6-4-3		1	0	0	0	0	1	0	<b>Montreal Expos @ San Diego Padres</b> San Diego Stadium, San Diego, CA Sat Aug 30 1975, 10:05 PM EDT Att: 5,268 - Unknown					
Nate Colbert, R (1, 3) OBP: 0.232, SLG: 0.312								1-2 G6-4-3		3	0	0	0	0	3	3						
Mike Jorgensen, L (8, PH) OBP: 0.364, SLG: 0.387										1	0	1	0	0	0	0						
Pepe Mangual, R (1, 8) OBP: 0.333, SLG: 0.346	4-2 WP S 1B	0-3 K			4-0 FC5-4 S BB		1-1 FC 1B	3-2 G6-4-3 1-2		3	2	1	0	2	1	3						
Gary Carter, R (1, 9) OBP: 0.360, SLG: 0.421	2-1 1B		1-2 L7		3-2 F2		2-0 E SF7 1B		2-0 F8	5	2	2	1	0	0	1						
Jose Morales, R (1, 3) OBP: 0.367, SLG: 0.400	1-0 1B		0-1 6-3		4-0 FC5-4 IBB		1-1 FC SF7		0-3 K	2	0	1	0	0	0	0						
Larry Bittner, L (5, PH) OBP: 0.391, SLG: 0.419	1-2 1B						1-3 2H 2H		1-3 K	2	0	0	0	1	1	1						
Larry Parrish, R (1, 5) OBP: 0.312, SLG: 0.422	2-2 1B		1-1 FC5-4 1B		2-2 FC5-4 1-2 2-3		0-0 SF7		1-3 K	4	0	2	2	0	1	2						
Barry Foote, R (1, 2) OBP: 0.231, SLG: 0.296	1-0 G4-6-3 1-2		1-1 FC5-4 1-2		0-0 F4		3-0 F6			4	0	0	0	0	0	6						
Tim Foli, R (1, 6) OBP: 0.282, SLG: 0.288		0-0 F7 1B		0-1 L3		1-2 4-3 SH2-4 1B		0-1 F5		4	1	2	0	0	0	1						
Pete Mackanin, R (1, 4) OBP: 0.290, SLG: 0.398		0-1 F7		1-2 SH2-4 2B		1-2 SH2-4		1-0 F6		3	0	1	0	0	0	1						
Steve Renko, R (1, 1) OBP: 0.320, SLG: 0.348		1-1 3H 1B		1-1 6-3		0-1 4-3		0-0 1B		4	0	2	1	0	0	2						
<b>Inning Stats</b>	R: 2 E: 0 K: 1 S: 12	H: 3 LOB: 1 BB: 1 P: 22	R: 1 E: 0 K: 2 S: 11	H: 2 LOB: 1 BB: 0 P: 12	R: 0 E: 0 K: 1 S: 10	H: 1 LOB: 1 BB: 0 P: 13	R: 0 E: 0 K: 1 S: 10	H: 1 LOB: 1 BB: 0 P: 14	R: 0 E: 0 K: 1 S: 10	H: 0 LOB: 2 BB: 2 P: 21	R: 2 E: 1 K: 0 S: 11	H: 2 LOB: 1 BB: 0 P: 15	R: 0 E: 0 K: 2 S: 6	H: 2 LOB: 1 BB: 0 P: 10	R: 0 E: 0 K: 2 S: 8	H: 0 LOB: 0 BB: 0 P: 11	1B: 10 2B: 2 3B: 0 HR: 0	SF: 1 SAC: 1 DP: 2 HBP: 0	WP: 1 PB: 0 SB: 2 CS: 0	PA: 41		
<b>PITCHER</b>	IP WLS BF H R ER SO BB IBB HBP BLK WP HR S P ERA WHIP	IP WLS BF H R ER SO BB IBB HBP BLK WP HR S P ERA WHIP	IP WLS BF H R ER SO BB IBB HBP BLK WP HR S P ERA WHIP	IP WLS BF H R ER SO BB IBB HBP BLK WP HR S P ERA WHIP	IP WLS BF H R ER SO BB IBB HBP BLK WP HR S P ERA WHIP	IP WLS BF H R ER SO BB IBB HBP BLK WP HR S P ERA WHIP	IP WLS BF H R ER SO BB IBB HBP BLK WP HR S P ERA WHIP	IP WLS BF H R ER SO BB IBB HBP BLK WP HR S P ERA WHIP	IP WLS BF H R ER SO BB IBB HBP BLK WP HR S P ERA WHIP	IP WLS BF H R ER SO BB IBB HBP BLK WP HR S P ERA WHIP	IP WLS BF H R ER SO BB IBB HBP BLK WP HR S P ERA WHIP	IP WLS BF H R ER SO BB IBB HBP BLK WP HR S P ERA WHIP	IP WLS BF H R ER SO BB IBB HBP BLK WP HR S P ERA WHIP	IP WLS BF H R ER SO BB IBB HBP BLK WP HR S P ERA WHIP	IP WLS BF H R ER SO BB IBB HBP BLK WP HR S P ERA WHIP	IP WLS BF H R ER SO BB IBB HBP BLK WP HR S P ERA WHIP	IP WLS BF H R ER SO BB IBB HBP BLK WP HR S P ERA WHIP	IP WLS BF H R ER SO BB IBB HBP BLK WP HR S P ERA WHIP	IP WLS BF H R ER SO BB IBB HBP BLK WP HR S P ERA WHIP	IP WLS BF H R ER SO BB IBB HBP BLK WP HR S P ERA WHIP	IP WLS BF H R ER SO BB IBB HBP BLK WP HR S P ERA WHIP	IP WLS BF H R ER SO BB IBB HBP BLK WP HR S P ERA WHIP

AB	36
R	5
H	12
RBI	4
BB	3
SO	7
LOB	20



Batter	1	2	3	4	5	6	7	8	9	AB	R	H	RBI	BB	SO	LOB	BOTTOM					
Enzo Hernandez, R (1, 6) OBP: 0.281, SLG: 0.265	0-1 F6		0-2 S 1B		2-2 F8		1-3 K			4	0	1	0	0	1	0	<b>Montreal Expos @ San Diego Padres</b> San Diego Stadium, San Diego, CA Sat Aug 30 1975, 10:05 PM EDT Att: 5,268 - Unknown					
Tito Fuentes, S (1, 4) OBP: 0.306, SLG: 0.344	4-2 BB SF7 BB		0-3 K		1-1 1-3			2-1 F7		3	1	0	0	1	1	1						
Gene Locklear, L (1, 7) OBP: 0.369, SLG: 0.431	4-0 1B		3-1 F7		4-2 BB			0-0 6-3		2	0	0	0	2	0	1						
Willie McCovey, L (1, 3) OBP: 0.339, SLG: 0.428	4-2 1B		3-2 F8		0-1 L9			1-1 F9		3	0	0	0	1	0	2						
Dave Winfield, R (1, 9) OBP: 0.353, SLG: 0.405	2-0 SF7			1-2 F6		2-1 F8			1-3 K	3	0	0	1	0	1	0						
Johnny Grubb, L (1, 8) OBP: 0.350, SLG: 0.370	1-1 4-3			1-1 BB 1B		2-1 F8			1-1 F4	4	0	1	0	0	0	2						
Dave Roberts, R (1, 5) OBP: 0.324, SLG: 0.361		0-2 L7		2-3 K		2-2 F3			0-2 1B	4	0	1	0	0	1	1						
Randy Hundley, R (1, 2) OBP: 0.281, SLG: 0.287		1-3 K		4-0 BB			2-2 L7		3-3 K	3	0	0	0	1	2	1						
Rich Folkers, L (1, 1) OBP: 0.241, SLG: 0.222		1-1 6-3			1-3 K		2-3 K			1	0	0	0	0	0	0						
Ted Kubiak, S (4, PH) OBP: 0.304, SLG: 0.254										1	0	0	0	0	1	2						
Jerry Johnson, R (5, 1) OBP: 0.083, SLG: 0.167										0	0	0	0	0	0	0						
Bobby Tolan, L (7, PH) OBP: 0.294, SLG: 0.327										1	0	0	0	0	1	0						
Danny Frisella, L (8, 1) OBP: 0.200, SLG: 0.200										0	0	0	0	0	0	0						
<b>Inning Stats</b>	R: 1 E: 0 K: 0 S: 9	H: 0 LOB: 2 BB: 3 P: 24	R: 0 E: 0 K: 1 S: 8	H: 0 LOB: 0 BB: 0 P: 10	R: 0 E: 0 K: 1 S: 11	H: 1 LOB: 1 BB: 0 P: 17	R: 0 E: 0 K: 2 S: 11	H: 1 LOB: 2 BB: 1 P: 20	R: 0 E: 0 K: 0 S: 9	H: 0 LOB: 0 BB: 1 P: 16	R: 0 E: 0 K: 0 S: 7	H: 0 LOB: 0 BB: 0 P: 13	R: 0 E: 0 K: 2 S: 10	H: 0 LOB: 0 BB: 0 P: 15	R: 0 E: 0 K: 0 S: 5	H: 0 LOB: 0 BB: 0 P: 8	R: 0 E: 0 K: 2 S: 11	H: 1 LOB: 1 BB: 0 P: 16	1B: 3 2B: 0 3B: 0 HR: 0	SF: 1 SAC: 0 DP: 0 HBP: 0	WP: 0 PB: 0 SB: 1 CS: 0	PA: 35
<b>PITCHER</b>	IP WLS BF H R ER SO BB IBB HBP BLK WP HR S P ERA WHIP	IP WLS BF H R ER SO BB IBB HBP BLK WP HR S P ERA WHIP	IP WLS BF H R ER SO BB IBB HBP BLK WP HR S P ERA WHIP	IP WLS BF H R ER SO BB IBB HBP BLK WP HR S P ERA WHIP	IP WLS BF H R ER SO BB IBB HBP BLK WP HR S P ERA WHIP	IP WLS BF H R ER SO BB IBB HBP BLK WP HR S P ERA WHIP	IP WLS BF H R ER SO BB IBB HBP BLK WP HR S P ERA WHIP	IP WLS BF H R ER SO BB IBB HBP BLK WP HR S P ERA WHIP	IP WLS BF H R ER SO BB IBB HBP BLK WP HR S P ERA WHIP	IP WLS BF H R ER SO BB IBB HBP BLK WP HR S P ERA WHIP	IP WLS BF H R ER SO BB IBB HBP BLK WP HR S P ERA WHIP	IP WLS BF H R ER SO BB IBB HBP BLK WP HR S P ERA WHIP	IP WLS BF H R ER SO BB IBB HBP BLK WP HR S P ERA WHIP	IP WLS BF H R ER SO BB IBB HBP BLK WP HR S P ERA WHIP	IP WLS BF H R ER SO BB IBB HBP BLK WP HR S P ERA WHIP	IP WLS BF H R ER SO BB IBB HBP BLK WP HR S P ERA WHIP	IP WLS BF H R ER SO BB IBB HBP BLK WP HR S P ERA WHIP	IP WLS BF H R ER SO BB IBB HBP BLK WP HR S P ERA WHIP	IP WLS BF H R ER SO BB IBB HBP BLK WP HR S P ERA WHIP	IP WLS BF H R ER SO BB IBB HBP BLK WP HR S P ERA WHIP	IP WLS BF H R ER SO BB IBB HBP BLK WP HR S P ERA WHIP	IP WLS BF H R ER SO BB IBB HBP BLK WP HR S P ERA WHIP

AB	29
R	1
H	3
RBI	1
BB	5
SO	8
LOB	10





Batter	1	2	3	4	5	6	7	8	9	AB	R	H	RBI	BB	SO	LOB	TOP		
<b>Bob Bailey, R</b> OBP: 0.386, SLG: 0.350 (1, 7)	0-0		2-2			4-2		3-2		3	0	0	0	1	0	1	<b>Montreal Expos @ San Diego Padres</b> San Diego Stadium, San Diego, CA Sun Aug 31 1975, 6:33 AM EDT Att: 9,876 - Unknown <a href="http://livebaseballscorecards.com">livebaseballscorecards.com</a>		
<b>Tim Foli, R</b> OBP: 0.280, SLG: 0.285 (1, 6)	1-2			0-0		0-0		2-1		4	0	0	0	0	0	1			
<b>Gary Carter, R</b> OBP: 0.359, SLG: 0.418 (1, 9)	2-1			1-0		4-0		0-0		3	0	0	0	1	0	0			
<b>Jose Morales, R</b> OBP: 0.379, SLG: 0.407 (1, 3)		1-0		1-0		4-1		0-0		3	0	2	0	1	0	0			
<b>Larry Parrish, R</b> OBP: 0.311, SLG: 0.419 (1, 5)	1-2			1-2		2-1		4-1		3	0	0	0	1	0	3			
<b>Pepe Mangual, R</b> OBP: 0.333, SLG: 0.344 (1, 8)	0-1				2-3		4-0		3-2		3	0	0	0	1	2			
<b>Pete Mackanin, R</b> OBP: 0.288, SLG: 0.395 (1, 4)			2-0		1-0		1-1				3	0	0	0	0	2			
<b>Barry Foote, R</b> OBP: 0.230, SLG: 0.294 (1, 2)			3-2		2-0			1-1		3	0	0	0	0	0	0			
<b>Dan Warthen, S</b> OBP: 0.171, SLG: 0.147 <b>Chuck Taylor, R</b> (6, 1)						0-2			2-3		2	0	1	0	0	0			
<b>Nate Colbert, R</b> OBP: 0.231, SLG: 0.310 <b>Donald DeMola, R</b> (8, 1)											0	0	0	0	0	0			
<b>Inning Stats</b>	R: 0 E: 0 K: 0 S: 6	H: 0 LOB: 0 BB: 0 P: 9	R: 0 E: 0 K: 0 S: 8	H: 0 LOB: 0 BB: 0 P: 10	R: 0 E: 0 K: 0 S: 8	H: 1 LOB: 1 BB: 0 P: 15	R: 0 E: 0 K: 0 S: 6	H: 1 LOB: 1 BB: 0 P: 9	R: 0 E: 0 K: 1 S: 5	H: 0 LOB: 0 BB: 1 P: 10	R: 0 E: 0 K: 0 S: 5	H: 0 LOB: 0 BB: 3 P: 20	R: 0 E: 0 K: 1 S: 10	H: 0 LOB: 0 BB: 1 P: 16	R: 0 E: 0 K: 0 S: 9	H: 1 LOB: 2 BB: 1 P: 18	1B: 3 2B: 0 3B: 0 HR: 0	SF: 0 SAC: 0 DP: 2 HBP: 0	WP: 0 PA: 33 PB: 0 SB: 0 CS: 0
<b>PITCHER</b> <b>Brent Strom, L</b> ERA: 2.38 (1, 1)	IP: 9.0 WLS: W BF: 33 H: 3 R: 0 ER: 0 SO: 2 BB: 5 IBB: 0 HBP: 0 BLK: 0 WP: 0 HR: 0 S: 63 P: 117 ERA: 0.00 WHIP: 0.889															<b>PITCHER</b>			

Batter	1	2	3	4	5	6	7	8	9	AB	R	H	RBI	BB	SO	LOB	BOTTOM		
<b>Don Hahn, R</b> OBP: 0.314, SLG: 0.148 (1, 8)	4-1		0-2		3-2		2-2			3	1	0	0	1	0	0	<b>Montreal Expos @ San Diego Padres</b> San Diego Stadium, San Diego, CA Sun Aug 31 1975, 6:33 AM EDT Att: 9,876 - Unknown <a href="http://livebaseballscorecards.com">livebaseballscorecards.com</a>		
<b>Enzo Hernandez, R</b> OBP: 0.282, SLG: 0.266 (1, 6)	0-0		1-3		0-1		0-0			3	0	1	0	0	1	0			
<b>Tito Fuentes, S</b> OBP: 0.306, SLG: 0.345 (1, 4)	1-2		1-0		2-2		2-1			4	0	1	1	0	0	1			
<b>Willie McCovey, L</b> OBP: 0.343, SLG: 0.439 <b>Bobby Tolán, L</b> OBP: 0.294, SLG: 0.327 (9, 3)	3-2			4-2		0-0		1-0		3	2	2	1	1	0	1			
<b>Dave Winfield, R</b> OBP: 0.352, SLG: 0.405 (1, 9)	1-1			3-1		0-0		2-2		4	1	1	0	0	0	2			
<b>Dick Sharon, R</b> OBP: 0.340, SLG: 0.347 (1, 7)		2-3		4-2		3-2		0-1		3	1	0	0	1	1	2			
<b>Dave Roberts, R</b> OBP: 0.341, SLG: 0.450 (1, 5)		2-3		2-0		0-0		0-1		4	1	2	4	0	1	0			
<b>Bob Davis, R</b> OBP: 0.298, SLG: 0.273 (1, 2)				2-1		2-1				3	0	2	0	0	0	1			
<b>Brent Strom, R</b> OBP: 0.143, SLG: 0.150 (1, 1)			0-0		0-2		0-0			3	0	0	0	0	0	3			
<b>Inning Stats</b>	R: 1 E: 0 K: 0 S: 11	H: 1 LOB: 1 BB: 1 P: 20	R: 0 E: 0 K: 2 S: 9	H: 1 LOB: 0 BB: 0 P: 13	R: 0 E: 0 K: 1 S: 7	H: 0 LOB: 0 BB: 0 P: 9	R: 2 E: 0 K: 0 S: 14	H: 2 LOB: 1 BB: 2 P: 29	R: 0 E: 0 K: 0 S: 8	H: 1 LOB: 0 BB: 0 P: 13	R: 2 E: 0 K: 0 S: 10	H: 3 LOB: 1 BB: 0 P: 15	R: 0 E: 0 K: 0 S: 6	H: 0 LOB: 0 BB: 0 P: 10	R: 1 E: 0 K: 0 S: 9	H: 1 LOB: 0 BB: 0 P: 12		1B: 4 2B: 2 3B: 1 HR: 2	SF: 0 SAC: 1 DP: 0 HBP: 0
<b>PITCHER</b> <b>Dan Warthen, L</b> ERA: 3.38 <b>Chuck Taylor, R</b> ERA: 3.5 <b>Donald DeMola, R</b> ERA: 4.2 (1, 1)	IP: 5.1 WLS: L BF: 24 H: 7 R: 5 ER: 5 SO: 3 BB: 3 IBB: 0 HBP: 0 BLK: 0 WP: 0 HR: 1 S: 54 P: 92 ERA: 8.44 WHIP: 1.875															<b>PITCHER</b>			



Batter	1	2	3	4	5	6	7	8	9	AB	R	H	RBI	BB	SO	LOB	TOP								
<b>Pepe Mangual, R</b> OBP: 0.336, SLG: 0.347 (1, 8)										2	1	1	0	2	0	0									
<b>Jim Dwyer, L</b> OBP: 0.331, SLG: 0.317 (1, 7)										1	2	1	1	2	0	0									
<b>Gary Carter, R</b> OBP: 0.359, SLG: 0.417 (6, PH)										3	1	1	0	0	0	2									
<b>Barry Foote, R</b> OBP: 0.229, SLG: 0.293 (8, 2)										1	0	0	0	0	0	1									
<b>Mike Jorgensen, L</b> OBP: 0.363, SLG: 0.385 (1, 3)										4	0	1	1	0	0	4									
<b>Larry Blittner, L</b> OBP: 0.388, SLG: 0.416 (6, PH)										2	0	0	0	0	0	0									
<b>Jose Morales, R</b> OBP: 0.376, SLG: 0.407 (6, 9)										0	0	0	1	0	0	0									
<b>Tony Scott, S</b> OBP: 0.259, SLG: 0.239 (8, PH)										0	0	0	0	0	0	0									
<b>Jim Lytle, L</b> OBP: 0.357, SLG: 0.313 (8, 9)										1	0	0	0	0	0	0									
<b>Larry Parrish, R</b> OBP: 0.309, SLG: 0.416 (1, 5)										4	0	0	0	0	0	1									
<b>Pete Mackanin, R</b> OBP: 0.288, SLG: 0.394 (1, 4)										4	1	1	0	0	1	0									
<b>Tim Foli, R</b> OBP: 0.282, SLG: 0.289 (1, 6)										4	1	2	1	0	1	0									
<b>Steve Rogers, R</b> OBP: 0.296, SLG: 0.242 (8, 1)										3	0	0	0	0	0	1									
<b>Dale Murray, R</b> OBP: 0.385, SLG: 0.273 (8, 1)										1	0	1	1	0	0	0									
<b>Inning Stats</b>	R: 1 E: 0 K: 0 S: 7	H: 2 LOB: 0 BB: 0 P: 12	R: 0 E: 0 K: 1 S: 7	H: 0 LOB: 0 BB: 0 P: 12	R: 0 E: 0 K: 1 S: 7	H: 0 LOB: 0 BB: 0 P: 11	R: 1 E: 0 K: 0 S: 7	H: 1 LOB: 0 BB: 1 P: 16	R: 0 E: 0 K: 0 S: 8	H: 1 LOB: 1 BB: 0 P: 12	R: 2 E: 1 K: 0 S: 12	H: 1 LOB: 1 BB: 2 P: 24	R: 0 E: 0 K: 0 S: 6	H: 0 LOB: 0 BB: 0 P: 8	R: 0 E: 0 K: 0 S: 8	H: 0 LOB: 1 BB: 1 P: 15	R: 2 E: 0 K: 0 S: 17	H: 3 LOB: 1 BB: 0 P: 21	1B: 6 2B: 2 3B: 0 HR: 0	SF: 1 SAC: 1 DP: 1 HBP: 0	WP: 3 PB: 0 SB: 1 CS: 1	PA: 36			
<b>PITCHER</b>	IP	WLS	BF	H	R	ER	SO	BB	IBB	HBP	BLK	WP	HR	S	P	ERA	WHIP								
<b>Wayne Simpson, R</b> ERA: 3.6 (1, 1)	5.0		18	4	2	2	2	1	0	0	0	1	0	36	63	3.60	1.000								
<b>Tom Hilgendorf, L</b> ERA: 1.9 (8, 1)	2.0		9	1	2	0	0	2	0	0	0	1	0	18	32	0.00	1.500								
<b>Tug McGraw, L</b> ERA: 3.12 (9, 1)	1.0	L	5	3	2	2	0	0	0	0	0	0	0	8	15	0.00	1.000								
<b>Gene Garber, R</b> ERA: 3.56 (9, 1)	1.0	L	5	3	2	2	0	0	0	0	0	0	0	17	21	18.00	3.000								

**Montreal Expos @ Philadelphia Phillies**  
Veterans Stadium, Philadelphia, PA  
Mon Sep 01 1975, 7:05 PM EDT  
Att: 12,925 - Unknown

AB 30  
R 6  
H 8  
RBI 5  
BB 4  
SO 2  
LOB 9



Batter	1	2	3	4	5	6	7	8	9	AB	R	H	RBI	BB	SO	LOB	BOTTOM								
<b>Dave Cash, R</b> OBP: 0.360, SLG: 0.393 (1, 4)										5	1	2	1	0	1	2									
<b>Larry Bowa, S</b> OBP: 0.333, SLG: 0.383 (1, 6)										4	1	2	1	1	0	1									
<b>Jay Johnstone, L</b> OBP: 0.404, SLG: 0.475 (1, 9)										4	1	0	1	0	0	4									
<b>Greg Luzinski, R</b> OBP: 0.393, SLG: 0.558 (1, 7)										5	0	1	0	0	2	4									
<b>Dick Allen, R</b> OBP: 0.328, SLG: 0.369 (1, 3)										3	0	3	2	2	0	0									
<b>Mike Schmidt, R</b> OBP: 0.384, SLG: 0.507 (1, 5)										5	0	0	0	0	1	6									
<b>Garry Maddox, R</b> OBP: 0.353, SLG: 0.425 (1, 8)										3	1	3	0	1	0	0									
<b>Johnny Oates, L</b> OBP: 0.357, SLG: 0.340 (1, 2)										4	0	0	0	0	0	7									
<b>Wayne Simpson, R</b> ERA: 3.6 (1, 1)										0	0	0	0	1	0	0									
<b>Tim McCarver, L</b> OBP: 0.425, SLG: 0.426 (8, PH)										1	0	1	0	0	0	0									
<b>Tom Hilgendorf, L</b> ERA: 1.9 (8, 1)										0	0	0	0	0	0	0									
<b>Tony Taylor, R</b> OBP: 0.328, SLG: 0.349 (7, PH)										0	0	0	0	0	0	0									
<b>Tug McGraw, L</b> ERA: 3.12 (9, 1)										0	0	0	0	0	0	0									
<b>Tom Hutton, R</b> OBP: 0.328, SLG: 0.182 (8, PH)										1	0	0	0	0	0	1									
<b>Gene Garber, R</b> ERA: 3.56 (9, 1)										0	0	0	0	0	0	0									
<b>Inning Stats</b>	R: 0 E: 0 K: 1 S: 7	H: 0 LOB: 0 BB: 0 P: 9	R: 0 E: 0 K: 0 S: 7	H: 2 LOB: 1 BB: 1 P: 16	R: 0 E: 0 K: 1 S: 11	H: 0 LOB: 2 BB: 2 P: 23	R: 0 E: 0 K: 0 S: 7	H: 1 LOB: 1 BB: 1 P: 16	R: 0 E: 0 K: 0 S: 6	H: 1 LOB: 1 BB: 0 P: 9	R: 3 E: 0 K: 1 S: 19	H: 3 LOB: 2 BB: 1 P: 34	R: 1 E: 0 K: 0 S: 6	H: 2 LOB: 1 BB: 0 P: 10	R: 1 E: 0 K: 0 S: 9	H: 2 LOB: 1 BB: 0 P: 13	1B: 9 2B: 2 3B: 1 HR: 0	SF: 1 SAC: 0 DP: 1 HBP: 0	WP: 0 PB: 0 SB: 1 CS: 0	PA: 42					
<b>PITCHER</b>	IP	WLS	BF	H	R	ER	SO	BB	IBB	HBP	BLK	WP	HR	S	P	ERA	WHIP								
<b>Steve Rogers, R</b> ERA: 3.19 (1, 1)	7.2		36	9	4	4	4	6	0	0	0	0	0	72	131	4.70	1.957								
<b>Dale Murray, R</b> ERA: 3.29 (8, 1)	1.1	W	6	3	1	1	0	0	0	0	0	0	0	11	17	6.75	2.250								

**Montreal Expos @ Philadelphia Phillies**  
Veterans Stadium, Philadelphia, PA  
Mon Sep 01 1975, 7:05 PM EDT  
Att: 12,925 - Unknown

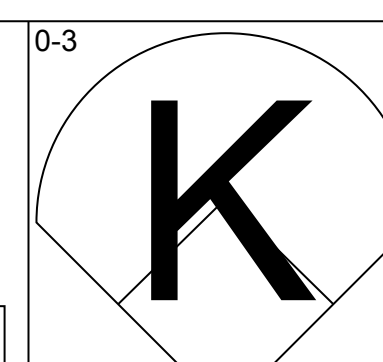
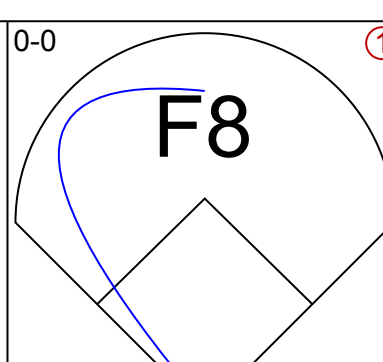
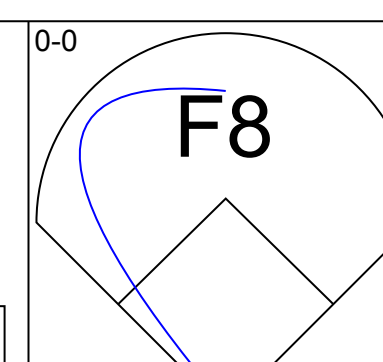
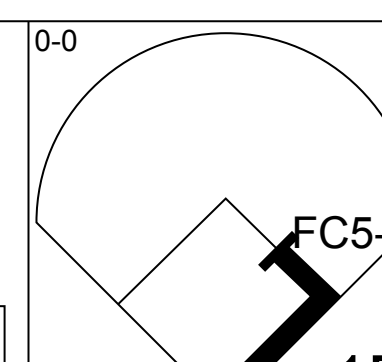
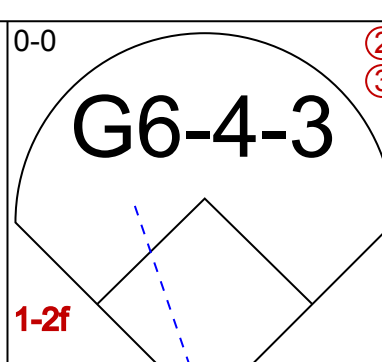
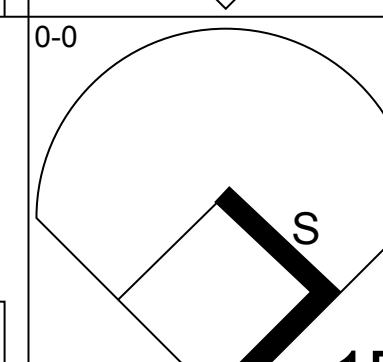
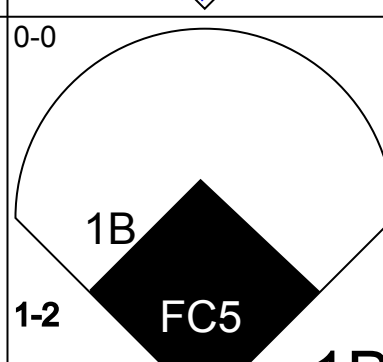
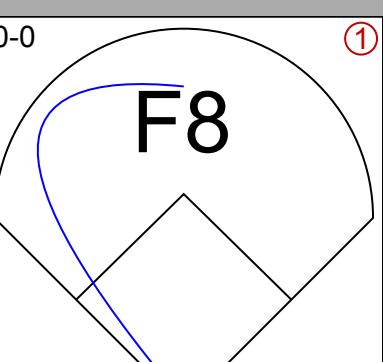
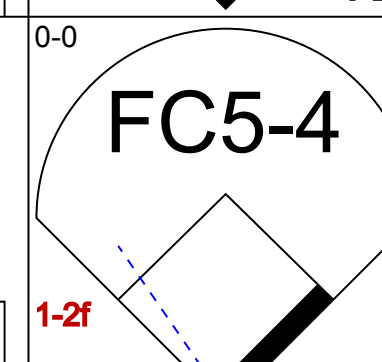
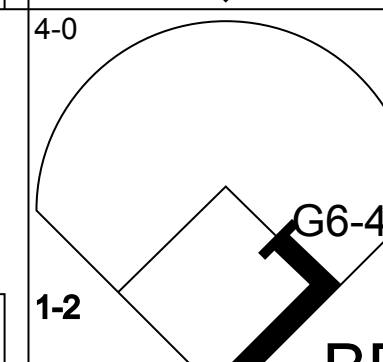
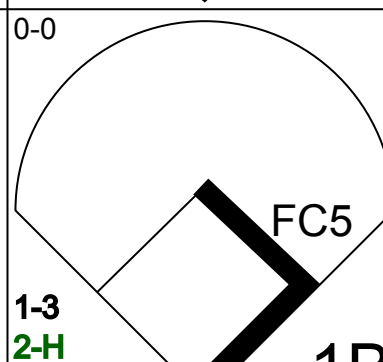
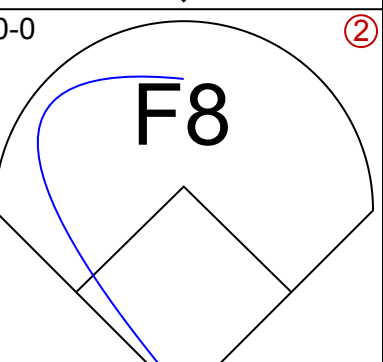
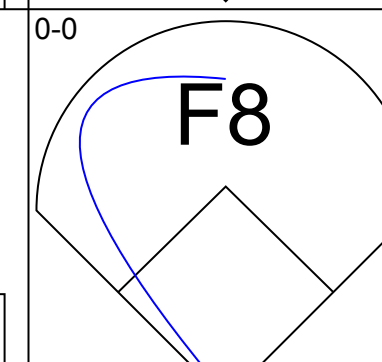
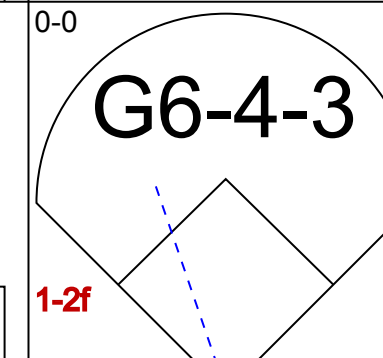
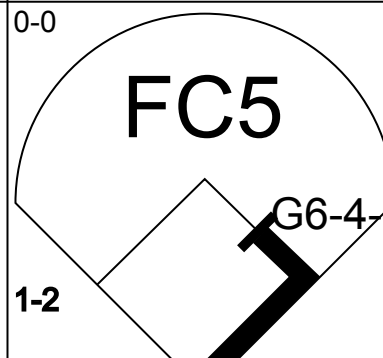
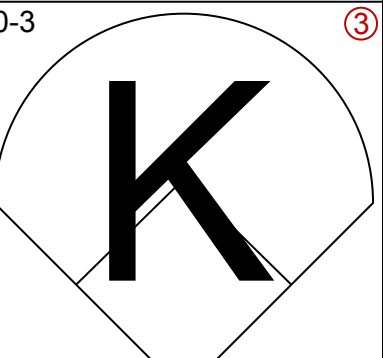
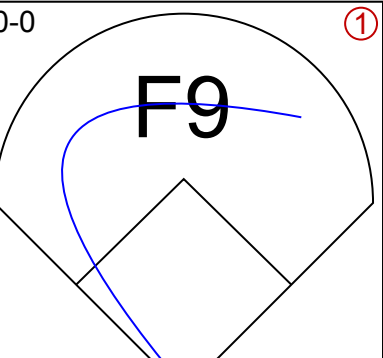
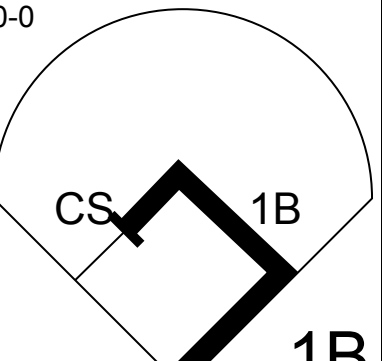
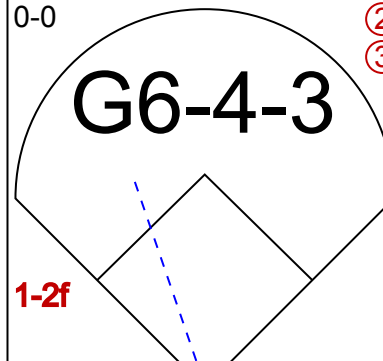
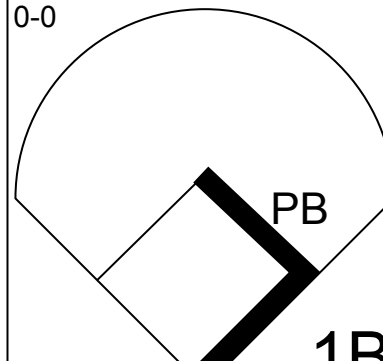
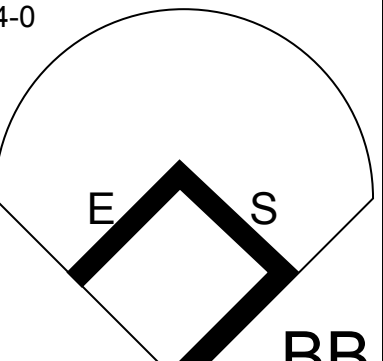
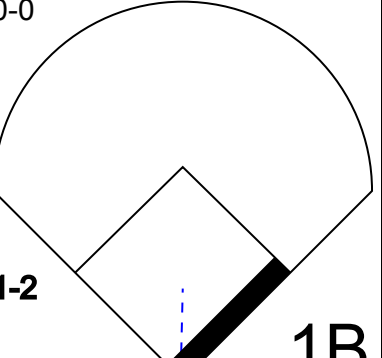
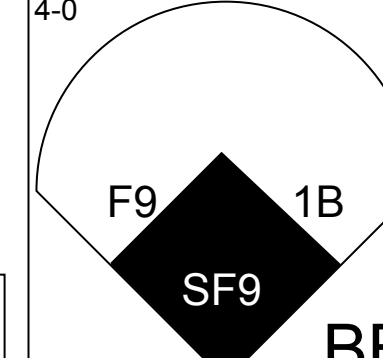
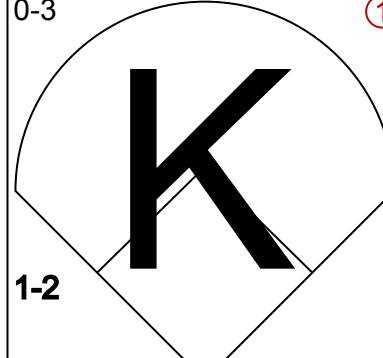
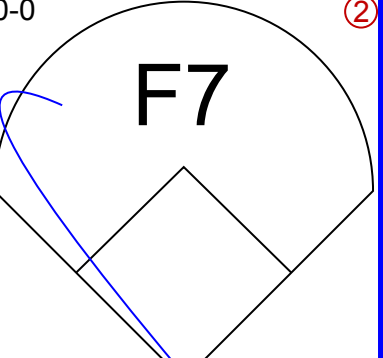
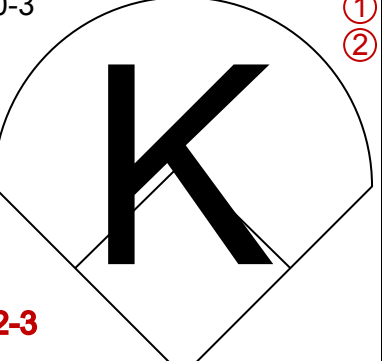
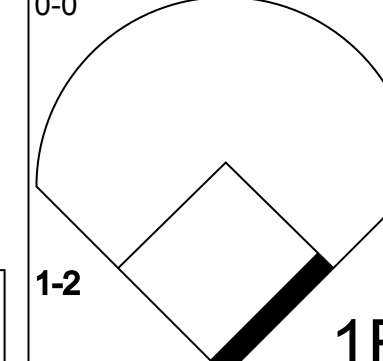
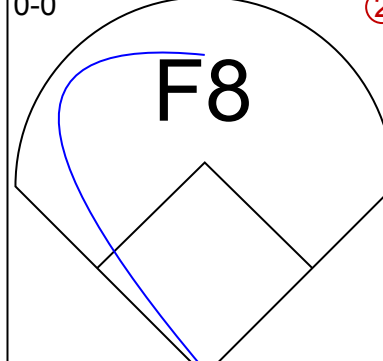
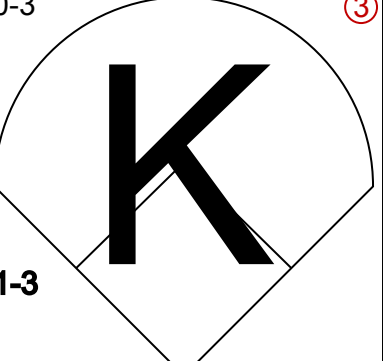
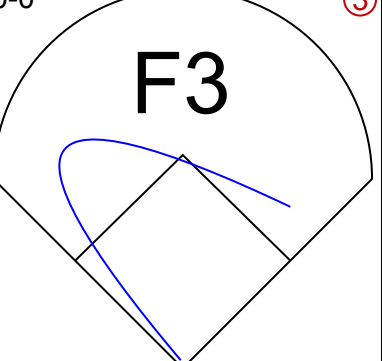
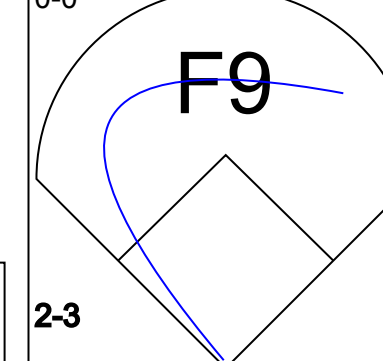
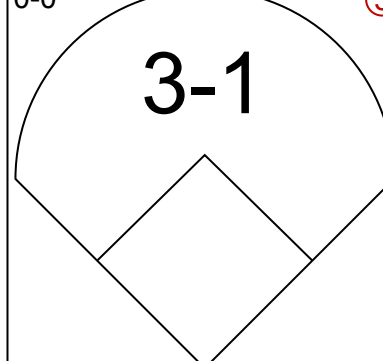
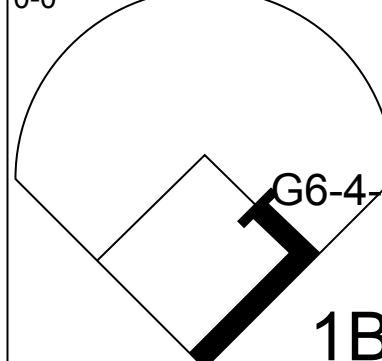
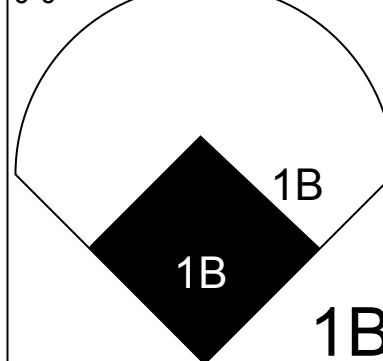
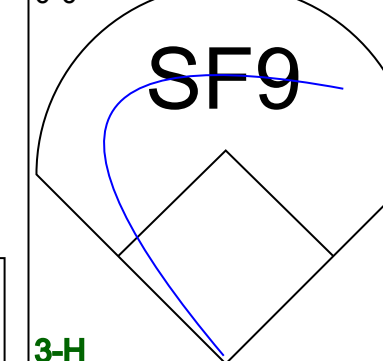
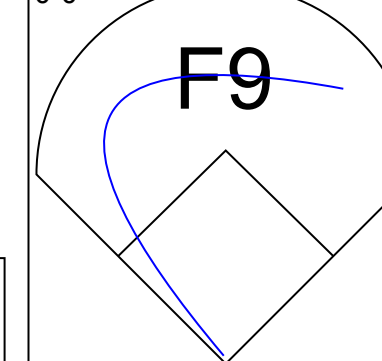

AB 35  
R 5  
H 12  
RBI 5  
BB 6  
SO 4  
LOB 25





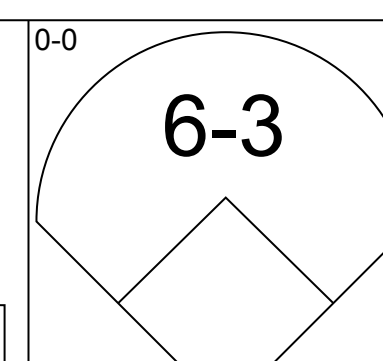
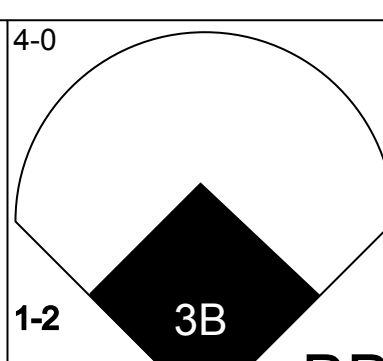
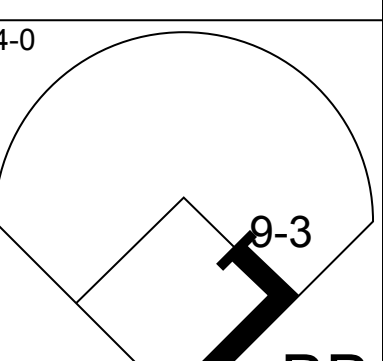
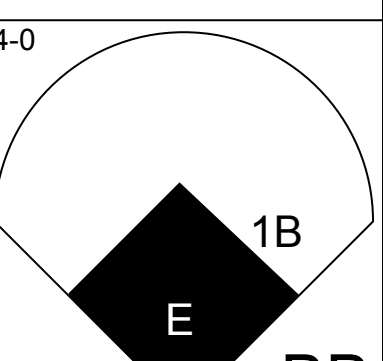
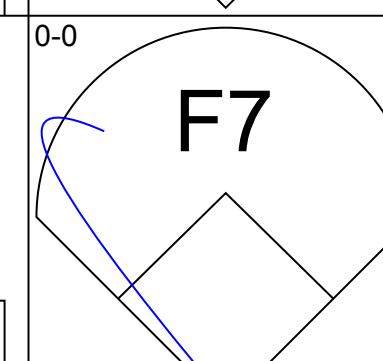
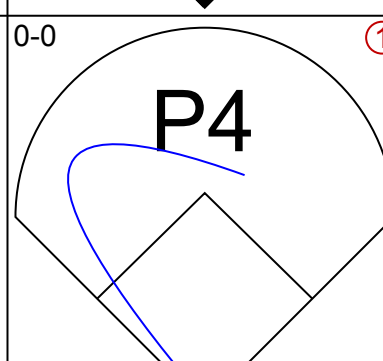
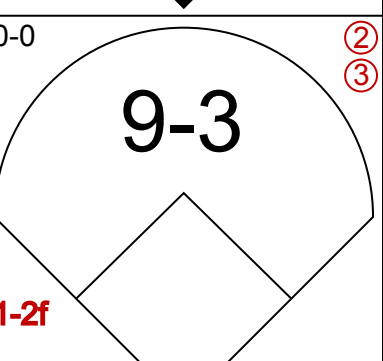
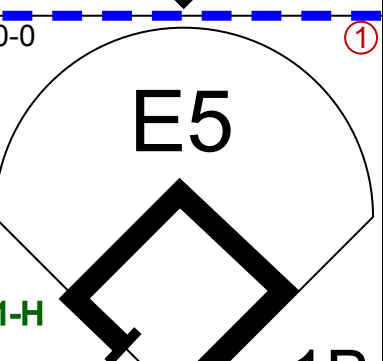
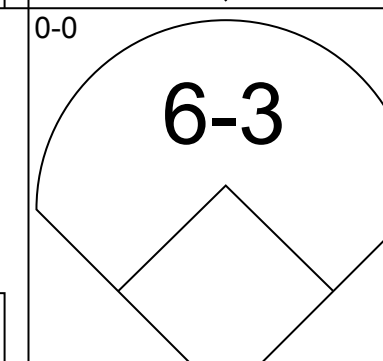
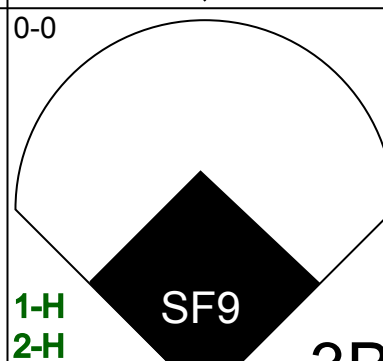
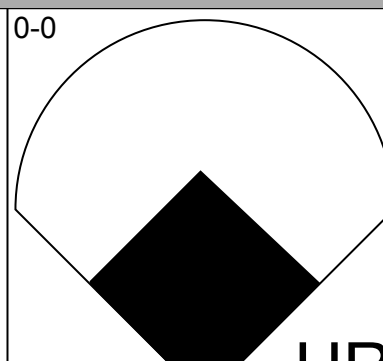
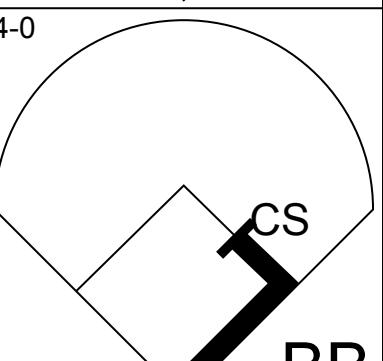
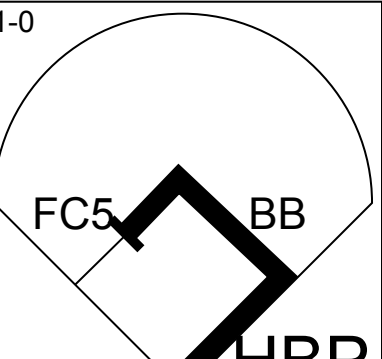
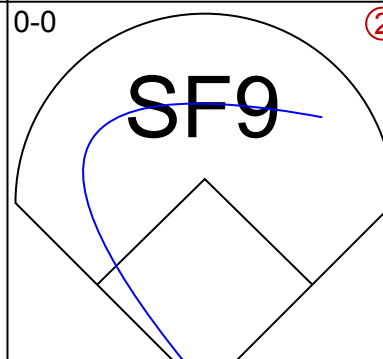
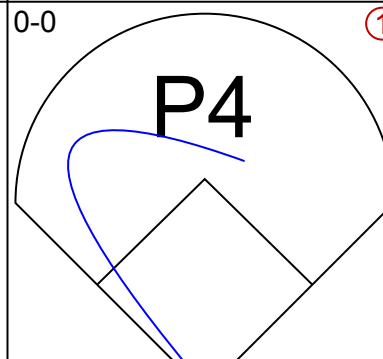
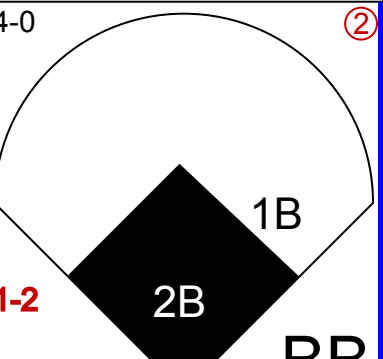
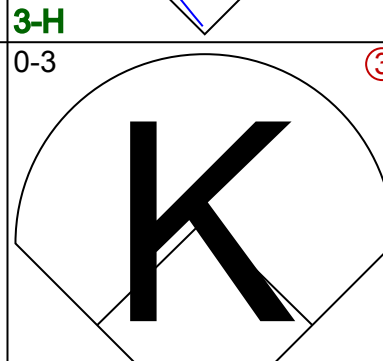
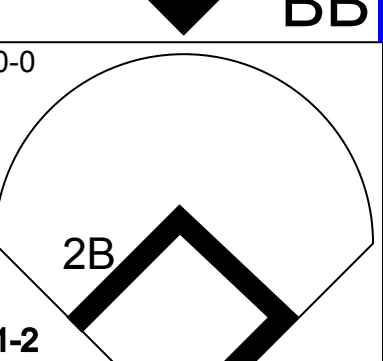
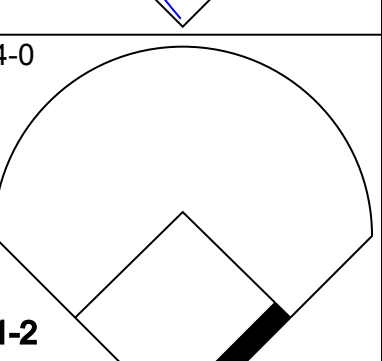

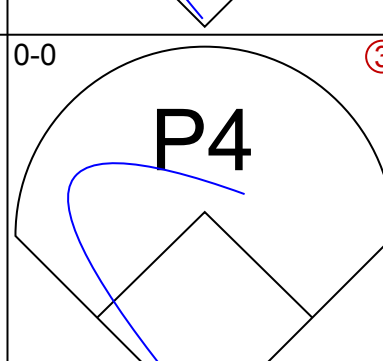
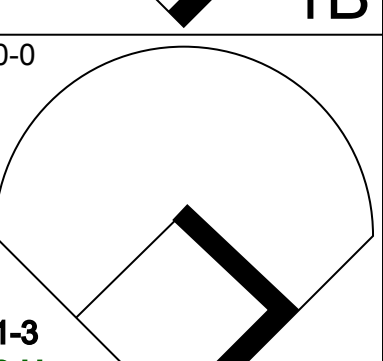
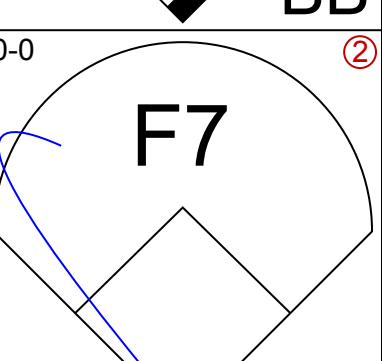
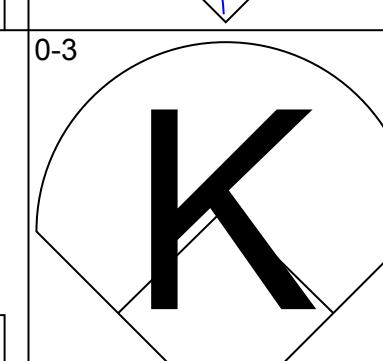

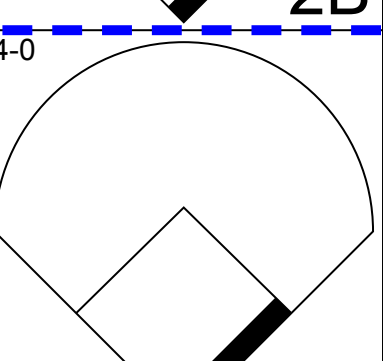
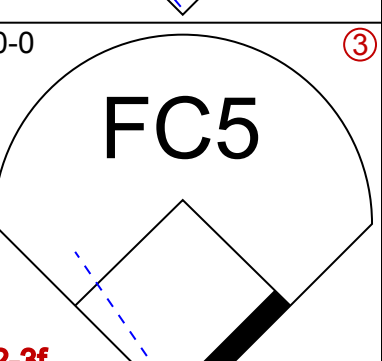
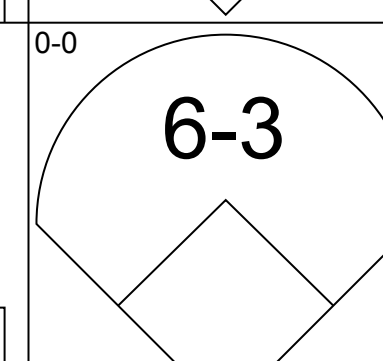
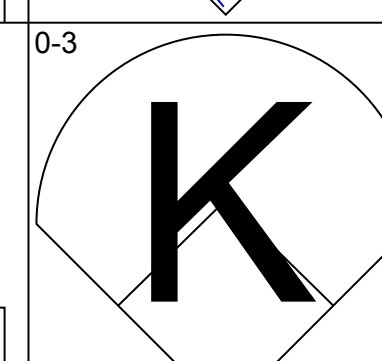

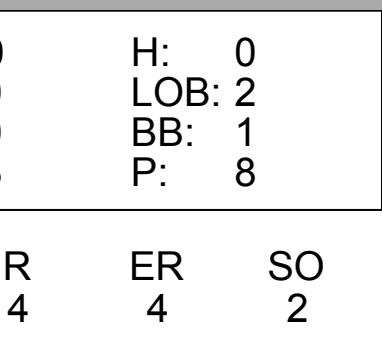









Batter	1	2	3	4	5	6	7	8	9	AB	R	H	RBI	BB	SO	LOB	TOP					
Bob Bailey, R (1,7) OBP: 0.385, SLG: 0.346										5	0	1	0	0	1	3	<b>Montreal Expos @ Philadelphia Phillies</b> Veterans Stadium, Philadelphia, PA Wed Sep 03 1975, 7:05 PM EDT Att: 15,597 - Unknown					
Tim Foli, R (1,6) OBP: 0.285, SLG: 0.294										4	1	2	0	0	0	1						
Pepe Mangual, R (1,8) OBP: 0.338, SLG: 0.348										3	0	1	1	1	0	1						
Jose Morales, R (1,3) OBP: 0.364, SLG: 0.393										4	0	0	1	0	1	3						
Larry Parrish, R (1,5) OBP: 0.312, SLG: 0.416										3	0	2	0	1	0	2						
Pete Mackanin, R (1,4) OBP: 0.288, SLG: 0.390										3	1	1	0	1	1	2						
Chuck Taylor, R (8,1)										0	0	0	0	0	0	0						
Barry Foote, R (1,2) OBP: 0.232, SLG: 0.300										4	0	1	0	0	2	4						
Ellis Valentine, R (1,9)										3	0	0	0	0	0	4						
Larry Bittner, L (9, PH) OBP: 0.365, SLG: 0.413										1	0	1	0	0	0	0						
Don Carrithers, R (1,1) Hal Bledsoe, R (7, PH) Fred Scherman, L (7,1) Dale Murray, R (8,1) Pepe Frías, R (8,4) Jim Dwyer, L (8, PH)										1	1	1	1	0	0	0						
<b>Inning Stats</b>	R: 0 E: 0 K: 1 S: 5	H: 1 LOB: 1 BB: 1 P: 9	R: 0 E: 0 K: 1 S: 6	H: 2 LOB: 1 BB: 0 P: 6	R: 2 E: 0 K: 0 S: 6	H: 3 LOB: 1 BB: 0 P: 6	R: 1 E: 0 K: 0 S: 4	H: 1 LOB: 1 BB: 1 P: 8	R: 0 E: 0 K: 1 S: 5	H: 0 LOB: 0 BB: 0 P: 5	R: 0 E: 0 K: 0 S: 6	H: 1 LOB: 1 BB: 0 P: 6	R: 0 E: 0 K: 0 S: 4	H: 1 LOB: 1 BB: 0 P: 4	R: 0 E: 0 K: 1 S: 5	H: 0 LOB: 0 BB: 1 P: 9	R: 0 E: 0 K: 1 S: 5	H: 1 LOB: 0 BB: 0 P: 5	1B: 10 2B: 1 3B: 0 HR: 0	SF: 1 SAC: 0 DP: 4 HBP: 0	WP: 0 PB: 1 SB: 2 CS: 1	PA: 37
<b>PITCHER</b>	IP WLS BF H R ER SO BB IBB HBP BLK WP HR S P ERA WHIP																					
Tom Underwood, L (1,1) ERA: 3.81	8.0 W 34 9 3 3 5 3 0 0 0 0 0 0 41 53 3.38 1.500																					
Gene Garber, R (9,1) ERA: 3.5	1.0 S 3 1 0 0 1 0 0 0 0 0 0 0 5 5 0.00 1.000																					

AB	33
R	3
H	10
RBI	3
BB	3
SO	6
LOB	21



Batter	1	2	3	4	5	6	7	8	9	AB	R	H	RBI	BB	SO	LOB	BOTTOM					
Dave Cash, R (1,4) OBP: 0.363, SLG: 0.390										1	2	0	0	3	0	0	<b>Montreal Expos @ Philadelphia Phillies</b> Veterans Stadium, Philadelphia, PA Wed Sep 03 1975, 7:05 PM EDT Att: 15,597 - Unknown					
Larry Bowa, S (1,6) OBP: 0.331, SLG: 0.380										4	0	1	0	0	0	3						
Garry Maddox, R (1,8) OBP: 0.355, SLG: 0.438										3	2	2	3	1	0	0						
Greg Luzinski, R (1,7) OBP: 0.396, SLG: 0.557										1	0	0	1	1	0	0						
Jerry Martin, R (8, PR) OBP: 0.299, SLG: 0.341										0	1	0	0	0	0	0						
Dick Allen, R (1,3) OBP: 0.329, SLG: 0.365										4	0	1	0	0	1	1						
Mike Schmidt, R (1,5) OBP: 0.384, SLG: 0.505										3	0	1	1	1	0	0						
Tom Hutton, L (1,9) OBP: 0.336, SLG: 0.326										2	0	0	0	0	1	2						
Mike Anderson, R (7, PH) OBP: 0.319, SLG: 0.389										1	0	0	0	1	0	0						
Johnny Oates, L (1,2) OBP: 0.355, SLG: 0.338										2	0	0	0	0	0	2						
Bob Boone, R (7, PH) OBP: 0.321, SLG: 0.321										2	0	0	0	0	1	3						
Tom Underwood, R (1,1) OBP: 0.162, SLG: 0.138										2	1	0	0	1	0	0						
Gene Garber, R (9,1) OBP: 0.182, SLG: 0.182										0	0	0	0	0	0	0						
<b>Inning Stats</b>	R: 0 E: 0 K: 0 S: 3	H: 0 LOB: 0 BB: 0 P: 3	R: 0 E: 0 K: 0 S: 3	H: 0 LOB: 2 BB: 1 P: 8	R: 3 E: 0 K: 1 S: 6	H: 1 LOB: 0 BB: 2 P: 14	R: 0 E: 0 K: 1 S: 5	H: 0 LOB: 0 BB: 0 P: 5	R: 0 E: 0 K: 0 S: 2	H: 0 LOB: 0 BB: 1 P: 6	R: 1 E: 0 K: 0 S: 4	H: 1 LOB: 0 BB: 0 P: 4	R: 0 E: 0 K: 1 S: 5	H: 0 LOB: 0 BB: 0 P: 5	R: 2 E: 1 K: 0 S: 4	H: 3 LOB: 3 BB: 4 P: 20	R: 0 E: 0 K: 0 S: 3	H: 0 LOB: 0 BB: 0 P: 5	1B: 2 2B: 2 3B: 1 HR: 1	SF: 1 SAC: 0 DP: 1 HBP: 1	WP: 0 PB: 1 SB: 0 CS: 1	PA: 35
<b>PITCHER</b>	IP WLS BF H R ER SO BB IBB HBP BLK WP HR S P ERA WHIP																					
Don Carrithers, R (1,1) ERA: 3.3	6.0 L 24 2 4 4 2 4 0 0 0 0 0 0 1 23 40 6.00 1.000																					
Fred Scherman, L (7,1) ERA: 4.05	1.0 4 0 1 1 1 1 0 0 0 0 0 0 5 9 9.00 1.000																					
Dale Murray, R (8,1) ERA: 3.41	0.2 5 3 1 1 0 2 0 0 0 0 0 0 3 11 13.50 7.500																					
Chuck Taylor, R (8,1) ERA: 3.88	0.1 2 0 0 0 0 1 0 0 0 0 0 0 1 5 0.00 3.000																					

AB	25
R	6
H	5
RBI	5
BB	8
SO	3
LOB	11










Batter	1	2	3	4	5	6	7	8	9	AB	R	H	RBI	BB	SO	LOB	TOP		
Frank Taveras, R OBP: 0.280, SLG: 0.266 (1, 6)	4-1 3-1 S E BB		0-2 4-3		0-0 2B		0-1 1B		1-2 6-3	4	1	2	1	1	0	0			
Richie Hebner, L OBP: 0.321, SLG: 0.406 (1, 5)	0-2 3-1 1-3		0-3 K		1-2 F8		1-0 1B			4	0	1	2	0	1	2			
Al Oliver, L OBP: 0.301, SLG: 0.451 (1, 8)	2-3 K			1-0 L4		3-2 6-3		1-2 4-3		4	0	0	0	0	1	3			
Willie Stargell, L OBP: 0.366, SLG: 0.535 (1, 3)	0-0 E3			1-2 HR		3-3 K		3-2 F8		4	1	1	1	0	1	0			
Dave Parker, L OBP: 0.360, SLG: 0.534 (1, 9)	3-H 1-3 K			0-2 4-3		2-3 K		1-1 2B 1B		4	0	1	0	0	2	1			
Richie Zisk, R OBP: 0.359, SLG: 0.463 (8, FR)		1-3 K		1-2 6-3			0-1 1-3		0-1 2B	4	0	1	0	0	1	0			
Bill Robinson, R OBP: 0.306, SLG: 0.465 (8, 7)								1-H 2B		0	0	0	0	0	0	0			
Duffy Dyer, R OBP: 0.218, SLG: 0.322 (1, 2)		1-0 G4-3-6 1B		1-1 4-3		0-3 K		2-2 5-3		4	0	1	0	0	1	1			
Willie Randolph, R OBP: 0.317, SLG: 0.182 (1, 4)		2-2 G4-3-6 1-2		1-2 SH1-4 2B 1B		1-1 1B 1B 1B		2-2 F8		4	2	2	0	0	0	1			
Jim Rooker, R OBP: 0.140, SLG: 0.093 (1, 1)			1-2 5-3		0-1 SH1-4		0-1 1B 1B		1-1 1-3	1	0	0	0	0	0	0			
Kent Tekulve, R OBP: 0.200, SLG: 0.111 (6, 1)					1-2		1-2 1B 1B			1	1	1	0	0	0	0			
Ramon Hernandez, S (8, 1)										1	0	0	0	0	0	0			
<b>Inning Stats</b>	R: 1 E: 1 K: 2 S: 11	H: 0 LOB: 1 BB: 1 P: 18	R: 0 E: 0 K: 1 S: 7	H: 1 LOB: 0 BB: 0 P: 11	R: 0 E: 0 K: 1 S: 10	H: 0 LOB: 0 BB: 0 P: 11	R: 1 E: 0 K: 0 S: 10	H: 1 LOB: 0 BB: 0 P: 13	R: 1 E: 0 K: 0 S: 13	H: 2 LOB: 1 BB: 0 P: 16	R: 0 E: 0 K: 2 S: 9	H: 0 LOB: 0 BB: 0 P: 17	R: 2 E: 0 K: 1 S: 17	H: 4 LOB: 2 BB: 0 P: 20	R: 0 E: 0 K: 0 S: 11	H: 2 LOB: 1 BB: 0 P: 17	1B: 7 2B: 2 3B: 0 HR: 1	SF: 0 SAC: 1 DP: 1 HBP: 0	WP: 0 PA: 37 PB: 0 SB: 1 CS: 0
<b>PITCHER</b>	IP WLS BF H R ER SO BB IBB HBP BLK WP HR S P ERA WHIP																		
Steve Renko, R ERA: 4.26 (1, 1)	5.0 L 20 4 4 3 2 4 1 0 0 0 0 0 1 51 69 3.60 1.000																		
Fred Scherman, L ERA: 4.0 (6, 1)	1.0 3 0 0 0 2 0 0 0 0 0 0 0 9 17 0.00 0.000																		
Dale Murray, R ERA: 3.53 (7, 1)	2.0 11 6 2 2 1 0 0 0 0 0 0 0 28 37 9.00 3.000																		
Chuck Taylor, R ERA: 3.76 (9, 1)	1.0 3 0 0 0 0 0 0 0 0 0 0 0 9 13 0.00 0.000																		

Pittsburgh Pirates @ Montreal Expos  
Jarry Park, Montreal, QB  
Fri Sep 05 1975, 7:05 PM EDT  
Att: 15,130 - Unknown


AB 35  
R 5  
H 10  
RBI 4  
BB 1  
SO 7  
LOB 8



Batter	1	2	3	4	5	6	7	8	9	AB	R	H	RBI	BB	SO	LOB	BOTTOM				
Bob Bailey, R OBP: 0.393, SLG: 0.344 (1, 7)	1-1 F3		1-1 F8		1-1 1B		1-1 FC5-4 1B		2-3 K	3	0	1	1	0	0	1					
Jim Dwyer, L OBP: 0.340, SLG: 0.336 (7, PH)										1	0	1	0	0	0	0					
Pepe Frias, R OBP: 0.167, SLG: 0.156 (9, PH)										1	0	0	0	0	1	0					
Tim Foli, R OBP: 0.281, SLG: 0.290 (1, 6)	1-0 3-1		1-1 P6		0-1 F5		0-0 FC5-4 1B		0-0 F9	5	0	0	0	0	0	3					
Pepe Mangual, R OBP: 0.359, SLG: 0.348 (1, 8)	2-2 F3			1-0 1B E5 1B	2-2 F3		0-0 F8		0-0 E4	3	0	1	0	0	0	1					
Mike Jorgensen, L OBP: 0.365, SLG: 0.384 (7, PH)										2	0	0	0	0	0	1					
Jose Morales, R OBP: 0.363, SLG: 0.390 (1, 3)		0-0 5-3		2-1 1B E5 1B	0-0 P6		1-2 FC6-4 1B		2-2 5-3	5	0	2	0	0	0	2					
Larry Parrish, R OBP: 0.314, SLG: 0.416 (1, 5)		3-2 1B		0-2 E5 1-2 2-H		1-1 SH1-4 1B		0-0 FC6-4		4	0	2	0	0	0	4					
Pete Mackanin, R OBP: 0.290, SLG: 0.389 (1, 4)		1-3 K		0-3 K		1-1 SH1-4		0-0 1B		3	0	1	0	0	2	3					
Barry Foote, R OBP: 0.299, SLG: 0.299 (1, 2)		1-0 F3		0-0 F8		1-2 L6		2-3 K		3	0	0	0	0	0	4					
Jerry White, S OBP: 0.235, SLG: 0.133 (8, PH)										1	0	0	0	0	1	1					
Ellis Valentine, R OBP: 0.400, SLG: 1.000 (1, 9)			2-2		2-2 HR		4-2 BB		3-1 F8	2	1	2	1	0	0	0					
Larry Blittner, L OBP: 0.390, SLG: 0.411 (6, PH)										0	0	0	0	1	0	0					
Nate Colbert, R OBP: 0.230, SLG: 0.309 (8, PH)										1	0	0	0	0	0	1					
Steve Renko, R OBP: 0.314, SLG: 0.340 (5, PH)			0-3 K		2-2 HR 1B 1B		0-1 1-3		1-1 F7	1	0	0	0	0	1	1					
Hal Breidenbach, R OBP: 0.263, SLG: 0.212 (8, 1)										1	1	1	0	0	0	0					
Fred Scherman, L OBP: 0.176, SLG: 0.133 (6, PH)										0	0	0	0	0	0	0					
Jim Little, L OBP: 0.196, SLG: 0.306 (8, PH)										1	0	0	0	0	0	2					
Dale Murray, R OBP: 0.295, SLG: 0.273 (7, 1)										0	0	0	0	0	0	0					
Jim Cox, R (8, PH)										1	0	0	0	0	0	1					
Chuck Taylor, R (9, 1)										0	0	0	0	0	0	0					
<b>Inning Stats</b>	R: 0 E: 0 K: 0 S: 7	H: 0 LOB: 0 BB: 0 P: 11	R: 0 E: 0 K: 1 S: 8	H: 1 LOB: 1 BB: 0 P: 13	R: 0 E: 1 K: 1 S: 10	H: 1 LOB: 2 BB: 0 P: 14	R: 0 E: 1 K: 1 S: 10	H: 2 LOB: 2 BB: 0 P: 13	R: 2 E: 0 K: 0 S: 15	H: 3 LOB: 1 BB: 0 P: 22	R: 0 E: 0 K: 0 S: 11	H: 1 LOB: 2 BB: 1 P: 18	R: 0 E: 0 K: 0 S: 8	H: 2 LOB: 2 BB: 0 P: 10	R: 0 E: 0 K: 1 S: 8	H: 1 LOB: 1 BB: 0 P: 14	R: 0 E: 1 K: 1 S: 8	H: 0 LOB: 1 BB: 0 P: 12	1B: 10 2B: 0 3B: 0 HR: 1	SF: 0 SAC: 1 DP: 0 HBP: 0	WP: 1 PA: 40 PB: 0 SB: 0 CS: 0
<b>PITCHER</b>	IP WLS BF H R ER SO BB IBB HBP BLK WP HR S P ERA WHIP																				
Jim Rooker, L ERA: 3.26 (1, 1)	5.0 W 22 7 2 2 2 3 0 0 0 0 0 1 50 73 3.60 1.400																				
Kent Tekulve, R ERA: 2.45 (6, 1)	2.0 11 4 0 0 0 1 0 0 0 0 0 0 20 29 0.00 2.500																				
Ramon Hernandez, L ERA: 3.11 (8, 1)	2.0 S 7 0 0 0 2 0 0 0 0 0 0 0 15 25 0.00 0.000																				

Pittsburgh Pirates @ Montreal Expos  
Jarry Park, Montreal, QB  
Fri Sep 05 1975, 7:05 PM EDT  
Att: 15,130 - Unknown

AB 38  
R 2  
H 11  
RBI 2  
BB 1  
SO 5  
LOB 25






Batter	1	2	3	4	5	6	7	8	9	10	11	AB	R	H	RBI	BB	SO	LOB	TOP							
Frank Taveras, R OBP: 0.284, SLG: 0.266	F9		K			1B	SH1-3		1B			4	2	1	0	2	1	1								
Richie Hebner, L OBP: 0.262, SLG: 0.406	4-3		K			1B	BB		F2			3	1	1	0	0	1	0								
Al Oliver, L OBP: 0.303, SLG: 0.452	4-3			K		1B	BB		BB			5	2	2	3	1	2	2								
Willie Stargell, L OBP: 0.370, SLG: 0.543		4-3		4-3		1B	HR		BB			4	2	2	4	2	0	0								
Dave Parker, L OBP: 0.357, SLG: 0.529		K		F7		L7			F8			6	1	1	1	0	2	5								
Richie Zisk, R OBP: 0.365, SLG: 0.467						FC5-4	1B		2B			2	0	2	0	2	0	0								
Bill Robinson, R OBP: 0.310, SLG: 0.466						1B	BB					2	1	1	2	0	0	0								
Manny Sanguillen, R OBP: 0.362, SLG: 0.450						FC5-4	1B		2B			5	1	3	1	1	1	1								
Willie Randolph, R OBP: 0.298, SLG: 0.205						G6-4-3	1B		1B			6	0	1	1	0	1	6								
John Candelaria, L OBP: 0.293, SLG: 0.139						G6-4-3	1B		1B			2	0	0	0	0	2	0								
Ed Kirkpatrick, L OBP: 0.318, SLG: 0.354						F9						1	0	1	0	0	0	0								
Miguel Dilone, S OBP: 0.258, SLG: 0.241						K	SH1-3		1B			3	0	0	0	0	1	1								
<b>Inning Stats</b>	R: 0 E: 0 K: 0 S: 5	H: 0 LOB: 0 BB: 0 P: 9	R: 0 E: 0 K: 2 S: 12	H: 0 LOB: 2 BB: 2 P: 25	R: 0 E: 0 K: 3 S: 9	H: 0 LOB: 0 BB: 0 P: 15	R: 0 E: 0 K: 1 S: 9	H: 0 LOB: 0 BB: 0 P: 14	R: 0 E: 0 K: 0 S: 4	H: 1 LOB: 0 BB: 0 P: 6	R: 4 E: 0 K: 1 S: 18	H: 4 LOB: 2 BB: 2 P: 30	R: 1 E: 0 K: 2 S: 12	H: 2 LOB: 2 BB: 1 P: 23	R: 0 E: 0 K: 0 S: 7	H: 2 LOB: 0 BB: 0 P: 11	R: 0 E: 0 K: 0 S: 12	H: 1 LOB: 3 BB: 2 P: 22	R: 0 E: 0 K: 1 S: 6	H: 0 LOB: 0 BB: 0 P: 8	R: 7 E: 2 K: 1 S: 18	H: 6 LOB: 1 BB: 2 P: 34	1B: 11 2B: 4 3B: 0 HR: 1	SF: 0 SAC: 1 DP: 2 HBP: 0	WP: 0 PB: 0 SB: 2 CS: 0	PA: 55
<b>PITCHER</b>	IP WLS BF H R ER SO BB IBB HBP BLK WP HR S P ERA WHIP	Steve Rogers, R ERA: 3.3	Fred Scherman, L ERA: 3.97	Chuck Taylor, R ERA: 3.97	Woodie Fryman, L ERA: 3.33	Dale Murray, R ERA: 4.21	<b>PITCHER</b>	IP WLS BF H R ER SO BB IBB HBP BLK WP HR S P ERA WHIP	Donald DeMota, R ERA: 4.17																	

Pittsburgh Pirates @ Montreal Expos  
 Jarry Park, Montreal, QB  
 Sat Sep 06 1975, 7:05 PM EDT  
 Att. 10,206 - Unknown - 55 F

livebaseballscores.com

AB 45  
 R 12  
 H 16  
 RBI 12  
 BB 9  
 SO 11  
 LOB 17




Batter	1	2	3	4	5	6	7	8	9	10	11	AB	R	H	RBI	BB	SO	LOB	BOTTOM							
Bob Bailey, R OBP: 0.377, SLG: 0.338	K			F2	L5		L5		L7		F9	4	0	0	0	0	1	1								
Chuck Taylor, R OBP: 0.294, SLG: 0.313												0	0	0	0	0	0	0								
Pepe Mangual, R OBP: 0.340, SLG: 0.347	1-3											4	2	1	0	1	2	1								
Jose Morales, R OBP: 0.362, SLG: 0.389												3	0	1	0	0	0	2								
Jim Dwyer, L OBP: 0.349, SLG: 0.346												2	0	2	0	0	0	0								
Larry Parrish, R OBP: 0.317, SLG: 0.419												3	0	2	4	0	1	0								
Dale Murray, R ERA: 4.21												2	0	0	1	1	0	1								
Barry Foote, R OBP: 0.227, SLG: 0.295												5	0	0	0	0	1	7								
Ellis Valentine, R OBP: 0.286, SLG: 0.714												2	0	0	0	0	0	0								
Mike Jorgensen, L OBP: 0.365, SLG: 0.386												3	0	1	0	0	0	3								
Steve Rogers, R ERA: 3.3												2	0	0	0	0	1	0								
Fred Scherman, L ERA: 3.97												0	0	0	0	0	0	0								
Larry Bittner, L ERA: 4.08												2	0	0	0	0	0	1								
Nate Colbert, R OBP: 0.230, SLG: 0.308												1	0	0	0	0	0	0								
<b>Inning Stats</b>	R: 0 E: 0 K: 1 S: 9	H: 0 LOB: 0 BB: 0 P: 14	R: 0 E: 0 K: 1 S: 7	H: 0 LOB: 0 BB: 0 P: 10	R: 0 E: 0 K: 0 S: 7	H: 0 LOB: 0 BB: 0 P: 11	R: 2 E: 1 K: 0 S: 12	H: 1 LOB: 2 BB: 0 P: 23	R: 0 E: 0 K: 1 S: 7	H: 0 LOB: 0 BB: 0 P: 11	R: 1 E: 0 K: 1 S: 13	H: 2 LOB: 1 BB: 0 P: 18	R: 0 E: 0 K: 0 S: 9	H: 1 LOB: 1 BB: 0 P: 15	R: 2 E: 1 K: 0 S: 10	H: 3 LOB: 2 BB: 1 P: 18	R: 0 E: 0 K: 0 S: 7	H: 0 LOB: 0 BB: 0 P: 9	R: 0 E: 0 K: 2 S: 14	H: 2 LOB: 2 BB: 0 P: 20	R: 0 E: 0 K: 0 S: 8	H: 0 LOB: 0 BB: 0 P: 10	1B: 7 2B: 2 3B: 0 HR: 0	SF: 2 SAC: 0 DP: 1 HBP: 1	WP: 0 PB: 0 SB: 1 CS: 0	PA: 46
<b>PITCHER</b>	IP WLS BF H R ER SO BB IBB HBP BLK WP HR S P ERA WHIP	John Candelaria, L ERA: 2.78	Dave Giusti, R ERA: 2.47	Ramon Hernandez, L ERA: 3.07	Kent Tekulve, R ERA: 2.38	Ken Brett, L ERA: 3.22	<b>PITCHER</b>	IP WLS BF H R ER SO BB IBB HBP BLK WP HR S P ERA WHIP	Dave Giusti, R ERA: 2.47																	

Pittsburgh Pirates @ Montreal Expos  
 Jarry Park, Montreal, QB  
 Sat Sep 06 1975, 7:05 PM EDT  
 Att. 10,206 - Unknown - 55 F

livebaseballscores.com

AB 41  
 R 5  
 H 9  
 RBI 5  
 BB 2  
 SO 6  
 LOB 18













Batter	1	2	3	4	5	6	7	8	9	AB	R	H	RBI	BB	SO	LOB	TOP				
<b>Del Unser, L</b> OBP: 0.331, SLG: 0.386 (1, 8)										4	0	2	0	0	0	2					
<b>Felix Milan, R</b> OBP: 0.341, SLG: 0.361 (1, 4)										4	0	0	0	0	0	3					
<b>Mike Vail, R</b> OBP: 0.372, SLG: 0.579 (1, 7)										4	0	1	0	0	1	1					
<b>Rusty Staub, L</b> OBP: 0.367, SLG: 0.438 (1, 9)										4	0	1	0	0	2						
<b>Dave Kingman, R</b> OBP: 0.295, SLG: 0.507 (1, 3)										4	0	1	0	0	1	1					
<b>Wayne Garrett, L</b> OBP: 0.377, SLG: 0.382 <b>Jack Heidemann, R</b> OBP: 0.291, SLG: 0.285 (8, 5)										3	1	2	0	0	0	0					
<b>Mike Phillips, L</b> OBP: 0.301, SLG: 0.316 (1, 6)										3	0	0	0	1	0	1					
<b>John Stearns, R</b> OBP: 0.266, SLG: 0.280 (1, 2)										3	0	1	0	0	0	3					
<b>George Stone, L</b> OBP: 0.211, SLG: 0.167 <b>Hank Webb, R</b> OBP: 0.241, SLG: 0.185 <b>John Miller, L</b> OBP: 0.302, SLG: 0.340 <b>Randy Tate, R</b> OBP: 0.372, SLG: 0.424 <b>Ed Kranepool, L</b> OBP: 0.322, SLG: 0.424 <b>Ken Sanders, R</b> OBP: 0.322, SLG: 0.424 (1, 1) (4, 1) (5, PH) (5, 1) (7, PH) (7, 1)										0	0	0	0	0	0	0					
<b>Inning Stats</b>	R: 0 E: 0 K: 0 S: 8	H: 2 LOB: 1 BB: 0 P: 15	R: 0 E: 0 K: 0 S: 5	H: 0 LOB: 0 BB: 0 P: 8	R: 0 E: 0 K: 0 S: 4	H: 1 LOB: 1 BB: 0 P: 6	R: 0 E: 0 K: 1 S: 7	H: 0 LOB: 0 BB: 0 P: 11	R: 0 E: 0 K: 0 S: 12	H: 1 LOB: 1 BB: 1 P: 22	R: 0 E: 0 K: 1 S: 9	H: 1 LOB: 1 BB: 0 P: 14	R: 0 E: 0 K: 0 S: 6	H: 1 LOB: 1 BB: 0 P: 8	R: 0 E: 0 K: 0 S: 6	H: 1 LOB: 0 BB: 0 P: 11	1B: 7 2B: 2 3B: 0 HR: 0	SF: 0 SAC: 1 DP: 2 HBP: 0	WP: 0 PB: 0 SB: 0 CS: 0	PA: 34	
<b>PITCHER</b> <b>Don Carrithers, R</b> ERA: 3.0 (1, 1)	IP: 9.0 WLS: W BF: 34 H: 8 R: 1 ER: 1 SO: 2 BB: 1 IBB: 0 HBP: 0 BLK: 0 WP: 0 HR: 0 S: 65 P: 108 ERA: 1.00 WHIP: 1.000																				

**New York Mets @ Montreal Expos**  
Jarry Park, Montreal, QB  
Mon Sep 08 1975, 7:05 PM EDT  
Att: 10,208 - Unknown

AB 32  
R 1  
H 8  
RBI 1  
BB 1  
SO 2  
LOB 16



Batter	1	2	3	4	5	6	7	8	9	AB	R	H	RBI	BB	SO	LOB	BOTTOM				
<b>Pepe Manguat, R</b> OBP: 0.341, SLG: 0.346 (1, 8)										3	2	1	1	2	0	0					
<b>Tim Foli, R</b> OBP: 0.283, SLG: 0.292 (1, 6)										5	1	2	0	0	0	3					
<b>Bob Bailey, R</b> OBP: 0.366, SLG: 0.341 <b>Jim Dwyer, L</b> OBP: 0.350, SLG: 0.343 (1, 7) (6, 7)										1	1	1	1	2	0	0					
<b>Jose Morales, R</b> OBP: 0.352, SLG: 0.371 <b>Mike Jorgensen, L</b> OBP: 0.363, SLG: 0.381 (1, 3) (4, PH) (5, 3)										1	1	0	1	1	0	1					
<b>Larry Parrish, R</b> OBP: 0.318, SLG: 0.417 (1, 5)										3	0	2	1	1	0	0					
<b>Pete Mackanin, R</b> OBP: 0.289, SLG: 0.383 (1, 4)										4	0	1	0	0	0	1					
<b>Ellis Valentine, R</b> OBP: 0.267, SLG: 0.467 (1, 9)										4	0	1	0	0	0	3					
<b>Gary Carter, R</b> OBP: 0.360, SLG: 0.417 <b>Tony Scott, S</b> OBP: 0.259, SLG: 0.239 <b>Barry Foote, R</b> OBP: 0.229, SLG: 0.295 (1, 2) (4, PR) (5, 2)										2	0	1	0	0	0	1					
<b>Don Carrithers, R</b> OBP: 0.136, SLG: 0.190 (1, 1)										3	0	0	0	0	0	1					
<b>Inning Stats</b>	R: 2 E: 0 K: 0 S: 6	H: 1 LOB: 1 BB: 2 P: 15	R: 0 E: 0 K: 0 S: 11	H: 1 LOB: 0 BB: 0 P: 15	R: 2 E: 1 K: 0 S: 10	H: 4 LOB: 2 BB: 1 P: 18	R: 1 E: 1 K: 1 S: 11	H: 2 LOB: 1 BB: 1 P: 20	R: 0 E: 0 K: 0 S: 3	H: 0 LOB: 0 BB: 0 P: 4	R: 1 E: 0 K: 0 S: 10	H: 2 LOB: 2 BB: 1 P: 21	R: 0 E: 0 K: 0 S: 6	H: 0 LOB: 1 BB: 1 P: 14	R: 0 E: 0 K: 0 S: 7	H: 0 LOB: 0 BB: 0 P: 10	1B: 10 2B: 0 3B: 0 HR: 0	SF: 0 SAC: 1 DP: 0 HBP: 0	WP: 1 PB: 0 SB: 3 CS: 0	PA: 38	
<b>PITCHER</b> <b>George Stone, L</b> ERA: 4.75 <b>Hank Webb, R</b> ERA: 3.62 <b>Randy Tate, R</b> ERA: 4.42 <b>Ken Sanders, R</b> ERA: 2.12 (1, 1) (4, 1) (5, 1) (7, 1)	IP: 3.2 WLS: L BF: 21 H: 4 R: 5 ER: 4 SO: 4 BB: 0 IBB: 0 HBP: 0 BLK: 0 WP: 0 HR: 0 S: 34 P: 61 ERA: 9.82 WHIP: 3.273																				

**New York Mets @ Montreal Expos**  
Jarry Park, Montreal, QB  
Mon Sep 08 1975, 7:05 PM EDT  
Att: 10,208 - Unknown

AB 31  
R 6  
H 10  
RBI 5  
BB 6  
SO 2  
LOB 15






Batter	1	2	3	4	5	6	7	8	9	10	AB	R	H	RBI	BB	SO	LOB				
Gene Clines, R OBP: 0.274, SLG: 0.281 Del Unser, L OBP: 0.330, SLG: 0.385 (10, 8)	2-3 K		0-2 FC5-4 1B		0-1 CS 1B		2-3 K		1-3 K	4 0 2 0 0 2 2 1 0 0 0 0 1 0											
Felix Millan, R OBP: 0.340, SLG: 0.359	4-1 PB 1B BB		1-1 FC5-4 1-2		1 SAFE 0-0 L	0-0 6-3		1-1 F7	0-0 4-3	5 0 0 0 1 0 2											
Mike Vail, R OBP: 0.373, SLG: 0.568	1-0 PB 1B		0-2 L9			1-3 K		0-0 F8	2-1 1B	5 0 2 0 0 1 1											
Dave Kingman, R OBP: 0.296, SLG: 0.504	1-3 P4			4-1 S BB		1-0 5-3		4-2 BB	0-1 F8	3 0 0 0 2 0 3											
Rusty Staub, L OBP: 0.366, SLG: 0.436	0-0 F7			1-0 F7			2-2 FC4 1B 1B			4 1 1 0 0 0 4											
Joe Torre, R OBP: 0.325, SLG: 0.363		1-1 F8		0-0 F8			2-0 FC4 1B		1-1 G3	4 0 1 0 0 0 1											
Jerry Grote, R OBP: 0.353, SLG: 0.375		0-2 5-3		2-0 L5			1-2 FC4 1B 1-2 2-3		1-1 FC1-6 1B	4 0 1 0 0 0 3											
Jack Heidemann, R OBP: 0.289, SLG: 0.284		1-3 K			1-1 F9		1-0 1B		0-0 FC1-6 1B 1-2	4 0 1 1 0 1 1											
Craig Swan, R Jesus Alou, R OBP: 0.294, SLG: 0.278 Bob Apodaca, R OBP: 0.455, SLG: 0.400			1-3 K		3-3 K		2-1 F9		0-3 K	2 0 0 0 0 2 0 1 0 0 0 0 0 2 1 0 0 0 0 1 1											
<b>Inning Stats</b>	R: 0 E: 0 K: 1 S: 12	H: 1 LOB: 2 BB: 1 P: 21	R: 0 E: 0 K: 1 S: 10	H: 0 LOB: 0 BB: 0 P: 12	R: 0 E: 0 K: 1 S: 11	H: 1 LOB: 1 BB: 0 P: 13	R: 0 E: 0 K: 1 S: 4	H: 0 LOB: 0 BB: 1 P: 11	R: 0 E: 0 K: 1 S: 7	H: 1 LOB: 0 BB: 0 P: 11	R: 1 E: 0 K: 1 S: 14	H: 3 LOB: 2 BB: 0 P: 24	R: 0 E: 0 K: 0 S: 8	H: 0 LOB: 1 BB: 1 P: 13	R: 0 E: 0 K: 1 S: 9	H: 1 LOB: 1 BB: 0 P: 11	R: 0 E: 0 K: 1 S: 8	H: 1 LOB: 1 BB: 0 P: 11	1B: 8 2B: 0 3B: 0 HR: 0	SF: 0 SAC: 0 DP: 0 HBP: 0	WP: 0 PA: 41
<b>PITCHER</b>	IP 8.0	WLS 33	H 6	R 1	ER 1	SO 6	BB 3	IBB 0	HBP 0	BLK 0	WP 0	HR 0	S 71	P 112	ERA 1.12	WHIP 1.125					
Dan Warthen, L ERA: 3.26 Dale Murray, R ERA: 4.07	(1, 1)	(9, 1)	(1, 1)	(1, 1)	(1, 1)	(1, 1)	(1, 1)	(1, 1)	(1, 1)	(1, 1)	(1, 1)	(1, 1)	(1, 1)	(1, 1)	(1, 1)	(1, 1)	(1, 1)	(1, 1)	(1, 1)	(1, 1)	(1, 1)

**TOP**

**New York Mets @ Montreal Expos**  
Jarry Park, Montreal, QB  
Tue Sep 09 1975, 7:05 PM EDT  
Att: 7,134 - Unknown - 54 F

AB	38
R	1
H	8
RBI	1
BB	3
SO	8
LOB	20




Batter	1	2	3	4	5	6	7	8	9	10	AB	R	H	RBI	BB	SO	LOB						
Jerry White, S OBP: 0.280, SLG: 0.478 Barry Foote, R OBP: 0.229, SLG: 0.295 (10, 2)	2-2 3B		1-0 L8		0-0 2B		0-2 L3		1-3 K	5 0 2 0 0 1 3 0 0 0 0 0 0 0													
Jim Dwyer, L OBP: 0.346, SLG: 0.338	1-1 F5		1-2 F7		0-1 F5		0-0 6-3		1-0 2B 1B	5 1 1 0 0 0 2													
Mike Jorgensen, L OBP: 0.366, SLG: 0.385	4-1 BB		3-2 P6		3-2 4-3		2-2 1B		2-1 1B 2B	4 0 2 1 1 0 1													
Larry Blittner, L OBP: 0.363, SLG: 0.404	2-2 F5			2-1 L6		1-0 4-3		1-3 K		4 0 0 0 0 1 3													
Pat Scanlon, L OBP: 0.297, SLG: 0.301 Dale Murray, R OBP: 0.385, SLG: 0.273	1-3 K			3-2 P3		0-3 K		1-2 3-1		4 0 0 0 0 2 3 0 0 0 0 0 0 0													
Jose Morales, R OBP: 0.369, SLG: 0.419 Pepe Mangual, R OBP: 0.341, SLG: 0.346 (10, 8)		0-0 BLK CS 2B		0-0 1B		2-2 HR		1-1 FC1-6 1B		4 1 4 1 0 0 0 0 0 0 0 0 0 0													
Jim Cox, R OBP: 0.214, SLG: 0.462	0-1 F9			3-1 1B		2-2 L7		1-0 FC1-6		4 0 1 0 0 0 2													
Pepe Frias, R OBP: 0.189, SLG: 0.184 Jim Lytle, L OBP: 0.377, SLG: 0.306 Tony Scott, S OBP: 0.259, SLG: 0.239 Tim Foli, R OBP: 0.285, SLG: 0.292		0-1 2B		0-1 L7			4-1 L3 BB		4-0 IBB	2 0 1 0 0 0 2 0 0 0 0 1 0 0 0 0 0 0 0 0 0 0 0 0 0 1 0 0													
Dan Warthen, S OBP: 0.171, SLG: 0.150 Larry Parrish, R OBP: 0.318, SLG: 0.416		0-2 P4			1-3 K		1-3 K		3-2 L8	3 0 0 0 0 2 2 1 0 0 0 0 0 2													
<b>Inning Stats</b>	R: 0 E: 0 K: 1 S: 14	H: 1 LOB: 2 BB: 1 P: 24	R: 0 E: 0 K: 0 S: 8	H: 2 LOB: 1 BB: 0 P: 8	R: 0 E: 0 K: 0 S: 9	H: 0 LOB: 0 BB: 0 P: 14	R: 0 E: 0 K: 0 S: 12	H: 2 LOB: 2 BB: 0 P: 22	R: 0 E: 0 K: 1 S: 9	H: 1 LOB: 1 BB: 0 P: 13	R: 1 E: 0 K: 1 S: 10	H: 1 LOB: 0 BB: 1 P: 15	R: 0 E: 0 K: 1 S: 7	H: 0 LOB: 1 BB: 1 P: 12	R: 0 E: 0 K: 1 S: 12	H: 1 LOB: 1 BB: 0 P: 16	R: 0 E: 1 K: 1 S: 9	H: 1 LOB: 2 BB: 1 P: 19	R: 1 E: 0 K: 0 S: 3	H: 2 LOB: 1 BB: 0 P: 6	1B: 5 2B: 5 3B: 1 HR: 1	SF: 0 SAC: 0 DP: 1 HBP: 0	WP: 0 PA: 39
<b>PITCHER</b>	IP 6.0	WLS 25	H 7	R 1	ER 1	SO 3	BB 1	IBB 0	HBP 0	BLK 1	WP 0	HR 1	S 62	P 96	ERA 1.50	WHIP 1.333							
Craig Swan, R ERA: 4.24 Bob Apodaca, R ERA: 1.52	(1, 1)	(7, 1)	(1, 1)	(1, 1)	(1, 1)	(1, 1)	(1, 1)	(1, 1)	(1, 1)	(1, 1)	(1, 1)	(1, 1)	(1, 1)	(1, 1)	(1, 1)	(1, 1)	(1, 1)	(1, 1)	(1, 1)	(1, 1)			

**BOTTOM**

**New York Mets @ Montreal Expos**  
Jarry Park, Montreal, QB  
Tue Sep 09 1975, 7:05 PM EDT  
Att: 7,134 - Unknown - 54 F

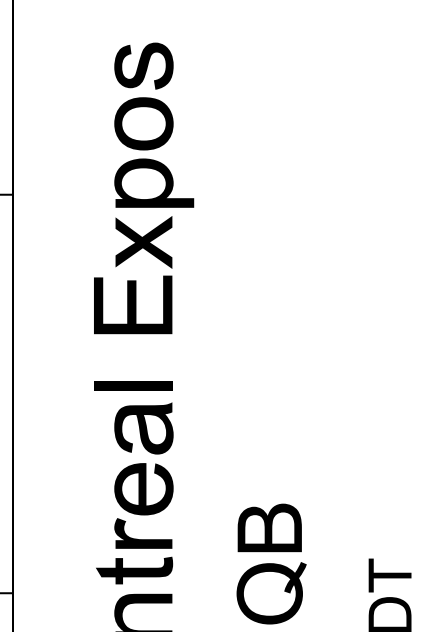
AB	36
R	2
H	11
RBI	2
BB	3
SO	6
LOB	20





Batter	1	2	3	4	5	6	7	8	9	AB	R	H	RBI	BB	SO	LOB	TOP																		
Dave Cash, R OBP: 0.358, SLG: 0.387 (1, 4)	2-2 6-3		0-0 L4-3 1B		0-0 F9		2-2 1B		0-1 1B	5	0	3	2	0	0	2	Philadelphia Phillies @ Montreal Expos Jarry Park, Montreal, QB Wed Sep 10 1975, 7:05 PM EDT Att: 9,216 - Unknown																		
Larry Bowa, S OBP: 0.338, SLG: 0.383 (1, 6)	2-3 K		0-0 L9		1-0 1B	1-1 4-3	1-1 4-3	1-1 L1	5	0	1	0	0	1	3																				
Garry Maddox, R OBP: 0.355, SLG: 0.430 (1, 8)	0-1 HR 1B		0-0 L4-3		3-3 K			0-0 6-3		4	1	1	0	0	1	4																			
Greg Luzinski, R OBP: 0.393, SLG: 0.551 Jerry Martin, R OBP: 0.293, SLG: 0.333 (1, 7) (8, 7)	3-2 HR		1-2 E1		3-1 L5			2-2 4-3		4	1	1	2	0	0	0																			
Tom Hutton, L OBP: 0.331, SLG: 0.312 (1, 3)	2-0 F9		2-0 F7		2-1 F8			0-1 4-3		4	0	0	0	0	0	1																			
Mike Schmidt, R OBP: 0.395, SLG: 0.518 (1, 5)		3-3 K		0-1 G6-4-3		2-2 F7		4-1 FC6 4-3 BB		3	1	0	0	1	1	1																			
Ollie Brown, R OBP: 0.369, SLG: 0.510 Mike Anderson, R OBP: 0.320, SLG: 0.387 (1, 9) (9, 9)	0-1 F7			2-2 1B 1B 1B		1-1 3-1 1B 2B		0-0 FC6 4-3 1B		4	2	2	0	0	0	1																			
Johnny Oates, L OBP: 0.365, SLG: 0.367 (1, 2)	4-1 BB			0-0 1B 1-2 1B		0-0 3-1		2-2 4-3		3	0	1	1	1	0	2																			
Wayne Simpson, R OBP: 0.333, SLG: 0.200 Gene Garber, R OBP: 0.167, SLG: 0.167 (1, 1) (7, 1)	1-3 K			0-3 K		1-3 K		2-2 F8		3	0	0	0	0	3	4																			
<b>Inning Stats</b>	R: 2 E: 0 K: 1 S: 12	H: 2 LOB: 0 BB: 0 P: 21	R: 0 E: 0 K: 2 S: 10	H: 0 LOB: 1 BB: 1 P: 18	R: 0 E: 0 K: 0 S: 3	H: 1 LOB: 0 BB: 0 P: 3	R: 0 E: 1 K: 0 S: 6	H: 0 LOB: 0 BB: 0 P: 9	R: 0 E: 0 K: 2 S: 12	H: 3 LOB: 3 BB: 0 P: 18	R: 0 E: 0 K: 0 S: 7	H: 0 LOB: 0 BB: 0 P: 14	R: 1 E: 0 K: 1 S: 12	H: 2 LOB: 1 BB: 0 P: 17	R: 0 E: 0 K: 0 S: 7	H: 0 LOB: 0 BB: 0 P: 9	R: 2 E: 0 K: 0 S: 12	H: 1 LOB: 1 BB: 1 P: 21	1B: 7 2B: 2 3B: 0 HR: 1	SF: 0 SAC: 0 DP: 2 HBP: 0	WP: 0 PB: 0 SB: 2 CS: 0	PA: 38													
<b>PITCHER</b>	IP 7.0	WLS L	BF 29	H 8	R 3	ER 3	SO 6	BB 1	IBB 0	HBP 0	BLK 0	WP 0	HR 1	S 62	P 100	ERA 3.86	WHIP 1.286	<b>PITCHER</b>	IP 2.0	WLS L	BF 9	H 1	R 2	ER 2	SO 0	BB 1	IBB 0	HBP 0	BLK 0	WP 0	HR 0	S 19	P 30	ERA 9.00	WHIP 1.000

Batter	1	2	3	4	5	6	7	8	9	AB	R	H	RBI	BB	SO	LOB	BOTTOM																		
Jerry White, S OBP: 0.300, SLG: 0.500 (1, 8)	0-0 1-3		0-0 FC6-4 2B		1-1 2B		1-1 FC4-6 1B		0-0 4-3	5	0	2	0	0	0	1	Philadelphia Phillies @ Montreal Expos Jarry Park, Montreal, QB Wed Sep 10 1975, 7:05 PM EDT Att: 9,216 - Unknown																		
Jim Dwyer, L OBP: 0.343, SLG: 0.342 (1, 7)	3-2 4-3		1-0 2B		3-3 K		3-2 FC4-6			4	0	1	1	0	1	4																			
Mike Jorgensen, L OBP: 0.367, SLG: 0.385 Hal Breeden, R OBP: 0.286, SLG: 0.200 (1, 3) (1, PR) (2, 3)	1-0 HBP		4-2 BB		1-3 K		1-3 K			0	0	0	0	0	0	0																			
Pat Scanlon, L OBP: 0.294, SLG: 0.298 Dale Murray, R OBP: 0.385, SLG: 0.273 (7, PH) (8, 1)			G6-4-3 BB				3-3 K			1	0	0	0	0	1	2																			
Jose Morales, R OBP: 0.359, SLG: 0.407 (1, 2)	1-3 K		3-1 G6-4-3		1-2 4-3		0-0 CS		0-1 4-3	4	0	0	0	0	1	6																			
Larry Bittner, L OBP: 0.381, SLG: 0.405 (1, 9)		2-2 3-1		1-2 2B		2-3 K		3-2 4-3		4	0	1	0	0	1	0																			
Larry Parrish, R OBP: 0.319, SLG: 0.417 (1, 5)		1-2 FC5-4 1B		2-2 5-3		1-2 P2		1-2 1B		4	0	2	0	0	0	1																			
Pete Mackanin, R OBP: 0.286, SLG: 0.379 (1, 4)		0-1 F4		1-2 5-3		0-1 F4		1-1 L6		4	0	0	0	0	0	3																			
Tim Foli, R OBP: 0.284, SLG: 0.292 (1, 6)		1-2 FC5-4		3-2 F8			0-1 1B FC4-6 1B		0-1 5-3	4	1	1	0	0	0	2																			
Steve Renko, R OBP: 0.352, SLG: 0.367 Tony Scott, S OBP: 0.259, SLG: 0.239 Nate Colbert, R OBP: 0.229, SLG: 0.306 (1, 1) (7, PR) (8, 3)			0-1 FC6-4 1B		1-0 2B 1B		4-1 FC4-6 1B CS BB		2-2 F8	2	0	2	0	1	0	0																			
<b>Inning Stats</b>	R: 0 E: 0 K: 1 S: 7	H: 0 LOB: 1 BB: 0 P: 12	R: 0 E: 0 K: 0 S: 12	H: 1 LOB: 1 BB: 0 P: 16	R: 0 E: 0 K: 0 S: 12	H: 2 LOB: 2 BB: 1 P: 20	R: 0 E: 0 K: 0 S: 13	H: 1 LOB: 1 BB: 0 P: 20	R: 0 E: 0 K: 2 S: 15	H: 2 LOB: 2 BB: 0 P: 22	R: 0 E: 0 K: 1 S: 9	H: 0 LOB: 0 BB: 0 P: 12	R: 1 E: 0 K: 1 S: 15	H: 2 LOB: 1 BB: 1 P: 26	R: 0 E: 0 K: 0 S: 13	H: 1 LOB: 1 BB: 0 P: 18	R: 0 E: 0 K: 0 S: 6	H: 0 LOB: 0 BB: 0 P: 8	1B: 6 2B: 3 3B: 0 HR: 0	SF: 0 SAC: 0 DP: 1 HBP: 1	WP: 0 PB: 0 SB: 0 CS: 1	PA: 38													
<b>PITCHER</b>	IP 6.0	WLS W	BF 28	H 8	R 1	ER 1	SO 4	BB 2	IBB 0	HBP 1	BLK 0	WP 0	HR 0	S 73	P 112	ERA 1.50	WHIP 1.667	<b>PITCHER</b>	IP 3.0	WLS S	BF 9	H 1	R 0	ER 0	SO 1	BB 0	IBB 0	HBP 0	BLK 0	WP 0	HR 0	S 29	P 42	ERA 0.00	WHIP 0.333






Batter	1	2	3	4	5	6	7	8	9	AB	R	H	RBI	BB	SO	LOB	TOP	
<b>Dave Cash, R</b> OBP: 0.359, SLG: 0.387 (1, 4)	3-1 WP 1B		0-0 F3	0-1 1-2 1B		0-2 6-3				4	1	2	0	0	0	1		
<b>Larry Bowa, S</b> OBP: 0.339, SLG: 0.383 (1, 6)	1-2 WP 1B		2-3 K 1B	1-0 4-3			4-0 1B PB BB			3	3	1	0	1	1	2		
<b>Garry Maddox, R</b> OBP: 0.356, SLG: 0.431 (1, 8)	2-3 K2-3		1-1 SAFE 1B		0-0 4-3 1B		0-3 K			4	0	2	1	0	2	2		
<b>Greg Luzinski, R</b> OBP: 0.394, SLG: 0.551 (1, 7)	3-2 4-3 1B 1B		2-0 P3		3-2 4-3		2-1 PB 1B			4	0	2	1	0	0	2		
<b>Dick Allen, R</b> OBP: 0.324, SLG: 0.353 (1, 3)	2-2 4-3		0-2 5-3		0-3 K		4-2 1B			3	0	0	0	1	1	3		
<b>Mike Schmidt, R</b> OBP: 0.369, SLG: 0.524 (1, 5)	0-2 2-H 1B			1-0 HR	1-1 L6		0-3 K			4	1	2	1	0	1	3		
<b>Tom Hutton, L</b> OBP: 0.323, SLG: 0.303 (1, 9)		1-0 G3		2-2 1-3		0-0 G3	2-2 4-3			4	0	0	0	0	0	2		
<b>Johnny Oates, L</b> OBP: 0.361, SLG: 0.362 (1, 2)		1-2 6-3		0-2 F9		1-3 K				3	0	0	0	0	1	0		
<b>Larry Christenson, R</b> OBP: 0.294, SLG: 0.396 (1, 1)		2-3 K		0-0 1B 1B		2-2 1B				3	0	2	0	0	1	0		
<b>Inning Stats</b>	R: 2 H: 4 E: 0 K: 1 S: 19	H: 4 LOB: 2 BB: 0 P: 30	R: 0 H: 0 E: 0 K: 1 S: 7	H: 0 LOB: 0 BB: 0 P: 11	R: 1 H: 1 E: 1 K: 1 S: 11	H: 1 LOB: 1 BB: 0 P: 16	R: 1 H: 3 E: 0 K: 0 S: 13	H: 3 LOB: 2 BB: 0 P: 17	R: 0 H: 1 E: 0 K: 1 S: 9	H: 1 LOB: 1 BB: 0 P: 13	R: 0 H: 1 E: 0 K: 1 S: 10	H: 1 LOB: 2 BB: 2 P: 28	R: 1 H: 1 E: 0 K: 2 S: 16	H: 1 LOB: 2 BB: 2 P: 28				
<b>PITCHER</b>	IP	WLS	BF	H	R	ER	SO	BB	IBB	HBP	BLK	WP	HR	S	P	ERA	WHIP	
<b>Steve Rogers, R</b> ERA: 3.33 (1, 1)	6.0	L	28	10	4	3	5	0	0	0	0	1	1	69	100	4.50	1.667	
<b>Donald DeMola, R</b> ERA: 4.09 (7, 1)	1.0		6	1	1	0	2	2	0	0	0	0	0	16	28	0.00	3.000	

**Philadelphia Phillies @ Montreal Expos**  
**Jarry Park, Montreal, QB**  
 Thu Sep 11 1975, 7:05 PM EDT  
 Att. 7,457 - Unknown - 71 F

AB 32  
 R 5  
 H 11  
 RBI 3  
 BB 2  
 SO 7  
 LOB 15




WP: 2 PA: 34  
 PB: 2  
 SB: 1  
 CS: 0  
 1B: 10 SF: 0  
 2B: 0 SAC: 0  
 3B: 0 DP: 0  
 HR: 1 HBP: 0

Batter	1	2	3	4	5	6	7	8	9	AB	R	H	RBI	BB	SO	LOB	BOTTOM	
<b>Jerry White, S</b> OBP: 0.303, SLG: 0.484 (1, 8)	1-1 F9			0-0 G3		1-2 1B				3	0	1	0	0	0	0		
<b>Tim Foli, R</b> OBP: 0.283, SLG: 0.291 (1, 6)	1-1 F6			0-0 4-3		3-3 K				2	0	0	0	0	0	0		
<b>Mike Jorgensen, L</b> OBP: 0.367, SLG: 0.384 (6, PH)										1	0	0	0	0	1	1		
<b>Pepe Frias, R</b> OBP: 0.189, SLG: 0.184 (7, 6)										0	0	0	0	0	0	0		
<b>Jim Dwyer, L</b> OBP: 0.337, SLG: 0.336 (1, 7)	1-2 4-3			1-1 4-3		2-3 K				3	0	0	0	0	1	1		
<b>Jose Morales, R</b> OBP: 0.361, SLG: 0.408 (1, 2)		3-2 F9			2-1 FC6-4 1B					2	0	1	0	0	0	0		
<b>Larry Parrish, R</b> OBP: 0.318, SLG: 0.415 (1, 5)		1-0 5-3			2-3 K					2	0	0	0	0	1	1		
<b>Hal Breeden, R</b> OBP: 0.273, SLG: 0.189 (1, 3)		1-1 F8			1-2 FC6-4 2B					2	0	0	0	0	0	1		
<b>Ellis Valentine, R</b> OBP: 0.294, SLG: 0.529 (1, 9)			2-3 K		0-1 2B					2	0	1	0	0	1	0		
<b>Jim Cox, R</b> OBP: 0.188, SLG: 0.400 (1, 4)			0-1 6-3		2-1 6-3					2	0	0	0	0	0	2		
<b>Steve Rogers, R</b> OBP: 0.284, SLG: 0.231 (1, 1)			0-0 3-1			2-1 6-3				1	0	0	0	0	0	0		
<b>Larry Bittner, L</b> OBP: 0.380, SLG: 0.404 (6, PH)										1	0	0	0	0	0	0		
<b>Donald DeMola, R</b> ERA: 4.09 (7, 1)										0	0	0	0	0	0	0		
<b>Inning Stats</b>	R: 0 H: 0 E: 0 K: 0 S: 7	H: 0 LOB: 0 BB: 0 P: 10	R: 0 H: 0 E: 0 K: 0 S: 6	H: 0 LOB: 0 BB: 0 P: 11	R: 0 H: 0 E: 0 K: 1 S: 7	H: 0 LOB: 0 BB: 0 P: 9	R: 0 H: 0 E: 0 K: 0 S: 4	H: 0 LOB: 0 BB: 0 P: 5	R: 0 H: 2 E: 0 K: 1 S: 13	H: 2 LOB: 2 BB: 0 P: 20	R: 0 H: 1 E: 0 K: 2 S: 13	H: 1 LOB: 1 BB: 0 P: 21						
<b>PITCHER</b>	IP	WLS	BF	H	R	ER	SO	BB	IBB	HBP	BLK	WP	HR	S	P	ERA	WHIP	
<b>Larry Christenson, R</b> ERA: 3.6 (1, 1)	6.0	W	21	3	0	0	4	0	0	0	0	0	0	50	76	0.00	0.500	

**Philadelphia Phillies @ Montreal Expos**  
**Jarry Park, Montreal, QB**  
 Thu Sep 11 1975, 7:05 PM EDT  
 Att. 7,457 - Unknown - 71 F

AB 21  
 R 0  
 H 3  
 RBI 0  
 BB 0  
 SO 4  
 LOB 6



WP: 0 PA: 21  
 PB: 0  
 SB: 0  
 CS: 0  
 1B: 2 SF: 0  
 2B: 1 SAC: 0  
 3B: 0 DP: 0  
 HR: 0 HBP: 0



Batter	1	2	3	4	5	6	7	8	9	AB	R	H	RBI	BB	SO	LOB	TOP					
Jerry White, S OBP: 0.316, SLG: 0.472	0-0 FC5 6-3 1B	3-2 E 1B		1-2 F9			1-1 F7		0-0 F2	5	0	2	1	0	0	1						
Tim Foli, R OBP: 0.282, SLG: 0.289	0-2 6-3	1-2 SAFE F7		0-0 6-3			2-2 1-3		2-1 3-1	3	0	0	0	0	0	2						
Pepe Frias, R OBP: 0.185, SLG: 0.180										1	0	0	0	0	0	0						
Mike Jorgensen, L OBP: 0.366, SLG: 0.383	1-2	1-2 3-H 4-2								1	0	0	0	0	0	1						
Pepe Mangual, R OBP: 0.342, SLG: 0.344	4-1 BB						1-3 K			2	0	0	0	2	2	0						
Jose Morales, R OBP: 0.352, SLG: 0.397	0-0 F9	2-2 4-3					1-1 F3		1-3 K	4	0	0	0	0	1	4						
Larry Parrish, R OBP: 0.315, SLG: 0.412	1-2 FC5 2-3f						0-0 1-3		1-1 F4	4	0	0	0	0	0	2						
Ellis Valentine, R OBP: 0.381, SLG: 0.650									0-1 G3	3	1	2	0	1	0	0						
Gary Carter, R OBP: 0.363, SLG: 0.419									0-1 2B	3	1	2	0	1	0	1						
Pete Mackanin, R OBP: 0.283, SLG: 0.375									0-1 5-3	3	1	2	0	1	0	1						
AB 34 R 3 H 8 RBI 2 BB 4 SO 4 LOB 17																						
Don Carrithers, R OBP: 0.167, SLG: 0.261																						
Chuck Taylor, R OBP: 0.276, SLG: 0.403																						
Larry Bittner, L OBP: 0.276, SLG: 0.403																						
Fred Scherman, L OBP: 0.276, SLG: 0.403																						
Donald DeMola, R OBP: 0.276, SLG: 0.403																						
Jim Dwyer, L OBP: 0.276, SLG: 0.403																						
Don Carrithers, R OBP: 0.167, SLG: 0.261																						
Chuck Taylor, R OBP: 0.276, SLG: 0.403																						
Larry Bittner, L OBP: 0.276, SLG: 0.403																						
Fred Scherman, L OBP: 0.276, SLG: 0.403																						
Donald DeMola, R OBP: 0.276, SLG: 0.403																						
Jim Dwyer, L OBP: 0.276, SLG: 0.403																						
Inning Stats	R: 0 E: 0 K: 0 S: 10	H: 1 LOB: 2 BB: 1 P: 15	R: 3 E: 1 K: 1 S: 27	H: 3 LOB: 2 BB: 2 P: 45	R: 0 E: 0 K: 0 S: 9	H: 1 LOB: 1 BB: 1 P: 16	R: 0 E: 0 K: 0 S: 5	H: 0 LOB: 0 BB: 0 P: 6	R: 0 E: 0 K: 1 S: 6	H: 0 LOB: 0 BB: 0 P: 8	R: 0 E: 0 K: 0 S: 7	H: 1 LOB: 1 BB: 0 P: 11	R: 0 E: 0 K: 1 S: 8	H: 0 LOB: 0 BB: 0 P: 14	R: 0 E: 0 K: 1 S: 8	H: 1 LOB: 1 BB: 0 P: 10	R: 0 E: 0 K: 0 S: 7	H: 1 LOB: 1 BB: 0 P: 9	1B: 5 2B: 3 3B: 0 HR: 0	SF: 0 SAC: 0 DP: 1 HBP: 0	WP: 0 PB: 0 CS: 0	PA: 38
PITCHER	IP	WLS	BF	H	R	ER	SO	BB	IBB	HBP	BLK	WP	HR	S	P	ERA	WHIP					
John Candelaria, L ERA: 2.98	1.2		12	4	3	3	1	3	0	0	0	0	0	34	55	16.20	4.200					
Bob Moose, R ERA: 4.45	7.1	W	26	4	0	0	3	0	1	0	0	0	0	53	79	0.00	0.545					

**Montreal Expos @ Pittsburgh Pirates**  
**Three Rivers Stadium, Pittsburgh, PA**  
 Fri Sep 12 1975, 7:05 PM EDT  
 Att: 9,449 - Unknown

AB	34
R	3
H	8
RBI	2
BB	4
SO	4
LOB	17



Batter	1	2	3	4	5	6	7	8	9	AB	R	H	RBI	BB	SO	LOB	BOTTOM				
Frank Taveras, R OBP: 0.286, SLG: 0.259	2-1 4-3	0-0 5-3		1-1 FC6-4 1B		4-1 FC6-4 E SF8 BB		1-1 F7		4	1	1	0	1	0	2					
Rennie Stennett, R OBP: 0.313, SLG: 0.371	1-0 6-3			1-1 FC6-4		2-2 E9 FC6-4		2-1 F8		5	0	0	0	0	0	3					
Al Oliver, L OBP: 0.307, SLG: 0.461	1-2 E7 1B			3-2 2B		1-2 HR 1B		0-2 1-3		5	2	3	0	0	0	2					
Willie Stargell, L OBP: 0.371, SLG: 0.536	2-1 FC6-4 1B			2-1 1B 1B		4-1 HR BB		0-1 SF8		2	2	2	2	1	0	0					
Dave Parker, L OBP: 0.357, SLG: 0.546	2-0 FC6-4			1-2 1B		1-0 HR		1-1 L7		4	1	2	3	0	0	2					
Richie Zisk, R OBP: 0.373, SLG: 0.474				1-2 1B		4-2 1B FC1-2 BB		3-2 P6		3	0	1	1	1	0	0					
Manny Sanguillen, R OBP: 0.368, SLG: 0.457				1-3 2-H		0-0 6-3		0-1 F3		4	0	2	0	0	0	0					
Art Howe, R OBP: 0.253, SLG: 0.252				4-2 SH1-4 BB		3-3 K		4-1 FC4-6 BB		2	0	0	0	2	1	2					
John Candelaria, L OBP: 0.205, SLG: 0.139				0-0 SH1-4		0-0 1B		2-1 FC4-6		0	0	0	0	0	0	0					
Bob Moose, R OBP: 0.200, SLG: 0.200				1-2 1B		1-2 1B		1-2 1B		3	0	1	0	0	0	3					
AB 32 R 6 H 12 RBI 6 BB 5 SO 1 LOB 14																					
Inning Stats	R: 1 E: 1 K: 0 S: 11	H: 2 LOB: 1 BB: 0 P: 19	R: 0 E: 0 K: 0 S: 10	H: 1 LOB: 2 BB: 1 P: 15	R: 1 E: 0 K: 0 S: 14	H: 4 LOB: 2 BB: 0 P: 21	R: 0 E: 0 K: 1 S: 8	H: 2 LOB: 2 BB: 0 P: 13	R: 3 E: 0 K: 0 S: 14	H: 3 LOB: 1 BB: 2 P: 26	R: 1 E: 1 K: 0 S: 9	H: 0 LOB: 1 BB: 1 P: 17	R: 0 E: 0 K: 0 S: 9	H: 0 LOB: 1 BB: 1 P: 18	R: 0 E: 0 K: 0 S: 7	H: 0 LOB: 0 BB: 0 P: 10	1B: 9 2B: 2 3B: 0 HR: 1	SF: 1 SAC: 1 DP: 1 HBP: 0	WP: 1 PB: 0 CS: 0	PA: 39	
PITCHER	IP	WLS	BF	H	R	ER	SO	BB	IBB	HBP	BLK	WP	HR	S	P	ERA	WHIP				
Don Carrithers, R ERA: 3.33	4.0	L	23	11	5	4	1	2	0	0	0	0	1	1	48	9.00	3.250				
Chuck Taylor, R ERA: 3.73	1.0		4	1	0	0	0	1	0	0	0	0	0	9	15	0.00	2.000				
Fred Scherman, L ERA: 3.96	2.0		9	0	1	0	0	2	0	0	0	0	0	18	35	0.00	1.000				
Donald DeMola, R ERA: 4.03	1.0		3	0	0	0	0	0	0	0	0	0	0	7	10	0.00	0.000				

**Montreal Expos @ Pittsburgh Pirates**  
**Three Rivers Stadium, Pittsburgh, PA**  
 Fri Sep 12 1975, 7:05 PM EDT  
 Att: 9,449 - Unknown

AB	32
R	6
H	12
RBI	6
BB	5
SO	1
LOB	14





Batter	1	2	3	4	5	6	7	8	9	AB	R	H	RBI	BB	SO	LOB	TOP				
Jerry White, S OBP: 0.349, SLG: 0.488 (1, 8)	F9							E6		5	2	3	0	0	0	0					
Jim Dwyer, L OBP: 0.349, SLG: 0.355 (1, 7)	E							FC1-4		5	1	3	2	0	1	3					
Larry Parrish, R OBP: 0.314, SLG: 0.412 (1, 5)	1-6-3							FC1-4		5	1	1	1	0	1	4					
Mike Jorgensen, L OBP: 0.364, SLG: 0.379 (1, 3)	1B							F9		4	0	0	0	1	0	1					
Ellis Valentine, R OBP: 0.440, SLG: 0.708 (1, 9)										4	0	3	1	0	0	0					
Tony Scott, S OBP: 0.258, SLG: 0.238 (7, 9)										1	0	0	0	0	0	0					
Jim Cox, R OBP: 0.190, SLG: 0.350 (1, 4)	F8									5	0	1	0	0	0	4					
Gary Carter, R OBP: 0.367, SLG: 0.421 (1, 2)										3	1	2	0	2	0	0					
Pepe Frias, R OBP: 0.172, SLG: 0.167 (1, 6)										4	0	0	0	0	2	6					
Dan Warthen, S OBP: 0.159, SLG: 0.140 (1, 1)										3	0	0	0	0	2	1					
Woodie Fryman, R OBP: 0.240, SLG: 0.234 (8, 1)										0	0	0	0	0	0	0					
<b>Inning Stats</b>	R: 1 E: 1 K: 0 S: 12	H: 2 LOB: 2 BB: 1 P: 20	R: 0 E: 0 K: 2 S: 13	H: 2 LOB: 2 BB: 0 P: 17	R: 1 E: 1 K: 0 S: 8	H: 2 LOB: 1 BB: 0 P: 13	R: 2 E: 0 K: 2 S: 15	H: 2 LOB: 1 BB: 0 P: 23	R: 0 E: 0 K: 1 S: 11	H: 1 LOB: 1 BB: 0 P: 15	R: 0 E: 0 K: 0 S: 9	H: 1 LOB: 2 BB: 1 P: 16	R: 1 E: 1 K: 1 S: 13	H: 1 LOB: 1 BB: 0 P: 17	R: 0 E: 0 K: 0 S: 9	H: 0 LOB: 0 BB: 0 P: 11	1B: 10 2B: 3 3B: 0 HR: 0	SF: 0 SAC: 1 DP: 1 HBP: 0	WP: 1 PB: 1 CS: 0	PA: 43	
<b>PITCHER</b>	IP	WLS	BF	H	R	ER	SO	BB	IBB	HBP	BLK	WP	HR	S	P	ERA	WHIP				
Dock Ellis, R ERA: 3.64 (1, 1)	5.0	L	26	10	4	2	4	2	0	0	0	0	0	55	82	3.60	2.400				
Bruce Kison, R ERA: 3.43 (6, 1)	3.0		14	3	1	0	2	0	1	0	0	1	0	33	48	0.00	1.000				
Dave Giusti, R ERA: 2.58 (9, 1)	1.0		3	0	0	0	0	0	0	0	0	0	0	9	11	0.00	0.000				

**Montreal Expos @ Pittsburgh Pirates**  
**Three Rivers Stadium, Pittsburgh, PA**  
 Sat Sep 13 1975, 7:05 PM EDT  
 Att: 17,310 - Unknown

AB	39
R	5
H	13
RBI	4
BB	3
SO	6
LOB	19



Batter	1	2	3	4	5	6	7	8	9	AB	R	H	RBI	BB	SO	LOB	BOTTOM					
Frank Taveras, R OBP: 0.286, SLG: 0.257 (1, 6)	K							1B		3	1	0	0	1	1	1						
Rennie Stennett, R OBP: 0.316, SLG: 0.373 (1, 4)								1B		3	0	2	0	1	0	0						
Al Oliver, L OBP: 0.306, SLG: 0.459 (1, 8)	F5							BB		4	0	1	1	0	0	2						
Willie Stargell, L OBP: 0.372, SLG: 0.533 (1, 3)	1-3							1B		2	0	0	0	2	1	1						
Miguel Dilone, S OBP: 0.302, SLG: 0.222 (8, PR)										0	0	0	0	0	0	0						
Dave Giusti, R OBP: 0.364, SLG: 0.300 (9, 1)								1B		0	0	0	0	0	0	0						
Richie Zisk, R OBP: 0.372, SLG: 0.472 (1, 7)								BB		4	1	1	0	0	1	4						
Dave Parker, L OBP: 0.354, SLG: 0.542 (1, 9)								BB		4	0	0	0	0	1	3						
Manny Sanguillen, R OBP: 0.391, SLG: 0.458 (1, 2)								1B		3	0	2	1	1	0	0						
Art Howe, R OBP: 0.247, SLG: 0.244 (1, 5)								BB		4	0	0	0	0	1	3						
Dock Ellis, S OBP: 0.200, SLG: 0.139 (1, 1)								1B		1	0	0	0	0	1	1						
Willie Randolph, R OBP: 0.302, SLG: 0.222 (5, PH)										1	0	0	0	0	0	1						
Bruce Kison, R OBP: 0.148, SLG: 0.115 (6, 1)										0	0	0	0	0	0	0						
Bill Robinson, R OBP: 0.306, SLG: 0.456 (8, PH)										1	0	0	0	0	0	0						
Ed Kirkpatrick, L OBP: 0.313, SLG: 0.348 (9, 3)										1	0	0	0	0	1							
<b>Inning Stats</b>	R: 0 E: 0 K: 1 S: 8	H: 0 LOB: 1 BB: 1 P: 17	R: 1 E: 1 K: 1 S: 10	H: 1 LOB: 1 BB: 0 P: 14	R: 0 E: 0 K: 0 S: 9	H: 0 LOB: 0 BB: 0 P: 14	R: 0 E: 0 K: 0 S: 6	H: 0 LOB: 0 BB: 1 P: 11	R: 0 E: 0 K: 1 S: 16	H: 1 LOB: 1 BB: 0 P: 27	R: 0 E: 0 K: 1 S: 10	H: 1 LOB: 0 BB: 0 P: 13	R: 0 E: 0 K: 0 S: 6	H: 1 LOB: 0 BB: 0 P: 11	R: 1 E: 0 K: 1 S: 15	H: 2 LOB: 3 BB: 2 P: 28	R: 0 E: 0 K: 1 S: 10	H: 0 LOB: 1 BB: 1 P: 20	1B: 6 2B: 0 3B: 0 HR: 0	SF: 0 SAC: 0 DP: 3 HBP: 0	WP: 1 PB: 1 CS: 0	PA: 36
<b>PITCHER</b>	IP	WLS	BF	H	R	ER	SO	BB	IBB	HBP	BLK	WP	HR	S	P	ERA	WHIP					
Dan Warthen, L ERA: 3.15 (1, 1)	7.2	W	30	6	2	1	4	3	0	0	0	0	0	74	123	1.17	1.174					
Woodie Fryman, L ERA: 3.34 (8, 1)	1.1	S	6	0	0	0	2	2	0	0	0	0	0	16	32	0.00	1.500					

**Montreal Expos @ Pittsburgh Pirates**  
**Three Rivers Stadium, Pittsburgh, PA**  
 Sat Sep 13 1975, 7:05 PM EDT  
 Att: 17,310 - Unknown

AB	31
R	2
H	6
RBI	2
BB	5
SO	6
LOB	17





Batter	1	2	3	4	5	6	7	8	9	AB	R	H	RBI	BB	SO	LOB	TOP										
Larry Bittner, L (1, 9) OBP: 0.378, SLG: 0.401 Tony Scott, S (8, 9) OBP: 0.258, SLG: 0.238	P6		4-3			1B		6-3		4	1	1	0	0	0	0											
Jerry White, S (1, 8) OBP: 0.362, SLG: 0.477	L3		4-3			1B		1B		3	0	1	0	1	0	0											
Jim Dwyer, L (1, 7) OBP: 0.352, SLG: 0.358	4-3		6-3			1B		1B		4	0	2	0	0	0	0											
Mike Jorgensen, L (1, 3) OBP: 0.363, SLG: 0.379		G3		4-3		SF7-5-6		K		3	1	1	1	0	1	2											
Larry Parrish, R (1, 5) OBP: 0.314, SLG: 0.409		G3		6-3		5-3		F8		3	1	0	0	0	0	1											
Gary Carter, R (1, 2) OBP: 0.395, SLG: 0.419 Pepe Mangual, R (9, FR) OBP: 0.342, SLG: 0.344		G3		K			5-3	S		4	0	1	0	0	1	2											
Jim Cox, R (1, 4) Woodie Fryman, R (7, 1) OBP: 0.240, SLG: 0.234 Jim Lyttle, L (9, PH) OBP: 0.371, SLG: 0.300		4-3		P6			K	K		2	0	0	0	1	1	0											
Pepe Frias, R (1, 6) Jose Morales, R (9, PH) OBP: 0.180, SLG: 0.175 OBP: 0.350, SLG: 0.395				5-3			4-3	K		3	0	1	2	0	0	0											
Dennis Blair, R (1, 1) OBP: 0.180, SLG: 0.146 Pete Mackanin, R (7, 4) OBP: 0.283, SLG: 0.374		4-3		K				K		2	0	0	0	0	1	2											
<b>Inning Stats</b>	R: 0 E: 0 K: 0 S: 7	H: 0 LOB: 0 BB: 0 P: 11	R: 2 E: 0 K: 0 S: 6	H: 2 LOB: 1 BB: 1 P: 14	R: 0 E: 0 K: 0 S: 4	H: 0 LOB: 0 BB: 0 P: 7	R: 0 E: 0 K: 1 S: 6	H: 0 LOB: 0 BB: 0 P: 7	R: 0 E: 0 K: 0 S: 7	H: 0 LOB: 0 BB: 0 P: 10	R: 1 E: 0 K: 0 S: 8	H: 3 LOB: 1 BB: 0 P: 11	R: 0 E: 0 K: 1 S: 6	H: 0 LOB: 0 BB: 0 P: 9	R: 0 E: 0 K: 2 S: 12	H: 1 LOB: 2 BB: 1 P: 22	R: 0 E: 0 K: 2 S: 9	H: 1 LOB: 2 BB: 0 P: 14	1B: 7 2B: 1 3B: 0 HR: 0	SF: 1 SAC: 0 DP: 1 HBP: 1	WP: 0 PA: 35 CS: 1						
<b>PITCHER</b>	IP	WLS	BF	H	R	ER	SO	BB	IBB	HBP	BLK	WP	HR	S	P	ERA	WHIP										
Larry Demery, R (1, 1) ERA: 2.85	6.0		23	5	3	3	2	0	1	1	0	0	0	38	60	4.50	0.833										
Kent Tekulve, R (7, 1) ERA: 2.33	1.2	W	7	1	0	0	2	1	0	0	0	0	0	14	24	0.00	1.200										
Ramon Hernandez, L (8, 1) ERA: 2.9	0.1		1	0	0	0	1	0	0	0	0	0	0	4	7	0.00	0.000										
Dave Giusti, R (9, 1) ERA: 2.55	1.0	S	4	1	0	0	2	0	0	0	0	0	0	9	14	0.00	1.000										

**Montreal Expos @ Pittsburgh Pirates**  
Three Rivers Stadium, Pittsburgh, PA  
Sun Sep 14 1975, 3:33 AM EDT  
Att: 12,335 - Unknown

AB	31
R	3
H	7
RBI	3
BB	2
SO	7
LOB	10



Batter	1	2	3	4	5	6	7	8	9	AB	R	H	RBI	BB	SO	LOB	BOTTOM										
Craig Reynolds, L (1, 6) Bill Robinson, R (7, PH) Frank Tomars, R (8, 6) Duffy Dyer, R (8, PH) Omar Moreno, L (9, FR) Mario Mendoza, R (9, 6) OBP: 0.250, SLG: 0.281 OBP: 0.304, SLG: 0.454 OBP: 0.296, SLG: 0.237 OBP: 0.223, SLG: 0.325 OBP: 0.226, SLG: 0.330	1B		4-3		L4		P6	E9		2	0	0	0	1	0	0											
Rennie Stennett, R (1, 4) OBP: 0.315, SLG: 0.371	F9		G3		FC4-6		E6	K		5	0	1	0	0	1	3											
Al Oliver, L (1, 8) OBP: 0.307, SLG: 0.459	1B		1-2		FC4-6		P4	1-3		4	0	1	0	1	0	4											
Willie Stargell, L (1, 3) OBP: 0.373, SLG: 0.532	1B		F7		FC6		WP			3	0	1	0	0	0	2											
Dave Parker, L (1, 9) OBP: 0.356, SLG: 0.541	K		4-3		2B		1B	BB		3	1	1	0	1	1	3											
Richie Zisk, R (1, 7) OBP: 0.371, SLG: 0.477	FC5-4		HR		L7		F8			4	1	1	1	0	0	7											
Manny Sanguillen, R (1, 2) OBP: 0.394, SLG: 0.462		G5-4-3		F8		1B		BB		3	1	2	1	1	0	0											
Art Howe, R (1, 5) OBP: 0.247, SLG: 0.245		G5-4-3		1B		F8		F7		4	0	1	0	0	0	3											
Larry Demery, R (1, 1) Ed Kubiczek, L (5, PH) Kent Tekulve, R (7, 1) Ramon Hernandez, S (8, 1) Bob Robertson, R (8, PH) Miguel Dilone, S (8, PH) Dave Giusti, R (9, 1) OBP: 0.231, SLG: 0.217 OBP: 0.311, SLG: 0.346 OBP: 0.220, SLG: 0.111 OBP: 0.380, SLG: 0.490 OBP: 0.346, SLG: 0.300				L7		K		1B		2	0	0	0	0	1	1											
<b>Inning Stats</b>	R: 0 E: 0 K: 1 S: 16	H: 1 LOB: 3 BB: 2 P: 30	R: 0 E: 0 K: 1 S: 7	H: 1 LOB: 0 BB: 0 P: 9	R: 0 E: 0 K: 0 S: 10	H: 1 LOB: 1 BB: 0 P: 12	R: 1 E: 0 K: 0 S: 12	H: 2 LOB: 1 BB: 0 P: 18	R: 0 E: 0 K: 0 S: 9	H: 1 LOB: 1 BB: 0 P: 12	R: 1 E: 0 K: 1 S: 11	H: 2 LOB: 1 BB: 0 P: 18	R: 0 E: 1 K: 0 S: 9	H: 0 LOB: 3 BB: 1 P: 19	R: 2 E: 1 K: 1 S: 15	H: 1 LOB: 2 BB: 2 P: 27	1B: 6 2B: 2 3B: 0 HR: 1	SF: 0 SAC: 0 DP: 1 HBP: 1	WP: 1 PA: 39 CS: 0								
<b>PITCHER</b>	IP	WLS	BF	H	R	ER	SO	BB	IBB	HBP	BLK	WP	HR	S	P	ERA	WHIP										
Dennis Blair, R (1, 1) ERA: 3.82	6.0	L	27	1	2	1	1	3	0	1	0	1	0	24	46	4.50	2.000										
Woodie Fryman, L (7, 1) ERA: 3.35	2.0		12	1	2	1	1	3	0	1	0	1	0	24	46	4.50	2.000										

**Montreal Expos @ Pittsburgh Pirates**  
Three Rivers Stadium, Pittsburgh, PA  
Sun Sep 14 1975, 3:33 AM EDT  
Att: 12,335 - Unknown

AB	33
R	4
H	9
RBI	3
BB	5
SO	4
LOB	24





Batter	1	2	3	4	5	6	7	8	9	AB	R	H	RBI	BB	SO	LOB	TOP																			
Bob Bailey, R (1, 7) OBP: 0.385, SLG: 0.341 Mike Jorgensen, L (6, 3) OBP: 0.364, SLG: 0.381	F7		L4-3 1B			4-3		1B		3	0	1	0	0	0	0	<b>Montreal Expos @ New York Mets</b> Shea Stadium, Flushing, NY Mon Sep 15 1975, 7:05 PM EDT Att: 7,259 - Unknown																			
Pete Mackanin, R (1, 4) OBP: 0.280, SLG: 0.371	F4		L4-3 1-2			6-3		F7		4	0	0	0	0	0	2																				
Jose Morales, R (1, 3) OBP: 0.356, SLG: 0.400 Tony Scott, S (6, PR) OBP: 0.258, SLG: 0.238 Jim Dwyer, L (9, PH) OBP: 0.350, SLG: 0.356			L7						K	3	0	2	0	0	0	0																				
Larry Parrish, R (1, 5) OBP: 0.315, SLG: 0.409	CS					4-3				3	0	1	0	1	1	1																				
Gary Carter, R (1, 2) OBP: 0.363, SLG: 0.416			FC1-6 1B			5-3				4	1	0	0	0	1	2																				
Pepe Mangual, R (1, 9) OBP: 0.341, SLG: 0.343			S 6-3 1B			K				4	1	1	0	0	3	1																				
Jerry White, S (1, 8) OBP: 0.360, SLG: 0.468			6-3 1B			F3				3	0	1	1	0	0	0																				
Pepe Frias, R (1, 6) OBP: 0.172, SLG: 0.167			6-3			K				3	0	0	1	0	1	1																				
Steve Rogers, R (1, 1) OBP: 0.273, SLG: 0.221			5-3			5-3				3	0	0	0	0	0	1																				
<b>Inning Stats</b>	R: 0 E: 0 K: 0 S: 8	H: 1 LOB: 0 BB: 0 P: 13	R: 2 E: 0 K: 0 S: 12	H: 2 LOB: 1 BB: 1 P: 21	R: 0 E: 0 K: 0 S: 7	H: 1 LOB: 0 BB: 0 P: 8	R: 0 E: 0 K: 1 S: 8	H: 0 LOB: 0 BB: 0 P: 10	R: 0 E: 0 K: 1 S: 11	H: 0 LOB: 0 BB: 0 P: 14	R: 0 E: 0 K: 1 S: 9	H: 0 LOB: 0 BB: 0 P: 13	R: 0 E: 0 K: 0 S: 10	H: 1 LOB: 1 BB: 0 P: 15	R: 0 E: 0 K: 3 S: 13	H: 1 LOB: 1 BB: 0 P: 18		1B: 7 2B: 1 3B: 0 HR: 0	SF: 0 SAC: 0 DP: 1 HBP: 0	WP: 1 PB: 0 SB: 2 CS: 1	PA: 34															
<b>PITCHER</b>	IP	WLS	BF	H	R	ER	SO	BB	IBB	HBP	BLK	WP	HR	S	P	ERA	WHIP	<b>PITCHER</b>		IP	WLS	BF	H	R	ER	SO	BB	IBB	HBP	BLK	WP	HR	S	P	ERA	WHIP
Jerry Koosman, L (1, 1) ERA: 3.47 Skip Lockwood, R (9, 1) ERA: 1.54	8.0	W	29	6	2	2	4	1	0	0	0	0	0	73	104	2.25	0.875			1.0	S	4	1	0	0	3	0	0	0	0	1	0	13	18	0.00	1.000

AB	32
R	2
H	7
RBI	2
BB	1
SO	7
LOB	8



Batter	1	2	3	4	5	6	7	8	9	AB	R	H	RBI	BB	SO	LOB	BOTTOM																			
Del Unser, L (1, 8) OBP: 0.336, SLG: 0.395	4-3					K2-3				2	1	0	0	1	1	0	<b>Montreal Expos @ New York Mets</b> Shea Stadium, Flushing, NY Mon Sep 15 1975, 7:05 PM EDT Att: 7,259 - Unknown																			
Felix Milan, R (1, 4) OBP: 0.334, SLG: 0.351	4-3					4-3				3	0	0	0	0	1	1																				
Mike Vail, R (1, 7) OBP: 0.382, SLG: 0.514	6-3					L5				4	0	2	2	0	0	0																				
Rusty Staub, L (1, 9) OBP: 0.366, SLG: 0.434										4	0	2	0	0	0	3																				
Dave Kingman, R (1, 5) OBP: 0.294, SLG: 0.510 Roy Staiger, R (9, 5) OBP: 0.100, SLG: 0.200										4	1	0	0	0	1	4																				
Ed Kranepool, L (1, 3) OBP: 0.370, SLG: 0.421										0	0	0	0	0	0	0																				
Jerry Grote, R (1, 2) OBP: 0.353, SLG: 0.374										3	0	1	0	0	0	1																				
Mike Phillips, L (1, 6) OBP: 0.296, SLG: 0.310										2	0	0	0	1	1	2																				
Jerry Koosman, R (1, 1) OBP: 0.208, SLG: 0.203 Wayne Garrett, L (8, PH) OBP: 0.379, SLG: 0.383 Gene Clines, R (6, PR) OBP: 0.274, SLG: 0.280 Skip Lockwood, R (9, 1) OBP: 0.250, SLG: 0.250										3	0	0	0	0	0	3																				
										2	0	0	0	0	0	0																				
<b>Inning Stats</b>	R: 0 E: 0 K: 0 S: 7	H: 0 LOB: 0 BB: 0 P: 12	R: 0 E: 0 K: 1 S: 11	H: 1 LOB: 0 BB: 0 P: 15	R: 0 E: 0 K: 0 S: 6	H: 0 LOB: 0 BB: 1 P: 13	R: 0 E: 0 K: 1 S: 8	H: 0 LOB: 0 BB: 0 P: 10	R: 0 E: 0 K: 1 S: 14	H: 2 LOB: 2 BB: 0 P: 17	R: 1 E: 0 K: 0 S: 10	H: 1 LOB: 1 BB: 1 P: 22	R: 1 E: 1 K: 0 S: 9	H: 0 LOB: 0 BB: 0 P: 13	R: 1 E: 0 K: 0 S: 7	H: 2 LOB: 2 BB: 0 P: 12	1B: 6 2B: 0 3B: 0 HR: 0	SF: 0 SAC: 1 DP: 2 HBP: 1	WP: 1 PB: 0 SB: 1 CS: 0	PA: 32																
<b>PITCHER</b>	IP	WLS	BF	H	R	ER	SO	BB	IBB	HBP	BLK	WP	HR	S	P	ERA	WHIP	<b>PITCHER</b>		IP	WLS	BF	H	R	ER	SO	BB	IBB	HBP	BLK	WP	HR	S	P	ERA	WHIP
Steve Rogers, R (1, 1) ERA: 3.3	8.0	L	32	6	3	2	4	2	0	1	0	1	0	72	114	2.25	1.000			8.0	L	32	6	3	2	4	2	0	1	0	1	0	72	114	2.25	1.000

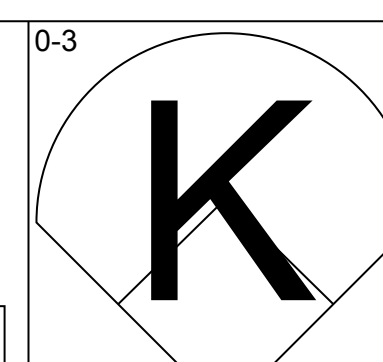
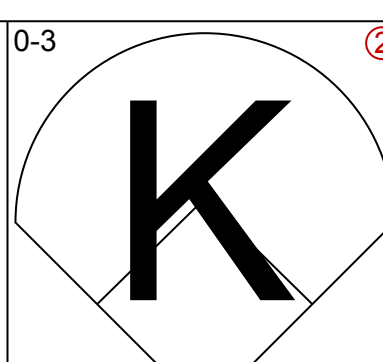
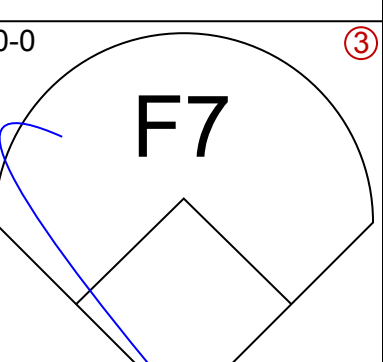
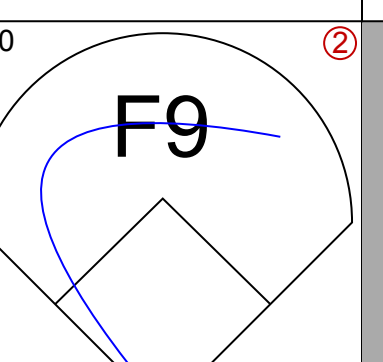
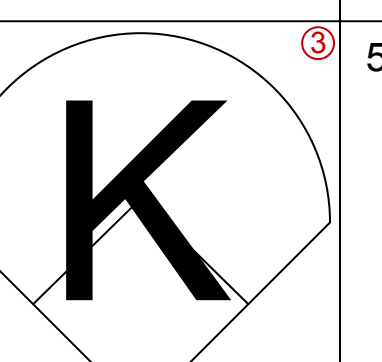
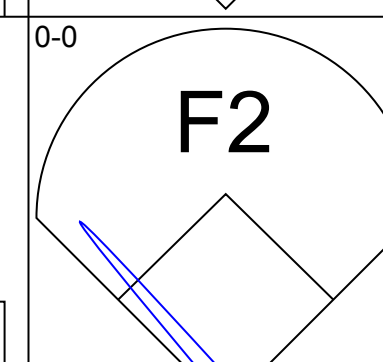
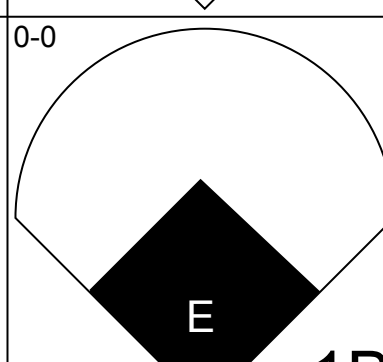
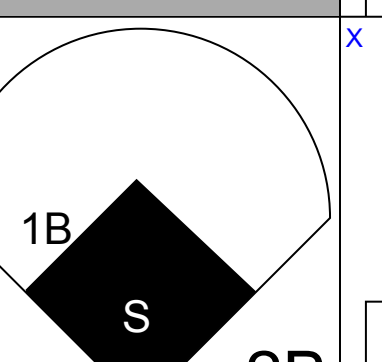
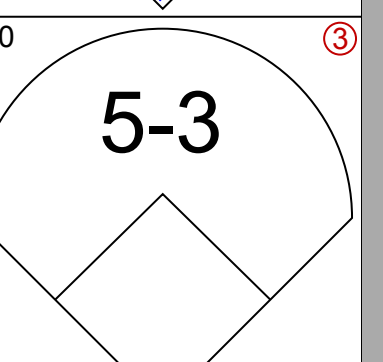
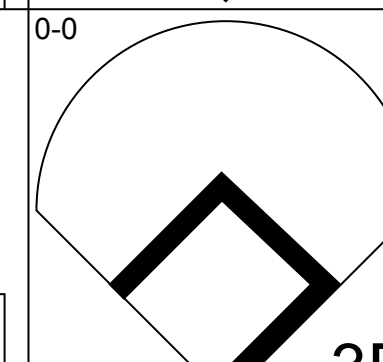
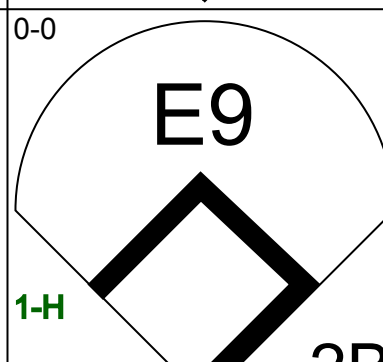
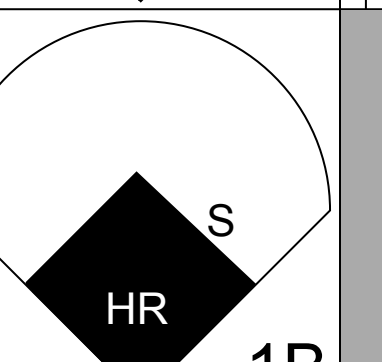
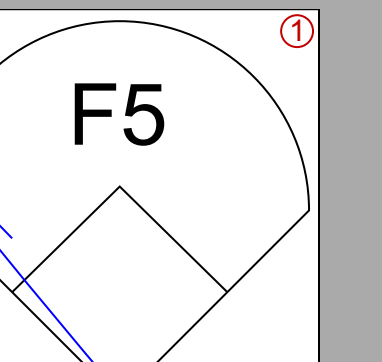
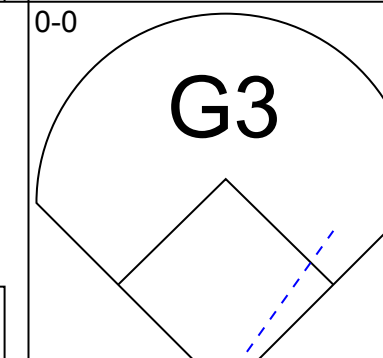
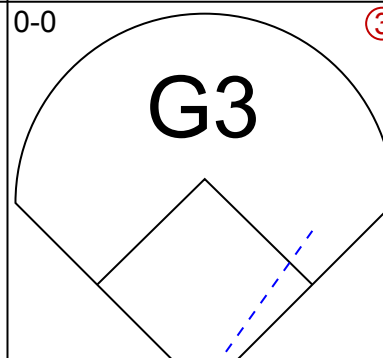
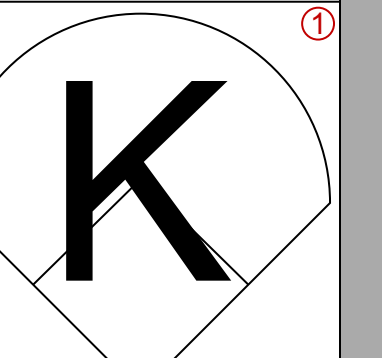
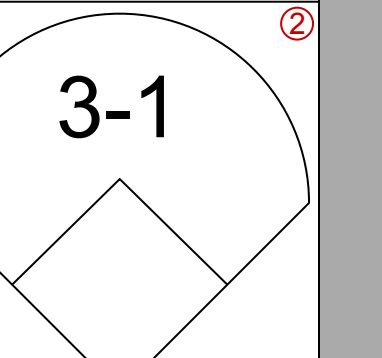
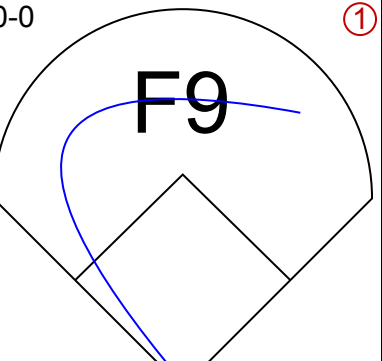
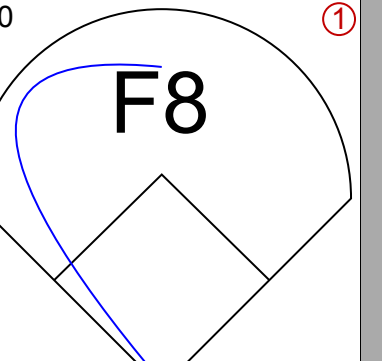
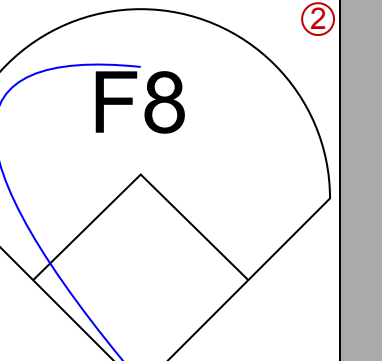
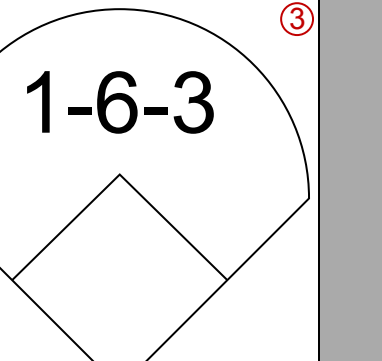

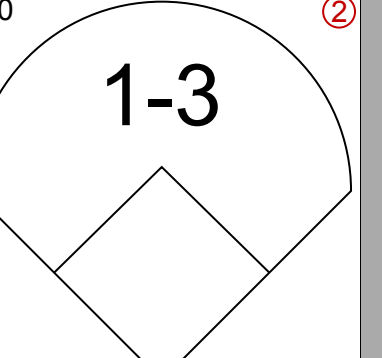
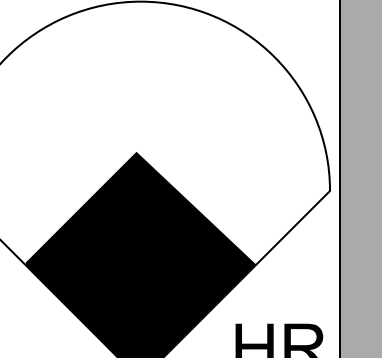
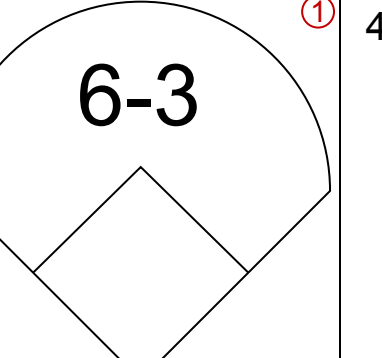
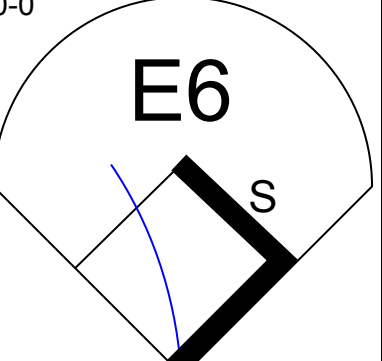
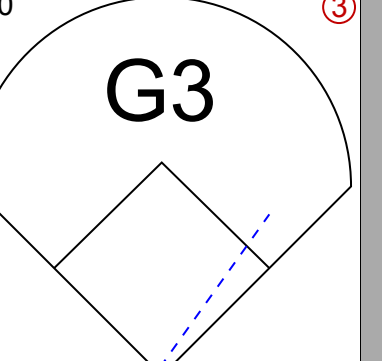
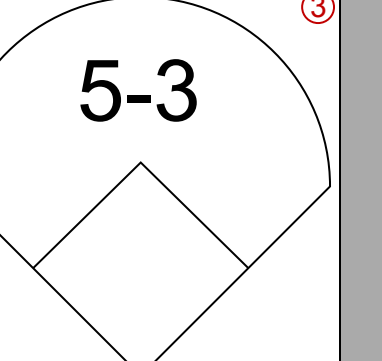
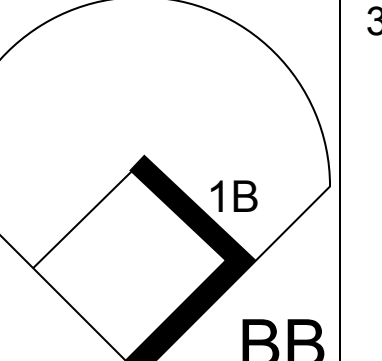
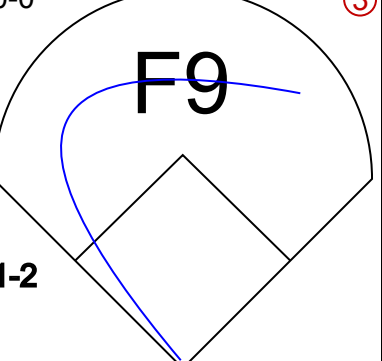
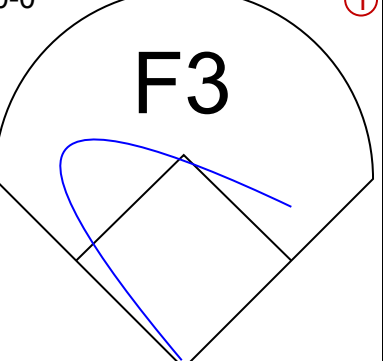

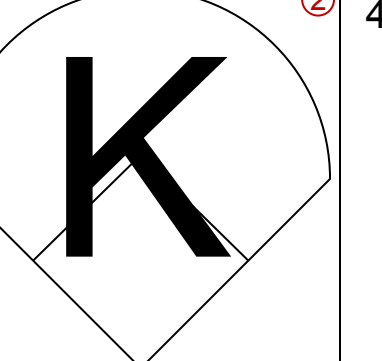
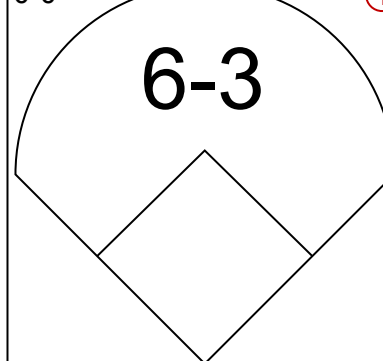
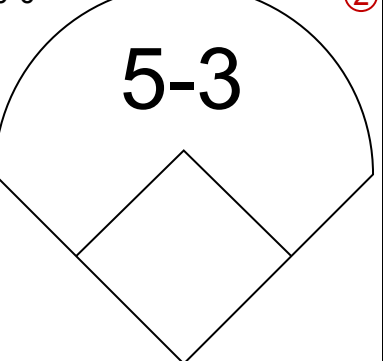

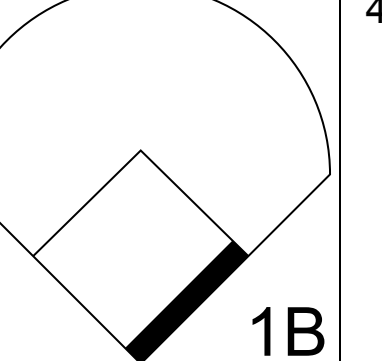
AB	28
R	3
H	6
RBI	2
BB	2
SO	4
LOB	14

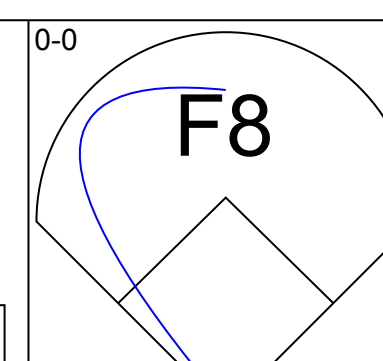
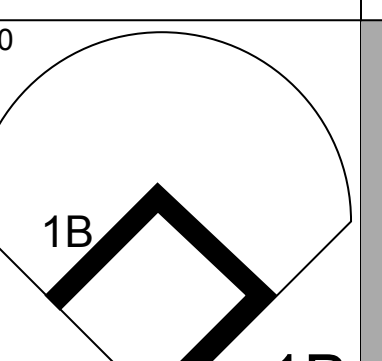
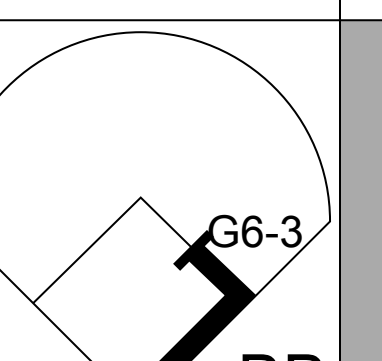
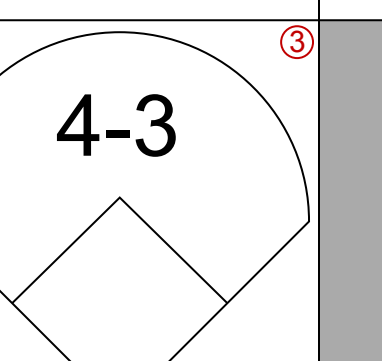
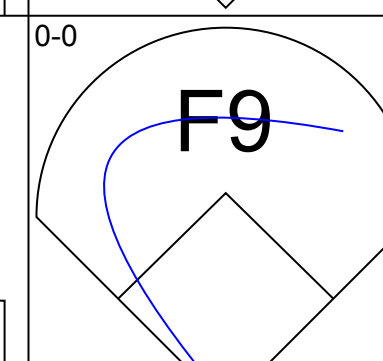
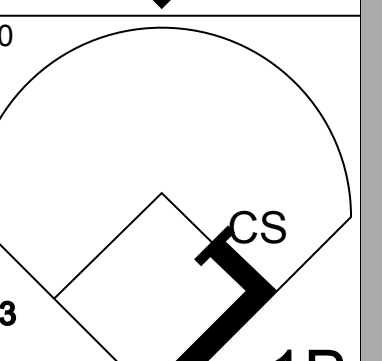
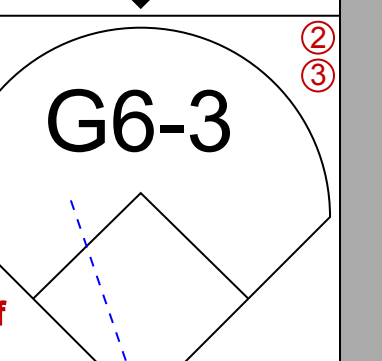
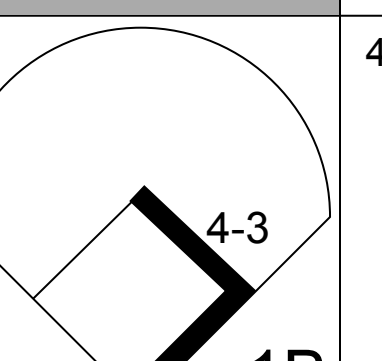
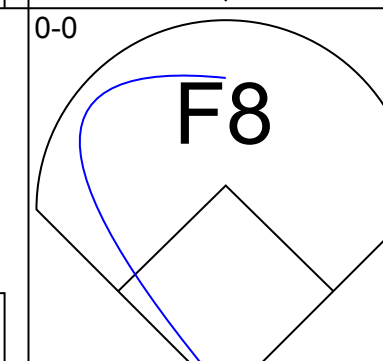
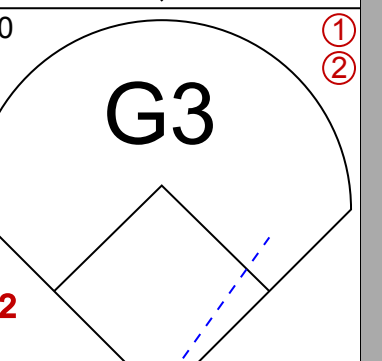
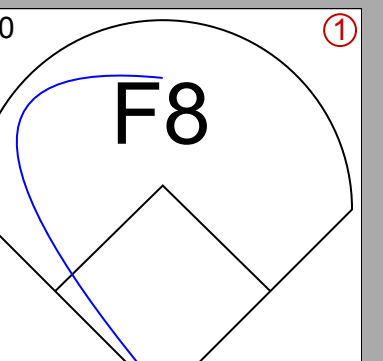
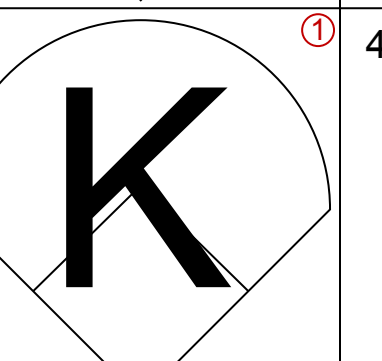
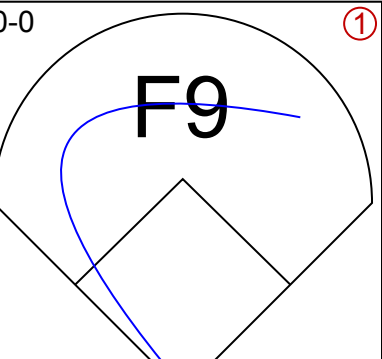
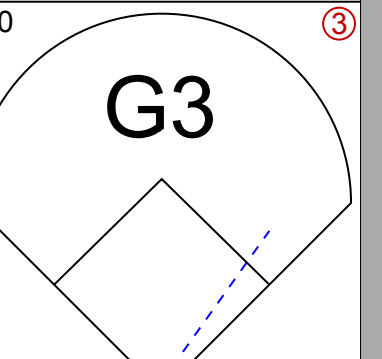
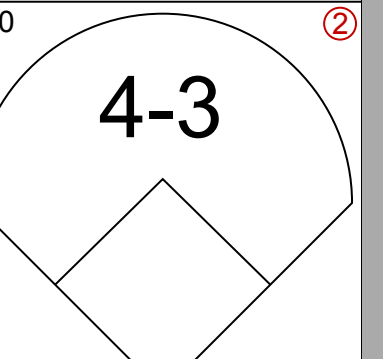
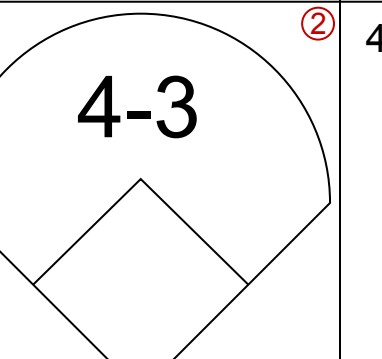
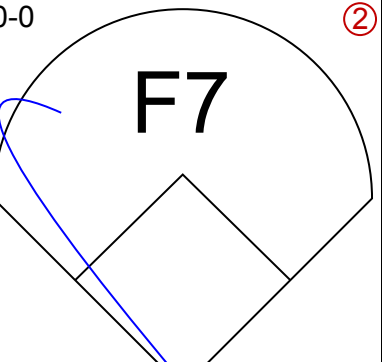
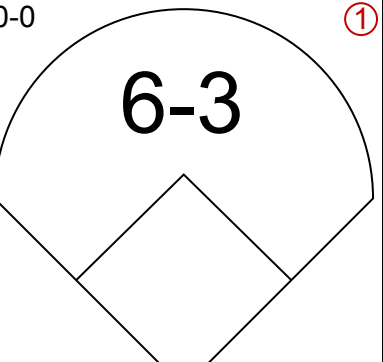
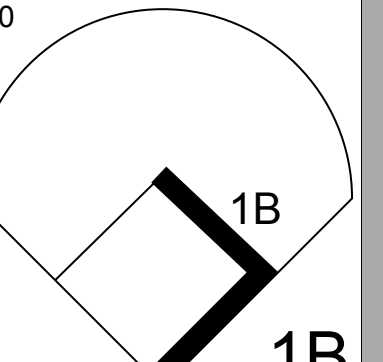
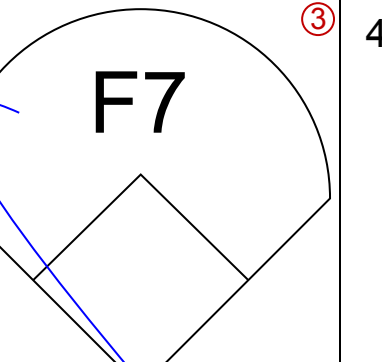
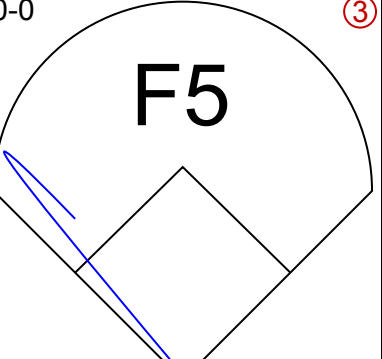
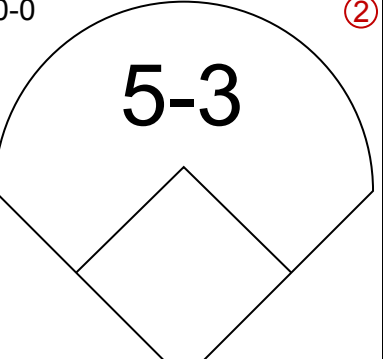
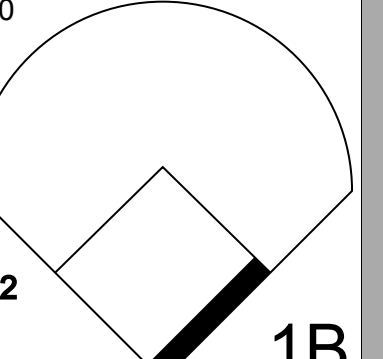
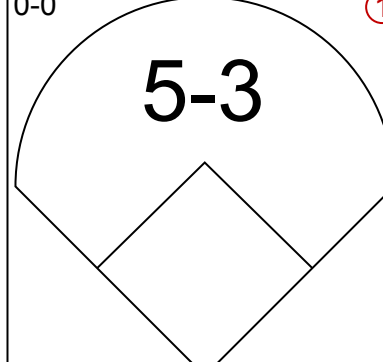
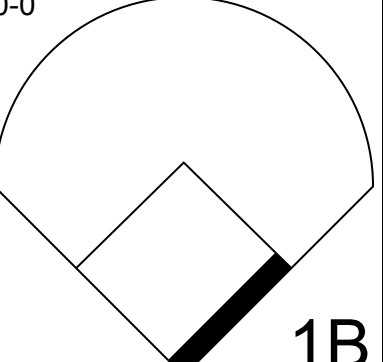
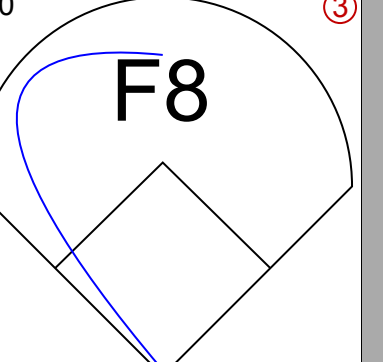
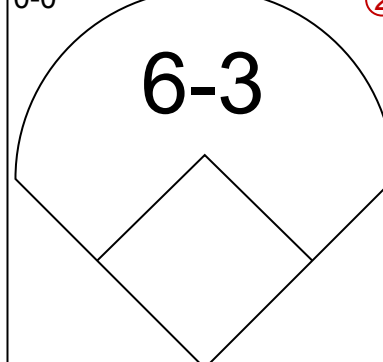
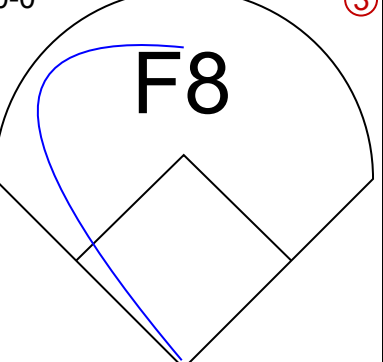
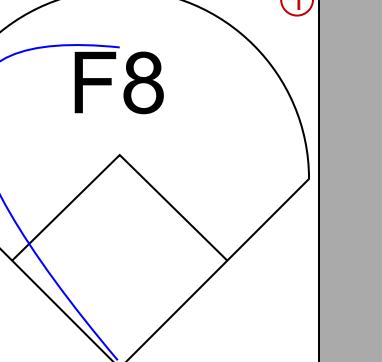
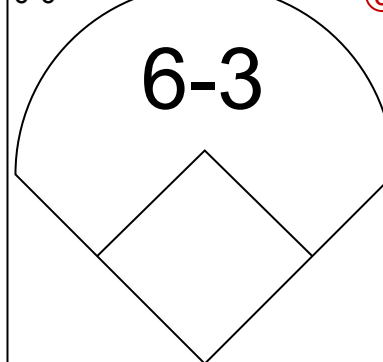
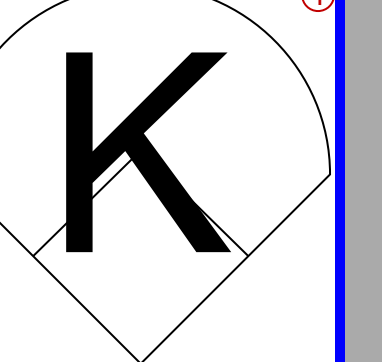
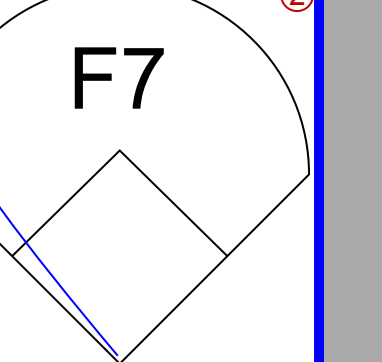








Batter	1	2	3	4	5	6	7	8	9	AB R H RBI BB SO LOB	TOP									
<b>Pepe Mangual, R</b> OBP: 0.340, SLG: 0.339 (1, 7)										5 0 0 0 0 3 2	<b>Montreal Expos @ St. Louis Cardinals</b> Busch Stadium, St. Louis, MO Thu Sep 18 1975, 7:05 PM CDT Att: 6,392 - Unknown									
<b>Tim Foli, R</b> OBP: 0.280, SLG: 0.288 (1, 6)			 1B			 S 2B				4 2 2 0 0 0 0										
<b>Jim Dwyer, L</b> OBP: 0.360, SLG: 0.383 (1, 9)			 1-H 2B			 S 1B				4 1 3 1 0 0 0										
<b>Mike Jorgensen, L</b> OBP: 0.362, SLG: 0.376 (1, 3)						 1-2 3-H				4 0 0 0 0 1 3										
<b>Larry Parrish, R</b> OBP: 0.311, SLG: 0.403 (1, 5)										4 0 0 0 0 0 1										
<b>Gary Carter, R</b> OBP: 0.360, SLG: 0.422 (1, 2)						 2-H				4 1 1 2 0 1 0										
<b>Jerry White, S</b> OBP: 0.323, SLG: 0.400 (1, 8)								 BB		3 0 0 0 1 0 0										
<b>Pete Mackanin, R</b> OBP: 0.277, SLG: 0.370 (1, 4)							 HR			4 1 1 1 0 1 2										
<b>Steve Renko, R</b> OBP: 0.345, SLG: 0.358 (1, 1)								 1-2		4 0 1 0 0 1 0										
<b>Inning Stats</b>	R: 0 E: 0 K: 1 S: 6	H: 1 LOB: 1 BB: 0 P: 6	R: 0 E: 1 K: 1 S: 6	H: 0 LOB: 1 BB: 0 P: 6	R: 1 E: 1 K: 1 S: 7	H: 2 LOB: 1 BB: 0 P: 7	R: 0 E: 0 K: 0 S: 3	H: 0 LOB: 0 BB: 0 P: 3	R: 0 E: 0 K: 1 S: 8	H: 0 LOB: 0 BB: 0 P: 8		R: 1 E: 0 K: 1 S: 6	H: 1 LOB: 0 BB: 0 P: 6	R: 0 E: 0 K: 0 S: 3	H: 0 LOB: 0 BB: 0 P: 3	R: 0 E: 0 K: 2 S: 8	H: 1 LOB: 2 BB: 1 P: 12	1B: 3 2B: 2 3B: 1 HR: 2	SF: 0 SAC: 0 DP: 0 HBP: 0	WP: 0 PB: 0 SB: 3 CS: 0
<b>PITCHER</b>	IP WLS BF H R ER SO BB IBB HBP BLK WP HR S P ERA WHIP	<b>PITCHER</b> IP WLS BF H R ER SO BB IBB HBP BLK WP HR S P ERA WHIP																		
<b>Ron Reed, R</b> ERA: 3.45 (1, 1)	6.0 L 25 6 4 4 4 0 0 0 0 0 0 1 33 33 6.00 1.000																			
<b>Harry Parker, R</b> ERA: 5.29 (7, 1)	0.0 1 1 1 1 0 0 0 0 0 0 0 1 1 1 ∞ ∞																			
<b>Mike Garman, R</b> ERA: 2.39 (9, 1)	2.0 6 0 0 0 1 0 0 0 0 0 0 0 8 8 0.00 0.000																			
<b>Greg Terlecky, R</b> ERA: 4.28 (9, 1)	1.0 5 1 0 0 2 1 0 0 0 0 0 0 8 12 0.00 2.000																			

Batter	1	2	3	4	5	6	7	8	9	AB R H RBI BB SO LOB	BOTTOM									
<b>Bake McBride, L</b> OBP: 0.359, SLG: 0.412 (1, 8)				 1B		 BB				3 0 1 0 1 0 0	<b>Montreal Expos @ St. Louis Cardinals</b> Busch Stadium, St. Louis, MO Thu Sep 18 1975, 7:05 PM CDT Att: 6,392 - Unknown									
<b>Lou Brock, L</b> OBP: 0.363, SLG: 0.407 (1, 7)				 1B		 1-2		 1B		4 0 2 0 0 0 1										
<b>Willie Davis, L</b> OBP: 0.307, SLG: 0.431 (1, 9)				 1-2						4 0 0 0 0 1 3										
<b>Ted Simmons, S</b> OBP: 0.406, SLG: 0.497 (1, 2)									 1-2	4 0 0 0 0 0 2										
<b>Keith Hernandez, L</b> OBP: 0.307, SLG: 0.371 (1, 3)								 1B		4 0 1 0 0 0 1										
<b>Ken Reitz, R</b> OBP: 0.305, SLG: 0.347 (1, 5)								 1-2		3 0 1 0 0 0 0										
<b>Mario Guerrero, R</b> OBP: 0.276, SLG: 0.286 (1, 6)										3 0 1 0 0 0 2										
<b>Mike Tyson, R</b> OBP: 0.310, SLG: 0.341 (1, 4)										3 0 0 0 0 0 1										
<b>Ron Reed, R</b> ERA: 3.45 (1, 1)										1 0 0 0 0 0 0										
<b>Jerry Montgomery, S</b> ERA: 0.00 (5, PH)										1 0 0 0 0 0 1										
<b>Harry Parker, R</b> ERA: 5.29 (7, 1)										0 0 0 0 0 0 0										
<b>Mike Garman, R</b> ERA: 2.39 (9, 1)										0 0 0 0 0 0 0										
<b>Ron Fairly, L</b> OBP: 0.245, SLG: 0.478 (8, PH)										1 0 0 0 0 0 0										
<b>Greg Terlecky, R</b> ERA: 4.28 (9, 1)										0 0 0 0 0 0 0										
<b>Inning Stats</b>	R: 0 E: 0 K: 0 S: 3	H: 0 LOB: 0 BB: 0 P: 3	R: 0 E: 0 K: 0 S: 3	H: 0 LOB: 0 BB: 0 P: 3	R: 0 E: 0 K: 0 S: 4	H: 2 LOB: 1 BB: 0 P: 4	R: 0 E: 0 K: 0 S: 4	H: 1 LOB: 1 BB: 0 P: 4	R: 0 E: 0 K: 1 S: 4	H: 0 LOB: 0 BB: 1 P: 8	R: 0 E: 0 K: 0 S: 5	H: 2 LOB: 2 BB: 0 P: 5	R: 0 E: 0 K: 0 S: 3	H: 0 LOB: 0 BB: 0 P: 3	R: 0 E: 0 K: 1 S: 6	H: 1 LOB: 1 BB: 0 P: 6	1B: 6 2B: 0 3B: 0 HR: 0	SF: 0 SAC: 0 DP: 1 HBP: 0	WP: 0 PB: 0 SB: 0 CS: 1	PA: 32
<b>PITCHER</b>	IP WLS BF H R ER SO BB IBB HBP BLK WP HR S P ERA WHIP	<b>PITCHER</b> IP WLS BF H R ER SO BB IBB HBP BLK WP HR S P ERA WHIP																		
<b>Steve Renko, R</b> ERA: 4.01 (1, 1)	9.0 W 32 6 0 0 2 1 0 0 0 0 0 0 35 39 0.00 0.778																			

AB 36  
R 5  
H 8  
RBI 4  
BB 1  
SO 7  
LOB 8



AB 31  
R 0  
H 6  
RBI 0  
BB 1  
SO 2  
LOB 10






Batter	1	2	3	4	5	6	7	8	9	AB	R	H	RBI	BB	SO	LOB	TOP								
<b>Don Kessinger, S</b> OBP: 0.313, SLG: 0.317 (1, 5)	1-1 2B		2-2 3-1		2-1 2B 1B	1-0 4-3			0-2 FC4-6 1B	5	2	3	0	0	0	0									
<b>Rick Monday, L</b> OBP: 0.350, SLG: 0.460 (1, 8)	1-1 2B		4-2 S BB		1-0 1B 2B		3-2 F5		1-0 F8	4	1	2	2	1	0	2									
<b>Jerry Morales, R</b> OBP: 0.327, SLG: 0.366 (1, 9)	3-3 K		1-0 L8		3-H 4-2 1B BB		0-2 5-3		0-0 FC4-6 1B	4	1	1	1	1	1	2									
<b>Jose Cardenal, R</b> OBP: 0.396, SLG: 0.426 (1, 7)	1-1 5-3		1-1 6-3		0-3 1B BB		0-1 E8 2B		0-1 FC4-6 S 1B	5	0	1	0	0	1	7									
<b>Andre Thornton, R</b> OBP: 0.426, SLG: 0.514 (1, 3)	0-0 F9			0-0 F8		1-2 1B		1-1 F9	4-1 1B	4	0	1	2	1	0	2									
<b>Manny Trillo, R</b> OBP: 0.295, SLG: 0.298 (1, 4)		1-0 6-3		0-3 K		1-1 1B		3-2 4-3	0-2 4-3	5	0	1	1	0	1	3									
<b>Steve Swisher, R</b> OBP: 0.301, SLG: 0.303 (8, PH)		2-0 FC6-4 1B		0-2 1-3		2-0 F8		1-2 P6		3	0	1	0	0	0	2	AB 38								
<b>Gene Hiser, L</b> OBP: 0.352, SLG: 0.300 (8, PH)										1	0	0	0	0	0	0	R 6								
<b>George Mitterwald, R</b> OBP: 0.286, SLG: 0.358 (8, 2)										0	0	0	0	0	0	0	H 11								
<b>Dave Rosello, R</b> OBP: 0.357, SLG: 0.319 (1, 6)		1-1 F6			0-0 1B 2B	3-1 5-3		0-0 4-3		3	1	1	0	0	0	1	RBI 6								
<b>Ralph LaCock, L</b> OBP: 0.322, SLG: 0.341 (8, PH)										1	0	0	0	0	0	0	BB 4								
<b>Rob Sperring, R</b> OBP: 0.288, SLG: 0.271 (8, 5)										0	0	0	0	0	0	0	SO 4								
<b>Bill Bonham, R</b> OBP: 0.190, SLG: 0.220 (1, 1)		1-2 FC6-4			0-3 K	2-1 F9			4-0 F8 1B BB	3	0	0	0	0	1	2	LOB 21								
<b>Paul Reuschel, R</b> (7, 1)										0	0	0	0	0	0	0									
<b>Ken Crosby, R</b> (8, 1)										0	0	0	0	0	0	0									
<b>Champ Summers, L</b> OBP: 0.305, SLG: 0.341 (8, PH)										0	1	0	0	1	0	0									
<b>Inning Stats</b>	R: 1 E: 0 K: 1 S: 10	H: 2 LOB: 1 BB: 0 P: 16	R: 0 E: 0 K: 0 S: 8	H: 1 LOB: 1 BB: 0 P: 13	R: 0 E: 0 K: 0 S: 8	H: 0 LOB: 1 BB: 1 P: 16	R: 0 E: 0 K: 1 S: 7	H: 0 LOB: 0 BB: 0 P: 7	R: 4 E: 0 K: 2 S: 20	H: 5 LOB: 2 BB: 1 P: 31	R: 0 E: 0 K: 0 S: 5	H: 0 LOB: 0 BB: 0 P: 11	R: 0 E: 1 K: 0 S: 10	H: 1 LOB: 1 BB: 0 P: 14	R: 0 E: 0 K: 0 S: 8	H: 0 LOB: 0 BB: 0 P: 12	R: 1 E: 0 K: 0 S: 11	H: 2 LOB: 3 BB: 2 P: 20	1B: 6 2B: 5 3B: 0 HR: 0	SF: 0 SAC: 0 DP: 0 HBP: 0	WP: 0 PB: 0 SB: 2 CS: 0	PA: 42			
<b>PITCHER</b>	IP	WLS	BF	H	R	ER	SO	BB	IBB	HBP	BLK	WP	HR	S	P	ERA	WHIP								
<b>Steve Rogers, R</b> ERA: 3.4	6.0		28	8	5	5	4	2	0	0	0	0	0	58	94	7.50	1.667								
<b>Dale Murray, R</b> ERA: 4.09	3.0	W	14	3	1	1	0	2	0	0	0	0	0	29	46	3.00	1.667								

Chicago Cubs @ Montreal Expos  
Jarry Park, Montreal, QB  
Fri Sep 19 1975, 7:05 PM EDT  
Att. 5,201 - Unknown - 61 F


AB 38  
R 6  
H 11  
RBI 6  
BB 4  
SO 4  
LOB 21



Batter	1	2	3	4	5	6	7	8	9	AB	R	H	RBI	BB	SO	LOB	BOTTOM									
<b>Larry Bittner, L</b> OBP: 0.374, SLG: 0.396 (1, 9)	1-2 4-3	1-3 SAFE SAFE K		0-1 1B		3-0 FC1-6-5		1-3 K		5	0	1	0	0	2	3										
<b>Tim Foli, R</b> OBP: 0.282, SLG: 0.297 (1, 6)	1-0 HR		2-2 1B 4-3	2-0 SAFE SAFE F7		0-0 P3		1-1 1B HR		5	3	3	1	0	0	2										
<b>Jim Dwyer, L</b> OBP: 0.361, SLG: 0.380 (1, 7)	0-0 1-3		1-2 1B 4-3		1-0 L7		4-0 SH3-4 1B BB	1-2 HR 1B		4	2	1	0	1	0	1										
<b>Mike Jorgensen, L</b> OBP: 0.369, SLG: 0.389 (1, 3)	4-1 FC5-4 BB		1-0 1B 2H		2-0 1B BB		2-2 1B SH3-4 SF9	1-0 HR 1B		4	3	4	4	1	0	0										
<b>Larry Parrish, R</b> OBP: 0.313, SLG: 0.406 (1, 5)	1-0 FC5-4		1-2 1B G5-4-3		1-0 F8		1-1 SH3-4	0-0 1B 2B		4	0	2	0	0	0	2										
<b>Gary Carter, R</b> OBP: 0.362, SLG: 0.421 (1, 2)		1-2 F9 1B	0-0 G5-4-3		4-0 1B BB		4-0 1B IBB	1-2 1-3		3	0	1	0	2	0	3										
<b>Jerry White, S</b> OBP: 0.357, SLG: 0.431 (1, 8)		0-0 1B		1-2 F9	2-1 1B		0-0 1B	1-2 1B		5	0	4	2	0	0	0										
<b>Pete Mackanin, R</b> OBP: 0.279, SLG: 0.379 (1, 4)		1-0 F8		1-0 HR		2-1 FC1-6-5 SH2-4 1B	1-1 SF9	3-3 K		4	1	2	2	0	1	4										
<b>Steve Rogers, R</b> OBP: 0.266, SLG: 0.214 (1, 1)		2-1 F9		2-3 K		0-1 SH2-4	3-H F3			2	0	0	0	0	1	2										
<b>Jim Lytle, L</b> OBP: 0.361, SLG: 0.300 (6, PH)										0	0	0	0	0	0	0										
<b>Dale Murray, R</b> OBP: 0.357, SLG: 0.250 (7, 1)										1	0	0	0	0	0	2										
<b>Inning Stats</b>	R: 1 E: 0 K: 0 S: 7	H: 1 LOB: 1 BB: 1 P: 14	R: 0 E: 0 K: 1 S: 11	H: 2 LOB: 2 BB: 0 P: 16	R: 1 E: 0 K: 0 S: 12	H: 3 LOB: 1 BB: 0 P: 17	R: 1 E: 0 K: 1 S: 12	H: 2 LOB: 1 BB: 0 P: 18	R: 1 E: 0 K: 0 S: 5	H: 2 LOB: 2 BB: 1 P: 15	R: 0 E: 0 K: 0 S: 6	H: 1 LOB: 0 BB: 0 P: 11	R: 2 E: 0 K: 0 S: 10	H: 2 LOB: 2 BB: 2 P: 23	R: 3 E: 0 K: 2 S: 20	H: 5 LOB: 2 BB: 0 P: 29	1B: 14 2B: 1 3B: 0 HR: 3	SF: 1 SAC: 2 DP: 1 HBP: 0	WP: 0 PB: 0 SB: 0 CS: 0	PA: 44						
<b>PITCHER</b>	IP	WLS	BF	H	R	ER	SO	BB	IBB	HBP	BLK	WP	HR	S	P	ERA	WHIP									
<b>Bill Bonham, R</b> ERA: 4.69	6.1	L	33	12	6	6	2	3	1	0	0	0	0	2	58	107	8.53	2.368								
<b>Paul Reuschel, R</b> ERA: 3.38	1.0		8	5	3	3	1	0	0	0	0	0	1	16	22	27.00	5.000									
<b>Ken Crosby, R</b> ERA: 4.5	0.2		3	1	0	0	1	0	0	0	0	0	0	9	14	0.00	1.500									

Chicago Cubs @ Montreal Expos  
Jarry Park, Montreal, QB  
Fri Sep 19 1975, 7:05 PM EDT  
Att. 5,201 - Unknown - 61 F

AB 37  
R 9  
H 18  
RBI 9  
BB 4  
SO 4  
LOB 19





Batter	1	2	3	4	5	6	7	8	9	AB	R	H	RBI	BB	SO	LOB	TOP					
<b>Don Kessinger, S</b> (1, 5) OBP: 0.311, SLG: 0.314	2-2 4-3			1-2 F5		0-0 1-3		0-1 G3		4	0	0	0	0	0	0	<b>Chicago Cubs @ Montreal Expos</b> Jarry Park, Montreal, QB Sat Sep 20 1975, 3:33 AM EDT Att: 8,595 - Sunny - 81 F					
<b>Rick Monday, L</b> (1, 8) OBP: 0.379, SLG: 0.457	0-1 4-3			2-3 K		1-3 K		4-2 1B BB		3	0	0	0	1	2	0						
<b>Jerry Morales, R</b> (1, 9) OBP: 0.330, SLG: 0.375	2-2 6-3			3-2 HR		1-1 1B		0-1 1-3 1B		4	1	3	1	0	0	0						
<b>Jose Cardenal, R</b> (1, 7) OBP: 0.395, SLG: 0.424		1-0 6-3		4-1 1B BB		1-0 5-3		2-1 L4		3	0	0	0	1	0	3						
<b>Andre Thornton, R</b> (1, 3) OBP: 0.424, SLG: 0.510		1-0 5-3		4-1 1B BB			1-1 P2		0-0 F6		3	0	0	0	1	0						
<b>Manny Trillo, R</b> (1, 4) OBP: 0.296, SLG: 0.300		0-1 6-3		2-2 1-2 2H 1B			2-1 1B		1-2 F9		4	0	2	0	0	0						
<b>George Mitterwald, R</b> (1, 2) OBP: 0.280, SLG: 0.350			1-3 K		0-1 5-3		1-0 F2		1-0 6-3		4	0	0	0	0	1						
<b>Dave Rosello, R</b> (1, 6) OBP: 0.339, SLG: 0.300			2-1 1-3		1-0 5-3		2-3 K				3	0	0	0	0	1						
<b>Rick Reuschel, R</b> (1, 1) OBP: 0.216, SLG: 0.239			2-2 6-3		0-1 L4			1-1 6-3		2	0	0	0	0	0	0						
<b>Champ Summers, L</b> (8, PH) OBP: 0.302, SLG: 0.337										1	0	0	0	0	0	0						
<b>Tom Dettore, L</b> (8, 1) OBP: 0.280, SLG: 0.250										0	0	0	0	0	0	0						
<b>Darold Knowles, L</b> (8, 1) OBP: 0.133, SLG: 0.071										0	0	0	0	0	0	0						
<b>Inning Stats</b>	R: 0 E: 0 K: 0 S: 8	H: 0 LOB: 0 BB: 0 P: 12	R: 0 E: 0 K: 0 S: 4	H: 0 LOB: 0 BB: 0 P: 6	R: 0 E: 0 K: 1 S: 9	H: 0 LOB: 0 BB: 2 P: 14	R: 1 E: 0 K: 1 S: 15	H: 2 LOB: 2 BB: 2 P: 31	R: 0 E: 0 K: 0 S: 5	H: 0 LOB: 0 BB: 0 P: 6	R: 0 E: 0 K: 1 S: 7	H: 1 LOB: 1 BB: 0 P: 10	R: 0 E: 0 K: 1 S: 10	H: 1 LOB: 1 BB: 0 P: 16	R: 0 E: 0 K: 0 S: 10	H: 1 LOB: 2 BB: 1 P: 17	R: 0 E: 0 K: 0 S: 5	H: 0 LOB: 0 BB: 0 P: 7	1B: 4 2B: 0 3B: 0 HR: 1	SF: 0 SAC: 0 DP: 0 HBP: 0	WP: 0 PB: 0 SB: 0 CS: 0	PA: 34
<b>PITCHER</b> <b>Don Carrithers, R</b> (1, 1) ERA: 3.08	IP: 9.0 WLS: W BF: 34 H: 5 R: 1 ER: 1 SO: 4 BB: 3 IBB: 0 HBP: 0 BLK: 0 WP: 0 HR: 1 S: 73 P: 119 ERA: 1.00 WHIP: 0.889															<b>PITCHER</b>						

AB	31
R	1
H	5
RBI	1
BB	3
SO	4
LOB	5



Batter	1	2	3	4	5	6	7	8	9	AB	R	H	RBI	BB	SO	LOB	BOTTOM					
<b>Larry Bittner, L</b> (1, 9) OBP: 0.372, SLG: 0.394	3-2 4-3			1-0 4-3	3-2 3-1			1-0 SH3-4 1B		4	1	1	0	0	0	0	<b>Chicago Cubs @ Montreal Expos</b> Jarry Park, Montreal, QB Sat Sep 20 1975, 3:33 AM EDT Att: 8,595 - Sunny - 81 F					
<b>Tim Foli, R</b> (1, 6) OBP: 0.283, SLG: 0.296	2-1 6-3			4-2 1B BB E	2-2 F3			2-1 SH3-4		2	1	0	0	1	0	0						
<b>Jim Dwyer, L</b> (1, 7) OBP: 0.355, SLG: 0.374				1-0 F8		3-2 F7		1-3 K		3	0	0	0	0	0	1						
<b>Bob Bailey, R</b> (6, PH) OBP: 0.386, SLG: 0.356										1	0	0	0	0	1	1						
<b>Jim Lyttle, L</b> (9, 7) OBP: 0.381, SLG: 0.300										0	0	0	0	0	0	0						
<b>Mike Jorgensen, L</b> (1, 3) OBP: 0.372, SLG: 0.390		2-1 4-3		4-1 E 1B BB		4-2 G5-4-3 BB		1-0 2H 1B		2	0	1	1	2	0	0						
<b>Larry Parrish, R</b> (1, 5) OBP: 0.312, SLG: 0.404		2-2 5-3		0-1 E 1B		1-0 G5-4-3 1-2		0-0 5-3		4	0	1	0	0	0	2						
<b>Gary Carter, R</b> (1, 2) OBP: 0.382, SLG: 0.420		1-2 F2		0-0 E5			0-0 FC3-6 1B			3	0	1	0	0	0	2						
<b>Jerry White, S</b> (1, 8) OBP: 0.342, SLG: 0.412			3-3 K		3-3 K		2-1 FC3-6 1-2			3	0	0	0	0	2	4						
<b>Pete Mackanin, R</b> (1, 4) OBP: 0.279, SLG: 0.385			0-0 P4				2-1 F9			3	1	1	1	0	0	1						
<b>Don Carrithers, R</b> (1, 1) OBP: 0.167, SLG: 0.276			2-3 K		0-0 HR		2-3 K			3	0	0	0	0	2	1						
<b>Inning Stats</b>	R: 0 E: 0 K: 0 S: 6	H: 0 LOB: 0 BB: 0 P: 11	R: 0 E: 0 K: 0 S: 8	H: 0 LOB: 0 BB: 0 P: 13	R: 0 E: 0 K: 2 S: 7	H: 0 LOB: 0 BB: 0 P: 12	R: 1 E: 1 K: 1 S: 11	H: 1 LOB: 3 BB: 2 P: 21	R: 1 E: 0 K: 0 S: 9	H: 1 LOB: 0 BB: 0 P: 14	R: 0 E: 0 K: 0 S: 7	H: 0 LOB: 1 BB: 1 P: 15	R: 0 E: 0 K: 1 S: 8	H: 1 LOB: 1 BB: 0 P: 14	R: 1 E: 0 K: 1 S: 8	H: 2 LOB: 1 BB: 0 P: 13	R: 0 E: 0 K: 0 S: 6	H: 0 LOB: 0 BB: 0 P: 11	1B: 4 2B: 0 3B: 0 HR: 1	SF: 0 SAC: 1 DP: 1 HBP: 0	WP: 0 PB: 0 SB: 0 CS: 0	PA: 32
<b>PITCHER</b> <b>Rick Reuschel, R</b> (1, 1) ERA: 3.75	IP: 7.0 WLS: L BF: 27 H: 3 R: 2 ER: 1 SO: 4 BB: 3 IBB: 0 HBP: 0 BLK: 0 WP: 0 HR: 1 S: 56 P: 100 ERA: 1.29 WHIP: 0.857															<b>PITCHER</b>						
<b>Tom Dettore, R</b> (8, 1) ERA: 5.38	0.1	2	1	1	1	0	0	0	0	0	0	3	6	27.00	3.000							
<b>Darold Knowles, L</b> (8, 1) ERA: 5.94	0.2	3	1	0	0	1	0	0	0	0	0	5	7	0.00	1.500							

AB	28
R	3
H	5
RBI	2
BB	3
SO	5
LOB	12






Batter	1	2	3	4	5	6	7	8	9	AB	R	H	RBI	BB	SO	LOB	TOP					
<b>Don Kessinger, S</b> OBP: 0.315, SLG: 0.325 (1, 5)	1-1 3B		3-2 3B		0-1 BB 1B		4-2 FC4-6 1B BB	1-0 SF7		3	0	3	1	1	0	0	<b>Chicago Cubs @ Montreal Expos</b> Jarry Park, Montreal, QB Sun Sep 21 1975, 3:33 AM EDT Att: 20,790 - Cloudy - 68 F					
<b>Rick Monday, L</b> OBP: 0.381, SLG: 0.457 <b>Paul Reuschel, R</b> (8, 1)	1-0 G3		4-0 FC5-4 BB		3-2 BB 1B		1-1 FC4-6 1B	0-0 4-3		4	0	2	0	1	0	3						
<b>Jerry Morales, R</b> OBP: 0.329, SLG: 0.372 (1, 9)	1-1 5-3		1-0 FC5-4 1-2		4-1 BB 1-2 2-3		0-0 B3	0-0 L5		4	0	0	0	1	0	5						
<b>Jose Cardenal, R</b> OBP: 0.395, SLG: 0.422 (1, 7)	3-1 5-3			4-1 CS BB		0-0 1-3	1-0 FC4-6 1-2 2-3	0-0 E6 1B 1B		4	1	1	0	1	0	6						
<b>Andre Thornton, R</b> OBP: 0.424, SLG: 0.508 (1, 3)		0-1 F8		2-1 F4		0-1 1B SH1-4 1B	2-2 L7	0-1 BB 1B 1B		5	1	2	0	0	0	3						
<b>Manny Trillo, R</b> OBP: 0.301, SLG: 0.311 (1, 4)		0-0 G6-4-3 1B		1-1 HR		0-0 SH1-4		1-1 1B BB SF7 1B	1-0 BB 1B	4	2	4	2	0	0	0						
<b>Steve Swisher, R</b> OBP: 0.303, SLG: 0.303 <b>Gene Hiser, L</b> OBP: 0.295, SLG: 0.295 (8, PH)		0-0 G6-4-3 1-2		1-1 F7		1-1 1B		1-1 F8	4-1 BB 1B	3	0	1	0	0	0	1						
<b>Dave Rosello, R</b> OBP: 0.344, SLG: 0.308 <b>Champ Summers, L</b> OBP: 0.299, SLG: 0.333 <b>Rob Sperring, R</b> OBP: 0.298, SLG: 0.271 <b>Ralph LaCock, L</b> OBP: 0.324, SLG: 0.341 <b>George Mitterwald, R</b> OBP: 0.279, SLG: 0.350 (1, 6)			3-2 F6		0-1 CS 1B		0-1 F7	4-0 1B BB SF7 1B	2-1 SF8	2	0	1	0	0	0	0						
<b>Steve Stone, R</b> OBP: 0.162, SLG: 0.143 <b>Bill Maclock, R</b> OBP: 0.409, SLG: 0.492 <b>Ron Dunn, R</b> OBP: 0.250, SLG: 0.295 <b>Vic Harris, S</b> OBP: 0.254, SLG: 0.179 (9, 5)			0-3 K		2-3 K		1-1 1-3	0-2 1B	3-1 F2	3	0	0	0	0	2	3						
<b>Inning Stats</b>	R: 0 E: 0 K: 0 S: 7	H: 1 LOB: 1 BB: 0 P: 13	R: 0 E: 0 K: 0 S: 4	H: 1 LOB: 0 BB: 0 P: 4	R: 0 E: 0 K: 1 S: 10	H: 1 LOB: 2 BB: 1 P: 21	R: 1 E: 0 K: 0 S: 7	H: 1 LOB: 0 BB: 1 P: 15	R: 0 E: 0 K: 1 S: 12	H: 3 LOB: 3 BB: 1 P: 21	R: 0 E: 0 K: 0 S: 9	H: 2 LOB: 2 BB: 0 P: 11	R: 0 E: 0 K: 0 S: 9	H: 1 LOB: 2 BB: 1 P: 17	R: 1 E: 0 K: 0 S: 9	H: 2 LOB: 2 BB: 1 P: 16		R: 2 E: 1 K: 0 S: 10	H: 3 LOB: 2 BB: 1 P: 20	1B: 12 2B: 0 3B: 2 HR: 1	SF: 2 SAC: 1 DP: 1 HBP: 0	WP: 0 PB: 0 SB: 0 CS: 2
<b>PITCHER</b>	IP WLS BF H R ER SO BB IBB HBP BLK WP HR S P ERA WHIP																					
<b>Dennis Blair, R</b> ERA: 3.75 <b>Dale Murray, R</b> ERA: 4.19	(1, 1) 5.0 W 22	(6, 1) 4.0 W 23																				

AB	36
R	4
H	15
RBI	4
BB	6
SO	2
LOB	26



Batter	1	2	3	4	5	6	7	8	9	AB	R	H	RBI	BB	SO	LOB	BOTTOM					
<b>Larry Bittner, L</b> OBP: 0.374, SLG: 0.392 (1, 9)	4-2 CS BB	2-1 3-1			0-0 1-3		4-0 1B BB			2	0	0	0	2	0	0	<b>Chicago Cubs @ Montreal Expos</b> Jarry Park, Montreal, QB Sun Sep 21 1975, 3:33 AM EDT Att: 20,790 - Cloudy - 68 F					
<b>Tim Foli, R</b> OBP: 0.281, SLG: 0.294 (1, 6)	1-1 F9		0-1 F7		0-0 6-3		1-2 F5			4	0	0	0	0	0	4						
<b>Jim Dwyer, L</b> OBP: 0.358, SLG: 0.376 (1, 7)	1-0 E 1B		1-0 F2		3-2 F3		2-2 1B			4	1	2	1	0	0	0						
<b>Mike Jorgensen, L</b> OBP: 0.369, SLG: 0.386 (1, 3)	2-0 E4 1B	1-2 1B	2-3 K2-3		1-2 L7		2-2 3-1			4	0	0	0	0	1	1						
<b>Larry Parrish, R</b> OBP: 0.313, SLG: 0.405 (1, 5)	0-2 FC6-4 1B			2-0 FC4-6 1B		3-3 K		1-2 L7		4	0	2	1	0	1	0						
<b>Gary Carter, R</b> OBP: 0.361, SLG: 0.421 (1, 2)	0-0 FC6-4 1-2			1-0 FC4-6 1-2		1-2 1B 2B		2-2 F6		4	1	1	0	0	0	3						
<b>Jerry White, S</b> OBP: 0.354, SLG: 0.472 (1, 8)		2-1 HR		2-1 FC3-6 1-2		0-0 2B FC1-2 1B		0-0 SH3 2B 1B		4	2	3	1	0	0	1						
<b>Pete Mackanin, R</b> OBP: 0.279, SLG: 0.387 (1, 4)		1-1 F4		0-0 F7		2-0 FC1-2 1B 2B		0-0 SH3		3	1	1	1	0	0	1						
<b>Dennis Blair, R</b> OBP: 0.176, SLG: 0.143 <b>Pat Scanlon, L</b> OBP: 0.293, SLG: 0.290 <b>Dale Murray, R</b> OBP: 0.333, SLG: 0.231 <b>Jim Lyttle, L</b> OBP: 0.391, SLG: 0.333 (9, PH)		1-3 K			2-3 K		2-2 FC1-2 1B		0-0 2B	1	0	0	0	0	1	0						
<b>Inning Stats</b>	R: 1 E: 1 K: 0 S: 12	H: 2 LOB: 2 BB: 1 P: 20	R: 1 E: 0 K: 1 S: 11	H: 1 LOB: 0 BB: 0 P: 17	R: 0 E: 0 K: 1 S: 6	H: 0 LOB: 0 BB: 0 P: 9	R: 0 E: 0 K: 0 S: 5	H: 1 LOB: 1 BB: 0 P: 10	R: 0 E: 0 K: 1 S: 6	H: 0 LOB: 0 BB: 0 P: 8	R: 0 E: 0 K: 1 S: 10	H: 0 LOB: 0 BB: 0 P: 17	R: 2 E: 0 K: 0 S: 14	H: 4 LOB: 2 BB: 1 P: 26	R: 0 E: 0 K: 0 S: 9	H: 0 LOB: 0 BB: 0 P: 14		R: 1 E: 0 K: 0 S: 4	H: 2 LOB: 1 BB: 0 P: 5	1B: 6 2B: 3 3B: 0 HR: 1	SF: 0 SAC: 1 DP: 0 HBP: 0	WP: 0 PB: 0 SB: 0 CS: 1
<b>PITCHER</b>	IP WLS BF H R ER SO BB IBB HBP BLK WP HR S P ERA WHIP																					
<b>Steve Stone, R</b> ERA: 4.03 <b>Paul Reuschel, R</b> ERA: 3.5	(1, 1) 7.0 L 6	(8, 1) 1.1 L 6																				

AB	33
R	5
H	10
RBI	5
BB	2
SO	4
LOB	12









Batter	1	2	3	4	5	6	7	8	9	AB	R	H	RBI	BB	SO	LOB	TOP																						
Lou Brock, L OBP: 0.362, SLG: 0.404 (1, 7)	F8		FC3-2 BB 1-2 2-3 1B	7-2			K		6-3	5	0	1	0	0	1	2																							
Larry Lintz, S OBP: 0.324, SLG: 0.213 Ted Sizemore, R OBP: 0.297, SLG: 0.300 (1, 4) (6, 4)	F8		BB		6-3		5-3		F8	0	0	0	0	0	0	0																							
Keith Hernandez, L OBP: 0.309, SLG: 0.368 (1, 3)	6-3		K		HR		WP		4-3	5	1	2	0	0	1	3																							
Ted Simmons, S OBP: 0.401, SLG: 0.499 (1, 2)			FC3-2		HR		6-3			4	1	2	2	0	0	4																							
Bake McBride, L OBP: 0.358, SLG: 0.408 (1, 8)	F8		F6		F8				G6-4-3 1B 1B	4	1	1	0	0	0	4																							
Jerry Mumphrey, S OBP: 0.500, SLG: 0.545 (1, 9)	K				F8				G6-4-3 1B	4	1	2	0	0	1	1																							
Ken Reitz, R OBP: 0.302, SLG: 0.346 (1, 5)	K				G3				G6-4-3	4	0	1	1	0	1	3																							
Mike Tyson, R OBP: 0.318, SLG: 0.348 (1, 6)			1B BB 1B		4-3				1B	4	1	3	1	0	0	0																							
Ron Reed, R OBP: 0.210, SLG: 0.253 Mike Garman, R (7, 1) Mike Wallace, L (7, 1) Luis Melendez, R OBP: 0.299, SLG: 0.349 (8, PH) Greg Terlecky, R OBP: 0.333, SLG: 0.333 (8, 1)			BB FC3-2 1B		F4		F8		F6	3	0	1	0	0	0	2																							
<b>Inning Stats</b>	R: 0 E: 0 K: 0 S: 3	H: 0 LOB: 0 BB: 0 P: 3	R: 0 E: 0 K: 2 S: 8	H: 1 LOB: 1 BB: 0 P: 8	R: 1 E: 0 K: 1 S: 8	H: 3 LOB: 3 BB: 1 P: 12	R: 1 E: 0 K: 0 S: 5	H: 3 LOB: 1 BB: 0 P: 5	R: 2 E: 0 K: 0 S: 5	H: 2 LOB: 0 BB: 0 P: 5	R: 0 E: 0 K: 0 S: 3	H: 0 LOB: 0 BB: 0 P: 3	R: 0 E: 0 K: 1 S: 6	H: 1 LOB: 1 BB: 0 P: 6	R: 1 E: 0 K: 0 S: 5	H: 3 LOB: 1 BB: 0 P: 5	R: 0 E: 0 K: 0 S: 3	H: 0 LOB: 0 BB: 0 P: 3	1B: 11 2B: 2 3B: 0 HR: 1	SF: 0 SAC: 0 DP: 2 HBP: 0	WP: 1 PB: 0 SB: 0 CS: 0	PA: 39																	
<b>PITCHER</b>	IP	WLS	BF	H	R	ER	SO	BB	IBB	HBP	BLK	WP	HR	S	P	ERA	WHIP	<b>PITCHER</b>					IP	WLS	BF	H	R	ER	SO	BB	IBB	HBP	BLK	WP	HR	S	P	ERA	WHIP
Steve Renko, R ERA: 4.1 (1, 1)	5.0		24	9	4	4	3	1	0	0	0	0	1	29	33	7.20	2.000																						
Fred Scherman, L ERA: 3.89 (6, 1)	4.0	W	15	4	1	1	1	0	0	0	0	0	1	0	17	2.25	1.000																						

St. Louis Cardinals @ Montreal Expos  
 Jarry Park, Montreal, QB  
 Mon Sep 22 1975, 7:05 PM EDT  
 Att: 6,123 - Unknown

AB	36
R	5
H	13
RBI	4
BB	0
SO	4
LOB	20



Batter	1	2	3	4	5	6	7	8	9	AB	R	H	RBI	BB	SO	LOB	BOTTOM																							
Jerry White, S OBP: 0.365, SLG: 0.442 (1, 8)	1-3	F6			CS BB		G3	1-3		4	0	0	0	1	0	0																								
Jim Dwyer, L OBP: 0.365, SLG: 0.392 (1, 7)	HBP G3 1B	F9			K		1B BB	3-1		4	2	1	0	1	1	1																								
Larry Bittner, L OBP: 0.377, SLG: 0.395 (1, 9)	G3 HBP 1B		F8				FC6-4 1B	1B 1B	4-3	5	2	3	0	0	0	0																								
Gary Carter, R OBP: 0.364, SLG: 0.423 (1, 2)	G3 1B HBP		L5-3 BB			FC6-4 1B 1B	1B 2B 1B			2	3	1	1	1	0	1																								
Jose Morales, R OBP: 0.354, SLG: 0.391 (1, 3)	G3		L5-3			1B 1B	2B 1B			4	1	2	2	0	0	3																								
Pat Scanlon, L OBP: 0.294, SLG: 0.284 Larry Parrish, R OBP: 0.309, SLG: 0.400 (1, 5) (7, PH) (8, 5)	1B IBB				F9		F7	P1		2	0	0	0	1	0	2																								
Jim Cox, R OBP: 0.286, SLG: 0.423 (1, 4)					F6		1B 1B			4	0	3	3	0	0	0																								
Pepe Frias, R OBP: 0.167, SLG: 0.161 Jim Lytle, L OBP: 0.409, SLG: 0.358 (6, PH) Tim Foli, R OBP: 0.281, SLG: 0.292 (7, 6)	F3				K		1B 1B			2	0	0	0	0	1	2																								
Steve Renko, R OBP: 0.339, SLG: 0.352 Bob Bailey, R OBP: 0.391, SLG: 0.359 Fred Scherman, L OBP: 0.111, SLG: 0.118 (1, 1) (5, PH) (6, 1)		K			CS BB		4-3	K		1	0	0	0	0	1	0																								
<b>Inning Stats</b>	R: 3 E: 0 K: 0 S: 6	H: 3 LOB: 2 BB: 1 P: 11	R: 0 E: 0 K: 1 S: 5	H: 0 LOB: 0 BB: 0 P: 5	R: 0 E: 0 K: 1 S: 5	H: 0 LOB: 0 BB: 1 P: 6	R: 0 E: 0 K: 1 S: 5	H: 0 LOB: 0 BB: 0 P: 5	R: 0 E: 0 K: 1 S: 7	H: 4 LOB: 2 BB: 0 P: 7	R: 3 E: 0 K: 1 S: 9	H: 4 LOB: 3 BB: 2 P: 17	R: 0 E: 0 K: 0 S: 3	H: 0 LOB: 0 BB: 0 P: 3	1B: 10 2B: 2 3B: 0 HR: 0	SF: 0 SAC: 0 DP: 1 HBP: 1	WP: 0 PB: 0 SB: 0 CS: 2	PA: 39																						
<b>PITCHER</b>	IP	WLS	BF	H	R	ER	SO	BB	IBB	HBP	BLK	WP	HR	S	P	ERA	WHIP	<b>PITCHER</b>					IP	WLS	BF	H	R	ER	SO	BB	IBB	HBP	BLK	WP	HR	S	P	ERA	WHIP	
Ron Reed, R ERA: 3.65 (1, 1)	6.1		31	9	8	8	3	4	1	0	0	0	0	1	1	11.37	2.053																							
Mike Garman, R ERA: 2.39 (7, 1)	0.0		1	1	0	0	0	0	0	0	0	0	0	1	1	∞	∞																							
Mike Wallace, L ERA: 6.23 (7, 1)	0.2		4	1	0	0	1	0	1	0	0	0	0	5	9	0.00	1.500																							
Greg Terlecky, R ERA: 4.13 (8, 1)	1.0		3	0	0	0	0	0	0	0	0	0	0	3	3	0.00	0.000																							

St. Louis Cardinals @ Montreal Expos  
 Jarry Park, Montreal, QB  
 Mon Sep 22 1975, 7:05 PM EDT  
 Att: 6,123 - Unknown

AB	32
R	8
H	11
RBI	8
BB	6
SO	4
LOB	16





Batter	1	2	3	4	5	6	7	8	9	AB	R	H	RBI	BB	SO	LOB	TOP			
<b>Lou Brock, L</b> OBP: 0.363, SLG: 0.405 (1, 7)										4	0	2	0	0	0	3				
<b>Bake McBride, L</b> OBP: 0.355, SLG: 0.403 (1, 8)										4	0	0	0	0	0	2				
<b>Jerry Mumphy, S</b> OBP: 0.526, SLG: 0.533 (1, 9)										4	0	1	0	0	0	2				
<b>Ted Simmons, S</b> OBP: 0.398, SLG: 0.496 <b>Ken Rudolph, R</b> OBP: 0.229, SLG: 0.263 (8, 2)										4	0	0	0	0	0	2				
<b>Keith Hernandez, L</b> OBP: 0.313, SLG: 0.377 (1, 3)										4	0	2	0	0	0	0				
<b>Ken Reitz, R</b> OBP: 0.300, SLG: 0.343 (1, 5)										4	0	0	0	0	1	2				
<b>Ted Sizemore, R</b> OBP: 0.297, SLG: 0.301 (1, 4)										4	0	1	0	0	0	2				
<b>Mike Tyson, R</b> OBP: 0.319, SLG: 0.348 (1, 6)										3	0	1	0	0	1	1				
<b>John Denny, R</b> OBP: 0.227, SLG: 0.227 (4, 1) <b>Ken Reynolds, L</b> OBP: 0.363, SLG: 0.434 (5, PH) <b>Greg Terlecky, R</b> OBP: 0.162, SLG: 0.225 (7, PH) <b>Hector Cruz, R</b> OBP: 0.162, SLG: 0.225 <b>Harry Parker, R</b> (7, 1)										1	0	0	0	0	0	2				
<b>Inning Stats</b>	R: 0 E: 1 K: 0 S: 4	H: 1 LOB: 1 BB: 0 P: 4	R: 0 E: 1 K: 0 S: 6	H: 2 LOB: 2 BB: 0 P: 6	R: 0 E: 0 K: 0 S: 3	H: 0 LOB: 0 BB: 0 P: 3	R: 0 E: 0 K: 0 S: 4	H: 1 LOB: 1 BB: 0 P: 4	R: 0 E: 0 K: 2 S: 3	H: 0 LOB: 0 BB: 0 P: 3	R: 0 E: 0 K: 2 S: 7	H: 0 LOB: 0 BB: 0 P: 7	R: 0 E: 0 K: 0 S: 4	H: 1 LOB: 1 BB: 0 P: 4	R: 0 E: 0 K: 1 S: 5	H: 1 LOB: 0 BB: 0 P: 5	1B: 4 2B: 3 3B: 0 HR: 0	SF: 0 SAC: 0 DP: 1 HBP: 0	WP: 0 PB: 0 SB: 1 CS: 0	PA: 34
<b>PITCHER</b> <b>Steve Rogers, R</b> ERA: 3.28 (1, 1)	IP: 9.0 WLS: W BF: 34 H: 7 R: 0 ER: 0 SO: 3 BB: 0 IBB: 0 HBP: 0 BLK: 0 WP: 0 HR: 0 S: 40 P: 40 ERA: 0.00 WHIP: 0.778															<b>PITCHER</b> <b>Steve Rogers, R</b> ERA: 3.28 (1, 1)	IP: 9.0 WLS: W BF: 34 H: 7 R: 0 ER: 0 SO: 3 BB: 0 IBB: 0 HBP: 0 BLK: 0 WP: 0 HR: 0 S: 40 P: 40 ERA: 0.00 WHIP: 0.778			

St. Louis Cardinals @ Montreal Expos  
 Jarry Park, Montreal, QB  
 Tue Sep 23 1975, 7:05 PM EDT  
 Att. 5,520 - Unknown - 59 F

AB 34  
 R 0  
 H 7  
 RBI 0  
 BB 0  
 SO 3  
 LOB 16



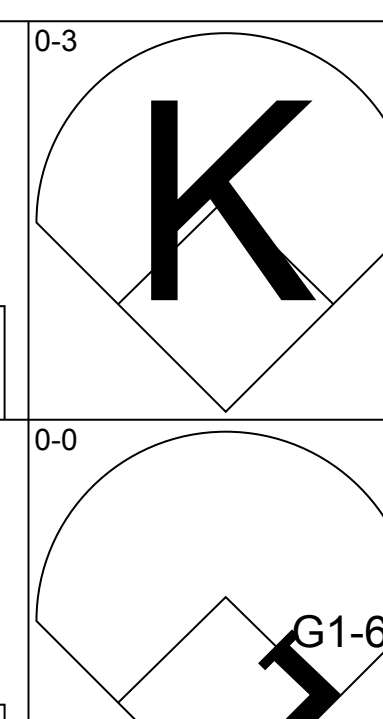
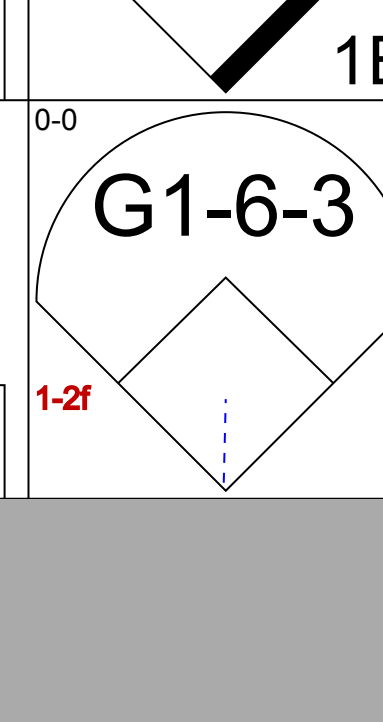

Batter	1	2	3	4	5	6	7	8	9	AB	R	H	RBI	BB	SO	LOB	BOTTOM	
<b>Larry Bittner, L</b> OBP: 0.377, SLG: 0.398 (1, 9)										5	1	2	1	0	0	0		
<b>Tim Foli, R</b> OBP: 0.282, SLG: 0.292 (1, 6) <b>Jim Lyttle, L</b> OBP: 0.418, SLG: 0.358 (8, PH) <b>Pepe Frias, R</b> OBP: 0.167, SLG: 0.161 (9, 6)										3	0	1	0	1	1	2		
<b>Jim Dwyer, L</b> OBP: 0.361, SLG: 0.384 (1, 7)										4	0	0	0	1	1	3		
<b>Mike Jorgensen, L</b> OBP: 0.370, SLG: 0.396 (1, 3)										4	2	2	2	0	2	3		
<b>Gary Carter, R</b> OBP: 0.364, SLG: 0.422 (1, 2)										4	1	1	0	0	1	3		
<b>Jerry White, S</b> OBP: 0.360, SLG: 0.425 (1, 8)										3	1	0	0	1	0	1		
<b>Larry Parrish, R</b> OBP: 0.313, SLG: 0.402 (1, 5)										2	1	1	0	2	0	0		
<b>Pete Mackanin, R</b> OBP: 0.278, SLG: 0.387 (1, 4)										3	1	1	3	1	2	1		
<b>Steve Rogers, R</b> OBP: 0.253, SLG: 0.203 (1, 1)										4	0	0	0	0	3	4		
<b>Inning Stats</b>	R: 0 E: 0 K: 1 S: 5	H: 0 LOB: 1 BB: 1 P: 9	R: 3 E: 0 K: 1 S: 8	H: 3 LOB: 1 BB: 1 P: 12	R: 2 E: 0 K: 3 S: 10	H: 1 LOB: 2 BB: 3 P: 22	R: 0 E: 0 K: 1 S: 6	H: 1 LOB: 2 BB: 1 P: 10	R: 0 E: 0 K: 0 S: 5	H: 2 LOB: 0 BB: 0 P: 5	R: 0 E: 0 K: 1 S: 5	H: 0 LOB: 0 BB: 0 P: 5	R: 0 E: 0 K: 1 S: 5	H: 0 LOB: 1 BB: 1 P: 9	1B: 3 2B: 3 3B: 1 HR: 1	SF: 0 SAC: 0 DP: 0 HBP: 0	WP: 0 PB: 1 SB: 2 CS: 0	PA: 39
<b>PITCHER</b> <b>John Denny, R</b> ERA: 3.97 (1, 1) <b>Ken Reynolds, L</b> ERA: 1.8 (4, 1) <b>Greg Terlecky, R</b> ERA: 4.45 (5, 1) <b>Harry Parker, R</b> ERA: 5.06 (7, 1)	IP: 3.1 WLS: L BF: 20 H: 5 R: 5 ER: 4 SO: 5 BB: 1 IBB: 0 HBP: 0 BLK: 0 WP: 0 HR: 0 S: 25 P: 45 ERA: 10.80 WHIP: 3.000															<b>PITCHER</b> <b>Steve Rogers, R</b> ERA: 3.28 (1, 1)	IP: 9.0 WLS: W BF: 34 H: 7 R: 0 ER: 0 SO: 3 BB: 0 IBB: 0 HBP: 0 BLK: 0 WP: 0 HR: 0 S: 40 P: 40 ERA: 0.00 WHIP: 0.778	

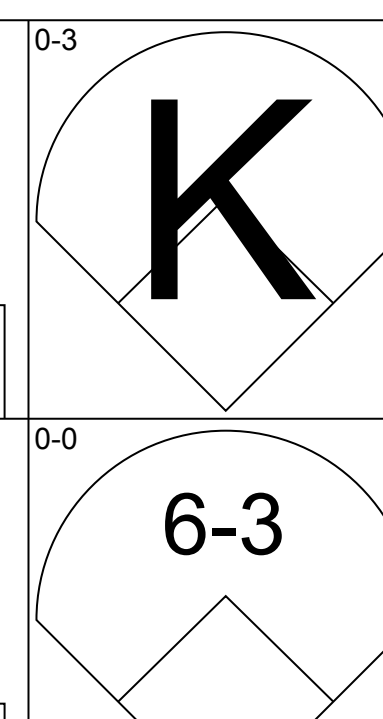
St. Louis Cardinals @ Montreal Expos  
 Jarry Park, Montreal, QB  
 Tue Sep 23 1975, 7:05 PM EDT  
 Att. 5,520 - Unknown - 59 F

AB 32  
 R 7  
 H 8  
 RBI 6  
 BB 7  
 SO 10  
 LOB 17





Batter	1	2	3	4	5	6	7	8	9	AB	R	H	RBI	BB	SO	LOB	TOP			
Lou Brock, L OBP: 0.360, SLG: 0.402 (1, 7)			1-3		4-3			4-3		4	0	0	0	0	1	0	<b>St. Louis Cardinals @ Montreal Expos</b> Jarry Park, Montreal, QB Wed Sep 24 1975, 7:05 PM EDT Alt. 9,356 - Unknown - 54 F			
Bake McBride, L OBP: 0.358, SLG: 0.409 (1, 8)			1B		1-3			PB 2B		4	0	3	0	0	0	0				
Keith Hernandez, L OBP: 0.311, SLG: 0.371 (1, 3)			BB		G6-4-3 BB			F2		3	0	0	0	1	0	2				
Ted Simmons, S OBP: 0.397, SLG: 0.494 (8, 2)		FC4-6 1B	G6-4-3 1-2		K			6-3		4	1	1	0	0	1	3				
Ken Rudolph, R OBP: 0.229, SLG: 0.263 (1, 9)		1B			4-3			1B		0	0	0	0	0	0	0				
Reggie Smith, S OBP: 0.377, SLG: 0.482 (1, 5)		F3			K			1B		4	1	1	0	0	1	1				
Ken Reitz, R OBP: 0.301, SLG: 0.344 (9, PR)		FC4-6 1B			E6			1B		4	0	2	0	0	0	0				
Larry Lintz, S OBP: 0.324, SLG: 0.213 (1, 6)		1-2			FC6-4 E			1B		0	0	0	0	0	0	0				
Mario Guerrero, R OBP: 0.296, SLG: 0.288 (9, PH)		FC4-6 1B			E4			1B		3	0	0	0	0	0	3				
Willie Davis, L OBP: 0.305, SLG: 0.426 (1, 4)		1-2 2-3			FC6-4			1B		1	0	1	0	0	0	0				
Mike Tyson, R OBP: 0.318, SLG: 0.347 (1, 1)		1-3 3-H			1-2 2-3			1B		4	0	1	1	0	1	4				
Eric Rasmussen, R OBP: 0.185, SLG: 0.154 (6, 1)		4-3			1-3			4-3		2	0	0	0	0	0	4				
John Curtis, L OBP: 0.302, SLG: 0.211 (7, PH)										0	0	0	0	0	0	0				
Jerry Mumphy, S OBP: 0.500, SLG: 0.500 (7, 1)										1	0	0	0	0	1	0				
Ken Reynolds, L OBP: 0.422, SLG: 0.469 (9, PH)										0	0	0	0	0	0	0				
Ron Fairly, L OBP: 0.288, SLG: 0.469 (9, PH)										1	0	0	0	0	2	0				
<b>Inning Stats</b>	R: 0 E: 0 K: 1 S: 5	H: 1 LOB: 0 BB: 0 P: 5	R: 1 E: 0 K: 0 S: 6	H: 3 LOB: 2 BB: 0 P: 6	R: 0 E: 0 K: 0 S: 3	H: 1 LOB: 1 BB: 1 P: 7	R: 0 E: 2 K: 1 S: 7	H: 0 LOB: 2 BB: 0 P: 7	R: 0 E: 0 K: 1 S: 5	H: 0 LOB: 0 BB: 0 P: 5	R: 0 E: 0 K: 2 S: 7	H: 0 LOB: 0 BB: 0 P: 7	R: 0 E: 0 K: 0 S: 4	H: 1 LOB: 1 BB: 0 P: 4	R: 1 E: 0 K: 0 S: 5	H: 3 LOB: 2 BB: 0 P: 5	1B: 8 2B: 1 3B: 0 HR: 0	SF: 0 SAC: 0 DP: 3 HBP: 0	WP: 0 PB: 1 SB: 1 CS: 0	PA: 36
<b>PITCHER</b> Don Carrithers, R ERA: 2.98 (1, 1)	IP: 9.0 WLS: W BF: 36 H: 9 R: 2 ER: 2 SO: 5 BB: 1 IBB: 0 HBP: 0 BLK: 0 WP: 0 HR: 0 S: 45 P: 49 ERA: 2.00 WHIP: 1.111															<b>PITCHER</b>				

Batter	1	2	3	4	5	6	7	8	9	AB	R	H	RBI	BB	SO	LOB	BOTTOM				
Larry Bittner, L OBP: 0.379, SLG: 0.399 (1, 9)			1B		G3					4	1	2	0	0	1	1	<b>St. Louis Cardinals @ Montreal Expos</b> Jarry Park, Montreal, QB Wed Sep 24 1975, 7:05 PM EDT Alt. 9,356 - Unknown - 54 F				
Jerry White, S OBP: 0.355, SLG: 0.417 (1, 8)	6-3		1B		FC3-6 1B			K		4	1	1	0	0	1	1					
Jim Dwyer, L OBP: 0.364, SLG: 0.383 (1, 7)	WP		1B		FC3-6 1-2			K		3	0	1	1	1	0	1					
Mike Jorgensen, L OBP: 0.371, SLG: 0.400 (1, 3)	K		1B		F2			4-3		4	1	2	0	0	2	2					
Gary Carter, R OBP: 0.363, SLG: 0.422 (1, 2)			K		1-3			2B		4	1	1	1	0	1	1					
Larry Parrish, R OBP: 0.312, SLG: 0.407 (1, 5)			K		HR			K		4	1	1	1	0	2	1					
Pete Mackanin, R OBP: 0.278, SLG: 0.384 (1, 4)			6-3		1-3			F9		3	1	0	0	1	0	0					
Pepe Frias, R OBP: 0.162, SLG: 0.156 (6, PH)			5-3		1-6-3			F8		2	0	0	0	0	0	0					
Jim Lytle, L OBP: 0.418, SLG: 0.358 (6, PH)								1B		0	0	0	0	0	0	0					
Jose Morales, R OBP: 0.352, SLG: 0.389 (7, 6)										1	0	0	0	0	0	2					
Tim Foli, R OBP: 0.284, SLG: 0.294 (7, 6)										1	0	1	0	0	0	0					
Don Carrithers, R OBP: 0.176, SLG: 0.273 (1, 1)			K					F9		4	0	1	1	0	2	1					
<b>Inning Stats</b>	R: 0 E: 0 K: 2 S: 7	H: 0 LOB: 1 BB: 1 P: 11	R: 0 E: 0 K: 2 S: 7	H: 0 LOB: 0 BB: 0 P: 7	R: 2 E: 0 K: 2 S: 10	H: 3 LOB: 1 BB: 0 P: 10	R: 1 E: 0 K: 0 S: 4	H: 1 LOB: 0 BB: 0 P: 4	R: 0 E: 0 K: 1 S: 6	H: 1 LOB: 1 BB: 0 P: 6	R: 3 E: 1 K: 1 S: 8	H: 3 LOB: 1 BB: 1 P: 12	R: 0 E: 0 K: 1 S: 6	H: 1 LOB: 1 BB: 0 P: 6	R: 0 E: 0 K: 0 S: 4	H: 1 LOB: 1 BB: 0 P: 4		1B: 7 2B: 2 3B: 0 HR: 1	SF: 0 SAC: 0 DP: 0 HBP: 0	WP: 1 PB: 0 SB: 3 CS: 0	PA: 36
<b>PITCHER</b> Eric Rasmussen, R ERA: 3.78 (6, 1)	IP: 5.1 WLS: L BF: 25 H: 7 R: 6 ER: 4 SO: 8 BB: 1 IBB: 0 HBP: 0 BLK: 0 WP: 1 HR: 1 S: 39 P: 47 ERA: 6.75 WHIP: 1.500															<b>PITCHER</b>					
John Curtis, L ERA: 3.44 (7, 1)	0.2	3	1	0	0	0	0	0	0	0	0	3	3	0.00	1.500						
Ken Reynolds, L ERA: 1.59 (7, 1)	2.0	8	2	0	0	1	0	0	0	0	0	10	10	0.00	1.000						



Batter	1	2	3	4	5	6	7	8	9	10	11	12	AB	R	H	RBI	BB	SO	LOB	TOP							
Larry Bittner, L OBP: 0.375, SLG: 0.395 (10, PH) Jose Morales, R OBP: 0.350, SLG: 0.387 Pepe Mangual, R OBP: 0.341, SLG: 0.338	4-3		6-3			F5	F9			K		S 1B BB	4 0 0 0 0 0 3 1 0 0 0 0 1 0 0 1 0 0 1 0 0														
Tim Foli, R OBP: 0.284, SLG: 0.294	1B		F7			E6		F8		B3		1B 1B	6 0 2 0 0 0 1														
Jim Dwyer, L OBP: 0.358, SLG: 0.374	B5			4-3		F6		HR BB		K		K	5 1 0 0 1 2 4														
Mike Jorgensen, L OBP: 0.374, SLG: 0.407	F8			BB				HR BB				4-3	4 1 2 3 2 0 1														
Larry Parrish, R OBP: 0.311, SLG: 0.403		F6		K		K		K					5 0 0 0 1 4 3														
Gay Carter, R OBP: 0.361, SLG: 0.418	F7			F7				K					5 0 0 0 1 1 4														
Jerry White, S OBP: 0.416	F8				F9			1B 1B		F5			5 0 2 0 0 0 0														
Pete Mackanin, R OBP: 0.277, SLG: 0.381				S BB		K		K		5-3		4-3	4 0 0 0 1 2 3														
Dan Warthen, S OBP: 0.318 Tony Scott, S OBP: 0.342 Dale Murray, S OBP: 0.324 Jim Cox, R OBP: 0.407 Woodie Fryman, R OBP: 0.345	F3							1B		K			2 0 0 0 0 0 1 1 0 1 0 0 0 0 0 1 0 0 0 0 1 0 1 0 0 0 0 1 0 0 0 0 0 0 0 0														
<b>Inning Stats</b>	R: 0 E: 0 K: 6	H: 1 LOB: 1 BB: 0 P: 10	R: 0 E: 0 K: 5	H: 0 LOB: 0 BB: 9	R: 0 E: 0 K: 8	H: 0 LOB: 1 BB: 13	R: 0 E: 0 K: 7	H: 0 LOB: 1 BB: 12	R: 0 E: 0 K: 2	H: 0 LOB: 0 BB: 9	R: 0 E: 1 K: 10	H: 0 LOB: 2 BB: 1 P: 21	R: 0 E: 0 K: 12	H: 2 LOB: 2 BB: 0 P: 18	R: 2 E: 0 K: 2	H: 1 LOB: 0 BB: 1 P: 20	R: 0 E: 0 K: 7	H: 0 LOB: 0 BB: 9	R: 0 E: 0 K: 11	H: 0 LOB: 2 BB: 1 P: 18	R: 1 E: 0 K: 13	H: 2 LOB: 3 BB: 2 P: 25	1B: 6 2B: 0 3B: 0 HR: 1	SF: 0 SAC: 0 DP: 0 HBP: 0	WP: 0 PB: 0 SB: 2 CS: 0	PA: 51	
<b>PITCHER</b>	IP WLS BF H R ER SO BB IBB HBP BLK WP HR S P ERA WHIP	Steve Stone, R ERA: 3.95	2.2 L 13 3 1 1 5 2 0 0 0 0 0 29 46 3.38 1.875	Darold Knowles, L ERA: 6.08	0.1 2 0 0 0 0 1 0 0 0 0 0 2 6 0.00 3.000	<b>PITCHER</b>	IP WLS BF H R ER SO BB IBB HBP BLK WP HR S P ERA WHIP	Darold Knowles, L ERA: 6.08	2.2 L 13 3 1 1 5 2 0 0 0 0 0 29 46 3.38 1.875	Ken Crosby, R ERA: 3.24	0.1 2 0 0 0 0 1 0 0 0 0 0 2 6 0.00 3.000																

Montreal Expos @ Chicago Cubs  
Wrigley Field, Chicago, IL  
Fri Sep 26 1975, 3:33 AM CDT  
Att. 1,427 - Unknown - 60 F

AB 44  
R 3  
H 7  
RBI 3  
BB 7  
SO 13  
LOB 20



Batter	1	2	3	4	5	6	7	8	9	10	11	12	AB	R	H	RBI	BB	SO	LOB	BOTTOM						
Dave Rosello, R OBP: 0.340, SLG: 0.345 (8, PH) Champ Summers, L OBP: 0.304, SLG: 0.341 Don Kessinger, S OBP: 0.316, SLG: 0.322	BB		F4	F9			K		F7			1-3	3 0 0 0 1 1 1 1 0 0 0 0 0 0 1 0 0 0 0 0 0													
Rick Monday, L OBP: 0.379, SLG: 0.452 Darold Knowles, L OBP: 0.133, SLG: 0.071 Ken Crosby, R OBP: 0.250, SLG: 0.318	K				4-3		K		6-3			F7	5 0 1 0 0 2 1 0 0 0 0 0 0 0 0 0 0 0 0 0 0 1 0 0 0 0 0 0													
Bill Madlock, R OBP: 0.405, SLG: 0.485	E6 CS			K		4-3	E9 1B CS			G2-6-3 1B			5 0 1 0 0 1 2													
Jose Cardenal, R OBP: 0.397, SLG: 0.423	K		F8					1B					4 0 1 0 1 1 4													
Jerry Morales, R OBP: 0.328, SLG: 0.371		F8		5-3 1B BB	CS	L8	CS	6-3		1-3			5 1 1 0 0 0 0													
Andre Thornton, R OBP: 0.419, SLG: 0.493				5-3 1B BB				F8				K	2 1 0 0 3 1 0													
George Mitterwald, R OBP: 0.285, SLG: 0.352 Vic Harris, S OBP: 0.264, SLG: 0.179 Tim Hoxley, R OBP: 0.382, SLG: 0.433		F8			5-3		F8					5-3	4 0 1 0 0 0 4 0 0 0 0 0 0 0 1 0 0 0 0 0 0													
Manny Trillo, R OBP: 0.302, SLG: 0.310				SH1-3 1B				1B				6-3	4 0 2 2 1 1 1													
Steve Stone, R OBP: 0.158, SLG: 0.139 Joe Wallis, S OBP: 0.344, SLG: 0.446	K			SH1-3				1B		6-3		K	2 0 0 0 0 2 4 2 0 0 0 0 1 0													
<b>Inning Stats</b>	R: 0 E: 1 K: 2 S: 8	H: 0 LOB: 2 BB: 1 P: 19	R: 0 E: 0 K: 12 S: 12	H: 0 LOB: 2 BB: 9 P: 23	R: 0 E: 0 K: 1 S: 9	H: 1 LOB: 1 BB: 0 P: 15	R: 2 E: 0 K: 0 S: 9	H: 2 LOB: 1 BB: 1 P: 17	R: 0 E: 0 K: 0 S: 6	H: 0 LOB: 0 BB: 0 P: 11	R: 0 E: 0 K: 14 S: 14	H: 1 LOB: 2 BB: 1 P: 27	R: 0 E: 1 K: 2 S: 9	H: 1 LOB: 1 BB: 0 P: 10	R: 0 E: 0 K: 1 S: 6	H: 1 LOB: 0 BB: 0 P: 8	R: 0 E: 0 K: 9 S: 9	H: 0 LOB: 0 BB: 0 P: 14	R: 0 E: 0 K: 6 S: 6	H: 1 LOB: 0 BB: 10 P: 10	R: 0 E: 0 K: 6 S: 6	H: 0 LOB: 0 BB: 0 P: 9	1B: 6 2B: 2 3B: 0 HR: 0	SF: 0 SAC: 1 DP: 2 HBP: 0	WP: 0 PB: 0 SB: 0 CS: 3	PA: 49
<b>PITCHER</b>	IP WLS BF H R ER SO BB IBB HBP BLK WP HR S P ERA WHIP	Dan Warthen, L ERA: 3.11	6.0 W 17 3 0 0 4 0 0 0 0 0 36 51 0.00 0.600	Dale Murray, R ERA: 4.0	1.0 S 3 0 0 0 1 0 0 0 0 0 7 11 0.00 0.000	<b>PITCHER</b>	IP WLS BF H R ER SO BB IBB HBP BLK WP HR S P ERA WHIP	Dan Warthen, L ERA: 3.11	6.0 W 17 3 0 0 4 0 0 0 0 0 36 51 0.00 0.600	Dale Murray, R ERA: 4.0	1.0 S 3 0 0 0 1 0 0 0 0 0 7 11 0.00 0.000															

Montreal Expos @ Chicago Cubs  
Wrigley Field, Chicago, IL  
Fri Sep 26 1975, 3:33 AM CDT  
Att. 1,427 - Unknown - 60 F

AB 40  
R 2  
H 7  
RBI 2  
BB 6  
SO 10  
LOB 17





Batter	1	2	3	4	5	6	7	8	9	10	11	AB	R	H	RBI	BB	SO	LOB	TOP			
Larry Bittner, L OBP: 0.377, SLG: 0.408 (1, 9)	1-1 6-3		3-2 F2-5 3B		0-0 1B		1-0 4-3		2-1 1-3		0-1 3B	6	0	3	2	0	0	0				
Tim Foli, R OBP: 0.285, SLG: 0.295 (1, 6)	2-1 4-3		0-0 F2-5		0-2 1B		1-2 1B			1-1 6-3	1-3 K	6	0	2	0	0	1	2				
Jim Dwyer, L OBP: 0.353, SLG: 0.365 (1, 7)	4-2 BB		3H	2-0 F8	0-0 L9		0-0 F9			2-3 K	2-1 F8	5	0	0	0	1	1	5				
Mike Jorgensen, L OBP: 0.374, SLG: 0.413 (1, 3)	1-3 K			3-1 HR		1-0 E3 1B			0-1 4-3		4-1 1B BB	4	2	1	1	1	1	1				
Larry Parrish, R OBP: 0.312, SLG: 0.405 Woodie Fryman, R OBP: 0.250, SLG: 0.245 (10, 1)		3-2 5-3		0-0 F3		0-1 SH1-4			0-1 1B 2B		0-1 1B	4	1	2	0	0	0	0				
Gary Carter, R OBP: 0.351, SLG: 0.417 (1, 2)		4-2 BB		2-0 G3		0-2 5-3			1-2 1B FC4-6		2-2 F9	4	0	1	1	1	0	3				
Jerry White, S OBP: 0.359, SLG: 0.415 (1, 8)		1 SAFE 1 SAFE L9		0-1 F9		3-2 1B			0-0 FC4-6 CS		0-0 BB 1B	5	1	2	1	0	0	2				
Pete Mackanin, R OBP: 0.279, SLG: 0.378 (1, 4)		2-1 F4		4-2 1B 1B BB		1-2 F8			0-1 CS	1-3 K	4-0 BB 1B	3	1	0	0	2	1	2				
Steve Rogers, R OBP: 0.254, SLG: 0.284 Fred Scherman, L OBP: 0.254, SLG: 0.332 Vic Harris, S OBP: 0.254, SLG: 0.179 Tim Hostley, R OBP: 0.362, SLG: 0.433 Pat Scanlon, L OBP: 0.254, SLG: 0.284 (11, 1) (8, 1) (10, PH) (11, 2) (11, 5)			0-0 G3		1-0 B3		2-2 4-3		0-0 6-3		0-0 L7	3	0	0	0	0	0	1				
<b>Inning Stats</b>	R: 0 E: 0 K: 1 S: 15	H: 0 LOB: 1 BB: 1 P: 23	R: 0 E: 0 K: 0 S: 13	H: 0 LOB: 1 BB: 1 P: 25	R: 0 E: 0 K: 0 S: 5	H: 1 LOB: 0 BB: 0 P: 8	R: 1 E: 0 K: 0 S: 5	H: 1 LOB: 3 BB: 0 P: 12	R: 0 E: 0 K: 0 S: 8	H: 1 LOB: 1 BB: 0 P: 12	R: 1 E: 0 K: 0 S: 10	H: 2 LOB: 0 BB: 0 P: 11	R: 0 E: 0 K: 1 S: 6	H: 0 LOB: 0 BB: 0 P: 9	R: 0 E: 0 K: 1 S: 12	H: 1 LOB: 1 BB: 1 P: 21	R: 2 E: 0 K: 1 S: 9	H: 2 LOB: 1 BB: 1 P: 16	1B: 7 2B: 2 3B: 2 HR: 1	SF: 0 SAC: 1 DP: 1 HBP: 0	WP: 0 PB: 0 SB: 1 CS: 1	PA: 49
<b>PITCHER</b>	IP ERA WLS BF H R ER SO BB IBB HBP BLK WP HR S P ERA WHIP	8.0 4.12 3.0 14 3 2 2 3 2 0 0 0 0 0 0 27 46 6.00 1.667																				

Montreal Expos @ Chicago Cubs  
Wrigley Field, Chicago, IL  
Sat Sep 27 1975, 3:33 AM CDT  
Alt. 7,580 - Sunny - 68 F

AB 42  
R 5  
H 11  
RBI 5  
BB 5  
SO 4  
LOB 18



Batter	1	2	3	4	5	6	7	8	9	10	11	AB	R	H	RBI	BB	SO	LOB	BOTTOM					
Don Kessinger, S OBP: 0.316, SLG: 0.321 (1, 6)	1-0 F8		2-2 G6-3 1B	4-2 FC4-6 BB		0-0 6-3		2-2 F7		2-0 F8		5	0	1	0	1	0	6						
Rick Monday, L OBP: 0.319, SLG: 0.447 (1, 8)	0-0 F8		1-1 G6-3	0-0 FC4-6			0-0 6-3	2-1 F9		2-3 K		6	0	0	0	0	1	8						
Bill Madlock, R OBP: 0.404, SLG: 0.482 (1, 5)	4-0 BB		2-0 5-3		0-1 L7		3-2 L7		1-2 SH2-4 1B		1-2 5-3	5	0	1	0	1	0	0						
Jose Cardenal, R OBP: 0.397, SLG: 0.423 (1, 7)	1 SAFE 1 SAFE 5-3			1-1 BB 1B	2-1 F9		0-0 FC5 WP 1B		1-1 SH2-4		2-3 K	5	1	2	0	0	1	1						
Jerry Morales, R OBP: 0.327, SLG: 0.368 (1, 9)		2-1 6-3		4-2 BB 1B	0-0 5-3		2-1 FC5		2-1 5-3		2-3 K	5	1	0	0	1	1	2						
Andre Thornton, R OBP: 0.423, SLG: 0.505 (1, 3)		1-1 5-3		2-0 E1 2B		4-0 SH1-4 1B BB		0-0 HR		4-0 IBB		3	1	2	3	2	0	0						
Manny Trillo, R OBP: 0.305, SLG: 0.312 (1, 4)		0-0 1B 1B		0-1 B3		0-1 SH1-4 1B		0-0 SH5-4 1B		2-0 F8		5	0	3	0	0	0	3						
George Mitterwald, R OBP: 0.250, SLG: 0.352 Vic Harris, S OBP: 0.254, SLG: 0.179 Tim Hostley, R OBP: 0.362, SLG: 0.433 Ray Burris, R OBP: 0.247, SLG: 0.207 Champ Summers, L OBP: 0.311, SLG: 0.341 Bill Bonham, R OBP: 0.190, SLG: 0.220 (1, 2) (10, PR) (11, 2) (1, 1) (8, PH) (9, 1)		1-1 1B 1B		0-0 E4 BB		0-0 F3		1-1 SH5-4		4-0 SH1-4 BB		3	0	1	0	1	0	3						
<b>Inning Stats</b>	R: 0 E: 0 K: 4 S: 4	H: 0 LOB: 1 BB: 1 P: 9	R: 0 E: 0 K: 0 S: 8	H: 2 LOB: 2 BB: 0 P: 13	R: 0 E: 0 K: 0 S: 6	H: 1 LOB: 0 BB: 0 P: 11	R: 2 E: 2 K: 0 S: 15	H: 2 LOB: 3 BB: 2 P: 26	R: 0 E: 0 K: 0 S: 5	H: 1 LOB: 1 BB: 0 P: 10	R: 0 E: 0 K: 0 S: 7	H: 1 LOB: 1 BB: 0 P: 12	R: 1 E: 0 K: 0 S: 12	H: 2 LOB: 2 BB: 1 P: 21	R: 0 E: 0 K: 0 S: 9	H: 1 LOB: 2 BB: 1 P: 19	R: 0 E: 0 K: 1 S: 6	H: 0 LOB: 2 BB: 1 P: 14	R: 0 E: 0 K: 2 S: 10	H: 0 LOB: 0 BB: 0 P: 15	1B: 8 2B: 1 3B: 0 HR: 1	SF: 0 SAC: 4 DP: 1 HBP: 0	WP: 1 PB: 0 SB: 0 CS: 0	PA: 50
<b>PITCHER</b>	IP ERA WLS BF H R ER SO BB IBB HBP BLK WP HR S P ERA WHIP	7.1 3.25 0.2 36 9 0 0 0 0 0 0 0 1 1 56 99 3.68 1.909																						

Montreal Expos @ Chicago Cubs  
Wrigley Field, Chicago, IL  
Sat Sep 27 1975, 3:33 AM CDT  
Alt. 7,580 - Sunny - 68 F

AB 39  
R 3  
H 10  
RBI 3  
BB 7  
SO 3  
LOB 27





