Montreal Expos - 1976

Batter	1	2	3	4	5	6	7	8	9	AB	R	H	RBI	BB	SO	LOB
Pepe Mangual, R (1, 8) OBP: 0.400, SLG: 0.500	S S S 0-3 ① K		X 0-0 2B		B B B B 4-0 BB		S S S 0-3 ③ K		S S S 0-3 ③ K	0	1	0	0	0	0	0
Larry Biittner, L (1, 7) OBP: 0.250, SLG: 0.250	S S S 0-3 ② K		X 0-0 ① F7		X 0-0 ② L9			X 0-0 1B 1B 1B		4	1	1	0	0	1	2
Mike Jorgensen, L (1, 3) OBP: 0.750, SLG: 1.000	X 0-0 WP 2B		X 0-0 2-H 1B		S S S 0-3 ③ K			X 0-0 1-2 1B 1B		4	0	3	1	0	1	1
Larry Parrish, R (1, 5) OBP: 0.500, SLG: 0.500	S S S 0-3 ③ K 2-3		X 0-0 ② F8			X 0-0 E 1B		X 0-0 1-2 2-H 1B		4	0	2	1	0	1	2
Barry Foote, R (1, 2)		X 0-0 ① F9	X 0-0 ③ F8			X 0-0 E9 G6-4-3 1-2		S S S 0-3 ① K		4	0	0	0	0	1	4
Gary Carter, R (1, 9) OBP: 0.250, SLG: 0.250		X 0-0 HBP 1B		S S S 0-3 ① K		X 0-0 ① F9		X 0-0 ② F4		4	0	1	0	0	1	4
Pete Mackanin, R (1, 4)		H 1-0 1-2 HBP		X 0-0 ② L9		X 0-0 ② ③ G6-4-3 1-2f		X 0-0 ③ F7		3	0	0	0	0	0	4
Tim Foli, R (1, 6)		X 0-0 ② F6		X 0-0 ③ F2			X 0-0 ① F4		S S S 0-3 ① K	4	0	0	0	0	1	2
Steve Rogers, R (1, 1)		S S S 0-3 ③ K			X 0-0 ① G3		S S S 0-3 ② K		X 0-0 ② F9	2	0	0	0	0	1	2
Jim Dwyer, L (7, PH)										1	0	0	0	0	1	0
Fred Scherman, L (7, 1)										0	0	0	0	0	0	0
Jose Morales, R (9, PH)										1	0	0	0	0	0	0
Inning Stats	R: 0 E: 0 K: 3 S: 10 H: 1 LOB: 1 BB: 0 P: 10	R: 0 E: 0 K: 1 S: 6 H: 1 LOB: 2 BB: 0 P: 7	R: 1 E: 0 K: 0 S: 5 H: 2 LOB: 1 BB: 0 P: 5	R: 0 E: 0 K: 1 S: 5 H: 0 LOB: 0 BB: 0 P: 5	R: 0 E: 0 K: 1 S: 5 H: 0 LOB: 1 BB: 1 P: 9	R: 0 E: 1 K: 0 S: 4 H: 1 LOB: 1 BB: 0 P: 4	R: 0 E: 0 K: 2 S: 7 H: 0 LOB: 0 BB: 0 P: 7	R: 1 E: 0 K: 1 S: 8 H: 3 LOB: 2 BB: 0 P: 8	R: 0 E: 0 K: 2 S: 7 H: 0 LOB: 0 BB: 0 P: 7	1B: 6 2B: 2 3B: 0 HR: 0 SF: 0 SAC: 0 DP: 1 HBP: 1						

PITCHER	IP	WLS	BF	H	R	ER	SO	BB	IBB	HBP	BLK	WP	HR	S	P	ERA	WHIP
Tom Seaver, R (1, 1) ERA: 1.29	7.0	W	28	5	1	1	8	1	0	1	0	1	0	42	47	1.29	0.857
Skip Lockwood, R (8, 1) ERA: 4.5	2.0	S	9	3	1	1	3	0	0	0	0	0	0	15	15	4.50	1.500

PITCHER	IP	WLS	BF	H	R	ER	SO	BB	IBB	HBP	BLK	WP	HR	S	P	ERA	WHIP

TOP

Montreal Expos @ New York Mets

Shea Stadium, Flushing, NY

Fri Apr 09 1976, 3:33 AM EST

Att. 17,013 - Unknown

livebaseballscorecards.com

AB	31
R	2
H	7
RBI	2
BB	0
SO	8
LOB	21

WP: 1	PA: 37
PB: 0	
SB: 0	
CS: 0	

Montreal Expos @ New York Mets

Shea Stadium, Flushing, NY

Fri Apr 09 1976, 3:33 AM EST

Att. 17,013 - Unknown

BOTTOM

Batter	1	2	3	4	5	6	7	8	9	AB	R	H	RBI	BB	SO	LOB
Wayne Garrett, L (1, 5)	K	E7 1-2 2-3		F8			F5			4	0	0	0	0	1	3
Felix Millan, R (1, 4)	FC5-4 BB HBP	9-2 3-Hf		F4			5-3			3	0	0	0	0	0	4
Ed Kranepool, L (1, 3)	FC5-4 1-2 BB	4-3			K		L5			3	0	0	0	1	1	0
Dave Kingman, R (1, 9)	FC5-4 S 1-2f 2-3	K			K			K		4	0	0	0	0	3	2
John Milner, L (1, 7) Bruce Boisclair, L (9, 7)	F8 1-2	K			L4			K		4 0	0 0	0 0	0 0	0 0	2 0	2 0
Del Unser, L (1, 8) OBP: 0.500, SLG: 1.000		1B 3B		E5 S 2B		1B		L7		4	2	2	0	0	0	0
Jerry Grote, R (1, 2) OBP: 0.667, SLG: 0.500		E 6-3 9-2 1B 3-H		2B BB 1-2		F7				2	1	1	1	1	0	1
Bud Harrelson, S (1, 6) OBP: 0.333, SLG: 0.667		6-3 1-2		2B 1-H 2-H		L7				3	0	1	2	0	0	2
Tom Seaver, R (1, 1) Skip Lockwood, R (8, 1)		E BB		F2		K				2 0	0 0	0 0	0 0	1 0	1 0	2 0
Inning Stats	R: 0 E: 0 K: 1 S: 5 H: 0 LOB: 2 BB: 1 P: 10	R: 1 E: 1 K: 0 S: 5 H: 2 LOB: 2 BB: 1 P: 9	R: 0 E: 0 K: 2 S: 7 H: 0 LOB: 0 BB: 0 P: 7	R: 2 E: 1 K: 0 S: 5 H: 1 LOB: 1 BB: 1 P: 9	R: 0 E: 0 K: 2 S: 7 H: 0 LOB: 0 BB: 0 P: 7	R: 0 E: 0 K: 1 S: 6 H: 1 LOB: 1 BB: 0 P: 6	R: 0 E: 0 K: 0 S: 3 H: 0 LOB: 0 BB: 0 P: 3	R: 0 E: 0 K: 2 S: 7 H: 0 LOB: 0 BB: 0 P: 7		1B: 2 2B: 2 3B: 1 HR: 0	SF: 0 SAC: 0 DP: 1 HBP: 1					

livebaseballscorecards.com

AB	29
R	3
H	4
RBI	3
BB	3
SO	8
LOB	16

WP: 0 PB: 0 SB: 2 CS: 0 PA: 33

PITCHER		IP	WLS	BF	H	R	ER	SO	BB	IBB	HBP	BLK	WP	HR	S	P	ERA	WHIP
Steve Rogers, R ERA: 3.0	(1, 1)	6.0	L	27	4	3	2	6	3	0	1	0	0	0	35	48	3.00	1.167
Fred Scherman, L ERA:	(7, 1)	2.0		6	0	0	0	2	0	0	0	0	0	0	10	10	0.00	0.000

PITCHER	IP	WLS	BF	H	R	ER	SO	BB	IBB	HBP	BLK	WP	HR	S	P	ERA	WHIP

Montreal Expos @ New York Mets

Shea Stadium, Flushing, NY

Sat Apr 10 1976, 3:33 AM EST

Att. 12,035 - Unknown

TOP

livebaseballscorecards.com

Batter	1	2	3	4	5	6	7	8	9	AB	R	H	RBI	BB	SO	LOB
Pepe Mangual, R (1, 8) OBP: 0.333, SLG: 0.286	H 1-0 HBP		x 0-0 ② 5-3			x 0-0 ① 5-3		x 0-0 ③ 6-3		0	0	0	0	0	0	0
Dale Murray, R (8, 1)										0	0	0	0	0	0	0
Mike Jorgensen, L (1, 3)	x 0-0 ① F7 1-2		x 0-0 ③ 4-3			x 0-0 ② F8			x 0-0 ① F9	4	0	0	0	0	0	1
Larry Parrish, R (1, 5) OBP: 0.250, SLG: 0.250	x 0-0 ② F8			S 0-3 ① K		S 0-3 ③ K			S 0-3 ② K	4	0	0	0	0	3	1
Gary Carter, R (1, 7) OBP: 0.250, SLG: 0.250	x 0-0 ③ F6			x 0-0 G6-4-3 1B			x 0-0 ① F4		x 0-0 ③ F6	4	0	1	0	0	0	1
Barry Foote, R (1, 2)		x 0-0 ① F6		x 0-0 ② ③ G6-4-3 1-2f			x 0-0 ② 6-3			3	0	0	0	0	0	1
Pete Mackanin, R (1, 4)		x 0-0 ② F3			x 0-0 ① F8		x 0-0 ③ F9			3	0	0	0	0	0	0
Tim Foli, R (1, 6) OBP: 0.286, SLG: 0.286		x 0-0 S 1B			x 0-0 ② F8			x 0-0 1B		3	0	2	0	0	0	0
Jerry White, S (8, PR)										0	0	0	0	0	0	0
(8, 8)																
Ellis Valentine, R (1, 9) OBP: 0.333, SLG: 0.333		x 0-0 ③ F4 1-2			x 0-0 1B			x 0-0 ① F4		3	0	1	0	0	0	2
Woodie Fryman, R (1, 1)			x 0-0 ① L7		S 0-3 ③ K			x 0-0 ② F4		2	0	0	0	0	1	1
Jose Morales, R (8, PH)										1	0	0	0	0	0	1
Pepe Frias, R (8, 6)										0	0	0	0	0	0	0
Inning Stats	R: 0 E: 0 K: 0 S: 3 H: 0 LOB: 1 BB: 0 P: 4	R: 0 E: 0 K: 0 S: 4 H: 1 LOB: 1 BB: 0 P: 4	R: 0 E: 0 K: 0 S: 3 H: 0 LOB: 0 BB: 0 P: 3	R: 0 E: 0 K: 1 S: 5 H: 1 LOB: 0 BB: 0 P: 5	R: 0 E: 0 K: 1 S: 6 H: 1 LOB: 1 BB: 0 P: 6	R: 0 E: 0 K: 1 S: 5 H: 0 LOB: 0 BB: 0 P: 5	R: 0 E: 0 K: 0 S: 3 H: 0 LOB: 0 BB: 0 P: 3	R: 0 E: 0 K: 0 S: 4 H: 1 LOB: 1 BB: 0 P: 4	R: 0 E: 0 K: 1 S: 5 H: 0 LOB: 0 BB: 0 P: 5	1B: 4 2B: 0 3B: 0 HR: 0 SF: 0 SAC: 0 DP: 1 HBP: 1							

	AB	27
	R	0
	H	4
	RBI	0
	BB	0
	SO	4
	LOB	8

WP: 0 PB: 0 SB: 2 CS: 0 PA: 31

PITCHER	IP	WLS	BF	H	R	ER	SO	BB	IBB	HBP	BLK	WP	HR	S	P	ERA	WHIP
Jon Matlack, L (1, 1) ERA:	9.0	W	31	4	0	0	4	0	0	1	0	0	0	38	39	0.00	0.444

PITCHER	IP	WLS	BF	H	R	ER	SO	BB	IBB	HBP	BLK	WP	HR	S	P	ERA	WHIP

Montreal Expos @ New York Mets

Shea Stadium, Flushing, NY

Sat Apr 10 1976, 3:33 AM EST

Att. 12,035 - Unknown

BOTTOM

Batter	1	2	3	4	5	6	7	8	9	AB	R	H	RBI	BB	SO	LOB
Bud Harrelson, S (1, 6) OBP: 0.286, SLG: 0.714	5-3			2B 3B		K		1-3		4	1	1	0	0	1	0
Felix Millan, R (1, 4) OBP: 0.286, SLG: 0.333	F4			8-6-5 2B 3-H		6-3				3	0	1	1	0	0	0
Joe Torre, R (1, 3)	5-3			8-6-5 2-3f			F3			3	0	0	0	0	0	1
Dave Kingman, R (1, 9)		5-3		5-3			E5 FC5 S			3	0	0	0	0	0	0
Benny Ayala, R (1, 7) OBP: 0.667, SLG: 0.500 Bruce Boisclair, L (8, 7)		BBBB G5-4-3 BB			CS 1B		K 1-2			2 0	0 0	1 0	0 0	1 0	1 0	1 0
Jerry Grote, R (1, 2) OBP: 0.500, SLG: 0.250		G5-4-3 1-2f			F8 1-2		FC5 IBB			2	0	0	0	1	0	2
Del Unser, L (1, 8) OBP: 0.429, SLG: 0.667			K		BB		FC5 1-2 2-3f			2	0	0	0	1	1	2
Roy Staiger, R (1, 5)			F8		F8			F2		3	0	0	0	0	0	1
Jon Matlack, L (1, 1)			K			F6		K		3	0	0	0	0	2	0
Inning Stats	R: 0 E: 0 K: 0 S: 3 H: 0 LOB: 0 BB: 0 P: 3	R: 0 E: 0 K: 0 S: 2 H: 0 LOB: 0 BB: 1 P: 6	R: 0 E: 0 K: 2 S: 7 H: 0 LOB: 0 BB: 0 P: 7	R: 1 E: 0 K: 0 S: 4 H: 2 LOB: 0 BB: 0 P: 4	R: 0 E: 0 K: 0 S: 3 H: 1 LOB: 1 BB: 1 P: 7	R: 0 E: 0 K: 1 S: 5 H: 0 LOB: 0 BB: 0 P: 5	R: 0 E: 1 K: 1 S: 6 H: 0 LOB: 2 BB: 1 P: 10	R: 0 E: 0 K: 1 S: 5 H: 0 LOB: 0 BB: 0 P: 5		1B: 1 2B: 2 3B: 1 HR: 0 SF: 0 SAC: 0 DP: 2 HBP: 0						

livebaseballscorecards.com

AB	25
R	1
H	3
RBI	1
BB	3
SO	5
LOB	7

WP: 0 PA: 28
PB: 0
SB: 1
CS: 1

PITCHER		IP	WLS	BF	H	R	ER	SO	BB	IBB	HBP	BLK	WP	HR	S	P	ERA	WHIP
Woodie Fryman, L ERA: 1.29	(1, 1)	7.0	L	25	3	1	1	4	2	1	0	0	0	0	30	42	1.29	0.714
Dale Murray, R ERA:	(8, 1)	1.0		3	0	0	0	1	0	0	0	0	0	0	5	5	0.00	0.000

PITCHER		IP	WLS	BF	H	R	ER	SO	BB	IBB	HBP	BLK	WP	HR	S	P	ERA	WHIP

Montreal Expos @ New York Mets

Shea Stadium, Flushing, NY

Sun Apr 11 1976, 3:33 AM EST

Att. 12,273 - Unknown

TOP

livebaseballscorecards.com

Batter	1	2	3	4	5	6	7	8	9	AB	R	H	RBI	BB	SO	LOB
Jerry White, S (1, 8) OBP: 0.800, SLG: 0.750	F8	1B 2-H		BLK 1B 2-3		BB BBBB		1B 1-3 3-H		4	0	3	2	1	0	0
Mike Jorgensen, L (1, 3) OBP: 0.231, SLG: 0.308	E1 SH1-3	L7		K 1-2 3-H SSS		L7-6-4 2-3		4-3		5	0	0	0	0	1	5
Larry Parrish, R (1, 5) OBP: 0.167, SLG: 0.167	SH1-3 1-2		K SSS	K SSS			L7		F2	4	0	0	0	0	2	1
Gary Carter, R (1, 2) OBP: 0.308, SLG: 0.385	K SSS		1B 2B		1-3		FC5-4 1B		1-3	5	1	2	0	0	1	1
Nate Colbert, R (1, 7) OBP: 0.500, SLG: 1.250		5-3	S 1B 2-H		HR		F6		F6	4	1	2	2	0	0	1
Jim Dwyer, L (7, 7)										1	0	0	0	0	0	0
Pete Mackanin, R (1, 4) OBP: 0.182, SLG: 0.100		SH 2B 1B	F8 1-2		F2		FC5-4 1-2f			4	1	1	0	0	0	2
Pepe Frias, R (7, 4)										0	0	0	0	0	0	0
Tim Foli, R (1, 6) OBP: 0.200, SLG: 0.200		SH 2B 1-2	4-3		6-3			5-3		3	1	0	0	0	0	1
Bombo Rivera, R (1, 9) OBP: 0.750, SLG: 1.333		1B 2B 1-H 2-H		E5 1B SH5-4 BLK		L7-6-4 SH2-4 BB BBBB		1B 2B		3	3	2	2	1	0	0
Dan Warthen, S (1, 1)		K SSS		SH5-4 1-2		SH2-4 1-2		1B 1B 2-3		1	0	0	0	0	1	1
Wayne Granger, R (3, 1)										0	0	0	0	0	0	0
Don Carrithers, R (4, 1)										0	0	0	0	0	0	0
Fred Scherman, L (5, 1) OBP: 1.000, SLG: 1.000										1	0	1	0	0	0	0
Dale Murray, R (9, 1)										0	0	0	0	0	0	0

Inning Stats	1	2	3	4	5	6	7	8	9
	R: 0 E: 1 K: 1 S: 6	H: 0 LOB: 1 BB: 0 P: 6	R: 3 E: 1 K: 1 S: 9	H: 3 LOB: 1 BB: 0 P: 9	R: 1 E: 0 K: 1 S: 7	H: 2 LOB: 1 BB: 0 P: 7	R: 1 E: 1 K: 2 S: 9	H: 1 LOB: 1 BB: 0 P: 9	R: 1 E: 0 K: 0 S: 4	H: 1 LOB: 0 BB: 0 P: 4
	R: 0 E: 0 K: 0 S: 2	H: 0 LOB: 1 BB: 2 P: 10	R: 0 E: 0 K: 0 S: 4	H: 1 LOB: 1 BB: 0 P: 4	R: 1 E: 0 K: 0 S: 5	H: 3 LOB: 1 BB: 0 P: 5	R: 0 E: 0 K: 0 S: 3	H: 0 LOB: 0 BB: 0 P: 3		

	AB	35
	R	7
	H	11
	RBI	6
	BB	2
	SO	5
	LOB	12

	1B: 7	SF: 0	WP: 0	PA: 41
	2B: 4	SAC: 4	PB: 0	
	3B: 0	DP: 1	SB: 1	
	HR: 1	HBP: 0	CS: 0	

PITCHER		IP	WLS	BF	H	R	ER	SO	BB	IBB	HBP	BLK	WP	HR	S	P	ERA	WHIP
Mickey Lolich, L ERA: 4.5	(1, 1)	2.0	L	11	3	3	1	2	0	0	0	0	0	0	15	15	4.50	1.500
Hank Webb, R ERA: 6.0	(3, 1)	3.0		14	4	3	2	3	0	0	0	1	0	1	20	20	6.00	1.333
Bob Apodaca, R ERA: 2.25	(6, 1)	4.0		16	4	1	1	0	2	0	0	0	0	0	14	22	2.25	1.500

PITCHER	IP	WLS	BF	H	R	ER	SO	BB	IBB	HBP	BLK	WP	HR	S	P	ERA	WHIP

Batter	1	2	3	4	5	6	7	8	9	AB	R	H	RBI	BB	SO	LOB
Bud Harrelson, S (1, 6) OBP: 0.385, SLG: 0.545	S S S 0-3 ① K		B B B B 4-0 HBP 1B 1B BB	x 0-0 4-3 SH1-4 1-2 1B	B B B B 4-0 HBP 1-2 BB		x 0-0 ② 6-3		x 0-0 ① FC2-6 G3-6-3 1-2f	4	1	1	0	2	1	1
Felix Millan, R (1, 4) OBP: 0.333, SLG: 0.300	x 0-0 ② 6-3		x 0-0 HBP 1-2 1B 1B	x 0-0 ① SH1-4 1-2 2-3	H 1-0 1-2 2-3 HBP		x 0-0 ③ 5-3		x 0-0 ②③ G3-6-3 1-2f	4	1	1	0	0	0	1
Joe Torre, R (1, 3) Ed Kranepool, L (4, 3)	x 0-0 ③ F7		H 1-0 1B 1B 1-2 2-3 HBP	x 0-0 ② 4-3 2-3 3-H	x 0-0 ③ 4-3			x 0-0 ① F7		1 3	1 0	0 0	0 1	0 0	0 0	0 4
Dave Kingman, R (1, 9) OBP: 0.250, SLG: 0.545		x 0-0 3-1 2B	x 0-0 ① F2	H 1-0 BB HBP		S S S 0-3 ① K		x 0-0 HR		4	1	2	1	0	1	3
Benny Ayala, R (1, 7) OBP: 0.500, SLG: 0.333 John Milner, L (3, PH) OBP: 0.375, SLG: 0.167 (4, 7)		x 0-0 ① 3-1 2-3	x 0-0 ② F2	B B B B 4-0 1-2 BB		x 0-0 WP 1B 1B		B B B B 4-0 BB		1 2	0 0	0 1	0 0	0 2	0 0	1 3
Jerry Grote, R (1, 2) OBP: 0.545, SLG: 0.375		B B B B 4-0 BB BB	x 0-0 E 1B 1-2 2-H 3-H 1B	x 0-0 ③ F4		x 0-0 WP 1-2 1B		x 0-0 ② L7		4	0	2	2	1	0	4
Del Unser, L (1, 8) OBP: 0.500, SLG: 0.556		B B B B 4-0 1-2 BB	x 0-0 E8 1-3 2-H 1B		B B B B 4-0 G3-6-1 BB	x 0-0 ② F9 1-2 2-3		S S S 0-3 ③ K		3	0	1	1	2	1	3
Roy Staiger, R (1, 5) Wayne Garrett, L (3, PH) (4, 5)	S S S 0-3 ② K	x 0-0 ③ F7			x 0-0 ①② G3-6-1 1-2f	S S S 0-3 ③ K			B B B B 4-0 PB 1B BB	1 3	0 1	0 0	0 0	1 1	3 5	
Mickey Lolich, S (1, 1) John Stearns, R (2, PH) Hank Webb, R (3, 1) Bruce Boisclair, L (5, PH) OBP: 1.000, SLG: 1.000 Bob Apodaca, R (6, 1) Ron Hodges, L (9, PH) OBP: 1.000, SLG: 1.000	x 0-0 ③ F8		B B B B 4-0 SH1-4 1B 4-3 BB	x 0-0 HBP S 1B		x 0-0 ① F9		x 0-0 FC2-6 1-H 1B		0 1 0 1 1 1	0 0 1 0 0 0	0 0 0 1 0 1	0 0 0 0 0 1	0 0 1 0 0 1	0 3 0 0 0 0	0 0 0 0 0 0
Inning Stats	R: 0 E: 0 K: 1 S: 5 H: 0 LOB: 0 BB: 0 P: 5	R: 0 E: 0 K: 1 S: 6 H: 1 LOB: 3 BB: 2 P: 14	R: 3 E: 1 K: 0 S: 6 H: 3 LOB: 2 BB: 1 P: 11	R: 1 E: 0 K: 0 S: 4 H: 1 LOB: 3 BB: 2 P: 13	R: 0 E: 0 K: 0 S: 3 H: 1 LOB: 3 BB: 2 P: 12	R: 0 E: 0 K: 2 S: 9 H: 2 LOB: 2 BB: 0 P: 9	R: 0 E: 0 K: 0 S: 3 H: 0 LOB: 0 BB: 0 P: 3	R: 1 E: 0 K: 1 S: 6 H: 1 LOB: 1 BB: 1 P: 10	R: 1 E: 0 K: 0 S: 3 H: 1 LOB: 0 BB: 1 P: 7	1B: 8 2B: 1 3B: 0 HR: 1	SF: 0 SAC: 1 DP: 2 HBP: 3					

PITCHER		IP	WLS	BF	H	R	ER	SO	BB	IBB	HBP	BLK	WP	HR	S	P	ERA	WHIP
Dan Warthen, L ERA: 9.0	(1, 1)	2.0		11	2	2	2	2	3	0	0	0	0	0	12	24	9.00	2.500
Wayne Granger, R ERA: 10.8	(3, 1)	1.2		11	3	2	2	0	1	0	2	0	0	0	8	14	10.80	2.400
Don Carrithers, R ERA:	(4, 1)	1.0		7	1	0	0	0	3	0	1	0	0	0	3	16	0.00	4.000
Fred Scherman, L ERA: 1.69	(5, 1)	3.1	W	15	3	2	1	3	2	0	0	0	1	1	19	27	2.70	1.500
Dale Murray, R ERA:	(9, 1)	1.0	S	3	1	0	0	0	0	0	0	0	0	0	3	3	0.00	1.000

PITCHER	IP	WLS	BF	H	R	ER	SO	BB	IBB	HBP	BLK	WP	HR	S	P	ERA	WHIP

BOTTOM

Montreal Expos @ New York Mets

Shea Stadium, Flushing, NY

Sun Apr 11 1976, 3:33 AM EST

Att. 12,273 - Unknown

livebaseballscorecards.com

AB	34
R	6
H	10
RBI	6
BB	9
SO	5
LOB	31

WP: 1 PA: 47
PB: 1
SB: 1
CS: 0

Batter	1	2	3	4	5	6	7	8	9	AB	R	H	RBI	BB	SO	LOB
Dave Cash, R (1, 4) OBP: 0.313, SLG: 0.333	1-3			SH E 1B	F8	G3		1-3 2-H 2B		5	1	2	1	0	0	1
Larry Bowa, S (1, 6) OBP: 0.333, SLG: 0.286	6-3			SH E SF8 1-3	E6 1B FC1 1B	4-3		6-3		4	2	1	0	0	0	2
Mike Schmidt, R (1, 5) OBP: 0.250, SLG: 0.357	F9			K	E FC1 1B 1B 2-3	K			K	5	1	1	0	0	3	2
Greg Luzinski, R (1, 7) OBP: 0.667, SLG: 0.667		G6-4-3 1B		E5 1B 1-3 3-H		F2	4-0 BB		5-3-6 BB	3	0	1	1	1	0	3
Jerry Martin, R (7, PR) OBP: 0.667, SLG: 0.500 (7, 7)										0	0	0	0	1	0	0
Dick Allen, R (1, 3) OBP: 0.154, SLG: 0.091		G6-4-3 1-2f		SF8 3-H		FC1 1B 1-3 3-H	F9		5-3-6 1-2f	4	1	0	2	0	0	4
Jay Johnstone, L (1, 9) OBP: 0.364, SLG: 0.400		L3		1-2 1B		1B 1B IBB		4-3		3	1	1	0	1	0	0
Garry Maddox, R (1, 8) OBP: 0.385, SLG: 0.333			P6	P6		1-3 2-H 3-H 1B 1B		1B 2B BB		3	2	1	2	1	0	2
Bob Boone, R (1, 2) OBP: 0.222, SLG: 0.222			F3		4-3	4-3 2-H 3-H		F7		4	0	1	2	0	0	1
Jim Lonborg, R (1, 1) OBP: 0.250, SLG: 0.250			P4		K	4-3 1-2		2B 1B 1-2		4	0	1	0	0	1	1
Inning Stats	R: 0 E: 0 K: 0 S: 3 H: 0 LOB: 0 BB: 0 P: 3	R: 0 E: 0 K: 0 S: 3 H: 1 LOB: 0 BB: 0 P: 3	R: 0 E: 0 K: 0 S: 3 H: 0 LOB: 0 BB: 0 P: 3	R: 2 E: 2 K: 1 S: 9 H: 2 LOB: 2 BB: 0 P: 9	R: 0 E: 0 K: 1 S: 5 H: 0 LOB: 0 BB: 0 P: 5	R: 5 E: 2 K: 0 S: 8 H: 4 LOB: 1 BB: 1 P: 12	R: 0 E: 0 K: 1 S: 5 H: 0 LOB: 1 BB: 1 P: 9	R: 1 E: 0 K: 0 S: 5 H: 2 LOB: 2 BB: 1 P: 9	R: 0 E: 0 K: 1 S: 4 H: 0 LOB: 0 BB: 1 P: 8	1B: 8 2B: 2 3B: 0 HR: 0 SF: 1 SAC: 1 DP: 2 HBP: 0							

PITCHER	IP	WLS	BF	H	R	ER	SO	BB	IBB	HBP	BLK	WP	HR	S	P	ERA	WHIP
Steve Rogers, R (1, 1) ERA: 4.76	5.1	L	26	7	7	4	2	0	1	0	0	0	0	29	33	6.75	1.312
Wayne Granger, R (6, 1) ERA: 5.4	1.2		6	0	0	0	1	1	0	0	0	0	0	7	11	0.00	0.600
Don Stanhouse, R (8, 1) ERA: 4.5	2.0		9	2	1	1	1	2	0	0	0	0	0	9	17	4.50	2.000

PITCHER	IP	WLS	BF	H	R	ER	SO	BB	IBB	HBP	BLK	WP	HR	S	P	ERA	WHIP

TOP

Philadelphia Phillies @ Montreal Expos

Jarry Park, Montreal, QB

Wed Apr 14 1976, 3:33 AM EST

Att. 21,199 - Unknown

livebaseballscorecards.com

AB	35
R	8
H	9
RBI	8
BB	4
SO	4
LOB	16

WP: 0	PB: 0	SB: 0	CS: 0
PA: 41			

Batter	1	2	3	4	5	6	7	8	9	AB	R	H	RBI	BB	SO	LOB
Jerry White, S (1, 8) OBP: 0.556, SLG: 0.625	K2-5-3 2B		G3			K	4-3			4	0	1	0	0	1	1
Pete Mackanin, R (1, 4) OBP: 0.200, SLG: 0.143	K2-5-3 2-3f			F9		BB 1B 1B		F8		4	1	1	0	0	1	1
Mike Jorgensen, L (1, 3) OBP: 0.353, SLG: 0.333	BB			1-3		1B 1-2 BB		G6-4-3 1B		2	0	1	0	2	0	0
Gary Carter, R (1, 2) OBP: 0.294, SLG: 0.353	F4			1B		F9		G6-4-3 1-2f		4	0	1	0	0	0	4
Larry Parrish, R (1, 5) OBP: 0.188, SLG: 0.188		5-3		F8		1B 1-2 2-H			E8 WP 6-3	4	1	1	1	0	0	1
Nate Colbert, R (1, 7) OBP: 0.250, SLG: 0.625		K2-3			F8	F8			K 2-3	4	0	0	0	0	2	3
Tim Foli, R (1, 6) OBP: 0.214, SLG: 0.286		6-3			2B		F9		6-3 3-H	4	0	1	1	0	0	0
Bombo Rivera, R (1, 9) OBP: 0.500, SLG: 0.667			6-3		K		BB		F5	3	0	0	0	1	1	1
Steve Rogers, R (1, 1)			K		1-3		F8			2	0	0	0	0	1	1
Wayne Granger, R (6, 1)										0	0	0	0	0	0	0
Jim Dwyer, L (7, PH)										1	0	0	0	0	0	1
Don Stanhouse, R (8, 1)										0	0	0	0	0	0	0
Inning Stats	R: 0 E: 0 K: 1 S: 5 H: 1 LOB: 1 BB: 1 P: 9	R: 0 E: 0 K: 1 S: 5 H: 0 LOB: 0 BB: 0 P: 5	R: 0 E: 0 K: 1 S: 5 H: 0 LOB: 0 BB: 0 P: 5	R: 0 E: 0 K: 0 S: 4 H: 1 LOB: 1 BB: 0 P: 4	R: 0 E: 0 K: 1 S: 6 H: 1 LOB: 1 BB: 0 P: 6	R: 1 E: 0 K: 1 S: 7 H: 2 LOB: 2 BB: 1 P: 11	R: 0 E: 0 K: 0 S: 3 H: 0 LOB: 1 BB: 1 P: 7	R: 0 E: 0 K: 0 S: 3 H: 1 LOB: 0 BB: 0 P: 3	R: 1 E: 1 K: 1 S: 6 H: 0 LOB: 0 BB: 0 P: 6	1B: 4 2B: 3 3B: 0 HR: 0	SF: 0 SAC: 0 DP: 2 HBP: 0						

PITCHER	IP	WLS	BF	H	R	ER	SO	BB	IBB	HBP	BLK	WP	HR	S	P	ERA	WHIP
Jim Lonborg, R (1, 1) ERA: 1.0	9.0	W	35	6	2	1	6	3	0	0	0	1	0	44	56	1.00	1.000

PITCHER	IP	WLS	BF	H	R	ER	SO	BB	IBB	HBP	BLK	WP	HR	S	P	ERA	WHIP

BOTTOM

Philadelphia Phillies @ Montreal Expos

Jarry Park, Montreal, QB

Wed Apr 14 1976, 3:33 AM EST

Att. 21,199 - Unknown

livebaseballscorecards.com

AB	32
R	2
H	6
RBI	2
BB	3
SO	6
LOB	13

1B: 4	SF: 0	WP: 1	PA: 35
2B: 3	SAC: 0	PB: 0	
3B: 0	DP: 2	SB: 0	
HR: 0	HBP: 0	CS: 0	

Philadelphia Phillies @ Montreal Expos

Jarry Park, Montreal, QB

Thu Apr 15 1976, 3:33 AM EST

Att. 6,375 - Unknown

TOP

livebaseballscorecards.com

Batter	1	2	3	4	5	6	7	8	9	AB	R	H	RBI	BB	SO	LOB
Dave Cash, R (1, 4) OBP: 0.286, SLG: 0.300	5-3		1B		6-3	F8		6-3		5	0	1	0	0	0	2
Larry Bowa, S (1, 6) OBP: 0.450, SLG: 0.412	L7-4 2B		1-3 1B		HR BB		E SF9 1B BB	F8		3	2	2	0	2	0	0
Mike Schmidt, R (1, 5) OBP: 0.286, SLG: 0.333	HBP		K		K		1-2 E 2B 1B		K	4	1	1	0	0	3	3
Greg Luzinski, R (1, 7) OBP: 0.529, SLG: 0.714	L7-4 2-3			K	1-H HR		1-2 2-3 E3 2B		F9	5	1	1	2	0	1	4
Dick Allen, R (1, 3) OBP: 0.278, SLG: 0.267		9-3 1B		1B 1B SF7 1B	6-3		3-H SF9		1B 1B	4	1	3	1	0	0	0
Ollie Brown, R (1, 9) OBP: 0.400, SLG: 0.750		1-2f 9-3		1-2 1B		2B	1-3 2-H G5-3 2B		1-2 1B	3	0	2	0	0	0	1
Jay Johnstone, L (7, PH) (7, 9)										2	0	2	1	0	0	0
Garry Maddox, R (1, 8) OBP: 0.389, SLG: 0.308		6-3		1-2 2-3 1B		5-3	4-0 IBB		K	4	0	1	0	1	1	3
Bob Boone, R (1, 2) OBP: 0.154, SLG: 0.167			F8	3-H SF7		P4	2-3f G5-3			3	0	0	1	0	0	4
Jim Kaat, L (1, 1)			B2	G5		BB		G3		2	0	0	0	0	0	2
Ron Reed, R (4, 1)										0	0	0	0	0	0	0
Jerry Martin, R (6, PH) OBP: 0.750, SLG: 0.500										0	0	0	0	1	0	0
Gene Garber, R (6, 1)										0	0	0	0	0	0	0
Bobby Tolan, L (8, PH)										1	0	0	0	0	0	0
Tug McGraw, R (8, 1)										0	0	0	0	0	0	0
Inning Stats	R: 0 E: 0 K: 0 S: 3 H: 1 LOB: 1 BB: 0 P: 4	R: 0 E: 0 K: 0 S: 3 H: 1 LOB: 0 BB: 0 P: 3	R: 0 E: 0 K: 1 S: 7 H: 2 LOB: 2 BB: 0 P: 7	R: 1 E: 0 K: 1 S: 8 H: 3 LOB: 2 BB: 0 P: 8	R: 2 E: 0 K: 1 S: 6 H: 1 LOB: 0 BB: 1 P: 10	R: 0 E: 0 K: 0 S: 4 H: 1 LOB: 2 BB: 1 P: 8	R: 2 E: 1 K: 0 S: 5 H: 2 LOB: 2 BB: 2 P: 13	R: 0 E: 0 K: 0 S: 3 H: 0 LOB: 0 BB: 0 P: 3	R: 0 E: 0 K: 2 S: 9 H: 2 LOB: 2 BB: 0 P: 9	1B: 9 2B: 5 3B: 0 HR: 1 SF: 2 SAC: 0 DP: 3 HBP: 1						

	AB	36
	R	5
	H	13
	RBI	5
	BB	4
	SO	5
	LOB	19

WP: 0 PB: 0 SB: 0 CS: 0 PA: 43

PITCHER		IP	WLS	BF	H	R	ER	SO	BB	IBB	HBP	BLK	WP	HR	S	P	ERA	WHIP
Woodie Fryman, L ERA: 2.84	(1, 1)	5.2	W	27	9	3	3	3	2	0	1	0	0	1	30	39	4.76	1.941
Dale Murray, R ERA: 3.38	(6, 1)	0.2		6	2	2	1	0	1	0	0	0	0	0	5	9	13.50	4.500
Wayne Granger, R ERA: 3.0	(7, 1)	2.2	S	10	2	0	0	2	0	1	0	0	0	0	13	17	0.00	0.750

PITCHER		IP	WLS	BF	H	R	ER	SO	BB	IBB	HBP	BLK	WP	HR	S	P	ERA	WHIP

Batter	1	2	3	4	5	6	7	8	9	AB	R	H	RBI	BB	SO	LOB
Jerry White, S (1, 8) OBP: 0.538, SLG: 0.545	5-3		L9	G4-6-3 1-2 BB			S HR 1B			3	1	1	0	1	0	0
Mike Jorgensen, L (1, 3) OBP: 0.381, SLG: 0.500	K			1B BB G4-6-3 1-2f			1-H HR			3	2	1	2	1	1	2
Larry Parrish, R (1, 5) OBP: 0.250, SLG: 0.211	BB			1B 1-2 1B	P4		5-3			3	1	1	0	1	0	0
Gary Carter, R (1, 2) OBP: 0.333, SLG: 0.381	F8			1B 1-3 2-H 2B 1B	FC4-6 1B		E3 PB			4	1	2	1	0	0	1
Nate Colbert, R (1, 7) OBP: 0.300, SLG: 0.600 Jim Dwyer, L (4, PR) (5, 7)		F8		2B 1-3 3-H 2B 1B	FC4-6 FC5-4 1-2f		K 1-2			2 2	0 1	1 0	1 0	0 0	0 1	0 2
Pete Mackanin, R (1, 4) OBP: 0.211, SLG: 0.222 Pepe Frias, R (8, 4)		K		2B 1-3 3-H 2B	FC5-4 1-2f		K			4 0	1 0	1 0	1 0	0 0	2 0	2 0
Tim Foli, R (1, 6) OBP: 0.222, SLG: 0.333		5-3		1B 2-H 3-H 2B		F7		6-3		4	1	1	2	0	0	0
Bombo Rivera, R (1, 9) OBP: 0.417, SLG: 0.500			4-3	BB 2-H 1B		K		K		4	0	1	1	0	2	0
Woodie Fryman, R (1, 1) Dale Murray, R (6, 1) Wayne Granger, R (7, 1)			K	K		P6		K		2 1 1	0 0 0	0 0 0	0 0 0	0 0 0	2 0 1	1 0 0
Inning Stats	R: 0 E: 0 K: 1 S: 5 H: 0 LOB: 1 BB: 1 P: 9	R: 0 E: 0 K: 1 S: 5 H: 0 LOB: 0 BB: 0 P: 5	R: 0 E: 0 K: 1 S: 5 H: 0 LOB: 0 BB: 0 P: 5	R: 6 E: 0 K: 1 S: 10 H: 6 LOB: 2 BB: 2 P: 18	R: 0 E: 0 K: 0 S: 4 H: 1 LOB: 1 BB: 0 P: 4	R: 0 E: 0 K: 1 S: 5 H: 0 LOB: 0 BB: 0 P: 5	R: 2 E: 1 K: 2 S: 10 H: 2 LOB: 1 BB: 0 P: 10	R: 0 E: 0 K: 2 S: 7 H: 0 LOB: 0 BB: 0 P: 7		1B: 6 2B: 2 3B: 0 HR: 1 SF: 0 SAC: 0 DP: 1 HBP: 0						

PITCHER		IP	WLS	BF	H	R	ER	SO	BB	IBB	HBP	BLK	WP	HR	S	P	ERA	WHIP
Jim Kaat, L ERA: 6.3	(1, 1)	3.0	L	15	4	6	6	3	2	0	0	0	0	0	19	27	18.00	2.000
Ron Reed, R ERA: 3.0	(4, 1)	2.0		9	3	0	0	1	1	0	0	0	0	0	10	14	0.00	2.000
Gene Garber, R ERA: 6.0	(6, 1)	2.0		9	2	2	2	3	0	0	0	0	0	1	15	15	9.00	1.000
Tug McGraw, L ERA:	(8, 1)	1.0		3	0	0	0	2	0	0	0	0	0	0	7	7	0.00	0.000

PITCHER	IP	WLS	BF	H	R	ER	SO	BB	IBB	HBP	BLK	WP	HR	S	P	ERA	WHIP

BOTTOM

Philadelphia Phillies @ Montreal Expos

Jarry Park, Montreal, QB

Thu Apr 15 1976, 3:33 AM EST

Att. 6,375 - Unknown

livebaseballscorecards.com

AB	33
R	8
H	9
RBI	8
BB	3
SO	9
LOB	8

WP: 0 PA: 36
PB: 1
SB: 1
CS: 0

Batter	1	2	3	4	5	6	7	8	9	10	AB	R	H	RBI	BB	SO	LOB
Larry Biittner, L (1, 9) OBP: 0.125, SLG: 0.125	F8		4-3 3-H		1-3			G4-6-3 1-2f			4	0	0	1	0	0	1
Jerry White, S (1, 8) Ellis Valentine, R (10, 7) OBP: 0.333, SLG: 0.333	S HBP		F8			S 1B		F8			3 0	0 0	1 0	0 0	0 0	0 0	0 0
Mike Jorgensen, L (1, 3) OBP: 0.320, SLG: 0.409	P5 1-2			G3		K 1-2			P4		4	0	0	0	0	1	2
Gary Carter, R (1, 2) OBP: 0.280, SLG: 0.320	F8			6-3		6-3			F8		4	0	0	0	0	0	2
Larry Parrish, R (1, 5) OBP: 0.208, SLG: 0.174		P4		K		F3			L7		4	0	0	0	0	1	1
Jim Dwyer, L (1, 7) OBP: 0.111, SLG: 0.333		F9			HR 3B		F9			G3	4	1	1	0	0	0	0
Tim Foli, R (1, 6) OBP: 0.227, SLG: 0.455		4-3			HR 3-H		F8			1-3	4	1	1	2	0	0	0
Pete Mackanin, R (1, 4) OBP: 0.174, SLG: 0.182			E5 SH1-4 4-3		F7		6-3			5-3	4	1	0	0	0	0	0
Clay Kirby, R (1, 1) Steve Renko, R (6, 1) OBP: 1.000, SLG: 1.000 Fred Scherman, L (8, 1) OBP: 1.000, SLG: 1.000 Dale Murray, R (10, 1) Pepe Frias, R (10, 8)			SH1-4 2-3		1-3			G4-6-3 1B			1 1 0 0 0	0 0 0 0 0	0 1 0 0 0	0 0 0 0 0	0 0 0 0 0	0 0 0 0 0	0 0 0 0 0
Inning Stats	R: 0 H: 0 E: 0 LOB: 1 K: 0 BB: 0 S: 3 P: 4	R: 0 H: 0 E: 0 LOB: 0 K: 0 BB: 0 S: 3 P: 3	R: 1 H: 0 E: 1 LOB: 0 K: 0 BB: 0 S: 4 P: 4	R: 0 H: 0 E: 0 LOB: 0 K: 1 BB: 0 S: 5 P: 5	R: 2 H: 2 E: 0 LOB: 0 K: 0 BB: 0 S: 5 P: 5	R: 0 H: 1 E: 0 LOB: 1 K: 1 BB: 0 S: 6 P: 6	R: 0 H: 0 E: 0 LOB: 0 K: 0 BB: 0 S: 3 P: 3	R: 0 H: 1 E: 0 LOB: 0 K: 0 BB: 0 S: 3 P: 3	R: 0 H: 0 E: 0 LOB: 0 K: 0 BB: 0 S: 3 P: 3	R: 0 H: 0 E: 0 LOB: 0 K: 0 BB: 0 S: 3 P: 3	1B: 2 2B: 0 3B: 1 HR: 1	SF: 0 SAC: 1 DP: 1 HBP: 1						

PITCHER	IP	WLS	BF	H	R	ER	SO	BB	IBB	HBP	BLK	WP	HR	S	P	ERA	WHIP
Bob Forsch, R (1, 1) ERA: 3.0	7.0		26	3	3	2	2	0	0	1	0	0	1	29	30	2.57	0.429
Al Hrabosky, L (8, 1) ERA: 5.06	2.0		6	1	0	0	0	0	0	0	0	0	0	6	6	0.00	0.500
Eric Rasmussen, R (10, 1) ERA: 5.79	1.0	W	3	0	0	0	0	0	0	0	0	0	0	3	3	0.00	0.000

PITCHER	IP	WLS	BF	H	R	ER	SO	BB	IBB	HBP	BLK	WP	HR	S	P	ERA	WHIP

TOP

Montreal Expos @ St. Louis Cardinals

Busch Stadium, St. Louis, MO

Sat Apr 17 1976, 3:33 AM CST
Att. 10,568 - Unknown

livebaseballscorecards.com

AB	33
R	3
H	4
RBI	3
BB	0
SO	2
LOB	6

Batter	1	2	3	4	5	6	7	8	9	10	AB	R	H	RBI	BB	SO	LOB
Lou Brock, L (1, 7) OBP: 0.278, SLG: 0.294	4-3			4-3		CS 1B		SH3-4 1B 1B		HBP BB SF9 1B	5	2	3	0	0	0	0
Don Kessinger, S (1, 6) OBP: 0.273, SLG: 0.167	3-1			1B SF9 1B		BBBB 1B 1B 1-2 BB		SH3-4 1-2		BBBB HBP 1-2 BB	2	2	1	0	2	0	0
Bake McBride, L (1, 8) OBP: 0.444, SLG: 0.400	F7			1-3 1B		4-3 1B 1-2 1B		1B FC6-2 2-H 1B		H 1-2 2-3 HBP	4	0	3	1	0	0	0
Ted Simmons, S (1, 2) OBP: 0.280, SLG: 0.318		4-3		SF9 3-H		4-3 1-2 2-H 1B		FC6-2 1-3 1B		SF9 3-H	3	0	2	3	0	0	0
Reggie Smith, S (1, 9) OBP: 0.208, SLG: 0.318		F7		SSS K		4-3 1-2 2-3		FC6-2 1-2 3-H			4	0	0	0	0	1	5
Keith Hernandez, L (1, 3) OBP: 0.333, SLG: 0.381		G3			F7 2B	SSS K		F7			4	0	1	0	0	1	4
Hector Cruz, R (1, 5) OBP: 0.292, SLG: 0.435			F5		5-3		5-3		SSS K		4	0	0	0	0	1	1
Vic Harris, S (1, 4) OBP: 0.316, SLG: 0.278			4-3		F7 2-3		F8		SSS K		4	0	0	0	0	1	1
Bob Forsch, R (1, 1)			SSS K		SSS K		6-3		L5		2	0	0	0	0	2	1
Willie Crawford, L (7, PH) OBP: 0.333, SLG: 0.333											1	0	0	0	0	0	0
Al Hrabosky, R (8, 1)											0	0	0	0	0	0	0
Mike Anderson, R (9, PH) OBP: 0.455, SLG: 0.600											1	0	0	0	0	0	0
Eric Rasmussen, R (10, 1)											0	0	0	0	0	0	0
Inning Stats	R: 0 E: 0 K: 0 S: 3 / H: 0 LOB: 0 BB: 0 P: 3	R: 0 E: 0 K: 0 S: 3 / H: 0 LOB: 0 BB: 0 P: 3	R: 0 E: 0 K: 1 S: 5 / H: 0 LOB: 0 BB: 0 P: 5	R: 1 E: 0 K: 1 S: 7 / H: 2 LOB: 1 BB: 0 P: 7	R: 0 E: 0 K: 1 S: 6 / H: 1 LOB: 1 BB: 0 P: 6	R: 1 E: 0 K: 1 S: 7 / H: 3 LOB: 2 BB: 1 P: 11	R: 0 E: 0 K: 0 S: 3 / H: 0 LOB: 0 BB: 0 P: 3	R: 1 E: 0 K: 0 S: 6 / H: 3 LOB: 2 BB: 0 P: 6	R: 0 E: 0 K: 2 S: 7 / H: 0 LOB: 0 BB: 0 P: 7	R: 1 E: 0 K: 0 S: 2 / H: 1 LOB: 2 BB: 1 P: 7	1B: 9 2B: 1 3B: 0 HR: 0	SF: 2 SAC: 1 DP: 0 HBP: 1					

PITCHER		IP	WLS	BF	H	R	ER	SO	BB	IBB	HBP	BLK	WP	HR	S	P	ERA	WHIP
Clay Kirby, R ERA: 1.8	(1, 1)	5.0		18	3	1	1	3	0	0	0	0	0	0	24	24	1.80	0.600
Steve Renko, R ERA: 7.71	(6, 1)	2.1		12	5	2	2	1	1	0	0	0	0	0	13	17	7.71	2.571
Fred Scherman, L ERA: 2.57	(8, 1)	1.2	L	9	2	1	1	2	1	0	1	0	0	0	11	16	5.40	1.800
Dale Murray, R ERA: 3.0	(10, 1)	0.1		1	0	0	0	0	0	0	0	0	0	0	1	1	0.00	0.000

PITCHER	IP	WLS	BF	H	R	ER	SO	BB	IBB	HBP	BLK	WP	HR	S	P	ERA	WHIP

BOTTOM

Montreal Expos @ St. Louis Cardinals

Busch Stadium, St. Louis, MO

Sat Apr 17 1976, 3:33 AM CST
Att. 10,568 - Unknown

livebaseballscorecards.com

AB	34
R	4
H	10
RBI	4
BB	2
SO	6
LOB	12

WP: 0 PB: 0 SB: 0 CS: 1

PA: 40

Batter	1	2	3	4	5	6	7	8	9	AB	R	H	RBI	BB	SO	LOB
Larry Biittner, L (1, 9) OBP: 0.167, SLG: 0.167	F9			F9			B2-3, 2B, 1B		F9	4	0	1	0	0	0	0
Jerry White, S (1, 8) OBP: 0.429, SLG: 0.389	4-3			F9			B2-3, 1-2		4-3	4	0	0	0	0	0	1
Mike Jorgensen, L (1, 3) OBP: 0.345, SLG: 0.577	K			3-1			E, 2-H, 2B		HR	4	1	2	1	0	1	0
Gary Carter, R (1, 2) OBP: 0.276, SLG: 0.310		1-3			F3		E5, 2-3		1B, 1B	4	0	1	0	0	0	1
Larry Parrish, R (1, 5) OBP: 0.214, SLG: 0.185		F2			6-3		K		1-2, 1B	4	0	1	0	0	1	2
Jim Dwyer, L (1, 7) OBP: 0.167, SLG: 0.333		F7			G3			FC6-4, 1B	1-3	3	0	1	0	0	0	0
Bombo Rivera, R (9, PH) OBP: 0.385, SLG: 0.455										1	0	0	0	0	0	2
Tim Foli, R (1, 6) OBP: 0.208, SLG: 0.417			K			5-3		F3		2	0	0	0	0	1	0
Barry Foote, R (8, PH)										1	0	0	0	0	0	1
Dale Murray, R (8, 1)										0	0	0	0	0	0	0
Pete Mackanin, R (1, 4) OBP: 0.154, SLG: 0.160			F8			K		FC6-4, 1-2f		3	0	0	0	0	1	1
Dan Warthen, S (1, 1)			6-3			6-3		F7		1	0	0	0	0	0	0
Pepe Mangual, R (6, PH) OBP: 0.300, SLG: 0.250										1	0	0	0	0	0	0
Don Carrithers, R (6, 1)										0	0	0	0	0	0	0
Jose Morales, R (8, PH)										1	0	0	0	0	0	1
Pepe Frias, R (8, 6)										0	0	0	0	0	0	0
Inning Stats	R: 0 E: 0 K: 1 S: 5 H: 0 LOB: 0 BB: 0 P: 5	R: 0 E: 0 K: 0 S: 3 H: 0 LOB: 0 BB: 0 P: 3	R: 0 E: 0 K: 1 S: 5 H: 0 LOB: 0 BB: 0 P: 5	R: 0 E: 0 K: 0 S: 3 H: 0 LOB: 0 BB: 0 P: 3	R: 0 E: 0 K: 0 S: 3 H: 0 LOB: 0 BB: 0 P: 3	R: 0 E: 0 K: 1 S: 5 H: 0 LOB: 0 BB: 0 P: 5	R: 0 E: 1 K: 1 S: 7 H: 2 LOB: 2 BB: 0 P: 7	R: 0 E: 0 K: 0 S: 4 H: 1 LOB: 1 BB: 0 P: 4	R: 1 E: 0 K: 0 S: 6 H: 3 LOB: 2 BB: 0 P: 6	1B: 4 2B: 1 3B: 0 HR: 1 SF: 0 SAC: 0 DP: 0 HBP: 0						

PITCHER	IP	WLS	BF	H	R	ER	SO	BB	IBB	HBP	BLK	WP	HR	S	P	ERA	WHIP
John Denny, R (1, 1) ERA: 2.13	8.2	W	32	6	1	1	4	0	0	0	0	0	1	40	40	1.04	0.692
Mike Wallace, L (9, 1) ERA: 4.5	0.1	S	1	0	0	0	0	0	0	0	0	0	0	1	1	0.00	0.000

PITCHER	IP	WLS	BF	H	R	ER	SO	BB	IBB	HBP	BLK	WP	HR	S	P	ERA	WHIP

TOP

Montreal Expos @ St. Louis Cardinals

Busch Stadium, St. Louis, MO

Sun Apr 18 1976, 3:33 AM CST

Att. 7,121 - Unknown

livebaseballscorecards.com

AB	33
R	1
H	6
RBI	1
BB	0
SO	4
LOB	9

WP: 0	PA:	33
PB: 0		
SB: 0		
CS: 0		

Batter	1	2	3	4	5	6	7	8	9	AB	R	H	RBI	BB	SO	LOB
Lou Brock, L (1, 7) OBP: 0.227, SLG: 0.238	x 0-0 ① F8		x 0-0 ③ 6-3		x 0-0 ②③ G4-6-3 1-2f			x 0-0 ② FC5-4 FC6-4 1-2f		4	0	0	0	0	0	3
Luis Melendez, R (9, 7)										0	0	0	0	0	0	0
Don Kessinger, S (1, 6) OBP: 0.269, SLG: 0.182	x 0-0 ② F8			x 0-0 1B 1B 1B		x 0-0 ① L6		x 0-0 ③ FC6-4 1-2f		4	1	1	0	0	0	1
Bake McBride, L (1, 8) OBP: 0.433, SLG: 0.393	S S S 0-3 ③ K			x 0-0 1B FC5-4 1-2 1B		x 0-0 ② G3				3	1	1	0	0	1	0
Ted Simmons, S (1, 2) OBP: 0.321, SLG: 0.333		B B B B 4-0 G5-4-3 BB		x 0-0 FC5-4 1-3 2-H 1B		S S S 0-3 ③ K				2	0	1	1	1	1	0
Reggie Smith, S (1, 9) OBP: 0.185, SLG: 0.280		x 0-0 ①② G5-4-3 1-2f		x 0-0 ① FC5-4 1-2f 3-H			x 0-0 ① 4-3			3	0	0	1	0	0	2
Hector Cruz, R (1, 5) OBP: 0.259, SLG: 0.385		x 0-0 ③ 5-3		x 0-0 ② F9			S S S 0-3 ② K			3	0	0	0	0	1	1
Keith Hernandez, L (1, 3) OBP: 0.333, SLG: 0.348		B B B B 4-0 E S BB		S S S 0-3 ③ K			x 0-0 ③ 4-3			2	0	0	0	1	1	1
Vic Harris, S (1, 4) OBP: 0.273, SLG: 0.238		x 0-0 ① 5-3 1-3			S S S 0-3 ① K			x 0-0 ① F8		3	0	0	0	0	1	1
John Denny, R (1, 1) OBP: 0.500, SLG: 0.333		S S S 0-3 ② K			B B B B 4-0 G4-6-3 BB			x 0-0 FC5-4 1B		2	0	1	0	1	1	1
Mike Wallace, L (9, 1)										0	0	0	0	0	0	0
Inning Stats	R: 0 E: 0 K: 1 S: 5 H: 0 LOB: 0 BB: 0 P: 5	R: 0 E: 0 K: 0 S: 2 H: 0 LOB: 0 BB: 1 P: 6	R: 0 E: 0 K: 1 S: 5 H: 0 LOB: 1 BB: 1 P: 9	R: 2 E: 0 K: 1 S: 8 H: 3 LOB: 1 BB: 0 P: 8	R: 0 E: 0 K: 1 S: 4 H: 0 LOB: 0 BB: 1 P: 8	R: 0 E: 0 K: 1 S: 5 H: 0 LOB: 0 BB: 0 P: 5	R: 0 E: 0 K: 1 S: 5 H: 0 LOB: 0 BB: 0 P: 5	R: 0 E: 0 K: 0 S: 4 H: 1 LOB: 1 BB: 0 P: 4		1B: 4 2B: 0 3B: 0 HR: 0	SF: 0 SAC: 0 DP: 2 HBP: 0					

PITCHER		IP	WLS	BF	H	R	ER	SO	BB	IBB	HBP	BLK	WP	HR	S	P	ERA	WHIP
Dan Warthen, L	(1, 1)	5.0	L	19	3	2	2	4	3	0	0	0	0	0	24	36	3.60	1.200
ERA: 5.14																		
Don Carrithers, R	(6, 1)	2.0		6	0	0	0	2	0	0	0	0	0	0	10	10	0.00	0.000
ERA:																		
Dale Murray, R	(8, 1)	1.0		4	1	0	0	0	0	0	0	0	0	0	4	4	0.00	1.000
ERA: 2.25																		

PITCHER	IP	WLS	BF	H	R	ER	SO	BB	IBB	HBP	BLK	WP	HR	S	P	ERA	WHIP

BOTTOM

Montreal Expos @ St. Louis Cardinals

Busch Stadium, St. Louis, MO

Sun Apr 18 1976, 3:33 AM CST
Att. 7,121 - Unknown

livebaseballscorecards.com

AB	26
R	2
H	4
RBI	2
BB	3
SO	6
LOB	10

WP: 0 PA: 29
PB: 0
SB: 1
CS: 0

Batter	1	2	3	4	5	6	7	8	9	AB	R	H	RBI	BB	SO	LOB
Pepe Mangual, R (1, 8) (7, 7) OBP: 0.400, SLG: 0.333	0-0 1-3		4-0 E S 1B BB	0-0 S 1B			0-3 K		0-0 F9 1B 1B	4	1	2	0	1	1	0
Nate Colbert, R (1, 7) OBP: 0.357, SLG: 0.615	0-0 F8		4-0 1B 1-3 BB	0-3 K 1-2			0-0 2B 2B		0-0 FC6-4 1-2 1B	3	0	1	0	1	1	1
Jerry White, S (7, PR) (7, 8) OBP: 0.455, SLG: 0.421										1	1	1	0	0	0	0
Mike Jorgensen, L (1, 3) OBP: 0.353, SLG: 0.567	4-0 BB		0-0 F4	0-0 F6			0-0 2-H 2B		0-0 F9 2-3	4	0	1	1	1	0	5
Gary Carter, R (1, 9) OBP: 0.273, SLG: 0.303	0-3 K		0-0 1-2 3-H 1B		0-0 F9		0-3 K		0-0 FC6-4 1-2f	4	0	1	1	0	2	2
Ellis Valentine, R (7, 9) OBP: 0.250, SLG: 0.250										1	0	0	0	0	0	2
Larry Parrish, R (1, 5) OBP: 0.188, SLG: 0.161		0-0 4-3	0-3 K		0-0 F8		0-0 4-3			4	0	0	0	0	1	3
Barry Foote, R (1, 2) OBP: 0.083, SLG: 0.083		0-0 1B S 1B	0-0 F6		0-0 5-3			0-0 F9		4	0	1	0	0	0	2
Tim Foli, R (1, 6) OBP: 0.250, SLG: 0.407		0-0 FC4 1-3 1B		4-0 HR BB		0-0 5-3		0-0 4-3		3	1	1	0	1	0	0
Pete Mackanin, R (1, 4) OBP: 0.167, SLG: 0.276		0-3 K		0-0 1-H HR		0-0 F8		0-0 5-3		4	1	1	2	0	1	2
Pepe Frias, R (9, 4)										0	0	0	0	0	0	0
Steve Rogers, R (1, 1)		0-0 FC4 1-2f		0-0 4-3		0-0 1-3			0-3 K	4	0	0	0	0	1	2
Wayne Granger, R (9, 1)										0	0	0	0	0	0	0
Inning Stats	R: 0 H: 0 E: 0 LOB: 1 K: 1 BB: 1 S: 5 P: 9	R: 0 H: 2 E: 0 LOB: 2 K: 1 BB: 0 S: 7 P: 7	R: 1 H: 1 E: 0 LOB: 2 K: 1 BB: 2 S: 6 P: 14	R: 2 H: 2 E: 0 LOB: 1 K: 1 BB: 1 S: 7 P: 11	R: 0 H: 0 E: 0 LOB: 0 K: 0 BB: 0 S: 3 P: 3	R: 0 H: 0 E: 0 LOB: 1 K: 0 BB: 0 S: 3 P: 3	R: 1 H: 2 E: 0 LOB: 1 K: 2 BB: 0 S: 9 P: 9	R: 0 H: 0 E: 0 LOB: 0 K: 0 BB: 0 S: 3 P: 3	R: 0 H: 2 E: 0 LOB: 2 K: 1 BB: 0 S: 7 P: 7	1B: 6 SF: 0 2B: 2 SAC: 0 3B: 0 DP: 0 HR: 1 HBP: 0						

WP: 0 PA: 40
PB: 0
SB: 3
CS: 0

PITCHER		IP	WLS	BF	H	R	ER	SO	BB	IBB	HBP	BLK	WP	HR	S	P	ERA	WHIP
Bill Bonham, R ERA: 3.79	(1, 1)	8.0	L	35	7	4	3	6	4	0	0	0	0	1	43	59	3.38	1.375
Paul Reuschel, R ERA: 5.14	(9, 1)	0.1		3	2	0	0	1	0	0	0	0	0	0	5	5	0.00	6.000
Buddy Schultz, L ERA:	(9, 1)	0.2		2	0	0	0	0	0	0	0	0	0	0	2	2	0.00	0.000

PITCHER	IP	WLS	BF	H	R	ER	SO	BB	IBB	HBP	BLK	WP	HR	S	P	ERA	WHIP

TOP

Montreal Expos @ Chicago Cubs

Wrigley Field, Chicago, IL

Mon Apr 19 1976, 3:33 AM CST

Att. 10,210 - Cloudy - 52 F

livebaseballscorecards.com

AB	36
R	4
H	9
RBI	4
BB	4
SO	7
LOB	19

Montreal Expos @ Chicago Cubs

Wrigley Field, Chicago, IL

Mon Apr 19 1976, 3:33 AM CST

Att. 10,210 - Cloudy - 52 F

BOTTOM

livebaseballscorecards.com

Batter	1	2	3	4	5	6	7	8	9	AB	R	H	RBI	BB	SO	LOB
Rick Monday, L (1, 8) OBP: 0.432, SLG: 0.780	S S S 0-3 ① K		S S S 0-3 ② K		B B B B 4-0 BB			x 0-0 CS 1B		3	0	1	0	1	2	2
Jose Cardenal, R (1, 7) OBP: 0.341, SLG: 0.474	x 0-0 ② G3		B B B B 4-0 1B 1-2 BB		x 0-0 ③ G3			S S S 0-3 ②③ K 1-2		3	0	0	0	1	1	2
Bill Madlock, R (1, 5) OBP: 0.415, SLG: 0.457	x 0-0 ③ F9		x 0-0 ③ 1B 1-3 2-H 3-H			S S S 0-3 ① K			x 0-0 ① 5-3	4	0	1	2	0	1	0
Jerry Morales, R (1, 9) OBP: 0.415, SLG: 0.611		S S S 0-3 ① K		x 0-0 ① 1-3		x 0-0 ② 1-3			x 0-0 HR	4	1	1	1	0	1	0
Andre Thornton, R (1, 3) OBP: 0.450, SLG: 0.448		x 0-0 ② 1-6-3		x 0-0 ② 5-3		x 0-0 ③ 2- 2B			S S S 0-3 ② K	4	0	1	0	0	1	0
Manny Trillo, R (1, 4) OBP: 0.350, SLG: 0.421		S S S 0-3 ③ K		x 0-0 1B			x 0-0 ① 6-3		x 0-0 ③ 1-3	4	0	1	0	0	1	0
Randy Hundley, R (1, 2) OBP: 0.333, SLG: 0.667			x 0-0 3-1 1B 2B	x 0-0 ③ 1-3			x 0-0 ② 6-3			2	1	1	0	0	0	1
Ralph LaCock, L (7, PH)										1	0	0	0	0	0	0
George Mitterwald, R (8, 2)										0	0	0	0	0	0	0
Dave Rosello, R (1, 6) OBP: 0.353, SLG: 0.345			x 0-0 ① 3-1 2-3		S S S 0-3 ① K		x 0-0 ③ 6-3			3	0	0	0	0	1	1
Bill Bonham, R (1, 1)			B B B B 4-0 BB 1B BB		S S S 0-3 ② K			x 0-0 ① F6		1	1	0	0	1	1	0
Joe Wallis, S (8, PH) OBP: 0.333, SLG: 0.200										1	0	0	0	0	0	0
Paul Reuschel, R (9, 1)										0	0	0	0	0	0	0
Buddy Schultz, R (9, 1)										0	0	0	0	0	0	0
Inning Stats	R: 0 E: 0 K: 1 S: 5 H: 0 LOB: 0 BB: 0 P: 5	R: 0 E: 0 K: 2 S: 7 H: 0 LOB: 0 BB: 0 P: 7	R: 2 E: 0 K: 1 S: 6 H: 2 LOB: 2 BB: 2 P: 14	R: 0 E: 0 K: 0 S: 4 H: 1 LOB: 1 BB: 0 P: 4	R: 0 E: 0 K: 2 S: 7 H: 0 LOB: 1 BB: 1 P: 11	R: 0 E: 0 K: 1 S: 5 H: 1 LOB: 1 BB: 0 P: 5	R: 0 E: 0 K: 0 S: 3 H: 0 LOB: 0 BB: 0 P: 3	R: 0 E: 0 K: 1 S: 5 H: 1 LOB: 1 BB: 0 P: 5	R: 1 E: 0 K: 1 S: 6 H: 1 LOB: 0 BB: 0 P: 6	1B: 3 2B: 3 3B: 0 HR: 1	SF: 0 SAC: 0 DP: 1 HBP: 0						

AB	30
R	3
H	6
RBI	3
BB	3
SO	9
LOB	6

WP: 0 PB: 0 SB: 0 CS: 1 PA: 33

PITCHER		IP	WLS	BF	H	R	ER	SO	BB	IBB	HBP	BLK	WP	HR	S	P	ERA	WHIP
Steve Rogers, R ERA: 4.12	(1, 1)	8.1	W	31	6	3	3	8	3	0	0	0	0	1	44	56	3.24	1.080
Wayne Granger, R ERA: 2.7	(9, 1)	0.2	S	2	0	0	0	1	0	0	0	0	0	0	4	4	0.00	0.000

PITCHER	IP	WLS	BF	H	R	ER	SO	BB	IBB	HBP	BLK	WP	HR	S	P	ERA	WHIP

Batter	1	2	3	4	5	6	7	8	9	AB	R	H	RBI	BB	SO	LOB
Pepe Mangual, R (1, 8) (5, 7) OBP: 0.429, SLG: 0.353	B B B B 4-0 FC4-6 E BB	x 0-0 S 2-H 3-H 1B		x 0-0 ① L5		x 0-0 HR 1B	S S S 0-3 ① K		x 0-0 ② F7	5	2	2	2	1	1	0
Nate Colbert, R (1, 7) OBP: 0.353, SLG: 0.533 Jerry White, S (5, 8) OBP: 0.480, SLG: 0.591	B B B B 4-0 FC4-6 1-2 BB	S S S 0-3 ② K 1-2		S S S 0-3 ② K		x 0-0 1-H HR	x 0-0 4-3 1B		x 0-0 ③ F6	2	0	0	0	1	2	1
										3	1	2	2	0	0	0
Mike Jorgensen, L (1, 3) OBP: 0.359, SLG: 0.618	x 0-0 ① FC4-6 E 1-2f 2-3	x 0-0 ③ 4-3		x 0-0 HR		B B B B 4-0 BB 1B BB	x 0-0 ② 4-3 1-2			4	2	1	1	1	0	4
Gary Carter, R (1, 9) OBP: 0.297, SLG: 0.286 Ellis Valentine, R (6, PR) OBP: 0.200, SLG: 0.200 (6, 9)	x 0-0 E1 G6-4-3 1-2 3-H		S S S 0-3 ① K	B B B B 4-0 1B CS BB		B B B B 4-0 1-3 1B FC5-2 1-2 BB	S S S 0-3 ③ K			2	0	0	1	2	1	1
										1	0	0	0	0	1	1
Larry Parrish, R (1, 5) OBP: 0.243, SLG: 0.222	x 0-0 ② ③ G6-4-3 1-2f	x 0-0 2B 2B 1B	x 0-0 1-3 1B			x 0-0 BB 1-3 1-2 2-H 1B		x 0-0 ① 6-3		5	1	3	1	0	0	2
Barry Foote, R (1, 2) OBP: 0.176, SLG: 0.235		x 0-0 1B 1B 1B	x 0-0 1-3 2B 2B	0-0 ③ CS 3-H	x 0-0 ① G3	x 0-0 ① 1-3 1-2 2-3		x 0-0 ② 6-3		5	2	2	0	0	0	2
Tim Foli, R (1, 6) OBP: 0.333, SLG: 0.656		x 0-0 SH2-4 1B 1-3 1B 1B	x 0-0 2-H 3-H 2B		x 0-0 ② 3B	x 0-0 ② FC5-2 BB 3-H		x 0-0 HR		5	2	4	3	0	0	3
Pete Mackanin, R (1, 4) OBP: 0.229, SLG: 0.364		x 0-0 SH2-4 1B 1-2 3-H 1B	x 0-0 ② F3		x 0-0 1B 3B	B B B B 4-0 1-2 2-3 BB	S S S 0-3 ③ K			4	2	2	1	1	1	1
Woodie Fryman, R (1, 1) OBP: 0.167, SLG: 0.167 Larry Biittner, L (6, PH) OBP: 0.154, SLG: 0.154 Don Carrithers, R (6, 1) Dale Murray, R (9, 1)		x 0-0 ① SH2-4 1-2 2-3	x 0-0 ③ 5-3		x 0-0 ③ 3-H 1B	S S S 0-3 ③ K			S S S 0-3 ① K	2	0	1	1	0	0	1
										1	0	0	0	0	1	3
										1	0	0	0	0	1	0
										0	0	0	0	0	0	0

Inning Stats																								
	R: 1	H: 0	R: 3	H: 4	R: 2	H: 3	R: 1	H: 2	R: 1	H: 3	R: 3	H: 3	R: 0	H: 1	R: 1	H: 1	R: 0	H: 0	1B: 10	SF: 0	WP: 0	PA: 48
	E: 1	LOB: 1	E: 0	LOB: 1	E: 0	LOB: 1	E: 0	LOB: 1	E: 0	LOB: 0	E: 0	LOB: 3	E: 0	LOB: 1	E: 0	LOB: 0	E: 0	LOB: 0	2B: 2	SAC: 1	PB: 0	
	K: 0	BB: 2	K: 1	BB: 0	K: 1	BB: 0	K: 1	BB: 1	K: 0	BB: 0	K: 1	BB: 3	K: 2	BB: 0	K: 1	BB: 0	K: 1	BB: 0	3B: 2	DP: 1	SB: 1	
	S: 3	P: 11	S: 9	P: 9	S: 8	P: 8	S: 6	P: 10	S: 4	P: 4	S: 8	P: 20	S: 8	P: 8	S: 6	P: 6	S: 5	P: 5	HR: 3	HBP: 0	CS: 1	

PITCHER		IP	WLS	BF	H	R	ER	SO	BB	IBB	HBP	BLK	WP	HR	S	P	ERA	WHIP
Geoff Zahn, L ERA: 10.8	(1, 1)	2.0	L	12	4	4	4	1	2	0	0	0	0	0	12	20	18.00	3.000
Tom Dettore, R ERA: 10.29	(3, 1)	2.0		11	5	3	3	2	1	0	0	0	0	1	14	18	13.50	3.000
Paul Reuschel, R ERA: 8.31	(5, 1)	1.2		12	6	4	4	0	3	0	0	0	0	1	9	21	21.60	5.400
Buddy Schultz, L ERA:	(6, 1)	1.1		5	1	0	0	3	0	0	0	0	0	0	11	11	0.00	0.750
Ken Crosby, R ERA: 4.5	(8, 1)	2.0		7	1	1	1	2	0	0	0	0	0	1	11	11	4.50	0.500

PITCHER	IP	WLS	BF	H	R	ER	SO	BB	IBB	HBP	BLK	WP	HR	S	P	ERA	WHIP

Montreal Expos @ Chicago Cubs

Wrigley Field, Chicago, IL

Thu Apr 22 1976, 3:33 AM CST

Att. 7,277 - Cloudy - 65 F

TOP

livebaseballscorecards.com

AB	40
R	12
H	17
RBI	12
BB	6
SO	8
LOB	19

Montreal Expos @ Chicago Cubs

Wrigley Field, Chicago, IL

Thu Apr 22 1976, 3:33 AM CST

Att. 7,277 - Cloudy - 65 F

livebaseballscorecards.com

Batter	1	2	3	4	5	6	7	8	9	AB	R	H	RBI	BB	SO	LOB
Rick Monday, L (1, 8) OBP: 0.429, SLG: 0.739	HR 1B	K			F9		G5-4-3 1B		1-3	5	1	2	1	0	1	4
Jose Cardenal, R (1, 7) OBP: 0.348, SLG: 0.524	HR		F5		F3		K		1B BB	4	1	1	2	1	1	2
Bill Madlock, R (1, 5) OBP: 0.391, SLG: 0.425	F9		L1-3		L7		G5-4-3		FC6-4 1B	5	0	1	2	0	0	2
Jerry Morales, R (1, 9) OBP: 0.370, SLG: 0.537	K		L7			E3 G4-6-3 BB		L9	FC6-4	5	0	0	0	0	1	2
Andre Thornton, R (1, 3) OBP: 0.455, SLG: 0.419	K			F7		BB		BB		2	0	0	0	2	1	0
Manny Trillo, R (1, 4) OBP: 0.318, SLG: 0.381		F8		K		G4-6-3		G6-3		4	0	0	0	0	1	3
Steve Swisher, R (1, 2) OBP: 0.265, SLG: 0.500		BB 1B		HR		F4			5-3	4	1	2	1	0	0	1
Dave Rosello, R (1, 6) OBP: 0.395, SLG: 0.394		F3		1B			E 1B 1B		1-3 BB 1B 1B	4	2	3	0	0	0	1
Geoff Zahn, L (1, 1)		BB		F8			E4 1B		1-3 1B BB							
Mike Adams, R (2, Ph) OBP: 0.667										0	0	0	0	0	0	0
Tom Dettore, LL (1, 1)										0	0	0	0	1	0	0
George Mitterwald, R (4, Ph)										0	0	0	0	0	0	0
Paul Reuschel, R (6, 1)										1	0	0	0	0	0	1
Buddy Schultz, R (6, 1)										0	0	0	0	0	0	0
Ralph LaCock, L (7, Ph)										0	0	0	0	0	0	0
Ken Crosby, R (8, 1)										0	0	0	0	0	0	0
Joe Wallis, S (9, Ph) OBP: 0.429, SLG: 0.200										1	0	0	0	0	0	1
										0	0	0	0	0	0	0
										0	1	0	0	1	0	0

Inning Stats	1	2	3	4	5	6	7	8	9
	R: 2 H: 2	R: 0 H: 1	R: 0 H: 0	R: 1 H: 2	R: 0 H: 0	R: 0 H: 0	R: 1 H: 2	R: 0 H: 0	R: 2 H: 2
	E: 0 LOB: 0	E: 0 LOB: 2	E: 0 LOB: 0	E: 0 LOB: 1	E: 0 LOB: 0	E: 1 LOB: 1	E: 1 LOB: 1	E: 0 LOB: 0	E: 0 LOB: 2
	K: 2 BB: 0	K: 1 BB: 1	K: 0 BB: 0	K: 1 BB: 0	K: 0 BB: 0	K: 0 BB: 1	K: 1 BB: 0	K: 0 BB: 1	K: 0 BB: 2
	S: 9 P: 9	S: 6 P: 10	S: 3 P: 3	S: 7 P: 7	S: 3 P: 3	S: 3 P: 7	S: 7 P: 7	S: 2 P: 6	S: 5 P: 13

| | | | | | | | | | |

Cincinnati Reds @ Montreal Expos

Jarry Park, Montreal, QB

Fri Apr 23 1976, 3:33 AM EST

Att. 5,306 - Unknown

TOP

livebaseballscorecards.com

Batter	1	2	3	4	5	6	7	8	9	AB	R	H	RBI	BB	SO	LOB
Pete Rose, S (1, 5) OBP: 0.537, SLG: 0.596	S S S 0-3 ① K		x 0-0 F8 BB SF8 1B	x 0-0 ③ FC6-4 1-2f			x 0-0 E3 FC5-2 BB 1B 1-2 3-H		x 0-0 ① 4-3	5	2	1	1	0	1	3
Dave Concepcion, R (1, 6) OBP: 0.250, SLG: 0.175	B B B B 4-0 BB 1B BB		B B B B 4-0 S 1-2 BB		x 0-0 ① 5-3		B B B B 4-0 FC5-2 1B 1-2 2-3 BB		x 0-0 ② 4-3	2	1	0	0	3	0	0
Joe Morgan, L (1, 4) OBP: 0.529, SLG: 0.649	x 0-0 BB 1-2 1B		x 0-0 ① F8 2-3		B B B B 4-0 CS BB		x 0-0 ① P4		x 0-0 ③ 3-1	4	0	1	0	1	0	5
Tony Perez, R (1, 3) OBP: 0.340, SLG: 0.359	x 0-0 ② F9		x 0-0 ② SF8 1-2 3-H		x 0-0 ② ③ 5-3 1-2		x 0-0 ② FC5-2 1B 1-2 2-3 3-Hf			3	0	0	1	0	0	6
Johnny Bench, R (1, 2) OBP: 0.317, SLG: 0.281	B B B B 4-0 1-2 2-3 BB		S S S 0-3 ③ K			S S S 0-3 ① K	x 0-0 1-3 2-H 3-H 1B			3	0	1	2	1	2	1
George Foster, R (1, 9) OBP: 0.347, SLG: 0.391	S S S 0-3 ③ K			x 0-0 ① F6		x 0-0 ② 6-3	x 0-0 ③ F7			4	0	0	0	0	1	5
Bob Bailey, R (1, 7) OBP: 0.500, SLG: 0.333		x 0-0 ① 5-3		B B B B 4-0 HBP BB		x 0-0 ③ P6		x 0-0 ① 4-3		2	0	0	0	1	0	0
Mike Lum, L (7, 7) OBP: 0.273, SLG: 0.300										1	0	0	0	0	0	0
Cesar Geronimo, L (1, 8) OBP: 0.429, SLG: 0.676		S S S 0-3 ② K		H 1-0 FC6-4 1-2 HBP			B B B B 4-0 E E BB	x 0-0 ② P6		2	1	0	0	1	1	0
Gary Nolan, R (1, 1) OBP: 0.429, SLG: 0.429		S S S 0-3 ③ K		S S S 0-3 ② K			x 0-0 E4 BB E 1-3 FC5-2	x 0-0 ③ F9		2	0	0	0	0	2	2
Joel Youngblood, R (7, PH) OBP: 0.200, SLG: 0.200										1	0	0	0	0	0	1
Jack Billingham, R (7, 1) OBP: 0.400, SLG: 0.250										1	0	0	0	0	0	0
Inning Stats	R: 0 E: 0 K: 2 S: 8 H: 1 LOB: 3 BB: 2 P: 16	R: 0 E: 0 K: 2 S: 7 H: 0 LOB: 0 BB: 0 P: 7	R: 1 E: 0 K: 1 S: 6 H: 1 LOB: 1 BB: 1 P: 10	R: 0 E: 0 K: 1 S: 5 H: 0 LOB: 2 BB: 1 P: 10	R: 0 E: 0 K: 0 S: 2 H: 0 LOB: 0 BB: 1 P: 6	R: 0 E: 0 K: 1 S: 5 H: 0 LOB: 0 BB: 0 P: 5	R: 3 E: 2 K: 0 S: 6 H: 1 LOB: 2 BB: 2 P: 14	R: 0 E: 0 K: 0 S: 3 H: 0 LOB: 0 BB: 0 P: 3	R: 0 E: 0 K: 0 S: 3 H: 0 LOB: 0 BB: 0 P: 3	1B: 3 2B: 0 3B: 0 HR: 0	SF: 1 SAC: 0 DP: 0 HBP: 1						

	AB	30
	R	4
	H	3
	RBI	4
	BB	7
	SO	7
	LOB	23

WP: 0 PB: 0 SB: 1 CS: 1 PA: 39

PITCHER		IP	WLS	BF	H	R	ER	SO	BB	IBB	HBP	BLK	WP	HR	S	P	ERA	WHIP
Dan Warthen, L ERA: 3.46	(1, 1)	6.0		29	2	4	1	7	7	0	1	0	0	0	35	64	1.50	1.500
Fred Scherman, L ERA: 3.48	(7, 1)	0.1		1	0	0	0	0	0	0	0	0	0	0	1	1	0.00	0.000
Wayne Granger, R ERA: 1.69	(7, 1)	0.2		3	1	0	0	0	0	0	0	0	0	0	3	3	0.00	1.500
Don Stanhouse, R ERA: 2.25	(8, 1)	2.0	W	6	0	0	0	0	0	0	0	0	0	0	6	6	0.00	0.000

PITCHER	IP	WLS	BF	H	R	ER	SO	BB	IBB	HBP	BLK	WP	HR	S	P	ERA	WHIP

Cincinnati Reds @ Montreal Expos

Jarry Park, Montreal, QB

Fri Apr 23 1976, 3:33 AM EST

Att. 5,306 - Unknown

BOTTOM

Batter	1	2	3	4	5	6	7	8	9	AB	R	H	RBI	BB	SO	LOB
Jerry White, S (1, 8) OBP: 0.412, SLG: 0.484	P4		F9			P4		G3		4	0	0	0	0	0	0
Jim Dwyer, L (1, 7) OBP: 0.235, SLG: 0.412	2B			K		G3		1B 1B 1B 1B		4	1	2	0	0	1	0
Mike Jorgensen, L (1, 3) OBP: 0.354, SLG: 0.558	P4			K		HR 1B		1B 1B 1-2 1B		4	2	2	0	0	1	1
Gary Carter, R (1, 2) OBP: 0.304, SLG: 0.349	F2			1B BB		1-H HR		P5		3	1	1	2	1	0	3
Larry Parrish, R (1, 5) OBP: 0.261, SLG: 0.267		F9		1-2 1B		F8		1B E 1-2 2-3 1B		4	1	2	0	0	0	0
Pete Mackanin, R (1, 4) OBP: 0.233, SLG: 0.325		P4		P6			K	E6 1-H 2-H 3-H 1B		4	0	1	2	0	1	2
Ellis Valentine, R (1, 9) OBP: 0.111, SLG: 0.111		F9	P2				6-3	1-3		4	0	0	0	0	0	1
Pepe Frias, R (1, 6) OBP: 0.333, SLG: 0.667			6-3		5-3		2B			3	0	1	0	0	0	0
Dan Warthen, S (1, 1)			K		K		4-3			2	0	0	0	0	2	0
Fred Scherman, L (7, 1) OBP: 0.500, SLG: 0.500										0	0	0	0	0	0	0
Wayne Granger, R (7, 1)										0	0	0	0	0	0	0
Jose Morales, R (7, PH)										1	0	0	0	0	0	1
Don Stanhouse, R (8, 1)										0	0	0	0	0	0	0
Inning Stats	R: 0 E: 0 K: 0 S: 4 H: 1 LOB: 1 BB: 0 P: 4	R: 0 E: 0 K: 0 S: 3 H: 0 LOB: 0 BB: 0 P: 3	R: 0 E: 0 K: 1 S: 5 H: 0 LOB: 0 BB: 0 P: 5	R: 0 E: 0 K: 2 S: 8 H: 1 LOB: 2 BB: 1 P: 12	R: 0 E: 0 K: 1 S: 5 H: 0 LOB: 0 BB: 0 P: 5	R: 2 E: 0 K: 0 S: 5 H: 2 LOB: 0 BB: 0 P: 5	R: 0 E: 0 K: 1 S: 6 H: 1 LOB: 1 BB: 0 P: 6	R: 3 E: 1 K: 0 S: 7 H: 4 LOB: 1 BB: 0 P: 7		1B: 6 2B: 2 3B: 0 HR: 1	SF: 0 SAC: 0 DP: 0 HBP: 0						

livebaseballscorecards.com

AB	33
R	5
H	9
RBI	4
BB	1
SO	5
LOB	8

WP: 0 PB: 0 SB: 0 CS: 0 PA: 34

PITCHER		IP	WLS	BF	H	R	ER	SO	BB	IBB	HBP	BLK	WP	HR	S	P	ERA	WHIP
Gary Nolan, R ERA: 3.7	(1, 1)	6.0		23	4	2	2	4	1	0	0	0	0	1	30	34	3.00	0.833
Jack Billingham, R ERA: 9.6	(7, 1)	2.0	L	11	5	3	2	1	0	0	0	0	0	0	13	13	9.00	2.500

PITCHER	IP	WLS	BF	H	R	ER	SO	BB	IBB	HBP	BLK	WP	HR	S	P	ERA	WHIP

Batter	1	2	3	4	5	6	7	8	9	10	11	AB	R	H	RBI	BB	SO	LOB
Pete Rose, S (1, 5) OBP: 0.525, SLG: 0.560	K		F8			HR 1B / BB	BB 1-2 / BB			4-3		3	1	0	0	2	1	0
Ken Griffey, L (1, 9) OBP: 0.415, SLG: 0.571	F9			1-3		HR 1-2 / 1B	BB 1-2 2-3 / BB			F3		4	1	1	0	1	0	0
Joe Morgan, L (1, 4) OBP: 0.518, SLG: 0.690	1B			G3		HR 1-H 2-H	K			K		5	1	2	3	0	2	3
Dan Driessen, L (1, 3) OBP: 0.500, SLG: 0.250	F8			6-3		CS BB		F8			SH5-4 E / 1B 1B	4	1	1	0	1	0	1
Johnny Bench, R (1, 2) OBP: 0.283, SLG: 0.243		6-3			5-3	F7 1-2		F7			E5 SH5-4 / 1B 1-2	5	1	0	0	0	0	2
Mike Lum, L (1, 7) OBP: 0.333, SLG: 0.571		G4-3 / 1B			HR	3-1		K			SH5-4 1-2 2-3	4	1	2	1	0	1	0
Cesar Geronimo, L (1, 8) OBP: 0.404, SLG: 0.610		G4-3 1-2f			K		6-3		4-3		1B IBB	4	0	0	0	1	1	1
Dave Concepcion, R (1, 6) OBP: 0.264, SLG: 0.200			K		FC4 / 1B		F9		F9		CS / 1B 1-3 2-H 3-H	5	0	2	2	0	1	0
Pat Zachry, R (1, 1) OBP: 0.333, SLG: 0.333			1-3		FC4 1-2f		BB BB / 1B		F8		K 1-2	2	0	0	0	0	0	1
Joel Youngblood, R (7, PH) OBP: 0.333, SLG: 0.333												1	0	1	0	0	0	0
Pedro Borbon, R (7, 1) OBP: 0.500, SLG: 0.500												0	0	0	0	0	0	0
Bob Bailey, R (9, PH) OBP: 0.400, SLG: 0.250												1	0	0	0	0	0	0
Rawly Eastwick, R (9, 1)												1	0	0	0	0	1	2
Inning Stats	R: 0 E: 0 K: 1 S: 6 H: 1 LOB: 1 BB: 0 P: 6	R: 0 E: 0 K: 0 S: 3 H: 1 LOB: 0 BB: 0 P: 3	R: 0 E: 0 K: 1 S: 5 H: 0 LOB: 0 BB: 0 P: 5	R: 0 E: 0 K: 0 S: 3 H: 0 LOB: 0 BB: 0 P: 3	R: 1 E: 0 K: 1 S: 7 H: 2 LOB: 1 BB: 0 P: 7	R: 3 E: 0 K: 0 S: 4 H: 2 LOB: 0 BB: 2 P: 12	R: 0 E: 0 K: 1 S: 6 H: 1 LOB: 3 BB: 2 P: 14	R: 0 E: 0 K: 1 S: 5 H: 0 LOB: 0 BB: 0 P: 5	R: 0 E: 0 K: 0 S: 3 H: 0 LOB: 0 BB: 0 P: 3	R: 0 E: 0 K: 1 S: 5 H: 0 LOB: 0 BB: 0 P: 5	R: 2 E: 1 K: 1 S: 7 H: 2 LOB: 2 BB: 1 P: 11	1B: 7 2B: 1 3B: 0 HR: 2 SF: 0 SAC: 1 DP: 2 HBP: 0	WP: 0 PB: 0 SB: 0 CS: 2	PA: 45				

PITCHER	IP	WLS	BF	H	R	ER	SO	BB	IBB	HBP	BLK	WP	HR	S	P	ERA	WHIP
Steve Rogers, R (1, 1) ERA: 4.44	6.2		28	7	4	4	3	3	0	0	0	0	2	31	43	5.40	1.500
Fred Scherman, L (7, 1) ERA: 2.63	3.1		11	0	0	0	3	1	0	0	0	0	0	16	20	0.00	0.300
Don Carrithers, R (11, 1) ERA: 3.52	1.0	L	6	2	2	1	1	0	1	0	0	0	0	7	11	9.00	2.000

PITCHER	IP	WLS	BF	H	R	ER	SO	BB	IBB	HBP	BLK	WP	HR	S	P	ERA	WHIP

Cincinnati Reds @ Montreal Expos

Jarry Park, Montreal, QB

Sat Apr 24 1976, 3:33 AM EST

Att. 11,190 - Unknown

TOP

livebaseballscorecards.com

AB	39
R	6
H	9
RBI	6
BB	5
SO	7
LOB	10

Cincinnati Reds @ Montreal Expos

Jarry Park, Montreal, QB

Sat Apr 24 1976, 3:33 AM EST

Att. 11,190 - Unknown

livebaseballscorecards.com

Batter	1	2	3	4	5	6	7	8	9	10	11	AB	R	H	RBI	BB	SO	LOB
Jerry White, S (1, 8) OBP: 0.385, SLG: 0.429	BBBB 4-0 G3 1B G3 BB		x 0-0 5-3 ①		x 0-0 F7 ③		x 0-0 6-3 ②			x 0-0 F3 ②		4	1	0	0	1	0	0
Jim Dwyer, L (1, 7) OBP: 0.227, SLG: 0.364	x 0-0 G3 ① 1-2		x 0-0 F3 ②			x 0-0 FC6-4 BB 1B 1B	x 0-0 G3 ③			SSS 0-3 K ③		5	1	1	0	0	1	1
Mike Jorgensen, L (1, 3) OBP: 0.321, SLG: 0.500	x 0-0 G3 ② 2-3		x 0-0 F9 ③			x 0-0 P6 ①		x 0-0 F7 ①			SSS 0-3 K ①	5	0	0	0	0	1	2
Gary Carter, R (1, 2) OBP: 0.360, SLG: 0.391 Pepe Mangual, R (8, PR) OBP: 0.429, SLG: 0.353 Barry Foote, R (9, 2) OBP: 0.174, SLG: 0.217	x 0-0 3-H 1B			x 0-0 G3 PB SF8 1B		BBBB 4-0 1-2 FC6-4 BB		x 0-0 CS 1B			x 0-0 F9 ②	3 0 1	1 0 0	3 0 0	1 0 0	1 0 0	0 0 0	0 0 0
Larry Parrish, R (1, 5) OBP: 0.235, SLG: 0.240	SSS 0-3 K ③			x 0-0 G3 ① 1-3		x 0-0 FC6-4 ② 1-2f 2-3 1B		x 0-0 5-3 ② ③ 1-2			x 0-0 F2 ③	5	0	0	0	0	1	5
Pete Mackanin, R (1, 4) OBP: 0.255, SLG: 0.349		x 0-0 1B		x 0-0 SF8 ② 3-H		x 0-0 1-2 3-H 1B			x 0-0 1-3 ①			3	0	2	2	0	0	0
Tim Foli, R (1, 6) OBP: 0.310, SLG: 0.585		x 0-0 F7 ①		x 0-0 P6 ③		x 0-0 F7 ③			x 0-0 4-3 ②			4	0	0	0	0	0	3
Ellis Valentine, R (1, 9) OBP: 0.154, SLG: 0.385		SSS 0-3 K ②			x 0-0 6-3 ①		x 0-0 HR		x 0-0 F2 ③			4	1	1	1	0	1	1
Steve Rogers, R (1, 1) Fred Scherman, L (7, 1) OBP: 0.333, SLG: 0.333 Larry Biittner, L (10, PH) OBP: 0.158, SLG: 0.158 Don Carrithers, R (11, 1)		x 0-0 6-3 ③			x 0-0 6-3 ②		x 0-0 5-3 ①			x 0-0 4-3 ①		2 1 1 0	0 0 0 0	0 0 0 0	0 0 0 0	0 0 0 0	0 0 0 0	1 0 0 0
Inning Stats	R: 1 E: 0 K: 1 S: 6 H: 1 LOB: 1 BB: 0 P: 10	R: 0 E: 0 K: 1 S: 6 H: 1 LOB: 1 BB: 0 P: 6	R: 0 E: 0 K: 0 S: 3 H: 0 LOB: 0 BB: 0 P: 3	R: 1 E: 0 K: 0 S: 4 H: 1 LOB: 0 BB: 0 P: 4	R: 0 E: 0 K: 0 S: 3 H: 0 LOB: 0 BB: 0 P: 3	R: 1 E: 0 K: 0 S: 5 H: 2 LOB: 2 BB: 1 P: 9	R: 1 E: 0 K: 0 S: 4 H: 1 LOB: 0 BB: 0 P: 4	R: 0 E: 0 K: 0 S: 3 H: 1 LOB: 1 BB: 0 P: 3	R: 0 E: 0 K: 0 S: 3 H: 0 LOB: 0 BB: 0 P: 3	R: 0 E: 0 K: 1 S: 5 H: 0 LOB: 0 BB: 0 P: 5	R: 0 E: 0 K: 1 S: 5 H: 0 LOB: 0 BB: 0 P: 5	1B: 6 2B: 0 3B: 0 HR: 1	SF: 1 SAC: 0 DP: 0 HBP: 0		WP: 0 PB: 1 SB: 0 CS: 1	PA: 41		

PITCHER		IP	WLS	BF	H	R	ER	SO	BB	IBB	HBP	BLK	WP	HR	S	P	ERA	WHIP
Pat Zachry, R ERA: 1.42	(1, 1)	6.0		25	5	3	2	2	2	0	0	0	0	0	27	35	3.00	1.167
Pedro Borbon, R ERA: 5.4	(7, 1)	2.0		7	2	1	1	0	0	0	0	0	0	1	7	7	4.50	1.000
Rawly Eastwick, R ERA: 1.46	(9, 1)	3.0	W	9	0	0	0	2	0	0	0	0	0	0	13	13	0.00	0.000

PITCHER	IP	WLS	BF	H	R	ER	SO	BB	IBB	HBP	BLK	WP	HR	S	P	ERA	WHIP

AB	38
R	4
H	7
RBI	4
BB	2
SO	4
LOB	13

Batter	1	2	3	4	5	6	7	8	9	AB	R	H	RBI	BB	SO	LOB
Pete Rose, S (1, 5) OBP: 0.540, SLG: 0.611	G3		2B 1B		2B 2B		1B 2B	F6-3		4	3	3	0	0	0	0
Doug Flynn, R (7, 4)										1	0	0	0	0	0	0
Ken Griffey, L (1, 9) OBP: 0.448, SLG: 0.604	1B		P6		2-H 1B 2B		2-H 1B 1B		BBBB FC1-6 BB	4	1	3	2	1	0	1
Joe Morgan, L (1, 4) OBP: 0.500, SLG: 0.674	F2		1-H 2B		P2		L9		FC1-6 1-2f	4	0	1	1	0	0	3
Pat Darcy, L (7, 1) OBP: 0.400, SLG: 0.400										1	0	0	0	0	0	1
Tony Perez, R (1, 3) OBP: 0.333, SLG: 0.349	F3		F9		SSS K		1-3 BB 1B		F7	4	0	1	0	0	1	3
Dan Driessen, L (9, PH) OBP: 0.462, SLG: 0.222										1	0	0	0	0	0	1
(9, 3)																
Johnny Bench, R (1, 2) OBP: 0.320, SLG: 0.350		HR		F6	2-H 1B		BBBB 1-2 BB		SSS K	3	1	2	2	1	0	0
Bill Plummer, R (9, PH) OBP: 0.300, SLG: 0.333										1	0	0	0	0	1	1
Joel Youngblood, R (9, 2) OBP: 0.333, SLG: 0.333										0	0	0	0	0	0	0
Mike Lum, L (1, 7) OBP: 0.263, SLG: 0.444		P4		P5	2-3		F9			4	0	0	0	0	0	4
Cesar Geronimo, L (1, 8) OBP: 0.392, SLG: 0.568		L4		BBBB 4-0 HR BB		1-3	4-3			3	1	0	0	1	0	3
Dave Concepcion, R (1, 6) OBP: 0.263, SLG: 0.265		F8		1-H HR		4-3		5-3		4	1	1	2	0	0	0
Don Gullett, R (1, 1)			P3	F8		1-3		6-3		3	0	0	0	0	0	0
Bob Bailey, R (7, 5) OBP: 0.333, SLG: 0.200										1	0	0	0	0	0	0
Inning Stats	R: 0 E: 0 K: 0 S: 4 H: 1 LOB: 1 BB: 0 P: 4	R: 1 E: 0 K: 0 S: 4 H: 1 LOB: 0 BB: 0 P: 4	R: 1 E: 0 K: 0 S: 5 H: 2 LOB: 1 BB: 0 P: 5	R: 2 E: 0 K: 0 S: 4 H: 1 LOB: 0 BB: 1 P: 8	R: 2 E: 0 K: 1 S: 8 H: 3 LOB: 1 BB: 0 P: 8	R: 0 E: 0 K: 0 S: 3 H: 0 LOB: 0 BB: 0 P: 3	R: 1 E: 0 K: 0 S: 6 H: 3 LOB: 3 BB: 1 P: 10	R: 0 E: 0 K: 0 S: 3 H: 0 LOB: 0 BB: 0 P: 3	R: 0 E: 0 K: 1 S: 5 H: 0 LOB: 1 BB: 1 P: 9	1B: 5 2B: 4 3B: 0 HR: 2 SF: 0 SAC: 0 DP: 0 HBP: 0						

PITCHER		IP	WLS	BF	H	R	ER	SO	BB	IBB	HBP	BLK	WP	HR	S	P	ERA	WHIP
Steve Renko, R ERA: 9.82	(1, 1)	5.0	L	24	8	6	6	1	1	0	0	0	0	2	25	29	10.80	1.800
Don Stanhouse, R ERA: 3.0	(6, 1)	2.0		10	3	1	1	0	1	0	0	0	0	0	9	13	4.50	2.000
Dale Murray, R ERA: 2.0	(8, 1)	2.0		7	0	0	0	1	1	0	0	0	0	0	8	12	0.00	0.500

PITCHER	IP	WLS	BF	H	R	ER	SO	BB	IBB	HBP	BLK	WP	HR	S	P	ERA	WHIP

TOP

Cincinnati Reds @ Montreal Expos

Jarry Park, Montreal, QB

Sun Apr 25 1976, 3:33 AM EDT

Att. 8,095 - Unknown

livebaseballscorecards.com

AB	38
R	7
H	11
RBI	7
BB	3
SO	2
LOB	17

Cincinnati Reds @ Montreal Expos

Jarry Park, Montreal, QB

Sun Apr 25 1976, 3:33 AM EDT

Att. 8,095 - Unknown

livebaseballscorecards.com

BOTTOM

Batter	1	2	3	4	5	6	7	8	9	AB	R	H	RBI	BB	SO	LOB
Pepe Mangual, R (1, 7) OBP: 0.360, SLG: 0.286	F8		F8		L4-3 1-2			F9		4	0	0	0	0	0	1
Jerry White, S (1, 8) OBP: 0.419, SLG: 0.474	2B		BB B B B			6-3		1B		3	0	2	0	1	0	0
Gary Carter, R (1, 2) OBP: 0.333, SLG: 0.360	6-3		F2			F2		F2		4	0	0	0	0	0	3
Larry Parrish, R (1, 5) OBP: 0.236, SLG: 0.259	6-3			F2		2B		F8		4	0	1	0	0	0	2
Pete Mackanin, R (1, 4) OBP: 0.255, SLG: 0.362		5-3		WP 2B		F9			F7	4	0	1	0	0	0	1
Ellis Valentine, R (1, 9) OBP: 0.235, SLG: 0.412		FC6-4 1B		5-3 2-3			F8		WP 1B	4	0	2	0	0	0	1
Barry Foote, R (1, 3) OBP: 0.148, SLG: 0.185		F8		F7			K S S S		6-3 1-2	4	0	0	0	0	1	3
Pepe Frias, R (1, 6) OBP: 0.333, SLG: 0.500		FC6-4 1-2f			L4-3 1B		E6		1-3	3	0	1	0	0	0	1
Larry Biittner, L (9, PH) OBP: 0.150, SLG: 0.150										1	0	0	0	0	0	1
Steve Renko, R (1, 1) OBP: 0.500, SLG: 0.500			K S S S		F7		F4-3			1	0	0	0	0	1	0
Bombo Rivera, R (5, PH) OBP: 0.357, SLG: 0.417										1	0	0	0	0	0	1
Don Stanhouse, R (6, 1)										0	0	0	0	0	0	0
Jose Morales, R (7, PH)										1	0	0	0	0	0	1
Dale Murray, R (8, 1)										0	0	0	0	0	0	0
Inning Stats	R: 0 E: 0 K: 0 S: 4 H: 1 LOB: 1 BB: 0 P: 4	R: 0 E: 0 K: 0 S: 4 H: 1 LOB: 1 BB: 0 P: 4	R: 0 E: 0 K: 1 S: 5 H: 0 LOB: 1 BB: 1 P: 9	R: 0 E: 0 K: 0 S: 4 H: 1 LOB: 1 BB: 0 P: 4	R: 0 E: 0 K: 0 S: 3 H: 1 LOB: 0 BB: 0 P: 3	R: 0 E: 0 K: 0 S: 4 H: 1 LOB: 1 BB: 0 P: 4	R: 0 E: 1 K: 1 S: 6 H: 0 LOB: 1 BB: 0 P: 6	R: 0 E: 0 K: 0 S: 4 H: 1 LOB: 1 BB: 0 P: 4	R: 0 E: 0 K: 0 S: 4 H: 1 LOB: 1 BB: 0 P: 4	1B: 4 2B: 4 3B: 0 HR: 0 SF: 0 SAC: 0 DP: 1 HBP: 0						

	AB	34
	R	0
	H	7
	RBI	0
	BB	1
	SO	2
	LOB	15

		WP: 2	PA: 35
		PB: 0	
		SB: 0	
		CS: 0	

PITCHER		IP	WLS	BF	H	R	ER	SO	BB	IBB	HBP	BLK	WP	HR	S	P	ERA	WHIP
Don Gullett, L ERA:	(1, 1)	6.0	W	23	5	0	0	1	1	0	0	0	1	0	24	28	0.00	1.000
Pat Darcy, R ERA: 4.4	(7, 1)	3.0	S	12	2	0	0	1	0	0	0	0	1	0	14	14	0.00	0.667

PITCHER	IP	WLS	BF	H	R	ER	SO	BB	IBB	HBP	BLK	WP	HR	S	P	ERA	WHIP

Batter	1	2	3	4	5	6	7	8	9	AB	R	H	RBI	BB	SO	LOB
Larry Milbourne, S (1, 4) OBP: 0.355, SLG: 0.309	F3	BB			F8		G4-6-3 HBP 1B		K	4	1	1	0	1	1	0
Enos Cabell, R (1, 5) OBP: 0.372, SLG: 0.432	2B	1-H 1B			6-3		1-2 G4-6-3 HBP		2B	3	1	2	1	0	0	0
Art Howe, R (7, PR) (7, 5) OBP: 0.400, SLG: 0.500										1	0	1	0	0	0	0
Cesar Cedeno, R (1, 8) OBP: 0.351, SLG: 0.638	F7	F9			1B		1-2f 2-3 G4-6-3		F7	5	0	1	0	0	0	5
Bob Watson, R (1, 3) OBP: 0.421, SLG: 0.365	2-H HBP HR 1B		6-3		F9		K			4	1	1	1	0	1	3
Cliff Johnson, R (1, 2) OBP: 0.339, SLG: 0.354	1-2 HR HBP		F9			G1-6-3 1B 1B		6-3		3	2	1	0	0	0	0
Leon Roberts, R (1, 7) OBP: 0.344, SLG: 0.517	1-H 2-H HR		F8			1-2 G1-6-3		4-3		4	1	2	3	0	0	0
Wilbur Howard, S (1, 9) OBP: 0.173, SLG: 0.143	K			F8		1-2f 2-3 G1-6-3		1B		4	0	1	0	0	1	2
Roger Metzger, S (1, 6) OBP: 0.286, SLG: 0.286		5-3		K		3-H 1B		F5		4	0	1	1	0	1	1
J.R. Richard, R (1, 1) Ken Forsch, R (9, 1)		F9		K		F9			5-3	4 0	0 0	0 0	0 0	0 0	1 0	1 0
Inning Stats	R: 4 H: 3 E: 0 LOB: 0 K: 1 BB: 0 S: 8 P: 9	R: 1 H: 1 E: 0 LOB: 1 K: 0 BB: 1 S: 4 P: 8	R: 0 H: 0 E: 0 LOB: 0 K: 0 BB: 0 S: 3 P: 3	R: 0 H: 0 E: 0 LOB: 0 K: 2 BB: 0 S: 7 P: 7	R: 0 H: 1 E: 0 LOB: 1 K: 0 BB: 0 S: 4 P: 4	R: 1 H: 3 E: 0 LOB: 2 K: 0 BB: 0 S: 5 P: 5	R: 0 H: 1 E: 0 LOB: 1 K: 1 BB: 0 S: 5 P: 6	R: 0 H: 1 E: 0 LOB: 1 K: 0 BB: 0 S: 4 P: 4	R: 0 H: 1 E: 0 LOB: 1 K: 1 BB: 0 S: 6 P: 6	1B: 8 SF: 0 2B: 2 SAC: 0 3B: 0 DP: 2 HR: 1 HBP: 2				WP: 0 PA: 39 PB: 0 SB: 1 CS: 0		

TOP

Houston Astros @ Montreal Expos

Jarry Park, Montreal, QB

Wed Apr 28 1976, 3:33 AM EDT

Unknown - 54 F

livebaseballscorecards.com

AB	36
R	6
H	11
RBI	6
BB	1
SO	5
LOB	12

PITCHER	IP	WLS	BF	H	R	ER	SO	BB	IBB	HBP	BLK	WP	HR	S	P	ERA	WHIP
Woodie Fryman, L (1, 1) ERA: 4.37	5.0	L	22	5	5	4	3	1	0	1	0	0	1	26	31	7.20	1.200
Don Stanhouse, R (6, 1) ERA: 3.0	3.0		13	5	1	1	1	0	0	1	0	0	0	14	15	3.00	1.667
Wayne Granger, R (9, 1) ERA: 1.54	1.0		4	1	0	0	1	0	0	0	0	0	0	6	6	0.00	1.000

PITCHER	IP	WLS	BF	H	R	ER	SO	BB	IBB	HBP	BLK	WP	HR	S	P	ERA	WHIP

Batter	1	2	3	4	5	6	7	8	9	AB	R	H	RBI	BB	SO	LOB
Jerry White, S (1, 8) OBP: 0.375, SLG: 0.419	F4		F9			F5		F9	F9	5	0	0	0	0	0	2
Jim Dwyer, L (1, 7) OBP: 0.296, SLG: 0.385	BB		F9			BB 1B		F8	E 2-H 1B	4	0	2	1	1	0	1
Mike Jorgensen, L (1, 3) OBP: 0.310, SLG: 0.472	F8			4-3		F9		WP 1-2 1B	E5 1-3	5	0	1	0	0	0	3
Gary Carter, R (1, 2) OBP: 0.339, SLG: 0.340	K			L6-4 1B BB		1-2 BB		F8 1-2 2-3	F8	3	0	0	0	2	1	5
Larry Parrish, R (1, 5) OBP: 0.271, SLG: 0.281		1-3 1B		1-2 1B		F7			1-3 1B BB	3	1	2	0	1	0	2
Pete Mackanin, R (1, 4) OBP: 0.255, SLG: 0.353		1-3 1-2		L6-4 2-3			F2		1-3 1-2 1B	4	1	1	0	0	0	3
Tim Foli, R (1, 6) OBP: 0.283, SLG: 0.533		K			1-4-3		6-3		1-3 1-2 2-3	4	0	0	0	0	1	3
Ellis Valentine, R (1, 9) OBP: 0.238, SLG: 0.381		L3			4-3		5-3		2B 2-H 3-H 1B	4	1	1	2	0	0	1
Woodie Fryman, R (1, 1) OBP: 0.143, SLG: 0.143			K		6-3			WP 1B BB	2B 1-H 1B	1	0	0	0	0	1	0
Larry Bittner, L (5, PH) OBP: 0.143, SLG: 0.143										1	0	0	0	0	0	0
Don Stanhouse, R (6, 1)										0	0	0	0	0	0	0
Nate Colbert, R (8, PH) OBP: 0.389, SLG: 0.533										0	0	0	0	1	0	0
Wayne Granger, R (9, 1)										0	0	0	0	0	0	0
Jose Morales, R (9, PH) OBP: 0.167, SLG: 0.333										1	1	1	1	0	0	0
Inning Stats	R: 0 E: 0 K: 1 S: 5 H: 0 LOB: 1 BB: 1 P: 9	R: 0 E: 0 K: 1 S: 6 H: 1 LOB: 1 BB: 0 P: 6	R: 0 E: 0 K: 1 S: 5 H: 0 LOB: 0 BB: 0 P: 5	R: 0 E: 0 K: 0 S: 3 H: 1 LOB: 1 BB: 1 P: 7	R: 0 E: 0 K: 0 S: 3 H: 0 LOB: 0 BB: 0 P: 3	R: 0 E: 0 K: 0 S: 4 H: 1 LOB: 2 BB: 1 P: 8	R: 0 E: 0 K: 0 S: 3 H: 0 LOB: 0 BB: 0 P: 3	R: 0 E: 0 K: 0 S: 4 H: 1 LOB: 2 BB: 1 P: 8	R: 4 E: 1 K: 0 S: 8 H: 4 LOB: 2 BB: 1 P: 12	1B: 7 2B: 2 3B: 0 HR: 0	SF: 0 SAC: 0 DP: 1 HBP: 0						

PITCHER		IP	WLS	BF	H	R	ER	SO	BB	IBB	HBP	BLK	WP	HR	S	P	ERA	WHIP
J.R. Richard, R ERA: 2.75	(1, 1)	8.1	W	35	6	3	3	3	5	0	0	0	1	0	36	56	3.24	1.320
Ken Forsch, R ERA: 1.06	(9, 1)	0.2		5	2	1	1	0	0	0	0	0	0	0	5	5	13.50	3.000

PITCHER	IP	WLS	BF	H	R	ER	SO	BB	IBB	HBP	BLK	WP	HR	S	P	ERA	WHIP

BOTTOM

Houston Astros @ Montreal Expos

Jarry Park, Montreal, QB

Wed Apr 28 1976, 3:33 AM EDT

Unknown - 54 F

livebaseballscorecards.com

AB	35
R	4
H	8
RBI	4
BB	5
SO	3
LOB	20

WP: 1 PB: 0 SB: 0 CS: 0 PA: 40

Houston Astros @ Montreal Expos

Jarry Park, Montreal, QB

Wed Apr 28 1976, 3:38 AM EDT

Att. 5,330 - Unknown

TOP

livebaseballscorecards.com

Batter	1	2	3	4	5	6	7	8	9	AB	R	H	RBI	BB	SO	LOB
Larry Milbourne, S (1, 4) OBP: 0.363, SLG: 0.300	F9		BB		SH1-3 (1-2)	FC3-2 (1B; S; 1-2, 2-3, 3-Hf)		BB (FC5-4; 1-2)		2	1	0	0	2	0	3
Enos Cabell, R (1, 5) OBP: 0.361, SLG: 0.418	F9		5-3		6-3	WP, S (1-3, 2-H, 3-H) 1B		FC5-4 (S; 1-2f, 2-3)		5	0	1	2	0	0	5
Cesar Cedeno, R (1, 8) OBP: 0.354, SLG: 0.616	K			BB, S (SF8) 1B	F8	BB (WP; 1-2, 3-H)		6-3 (1-2)		4	1	1	0	1	1	3
Bob Watson, R (1, 3) OBP: 0.407, SLG: 0.353		F7		F9 (1-2)		FC5-4 (1B) 1B; F4 (1-2, 2-3)			K	5	1	1	0	0	1	3
Cliff Johnson, R (1, 2) OBP: 0.350, SLG: 0.353		F3		SF8, BB (1B) BB		FC5-4 (1-2) 1B	K		4-3 BB	3	1	1	0	1	1	0
Skip Jutze, R (7, 2) OBP: 0.111, SLG: 0.059										0	0	0	0	1	0	0
Jose Cruz, L (1, 7) OBP: 0.250, SLG: 0.208		G3		1B (1-2, 2-3) BB		FC5-4 (BB, 1B; 1-2f, 2-3) 1B	6-3		4-3 (1-2)	1	0	0	0	1	0	0
Leon Roberts, R (6, PH) OBP: 0.333, SLG: 0.500										1	1	0	0	0	0	2
Tom Griffin, R (6, 1)										1	0	0	0	0	0	0
Ken Forsch, R (7, 1)										0	0	0	0	0	0	0
Mike Barlow, L (8, 1)										1	0	0	0	0	0	1
Greg Gross, L (1, 9) OBP: 0.328, SLG: 0.327			F7	SF8 (2-3, 3-H)		1B, BB; FC3-2 (1-2, 3-H) 1B	K	4-3		4	0	1	2	0	1	1
Roger Metzger, S (1, 6) OBP: 0.313, SLG: 0.322			WP (2B); 0-0 (1-3, 3-H) 1B			FC3-2, 1B (1-2, 2-3) BB		F8		3	1	2	1	1	0	0
Mike Cosgrove, L (1, 1) OBP: 0.333, SLG: 0.200			K2-3 (2-3)		SH1-3 BB	FC3-2 (1B; 1-2, 2-3, 3-H) 1B		FC5-4, BB (1B)		1	0	0	0	1	1	1
Wilbur Howard, S (6, PH) OBP: 0.204, SLG: 0.176										2	1	2	1	0	0	0
(6, 7)																

	AB	33
	R	7
	H	9
	RBI	6
	BB	8
	SO	5
	LOB	19

Inning Stats																		
	R: 0	H: 0	R: 0	H: 0	R: 0	H: 1	R: 2	H: 2	R: 0	H: 0	R: 5	H: 5	R: 0	H: 0	R: 0	H: 1	R: 0	H: 0
	E: 0	LOB: 0	E: 0	LOB: 0	E: 0	LOB: 2	E: 0	LOB: 2	E: 0	LOB: 1	E: 0	LOB: 2	E: 0	LOB: 0	E: 0	LOB: 2	E: 0	LOB: 1
	K: 1	BB: 0	K: 0	BB: 0	K: 1	BB: 1	K: 0	BB: 2	K: 0	BB: 1	K: 0	BB: 2	K: 2	BB: 0	K: 0	BB: 1	K: 1	BB: 1
	S: 5	P: 5	S: 3	P: 3	S: 6	P: 10	S: 4	P: 12	S: 3	P: 7	S: 8	P: 16	S: 7	P: 7	S: 4	P: 8	S: 5	P: 9

	1B: 8	SF: 1	WP: 2	PA: 43
	2B: 1	SAC: 1	PB: 0	
	3B: 0	DP: 0	SB: 4	
	HR: 0	HBP: 0	CS: 0	

PITCHER		IP	WLS	BF	H	R	ER	SO	BB	IBB	HBP	BLK	WP	HR	S	P	ERA	WHIP
Clay Kirby, R ERA: 5.4	(1, 1)	5.0		23	5	4	4	2	4	0	0	0	1	0	23	39	7.20	1.800
Fred Scherman, L ERA: 4.5	(6, 1)	0.1		4	2	0	0	0	1	0	0	0	0	0	3	7	0.00	9.000
Wayne Granger, R ERA: 1.46	(6, 1)	0.2		4	1	3	3	0	1	0	0	0	1	0	3	7	40.50	3.000
Dale Murray, R ERA: 1.8	(7, 1)	1.0		3	0	0	0	2	0	0	0	0	0	0	7	7	0.00	0.000
Don Carrithers, R ERA: 2.79	(8, 1)	2.0	W	9	1	0	0	1	2	0	0	0	0	0	9	17	0.00	1.500

PITCHER		IP	WLS	BF	H	R	ER	SO	BB	IBB	HBP	BLK	WP	HR	S	P	ERA	WHIP

Houston Astros @ Montreal Expos

Jarry Park, Montreal, QB

Wed Apr 28 1976, 3:38 AM EDT

Att. 5,330 - Unknown

BOTTOM

Batter	1	2	3	4	5	6	7	8	9	AB	R	H	RBI	BB	SO	LOB
Pepe Mangual, R (1, 8) (7, 7) OBP: 0.333, SLG: 0.269	F7	E 1B 1-3 2-H 3-H 1B		1-3		K		F4		5	0	1	2	0	1	3
Ellis Valentine, R (1, 9) OBP: 0.231, SLG: 0.346	6-3	E8 1-3 3-H 1B			1-3	G6-4-3 1-2f		F2		5	0	1	1	0	0	3
Larry Parrish, R (1, 5) OBP: 0.266, SLG: 0.262	E4	4-3			F7	BB HR BB			F8	4	1	0	0	1	0	2
Gary Carter, R (1, 7) (7, 2) OBP: 0.359, SLG: 0.351 Jim Dwyer, L (9, PR) OBP: 0.296, SLG: 0.385	5-3		F8		E 1B	1-2 HR BB			BB 1B 1B	4 0	1 1	2 0	0 0	1 0	0 0	1 0
Nate Colbert, R (1, 3) OBP: 0.435, SLG: 0.684	5-3	S 1B			E3 1-2	1-H 2-H HR			BB 1B 1-2 1B BB	4	2	2	3	1	0	1
Pete Mackanin, R (1, 4) OBP: 0.267, SLG: 0.357	BB 1B 1B 1B	F7 1-2			1-3	6-3			1B BB 1-2 2-H 1B	5	1	2	1	0	0	3
Tim Foli, R (1, 6) OBP: 0.314, SLG: 0.531	BB 1-2 1B 1B	4-3				BB 1B 1B	F5		1B 1-2 2-3 BB	4	1	2	0	1	0	1
Barry Foote, R (1, 2) OBP: 0.167, SLG: 0.200 Dale Murray, R (7, 1) Mike Jorgensen, L (7, PH) OBP: 0.305, SLG: 0.463 Don Carrithers, R (8, 1) Jose Morales, R (9, PH) OBP: 0.286, SLG: 0.429	F7			F7		BB 1-2 1B	F7		1-2 2-3 3-H 1B	3 0 1 0 1	0 0 0 0 0	1 0 0 0 1	0 0 0 0 1	0 0 0 0 0	0 0 0 0 0	2 0 0 0 0
Clay Kirby, R (1, 1) OBP: 0.500, SLG: 0.667 Fred Scherman, L (6, 1) OBP: 0.333, SLG: 0.333 Wayne Granger, R (6, 1) Jerry White, S (6, PH) OBP: 0.380, SLG: 0.409 (7, 8)	1B 1-2 2-3 1B BB			L3		G6-4-3 1-2 2-3 BB		G3		1 0 0 1	1 0 0 0	0 0 0 0	0 0 0 1	1 0 0 0	0 0 0 0	0 0 0 0
Inning Stats	R: 0 E: 1 K: 0 S: 4 H: 0 LOB: 1 BB: 0 P: 4	R: 3 E: 1 K: 0 S: 7 H: 4 LOB: 2 BB: 1 P: 11	R: 0 E: 0 K: 0 S: 4 H: 1 LOB: 1 BB: 0 P: 4	R: 0 E: 0 K: 0 S: 3 H: 0 LOB: 0 BB: 0 P: 3	R: 0 E: 1 K: 0 S: 5 H: 1 LOB: 2 BB: 0 P: 5	R: 0 E: 0 K: 1 S: 6 H: 2 LOB: 2 BB: 1 P: 10	R: 3 E: 0 K: 0 S: 4 H: 1 LOB: 0 BB: 2 P: 12	R: 0 E: 0 K: 0 S: 3 H: 0 LOB: 0 BB: 0 P: 3	R: 2 E: 0 K: 0 S: 4 H: 3 LOB: 3 BB: 2 P: 12	1B: 11 2B: 0 3B: 0 HR: 1 SF: 0 SAC: 0 DP: 1 HBP: 0						

livebaseballscorecards.com

AB	38
R	8
H	12
RBI	8
BB	6
SO	1
LOB	16

WP: 0 PA: 44
PB: 0
SB: 1
CS: 0

PITCHER		IP	WLS	BF	H	R	ER	SO	BB	IBB	HBP	BLK	WP	HR	S	P	ERA	WHIP
Mike Cosgrove, L ERA: 2.74	(1, 1)	5.0		24	6	3	3	0	1	0	0	0	0	0	23	27	5.40	1.400
Tom Griffin, R ERA: 5.14	(6, 1)	1.0		8	3	3	3	1	3	0	0	0	0	1	7	19	27.00	6.000
Ken Forsch, R ERA: 1.0	(7, 1)	1.0		3	0	0	0	0	0	0	0	0	0	0	3	3	0.00	0.000
Mike Barlow, R ERA: 4.5	(8, 1)	1.1	L	9	3	2	2	0	2	0	0	0	0	0	7	15	13.50	3.750

PITCHER	IP	WLS	BF	H	R	ER	SO	BB	IBB	HBP	BLK	WP	HR	S	P	ERA	WHIP

Batter	1	2	3	4	5	6	7	8	9	AB	R	H	RBI	BB	SO	LOB
Larry Milbourne, S (1, 4) OBP: 0.365, SLG: 0.307	1-3		1B		FC6-2 1-2f 3-H			4-3 1-2 1B	F7	5	1	2	0	0	0	3
Enos Cabell, R (1, 5) OBP: 0.345, SLG: 0.398	1-3		K			F9		4-3 1-2		4	0	0	0	0	1	2
Cesar Cedeno, R (1, 8) OBP: 0.361, SLG: 0.610	1-3			S 1B		F8		2B 2-H 1B		4	1	2	1	0	0	0
Bob Watson, R (1, 3) OBP: 0.400, SLG: 0.361		6-3		F8 1-2		K		1-H 2B		4	0	1	1	0	1	1
Cliff Johnson, R (1, 2) OBP: 0.328, SLG: 0.327		5-3		F3			F4	K		4	0	0	0	0	1	3
Jose Cruz, L (1, 7) OBP: 0.281, SLG: 0.222		1B		K			4-3		WP 2B BB	3	1	1	0	1	1	1
Greg Gross, L (1, 9) OBP: 0.338, SLG: 0.356		K			4-3 FC6-2 2B		1B		4-3 1-2	4	0	2	0	0	1	2
Roger Metzger, S (1, 6) OBP: 0.310, SLG: 0.333			5-3		4-3 2-3		4-3		2B 2-H	4	0	1	1	0	0	2
Larry Dierker, R (1, 1)			4-3		FC FC6-2			CS 1B	F2	2	0	0	0	0	0	1
Ken Boswell, L (8, PH) OBP: 0.308, SLG: 0.385										1	0	1	0	0	0	0
Wilbur Howard, S (8, PR) OBP: 0.204, SLG: 0.176										0	0	0	0	0	0	0
Larry Hardy, R (8, 1)										1	0	0	0	0	0	1
Inning Stats	R: 0 E: 0 K: 0 S: 3 H: 0 LOB: 0 BB: 0 P: 3	R: 0 E: 0 K: 1 S: 6 H: 1 LOB: 1 BB: 0 P: 6	R: 0 E: 0 K: 1 S: 6 H: 1 LOB: 1 BB: 0 P: 6	R: 0 E: 0 K: 1 S: 6 H: 1 LOB: 1 BB: 0 P: 6	R: 0 E: 0 K: 0 S: 4 H: 1 LOB: 2 BB: 0 P: 4	R: 0 E: 0 K: 1 S: 5 H: 0 LOB: 0 BB: 0 P: 5	R: 0 E: 0 K: 0 S: 4 H: 1 LOB: 1 BB: 0 P: 4	R: 2 E: 0 K: 1 S: 8 H: 4 LOB: 2 BB: 0 P: 8	R: 1 E: 0 K: 0 S: 4 H: 1 LOB: 1 BB: 1 P: 8	1B: 7 2B: 3 3B: 0 HR: 0 SF: 0 SAC: 0 DP: 0 HBP: 0						

PITCHER		IP	WLS	BF	H	R	ER	SO	BB	IBB	HBP	BLK	WP	HR	S	P	ERA	WHIP
Steve Rogers, R ERA: 3.74	(1, 1)	7.1		28	7	1	1	4	0	0	0	0	0	0	36	36	1.23	0.955
Dale Murray, R ERA: 2.61	(8, 1)	0.1	L	3	2	1	1	0	0	0	0	0	0	0	3	3	27.00	6.000
Wayne Granger, R ERA: 1.42	(8, 1)	0.1		1	0	0	0	1	0	0	0	0	0	0	3	3	0.00	0.000
Fred Scherman, L ERA: 4.8	(9, 1)	1.0		5	1	1	1	0	1	0	0	0	1	0	4	8	9.00	2.000

PITCHER	IP	WLS	BF	H	R	ER	SO	BB	IBB	HBP	BLK	WP	HR	S	P	ERA	WHIP

TOP

Houston Astros @ Montreal Expos

Jarry Park, Montreal, QB

Thu Apr 29 1976, 3:33 AM EDT

Att. 5,873 - Unknown - 61 F

livebaseballscorecards.com

AB	36
R	3
H	10
RBI	3
BB	1
SO	5
LOB	16

Batter	1	2	3	4	5	6	7	8	9	AB	R	H	RBI	BB	SO	LOB
Jerry White, S (1, 8) OBP: 0.352, SLG: 0.375	5-3		F6			L5			F8	4	0	0	0	0	0	0
Nate Colbert, R (1, 7) OBP: 0.407, SLG: 0.652	2B		F4			K			K	4	0	1	0	0	2	0
Mike Jorgensen, L (1, 3) OBP: 0.286, SLG: 0.431	F7			4-3		F4			F3	4	0	0	0	0	0	1
Gary Carter, R (1, 2) OBP: 0.358, SLG: 0.350	F7			G6-4-3 1B			L7			3	0	1	0	0	0	1
Larry Parrish, R (1, 5) OBP: 0.254, SLG: 0.250		5-3		G6-4-3 1-2f			L4			3	0	0	0	0	0	1
Pete Mackanin, R (1, 4) OBP: 0.270, SLG: 0.356		WP S SF7 1B			F7		F6			3	1	1	0	0	0	0
Tim Foli, R (1, 6) OBP: 0.315, SLG: 0.520		SF7 1-H			BB			6-3		1	0	0	1	1	0	0
Ellis Valentine, R (1, 9) OBP: 0.207, SLG: 0.310		6-3			K			F2		3	0	0	0	0	1	1
Steve Rogers, R (1, 1)			6-3		F8			L9		2	0	0	0	0	0	1
Dale Murray, R (8, 1)										0	0	0	0	0	0	0
Wayne Granger, R (8, 1)										0	0	0	0	0	0	0
Jim Dwyer, L (8, PH) OBP: 0.286, SLG: 0.370										1	0	0	0	0	0	0
Fred Scherman, L (9, 1) OBP: 0.333, SLG: 0.333										0	0	0	0	0	0	0
Inning Stats	R: 0 E: 0 K: 0 S: 4 H: 1 LOB: 1 BB: 0 P: 4	R: 1 E: 0 K: 0 S: 4 H: 1 LOB: 0 BB: 0 P: 4	R: 0 E: 0 K: 0 S: 3 H: 0 LOB: 0 BB: 0 P: 3	R: 0 E: 0 K: 0 S: 3 H: 1 LOB: 0 BB: 0 P: 3	R: 0 E: 0 K: 1 S: 5 H: 0 LOB: 1 BB: 1 P: 9	R: 0 E: 0 K: 1 S: 5 H: 0 LOB: 0 BB: 0 P: 5	R: 0 E: 0 K: 0 S: 3 H: 0 LOB: 0 BB: 0 P: 3	R: 0 E: 0 K: 0 S: 3 H: 0 LOB: 0 BB: 0 P: 3	R: 0 E: 0 K: 1 S: 5 H: 0 LOB: 0 BB: 0 P: 5	1B: 2 2B: 1 3B: 0 HR: 0 SF: 1 SAC: 0 DP: 1 HBP: 0						

PITCHER		IP	WLS	BF	H	R	ER	SO	BB	IBB	HBP	BLK	WP	HR	S	P	ERA	WHIP
Larry Dierker, R ERA: 4.28	(1, 1)	7.0	W	24	3	1	1	2	1	0	0	0	1	0	27	31	1.29	0.571
Larry Hardy, R ERA: 6.75	(8, 1)	2.0	S	6	0	0	0	1	0	0	0	0	0	0	8	8	0.00	0.000

PITCHER	IP	WLS	BF	H	R	ER	SO	BB	IBB	HBP	BLK	WP	HR	S	P	ERA	WHIP

Houston Astros @ Montreal Expos

Jarry Park, Montreal, QB

Thu Apr 29 1976, 3:33 AM EDT

Att. 5,873 - Unknown - 61 F

BOTTOM

livebaseballscorecards.com

AB	28
R	1
H	3
RBI	1
BB	1
SO	3
LOB	5

WP: 1 PA: 30
PB: 0
SB: 1
CS: 0

Batter	1	2	3	4	5	6	7	8	9	AB	R	H	RBI	BB	SO	LOB
Jerry White, S (1, 8) OBP: 0.345, SLG: 0.385	F9		1B 2B			K		K		4	0	1	0	0	2	0
Larry Biittner, L (1, 7) OBP: 0.160, SLG: 0.160	4-3		2-H 1B			P6			5-3	4	0	1	0	0	0	0
Gary Carter, R (1, 2) OBP: 0.338, SLG: 0.328	K			F7			P6		F8	4	0	0	0	0	1	0
Nate Colbert, R (1, 3) OBP: 0.355, SLG: 0.556		K		F9			P6		K	4	0	0	0	0	2	0
Larry Parrish, R (1, 5) OBP: 0.243, SLG: 0.239		L6		F8			P5			3	0	0	0	0	0	0
Pete Mackanin, R (1, 4) OBP: 0.273, SLG: 0.355		1B			6-3			F8		3	0	1	0	0	0	0
Tim Foli, R (1, 6) OBP: 0.316, SLG: 0.509		K			F8			HR 1B		3	1	1	0	0	1	1
Ellis Valentine, R (1, 9) OBP: 0.219, SLG: 0.406			F9		K			1-H HR		3	1	1	2	0	1	0
Dan Warthen, S (1, 1) Jim Dwyer, L (6, PH) OBP: 0.276, SLG: 0.357 Dale Murray, R (6, 1) Jose Morales, R (8, PH) OBP: 0.250, SLG: 0.375 Wayne Granger, R (8, 1) Fred Scherman, L (8, 1) OBP: 0.333, SLG: 0.333			K			F8		L5		1 1 0 1 0 0	0 0 0 0 0 0	0 0 0 0 0 0	0 0 0 0 0 0	0 0 0 0 0 0	1 0 0 0 0 0	0 0 0 0 0 0
Inning Stats	R: 0 E: 0 K: 1 S: 5 H: 0 LOB: 0 BB: 0 P: 5	R: 0 E: 0 K: 2 S: 8 H: 1 LOB: 1 BB: 0 P: 8	R: 0 E: 0 K: 1 S: 6 H: 2 LOB: 2 BB: 0 P: 6	R: 0 E: 0 K: 0 S: 3 H: 0 LOB: 0 BB: 0 P: 3	R: 0 E: 0 K: 1 S: 5 H: 0 LOB: 0 BB: 0 P: 5	R: 0 E: 0 K: 1 S: 5 H: 0 LOB: 0 BB: 0 P: 5	R: 0 E: 0 K: 0 S: 3 H: 0 LOB: 0 BB: 0 P: 3	R: 2 E: 0 K: 1 S: 7 H: 2 LOB: 0 BB: 0 P: 7	R: 0 E: 0 K: 1 S: 5 H: 0 LOB: 0 BB: 0 P: 5	1B: 3 2B: 1 3B: 0 HR: 1 SF: 0 SAC: 0 DP: 0 HBP: 0						

PITCHER		IP	WLS	BF	H	R	ER	SO	BB	IBB	HBP	BLK	WP	HR	S	P	ERA	WHIP
Gary Nolan, R ERA: 3.34	(1, 1)	8.0	W	28	5	2	2	7	0	0	0	0	0	1	42	42	2.25	0.625
Rawly Eastwick, R ERA: 2.35	(9, 1)	1.0		3	0	0	0	1	0	0	0	0	0	0	5	5	0.00	0.000

PITCHER		IP	WLS	BF	H	R	ER	SO	BB	IBB	HBP	BLK	WP	HR	S	P	ERA	WHIP

TOP

Montreal Expos @ Cincinnati Reds

Riverfront Stadium, Cincinnati, OH

Fri Apr 30 1976, 7:05 PM EDT

Att. 20,166 - Unknown

livebaseballscorecards.com

AB	31
R	2
H	5
RBI	2
BB	0
SO	8
LOB	1

PA: 31

WP: 0
PB: 0
SB: 0
CS: 0

Montreal Expos @ Cincinnati Reds

Riverfront Stadium, Cincinnati, OH

Fri Apr 30 1976, 7:05 PM EDT

Att. 20,166 - Unknown

BOTTOM

Batter	1	2	3	4	5	6	7	8	9	AB	R	H	RBI	BB	SO	LOB
Pete Rose, S (1, 5) OBP: 0.541, SLG: 0.616	6-3	5-3		K		F7		E 1-3 2-H 1B		5	0	1	1	0	1	3
Ken Griffey, L (1, 9) OBP: 0.420, SLG: 0.540	K		BB	K			1-3	E3 2-3 3-H		4	0	0	0	1	2	1
Joe Morgan, L (1, 4) OBP: 0.500, SLG: 0.673	BB		F8	HR 1B			P5	F8		4	1	1	0	1	0	3
Tony Perez, R (1, 3) OBP: 0.300, SLG: 0.355	P6		F8	F7			6-3			4	0	0	0	0	0	3
Johnny Bench, R (1, 2) OBP: 0.406, SLG: 0.600		HR	P6	1-H HR				1B 1B EC5-2 1B		4	2	3	3	0	0	1
George Foster, R (1, 8) OBP: 0.359, SLG: 0.424		BB SH2 1B		F3	BB			FC5-2 1B 1-2 SF7 1B		2	1	1	0	2	0	0
Bob Bailey, R (1, 7) OBP: 0.400, SLG: 0.643 Mike Lum, L (6, 7) OBP: 0.346, SLG: 0.478		F8		1B 2B	4-3			FC5-2 1-2 2-3 1B 1B		3 1	1 1	1 1	0 0	0 0	0 0	2 0
Dave Concepcion, R (1, 6) OBP: 0.274, SLG: 0.281		SH2 1-2 1B		6-3		6-3		FC5-2 1B E 1-2 2-3 3-Hf		4	1	1	0	0	0	4
Gary Nolan, R (1, 1) OBP: 0.444, SLG: 0.444 Dan Driessen, L (8, PH) OBP: 0.375, SLG: 0.182 Rawly Eastwick, R (9, 1)		SH2 1-2 2-3		2-H 1B		K		SF7 3-H		2 0 0	0 0 0	1 0 0	1 1 0	0 0 0	1 0 0	0 0 0
Inning Stats	R: 0 E: 0 K: 1 S: 5 H: 0 LOB: 1 BB: 1 P: 9	R: 1 E: 0 K: 0 S: 5 H: 2 LOB: 2 BB: 1 P: 9	R: 0 E: 0 K: 0 S: 3 H: 0 LOB: 1 BB: 1 P: 7	R: 1 E: 0 K: 1 S: 7 H: 2 LOB: 1 BB: 0 P: 7	R: 2 E: 0 K: 1 S: 7 H: 2 LOB: 1 BB: 1 P: 11	R: 0 E: 0 K: 1 S: 5 H: 0 LOB: 0 BB: 0 P: 5	R: 0 E: 0 K: 0 S: 3 H: 0 LOB: 0 BB: 0 P: 3	R: 3 E: 1 K: 0 S: 8 H: 4 LOB: 2 BB: 0 P: 8		1B: 7 2B: 1 3B: 0 HR: 2 SF: 1 SAC: 1 DP: 0 HBP: 0				WP: 0 PB: 0 SB: 0 CS: 0 PA: 39		

livebaseballscorecards.com

	AB	33
	R	7
	H	10
	RBI	6
	BB	4
	SO	4
	LOB	17

PITCHER		IP	WLS	BF	H	R	ER	SO	BB	IBB	HBP	BLK	WP	HR	S	P	ERA	WHIP
Dan Warthen, L ERA: 4.5	(1, 1)	5.0	L	25	6	4	4	3	4	0	0	0	0	2	27	43	7.20	2.000
Dale Murray, R ERA: 2.19	(6, 1)	2.0		6	0	0	0	1	0	0	0	0	0	0	8	8	0.00	0.000
Wayne Granger, R ERA: 2.7	(8, 1)	0.2		6	4	3	2	0	0	0	0	0	0	0	6	6	27.00	6.000
Fred Scherman, L ERA: 4.7	(8, 1)	0.1		2	0	0	0	0	0	0	0	0	0	0	2	2	0.00	0.000

PITCHER		IP	WLS	BF	H	R	ER	SO	BB	IBB	HBP	BLK	WP	HR	S	P	ERA	WHIP

Batter	1	2	3	4	5	6	7	8	9	AB	R	H	RBI	BB	SO	LOB
Pepe Mangual, R (1, 8) OBP: 0.324, SLG: 0.241	1-3		6-3			K		BB 1-2		3	0	0	0	1	1	0
Bombo Rivera, R (1, 7) OBP: 0.389, SLG: 0.438	1B			K		1B		FC5 2-3f		4	0	2	0	0	1	2
Gary Carter, R (1, 2) OBP: 0.320, SLG: 0.309	F7			P6		F8			6-3	4	0	0	0	0	0	2
Larry Parrish, R (1, 5) OBP: 0.230, SLG: 0.225	L5			F3			K		6-3	4	0	0	0	0	1	1
Nate Colbert, R (1, 3) OBP: 0.371, SLG: 0.517		CS BB			K		5-3		BB	2	0	0	0	2	1	0
Pete Mackanin, R (1, 4) OBP: 0.271, SLG: 0.394		K 1-2			HR		F9		6-3	4	1	1	1	0	1	2
Tim Foli, R (1, 6) OBP: 0.317, SLG: 0.491		CS BB			K			L7		2	0	0	0	1	1	0
Ellis Valentine, R (1, 9) OBP: 0.200, SLG: 0.371		CS 1-2	K		K			4-3		3	0	0	0	0	2	0
Don Carrithers, R (1, 1)			F3			F9		FC5 BB 1B		1	0	0	0	0	0	0
Fred Scherman, L (5, 1) OBP: 0.333, SLG: 0.333										0	0	0	0	0	0	0
Jerry White, S (6, PH) OBP: 0.339, SLG: 0.377										1	0	0	0	0	0	0
Don Stanhouse, R (6, 1)										0	0	0	0	0	0	0
Barry Foote, R (8, PH) OBP: 0.194, SLG: 0.226										1	0	1	0	0	0	0
Steve Renko, R (8, 1) OBP: 0.500, SLG: 0.500										0	0	0	0	0	0	0
Inning Stats	R: 0 E: 0 K: 0 S: 4 H: 1 LOB: 1 BB: 0 P: 4	R: 0 E: 0 K: 1 S: 3 H: 0 LOB: 0 BB: 2 P: 11	R: 0 E: 0 K: 1 S: 5 H: 0 LOB: 0 BB: 0 P: 5	R: 0 E: 0 K: 1 S: 5 H: 0 LOB: 0 BB: 0 P: 5	R: 1 E: 0 K: 3 S: 10 H: 1 LOB: 0 BB: 0 P: 10	R: 0 E: 0 K: 1 S: 6 H: 1 LOB: 1 BB: 0 P: 6	R: 0 E: 0 K: 1 S: 5 H: 0 LOB: 0 BB: 0 P: 5	R: 0 E: 0 K: 0 S: 4 H: 1 LOB: 2 BB: 1 P: 8	R: 0 E: 0 K: 0 S: 3 H: 0 LOB: 1 BB: 1 P: 7	1B: 3 2B: 0 3B: 0 HR: 1 SF: 0 SAC: 0 DP: 0 HBP: 0						

PITCHER		IP	WLS	BF	H	R	ER	SO	BB	IBB	HBP	BLK	WP	HR	S	P	ERA	WHIP
Don Gullett, L ERA: 0.6	(1, 1)	8.0	W	29	4	1	1	8	3	0	0	0	0	1	42	54	1.12	0.875
Pat Zachry, R ERA: 1.15	(9, 1)	1.0		4	0	0	0	0	1	0	0	0	0	0	3	7	0.00	1.000

PITCHER	IP	WLS	BF	H	R	ER	SO	BB	IBB	HBP	BLK	WP	HR	S	P	ERA	WHIP

TOP

Montreal Expos @ Cincinnati Reds

Riverfront Stadium, Cincinnati, OH

Sat May 01 1976, 3:33 AM EDT
Att. 28,138 - Unknown

livebaseballscorecards.com

AB	29
R	1
H	4
RBI	1
BB	4
SO	8
LOB	7

Batter	1	2	3	4	5	6	7	8	9	AB	R	H	RBI	BB	SO	LOB
Pete Rose, S (1, 5) OBP: 0.533, SLG: 0.592	BBBB 4-0 FC6-4 BB		BBBB 4-0 BB	x 0-0 ③ 1-3		SSS 0-3 ① K		x 0-0 ③ F7		3	0	0	0	2	1	2
Ken Griffey, L (1, 9) OBP: 0.397, SLG: 0.507	x 0-0 ① FC6-4 S 1-2f		x 0-0 ② F7		x 0-0 E3 S HR	x 0-0 ② 6-3				4	1	0	0	0	0	2
Joe Morgan, L (1, 4) OBP: 0.474, SLG: 0.627	x 0-0 ② F7 1-2		x 0-0 ③ F9		x 0-0 ① L4 1-2	x 0-0 ③ F7				4	0	0	0	0	0	3
Dan Driessen, L (1, 3) OBP: 0.400, SLG: 0.429	SSS 0-3 ③ K			x 0-0 HR	BBBB 4-0 HR BB		x 0-0 ① 4-3			3	2	1	1	1	1	1
Johnny Bench, R (1, 2) OBP: 0.397, SLG: 0.627 Bill Plummer, R (9, 2) OBP: 0.300, SLG: 0.333		SSS 0-3 ① K		x 0-0 ① 5-3	x 0-0 1-H 2-H HR		x 0-0 ② F9			4 0	1 0	1 0	3 0	0 0	1 0	0 0
Mike Lum, L (1, 7) OBP: 0.367, SLG: 0.500		BBBB 4-0 BB		x 0-0 2B 2B	x 0-0 ② 6-3		x 0-0 ③ 6-3			3	1	1	0	1	0	0
George Foster, R (1, 8) OBP: 0.368, SLG: 0.435		x 0-0 ② F5		x 0-0 2-H 1B 2B	BBBB 4-0 1B BB			SSS 0-3 ① K		3	1	1	1	1	1	1
Dave Concepcion, R (1, 6) OBP: 0.286, SLG: 0.294		x 0-0 ③ L9		x 0-0 ② F7	x 0-0 1-3 1B			x 0-0 FC6-4 1B		4	0	2	0	0	0	2
Don Gullett, R (1, 1) OBP: 0.143, SLG: 0.143 Joel Youngblood, R (8, PH) OBP: 0.471, SLG: 0.625 Pat Zachry, R (9, 1) OBP: 0.333, SLG: 0.333			x 0-0 ① F9	x 0-0 2-H 1B	x 0-0 ③ G3			x 0-0 ② FC6-4 1-2f		3 1 0	0 0 0	1 0 0	1 0 0	0 0 0	0 0 0	2 1 0
Inning Stats	R: 0 E: 0 K: 1 S: 5 H: 0 LOB: 1 BB: 1 P: 9	R: 0 E: 0 K: 1 S: 5 H: 0 LOB: 1 BB: 1 P: 9	R: 0 E: 0 K: 0 S: 3 H: 0 LOB: 1 BB: 1 P: 7	R: 3 E: 0 K: 0 S: 7 H: 4 LOB: 1 BB: 0 P: 7	R: 3 E: 1 K: 0 S: 6 H: 2 LOB: 2 BB: 2 P: 14	R: 0 E: 0 K: 1 S: 5 H: 0 LOB: 0 BB: 0 P: 5	R: 0 E: 0 K: 0 S: 3 H: 0 LOB: 0 BB: 0 P: 3	R: 0 E: 0 K: 1 S: 6 H: 1 LOB: 1 BB: 0 P: 6		1B: 3 2B: 2 3B: 0 HR: 2	SF: 0 SAC: 0 DP: 0 HBP: 0					

PITCHER		IP	WLS	BF	H	R	ER	SO	BB	IBB	HBP	BLK	WP	HR	S	P	ERA	WHIP
Don Carrithers, R ERA: 5.14	(1, 1)	4.1	L	23	5	6	5	2	4	0	0	0	0	2	23	39	10.38	2.077
Fred Scherman, L ERA: 4.5	(5, 1)	0.2		4	1	0	0	0	1	0	0	0	0	0	3	7	0.00	3.000
Don Stanhouse, R ERA: 2.45	(6, 1)	2.0		6	0	0	0	1	0	0	0	0	0	0	8	8	0.00	0.000
Steve Renko, R ERA: 8.64	(8, 1)	1.0		4	1	0	0	1	0	0	0	0	0	0	6	6	0.00	1.000

PITCHER	IP	WLS	BF	H	R	ER	SO	BB	IBB	HBP	BLK	WP	HR	S	P	ERA	WHIP

BOTTOM

Montreal Expos @ Cincinnati Reds

Riverfront Stadium, Cincinnati, OH

Sat May 01 1976, 3:33 AM EDT

Att. 28,138 - Unknown

livebaseballscorecards.com

AB	32
R	6
H	7
RBI	6
BB	5
SO	4
LOB	14

WP: 0 PB: 0 SB: 2 CS: 0 PA: 37

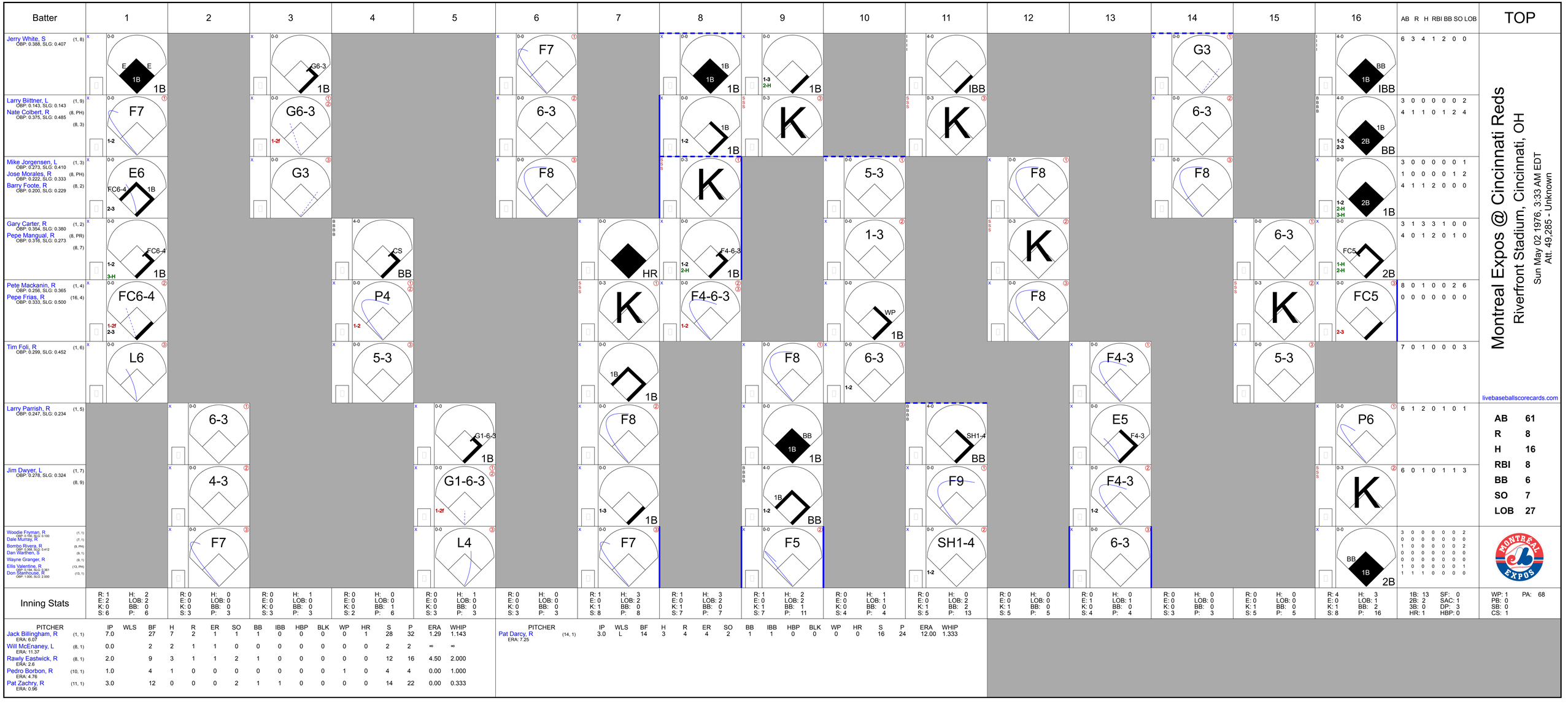
Batter
1
2
3
4
5
6
7
8
9
10
11
12
13
14
15
16
AB R H RBI BB SO LOB
TOP
Jerry White, S (1, 8) OBP: 0.388, SLG: 0.407
Larry Biittner, L (1, 9) OBP: 0.143, SLG: 0.143
Nate Colbert, R (8, PH) (8, 3) OBP: 0.375, SLG: 0.485
Mike Jorgensen, L (1, 3) OBP: 0.273, SLG: 0.410
Jose Morales, R (8, PH) OBP: 0.222, SLG: 0.333
Barry Foote, R (8, 2) OBP: 0.200, SLG: 0.229
Gary Carter, R (1, 2) OBP: 0.354, SLG: 0.380
Pepe Mangual, R (8, PR) (8, 7) OBP: 0.316, SLG: 0.273
Pete Mackanin, R (1, 4) OBP: 0.256, SLG: 0.365
Pepe Frias, R (16, 4) OBP: 0.333, SLG: 0.500
Tim Foli, R (1, 6) OBP: 0.299, SLG: 0.452
Larry Parrish, R (1, 5) OBP: 0.247, SLG: 0.234
Jim Dwyer, L (1, 7) (8, 9) OBP: 0.278, SLG: 0.324
Woodie Fryman, R (1, 1) OBP: 0.158, SLG: 0.100
Dale Murray, R (7, 1)
Bombo Rivera, R (9, PH) OBP: 0.000, SLG: 0.412
Dan Warthen, S (9, 1)
Wayne Granger, R (9, 1)
Ellis Valentine, R (13, PH) OBP: 0.194, SLG: 0.361
Don Stanhouse, R (13, 1) OBP: 1.000, SLG: 2.000
Inning Stats
Montreal Expos @ Cincinnati Reds
Riverfront Stadium, Cincinnati, OH
Sun May 02 1976, 3:33 AM EDT
Att. 49,285 - Unknown
livebaseballscorecards.com
AB 61
R 8
H 16
RBI 8
BB 6
SO 7
LOB 27
1B: 13 SF: 0
2B: 2 SAC: 1
3B: 0 DP: 3
HR: 1 HBP: 0
WP: 1 PA: 68
PB: 0
SB: 0
CS: 1
PITCHER IP WLS BF H R ER SO BB IBB HBP BLK WP HR S P ERA WHIP
Jack Billingham, R (1, 1) ERA: 6.07 7.0 27 7 2 1 1 1 0 0 0 0 0 1 28 32 1.29 1.143
Will McEnaney, L (8, 1) ERA: 11.37 0.0 2 2 1 1 0 0 0 0 0 0 0 2 2 ∞ ∞
Rawly Eastwick, R (8, 1) ERA: 2.6 2.0 9 3 1 1 2 1 0 0 0 0 0 12 16 4.50 2.000
Pedro Borbon, R (10, 1) ERA: 4.76 1.0 4 1 0 0 0 0 0 0 0 1 0 4 4 0.00 1.000
Pat Zachry, R (11, 1) ERA: 0.96 3.0 12 0 0 0 0 2 1 1 0 0 0 0 14 22 0.00 0.333
PITCHER IP WLS BF H R ER SO BB IBB HBP BLK WP HR S P ERA WHIP
Pat Darcy, R (14, 1) ERA: 7.25 3.0 L 14 3 4 4 2 1 1 0 0 0 0 16 24 12.00 1.333

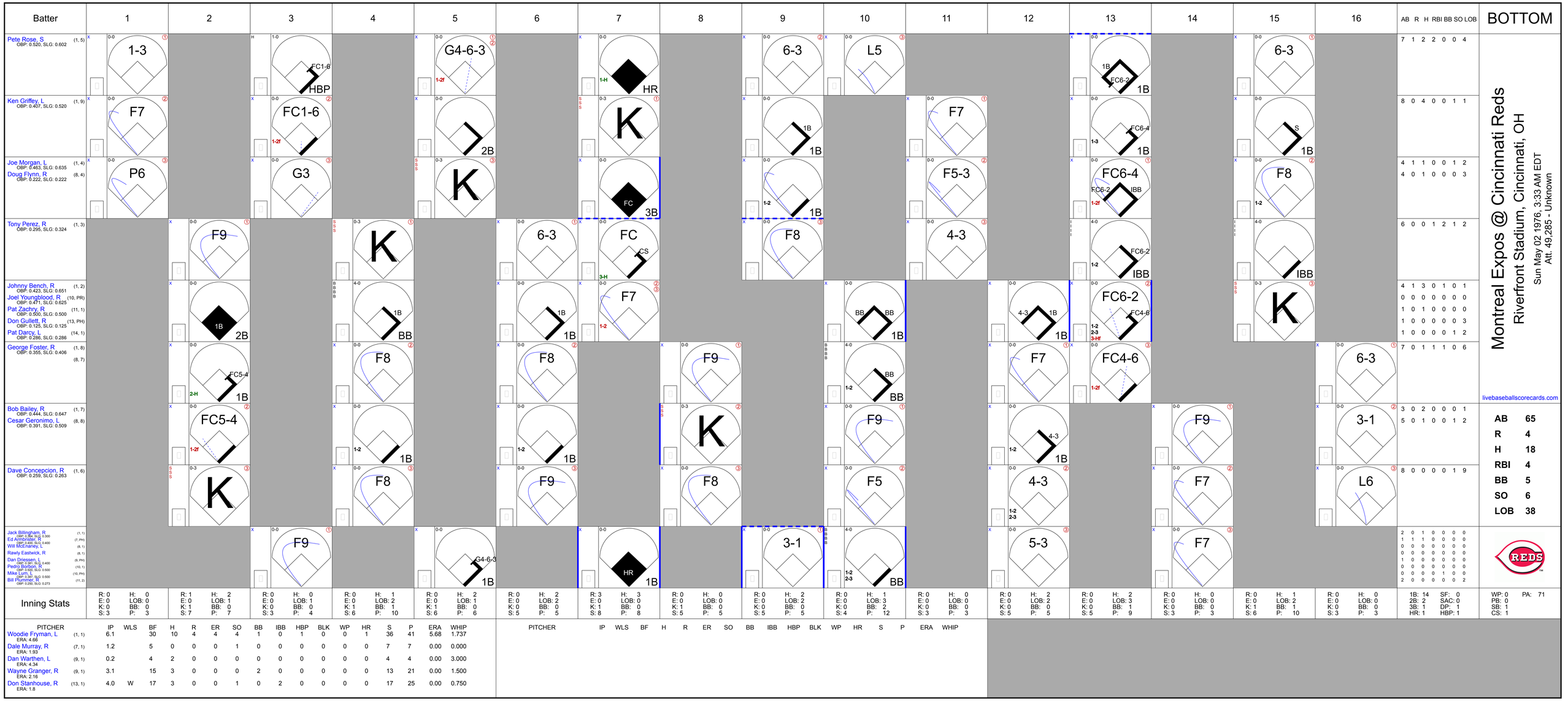
Batter
1
2
3
4
5
6
7
8
9
10
11
12
13
14
15
16
AB R H RBI BB SO LOB
BOTTOM
Pete Rose, S (1, 5) OBP: 0.520, SLG: 0.602
1-3
FC1-6
HBP
G4-6-3
1-2f
6-3
L5
1B
FC6-2
1B
6-3
Ken Griffey, L (1, 9) OBP: 0.407, SLG: 0.520
F7
FC1-6
1-2f
2B
1-H
HR
K
6-3
1B
F7
1B
FC6-4
1-3
1B
S
1B
Joe Morgan, L (1, 4) OBP: 0.463, SLG: 0.635
Doug Flynn, R (8, 4) OBP: 0.222, SLG: 0.222
P6
G3
K
FC
3B
1-2
1B
F5-3
FC6-4
FC6-2
IBB
1-2f
F8
1-2
Tony Perez, R (1, 3) OBP: 0.295, SLG: 0.324
F9
K
6-3
FC
CS
3-H
F8
4-3
FC6-2
IBB
1-2
IBB
Johnny Bench, R (1, 2) OBP: 0.423, SLG: 0.651
Joel Youngblood, R (10, PR) OBP: 0.471, SLG: 0.625
Pat Zachry, R (11, 1) OBP: 0.500, SLG: 0.500
Don Gullett, R (13, PH) OBP: 0.125, SLG: 0.125
Pat Darcy, L (14, 1) OBP: 0.286, SLG: 0.286
1B
2B
1B
BB
1B
1B
BB
BB
1B
4-3
1B
FC6-2
FC4-6
1-2
2-3
3-H
K
George Foster, R (1, 8) (8, 7) OBP: 0.355, SLG: 0.406
FC5-4
2-H
1B
F8
F8
F9
F8
6-3
F7
FC4-6
1-2f
6-3
Bob Bailey, R (1, 7) OBP: 0.444, SLG: 0.647
Cesar Geronimo, L (8, 8) OBP: 0.391, SLG: 0.509
FC5-4
1-2f
1B
1B
K
F9
4-3
1B
F9
3-1
Dave Concepcion, R (1, 6) OBP: 0.259, SLG: 0.263
K
F8
F9
F8
F5
4-3
1-2
2-3
F7
L6
Jack Billingham, R (1, 1) OBP: 1.364, SLG: 0.500
Ed Armbrister, R (7, PH) OBP: 0.400, SLG: 0.400
Will McEnaney, L (8, 1)
Rawly Eastwick, R (8, 1)
Dan Driessen, L (9, PH) OBP: 0.400, SLG: 0.400
Pedro Borbon, R (10, 1) OBP: 0.000, SLG: 0.000
Mike Lum, L (10, PH) OBP: 0.367, SLG: 0.500
Bill Plummer, R (11, 2) OBP: 0.250, SLG: 0.273
F9
G4-6-3
1B
HR
1B
3-1
5-3
F7
AB 65
R 4
H 18
RBI 4
BB 5
SO 6
LOB 38
Inning Stats
1: R: 0 E: 0 K: 0 S: 3 | H: 0 LOB: 0 BB: 0 P: 3
2: R: 1 E: 0 K: 1 S: 7 | H: 2 LOB: 1 BB: 0 P: 7
3: R: 0 E: 0 K: 0 S: 3 | H: 0 LOB: 1 BB: 0 P: 4
4: R: 0 E: 0 K: 1 S: 6 | H: 1 LOB: 2 BB: 1 P: 10
5: R: 0 E: 0 K: 1 S: 6 | H: 2 LOB: 1 BB: 0 P: 6
6: R: 0 E: 0 K: 0 S: 5 | H: 2 LOB: 2 BB: 0 P: 5
7: R: 3 E: 0 K: 1 S: 8 | H: 3 LOB: 0 BB: 0 P: 8
8: R: 0 E: 0 K: 1 S: 5 | H: 0 LOB: 0 BB: 0 P: 5
9: R: 0 E: 0 K: 0 S: 5 | H: 2 LOB: 2 BB: 0 P: 5
10: R: 0 E: 0 K: 0 S: 4 | H: 1 LOB: 3 BB: 2 P: 12
11: R: 0 E: 0 K: 0 S: 3 | H: 0 LOB: 0 BB: 0 P: 3
12: R: 0 E: 0 K: 0 S: 5 | H: 2 LOB: 2 BB: 0 P: 5
13: R: 0 E: 0 K: 0 S: 5 | H: 2 LOB: 3 BB: 1 P: 9
14: R: 0 E: 0 K: 0 S: 3 | H: 0 LOB: 0 BB: 0 P: 3
15: R: 0 E: 0 K: 1 S: 6 | H: 1 LOB: 2 BB: 1 P: 10
16: R: 0 E: 0 K: 0 S: 3 | H: 0 LOB: 0 BB: 0 P: 3
1B: 14 2B: 2 3B: 1 HR: 1
SF: 0 SAC: 0 DP: 1 HBP: 1
WP: 0 PB: 0 SB: 1 CS: 1
PA: 71
PITCHER IP WLS BF H R ER SO BB IBB HBP BLK WP HR S P ERA WHIP
Woodie Fryman, L (1, 1) ERA: 4.66 6.1 30 10 4 4 4 1 0 1 0 0 1 36 41 5.68 1.737
Dale Murray, R (7, 1) ERA: 1.93 1.2 5 0 0 0 1 0 0 0 0 0 0 7 7 0.00 0.000
Dan Warthen, L (9, 1) ERA: 4.34 0.2 4 2 0 0 0 0 0 0 0 0 0 4 4 0.00 3.000
Wayne Granger, R (9, 1) ERA: 2.16 3.1 15 3 0 0 0 2 0 0 0 0 0 13 21 0.00 1.500
Don Stanhouse, R (13, 1) ERA: 1.8 4.0 W 17 3 0 0 1 0 2 0 0 0 0 17 25 0.00 0.750
Montreal Expos @ Cincinnati Reds
Riverfront Stadium, Cincinnati, OH
Sun May 02 1976, 3:33 AM EDT
Att. 49,285 - Unknown
livebaseballscorecards.com

San Diego Padres @ Montreal Expos

Jarry Park, Montreal, QB

Wed May 05 1976, 7:05 PM EDT

Att. 6,085 - Unknown - 64 F

livebaseballscorecards.com

TOP

Batter	1	2	3	4	5	6	7	8	9	AB	R	H	RBI	BB	SO	LOB
Jerry Turner, L (1, 7) OBP: 0.452, SLG: 0.649	F4		6-3			F5		BB, SH1-3, WP		3	0	0	0	1	0	0
Tito Fuentes, S (1, 4) OBP: 0.349, SLG: 0.393	G3		4-3			1B, 2B		SH1-3, 1-3		3	1	1	0	0	0	0
Willie Davis, L (1, 8) OBP: 0.322, SLG: 0.466	WP, HR, 1B			4-3		1B, HR, 2-H, 1B		F5		4	2	2	1	0	0	1
Willie McCovey, L (1, 3) OBP: 0.316, SLG: 0.353 Mike Ivie, R (8, 3) OBP: 0.262, SLG: 0.339	1-H, HR			4-3		HR, 1-3, 1B		K		4 0	2 0	2 0	2 0	0 0	1 0	1 0
Doug Rader, R (1, 5) OBP: 0.412, SLG: 0.541	6-3			F8		1-H, HR, 3-H			G3, 2B	4	1	2	3	0	0	0
Dave Winfield, R (1, 9) OBP: 0.333, SLG: 0.338		6-3			2-3	K			G3, 2-3	4	0	0	0	0	1	1
Hector Torres, R (1, 6) OBP: 0.351, SLG: 0.486		K			4-3		BB, G6-4-3		4-3	3	0	0	0	1	1	1
Fred Kendall, R (1, 2) OBP: 0.277, SLG: 0.196		6-3			L7	G6-4-3, 1-2f			4-3	4	0	0	0	0	0	2
Brent Strom, R (1, 1)			K			3-1				1	0	0	0	0	1	0
Ted Kubiak, S (6, PH) OBP: 0.341, SLG: 0.308										1	0	0	0	0	0	0
Alan Foster, R (6, 1)										1	0	0	0	0	0	0
Butch Metzger, R (9, 1)						6-3				0	0	0	0	0	0	0

	AB	32
	R	6
	H	7
	RBI	6
	BB	2
	SO	4
	LOB	6

Inning Stats	1	2	3	4	5	6	7	8	9
	R: 2 E: 0 K: 0 S: 5	H: 2 LOB: 0 BB: 0 P: 5	R: 0 E: 0 K: 1 S: 5	H: 0 LOB: 0 BB: 0 P: 5	R: 0 E: 0 K: 1 S: 5	H: 0 LOB: 0 BB: 0 P: 5	R: 0 E: 0 K: 0 S: 3	H: 0 LOB: 0 BB: 0 P: 3	R: 0 E: 0 K: 0 S: 3	H: 0 LOB: 0 BB: 0 P: 3	R: 4 E: 0 K: 1 S: 9	H: 4 LOB: 0 BB: 0 P: 9	R: 0 E: 0 K: 0 S: 2	H: 0 LOB: 0 BB: 1 P: 6	R: 0 E: 0 K: 1 S: 5	H: 0 LOB: 1 BB: 1 P: 9	R: 0 E: 0 K: 0 S: 4	H: 1 LOB: 1 BB: 0 P: 4

	1B: 3	SF: 0
	2B: 2	SAC: 1
	3B: 0	DP: 1
	HR: 2	HBP: 0

	WP: 2	PA: 35
	PB: 0	
	SB: 0	
	CS: 0	

PITCHER		IP	WLS	BF	H	R	ER	SO	BB	IBB	HBP	BLK	WP	HR	S	P	ERA	WHIP
Steve Rogers, R ERA: 4.43	(1, 1)	7.0	L	27	6	6	6	3	1	0	0	0	1	2	32	36	7.71	1.000
Dale Murray, R ERA: 1.69	(8, 1)	2.0		8	1	0	0	1	1	0	0	0	1	0	9	13	0.00	1.000

PITCHER	IP	WLS	BF	H	R	ER	SO	BB	IBB	HBP	BLK	WP	HR	S	P	ERA	WHIP

San Diego Padres @ Montreal Expos

Jarry Park, Montreal, QB

Wed May 05 1976, 7:05 PM EDT

Att. 6,085 - Unknown - 64 F

BOTTOM

Batter	1	2	3	4	5	6	7	8	9	AB	R	H	RBI	BB	SO	LOB
Jerry White, S (1, 8) OBP: 0.361, SLG: 0.375	F7		F4	L5			4-1 1-2		FC6-4 1-2f 3-H	5	0	0	1	0	0	4
Tim Foli, R (1, 6) OBP: 0.292, SLG: 0.448	F4		WP 2B		F3		F8		L9	5	0	1	0	0	0	2
Gary Carter, R (1, 9) OBP: 0.361, SLG: 0.387	1B		F5 2-3		6-3			F8 1B		4	0	2	0	0	0	1
Nate Colbert, R (1, 3) OBP: 0.364, SLG: 0.444 (9, 7)	5-3			BBBB S 2B BB	F8			F8		3	1	0	0	1	0	2
Pete Mackanin, R (1, 4) OBP: 0.256, SLG: 0.397		HR		F4 1-2		SSS K		F8 1-2		4	1	1	1	0	1	2
Bombo Rivera, R (1, 7) OBP: 0.318, SLG: 0.350		F7		F2		G3		4-3		3	0	0	0	0	0	1
Mike Jorgensen, L (8, PH) OBP: 0.269, SLG: 0.403 (9, 3)										1	0	0	0	0	0	1
Larry Parrish, R (1, 5) OBP: 0.259, SLG: 0.250		SSS K		1B 2-H 2B		6-3			BBBB L9 1B FC6-4 BB	3	2	1	1	1	1	0
Barry Foote, R (1, 2) OBP: 0.231, SLG: 0.237		SSS K		1B IBB			1-3		FC6-4 1-2 1B	3	0	1	0	1	1	0
Steve Rogers, R (1, 1) OBP: 0.071, SLG: 0.071			4-3	1-3 2-H 1B			BBBB 4-1 BB		L9 2-3	2	0	1	1	0	0	0
Jim Dwyer, L (7, PH) OBP: 0.297, SLG: 0.324										0	0	0	0	1	0	0
Dale Murray, R (8, 1)										0	0	0	0	0	0	0
Jose Morales, R (9, PH) OBP: 0.200, SLG: 0.300										1	0	0	0	0	0	2

Inning Stats	1	2	3	4	5	6	7	8	9
R:	0	1	0	2	0	0	0	0	1
E:	0	0	0	0	0	0	0	0	0
K:	0	2	0	0	0	1	0	0	0
S:	4	8	4	5	3	5	3	4	4
H:	1	1	1	2	0	0	0	1	1
LOB:	1	0	1	2	0	0	1	1	1
BB:	0	0	0	2	0	0	1	0	1
P:	4	8	4	13	3	5	7	4	8

1B:	4	SF:	0	WP:	1	PA:	38
2B:	2	SAC:	0	PB:	0		
3B:	0	DP:	0	SB:	1		
HR:	1	HBP:	0	CS:	0		

	AB	34
	R	4
	H	7
	RBI	4
	BB	4
	SO	3
	LOB	15

livebaseballscorecards.com

PITCHER		IP	WLS	BF	H	R	ER	SO	BB	IBB	HBP	BLK	WP	HR	S	P	ERA	WHIP
Brent Strom, L ERA: 4.15	(1, 1)	5.0	W	22	5	3	3	2	1	1	0	0	1	1	24	32	5.40	1.200
Alan Foster, R ERA: 2.16	(6, 1)	3.0		13	2	1	1	1	2	0	0	0	0	0	13	21	3.00	1.333
Butch Metzger, R ERA:	(9, 1)	1.0	S	3	0	0	0	0	0	0	0	0	0	0	3	3	0.00	0.000

PITCHER	IP	WLS	BF	H	R	ER	SO	BB	IBB	HBP	BLK	WP	HR	S	P	ERA	WHIP

Batter	1	2	3	4	5	6	7	8	9	AB	R	H	RBI	BB	SO	LOB
Jerry Turner, L (1, 7) OBP: 0.447, SLG: 0.619	F8		CS 1B		1-5-3		K		1B 1-2 2-H 1B	5	0	2	1	0	1	0
Tito Fuentes, S (1, 4) OBP: 0.353, SLG: 0.385	BB BB		F6 1-2		4-3		4-3		1B 1-2 2-H 1B	4	0	1	1	1	0	1
Willie Davis, L (1, 8) OBP: 0.316, SLG: 0.446	BB 1-2 BB		G3		F9			4-3	1-3	4	0	0	0	1	0	2
Willie McCovey, L (1, 3) OBP: 0.310, SLG: 0.324 Mike Ivie, R (8, PR) OBP: 0.262, SLG: 0.339 (8, 3)	F4			F8	L9			BB 4-0 9-3 BB		3 0	0 0	0 0	0 0	1 0	0 0	2 0
Doug Rader, R (1, 5) OBP: 0.389, SLG: 0.508	1-6-3			F6	E9 FC5 1B			9-3 1-2f		4	0	0	0	0	0	3
Dave Winfield, R (1, 9) OBP: 0.351, SLG: 0.395		HR		1B S 1B 1B	1-2 1B				5-3	4	2	3	1	0	0	0
Hector Torres, R (1, 6) OBP: 0.346, SLG: 0.473		6-3		1B 1-3 1B	F7				K	4	0	1	0	0	1	2
Fred Kendall, R (1, 2) OBP: 0.290, SLG: 0.217		K		1-2 3-H 1B	FC5 2-3f				BB 1B 1B	4	1	2	1	0	1	2
Dan Spillner, R (1, 1) Butch Metzger, R (9, 1)		4-3		K			6-3		1B 1-2 1B BB	3 0	1 0	0 0	0 0	1 0	1 0	2 0
Inning Stats	R: 0 H: 0 E: 0 LOB: 2 K: 0 BB: 2 S: 3 P: 11	R: 1 H: 1 E: 0 LOB: 0 K: 1 BB: 0 S: 6 P: 6	R: 0 H: 1 E: 0 LOB: 0 K: 0 BB: 0 S: 3 P: 3	R: 1 H: 3 E: 0 LOB: 2 K: 1 BB: 0 S: 8 P: 8	R: 0 H: 0 E: 0 LOB: 0 K: 0 BB: 0 S: 3 P: 3	R: 0 H: 1 E: 1 LOB: 2 K: 0 BB: 0 S: 5 P: 5	R: 0 H: 0 E: 0 LOB: 0 K: 1 BB: 0 S: 5 P: 5	R: 0 H: 0 E: 0 LOB: 1 K: 0 BB: 1 S: 2 P: 6	R: 2 H: 3 E: 0 LOB: 2 K: 1 BB: 1 S: 8 P: 12	1B: 8 SF: 0 2B: 1 SAC: 0 3B: 0 DP: 1 HR: 1 HBP: 0				WP: 0 PA: 39 PB: 0 SB: 1 CS: 1		

PITCHER	IP	WLS	BF	H	R	ER	SO	BB	IBB	HBP	BLK	WP	HR	S	P	ERA	WHIP
Clay Kirby, R (1, 1) ERA: 5.06	4.1	L	19	5	2	2	2	2	0	0	0	0	1	21	29	4.15	1.615
Steve Renko, R (5, 1) ERA: 6.0	3.2		13	1	0	0	1	1	0	0	0	0	0	14	18	0.00	0.545
Wayne Granger, R (9, 1) ERA: 3.12	0.2		6	3	2	2	1	1	0	0	0	0	0	7	11	27.00	6.000
Fred Scherman, L (9, 1) ERA: 4.41	0.1		1	0	0	0	0	0	0	0	0	0	0	1	1	0.00	0.000

PITCHER	IP	WLS	BF	H	R	ER	SO	BB	IBB	HBP	BLK	WP	HR	S	P	ERA	WHIP

TOP

San Diego Padres @ Montreal Expos

Jarry Park, Montreal, QB

Thu May 06 1976, 7:05 PM EDT

Att. 3,606 - Unknown - 46 F

livebaseballscorecards.com

AB	35
R	4
H	9
RBI	4
BB	4
SO	4
LOB	14

Batter	1	2	3	4	5	6	7	8	9	AB	R	H	RBI	BB	SO	LOB
Pepe Mangual, R (1, 7) OBP: 0.286, SLG: 0.243	F9		F8			F8		F8		4	0	0	0	0	0	1
Jerry White, S (1, 8) OBP: 0.368, SLG: 0.418	HR		F8			BBBB 4-0 CS BB		SSS 0-3 K		3	1	1	1	1	1	1
Mike Jorgensen, L (1, 3) OBP: 0.254, SLG: 0.379	G3			F9		F9 1-2			L3	4	0	0	0	0	0	1
Gary Carter, R (1, 2) OBP: 0.345, SLG: 0.367	SSS 0-3 K			F1			5-3		SSS 0-3 K	4	0	0	0	0	2	0
Pete Mackanin, R (1, 4) OBP: 0.256, SLG: 0.390		F9		F8			F5		1B	4	0	1	0	0	0	0
Larry Parrish, R (1, 5) OBP: 0.258, SLG: 0.250		SSS 0-3 K			F7		1B		F5	4	0	1	0	0	1	1
Tim Foli, R (1, 6) OBP: 0.293, SLG: 0.443		F4			L9		1-2 1B			3	0	1	0	0	0	0
Ellis Valentine, R (1, 9) OBP: 0.231, SLG: 0.368			BBBB 4-0 SH3-4 BB				SSS 0-3 K			2	0	1	0	1	1	2
Clay Kirby, R (1, 1) OBP: 0.500, SLG: 0.667				SH3-4 1-2	F4			SSS 0-3 K		0	0	0	0	0	0	0
Steve Renko, R (5, 1) OBP: 0.333, SLG: 0.333										1	0	0	0	0	0	1
Jose Morales, R (8, PH) OBP: 0.182, SLG: 0.273										1	0	0	0	0	1	0
Wayne Granger, R (9, 1)										0	0	0	0	0	0	0
Fred Scherman, L (9, 1) OBP: 0.333, SLG: 0.333										0	0	0	0	0	0	0
Inning Stats	R: 1 H: 1 E: 0 LOB: 0 K: 1 BB: 0 S: 6 P: 6	R: 0 H: 0 E: 0 LOB: 0 K: 1 BB: 0 S: 5 P: 5	R: 0 H: 0 E: 0 LOB: 1 K: 0 BB: 1 S: 3 P: 7	R: 0 H: 0 E: 0 LOB: 0 K: 0 BB: 0 S: 3 P: 3	R: 0 H: 1 E: 0 LOB: 1 K: 0 BB: 0 S: 4 P: 4	R: 0 H: 0 E: 0 LOB: 0 K: 0 BB: 1 S: 2 P: 6	R: 0 H: 2 E: 0 LOB: 2 K: 1 BB: 0 S: 7 P: 7	R: 0 H: 0 E: 0 LOB: 0 K: 2 BB: 0 S: 7 P: 7	R: 0 H: 1 E: 0 LOB: 1 K: 1 BB: 0 S: 6 P: 6	1B: 4 SF: 0 2B: 0 SAC: 1 3B: 0 DP: 0 HR: 1 HBP: 0						

PITCHER	IP	WLS	BF	H	R	ER	SO	BB	IBB	HBP	BLK	WP	HR	S	P	ERA	WHIP
Dan Spillner, R (1, 1) ERA: 2.41	8.0	W	29	4	1	1	5	2	0	0	0	0	1	37	45	1.12	0.750
Butch Metzger, R (9, 1) ERA:	1.0	S	4	1	0	0	1	0	0	0	0	0	0	6	6	0.00	1.000

PITCHER	IP	WLS	BF	H	R	ER	SO	BB	IBB	HBP	BLK	WP	HR	S	P	ERA	WHIP

BOTTOM

San Diego Padres @ Montreal Expos

Jarry Park, Montreal, QB

Thu May 06 1976, 7:05 PM EDT

Att. 3,606 - Unknown - 46 F

livebaseballscorecards.com

AB	30
R	1
H	5
RBI	1
BB	2
SO	6
LOB	7

WP: 0		PA:	33
PB: 0			
SB: 0			
CS: 1			

Batter	1	2	3	4	5	6	7	8	9	AB	R	H	RBI	BB	SO	LOB
Von Joshua, L (1, 8) OBP: 0.302, SLG: 0.347	x 0-0 CS 1B	S S S 0-3 ③ K		x 0-0 ② SF8 3-H		x 0-0 BLK 1B		x 0-0 ② 1-3		4	0	2	1	0	1	1
Derrel Thomas, S (1, 4) OBP: 0.327, SLG: 0.333	x 0-0 ① ② F8 1-2		x 0-0 ① 6-3	B B B 4-0 1-2 2-3 BB		x 0-0 ② F9		S S S 0-3 ③ K		4	0	0	0	1	1	2
Bobby Murcer, L (1, 9) OBP: 0.393, SLG: 0.370	B B B 4-0 1B BB		x 0-0 ② 3-1	S S S 0-3 ③ K		B B B 4-0 1-2 BB			x 0-0 ① 3-1	3	0	0	0	2	1	3
Gary Matthews, R (1, 7) OBP: 0.336, SLG: 0.426	x 0-0 1-3 1B		x 0-0 ③ F8		x 0-0 ① F2	x 0-0 ③ 3-1			B B B 4-0 G1-6-3 BB	4	0	1	0	1	0	2
Willie Montanez, L (1, 3) OBP: 0.376, SLG: 0.384	x 0-0 ③ 5-3			x 0-0 1B 1B 1B 1B	S S S 0-3 ② K		x 0-0 4-3 1B		x 0-0 ② ③ G1-6-3 1-2f	5	1	2	0	0	1	3
Chris Speier, R (1, 6) OBP: 0.349, SLG: 0.374		x 0-0 ① 4-3		x 0-0 1B 1B 1-2 SF8 1B	x 0-0 E5 HR		x 0-0 ① 4-3 1-2			4	2	1	0	0	0	1
Ken Reitz, R (1, 5) OBP: 0.366, SLG: 0.411		x 0-0 ② G3		x 0-0 BB 1B 1-2 2-3 1B	x 0-0 2-H HR		x 0-0 ② 1-3			4	1	2	2	0	0	1
Marc Hill, R (1, 2) OBP: 0.304, SLG: 0.500		x 0-0 1B 2B		x 0-0 BB 1-2 2-3 3-H 1B	x 0-0 ③ 1-3		x 0-0 ③ 4-3			4	1	2	1	0	0	1
John D'Acquisto, R (1, 1) OBP: 0.500, SLG: 0.500 Dave Heaverlo, R (2, 1) Chris Arnold, R (4, PH) OBP: 0.167, SLG: 0.091 Mike Caldwell, R (4, 1) Steve Ontiveros, S (6, PH) OBP: 0.250, SLG: 0.118 Randy Moffitt, R (6, 1) Dave Rader, L (8, PH) OBP: 0.259, SLG: 0.304 Charlie Williams, R (8, 1)		x 0-0 2-H 1B		S S S 0-3 ① K		S S S 0-3 ① K		x 0-0 ① 5-3		1 0 1 0 1 0 0 1 0	0 0 0 0 0 0 0 0 0	1 0 0 0 0 0 0 0 0	1 0 0 0 0 1 0 0 0	0 0 0 0 1 3 0 0 0	0 0 0 0 0 0 0 0 0	0 0 0 0 0 0 0 0 0
Inning Stats	R: 0 H: 2 E: 0 LOB: 2 K: 0 BB: 1 S: 4 P: 8	R: 1 H: 2 E: 0 LOB: 1 K: 1 BB: 0 S: 7 P: 7	R: 0 H: 0 E: 0 LOB: 0 K: 0 BB: 0 S: 3 P: 3	R: 2 H: 4 E: 0 LOB: 3 K: 2 BB: 1 S: 11 P: 15	R: 2 H: 1 E: 1 LOB: 0 K: 1 BB: 0 S: 7 P: 7	R: 0 H: 1 E: 0 LOB: 2 K: 1 BB: 1 S: 6 P: 10	R: 0 H: 1 E: 0 LOB: 1 K: 0 BB: 0 S: 4 P: 4	R: 0 H: 0 E: 0 LOB: 0 K: 1 BB: 0 S: 5 P: 5	R: 0 H: 0 E: 0 LOB: 0 K: 0 BB: 1 S: 2 P: 6						

TOP

San Francisco Giants @ Montreal Expos

Jarry Park, Montreal, QB

Sat May 08 1976, 3:33 AM EDT

Att. 10,112 - Unknown - 46 F

livebaseballscorecards.com

AB	36
R	5
H	11
RBI	5
BB	4
SO	6
LOB	17

		WP: 0	PA: 41
1B: 9	SF: 1	PB: 0	
2B: 1	SAC: 0	SB: 0	
3B: 0	DP: 1	CS: 1	
HR: 1	HBP: 0		

PITCHER		IP	WLS	BF	H	R	ER	SO	BB	IBB	HBP	BLK	WP	HR	S	P	ERA	WHIP
Woodie Fryman, L ERA: 4.72	(1, 1)	5.1	W	28	10	5	3	5	2	0	0	0	0	1	36	44	5.06	2.250
Fred Scherman, L ERA: 4.32	(6, 1)	0.1		2	0	0	0	0	1	0	0	1	0	0	1	5	0.00	3.000
Dale Murray, R ERA: 1.4	(6, 1)	3.1	S	11	1	0	0	1	1	0	0	0	0	0	12	16	0.00	0.600

PITCHER	IP	WLS	BF	H	R	ER	SO	BB	IBB	HBP	BLK	WP	HR	S	P	ERA	WHIP

BOTTOM

San Francisco Giants @ Montreal Expos

Jarry Park, Montreal, QB

Sat May 08 1976, 3:33 AM EDT

Att. 10,112 - Unknown - 46 F

livebaseballscorecards.com

Batter	1	2	3	4	5	6	7	8	9	AB	R	H	RBI	BB	SO	LOB
Pepe Mangual, R (1, 7) OBP: 0.319, SLG: 0.325	HR	BB		6-3 ①		E6 BB 4-3 2-3		K BB		3	2	1	1	2	0	1
Jerry White, S (1, 8) OBP: 0.370, SLG: 0.417	BB 1B 3B 1B	2B 1-3 6-3 1B		5-3 ②		4-3 1-2 3-H		S S S 0-3 ① ② K 1-2		5	2	2	1	0	1	2
Mike Jorgensen, L (1, 3) OBP: 0.276, SLG: 0.400	F8 ①	1-3 3-H 2B		WP 1B		I I I I BB IBB		0-0 ③ 1-3		4	0	2	1	1	0	1
Gary Carter, R (1, 2) OBP: 0.352, SLG: 0.366	BB 1-2 3B 1B	6-3 ② 3-H		6-3 ③ 1-2		B B B B FC6 1-2 2-3 BB				3	1	1	1	1	0	2
Pete Mackanin, R (1, 4) OBP: 0.256, SLG: 0.376	B B B B 1-2 2-3 3B BB	4-3 ③			F9 ①	FC6 1-2f				3	1	0	0	1	0	4
Larry Parrish, R (1, 5) OBP: 0.258, SLG: 0.273	FC6-2 1-H 2-H 3-H 3B		1-3 ①		6-3 ②		F7 ①			4	0	1	3	0	0	0
Tim Foli, R (1, 6) OBP: 0.291, SLG: 0.446	FC6-2 ② 3-H		WP FC6-2-5 2B		5-3 ③		1-3 ②			4	0	1	0	0	0	1
Ellis Valentine, R (1, 9) OBP: 0.256, SLG: 0.381	F7 ③		FC6-2-5 ② 2-H			E SH2-4 4-3 1B	1B			4	1	2	0	0	0	2
Woodie Fryman, R (1, 1) OBP: 0.083, SLG: 0.083		1-3 ①	F8 ③			S S S SH2-4 ① 1-2	K ③			2	0	0	0	0	0	1
Fred Scherman, L (6, 1) OBP: 0.333, SLG: 0.333										0	0	0	0	0	0	0
Dale Murray, R (6, 1)										1	0	0	0	0	1	1
Inning Stats	R: 4 H: 4 E: 0 LOB: 1 K: 0 BB: 1 S: 7 P: 11	R: 2 H: 2 E: 0 LOB: 1 K: 0 BB: 1 S: 5 P: 9	R: 0 H: 1 E: 0 LOB: 1 K: 0 BB: 0 S: 4 P: 4	R: 0 H: 1 E: 0 LOB: 1 K: 0 BB: 0 S: 4 P: 4	R: 0 H: 0 E: 0 LOB: 0 K: 0 BB: 0 S: 3 P: 3	R: 1 H: 1 E: 1 LOB: 3 K: 0 BB: 2 S: 5 P: 13	R: 0 H: 1 E: 0 LOB: 1 K: 1 BB: 0 S: 6 P: 6	R: 0 H: 0 E: 0 LOB: 0 K: 1 BB: 1 S: 4 P: 8		1B: 6 SF: 0 2B: 2 SAC: 1 3B: 1 DP: 0 HR: 1 HBP: 0						

	AB	33
	R	7
	H	10
	RBI	7
	BB	5
	SO	2
	LOB	15

WP: 2 PA: 39
PB: 0
SB: 0
CS: 0

PITCHER		IP	WLS	BF	H	R	ER	SO	BB	IBB	HBP	BLK	WP	HR	S	P	ERA	WHIP
John D'Acquisto, R ERA: 14.34	(1, 1)	1.1	L	12	6	6	6	0	2	0	0	0	0	1	10	18	40.50	6.000
Dave Heaverlo, R ERA: 3.07	(2, 1)	1.2		6	1	0	0	0	0	0	0	0	1	0	6	6	0.00	0.600
Mike Caldwell, L ERA: 5.92	(4, 1)	2.0		7	1	0	0	0	0	0	0	0	1	0	7	7	0.00	0.500
Randy Moffitt, R ERA: 2.84	(6, 1)	2.0		11	2	1	0	1	1	1	0	0	0	0	11	19	0.00	1.500
Charlie Williams, R ERA: 0.75	(8, 1)	1.0		3	0	0	0	1	1	0	0	0	0	0	4	8	0.00	1.000

PITCHER	IP	WLS	BF	H	R	ER	SO	BB	IBB	HBP	BLK	WP	HR	S	P	ERA	WHIP

Batter	1	2	3	4	5	6	7	8	9	AB	R	H	RBI	BB	SO	LOB
Von Joshua, L (1, 8) OBP: 0.309, SLG: 0.352	1-3		1B FC4-6 1B		CS 1B	SH1-3 1-2 2-3		F9		4	1	2	0	0	0	0
Derrel Thomas, S (1, 4) OBP: 0.331, SLG: 0.337	6-3		FC4-6 1-3 1B		K 1-2	CS 2-3 3-H 1B			5-3	5	0	2	1	0	1	1
Bobby Murcer, L (1, 9) OBP: 0.385, SLG: 0.354	G3		FC4-6 1-2f 3-H		1B 1B BB	CS 1-2 3-H			4-3	4	1	0	1	1	1	1
Gary Matthews, R (1, 7) OBP: 0.342, SLG: 0.459		HR	F8		BB 1B 1-2 1B		K		F9	4	1	2	1	0	0	1
Willie Montanez, L (1, 3) OBP: 0.389, SLG: 0.408		5-3 1B	K		BB 1-2 2-H 1B		6-3			4	0	3	1	0	1	1
Chris Speier, R (1, 6) OBP: 0.355, SLG: 0.366		5-3 1-2		1-3 BB	BB 1-2 2-3 BB		2B			2	0	0	0	2	0	2
Ken Reitz, R (1, 5) OBP: 0.362, SLG: 0.398		BB		1-3 1-2	F9		6-3			3	0	0	0	1	0	4
Marc Hill, R (1, 2) OBP: 0.296, SLG: 0.462		K		K		SH1-3 HBP 1B 1B		F8		4	1	1	0	0	2	3
John Montefusco, R (1, 1) OBP: 0.222, SLG: 0.200 Gary Lavelle, S (8, 1) OBP: 0.250, SLG: 0.250		K		F7		1B SH1-3 1-2 CS HBP		6-3		3 0	0 0	0 0	0 0	0 0	1 0	3 0
Inning Stats	R: 0 E: 0 K: 0 S: 3 H: 0 LOB: 0 BB: 0 P: 3	R: 1 E: 0 K: 2 S: 9 H: 2 LOB: 2 BB: 1 P: 13	R: 1 E: 0 K: 1 S: 7 H: 2 LOB: 1 BB: 0 P: 7	R: 0 E: 0 K: 1 S: 5 H: 0 LOB: 1 BB: 1 P: 9	R: 1 E: 0 K: 1 S: 7 H: 3 LOB: 3 BB: 2 P: 15	R: 1 E: 0 K: 0 S: 3 H: 2 LOB: 1 BB: 0 P: 4	R: 0 E: 0 K: 1 S: 6 H: 1 LOB: 1 BB: 0 P: 6	R: 0 E: 0 K: 0 S: 3 H: 0 LOB: 0 BB: 0 P: 3	R: 0 E: 0 K: 0 S: 3 H: 0 LOB: 0 BB: 0 P: 3	1B: 8 2B: 2 3B: 0 HR: 1 SF: 0 SAC: 1 DP: 1 HBP: 1						

PITCHER		IP	WLS	BF	H	R	ER	SO	BB	IBB	HBP	BLK	WP	HR	S	P	ERA	WHIP
Dan Warthen, L ERA: 4.63	(1, 1)	4.2	L	24	7	3	3	5	4	0	0	0	0	1	30	46	5.79	2.357
Don Carrithers, R ERA: 4.96	(5, 1)	2.1		9	3	1	1	1	0	0	1	0	0	0	10	11	3.86	1.286
Steve Renko, R ERA: 5.54	(8, 1)	1.0		3	0	0	0	0	0	0	0	0	0	0	3	3	0.00	0.000
Fred Scherman, L ERA: 4.08	(9, 1)	1.0		3	0	0	0	0	0	0	0	0	0	0	3	3	0.00	0.000

PITCHER	IP	WLS	BF	H	R	ER	SO	BB	IBB	HBP	BLK	WP	HR	S	P	ERA	WHIP

TOP

San Francisco Giants @ Montreal Expos

Jarry Park, Montreal, QB

Sun May 09 1976, 3:33 AM EDT

Unknown - 61 F

livebaseballscorecards.com

AB	33
R	4
H	10
RBI	4
BB	4
SO	6
LOB	16

PA: 40

WP: 0
PB: 0
SB: 0
CS: 2

Batter	1	2	3	4	5	6	7	8	9	AB	R	H	RBI	BB	SO	LOB
Larry Biittner, L (1, 9) OBP: 0.188, SLG: 0.219	3-1	K		2B			FC3-6 1B		FC6-4 1B	4	0	2	0	0	1	1
Bombo Rivera, R (9, PH) OBP: 0.348, SLG: 0.381										1	0	1	0	0	0	0
Jerry White, S (1, 8) OBP: 0.360, SLG: 0.395	1B BB		1-3	K			FC3-6 FC3-6 1-2f		F7	4	0	0	0	1	1	4
Mike Jorgensen, L (1, 3) OBP: 0.272, SLG: 0.400	K		2B		F4		FC3-6 1-2f		FC6-4 1-2f	5	0	1	0	0	1	3
Gary Carter, R (1, 2) OBP: 0.354, SLG: 0.402	BB 1-3 1B		F8		F8			HR	4-3	5	1	2	1	0	0	2
Jim Dwyer, L (1, 7) OBP: 0.341, SLG: 0.333	1-2 BB		BB		F8			1B SF9 1B		2	1	1	0	2	0	0
Larry Parrish, R (1, 5) OBP: 0.268, SLG: 0.283	F2		F5			G5-4-3 1B		1-3 FC6-4 1B		4	0	2	0	0	0	5
Tim Foli, R (1, 6) OBP: 0.289, SLG: 0.455		2B		F7		F4		SF9 3-H		3	0	1	1	0	0	1
Pete Mackanin, R (1, 4) OBP: 0.255, SLG: 0.364		F4		2B BB		G5-4-3 1-2f		FC6-4 1-2f		3	0	0	0	1	0	3
Dan Warthen, S (1, 1) Don Carrithers, R (5, 1) Pepe Mangual, R (7, PH) OBP: 0.313, SLG: 0.317 Steve Renko, R (8, 1) OBP: 0.333, SLG: 0.333 Jose Morales, R (8, PH) OBP: 0.167, SLG: 0.250 Fred Scherman, L (9, 1) OBP: 0.333, SLG: 0.333	4-3		K				K		F8	2 0 1 0 0 1 0	0 0 0 0 0 0 0	0 0 0 0 0 0 0	0 0 0 0 0 0 0	0 0 0 0 0 0 0	1 0 1 0 0 0 0	2 0 0 0 0 1 0
Inning Stats	R: 0 E: 0 K: 1 S: 6 H: 1 LOB: 3 BB: 2 P: 14	R: 0 E: 0 K: 1 S: 6 H: 1 LOB: 1 BB: 0 P: 6	R: 0 E: 0 K: 0 S: 4 H: 1 LOB: 2 BB: 1 P: 8	R: 0 E: 0 K: 2 S: 8 H: 1 LOB: 2 BB: 1 P: 12	R: 0 E: 0 K: 0 S: 3 H: 0 LOB: 0 BB: 0 P: 3	R: 0 E: 0 K: 0 S: 3 H: 1 LOB: 0 BB: 0 P: 3	R: 0 E: 0 K: 1 S: 6 H: 1 LOB: 1 BB: 0 P: 6	R: 2 E: 0 K: 0 S: 6 H: 3 LOB: 1 BB: 0 P: 6	R: 0 E: 1 K: 0 S: 4 H: 1 LOB: 1 BB: 0 P: 4	1B: 6 2B: 3 3B: 0 HR: 1	SF: 1 SAC: 0 DP: 1 HBP: 0			WP: 0 PB: 0 SB: 0 CS: 0	PA: 40	

PITCHER		IP	WLS	BF	H	R	ER	SO	BB	IBB	HBP	BLK	WP	HR	S	P	ERA	WHIP
John Montefusco, R ERA: 2.83	(1, 1)	7.0	W	32	8	2	2	5	4	0	0	0	0	1	38	54	2.57	1.714
Gary Lavelle, L ERA: 0.33	(8, 1)	2.0	S	8	2	0	0	0	0	0	0	0	0	0	8	8	0.00	1.000

PITCHER	IP	WLS	BF	H	R	ER	SO	BB	IBB	HBP	BLK	WP	HR	S	P	ERA	WHIP

BOTTOM

San Francisco Giants @ Montreal Expos

Jarry Park, Montreal, QB

Sun May 09 1976, 3:33 AM EDT

Unknown - 61 F

livebaseballscorecards.com

AB	35
R	2
H	10
RBI	2
BB	4
SO	5
LOB	22

San Francisco Giants @ Montreal Expos

Jarry Park, Montreal, QB

Sun May 09 1976, 3:38 AM EDT

Att. 10,496 - Unknown

TOP

livebaseballscorecards.com

Batter	1	2	3	4	5	6	7	8	9	AB	R	H	RBI	BB	SO	LOB
Von Joshua, L (1, 8) OBP: 0.298, SLG: 0.339	6-3		G6-4-3 1-2f			F2			K	4	0	0	0	0	1	1
Derrel Thomas, S (1, 4) OBP: 0.320, SLG: 0.324	4-3			K		L6			K	4	0	0	0	0	2	0
Bobby Murcer, L (1, 9) OBP: 0.397, SLG: 0.357	1B			BB		F5			FC4-6 BB	2	0	1	0	2	0	0
Gary Matthews, R (1, 7) OBP: 0.330, SLG: 0.441	K			K			5-3		FC4-6 1-2f	4	0	0	0	0	2	3
Willie Montanez, L (1, 3) OBP: 0.388, SLG: 0.400		F9		BB 1-2			F7			2	0	0	0	1	0	0
Chris Speier, R (1, 6) OBP: 0.345, SLG: 0.354		6-3		5-3			K			3	0	0	0	0	1	2
Ken Reitz, R (1, 5) OBP: 0.352, SLG: 0.386		6-3			5-3			F9		3	0	0	0	0	0	0
Dave Rader, L (1, 2) OBP: 0.262, SLG: 0.305			G6-4-3 1B		F8			3-1		3	0	1	0	0	0	0
Greg Minton, S (1, 1)			B5		K			4-3		2	0	0	0	0	1	1
Dave Heaverlo, R (7, 1)										0	0	0	0	0	0	0
Steve Ontiveros, S (8, PH) OBP: 0.238, SLG: 0.111										1	0	0	0	0	0	0
Charlie Williams, R (8, 1)										0	0	0	0	0	0	0
Inning Stats	R: 0 E: 0 K: 1 S: 6 H: 1 LOB: 1 BB: 0 P: 6	R: 0 E: 0 K: 0 S: 3 H: 0 LOB: 0 BB: 0 P: 3	R: 0 E: 0 K: 0 S: 3 H: 1 LOB: 0 BB: 0 P: 3	R: 0 E: 0 K: 2 S: 7 H: 0 LOB: 2 BB: 2 P: 15	R: 0 E: 0 K: 1 S: 5 H: 0 LOB: 0 BB: 0 P: 5	R: 0 E: 0 K: 0 S: 3 H: 0 LOB: 0 BB: 0 P: 3	R: 0 E: 0 K: 1 S: 5 H: 0 LOB: 0 BB: 0 P: 5	R: 0 E: 0 K: 0 S: 3 H: 0 LOB: 0 BB: 0 P: 3	R: 0 E: 0 K: 2 S: 7 H: 0 LOB: 1 BB: 1 P: 11	1B: 2 2B: 0 3B: 0 HR: 0	SF: 0 SAC: 0 DP: 1 HBP: 0						

AB	28
R	0
H	2
RBI	0
BB	3
SO	7
LOB	7

WP: 0 PB: 0 SB: 0 CS: 0 PA: 31

PITCHER		IP	WLS	BF	H	R	ER	SO	BB	IBB	HBP	BLK	WP	HR	S	P	ERA	WHIP
Steve Rogers, R ERA: 3.62	(1, 1)	9.0	W	31	2	0	0	7	3	0	0	0	0	0	42	54	0.00	0.556

PITCHER	IP	WLS	BF	H	R	ER	SO	BB	IBB	HBP	BLK	WP	HR	S	P	ERA	WHIP

Batter	1	2	3	4	5	6	7	8	9	AB	R	H	RBI	BB	SO	LOB
Pepe Mangual, R (1, 7) OBP: 0.340, SLG: 0.302	BBBB 4-0 CS BB		x 0-0 ② 5-3		BBBB 4-0 E BB	SSS 0-3 ③ K		BBBB 4-0 1B BB		2	0	0	0	3	1	1
Jerry White, S (1, 8) OBP: 0.352, SLG: 0.383	SSS 0-3 ① K		x 0-0 ③ 1-3		x 0-0 ② F7		x 0-0 E1 1B 1B	x 0-0 G4-6-3 1-3 2-H 1B		5	1	1	1	0	1	2
Mike Jorgensen, L (1, 3) OBP: 0.279, SLG: 0.392	x 0-0 ② F8			x 0-0 ① L6	BBBB 4-0 1-2 BB		x 0-0 BLK 1B 1-3 2B 1B	x 0-0 ②③ G4-6-3 1-2f		4	1	1	0	1	0	3
Gary Carter, R (1, 9) OBP: 0.360, SLG: 0.400 Ellis Valentine, R (8, 9) OBP: 0.256, SLG: 0.381	0-0 ③ CS 1-2	SSS 0-3 ① K		BBB 4-0 PB 1B 2B BB	x 0-0 ③ F8		x 0-0 BLK 1-2 2B 3-H 1B			3	2	1	1	1	1	2
										0	0	0	0	0	0	0
Larry Parrish, R (1, 5) OBP: 0.277, SLG: 0.302		x 0-0 ② 6-3		x 0-0 PB 1-2 2B 1B		x 0-0 ① F8	x 0-0 ① 1-H 2-H 2B			4	1	2	2	0	0	0
Tim Foli, R (1, 6) OBP: 0.299, SLG: 0.469		x 0-0 1B 1B		x 0-0 1-H 2-H 1B 2B		x 0-0 ② 5-3	x 0-0 ② 5-3			4	0	2	2	0	0	0
Barry Foote, R (1, 2) OBP: 0.279, SLG: 0.310		x 0-0 1-2 1B		x 0-0 ② 2-H 1B		x 0-0 WP 1B 2B	x 0-0 ③ F9			4	1	3	0	0	0	0
Pepe Frias, R (1, 4) OBP: 0.400, SLG: 0.444		SSS 0-3 ③ K		x 0-0 ③ 1-3		4-0 WP 1B IBB		x 0-0 SH3 1B 1B		3	2	1	0	1	1	3
Steve Rogers, R (1, 1) OBP: 0.118, SLG: 0.118		x 0-0 ① 4-3			SSS 0-3 ① K	x 0-0 1-H 2-H 1B		x 0-0 ① SH3 1-2		3	0	1	2	0	1	0
Inning Stats	R: 0 E: 0 K: 1 S: 4 H: 0 LOB: 0 BB: 1 P: 8	R: 0 E: 0 K: 2 S: 9 H: 2 LOB: 2 BB: 0 P: 9	R: 0 E: 0 K: 0 S: 3 H: 0 LOB: 0 BB: 0 P: 3	R: 2 E: 0 K: 0 S: 5 H: 3 LOB: 1 BB: 1 P: 9	R: 0 E: 1 K: 1 S: 5 H: 0 LOB: 2 BB: 2 P: 13	R: 2 E: 0 K: 1 S: 7 H: 2 LOB: 1 BB: 1 P: 11	R: 3 E: 1 K: 0 S: 6 H: 3 LOB: 0 BB: 0 P: 6	R: 1 E: 0 K: 0 S: 4 H: 2 LOB: 1 BB: 1 P: 8		1B: 9 2B: 3 3B: 0 HR: 0 SF: 0 SAC: 1 DP: 1 HBP: 0						

PITCHER		IP	WLS	BF	H	R	ER	SO	BB	IBB	HBP	BLK	WP	HR	S	P	ERA	WHIP
Greg Minton, R ERA: 4.91	(1, 1)	6.0	L	30	8	6	6	5	4	1	0	0	1	0	35	55	9.00	2.000
Dave Heaverlo, R ERA: 3.45	(7, 1)	1.0		4	2	1	0	0	0	0	0	1	0	0	4	4	0.00	2.000
Charlie Williams, R ERA: 1.38	(8, 1)	1.0		5	2	1	1	0	1	0	0	0	0	0	4	8	9.00	3.000

PITCHER	IP	WLS	BF	H	R	ER	SO	BB	IBB	HBP	BLK	WP	HR	S	P	ERA	WHIP

BOTTOM

San Francisco Giants @ Montreal Expos

Jarry Park, Montreal, QB

Sun May 09 1976, 3:38 AM EDT

Att. 10,496 - Unknown

livebaseballscorecards.com

AB	32
R	8
H	12
RBI	8
BB	6
SO	5
LOB	11

WP: 1 PB: 1 SB: 0 CS: 1 PA: 40

Batter	1	2	3	4	5	6	7	8	9	AB	R	H	RBI	BB	SO	LOB
Pepe Mangual, R (1, 7) OBP: 0.362, SLG: 0.383	G1 S 1B	5-3 1-2 2-3			BB		HR		F8	4	1	2	1	1	0	3
Jerry White, S (1, 8) OBP: 0.347, SLG: 0.388	G1 1-3		3B 2B		F5		L6			4	1	1	0	0	0	2
Mike Jorgensen, L (1, 3) OBP: 0.278, SLG: 0.378	G6-4-3 BB		K		F9			F8		3	0	0	0	1	1	2
Gary Carter, R (1, 9) OBP: 0.356, SLG: 0.394	G6-4-3 1-2f		F9		6-3			1B		4	0	1	0	0	0	4
Larry Parrish, R (1, 5) OBP: 0.286, SLG: 0.323		1B 1B BB	2-H 3B			K		F7		3	1	1	1	1	1	1
Tim Foli, R (1, 6) OBP: 0.286, SLG: 0.447		L8	F7			5-3		L6		4	0	0	0	0	0	3
Pete Mackanin, R (1, 4) OBP: 0.255, SLG: 0.359		FC1-5 1B 1-2		K		1-4-3			K	4	0	1	0	0	2	0
Barry Foote, R (1, 2) OBP: 0.277, SLG: 0.304		WP FC1-5 1-2 2-H		F6			6-3		5-3	4	0	1	1	0	0	0
Clay Kirby, R (1, 1) OBP: 0.500, SLG: 0.667		FC1-5 WP 1-2 2-3f		K			K		1B	0	0	0	0	0	0	0
Don Carrithers, R (1, 1)										2	0	0	0	0	1	2
Fred Scherman, L (6, 1) OBP: 0.333, SLG: 0.333										0	0	0	0	0	0	0
Nate Colbert, R (7, PH) OBP: 0.356, SLG: 0.432										1	0	0	0	0	1	0
Don Stanhouse, R (7, 1) OBP: 1.000, SLG: 2.000										0	0	0	0	0	0	0
Jose Morales, R (9, PH) OBP: 0.231, SLG: 0.308										1	0	1	0	0	0	0
Ellis Valentine, R (9, PR) OBP: 0.256, SLG: 0.381										0	0	0	0	0	0	0

TOP

Montreal Expos @ Houston Astros

Astrodome, Houston, TX

Tue May 11 1976, 8:05 PM EDT

Att. 8,706 - Unknown

livebaseballscorecards.com

AB	34
R	3
H	8
RBI	3
BB	3
SO	6
LOB	17

Inning Stats	1	2	3	4	5	6	7	8	9
	R: 0 E: 0 K: 0 S: 3	R: 1 E: 0 K: 0 S: 5	R: 1 E: 0 K: 1 S: 7	R: 0 E: 0 K: 2 S: 7	R: 0 E: 0 K: 0 S: 3	R: 0 E: 0 K: 1 S: 5	R: 1 E: 0 K: 1 S: 6	R: 0 E: 0 K: 0 S: 4	R: 0 E: 0 K: 1 S: 6
	H: 1 LOB: 1 BB: 1 P: 7	H: 2 LOB: 2 BB: 1 P: 9	H: 2 LOB: 1 BB: 0 P: 7	H: 0 LOB: 0 BB: 0 P: 7	H: 0 LOB: 1 BB: 1 P: 7	H: 0 LOB: 0 BB: 0 P: 5	H: 1 LOB: 0 BB: 0 P: 6	H: 1 LOB: 1 BB: 0 P: 4	H: 1 LOB: 1 BB: 0 P: 6

1B: 5	SF: 0
2B: 1	SAC: 0
3B: 1	DP: 1
HR: 1	HBP: 0

WP: 1	PA: 37
PB: 0	
SB: 1	
CS: 0	

PITCHER		IP	WLS	BF	H	R	ER	SO	BB	IBB	HBP	BLK	WP	HR	S	P	ERA	WHIP
Joe Niekro, R ERA: 4.78	(1, 1)	2.2		14	5	2	2	1	2	0	0	0	1	0	14	22	6.75	2.625
Tom Griffin, R ERA: 4.73	(3, 1)	4.1	W	15	1	1	1	4	1	0	0	0	0	1	22	26	2.08	0.462
Ken Forsch, R ERA: 2.14	(8, 1)	2.0	S	8	2	0	0	1	0	0	0	0	0	0	10	10	0.00	1.000

PITCHER	IP	WLS	BF	H	R	ER	SO	BB	IBB	HBP	BLK	WP	HR	S	P	ERA	WHIP

Batter	1	2	3	4	5	6	7	8	9	AB	R	H	RBI	BB	SO	LOB
Larry Milbourne, S (1, 4) OBP: 0.354, SLG: 0.310	BBBB 4-0 HR BB BB	X 0-0 ① 4-3		SSS 0-3 ① K	X 0-0 ③ F6		X 0-0 ②③ G4-6-3 1-2f			4	1	0	0	1	1	5
Enos Cabell, R (1, 5) OBP: 0.323, SLG: 0.375	BBBB 4-0 1-2 HR BB	X 0-0 ② 4-3		X 0-0 BB 1B		X 0-0 ① 4-3		X 0-0 ① 6-3		4	1	1	0	1	0	0
Jose Cruz, L (1, 8) OBP: 0.321, SLG: 0.340	X 0-0 1-H 2-H HR	X 0-0 ③ 1-3		BBBB 4-0 G4-3 1-2 BB		X 0-0 ② 5-3		BBBB 4-0 1B BB		3	1	1	3	2	0	0
Bob Watson, R (1, 3) OBP: 0.390, SLG: 0.352	BBBB 4-0 HR BB	H 1-0 SH1-4 BB FC3-2 HBP	X 0-0 ②③ G4-3 1-2f		BBBB 4-0 WP BB	X 0-0 S 1-3 1B			2	1	1	0	2	0	2
Cliff Johnson, R (1, 2) OBP: 0.388, SLG: 0.500	X 0-0 1-H HR	BBBB 4-0 FC3-2 SH1-4 1-2 BB		X 0-0 2B FC5-2 1B	BBBB 4-0 1-3 BB			SSS 0-3 ② K 1-2		3	1	2	2	2	1	2
Greg Gross, L (1, 9) OBP: 0.367, SLG: 0.360	X 0-0 4-3 WP 1B	X 0-0 ① SH1-4 1-2 2-3		X 0-0 FC5-2 1-3 2B	X 0-0 ③ F7			BBBB 4-0 BB		3	0	2	0	1	0	2
Wilbur Howard, S (1, 7) OBP: 0.234, SLG: 0.247	SSS 0-3 ① K 1-2		III 4-0 FC3-2 IBB	X 0-0 ① FC5-2 FC 2-3 3-H		X 0-0 ① 6-3	X 0-0 ③ F8			4	0	0	0	1	1	6
Roger Metzger, S (1, 6) OBP: 0.327, SLG: 0.344	X 0-0 ② 4-3 2-3	X 0-0 ② FC3-2 FC5-4 1-2 2-3 3-Hf		X 0-0 ② F7		X 0-0 3B				4	0	1	0	0	0	6
Joe Niekro, R (1, 1) OBP: 0.167, SLG: 0.182 Tom Griffin, R (3, 1) Ken Boswell, L (7, PH) OBP: 0.294, SLG: 0.313 Ken Forsch, R (8, 1)	SSS 0-3 ③ K	X 0-0 ③ FC5-4 1-2f		X 0-0 FC 1-2	III 4-0 G4-6-3 IBB					1 2 0 0	0 0 0 0	0 0 0 0	0 0 1 0	0 0 0 0	1 5 0 0	1 0 0 0
Inning Stats	R: 5 E: 0 K: 2 S: 10 H: 3 LOB: 1 BB: 3 P: 22	R: 0 E: 0 K: 0 S: 3 H: 0 LOB: 0 BB: 0 P: 3	R: 0 E: 0 K: 0 S: 3 H: 0 LOB: 3 BB: 2 P: 12	R: 0 E: 0 K: 1 S: 5 H: 1 LOB: 1 BB: 1 P: 9	R: 0 E: 0 K: 0 S: 6 H: 2 LOB: 3 BB: 0 P: 6	R: 0 E: 0 K: 0 S: 3 H: 0 LOB: 2 BB: 2 P: 11	R: 0 E: 0 K: 0 S: 3 H: 1 LOB: 1 BB: 1 P: 7	R: 0 E: 0 K: 1 S: 6 H: 1 LOB: 3 BB: 2 P: 14		1B: 4 2B: 1 3B: 1 HR: 2 SF: 0 SAC: 1 DP: 2 HBP: 1						

PITCHER		IP	WLS	BF	H	R	ER	SO	BB	IBB	HBP	BLK	WP	HR	S	P	ERA	WHIP
Clay Kirby, R ERA: 7.88	(1, 1)	0.0	L	5	2	5	5	0	3	0	0	0	0	2	2	14	∞	∞
Don Carrithers, R ERA: 3.68	(1, 1)	5.2		27	4	0	0	3	4	1	1	0	2	0	27	48	0.00	1.412
Fred Scherman, L ERA: 4.0	(6, 1)	0.1		1	0	0	0	0	0	0	0	0	0	0	1	1	0.00	0.000
Don Stanhouse, R ERA: 1.59	(7, 1)	2.0		10	2	0	0	1	2	1	0	0	0	0	9	21	0.00	2.000

PITCHER	IP	WLS	BF	H	R	ER	SO	BB	IBB	HBP	BLK	WP	HR	S	P	ERA	WHIP

Montreal Expos @ Houston Astros

Astrodome, Houston, TX

Tue May 11 1976, 8:05 PM EDT

Att. 8,706 - Unknown

livebaseballscorecards.com

AB	30
R	5
H	8
RBI	5
BB	11
SO	4
LOB	29

WP: 3	PA: 43																	
PB: 0																		
SB: 1																		
CS: 0																		

Batter	1	2	3	4	5	6	7	8	9	AB	R	H	RBI	BB	SO	LOB
Pepe Mangual, R (1, 7) OBP: 0.397, SLG: 0.400	3-1		BB		BB			1B	1B	3	2	2	1	2	0	0
Jerry White, S (1, 8) OBP: 0.360, SLG: 0.404	4-3		F7		CS	2B		BB	1B	4	1	2	1	1	0	2
Mike Jorgensen, L (1, 3) OBP: 0.274, SLG: 0.368	4-1			F7		G6-4-3		F8	F5	5	0	1	0	0	0	3
Gary Carter, R (1, 9) OBP: 0.361, SLG: 0.392		F6		BB		F2		HR		3	2	1	2	1	0	2
Larry Parrish, R (1, 5) OBP: 0.294, SLG: 0.353		F8		BB		G6-4-3		HR		3	1	1	2	1	0	2
Tim Foli, R (1, 6) OBP: 0.284, SLG: 0.438		5-3		1B			6-3	6-3		4	0	1	1	0	0	0
Pete Mackanin, R (1, 4) OBP: 0.248, SLG: 0.347			K FC6-4	1-3			K		6-3	3	0	0	0	0	2	1
Pepe Frias, R (8, 4) OBP: 0.364, SLG: 0.400										1	0	0	0	0	0	0
Barry Foote, R (1, 2) OBP: 0.275, SLG: 0.300			FC6-4 BB		6-3		4-3		SH1-4 1B	4	1	1	0	0	0	1
Woodie Fryman, R (1, 1) OBP: 0.071, SLG: 0.071			F3		K			F8	SH1-4	2	0	0	0	0	1	1
Jim Dwyer, L (8, PH) OBP: 0.333, SLG: 0.324										1	0	0	0	0	0	0
Dale Murray, R (8, 1)										0	0	0	0	0	0	0
Inning Stats	R: 0 E: 0 K: 0 S: 3 H: 0 LOB: 0 BB: 0 P: 3	R: 0 E: 0 K: 0 S: 3 H: 0 LOB: 0 BB: 0 P: 3	R: 0 E: 0 K: 1 S: 6 H: 0 LOB: 2 BB: 1 P: 10	R: 1 E: 0 K: 0 S: 3 H: 1 LOB: 1 BB: 2 P: 11	R: 0 E: 0 K: 1 S: 4 H: 0 LOB: 0 BB: 1 P: 8	R: 0 E: 0 K: 0 S: 4 H: 2 LOB: 1 BB: 0 P: 4	R: 0 E: 0 K: 1 S: 5 H: 0 LOB: 0 BB: 0 P: 5	R: 4 E: 0 K: 0 S: 6 H: 3 LOB: 0 BB: 1 P: 10	R: 2 E: 1 K: 0 S: 6 H: 3 LOB: 1 BB: 0 P: 6	1B: 7 2B: 1 3B: 0 HR: 1 SF: 0 SAC: 1 DP: 1 HBP: 0	WP: 0 PB: 2 SB: 2 CS: 1 PA: 40					

TOP

Montreal Expos @ Houston Astros

Astrodome, Houston, TX

Wed May 12 1976, 8:05 PM EDT

Att. 8,665 - Dome

livebaseballscorecards.com

AB	33
R	7
H	9
RBI	7
BB	5
SO	3
LOB	12

PITCHER		IP	WLS	BF	H	R	ER	SO	BB	IBB	HBP	BLK	WP	HR	S	P	ERA	WHIP
J.R. Richard, R ERA: 2.82	(1, 1)	7.2	L	31	5	4	4	3	5	0	0	0	0	0	32	52	4.70	1.304
Larry Hardy, R ERA: 6.62	(8, 1)	1.1		8	4	3	2	0	0	0	0	0	0	1	8	8	13.50	3.000

PITCHER	IP	WLS	BF	H	R	ER	SO	BB	IBB	HBP	BLK	WP	HR	S	P	ERA	WHIP

Batter	1	2	3	4	5	6	7	8	9	AB	R	H	RBI	BB	SO	LOB
Larry Milbourne, S (1, 4) OBP: 0.341, SLG: 0.297	6-3		F8			5-3	F7		FC6-4 (1-2f)	5	0	0	0	0	0	2
Enos Cabell, R (1, 5) OBP: 0.328, SLG: 0.374	6-3			1-3		E FC6-4 1B		BBBB 4-0 FC4-6 BB		3	1	1	0	1	0	0
Bob Watson, R (1, 3) OBP: 0.394, SLG: 0.367	E6			2B		E8 FC6-4 1-3 1B		FC4-6 E 1-2f 2B		4	1	2	0	0	0	1
Cliff Johnson, R (1, 2) OBP: 0.382, SLG: 0.482	K			F3		4-0 FC6-4 IBB		4-3 1-2		3	0	0	0	1	1	3
Leon Roberts, R (1, 7) OBP: 0.358, SLG: 0.489		F7		BBBB 4-0 FC6 BB		FC6-4 1-2f 2-3 3-H		2-H 2B		3	0	1	2	1	0	2
Wilbur Howard, S (1, 8) OBP: 0.222, SLG: 0.234		F3		FC6 1-2f		5-3		SSS K		4	0	0	0	0	1	5
Greg Gross, L (1, 9) OBP: 0.353, SLG: 0.344		6-3	SSS K				6-3		E4 G4-6-3	4	0	0	0	0	1	0
Roger Metzger, S (1, 6) OBP: 0.315, SLG: 0.330			F2		2-3		SSS K		G4-6-3 1-2f	4	0	0	0	0	1	1
J.R. Richard, R (1, 1) OBP: 0.043, SLG: 0.045 Larry Hardy, R (8, 1) Ken Boswell, L (9, PH) OBP: 0.333, SLG: 0.313			6-3		SSS K		1B		BBBB 4-0 FC6-4 BB	3 0 0	0 0 0	1 0 0	0 0 0	0 0 1	1 0 0	0 0 0
Inning Stats	R: 0 H: 0 E: 1 LOB: 1 K: 1 BB: 0 S: 6 P: 6	R: 0 H: 0 E: 0 LOB: 0 K: 0 BB: 0 S: 3 P: 3	R: 0 H: 0 E: 0 LOB: 0 K: 0 BB: 0 S: 3 P: 3	R: 0 H: 1 E: 0 LOB: 2 K: 0 BB: 1 S: 4 P: 8	R: 0 H: 0 E: 0 LOB: 0 K: 2 BB: 0 S: 7 P: 7	R: 1 H: 2 E: 1 LOB: 2 K: 0 BB: 1 S: 5 P: 9	R: 0 H: 1 E: 0 LOB: 1 K: 1 BB: 0 S: 6 P: 6	R: 1 H: 1 E: 0 LOB: 1 K: 1 BB: 1 S: 6 P: 10	R: 0 H: 0 E: 1 LOB: 1 K: 0 BB: 1 S: 3 P: 7	1B: 3 SF: 0 2B: 2 SAC: 0 3B: 0 DP: 1 HR: 0 HBP: 0							

PITCHER	IP	WLS	BF	H	R	ER	SO	BB	IBB	HBP	BLK	WP	HR	S	P	ERA	WHIP
Woodie Fryman, L (1, 1) ERA: 4.14	7.0	W	28	4	1	1	4	1	1	0	0	0	0	34	42	1.29	0.714
Dale Murray, R (8, 1) ERA: 1.69	2.0		9	1	1	1	1	2	0	0	0	0	0	9	17	4.50	1.500

PITCHER	IP	WLS	BF	H	R	ER	SO	BB	IBB	HBP	BLK	WP	HR	S	P	ERA	WHIP

BOTTOM

Montreal Expos @ Houston Astros

Astrodome, Houston, TX

Wed May 12 1976, 8:05 PM EDT

Att. 8,665 - Dome

livebaseballscorecards.com

AB	33
R	2
H	5
RBI	2
BB	4
SO	5
LOB	14

PA: 37

WP: 0
PB: 0
SB: 0
CS: 0

Montreal Expos @ Atlanta Braves

Atlanta-Fulton County Stadium, Atlanta, GA

Sat May 15 1976, 3:33 AM EDT

Unknown

TOP

livebaseballscorecards.com

Batter	1	2	3	4	5	6	7	8	9	AB	R	H	RBI	BB	SO	LOB
Pepe Mangual, R (1, 7) OBP: 0.388, SLG: 0.389	6-3		K			6-3	L6-4, 1-2, 3-H, 1B			4	0	1	1	0	1	1
Jerry White, S (1, 8) OBP: 0.356, SLG: 0.398	F6			F7		BB, BB, 1B	L6-4, 1-2			4	0	1	0	0	0	2
Mike Jorgensen, L (1, 3) OBP: 0.283, SLG: 0.367	K			1B		BB, 1-2		F7		3	0	1	0	1	1	0
Gary Carter, R (1, 9) OBP: 0.357, SLG: 0.380		K		K		BB, 1-2, 2-3		4-3		3	0	0	0	1	2	1
Larry Parrish, R (1, 5) OBP: 0.283, SLG: 0.340		K		F9		F6		5-3		4	0	0	0	0	1	4
Tim Foli, R (1, 6) OBP: 0.283, SLG: 0.430		F5			G4-6-3, 1B	K			1-3	4	0	1	0	0	1	3
Pete Mackanin, R (1, 4) OBP: 0.248, SLG: 0.354			4-3		G4-6-3, 1-2f		1B, 1B, 2B		K	4	1	1	0	0	1	1
Barry Foote, R (1, 2) OBP: 0.273, SLG: 0.283			1-3		BB		5-3		6-3	3	0	0	0	1	0	1
Steve Rogers, R (1, 1) OBP: 0.158, SLG: 0.158			1B		4-3		1B, 2-3			2	0	1	0	0	0	1
Jim Dwyer, L (7, PH) OBP: 0.349, SLG: 0.342										1	0	1	0	0	0	0
Wayne Granger, R (7, 1)										0	0	0	0	0	0	0
Inning Stats	R: 0 E: 0 K: 1 S: 5 H: 0 LOB: 0 BB: 0 P: 5	R: 0 E: 0 K: 2 S: 7 H: 0 LOB: 0 BB: 0 P: 7	R: 0 E: 0 K: 1 S: 6 H: 1 LOB: 0 BB: 0 P: 6	R: 0 E: 0 K: 1 S: 6 H: 1 LOB: 1 BB: 0 P: 6	R: 0 E: 0 K: 0 S: 3 H: 1 LOB: 1 BB: 1 P: 7	R: 0 E: 0 K: 1 S: 6 H: 1 LOB: 3 BB: 2 P: 14	R: 1 E: 0 K: 0 S: 5 H: 3 LOB: 1 BB: 0 P: 5	R: 0 E: 0 K: 0 S: 3 H: 0 LOB: 0 BB: 0 P: 3	R: 0 E: 0 K: 1 S: 5 H: 0 LOB: 0 BB: 0 P: 5	1B: 6 2B: 2 3B: 0 HR: 0 SF: 0 SAC: 0 DP: 2 HBP: 0						

PITCHER	IP	WLS	BF	H	R	ER	SO	BB	IBB	HBP	BLK	WP	HR	S	P	ERA	WHIP
Dick Ruthven, R (1, 1) ERA: 2.58	9.0	W	35	7	1	1	7	3	0	0	0	0	0	46	58	1.00	1.111

PITCHER	IP	WLS	BF	H	R	ER	SO	BB	IBB	HBP	BLK	WP	HR	S	P	ERA	WHIP

AB	32
R	1
H	7
RBI	1
BB	3
SO	7
LOB	14

PA: 35

WP: 0
PB: 0
SB: 0
CS: 0

Montreal Expos @ Atlanta Braves

Atlanta-Fulton County Stadium, Atlanta, GA

Sat May 15 1976, 3:33 AM EDT

Unknown

BOTTOM

livebaseballscorecards.com

Batter	1	2	3	4	5	6	7	8	9	AB	R	H	RBI	BB	SO	LOB
Rowland Office, L (1, 8) OBP: 0.289, SLG: 0.279	S S S 0-3 ① K	x 0-0 ③ F7			x 0-0 E5 1B		x 0-0 ③ 4-3			4	0	0	0	0	1	2
Marty Perez, R (1, 6) OBP: 0.347, SLG: 0.478	x 0-0 2B		x 0-0 ① F7		x 0-0 ② 1B 1-3 2-H 1B			x 0-0 G4-6-3 2B		4	0	3	1	0	0	0
Jimmy Wynn, R (1, 7) OBP: 0.397, SLG: 0.370	x 0-0 ② F2		x 0-0 ② 5-3		x 0-0 1-2 1B			B B B 4-0 G4-6-3 BB		3	0	1	0	1	0	1
Darrell Evans, L (1, 5) (8, 3) OBP: 0.347, SLG: 0.218	S S S 0-3 ③ K		S S S 0-3 ③ K		x 0-0 ③ F3			x 0-0 ① ② G4-6-3 1-2f 2-3		4	0	0	0	0	2	5
Ken Henderson, S (1, 9) OBP: 0.348, SLG: 0.405		B B B B 4-0 HR BB		x 0-0 ① F9		x 0-0 ① 1-3		I I I 4-0 FC5-4 IBB		2	1	0	0	2	0	0
Lee Lacy, R (1, 4) OBP: 0.275, SLG: 0.371		x 0-0 1-H HR		x 0-0 ② F8		x 0-0 ② F8		x 0-0 ③ FC5-4 1-2f		4	1	1	2	0	0	2
Earl Williams, R (1, 3) OBP: 0.260, SLG: 0.340 Jerry Royster, R (8, 5) OBP: 0.259, SLG: 0.231		B B B B 4-0 BB		x 0-0 ③ F7		x 0-0 ③ F7				2 0	0 0	0 0	0 0	1 0	0 0	0 0
Biff Pocoroba, S (1, 2) OBP: 0.338, SLG: 0.348		x 0-0 ① ② G4-6-3 1-			x 0-0 SH1-4 1B 1B		x 0-0 ① 4-3			3	1	1	0	0	0	1
Dick Ruthven, R (1, 1) OBP: 0.278, SLG: 0.235		x 0-0 1B			x 0-0 ① SH1-4 1-2		S S S 0-3 ② K			2	0	1	0	0	1	0

Inning Stats	R: 0 E: 0 K: 2 S: 8	H: 1 LOB: 1 BB: 0 P: 8	R: 2 E: 0 K: 0 S: 4	H: 2 LOB: 1 BB: 2 P: 12	R: 0 E: 0 K: 1 S: 5	H: 0 LOB: 0 BB: 0 P: 5	R: 0 E: 0 K: 0 S: 3	H: 0 LOB: 0 BB: 0 P: 3	R: 1 E: 1 K: 0 S: 6	H: 3 LOB: 2 BB: 0 P: 6	R: 0 E: 0 K: 0 S: 3	H: 0 LOB: 0 BB: 0 P: 3	R: 0 E: 0 K: 1 S: 5	H: 0 LOB: 0 BB: 0 P: 5	R: 0 E: 0 K: 0 S: 3	H: 1 LOB: 2 BB: 2 P: 11	1B: 4 2B: 2 3B: 0 HR: 1	SF: 0 SAC: 1 DP: 2 HBP: 0	WP: 0 PB: 0 SB: 0 CS: 0	PA: 33

PITCHER		IP	WLS	BF	H	R	ER	SO	BB	IBB	HBP	BLK	WP	HR	S	P	ERA	WHIP
Steve Rogers, R ERA: 3.72	(1, 1)	6.0	L	25	6	3	3	3	2	0	0	0	0	1	29	37	4.50	1.333
Wayne Granger, R ERA: 2.79	(7, 1)	2.0		8	1	0	0	1	1	1	0	0	0	0	8	16	0.00	1.000

PITCHER	IP	WLS	BF	H	R	ER	SO	BB	IBB	HBP	BLK	WP	HR	S	P	ERA	WHIP

AB	28
R	3
H	7
RBI	3
BB	4
SO	4
LOB	11

Batter	1	2	3	4	5	6	7	8	9	AB	R	H	RBI	BB	SO	LOB
Pepe Mangual, R (1, 7) OBP: 0.403, SLG: 0.431	1-5-3		4-3 3B		1B S 1B	1-2 BB			F7	4	2	2	0	1	0	0
Jerry White, S (1, 8) OBP: 0.339, SLG: 0.378	K		4-3 3-H		K 1-2	F9			L5	5	0	0	1	0	2	3
Mike Jorgensen, L (1, 3) OBP: 0.308, SLG: 0.389	FC5 BB 1B		PB S 1B		S E 1B 2-H		1-3		1B 1B	5	2	4	1	0	0	0
Gary Carter, R (1, 2) OBP: 0.359, SLG: 0.375	1-2 BB		K 1-3		F6 1-H		K		1B 1-3	4	0	1	0	1	2	1
Larry Parrish, R (1, 5) OBP: 0.280, SLG: 0.333	FC5 2-3f		K		F2		F6		1-2 3-H	5	0	1	1	0	1	3
Tim Foli, R (1, 6) OBP: 0.282, SLG: 0.454		5-3		HR		K		F3		4	1	1	1	0	1	0
Jim Dwyer, L (1, 9) OBP: 0.383, SLG: 0.350		1B		3-1		2B BB		BB		2	1	1	0	2	0	0
Ellis Valentine, R (8, PR) OBP: 0.256, SLG: 0.381 (8, 9)										0	0	0	0	0	0	0
Pete Mackanin, R (1, 4) OBP: 0.248, SLG: 0.359		F8		F7		1-H FC5-2 2B		F6		4	0	1	1	0	0	2
Pepe Frias, R (8, 4) OBP: 0.364, SLG: 0.400										0	0	0	0	0	0	0
Dan Warthen, S (1, 1)		1-3		F6		FC5-2 BB 2-H		K		4	0	0	0	0	1	3

TOP

Montreal Expos @ Atlanta Braves

Atlanta-Fulton County Stadium, Atlanta, GA

Sat May 15 1976, 3:38 AM EDT

Att. 10,306 - Unknown

livebaseballscorecards.com

AB	37
R	6
H	11
RBI	5
BB	4
SO	7
LOB	12

Inning Stats	1	2	3	4	5	6	7	8	9
	R: 0 E: 0 K: 1 S: 6	H: 1 LOB: 2 BB: 1 P: 10	R: 0 E: 0 K: 0 S: 4	H: 1 LOB: 1 BB: 0 P: 4	R: 1 E: 0 K: 2 S: 9	H: 2 LOB: 0 BB: 0 P: 9	R: 1 E: 0 K: 0 S: 4	H: 1 LOB: 0 BB: 0 P: 4	R: 2 E: 0 K: 1 S: 7	H: 2 LOB: 0 BB: 0 P: 7
	R: 1 E: 0 K: 1 S: 6	H: 1 LOB: 2 BB: 2 P: 14	R: 0 E: 0 K: 1 S: 5	H: 0 LOB: 0 BB: 0 P: 5	R: 0 E: 0 K: 1 S: 5	H: 0 LOB: 1 BB: 1 P: 9	R: 1 E: 0 K: 0 S: 5	H: 3 LOB: 1 BB: 0 P: 5		

| | | | | | | | | | |

Montreal Expos @ Atlanta Braves

Atlanta-Fulton County Stadium, Atlanta, GA

Sat May 15 1976, 3:38 AM EDT

Att. 10,306 - Unknown

BOTTOM

Batter	1	2	3	4	5	6	7	8	9	AB	R	H	RBI	BB	SO	LOB
Rowland Office, L (1, 8) OBP: 0.287, SLG: 0.270	H 1-0 BB 1B HBP		SSS 0-3 ① K			x 0-0 ① 1-3		SSS 0-3 ③ K		3	1	0	0	0	2	0
Marty Perez, R (1, 6) OBP: 0.340, SLG: 0.460	x 0-0 ① F8		x 0-0 ② 4-3			x 0-0 FC6-4 1B			x 0-0 ① F9	4	0	1	0	0	0	1
Jimmy Wynn, R (1, 7) OBP: 0.383, SLG: 0.354	x 0-0 ② F3		SSS 0-3 ③ K			x 0-0 ② F7			x 0-0 ② 4-3	4	0	0	0	0	1	2
Ken Henderson, S (1, 9) OBP: 0.344, SLG: 0.391	BBBB 4-0 1B 1-2 BB			x 0-0 ① F4		x 0-0 ③ FC6-4 1-2f			x 0-0 ③ 5-3	3	0	0	0	1	0	1
Lee Lacy, R (1, 4) OBP: 0.276, SLG: 0.370	x 0-0 1-3 2-H 1B			x 0-0 ② 1-3			x 0-0 ① F3			3	0	1	1	0	0	0
Earl Williams, R (1, 3) OBP: 0.264, SLG: 0.327	x 0-0 ③ F6			x 0-0 ③ F7			BBBB 4-0 BB			2	0	0	0	1	0	2
Vic Correll, R (1, 2) OBP: 0.349, SLG: 0.436		x 0-0 ① 1-3			x 0-0 ① F6		x 0-0 ②③ G5-4-3 1-			3	0	0	0	0	0	1
Jerry Royster, R (1, 5) OBP: 0.250, SLG: 0.222		x 0-0 ② F3			x 0-0 ② F9			x 0-0 ① F9		3	0	0	0	0	0	0
Phil Niekro, R (1, 1) OBP: 0.105, SLG: 0.105		x 0-0 ③ F4			x 0-0 ③ 1-3			SSS 0-3 ② K		2	0	0	0	0	0	0
Max Leon, R (6, 1)										0	0	0	0	0	0	0
Cito Gaston, R (8, PH) OBP: 0.350, SLG: 0.500										1	0	0	0	0	1	0
Adrian Devine, R (9, 1)										0	0	0	0	0	0	0
Inning Stats	R: 1 E: 0 K: 0 S: 4 H: 1 LOB: 2 BB: 1 P: 9	R: 0 E: 0 K: 0 S: 3 H: 0 LOB: 0 BB: 0 P: 3	R: 0 E: 0 K: 2 S: 7 H: 0 LOB: 0 BB: 0 P: 7	R: 0 E: 0 K: 0 S: 3 H: 0 LOB: 0 BB: 0 P: 3	R: 0 E: 0 K: 0 S: 3 H: 0 LOB: 0 BB: 0 P: 3	R: 0 E: 0 K: 0 S: 4 H: 1 LOB: 1 BB: 0 P: 4	R: 0 E: 0 K: 0 S: 2 H: 0 LOB: 0 BB: 1 P: 6	R: 0 E: 0 K: 2 S: 7 H: 0 LOB: 0 BB: 0 P: 7	R: 0 E: 0 K: 0 S: 3 H: 0 LOB: 0 BB: 0 P: 3	1B: 2 2B: 0 3B: 0 HR: 0	SF: 0 SAC: 0 DP: 1 HBP: 1					

livebaseballscorecards.com

AB	28
R	1
H	2
RBI	1
BB	2
SO	4
LOB	7

PITCHER	IP	WLS	BF	H	R	ER	SO	BB	IBB	HBP	BLK	WP	HR	S	P	ERA	WHIP
Dan Warthen, L (1, 1) ERA: 3.62	9.0	W	31	2	1	1	4	2	0	1	0	0	0	36	45	1.00	0.444

PITCHER	IP	WLS	BF	H	R	ER	SO	BB	IBB	HBP	BLK	WP	HR	S	P	ERA	WHIP

WP: 0 PA: 31
PB: 0
SB: 0
CS: 0

Montreal Expos @ Atlanta Braves

Atlanta-Fulton County Stadium, Atlanta, GA

Sun May 16 1976, 3:33 AM EDT

Att. 6,622 - Unknown

TOP

livebaseballscorecards.com

Batter	1	2	3	4	5	6	7	8	9	AB	R	H	RBI	BB	SO	LOB
Pepe Mangual, R (1, 7) OBP: 0.416, SLG: 0.435	F8		G3 1B	CS 1B 2-H			F3		BB 1-2	4	1	2	1	1	0	0
Jerry White, S (1, 8) OBP: 0.333, SLG: 0.369	K		G3 1-2	CS 1-2	F6			CS 1B	4-3	5	0	1	0	0	1	3
Mike Jorgensen, L (1, 3) OBP: 0.306, SLG: 0.378	BB		F5		F9			K 1-2		3	0	0	0	1	1	2
Gary Carter, R (1, 9) OBP: 0.355, SLG: 0.370	K		1B 1B 2-H		F7			5-3		4	0	1	1	0	1	1
Ellis Valentine, R (9, 9) OBP: 0.256, SLG: 0.381										0	0	0	0	0	0	0
Larry Parrish, R (1, 5) OBP: 0.295, SLG: 0.351		4-3 1B 2B	WP 1B 1-3			5-3			E 1B BB	3	2	2	0	1	0	0
Tim Foli, R (1, 6) OBP: 0.280, SLG: 0.446		4-3 2-3	6-3 1-2			F7			E5 2B 1B 1-H	4	1	1	0	0	0	3
Pete Mackanin, R (1, 4) OBP: 0.257, SLG: 0.374		1B L5 1B 3-H		5-3		F8			4-3 FC1-2-5 2B 2-H	4	0	2	2	0	0	0
Pepe Frias, R (9, 4) OBP: 0.364, SLG: 0.400										0	0	0	0	0	0	0
Barry Foote, R (1, 2) OBP: 0.288, SLG: 0.298		1-3 1B		SH2-3 1B 1B			5-3		4-3 2-3	4	1	2	0	0	0	1
Clay Kirby, R (1, 1) OBP: 0.400, SLG: 0.500		L5 3-H		SH2-3 1-2			F8		FC1-2-5 BB 3-H	1	0	0	0	0	0	2
Dale Murray, R (6, 1)										0	0	0	0	0	0	0
Jim Dwyer, L (7, PH) OBP: 0.375, SLG: 0.341										1	0	0	0	0	0	0
Fred Scherman, L (7, 1) OBP: 0.333, SLG: 0.333										0	0	0	0	0	0	0
Jose Morales, R (9, PH) OBP: 0.214, SLG: 0.286										1	0	0	0	0	0	1
Bombo Rivera, R (9, PR) OBP: 0.348, SLG: 0.381										0	0	0	0	0	0	0
Don Stanhouse, R (9, 1) OBP: 1.000, SLG: 2.000										0	0	0	0	0	0	0
Inning Stats	R: 0 E: 0 K: 2 S: 7 H: 0 LOB: 1 BB: 1 P: 11	R: 1 E: 0 K: 0 S: 5 H: 3 LOB: 1 BB: 0 P: 5	R: 1 E: 0 K: 0 S: 6 H: 3 LOB: 2 BB: 0 P: 6	R: 1 E: 0 K: 0 S: 4 H: 2 LOB: 0 BB: 0 P: 4	R: 0 E: 0 K: 0 S: 3 H: 0 LOB: 0 BB: 0 P: 3	R: 0 E: 0 K: 0 S: 3 H: 0 LOB: 0 BB: 0 P: 3	R: 0 E: 0 K: 0 S: 3 H: 0 LOB: 0 BB: 0 P: 3	R: 0 E: 0 K: 1 S: 5 H: 1 LOB: 0 BB: 0 P: 5	R: 2 E: 1 K: 0 S: 5 H: 2 LOB: 2 BB: 2 P: 13	1B: 9 2B: 4 3B: 0 HR: 0 SF: 0 SAC: 1 DP: 2 HBP: 0						

	AB	34
	R	5
	H	11
	RBI	4
	BB	3
	SO	3
	LOB	13

WP: 1 PA: 39
PB: 0
SB: 0
CS: 2

PITCHER		IP	WLS	BF	H	R	ER	SO	BB	IBB	HBP	BLK	WP	HR	S	P	ERA	WHIP
Carl Morton, R ERA: 5.48	(1, 1)	6.0		25	8	3	3	2	1	0	0	0	1	0	28	32	4.50	1.500
Elias Sosa, R ERA: 7.02	(7, 1)	2.0	L	9	3	2	2	1	1	0	0	0	0	0	10	14	9.00	2.000
Max Leon, R ERA:	(9, 1)	1.0		4	0	0	0	0	1	0	0	0	0	0	3	7	0.00	1.000

PITCHER		IP	WLS	BF	H	R	ER	SO	BB	IBB	HBP	BLK	WP	HR	S	P	ERA	WHIP

Montreal Expos @ Atlanta Braves

Atlanta-Fulton County Stadium, Atlanta, GA

Sun May 16 1976, 3:33 AM EDT

Att. 6,622 - Unknown

BOTTOM

livebaseballscorecards.com

Batter	1	2	3	4	5	6	7	8	9	AB	R	H	RBI	BB	SO	LOB
Rowland Office, L (1, 8) OBP: 0.292, SLG: 0.269	S S S 0-3 ① K		S S S 0-3 ② K		B B B B 4-0 BB	x 0-0 1-2 2-H 3-H 1B			x 0-0 ② 1-3	4	0	1	2	1	2	2
Marty Perez, R (1, 6) OBP: 0.362, SLG: 0.453 Darrel Chaney, S (9, PR) OBP: 0.322, SLG: 0.289	x 0-0 ② F2		x 0-0 1-2 2-H 1B		B B B B 4-0 1-2 BB	x 0-0 ③ F9			B B B B 4-0 BB	3 0	0 0	1 0	1 0	2 0	0 0	2 0
Darrell Evans, L (1, 3) OBP: 0.330, SLG: 0.205	S S S 0-3 ③ K		x 0-0 ③ G3		x 0-0 ③ L9		x 0-0 ① F7		x 0-0 ③ F5	5	0	0	0	0	1	5
Ken Henderson, S (1, 9) OBP: 0.360, SLG: 0.440		x 0-0 CS 1B		x 0-0 1B		x 0-0 HR	x 0-0 ② F9			4	1	3	1	0	0	0
Dave May, L (1, 7) OBP: 0.133, SLG: 0.207 Tom Paciorek, R (7, PH) OBP: 0.209, SLG: 0.200 (8, 7)	S S S 0-3 ① ② K 1-2		S S S 0-3 ① K		x 0-0 SH3-4 SH 1B 1B	S S S 0-3 ③ K				3 1	1 0	1 0	0 0	0 0	2 1	2 0
Lee Lacy, R (1, 4) OBP: 0.269, SLG: 0.359	x 0-0 ③ 6-3		S S S 0-3 ② K		x 0-0 SH SH3-4 1B 1-2			x 0-0 ① 6-3		3	1	0	0	0	1	1
Biff Pocoroba, S (1, 2) OBP: 0.338, SLG: 0.338			B B B B 4-0 FC2-5 BB BB	x 0-0 ③ 4-3		x 0-0 ① SH3-4 1-2 2-3		x 0-0 ② F7		2	0	0	0	1	0	1
Jerry Royster, R (1, 5) OBP: 0.272, SLG: 0.220			B B B B 4-0 1-2 FC2-5 1B BB		B B B B 4-0 SH5-4-6 BB	I I I 4-0 1B IBB		x 0-0 ③ 6-3		1	1	0	0	3	0	0
Carl Morton, R (1, 1) OBP: 0.125, SLG: 0.067 Jimmy Wynn, R (6, PH) OBP: 0.380, SLG: 0.351 Elias Sosa, R (7, 1) Max Leon, R (9, 1) Earl Williams, R (9, PH) OBP: 0.259, SLG: 0.320			x 0-0 ① FC2-5 1B 1-2 2-3f		x 0-0 ① ② SH5-4-6 1-3f	x 0-0 ② F4			x 0-0 ① 5-3	1 1 0 0 1	0 0 0 0 0	0 0 0 0 0	0 0 0 0 0	0 0 0 0 0	0 0 0 0 0	2 3 0 0 0
Inning Stats	R: 0 E: 0 K: 2 S: 7 H: 0 LOB: 0 BB: 0 P: 7	R: 0 E: 0 K: 1 S: 5 H: 1 LOB: 0 BB: 0 P: 5	R: 1 E: 0 K: 1 S: 6 H: 1 LOB: 2 BB: 2 P: 14	R: 0 E: 0 K: 2 S: 8 H: 1 LOB: 1 BB: 0 P: 8	R: 0 E: 0 K: 0 S: 2 H: 0 LOB: 2 BB: 3 P: 14	R: 3 E: 0 K: 0 S: 7 H: 3 LOB: 2 BB: 1 P: 11	R: 0 E: 0 K: 1 S: 5 H: 0 LOB: 0 BB: 0 P: 5	R: 0 E: 0 K: 0 S: 3 H: 0 LOB: 0 BB: 0 P: 3	R: 0 E: 0 K: 0 S: 3 H: 0 LOB: 1 BB: 1 P: 7	1B: 5 2B: 2 3B: 0 HR: 1	SF: 0 SAC: 3 DP: 2 HBP: 0						

AB	29
R	4
H	6
RBI	4
BB	7
SO	7
LOB	18

WP: 0 PB: 0 SB: 0 CS: 1 PA: 39

PITCHER		IP	WLS	BF	H	R	ER	SO	BB	IBB	HBP	BLK	WP	HR	S	P	ERA	WHIP
Clay Kirby, R ERA: 7.29	(1, 1)	5.0		23	5	3	3	6	5	0	0	0	0	1	30	50	5.40	2.000
Dale Murray, R ERA: 2.01	(6, 1)	1.0		6	1	1	1	0	0	1	0	0	0	0	5	9	9.00	1.000
Fred Scherman, L ERA: 3.6	(7, 1)	2.0	W	6	0	0	0	1	0	0	0	0	0	0	8	8	0.00	0.000
Don Stanhouse, R ERA: 1.5	(9, 1)	1.0	S	4	0	0	0	0	1	0	0	0	0	0	3	7	0.00	1.000

PITCHER	IP	WLS	BF	H	R	ER	SO	BB	IBB	HBP	BLK	WP	HR	S	P	ERA	WHIP

Batter	1	2	3	4	5	6	7	8	9	AB	R	H	RBI	BB	SO	LOB
Rick Monday, L (1, 8) OBP: 0.416, SLG: 0.600	S S S 0-3 ① K		S S S 0-3 ② K		x 0-0 B2-3 1-2 1B			x 0-0 ① L7		4	0	1	0	0	2	0
Jose Cardenal, R (1, 7) OBP: 0.386, SLG: 0.482	x 0-0 ② F7		x 0-0 S 1B		x 0-0 ② B2-3 1-2 2-3			x 0-0 E 1B		4	0	2	0	0	0	2
Bill Madlock, R (1, 5) OBP: 0.404, SLG: 0.488	x 0-0 1B		B B B B 4-0 1-2 BB		x 0-0 ③ F7			x 0-0 ② F7		3	0	1	0	1	0	3
Jerry Morales, R (1, 9) OBP: 0.343, SLG: 0.430	S S S 0-3 ③ K		x 0-0 ③ F9			x 0-0 ① F5		x 0-0 E8 1-3 1B		4	0	1	0	0	1	3
George Mitterwald, R (1, 3) OBP: 0.176, SLG: 0.125 Larry Biittner, L (8, PH) OBP: 0.182, SLG: 0.212 (8, 3)		x 0-0 ① L8		S S S 0-3 ① K		x 0-0 ② L1		x 0-0 ③ 6-3		3 1	0 0	0 0	0 0	0 0	1 0	0 2
Manny Trillo, R (1, 4) OBP: 0.349, SLG: 0.358		B B B B 4-0 CS 1B BB		H 1-0 G4-6-3 HBP		x 0-0 ③ 6-3			x 0-0 ① 4-3	2	0	0	0	1	0	0
Steve Swisher, R (1, 2) OBP: 0.319, SLG: 0.420		x 0-0 1-2 1B		x 0-0 ② ③ G4-6-3 1-2f			x 0-0 ① 6-3		x 0-0 ② 2-3	4	0	1	0	0	0	1
Dave Rosello, R (1, 6) OBP: 0.384, SLG: 0.311 Ralph LaCock, L (9, PH) OBP: 0.317, SLG: 0.273		S S S 0-3 ② ③ K 2-3			x 0-0 FC1-6 1B		x 0-0 ② F8		x 0-0 ③ 2-3	3 1	0 0	1 0	0 0	0 0	1 0	2 0
Ray Burris, R (1, 1) OBP: 0.118, SLG: 0.118 Joe Wallis, S (7, PH) OBP: 0.320, SLG: 0.455 Paul Reuschel, R (7, 1) Buddy Schultz, R (8, 1)			S S S 0-3 ① K		x 0-0 ① FC1-6 B2-3 1-2f 1B		S S S 0-3 ③ K			2 1 0 0	0 0 0 0	0 0 0 0	0 0 0 0	0 0 0 0	1 1 0 0	1 0 0 0
Inning Stats	R: 0 H: 1 E: 0 LOB: 1 K: 2 BB: 0 S: 8 P: 8	R: 0 H: 1 E: 0 LOB: 1 K: 1 BB: 1 S: 5 P: 9	R: 0 H: 1 E: 0 LOB: 2 K: 2 BB: 1 S: 8 P: 12	R: 0 H: 0 E: 0 LOB: 0 K: 1 BB: 0 S: 4 P: 5	R: 0 H: 2 E: 0 LOB: 2 K: 0 BB: 0 S: 5 P: 5	R: 0 H: 0 E: 0 LOB: 0 K: 0 BB: 0 S: 3 P: 3	R: 0 H: 0 E: 0 LOB: 0 K: 1 BB: 0 S: 5 P: 5	R: 0 H: 2 E: 1 LOB: 2 K: 0 BB: 0 S: 5 P: 5	R: 0 H: 0 E: 0 LOB: 0 K: 0 BB: 0 S: 3 P: 3	1B: 7 SF: 0 2B: 0 SAC: 0 3B: 0 DP: 1 HR: 0 HBP: 1						

PITCHER		IP	WLS	BF	H	R	ER	SO	BB	IBB	HBP	BLK	WP	HR	S	P	ERA	WHIP
Woodie Fryman, L ERA: 3.49	(1, 1)	7.2	W	31	7	0	0	7	2	0	1	0	0	0	42	51	0.00	1.174
Dale Murray, R ERA: 1.9	(8, 1)	1.1	S	4	0	0	0	0	0	0	0	0	0	0	4	4	0.00	0.000

PITCHER	IP	WLS	BF	H	R	ER	SO	BB	IBB	HBP	BLK	WP	HR	S	P	ERA	WHIP

TOP

Chicago Cubs @ Montreal Expos

Jarry Park, Montreal, QB

Thu May 20 1976, 7:05 PM EDT

Att. 5,610 - Cloudy - 52 F

livebaseballscorecards.com

AB	32
R	0
H	7
RBI	0
BB	2
SO	7
LOB	14

WP: 0	PA: 35				
PB: 0					
SB: 1					
CS: 1					

Batter	1	2	3	4	5	6	7	8	9	AB	R	H	RBI	BB	SO	LOB
Pepe Mangual, R (1, 7) OBP: 0.420, SLG: 0.439	K		5-3		FC3-6 1B		G1-6-3 1B			4	0	2	0	0	1	0
Jerry White, S (1, 8) OBP: 0.331, SLG: 0.364	F6		FC5 1B		FC3-6 HR 1-2f		G1-6-3 1-2f			4	1	1	0	0	0	2
Andre Thornton, R (1, 9) OBP: 0.366, SLG: 0.382 Jim Lyttle, L (9, 9)	E5		1-2 1B		1-H HR			K		4 0	0 0	2 0	2 0	0 0	1 0	0 0
Gary Carter, R (1, 2) OBP: 0.352, SLG: 0.360	FC5-4 1-		FC5 2-3f		BB			6-3		3	0	0	0	1	0	3
Larry Parrish, R (1, 5) OBP: 0.302, SLG: 0.345		K		CS BB	F8			S 1B BB		2	1	0	0	2	1	1
Tim Foli, R (1, 6) OBP: 0.279, SLG: 0.438		F7		F8 1-2		K		1-H 1B		4	0	1	1	0	1	1
Mike Jorgensen, L (1, 3) OBP: 0.321, SLG: 0.396		1B 2B		FC1-6-4 1B		G6-4-3 BB		G3		3	0	2	0	1	0	1
Pete Mackanin, R (1, 4) OBP: 0.259, SLG: 0.373 Pepe Frias, R (9, 4) OBP: 0.364, SLG: 0.400		2-H 1B		FC1-6-4 1-2f		G6-4-3 1-2f				3 0	0 0	1 0	0 0	0 0	0 0	2 0
Woodie Fryman, R (1, 1) OBP: 0.059, SLG: 0.059 Dale Murray, R (8, 1)			G3		6-3		K			3 0	0 0	0 0	0 0	0 0	1 0	0 0
Inning Stats	R: 0 H: 0 E: 1 LOB: 1 K: 1 BB: 0 S: 6 P: 6	R: 0 H: 2 E: 0 LOB: 2 K: 1 BB: 0 S: 6 P: 6	R: 0 H: 2 E: 0 LOB: 2 K: 0 BB: 0 S: 5 P: 5	R: 0 H: 1 E: 0 LOB: 1 K: 0 BB: 1 S: 3 P: 7	R: 2 H: 2 E: 0 LOB: 1 K: 0 BB: 1 S: 5 P: 9	R: 0 H: 0 E: 0 LOB: 0 K: 1 BB: 1 S: 4 P: 8	R: 0 H: 1 E: 0 LOB: 0 K: 1 BB: 0 S: 5 P: 5	R: 1 H: 1 E: 0 LOB: 1 K: 1 BB: 1 S: 6 P: 10		1B: 7 SF: 0 2B: 1 SAC: 0 3B: 0 DP: 2 HR: 1 HBP: 0						

PITCHER		IP	WLS	BF	H	R	ER	SO	BB	IBB	HBP	BLK	WP	HR	S	P	ERA	WHIP
Ray Burris, R ERA: 4.88	(1, 1)	6.0	L	26	7	2	2	3	3	0	0	0	0	1	29	41	3.00	1.667
Paul Reuschel, R ERA: 6.82	(7, 1)	1.2		7	2	1	1	2	1	0	0	0	0	0	10	14	5.40	1.800
Buddy Schultz, L ERA: 1.46	(8, 1)	0.1		1	0	0	0	0	0	0	0	0	0	0	1	1	0.00	0.000

PITCHER	IP	WLS	BF	H	R	ER	SO	BB	IBB	HBP	BLK	WP	HR	S	P	ERA	WHIP

BOTTOM

Chicago Cubs @ Montreal Expos

Jarry Park, Montreal, QB

Thu May 20 1976, 7:05 PM EDT

Att. 5,610 - Cloudy - 52 F

livebaseballscorecards.com

AB	30
R	2
H	9
RBI	3
BB	4
SO	5
LOB	10

Batter	1	2	3	4	5	6	7	8	9	AB	R	H	RBI	BB	SO	LOB
Wayne Garrett, L (1, 5) OBP: 0.333, SLG: 0.322	BBBB 4-0 FC5-4 BB		x 0-0 ① F5		x 0-0 ② 6-3		x 0-0 1-H HR		x 0-0 6-3 1-H 2-H 2B	4	1	2	4	1	0	0
Felix Millan, R (1, 4) OBP: 0.344, SLG: 0.366	x 0-0 ① FC5-4 G4-6-3 1-2f		SSS 0-3 ② K		BBBB 4-0 BB		x 0-0 2B		x 0-0 ② 6-3 2-3	4	0	1	0	1	1	3
John Milner, L (1, 7) OBP: 0.482, SLG: 0.643 Ken Sanders, R (9, 1)	x 0-0 ② ③ G4-6-3 1-2f		x 0-0 1B		x 0-0 ③ F2		x 0-0 ③ 4-3		x 0-0 ③ 1-3	5 0	0 0	1 0	0 0	0 0	0 0	5 0
Dave Kingman, R (1, 9) OBP: 0.300, SLG: 0.605		x 0-0 ① F6	SSS 0-3 ③ K			x 0-0 ① 5-3		x 0-0 ① 5-3		4	0	0	0	0	1	1
Ed Kranepool, L (1, 3) OBP: 0.338, SLG: 0.389		x 0-0 BB BB 1B		x 0-0 G6-3 1B		x 0-0 ② F7		x 0-0 ② 1B		4	0	3	0	0	0	0
Del Unser, L (1, 8) OBP: 0.259, SLG: 0.321		SSS 0-3 ② K		x 0-0 ① ② G6-3 1-2f		SSS 0-3 ③ K		x 0-0 ③ F8		4	0	0	0	0	2	2
Jerry Grote, R (1, 2) OBP: 0.409, SLG: 0.316 Mike Phillips, L (9, PR) OBP: 0.259, SLG: 0.259 (9, 6)		BBB 4-0 BB 1-2 BB		BBB 4-0 BB			x 0-0 ① F8		BBB 4-0 FC1-5 1B BB	1 0	0 0	0 0	0 0	3 0	0 0	0 0
Bud Harrelson, S (1, 6) OBP: 0.400, SLG: 0.316 Ron Hodges, L (9, PH) OBP: 0.488, SLG: 0.500 (9, 2)		BBB 4-0 1-2 2-3 BB		x 0-0 ③ 6-3			x 0-0 ② 2-3		x 0-0 FC1-5 1-2 2B 1B	2 1	0 1	0 1	0 0	1 0	0 0	1 0
Jon Matlack, L (1, 1) OBP: 0.261, SLG: 0.200 Bruce Boisclair, L (7, PH) OBP: 0.356, SLG: 0.357 Bob Apodaca, R (7, 1) OBP: 0.500, SLG: 0.750 Skip Lockwood, R (7, 1) OBP: 0.600, SLG: 0.500 Joe Torre, R (9, PH) OBP: 0.393, SLG: 0.500 Leon Brown, R (9, PR) OBP: 1.000, SLG: 2.000 (9, 7)		SSS 0-3 ③ K			SSS 0-3 ① K		x 0-0 HR 1B		x 0-0 ① FC1-5 1-2 2-3f 2B	2 1 0 0 1 0	0 1 0 0 0 1	0 1 0 0 0 0	0 0 0 0 0 0	2 0 0 0 0 0	3 0 0 0 2 0	

| Inning Stats | | |

New York Mets @ Montreal Expos

Jarry Park, Montreal, QB

Fri May 21 1976, 7:05 PM EDT

Att. 8,543 - Unknown - 55 F

livebaseballscorecards.com

BOTTOM

Batter	1	2	3	4	5	6	7	8	9	AB	R	H	RBI	BB	SO	LOB
Pepe Mangual, R (1, 7) OBP: 0.442, SLG: 0.449	0-0 1B	4-0 BB		0-0 1-3 1B			4-0 BB		0-0 F9 ①	3	0	2	0	2	0	0
Jerry White, S (1, 8) OBP: 0.325, SLG: 0.366	0-0 F3 ①	0-0 F5 ③		0-0 F3 ③			0-0 1- 1B 2B ②		0-0 G3 ②	5	1	1	0	0	0	4
Andre Thornton, R (1, 3) OBP: 0.368, SLG: 0.415	0-0 1-H HR		0-3 K ①		0-0 F6 ①		0-0 3-H S 1B		0-0 F4 ③	5	1	2	3	0	1	0
Gary Carter, R (1, 2) OBP: 0.349, SLG: 0.351	0-0 E6 1B		4-0 FC5-4 BB		0-0 5-3 ②		0-0 F8 ③ 1-2			3	0	0	0	1	0	1
Larry Parrish, R (1, 5) OBP: 0.292, SLG: 0.333	0-0 F4 ②		0-3 K ②		0-0 2-3 ③			0-0 6-3 ①		4	0	0	0	0	1	2
Tim Foli, R (1, 6) OBP: 0.278, SLG: 0.431	0-0 1-3 FC5-4 1B		0-0 FC5-4 ③ 1-2f			0-0 F4 ①		0-0 F8 ②		4	0	1	0	0	0	1
Pete Mackanin, R (1, 4) OBP: 0.258, SLG: 0.377	0-0 FC5-4 ③ 1-2f			0-0 5-3 ①		0-0 L4 ②		0-0 2B		4	0	1	0	0	0	2
Pepe Frias, R (9, 4) OBP: 0.364, SLG: 0.400										0	0	0	0	0	0	0
Bombo Rivera, R (1, 9) OBP: 0.308, SLG: 0.333		0-0 F9 ①		0-0 F9 ②		0-0 F7 ③		4-0 IBB		3	0	0	0	0	0	0
Jim Lyttle, L (7, 9)										0	0	0	0	1	0	0
Steve Rogers, R (1, 1) OBP: 0.174, SLG: 0.174		0-0 F9 ②		0-0 1B 1B			0-3 K ①	0-3 K ③		4	0	1	0	0	2	2
Dale Murray, R (9, 1)										0	0	0	0	0	0	0

	AB	35
	R	2
	H	8
	RBI	3
	BB	4
	SO	4
	LOB	12

Inning Stats	1	2	3	4	5	6	7	8	9
	R: 2 E: 1 K: 0 S: 7	H: 3 LOB: 2 BB: 0 P: 7	R: 0 E: 0 K: 0 S: 3	H: 0 LOB: 1 BB: 1 P: 7	R: 0 E: 0 K: 2 S: 7	H: 0 LOB: 1 BB: 1 P: 11	R: 0 E: 0 K: 0 S: 5	H: 2 LOB: 2 BB: 0 P: 5	R: 0 E: 0 K: 0 S: 3	H: 0 LOB: 0 BB: 0 P: 3	R: 0 E: 0 K: 0 S: 3	H: 0 LOB: 0 BB: 0 P: 3	R: 1 E: 0 K: 1 S: 6	H: 2 LOB: 1 BB: 1 P: 10	R: 0 E: 0 K: 1 S: 6	H: 1 LOB: 2 BB: 1 P: 10	R: 0 E: 0 K: 0 S: 3	H: 0 LOB: 0 BB: 0 P: 3

	1B	5	SF	0	WP	0	PA	39
	2B	2	SAC	0	PB	0		
	3B	0	DP	0	SB	1		
	HR	1	HBP	0	CS	0		

PITCHER		IP	WLS	BF	H	R	ER	SO	BB	IBB	HBP	BLK	WP	HR	S	P	ERA	WHIP
Jon Matlack, L ERA: 2.88	(1, 1)	6.0		26	5	2	2	2	2	0	0	0	0	1	28	36	3.00	1.167
Bob Apodaca, R ERA: 2.42	(7, 1)	0.2		3	1	1	1	1	1	0	0	0	0	0	4	8	13.50	3.000
Skip Lockwood, R ERA: 2.14	(7, 1)	1.1	W	7	2	0	0	1	0	1	0	0	0	0	8	12	0.00	1.500
Ken Sanders, R ERA: 0.84	(9, 1)	1.0	S	3	0	0	0	0	0	0	0	0	0	0	3	3	0.00	0.000

PITCHER		IP	WLS	BF	H	R	ER	SO	BB	IBB	HBP	BLK	WP	HR	S	P	ERA	WHIP

New York Mets @ Montreal Expos

Jarry Park, Montreal, QB

Sat May 22 1976, 7:05 PM EDT

Att. 7,575 - Unknown - 54 F

livebaseballscorecards.com

TOP

Batter	1	2	3	4	5	6	7	8	9	AB	R	H	RBI	BB	SO	LOB
Wayne Garrett, L (1, 5) OBP: 0.336, SLG: 0.314	F7		BB BB		F9			BB 1B 1B BB 1-2	F8	3	1	0	0	2	0	1
Felix Millan, R (1, 4) OBP: 0.339, SLG: 0.356	4-3		BB 1-2			6-3		F8	5-3	4	0	0	0	1	0	2
John Milner, L (1, 7) OBP: 0.471, SLG: 0.622	K		G3			F7		BB 1B 1-2 2-3		4	1	1	0	0	1	2
Dave Kingman, R (1, 9) OBP: 0.293, SLG: 0.590	5-6-3			6-3		F7		F4		4	0	0	0	0	0	4
Ed Kranepool, L (1, 3) OBP: 0.336, SLG: 0.381		5-3		4-3			G3	1B 1B BB 1-2 2-3 3-H		3	1	0	1	1	0	0
Del Unser, L (1, 8) OBP: 0.265, SLG: 0.326		G6-4-3 1B		1-3			F7	1B 1B 1-3 2-H 3-H		4	0	2	2	0	0	0
Jerry Grote, R (1, 2) OBP: 0.404, SLG: 0.313		G6-4-3 1-2f			F8		E4	1B 1-2 3-H		4	0	1	1	0	0	1
Bud Harrelson, S (1, 6) OBP: 0.394, SLG: 0.310			6-3		K		F8	G3		2	0	0	0	0	1	0
Joe Torre, R (7, PH) OBP: 0.388, SLG: 0.494										1	0	0	0	0	0	1
Mike Phillips, L (7, 6) OBP: 0.250, SLG: 0.250										1	0	0	0	0	0	2
Jerry Koosman, R (1, 1) OBP: 0.400, SLG: 0.467			K		1B			1B BB BB	F7	2	0	1	0	0	1	0
Bruce Boisclair, L (8, PH) OBP: 0.370, SLG: 0.372										1	1	1	0	0	0	0
Skip Lockwood, R (8, 1) OBP: 0.500, SLG: 0.400										1	0	0	0	0	0	0
Inning Stats	R: 0 E: 0 K: 1 S: 6 H: 0 LOB: 1 BB: 0 P: 6	R: 0 E: 0 K: 0 S: 3 H: 1 LOB: 0 BB: 0 P: 3	R: 0 E: 0 K: 1 S: 5 H: 0 LOB: 2 BB: 2 P: 13	R: 0 E: 0 K: 0 S: 3 H: 0 LOB: 0 BB: 0 P: 3	R: 0 E: 0 K: 1 S: 6 H: 1 LOB: 1 BB: 0 P: 6	R: 0 E: 0 K: 0 S: 3 H: 0 LOB: 0 BB: 0 P: 3	R: 0 E: 1 K: 0 S: 4 H: 0 LOB: 1 BB: 0 P: 4	R: 4 E: 0 K: 0 S: 7 H: 4 LOB: 2 BB: 2 P: 15	R: 0 E: 0 K: 0 S: 3 H: 0 LOB: 0 BB: 0 P: 3	1B: 6 2B: 0 3B: 0 HR: 0 SF: 0 SAC: 0 DP: 1 HBP: 0	WP: 0 PB: 1 SB: 0 CS: 0 PA: 38					

	AB	34
	R	4
	H	6
	RBI	4
	BB	4
	SO	3
	LOB	13

PITCHER		IP	WLS	BF	H	R	ER	SO	BB	IBB	HBP	BLK	WP	HR	S	P	ERA	WHIP
Don Stanhouse, R ERA: 1.44	(1, 1)	7.0		27	3	1	1	3	2	0	0	0	0	0	31	39	1.29	0.714
Fred Scherman, L ERA: 4.05	(8, 1)	0.0	L	1	0	0	0	0	1	0	0	0	0	0	0	4	∞	∞
Wayne Granger, R ERA: 3.6	(8, 1)	0.2		4	1	0	0	0	1	0	0	0	0	0	3	7	0.00	3.000
Dale Murray, R ERA: 2.08	(8, 1)	1.1		6	2	3	3	0	0	0	0	0	0	0	6	6	20.25	1.500

PITCHER		IP	WLS	BF	H	R	ER	SO	BB	IBB	HBP	BLK	WP	HR	S	P	ERA	WHIP

New York Mets @ Montreal Expos

Jarry Park, Montreal, QB

Sat May 22 1976, 7:05 PM EDT

Att. 7,575 - Unknown - 54 F

livebaseballscorecards.com

BOTTOM

Batter	1	2	3	4	5	6	7	8	9	AB	R	H	RBI	BB	SO	LOB
Pepe Mangual, R (1, 8) (8, 7) OBP: 0.427, SLG: 0.431	K		SH2-4		F9			F9		3	0	0	0	0	1	0
Nate Colbert, R (1, 3) OBP: 0.347, SLG: 0.400	K		SF9 BB IBB		K			K		3	0	0	0	1	3	0
Andre Thornton, R (1, 9) OBP: 0.372, SLG: 0.433	3B		FC6-4 BB			K		F9		3	0	1	0	1	1	0
Gary Carter, R (1, 2) OBP: 0.338, SLG: 0.342	F9		SF9			F8			F7	3	0	0	1	0	0	1
Larry Parrish, R (1, 5) OBP: 0.284, SLG: 0.323		K	FC6-4			6-3			K	4	0	0	0	0	2	2
Tim Foli, R (1, 6) OBP: 0.286, SLG: 0.429		1B		4-3 PO S BB			1-3		K	3	0	1	0	1	1	0
Pete Mackanin, R (1, 4) OBP: 0.252, SLG: 0.368		F9		K			1-3			3	0	0	0	0	1	2
Jerry White, S (8, 8) OBP: 0.325, SLG: 0.366										0	0	0	0	0	0	0
Bombo Rivera, R (1, 7) OBP: 0.310, SLG: 0.333		F5		4-3			FC6-4 1B			3	0	1	0	0	0	2
Pepe Frias, R (8, 4) OBP: 0.364, SLG: 0.400										0	0	0	0	0	0	0
Don Stanhouse, R (1, 1) OBP: 0.500, SLG: 0.750			BB SH2-4 SF9 1B	PO	F8		FC6-4			3	1	1	0	0	0	1
Fred Scherman, L (8, 1) OBP: 0.333, SLG: 0.333										0	0	0	0	0	0	0
Wayne Granger, R (8, 1)										0	0	0	0	0	0	0
Dale Murray, R (8, 1)										0	0	0	0	0	0	0

Inning Stats	1	2	3	4	5	6	7	8	9
R	0	0	1	0	0	0	0	0	0
E	0	0	0	0	0	0	0	0	0
K	2	1	0	1	0	1	0	0	2
S	8	6	4	4	5	5	4	5	7
H	1	1	1	0	0	0	1	0	0
LOB	1	1	2	0	0	0	1	0	0
BB	0	0	2	1	0	0	0	0	0
P	8	6	12	8	5	5	4	5	7

1B	3
2B	0
3B	1
HR	0
SF	1
SAC	1
DP	0
HBP	0
WP	0
PB	0
SB	1
CS	0
PA	34

AB	28
R	1
H	4
RBI	1
BB	3
SO	9
LOB	8

PITCHER		IP	WLS	BF	H	R	ER	SO	BB	IBB	HBP	BLK	WP	HR	S	P	ERA	WHIP
Jerry Koosman, L ERA: 2.85	(1, 1)	7.0	W	27	4	1	1	6	2	1	0	0	0	0	36	48	1.29	0.857
Skip Lockwood, R ERA: 1.96	(8, 1)	2.0	S	6	0	0	0	3	0	0	0	0	0	0	12	12	0.00	0.000

PITCHER	IP	WLS	BF	H	R	ER	SO	BB	IBB	HBP	BLK	WP	HR	S	P	ERA	WHIP

Batter	1	2	3	4	5	6	7	8	9	AB	R	H	RBI	BB	SO	LOB
Mike Phillips, L (1, 4) (8, 6) OBP: 0.242, SLG: 0.219	4-3		P2		F9		K		BB	4	0	0	0	1	1	1
Wayne Garrett, L (1, 5) OBP: 0.345, SLG: 0.314	G6-4-3 1B		1B 1-2 HBP		3-1		BB		S	3	0	1	0	1	1	1
Dave Kingman, R (1, 9) OBP: 0.284, SLG: 0.571	G6-4-3 1-2f		K		E3		K 1-2		F7	5	0	0	0	0	2	5
John Milner, L (1, 7) OBP: 0.473, SLG: 0.610		F7	1-3 2-H 1B		G3		BB			3	0	1	1	1	0	1
Ed Kranepool, L (1, 3) OBP: 0.333, SLG: 0.377		WP 1B 1B	K			4-3	5-3			4	1	1	0	0	1	4
Ron Hodges, L (1, 2) OBP: 0.489, SLG: 0.486 Leon Brown, R (8, PR) OBP: 1.000, SLG: 2.000 Jerry Grote, R (8, 2) OBP: 0.404, SLG: 0.313		F7 1-2		3-4-1		HR BB		CS 1B		3 0 0	1 0 0	1 0 0	0 0 0	1 0 0	0 0 0	1 0 0
Del Unser, L (1, 8) OBP: 0.271, SLG: 0.352		S 2-H 1B		4-3		1-H HR		F7 1-2		4	1	2	3	0	0	1
Bud Harrelson, S (1, 6) OBP: 0.400, SLG: 0.307 Bruce Boisclair, L (8, PH) OBP: 0.362, SLG: 0.364 Felix Millan, R (8, 4) OBP: 0.339, SLG: 0.356		4-3 1-2		BB		CS BB		6-3		1 1 0	0 0 0	0 0 0	0 0 0	2 0 0	0 0 0	1 1 0
Craig Swan, R (1, 1) OBP: 0.143, SLG: 0.077 Bob Apodaca, R (7, 1) OBP: 0.500, SLG: 0.750 Joe Torre, R (9, PH) OBP: 0.384, SLG: 0.488			HBP 1B 1B	G3		K 1-2			F8	3 0 1	1 0 0	1 0 0	0 0 0	0 0 0	1 0 0	2 0 0
Inning Stats	R: 0 E: 0 K: 0 S: 3 H: 1 LOB: 0 BB: 0 P: 3	R: 1 E: 0 K: 0 S: 5 H: 2 LOB: 1 BB: 0 P: 5	R: 1 E: 0 K: 2 S: 9 H: 2 LOB: 2 BB: 0 P: 10	R: 0 E: 0 K: 0 S: 3 H: 0 LOB: 1 BB: 1 P: 7	R: 0 E: 1 K: 0 S: 4 H: 0 LOB: 1 BB: 0 P: 4	R: 2 E: 0 K: 1 S: 5 H: 1 LOB: 1 BB: 2 P: 13	R: 0 E: 0 K: 2 S: 7 H: 0 LOB: 2 BB: 2 P: 15	R: 0 E: 0 K: 0 S: 3 H: 1 LOB: 1 BB: 0 P: 3	R: 0 E: 0 K: 1 S: 5 H: 0 LOB: 1 BB: 1 P: 9	1B: 6 2B: 1 3B: 0 HR: 1	SF: 0 SAC: 0 DP: 2 HBP: 1						

TOP

New York Mets @ Montreal Expos

Jarry Park, Montreal, QB

Sun May 23 1976, 3:33 AM EDT

Att. 22,861 - Unknown - 55 F

livebaseballscorecards.com

AB	32
R	4
H	7
RBI	4
BB	6
SO	6
LOB	18

WP: 1 PB: 0 SB: 2 CS: 2 PA: 39

PITCHER		IP	WLS	BF	H	R	ER	SO	BB	IBB	HBP	BLK	WP	HR	S	P	ERA	WHIP
Don Carrithers, R ERA: 4.18	(1, 1)	6.0		27	6	4	4	3	3	0	1	0	1	1	29	42	6.00	1.500
Chip Lang, R ERA:	(7, 1)	3.0	W	12	1	0	0	3	3	0	0	0	0	0	15	27	0.00	1.333

PITCHER	IP	WLS	BF	H	R	ER	SO	BB	IBB	HBP	BLK	WP	HR	S	P	ERA	WHIP

Batter	1	2	3	4	5	6	7	8	9	AB	R	H	RBI	BB	SO	LOB
Pepe Mangual, R (1, 7) OBP: 0.426, SLG: 0.421	BBBB 4-0 BB	x 0-0 ③ 6-3			SSS 0-3 ① K		x 0-0 1B	SSS 0-3 ② K		4	0	1	0	1	2	1
Jerry White, S (1, 8) OBP: 0.328, SLG: 0.362	x 0-0 ① 4-3 1-3	x 0-0 ① F9		BBBB 4-0 BB BB		x 0-0 SF7 1B 1-3 1B	x 0-0 ③ F9			4	1	1	0	1	0	2
Andre Thornton, R (1, 9) OBP: 0.376, SLG: 0.429	BBBB 4-0 E 1B BB	x 0-0 ② F7		BBBB 4-0 ② 1-2 BB		x 0-0 ① SF7 1-2 3-H				1	1	0	1	2	0	0
Gary Carter, R (1, 2) OBP: 0.336, SLG: 0.339	x 0-0 E1 1B 1-2	x 0-0 ③ F9		x 0-0 ③ 1-3		x 0-0 5-3 2-H 1B				4	0	1	1	0	0	3
Larry Parrish, R (1, 5) OBP: 0.275, SLG: 0.315	x 0-0 ② SF8 3-H			x 0-0 ① 5-3		x 0-0 ① F7	x 0-0 ② 5-3 1-2			3	0	0	1	0	0	1
Mike Jorgensen, L (1, 3) OBP: 0.336, SLG: 0.404	x 0-0 1-3 2-H 1B			x 0-0 2B 1B		x 0-0 E3 1B FC5-2	4-0 IBB			3	1	2	1	1	0	0
Pete Mackanin, R (1, 4) OBP: 0.252, SLG: 0.364	x 0-0 ③ 5-3			SSS 0-3 ② K		x 0-0 FC5-2 1-3 1B	SSS 0-3 ③ K			4	0	1	0	0	2	5
Pepe Frias, R (1, 6) OBP: 0.400, SLG: 0.500		x 0-0 ① P3		x 0-0 1-H 2B		x 0-0 ② FC5-2 1-2 3-H		x 0-0 SH1-4 1B		4	0	2	1	0	0	2
Don Carrithers, R (1, 1) Jim Dwyer, L (6, PH) OBP: 0.367, SLG: 0.333 Chip Lang, R (7, 1)		x 0-0 ② P3		x 0-0 ③ 6-3		x 0-0 ③ F6		x 0-0 ① SH1-4 1-2		2 1 0	0 0 0	0 0 0	0 0 0	0 0 0	0 0 0	1 2 0
Inning Stats	R: 2 E: 1 K: 0 S: 5 H: 1 LOB: 2 BB: 2 P: 13	R: 0 E: 0 K: 0 S: 3 H: 0 LOB: 0 BB: 0 P: 3	R: 0 E: 0 K: 0 S: 3 H: 0 LOB: 0 BB: 0 P: 3	R: 1 E: 0 K: 1 S: 7 H: 2 LOB: 1 BB: 0 P: 7	R: 0 E: 0 K: 1 S: 4 H: 0 LOB: 1 BB: 2 P: 12	R: 0 E: 1 K: 0 S: 5 H: 1 LOB: 2 BB: 0 P: 5	R: 2 E: 0 K: 1 S: 8 H: 3 LOB: 2 BB: 1 P: 12	R: 0 E: 0 K: 1 S: 6 H: 1 LOB: 1 BB: 0 P: 6								

PITCHER		IP	WLS	BF	H	R	ER	SO	BB	IBB	HBP	BLK	WP	HR	S	P	ERA	WHIP
Craig Swan, R ERA: 4.3	(1, 1)	6.1	L	31	7	5	3	2	4	0	0	0	0	0	31	47	4.26	1.737
Bob Apodaca, R ERA: 2.25	(7, 1)	1.2		7	1	0	0	2	0	1	0	0	0	0	10	14	0.00	0.600

PITCHER	IP	WLS	BF	H	R	ER	SO	BB	IBB	HBP	BLK	WP	HR	S	P	ERA	WHIP

BOTTOM

New York Mets @ Montreal Expos

Jarry Park, Montreal, QB

Sun May 23 1976, 3:33 AM EDT

Att. 22,861 - Unknown - 55 F

livebaseballscorecards.com

AB	30
R	3
H	8
RBI	5
BB	5
SO	4
LOB	17

1B: 7 SF: 2
2B: 1 SAC: 1
3B: 0 DP: 0
HR: 0 HBP: 0

WP: 0 PA: 38
PB: 0
SB: 1
CS: 0

Montreal Expos @ Pittsburgh Pirates

Three Rivers Stadium, Pittsburgh, PA

Mon May 24 1976, 7:05 PM EDT

Att. 5,420 - Unknown

TOP

livebaseballscorecards.com

Batter	1	2	3	4	5	6	7	8	9	AB	R	H	RBI	BB	SO	LOB
Pepe Mangual, R (1, 7) OBP: 0.429, SLG: 0.430	F3		F8		BB		SH2-4 1-2		4-3 2B	3	0	1	0	1	0	1
Jerry White, S (1, 8) OBP: 0.316, SLG: 0.347	F7			F8	L8		4-3 2-3		4-3 2-3	5	0	0	0	0	0	3
Andre Thornton, R (1, 3) OBP: 0.369, SLG: 0.417 Mike Jorgensen, L (9, 3) OBP: 0.336, SLG: 0.404	F9			5-3		FC5-4 SH1-4 1B 1B	K		K	5 0	1 0	1 0	0 0	0 0	2 0	2 0
Gary Carter, R (1, 9) OBP: 0.329, SLG: 0.331 Jim Lyttle, L (8, 9)		F8		5-3		SH1-4 1-2		6-3		3 0	0 0	0 0	0 0	0 0	0 0	0 0
Larry Parrish, R (1, 5) OBP: 0.282, SLG: 0.310		F9			HR BB	BB FC5-4		5-3		2	1	0	0	2	0	0
Tim Foli, R (1, 6) OBP: 0.293, SLG: 0.457		6-3			HR 1-H	FC5-4 1B 1-2f 2-3		1B 1B		4	1	2	2	0	0	2
Pete Mackanin, R (1, 4) OBP: 0.260, SLG: 0.368 Fred Scherman, L (8, 1) OBP: 0.333, SLG: 0.333			F7		F6	1-2 3-H 1B		FC6-4 1-2 1B		4 0	0 0	2 0	1 0	0 0	0 0	0 0
Barry Foote, R (1, 2) OBP: 0.302, SLG: 0.377			1-3 2B		HR	K		FC6-4 1-2f		4	1	2	1	0	1	4
Woodie Fryman, R (1, 1) OBP: 0.050, SLG: 0.050 Pepe Frias, R (8, 4) OBP: 0.375, SLG: 0.467			1-3 2-3		6-3		E1 4-3 SH2-4		L4	3 1	0 0	0 0	0 0	0 0	0 0	1 0

	AB	34
	R	4
	H	8
	RBI	4
	BB	3
	SO	3
	LOB	13

Inning Stats	1	2	3	4	5	6	7	8	9			
	R: 0 E: 0 K: 0 S: 3	H: 0 LOB: 0 BB: 0 P: 3	R: 0 E: 0 K: 0 S: 3	H: 0 LOB: 0 BB: 0 P: 3	R: 0 E: 0 K: 0 S: 4	H: 1 LOB: 1 BB: 0 P: 4	R: 0 E: 0 K: 0 S: 3	H: 0 LOB: 0 BB: 0 P: 3	R: 3 E: 0 K: 0 S: 5	H: 2 LOB: 2 BB: 2 P: 13	R: 1 E: 0 K: 1 S: 7	H: 2 LOB: 2 BB: 1 P: 11
	R: 0 E: 1 K: 1 S: 6	H: 0 LOB: 1 BB: 0 P: 6	R: 0 E: 0 K: 0 S: 5	H: 2 LOB: 2 BB: 0 P: 5	R: 0 E: 0 K: 1 S: 6	H: 1 LOB: 1 BB: 0 P: 6	1B: 4 2B: 2 3B: 0 HR: 2	SF: 0 SAC: 2 DP: 0 HBP: 0	WP: 0 PB: 0 SB: 0 CS: 0	PA: 39		

PITCHER	IP	WLS	BF	H	R	ER	SO	BB	IBB	HBP	BLK	WP	HR	S	P	ERA	WHIP
John Candelaria, L (1, 1) ERA: 3.61	5.1	L	23	4	4	4	0	3	0	0	0	0	2	20	32	6.75	1.312
Kent Tekulve, R (6, 1) ERA: 2.7	1.2		7	1	0	0	2	0	0	0	0	0	0	11	11	0.00	0.600
Bob Moose, R (8, 1) ERA:	2.0		9	3	0	0	1	0	0	0	0	0	0	11	11	0.00	1.500

PITCHER	IP	WLS	BF	H	R	ER	SO	BB	IBB	HBP	BLK	WP	HR	S	P	ERA	WHIP

Montreal Expos @ Pittsburgh Pirates

Three Rivers Stadium, Pittsburgh, PA

Mon May 24 1976, 7:05 PM EDT

Att. 5,420 - Unknown

BOTTOM

Batter	1	2	3	4	5	6	7	8	9	AB	R	H	RBI	BB	SO	LOB
Frank Taveras, R (1, 6) OBP: 0.274, SLG: 0.244	5-3	1B			K			G4-6-3 1B		4	0	2	1	0	1	0
Rennie Stennett, R (1, 4) OBP: 0.273, SLG: 0.335	L5		F9		F2			G4-6-3 1-2f		4	0	0	0	0	0	1
Al Oliver, L (1, 8) OBP: 0.359, SLG: 0.525	1-3		F8			G3		K		4	0	0	0	0	1	0
Richie Zisk, R (1, 7) OBP: 0.359, SLG: 0.490		F6	BB			F8			5-3	3	0	0	0	1	0	0
Bill Robinson, R (1, 9) OBP: 0.386, SLG: 0.646		5-3	5-3			F9			F5	4	0	0	0	0	0	1
Bob Robertson, R (1, 3) OBP: 0.317, SLG: 0.156		BB 1B BB		4-0 CS BB			F8		F8	2	1	0	0	2	0	0
Manny Sanguillen, R (1, 2) OBP: 0.296, SLG: 0.331		1B 1B 1B 1-2 BB		1-3 1-2			F5			2	1	0	0	1	0	1
Tommy Helms, R (1, 5) OBP: 0.316, SLG: 0.444		1B 1B 1-2 2-H 1B		F8			2B			3	0	2	1	0	0	0
John Candelaria, L (1, 1) OBP: 0.294, SLG: 0.143		1B 1-2 2-3 1B			6-3		5-3			2	0	1	0	0	0	0
Kent Tekulve, R (6, 1)										0	0	0	0	0	0	0
Duffy Dyer, R (7, PH) OBP: 0.313, SLG: 0.393										1	0	0	0	0	0	1
Bob Moose, R (8, 1) OBP: 0.500, SLG: 1.000										0	0	0	0	0	0	0
Inning Stats	R: 0 E: 0 K: 0 S: 3 H: 0 LOB: 0 BB: 0 P: 3	R: 2 E: 0 K: 0 S: 5 H: 3 LOB: 2 BB: 2 P: 13	R: 0 E: 0 K: 0 S: 3 H: 0 LOB: 1 BB: 1 P: 7	R: 0 E: 0 K: 0 S: 2 H: 0 LOB: 0 BB: 1 P: 6	R: 0 E: 0 K: 1 S: 5 H: 0 LOB: 0 BB: 0 P: 5	R: 0 E: 0 K: 0 S: 3 H: 0 LOB: 0 BB: 0 P: 3	R: 0 E: 0 K: 0 S: 4 H: 1 LOB: 1 BB: 0 P: 4	R: 0 E: 0 K: 1 S: 5 H: 1 LOB: 0 BB: 0 P: 5	R: 0 E: 0 K: 0 S: 3 H: 0 LOB: 0 BB: 0 P: 3	1B: 4 2B: 1 3B: 0 HR: 0 SF: 0 SAC: 0 DP: 1 HBP: 0						

livebaseballscorecards.com

AB	29
R	2
H	5
RBI	2
BB	4
SO	2
LOB	4

PITCHER		IP	WLS	BF	H	R	ER	SO	BB	IBB	HBP	BLK	WP	HR	S	P	ERA	WHIP
Woodie Fryman, L ERA: 3.38	(1, 1)	7.0	W	27	4	2	2	1	4	0	0	0	0	0	25	41	2.57	1.143
Fred Scherman, L ERA: 3.68	(8, 1)	2.0	S	6	1	0	0	1	0	0	0	0	0	0	8	8	0.00	0.500

PITCHER	IP	WLS	BF	H	R	ER	SO	BB	IBB	HBP	BLK	WP	HR	S	P	ERA	WHIP

Montreal Expos @ Pittsburgh Pirates

Three Rivers Stadium, Pittsburgh, PA

Tue May 25 1976, 7:05 PM EDT

Att. 4,805 - Unknown

TOP

livebaseballscorecards.com

Batter	1	2	3	4	5	6	7	8	9	10	11	AB	R	H	RBI	BB	SO	LOB
Pepe Mangual, R (1, 7) OBP: 0.437, SLG: 0.427	F4		F3			SH5-3 1B		E S 2B BB			1B E SF8 BB	3	2	1	0	2	0	0
Jerry White, S (1, 8) OBP: 0.321, SLG: 0.360	F7			P3		SH5-3 1-2		1-H 2B			1-3 SF8 E 1B	4	1	2	1	0	0	0
Andre Thornton, R (1, 9) OBP: 0.363, SLG: 0.406	5-3			BB		F8		F8			1-2 3-H SF8	3	0	0	1	1	0	2
Jim Lyttle, L (11, 9)												0	0	0	0	0	0	0
Gary Carter, R (1, 2) OBP: 0.324, SLG: 0.320		F7		F8		F8			1-3		E IBB	4	1	0	0	1	0	2
Larry Parrish, R (1, 5) OBP: 0.286, SLG: 0.343		HR		6-3			6-3		F7		1-H 2-H E6 2B 2B	5	2	2	3	0	0	1
Tim Foli, R (1, 6) OBP: 0.297, SLG: 0.463		6-3			FC6-4 1B		K		F7		3-H 2B	5	0	2	1	0	1	0
Mike Jorgensen, L (1, 3) OBP: 0.331, SLG: 0.389		F7			F7		4-3			G3	FC4-6 IBB	4	0	0	0	1	0	1
Pete Mackanin, R (1, 4) OBP: 0.250, SLG: 0.354			5-3		FC6-4 1-2f			K		F9	F8	5	0	0	0	0	1	3
Pepe Frias, R (11, 4) OBP: 0.375, SLG: 0.467												0	0	0	0	0	0	0
Steve Rogers, R (1, 1) OBP: 0.160, SLG: 0.160			6-3		K			F5		4-3	FC4-6 1-2f	2	0	0	0	0	1	1
Jose Morales, R (8, PH) OBP: 0.200, SLG: 0.267												1	0	0	0	0	0	0
Dale Murray, R (8, 1)												0	0	0	0	0	0	0
Jim Dwyer, L (10, PH) OBP: 0.360, SLG: 0.326												1	0	0	0	0	0	0
Wayne Granger, R (10, 1)												1	0	0	0	0	0	2
Fred Scherman, L (11, 1) OBP: 0.333, SLG: 0.333												0	0	0	0	0	0	0
Inning Stats	R: 0 E: 0 K: 0 S: 3 / H: 0 LOB: 0 BB: 0 P: 3	R: 1 E: 0 K: 0 S: 4 / H: 1 LOB: 0 BB: 0 P: 4	R: 0 E: 0 K: 0 S: 3 / H: 0 LOB: 0 BB: 0 P: 3	R: 0 E: 0 K: 0 S: 3 / H: 0 LOB: 1 BB: 1 P: 7	R: 0 E: 0 K: 1 S: 6 / H: 1 LOB: 1 BB: 0 P: 6	R: 0 E: 0 K: 0 S: 4 / H: 1 LOB: 1 BB: 0 P: 4	R: 0 E: 0 K: 1 S: 5 / H: 0 LOB: 0 BB: 0 P: 5	R: 1 E: 0 K: 1 S: 6 / H: 1 LOB: 1 BB: 1 P: 10	R: 0 E: 0 K: 0 S: 3 / H: 0 LOB: 0 BB: 0 P: 3	R: 0 E: 0 K: 0 S: 3 / H: 0 LOB: 0 BB: 0 P: 3	R: 4 E: 2 K: 0 S: 6 / H: 3 LOB: 2 BB: 3 P: 18	1B: 3 2B: 3 3B: 0 HR: 1	SF: 1 SAC: 1 DP: 0 HBP: 0		WP: 0 PB: 0 SB: 1 CS: 0	PA: 45		

PITCHER		IP	WLS	BF	H	R	ER	SO	BB	IBB	HBP	BLK	WP	HR	S	P	ERA	WHIP
Doc Medich, R ERA: 3.71	(1, 1)	8.0		30	4	2	2	3	2	0	0	0	0	1	34	42	2.25	0.750
Dave Giusti, R ERA: 4.5	(9, 1)	2.0		6	0	0	0	0	0	0	0	0	0	0	6	6	0.00	0.000
Bob Moose, R ERA: 1.46	(11, 1)	0.1	L	5	2	4	4	0	1	1	0	0	0	0	3	11	108.00	9.000
Kent Tekulve, R ERA: 2.6	(11, 1)	0.2		4	1	0	0	0	0	1	0	0	0	0	3	7	0.00	1.500

PITCHER	IP	WLS	BF	H	R	ER	SO	BB	IBB	HBP	BLK	WP	HR	S	P	ERA	WHIP

AB	38
R	6
H	7
RBI	6
BB	5
SO	3
LOB	12

Montreal Expos @ Pittsburgh Pirates

Three Rivers Stadium, Pittsburgh, PA

Tue May 25 1976, 7:05 PM EDT

Att. 4,805 - Unknown

livebaseballscorecards.com

Batter	1	2	3	4	5	6	7	8	9	10	11	AB	R	H	RBI	BB	SO	LOB
Rennie Stennett, R (1, 4) (9, 6) OBP: 0.275, SLG: 0.341	5-3		4-3		3-1 1B 2B		1B G3 FC3-2 1B		G3		L4	6	1	2	0	0	0	1
Richie Hebner, L (1, 5) OBP: 0.281, SLG: 0.254	4-3			P3	3-1 2-3		G3 1-2		K		G3	6	0	0	0	0	1	2
Al Oliver, L (1, 8) OBP: 0.373, SLG: 0.532	4-3			E1 1B 1B	3-H 1B		FC3-2 2-3 1B		1B 1B		3B 1B	6	2	4	1	0	0	0
Willie Stargell, L (1, 3) OBP: 0.399, SLG: 0.529		F5		F8	G3		FC3-2 1-2 3-H		FC4-6 1-3 1B		1-H 3B	6	0	2	1	0	0	4
Richie Zisk, R (1, 7) OBP: 0.352, SLG: 0.477		6-3		1B 1-2 1B		L5	1-4-3		FC4-6 1-2f		F9	6	0	1	0	0	0	5
Bill Robinson, R (1, 9) OBP: 0.398, SLG: 0.639		K		1-3 2-H 1B		1B BB		E5 SH3-4		SH3-4 1B		4	0	2	1	1	1	0
Manny Sanguillen, R (1, 2) OBP: 0.312, SLG: 0.336			4-3 BB	IBB		1-2 1B		SH3-4 1-2		SH3-4 1-2		1	0	1	0	2	0	0
Frank Taveras, R (1, 6) OBP: 0.268, SLG: 0.239			4-3 1-2	F8		F7		6-3		6-3		2	0	0	0	0	0	4
Ed Kirkpatrick, L (6, PH) OBP: 0.360, SLG: 0.238												1	0	0	0	0	0	2
Mario Mendoza, R (7, 6) OBP: 0.234, SLG: 0.227												0	0	0	0	0	0	0
Bob Robertson, R (8, PH) OBP: 0.310, SLG: 0.152												1	0	0	0	0	0	1
Tommy Helms, R (9, 4) OBP: 0.300, SLG: 0.421												1	0	0	0	0	0	1
Doc Medich, R (1, 1) OBP: 0.158, SLG: 0.059			K		6-3	G3		1-3		5-3		3	0	0	0	0	1	3
Ed Ott, L (8, PH) OBP: 0.500, SLG: 0.429												1	0	0	0	0	0	1
Dave Giusti, R (9, 1)												0	0	0	0	0	0	0
Duffy Dyer, R (10, PH) OBP: 0.303, SLG: 0.379												1	0	0	0	0	0	1
Bob Moose, R (11, 1) OBP: 0.500, SLG: 1.000												0	0	0	0	0	0	0
Kent Tekulve, R (11, 1)												0	0	0	0	0	0	0
Inning Stats	R: 0 H: 0 E: 0 LOB: 0 K: 0 BB: 0 S: 3 P: 3	R: 0 H: 0 E: 0 LOB: 0 K: 1 BB: 0 S: 5 P: 5	R: 0 H: 0 E: 0 LOB: 1 K: 1 BB: 1 S: 5 P: 9	R: 1 H: 2 E: 1 LOB: 3 K: 0 BB: 1 S: 6 P: 10	R: 1 H: 2 E: 0 LOB: 1 K: 0 BB: 0 S: 5 P: 5	R: 0 H: 1 E: 0 LOB: 2 K: 0 BB: 1 S: 4 P: 8	R: 0 H: 2 E: 0 LOB: 2 K: 0 BB: 0 S: 5 P: 5	R: 0 H: 0 E: 1 LOB: 1 K: 0 BB: 0 S: 4 P: 4	R: 0 H: 2 E: 0 LOB: 2 K: 1 BB: 0 S: 7 P: 7	R: 0 H: 1 E: 0 LOB: 1 K: 0 BB: 0 S: 4 P: 4	R: 1 H: 2 E: 0 LOB: 1 K: 0 BB: 0 S: 5 P: 5							

PITCHER	IP	WLS	BF	H	R	ER	SO	BB	IBB	HBP	BLK	WP	HR	S	P	ERA	WHIP
Steve Rogers, R (1, 1) ERA: 3.44	7.0		32	7	2	1	2	2	1	0	0	0	0	33	45	1.29	1.286
Dale Murray, R (8, 1) ERA: 1.93	2.0		9	2	0	0	1	0	0	0	0	0	0	11	11	0.00	1.000
Wayne Granger, R (10, 1) ERA: 3.38	1.1	W	5	1	0	0	0	0	0	0	0	0	0	5	5	0.00	0.750
Fred Scherman, L (11, 1) ERA: 3.97	0.2		4	2	1	1	0	0	0	0	0	0	0	4	4	13.50	3.000

PITCHER	IP	WLS	BF	H	R	ER	SO	BB	IBB	HBP	BLK	WP	HR	S	P	ERA	WHIP

AB	45
R	3
H	12
RBI	3
BB	3
SO	3
LOB	25

1B: 10	SF: 0	WP: 0	PA: 50
2B: 1	SAC: 2	PB: 0	
3B: 1	DP: 0	SB: 0	
HR: 0	HBP: 0	CS: 0	

Batter	1	2	3	4	5	6	7	8	9	AB	R	H	RBI	BB	SO	LOB
Pepe Mangual, R (1, 7) OBP: 0.430, SLG: 0.419	F4			6-3 SF9 HBP 1B	K		K			4	1	1	0	0	2	1
Jerry White, S (1, 8) OBP: 0.333, SLG: 0.383	G3			6-3 HBP		SF7 3B		5-3 1B		3	1	2	0	0	0	0
Andre Thornton, R (1, 9) OBP: 0.360, SLG: 0.394	F8			6-3		BB		5-3		3	0	0	0	1	0	3
Gary Carter, R (1, 2) OBP: 0.322, SLG: 0.313		5-3		IBB		F9		F8		3	0	0	0	1	0	3
Larry Parrish, R (1, 5) OBP: 0.278, SLG: 0.338		F8		SF9		SF7		5-3		2	0	0	2	0	0	1
Tim Foli, R (1, 6) OBP: 0.288, SLG: 0.448		F4		K		F5			L7	4	0	0	0	0	1	3
Mike Jorgensen, L (1, 3) OBP: 0.328, SLG: 0.378			F6		F6		F9		BB	3	0	0	0	1	0	0
Pete Mackanin, R (1, 4) OBP: 0.257, SLG: 0.381			K		HR		1B		F9	4	1	2	1	0	1	1
Dan Warthen, S (1, 1)			K		K		K		L3	2	0	0	0	0	2	0
Wayne Granger, R (6, 1)										0	0	0	0	0	0	0
Jose Morales, R (7, PH) OBP: 0.188, SLG: 0.250										1	0	0	0	0	1	1
Chip Lang, R (7, 1)										0	0	0	0	0	0	0
Barry Foote, R (9, PH) OBP: 0.297, SLG: 0.371										1	0	0	0	0	0	1
Inning Stats	R: 0 E: 0 K: 0 S: 3 H: 0 LOB: 0 BB: 0 P: 3	R: 0 E: 0 K: 0 S: 3 H: 0 LOB: 0 BB: 0 P: 3	R: 0 E: 0 K: 2 S: 7 H: 0 LOB: 0 BB: 0 P: 7	R: 1 E: 0 K: 1 S: 6 H: 1 LOB: 2 BB: 1 P: 11	R: 1 E: 0 K: 2 S: 8 H: 1 LOB: 0 BB: 0 P: 8	R: 1 E: 0 K: 0 S: 4 H: 1 LOB: 1 BB: 1 P: 8	R: 0 E: 0 K: 2 S: 8 H: 1 LOB: 1 BB: 0 P: 8	R: 0 E: 0 K: 0 S: 4 H: 1 LOB: 1 BB: 0 P: 4	R: 0 E: 0 K: 0 S: 3 H: 0 LOB: 1 BB: 1 P: 7	1B: 3 2B: 0 3B: 1 HR: 1	SF: 2 SAC: 0 DP: 0 HBP: 1						

PITCHER	IP	WLS	BF	H	R	ER	SO	BB	IBB	HBP	BLK	WP	HR	S	P	ERA	WHIP
Larry Demery, R (1, 1) ERA: 3.04	6.0	W	24	3	3	3	5	1	1	1	0	0	1	31	40	4.50	0.667
John Candelaria, L (7, 1) ERA: 3.4	3.0	S	12	2	0	0	2	1	0	0	0	0	0	15	19	0.00	1.000

PITCHER	IP	WLS	BF	H	R	ER	SO	BB	IBB	HBP	BLK	WP	HR	S	P	ERA	WHIP

Montreal Expos @ Pittsburgh Pirates

Three Rivers Stadium, Pittsburgh, PA

Wed May 26 1976, 7:05 PM EDT

Att. 6,581 - Unknown

TOP

livebaseballscorecards.com

AB	30
R	3
H	5
RBI	3
BB	3
SO	7
LOB	14

PA: 36

WP: 0 PB: 0 SB: 0 CS: 0

Montreal Expos @ Pittsburgh Pirates

Three Rivers Stadium, Pittsburgh, PA

Wed May 26 1976, 7:05 PM EDT

Att. 6,581 - Unknown

BOTTOM

Batter	1	2	3	4	5	6	7	8	9	AB	R	H	RBI	BB	SO	LOB
Rennie Stennett, R (1, 4) OBP: 0.274, SLG: 0.345	F7		F7		F8	1-H, 3-H, 2B				4	0	1	2	0	0	1
Manny Sanguillen, R (1, 2) OBP: 0.310, SLG: 0.333	E7		1-2, 1B		6-3	K				4	0	1	0	0	1	2
Al Oliver, L (1, 8) OBP: 0.362, SLG: 0.515	F8		K			4-3	G3			4	0	0	0	0	1	3
Willie Stargell, L (1, 3) OBP: 0.394, SLG: 0.545	F5		F7			F2	HR			4	1	1	1	0	0	3
Richie Zisk, R (1, 7) OBP: 0.355, SLG: 0.477		K		1B		BB, 1B, BB, 1B	6-3			4	1	2	0	0	1	0
Bill Robinson, R (1, 9) OBP: 0.402, SLG: 0.632		1B		F8		BB, BB, 1-2, 1B, 1B	F7			4	1	2	0	0	0	1
Richie Hebner, L (1, 5) OBP: 0.287, SLG: 0.256		F8		K		BB, 1B, 1-2, 2-3, BB		BB, 1B		3	1	1	0	1	1	2
Frank Taveras, R (1, 6) OBP: 0.263, SLG: 0.234		F4		L7		1B, 2B, 1-2, 2-3, 3-H, BB		CS, BB		2	0	0	0	0	0	2
Bob Robertson, R (6, PH) OBP: 0.326, SLG: 0.152										0	0	0	1	1	0	0
Mario Mendoza, R (6, PR) OBP: 0.250, SLG: 0.227										0	1	0	0	1	0	0
(7, 6)																
Larry Demery, R (1, 1) OBP: 0.333, SLG: 0.200			1B, BB		K	1B, 2-H, 3-H, 2B, 1B		6-3, 1-2		1	0	0	0	1	1	0
Duffy Dyer, R (6, PH) OBP: 0.303, SLG: 0.379										0	0	0	0	0	0	0
Dave Parker, L (6, PH) OBP: 0.327, SLG: 0.577										1	0	1	2	0	0	0
Jim Rooker, R (6, PR) OBP: 0.235, SLG: 0.294										0	1	0	0	0	0	0
John Candelaria, L (7, 1) OBP: 0.278, SLG: 0.133										1	0	0	0	0	0	1
Inning Stats	R: 0 E: 1 K: 0 S: 4 H: 0 LOB: 1 BB: 0 P: 4	R: 0 E: 0 K: 1 S: 6 H: 1 LOB: 1 BB: 0 P: 6	R: 0 E: 0 K: 1 S: 6 H: 1 LOB: 2 BB: 1 P: 10	R: 0 E: 0 K: 1 S: 6 H: 1 LOB: 1 BB: 0 P: 6	R: 0 E: 0 K: 1 S: 5 H: 0 LOB: 0 BB: 0 P: 5	R: 5 E: 0 K: 1 S: 9 H: 4 LOB: 2 BB: 2 P: 17	R: 1 E: 0 K: 0 S: 4 H: 1 LOB: 0 BB: 0 P: 4	R: 0 E: 0 K: 0 S: 2 H: 1 LOB: 0 BB: 1 P: 6		1B: 7 2B: 1 3B: 0 HR: 1 SF: 0 SAC: 0 DP: 0 HBP: 0	WP: 0 PB: 0 SB: 0 CS: 1 PA: 36					

PITCHER		IP	WLS	BF	H	R	ER	SO	BB	IBB	HBP	BLK	WP	HR	S	P	ERA	WHIP
Dan Warthen, L ERA: 4.03	(1, 1)	5.2	L	26	5	4	4	4	3	0	0	0	0	0	31	43	6.35	1.412
Wayne Granger, R ERA: 3.74	(6, 1)	0.1		3	2	1	1	1	0	0	0	0	0	0	5	5	27.00	6.000
Chip Lang, R ERA: 1.8	(7, 1)	2.0		7	2	1	1	0	1	0	0	0	0	1	6	10	4.50	1.500

PITCHER	IP	WLS	BF	H	R	ER	SO	BB	IBB	HBP	BLK	WP	HR	S	P	ERA	WHIP

AB	32
R	6
H	9
RBI	6
BB	4
SO	5
LOB	15

livebaseballscorecards.com

Montreal Expos @ Philadelphia Phillies

Veterans Stadium, Philadelphia, PA

Fri May 28 1976, 7:05 PM EDT

Att. 23,011 - Unknown

TOP

livebaseballscorecards.com

Batter	1	2	3	4	5	6	7	8	9	AB	R	H	RBI	BB	SO	LOB
Pepe Mangual, R (1, 7) OBP: 0.432, SLG: 0.427	BBBB 4-0 S 1B BB		SSS 0-3 ② K		x 0-0 1-3 2B		SSS 0-3 ② K			3	1	1	0	1	2	1
Jerry White, S (1, 8) OBP: 0.338, SLG: 0.382	x 0-0 1-H 1B 1B		BBBBB 4-0 BB 1B BB		x 0-0 ① P5		x 0-0 ③ F3			3	2	1	1	1	0	3
Andre Thornton, R (1, 3) OBP: 0.357, SLG: 0.384	x 0-0 ① F8		BBBB 4-0 1B 1-2 BB		x 0-0 ② P6			x 0-0 ① P6		3	0	0	0	1	0	3
Gary Carter, R (1, 9) OBP: 0.327, SLG: 0.319	x 0-0 L4-3 2-H 1B		x 0-0 1-2 2-H 1B		x 0-0 ③ F8			x 0-0 ② G3		4	0	2	2	0	0	2
Larry Parrish, R (1, 5) OBP: 0.277, SLG: 0.336	x 0-0 ② ③ L4-3 1-2		x 0-0 ③ 4-3			x 0-0 ① L9		x 0-0 1B		4	0	1	0	0	0	3
Tim Foli, R (1, 6) OBP: 0.279, SLG: 0.434		x 0-0 ① L5		x 0-0 ① F9		x 0-0 ② 5-3		x 0-0 ③ F7		4	0	0	0	0	0	1
Pete Mackanin, R (1, 4) OBP: 0.250, SLG: 0.370		x 0-0 ② 5-3		x 0-0 ② F8		x 0-0 ③ 4-3			x 0-0 ① 6-3	4	0	0	0	0	0	0
Barry Foote, R (1, 2) OBP: 0.294, SLG: 0.379		x 0-0 ③ F7		x 0-0 ③ F9			x 0-0 2B		x 0-0 ② 5-3	4	0	1	0	0	0	0
Don Stanhouse, R (1, 1) OBP: 0.500, SLG: 0.750			x 0-0 ① 1-3		x 0-0 2B 1B		x 0-0 ① 6-3		x 0-0 ③ G3	0	0	0	0	0	0	0
Fred Scherman, L (2, 1) OBP: 0.250, SLG: 0.250										1	0	0	0	0	0	0
Bombo Rivera, R (5, PH) OBP: 0.333, SLG: 0.357										1	0	1	0	0	0	0
Chip Lang, R (5, 1)										0	0	0	0	0	0	0
Wayne Granger, R (6, 1)										0	0	0	0	0	0	0
Jim Dwyer, L (7, PH) OBP: 0.353, SLG: 0.318										1	0	0	0	0	0	1
Steve Dunning, R (7, 1) OBP: 0.176, SLG: 0.235										0	0	0	0	0	0	0
Jose Morales, R (9, PH)										1	0	0	0	0	0	0
Inning Stats	R: 2 E: 0 K: 0 S: 4 H: 2 LOB: 0 BB: 1 P: 8	R: 0 E: 0 K: 0 S: 3 H: 0 LOB: 0 BB: 0 P: 3	R: 1 E: 0 K: 1 S: 6 H: 1 LOB: 2 BB: 2 P: 14	R: 0 E: 0 K: 0 S: 3 H: 0 LOB: 0 BB: 0 P: 3	R: 0 E: 0 K: 0 S: 5 H: 2 LOB: 2 BB: 0 P: 5	R: 0 E: 0 K: 0 S: 3 H: 0 LOB: 0 BB: 0 P: 3	R: 0 E: 0 K: 1 S: 6 H: 1 LOB: 1 BB: 0 P: 6	R: 0 E: 0 K: 0 S: 4 H: 1 LOB: 1 BB: 0 P: 4	R: 0 E: 0 K: 0 S: 3 H: 0 LOB: 0 BB: 0 P: 3	1B: 5 2B: 3 3B: 0 HR: 0	SF: 0 SAC: 0 DP: 1 HBP: 0						

AB	33
R	3
H	7
RBI	3
BB	3
SO	2
LOB	14

WP: 0 PB: 0 SB: 1 CS: 0 PA: 36

PITCHER		IP	WLS	BF	H	R	ER	SO	BB	IBB	HBP	BLK	WP	HR	S	P	ERA	WHIP
Tom Underwood, L ERA: 5.57	(1, 1)	4.0		19	5	3	3	1	3	0	0	0	0	0	18	30	6.75	2.000
Ron Reed, R ERA: 3.67	(5, 1)	5.0	W	17	2	0	0	1	0	0	0	0	0	0	19	19	0.00	0.400

PITCHER	IP	WLS	BF	H	R	ER	SO	BB	IBB	HBP	BLK	WP	HR	S	P	ERA	WHIP

BOTTOM

Montreal Expos @ Philadelphia Phillies

Veterans Stadium, Philadelphia, PA

Fri May 28 1976, 7:05 PM EDT

Att. 23,011 - Unknown

livebaseballscorecards.com

Batter	1	2	3	4	5	6	7	8	9	AB	R	H	RBI	BB	SO	LOB
Dave Cash, R (1, 4) OBP: 0.343, SLG: 0.380 Terry Harmon, R (9, 4) OBP: 0.333, SLG: 0.200	6-3	FC3-6 1-2 2-H 3-H 1B		6-3		BB 1B BB BB BB	F9			4 0	1 0	1 0	2 0	1 0	0 0	1 0
Larry Bowa, S (1, 6) OBP: 0.362, SLG: 0.365	P6	FC3-6 1B E 1-2f 2-3		F9		BB BB 1B SF8 1-2 BB	2-3 1B			4	2	1	0	1	0	2
Mike Schmidt, R (1, 5) OBP: 0.438, SLG: 0.706	F8	E 1-3 3-H 1B		2B		BB 1-2 2-3 1B	SF8 3-H			4	0	3	2	0	0	0
Bobby Tolan, L (1, 7) OBP: 0.337, SLG: 0.494 Ollie Brown, R (2, PH) OBP: 0.466, SLG: 0.593 (3, 7)	2B FC1-2 BB E5 1-2 3-H			IBB		F8	L5			0 3	0 0	0 0	0 0	1 1	0 0	0 5
Jay Johnstone, L (1, 9) OBP: 0.393, SLG: 0.527	FC1-2 1-3 2B 2B K			L6		FC6-4 1-2 2-3 3-H BB		F5		4	1	1	1	1	1	4
Garry Maddox, R (1, 8) OBP: 0.362, SLG: 0.463 Jerry Martin, R (9, 8) OBP: 0.261, SLG: 0.238	FC1-2 2B 1B 2-3 3-H	1-3			F7	SF8 3-H		L4		4 0	1 0	0 0	1 0	0 0	0 0	2 0
Dick Allen, R (1, 3) OBP: 0.378, SLG: 0.387	1B 1B 1-3 3-H 2B	F9			P6	FC6-4 1-2f		2B		5	1	2	1	0	0	2
Bob Boone, R (1, 2) OBP: 0.408, SLG: 0.456	1B 1B IBB	1B			WP BB		SH 2B	IBB		2	2	2	0	3	0	0
Tom Underwood, R (1, 1) OBP: 0.167, SLG: 0.167 Ron Reed, R (5, 1)	FC3-6 1B 1B 1-2 2-3 3-H 1B	F7			K 1-2		SH 1B SF8 2-H	F8		2 2	1 1	1 0	1 0	0 0	0 1	1 3
Inning Stats	R: 0 H: 0 E: 0 LOB: 0 K: 0 BB: 0 S: 3 P: 3	R: 6 H: 5 E: 1 LOB: 2 K: 1 BB: 2 S: 11 P: 19	R: 0 H: 1 E: 0 LOB: 1 K: 0 BB: 0 S: 4 P: 4	R: 0 H: 1 E: 0 LOB: 2 K: 0 BB: 1 S: 4 P: 8	R: 0 H: 0 E: 0 LOB: 1 K: 1 BB: 1 S: 5 P: 9	R: 2 H: 1 E: 0 LOB: 2 K: 0 BB: 3 S: 4 P: 16	R: 2 H: 2 E: 1 LOB: 1 K: 0 BB: 0 S: 6 P: 6	R: 0 H: 1 E: 0 LOB: 2 K: 0 BB: 1 S: 4 P: 8		1B: 6 SF: 2 2B: 5 SAC: 1 3B: 0 DP: 0 HR: 0 HBP: 0						

	AB	34
	R	10
	H	11
	RBI	8
	BB	8
	SO	2
	LOB	20

WP: 1 PA: 45
PB: 0
SB: 0
CS: 0

PITCHER		IP	WLS	BF	H	R	ER	SO	BB	IBB	HBP	BLK	WP	HR	S	P	ERA	WHIP
Don Stanhouse, R ERA: 3.04	(1, 1)	1.2	L	12	5	6	5	0	1	1	0	0	0	0	10	18	27.00	3.600
Fred Scherman, L ERA: 3.6	(2, 1)	2.1		11	2	0	0	1	0	1	0	0	0	0	12	16	0.00	0.857
Chip Lang, R ERA: 4.26	(5, 1)	1.1		9	1	2	2	1	4	0	0	0	1	0	7	23	13.50	3.750
Wayne Granger, R ERA: 3.63	(6, 1)	0.2		2	0	0	0	0	0	0	0	0	0	0	2	2	0.00	0.000
Steve Dunning, R ERA: 6.75	(7, 1)	2.0		11	3	2	1	0	0	1	0	0	0	0	10	14	4.50	1.500

PITCHER	IP	WLS	BF	H	R	ER	SO	BB	IBB	HBP	BLK	WP	HR	S	P	ERA	WHIP

Montreal Expos @ Philadelphia Phillies

Veterans Stadium, Philadelphia, PA

Sat May 29 1976, 7:05 PM EDT

Att. 18,063 - Unknown

livebaseballscorecards.com

Batter	1	2	3	4	5	6	7	8	9	AB	R	H	RBI	BB	SO	LOB
Pepe Mangual, R (1, 7) OBP: 0.435, SLG: 0.424	G4-6-3 1B			HBP		K		6-3		3	0	1	0	0	1	0
Jerry White, S (1, 8) OBP: 0.336, SLG: 0.378	G4-6-3 1-2f			F8		3-1		FC5-4 1B		4	0	1	0	0	0	2
Andre Thornton, R (1, 9) OBP: 0.347, SLG: 0.371	F8			F9		P6		FC5-4 1-2f		4	0	0	0	0	0	2
Gary Carter, R (1, 2) OBP: 0.325, SLG: 0.324		F9		F8			2B 2B		F7	4	1	1	0	0	0	1
Larry Parrish, R (1, 5) OBP: 0.277, SLG: 0.333		P3			2B 1B		P6		K	4	0	1	0	0	1	1
Mike Jorgensen, L (1, 3) OBP: 0.333, SLG: 0.391		F8			F8		2-H 2B		1B	4	0	2	1	0	0	1
Pete Mackanin, R (1, 4) OBP: 0.250, SLG: 0.373			6-3		1-3 2B		K		K	4	0	1	0	0	2	2
Pepe Frias, R (1, 6) OBP: 0.368, SLG: 0.412			6-3		G5-4-3 IBB		F7			2	0	0	0	1	0	1
Don Carrithers, R (1, 1)			K		G5-4-3 1-2f			3-1		2	0	0	0	0	1	3
Wayne Granger, R (7, 1)										0	0	0	0	0	0	0
Jim Dwyer, L (8, PH) OBP: 0.346, SLG: 0.311										1	0	0	0	0	0	0
Dale Murray, R (8, 1)										0	0	0	0	0	0	0

Inning Stats	1	2	3	4	5	6	7	8	9		
	R: 0 H: 1	R: 0 H: 0	R: 0 H: 0	R: 0 H: 0	R: 0 H: 2	R: 0 H: 0	R: 1 H: 2	R: 0 H: 1	R: 0 H: 1	1B: 4 SF: 0	WP: 0 PA: 34
	E: 0 LOB: 0	E: 0 LOB: 0	E: 0 LOB: 0	E: 0 LOB: 1	E: 0 LOB: 2	E: 0 LOB: 0	E: 0 LOB: 1	E: 0 LOB: 1	E: 0 LOB: 1	2B: 3 SAC: 0	PB: 0
	K: 0 BB: 0	K: 0 BB: 0	K: 1 BB: 0	K: 0 BB: 0	K: 0 BB: 1	K: 1 BB: 0	K: 1 BB: 0	K: 0 BB: 0	K: 2 BB: 0	3B: 0 DP: 2	SB: 0
	S: 3 P: 3	S: 3 P: 3	S: 5 P: 5	S: 3 P: 4	S: 4 P: 8	S: 5 P: 5	S: 7 P: 7	S: 4 P: 4	S: 8 P: 8	HR: 0 HBP: 1	CS: 0

PITCHER		IP	WLS	BF	H	R	ER	SO	BB	IBB	HBP	BLK	WP	HR	S	P	ERA	WHIP
Larry Christenson, R ERA: 2.48	(1, 1)	5.0	W	18	3	0	0	1	0	1	1	0	0	0	18	23	0.00	0.600
Gene Garber, R ERA: 3.58	(6, 1)	4.0	S	16	4	1	1	4	0	0	0	0	0	0	24	24	2.25	1.000

PITCHER	IP	WLS	BF	H	R	ER	SO	BB	IBB	HBP	BLK	WP	HR	S	P	ERA	WHIP

AB	32
R	1
H	7
RBI	1
BB	1
SO	5
LOB	13

Montreal Expos @ Philadelphia Phillies

Veterans Stadium, Philadelphia, PA

Sat May 29 1976, 7:05 PM EDT

Att. 18,063 - Unknown

BOTTOM

Batter	1	2	3	4	5	6	7	8	9	AB	R	H	RBI	BB	SO	LOB
Dave Cash, R (1, 4) OBP: 0.344, SLG: 0.377 Terry Harmon, R (9, 4) OBP: 0.333, SLG: 0.200	BBBB 4-0 SH1-3 1B 5-3 BB		x 0-0 ① 6-3		x 0-0 ① 4-3 2-3	x 0-0 ③ FC6-4 1-2f		x 0-0 G4-6-3 1B		4 0	1 0	1 0	0 0	1 0	0 0	4 0
Larry Bowa, S (1, 6) OBP: 0.357, SLG: 0.359	x 0-0 SH1-3 1-2 1B		x 0-0 ② F7		SSS 0-3 ② K		x 0-0 ① 4-3	x 0-0 ② ③ G4-6-3 1-2f		5	0	1	0	0	1	3
Mike Schmidt, R (1, 5) OBP: 0.442, SLG: 0.703	x 0-0 ① SH1-3 1-2 2-3		SSS 0-3 ③ K		4-0 IBB		x 0-0 2B E 1B			2	1	1	0	1	1	0
Greg Luzinski, R (1, 7) OBP: 0.331, SLG: 0.458 Tom Hutton, L (9, 3) OBP: 0.417, SLG: 0.250	x 0-0 ② 5-3 3-H			x 0-0 ① F9	x 0-0 ③ P4		x 0-0 ② F9			4 0	0 0	0 0	1 0	0 0	0 0	5 0
Jay Johnstone, L (1, 9) OBP: 0.387, SLG: 0.526	x 0-0 ③ L1			x 0-0 ② L8		x 0-0 ① P4	x 0-0 E2 1-H 2B			4	1	1	0	0	0	1
Garry Maddox, R (1, 8) OBP: 0.373, SLG: 0.468		x 0-0 ① 4-3		x 0-0 1B		x 0-0 E1 F8 1B	BBBB 4-0 HR BB			3	1	2	0	1	0	0
Dick Allen, R (1, 3) OBP: 0.372, SLG: 0.424 Jerry Martin, R (9, 7) OBP: 0.261, SLG: 0.238		x 0-0 ② F7		SSS 0-3 ③ K		x 0-0 ② F8 2-3	x 0-0 1-H HR			4 0	1 0	1 0	2 0	0 0	1 0	2 0
Bob Boone, R (1, 2) OBP: 0.419, SLG: 0.481		x 0-0 1B			x 0-0 2B 3B	4-0 BB IBB	x 0-0 ③ 5-3			3	1	2	0	1	0	0
Larry Christenson, R (1, 1) OBP: 0.211, SLG: 0.333 Jim Kaat, L (5, PR) OBP: 0.158, SLG: 0.118 Gene Garber, R (6, 1) OBP: 0.600, SLG: 0.333		SSS 0-3 ③ K			x 0-0 4-3 3-H 2B	BBBB 4-0 1-2 FC6-4 BB		SSS 0-3 ① K		2 0 1	0 0 0	1 0 0	1 0 0	0 0 1	1 0 1	1 0 0
Inning Stats	R: 1 H: 1 E: 0 LOB: 1 K: 0 BB: 1 S: 4 P: 8	R: 0 H: 1 E: 0 LOB: 1 K: 1 BB: 0 S: 6 P: 6	R: 0 H: 0 E: 0 LOB: 0 K: 1 BB: 0 S: 5 P: 5	R: 0 H: 1 E: 0 LOB: 1 K: 1 BB: 0 S: 6 P: 6	R: 1 H: 2 E: 0 LOB: 3 K: 1 BB: 1 S: 7 P: 11	R: 0 H: 1 E: 1 LOB: 3 K: 0 BB: 2 S: 4 P: 12	R: 4 H: 3 E: 1 LOB: 0 K: 0 BB: 1 S: 6 P: 10	R: 0 H: 1 E: 0 LOB: 0 K: 1 BB: 0 S: 5 P: 5		1B: 6 SF: 0 2B: 2 SAC: 1 3B: 1 DP: 1 HR: 1 HBP: 0						

livebaseballscorecards.com

AB	32
R	6
H	10
RBI	4
BB	5
SO	5
LOB	16

WP: 0 PB: 0 SB: 0 CS: 0 PA: 38

PITCHER		IP	WLS	BF	H	R	ER	SO	BB	IBB	HBP	BLK	WP	HR	S	P	ERA	WHIP
Don Carrithers, R ERA: 3.89	(1, 1)	6.2	L	33	8	5	3	4	3	2	0	0	0	0	36	56	4.05	1.650
Wayne Granger, R ERA: 3.97	(7, 1)	0.1		2	1	1	0	0	0	0	0	0	0	1	2	2	0.00	3.000
Dale Murray, R ERA: 1.86	(8, 1)	1.0		3	1	0	0	1	0	0	0	0	0	0	5	5	0.00	1.000

PITCHER	IP	WLS	BF	H	R	ER	SO	BB	IBB	HBP	BLK	WP	HR	S	P	ERA	WHIP

Batter	1	2	3	4	5	6	7	8	9	AB	R	H	RBI	BB	SO	LOB
Pepe Mangual, R (1, 7) OBP: 0.420, SLG: 0.406	S S S 0-3 ① K		x 0-0 ② F3		x 0-0 ③ 6-3			x 0-0 ① F3		4	0	0	0	0	1	0
Jerry White, S (1, 8) OBP: 0.333, SLG: 0.370	x 0-0 ② P4		B B B 4-0 FC5-4 BB			x 0-0 ① F9		x 0-0 ② 4-3		3	0	0	0	1	0	0
Andre Thornton, R (1, 9) OBP: 0.338, SLG: 0.358	S S S 0-3 ③ K		x 0-0 ③ FC5-4 1-2f			x 0-0 ② 5-3		x 0-0 ③ F7		4	0	0	0	0	1	1
Gary Carter, R (1, 2) OBP: 0.323, SLG: 0.317		x 0-0 ① F9		x 0-0 ① F9		B B B 4-0 BB			x 0-0 ① F7	3	0	0	0	1	0	0
Larry Parrish, R (1, 5) OBP: 0.288, SLG: 0.358		x 0-0 2B		x 0-0 F9 2B		x 0-0 ③ F7			x 0-0 E5 1B 1B	4	1	3	0	0	0	1
Mike Jorgensen, L (1, 3) OBP: 0.331, SLG: 0.387		x 0-0 ② 4-3		x 0-0 ② F9 2-3			x 0-0 ① F8		x 0-0 2-H 1B	4	0	1	1	0	0	2
Pete Mackanin, R (1, 4) OBP: 0.257, SLG: 0.372		B B B 4-0 BB		x 0-0 ③ F7			x 0-0 1B		x 0-0 ② F3	3	0	1	0	1	0	2
Pepe Frias, R (1, 6) OBP: 0.318, SLG: 0.350 Jim Lyttle, L (9, PH)		x 0-0 ③ 4-3			x 0-0 ① F8		x 0-0 ② F8		x 0-0 ③ F5	3 1	0 0	0 0	0 0	0 0	3 1	3 1
Clay Kirby, R (1, 1) OBP: 0.286, SLG: 0.333 Jim Dwyer, L (7, PH) OBP: 0.340, SLG: 0.304 Dale Murray, R (7, 1) Wayne Granger, R (7, 1)			S S S 0-3 ① K		x 0-0 ② 6-3		x 0-0 ③ F8			2 1 0 0	0 0 0 0	0 0 0 0	0 0 0 0	1 0 0 0	0 1 0 0	0 1 0 0
Inning Stats	R: 0 H: 0 E: 0 LOB: 0 K: 2 BB: 0 S: 7 P: 7	R: 0 H: 1 E: 0 LOB: 2 K: 0 BB: 1 S: 4 P: 8	R: 0 H: 0 E: 0 LOB: 1 K: 1 BB: 1 S: 5 P: 9	R: 0 H: 1 E: 0 LOB: 1 K: 0 BB: 0 S: 4 P: 4	R: 0 H: 0 E: 0 LOB: 0 K: 0 BB: 0 S: 3 P: 3	R: 0 H: 0 E: 0 LOB: 1 K: 0 BB: 1 S: 3 P: 7	R: 0 H: 1 E: 0 LOB: 1 K: 0 BB: 0 S: 4 P: 4	R: 0 H: 0 E: 0 LOB: 0 K: 0 BB: 0 S: 3 P: 3	R: 1 H: 2 E: 1 LOB: 1 K: 0 BB: 0 S: 5 P: 5	1B: 3 SF: 0 2B: 2 SAC: 0 3B: 0 DP: 0 HR: 0 HBP: 0					WP: 0 PA: 35 PB: 0 SB: 0 CS: 0	

PITCHER	IP	WLS	BF	H	R	ER	SO	BB	IBB	HBP	BLK	WP	HR	S	P	ERA	WHIP
Jim Lonborg, R (1, 1) ERA: 2.21	9.0	W	35	5	1	0	3	3	0	0	0	0	0	38	50	0.00	0.889

PITCHER	IP	WLS	BF	H	R	ER	SO	BB	IBB	HBP	BLK	WP	HR	S	P	ERA	WHIP

Montreal Expos @ Philadelphia Phillies

Veterans Stadium, Philadelphia, PA

Sun May 30 1976, 3:33 AM EDT

Att. 27,090 - Unknown

TOP

livebaseballscorecards.com

AB	32
R	1
H	5
RBI	1
BB	3
SO	3
LOB	11

Montreal Expos @ Philadelphia Phillies

Veterans Stadium, Philadelphia, PA

Sun May 30 1976, 3:33 AM EDT

Att. 27,090 - Unknown

livebaseballscorecards.com

BOTTOM

Batter	1	2	3	4	5	6	7	8	9	AB	R	H	RBI	BB	SO	LOB
Dave Cash, R (1, 4) OBP: 0.353, SLG: 0.375	5-3		BB		IBB		3B IBB			1	1	0	0	3	0	0
Larry Bowa, S (1, 6) OBP: 0.354, SLG: 0.370	P6		F7		P4		1B 3B 1-H 2-H 3-H			4	1	1	3	0	0	3
Terry Harmon, R (8, 6) OBP: 0.333, SLG: 0.200										0	0	0	0	0	0	0
Mike Schmidt, R (1, 5) OBP: 0.443, SLG: 0.702	P6			WP SF7 2B		P6	1B 2B BB			3	2	1	0	1	0	0
Greg Luzinski, R (1, 7) OBP: 0.336, SLG: 0.467		2B		K 2-3		F9	2B 1B 1-2 3-H			4	0	2	1	0	1	1
Jerry Martin, R (7, PR) OBP: 0.261, SLG: 0.238 (8, 7)										0	1	0	0	0	0	0
Jay Johnstone, L (1, 9) OBP: 0.391, SLG: 0.540		F8		SF7 3-H		CS 1B	2B 1-H 2-H			3	0	2	3	0	0	1
Garry Maddox, R (1, 8) OBP: 0.370, SLG: 0.461		K		K		CS 1-2	6-3			4	0	1	0	0	2	1
								G6-4-3 1B								
Dick Allen, R (1, 3) OBP: 0.383, SLG: 0.449		5-3								3	1	2	0	0	0	1
Tom Hutton, L (8, 3) OBP: 0.405, SLG: 0.241					SH3-4 1B		SH5-4 3B 2B			1	0	0	0	0	0	1
								F7								
Bob Boone, R (1, 2) OBP: 0.414, SLG: 0.468			F5		F7		SH5-4 3B IBB	G6-4-3 1-2f		3	1	0	0	1	0	2
Jim Lonborg, R (1, 1) OBP: 0.308, SLG: 0.261			6-3		SH3-4 1-2		SH5-4 1-2 2-3			1	0	0	0	0	0	0

	AB	27
	R	7
	H	9
	RBI	7
	BB	5
	SO	3
	LOB	10

Inning Stats	1	2	3	4	5	6	7	8	9
	R: 0 E: 0 K: 0 S: 3	H: 0 LOB: 0 BB: 0 P: 3	R: 0 E: 0 K: 1 S: 6	H: 1 LOB: 1 BB: 0 P: 6	R: 0 E: 0 K: 0 S: 3	H: 0 LOB: 1 BB: 1 P: 7	R: 1 E: 0 K: 2 S: 8	H: 1 LOB: 0 BB: 0 P: 8	R: 0 E: 0 K: 0 S: 4	H: 1 LOB: 2 BB: 1 P: 8	R: 0 E: 0 K: 0 S: 3	H: 1 LOB: 0 BB: 0 P: 3	R: 6 E: 0 K: 0 S: 6	H: 4 LOB: 2 BB: 3 P: 18	R: 0 E: 0 K: 0 S: 3	H: 1 LOB: 0 BB: 0 P: 3

	1B: 4	SF: 1	WP: 1	PA: 36
	2B: 4	SAC: 2	PB: 0	
	3B: 1	DP: 1	SB: 0	
	HR: 0	HBP: 0	CS: 1	

PITCHER		IP	WLS	BF	H	R	ER	SO	BB	IBB	HBP	BLK	WP	HR	S	P	ERA	WHIP
Clay Kirby, R ERA: 6.0	(1, 1)	6.0	L	23	4	1	1	3	1	1	0	0	1	0	27	35	1.50	0.833
Dale Murray, R ERA: 3.64	(7, 1)	0.2		8	3	6	6	0	1	2	0	0	0	0	5	17	81.00	6.000
Wayne Granger, R ERA: 3.75	(7, 1)	1.1		4	2	0	0	0	0	0	0	0	0	0	4	4	0.00	1.500

PITCHER	IP	WLS	BF	H	R	ER	SO	BB	IBB	HBP	BLK	WP	HR	S	P	ERA	WHIP

Batter	1	2	3	4	5	6	7	8	9	AB	R	H	RBI	BB	SO	LOB
Lou Brock, L (1, 7) OBP: 0.301, SLG: 0.323	E6 S 1B	K			F7		6-3	F7		5	1	0	0	0	1	2
Don Kessinger, S (1, 6) OBP: 0.299, SLG: 0.301	K 1-3		E6 5-3 HR		F8		1B 2B 1B		1B 3B	5	3	2	0	0	1	1
Bake McBride, L (1, 8) OBP: 0.424, SLG: 0.458	CS 1B 3-H 1B		K		BB		1-2 2B 1B		5-3	4	1	2	1	1	1	2
Reggie Smith, S (1, 3) OBP: 0.277, SLG: 0.418 Ken Rudolph, R (3, PH) OBP: 0.273, SLG: 0.333 (3, 2) Ron Fairly, L (9, PH) OBP: 0.451, SLG: 0.393 (9, 3)	CS 1-2 1B		5-3 1-2		K		1-H 2-H 2B		4-3	1 3 1	0 0 0	1 1 0	0 2 0	0 0 0	0 1 0	0 2 1
Ted Simmons, S (1, 2) OBP: 0.345, SLG: 0.372 (3, 3) (9, 2)	F7 1-2 2-3		HR 2-H			5-3	IBB		1B 3-H	4	1	2	3	1	0	2
Mike Anderson, R (1, 9) OBP: 0.395, SLG: 0.388 Willie Crawford, L (7, PH) OBP: 0.383, SLG: 0.512 (7, 9)		F8	K			E 1B	F7		K	3 2	0 0	1 0	0 0	0 0	1 1	0 3
Hector Cruz, R (1, 5) OBP: 0.217, SLG: 0.323		K		6-3		L6 1-2	K			4	0	0	0	0	2	3
Mike Tyson, R (1, 4) OBP: 0.250, SLG: 0.328		1B BB		6-3		IBB		6-3		2	0	0	0	2	0	0
Pete Falcone, L (1, 1) OBP: 0.133, SLG: 0.071		1-2 1B		4-3		F9		1-3		4	0	1	0	0	0	2
Inning Stats	R: 1 E: 1 K: 1 S: 7	H: 2 LOB: 1 BB: 0 P: 7	R: 0 E: 0 K: 2 S: 8	H: 1 LOB: 2 BB: 1 P: 12	R: 2 E: 1 K: 2 S: 9	H: 1 LOB: 0 BB: 0 P: 9	R: 0 E: 0 K: 0 S: 3	H: 0 LOB: 0 BB: 0 P: 3	R: 0 E: 0 K: 1 S: 5	H: 0 LOB: 1 BB: 1 P: 9	R: 0 E: 1 K: 0 S: 4	H: 1 LOB: 2 BB: 1 P: 8	R: 2 E: 0 K: 1 S: 8	H: 3 LOB: 2 BB: 1 P: 12	R: 0 E: 0 K: 0 S: 3	H: 0 LOB: 0 BB: 0 P: 3	R: 1 E: 0 K: 1 S: 7	H: 2 LOB: 1 BB: 0 P: 7	1B: 7 2B: 1 3B: 1 HR: 1	SF: 0 SAC: 0 DP: 0 HBP: 0	WP: 0 PB: 0 SB: 2 CS: 2	PA: 42

PITCHER		IP	WLS	BF	H	R	ER	SO	BB	IBB	HBP	BLK	WP	HR	S	P	ERA	WHIP
Dan Warthen, L ERA: 3.86	(1, 1)	6.1	L	32	8	5	2	6	2	2	0	0	0	1	40	56	2.84	1.579
Wayne Granger, R ERA: 3.51	(7, 1)	1.2		5	0	0	0	1	0	0	0	0	0	0	7	7	0.00	0.000
Dale Murray, R ERA: 3.82	(9, 1)	1.0		5	2	1	1	1	0	0	0	0	0	0	7	7	9.00	2.000

PITCHER	IP	WLS	BF	H	R	ER	SO	BB	IBB	HBP	BLK	WP	HR	S	P	ERA	WHIP

TOP

St. Louis Cardinals @ Montreal Expos

Jarry Park, Montreal, QB

Tue Jun 01 1976, 7:05 PM EDT

Att. 12,323 - Unknown

livebaseballscorecards.com

AB	38
R	6
H	10
RBI	6
BB	4
SO	8
LOB	18

Batter	1	2	3	4	5	6	7	8	9	AB	R	H	RBI	BB	SO	LOB
Pepe Mangual, R (1, 7) OBP: 0.407, SLG: 0.390	F2		K		5-3			FC6-4 1-2f		4	0	0	0	0	1	1
Jerry White, S (1, 8) OBP: 0.325, SLG: 0.359	K		6-3			F9		P6		4	0	0	0	0	1	1
Andre Thornton, R (1, 3) OBP: 0.329, SLG: 0.347	F9		1-3			F8			F7	4	0	0	0	0	0	0
Gary Carter, R (1, 9) OBP: 0.327, SLG: 0.317		2B 1B BB		G6-4-3 1B		5-3			F7	3	1	1	0	1	0	0
Larry Parrish, R (1, 5) OBP: 0.281, SLG: 0.349		K		G6-4-3 1-2f			6-3		P6	4	0	0	0	0	1	2
Pete Mackanin, R (1, 4) OBP: 0.265, SLG: 0.385		1-3 1B 2B		1B			F8			3	1	2	0	0	0	0
Barry Foote, R (1, 2) OBP: 0.282, SLG: 0.362		K		F7			6-3			3	0	0	0	0	1	3
Pepe Frias, R (1, 6) OBP: 0.320, SLG: 0.348		2-H 3-H 1B			6-3			F8		3	0	1	2	0	0	0
Dan Warthen, S (1, 1) Wayne Granger, R (7, 1) Jose Morales, R (8, PH) OBP: 0.222, SLG: 0.278 Dale Murray, R (9, 1)		L6			4-3			FC6-4 1B		2 0 1 0	0 0 0 0	0 0 1 0	0 0 0 0	0 0 0 0	0 0 0 0	1 0 0 0
Inning Stats	R: 0 E: 0 K: 1 S: 5 H: 0 LOB: 0 BB: 0 P: 5	R: 2 E: 0 K: 2 S: 9 H: 2 LOB: 1 BB: 1 P: 13	R: 0 E: 0 K: 1 S: 5 H: 0 LOB: 0 BB: 0 P: 5	R: 0 E: 0 K: 0 S: 4 H: 2 LOB: 1 BB: 0 P: 4	R: 0 E: 0 K: 0 S: 3 H: 0 LOB: 0 BB: 0 P: 3	R: 0 E: 0 K: 0 S: 3 H: 0 LOB: 0 BB: 0 P: 3	R: 0 E: 0 K: 0 S: 3 H: 0 LOB: 0 BB: 0 P: 3	R: 0 E: 0 K: 0 S: 4 H: 1 LOB: 1 BB: 0 P: 4	R: 0 E: 0 K: 0 S: 3 H: 0 LOB: 0 BB: 0 P: 3	1B: 4 2B: 1 3B: 0 HR: 0	SF: 0 SAC: 0 DP: 1 HBP: 0			WP: 0 PB: 0 SB: 0 CS: 0		PA: 32	

PITCHER	IP	WLS	BF	H	R	ER	SO	BB	IBB	HBP	BLK	WP	HR	S	P	ERA	WHIP
Pete Falcone, L (1, 1) ERA: 3.14	9.0	W	32	5	2	2	4	1	0	0	0	0	0	39	43	2.00	0.667

PITCHER	IP	WLS	BF	H	R	ER	SO	BB	IBB	HBP	BLK	WP	HR	S	P	ERA	WHIP

BOTTOM

St. Louis Cardinals @ Montreal Expos

Jarry Park, Montreal, QB

Tue Jun 01 1976, 7:05 PM EDT

Att. 12,323 - Unknown

livebaseballscorecards.com

AB	31
R	2
H	5
RBI	2
BB	1
SO	4
LOB	8

Batter	1	2	3	4	5	6	7	8	9	AB	R	H	RBI	BB	SO	LOB
Rennie Stennett, R (1, 4) OBP: 0.276, SLG: 0.330	1-3 1B		6-3		F8			1-3	FC5-4 1B	5	0	2	0	0	0	0
Manny Sanguillen, R (1, 2) OBP: 0.306, SLG: 0.342	1-3 1-2			2B 2B	1B			SF9 3B	FC5-4 1-2f	5	2	3	0	0	0	2
Richie Zisk, R (1, 7) OBP: 0.353, SLG: 0.489	6-3			1B 1B 2B 2-H	F9			SF9 3-H		3	1	1	2	0	0	2
Willie Stargell, L (1, 3) OBP: 0.393, SLG: 0.527	K			1B 1B HBP		F9		BB 1B		2	0	0	0	1	1	1
Bill Robinson, R (1, 8) OBP: 0.400, SLG: 0.592		5-3		1B 1B 1-2 2-3		F8		1B 1-3		4	0	2	0	0	0	0
Dave Parker, L (1, 9) OBP: 0.325, SLG: 0.553		4-3		K		K		F9		4	0	0	0	0	2	5
Richie Hebner, L (1, 5) OBP: 0.281, SLG: 0.273		4-3		G6-4-3 1B 1-2 2-3 3-H			F8		FC6-4 1B	4	0	2	1	0	0	0
Frank Taveras, R (1, 6) OBP: 0.258, SLG: 0.228			F4	G6-4-3 1-2f			F6	FC6-4 E S SF8 1-2f		4	1	0	0	0	0	4
Bruce Kison, R (1, 1) OBP: 0.294, SLG: 0.313 Bob Robertson, R (9, PH) OBP: 0.309, SLG: 0.256 Dave Giusti, R (9, 1)			K		K		K	SF8 1-H		3 0 0	0 0 0	0 0 0	0 1 0	3 0 0	0 0 0	0 0 0
Inning Stats	R: 0 H: 1 E: 0 LOB: 1 K: 1 BB: 0 S: 6 P: 6	R: 0 H: 0 E: 0 LOB: 0 K: 0 BB: 0 S: 3 P: 3	R: 0 H: 0 E: 0 LOB: 0 K: 1 BB: 0 S: 5 P: 5	R: 2 H: 4 E: 0 LOB: 2 K: 1 BB: 0 S: 8 P: 9	R: 0 H: 1 E: 0 LOB: 1 K: 1 BB: 0 S: 6 P: 6	R: 0 H: 0 E: 0 LOB: 0 K: 1 BB: 0 S: 5 P: 5	R: 0 H: 0 E: 0 LOB: 0 K: 1 BB: 0 S: 5 P: 5	R: 1 H: 2 E: 0 LOB: 2 K: 0 BB: 1 S: 5 P: 9	R: 1 H: 2 E: 0 LOB: 1 K: 0 BB: 0 S: 5 P: 5	1B: 7 SF: 2 2B: 2 SAC: 0 3B: 1 DP: 1 HR: 0 HBP: 1				WP: 0 PA: 38 PB: 0 SB: 1 CS: 0			

PITCHER		IP	WLS	BF	H	R	ER	SO	BB	IBB	HBP	BLK	WP	HR	S	P	ERA	WHIP
Woodie Fryman, L ERA: 3.38	(1, 1)	8.0	L	33	8	3	3	6	1	0	1	0	0	0	43	48	3.38	1.125
Fred Scherman, L ERA: 3.81	(9, 1)	1.0		5	2	1	1	0	0	0	0	0	0	0	5	5	9.00	2.000

PITCHER	IP	WLS	BF	H	R	ER	SO	BB	IBB	HBP	BLK	WP	HR	S	P	ERA	WHIP

TOP

Pittsburgh Pirates @ Montreal Expos

Jarry Park, Montreal, QB

Wed Jun 02 1976, 7:05 PM EDT

Att. 11,337 - Unknown - 66 F

livebaseballscorecards.com

AB	34
R	4
H	10
RBI	4
BB	1
SO	6
LOB	14

Batter	1	2	3	4	5	6	7	8	9	AB	R	H	RBI	BB	SO	LOB
Jerry White, S (1, 8) OBP: 0.319, SLG: 0.352	P3		FC5 SF8 1-3 3-H		4-3			SH1-3 1-2		3	0	0	1	0	0	1
Jim Dwyer, L (1, 7) OBP: 0.333, SLG: 0.292	4-3		SF8 2-3 3-H			BBBB G5-4-3 BB		1-3 2-3		2	0	0	1	1	0	2
Mike Jorgensen, L (1, 3) OBP: 0.328, SLG: 0.377	F7		BBBB BB			F8		4-3		3	0	0	0	1	0	3
Gary Carter, R (1, 2) OBP: 0.320, SLG: 0.309		1-3	SSS K			G5-4-3 1-2f			SSS K	4	0	0	0	0	2	3
Larry Parrish, R (1, 5) OBP: 0.292, SLG: 0.351		4-3		CS 1B			BBBB 4-3 BB		BBBB FC4-6 BB	2	0	1	0	2	0	0
Tim Foli, R (1, 6) OBP: 0.271, SLG: 0.421		1-3		F8 1-2			4-3 1-2		FC4-6 1B 1-2f	4	0	0	0	0	0	3
Jim Lyttle, L (1, 9) OBP: 0.500, SLG: 0.400			FC5-4 1B	3-1			SSS K		1-2 1B	4	0	2	0	0	1	1
Pete Mackanin, R (1, 4) OBP: 0.258, SLG: 0.375			FC5-4 1B 1-2f FC5		4-3		F9		F8	4	1	0	0	0	0	4
Woodie Fryman, R (1, 1) OBP: 0.091, SLG: 0.091 Jose Morales, R (8, PH) OBP: 0.263, SLG: 0.316 Pepe Mangual, R (8, PR) OBP: 0.407, SLG: 0.390 Fred Scherman, L (9, 1) OBP: 0.250, SLG: 0.250			E FC5 2-3 SF8 1B		6-3			1-3 SH1-3 1B		2 1 0 0	1 0 0 0	1 1 0 0	0 0 0 0	0 0 0 0	0 0 0 0	0 0 0 0
Inning Stats	R: 0 E: 0 K: 0 S: 3 H: 0 LOB: 0 BB: 0 P: 3	R: 0 E: 0 K: 0 S: 3 H: 0 LOB: 0 BB: 0 P: 3	R: 2 E: 2 K: 1 S: 8 H: 2 LOB: 2 BB: 1 P: 12	R: 0 E: 0 K: 0 S: 3 H: 1 LOB: 0 BB: 0 P: 3	R: 0 E: 0 K: 0 S: 3 H: 0 LOB: 0 BB: 0 P: 3	R: 0 E: 0 K: 0 S: 2 H: 0 LOB: 0 BB: 1 P: 6	R: 0 E: 0 K: 1 S: 5 H: 0 LOB: 1 BB: 1 P: 9	R: 0 E: 0 K: 0 S: 4 H: 1 LOB: 2 BB: 0 P: 4	R: 0 E: 0 K: 1 S: 6 H: 1 LOB: 2 BB: 1 P: 10	1B: 5 2B: 0 3B: 0 HR: 0 SF: 1 SAC: 1 DP: 1 HBP: 0			WP: 0 PB: 0 SB: 0 CS: 1	PA: 35		

PITCHER		IP	WLS	BF	H	R	ER	SO	BB	IBB	HBP	BLK	WP	HR	S	P	ERA	WHIP
Bruce Kison, R ERA: 3.44	(1, 1)	8.0	W	30	4	2	0	2	3	0	0	0	0	0	31	43	0.00	0.875
Dave Giusti, R ERA: 4.26	(9, 1)	1.0	S	5	1	0	0	1	1	0	0	0	0	0	6	10	0.00	2.000

PITCHER	IP	WLS	BF	H	R	ER	SO	BB	IBB	HBP	BLK	WP	HR	S	P	ERA	WHIP

BOTTOM

Pittsburgh Pirates @ Montreal Expos

Jarry Park, Montreal, QB

Wed Jun 02 1976, 7:05 PM EDT
Att. 11,337 - Unknown - 66 F

livebaseballscorecards.com

AB	29
R	2
H	5
RBI	2
BB	4
SO	3
LOB	17

Batter	1	2	3	4	5	6	7	8	9	AB	R	H	RBI	BB	SO	LOB
Rennie Stennett, R (1, 4) OBP: 0.275, SLG: 0.328	FC4-6 1B		K		F4			F6		4	0	1	0	0	1	3
Richie Hebner, L (1, 5) OBP: 0.280, SLG: 0.268	L8		4-3		4-3			1B BB		3	0	0	0	1	0	4
Al Oliver, L (1, 8) OBP: 0.340, SLG: 0.468	FC4-6 1-2f			F8		F6		1-2 1B		4	0	1	0	0	0	1
Willie Stargell, L (1, 3) OBP: 0.390, SLG: 0.526	F8			4-3		2B		F7		4	0	1	0	0	0	3
Dave Parker, L (1, 9) OBP: 0.322, SLG: 0.538		G5-4-3 HBP		1-3		1-3		F7		3	0	0	0	0	0	3
Richie Zisk, R (1, 7) OBP: 0.351, SLG: 0.480		G5-4-3 1-2f			F8 1B 1B BB	K			F7	3	1	0	0	1	1	2
Manny Sanguillen, R (1, 2) OBP: 0.305, SLG: 0.340		6-3			1B 1-2 1B	F4			F9	4	0	1	0	0	0	0
Frank Taveras, R (1, 6) Ed Kirkpatrick, L (5, PH) OBP: 0.344, SLG: 0.250 Mario Mendoza, R (5, 6) OBP: 0.240, SLG: 0.217			6-3		F8 2-3	5-3			1-3	1 1 2	0 0 0	0 0 0	0 0 0	0 0 0	0 2 0	0 2 0
Jim Rooker, R (1, 1) OBP: 0.227, SLG: 0.238 Kent Tekulve, R (4, 1) Bill Robinson, R (5, PH) OBP: 0.405, SLG: 0.596 Larry Demery, R (5, 1) OBP: 0.333, SLG: 0.200 Ed Ott, C (7, PH) OBP: 0.400, SLG: 0.333 Ramon Hernandez, S (7, 1)			BB		1-2 1B 3-H	K				0 0 1 0 1 0	0 0 0 0 0 0	0 0 1 0 0 0	0 0 1 0 0 0	1 0 0 0 0 0	0 0 0 0 1 0	0 0 0 0 0 0

TOP

Pittsburgh Pirates @ Montreal Expos

Jarry Park, Montreal, QB

Thu Jun 03 1976, 7:05 PM EDT

Att. 7,951 - Unknown - 61 F

livebaseballscorecards.com

AB	31
R	1
H	5
RBI	1
BB	3
SO	3
LOB	18

Inning Stats	1	2	3	4	5	6	7	8	9
	R: 0 E: 0 K: 0 S: 4	R: 0 E: 0 K: 0 S: 2	R: 0 E: 0 K: 1 S: 5	R: 0 E: 0 K: 0 S: 3	R: 1 E: 0 K: 0 S: 5	R: 0 E: 0 K: 1 S: 6	R: 0 E: 0 K: 1 S: 5	R: 0 E: 0 K: 0 S: 4	R: 0 E: 0 K: 0 S: 3
	H: 1 LOB: 1 BB: 0 P: 4	H: 0 LOB: 0 BB: 0 P: 3	H: 0 LOB: 1 BB: 1 P: 9	H: 0 LOB: 0 BB: 0 P: 3	H: 2 LOB: 2 BB: 1 P: 9	H: 1 LOB: 1 BB: 0 P: 6	H: 0 LOB: 0 BB: 0 P: 5	H: 1 LOB: 2 BB: 1 P: 8	H: 0 LOB: 0 BB: 0 P: 3

| | | | |

Batter	1	2	3	4	5	6	7	8	9	AB	R	H	RBI	BB	SO	LOB
Pepe Mangual, R (1, 8) OBP: 0.422, SLG: 0.404	B B B B 4-0 S BB	x 0-0 1-2 1B		x 0-0 2-3 S 1B		x 0-0 1-2 2B 1B		x 0-0 ② F8		4	1	3	0	1	0	1
Bombo Rivera, R (1, 7) OBP: 0.313, SLG: 0.333 Jim Dwyer, L (4, PH) OBP: 0.350, SLG: 0.320 (5, 7)	S S S 0-3 ① K 1-2	x 0-0 ③ F8		B I I I 4-0 1-2 IBB		x 0-0 ② 1-H 2-H 2B		x 0-0 ③ G3		2 2	0 0	0 1	0 2	0 1	1 0	3 1
Pete Mackanin, R (1, 5) OBP: 0.258, SLG: 0.372 Larry Parrish, R (7, 5) OBP: 0.292, SLG: 0.351	S S S 0-3 ② K		x 0-0 2-3 S SF9 1B	S S S 0-3 ② K		x 0-0 ③ 5-3				4 0	1 0	1 0	0 0	0 0	2 0	4 0
Andre Thornton, R (1, 3) OBP: 0.321, SLG: 0.336	x 0-0 ③ 5-3		x 0-0 ① 2-3 1-3	x 0-0 ③ 6-3			x 0-0 ① F6			4	0	0	0	0	0	5
Gary Carter, R (1, 9) OBP: 0.324, SLG: 0.336		x 0-0 ① F8	x 0-0 ② SF9 3-H		x 0-0 G6-4-3 1B		x 0-0 HR			3	1	2	2	0	0	0
Tim Foli, R (1, 6) OBP: 0.282, SLG: 0.437 Pepe Frias, R (5, 6) OBP: 0.296, SLG: 0.320		x 0-0 1B 2B	x 0-0 CS 1B		x 0-0 ① ② G6-4-3 1-2f		x 0-0 ② 5-3			2 2	0 0	2 0	0 0	0 0	0 0	0 1
Barry Foote, R (1, 2) OBP: 0.293, SLG: 0.403	B B B B 4-0 1B 1B BB	0-0 ③ CS 1-2	x 0-0 HR	S S S 0-3 ③ K			x 0-0 ③ 1-3			3	2	1	1	1	1	0
Jim Cox, R (1, 4) OBP: 0.750, SLG: 0.750		x 0-0 ② 1-3 2-H 1B 1B		x 0-0 1B SH3 1B		x 0-0 ① P3		x 0-0 SH3 1B		4	1	3	0	0	0	0
Don Stanhouse, R (1, 1) OBP: 0.667, SLG: 0.833		x 0-0 2-H 3-H 1B 1B		x 0-0 ① SH3 1-2		x 0-0 1B 2B 1B		x 0-0 ① SH3 1-2		2	1	2	2	0	0	0
Inning Stats	R: 0 E: 0 K: 2 S: 7 H: 0 LOB: 1 BB: 1 P: 11	R: 2 E: 0 K: 0 S: 6 H: 4 LOB: 2 BB: 1 P: 10	R: 1 E: 0 K: 0 S: 4 H: 2 LOB: 0 BB: 0 P: 4	R: 1 E: 0 K: 1 S: 8 H: 3 LOB: 3 BB: 1 P: 12	R: 0 E: 0 K: 1 S: 5 H: 1 LOB: 0 BB: 0 P: 5	R: 2 E: 0 K: 0 S: 5 H: 3 LOB: 0 BB: 0 P: 5	R: 1 E: 0 K: 0 S: 4 H: 1 LOB: 0 BB: 0 P: 4	R: 0 E: 0 K: 0 S: 4 H: 1 LOB: 1 BB: 0 P: 4		1B: 11 2B: 2 3B: 0 HR: 2	SF: 1 SAC: 2 DP: 1 HBP: 0					

PITCHER		IP	WLS	BF	H	R	ER	SO	BB	IBB	HBP	BLK	WP	HR	S	P	ERA	WHIP
Jim Rooker, L ERA: 2.95	(1, 1)	3.1	L	19	9	4	4	2	2	0	0	0	0	1	21	29	10.80	3.300
Kent Tekulve, R ERA: 4.82	(4, 1)	0.2		3	0	0	0	1	0	1	0	0	0	0	4	8	0.00	0.000
Larry Demery, R ERA: 3.45	(5, 1)	2.0		8	4	2	2	1	0	0	0	0	0	0	10	10	9.00	2.000
Ramon Hernandez, L ERA: 4.42	(7, 1)	2.0		8	2	1	1	0	0	0	0	0	0	1	8	8	4.50	1.000

PITCHER	IP	WLS	BF	H	R	ER	SO	BB	IBB	HBP	BLK	WP	HR	S	P	ERA	WHIP

BOTTOM

Pittsburgh Pirates @ Montreal Expos

Jarry Park, Montreal, QB

Thu Jun 03 1976, 7:05 PM EDT

Att. 7,951 - Unknown - 61 F

livebaseballscorecards.com

AB	32
R	7
H	15
RBI	7
BB	3
SO	4
LOB	15

WP: 0 PB: 0 SB: 3 CS: 1 PA: 39

Batter	1	2	3	4	5	6	7	8	9	AB	R	H	RBI	BB	SO	LOB
Rowland Office, L (1, 8) OBP: 0.351, SLG: 0.323	BBBB 4-0 SH3-4 1B BB		x 0-0 ① 6-3		x 0-0 BB 1B		x 0-0 BB 1B G6-2-3 1B		x 0-0 ② F8	4	1	2	0	1	0	0
Rod Gilbreath, R (1, 4) OBP: 0.474, SLG: 0.469	x 0-0 ① SH3-4 1-2		x 0-0 ② 6-3		BBBB 4-0 G4-6-3 1-2 BB		x 0-0 G6-2-3 BB 1-2 1B		x 0-0 1B	3	0	2	0	1	0	0
Jimmy Wynn, R (1, 7) OBP: 0.399, SLG: 0.393	x 0-0 ② F3		BBBB 4-0 1B WP BB		SSS 0-3 ① K		BBBB 4-0 G6-2-3 1-2 2-3 BB		x 0-0 ③ F7	3	1	0	0	2	1	4
Ken Henderson, S (1, 9) OBP: 0.351, SLG: 0.420	x 0-0 2-H 1B		x 0-0 WP 1-3 1B		x 0-0 ②③ G4-6-3 1-2f		x 0-0 ①② G6-2-3 1-2 2-3 3-Hf			4	0	2	1	0	0	5
Earl Williams, R (1, 2) OBP: 0.312, SLG: 0.429	x 0-0 ③ 2-3		x 0-0 ③ F9 1-2 3-H			x 0-0 2B	x 0-0 ③ F9			0	0	0	0	0	0	0
Darrell Evans, L (1, 3) OBP: 0.325, SLG: 0.201		x 0-0 ① F7		x 0-0 ① 4-3		x 0-0 ① F8		x 0-0 ① P6		4	0	0	0	0	0	1
Darrel Chaney, S (1, 6) OBP: 0.355, SLG: 0.308		x 0-0 ② F8		x 0-0 ② 1-3		III 4-0 BB IBB		x 0-0 ② L8		3	0	0	0	1	0	0
Jerry Royster, R (1, 5) OBP: 0.304, SLG: 0.284		H 1-0 HBP		x 0-0 1B		BBBB 4-0 G5-4-3 1-2 2-3 BB		x 0-0 ③ F9		2	0	1	0	1	0	0
Andy Messersmith, R (1, 1) OBP: 0.107, SLG: 0.074		x 0-0 ③ F9		x 0-0 ③ 5-3		x 0-0 ②③ G5-4-3 1-2f			x 0-0 ① 4-3	4	0	0	0	0	0	5
Inning Stats	R: 1 E: 0 K: 0 S: 4 H: 1 LOB: 1 BB: 1 P: 8	R: 0 E: 0 K: 0 S: 3 H: 0 LOB: 1 BB: 0 P: 4	R: 1 E: 0 K: 0 S: 4 H: 1 LOB: 1 BB: 1 P: 8	R: 0 E: 0 K: 0 S: 4 H: 1 LOB: 1 BB: 0 P: 4	R: 0 E: 0 K: 1 S: 5 H: 1 LOB: 1 BB: 1 P: 9	R: 0 E: 0 K: 0 S: 3 H: 1 LOB: 2 BB: 2 P: 11	R: 0 E: 0 K: 0 S: 4 H: 2 LOB: 2 BB: 1 P: 8	R: 0 E: 0 K: 0 S: 3 H: 0 LOB: 0 BB: 0 P: 3	R: 0 E: 0 K: 0 S: 4 H: 1 LOB: 1 BB: 0 P: 4	1B: 7 2B: 1 3B: 0 HR: 0	SF: 0 SAC: 1 DP: 3 HBP: 1						

PITCHER		IP	WLS	BF	H	R	ER	SO	BB	IBB	HBP	BLK	WP	HR	S	P	ERA	WHIP
Don Carrithers, R ERA: 3.76	(1, 1)	6.0	L	27	5	2	2	1	4	1	1	0	1	0	23	44	3.00	1.500
Dale Murray, R ERA: 3.48	(7, 1)	3.0		12	3	0	0	0	1	0	0	0	0	0	11	15	0.00	1.333

PITCHER	IP	WLS	BF	H	R	ER	SO	BB	IBB	HBP	BLK	WP	HR	S	P	ERA	WHIP

TOP

Atlanta Braves @ Montreal Expos

Jarry Park, Montreal, QB

Fri Jun 04 1976, 7:05 PM EDT

Att. 11,085 - Unknown - 70 F

livebaseballscorecards.com

AB	27
R	2
H	7
RBI	1
BB	6
SO	1
LOB	15

Atlanta Braves @ Montreal Expos

Jarry Park, Montreal, QB

Fri Jun 04 1976, 7:05 PM EDT

Att. 11,085 - Unknown - 70 F

BOTTOM

Batter	1	2	3	4	5	6	7	8	9	AB	R	H	RBI	BB	SO	LOB
Pepe Mangual, R (1, 8) OBP: 0.417, SLG: 0.398	K		6-3			5-3			1B	4	0	1	0	0	1	0
Jim Dwyer, L (1, 7) OBP: 0.328, SLG: 0.296	E1 BB		F8			1-3			K	4	0	0	0	0	1	1
Mike Jorgensen, L (1, 3) OBP: 0.326, SLG: 0.368	1-2 BB			4-3			F8		K	3	0	0	0	1	1	1
Gary Carter, R (1, 9) OBP: 0.318, SLG: 0.329	P6			F8			1-3			3	0	0	0	0	0	2
Larry Parrish, R (1, 5) OBP: 0.287, SLG: 0.344	K			P4			K			3	0	0	0	0	2	2
Tim Foli, R (1, 6) OBP: 0.276, SLG: 0.428		F5			P4			P5		3	0	0	0	0	0	0
Barry Foote, R (1, 2) OBP: 0.282, SLG: 0.387		5-3			5-3			K		3	0	0	0	0	1	0
Jim Cox, R (1, 4) OBP: 0.429, SLG: 0.429		F7			F8			P4		3	0	0	0	0	0	0
Don Carrithers, R (1, 1) Jim Lyttle, L (6, PH) OBP: 0.429, SLG: 0.333 Dale Murray, R (7, 1) Jose Morales, R (9, PH) OBP: 0.250, SLG: 0.300			K		G3				6-3	1 1 0 1	0 0 0 0	0 0 0 0	0 0 0 0	0 0 0 0	1 0 0 0	0 0 0 0
Inning Stats	R: 0 E: 1 K: 2 S: 8 H: 0 LOB: 2 BB: 1 P: 12	R: 0 E: 0 K: 0 S: 3 H: 0 LOB: 0 BB: 0 P: 3	R: 0 E: 0 K: 1 S: 5 H: 0 LOB: 0 BB: 0 P: 5	R: 0 E: 0 K: 0 S: 3 H: 0 LOB: 0 BB: 0 P: 3	R: 0 E: 0 K: 0 S: 3 H: 0 LOB: 0 BB: 0 P: 3	R: 0 E: 0 K: 0 S: 3 H: 0 LOB: 0 BB: 0 P: 3	R: 0 E: 0 K: 1 S: 5 H: 0 LOB: 0 BB: 0 P: 5	R: 0 E: 0 K: 1 S: 5 H: 0 LOB: 0 BB: 0 P: 5	R: 0 E: 0 K: 2 S: 8 H: 1 LOB: 1 BB: 0 P: 8	1B: 1 2B: 0 3B: 0 HR: 0 SF: 0 SAC: 0 DP: 0 HBP: 0	WP: 0 PB: 0 SB: 0 CS: 0 PA: 30					

livebaseballscorecards.com

AB	29
R	0
H	1
RBI	0
BB	1
SO	7
LOB	6

PITCHER	IP	WLS	BF	H	R	ER	SO	BB	IBB	HBP	BLK	WP	HR	S	P	ERA	WHIP
Andy Messersmith, R (1, 1) ERA: 2.96	9.0	W	30	1	0	0	7	1	0	0	0	0	0	43	47	0.00	0.222

PITCHER	IP	WLS	BF	H	R	ER	SO	BB	IBB	HBP	BLK	WP	HR	S	P	ERA	WHIP

Montreal Expos @ San Francisco Giants

Candlestick Park, San Francisco, CA

Tue Jun 08 1976, 10:05 PM EDT

Att. 2,424 - Unknown

TOP

livebaseballscorecards.com

Batter	1	2	3	4	5	6	7	8	9	AB	R	H	RBI	BB	SO	LOB
Jerry White, S (1, 8) OBP: 0.318, SLG: 0.348	S B S S F B S 2-3 K ①		S X 0-1 6-3 ②	S B X 1-1 E4 2-3		S S B X 1-2 P5 ②		X 0-0 6-3 ②		5	0	0	0	0	1	1
Gary Roenicke, R (1, 7)	B B S S X 2-1 6-3 ②		S S B B B B X 3-2 5-3 ③	S B S S 1-3 K2-3 ③		X 0-0 F7 ③		B X 1-0 5-3 ③		5	0	0	0	0	1	2
Andre Thornton, R (1, 9) OBP: 0.329, SLG: 0.364 (4, 3)	B B X 2-0 6-3 ③			X 0-0 1B 2B 1B	S S B X 1-2 BLK 4-3 2B		B S S S X 2-2 E5 1B SH1-3 1B		B S S S B B S 3-3 K ①	5	3	2	0	0	1	0
Jose Morales, R (1, 3) OBP: 0.357, SLG: 0.500 Jim Lyttle, L (4, 9) OBP: 0.364, SLG: 0.400		S B X 1-1 1B E 1B		X 0-0 2B SF8 1-2 1B	B S S B S F X 2-2 4-3 ① 2-3	X 0-0 SH1-3 ① 1-2	X 0-0 SH1-3 ① 1-2		S S B B S 2-3 K ②	2	2	2	0	0	0	0
										2	0	0	0	0	1	1
Larry Parrish, R (1, 5) OBP: 0.297, SLG: 0.354		B X 1-0 E7 1-H 4-3 1B		S S B X 1-2 SF8 FC1 2B 1-3 2-H	S B S B X 2-2 4-3 ② 3-H		S X 0-1 1B E 1B 2-3		X 0-0 5-3 ③	5	3	3	2	0	0	0
Tim Foli, R (1, 6) OBP: 0.285, SLG: 0.436		B S S X 1-2 4-3 ① 3-H		B X 1-0 SF8 ① 2-3 3-H	S S X 0-2 1B 1B		X 0-0 E4 FC6-4 1-H 3-H 1B			3	0	2	3	0	0	0
Pete Mackanin, R (1, 4) OBP: 0.262, SLG: 0.376		B S S X 1-2 5-3 ②		S S B F F B F F B X 3-2 FC1 1B 3-H	X 0-0 1B 1-2		B S S X 1-2 F9 ②			4	1	1	1	0	0	1
Pepe Frias, R (7, 4) OBP: 0.296, SLG: 0.320										0	0	0	0	0	0	0
Barry Foote, R (1, 2) OBP: 0.278, SLG: 0.368		X 0-0 F8 ③		X 0-0 E SH1-4 2-H 1B	B B S S S 2-3 K ③		B X 1-0 FC6-4 ③ 1-2f			4	0	1	1	0	1	3
Woodie Fryman, R (1, 1) OBP: 0.080, SLG: 0.080 Dale Murray, R (9, 1)			S X 0-1 6-3 ①	X 0-0 SH1-4 ② 1-2		S B S S 1-3 K ①		S S S 0-3 K ①		3	0	0	0	0	2	0
										0	0	0	0	0	0	0
Inning Stats	R: 0 H: 0 E: 0 LOB: 0 K: 1 BB: 0 S: 7 P: 13	R: 2 H: 2 E: 1 LOB: 0 K: 0 BB: 0 S: 10 P: 14	R: 0 H: 0 E: 0 LOB: 0 K: 0 BB: 0 S: 7 P: 10	R: 4 H: 4 E: 2 LOB: 2 K: 1 BB: 0 S: 19 P: 26	R: 1 H: 3 E: 0 LOB: 2 K: 1 BB: 0 S: 17 P: 24	R: 0 H: 0 E: 0 LOB: 0 K: 1 BB: 0 S: 7 P: 9	R: 2 H: 2 E: 2 LOB: 1 K: 0 BB: 0 S: 11 P: 15	R: 0 H: 0 E: 0 LOB: 0 K: 1 BB: 0 S: 5 P: 6	R: 0 H: 0 E: 0 LOB: 0 K: 2 BB: 0 S: 7 P: 12	1B: 9 SF: 1 2B: 2 SAC: 2 3B: 0 DP: 0 HR: 0 HBP: 0						

	AB	38
	R	9
	H	11
	RBI	7
	BB	0
	SO	7
	LOB	8

WP: 0 PB: 0 SB: 0 CS: 0 PA: 41

PITCHER		IP	WLS	BF	H	R	ER	SO	BB	IBB	HBP	BLK	WP	HR	S	P	ERA	WHIP
Rob Dressler, R ERA: 4.21	(1, 1)	3.1	L	17	6	6	4	1	0	0	0	0	0	0	37	55	10.80	1.800
Charlie Williams, R ERA: 2.01	(4, 1)	0.2		3	0	0	0	1	0	0	0	0	0	0	6	8	0.00	0.000
Dave Heaverlo, R ERA: 4.33	(5, 1)	2.0		9	3	1	1	2	0	0	0	1	0	0	24	33	4.50	1.500
Mike Caldwell, L ERA: 4.41	(7, 1)	3.0		12	2	2	0	3	0	0	0	0	0	0	23	33	0.00	0.667

PITCHER		IP	WLS	BF	H	R	ER	SO	BB	IBB	HBP	BLK	WP	HR	S	P	ERA	WHIP

BOTTOM

Batter	1	2	3	4	5	6	7	8	9	AB	R	H	RBI	BB	SO	LOB
Larry Herndon, R (1, 8) OBP: 0.402, SLG: 0.450	S B B B S X 3-2 S 1B	S B B S F B X 3-2 ③ P3		S B S B X 2-2 ① ② G6-4-3 1-2f 2-3 3-H		B B S X 2-1 ③ 6-3			B B S S X 2-2 BB 1B 1B	5	1	2	0	0	0	4
Derrel Thomas, S (1, 4) OBP: 0.312, SLG: 0.300	S S B B B F F F F 4-2 B 1-2 BB		S X 0-1 2B 1B	B X 1-0 ③ 6-3			S B X 1-1 ① F7		S B S B F B B 4-2 1B 1-2 1B BB	3	2	1	0	2	0	1
Gary Matthews, R (1, 7) OBP: 0.329, SLG: 0.389	B B S B S X 3-2 ① F9		S S B B B X 3-2 ① F7		B B S S X 2-2 ① 5-3		X 0-0 G3 2B		B X 1-0 1B 1-3 2-H 1B	5	0	2	1	0	0	3
Bobby Murcer, L (1, 9) OBP: 0.369, SLG: 0.374	B B S S S 2-3 ② K		S B B B X 3-1 1-H 2B		B B S S X 2-2 1B BLK 1B		S B S X 1-2 ② G3 2-3		X 0-0 G5-4-3 1-3 3-H 1B	5	0	3	2	0	1	3
Chris Speier, R (1, 6) OBP: 0.342, SLG: 0.338	B S B X 2-1 ③ F7		S X 0-1 ② F7		X 0-0 ② P3 1-2		B S S F F F F B B F 3-2 F X F8		B B X 2-0 ② ③ G5-4-3 1-2f	5	0	0	0	0	0	7
Willie Montanez, L (1, 3) OBP: 0.356, SLG: 0.425		B B S X 2-1 ① P6	B X 1-0 ③ 5-3		B X 1-0 2-3 1B			X 0-0 ① P4		4	0	1	0	0	0	1
Ken Reitz, R (1, 5) OBP: 0.317, SLG: 0.363		S S B B X 2-2 ② 5-3		X 0-0 1B BB G6-4-3 1B	X 0-0 ③ F7			X 0-0 ② 5-3		4	1	1	0	0	0	2
Marc Hill, R (1, 2) OBP: 0.231, SLG: 0.339		B X 1-0 E 1B	B B B B 4-0 G6-4-3 1B 1-2 BB			X 0-0 ① F8		B B S B X 3-1 ③ 6-3		3	0	1	0	1	0	0
Rob Dressler, R (1, 1) OBP: 0.222, SLG: 0.222 Charlie Williams, R (4, 1) Chris Arnold, R (4, PH) OBP: 0.263, SLG: 0.257 Dave Heaverlo, R (5, 1) Steve Ontiveros, S (6, PH) OBP: 0.260, SLG: 0.205 Mike Caldwell, R (7, 1) OBP: 0.167, SLG: 0.167 Gary Thomasson, L (9, PH) OBP: 0.429, SLG: 0.583		B X 1-0 E3 1-2		B S B B B X 3-1 G6-4-3 1-2 2-3 1B		B S B B S B X 3-2 ② L9			B B S S C S 2-3 ① K	1 0 1 0 0 1 0 0	0 0 0 1 0 0 0 0	0 0 1 0 0 0 0 0	0 0 0 0 0 0 0 0	0 0 0 0 0 0 0 1	0 0 0 0 0 0 0 0	1 0 0 0 0 0 0 0
Inning Stats	R: 0 E: 0 K: 1 S: 17 H: 1 LOB: 2 BB: 1 P: 31	R: 0 E: 1 K: 0 S: 11 H: 1 LOB: 2 BB: 0 P: 20	R: 1 E: 0 K: 0 S: 10 H: 2 LOB: 1 BB: 0 P: 17	R: 1 E: 0 K: 0 S: 7 H: 2 LOB: 1 BB: 1 P: 17	R: 0 E: 0 K: 0 S: 9 H: 2 LOB: 2 BB: 0 P: 14	R: 0 E: 0 K: 0 S: 6 H: 0 LOB: 0 BB: 0 P: 11	R: 0 E: 0 K: 0 S: 14 H: 1 LOB: 1 BB: 0 P: 19	R: 0 E: 0 K: 0 S: 4 H: 0 LOB: 0 BB: 0 P: 7	R: 2 E: 0 K: 1 S: 12 H: 3 LOB: 1 BB: 1 P: 23	1B: 10 2B: 2 3B: 0 HR: 0 SF: 0 SAC: 0 DP: 2 HBP: 0				WP: 0 PB: 0 SB: 1 CS: 0 PA: 41		

PITCHER		IP	WLS	BF	H	R	ER	SO	BB	IBB	HBP	BLK	WP	HR	S	P	ERA	WHIP
Woodie Fryman, L ERA: 3.48	(1, 1)	8.1	W	40	12	4	4	2	3	0	0	1	0	0	89	156	4.32	1.800
Dale Murray, R ERA: 3.31	(9, 1)	0.2		1	0	0	0	0	0	0	0	0	0	0	1	3	0.00	0.000

PITCHER	IP	WLS	BF	H	R	ER	SO	BB	IBB	HBP	BLK	WP	HR	S	P	ERA	WHIP

Montreal Expos @ San Francisco Giants

Candlestick Park, San Francisco, CA

Tue Jun 08 1976, 10:05 PM EDT

Att. 2,424 - Unknown

livebaseballscorecards.com

AB	38
R	4
H	12
RBI	3
BB	3
SO	2
LOB	22

Montreal Expos @ San Francisco Giants

Candlestick Park, San Francisco, CA

Wed Jun 09 1976, 10:05 PM EDT

Att. 2,209 - Unknown

TOP

livebaseballscorecards.com

Batter	1	2	3	4	5	6	7	8	9	AB	R	H	RBI	BB	SO	LOB
Jerry White, S (1, 8) OBP: 0.316, SLG: 0.346	2-1 ① 1-3		0-0 ③ P5			1-0 ② FC4-6 1-2f		2-0 2-H 1B		4	0	1	1	0	0	2
Gary Roenicke, R (1, 7) Chip Lang, R (6, 1) Jim Lyttle, L (8, PH) OBP: 0.333, SLG: 0.364 Fred Scherman, L (8, 1) OBP: 0.250, SLG: 0.250	2-2 ② F9			0-0 ① F8		3-2 ③ F8		3-3 ② K		3 0 1 0	0 0 0 0	0 0 0 0	0 0 0 0	0 0 1 0	0 0 1 0	1 0 2 0
Andre Thornton, R (1, 9) OBP: 0.328, SLG: 0.361	3-3 ③ K			0-1 ② P2			1-1 FC6-4 1B	0-0 ③ P2		4	0	1	0	0	1	2
Jose Morales, R (1, 3) OBP: 0.344, SLG: 0.469 Pepe Frias, R (9, PR) OBP: 0.296, SLG: 0.320		1-1 ① 4-3		2-2 ③ 1-3			0-0 ① FC6-4 1-2f 2B		1-0 E8 1B 1B	4 0	1 0	1 0	0 0	0 0	0 0	1 0
Larry Parrish, R (1, 5) OBP: 0.290, SLG: 0.345		0-0 ② 5-3			0-0 E4 G6-4-3		2-2 ② F8		0-1 ① F9	4	0	0	0	0	0	2
Tim Foli, R (1, 6) OBP: 0.290, SLG: 0.444		0-1 ③ 1-6-3			0-0 ①② G6-4-3 1-2f		0-2 1-H 2B		0-0 2-3 1B	4	0	2	1	0	0	1
Pete Mackanin, R (1, 4) OBP: 0.256, SLG: 0.367			0-3 ① K		2-0 ③ F8		1-3 ③ K		2-0 ② P3	4	0	0	0	0	2	4
Barry Foote, R (1, 2) OBP: 0.266, SLG: 0.352			0-2 ② P2			0-0 ① 5-3		0-2 ① F9	0-0 ③ P6	4	0	0	0	0	0	3
Don Stanhouse, R (1, 1) OBP: 0.714, SLG: 0.833 Wayne Granger, R (5, 1) Jim Dwyer, L (6, PH) OBP: 0.324, SLG: 0.300 (6, 7) Mike Jorgensen, L (8, PR) OBP: 0.318, SLG: 0.351 (8, 7)			4-2 BB			2-2 E3 FC4-6		0-1 1B 2B		0 0 2 0 0	0 0 0 1 0	0 0 1 0 0	0 0 0 0 0	1 0 0 0 0	0 0 0 0 0	0 0 0 0 0

Inning Stats										
	R: 0 E: 0 K: 1 S: 8	H: 0 LOB: 0 BB: 0 P: 15	R: 0 E: 0 K: 0 S: 5	H: 0 LOB: 0 BB: 0 P: 6	R: 0 E: 0 K: 1 S: 11	H: 0 LOB: 1 BB: 1 P: 15	R: 0 E: 0 K: 0 S: 8	H: 0 LOB: 0 BB: 0 P: 10	R: 0 E: 1 K: 0 S: 3	H: 0 LOB: 0 BB: 0 P: 5
	R: 0 E: 1 K: 0 S: 11	H: 0 LOB: 1 BB: 0 P: 17	R: 1 E: 0 K: 1 S: 12	H: 2 LOB: 1 BB: 0 P: 16	R: 1 E: 0 K: 1 S: 10	H: 2 LOB: 2 BB: 0 P: 15	R: 0 E: 1 K: 0 S: 6	H: 2 LOB: 3 BB: 0 P: 9	1B: 4 2B: 2 3B: 0 HR: 0	SF: 0 SAC: 0 DP: 1 HBP: 0

	WP: 0	PA: 35
	PB: 0	
	SB: 0	
	CS: 0	

PITCHER		IP	WLS	BF	H	R	ER	SO	BB	IBB	HBP	BLK	WP	HR	S	P	ERA	WHIP
Jim Barr, R ERA: 2.9	(1, 1)	8.1	W	33	6	2	2	4	1	0	0	0	0	0	72	104	2.16	0.840
Randy Moffitt, R ERA: 2.72	(9, 1)	0.2	S	2	0	0	0	0	0	0	0	0	0	0	2	4	0.00	0.000

PITCHER	IP	WLS	BF	H	R	ER	SO	BB	IBB	HBP	BLK	WP	HR	S	P	ERA	WHIP

Batter	1	2	3	4	5	6	7	8	9	AB	R	H	RBI	BB	SO	LOB
Larry Herndon, R (1, 8) OBP: 0.402, SLG: 0.448	X 0-0 FC1-6 1B	X 0-0 ③ FC4 1-2f		B B S S B X 3-2 2-H 1B	B B S S X 2-2 ③ P3		B S S F F X 1-2 ③ F8			5	0	2	1	0	0	5
Craig Robinson, R (1, 4) OBP: 0.667, SLG: 0.714	B X 1-0 ① FC1-6 WP BB 1B 1-2f		S S B B B B 4-2 1B 1B BB	B X 1-0 ② F8		B B S S B B 4-2 G6-4-3 BB BB		B S S X 1-2 E 2B		3	3	1	0	2	0	2
Bobby Murcer, L (1, 9) OBP: 0.374, SLG: 0.374	B B B B 4-0 WP 1-2 1B BB		S S X 0-2 ① L4	S B B X 2-1 ③ G3		B B B B 4-0 G6-4-3 1-2 BB		X 0-0 E5 6-3-5 2-H 1B		3	0	1	0	2	0	2
Gary Matthews, R (1, 7) OBP: 0.331, SLG: 0.386	S B B X 2-1 ② L6 1-2 2-3		B S S F B X 2-2 1B 1-2 1B		B B B S S B 4-2 FC4-6 BB	B S S B X 2-2 ①② G6-4-3 1-2f 2-3		B B X 2-0 ①② 6-3-5 2-3f		4	0	1	0	1	0	5
Willie Montanez, L (1, 3) OBP: 0.358, SLG: 0.423 Gary Thomasson, L (8, 3) OBP: 0.400, SLG: 0.538	B S S F B X 2-2 ③ 2-H 3-H 1B		S S S 1-3 ② K		B S B S S F F X 2-2 ① FC4-6 6-3 BB 1-2f 1B	B H 2-0 HBP		X 0-0 ③ 4-3		3 1	1 0	1 0	1 0	0 0	1 0	3 0
Chris Speier, R (1, 6) OBP: 0.349, SLG: 0.340		B B B B 4-0 BB BB	S S B X 1-2 1-2 2-H 1B		B B S S B F B 4-2 6-3 1-2 1B BB	B B S B X 3-1 ③ F8				2	1	1	1	2	0	2
Ken Reitz, R (1, 5) OBP: 0.311, SLG: 0.356	X 0-0 ① F9	B S X 1-1 ③ F9			B X 1-0 ② 6-3 1-2 2-3		S S X 0-2 E3 WP G3			4	0	0	0	0	0	5
Dave Rader, L (1, 2) OBP: 0.309, SLG: 0.343	S S B F B B F B 4-2 FC4 1-2 BB			S B B X 2-1 SH2-4 1B 1B	I I I 4-0 1B IBB		S B S S B F X 2-2 ① G3 1-2			2	1	1	0	2	0	1
Jim Barr, R (1, 1) OBP: 0.259, SLG: 0.130 Randy Moffitt, R (9, 1) OBP: 0.500, SLG: 0.500	S S B C 1-3 ② K			S B X 1-1 ① SH2-4 1-2	B X 1-0 1-2 2-H 3-H 1B		B S X 1-1 ② 6-3 2-3			3 0	0 0	1 0	2 0	0 0	1 0	3 0
Inning Stats	R: 1 E: 0 K: 0 S: 8 H: 2 LOB: 2 BB: 1 P: 17	R: 0 E: 0 K: 1 S: 9 H: 0 LOB: 2 BB: 2 P: 18	R: 1 E: 0 K: 1 S: 17 H: 2 LOB: 2 BB: 1 P: 26	R: 1 E: 0 K: 0 S: 10 H: 2 LOB: 1 BB: 0 P: 19	R: 2 E: 0 K: 0 S: 16 H: 1 LOB: 2 BB: 3 P: 34	R: 0 E: 0 K: 0 S: 7 H: 0 LOB: 2 BB: 2 P: 22	R: 0 E: 1 K: 0 S: 15 H: 0 LOB: 1 BB: 0 P: 19	R: 1 E: 1 K: 0 S: 6 H: 2 LOB: 0 BB: 0 P: 9		1B: 8 2B: 2 3B: 0 HR: 0	SF: 0 SAC: 1 DP: 2 HBP: 1					

BOTTOM

Montreal Expos @ San Francisco Giants

Candlestick Park, San Francisco, CA

Wed Jun 09 1976, 10:05 PM EDT

Att. 2,209 - Unknown

livebaseballscorecards.com

AB	30
R	6
H	9
RBI	5
BB	9
SO	2
LOB	28

WP: 2 PB: 0 SB: 0 CS: 0 PA: 41

PITCHER		IP	WLS	BF	H	R	ER	SO	BB	IBB	HBP	BLK	WP	HR	S	P	ERA	WHIP
Don Stanhouse, R ERA: 3.38	(1, 1)	4.1	L	24	6	5	5	2	6	0	0	0	1	0	55	101	10.38	2.769
Wayne Granger, R ERA: 3.67	(5, 1)	0.2		4	1	0	0	0	0	1	0	0	0	0	5	13	0.00	1.500
Chip Lang, R ERA: 7.27	(6, 1)	2.0		9	0	0	0	0	2	0	1	0	1	0	22	41	0.00	1.000
Fred Scherman, L ERA: 4.97	(8, 1)	1.0		4	2	1	1	0	0	0	0	0	0	0	6	9	9.00	2.000

PITCHER	IP	WLS	BF	H	R	ER	SO	BB	IBB	HBP	BLK	WP	HR	S	P	ERA	WHIP

Batter	1	2	3	4	5	6	7	8	9	AB	R	H	RBI	BB	SO	LOB
Jerry White, S (1, 8) OBP: 0.313, SLG: 0.341	B S S S 1-3 ① K		S B B X 2-1 ③ P6		B X 1-0 ③ G4-6-3 1-2 2-H 1B		S B S X 1-2 ③ 4-3		B X 1-0 ③ P4	5	0	1	1	0	1	0
Gary Roenicke, R (1, 9) OBP: 0.167, SLG: 0.167	B S S S F B F S 2-3 ② K			X 0-0 HR 1B	S S X 0-2 ②③ G4-6-3 1-2f			B S X 1-1 1B 6-3 FC6-4 1B		4	2	2	0	0	1	2
Tim Foli, R (1, 6) OBP: 0.283, SLG: 0.433	B X 1-0 ③ P6			B S S S X 1-2 ① P2		S B X 1-1 ① F7		S S F F B X 1-2 ① 6-3 1-2		4	0	0	0	0	0	2
Andre Thornton, R (1, 3) OBP: 0.331, SLG: 0.385		S S F X 0-2 ① F8		B B B S X 3-1 1-H HR		B X 1-0 ② 6-3		S B S F F B B X 3-2 FC6-4 2-3 1B		4	1	2	2	0	0	0
Larry Parrish, R (1, 5) OBP: 0.284, SLG: 0.337		X 0-0 ② 4-3		S S F S 0-3 ② K		B S S X 1-2 ③ P5		B X 1-0 ② FC6-4 S 1-2f 3-H		4	0	0	1	0	1	1
Mike Jorgensen, L (1, 7) OBP: 0.322, SLG: 0.351	S B X 1-1 1B			B S S S 1-3 ③ K			B S B S F F X 2-2 ① F9	B B B B 4-0 BB 1-2		3	0	1	0	1	1	0
Pete Mackanin, R (1, 4) OBP: 0.257, SLG: 0.363 Pepe Frias, R (7, 4) OBP: 0.286, SLG: 0.308	X 0-0 ③ F8				S B S X 1-2 ① 5-3		B B B B 4-0 S HR BB	S X 0-1 ③ F9		2 1	1 0	0 0	0 0	1 0	0 0	1 2
Barry Foote, R (1, 2) OBP: 0.276, SLG: 0.383			B X 1-0 ① F8		S B B B B S B 4-2 SH 1B BB		S S X 0-2 1-H HR		B S S B F F X 2-2 ① 5-3	3	2	1	2	1	0	0
Don Carrithers, R (1, 1) Dale Murray, R (7, 1)			X 0-0 ② P6		S B X 1-1 SH 1B 1-2		S S X 0-2 ② 4-3		S X 0-1 ② 6-3	2 1	0 0	0 0	0 0	0 0	0 0	0 0
Inning Stats	R: 0 H: 0 E: 0 LOB: 0 K: 2 BB: 0 S: 9 P: 13	R: 0 H: 1 E: 0 LOB: 1 K: 0 BB: 0 S: 8 P: 9	R: 0 H: 0 E: 0 LOB: 0 K: 0 BB: 0 S: 4 P: 7	R: 2 H: 2 E: 0 LOB: 0 K: 2 BB: 0 S: 13 P: 18	R: 1 H: 1 E: 0 LOB: 1 K: 0 BB: 1 S: 11 P: 18	R: 0 H: 0 E: 0 LOB: 0 K: 0 BB: 0 S: 6 P: 9	R: 2 H: 1 E: 0 LOB: 0 K: 0 BB: 1 S: 14 P: 21	R: 1 H: 2 E: 0 LOB: 2 K: 0 BB: 1 S: 15 P: 25	R: 0 H: 0 E: 0 LOB: 0 K: 0 BB: 0 S: 8 P: 11	1B: 5 SF: 0 2B: 0 SAC: 1 3B: 0 DP: 1 HR: 2 HBP: 0						WP: 0 PA: 37 PB: 0 SB: 2 CS: 0

PITCHER		IP	WLS	BF	H	R	ER	SO	BB	IBB	HBP	BLK	WP	HR	S	P	ERA	WHIP
Ed Halicki, R ERA: 4.94	(1, 1)	7.0	L	28	5	5	5	4	2	0	0	0	0	2	65	95	6.43	1.000
Gary Lavelle, L ERA: 1.79	(8, 1)	2.0		9	2	1	1	0	1	0	0	0	0	0	23	36	4.50	1.500

PITCHER	IP	WLS	BF	H	R	ER	SO	BB	IBB	HBP	BLK	WP	HR	S	P	ERA	WHIP

TOP

Montreal Expos @ San Francisco Giants

Candlestick Park, San Francisco, CA

Thu Jun 10 1976, 6:33 AM EDT

Att. 2,321 - Unknown

livebaseballscorecards.com

AB	33
R	6
H	7
RBI	6
BB	3
SO	4
LOB	8

Batter	1	2	3	4	5	6	7	8	9	AB	R	H	RBI	BB	SO	LOB
Larry Herndon, R (1, 8) OBP: 0.402, SLG: 0.440	F8		S, 1B		F9		CS, BB 2-3		FC5-4, G3 1-2f 2-3 3-H	4	0	1	1	1	0	3
Steve Ontiveros, S (1, 5) OBP: 0.236, SLG: 0.184	G3		K 1-2		3-1		F8 1-2		G3 1-2 3-H	5	0	0	1	0	1	5
Bobby Murcer, L (1, 9) OBP: 0.367, SLG: 0.365	F9			4-3		K		F7	1-3	5	0	0	0	0	1	2
Gary Matthews, R (1, 7) OBP: 0.337, SLG: 0.390		1B, SF7, 1B		E, 1B		WP, BB		6-3		3	1	2	0	1	0	0
Gary Thomasson, L (1, 3) OBP: 0.421, SLG: 0.588		G4-6-3 1-3 1B		E4, G6-4-3 1-2		F7 1-2		2B		4	0	2	0	0	0	2
Chris Speier, R (1, 6) OBP: 0.343, SLG: 0.335		SF7 3-H		G6-4-3 1-2f			5-3	6-3		3	0	0	1	0	0	3
Dave Rader, L (1, 2) OBP: 0.316, SLG: 0.343		G4-6-3 1-2f			G3		1B, 2B, BB		FC6, 1B, FC5-4, 1B	3	2	1	0	1	0	1
Craig Robinson, R (1, 4) OBP: 0.545, SLG: 0.556 Derrel Thomas, S (7, PH) OBP: 0.318, SLG: 0.307 (8, 4)			5-3		K		2B 1-2		FC5-4, E, G3, 1B 1-2	2 2	0 2	0 2	0 0	0 0	1 0	0 0
Ed Halicki, R (1, 1) OBP: 0.304, SLG: 0.200 Willie Montanez, L (7, PH) OBP: 0.361, SLG: 0.430 Jim Barr, R (7, PR) OBP: 0.259, SLG: 0.130 Gary Lavelle, S (8, 1) OBP: 0.200, SLG: 0.200 Glenn Adams, L (9, PH) OBP: 0.231, SLG: 0.269 Mike Sadek, R (9, PR) OBP: 0.390, SLG: 0.361			K	BB			WP 1-H 2-H		FC6, FC5-4 1-2 2-3	1 1 0 0 1	0 0 0 0 0	0 1 0 0 0	0 2 0 0 0	1 0 0 0 0	1 0 0 0 0	0 0 0 0 2
Inning Stats	R: 0 E: 0 K: 0 S: 8 H: 0 LOB: 0 BB: 0 P: 11	R: 1 E: 0 K: 0 S: 8 H: 2 LOB: 0 BB: 0 P: 12	R: 0 E: 0 K: 2 S: 11 H: 1 LOB: 1 BB: 0 P: 14	R: 0 E: 1 K: 0 S: 15 H: 1 LOB: 1 BB: 0 P: 21	R: 0 E: 0 K: 1 S: 8 H: 0 LOB: 1 BB: 1 P: 16	R: 0 E: 0 K: 1 S: 12 H: 0 LOB: 1 BB: 1 P: 21	R: 2 E: 0 K: 0 S: 15 H: 2 LOB: 2 BB: 2 P: 27	R: 0 E: 0 K: 0 S: 11 H: 1 LOB: 1 BB: 0 P: 14	R: 2 E: 1 K: 0 S: 15 H: 2 LOB: 2 BB: 0 P: 20	1B: 7 2B: 2 3B: 0 HR: 0 SF: 1 SAC: 0 DP: 2 HBP: 0						

PITCHER		IP	WLS	BF	H	R	ER	SO	BB	IBB	HBP	BLK	WP	HR	S	P	ERA	WHIP
Don Carrithers, R ERA: 3.83	(1, 1)	6.1	W	27	6	3	3	4	3	0	0	0	1	0	74	114	4.26	1.421
Dale Murray, R ERA: 3.32	(7, 1)	2.2	S	12	3	2	1	0	1	0	0	0	1	0	29	42	3.38	1.500

PITCHER	IP	WLS	BF	H	R	ER	SO	BB	IBB	HBP	BLK	WP	HR	S	P	ERA	WHIP

BOTTOM

Montreal Expos @ San Francisco Giants

Candlestick Park, San Francisco, CA

Thu Jun 10 1976, 6:33 AM EDT

Att. 2,321 - Unknown

livebaseballscorecards.com

AB	34
R	5
H	9
RBI	5
BB	4
SO	4
LOB	18

WP: 2 PA: 39
PB: 0
SB: 1
CS: 1

Montreal Expos @ Los Angeles Dodgers

Dodger Stadium, Los Angeles, CA

Fri Jun 11 1976, 7:05 PM PDT

Att. 17,278 - Unknown

TOP

livebaseballscorecards.com

Batter	1	2	3	4	5	6	7	8	9	AB	R	H	RBI	BB	SO	LOB
Jerry White, S (1, 8) OBP: 0.310, SLG: 0.343	P6	E1	K2-3				1B 1-3 1B 2B		P6	5	1	1	0	0	1	1
Gary Roenicke, R (1, 9) OBP: 0.235, SLG: 0.267	6-3	BB 1-2			F7		SF9 3-H		2B	3	0	1	1	1	0	0
Tim Foli, R (1, 6) OBP: 0.287, SLG: 0.432	1B 1B 1B	K			F7		1B 2-3 1B		P5	5	2	2	0	0	1	3
Jose Morales, R (1, 3) OBP: 0.351, SLG: 0.459	BB 1B 1-2 1B		F9		K		1B 1-2 3-H 1B		5-3	5	0	2	1	0	1	1
Jim Lyttle, L (1, 7) OBP: 0.375, SLG: 0.400	BB 1-2 2-H 1B		4-3			4-3	1B 1-2 2-H			4	0	2	2	0	0	0
Larry Parrish, R (1, 5) OBP: 0.284, SLG: 0.331	FC6-4 BB 1-2 2-3		P5			5-3	P3			3	0	0	0	1	0	2
Barry Foote, R (1, 2) OBP: 0.284, SLG: 0.381	FC6-4 1-2f			1B		K		G6-3 BB		3	0	1	0	1	1	3
Jim Cox, R (1, 4) OBP: 0.167, SLG: 0.167		F7		F8			4-3	F9		4	0	0	0	0	0	2
Clay Kirby, R (1, 1) OBP: 0.222, SLG: 0.250 Steve Dunning, R (2, 1) Jim Dwyer, L (7, PH) OBP: 0.333, SLG: 0.311 Pepe Frias, R (7, PR) OBP: 0.286, SLG: 0.308 Wayne Granger, R (7, 1) Mike Jorgensen, L (8, PH) OBP: 0.320, SLG: 0.348 Fred Scherman, L (8, 1) OBP: 0.250, SLG: 0.250		K		F8			2B SF9 1B	G6-3 1-2f		1 1 1 0 0 1 0	0 0 0 1 0 0 0	0 0 1 0 0 0 0	0 0 0 0 0 0 0	1 0 0 0 0 0 1	0 1 0 0 0 0 0	0 1 0 0 0 1 0
Inning Stats	R: 1 E: 0 K: 0 S: 6 H: 3 LOB: 3 BB: 1 P: 10	R: 0 E: 1 K: 2 S: 8 H: 0 LOB: 2 BB: 1 P: 12	R: 0 E: 0 K: 0 S: 3 H: 0 LOB: 0 BB: 0 P: 3	R: 0 E: 0 K: 1 S: 6 H: 1 LOB: 1 BB: 0 P: 6	R: 0 E: 0 K: 1 S: 5 H: 0 LOB: 0 BB: 0 P: 5	R: 0 E: 0 K: 1 S: 5 H: 0 LOB: 0 BB: 0 P: 5	R: 3 E: 0 K: 0 S: 8 H: 5 LOB: 2 BB: 0 P: 8	R: 0 E: 0 K: 0 S: 2 H: 0 LOB: 0 BB: 1 P: 6	R: 0 E: 0 K: 0 S: 4 H: 1 LOB: 1 BB: 0 P: 4	1B: 8 2B: 2 3B: 0 HR: 0	SF: 1 SAC: 0 DP: 1 HBP: 0						

	AB	36
	R	4
	H	10
	RBI	4
	BB	3
	SO	5
	LOB	14

WP: 0 PB: 0 SB: 1 CS: 0 PA: 40

PITCHER	IP	WLS	BF	H	R	ER	SO	BB	IBB	HBP	BLK	WP	HR	S	P	ERA	WHIP
Don Sutton, R (1, 1) ERA: 4.65	6.2	W	32	9	4	4	5	2	0	0	0	0	0	40	48	5.40	1.650
Charlie Hough, R (7, 1) ERA: 2.22	2.1	S	8	1	0	0	0	1	0	0	0	0	0	7	11	0.00	0.857

PITCHER	IP	WLS	BF	H	R	ER	SO	BB	IBB	HBP	BLK	WP	HR	S	P	ERA	WHIP

Batter	1	2	3	4	5	6	7	8	9	AB	R	H	RBI	BB	SO	LOB
Davey Lopes, R (1, 4) OBP: 0.320, SLG: 0.331	E5 4-3 S 1B	K		K		S 1B				4	1	1	0	0	2	3
Bill Buckner, L (1, 7) OBP: 0.317, SLG: 0.407	4-3 1-3	WP 3B 1-2 2-3 3-H BB			2B 2B 1B	F8 1-2				3	2	1	1	1	0	2
Steve Garvey, R (1, 3) OBP: 0.354, SLG: 0.442	3-H 1B	1-H 2-H 3-H 3B			1-3 2B 2B		4-3			4	1	3	3	0	0	0
Ron Cey, R (1, 5) OBP: 0.421, SLG: 0.542	F7	F8			2-H 3-H 2B		FC6-4 BB			3	0	1	2	1	0	2
Joe Ferguson, R (1, 9) OBP: 0.307, SLG: 0.349	F7		K		F8		K			4	0	0	0	0	2	3
Dusty Baker Jr., R (1, 8) OBP: 0.328, SLG: 0.322		E5 BB HBP BB	4-3		F8		FC6-4 1-2f			4	1	0	0	0	0	2
Steve Yeager, R (1, 2) OBP: 0.310, SLG: 0.418		BB BB WP 1-2 HBP	K		K			6-3		3	1	0	0	0	2	1
Bill Russell, R (1, 6) OBP: 0.333, SLG: 0.422		WP BB 3B 1-2 2-3 BB		F9		6-3		3-1		3	1	0	0	1	0	0
Don Sutton, R (1, 1) OBP: 0.152, SLG: 0.100 Charlie Hough, R (7, 1) OBP: 0.300, SLG: 0.400		L5		G3		4-3		F8		3 1	0 0	0 0	0 0	0 0	0 0	3 0
Inning Stats	R: 1 H: 1 E: 1 LOB: 1 K: 0 BB: 0 S: 5 P: 5	R: 4 H: 1 E: 1 LOB: 1 K: 1 BB: 2 S: 7 P: 16	R: 0 H: 0 E: 0 LOB: 0 K: 2 BB: 0 S: 7 P: 7	R: 0 H: 0 E: 0 LOB: 0 K: 1 BB: 0 S: 5 P: 5	R: 2 H: 3 E: 0 LOB: 1 K: 1 BB: 0 S: 8 P: 8	R: 0 H: 1 E: 0 LOB: 1 K: 0 BB: 1 S: 4 P: 4	R: 0 H: 0 E: 0 LOB: 1 K: 1 BB: 1 S: 5 P: 9	R: 0 H: 0 E: 0 LOB: 0 K: 0 BB: 0 S: 3 P: 3		1B: 3 SF: 0 2B: 2 SAC: 0 3B: 1 DP: 0 HR: 0 HBP: 1						

PITCHER		IP	WLS	BF	H	R	ER	SO	BB	IBB	HBP	BLK	WP	HR	S	P	ERA	WHIP
Clay Kirby, R ERA: 5.19	(1, 1)	1.2	L	12	2	5	0	1	2	0	1	0	1	0	11	20	0.00	2.400
Steve Dunning, R ERA: 5.85	(2, 1)	4.1		17	4	2	2	4	0	0	0	0	0	0	25	25	4.15	0.923
Wayne Granger, R ERA: 3.54	(7, 1)	1.0		4	0	0	0	1	1	0	0	0	0	0	5	9	0.00	1.000
Fred Scherman, L ERA: 4.8	(8, 1)	1.0		3	0	0	0	0	0	0	0	0	0	0	3	3	0.00	0.000

PITCHER	IP	WLS	BF	H	R	ER	SO	BB	IBB	HBP	BLK	WP	HR	S	P	ERA	WHIP

BOTTOM

Montreal Expos @ Los Angeles Dodgers

Dodger Stadium, Los Angeles, CA

Fri Jun 11 1976, 7:05 PM PDT

Att. 17,278 - Unknown

livebaseballscorecards.com

AB	32
R	7
H	6
RBI	6
BB	3
SO	6
LOB	16

Montreal Expos @ Los Angeles Dodgers

Dodger Stadium, Los Angeles, CA

Sat Jun 12 1976, 7:05 PM PDT

Att. 22,794 - Unknown

TOP

livebaseballscorecards.com

Batter	1	2	3	4	5	6	7	8	9	AB	R	H	RBI	BB	SO	LOB
Pepe Mangual, R (1, 8) OBP: 0.407, SLG: 0.383	K		F8			F9	BB			3	0	0	0	1	1	2
Mike Jorgensen, L (1, 7) OBP: 0.318, SLG: 0.345	K		K			P4	1-3			4	0	1	0	0	2	2
Wayne Granger, R (7, 1)										0	0	0	0	0	0	0
Fred Scherman, L (7, 1) OBP: 0.250, SLG: 0.250										0	0	0	0	0	0	0
Tim Foli, R (1, 6) OBP: 0.286, SLG: 0.428	6-3			P4		FC5-4	F6			4	0	1	0	0	0	2
Jose Morales, R (1, 3) OBP: 0.317, SLG: 0.415		L4		F9		FC5-4		F9		4	0	0	0	0	0	1
Gary Roenicke, R (1, 9) OBP: 0.238, SLG: 0.263		F8		1B			K	1-3		4	0	1	0	0	1	0
Pete Mackanin, R (1, 5) OBP: 0.251, SLG: 0.354		F2		P3			P4	F8		4	0	0	0	0	0	1
(7, 4)																
Barry Foote, R (1, 2) OBP: 0.292, SLG: 0.390			BB		P4		HR		5-3	3	1	1	0	1	0	0
Jim Cox, R (1, 4) OBP: 0.200, SLG: 0.158			1-2 BB		6-3		HR		K	1	0	0	0	1	0	0
Jim Dwyer, L (7, PH) OBP: 0.342, SLG: 0.311										0	0	0	0	1	0	0
Larry Parrish, R (7, PR) OBP: 0.282, SLG: 0.330										1	1	0	0	0	1	0
(7, 5)																
Dan Warthen, S (1, 1)			P3		4-3		1-H 2-H HR		3-1	2	0	0	0	0	0	2
Jim Lyttle, L (7, PH) OBP: 0.389, SLG: 0.588										2	1	1	3	0	0	0
(7, 7)																

	AB	32
	R	3
	H	5
	RBI	3
	BB	4
	SO	5
	LOB	10

Inning Stats	1	2	3	4	5	6	7	8	9
	R: 0 E: 0 K: 2 S: 7	H: 0 LOB: 0 BB: 0 P: 7	R: 0 E: 0 K: 0 S: 3	H: 0 LOB: 0 BB: 0 P: 3	R: 0 E: 0 K: 1 S: 5	H: 0 LOB: 2 BB: 2 P: 13	R: 0 E: 0 K: 0 S: 4	H: 1 LOB: 1 BB: 0 P: 4	R: 0 E: 0 K: 0 S: 3	H: 0 LOB: 0 BB: 0 P: 3	R: 0 E: 0 K: 0 S: 4	H: 1 LOB: 1 BB: 0 P: 4	R: 3 E: 0 K: 1 S: 8	H: 3 LOB: 2 BB: 2 P: 16	R: 0 E: 0 K: 0 S: 3	H: 0 LOB: 0 BB: 0 P: 3	R: 0 E: 0 K: 1 S: 5	H: 0 LOB: 0 BB: 0 P: 5

1B: 3	SF: 0
2B: 1	SAC: 0
3B: 0	DP: 0
HR: 1	HBP: 0

WP: 0	PA: 36
PB: 0	
SB: 0	
CS: 0	

PITCHER	IP	WLS	BF	H	R	ER	SO	BB	IBB	HBP	BLK	WP	HR	S	P	ERA	WHIP
Rick Rhoden, R (1, 1) ERA: 3.44	9.0	W	36	5	3	3	5	4	0	0	0	0	1	42	58	3.00	1.000

PITCHER	IP	WLS	BF	H	R	ER	SO	BB	IBB	HBP	BLK	WP	HR	S	P	ERA	WHIP

Batter	1	2	3	4	5	6	7	8	9	AB	R	H	RBI	BB	SO	LOB
Davey Lopes, R (1, 4) OBP: 0.318, SLG: 0.324	5-3		F8		5-3		BB			3	0	0	0	1	0	0
Bill Buckner, L (1, 7) OBP: 0.324, SLG: 0.422	HR, BB		HR		CS, 1B		3-1			3	2	2	1	1	0	2
Steve Garvey, R (1, 3) OBP: 0.356, SLG: 0.455	HR		F8		F7			SH3-4, 1B		4	1	2	2	0	0	1
Ron Cey, R (1, 5) OBP: 0.416, SLG: 0.534	F2		K			F9		SH3-4		3	0	0	0	0	1	0
Joe Ferguson, R (1, 9) OBP: 0.310, SLG: 0.348	FC6-4, BB			FC5-4, 1B		K		K		3	0	1	0	1	2	1
Joe Simpson, L (9, 9) OBP: 0.091, SLG: 0.091										0	0	0	0	0	0	0
Dusty Baker Jr., R (1, 8) OBP: 0.322, SLG: 0.317	FC6-4			FC5-4		F7		F7		4	0	0	0	0	0	3
Steve Yeager, R (1, 2) OBP: 0.311, SLG: 0.422		5-3		K			2B			3	0	1	0	0	1	1
Bill Russell, R (1, 6) OBP: 0.328, SLG: 0.415		6-3		6-3			F8			3	0	0	0	0	0	2
Rick Rhoden, R (1, 1) OBP: 0.321, SLG: 0.464		F7			HR		F8			3	1	1	1	0	0	1
Inning Stats	R: 2 E: 0 K: 0 S: 4 H: 1 LOB: 1 BB: 2 P: 12	R: 0 E: 0 K: 0 S: 3 H: 0 LOB: 0 BB: 0 P: 3	R: 1 E: 0 K: 1 S: 6 H: 1 LOB: 0 BB: 0 P: 6	R: 0 E: 1 K: 1 S: 6 H: 1 LOB: 1 BB: 0 P: 6	R: 1 E: 0 K: 0 S: 4 H: 2 LOB: 0 BB: 0 P: 4	R: 0 E: 0 K: 1 S: 5 H: 0 LOB: 0 BB: 0 P: 5	R: 0 E: 0 K: 0 S: 4 H: 1 LOB: 2 BB: 1 P: 8	R: 0 E: 0 K: 1 S: 6 H: 1 LOB: 1 BB: 0 P: 6		1B: 3 2B: 1 3B: 0 HR: 3	SF: 0 SAC: 1 DP: 0 HBP: 0						

PITCHER	IP	WLS	BF	H	R	ER	SO	BB	IBB	HBP	BLK	WP	HR	S	P	ERA	WHIP
Dan Warthen, L (1, 1) ERA: 4.62	6.0	L	24	5	4	4	3	2	0	0	0	0	3	28	36	6.00	1.167
Wayne Granger, R (7, 1) ERA: 3.45	0.2		4	1	0	0	0	1	0	0	0	0	0	3	7	0.00	3.000
Fred Scherman, L (7, 1) ERA: 4.6	1.1		5	1	0	0	1	0	0	0	0	0	0	7	7	0.00	0.750

PITCHER	IP	WLS	BF	H	R	ER	SO	BB	IBB	HBP	BLK	WP	HR	S	P	ERA	WHIP

BOTTOM

Montreal Expos @ Los Angeles Dodgers

Dodger Stadium, Los Angeles, CA

Sat Jun 12 1976, 7:05 PM PDT

Att. 22,794 - Unknown

livebaseballscorecards.com

AB	29
R	4
H	7
RBI	4
BB	3
SO	4
LOB	11

Batter	1	2	3	4	5	6	7	8	9	AB	R	H	RBI	BB	SO	LOB
Pepe Mangual, R (1, 8) OBP: 0.407, SLG: 0.383	0-0 SF8 1B 1B 1B	0-3 K			0-0 G6-4-3 1B			0-0 L5	0-0 F3	5	1	2	0	0	1	2
Bombo Rivera, R (1, 7) OBP: 0.342, SLG: 0.343	0-0 BB FC5 1B 1B 1-2	0-0 6-3			0-0 G6-4-3 1-2f			0-0 5-3 1B		4	1	2	0	0	0	1
Tim Foli, R (1, 6) OBP: 0.285, SLG: 0.424	0-0 FC5 BB 1B 1-2 2-3		0-0 5-3			0-0 6-3		0-0 5-3 1-2		4	0	1	0	0	0	1
Jose Morales, R (1, 3) OBP: 0.289, SLG: 0.386	0-0 SF8 3-H		0-0 5-3			0-0 6-3		0-3 K		3	0	0	1	0	1	1
Gary Roenicke, R (1, 9) OBP: 0.280, SLG: 0.273	4-0 1B FC5 BB 1-2 2-3		0-0 6-3			0-0 F6			0-0 FC5-4 1B 1B 1B	3	1	1	0	1	0	0
Pete Mackanin, R (1, 4) OBP: 0.251, SLG: 0.352	0-0 FC5 1B 1-2 2-3f 3-H			0-0 6-3			0-0 F8		0-0 FC5-4 1B 1-2	4	0	1	1	0	0	2
Barry Foote, R (1, 2) OBP: 0.300, SLG: 0.388	0-0 1B 1-2 2-3			0-0 F4			4-0 FC6-4 BB		0-0 F5	3	0	1	0	1	0	2
Larry Parrish, R (1, 5) OBP: 0.276, SLG: 0.322	0-0 F2			0-0 6-3			0-3 K		0-0 FC5-4 1B 1-2f 2-3	4	0	0	0	0	1	6
Woodie Fryman, R (1, 1) OBP: 0.074, SLG: 0.074		0-3 K			0-3 K		0-0 FC6-4 1-2f		0-0 1-2 3-H 1B	2	0	0	0	0	2	0
Steve Dunning, R (6, 1)										0	0	0	0	0	0	0
Jim Cox, R (7, PH) OBP: 0.190, SLG: 0.150										1	0	0	0	0	0	1
Dale Murray, R (7, 1)										0	0	0	0	0	0	0
Jerry White, S (9, PH) OBP: 0.314, SLG: 0.347										1	0	1	1	0	0	0
Inning Stats	R: 2 E: 0 K: 0 S: 7 H: 4 LOB: 3 BB: 1 P: 11	R: 0 E: 0 K: 2 S: 7 H: 0 LOB: 0 BB: 0 P: 7	R: 0 E: 0 K: 0 S: 3 H: 0 LOB: 0 BB: 0 P: 3	R: 0 E: 0 K: 0 S: 3 H: 0 LOB: 0 BB: 0 P: 3	R: 0 E: 0 K: 1 S: 5 H: 1 LOB: 0 BB: 0 P: 5	R: 0 E: 0 K: 0 S: 3 H: 0 LOB: 0 BB: 0 P: 3	R: 0 E: 0 K: 1 S: 5 H: 0 LOB: 1 BB: 1 P: 9	R: 0 E: 0 K: 1 S: 6 H: 1 LOB: 1 BB: 0 P: 6	R: 1 E: 0 K: 0 S: 6 H: 3 LOB: 2 BB: 0 P: 6	1B: 9 2B: 0 3B: 0 HR: 0 SF: 1 SAC: 0 DP: 1 HBP: 0							WP: 0 PB: 0 SB: 0 CS: 0 PA: 37

PITCHER	IP	WLS	BF	H	R	ER	SO	BB	IBB	HBP	BLK	WP	HR	S	P	ERA	WHIP
Tommy John, L (1, 1) ERA: 3.39	9.0	W	37	9	3	3	5	2	0	0	0	0	0	45	53	3.00	1.222

PITCHER	IP	WLS	BF	H	R	ER	SO	BB	IBB	HBP	BLK	WP	HR	S	P	ERA	WHIP

TOP

Montreal Expos @ Los Angeles Dodgers

Dodger Stadium, Los Angeles, CA

Sun Jun 13 1976, 3:33 AM PDT

Att. 36,497 - Unknown

livebaseballscorecards.com

AB	34
R	3
H	9
RBI	3
BB	2
SO	5
LOB	16

Batter	1	2	3	4	5	6	7	8	9	AB	R	H	RBI	BB	SO	LOB
Davey Lopes, R (1, 4) OBP: 0.316, SLG: 0.317	F7		F7		F7	BB				3	0	0	0	1	0	0
Bill Buckner, L (1, 7) OBP: 0.327, SLG: 0.423	B2		HR, S, 1B		1B, 1B	F8				4	1	2	0	0	0	3
Steve Garvey, R (1, 3) OBP: 0.355, SLG: 0.452	6-3		K, 1-2		1-3, 1B		4-3			4	0	1	0	0	1	1
Ron Cey, R (1, 5) OBP: 0.421, SLG: 0.550		2B, 1B, BB	2-H, HR		F9		1B, 1B			3	2	2	2	1	0	2
Joe Ferguson, R (1, 9) OBP: 0.319, SLG: 0.359		1-3, 1B, 2B	L6			E, S, 2B, BB	1-2, G4-6-3, 1B			3	2	2	0	1	0	0
Dusty Baker Jr., R (1, 8) OBP: 0.321, SLG: 0.315		F8, SF8, 2-H, 3-H, 1B		4-3		1-3, F9	G4-6-3, 1-2f			4	1	1	2	0	0	3
Steve Yeager, R (1, 2) OBP: 0.304, SLG: 0.412		F8, 2-3		K	K		6-3			4	0	0	0	0	2	2
Bill Russell, R (1, 6) OBP: 0.326, SLG: 0.410		SF8, 3-H		5-3		2B, IBB	6-3			2	0	0	1	1	0	0
Tommy John, R (1, 1) OBP: 0.160, SLG: 0.167		K			F7	1-3, 3-H, 2B	6-3			4	0	1	1	0	1	0
Inning Stats	R: 0 E: 0 K: 0 S: 3 H: 0 LOB: 0 BB: 0 P: 3	R: 3 E: 0 K: 1 S: 7 H: 2 LOB: 0 BB: 1 P: 11	R: 2 E: 0 K: 1 S: 7 H: 2 LOB: 0 BB: 0 P: 7	R: 0 E: 0 K: 1 S: 5 H: 0 LOB: 0 BB: 0 P: 5	R: 0 E: 0 K: 0 S: 5 H: 2 LOB: 2 BB: 0 P: 5	R: 1 E: 0 K: 1 S: 6 H: 1 LOB: 3 BB: 3 P: 18	R: 0 E: 0 K: 0 S: 4 H: 2 LOB: 1 BB: 0 P: 4	R: 0 E: 0 K: 0 S: 3 H: 0 LOB: 0 BB: 0 P: 3		1B: 6 2B: 2 3B: 0 HR: 1 SF: 1 SAC: 0 DP: 1 HBP: 0						

PITCHER		IP	WLS	BF	H	R	ER	SO	BB	IBB	HBP	BLK	WP	HR	S	P	ERA	WHIP
Woodie Fryman, L ERA: 3.92	(1, 1)	5.2	L	28	7	6	6	4	3	1	0	0	0	1	32	48	9.53	1.765
Steve Dunning, R ERA: 5.75	(6, 1)	0.1		1	0	0	0	0	0	0	0	0	0	0	1	1	0.00	0.000
Dale Murray, R ERA: 3.15	(7, 1)	2.0		7	2	0	0	0	0	0	0	0	0	0	7	7	0.00	1.000

PITCHER	IP	WLS	BF	H	R	ER	SO	BB	IBB	HBP	BLK	WP	HR	S	P	ERA	WHIP

BOTTOM

Montreal Expos @ Los Angeles Dodgers

Dodger Stadium, Los Angeles, CA

Sun Jun 13 1976, 3:33 AM PDT

Att. 36,497 - Unknown

livebaseballscorecards.com

AB	31
R	6
H	9
RBI	6
BB	4
SO	4
LOB	11

WP: 0	PA: 36		
PB: 0			
SB: 2			
CS: 0			

Batter	1	2	3	4	5	6	7	8	9	AB	R	H	RBI	BB	SO	LOB
Pepe Mangual, R (1, 8) OBP: 0.409, SLG: 0.382	F8		E 1B 1-2		CS BB B B B			K S S S		3	0	1	0	1	1	1
Bombo Rivera, R (1, 7) OBP: 0.333, SLG: 0.359	L3		E4 FC4 1-2 2-3		1-3 1-2			5-3 1-H		4	0	1	1	0	0	3
Tim Foli, R (1, 6) OBP: 0.279, SLG: 0.414	F8		FC4 1-2f			5-3		5-3 2-3		4	0	0	0	0	0	4
Pete Mackanin, R (1, 4) OBP: 0.246, SLG: 0.344		F3		E7 HR		F7		5-3		4	1	0	0	0	0	1
Pepe Frias, R (8, 4) OBP: 0.286, SLG: 0.308										0	0	0	0	0	0	0
Gary Roenicke, R (1, 9) OBP: 0.241, SLG: 0.231		6-3		5-3		F4			F8	4	0	0	0	0	0	1
Barry Foote, R (1, 2) OBP: 0.307, SLG: 0.421		5-3		HR 3-H			G6-4-3 1B		K S S S	4	1	2	2	0	1	0
Mike Jorgensen, L (1, 3) OBP: 0.317, SLG: 0.338			1-3	F6			K S S S		CS BB B B B B	3	0	0	0	1	1	1
Larry Parrish, R (1, 5) OBP: 0.272, SLG: 0.317			F8	6-3			G6-4-3 1-2f		CS 1-2	3	0	0	0	0	0	1
Don Stanhouse, R (1, 1) OBP: 0.700, SLG: 0.750			E 1B 1B		F7			2B BB B B B B		2	1	1	0	1	0	0
Inning Stats	R: 0 E: 0 K: 0 S: 3 H: 0 LOB: 0 BB: 0 P: 3	R: 0 E: 0 K: 0 S: 3 H: 0 LOB: 0 BB: 0 P: 3	R: 0 E: 1 K: 0 S: 6 H: 2 LOB: 3 BB: 0 P: 6	R: 2 E: 1 K: 0 S: 5 H: 1 LOB: 0 BB: 0 P: 5	R: 0 E: 0 K: 0 S: 2 H: 0 LOB: 0 BB: 1 P: 6	R: 0 E: 0 K: 0 S: 3 H: 0 LOB: 0 BB: 0 P: 3	R: 0 E: 0 K: 1 S: 5 H: 1 LOB: 0 BB: 0 P: 5	R: 1 E: 0 K: 1 S: 6 H: 1 LOB: 1 BB: 1 P: 10	R: 0 E: 0 K: 1 S: 4 H: 0 LOB: 0 BB: 1 P: 8	1B: 3 2B: 1 3B: 0 HR: 1 SF: 0 SAC: 0 DP: 1 HBP: 0						

PITCHER	IP	WLS	BF	H	R	ER	SO	BB	IBB	HBP	BLK	WP	HR	S	P	ERA	WHIP
Brent Strom, L (1, 1) ERA: 3.57	7.0	L	26	4	2	1	1	1	0	0	0	0	1	27	31	1.29	0.714
Ken Reynolds, L (8, 1) ERA: 4.76	2.0		8	1	1	1	2	2	0	0	0	0	0	10	18	4.50	1.500

PITCHER	IP	WLS	BF	H	R	ER	SO	BB	IBB	HBP	BLK	WP	HR	S	P	ERA	WHIP

TOP

Montreal Expos @ San Diego Padres

San Diego Stadium, San Diego, CA

Mon Jun 14 1976, 10:05 PM EDT

Att. 21,774 - Unknown

livebaseballscorecards.com

AB	31
R	3
H	5
RBI	3
BB	3
SO	3
LOB	12

WP: 0 PB: 0 SB: 0 CS: 2 PA: 35

Montreal Expos @ San Diego Padres

San Diego Stadium, San Diego, CA

Mon Jun 14 1976, 10:05 PM EDT

Att. 21,774 - Unknown

BOTTOM

Batter	1	2	3	4	5	6	7	8	9	AB	R	H	RBI	BB	SO	LOB
Enzo Hernandez, R (1, 6) OBP: 0.353, SLG: 0.336	6-3		F9		6-3			6-3		4	0	0	0	0	0	1
Tito Fuentes, S (1, 4) OBP: 0.303, SLG: 0.330	F8		1-2 1B			F8		G3		4	0	1	0	0	0	0
Willie Davis, L (1, 8) OBP: 0.299, SLG: 0.395	F8		F8			1B		F6		4	0	1	0	0	0	2
Willie McCovey, L (1, 3) OBP: 0.296, SLG: 0.330		F6		F9		F5			3-1	4	0	0	0	0	0	1
Dave Winfield, R (1, 9) OBP: 0.354, SLG: 0.467		S 1B		E4		F9			S S S K	4	0	1	0	0	1	1
Doug Rader, R (1, 5) OBP: 0.359, SLG: 0.444		1-2 F9		F8			S S S K		B B B BB	3	0	0	0	1	1	2
Gene Locklear, L (1, 7) OBP: 0.283, SLG: 0.286		1-3		4-3			B B B 5-3 BB		F7	3	0	0	0	1	0	3
Fred Kendall, R (1, 2) OBP: 0.281, SLG: 0.245			5-3		5-3		1-2 5-3			3	0	0	0	0	0	1
Brent Strom, R (1, 1) OBP: 0.207, SLG: 0.120			B B B 1B BB		1-3		F4			1	0	0	0	1	0	0
Johnny Grubb, L (7, PH) OBP: 0.438, SLG: 0.367										1	0	0	0	0	0	1
Ken Reynolds, L (8, 1)										0	0	0	0	0	0	0
Inning Stats	R: 0 E: 0 K: 0 S: 3 H: 0 LOB: 0 BB: 0 P: 3	R: 0 E: 0 K: 0 S: 4 H: 1 LOB: 1 BB: 0 P: 4	R: 0 E: 0 K: 0 S: 4 H: 1 LOB: 2 BB: 1 P: 8	R: 0 E: 1 K: 0 S: 4 H: 0 LOB: 1 BB: 0 P: 4	R: 0 E: 0 K: 0 S: 3 H: 0 LOB: 0 BB: 0 P: 3	R: 0 E: 0 K: 0 S: 4 H: 1 LOB: 1 BB: 0 P: 4	R: 0 E: 0 K: 1 S: 5 H: 0 LOB: 1 BB: 1 P: 9	R: 0 E: 0 K: 0 S: 3 H: 0 LOB: 0 BB: 0 P: 3	R: 0 E: 0 K: 1 S: 5 H: 0 LOB: 1 BB: 1 P: 9	1B: 3 2B: 0 3B: 0 HR: 0	SF: 0 SAC: 0 DP: 0 HBP: 0						

livebaseballscorecards.com

	AB	31
	R	0
	H	3
	RBI	0
	BB	3
	SO	2
	LOB	12

PITCHER	IP	WLS	BF	H	R	ER	SO	BB	IBB	HBP	BLK	WP	HR	S	P	ERA	WHIP
Don Stanhouse, R (1, 1) ERA: 2.76	9.0	W	34	3	0	0	2	3	0	0	0	0	0	35	47	0.00	0.667

PITCHER	IP	WLS	BF	H	R	ER	SO	BB	IBB	HBP	BLK	WP	HR	S	P	ERA	WHIP

Batter	1	2	3	4	5	6	7	8	9	AB	R	H	RBI	BB	SO	LOB
Pepe Mangual, R (1, 8) OBP: 0.399, SLG: 0.370	4-3		5-3		K			K		4	0	0	0	0	2	0
Gary Roenicke, R (1, 9) OBP: 0.273, SLG: 0.367	6-3		HR			FC6-4 1B		F8		4	1	2	1	0	0	0
Tim Foli, R (1, 6) OBP: 0.278, SLG: 0.416	G3		2B			FC6-4 FC5-4 1-2f			6-3	4	0	1	0	0	0	1
Jim Lyttle, L (1, 7) OBP: 0.364, SLG: 0.524		1B 1B	F5			F8			1-3	4	0	1	0	0	0	2
Barry Foote, R (1, 2) OBP: 0.305, SLG: 0.414		L7		CS 1B		FC5-4 1-2f			5-3	4	0	1	0	0	0	2
Mike Jorgensen, L (1, 3) OBP: 0.311, SLG: 0.331		F9		1-3 1-2			3-1			3	0	0	0	0	0	2
Pete Mackanin, R (1, 4) OBP: 0.247, SLG: 0.344		1-3 1B		4-3			F3			3	0	1	0	0	0	0
Larry Parrish, R (1, 5) OBP: 0.268, SLG: 0.312		K			1-3		F2			3	0	0	0	0	1	2
Don Carrithers, R (1, 1)			4-3		6-3			G3		2	0	0	0	0	0	0
Jim Dwyer, L (8, PH) OBP: 0.338, SLG: 0.306										1	0	0	0	0	0	0
Steve Dunning, R (8, 1)										0	0	0	0	0	0	0
Inning Stats	R: 0 E: 0 K: 0 S: 3 H: 0 LOB: 0 BB: 0 P: 3	R: 0 E: 0 K: 1 S: 7 H: 2 LOB: 2 BB: 0 P: 7	R: 1 E: 0 K: 0 S: 5 H: 2 LOB: 1 BB: 0 P: 5	R: 0 E: 0 K: 0 S: 3 H: 1 LOB: 0 BB: 0 P: 3	R: 0 E: 0 K: 1 S: 5 H: 0 LOB: 0 BB: 0 P: 5	R: 0 E: 0 K: 0 S: 4 H: 1 LOB: 1 BB: 0 P: 4	R: 0 E: 0 K: 0 S: 3 H: 0 LOB: 0 BB: 0 P: 3	R: 0 E: 0 K: 1 S: 5 H: 0 LOB: 0 BB: 0 P: 5	R: 0 E: 0 K: 0 S: 3 H: 0 LOB: 0 BB: 0 P: 3	1B: 4 2B: 1 3B: 0 HR: 1	SF: 0 SAC: 0 DP: 0 HBP: 0						

PITCHER	IP	WLS	BF	H	R	ER	SO	BB	IBB	HBP	BLK	WP	HR	S	P	ERA	WHIP
Alan Foster, R (1, 1) ERA: 2.09	9.0	W	32	6	1	1	3	0	0	0	0	0	1	38	38	1.00	0.667

PITCHER	IP	WLS	BF	H	R	ER	SO	BB	IBB	HBP	BLK	WP	HR	S	P	ERA	WHIP

Montreal Expos @ San Diego Padres

San Diego Stadium, San Diego, CA

Tue Jun 15 1976, 10:05 PM EDT

Att. 9,447 - Unknown

TOP

livebaseballscorecards.com

AB	32
R	1
H	6
RBI	1
BB	0
SO	3
LOB	9

WP: 0 PB: 0 SB: 0 CS: 1 PA: 32

Montreal Expos @ San Diego Padres

San Diego Stadium, San Diego, CA

Tue Jun 15 1976, 10:05 PM EDT

Att. 9,447 - Unknown

BOTTOM

Batter	1	2	3	4	5	6	7	8	9	AB	R	H	RBI	BB	SO	LOB
Enzo Hernandez, R (1, 6) OBP: 0.358, SLG: 0.341	4-3		1-2 1B		FC3-6 1-2f 2B		G6-3 1B			4	1	2	0	0	0	1
Tito Fuentes, S (1, 4) OBP: 0.307, SLG: 0.338	FC3-6 1B		F8		PB 1-H 2B		G6-3 1-2f			4	0	2	1	0	0	3
Willie Davis, L (1, 8) OBP: 0.298, SLG: 0.392	FC3-6 1-2f		F9		K2-3 2-3		1B			4	0	1	0	0	1	4
Willie McCovey, L (1, 3) OBP: 0.295, SLG: 0.328	K			FC5-4 1B	K		5-3			4	0	1	0	0	2	3
Dave Winfield, R (1, 9) OBP: 0.352, SLG: 0.468		6-3		F4	1-3 SF8 2B			K		4	1	1	0	0	1	1
Doug Rader, R (1, 5) OBP: 0.352, SLG: 0.435		K		FC5-4 1-2f BB	1-3 2-3			K		4	0	0	0	0	2	2
Johnny Grubb, L (1, 7) OBP: 0.441, SLG: 0.353 Luis Melendez, R (9, 7) OBP: 0.190, SLG: 0.183		F8		FC5-4 1-2 BB	IBB			G3		2 0	0 0	0 0	0 0	2 0	0 0	0 0
Fred Kendall, R (1, 2) OBP: 0.278, SLG: 0.242 Gene Locklear, L (6, PH) OBP: 0.279, SLG: 0.286 Bob Davis, R (7, 2) OBP: 0.174, SLG: 0.163			4-3	FC5-4 1-2f		SF8 3-H				2 0 0	0 0 0	0 0 0	0 1 0	0 0 0	0 0 0	2 0 0
Alan Foster, R (1, 1)			1B BB		FC3-6 BB	K				1	0	0	0	2	1	1
Inning Stats	R: 0 E: 1 K: 1 S: 6 H: 1 LOB: 1 BB: 0 P: 6	R: 0 E: 0 K: 1 S: 5 H: 0 LOB: 0 BB: 0 P: 5	R: 0 E: 0 K: 0 S: 4 H: 1 LOB: 2 BB: 1 P: 8	R: 0 E: 0 K: 0 S: 4 H: 1 LOB: 2 BB: 1 P: 8	R: 1 E: 0 K: 2 S: 8 H: 1 LOB: 1 BB: 1 P: 12	R: 1 E: 0 K: 1 S: 6 H: 1 LOB: 1 BB: 1 P: 10	R: 0 E: 0 K: 0 S: 4 H: 2 LOB: 1 BB: 0 P: 4	R: 0 E: 0 K: 2 S: 7 H: 0 LOB: 0 BB: 0 P: 7		1B: 5 2B: 2 3B: 0 HR: 0	SF: 1 SAC: 0 DP: 1 HBP: 0					

livebaseballscorecards.com

AB	29
R	2
H	7
RBI	2
BB	4
SO	7
LOB	17

WP: 0 PB: 1 SB: 0 CS: 0 PA: 34

PITCHER		IP	WLS	BF	H	R	ER	SO	BB	IBB	HBP	BLK	WP	HR	S	P	ERA	WHIP
Don Carrithers, R ERA: 3.67	(1, 1)	7.0	L	31	7	2	2	5	3	1	0	0	0	0	37	53	2.57	1.429
Steve Dunning, R ERA: 5.48	(8, 1)	1.0		3	0	0	0	2	0	0	0	0	0	0	7	7	0.00	0.000

PITCHER	IP	WLS	BF	H	R	ER	SO	BB	IBB	HBP	BLK	WP	HR	S	P	ERA	WHIP

Batter	1	2	3	4	5	6	7	8	9	AB	R	H	RBI	BB	SO	LOB
Jerry White, S (1, 8) OBP: 0.311, SLG: 0.339	F8	G3		G3		G3			FC6-4, BB	4	0	0	0	1	0	5
Jim Dwyer, L (1, 7) OBP: 0.316, SLG: 0.284	F7		F8	F7		K			F7	5	0	0	0	0	1	3
Tim Foli, R (1, 6) OBP: 0.271, SLG: 0.404	F3		E3		6-3		F7		F7	5	1	0	0	0	0	1
Gary Roenicke, R (1, 9) OBP: 0.316, SLG: 0.514		HR	E2, BB, 1B, 2-H		2B		4-3		FC6-4, 1-2f	5	1	3	1	0	0	1
Mike Jorgensen, L (1, 3) OBP: 0.321, SLG: 0.342		E, 1B	BB, 1B, 1-2		F7		WP, 1B			4	0	3	0	0	0	1
Barry Foote, R (1, 2) OBP: 0.295, SLG: 0.400		E7, 1-3	F8		1-3		F7, 1-2			4	0	0	0	0	0	5
Pete Mackanin, R (1, 5) OBP: 0.247, SLG: 0.339		1-3	BB, 1-2, 2-3			6-3		F8		3	0	0	0	1	0	2
Pepe Frias, R (1, 4) OBP: 0.313, SLG: 0.286		IBB	F9			2B, BB		4-3		2	0	0	0	2	0	3
Dan Warthen, S (1, 1)		F6		K		1-3, 2B		F7		2	0	0	0	0	1	3
Fred Scherman, L (5, 1) OBP: 0.250, SLG: 0.250										0	0	0	0	0	0	0
Jim Lyttle, L (6, PH) OBP: 0.391, SLG: 0.591										1	0	1	0	0	0	0
Clay Kirby, R (6, 1) OBP: 0.222, SLG: 0.250										0	0	0	0	0	0	0
Jose Morales, R (8, PH) OBP: 0.283, SLG: 0.378										1	0	0	0	0	0	0
Chip Lang, R (8, 1)										0	0	0	0	0	0	0
Inning Stats	R: 0 E: 0 K: 0 S: 3 H: 0 LOB: 0 BB: 0 P: 3	R: 1 E: 1 K: 0 S: 6 H: 2 LOB: 3 BB: 1 P: 10	R: 1 E: 2 K: 0 S: 6 H: 2 LOB: 3 BB: 1 P: 10	R: 0 E: 0 K: 1 S: 5 H: 0 LOB: 0 BB: 0 P: 5	R: 0 E: 0 K: 0 S: 4 H: 1 LOB: 1 BB: 0 P: 4	R: 0 E: 0 K: 1 S: 6 H: 1 LOB: 2 BB: 1 P: 10	R: 0 E: 0 K: 0 S: 4 H: 1 LOB: 1 BB: 0 P: 4	R: 0 E: 0 K: 0 S: 3 H: 0 LOB: 0 BB: 0 P: 3	R: 0 E: 0 K: 0 S: 3 H: 0 LOB: 1 BB: 1 P: 7	1B: 4 2B: 2 3B: 0 HR: 1 SF: 0 SAC: 0 DP: 0 HBP: 0	WP: 1 PB: 0 SB: 0 CS: 0 PA: 40					

PITCHER	IP	WLS	BF	H	R	ER	SO	BB	IBB	HBP	BLK	WP	HR	S	P	ERA	WHIP
Dave Freisleben, R (1, 1) ERA: 1.25	9.0	W	40	7	2	1	2	3	1	0	0	1	1	40	56	1.00	1.111

PITCHER	IP	WLS	BF	H	R	ER	SO	BB	IBB	HBP	BLK	WP	HR	S	P	ERA	WHIP

TOP

Montreal Expos @ San Diego Padres

San Diego Stadium, San Diego, CA

Wed Jun 16 1976, 6:33 AM EDT

Att. 13,306 - Unknown

livebaseballscorecards.com

AB	36
R	2
H	7
RBI	1
BB	4
SO	2
LOB	24

Batter	1	2	3	4	5	6	7	8	9	AB	R	H	RBI	BB	SO	LOB
Luis Melendez, R (1, 8) OBP: 0.209, SLG: 0.203	SH1-4 1B		BB 1B 1-3	6-3			F3			4	1	2	0	0	0	0
Ted Kubiak, S (1, 5) OBP: 0.378, SLG: 0.351	SH1-4 1-2		F6		G4-6-3 1B HR		1B			3	1	2	0	0	0	2
Tito Fuentes, S (1, 4) OBP: 0.311, SLG: 0.338	K		1B FC5-2-6 1-2 BB		G4-6-3 1-2 1B		F2			3	0	1	0	1	1	2
Dave Winfield, R (1, 9) OBP: 0.350, SLG: 0.464	1-3		S FC5-2-6 2B 1-3 2-H 3-H 1B		G4-6-3 1-2f 2-3		F9			4	1	1	2	0	0	4
Mike Ivie, R (1, 3) OBP: 0.289, SLG: 0.379		BB	FC5-2-6 2B 1-2 3-H		HR 3-H			F3		3	2	1	2	1	0	2
Merv Rettenmund, R (1, 7) OBP: 0.409, SLG: 0.362		K	2B 1-H 2-H		6-3			F4		4	0	1	2	0	1	1
Hector Torres, R (1, 6) OBP: 0.299, SLG: 0.368		K	F7			5-3		6-3		4	0	0	0	0	1	2
Bob Davis, R (1, 2) OBP: 0.163, SLG: 0.152		F8		K		F8				3	0	0	0	0	1	1
Dave Freisleben, R (1, 1) OBP: 0.364, SLG: 0.545			1B 1B 1B	K		1B				3	1	2	0	0	1	0
Inning Stats	R: 0 E: 0 K: 1 S: 6 H: 1 LOB: 1 BB: 0 P: 6	R: 0 E: 0 K: 2 S: 7 H: 0 LOB: 1 BB: 1 P: 11	R: 4 E: 0 K: 0 S: 7 H: 4 LOB: 1 BB: 1 P: 11	R: 0 E: 0 K: 2 S: 7 H: 0 LOB: 0 BB: 0 P: 7	R: 2 E: 0 K: 0 S: 5 H: 3 LOB: 0 BB: 0 P: 5	R: 0 E: 0 K: 0 S: 3 H: 1 LOB: 1 BB: 0 P: 3	R: 0 E: 0 K: 0 S: 4 H: 1 LOB: 1 BB: 0 P: 4	R: 0 E: 0 K: 0 S: 3 H: 0 LOB: 0 BB: 0 P: 3		1B: 8 2B: 1 3B: 0 HR: 1 SF: 0 SAC: 1 DP: 1 HBP: 0				WP: 0 PB: 0 SB: 1 CS: 0 PA: 34	

PITCHER		IP	WLS	BF	H	R	ER	SO	BB	IBB	HBP	BLK	WP	HR	S	P	ERA	WHIP
Dan Warthen, L ERA: 5.1	(1, 1)	4.0	L	21	7	6	6	5	2	0	0	0	0	0	29	37	13.50	2.250
Fred Scherman, L ERA: 4.73	(5, 1)	1.0		3	1	0	0	0	0	0	0	0	0	1	3	3	0.00	1.000
Clay Kirby, R ERA: 4.91	(6, 1)	2.0		7	2	0	0	0	0	0	0	0	0	0	7	7	0.00	1.000
Chip Lang, R ERA: 6.52	(8, 1)	1.0		3	0	0	0	0	0	0	0	0	0	0	3	3	0.00	0.000

PITCHER	IP	WLS	BF	H	R	ER	SO	BB	IBB	HBP	BLK	WP	HR	S	P	ERA	WHIP

BOTTOM

Montreal Expos @ San Diego Padres

San Diego Stadium, San Diego, CA

Wed Jun 16 1976, 6:33 AM EDT

Att. 13,306 - Unknown

livebaseballscorecards.com

AB	31
R	6
H	10
RBI	6
BB	2
SO	5
LOB	14

Batter	1	2	3	4	5	6	7	8	9	AB	R	H	RBI	BB	SO	LOB
Bill Buckner, L (1, 9) (7, 7) OBP: 0.321, SLG: 0.409	F7	K		F9		4-3		1B 1-2 2-H		5	1	1	1	0	1	2
Ted Sizemore, R (1, 4) OBP: 0.292, SLG: 0.283	F4	4-3			BB 2B 1B	1-3		K		5	1	1	0	0	1	3
Steve Garvey, R (1, 3) OBP: 0.346, SLG: 0.440	E5 1B 1B		FC2-5 2B		L7		K	1B 1-3 2-H		5	1	2	1	0	1	1
Ron Cey, R (1, 5) OBP: 0.419, SLG: 0.531	BB 1-3 1B 1B		FC2-5 BB		2B 1-2 FC5-2 BB		4-6-3 BB	1-2 3-H 1B		2	1	2	1	3	0	0
Manny Mota, R (1, 7) OBP: 0.321, SLG: 0.320 Joe Simpson, L (7, 9) OBP: 0.063, SLG: 0.063 Danny Walton, R (8, PH) OBP: 0.222, SLG: 0.143 Charlie Hough, R (8, 1) OBP: 0.273, SLG: 0.364	1B 1-2 BB		FC2-5 L9-3 1-2 2-3f		FC5-2 1-3 2-H 2B		4-6-3 1-2	F7		3 0 1 0	0 0 0 0	1 0 0 0	1 0 0 0	1 0 0 0	0 0 0 0	3 0 2 0
Bill Russell, R (1, 6) OBP: 0.322, SLG: 0.395	1-3 2-H 3-H 1B		L9-3 1-2		FC5-2 IBB		4-3		5-3 1B	4	0	2	2	1	0	3
Dusty Baker Jr., R (1, 8) OBP: 0.310, SLG: 0.304	6-3			FC5-4 1B	FC5-2 1-2 2-3 3-Hf			F9	F8	5	0	1	0	0	0	6
Ellie Rodriguez, R (1, 2) OBP: 0.533, SLG: 0.417 Steve Yeager, R (8, PR) OBP: 0.292, SLG: 0.384 (8, 2)		F8		FC5-4 SH2-4 1-2f	F3			1B 1B 1B	5-3 1-2	4 1	0 1	1 0	0 0	0 0	0 0	4 1
Rick Rhoden, R (1, 1) OBP: 0.333, SLG: 0.500 Mike Marshall, R (7, 1) Ed Goodson, L (8, PH) OBP: 0.298, SLG: 0.375 Henry Cruz, L (8, 9) OBP: 0.253, SLG: 0.403		2B		SH2-4 1-2		4-3		1B 1-2 1B	4-3	2 0 1 1	0 0 1 0	1 0 1 0	0 0 0 0	0 0 0 0	0 0 0 0	0 0 0 1
Inning Stats	R: 2 E: 1 K: 0 S: 6 H: 2 LOB: 2 BB: 1 P: 10	R: 0 E: 0 K: 1 S: 6 H: 1 LOB: 1 BB: 0 P: 6	R: 0 E: 0 K: 0 S: 3 H: 1 LOB: 1 BB: 1 P: 7	R: 0 E: 0 K: 0 S: 4 H: 1 LOB: 1 BB: 0 P: 4	R: 1 E: 0 K: 0 S: 5 H: 2 LOB: 3 BB: 2 P: 13	R: 0 E: 0 K: 0 S: 3 H: 0 LOB: 0 BB: 0 P: 3	R: 0 E: 0 K: 1 S: 5 H: 0 LOB: 1 BB: 1 P: 9	R: 3 E: 0 K: 1 S: 10 H: 5 LOB: 2 BB: 0 P: 10	R: 0 E: 0 K: 0 S: 4 H: 1 LOB: 1 BB: 0 P: 4	1B: 10 2B: 4 3B: 0 HR: 0 SF: 0 SAC: 1 DP: 1 HBP: 0						

PITCHER		IP	WLS	BF	H	R	ER	SO	BB	IBB	HBP	BLK	WP	HR	S	P	ERA	WHIP
Woodie Fryman, L ERA: 3.8	(1, 1)	5.0		26	7	3	1	1	3	1	0	0	0	0	24	40	1.80	2.000
Steve Dunning, R ERA: 5.01	(6, 1)	2.0		7	0	0	0	1	1	0	0	0	0	0	8	12	0.00	0.500
Dale Murray, R ERA: 3.76	(8, 1)	0.2	L	7	5	3	3	1	0	0	0	0	0	0	9	9	40.50	7.500
Fred Scherman, L ERA: 4.54	(8, 1)	1.1		5	1	0	0	0	0	0	0	0	0	0	5	5	0.00	0.750

PITCHER	IP	WLS	BF	H	R	ER	SO	BB	IBB	HBP	BLK	WP	HR	S	P	ERA	WHIP

TOP

Los Angeles Dodgers @ Montreal Expos

Jarry Park, Montreal, QB

Fri Jun 18 1976, 7:05 PM EDT

Att. 14,623 - Unknown - 77 F

livebaseballscorecards.com

AB	39
R	6
H	13
RBI	6
BB	5
SO	3
LOB	26

WP: 0	PA: 45		
PB: 0			
SB: 0			
CS: 0			

BOTTOM

Los Angeles Dodgers @ Montreal Expos

Jarry Park, Montreal, QB

Fri Jun 18 1976, 7:05 PM EDT

Att. 14,623 - Unknown - 77 F

livebaseballscorecards.com

Batter	1	2	3	4	5	6	7	8	9	AB	R	H	RBI	BB	SO	LOB
Pepe Mangual, R (1, 8) OBP: 0.405, SLG: 0.394	K	F7			1B 2B		3B 2B		2-3 HR 1B	5	2	3	0	0	1	1
Jim Lyttle, L (1, 7) (3, 9) OBP: 0.429, SLG: 0.667	FC1-4-6 HBP 1B	F5			2-H 1B		1B 3B		2-3 1-2	5	1	3	2	0	0	1
Gary Roenicke, R (1, 9) OBP: 0.333, SLG: 0.514 Jim Dwyer, L (3, 7) OBP: 0.313, SLG: 0.282	FC1-4-6 1-2 HBP	F8			F7		BB SH2-4 3-H 1B		F8	0 4	0 0	0 1	0 1	0 0	0 0	0 2
Pat Scanlon, L (1, 5) Dale Murray, R (8, 1) Fred Scherman, L (8, 1) OBP: 0.250, SLG: 0.250 Jose Morales, R (9, PH) OBP: 0.298, SLG: 0.457	FC1-4-6 BB 1-2f 2-3	F7		F8		SH2-4 1-2		2-H HR	3 0 0 1	0 0 0 1	0 0 0 1	0 0 0 2	0 0 0 0	0 0 0 0	2 0 0 0
Mike Jorgensen, L (1, 3) OBP: 0.329, SLG: 0.342	BB 1-2			1B		K	BB 2-3		K	3	0	1	0	2	2	0
Tim Foli, R (1, 6) OBP: 0.270, SLG: 0.401	4-3			F8		1B	F8			4	0	1	0	0	0	5
Barry Foote, R (1, 2) OBP: 0.294, SLG: 0.395		5-3		K		1-3 1B		F6		4	0	1	0	0	1	1
Pete Mackanin, R (1, 4) OBP: 0.252, SLG: 0.342		SH1-4 1B		K		K		G5-4-3 1B		4	0	2	0	0	2	3
Woodie Fryman, R (1, 1) OBP: 0.074, SLG: 0.074 Jerry White, S (5, PH) OBP: 0.309, SLG: 0.337 Steve Dunning, R (6, 1) Bombo Rivera, R (7, PH) OBP: 0.349, SLG: 0.375 Larry Parrish, R (8, 5) OBP: 0.267, SLG: 0.310	SH1-4 1-2				K		2B 3B 1B	G5-4-3 1-2f		0 1 0 1 1	0 0 0 1 0	0 0 0 1 0	0 0 0 0 0	0 1 0 0 0	0 0 0 0 0	0 0 0 0 1
Inning Stats	R: 0 E: 0 K: 1 S: 6 H: 1 LOB: 3 BB: 1 P: 11	R: 0 E: 0 K: 0 S: 4 H: 1 LOB: 1 BB: 0 P: 4	R: 0 E: 0 K: 0 S: 3 H: 0 LOB: 0 BB: 0 P: 3	R: 0 E: 0 K: 2 S: 8 H: 1 LOB: 1 BB: 0 P: 8	R: 0 E: 0 K: 1 S: 6 H: 2 LOB: 1 BB: 0 P: 6	R: 0 E: 0 K: 2 S: 9 H: 2 LOB: 2 BB: 0 P: 9	R: 3 E: 0 K: 0 S: 6 H: 4 LOB: 1 BB: 1 P: 10	R: 0 E: 0 K: 0 S: 3 H: 1 LOB: 0 BB: 0 P: 3	R: 2 E: 0 K: 1 S: 7 H: 2 LOB: 0 BB: 0 P: 7	1B: 10 2B: 2 3B: 1 HR: 1	SF: 0 SAC: 2 DP: 1 HBP: 1						

PITCHER		IP	WLS	BF	H	R	ER	SO	BB	IBB	HBP	BLK	WP	HR	S	P	ERA	WHIP
Rick Rhoden, R ERA: 3.4	(1, 1)	6.0		28	9	2	2	6	1	0	1	0	0	0	38	43	3.00	1.667
Mike Marshall, R ERA: 4.45	(7, 1)	1.0	W	5	2	1	1	0	1	0	0	0	0	0	4	8	9.00	3.000
Charlie Hough, R ERA: 2.4	(8, 1)	2.0	S	8	3	2	2	1	0	0	0	0	0	1	10	10	9.00	1.500

PITCHER	IP	WLS	BF	H	R	ER	SO	BB	IBB	HBP	BLK	WP	HR	S	P	ERA	WHIP

AB	36
R	5
H	14
RBI	5
BB	2
SO	7
LOB	16

WP: 0 PA: 41
PB: 0
SB: 0
CS: 0

Batter	1	2	3	4	5	6	7	8	9	AB	R	H	RBI	BB	SO	LOB
Bill Russell, R (1, 6) OBP: 0.321, SLG: 0.392	6-3		1B		K		G5-4-3 1-2f			4	0	1	0	0	1	1
Ted Sizemore, R (1, 4) OBP: 0.282, SLG: 0.273	F2		5-3		5-3			F8		4	0	0	0	0	0	1
Steve Garvey, R (1, 3) OBP: 0.352, SLG: 0.449	1B			F9		1B 1B		3-1 2B		4	0	3	0	0	0	0
Ron Cey, R (1, 5) OBP: 0.420, SLG: 0.529	K			1B 1B BB BB		1-3 1B		3-1 2-3		3	1	1	0	1	1	2
Bill Buckner, L (1, 7) OBP: 0.320, SLG: 0.407		4-3		BB 1B 1-2 G5-2-3 1B		F4		L4		4	0	1	0	0	0	3
Dusty Baker Jr., R (1, 8) OBP: 0.313, SLG: 0.305		6-3		BB 1-2 2-3 1B		F4			SH3-4 BB	3	0	1	0	1	0	2
Henry Cruz, L (1, 9) OBP: 0.256, SLG: 0.392		G3		1-2 2-3 3-H BB		F3			SH3-4 1-2	2	0	0	1	1	0	2
Steve Yeager, R (1, 2) OBP: 0.291, SLG: 0.381			B1-6-4 1B	G5-2-3 3-Hf			F4		F8	4	0	1	0	0	0	4
Tommy John, R (1, 1) OBP: 0.179, SLG: 0.185 Ed Goodson, L (9, PH) OBP: 0.292, SLG: 0.366 Charlie Hough, R (9, 1) OBP: 0.273, SLG: 0.364			B1-6-4 1-2f		K		G5-4-3 1B		K	3 1 0	0 0 0	1 0 0	0 0 0	1 1 0	1 1 0	1 1 0
Inning Stats	R: 0 E: 0 K: 1 S: 6 H: 1 LOB: 1 BB: 0 P: 6	R: 0 E: 0 K: 0 S: 3 H: 0 LOB: 0 BB: 0 P: 3	R: 0 E: 0 K: 0 S: 4 H: 2 LOB: 1 BB: 0 P: 4	R: 1 E: 0 K: 0 S: 4 H: 2 LOB: 2 BB: 2 P: 12	R: 0 E: 0 K: 2 S: 7 H: 0 LOB: 0 BB: 0 P: 7	R: 0 E: 0 K: 0 S: 5 H: 2 LOB: 2 BB: 0 P: 5	R: 0 E: 0 K: 0 S: 3 H: 1 LOB: 0 BB: 0 P: 3	R: 0 E: 0 K: 0 S: 4 H: 1 LOB: 1 BB: 0 P: 4	R: 0 E: 0 K: 1 S: 5 H: 0 LOB: 1 BB: 1 P: 9	1B: 8 2B: 1 3B: 0 HR: 0 SF: 0 SAC: 1 DP: 3 HBP: 0						

PITCHER	IP	WLS	BF	H	R	ER	SO	BB	IBB	HBP	BLK	WP	HR	S	P	ERA	WHIP
Don Stanhouse, R (1, 1) ERA: 2.48	9.0	W	36	9	1	1	4	3	0	0	0	0	0	41	53	1.00	1.333

PITCHER	IP	WLS	BF	H	R	ER	SO	BB	IBB	HBP	BLK	WP	HR	S	P	ERA	WHIP

TOP

Los Angeles Dodgers @ Montreal Expos

Jarry Park, Montreal, QB

Sat Jun 19 1976, 3:33 AM EDT

Att. 12,870 - Unknown - 79 F

livebaseballscorecards.com

AB	32
R	1
H	9
RBI	1
BB	3
SO	4
LOB	17

Batter	1	2	3	4	5	6	7	8	9	AB	R	H	RBI	BB	SO	LOB
Pepe Mangual, R (1, 8) OBP: 0.407, SLG: 0.393	E7 1B		6-3			6-3		IBB		3	0	1	0	1	0	0
Bombo Rivera, R (1, 7) OBP: 0.319, SLG: 0.341	K			G2		K		1-3		4	0	0	0	0	2	3
Gary Roenicke, R (1, 9) OBP: 0.302, SLG: 0.462	6-3			F9			5-3		K	4	0	0	0	0	1	1
Jose Morales, R (1, 3) OBP: 0.314, SLG: 0.460	4-3			FC6-4 1B			F9		FC6-4 S 1B 1B	4	0	2	0	0	0	1
Mike Jorgensen, L (9, PR) OBP: 0.329, SLG: 0.342										0	1	0	0	0	0	0
Barry Foote, R (1, 2) OBP: 0.300, SLG: 0.393		G1-6-3 1B		FC6-4 1-2f			5-3		FC6-4 1-2 BB	3	0	1	0	1	0	1
Tim Foli, R (1, 6) OBP: 0.271, SLG: 0.400		G1-6-3 1-2f			4-3			SH2-4 1B 1B	FC6-4 1B 1-2f 2-3	3	0	1	0	0	0	1
Jim Lyttle, L (8, PR) OBP: 0.429, SLG: 0.667										0	1	0	0	0	0	0
Pepe Frias, R (9, 6) OBP: 0.303, SLG: 0.276										1	0	0	0	0	0	2
Pete Mackanin, R (1, 5) OBP: 0.254, SLG: 0.342		2-3			5-3			SH2-4 1-2	 1-2 3-H	3	0	1	1	0	0	0
Jim Cox, R (1, 4) OBP: 0.208, SLG: 0.174			6-3		5-3			SH2-3 2-H		3	0	1	1	0	0	0
Don Stanhouse, R (1, 1) OBP: 0.583, SLG: 0.600			5-3			K		SH2-3 1-2		2	0	0	0	0	1	0
Inning Stats	R: 0 E: 1 K: 1 S: 6 H: 1 LOB: 1 BB: 0 P: 6	R: 0 E: 0 K: 0 S: 3 H: 1 LOB: 0 BB: 0 P: 3	R: 0 E: 0 K: 0 S: 3 H: 0 LOB: 0 BB: 0 P: 3	R: 0 E: 0 K: 0 S: 4 H: 1 LOB: 1 BB: 0 P: 4	R: 0 E: 0 K: 0 S: 3 H: 0 LOB: 0 BB: 0 P: 3	R: 0 E: 0 K: 2 S: 7 H: 0 LOB: 0 BB: 0 P: 7	R: 0 E: 0 K: 0 S: 3 H: 0 LOB: 0 BB: 0 P: 3	R: 1 E: 0 K: 0 S: 5 H: 2 LOB: 2 BB: 1 P: 9	R: 1 E: 0 K: 1 S: 6 H: 2 LOB: 2 BB: 1 P: 10	1B: 7 2B: 0 3B: 0 HR: 0	SF: 0 SAC: 2 DP: 1 HBP: 0						

PITCHER		IP	WLS	BF	H	R	ER	SO	BB	IBB	HBP	BLK	WP	HR	S	P	ERA	WHIP
Tommy John, L ERA: 3.17	(1, 1)	8.0		29	5	1	1	3	0	1	0	0	0	0	34	38	1.12	0.625
Charlie Hough, R ERA: 2.53	(9, 1)	0.2	L	5	2	1	1	1	1	0	0	0	0	0	6	10	13.50	4.500

PITCHER	IP	WLS	BF	H	R	ER	SO	BB	IBB	HBP	BLK	WP	HR	S	P	ERA	WHIP

BOTTOM

Los Angeles Dodgers @ Montreal Expos

Jarry Park, Montreal, QB

Sat Jun 19 1976, 3:33 AM EDT
Att. 12,870 - Unknown - 79 F

livebaseballscorecards.com

AB	30
R	2
H	7
RBI	2
BB	2
SO	4
LOB	9

Los Angeles Dodgers @ Montreal Expos

Jarry Park, Montreal, QB

Sun Jun 20 1976, 3:33 AM EDT

Att. 10,194 - Unknown - 70 F

TOP

livebaseballscorecards.com

Batter	1	2	3	4	5	6	7	8	9	AB	R	H	RBI	BB	SO	LOB
Bill Russell, R (1, 6) OBP: 0.329, SLG: 0.409	2B		5-3		5-3 2-H		1-2			4	1	3	1	0	0	0
Ted Sizemore, R (1, 4) OBP: 0.281, SLG: 0.281	F4		2B		5-3 2-3		F6			4	0	1	0	0	0	4
Steve Garvey, R (1, 3) OBP: 0.347, SLG: 0.442	5-3		F9		4-3		F8			4	0	0	0	0	0	5
Ron Cey, R (1, 5) OBP: 0.423, SLG: 0.539 Ed Goodson, L (6, 5) OBP: 0.286, SLG: 0.357	1B 2-H		L6			7-2		6-3		3 1	1 0	2 0	1 0	0 0	0 0	1 0
Bill Buckner, L (1, 7) OBP: 0.319, SLG: 0.404	1B 2-H			6-3		F9		4-3		4	0	1	1	0	0	1
Dusty Baker Jr., R (1, 8) OBP: 0.309, SLG: 0.300	F3			6-3		7-2 2-3f		K		4	0	0	0	0	1	2
Henry Cruz, L (1, 9) OBP: 0.256, SLG: 0.386		CS 1B		F9			4-3		6-3	4	0	1	0	0	0	0
Steve Yeager, R (1, 2) OBP: 0.296, SLG: 0.384		K 1-2			SH3-4 2B 1B		WP 1B 1B		F7	4	2	2	0	0	1	1
Burt Hooton, R (1, 1) OBP: 0.286, SLG: 0.240 Danny Walton, R (7, PH) OBP: 0.300, SLG: 0.250 Joe Simpson, L (7, PR) OBP: 0.063, SLG: 0.063 Stan Wall, L (7, 1) Manny Mota, R (9, PH) OBP: 0.310, SLG: 0.308		K			SH3-4 1-2		1B 1-H 1B		6-3	1 1 0 0 1	0 0 0 0 0	0 1 0 0 0	0 1 0 0 0	1 0 0 0 0	0 0 0 0 0	0 0 0 0 0

	AB	35
	R	4
	H	11
	RBI	4
	BB	0
	SO	3
	LOB	14

Inning Stats	1	2	3	4	5	6	7	8	9
	R: 2 E: 0 K: 0 S: 6	R: 0 E: 0 K: 2 S: 7	R: 0 E: 0 K: 0 S: 4	R: 0 E: 0 K: 0 S: 3	R: 1 E: 0 K: 0 S: 5	R: 0 E: 0 K: 0 S: 3	R: 1 E: 0 K: 0 S: 6	R: 0 E: 0 K: 1 S: 5	R: 0 E: 0 K: 0 S: 3
	H: 3 LOB: 1 BB: 0 P: 6	H: 1 LOB: 0 BB: 0 P: 7	H: 1 LOB: 1 BB: 0 P: 4	H: 0 LOB: 0 BB: 0 P: 3	H: 2 LOB: 1 BB: 0 P: 5	H: 1 LOB: 0 BB: 0 P: 3	H: 3 LOB: 2 BB: 0 P: 6	H: 0 LOB: 0 BB: 0 P: 5	H: 0 LOB: 0 BB: 0 P: 3

	1B: 6	SF: 0	WP: 1	PA: 36
	2B: 6	SAC: 1	PB: 0	
	3B: 0	DP: 1	SB: 0	
	HR: 0	HBP: 0	CS: 1	

PITCHER		IP	WLS	BF	H	R	ER	SO	BB	IBB	HBP	BLK	WP	HR	S	P	ERA	WHIP
Don Carrithers, R ERA: 3.88	(1, 1)	6.1	W	26	9	4	4	2	0	0	0	0	0	0	30	30	5.68	1.421
Steve Dunning, R ERA: 5.01	(7, 1)	0.0		2	2	0	0	0	0	0	0	0	1	0	2	2	∞	∞
Dale Murray, R ERA: 3.53	(7, 1)	2.2	S	8	0	0	0	1	0	0	0	0	0	0	10	10	0.00	0.000

PITCHER		IP	WLS	BF	H	R	ER	SO	BB	IBB	HBP	BLK	WP	HR	S	P	ERA	WHIP

Batter	1	2	3	4	5	6	7	8	9	AB	R	H	RBI	BB	SO	LOB
Pepe Mangual, R (1, 8) OBP: 0.410, SLG: 0.391	CS 1B		BBB 4-0 G4-6-3 BB		F9 ③		SSS 0-3 K ①			3	0	1	0	1	1	1
Jerry White, S (9, 8) OBP: 0.309, SLG: 0.337										0	0	0	0	0	0	0
Jim Lyttle, L (1, 7) OBP: 0.406, SLG: 0.613	SSS 0-3 K ①② 1-2		0-0 G4-6-3 ②③ 1-2f			1B 1B 1B	G3 ②			4	1	1	0	0	1	2
Gary Roenicke, R (1, 9) OBP: 0.298, SLG: 0.429	6-3 ③			BBB 4-0 BB		F8 ①	F8 ③			3	0	0	0	1	0	1
Pat Scanlon, L (1, 5) OBP: 0.167, SLG: 0.167		0-0 F6 ①		0-0 F7 ①		1B SF8 1-3 1B		SSS 0-3 K ①		3	1	1	0	0	0	1
Larry Parrish, R (7, 5) OBP: 0.266, SLG: 0.309										1	0	0	0	0	1	0
Mike Jorgensen, L (1, 3) OBP: 0.339, SLG: 0.348		BBBB 4-0 1B BB		0-0 F9 ②		0-0 1B HR 1-3 3-H 1B		0-0 1B 1B		3	1	2	1	1	0	1
Tim Foli, R (1, 6) OBP: 0.276, SLG: 0.404		0-0 1-3 1B		0-0 F7 ③		0-0 SF8 ② 3-H		0-0 1-2 1B		3	0	2	1	0	0	1
Barry Foote, R (1, 2) OBP: 0.299, SLG: 0.389		SSS 0-3 K ②			0-0 6-3 ①	0-0 1-2 HR 1B		0-0 F9 ②		4	1	1	0	0	1	4
Pete Mackanin, R (1, 4) OBP: 0.254, SLG: 0.355		0-0 F5 ③			0-0 F8 ②	0-0 1-H 2-H HR		0-0 F9 ③		4	1	1	3	0	0	4
Don Carrithers, R (1, 1) OBP: 0.063, SLG: 0.063			0-0 6-3 ①		0-0 1B	0-0 4-3 ③				3	0	1	0	0	0	0
Steve Dunning, R (7, 1)										0	0	0	0	0	0	0
Dale Murray, R (7, 1)										0	0	0	0	0	0	0
Inning Stats	R: 0 E: 0 K: 1 S: 5 H: 1 LOB: 0 BB: 0 P: 5	R: 0 E: 0 K: 1 S: 6 H: 1 LOB: 2 BB: 1 P: 10	R: 0 E: 0 K: 0 S: 2 H: 0 LOB: 0 BB: 1 P: 6	R: 0 E: 0 K: 0 S: 3 H: 0 LOB: 1 BB: 1 P: 7	R: 0 E: 0 K: 0 S: 4 H: 1 LOB: 1 BB: 0 P: 4	R: 5 E: 0 K: 0 S: 8 H: 5 LOB: 0 BB: 0 P: 8	R: 0 E: 0 K: 1 S: 5 H: 0 LOB: 0 BB: 0 P: 5	R: 0 E: 0 K: 1 S: 7 H: 2 LOB: 2 BB: 0 P: 7		1B: 9 2B: 1 3B: 0 HR: 1	SF: 1 SAC: 0 DP: 2 HBP: 0			WP: 0 PB: 0 SB: 0 CS: 1	PA: 35		

PITCHER		IP	WLS	BF	H	R	ER	SO	BB	IBB	HBP	BLK	WP	HR	S	P	ERA	WHIP
Burt Hooton, R ERA: 4.35	(1, 1)	6.0	L	27	8	5	5	2	3	0	0	0	0	1	28	40	7.50	1.833
Stan Wall, L ERA: 5.0	(7, 1)	2.0		8	2	0	0	2	0	0	0	0	0	0	12	12	0.00	1.000

PITCHER	IP	WLS	BF	H	R	ER	SO	BB	IBB	HBP	BLK	WP	HR	S	P	ERA	WHIP

BOTTOM

Los Angeles Dodgers @ Montreal Expos

Jarry Park, Montreal, QB

Sun Jun 20 1976, 3:33 AM EDT

Att. 10,194 - Unknown - 70 F

livebaseballscorecards.com

AB	31
R	5
H	10
RBI	5
BB	3
SO	4
LOB	15

Montreal Expos @ Philadelphia Phillies

Veterans Stadium, Philadelphia, PA

Mon Jun 21 1976, 7:05 PM EDT

Att. 26,148 - Unknown

TOP

livebaseballscorecards.com

Batter	1	2	3	4	5	6	7	8	9	AB	R	H	RBI	BB	SO	LOB
Pepe Mangual, R (1, 8) OBP: 0.415, SLG: 0.394	K		FC5-4 1B		FC6-4 1B		BB		K	4	0	2	0	1	2	1
Bombo Rivera, R (1, 7) OBP: 0.294, SLG: 0.313	4-3		FC5-4 1-2f		F8		F7			4	0	0	0	0	0	3
Gary Roenicke, R (1, 9) OBP: 0.314, SLG: 0.478	F9			HR 3B	K			1B		4	1	2	0	0	1	1
Jose Morales, R (1, 3) OBP: 0.309, SLG: 0.500		K		HR 3-H	FC6-4 1-2f			F9		4	1	1	2	0	1	2
Barry Foote, R (1, 2) OBP: 0.290, SLG: 0.377		3-1		L4		P4		F8		4	0	0	0	0	0	1
Tim Foli, R (1, 6) OBP: 0.280, SLG: 0.406		1B		1B 3B		4-3		F7		4	1	2	0	0	0	1
Pete Mackanin, R (1, 5) OBP: 0.258, SLG: 0.358		L4		1-3		1-6-3			1B	4	0	2	0	0	0	1
Jim Cox, R (1, 4) OBP: 0.214, SLG: 0.259			F8	3-H			F9		F8	4	0	1	1	0	0	1
Dan Warthen, S (1, 1) Wayne Granger, R (4, 1) Fred Scherman, L (6, 1) OBP: 0.250, SLG: 0.250 Jerry White, S (7, PH) OBP: 0.307, SLG: 0.335 Chip Lang, R (7, 1) Larry Parrish, R (9, PH) OBP: 0.264, SLG: 0.307			G3	K			5-3		F8	2 0 0 1 0 1	0 0 0 0 0 0	0 0 0 0 0 0	0 0 0 0 0 0	1 0 0 0 0 0	0 0 0 0 0 0	1 0 0 0 0 1
Inning Stats	R: 0 E: 0 K: 1 S: 5 H: 0 LOB: 0 BB: 0 P: 5	R: 0 E: 0 K: 1 S: 6 H: 1 LOB: 1 BB: 0 P: 6	R: 0 E: 0 K: 0 S: 4 H: 1 LOB: 1 BB: 0 P: 4	R: 3 E: 0 K: 1 S: 9 H: 5 LOB: 1 BB: 0 P: 9	R: 0 E: 0 K: 1 S: 6 H: 1 LOB: 1 BB: 0 P: 6	R: 0 E: 0 K: 0 S: 3 H: 0 LOB: 0 BB: 0 P: 3	R: 0 E: 0 K: 0 S: 3 H: 0 LOB: 1 BB: 1 P: 7	R: 0 E: 0 K: 0 S: 4 H: 1 LOB: 1 BB: 0 P: 4	R: 0 E: 0 K: 1 S: 6 H: 1 LOB: 1 BB: 0 P: 6	1B: 7 2B: 0 3B: 2 HR: 1 SF: 0 SAC: 0 DP: 0 HBP: 0						

	AB	36
	R	3
	H	10
	RBI	3
	BB	1
	SO	5
	LOB	13

WP: 0 PB: 0 SB: 0 CS: 0 PA: 37

PITCHER		IP	WLS	BF	H	R	ER	SO	BB	IBB	HBP	BLK	WP	HR	S	P	ERA	WHIP
Tom Underwood, L ERA: 3.95	(1, 1)	8.0	W	33	9	3	3	4	1	0	0	0	0	1	40	44	3.38	1.250
Tug McGraw, L ERA: 2.82	(9, 1)	1.0		4	1	0	0	1	0	0	0	0	0	0	6	6	0.00	1.000

PITCHER		IP	WLS	BF	H	R	ER	SO	BB	IBB	HBP	BLK	WP	HR	S	P	ERA	WHIP

Batter	1	2	3	4	5	6	7	8	9	AB	R	H	RBI	BB	SO	LOB
Dave Cash, R (1, 4) OBP: 0.377, SLG: 0.390	F9		1-H 3B	4-3		F8				4	0	1	1	0	0	1
Larry Bowa, S (1, 6) OBP: 0.313, SLG: 0.301	L4		4-3		F9		6-3			4	0	0	0	0	0	1
Mike Schmidt, R (1, 5) OBP: 0.417, SLG: 0.624	K			BB 2B 2B	6-3		6-3			3	1	0	0	1	1	0
Greg Luzinski, R (1, 7) OBP: 0.360, SLG: 0.484 Jerry Martin, R (8, 7) OBP: 0.382, SLG: 0.419		5-3		2B 1-3 2B	HR		K			4 0	2 0	2 0	1 0	0 0	1 0	0 0
Dick Allen, R (1, 3) OBP: 0.368, SLG: 0.483		F8		L6	K			6-3		4	0	0	0	0	1	2
Ollie Brown, R (1, 9) OBP: 0.376, SLG: 0.451		5-3		BB 2B E		6-3		K		3	1	0	0	1	1	0
Garry Maddox, R (1, 8) OBP: 0.381, SLG: 0.482			K	E 1-3 2-H 3-H 2B		S E 2B		6-3		4	2	2	2	0	1	0
Bob Boone, R (1, 2) OBP: 0.406, SLG: 0.429			BB 3B	E7 2-H 3-H 2B		BB SH1-4 2-3				1	2	1	2	2	0	0
Tom Underwood, R (1, 1) OBP: 0.167, SLG: 0.167 Tug McGraw, R (9, 1)			K	F8		SH1-4 1-H 3-H				2 0	0 0	0 0	1 0	0 0	1 0	2 0
Inning Stats	R: 0 E: 0 K: 1 S: 5 H: 0 LOB: 0 BB: 0 P: 5	R: 0 E: 0 K: 0 S: 3 H: 0 LOB: 0 BB: 0 P: 3	R: 1 E: 0 K: 2 S: 8 H: 1 LOB: 1 BB: 1 P: 12	R: 4 E: 1 K: 0 S: 6 H: 3 LOB: 1 BB: 2 P: 14	R: 1 E: 0 K: 1 S: 6 H: 1 LOB: 0 BB: 0 P: 6	R: 2 E: 0 K: 0 S: 4 H: 1 LOB: 0 BB: 1 P: 8	R: 0 E: 0 K: 1 S: 5 H: 0 LOB: 0 BB: 0 P: 5	R: 0 E: 0 K: 1 S: 5 H: 0 LOB: 0 BB: 0 P: 5		1B: 0 2B: 4 3B: 1 HR: 1	SF: 0 SAC: 1 DP: 0 HBP: 0						

PITCHER		IP	WLS	BF	H	R	ER	SO	BB	IBB	HBP	BLK	WP	HR	S	P	ERA	WHIP
Dan Warthen, L ERA: 5.59	(1, 1)	3.1	L	17	4	5	5	3	3	0	0	0	0	0	20	32	13.50	2.100
Wayne Granger, R ERA: 3.82	(4, 1)	2.0		9	2	3	2	1	1	0	0	0	0	1	10	14	9.00	1.500
Fred Scherman, L ERA: 4.46	(6, 1)	0.2		2	0	0	0	0	0	0	0	0	0	0	2	2	0.00	0.000
Chip Lang, R ERA: 5.4	(7, 1)	2.0		6	0	0	0	2	0	0	0	0	0	0	10	10	0.00	0.000

PITCHER	IP	WLS	BF	H	R	ER	SO	BB	IBB	HBP	BLK	WP	HR	S	P	ERA	WHIP

BOTTOM

Montreal Expos @ Philadelphia Phillies

Veterans Stadium, Philadelphia, PA

Mon Jun 21 1976, 7:05 PM EDT

Att. 26,148 - Unknown

livebaseballscorecards.com

AB	29
R	8
H	6
RBI	7
BB	4
SO	6
LOB	6

Batter	1	2	3	4	5	6	7	8	9	AB	R	H	RBI	BB	SO	LOB
Pepe Mangual, R (1, 8) OBP: 0.420, SLG: 0.396	BBBB 4-0 2B 2B BB	x 0-0 ② SF8 3-H		x 0-0 ② FC5-4 1-2f		x 0-0 2-H 1B		I I I 4-0 G4-6-3 IBB		2	1	1	2	2	0	1
Jim Lyttle, L (1, 7) OBP: 0.378, SLG: 0.583	x 0-0 1-3 2B 2B	x 0-0 ③ 1-3		x 0-0 ③ 4-3		x 0-0 ③ 6-3		x 0-0 ②③ G4-6-3 1-2f		5	1	1	0	0	0	4
Gary Roenicke, R (1, 9) OBP: 0.321, SLG: 0.490	x 0-0 2-H 3-H 2B		x 0-0 1B 1B		x 0-0 ① P4		SSS 0-3 ① K		x 0-0 ① L4	5	0	2	2	0	1	0
Pat Scanlon, L (1, 5) OBP: 0.200, SLG: 0.500 Larry Parrish, R (7, 5) OBP: 0.268, SLG: 0.311	x 0-0 ① F8		SSS 0-3 ① K		x 0-0 ② F7		x 0-0 HR		x 0-0 1B 3B 1B	4 1	1 1	1 1	1 1	0 0	1 0	2 0
Mike Jorgensen, L (1, 3) OBP: 0.346, SLG: 0.371	BBBB 4-0 BB		x 0-0 1-3 1B		x 0-0 HR		x 0-0 E4 FC5 S		SSS 0-3 ② K	4	1	2	1	1	1	1
Tim Foli, R (1, 6) OBP: 0.278, SLG: 0.401	SSS 0-3 ② K		x 0-0 ② P6		x 0-0 ③ 6-3		x 0-0 ② 6-3 1-2		x 0-0 1-2 3B 1B	5	1	1	0	0	1	5
Barry Foote, R (1, 2) OBP: 0.287, SLG: 0.385	SSS 0-3 ③ K		x 0-0 ③ F7			x 0-0 ① F8	x 0-0 ③ FC5 2-3		x 0-0 1-H 2-H 3B	5	0	1	2	0	1	5
Pete Mackanin, R (1, 4) OBP: 0.271, SLG: 0.375		x 0-0 SH3 SF8 2B		BBBB 4-0 FC5-4 BB		x 0-0 1B 2B		x 0-0 SH3-4 1B	x 0-0 ③ 5-3	4	2	3	0	1	0	1
Clay Kirby, R (1, 1) OBP: 0.182, SLG: 0.200 Dale Murray, R (7, 1)		x 0-0 ① SH3 2-3		x 0-0 ① P3		SSS 0-3 ② K		x 0-0 ① SH3-4 1-2		2 0	0 0	0 0	0 0	0 0	1 0	2 0
Inning Stats	R: 2 H: 2 E: 0 LOB: 2 K: 2 BB: 2 S: 9 P: 17	R: 1 H: 1 E: 0 LOB: 0 K: 0 BB: 0 S: 4 P: 4	R: 0 H: 2 E: 0 LOB: 2 K: 1 BB: 0 S: 7 P: 7	R: 0 H: 0 E: 0 LOB: 1 K: 0 BB: 1 S: 3 P: 7	R: 1 H: 1 E: 0 LOB: 0 K: 0 BB: 0 S: 4 P: 4	R: 1 H: 2 E: 0 LOB: 1 K: 1 BB: 0 S: 7 P: 7	R: 1 H: 1 E: 1 LOB: 1 K: 1 BB: 0 S: 7 P: 7	R: 0 H: 1 E: 0 LOB: 1 K: 0 BB: 1 S: 3 P: 7	R: 2 H: 3 E: 0 LOB: 1 K: 1 BB: 0 S: 8 P: 8	1B: 6 SF: 1 2B: 4 SAC: 2 3B: 1 DP: 1 HR: 2 HBP: 0						

PITCHER	IP	WLS	BF	H	R	ER	SO	BB	IBB	HBP	BLK	WP	HR	S	P	ERA	WHIP
Jim Lonborg, R (1, 1) ERA: 2.97	5.0	L	24	6	4	4	3	3	0	0	0	0	1	27	39	7.20	1.800
Ron Schueler, R (6, 1) ERA: 5.4	2.0		10	3	2	2	2	0	0	0	0	0	1	14	14	9.00	1.500
Tug McGraw, L (8, 1) ERA: 3.12	2.0		10	4	2	2	1	0	1	0	0	0	0	11	15	9.00	2.000

PITCHER	IP	WLS	BF	H	R	ER	SO	BB	IBB	HBP	BLK	WP	HR	S	P	ERA	WHIP

TOP

Montreal Expos @ Philadelphia Phillies

Veterans Stadium, Philadelphia, PA

Tue Jun 22 1976, 7:05 PM EDT

Att. 32,138 - Unknown

livebaseballscorecards.com

AB	37
R	8
H	13
RBI	8
BB	4
SO	6
LOB	21

1B: 6 SF: 1
2B: 4 SAC: 2
3B: 1 DP: 1
HR: 2 HBP: 0

WP: 0 PA: 44
PB: 0
SB: 1
CS: 0

Batter	1	2	3	4	5	6	7	8	9	AB	R	H	RBI	BB	SO	LOB
Dave Cash, R (1, 4) OBP: 0.372, SLG: 0.384	F7		FC6-4 1-2f		G6-4-3 1-2f		6-3			4	0	0	0	0	0	5
Larry Bowa, S (1, 6) OBP: 0.308, SLG: 0.296	K			K		F9	K			4	0	0	0	0	3	1
Mike Schmidt, R (1, 5) OBP: 0.418, SLG: 0.619	K			BB		HR		F9		2	1	0	0	2	1	0
Greg Luzinski, R (1, 7) OBP: 0.358, SLG: 0.493		F7		K		1-H HR		4-3		4	1	1	2	0	1	1
Dick Allen, R (1, 3) OBP: 0.359, SLG: 0.469		5-3		1-3		G3		K		4	0	0	0	0	1	1
Jay Johnstone, L (1, 9) OBP: 0.352, SLG: 0.453		F8			BB BB BB	F7			4-3	3	0	0	0	1	0	0
Garry Maddox, R (1, 8) OBP: 0.378, SLG: 0.478			K		P4		1B G3 1B		F3	4	1	1	0	0	1	1
Bob Boone, R (1, 2) OBP: 0.408, SLG: 0.427			K		BB 1-2 BB		G3 1-3 1B		F3	3	0	1	0	1	1	0
Jim Lonborg, R (1, 1) OBP: 0.278, SLG: 0.219			FC6-4 BB		G6-4-3 1-2 2-3 BB		G3 1-2 3-H			0	0	0	0	1	0	0
Tim McCarver, L (5, PH) OBP: 0.455, SLG: 0.452										0	0	0	0	1	0	0
Ron Schueler, R (6, 1)										0	0	0	0	0	0	0
Bobby Tolan, L (7, PH) OBP: 0.302, SLG: 0.405										1	0	0	1	0	0	1
Tug McGraw, R (8, 1)										0	0	0	0	0	0	0
Inning Stats	R: 0 E: 0 K: 2 S: 7 H: 0 LOB: 0 BB: 0 P: 7	R: 0 E: 0 K: 0 S: 3 H: 0 LOB: 0 BB: 0 P: 3	R: 0 E: 0 K: 2 S: 7 H: 0 LOB: 1 BB: 1 P: 11	R: 0 E: 0 K: 2 S: 7 H: 0 LOB: 1 BB: 1 P: 11	R: 0 E: 0 K: 0 S: 2 H: 0 LOB: 2 BB: 3 P: 14	R: 2 E: 0 K: 0 S: 4 H: 1 LOB: 0 BB: 1 P: 8	R: 1 E: 0 K: 1 S: 7 H: 2 LOB: 1 BB: 0 P: 7	R: 0 E: 0 K: 1 S: 5 H: 0 LOB: 0 BB: 0 P: 5	R: 0 E: 0 K: 0 S: 3 H: 0 LOB: 0 BB: 0 P: 3	1B: 2 2B: 0 3B: 0 HR: 1	SF: 0 SAC: 0 DP: 1 HBP: 0			WP: 0 PB: 0 SB: 0 CS: 0	PA: 35		

PITCHER		IP	WLS	BF	H	R	ER	SO	BB	IBB	HBP	BLK	WP	HR	S	P	ERA	WHIP
Clay Kirby, R ERA: 4.85	(1, 1)	6.0	W	26	3	3	3	6	6	0	0	0	0	1	32	56	4.50	1.500
Dale Murray, R ERA: 3.3	(7, 1)	3.0	S	9	0	0	0	2	0	0	0	0	0	0	13	13	0.00	0.000

PITCHER	IP	WLS	BF	H	R	ER	SO	BB	IBB	HBP	BLK	WP	HR	S	P	ERA	WHIP

BOTTOM

Montreal Expos @ Philadelphia Phillies

Veterans Stadium, Philadelphia, PA

Tue Jun 22 1976, 7:05 PM EDT

Att. 32,138 - Unknown

livebaseballscorecards.com

AB	29
R	3
H	3
RBI	3
BB	6
SO	8
LOB	10

Batter	1	2	3	4	5	6	7	8	9	AB	R	H	RBI	BB	SO	LOB
Pepe Mangual, R (1, 8) OBP: 0.417, SLG: 0.412	F4			HR		F3		F9		4	1	1	1	0	0	1
Jim Lyttle, L (1, 7) OBP: 0.341, SLG: 0.525	K			3-1		K			K	4	0	0	0	0	3	0
Gary Roenicke, R (1, 9) OBP: 0.317, SLG: 0.473	F9			5-3			4-3 WP SF7 1B		F3	4	1	1	0	0	0	0
Pat Scanlon, L (1, 5) OBP: 0.143, SLG: 0.357		F8		K			4-3 1-3		4-3	4	0	0	0	0	1	1
Mike Jorgensen, L (1, 3) OBP: 0.341, SLG: 0.366		K			4-3		SF7 3-H			2	0	0	1	0	1	0
Tim Foli, R (1, 6) OBP: 0.279, SLG: 0.400 Chip Lang, R (7, 1)		6-3			E 1B 1B		F7			3 0	0 0	1 0	0 0	0 0	0 0	0 0
Barry Foote, R (1, 2) OBP: 0.288, SLG: 0.384			5-3		E7 1-3 1B			5-3		3	0	1	0	0	0	0
Pete Mackanin, R (1, 4) (8, 6) OBP: 0.267, SLG: 0.370			K		5-3			K		3	0	0	0	0	2	1
Steve Dunning, R (1, 1)			1-3			1-3				2	0	0	0	0	0	0
Wayne Granger, R (6, 1)										0	0	0	0	0	0	0
Pepe Frias, R (7, 6) OBP: 0.303, SLG: 0.276										0	0	0	0	0	0	0
Jim Dwyer, L (8, PH) OBP: 0.321, SLG: 0.292										1	0	1	0	0	0	0
Jim Cox, R (8, 4) OBP: 0.214, SLG: 0.259								1B		0	0	0	0	0	0	0
Inning Stats	R: 0 E: 0 K: 1 S: 5 H: 0 LOB: 0 BB: 0 P: 5	R: 0 E: 0 K: 1 S: 5 H: 0 LOB: 0 BB: 0 P: 5	R: 0 E: 0 K: 1 S: 5 H: 0 LOB: 0 BB: 0 P: 5	R: 1 E: 0 K: 1 S: 6 H: 1 LOB: 0 BB: 0 P: 6	R: 0 E: 1 K: 0 S: 4 H: 2 LOB: 1 BB: 0 P: 4	R: 0 E: 0 K: 1 S: 5 H: 0 LOB: 0 BB: 0 P: 5	R: 1 E: 0 K: 0 S: 4 H: 1 LOB: 0 BB: 0 P: 4	R: 0 E: 0 K: 1 S: 6 H: 1 LOB: 1 BB: 0 P: 6	R: 0 E: 0 K: 1 S: 5 H: 0 LOB: 0 BB: 0 P: 5	1B: 4 2B: 0 3B: 0 HR: 1 SF: 1 SAC: 0 DP: 0 HBP: 0						

PITCHER	IP	WLS	BF	H	R	ER	SO	BB	IBB	HBP	BLK	WP	HR	S	P	ERA	WHIP
Andy Messersmith, R (1, 1) ERA: 2.58	9.0	W	31	5	2	2	7	0	0	0	0	1	1	45	45	2.00	0.556

PITCHER	IP	WLS	BF	H	R	ER	SO	BB	IBB	HBP	BLK	WP	HR	S	P	ERA	WHIP

TOP

Montreal Expos @ Atlanta Braves

Atlanta-Fulton County Stadium, Atlanta, GA

Wed Jun 23 1976, 7:05 PM EDT

Unknown

livebaseballscorecards.com

AB	30
R	2
H	5
RBI	2
BB	0
SO	7
LOB	3

WP: 1 PB: 0 SB: 0 CS: 0 PA: 31

Montreal Expos @ Atlanta Braves

Atlanta-Fulton County Stadium, Atlanta, GA

Wed Jun 23 1976, 7:05 PM EDT

Unknown

BOTTOM

livebaseballscorecards.com

Batter	1	2	3	4	5	6	7	8	9	AB	R	H	RBI	BB	SO	LOB
Rowland Office, L (1, 8) OBP: 0.392, SLG: 0.426	SH1-4 1B		E4 4-3 SH1-4		4-3 ①	1-3 2-H 2B		1B		5	0	3	1	0	0	0
Rod Gilbreath, R (1, 4) OBP: 0.390, SLG: 0.463	SH1-4 ① 1-2		SH1-4 ① 1-2		1-3 ② 1-2	5-3 ③ 1-2		F8 ③		3	0	0	0	0	0	3
Dave May, L (1, 7) OBP: 0.301, SLG: 0.304	BBBB G4-6-3 BB		4-3 ② 2-3		SSS K ③		6-3 ① 1-2			3	0	0	0	1	1	1
Willie Montanez, L (1, 3) OBP: 0.367, SLG: 0.448	G4-6-3 ②③ 1-2f		F5 ③			SH 1B FC1-2 1B	WP 2B			4	0	2	0	0	0	3
Ken Henderson, S (1, 9) OBP: 0.358, SLG: 0.394		BBBB 1B 1B BB		SH5-4 1B 1B		FC1-2 SH 1-2 1B 1B	BBBB WP BB			2	3	2	0	2	0	0
Darrel Chaney, S (1, 6) OBP: 0.356, SLG: 0.374		G6-4-3 1B 1-2 1B		SH5-4 ① 1-2		SH FC1-2 1-2 2-3 1B	SSS K ② 1-2 2-3			2	1	1	0	0	1	2
Jerry Royster, R (1, 5) OBP: 0.324, SLG: 0.328		G6-4-3 1-2 2-H 1B		FC4-6 2-H 1B	SSS K ①	F7 ③				4	0	2	2	0	1	5
Vic Correll, R (1, 2) OBP: 0.377, SLG: 0.362		G6-4-3 ①② 1-2f 2-3		FC4-6 ② 1-2f		FC1-2 ② 1B 1-2 2-3 3-Hf 2B		F7 ① 1B		4	1	0	0	0	0	6
Andy Messersmith, R (1, 1) OBP: 0.171, SLG: 0.128		SSS K ③		F9 ③		2B 1-2 2-H 3-H 1B		5-3 ② 1B		4	0	1	2	0	1	2
Inning Stats	R: 0 H: 1 E: 0 LOB: 1 K: 0 BB: 1 S: 3 P: 7	R: 1 H: 2 E: 0 LOB: 1 K: 1 BB: 1 S: 6 P: 10	R: 0 H: 0 E: 1 LOB: 1 K: 0 BB: 0 S: 4 P: 4	R: 1 H: 2 E: 0 LOB: 1 K: 0 BB: 0 S: 5 P: 5	R: 0 H: 0 E: 0 LOB: 0 K: 1 BB: 0 S: 5 P: 5	R: 3 H: 4 E: 1 LOB: 2 K: 1 BB: 0 S: 10 P: 10	R: 0 H: 1 E: 0 LOB: 2 K: 1 BB: 1 S: 6 P: 10	R: 0 H: 1 E: 0 LOB: 1 K: 0 BB: 0 S: 4 P: 4		1B: 9 SF: 0 2B: 2 SAC: 4 3B: 0 DP: 2 HR: 0 HBP: 0						

	AB	31
	R	5
	H	11
	RBI	5
	BB	3
	SO	4
	LOB	22

PITCHER		IP	WLS	BF	H	R	ER	SO	BB	IBB	HBP	BLK	WP	HR	S	P	ERA	WHIP
Steve Dunning, R ERA: 4.66	(1, 1)	5.2	L	28	9	5	2	3	2	0	0	0	0	0	32	40	3.18	1.941
Wayne Granger, R ERA: 3.77	(6, 1)	0.1		1	0	0	0	0	0	0	0	0	0	0	1	1	0.00	0.000
Chip Lang, R ERA: 4.61	(7, 1)	2.0		9	2	0	0	1	1	0	0	0	1	0	10	14	0.00	1.500

PITCHER	IP	WLS	BF	H	R	ER	SO	BB	IBB	HBP	BLK	WP	HR	S	P	ERA	WHIP

Batter	1	2	3	4	5	6	7	8	9	AB	R	H	RBI	BB	SO	LOB
Pepe Mangual, R (1, 8) (8, 7) OBP: 0.413, SLG: 0.414	G3		E5 1B			F9 2B		F8		4	0	1	0	0	0	0
Jim Lyttle, L (1, 7) (8, 9) OBP: 0.356, SLG: 0.512	F4		1-3 1B			F9 2-3		BBBB WP BB		3	0	1	0	1	0	1
Gary Roenicke, R (1, 9) OBP: 0.313, SLG: 0.458	1B		SSS K			F8		SSS K 1-2		4	0	1	0	0	2	4
Dale Murray, R (8, 1)										0	0	0	0	0	0	0
Pat Scanlon, L (1, 5) OBP: 0.167, SLG: 0.294	F6			F7		BBBB FC5-4 BB			SSS K	3	0	0	0	1	1	1
Mike Jorgensen, L (1, 3) OBP: 0.339, SLG: 0.364		F5		SSS K		FC5-4 1-2f			2B	1	0	0	0	0	0	0
Jose Morales, R (2, 3) OBP: 0.310, SLG: 0.509										3	0	1	0	0	1	2
Tim Foli, R (1, 6) OBP: 0.274, SLG: 0.392		1-3		F8			F8		SSS K	4	0	0	0	0	1	1
Barry Foote, R (1, 2) OBP: 0.280, SLG: 0.373		SSS K			6-3		F9		SSS K	4	0	0	0	0	2	1
Jim Cox, R (1, 4) OBP: 0.200, SLG: 0.241			F6		SSS K		SSS K2-3			2	0	0	0	0	1	0
Jim Dwyer, L (7, PH) OBP: 0.318, SLG: 0.288										1	0	0	0	0	1	0
Pete Mackanin, R (7, 4) OBP: 0.267, SLG: 0.370										0	0	0	0	0	0	0
Woodie Fryman, R (1, 1) OBP: 0.069, SLG: 0.069			5-3		3-1			SSS K		2	0	0	0	0	0	0
Jerry White, S (8, PH) (8, 8) OBP: 0.306, SLG: 0.333										1	0	0	0	0	1	0
Inning Stats	R: 0 E: 0 K: 0 S: 4 H: 1 LOB: 1 BB: 0 P: 4	R: 0 E: 0 K: 1 S: 5 H: 0 LOB: 0 BB: 0 P: 5	R: 0 E: 1 K: 1 S: 7 H: 1 LOB: 2 BB: 0 P: 7	R: 0 E: 0 K: 1 S: 5 H: 0 LOB: 0 BB: 0 P: 5	R: 0 E: 0 K: 1 S: 5 H: 0 LOB: 0 BB: 0 P: 5	R: 0 E: 0 K: 0 S: 4 H: 1 LOB: 2 BB: 1 P: 8	R: 0 E: 0 K: 1 S: 5 H: 0 LOB: 0 BB: 0 P: 5	R: 0 E: 0 K: 2 S: 7 H: 0 LOB: 1 BB: 1 P: 11	R: 0 E: 0 K: 3 S: 10 H: 1 LOB: 1 BB: 0 P: 10	1B: 2 2B: 2 3B: 0 HR: 0	SF: 0 SAC: 0 DP: 0 HBP: 0					

PITCHER	IP	WLS	BF	H	R	ER	SO	BB	IBB	HBP	BLK	WP	HR	S	P	ERA	WHIP
Phil Niekro, R (1, 1) ERA: 3.48	9.0	W	34	4	0	0	10	2	0	0	0	1	0	52	60	0.00	0.667

PITCHER	IP	WLS	BF	H	R	ER	SO	BB	IBB	HBP	BLK	WP	HR	S	P	ERA	WHIP

TOP

Montreal Expos @ Atlanta Braves

Atlanta-Fulton County Stadium, Atlanta, GA

Wed Jun 23 1976, 7:05 PM EDT

Att. 12,124 - Unknown

livebaseballscorecards.com

AB	32
R	0
H	4
RBI	0
BB	2
SO	10
LOB	10

WP: 1 PB: 0 SB: 0 CS: 0 PA: 34

Montreal Expos @ Atlanta Braves

Atlanta-Fulton County Stadium, Atlanta, GA

Wed Jun 23 1976, 7:05 PM EDT

Att. 12,124 - Unknown

livebaseballscorecards.com

BOTTOM

Batter	1	2	3	4	5	6	7	8	9	AB	R	H	RBI	BB	SO	LOB
Rowland Office, L (1, 8) OBP: 0.390, SLG: 0.423	F6	K			1B		K			4	0	1	0	0	2	1
Rod Gilbreath, R (1, 5) (7, 4) OBP: 0.383, SLG: 0.465	1B 1B 2B		F8		F3		F8			4	1	1	0	0	0	1
Jimmy Wynn, R (1, 7) OBP: 0.403, SLG: 0.422	6-3		BBBB S BB		F8		F5			3	0	0	0	1	0	2
Willie Montanez, L (1, 3) OBP: 0.365, SLG: 0.445	2-3 1B 1B		F8 1-2		F8			E4 FC1-6		4	0	1	0	0	0	2
Tom Paciorek, R (1, 9) OBP: 0.352, SLG: 0.439	1-2 3-H 1B		F7			F9		FC1-6 1-2f 2B		4	1	1	1	0	0	2
Lee Lacy, R (1, 4) OBP: 0.299, SLG: 0.367	F8			5-3		F2		SF8 1-H 2B		2	0	0	0	0	0	2
Jerry Royster, R (6, PH) (7, 5) OBP: 0.326, SLG: 0.335										2	1	1	1	0	0	0
Earl Williams, R (1, 2) OBP: 0.262, SLG: 0.383		1B		BBBB BB		E6		SF8 3-H		2	0	1	1	1	0	0
Darrel Chaney, S (1, 6) OBP: 0.349, SLG: 0.366		SSS K		FC5-4 1-		FC 1-2		4-3		4	0	0	0	0	1	3
Phil Niekro, R (1, 1) OBP: 0.175, SLG: 0.200		SH3 1-2		F8		F4				2	0	0	0	0	0	3

	AB	31
	R	3
	H	6
	RBI	3
	BB	2
	SO	3
	LOB	16

Inning Stats	1	2	3	4	5	6	7	8	9
	R: 1 E: 0 K: 0 S: 6	H: 3 LOB: 2 BB: 0 P: 6	R: 0 E: 0 K: 2 S: 8	H: 1 LOB: 1 BB: 0 P: 8	R: 0 E: 0 K: 0 S: 3	H: 0 LOB: 1 BB: 1 P: 7	R: 0 E: 0 K: 0 S: 3	H: 0 LOB: 1 BB: 1 P: 7	R: 0 E: 0 K: 0 S: 4	H: 1 LOB: 1 BB: 0 P: 4	R: 0 E: 1 K: 0 S: 5	H: 0 LOB: 2 BB: 0 P: 5	R: 0 E: 0 K: 1 S: 5	H: 0 LOB: 0 BB: 0 P: 5	R: 2 E: 1 K: 0 S: 5	H: 1 LOB: 0 BB: 0 P: 5

1B: 4	SF: 1	WP: 0	PA: 35
2B: 2	SAC: 1	PB: 0	
3B: 0	DP: 0	SB: 1	
HR: 0	HBP: 0	CS: 0	

PITCHER		IP	WLS	BF	H	R	ER	SO	BB	IBB	HBP	BLK	WP	HR	S	P	ERA	WHIP
Woodie Fryman, L ERA: 3.6	(1, 1)	7.0	L	30	5	1	1	3	2	0	0	0	0	0	34	42	1.29	1.000
Dale Murray, R ERA: 3.23	(8, 1)	1.0		5	1	2	0	0	0	0	0	0	0	0	5	5	0.00	1.000

PITCHER	IP	WLS	BF	H	R	ER	SO	BB	IBB	HBP	BLK	WP	HR	S	P	ERA	WHIP

Batter	1	2	3	4	5	6	7	8	9	AB	R	H	RBI	BB	SO	LOB
Pepe Mangual, R (1, 8) OBP: 0.415, SLG: 0.409	BBBB 4-0 S 1B BB	BBB 4-0 1-2 BB			x 0-0 ① 5-3		x 0-0 ③ F8			2	1	0	0	2	0	1
Jim Lyttle, L (1, 7) OBP: 0.327, SLG: 0.468	x 0-0 ① 6-3 1-2	x 0-0 ③ F1			x 0-0 ② F7			x 0-0 ① 4-3		4	0	0	0	0	0	3
Gary Roenicke, R (1, 9) OBP: 0.294, SLG: 0.429	x 0-0 ② G3		x 0-0 ① 6-3		x 0-0 ③ 5-3			x 0-0 ② 6-3		4	0	0	0	0	0	1
Jose Morales, R (1, 3) OBP: 0.323, SLG: 0.525	x 0-0 1B 2-H 1B		x 0-0 FC5 2B			x 0-0 ① F7		x 0-0 ③ F7		4	0	2	1	0	0	0
Pete Mackanin, R (1, 4) OBP: 0.267, SLG: 0.367	x 0-0 1-2 1B		x 0-0 ② FC5 2-3			x 0-0 ② 6-3			x 0-0 ① 6-3	4	0	1	0	0	0	1
Barry Foote, R (1, 2) OBP: 0.273, SLG: 0.363	x 0-0 ③ 3-1		x 0-0 ③ F2			x 0-0 ③ F6			x 0-0 ② F5	4	0	0	0	0	0	3
Larry Parrish, R (1, 5) OBP: 0.264, SLG: 0.306 Jim Dwyer, L (9, PH) OBP: 0.326, SLG: 0.297 Jerry White, S (9, PR) OBP: 0.306, SLG: 0.333		x 0-0 ① F9		x 0-0 ① 6-3			x 0-0 ① F7		x 0-0 S 1B	3 1 0	0 0 0	0 1 0	0 0 0	0 0 0	0 0 0	0 0 0
Pepe Frias, R (1, 6) OBP: 0.306, SLG: 0.281 Tim Foli, R (9, PH) OBP: 0.273, SLG: 0.390	SSS 0-3 ② K			x 0-0 ② F9			x 0-0 E1 1B		x 0-0 ③ 5-3 1-2	3 1	0 0	1 0	0 0	0 0	1 0	0 1
Don Stanhouse, R (1, 1) OBP: 0.533, SLG: 0.500		BBBB 4-0 BB BB		x 0-0 ③ 4-3			x 0-0 ② E1 1-H			2	0	0	0	1	0	1
Inning Stats	R: 1 H: 2 E: 0 LOB: 2 K: 0 BB: 1 S: 5 P: 9	R: 0 H: 0 E: 0 LOB: 2 K: 1 BB: 2 S: 5 P: 13	R: 0 H: 1 E: 0 LOB: 1 K: 0 BB: 0 S: 4 P: 4	R: 0 H: 0 E: 0 LOB: 0 K: 0 BB: 0 S: 3 P: 3	R: 0 H: 0 E: 0 LOB: 0 K: 0 BB: 0 S: 3 P: 3	R: 0 H: 0 E: 0 LOB: 0 K: 0 BB: 0 S: 3 P: 3	R: 0 H: 1 E: 1 LOB: 1 K: 0 BB: 0 S: 4 P: 4	R: 0 H: 0 E: 0 LOB: 0 K: 0 BB: 0 S: 3 P: 3	R: 0 H: 1 E: 0 LOB: 2 K: 0 BB: 0 S: 4 P: 4	1B: 4 SF: 0 2B: 1 SAC: 0 3B: 0 DP: 0 HR: 0 HBP: 0						

TOP

Montreal Expos @ Atlanta Braves

Atlanta-Fulton County Stadium, Atlanta, GA

Thu Jun 24 1976, 7:05 PM EDT

Att. 7,730 - Unknown

livebaseballscorecards.com

AB	32
R	1
H	5
RBI	1
BB	3
SO	1
LOB	11

WP: 0 PA: 35
PB: 0
SB: 2
CS: 0

PITCHER	IP	WLS	BF	H	R	ER	SO	BB	IBB	HBP	BLK	WP	HR	S	P	ERA	WHIP
Dick Ruthven, R (1, 1) ERA: 2.74	9.0	W	35	5	1	1	1	3	0	0	0	0	0	34	46	1.00	0.889

PITCHER	IP	WLS	BF	H	R	ER	SO	BB	IBB	HBP	BLK	WP	HR	S	P	ERA	WHIP

Montreal Expos @ Atlanta Braves

Atlanta-Fulton County Stadium, Atlanta, GA

Thu Jun 24 1976, 7:05 PM EDT

Att. 7,730 - Unknown

livebaseballscorecards.com

BOTTOM

Batter	1	2	3	4	5	6	7	8	9	AB	R	H	RBI	BB	SO	LOB
Rowland Office, L (1, 8) OBP: 0.388, SLG: 0.418	BBBB 4-0 SH1-4 BB	x 0-0 ③ 4-3		x 0-0 ③ F8		x 0-0 ③ 4-3				3	0	0	0	1	0	4
Rod Gilbreath, R (1, 4) OBP: 0.381, SLG: 0.459	x 0-0 ① SH1-4 1-2		x 0-0 G3-6-3 1B 1B		SSS 0-3 ① K		x 0-0 ① F3			3	0	1	0	0	1	0
Jimmy Wynn, R (1, 7) OBP: 0.408, SLG: 0.423	BBBB 4-0 G3-6-1 BB		x 0-0 G3-6-3 1-2 1B		BBBB 4-0 BB		x 0-0 ② F2			2	0	1	0	2	0	0
Willie Montanez, L (1, 3) OBP: 0.360, SLG: 0.438	x 0-0 ②③ G3-6-1 1-2f		x 0-0 ①② G3-6-3 1-2f 2-3		x 0-0 ② F9		x 0-0 ③ 4-3			4	0	0	0	0	0	5
Ken Henderson, S (1, 9) OBP: 0.356, SLG: 0.387		x 0-0 ① F5	BBBB 4-0 BB		x 0-0 ③ 3-4-3			x 0-0 ① F8		3	0	0	0	1	0	1
Darrel Chaney, S (1, 6) OBP: 0.347, SLG: 0.363		x 0-0 E 2B 1B	x 0-0 ③ 5-3			x 0-0 ① F7		x 0-0 E4 G6-4		4	1	1	0	0	0	2
Jerry Royster, R (1, 5) OBP: 0.325, SLG: 0.333		x 0-0 E6 1-2 2B		x 0-0 ① 6-3		x 0-0 SH1-4 S 1B		x 0-0 ② F8		4	1	1	0	0	0	2
Earl Williams, R (1, 2) OBP: 0.276, SLG: 0.392		x 0-0 1-H 2-H 2B		H 1-0 HBP		BBBB 4-0 1-2 BB		x 0-0 ③ G6-4 1-2f		2	0	1	2	1	0	1
Dick Ruthven, R (1, 1) OBP: 0.250, SLG: 0.182		x 0-0 ② 6-3		x 0-0 ② SH3 1-2		x 0-0 ② SH1-4 1-2 2-3				1	0	0	0	0	0	1
Inning Stats	R: 0 E: 0 K: 0 S: 2 H: 0 LOB: 1 BB: 2 P: 10	R: 2 E: 1 K: 0 S: 6 H: 2 LOB: 1 BB: 0 P: 6	R: 0 E: 0 K: 0 S: 4 H: 2 LOB: 2 BB: 1 P: 8	R: 0 E: 0 K: 0 S: 3 H: 0 LOB: 1 BB: 1 P: 4	R: 0 E: 0 K: 1 S: 5 H: 0 LOB: 1 BB: 1 P: 9	R: 0 E: 0 K: 0 S: 4 H: 1 LOB: 2 BB: 1 P: 8	R: 0 E: 0 K: 0 S: 3 H: 0 LOB: 0 BB: 0 P: 3	R: 0 E: 1 K: 0 S: 4 H: 0 LOB: 1 BB: 0 P: 4		1B: 4 2B: 1 3B: 0 HR: 0 SF: 0 SAC: 3 DP: 2 HBP: 1						

PITCHER	IP	WLS	BF	H	R	ER	SO	BB	IBB	HBP	BLK	WP	HR	S	P	ERA	WHIP
Don Stanhouse, R (1, 1) ERA: 2.32	8.0	L	35	5	2	1	1	5	0	1	0	0	0	31	52	1.12	1.250

PITCHER	IP	WLS	BF	H	R	ER	SO	BB	IBB	HBP	BLK	WP	HR	S	P	ERA	WHIP

AB	26
R	2
H	5
RBI	2
BB	5
SO	1
LOB	16

WP: 0 PB: 0 SB: 1 CS: 0 PA: 35

Batter	1	2	3	4	5	6	7	8	9	AB	R	H	RBI	BB	SO	LOB
Frank Taveras, R (1, 6) OBP: 0.289, SLG: 0.272	B B B B 4-0 S 1B BB	x 0-0 SH1-3 1-2 1B	B B B 4-0 FC6 BB			x 0-0 ② G3		x 0-0 ① F9	x 0-0 ③ F8	4	1	1	0	2	0	1
Rennie Stennett, R (1, 4) OBP: 0.276, SLG: 0.333	x 0-0 1B 1-H 2B 1B	x 0-0 ① SH1-3 1-2 2-3	x 0-0 ③ FC6 1-2f			x 0-0 1B 1B 1B		x 0-0 HBP 1B 1B		4	3	3	1	0	0	2
Al Oliver, L (1, 8) OBP: 0.363, SLG: 0.528	x 0-0 ② 1-3 2B 1B	x 0-0 ② 4-3 3-H		S S S 0-3 ① K		x 0-0 1B 1-2 1B		H 1-0 S 1B 1-2 HBP		4	1	2	1	0	1	1
Willie Stargell, L (1, 3) OBP: 0.379, SLG: 0.513	x 0-0 1-H 1B 3-H 2B	S S S 0-3 ③ K		x 0-0 ② 4-3		x 0-0 1-3 2-H 1B		x 0-0 S 1-2 2-H 1B		5	1	3	4	0	1	1
Dave Parker, L (1, 9) OBP: 0.295, SLG: 0.473	x 0-0 ① G2		x 0-0 ① 1-3	x 0-0 ③ 3-1		x 0-0 ③ 3-1		S S S 0-3 ② K 1-2 2-3		5	0	0	0	0	1	5
Richie Zisk, R (1, 7) OBP: 0.338, SLG: 0.471	S S S 0-3 ② K		x 0-0 HR 2B		x 0-0 ① F4		x 0-0 ① 5-3	x 0-0 ③ F9		5	1	1	0	0	1	3
Richie Hebner, L (1, 5) OBP: 0.287, SLG: 0.285	x 0-0 FC4-6 2-H 1B	x 0-0 2-H HR			S S S 0-3 ② K		B B B 4-0 2-3 BB		x 0-0 ① 4-3	4	1	2	3	1	1	0
Manny Sanguillen, R (1, 2) OBP: 0.311, SLG: 0.341	x 0-0 ③ FC4-6 1-2f	x 0-0 SH3-4 1B			x 0-0 ③ 1-6-3		x 0-0 ② 2-3 1-2		x 0-0 1B	5	0	2	0	0	0	2
Bruce Kison, R (1, 1) OBP: 0.240, SLG: 0.250		x 0-0 SH1-3 1B 4-3 1B	x 0-0 ② SH3-4 1-2			x 0-0 ① F3	x 0-0 ③ 6-3		S S S 0-3 ② K	4	1	1	0	0	1	2
Inning Stats	R: 4 E: 0 K: 1 S: 9 H: 4 LOB: 1 BB: 1 P: 13	R: 1 E: 0 K: 1 S: 7 H: 2 LOB: 1 BB: 0 P: 7	R: 2 E: 0 K: 0 S: 6 H: 3 LOB: 2 BB: 1 P: 10	R: 0 E: 0 K: 1 S: 5 H: 0 LOB: 0 BB: 0 P: 5	R: 0 E: 0 K: 1 S: 5 H: 0 LOB: 0 BB: 0 P: 5	R: 1 E: 0 K: 0 S: 6 H: 3 LOB: 2 BB: 0 P: 6	R: 0 E: 0 K: 0 S: 3 H: 0 LOB: 1 BB: 1 P: 7	R: 1 E: 0 K: 1 S: 7 H: 2 LOB: 2 BB: 0 P: 8	R: 0 E: 0 K: 1 S: 6 H: 1 LOB: 1 BB: 0 P: 6	1B: 12 2B: 2 3B: 0 HR: 1 SF: 0 SAC: 2 DP: 0 HBP: 1						

PITCHER		IP	WLS	BF	H	R	ER	SO	BB	IBB	HBP	BLK	WP	HR	S	P	ERA	WHIP
Don Carrithers, R ERA: 4.74	(1, 1)	2.1	L	17	9	7	7	2	1	0	0	0	0	1	20	24	27.00	4.286
Chip Lang, R ERA: 3.86	(3, 1)	2.2		9	0	0	0	2	1	0	0	0	0	0	12	16	0.00	0.375
Fred Scherman, L ERA: 4.58	(6, 1)	3.0		16	5	2	2	1	1	0	1	0	0	0	16	21	6.00	2.000
Wayne Granger, R ERA: 3.66	(9, 1)	1.0		4	1	0	0	1	0	0	0	0	0	0	6	6	0.00	1.000

PITCHER	IP	WLS	BF	H	R	ER	SO	BB	IBB	HBP	BLK	WP	HR	S	P	ERA	WHIP

TOP

Pittsburgh Pirates @ Montreal Expos

Jarry Park, Montreal, QB

Fri Jun 25 1976, 7:05 PM EDT

Att. 6,581 - Unknown - 73 F

livebaseballscorecards.com

AB	40
R	9
H	15
RBI	9
BB	3
SO	6
LOB	17

WP: 0 PA: 46
PB: 0
SB: 3
CS: 0

Batter	1	2	3	4	5	6	7	8	9	AB	R	H	RBI	BB	SO	LOB
Pepe Mangual, R (1, 8) OBP: 0.411, SLG: 0.401	F9			E6 F8 4-3 1B		K		BB FC6-4 1-2		3	1	0	0	1	1	0
Jim Dwyer, L (1, 9) OBP: 0.311, SLG: 0.282	F9			4-3 1-2		F7		K		4	0	0	0	0	1	3
Mike Jorgensen, L (1, 7) OBP: 0.332, SLG: 0.355	F7			F8 2-3		K		F8		4	0	0	0	0	1	3
Jose Morales, R (1, 3) (6, 2) OBP: 0.318, SLG: 0.508		4-3		1B 3-H			K	FC6-4 1-2f		4	0	1	1	0	1	2
Pete Mackanin, R (1, 4) OBP: 0.266, SLG: 0.365		K		F3			5-3		1B	4	0	1	0	0	1	1
Tim Foli, R (1, 6) OBP: 0.277, SLG: 0.393		F5			2-3 1B		2B 1B		F5	4	1	2	0	0	0	1
Pat Scanlon, L (1, 5) (6, 3) OBP: 0.227, SLG: 0.381			F9		2-3 1-2		1-H 2B		1-2 1B	4	0	2	1	0	0	1
Barry Foote, R (1, 2) OBP: 0.269, SLG: 0.358 Larry Parrish, R (6, 5) OBP: 0.262, SLG: 0.303			F9		F4		5-3		K	2	0	0	0	0	0	1
										2	0	0	0	0	1	3
Don Carrithers, R (1, 1) OBP: 0.063, SLG: 0.063 Chip Lang, R (3, 1) Jerry White, S (5, PH) OBP: 0.304, SLG: 0.331 Fred Scherman, L (6, 1) OBP: 0.250, SLG: 0.250 Jim Lyttle, L (8, PH) OBP: 0.340, SLG: 0.479 Wayne Granger, R (9, 1) Bombo Rivera, R (9, PH) OBP: 0.288, SLG: 0.306			5-3		4-3			BB	F7	0	0	0	0	0	0	0
										1	0	0	0	0	0	0
										1	0	0	0	0	0	1
										0	0	0	0	0	0	0
										1	0	1	0	0	0	0
										0	0	0	0	0	0	0
										1	0	0	0	0	0	2
Inning Stats	R: 0 E: 0 K: 0 S: 3 H: 0 LOB: 0 BB: 0 P: 3	R: 0 E: 0 K: 1 S: 5 H: 0 LOB: 0 BB: 0 P: 5	R: 0 E: 0 K: 0 S: 3 H: 0 LOB: 0 BB: 0 P: 3	R: 1 E: 1 K: 0 S: 5 H: 1 LOB: 1 BB: 0 P: 5	R: 0 E: 0 K: 0 S: 4 H: 1 LOB: 1 BB: 0 P: 4	R: 0 E: 0 K: 2 S: 7 H: 0 LOB: 0 BB: 0 P: 7	R: 1 E: 0 K: 1 S: 7 H: 2 LOB: 1 BB: 0 P: 7	R: 0 E: 0 K: 1 S: 6 H: 1 LOB: 2 BB: 1 P: 10	R: 0 E: 0 K: 1 S: 7 H: 2 LOB: 2 BB: 0 P: 7	1B: 6 2B: 1 3B: 0 HR: 0	SF: 0 SAC: 0 DP: 0 HBP: 0						

PITCHER		IP	WLS	BF	H	R	ER	SO	BB	IBB	HBP	BLK	WP	HR	S	P	ERA	WHIP
Bruce Kison, R ERA: 2.93	(1, 1)	9.0	W	36	7	2	1	6	1	0	0	0	0	0	47	51	1.00	0.889

PITCHER	IP	WLS	BF	H	R	ER	SO	BB	IBB	HBP	BLK	WP	HR	S	P	ERA	WHIP

BOTTOM

Pittsburgh Pirates @ Montreal Expos

Jarry Park, Montreal, QB

Fri Jun 25 1976, 7:05 PM EDT

Att. 6,581 - Unknown - 73 F

livebaseballscorecards.com

AB	35
R	2
H	7
RBI	2
BB	1
SO	6
LOB	18

1B: 6	SF: 0	WP: 0	PA: 36
2B: 1	SAC: 0	PB: 0	
3B: 0	DP: 0	SB: 0	
HR: 0	HBP: 0	CS: 0	

Pittsburgh Pirates @ Montreal Expos

Jarry Park, Montreal, QB

Sat Jun 26 1976, 7:05 PM EDT

Att. 10,445 - Unknown - 68 F

TOP

livebaseballscorecards.com

Batter	1	2	3	4	5	6	7	8	9	AB	R	H	RBI	BB	SO	LOB
Frank Taveras, R (1, 6) OBP: 0.291, SLG: 0.272	0-0 S S 1B 1B	0-3 K		0-0 F7	1-3		4-0 1-2 BB			4	1	1	0	1	1	4
Rennie Stennett, R (1, 4) OBP: 0.275, SLG: 0.331	0-3 K 1-2	0-0 E9 1-3 1B		0-0 F8		0-0 4-3	0-0 5-3			5	0	1	0	0	1	5
Al Oliver, L (1, 8) OBP: 0.372, SLG: 0.534	4-0 BB 1B 2-3 BB	0-0 3-H 1B		4-0 1-2 BB		0-0 1-3		0-0 E E 2B		3	2	2	1	2	0	0
Willie Stargell, L (1, 3) OBP: 0.376, SLG: 0.503	4-0 1B 1B 1-2 BB	0-3 K		0-0 5-3		0-3 K		0-0 F7 2-H		4	1	0	0	1	2	3
Richie Zisk, R (1, 7) OBP: 0.340, SLG: 0.470	0-0 1B 1-3 2-H 3-H 1B	0-0 1B		0-3 K			0-0 6-3	0-0 1-3		5	0	2	2	0	1	0
Bill Robinson, R (1, 9) OBP: 0.341, SLG: 0.574	0-3 K	0-3 K		0-0 6-3			0-3 K	0-3 K		5	0	0	0	0	4	3
Manny Sanguillen, R (1, 2) OBP: 0.317, SLG: 0.347	0-0 1-3 3-H 1B	0-3 K		0-0 BB 1B 1B			0-0 BB 1B 1B		0-0 1-3	5	2	3	1	0	1	1
Tommy Helms, R (1, 5) OBP: 0.350, SLG: 0.486	0-0 F8	0-3 K		4-0 1B 1-2 BB			4-0 1B 1-2 BB		0-0 5-3	3	0	0	0	2	1	3
Jerry Reuss, L (1, 1) Kent Tekulve, R (6, 1) Dave Parker, L (7, PH) OBP: 0.299, SLG: 0.476 Larry Demery, R (7, 1) OBP: 0.273, SLG: 0.111		0-0 E 1B 1B 1B		4-0 BB			0-0 BB 1-3 2-H 1B		0-3 K	2 0 1 1	1 0 0 0	2 0 1 0	1 0 1 0	1 0 0 1	0 0 0 0	0 0 0 0
Inning Stats	R: 3 E: 0 K: 2 S: 10 H: 3 LOB: 2 BB: 2 P: 18	R: 1 E: 1 K: 2 S: 9 H: 3 LOB: 1 BB: 0 P: 9	R: 0 E: 0 K: 3 S: 10 H: 1 LOB: 1 BB: 0 P: 10	R: 0 E: 0 K: 0 S: 3 H: 0 LOB: 2 BB: 2 P: 11	R: 1 E: 0 K: 1 S: 7 H: 2 LOB: 2 BB: 1 P: 11	R: 0 E: 0 K: 1 S: 5 H: 0 LOB: 0 BB: 0 P: 5	R: 1 E: 0 K: 1 S: 7 H: 2 LOB: 3 BB: 2 P: 15	R: 1 E: 2 K: 1 S: 6 H: 1 LOB: 0 BB: 0 P: 6	R: 0 E: 0 K: 1 S: 5 H: 0 LOB: 0 BB: 0 P: 5	1B: 11 2B: 1 3B: 0 HR: 0	SF: 0 SAC: 0 DP: 0 HBP: 0						

	AB	38
	R	7
	H	12
	RBI	6
	BB	7
	SO	12
	LOB	19

WP: 0 PB: 0 SB: 2 CS: 0 PA: 45

PITCHER		IP	WLS	BF	H	R	ER	SO	BB	IBB	HBP	BLK	WP	HR	S	P	ERA	WHIP
Dan Warthen, L ERA: 5.98	(1, 1)	0.2		7	3	3	3	2	2	0	0	0	0	0	9	17	40.50	7.500
Steve Dunning, R ERA: 4.45	(1, 1)	1.1		6	3	1	0	2	0	0	0	0	0	0	10	10	0.00	2.250
Clay Kirby, R ERA: 4.75	(3, 1)	4.2		24	5	2	2	6	5	0	0	0	0	0	31	51	3.86	2.143
Dale Murray, R ERA: 3.14	(7, 1)	1.1	L	5	1	1	0	1	0	0	0	0	0	0	7	7	0.00	0.750
Chip Lang, R ERA: 3.63	(9, 1)	1.0		3	0	0	0	1	0	0	0	0	0	0	5	5	0.00	0.000

PITCHER	IP	WLS	BF	H	R	ER	SO	BB	IBB	HBP	BLK	WP	HR	S	P	ERA	WHIP

Pittsburgh Pirates @ Montreal Expos

Jarry Park, Montreal, QB

Sat Jun 26 1976, 7:05 PM EDT

Att. 10,445 - Unknown - 68 F

BOTTOM

livebaseballscorecards.com

Batter	1	2	3	4	5	6	7	8	9	AB	R	H	RBI	BB	SO	LOB
Pepe Mangual, R (1, 8) OBP: 0.406, SLG: 0.391 (8, 7)	BBBB 4-0 FC6-4 BB	x 0-0 ③ F6		x 0-0 ② 1-3		x 0-0 ② FC6-4 1B 1-2f 2-H		x 0-0 ② F3		4	0	0	1	1	0	4
Tim Foli, R (1, 6) OBP: 0.275, SLG: 0.388	x 0-0 ① FC6-4 S 1-2f		x 0-0 ① F7	x 0-0 ③ F7		x 0-0 1-3 1B		x 0-0 ③ L1		5	0	1	0	0	0	1
Gary Roenicke, R (1, 9) OBP: 0.282, SLG: 0.409 Jim Lyttle, L (6, PH) OBP: 0.346, SLG: 0.500 (7, 9)	x 0-0 ② F3 1-2		x 0-0 ② 5-3		x 0-0 ① F8	x 0-0 ③ F7			x 0-0 2B	3 2	0 0	0 1	0 0	0 0	0 0	1 2
Jose Morales, R (1, 3) OBP: 0.329, SLG: 0.507 Jerry White, S (7, PR) OBP: 0.303, SLG: 0.330 (8, 8)	x 0-0 ③ F9		x 0-0 BB 1B IHR 1B		x 0-0 ② 5-3		x 0-0 SH3-4 2B 1B	S S S 0-3 ① K		4 1	1 1	2 0	0 0	0 0	0 1	1 1
Pete Mackanin, R (1, 4) OBP: 0.266, SLG: 0.363		x 0-0 ① F9	x 0-0 BB 1-2 IHR 1B		x 0-0 E6		x 0-0 ① SH3-4 1-2		x 0-0 ② F9	4	1	1	0	0	0	1
Barry Foote, R (1, 2) OBP: 0.273, SLG: 0.362		x 0-0 E5 BB	BBBB 4-0 1-2 2-3 IHR BB		x 0-0 ③ F3		x 0-0 2-H 2B		x 0-0 ③ F8	4	1	1	1	1	0	2
Bombo Rivera, R (1, 7) OBP: 0.309, SLG: 0.385 Mike Jorgensen, L (7, PH) OBP: 0.335, SLG: 0.355 (8, 3)		x 0-0 BB 1B	x 0-0 1-H 2-H 3-H IHR			x 0-0 ① F7	4-0 G6-4-3 IBB			3 0	1 0	2 0	4 0	0 1	0 0	0 0
Larry Parrish, R (1, 5) OBP: 0.261, SLG: 0.302		x 0-0 ② F9	x 0-0 ③ F4			x 0-0 SH FC6-4 1B	x 0-0 ② ③ G6-4-3 1-2f			4	1	1	0	0	0	4
Dan Warthen, S (1, 1) Steve Dunning, R (1, 1) Jim Cox, R (2, PH) OBP: 0.226, SLG: 0.241 Clay Kirby, R (3, 1) OBP: 0.167, SLG: 0.182 Dale Murray, R (7, 1) Jim Dwyer, L (8, PH) OBP: 0.308, SLG: 0.278 Chip Lang, R (9, 1)		BBBB 4-0 1-2 2-3 BB		x 0-0 ① F8		x 0-0 SH FC6-4 1-2		x 0-0 ① L6		0 0 0 1 0 1 0	0 0 0 0 0 0 0	0 0 0 0 0 0 0	0 0 0 0 0 0 0	0 0 1 0 0 0 0	0 0 0 0 0 0 0	0 0 0 0 0 0 0

Inning Stats	1	2	3	4	5	6	7	8	9
	R: 0 E: 0 K: 0 S: 3	H: 0 LOB: 1 BB: 1 P: 7	R: 0 E: 1 K: 0 S: 5	H: 1 LOB: 3 BB: 1 P: 9	R: 4 E: 0 K: 0 S: 6	H: 3 LOB: 0 BB: 1 P: 10	R: 0 E: 0 K: 0 S: 3	H: 0 LOB: 0 BB: 0 P: 3	R: 0 E: 1 K: 0 S: 4	H: 0 LOB: 1 BB: 0 P: 4
	R: 1 E: 0 K: 0 S: 6	H: 2 LOB: 2 BB: 0 P: 6	R: 1 E: 0 K: 0 S: 4	H: 2 LOB: 2 BB: 1 P: 8	R: 0 E: 0 K: 0 S: 3	H: 0 LOB: 0 BB: 0 P: 3	R: 0 E: 0 K: 1 S: 6	H: 1 LOB: 1 BB: 0 P: 6		

	AB	36
	R	6
	H	9
	RBI	6
	BB	4
	SO	1
	LOB	17

1B: 6	SF: 0	WP: 0
2B: 2	SAC: 2	PB: 0
3B: 0	DP: 1	SB: 1
HR: 1	HBP: 0	CS: 0

PA: 42

PITCHER		IP	WLS	BF	H	R	ER	SO	BB	IBB	HBP	BLK	WP	HR	S	P	ERA	WHIP
Jerry Reuss, L ERA: 4.19	(1, 1)	5.2		29	6	5	5	0	3	0	0	0	0	0	26	38	7.94	1.588
Kent Tekulve, R ERA: 2.97	(6, 1)	0.1		1	0	0	0	0	0	0	0	0	0	0	1	1	0.00	0.000
Larry Demery, R ERA: 3.83	(7, 1)	3.0	W	12	3	1	1	1	0	1	0	0	0	0	13	17	3.00	1.000

PITCHER	IP	WLS	BF	H	R	ER	SO	BB	IBB	HBP	BLK	WP	HR	S	P	ERA	WHIP

Batter	1	2	3	4	5	6	7	8	9	AB	R	H	RBI	BB	SO	LOB
Frank Taveras, R (1, 6) OBP: 0.289, SLG: 0.266	K2-3	FC6-4, BB		FC6-4 1-2f			1-3	6-3		4	0	0	0	1	1	1
Rennie Stennett, R (1, 4) OBP: 0.273, SLG: 0.326	F8	FC6-4 1-2f			6-3		1-0 S, 2B HBP		G3	4	1	0	0	0	0	3
Al Oliver, L (1, 8) OBP: 0.376, SLG: 0.552	E, 1B		K		HR		1-H S, 2B 2B		E4, L5-3	5	2	3	2	0	1	0
Willie Stargell, L (1, 3) OBP: 0.368, SLG: 0.490	E4 1-2		K		4-3		F7 2-3		L5-3 1-2	5	0	0	0	0	1	3
Richie Zisk, R (1, 7) OBP: 0.342, SLG: 0.472	4-3		2B		F8		BB 2B			3	0	1	0	1	0	2
Bill Robinson, R (1, 9) OBP: 0.345, SLG: 0.578		5-3	K			1B	1-3 3-H 2B			4	0	2	1	0	1	1
Manny Sanguillen, R (1, 2) OBP: 0.320, SLG: 0.347		1B 1B		FC6-4 HBP		F8	4-3			3	0	1	0	0	0	3
Tommy Helms, R (1, 5) OBP: 0.349, SLG: 0.474		SH1-3 1-3 1B		F4		F8		4-3		3	0	1	0	0	0	2
Richie Hebner, L (8, PH) OBP: 0.286, SLG: 0.284 (8, 5)										1	0	0	0	0	0	0
Doc Medich, R (1, 1) OBP: 0.179, SLG: 0.080		SH1-3 1-2		F4		F9		4-3		1	0	0	0	0	0	1
Ed Kirkpatrick, L (6, PH) OBP: 0.310, SLG: 0.229										1	0	0	0	0	0	1
Kent Tekulve, R (6, 1)										0	0	0	0	0	0	0
Dave Parker, L (8, PH) OBP: 0.297, SLG: 0.473										1	0	0	0	0	0	0
Bob Moose, R (8, 1) OBP: 0.600, SLG: 1.600										0	0	0	0	0	0	0
Inning Stats	R: 0 E: 1 K: 1 S: 7 H: 1 LOB: 2 BB: 0 P: 7	R: 0 E: 0 K: 0 S: 5 H: 2 LOB: 3 BB: 1 P: 9	R: 0 E: 0 K: 3 S: 10 H: 1 LOB: 1 BB: 0 P: 10	R: 0 E: 0 K: 0 S: 3 H: 0 LOB: 1 BB: 0 P: 4	R: 1 E: 0 K: 0 S: 4 H: 1 LOB: 0 BB: 0 P: 4	R: 0 E: 0 K: 0 S: 4 H: 1 LOB: 1 BB: 0 P: 4	R: 2 E: 0 K: 0 S: 5 H: 2 LOB: 2 BB: 1 P: 10	R: 0 E: 0 K: 0 S: 3 H: 0 LOB: 0 BB: 0 P: 3	R: 0 E: 1 K: 0 S: 3 H: 0 LOB: 0 BB: 0 P: 3	1B: 4 2B: 4 3B: 0 HR: 1	SF: 0 SAC: 1 DP: 1 HBP: 2					

TOP

Pittsburgh Pirates @ Montreal Expos

Jarry Park, Montreal, QB

Sun Jun 27 1976, 7:05 PM EDT

Att. 12,824 - Unknown - 64 F

livebaseballscorecards.com

AB	35
R	3
H	8
RBI	3
BB	2
SO	4
LOB	17

		WP: 0	PA: 40
		PB: 0	
		SB: 2	
		CS: 0	

PITCHER		IP	WLS	BF	H	R	ER	SO	BB	IBB	HBP	BLK	WP	HR	S	P	ERA	WHIP
Woodie Fryman, L ERA: 3.63	(1, 1)	6.2	W	32	7	3	3	4	2	0	2	0	0	1	36	46	4.05	1.350
Dale Murray, R ERA: 3.0	(7, 1)	2.1	S	8	1	0	0	0	0	0	0	0	0	0	8	8	0.00	0.429

PITCHER	IP	WLS	BF	H	R	ER	SO	BB	IBB	HBP	BLK	WP	HR	S	P	ERA	WHIP

Batter	1	2	3	4	5	6	7	8	9	AB	R	H	RBI	BB	SO	LOB
Pepe Mangual, R (1, 8) OBP: 0.403, SLG: 0.384	S S S 0-3 K ①		B B B B 4-0 E BB		x 0-0 E4 1B 2-3		S S S 0-3 K ③			3	1	0	0	1	2	1
Barry Foote, R (8, 2) OBP: 0.273, SLG: 0.362										0	0	0	0	0	0	0
Tim Foli, R (1, 6) OBP: 0.279, SLG: 0.395	S S S 0-3 K ②		x 0-0 E3 1B 1-H 2-H 2B		x 0-0 FC6-4 1-3 3-H 1B			x 0-0 F6 ①		4	1	2	3	0	1	0
Jim Lyttle, L (1, 7) OBP: 0.339, SLG: 0.481	x 0-0 F8 ③		x 0-0 3-H 1B		S S S 0-3 K ②			x 0-0 6-3 ②		4	0	1	1	0	1	2
Jose Morales, R (1, 2) OBP: 0.315, SLG: 0.486		x 0-0 F4 ①	x 0-0 4-3 ③		x 0-0 FC6-4 ③ 1-2f			x 0-0 E6		3	0	0	0	0	0	3
Jerry White, S (8, 8) OBP: 0.301, SLG: 0.328										1	0	0	0	0	0	0
Pete Mackanin, R (1, 4) OBP: 0.262, SLG: 0.357		x 0-0 F7 ②		x 0-0 4-3 ①		x 0-0 F7 ①		x 0-0 F6 ③		4	0	0	0	0	0	1
Pepe Frias, R (9, 4) OBP: 0.306, SLG: 0.281										0	0	0	0	0	0	0
Mike Jorgensen, L (1, 3) OBP: 0.330, SLG: 0.349		x 0-0 G3 ③		x 0-0 G3 ②		x 0-0 3-1 ②				3	0	0	0	0	0	0
Gary Roenicke, R (1, 9) OBP: 0.270, SLG: 0.391			x 0-0 5-3 ①	x 0-0 1-3 ③		S S S 0-3 K ③				3	0	0	0	0	1	0
Larry Parrish, R (1, 5) OBP: 0.267, SLG: 0.303			x 0-0 E SH1-4 1B		B B B 4-0 E SH3-4 1B BB		S S S 0-3 K ①			2	2	1	0	1	1	0
Woodie Fryman, R (1, 1) OBP: 0.069, SLG: 0.069			x 0-0 SH1-4 ② 1-2		x 0-0 SH3-4 ① 1-2		S S S 0-3 K ②			0	0	0	0	0	0	0
Dale Murray, R (7, 1)										1	0	0	0	0	1	0
Inning Stats	R: 0 E: 0 K: 2 S: 7 H: 0 LOB: 0 BB: 0 P: 7	R: 0 E: 0 K: 0 S: 3 H: 0 LOB: 0 BB: 0 P: 3	R: 3 E: 1 K: 0 S: 6 H: 3 LOB: 1 BB: 1 P: 10	R: 0 E: 0 K: 0 S: 3 H: 0 LOB: 0 BB: 0 P: 3	R: 1 E: 1 K: 1 S: 7 H: 1 LOB: 2 BB: 1 P: 11	R: 0 E: 0 K: 1 S: 5 H: 0 LOB: 0 BB: 0 P: 5	R: 0 E: 0 K: 3 S: 9 H: 0 LOB: 0 BB: 0 P: 9	R: 0 E: 1 K: 0 S: 4 H: 0 LOB: 1 BB: 0 P: 4		1B: 3 2B: 1 3B: 0 HR: 0	SF: 0 SAC: 2 DP: 0 HBP: 0					

BOTTOM

Pittsburgh Pirates @ Montreal Expos

Jarry Park, Montreal, QB

Sun Jun 27 1976, 7:05 PM EDT

Att. 12,824 - Unknown - 64 F

livebaseballscorecards.com

AB	28
R	4
H	4
RBI	4
BB	2
SO	7
LOB	7

WP: 0 PB: 0 SB: 0 CS: 0 PA: 32

PITCHER		IP	WLS	BF	H	R	ER	SO	BB	IBB	HBP	BLK	WP	HR	S	P	ERA	WHIP
Doc Medich, R ERA: 4.14	(1, 1)	5.0	L	22	4	4	4	3	2	0	0	0	0	0	26	34	7.20	1.200
Kent Tekulve, R ERA: 2.8	(6, 1)	2.0		6	0	0	0	4	0	0	0	0	0	0	14	14	0.00	0.000
Bob Moose, R ERA: 1.78	(8, 1)	1.0		4	0	0	0	0	0	0	0	0	0	0	4	4	0.00	0.000

PITCHER	IP	WLS	BF	H	R	ER	SO	BB	IBB	HBP	BLK	WP	HR	S	P	ERA	WHIP

Batter	1	2	3	4	5	6	7	8	9	AB	R	H	RBI	BB	SO	LOB
Dave Cash, R (1, 4) OBP: 0.355, SLG: 0.363	6-3		P4		6-3		6-3		FC3-6, 1B	5	0	1	0	0	0	0
Larry Bowa, S (1, 6) OBP: 0.302, SLG: 0.302	4-3		3-1			P4	4-3		FC3-6, CS, 1-2f	5	0	0	0	0	0	1
Mike Schmidt, R (1, 5) OBP: 0.416, SLG: 0.621	K		E7, 2B			HR		BB, 1B, FC3-2	F8, 1-2	4	1	2	1	1	1	1
Greg Luzinski, R (1, 7) OBP: 0.354, SLG: 0.492		F8	K			1B, BB, SF7, 1B		FC3-2, 1-3, 1B, 1B		4	2	2	0	0	1	1
Jay Johnstone, L (1, 9) OBP: 0.359, SLG: 0.457		3-1, PB, 3B, 1B		4-3		BB, 1-2, 1B		FC3-2, 1-2, 1B, 1B, 3-H		3	1	1	0	1	0	2
Jerry Martin, R (8, PR) OBP: 0.389, SLG: 0.424 (8, 9)										0	1	0	0	0	0	0
Bobby Tolan, L (1, 3) OBP: 0.298, SLG: 0.397		3-1, 1-3		K		1B, 1-2, 2-3, 1B		F9		4	0	1	0	0	1	3
Garry Maddox, R (1, 8) OBP: 0.372, SLG: 0.480		1B, 3-H, 3B		F8		SF7, 3-H		1B, 1-2, 2-H, 1B		3	1	2	3	0	0	0
Tim McCarver, L (1, 2) OBP: 0.468, SLG: 0.458		1B, 3-H			K	1-2, 2-H, 1B		1B, 1-2, 2-H, 1B		4	0	3	2	0	1	0
Steve Carlton, L (1, 1) OBP: 0.132, SLG: 0.132		5-3			K		K	4-3		4	0	0	0	0	2	3
Inning Stats	R: 0 E: 0 K: 1 S: 5 H: 0 LOB: 0 BB: 0 P: 5	R: 2 E: 0 K: 0 S: 6 H: 3 LOB: 1 BB: 0 P: 6	R: 0 E: 1 K: 1 S: 6 H: 1 LOB: 1 BB: 0 P: 6	R: 0 E: 0 K: 1 S: 5 H: 0 LOB: 0 BB: 0 P: 5	R: 0 E: 0 K: 2 S: 7 H: 0 LOB: 0 BB: 0 P: 7	R: 2 E: 0 K: 0 S: 6 H: 4 LOB: 2 BB: 1 P: 10	R: 0 E: 0 K: 1 S: 5 H: 0 LOB: 0 BB: 0 P: 5	R: 2 E: 0 K: 0 S: 6 H: 3 LOB: 2 BB: 1 P: 10	R: 0 E: 0 K: 0 S: 3 H: 1 LOB: 0 BB: 0 P: 3	1B: 9 2B: 1 3B: 1 HR: 1 SF: 1 SAC: 0 DP: 0 HBP: 0						

PITCHER		IP	WLS	BF	H	R	ER	SO	BB	IBB	HBP	BLK	WP	HR	S	P	ERA	WHIP
Steve Rogers, R ERA: 3.64	(1, 1)	6.0	L	26	8	4	4	5	1	0	0	0	0	1	35	39	6.00	1.500
Don Carrithers, R ERA: 4.66	(7, 1)	1.0		3	0	0	0	1	0	0	0	0	0	0	5	5	0.00	0.000
Steve Dunning, R ERA: 4.73	(8, 1)	2.0		10	4	2	2	0	1	0	0	0	0	0	9	13	9.00	2.500

PITCHER	IP	WLS	BF	H	R	ER	SO	BB	IBB	HBP	BLK	WP	HR	S	P	ERA	WHIP

TOP

Philadelphia Phillies @ Montreal Expos

Jarry Park, Montreal, QB

Mon Jun 28 1976, 7:05 PM EDT

Att. 14,177 - Unknown

livebaseballscorecards.com

AB	36
R	6
H	12
RBI	6
BB	2
SO	6
LOB	11

WP: 0	PB: 1	SB: 0	CS: 1	PA: 39		

Batter	1	2	3	4	5	6	7	8	9	AB	R	H	RBI	BB	SO	LOB
Pepe Mangual, R (1, 8) OBP: 0.405, SLG: 0.383	F8		BB			5-3 1B		K		3	1	1	0	1	1	0
Tim Foli, R (1, 6) OBP: 0.274, SLG: 0.388	F8		L5			P6		F9		4	0	0	0	0	0	3
Pepe Frias, R (9, 6) OBP: 0.306, SLG: 0.281										0	0	0	0	0	0	0
Gary Roenicke, R (1, 9) OBP: 0.256, SLG: 0.370	K			K		5-3 1-2		F4		4	0	0	0	0	2	1
Jose Morales, R (1, 3) OBP: 0.325, SLG: 0.487		P4		G5-4-3 1B		E 1B 2-H			F3	4	1	2	1	0	0	0
Pete Mackanin, R (1, 4) OBP: 0.266, SLG: 0.372		F8		G5-4-3 1-2f		E5 2B 1-H			3B	4	0	2	1	0	0	1
Barry Foote, R (1, 2) OBP: 0.267, SLG: 0.353		5-3			F7	F7			K	4	0	0	0	0	1	2
Bombo Rivera, R (1, 7) OBP: 0.322, SLG: 0.382			WP 1B		5-3		G5-4-3 BB		K	3	0	1	0	1	1	1
Larry Parrish, R (1, 5) OBP: 0.268, SLG: 0.304			K 1-2		1B		K			3	0	1	0	0	2	2
Steve Rogers, R (1, 1) OBP: 0.148, SLG: 0.148			K		K		G5-4-3 1-2f			2	0	0	0	0	2	2
Don Carrithers, R (7, 1) OBP: 0.063, SLG: 0.063										0	0	0	0	0	0	0
Jerry White, S (7, PH) OBP: 0.299, SLG: 0.326										1	0	0	0	0	0	1
Steve Dunning, R (8, 1)										0	0	0	0	0	0	0
Inning Stats	R: 0 E: 0 K: 1 S: 5 H: 0 LOB: 0 BB: 0 P: 5	R: 0 E: 0 K: 0 S: 3 H: 0 LOB: 0 BB: 0 P: 3	R: 0 E: 0 K: 2 S: 8 H: 1 LOB: 2 BB: 1 P: 12	R: 0 E: 0 K: 1 S: 5 H: 1 LOB: 0 BB: 0 P: 5	R: 0 E: 0 K: 1 S: 6 H: 1 LOB: 1 BB: 0 P: 6	R: 2 E: 1 K: 0 S: 6 H: 3 LOB: 1 BB: 0 P: 6	R: 0 E: 0 K: 1 S: 4 H: 0 LOB: 0 BB: 1 P: 8	R: 0 E: 0 K: 1 S: 5 H: 0 LOB: 0 BB: 0 P: 5	R: 0 E: 0 K: 2 S: 8 H: 1 LOB: 1 BB: 0 P: 8	1B: 5 2B: 1 3B: 1 HR: 0	SF: 0 SAC: 0 DP: 2 HBP: 0						

PITCHER	IP	WLS	BF	H	R	ER	SO	BB	IBB	HBP	BLK	WP	HR	S	P	ERA	WHIP
Steve Carlton, L (1, 1) ERA: 3.7	9.0	W	34	7	2	2	9	2	0	0	0	1	0	50	58	2.00	1.000

PITCHER	IP	WLS	BF	H	R	ER	SO	BB	IBB	HBP	BLK	WP	HR	S	P	ERA	WHIP

BOTTOM

Philadelphia Phillies @ Montreal Expos

Jarry Park, Montreal, QB

Mon Jun 28 1976, 7:05 PM EDT

Att. 14,177 - Unknown

livebaseballscorecards.com

AB	32
R	2
H	7
RBI	2
BB	2
SO	9
LOB	13

WP: 1 PB: 0 SB: 0 CS: 0 PA: 34

Batter	1	2	3	4	5	6	7	8	9	AB	R	H	RBI	BB	SO	LOB
Dave Cash, R (1, 4) OBP: 0.350, SLG: 0.357	F9		F3		F8		F9		F8	5	0	0	0	0	0	6
Larry Bowa, S (1, 6) OBP: 0.305, SLG: 0.309	P5		1-3 3-H 2B			1B 1B		G3		4	0	2	1	0	0	0
Mike Schmidt, R (1, 5) OBP: 0.410, SLG: 0.611	K		K			F9		K		4	0	0	0	0	3	3
Greg Luzinski, R (1, 7) OBP: 0.356, SLG: 0.492		K		G6-4-3 1B		1-3 1B		L6		4	0	2	0	0	1	0
Dick Allen, R (1, 3) OBP: 0.365, SLG: 0.521		6-3		G6-4-3 1-2f		K			1B SH 1B	4	1	1	0	0	1	3
Tom Hutton, L (9, 3) OBP: 0.377, SLG: 0.311										0	0	0	0	0	0	0
Jay Johnstone, L (1, 9) OBP: 0.356, SLG: 0.453		1-3		L8		P6			SH 1-3 1B	4	0	1	0	0	0	2
Jerry Martin, R (9, PR) OBP: 0.389, SLG: 0.424										0	0	0	0	0	0	0
(9, 9)																
Garry Maddox, R (1, 8) OBP: 0.370, SLG: 0.473			6-3		BB		K		F9	3	0	0	0	1	1	2
Bob Boone, R (1, 2) OBP: 0.409, SLG: 0.452			1B 2B 2B		F9		2B		SH 1-2 3-H	3	1	2	1	0	0	1
Jim Kaat, L (1, 1) OBP: 0.250, SLG: 0.368			2B 2-3 1B		F7		F5		F9	3	0	1	0	0	0	2
Gene Garber, R (8, 1) OBP: 0.500, SLG: 0.250										0	0	0	0	0	0	0
Tim McCarver, L (9, PH) OBP: 0.460, SLG: 0.449										1	0	0	0	0	0	2
Ron Reed, R (9, 1) OBP: 0.250, SLG: 0.333										0	0	0	0	0	0	0
Inning Stats	R: 0 E: 0 K: 1 S: 5 H: 0 LOB: 0 BB: 0 P: 5	R: 0 E: 0 K: 1 S: 5 H: 0 LOB: 0 BB: 0 P: 5	R: 1 E: 0 K: 1 S: 8 H: 3 LOB: 2 BB: 0 P: 8	R: 0 E: 0 K: 0 S: 3 H: 1 LOB: 0 BB: 0 P: 3	R: 0 E: 0 K: 0 S: 3 H: 0 LOB: 1 BB: 1 P: 7	R: 0 E: 0 K: 1 S: 7 H: 2 LOB: 2 BB: 0 P: 7	R: 0 E: 0 K: 1 S: 6 H: 1 LOB: 1 BB: 0 P: 6	R: 0 E: 0 K: 1 S: 5 H: 0 LOB: 0 BB: 0 P: 5	R: 1 E: 1 K: 0 S: 6 H: 2 LOB: 2 BB: 0 P: 6	1B: 6 2B: 3 3B: 0 HR: 0 SF: 0 SAC: 1 DP: 1 HBP: 0	WP: 0 PB: 0 SB: 0 CS: 0 PA: 37					

PITCHER		IP	WLS	BF	H	R	ER	SO	BB	IBB	HBP	BLK	WP	HR	S	P	ERA	WHIP
Don Stanhouse, R ERA: 2.19	(1, 1)	8.0		31	7	1	1	6	1	0	0	0	0	0	42	46	1.12	1.000
Dale Murray, R ERA: 3.12	(9, 1)	1.0	L	6	2	1	1	0	0	0	0	0	0	0	6	6	9.00	2.000

PITCHER	IP	WLS	BF	H	R	ER	SO	BB	IBB	HBP	BLK	WP	HR	S	P	ERA	WHIP

TOP

Philadelphia Phillies @ Montreal Expos

Jarry Park, Montreal, QB

Tue Jun 29 1976, 7:05 PM EDT

Att. 10,939 - Unknown

livebaseballscorecards.com

AB	35
R	2
H	9
RBI	2
BB	1
SO	6
LOB	21

BOTTOM

Philadelphia Phillies @ Montreal Expos

Jarry Park, Montreal, QB

Tue Jun 29 1976, 7:05 PM EDT

Att. 10,939 - Unknown

livebaseballscorecards.com

Batter	1	2	3	4	5	6	7	8	9	AB	R	H	RBI	BB	SO	LOB
Pepe Mangual, R (1, 8) OBP: 0.407, SLG: 0.382	1B		5-3		L5			E 1B K2-5-2 BB		3	0	1	0	1	0	0
Tim Foli, R (1, 6) OBP: 0.274, SLG: 0.385	F8		F8			F7		E7 1-3 1B		4	0	1	0	0	0	1
Pete Mackanin, R (1, 4) OBP: 0.265, SLG: 0.370	G6-4-3 1-2 1B			6-3		F8		K2-5-2 3-3		4	0	1	0	0	1	2
Jose Morales, R (1, 3) OBP: 0.321, SLG: 0.475	G6-4-3 1-2f			BB 1B		L6			F9	4	0	1	0	0	0	2
Barry Foote, R (1, 2) OBP: 0.266, SLG: 0.369		6-3		L8			HR		F7	4	1	1	1	0	0	1
Bombo Rivera, R (1, 7) OBP: 0.323, SLG: 0.368 Pat Scanlon, L (9, PH) OBP: 0.261, SLG: 0.409 Jerry White, S (9, PR) OBP: 0.299, SLG: 0.326		4-3		BB 1-2 BB			6-3		1B	2 1 0	0 0 0	0 1 0	0 0 0	1 0 0	0 0 0	0 0 0
Gary Roenicke, R (1, 9) OBP: 0.256, SLG: 0.364		FC6-4 1B		K			6-3		K	4	0	1	0	0	2	3
Larry Parrish, R (1, 5) OBP: 0.269, SLG: 0.314		FC6-4 1-2f			L8		3B			3	0	1	0	0	0	1
Don Stanhouse, R (1, 1) OBP: 0.471, SLG: 0.429 Jim Lyttle, L (8, PH) OBP: 0.333, SLG: 0.473 Dale Murray, R (9, 1)			5-3		P5			4-3		2 1 0	0 0 0	0 0 0	0 0 0	0 0 0	0 0 0	0 0 0
Inning Stats	R: 0 E: 0 K: 0 S: 4 H: 2 LOB: 1 BB: 0 P: 4	R: 0 E: 0 K: 0 S: 4 H: 1 LOB: 1 BB: 0 P: 4	R: 0 E: 0 K: 0 S: 3 H: 0 LOB: 0 BB: 0 P: 3	R: 0 E: 0 K: 1 S: 6 H: 1 LOB: 2 BB: 1 P: 10	R: 0 E: 0 K: 0 S: 3 H: 0 LOB: 0 BB: 0 P: 3	R: 0 E: 0 K: 0 S: 3 H: 0 LOB: 0 BB: 0 P: 3	R: 1 E: 0 K: 0 S: 4 H: 2 LOB: 1 BB: 0 P: 4	R: 0 E: 1 K: 1 S: 5 H: 1 LOB: 2 BB: 1 P: 9	R: 0 E: 0 K: 1 S: 6 H: 1 LOB: 1 BB: 0 P: 6	1B: 6 2B: 1 3B: 1 HR: 1	SF: 0 SAC: 0 DP: 2 HBP: 0						

	AB	32
	R	1
	H	8
	RBI	1
	BB	2
	SO	3
	LOB	10

WP: 0 PB: 0 SB: 0 CS: 0 PA: 34

PITCHER		IP	WLS	BF	H	R	ER	SO	BB	IBB	HBP	BLK	WP	HR	S	P	ERA	WHIP
Jim Kaat, L ERA: 3.06	(1, 1)	7.0		26	6	1	1	1	1	0	0	0	0	1	27	31	1.29	1.000
Gene Garber, R ERA: 2.49	(8, 1)	1.0	W	4	1	0	0	1	1	0	0	0	0	0	5	9	0.00	2.000
Ron Reed, R ERA: 2.86	(9, 1)	1.0	S	4	1	0	0	1	0	0	0	0	0	0	6	6	0.00	1.000

PITCHER	IP	WLS	BF	H	R	ER	SO	BB	IBB	HBP	BLK	WP	HR	S	P	ERA	WHIP

Batter	1	2	3	4	5	6	7	8	9	AB	R	H	RBI	BB	SO	LOB
Pepe Mangual, R (1, 8) OBP: 0.404, SLG: 0.379	S S S 0-3 ① K		S S S 0-3 ① K		x 0-0 E5 1-2			x 0-0 1B		4	0	1	0	0	2	1
Tim Foli, R (1, 6) OBP: 0.273, SLG: 0.387	x 0-0 2B		x 0-0 ② F8		x 0-0 ③ 6-3			x 0-0 ② F8		4	0	1	0	0	0	3
Mike Jorgensen, L (1, 7) OBP: 0.323, SLG: 0.341	S S S 0-3 ② K		x 0-0 ③ G3			x 0-0 ① L4		S S S 0-3 ③ K		4	0	0	0	0	2	2
Pete Mackanin, R (1, 4) OBP: 0.261, SLG: 0.364	x 0-0 ③ F7			S S S 0-3 ① K		x 0-0 ② F5			S S S 0-3 ① K	4	0	0	0	0	2	1
Barry Foote, R (1, 2) OBP: 0.266, SLG: 0.366		S S S 0-3 ① K		x 0-0 ② 5-3		S S S 0-3 ③ K			x 0-0 FC6-5 1B 1B	4	0	1	0	0	2	0
Jim Lyttle, L (1, 9) OBP: 0.344, SLG: 0.466		B B B B 4-0 FC5-4 BB		x 0-0 ③ F8			x 0-0 ① F8		x 0-0 1-2 1B	3	0	1	0	1	0	0
Andre Thornton, R (1, 3) OBP: 0.324, SLG: 0.375		x 0-0 ② FC5-4 1B 1-2f			x 0-0 ① P6		S S S 0-3 ② K		x 0-0 ② F8	4	0	0	0	0	1	3
Larry Parrish, R (1, 5) OBP: 0.273, SLG: 0.314		x 0-0 1-3 1B			B B B B 4-0 FC1-6 BB		x 0-0 ③ F7		x 0-0 ③ FC6-5 2-3f	3	0	1	0	1	0	2
Woodie Fryman, R (1, 1) OBP: 0.065, SLG: 0.065		x 0-0 ③ F9			x 0-0 ② FC1-6 E 1-2f			x 0-0 ① F8		2	0	0	0	0	0	3
Don Carrithers, R (6, 1) OBP: 0.063, SLG: 0.063										0	0	0	0	0	0	0
Jim Dwyer, L (8, PH) OBP: 0.304, SLG: 0.275										1	0	0	0	0	0	0
Dale Murray, R (8, 1)										0	0	0	0	0	0	0
Inning Stats	R: 0 H: 1 E: 0 LOB: 1 K: 2 BB: 0 S: 8 P: 8	R: 0 H: 1 E: 0 LOB: 2 K: 1 BB: 1 S: 6 P: 10	R: 0 H: 0 E: 0 LOB: 0 K: 1 BB: 0 S: 5 P: 5	R: 0 H: 0 E: 0 LOB: 0 K: 1 BB: 0 S: 5 P: 5	R: 0 H: 0 E: 1 LOB: 2 K: 0 BB: 1 S: 4 P: 8	R: 0 H: 0 E: 0 LOB: 0 K: 1 BB: 0 S: 5 P: 5	R: 0 H: 0 E: 0 LOB: 0 K: 1 BB: 0 S: 5 P: 5	R: 0 H: 1 E: 0 LOB: 1 K: 1 BB: 0 S: 6 P: 6	R: 0 H: 2 E: 0 LOB: 2 K: 1 BB: 0 S: 7 P: 7	1B: 4 SF: 0 2B: 1 SAC: 0 3B: 0 DP: 0 HR: 0 HBP: 0						WP: 0 PA: 35 PB: 0 SB: 0 CS: 0	

PITCHER	IP	WLS	BF	H	R	ER	SO	BB	IBB	HBP	BLK	WP	HR	S	P	ERA	WHIP
Lynn McGlothen, R (1, 1) ERA: 3.69	9.0	W	35	5	0	0	9	2	0	0	0	0	0	51	59	0.00	0.778

PITCHER	IP	WLS	BF	H	R	ER	SO	BB	IBB	HBP	BLK	WP	HR	S	P	ERA	WHIP

Montreal Expos @ St. Louis Cardinals

Busch Stadium, St. Louis, MO

Fri Jul 02 1976, 7:05 PM CDT

Att. 8,923 - Unknown

TOP

livebaseballscorecards.com

AB	33
R	0
H	5
RBI	0
BB	2
SO	9
LOB	15

Batter	1	2	3	4	5	6	7	8	9	AB	R	H	RBI	BB	SO	LOB
Jerry Mumphrey, S (1, 8) OBP: 0.333, SLG: 0.386	0-0 3B		BBB 4-0 1-2 BB		0-0 S 2B 2-H 1B		0-0 ① 4-3			3	1	2	1	1	0	0
Don Kessinger, S (1, 6) OBP: 0.313, SLG: 0.323	0-0 ① F7		0-0 ② F9		0-0 F8 1-H 2B		0-0 ② 1-4-3			4	0	1	1	0	0	3
Lou Brock, L (1, 7) OBP: 0.307, SLG: 0.357	SSS 0-3 ② K		SSS 0-3 ③ K		0-0 ② F8 2-3		0-0 ③ 4-3			4	0	0	0	0	2	4
Ted Simmons, S (1, 3) OBP: 0.345, SLG: 0.354 Keith Hernandez, L (9, 3) OBP: 0.301, SLG: 0.273	SSS 0-3 ③ K			SSS 0-3 ① K	0-0 ③ 6-3			0-0 ① F8		4 0	0 0	0 0	0 0	0 0	2 0	2 0
Joe Ferguson, R (1, 2) OBP: 0.304, SLG: 0.361		0-0 ① 4-3		0-0 1B 1B		0-0 ① F3		0-0 ② F8		4	0	1	0	0	0	0
Mike Anderson, R (1, 9) OBP: 0.380, SLG: 0.349		0-0 ② P3		0-0 G6-4-3 1-3 1B		BBB 4-0 1B FC6-4 BB		0-0 ③ F8		3	1	1	0	1	0	0
Hector Cruz, R (1, 5) OBP: 0.249, SLG: 0.339		0-0 ③ 6-3		0-0 ② ③ G6-4-3 1-2f		0-0 FC6-4 1-3 1B				3	0	1	0	0	0	2
Mike Tyson, R (1, 4) OBP: 0.309, SLG: 0.417			0-0 FC5-6 1B		0-0 SH5-4 1B 1B		0-0 ② FC6-4 1-2f 3-H			3	1	2	1	0	0	1
Lynn McGlothen, L (1, 1) OBP: 0.171, SLG: 0.147			0-0 ① FC5-6 BB 1-2f		0-0 ① SH5-4 1-2		0-0 ③ F3			2	0	0	0	0	0	2
Inning Stats	R: 0 H: 1 E: 0 LOB: 1 K: 2 BB: 0 S: 8 P: 8	R: 0 H: 0 E: 0 LOB: 0 K: 0 BB: 0 S: 3 P: 3	R: 0 H: 1 E: 0 LOB: 2 K: 1 BB: 1 S: 6 P: 10	R: 0 H: 2 E: 0 LOB: 1 K: 1 BB: 0 S: 6 P: 6	R: 2 H: 3 E: 0 LOB: 1 K: 0 BB: 0 S: 6 P: 6	R: 1 H: 1 E: 0 LOB: 1 K: 0 BB: 1 S: 4 P: 8	R: 0 H: 0 E: 0 LOB: 0 K: 0 BB: 0 S: 3 P: 3	R: 0 H: 0 E: 0 LOB: 0 K: 0 BB: 0 S: 3 P: 3		1B: 6 SF: 0 2B: 1 SAC: 1 3B: 1 DP: 1 HR: 0 HBP: 0						WP: 0 PA: 33 PB: 0 SB: 1 CS: 0

PITCHER		IP	WLS	BF	H	R	ER	SO	BB	IBB	HBP	BLK	WP	HR	S	P	ERA	WHIP
Woodie Fryman, L ERA: 3.71	(1, 1)	5.1	L	25	8	3	3	4	2	0	0	0	0	0	31	39	5.06	1.875
Don Carrithers, R ERA: 4.55	(6, 1)	1.2		5	0	0	0	0	0	0	0	0	0	0	5	5	0.00	0.000
Dale Murray, R ERA: 3.06	(8, 1)	1.0		3	0	0	0	0	0	0	0	0	0	0	3	3	0.00	0.000

PITCHER	IP	WLS	BF	H	R	ER	SO	BB	IBB	HBP	BLK	WP	HR	S	P	ERA	WHIP

BOTTOM

Montreal Expos @ St. Louis Cardinals

Busch Stadium, St. Louis, MO

Fri Jul 02 1976, 7:05 PM CDT

Att. 8,923 - Unknown

livebaseballscorecards.com

AB	30
R	3
H	8
RBI	3
BB	2
SO	4
LOB	14

Batter	1	2	3	4	5	6	7	8	9	AB	R	H	RBI	BB	SO	LOB
Pepe Mangual, R (1, 8) OBP: 0.399, SLG: 0.374	S 1B		K		F8		F7		6-3	5	0	1	0	0	1	0
Tim Foli, R (1, 6) OBP: 0.277, SLG: 0.393	F7 1-2		1B		2B			6-3		4	0	2	0	0	0	1
Jose Morales, R (8, 2) OBP: 0.321, SLG: 0.475										0	0	0	0	0	0	0
Pete Mackanin, R (1, 4) OBP: 0.257, SLG: 0.358	F8		F9		F9			F9		4	0	0	0	0	0	3
Jim Lyttle, L (1, 9) OBP: 0.338, SLG: 0.452	K		K		K			1B 1B		4	0	1	0	0	3	3
Mike Jorgensen, L (1, 7) OBP: 0.327, SLG: 0.345		F8		G6-4-3 1B	K	1-3		BB 1B 1-3		4	0	2	0	0	1	0
Barry Foote, R (1, 2) OBP: 0.266, SLG: 0.359		E7		G6-4-3 1-2f	1-3			BB 1-2		3	0	0	0	1	0	1
Pepe Frias, R (8, PR) OBP: 0.306, SLG: 0.281										0	0	0	0	0	0	0
(8, 6)																
Andre Thornton, R (1, 3) OBP: 0.323, SLG: 0.378		5-3		2B		F8		5-3		4	0	1	0	0	0	4
Larry Parrish, R (1, 5) OBP: 0.281, SLG: 0.313		BB		BB				G3-6-3 BB	F7	1	0	0	0	3	0	0
Steve Rogers, R (1, 1) OBP: 0.143, SLG: 0.143		6-3		3-1						1	0	0	0	0	0	2
Jim Dwyer, L (4, PH) OBP: 0.301, SLG: 0.272										1	0	0	0	0	0	2
Dan Warthen, S (4, 1)										0	0	0	0	0	0	0
Jerry White, S (7, PH) OBP: 0.298, SLG: 0.324										1	0	0	0	0	0	1
Fred Scherman, L (7, 1) OBP: 0.250, SLG: 0.250										0	0	0	0	0	0	0
Steve Dunning, R (7, 1)										0	0	0	0	0	0	0
Bombo Rivera, R (9, PH) OBP: 0.317, SLG: 0.362							G3-6-3 1-2f		K	1	0	0	0	0	1	0
Inning Stats	R: 0 E: 0 K: 1 S: 6 H: 1 LOB: 1 BB: 0 P: 6	R: 0 E: 1 K: 0 S: 4 H: 0 LOB: 2 BB: 1 P: 8	R: 0 E: 0 K: 2 S: 8 H: 1 LOB: 1 BB: 0 P: 8	R: 0 E: 0 K: 0 S: 4 H: 2 LOB: 2 BB: 1 P: 8	R: 0 E: 0 K: 1 S: 6 H: 1 LOB: 1 BB: 0 P: 6	R: 0 E: 0 K: 1 S: 5 H: 0 LOB: 0 BB: 0 P: 5	R: 0 E: 0 K: 0 S: 2 H: 0 LOB: 0 BB: 1 P: 6	R: 0 E: 0 K: 0 S: 5 H: 2 LOB: 3 BB: 1 P: 9	R: 0 E: 0 K: 1 S: 5 H: 0 LOB: 0 BB: 0 P: 5	1B: 5 2B: 2 3B: 0 HR: 0	SF: 0 SAC: 0 DP: 2 HBP: 0						

PITCHER		IP	WLS	BF	H	R	ER	SO	BB	IBB	HBP	BLK	WP	HR	S	P	ERA	WHIP
John Denny, R ERA: 3.4	(1, 1)	9.0	W	37	7	0	0	6	4	0	0	0	0	0	45	61	0.00	1.222

PITCHER	IP	WLS	BF	H	R	ER	SO	BB	IBB	HBP	BLK	WP	HR	S	P	ERA	WHIP

TOP

Montreal Expos @ St. Louis Cardinals

Busch Stadium, St. Louis, MO

Sat Jul 03 1976, 7:05 PM CDT

Att. 12,659 - Unknown

livebaseballscorecards.com

AB	33
R	0
H	7
RBI	0
BB	4
SO	6
LOB	17

WP: 0 PB: 0 SB: 1 CS: 0 PA: 37

Batter	1	2	3	4	5	6	7	8	9	AB	R	H	RBI	BB	SO	LOB
Jerry Mumphrey, S (1, 8) OBP: 0.337, SLG: 0.387	0-0 1B 1B 1B	0-0 ② 6-3	0-0 ③ 1-3			0-0 ② 1-3	0-0 1-2 2-3 HBP 1B			5	1	2	0	0	0	3
Don Kessinger, S (1, 6) OBP: 0.318, SLG: 0.326	0-0 1-3 1B 3B 1B	0-0 1B		0-0 ① P6		0-0 ③ F9	H 1-0 1-2 2-3 3-H HBP			4	1	2	1	0	0	0
Lou Brock, L (1, 7) OBP: 0.310, SLG: 0.363 Vic Harris, S (7, PH) OBP: 0.304, SLG: 0.343 (8, 7)	0-0 1-2 3-H 3B 1B	S S S 0-3 ③ K		0-0 CS 2B			1-6-3 F7			4 1	1 0	2 0	1 0	0 0	1 0	1 3
Ted Simmons, S (1, 3) OBP: 0.347, SLG: 0.364 Keith Hernandez, L (8, 3) OBP: 0.298, SLG: 0.270	0-0 1-H 2-H 1B 3B		0-0 ① G1	0-0 ②③ P4 2-3			0-0 3B 1B	0-0 ① F7		4 1	2 0	2 0	2 0	0 0	0 0	1 0
Willie Crawford, L (1, 9) OBP: 0.388, SLG: 0.473	0-0 3-H 1B		B B B B 4-0 4-3 1B 1B BB		0-0 ① 3-1		0-0 1-H E 3B	0-0 5-3 1B		4	2	3	2	1	0	0
Joe Ferguson, R (1, 2) OBP: 0.309, SLG: 0.361	S S S 0-3 ① K		0-0 1B 4-3 1-2 1B		B B B B 4-0 FC6 BB		I I I I 4-0 E 1B IBB	0-0 ② 5-3 1-2		3	1	1	0	2	1	2
Hector Cruz, R (1, 5) OBP: 0.244, SLG: 0.332	S S S 0-3 ② K		0-0 ② 4-3 1-2 2-3		0-0 ② F8		0-0 E5 1B 1B 1-2 HBP 3-H	S S S 0-3 ③ K		5	1	0	1	0	2	6
Mike Tyson, R (1, 4) OBP: 0.313, SLG: 0.416	S S S 0-3 ③ K		I I I I 4-0 1B IBB		0-0 ③ FC6 1-2f		0-0 HBP 1B 1-2 2-H 1B			3	0	1	1	1	1	2
John Denny, R (1, 1) OBP: 0.200, SLG: 0.241		S S S 0-3 ① K	0-0 1-2 2-3 3-H 1B			S S S 0-3 ① K	S S S 0-3 ② K			4	0	1	1	0	3	2
Inning Stats	R: 4 E: 0 K: 3 S: 14 H: 5 LOB: 1 BB: 0 P: 14	R: 0 E: 0 K: 2 S: 8 H: 1 LOB: 1 BB: 0 P: 8	R: 1 E: 0 K: 0 S: 5 H: 2 LOB: 3 BB: 2 P: 13	R: 0 E: 0 K: 0 S: 3 H: 1 LOB: 0 BB: 0 P: 3	R: 0 E: 0 K: 0 S: 3 H: 0 LOB: 1 BB: 1 P: 7	R: 0 E: 0 K: 1 S: 5 H: 0 LOB: 0 BB: 0 P: 5	R: 4 E: 1 K: 1 S: 10 H: 4 LOB: 3 BB: 1 P: 15	R: 0 E: 0 K: 1 S: 6 H: 1 LOB: 1 BB: 0 P: 6		1B: 11 2B: 1 3B: 2 HR: 0 SF: 0 SAC: 0 DP: 0 HBP: 1						WP: 0 PB: 0 SB: 0 CS: 1 PA: 43

PITCHER		IP	WLS	BF	H	R	ER	SO	BB	IBB	HBP	BLK	WP	HR	S	P	ERA	WHIP
Steve Rogers, R ERA: 4.07	(1, 1)	3.0	L	19	8	5	5	5	1	1	0	0	0	0	27	35	15.00	3.000
Dan Warthen, L ERA: 5.69	(4, 1)	3.0		10	1	0	0	1	1	0	0	0	0	0	11	15	0.00	0.667
Fred Scherman, L ERA: 5.21	(7, 1)	0.2		9	4	4	3	1	0	1	1	0	0	0	9	14	40.50	6.000
Steve Dunning, R ERA: 4.54	(7, 1)	1.1		5	1	0	0	1	0	0	0	0	0	0	7	7	0.00	0.750

PITCHER	IP	WLS	BF	H	R	ER	SO	BB	IBB	HBP	BLK	WP	HR	S	P	ERA	WHIP

BOTTOM

Montreal Expos @ St. Louis Cardinals

Busch Stadium, St. Louis, MO

Sat Jul 03 1976, 7:05 PM CDT

Att. 12,659 - Unknown

livebaseballscorecards.com

AB	38
R	9
H	14
RBI	9
BB	4
SO	8
LOB	20

Montreal Expos @ St. Louis Cardinals

Busch Stadium, St. Louis, MO

Sun Jul 04 1976, 3:33 AM CDT

Att. 13,789 - Unknown

TOP

livebaseballscorecards.com

Batter	1	2	3	4	5	6	7	8	9	AB	R	H	RBI	BB	SO	LOB
Pepe Mangual, R (1, 8) (8, 7) OBP: 0.399, SLG: 0.380	F9 S 6-3 1B	E7 1-H 2-H 2B			5-3		P4		E6 1-2	5	1	2	1	0	0	2
Tim Foli, R (1, 6) OBP: 0.272, SLG: 0.385	F9 1-3	F7			P4			P4	FC5 2-3f	5	0	0	0	0	0	4
Pete Mackanin, R (1, 4) OBP: 0.257, SLG: 0.354	6-3 3-H		F8			6-3		BBBB 1B		3	0	0	1	1	0	0
Andre Thornton, R (1, 3) OBP: 0.321, SLG: 0.371	6-3		F9			BBBB 1-3 BB		F9		3	0	0	0	1	0	1
Barry Foote, R (1, 2) OBP: 0.267, SLG: 0.359		1B 1B 1B	P4			1-3 1-2		1-3 1B		3	1	1	0	0	0	1
Jose Morales, R (7, 2) OBP: 0.329, SLG: 0.481										1	0	1	0	0	0	0
Bombo Rivera, R (1, 7) OBP: 0.303, SLG: 0.344		F9		6-3		F7		SSS K		3	0	0	0	0	0	2
Jerry White, S (8, PH) (8, 8) OBP: 0.296, SLG: 0.322										1	0	0	0	0	1	2
Gary Roenicke, R (1, 9) OBP: 0.267, SLG: 0.370		1B 1-2 2B 1B		F5			FC3-6 1B		6-3	4	1	2	0	0	0	0
Larry Parrish, R (1, 5) OBP: 0.276, SLG: 0.307		SSS K		SSS K			P5		SSS K	4	0	0	0	0	3	3
Don Stanhouse, R (1, 1) OBP: 0.476, SLG: 0.444		2B 1-2 2-H E 1B			F7		FC3-6 1-2f		FC5 E 1B	4	1	2	1	0	0	1
Dale Murray, R (9, 1)										0	0	0	0	0	0	0
Inning Stats	R: 1 E: 0 K: 0 S: 4 H: 1 LOB: 0 BB: 0 P: 4	R: 3 E: 1 K: 1 S: 9 H: 4 LOB: 1 BB: 0 P: 9	R: 0 E: 0 K: 0 S: 3 H: 0 LOB: 0 BB: 0 P: 3	R: 0 E: 0 K: 1 S: 5 H: 0 LOB: 0 BB: 0 P: 5	R: 0 E: 0 K: 0 S: 3 H: 0 LOB: 0 BB: 0 P: 3	R: 0 E: 0 K: 0 S: 3 H: 0 LOB: 1 BB: 1 P: 7	R: 0 E: 0 K: 0 S: 4 H: 1 LOB: 1 BB: 0 P: 4	R: 0 E: 0 K: 1 S: 6 H: 1 LOB: 2 BB: 1 P: 10	R: 0 E: 1 K: 1 S: 7 H: 1 LOB: 2 BB: 0 P: 7	1B: 7 2B: 1 3B: 0 HR: 0 SF: 0 SAC: 0 DP: 0 HBP: 0							

AB	36
R	4
H	8
RBI	3
BB	2
SO	4
LOB	16

WP: 0 PB: 0 SB: 1 CS: 0 PA: 38

PITCHER		IP	WLS	BF	H	R	ER	SO	BB	IBB	HBP	BLK	WP	HR	S	P	ERA	WHIP
Pete Falcone, L ERA: 4.05	(1, 1)	6.0	L	24	5	4	3	2	1	0	0	0	0	0	27	31	4.50	1.000
Bill Greif, R ERA: 5.4	(7, 1)	3.0		14	3	0	0	2	1	0	0	0	0	0	17	21	0.00	1.333

PITCHER	IP	WLS	BF	H	R	ER	SO	BB	IBB	HBP	BLK	WP	HR	S	P	ERA	WHIP

Batter	1	2	3	4	5	6	7	8	9	AB	R	H	RBI	BB	SO	LOB
Jerry Mumphrey, S (1, 8) OBP: 0.341, SLG: 0.388	4-3		G5-4-3 1B 1-2	E9 1B 2-H			G3		K 1-2	5	0	2	0	0	1	1
Don Kessinger, S (1, 6) OBP: 0.317, SLG: 0.322 Ron Fairly, L (9, PH) OBP: 0.404, SLG: 0.325 Lee Richard, R (9, PR) OBP: 0.114, SLG: 0.061	F7		G5-4-3 1-2f 2-3	F8			BB		BB	3 0 0	0 0 0	0 0 0	0 0 0	1 1 0	0 0 0	3 0 0
Lou Brock, L (1, 7) OBP: 0.312, SLG: 0.359	F8		1B BB		F7		K		BB 1-2 2-3	3	0	0	0	2	1	1
Ted Simmons, S (1, 3) OBP: 0.348, SLG: 0.368		FC6-5 2B	FC4-6 1B 1-2 3-H		3-1		F7		5-3	5	0	2	1	0	0	4
Willie Crawford, L (1, 9) OBP: 0.382, SLG: 0.464		FC6-5 BB 2-3	FC4-6 1-2f		3-1			G3		4	0	0	0	0	0	3
Joe Ferguson, R (1, 2) OBP: 0.312, SLG: 0.357		BB 1-2		F5		BB		F9		2	0	0	0	2	0	0
Hector Cruz, R (1, 5) OBP: 0.240, SLG: 0.326		K		K		K		F5		4	0	0	0	0	3	3
Mike Tyson, R (1, 4) OBP: 0.313, SLG: 0.414 Bake McBride, L (9, PH) OBP: 0.400, SLG: 0.427		P4		E 1B		F9			FC1-6 1B	3 1	1 0	1 1	0 0	0 0	0 0	3 0
Pete Falcone, L (1, 1) OBP: 0.143, SLG: 0.077 Keith Hernandez, L (6, PH) OBP: 0.296, SLG: 0.267 Bill Greif, R (7, 1) Vic Harris, S (9, PH) OBP: 0.302, SLG: 0.341			G5-4-3 1B 1B BB	E2 E 1B 1-H		F8			FC1-6 BB S 1B 1-2f	1 1 0 1	2 0 0 0	1 0 0 0	1 0 0 0	1 0 0 0	0 0 0 0	0 1 0 1
Inning Stats	R: 0 H: 0 E: 0 LOB: 0 K: 0 BB: 0 S: 3 P: 3	R: 0 H: 1 E: 0 LOB: 2 K: 1 BB: 1 S: 6 P: 10	R: 1 H: 2 E: 0 LOB: 2 K: 0 BB: 2 S: 4 P: 12	R: 2 H: 3 E: 2 LOB: 1 K: 1 BB: 0 S: 8 P: 8	R: 0 H: 0 E: 0 LOB: 0 K: 0 BB: 0 S: 3 P: 3	R: 0 H: 0 E: 0 LOB: 1 K: 1 BB: 1 S: 5 P: 9	R: 0 H: 0 E: 0 LOB: 1 K: 1 BB: 1 S: 5 P: 9	R: 0 H: 0 E: 0 LOB: 0 K: 0 BB: 0 S: 3 P: 3	R: 0 H: 1 E: 0 LOB: 3 K: 1 BB: 2 S: 6 P: 14	1B: 6 2B: 1 3B: 0 HR: 0	SF: 0 SAC: 0 DP: 1 HBP: 0					WP: 0 PB: 0 SB: 1 CS: 0	PA: 40

BOTTOM

Montreal Expos @ St. Louis Cardinals

Busch Stadium, St. Louis, MO

Sun Jul 04 1976, 3:33 AM CDT

Att. 13,789 - Unknown

livebaseballscorecards.com

AB	33
R	3
H	7
RBI	2
BB	7
SO	5
LOB	20

PITCHER		IP	WLS	BF	H	R	ER	SO	BB	IBB	HBP	BLK	WP	HR	S	P	ERA	WHIP
Don Stanhouse, R ERA: 2.18	(1, 1)	8.2	W	37	7	3	2	5	5	0	0	0	0	0	42	62	2.08	1.385
Dale Murray, R ERA: 3.04	(9, 1)	0.1	S	3	0	0	0	0	2	0	0	0	0	0	1	9	0.00	6.000

PITCHER	IP	WLS	BF	H	R	ER	SO	BB	IBB	HBP	BLK	WP	HR	S	P	ERA	WHIP

Batter	1	2	3	4	5	6	7	8	9	AB	R	H	RBI	BB	SO	LOB
Pete Rose, S (1, 5) OBP: 0.436, SLG: 0.467	4-3		BB: 1B, SF8	2B: 2-H		HR: BB, 1-2	K		BB: FC6-4	2	2	1	1	2	0	0
Bob Bailey, R (6, 5) OBP: 0.367, SLG: 0.588										1	0	0	0	1	1	1
Ken Griffey, L (1, 9) OBP: 0.403, SLG: 0.457	BB: G3, S		1B: 1-3, SF8	4-3		HR: 1-2, 2-3, 3-H		F6	FC6-4: 1-2f	3	2	1	1	2	0	1
Ed Armbrister, R (8, 9) OBP: 0.387, SLG: 0.419										1	0	0	0	0	0	2
Joe Morgan, L (1, 4) OBP: 0.469, SLG: 0.634	G3: 1-3		SF8: 1-2, 3-H		P4	HR: 1-H, 2-H, 3-H		K		3	1	1	5	0	0	1
Bill Plummer, R (7, 2) OBP: 0.364, SLG: 0.563										1	0	0	0	0	1	0
George Foster, R (1, 7) OBP: 0.394, SLG: 0.587	6-3		6-3		F9	6-3		BB: 1B		4	0	0	0	1	0	2
Joel Youngblood, R (8, 7) OBP: 0.317, SLG: 0.342										0	0	0	0	0	0	0
Dan Driessen, L (1, 3) OBP: 0.373, SLG: 0.366		3-1	1B: 2-H		1B	F7		1B: 1-3		5	0	3	1	0	0	0
Johnny Bench, R (1, 2) OBP: 0.352, SLG: 0.422		K	F8		F7		F8	K		4	0	0	0	0	1	2
Dave Concepcion, R (7, 6) OBP: 0.338, SLG: 0.405										1	0	0	0	0	1	2
Cesar Geronimo, L (1, 8) OBP: 0.395, SLG: 0.454		E6: HR		BB: 2B, S		BB: FC4-6, BB	L5		F1-3: 1B	3	3	1	0	2	0	0
Doug Flynn, R (1, 6) OBP: 0.326, SLG: 0.349 (7, 4)		HR: 1-H	F9: 1-2			BB: FC4-6, 1-2	2B		F1-3: 1-2	3	2	1	2	2	0	2
Jack Billingham, R (1, 1) OBP: 0.306, SLG: 0.303		K	K			HR: FC4-6, BB, BB, 1-2f, 2-3	2B: 1-H		F9	5	1	1	1	0	2	4
Inning Stats	R: 0 E: 0 K: 0 S: 3	R: 2 E: 1 K: 2 S: 9	R: 2 E: 0 K: 0 S: 5	R: 1 E: 0 K: 1 S: 6	R: 0 E: 0 K: 0 S: 4	R: 5 E: 0 K: 0 S: 4	R: 1 E: 0 K: 1 S: 6	R: 0 E: 0 K: 2 S: 8	R: 0 E: 0 K: 0 S: 4							
	H: 0 LOB: 1 BB: 1 P: 7	H: 1 LOB: 0 BB: 0 P: 9	H: 2 LOB: 1 BB: 1 P: 9	H: 1 LOB: 1 BB: 1 P: 10	H: 1 LOB: 1 BB: 0 P: 4	H: 1 LOB: 0 BB: 4 P: 20	H: 1 LOB: 1 BB: 1 P: 10	H: 1 LOB: 2 BB: 1 P: 12	H: 1 LOB: 2 BB: 1 P: 8							

PITCHER		IP	WLS	BF	H	R	ER	SO	BB	IBB	HBP	BLK	WP	HR	S	P	ERA	WHIP
Chip Lang, R ERA: 3.98	(1, 1)	3.0	L	15	3	4	2	2	2	0	0	0	0	1	17	25	6.00	1.667
Don Carrithers, R ERA: 4.54	(4, 1)	2.0		9	2	1	1	1	1	0	0	0	0	0	10	14	4.50	1.500
Dan Warthen, L ERA: 6.1	(6, 1)	0.1		4	0	3	3	0	3	0	0	0	0	0	1	13	81.00	9.000
Steve Dunning, R ERA: 4.95	(6, 1)	2.2		14	3	3	3	3	3	0	0	0	0	1	17	29	10.12	2.250
Fred Scherman, L ERA: 5.08	(9, 1)	1.0		5	1	0	0	0	1	0	0	0	0	0	4	8	0.00	2.000

PITCHER	IP	WLS	BF	H	R	ER	SO	BB	IBB	HBP	BLK	WP	HR	S	P	ERA	WHIP

TOP

Cincinnati Reds @ Montreal Expos

Jarry Park, Montreal, QB

Mon Jul 05 1976, 7:05 PM EDT

Att. 14,331 - Unknown

livebaseballscorecards.com

AB	36
R	11
H	9
RBI	11
BB	10
SO	6
LOB	17

1B: 5	SF: 1	WP: 0	PA: 47
2B: 2	SAC: 0	PB: 0	
3B: 0	DP: 0	SB: 2	
HR: 2	HBP: 0	CS: 0	

Batter	1	2	3	4	5	6	7	8	9	AB	R	H	RBI	BB	SO	LOB
Pepe Mangual, R (1, 8) OBP: 0.401, SLG: 0.380	BBBB 4-0 CS BB		SSS 0-3 ② K		SSS 0-3 ③ K			x 0-0 1B 1B		3	0	1	0	1	2	0
Tim Foli, R (1, 6) OBP: 0.275, SLG: 0.387	x 0-0 ①② 4-3 1-2		x 0-0 1B			x 0-0 E5 F3-6-3		x 0-0 FC6-4 1-2 1B		4	0	2	0	0	0	1
Mike Jorgensen, L (1, 7) OBP: 0.325, SLG: 0.343	x 0-0 1B		x 0-0 ③ F6			x 0-0 ① F3-6-3 1-2 ②		x 0-0 ② F8		4	0	1	0	0	0	4
Jose Morales, R (1, 2) OBP: 0.314, SLG: 0.459	x 0-0 ③ F9			x 0-0 ① 5-3		x 0-0 ③ F6-3		x 0-0 ③ FC6-4 1-2f		4	0	0	0	0	0	3
Andre Thornton, R (1, 3) OBP: 0.325, SLG: 0.393		x 0-0 ① 5-3		x 0-0 F6-3 1B			x 0-0 HR		x 0-0 ① F8	4	1	2	1	0	0	0
Jim Lyttle, L (1, 9) OBP: 0.333, SLG: 0.431		x 0-0 ② G3		x 0-0 ②③ F6-3 1-2			x 0-0 ① F8		BBBB 4-0 BB	3	0	0	0	1	0	1
Pete Mackanin, R (1, 4) OBP: 0.261, SLG: 0.368		x 0-0 1B			x 0-0 HR		SSS 0-3 ② K		x 0-0 ② F3	4	1	2	1	0	1	1
Larry Parrish, R (1, 5) OBP: 0.272, SLG: 0.301		x 0-0 ③ F8			SSS 0-3 ① K		SSS 0-3 ③ K		x 0-0 ③ 5-3	4	0	0	0	0	2	2
Chip Lang, R (1, 1) Gary Roenicke, R (3, PH) OBP: 0.264, SLG: 0.366 Don Carrithers, R (4, 1) OBP: 0.063, SLG: 0.063 Jerry White, S (5, PH) OBP: 0.295, SLG: 0.321 Dan Warthen, S (6, 1) Steve Dunning, R (6, 1) Jim Dwyer, L (8, PH) OBP: 0.298, SLG: 0.268 Fred Scherman, L (9, 1) OBP: 0.250, SLG: 0.250			SSS 0-3 ① K		x 0-0 ② F5			x 0-0 ① F4-3		0 1 0 1 0 0 0 1 0	0 0 0 0 0 0 0 0 0	0 1 0 0 0 0 0 0 0	0 0 0 0 0 0 0 0 0	0 1 0 0 0 0 0 0 0	0 0 0 0 0 0 0 0 0	0 0 0 0 0 0 0 0 0
Inning Stats	R: 0 E: 0 K: 0 S: 3 H: 1 LOB: 1 BB: 1 P: 7	R: 0 E: 0 K: 0 S: 4 H: 1 LOB: 1 BB: 0 P: 4	R: 0 E: 0 K: 2 S: 8 H: 1 LOB: 1 BB: 0 P: 8	R: 0 E: 0 K: 0 S: 3 H: 1 LOB: 0 BB: 0 P: 3	R: 1 E: 0 K: 2 S: 8 H: 1 LOB: 0 BB: 0 P: 8	R: 0 E: 1 K: 0 S: 3 H: 0 LOB: 0 BB: 0 P: 3	R: 1 E: 0 K: 2 S: 8 H: 1 LOB: 0 BB: 0 P: 8	R: 0 E: 0 K: 0 S: 5 H: 2 LOB: 2 BB: 0 P: 5	R: 0 E: 0 K: 0 S: 3 H: 0 LOB: 1 BB: 1 P: 7	1B: 6 2B: 1 3B: 0 HR: 2	SF: 0 SAC: 0 DP: 2 HBP: 0						

PITCHER	IP	WLS	BF	H	R	ER	SO	BB	IBB	HBP	BLK	WP	HR	S	P	ERA	WHIP
Jack Billingham, R (1, 1) ERA: 4.64	9.0	W	35	8	2	2	6	2	0	0	0	0	2	45	53	2.00	1.111

PITCHER	IP	WLS	BF	H	R	ER	SO	BB	IBB	HBP	BLK	WP	HR	S	P	ERA	WHIP

Cincinnati Reds @ Montreal Expos

Jarry Park, Montreal, QB

Mon Jul 05 1976, 7:05 PM EDT

Att. 14,331 - Unknown

BOTTOM

livebaseballscorecards.com

AB	33
R	2
H	8
RBI	2
BB	2
SO	6
LOB	12

WP: 0 PB: 0 SB: 0 CS: 1 PA: 35

Batter	1	2	3	4	5	6	7	8	9	AB	R	H	RBI	BB	SO	LOB
Pete Rose, S (1, 5) OBP: 0.437, SLG: 0.466	4-3	4-3		1B	F7		2B E IBB		F9 E 1B	5	2	2	0	1	0	5
Dave Concepcion, R (9, 6) OBP: 0.338, SLG: 0.405				1B						0	0	0	0	0	0	0
Ken Griffey, L (1, 9) OBP: 0.408, SLG: 0.463	BBBB CS BB		F8	1-3 E 1B		CS 1B	1-3 2-H 3-H E 2B		1-2 E4	5	2	3	2	1	0	1
Joe Morgan, L (1, 4) OBP: 0.473, SLG: 0.636	BBBB 1-2 BB		E8 2B	E8 1-H 3-H 1B		1-2 2B	E SF8 IBB		2-3 F9	4	2	2	1	2	0	2
George Foster, R (1, 7) OBP: 0.390, SLG: 0.582	SSS K		2-H 2B	F8		6-3	1-3 2-H 3-H E4 FC5-4		SSS K	6	1	1	2	0	2	6
Dan Driessen, L (1, 3) OBP: 0.374, SLG: 0.375		L6	2-H 2B		F7	BBBB FC4-6 BB	3-H SF8		F9	3	0	1	2	1	0	0
Tony Perez, R (9, PH) OBP: 0.331, SLG: 0.440 (9, 3)										1	0	0	0	0	0	2
Cesar Geronimo, L (1, 8) OBP: 0.395, SLG: 0.462		SF9 3B	SSS K		2B 1B	1-2f FC4-6	1-2f FC5-4			5	1	2	0	0	1	4
Bill Plummer, R (1, 2) OBP: 0.378, SLG: 0.573	BBBB 1B E BB		F8		1-3 2B		SH1-4 BB 2B 1B		4-3	4	1	2	0	1	0	1
Doug Flynn, R (1, 6) OBP: 0.329, SLG: 0.344 (9, 5)	1-2 3-H SF9			F6-3	IBB	BBBB 1-2 2B SH1-4 BB			F6-3	2	1	0	1	2	0	0
Pedro Borbon, R (1, 1) OBP: 0.400, SLG: 0.400	2-3 1B			G3	SSS K		1-2 2-3 SH1-4		4-3	2	0	1	0	0	0	0
Rawly Eastwick, R (4, 1)										2	0	0	0	0	1	3
Don Gullett, R (9, 1) OBP: 0.125, SLG: 0.087										0	0	0	0	0	0	0
Inning Stats	R: 0 E: 0 K: 1 S: 4 H: 0 LOB: 1 BB: 2 P: 12	R: 1 E: 1 K: 0 S: 5 H: 2 LOB: 2 BB: 1 P: 9	R: 2 E: 1 K: 1 S: 8 H: 2 LOB: 1 BB: 0 P: 8	R: 2 E: 1 K: 0 S: 6 H: 3 LOB: 1 BB: 0 P: 6	R: 0 E: 0 K: 1 S: 7 H: 2 LOB: 3 BB: 1 P: 11	R: 0 E: 0 K: 0 S: 4 H: 2 LOB: 2 BB: 1 P: 8	R: 5 E: 1 K: 0 S: 6 H: 2 LOB: 1 BB: 3 P: 18	R: 0 E: 0 K: 0 S: 3 H: 0 LOB: 0 BB: 0 P: 3	R: 0 E: 1 K: 1 S: 7 H: 1 LOB: 2 BB: 0 P: 7	1B: 8 2B: 5 3B: 1 HR: 0 SF: 2 SAC: 1 DP: 0 HBP: 0	WP: 0 PB: 0 SB: 0 CS: 2 PA: 50					

PITCHER		IP	WLS	BF	H	R	ER	SO	BB	IBB	HBP	BLK	WP	HR	S	P	ERA	WHIP
Clay Kirby, R ERA: 4.91	(1, 1)	4.0	L	22	7	5	3	2	3	0	0	0	0	0	23	35	6.75	2.500
Don Carrithers, R ERA: 4.78	(5, 1)	2.1		18	6	5	3	1	2	3	0	0	0	0	15	35	11.57	3.429
Dale Murray, R ERA: 2.95	(7, 1)	1.2		5	0	0	0	0	0	0	0	0	0	0	5	5	0.00	0.000
Fred Scherman, L ERA: 4.95	(9, 1)	1.0		5	1	0	0	1	0	0	0	0	0	0	7	7	0.00	1.000

PITCHER	IP	WLS	BF	H	R	ER	SO	BB	IBB	HBP	BLK	WP	HR	S	P	ERA	WHIP

Cincinnati Reds @ Montreal Expos

Jarry Park, Montreal, QB

Tue Jul 06 1976, 7:05 PM EDT

Att. 14,026 - Unknown

TOP

livebaseballscorecards.com

AB	39
R	10
H	14
RBI	8
BB	8
SO	4
LOB	24

Batter	1	2	3	4	5	6	7	8	9	AB	R	H	RBI	BB	SO	LOB
Pepe Mangual, R (1, 8) OBP: 0.401, SLG: 0.374	F9		BB F4-6-3	F9			F8	BB		3	0	0	0	2	0	2
Jim Dwyer, L (1, 9) OBP: 0.283, SLG: 0.253	4-3		F4-6-3 1-2		4-3		G3	F7		5	0	0	0	0	0	2
Mike Jorgensen, L (1, 7) OBP: 0.332, SLG: 0.348	K			F7	2B		BB		1B BB	3	0	1	0	2	1	0
Andre Thornton, R (1, 3) OBP: 0.332, SLG: 0.399		5-3		3B 1B	1B		K		G6-4-3 1-2 1B	5	1	3	0	0	1	1
Barry Foote, R (1, 2) OBP: 0.276, SLG: 0.377		1B 1B 1B		1-H 1B 3B	L7			1B HR 1B	F7	5	3	3	1	0	0	4
Pete Mackanin, R (1, 4) OBP: 0.267, SLG: 0.373 (9, 6)		1B 1-2 1B		1B 3-H 2B 1B	K			1-2 HR 1B	G6-4-3 1-2f	5	2	3	1	0	1	4
Larry Parrish, R (1, 5) OBP: 0.279, SLG: 0.323		F4-6-3 1-3 2-H 1B		2B 1-2 1B		F7		1-H 2-H HR		4	1	3	4	0	0	0
Pepe Frias, R (1, 6) OBP: 0.308, SLG: 0.314 Tim Foli, R (8, PH) OBP: 0.274, SLG: 0.386 Jim Cox, R (9, 4) OBP: 0.226, SLG: 0.241		F4-6-3 1-2		2B 1-3 2-H 2B		L4		4-3		3 1 0	0 0 0	1 0 0	1 0 0	0 0 0	0 0 0	2 0 0
Clay Kirby, R (1, 1) OBP: 0.154, SLG: 0.167 Jose Morales, R (4, PH) OBP: 0.310, SLG: 0.453 Don Carrithers, R (5, 1) OBP: 0.059, SLG: 0.059 Dale Murray, R (7, 1) Jerry White, S (8, PH) OBP: 0.294, SLG: 0.319 Fred Scherman, L (9, 1) OBP: 0.250, SLG: 0.250			K	P4		4-3		F8		1 1 1 0 1 0	0 0 0 0 0 0	0 0 0 0 0 0	0 0 0 0 0 0	1 0 0 0 0 0	0 2 0 0 0 0	0 0 0 0 0 0
Inning Stats	R: 0 E: 0 K: 1 S: 5 H: 0 LOB: 0 BB: 0 P: 5	R: 1 E: 0 K: 0 S: 5 H: 3 LOB: 1 BB: 0 P: 5	R: 0 E: 0 K: 1 S: 4 H: 0 LOB: 0 BB: 1 P: 8	R: 3 E: 0 K: 0 S: 8 H: 5 LOB: 2 BB: 0 P: 8	R: 0 E: 0 K: 1 S: 7 H: 2 LOB: 2 BB: 0 P: 7	R: 0 E: 0 K: 0 S: 3 H: 0 LOB: 0 BB: 0 P: 3	R: 0 E: 0 K: 1 S: 5 H: 0 LOB: 1 BB: 1 P: 9	R: 3 E: 0 K: 0 S: 6 H: 3 LOB: 1 BB: 1 P: 10	R: 0 E: 0 K: 0 S: 3 H: 1 LOB: 1 BB: 1 P: 7	1B: 10 2B: 2 3B: 1 HR: 1 SF: 0 SAC: 0 DP: 3 HBP: 0						

PITCHER		IP	WLS	BF	H	R	ER	SO	BB	IBB	HBP	BLK	WP	HR	S	P	ERA	WHIP
Pedro Borbon, R ERA: 2.81	(1, 1)	3.1		17	8	4	4	2	1	0	0	0	0	0	20	24	10.80	2.700
Rawly Eastwick, R ERA: 2.76	(4, 1)	4.2	W	21	5	3	3	2	2	0	0	0	0	1	23	31	5.79	1.500
Don Gullett, L ERA: 2.54	(9, 1)	1.0	S	4	1	0	0	0	1	0	0	0	0	0	3	7	0.00	2.000

PITCHER	IP	WLS	BF	H	R	ER	SO	BB	IBB	HBP	BLK	WP	HR	S	P	ERA	WHIP

BOTTOM

Cincinnati Reds @ Montreal Expos

Jarry Park, Montreal, QB

Tue Jul 06 1976, 7:05 PM EDT

Att. 14,026 - Unknown

livebaseballscorecards.com

AB	38
R	7
H	14
RBI	7
BB	4
SO	4
LOB	17

1B: 10	SF: 0	WP: 0	PA: 42		
2B: 2	SAC: 0	PB: 0			
3B: 1	DP: 3	SB: 0			
HR: 1	HBP: 0	CS: 0			

Batter	1	2	3	4	5	6	7	8	9	AB	R	H	RBI	BB	SO	LOB
Pete Rose, S (1, 5) OBP: 0.432, SLG: 0.461	F7		4-3			3-1		FC6-4 2-3		4	0	0	0	0	0	2
Will McEnaney, L (9, 1)										0	0	0	0	0	0	0
Ken Griffey, L (1, 9) OBP: 0.406, SLG: 0.460	F8		K			1B		4-3		4	0	1	0	0	1	2
Joe Morgan, L (1, 4) OBP: 0.470, SLG: 0.629	P5			P6		F9			1B 3B 1B	4	1	1	0	0	0	1
Dan Driessen, L (1, 3) OBP: 0.378, SLG: 0.380		G3		G4-6-3 1B			K		1-2 3B 1B	4	1	2	0	0	1	0
Cesar Geronimo, L (1, 8) OBP: 0.396, SLG: 0.471		4-3		G4-6-3 1-2f			WP 1B 1B		1-H 2-H SF7 3B	4	2	2	2	0	0	1
Mike Lum, L (1, 7) OBP: 0.347, SLG: 0.349		1B			4-3		G5-4-3 1-H 1B		SF7 3-H	3	0	2	2	0	0	0
Bill Plummer, R (1, 2) OBP: 0.365, SLG: 0.551		K			K		G5-4-3 1-2f		5-3	3	0	0	0	0	2	2
Johnny Bench, R (9, PH) OBP: 0.351, SLG: 0.420										1	0	0	0	0	0	0
Doug Flynn, R (1, 6) OBP: 0.326, SLG: 0.348			SH 2B		K			F8	K2-3	4	0	1	0	0	2	0
(9, 5)																
Pat Zachry, R (1, 1) OBP: 0.250, SLG: 0.200			SH 2-3			F7		FC6-4 2B		0	0	0	0	0	0	0
Joel Youngblood, R (6, PH) OBP: 0.310, SLG: 0.333										1	0	0	0	0	0	0
Santo Alcala, R (6, 1) OBP: 0.167, SLG: 0.130										0	0	0	0	0	0	0
Ed Armbrister, R (8, PH) OBP: 0.406, SLG: 0.469										1	0	1	0	0	0	0
Rich Hinton, L (8, 1)										0	0	0	0	0	0	0
Dave Concepcion, R (9, 6) OBP: 0.338, SLG: 0.405										0	0	0	0	0	0	0
Inning Stats	R: 0 E: 0 K: 0 S: 3 H: 0 LOB: 0 BB: 0 P: 3	R: 0 E: 0 K: 1 S: 6 H: 1 LOB: 1 BB: 0 P: 6	R: 0 E: 0 K: 1 S: 6 H: 1 LOB: 1 BB: 0 P: 6	R: 0 E: 0 K: 0 S: 3 H: 1 LOB: 0 BB: 0 P: 3	R: 0 E: 0 K: 2 S: 7 H: 0 LOB: 0 BB: 0 P: 7	R: 0 E: 0 K: 0 S: 4 H: 1 LOB: 1 BB: 0 P: 4	R: 1 E: 0 K: 1 S: 6 H: 2 LOB: 0 BB: 0 P: 6	R: 0 E: 0 K: 0 S: 4 H: 1 LOB: 1 BB: 0 P: 4	R: 3 E: 0 K: 1 S: 8 H: 3 LOB: 0 BB: 0 P: 8	1B: 7 2B: 2 3B: 1 HR: 0 SF: 1 SAC: 1 DP: 2 HBP: 0	WP: 1 PB: 0 SB: 0 CS: 0 PA: 35					

PITCHER	IP	WLS	BF	H	R	ER	SO	BB	IBB	HBP	BLK	WP	HR	S	P	ERA	WHIP
Steve Rogers, R (1, 1) ERA: 4.11	8.0	L	32	10	4	4	5	0	0	0	0	1	0	42	42	4.50	1.250
Dale Murray, R (9, 1) ERA: 2.89	1.0		3	0	0	0	1	0	0	0	0	0	0	5	5	0.00	0.000

PITCHER	IP	WLS	BF	H	R	ER	SO	BB	IBB	HBP	BLK	WP	HR	S	P	ERA	WHIP

TOP

Cincinnati Reds @ Montreal Expos

Jarry Park, Montreal, QB

Wed Jul 07 1976, 7:05 PM EDT

Att. 7,105 - Unknown

livebaseballscorecards.com

AB	33
R	4
H	10
RBI	4
BB	0
SO	6
LOB	8

Batter	1	2	3	4	5	6	7	8	9	AB	R	H	RBI	BB	SO	LOB
Pepe Mangual, R (1, 8) (9, 7) OBP: 0.398, SLG: 0.371	F8		F9		F8			1B		4	0	1	0	0	0	1
Gary Roenicke, R (1, 9) OBP: 0.253, SLG: 0.349	K			K		5-3		K		4	0	0	0	0	3	1
Mike Jorgensen, L (1, 7) (9, 3) OBP: 0.335, SLG: 0.367	HR			F2		F8		1B		4	1	2	1	0	0	0
Andre Thornton, R (1, 3) OBP: 0.330, SLG: 0.392 Jerry White, S (9, 8) OBP: 0.294, SLG: 0.319	P1			1-3		FC5-4 HBP		F8		3 0	0 0	0 0	0 0	0 0	0 0	2 0
Barry Foote, R (1, 2) OBP: 0.270, SLG: 0.369		F6			F5	FC5-4		F7		4	0	0	0	0	0	3
Pete Mackanin, R (1, 4) OBP: 0.270, SLG: 0.372		F6-3			3B BB		4-3 CS 1B		6-3	3	1	1	0	1	0	0
Larry Parrish, R (1, 5) OBP: 0.279, SLG: 0.330		K			1B 3B		4-3		F8	4	1	1	1	0	1	1
Pepe Frias, R (1, 6) OBP: 0.333, SLG: 0.342 Jose Morales, R (9, PH) OBP: 0.307, SLG: 0.448		F6-3			BLK 1B		E5		K	3 1	0 0	2 0	1 0	0 0	0 1	0 0
Steve Rogers, R (1, 1) OBP: 0.129, SLG: 0.129 Dale Murray, R (9, 1)		K			K		K			3 0	0 0	0 0	0 0	0 0	3 0	2 0
Inning Stats	R: 1 H: 1 E: 0 LOB: 0 K: 1 BB: 0 S: 6 P: 6	R: 0 H: 0 E: 0 LOB: 0 K: 1 BB: 0 S: 5 P: 5	R: 0 H: 0 E: 0 LOB: 0 K: 1 BB: 0 S: 5 P: 5	R: 0 H: 0 E: 0 LOB: 0 K: 1 BB: 0 S: 5 P: 5	R: 2 H: 2 E: 0 LOB: 1 K: 1 BB: 1 S: 7 P: 11	R: 0 H: 0 E: 0 LOB: 1 K: 0 BB: 0 S: 3 P: 4	R: 0 H: 2 E: 1 LOB: 1 K: 1 BB: 0 S: 6 P: 6	R: 0 H: 2 E: 0 LOB: 2 K: 1 BB: 0 S: 7 P: 7	R: 0 H: 0 E: 0 LOB: 0 K: 1 BB: 0 S: 5 P: 5	1B: 5 SF: 0 2B: 0 SAC: 0 3B: 1 DP: 0 HR: 1 HBP: 1						WP: 0 PA: 35 PB: 0 SB: 1 CS: 1

Cincinnati Reds @ Montreal Expos

Jarry Park, Montreal, QB

Wed Jul 07 1976, 7:05 PM EDT

Att. 7,105 - Unknown

BOTTOM

livebaseballscorecards.com

AB	33
R	3
H	7
RBI	3
BB	1
SO	8
LOB	10

PITCHER		IP	WLS	BF	H	R	ER	SO	BB	IBB	HBP	BLK	WP	HR	S	P	ERA	WHIP
Pat Zachry, R ERA: 2.63	(1, 1)	5.0		19	3	3	3	5	1	0	0	1	0	1	28	32	5.40	0.800
Santo Alcala, R ERA: 4.92	(6, 1)	2.0		8	2	0	0	1	0	0	1	0	0	0	9	10	0.00	1.000
Rich Hinton, L ERA: 8.71	(8, 1)	1.0	W	5	2	0	0	1	0	0	0	0	0	0	7	7	0.00	2.000
Will McEnaney, L ERA: 3.86	(9, 1)	1.0	S	3	0	0	0	1	0	0	0	0	0	0	5	5	0.00	0.000

PITCHER	IP	WLS	BF	H	R	ER	SO	BB	IBB	HBP	BLK	WP	HR	S	P	ERA	WHIP

Batter	1	2	3	4	5	6	7	8	9	AB	R	H	RBI	BB	SO	LOB
Pepe Mangual, R (1, 8) OBP: 0.407, SLG: 0.369	BBBB 4-0 2B WP BB	X 0-0 F8 ③		BBBB 4-0 BB		CSBBBB 4-2 BB		BBBSB 4-1 1-2 2-3 BB		1	1	0	0	4	0	1
Tim Foli, R (1, 6) OBP: 0.273, SLG: 0.387	SBX 1-1 WP 1-3 FC5-2 2B	X 0-0 F5 ①	X 0-0 4-3 ③		X 0-0 6-3 ③		X 0-0 SF8 ② 3-H		4	0	1	1	0	0	3
Pete Mackanin, R (1, 4) OBP: 0.274, SLG: 0.372 Jim Lyttle, L (8, PH) OBP: 0.329, SLG: 0.424 Pepe Frias, R (8, 4) OBP: 0.333, SLG: 0.342	SBBBBCB 4-2 FC5-2 2-3 3-H BB	SX 0-1 BB 1B	BBBSSX 3-1 F9 ①		X 0-0 1-3 ①	BSSSFBX 2-2 4-3 ③			3 1 0	0 0 0	1 0 0	0 0 0	1 0 0	0 0 0	0 2 0
Andre Thornton, R (1, 3) OBP: 0.332, SLG: 0.406	BCSBFX 2-2 FC5-2 ① 1-3 3-H	BBCBCB 4-2 G6-4-3 1-2 BB	SX 0-1 5-3 ②		SCBBFS 2-3 K ②		BX 1-0 HR		4	1	1	1	1	1	2
Barry Foote, R (1, 2) OBP: 0.268, SLG: 0.364	SBBX 2-1 F6 ②	BCCX 1-2 G6-4-3 ② ③ 1-2f	X 0-0 F7 ③		X 0-0 1B		X 0-0 1-3 ①		5	0	1	0	0	0	4
Larry Parrish, R (1, 5) OBP: 0.277, SLG: 0.325	SBCBX 2-2 F8 ③		SX 0-1 4-3 ①		BSBBB 4-1 HR BB	BSCFBX 2-2 F8 ③			SX 0-1 F9 ②	4	1	0	0	1	0	3
Mike Jorgensen, L (1, 9) OBP: 0.336, SLG: 0.361		CBX 1-1 F7 ①	BBBB 4-0 2B BB		BSCFS 1-3 K ①			SCBBBB 4-2 BB 1B SF8 BB	SCX 0-2 F9 ③	3	2	0	0	2	1	1
Bombo Rivera, R (1, 7) OBP: 0.329, SLG: 0.431		SSBBBFFS 2-3 K ②	SSBBX 1-2 1-H 2B		SSX 0-2 1-H HR			X 0-0 BB 1-2 1B		4	1	3	3	0	1	0
Woodie Fryman, R (1, 1) OBP: 0.088, SLG: 0.088 Dale Murray, R (7, 1) Jose Morales, R (8, PH) OBP: 0.303, SLG: 0.443 Steve Dunning, R (8, 1)		SX 0-1 1B	CBSSS 1-3 K ②		BCCFX 1-2 1-3 ②			CBX 1-1 F6 ①		3 0 1 0	0 0 0 0	1 0 0 0	0 0 0 0	1 0 0 0	1 0 2 0	1 0 2 0
Inning Stats	R: 1 E: 0 K: 0 S: 13 H: 1 LOB: 2 BB: 2 P: 28	R: 0 E: 0 K: 1 S: 10 H: 1 LOB: 1 BB: 0 P: 13	R: 0 E: 0 K: 0 S: 8 H: 1 LOB: 1 BB: 1 P: 13	R: 1 E: 0 K: 1 S: 9 H: 1 LOB: 2 BB: 2 P: 19	R: 0 E: 0 K: 0 S: 5 H: 0 LOB: 0 BB: 0 P: 8	R: 2 E: 0 K: 1 S: 15 H: 1 LOB: 1 BB: 2 P: 25	R: 0 E: 0 K: 1 S: 10 H: 1 LOB: 1 BB: 0 P: 14	R: 1 E: 0 K: 0 S: 12 H: 1 LOB: 2 BB: 2 P: 23	R: 1 E: 0 K: 0 S: 7 H: 1 LOB: 0 BB: 0 P: 8	1B: 4 2B: 2 3B: 0 HR: 2 SF: 1 SAC: 0 DP: 1 HBP: 0						

PITCHER		IP	WLS	BF	H	R	ER	SO	BB	IBB	HBP	BLK	WP	HR	S	P	ERA	WHIP
Mike Cosgrove, L ERA: 5.15	(1, 1)	6.0		29	5	4	4	3	7	0	0	0	1	1	60	106	6.00	2.000
Gene Pentz, R ERA: 4.01	(7, 1)	1.1		8	2	1	1	1	2	0	0	0	0	0	16	29	6.75	3.000
Ken Forsch, R ERA: 2.01	(8, 1)	1.2	W	6	1	1	1	0	0	0	0	0	0	1	13	16	5.40	0.600

PITCHER	IP	WLS	BF	H	R	ER	SO	BB	IBB	HBP	BLK	WP	HR	S	P	ERA	WHIP

TOP

Montreal Expos @ Houston Astros

Astrodome, Houston, TX

Thu Jul 08 1976, 8:05 PM EDT

Att. 6,598 - Dome

livebaseballscorecards.com

AB	33
R	6
H	8
RBI	5
BB	9
SO	4
LOB	19

WP: 1 PB: 0 SB: 0 CS: 0 PA: 43

Montreal Expos @ Houston Astros

Astrodome, Houston, TX

Thu Jul 08 1976, 8:05 PM EDT

Att. 6,598 - Dome

BOTTOM

Batter	1	2	3	4	5	6	7	8	9	AB	R	H	RBI	BB	SO	LOB
Wilbur Howard, S (1, 8) OBP: 0.234, SLG: 0.268	F9	F5		K		G6-4-3 1-2f		4-3		5	0	0	0	0	1	2
Rob Andrews, R (1, 4) OBP: 0.339, SLG: 0.342	1B	F8		F8			F6		6-3	5	1	1	0	0	0	1
Enos Cabell, R (1, 5) OBP: 0.337, SLG: 0.368	1-3 1B	K			5-3		E6 S 2B		E S 1B	5	3	2	0	0	1	0
Bob Watson, R (1, 3) OBP: 0.358, SLG: 0.421	1B 2B BB		F7		6-3		1-H 2B		1B IBB 1-3 IBB	3	2	1	1	2	0	0
Leon Roberts, R (1, 9) (8, 7) OBP: 0.397, SLG: 0.548	2B 1-3 2-H 3-H 1B		F8		E5 2B		K		1B 1-2 IBB	4	1	1	2	1	1	1
Cliff Johnson, R (1, 7) OBP: 0.372, SLG: 0.400 Jose Cruz, L (7, PR) (8, 9) OBP: 0.390, SLG: 0.385	1-3 3-H 2B		BB		1-H 2B		2-H 2B		1-2 2-3 3-H 1B	3 1	0 0	3 1	3 1	1 0	0 0	0 0
Ed Herrmann, L (1, 2) OBP: 0.261, SLG: 0.286	F5		F2		K		G3			4	0	0	0	0	1	5
Roger Metzger, S (1, 6) OBP: 0.323, SLG: 0.319	IBB			SH1-4 1B		F2		6-3		3	0	1	0	1	0	0
Mike Cosgrove, L (1, 1) OBP: 0.167, SLG: 0.091 Greg Gross, L (6, PH) OBP: 0.360, SLG: 0.335 Gene Pentz, R (7, 1) OBP: 0.250, SLG: 0.250 Ken Forsch, R (8, 1) OBP: 0.250, SLG: 0.143	4-3			SH1-4 1-2		G6-4-3 1B		4-3		1 1 0 1	0 0 0 0	0 1 0 0	0 0 0 0	0 0 0 0	0 0 0 0	3 0 0 0
Inning Stats	R: 3 E: 0 K: 0 S: 14 H: 4 LOB: 3 BB: 2 P: 26	R: 0 E: 0 K: 1 S: 10 H: 0 LOB: 0 BB: 0 P: 15	R: 0 E: 0 K: 0 S: 11 H: 0 LOB: 1 BB: 1 P: 19	R: 0 E: 0 K: 1 S: 7 H: 1 LOB: 1 BB: 0 P: 11	R: 1 E: 1 K: 1 S: 9 H: 1 LOB: 1 BB: 0 P: 12	R: 0 E: 0 K: 0 S: 5 H: 1 LOB: 0 BB: 0 P: 8	R: 2 E: 1 K: 1 S: 11 H: 2 LOB: 1 BB: 0 P: 19	R: 0 E: 0 K: 0 S: 6 H: 0 LOB: 0 BB: 0 P: 10	R: 1 E: 0 K: 0 S: 8 H: 2 LOB: 3 BB: 2 P: 20	1B: 6 2B: 5 3B: 0 HR: 0 SF: 0 SAC: 1 DP: 1 HBP: 0						

livebaseballscorecards.com

AB	36
R	7
H	11
RBI	7
BB	5
SO	4
LOB	12

WP: 0 PA: 42
PB: 0
SB: 3
CS: 0

PITCHER		IP	WLS	BF	H	R	ER	SO	BB	IBB	HBP	BLK	WP	HR	S	P	ERA	WHIP
Woodie Fryman, L ERA: 3.74	(1, 1)	6.1		31	8	6	3	3	2	1	0	0	0	0	60	100	4.26	1.579
Dale Murray, R ERA: 2.86	(7, 1)	0.2		3	1	0	0	1	0	0	0	0	0	0	7	10	0.00	1.500
Steve Dunning, R ERA: 5.02	(8, 1)	1.1	L	8	2	1	1	0	0	2	0	0	0	0	14	30	6.75	1.500

PITCHER		IP	WLS	BF	H	R	ER	SO	BB	IBB	HBP	BLK	WP	HR	S	P	ERA	WHIP

Batter	1	2	3	4	5	6	7	8	9	AB	R	H	RBI	BB	SO	LOB
Pepe Mangual, R (1, 8) OBP: 0.400, SLG: 0.362	F9			5-3		K			K	4	0	0	0	0	2	0
Jim Lyttle, L (1, 9) OBP: 0.311, SLG: 0.400	F7			4-3		6-3			K	4	0	0	0	0	1	0
Mike Jorgensen, L (1, 7) OBP: 0.330, SLG: 0.354	3-1			F7			F8		G3	4	0	0	0	0	0	0
Andre Thornton, R (1, 3) OBP: 0.336, SLG: 0.403		L1-4 S BB			K		FC5-4 BB			1	0	0	0	2	1	0
Larry Parrish, R (1, 5) OBP: 0.278, SLG: 0.322		K 1-2			F9 BB		FC5-4 1-2f			2	0	0	0	1	1	2
Pete Mackanin, R (1, 4) OBP: 0.274, SLG: 0.369		L1-4 2-3			1-2 BB		K			2	0	0	0	1	1	2
Larry Johnson, R (1, 2)			6-3		F9 2-3			5-3		2	0	0	0	0	0	2
Barry Foote, R (8, PH) OBP: 0.267, SLG: 0.362										1	0	0	0	0	0	0
Joe Kerrigan, R (8, 1)										0	0	0	0	0	0	0
Pepe Frias, R (1, 6) OBP: 0.318, SLG: 0.325			P6		K			6-3		2	0	0	0	0	1	2
Tim Foli, R (8, PH) OBP: 0.272, SLG: 0.386										1	0	0	0	0	0	0
(8, 6)																
Don Stanhouse, R (1, 1) OBP: 0.455, SLG: 0.421			K			F8		F8		1	0	0	0	0	1	0
Don Carrithers, R (4, 1) OBP: 0.059, SLG: 0.059										0	0	0	0	0	0	0
Jim Dwyer, L (6, PH) OBP: 0.280, SLG: 0.250										1	0	0	0	0	0	0
Dan Warthen, S (6, 1)										0	0	0	0	0	0	0
Jose Morales, R (8, PH) OBP: 0.300, SLG: 0.438										1	0	0	0	0	0	0
(8, 2)																

TOP

Montreal Expos @ Houston Astros

Astrodome, Houston, TX

Fri Jul 09 1976, 8:05 PM EDT

Att. 12,511 - Unknown

livebaseballscorecards.com

AB	26
R	0
H	0
RBI	0
BB	4
SO	8
LOB	8

Inning Stats	1	2	3	4	5	6	7	8	9
	R: 0 H: 0 E: 0 LOB: 0 K: 0 BB: 0 S: 3 P: 3	R: 0 H: 0 E: 0 LOB: 0 K: 1 BB: 1 S: 4 P: 8	R: 0 H: 0 E: 0 LOB: 0 K: 1 BB: 0 S: 5 P: 5	R: 0 H: 0 E: 0 LOB: 0 K: 0 BB: 0 S: 3 P: 3	R: 0 H: 0 E: 0 LOB: 2 K: 2 BB: 2 S: 7 P: 15	R: 0 H: 0 E: 0 LOB: 0 K: 1 BB: 0 S: 5 P: 5	R: 0 H: 0 E: 0 LOB: 1 K: 1 BB: 1 S: 5 P: 9	R: 0 H: 0 E: 0 LOB: 0 K: 0 BB: 0 S: 3 P: 3	R: 0 H: 0 E: 0 LOB: 0 K: 2 BB: 0 S: 7 P: 7

1B: 0	SF: 0	WP: 0	PA: 30
2B: 1	SAC: 0	PB: 0	
3B: 0	DP: 1	SB: 1	
HR: 0	HBP: 0	CS: 0	

PITCHER	IP	WLS	BF	H	R	ER	SO	BB	IBB	HBP	BLK	WP	HR	S	P	ERA	WHIP
Larry Dierker, R (1, 1) ERA: 4.07	9.0	W	30	0	0	0	8	4	0	0	0	0	0	42	58	0.00	0.444

PITCHER	IP	WLS	BF	H	R	ER	SO	BB	IBB	HBP	BLK	WP	HR	S	P	ERA	WHIP

Batter	1	2	3	4	5	6	7	8	9	AB	R	H	RBI	BB	SO	LOB
Greg Gross, L (1, 9) OBP: 0.357, SLG: 0.329	E3	BB 1-2 2-3		4-3 2-3		K		F7		4	0	0	0	1	1	1
Rob Andrews, R (1, 4) OBP: 0.342, SLG: 0.345	F8	6-3		1B 3-H		1B				4	0	2	1	0	0	3
Enos Cabell, R (1, 5) OBP: 0.335, SLG: 0.366	6-3		1B 1B	F9		F7				4	0	1	0	0	0	2
Bob Watson, R (1, 3) OBP: 0.362, SLG: 0.423		BB 2B	L4-3 1-3 1B		S 1B 1B	F7				3	2	2	0	1	0	1
Jose Cruz, L (1, 8) OBP: 0.392, SLG: 0.392		WP 1-H SF9 2B	L4-3 1-2		K		G4-3 1B			4	1	2	1	0	1	3
Cliff Johnson, R (1, 7) OBP: 0.366, SLG: 0.392 Wilbur Howard, S (8, 7) OBP: 0.234, SLG: 0.268	6-3	5-3			E5 1B 1B 1-2	G4-3 1-2f				4 0	1 0	0 0	0 0	0 0	0 0	4 0
Ed Herrmann, L (1, 2) OBP: 0.274, SLG: 0.318		BB WP BB		HR	1B 1-3 2-H 1B	P4				3	1	2	2	1	0	0
Roger Metzger, S (1, 6) OBP: 0.329, SLG: 0.323		BB 1-2 2-3 BB		4-3 6-3 1B 1B	G4-6-3 1-2 3-H 1B			4-3		3	1	2	1	1	0	0
Larry Dierker, R (1, 1) OBP: 0.103, SLG: 0.105		SF9 3-H		6-3 1-2	G4-6-3 1-2f			K		3	0	0	1	0	1	3
Inning Stats	R: 0 E: 1 K: 0 S: 3 H: 0 LOB: 0 BB: 0 P: 3	R: 2 E: 0 K: 0 S: 4 H: 1 LOB: 3 BB: 4 P: 20	R: 0 E: 0 K: 0 S: 4 H: 2 LOB: 1 BB: 0 P: 4	R: 2 E: 0 K: 0 S: 6 H: 3 LOB: 1 BB: 0 P: 6	R: 2 E: 1 K: 1 S: 8 H: 3 LOB: 1 BB: 0 P: 8	R: 0 E: 0 K: 1 S: 6 H: 1 LOB: 1 BB: 0 P: 6	R: 0 E: 0 K: 0 S: 3 H: 1 LOB: 0 BB: 0 P: 3	R: 0 E: 0 K: 1 S: 5 H: 0 LOB: 0 BB: 0 P: 5		1B: 9 2B: 2 3B: 0 HR: 1 SF: 1 SAC: 0 DP: 3 HBP: 0						

BOTTOM

Montreal Expos @ Houston Astros

Astrodome, Houston, TX

Fri Jul 09 1976, 8:05 PM EDT

Att. 12,511 - Unknown

livebaseballscorecards.com

AB	32
R	6
H	11
RBI	6
BB	4
SO	3
LOB	17

WP: 1 PB: 0 SB: 1 CS: 0 PA: 37

PITCHER		IP	WLS	BF	H	R	ER	SO	BB	IBB	HBP	BLK	WP	HR	S	P	ERA	WHIP
Don Stanhouse, R ERA: 2.5	(1, 1)	3.2	L	20	6	4	4	0	4	0	0	0	1	1	16	32	9.82	2.727
Don Carrithers, R ERA: 4.82	(4, 1)	1.1		7	3	2	1	1	0	0	0	0	0	0	9	9	6.75	2.250
Dan Warthen, L ERA: 5.91	(6, 1)	2.0		7	2	0	0	1	0	0	0	0	0	0	9	9	0.00	1.000
Joe Kerrigan, R ERA:	(8, 1)	1.0		3	0	0	0	1	0	0	0	0	0	0	5	5	0.00	0.000

PITCHER	IP	WLS	BF	H	R	ER	SO	BB	IBB	HBP	BLK	WP	HR	S	P	ERA	WHIP

Batter	1	2	3	4	5	6	7	8	9	AB	R	H	RBI	BB	SO	LOB
Pepe Mangual, R (1, 7) OBP: 0.400, SLG: 0.365	F3		6-3			4-1 BB		3-1 6-3 2B	F6	4	1	1	0	1	0	1
Jerry White, S (1, 8) OBP: 0.298, SLG: 0.316	F9			FC6-4 BB		4-1 1-2		6-3 3-1 1B BB		2	1	0	0	2	0	1
Mike Jorgensen, L (1, 9) OBP: 0.325, SLG: 0.347	F8			F2		F8		3-1 1-2 2-3		4	0	0	0	0	0	4
Andre Thornton, R (1, 3) OBP: 0.330, SLG: 0.394		K		F7		F7		6-3 2-3 3-H		4	0	0	1	0	1	3
Larry Parrish, R (1, 5) OBP: 0.278, SLG: 0.318		6-3		FC6-4 1-2f			F7	1B HBP		3	0	0	0	0	0	1
Pete Mackanin, R (1, 4) OBP: 0.281, SLG: 0.375		6-3			SH2-3 1B		2B 1B	1-2 3-H 1B		4	0	3	1	0	0	0
Larry Johnson, R (1, 2) OBP: 0.200, SLG: 0.400			F5		SH2-3 1-2		1-3 2B	K		3	0	1	0	0	1	2
Pepe Frias, R (1, 6) OBP: 0.326, SLG: 0.333			SH1-3 1B		F8		K		G6-3 1B	2	0	1	0	0	0	1
Jose Morales, R (7, PH) OBP: 0.297, SLG: 0.433										1	0	0	0	0	1	2
Tim Foli, R (7, 6) OBP: 0.274, SLG: 0.388										1	0	1	0	0	0	0
Clay Kirby, R (1, 1) OBP: 0.143, SLG: 0.154			SH1-3 1-2		K		F7		G6-3 1-2f	1	0	0	0	0	1	1
Jim Lyttle, L (7, PH) OBP: 0.307, SLG: 0.394										1	0	0	0	0	0	2
Dale Murray, R (7, 1)										0	0	0	0	0	0	0
Jim Dwyer, L (9, PH) OBP: 0.277, SLG: 0.247										1	0	0	0	0	0	1
Inning Stats	R: 0 E: 0 K: 0 S: 5 H: 0 LOB: 0 BB: 0 P: 9	R: 0 E: 0 K: 1 S: 6 H: 0 LOB: 0 BB: 0 P: 8	R: 0 E: 0 K: 0 S: 7 H: 1 LOB: 1 BB: 0 P: 10	R: 0 E: 0 K: 0 S: 7 H: 0 LOB: 1 BB: 1 P: 14	R: 0 E: 0 K: 1 S: 8 H: 1 LOB: 1 BB: 0 P: 10	R: 0 E: 0 K: 0 S: 8 H: 0 LOB: 1 BB: 1 P: 15	R: 0 E: 0 K: 1 S: 12 H: 2 LOB: 2 BB: 0 P: 15	R: 2 E: 0 K: 1 S: 18 H: 2 LOB: 2 BB: 1 P: 32	R: 0 E: 0 K: 0 S: 8 H: 1 LOB: 0 BB: 0 P: 11	1B: 5 2B: 2 3B: 0 HR: 0 SF: 0 SAC: 2 DP: 1 HBP: 1	WP: 0 PB: 0 SB: 0 CS: 0 PA: 37					

PITCHER		IP	WLS	BF	H	R	ER	SO	BB	IBB	HBP	BLK	WP	HR	S	P	ERA	WHIP
J.R. Richard, R ERA: 2.88	(1, 1)	7.2	W	32	5	2	2	3	3	0	1	0	0	0	67	106	2.35	1.043
Ken Forsch, R ERA: 1.98	(8, 1)	1.1	S	5	2	0	0	1	0	0	0	0	0	0	12	18	0.00	1.500

PITCHER	IP	WLS	BF	H	R	ER	SO	BB	IBB	HBP	BLK	WP	HR	S	P	ERA	WHIP

TOP

Montreal Expos @ Houston Astros

Astrodome, Houston, TX

Sat Jul 10 1976, 8:05 PM EDT

Att. 14,035 - Dome

livebaseballscorecards.com

AB	31
R	2
H	7
RBI	2
BB	3
SO	4
LOB	19

Batter	1	2	3	4	5	6	7	8	9	AB	R	H	RBI	BB	SO	LOB
Greg Gross, L (1, 9) OBP: 0.359, SLG: 0.332	E7 BB G1-6-3	1-2 1B			F5		CS 1B			4	1	2	0	0	0	0
Rob Andrews, R (1, 4) OBP: 0.340, SLG: 0.341	G1-6-3 1-2 BB	1-3			F3		6-3 1-2			3	0	0	0	1	0	3
Enos Cabell, R (1, 5) OBP: 0.338, SLG: 0.368	G1-6-3 1-2f 2-H		K		S 1B			6-3 1B		4	2	2	0	0	1	1
Bob Watson, R (1, 3) OBP: 0.364, SLG: 0.422	BB		5-3		1-H 1B			6-3 1-2		3	0	1	1	1	0	1
Jose Cruz, L (1, 8) OBP: 0.385, SLG: 0.384	G3		F6		4-3			4-3		4	0	0	0	0	0	3
Leon Roberts, R (1, 7) OBP: 0.400, SLG: 0.555				K		F8				4	1	2	1	0	1	0
Wilbur Howard, S (9, 7) OBP: 0.234, SLG: 0.268		1B 2B						1-1 2-H 1B		0	0	0	0	0	0	0
Ed Herrmann, L (1, 2) OBP: 0.275, SLG: 0.313		K		BB		6-3				2	0	0	0	1	1	1
Roger Metzger, S (1, 6) OBP: 0.325, SLG: 0.319		K		F8		G3				3	0	0	0	0	1	2
J.R. Richard, R (1, 1) OBP: 0.111, SLG: 0.132		1B 2-H 1B		K			3-1			3	0	1	1	0	1	1
Ken Forsch, R (8, 1) OBP: 0.250, SLG: 0.143										0	0	0	0	0	0	0
Inning Stats	R: 1 E: 1 K: 0 S: 7 H: 0 LOB: 1 BB: 2 P: 17	R: 1 E: 0 K: 2 S: 14 H: 3 LOB: 2 BB: 0 P: 22	R: 0 E: 0 K: 1 S: 5 H: 0 LOB: 0 BB: 0 P: 8	R: 0 E: 0 K: 2 S: 13 H: 0 LOB: 1 BB: 1 P: 21	R: 1 E: 0 K: 0 S: 7 H: 2 LOB: 1 BB: 0 P: 12	R: 0 E: 0 K: 0 S: 3 H: 0 LOB: 0 BB: 0 P: 6	R: 0 E: 0 K: 0 S: 6 H: 1 LOB: 0 BB: 0 P: 7	R: 1 E: 0 K: 0 S: 7 H: 2 LOB: 1 BB: 0 P: 12		1B: 7 2B: 1 3B: 0 HR: 0 SF: 0 SAC: 0 DP: 1 HBP: 0						

PITCHER		IP	WLS	BF	H	R	ER	SO	BB	IBB	HBP	BLK	WP	HR	S	P	ERA	WHIP
Clay Kirby, R ERA: 4.71	(1, 1)	6.0	L	26	5	3	2	5	3	0	0	0	0	0	49	86	3.00	1.333
Dale Murray, R ERA: 2.91	(7, 1)	2.0		7	3	1	1	0	0	0	0	0	0	0	13	19	4.50	1.500

PITCHER	IP	WLS	BF	H	R	ER	SO	BB	IBB	HBP	BLK	WP	HR	S	P	ERA	WHIP

BOTTOM

Montreal Expos @ Houston Astros

Astrodome, Houston, TX

Sat Jul 10 1976, 8:05 PM EDT

Att. 14,035 - Dome

livebaseballscorecards.com

AB	30
R	4
H	8
RBI	3
BB	3
SO	5
LOB	12

WP: 0 PB: 0 SB: 1 CS: 1 PA: 33

Batter	1	2	3	4	5	6	7	8	9	AB	R	H	RBI	BB	SO	LOB
Jerry White, S (1, 8) OBP: 0.305, SLG: 0.319	B B S S X 2-2 G5-4-3 1B		B S S F B C 2-3 ① K		X 0-0 ① G3		B B S B B 4-1 S BB		C X 0-1 CS 1B	4	0	2	0	1	1	0
Tim Foli, R (1, 6) OBP: 0.274, SLG: 0.390	C X 0-1 ① ② G5-4-3 1-2f		X 0-0 1B 2B		C X 0-1 ② 4-3		X 0-0 ③ 5-3 1-2		S 0-1 ③ CS 1-2	4	0	1	0	0	0	2
Jim Lyttle, L (1, 9) OBP: 0.316, SLG: 0.400	B B S F X 2-2 ③ 4-3		C B S X 1-2 2-3 1B		B X 1-0 ③ F8			B F F F X 1-2 BB 1B		4	0	2	0	0	0	0
Andre Thornton, R (1, 3) OBP: 0.329, SLG: 0.391		B B S B F F F F F 3-2 F F F X BB 1B	C X 0-1 ② F4		S B F X 1-2 ① F8			S C B X 1-2 ① F8		4	0	1	0	0	0	3
Larry Parrish, R (1, 5) OBP: 0.281, SLG: 0.318		C C F F B X 1-2 BB 1-2 1B	X 0-0 ③ 6-3		X 0-0 ② F7			B B B B B 4-0 1-2 BB		3	0	1	0	1	0	2
Pete Mackanin, R (1, 4) OBP: 0.281, SLG: 0.373		B S B C S 2-3 ① K		B C C X 1-2 ① F5	B X 1-0 S 1B			X 0-0 ② F8		4	0	1	0	0	1	4
Bombo Rivera, R (1, 7) OBP: 0.329, SLG: 0.418 Jose Morales, R (8, PH) OBP: 0.293, SLG: 0.429 Gary Roenicke, R (8, 7) OBP: 0.253, SLG: 0.349		F B B S B B 4-2 1-2 2-3 BB		S B S X 1-2 ② 5-3 1B	C B B F B S 3-3 ③ K 1-2			X 0-0 ③ F3		2	0	0	0	1	1	1
										1	0	0	0	0	0	2
										0	0	0	0	0	0	0
Larry Johnson, R (1, 2) OBP: 0.250, SLG: 0.375 Jim Dwyer, L (9, PH) OBP: 0.275, SLG: 0.244		C C S 0-3 ② K		B B C X 2-1 1B			B S B S B X 3-2 ① F9		B X 1-0 ① F8	3	0	1	0	0	1	3
										1	0	0	0	0	0	0
Steve Rogers, R (1, 1) OBP: 0.118, SLG: 0.118 Mike Jorgensen, L (9, PH) OBP: 0.323, SLG: 0.345		X 0-0 ③ 5-3		S S F F C 0-3 ③ K			S S F F X 0-2 ② 4-3		B X 1-0 ② F7	3	0	0	0	0	1	4
										1	0	0	0	0	0	0
Inning Stats	R: 0 E: 0 K: 0 S: 8 H: 1 LOB: 0 BB: 0 P: 12	R: 0 E: 0 K: 2 S: 23 H: 2 LOB: 3 BB: 1 P: 33	R: 0 E: 0 K: 1 S: 11 H: 2 LOB: 2 BB: 0 P: 14	R: 0 E: 0 K: 1 S: 13 H: 1 LOB: 1 BB: 0 P: 17	R: 0 E: 0 K: 0 S: 4 H: 0 LOB: 0 BB: 0 P: 5	R: 0 E: 0 K: 1 S: 8 H: 1 LOB: 1 BB: 0 P: 13	R: 0 E: 0 K: 0 S: 10 H: 0 LOB: 1 BB: 1 P: 17	R: 0 E: 0 K: 0 S: 9 H: 1 LOB: 2 BB: 1 P: 15	R: 0 E: 0 K: 0 S: 5 H: 1 LOB: 0 BB: 0 P: 7	1B: 8 2B: 1 3B: 0 HR: 0 SF: 0 SAC: 0 DP: 1 HBP: 0						

PITCHER	IP	WLS	BF	H	R	ER	SO	BB	IBB	HBP	BLK	WP	HR	S	P	ERA	WHIP
Joaquin Andujar, R (1, 1) ERA: 4.23	9.0	W	37	9	0	0	5	3	0	0	0	0	0	91	133	0.00	1.333

PITCHER	IP	WLS	BF	H	R	ER	SO	BB	IBB	HBP	BLK	WP	HR	S	P	ERA	WHIP

TOP

Montreal Expos @ Houston Astros

Astrodome, Houston, TX

Sun Jul 11 1976, 8:05 PM EDT

Att. 11,722 - Dome

livebaseballscorecards.com

AB	34
R	0
H	9
RBI	0
BB	3
SO	5
LOB	21

WP: 0 PA: 38
PB: 0
SB: 2
CS: 1

Batter	1	2	3	4	5	6	7	8	9	AB	R	H	RBI	BB	SO	LOB
Enos Cabell, R (1, 5) OBP: 0.336, SLG: 0.366	F4			4-3		SH1 1B		K		4	0	1	0	0	1	0
Rob Andrews, R (1, 4) OBP: 0.336, SLG: 0.336	F4			6-3		SH1 1-2		F8		3	0	0	0	0	0	0
Cesar Cedeno, R (1, 8) OBP: 0.350, SLG: 0.493	1-4-3			E9 1B		4-3		S 1B		4	0	2	0	0	0	1
Bob Watson, R (1, 3) OBP: 0.360, SLG: 0.417		K		1-3		K		F4 1-2		4	0	0	0	0	2	3
Jose Cruz, L (1, 9) OBP: 0.388, SLG: 0.394		6-3			S 1B 1B		2B			3	1	2	0	0	0	0
Leon Roberts, R (1, 7) OBP: 0.399, SLG: 0.550		6-3			4-3 1-H 1B		K			3	0	1	1	0	1	0
Wilbur Howard, S (9, 7) OBP: 0.234, SLG: 0.268										0	0	0	0	0	0	0
Ed Herrmann, L (1, 2) OBP: 0.276, SLG: 0.313		K			4-3 1-2		WP BB 1B			3	0	1	0	0	1	1
Roger Metzger, S (1, 6) OBP: 0.325, SLG: 0.316		4-3			F5		WP 1-2 BB			2	0	0	0	1	0	1
Joaquin Andujar, S (1, 1) OBP: 0.200, SLG: 0.200		K			6-3		F8 1-2 2-3			3	0	0	0	0	1	3
Inning Stats	R: 0 E: 0 K: 0 S: 6 H: 0 LOB: 0 BB: 0 P: 6	R: 0 E: 0 K: 1 S: 9 H: 0 LOB: 0 BB: 0 P: 14	R: 0 E: 0 K: 2 S: 9 H: 0 LOB: 0 BB: 0 P: 13	R: 0 E: 1 K: 0 S: 5 H: 1 LOB: 1 BB: 0 P: 9	R: 1 E: 0 K: 0 S: 13 H: 2 LOB: 1 BB: 0 P: 18	R: 0 E: 0 K: 1 S: 10 H: 1 LOB: 1 BB: 0 P: 13	R: 0 E: 0 K: 1 S: 14 H: 2 LOB: 2 BB: 1 P: 25	R: 0 E: 0 K: 1 S: 9 H: 1 LOB: 1 BB: 0 P: 12		1B: 6 2B: 1 3B: 0 HR: 0	SF: 0 SAC: 1 DP: 0 HBP: 0						

PITCHER	IP	WLS	BF	H	R	ER	SO	BB	IBB	HBP	BLK	WP	HR	S	P	ERA	WHIP
Steve Rogers, R (1, 1) ERA: 3.86	8.0	L	31	7	1	1	6	1	0	0	0	1	0	75	110	1.12	1.000

PITCHER	IP	WLS	BF	H	R	ER	SO	BB	IBB	HBP	BLK	WP	HR	S	P	ERA	WHIP

Montreal Expos @ Houston Astros

Astrodome, Houston, TX

Sun Jul 11 1976, 8:05 PM EDT

Att. 11,722 - Dome

BOTTOM

livebaseballscorecards.com

AB	29
R	1
H	7
RBI	1
BB	1
SO	6
LOB	9

1B: 6 2B: 1 3B: 0 HR: 0 SF: 0 SAC: 1 DP: 0 HBP: 0

WP: 1 PB: 0 SB: 2 CS: 0 PA: 31

Batter	1	2	3	4	5	6	7	8	9	AB	R	H	RBI	BB	SO	LOB
Jerry White, S (1, 8) OBP: 0.307, SLG: 0.321	4-3			5-3		1B		1B SH1 1B	F9	5	1	2	0	0	0	1
Mike Jorgensen, L (1, 7) OBP: 0.328, SLG: 0.350 (8, 3)	F8			E S 1B		1-3 1B		SH1 1-2		3	1	2	0	0	0	0
Jim Lyttle, L (1, 9) OBP: 0.305, SLG: 0.385	5-3			F5 1-3		1-3		1B 2-3 1B		3	0	0	0	0	0	3
Bombo Rivera, R (8, PH) OBP: 0.338, SLG: 0.426 (8, 9)										1	0	1	0	0	0	0
Andre Thornton, R (1, 3) OBP: 0.332, SLG: 0.394		F7		CS 3-H 1B			E7 2B 1B	S S S K		4	1	2	1	0	1	2
Pepe Mangual, R (8, 7) OBP: 0.400, SLG: 0.365										0	0	0	0	0	0	0
Larry Parrish, R (1, 5) OBP: 0.284, SLG: 0.325		F8		CS 1-2	6-3		6-3 2-H 1B 2B	1-3 3-H 1B		4	1	2	2	0	0	0
Tim Foli, R (1, 6) OBP: 0.272, SLG: 0.387	5-3				5-3		6-3 2-3	6-3		2	0	0	0	0	0	0
Pepe Frias, R (6, 6) OBP: 0.313, SLG: 0.318										2	0	0	0	0	0	3
Pete Mackanin, R (1, 4) OBP: 0.284, SLG: 0.375			4-3 S CS 1B		6-3		1B 3-H		F7	4	0	2	1	0	0	0
Barry Foote, R (1, 2) OBP: 0.266, SLG: 0.356			4-3 1-3			F7	P4		B B B B SH1-4 BB	3	0	0	0	1	0	2
Steve Rogers, R (1, 1) OBP: 0.108, SLG: 0.108			S S S K 3-H			S S S K	S S S K		SH1-4 1-2	3	0	0	0	0	3	2
Dale Murray, R (9, 1)										0	0	0	0	0	0	0

TOP

Montreal Expos @ Cincinnati Reds

Riverfront Stadium, Cincinnati, OH

Thu Jul 15 1976, 7:05 PM EDT

Att. 25,047 - Unknown

livebaseballscorecards.com

	AB	R	H	RBI	BB	SO	LOB
	34	4	11	4	1	4	13

Inning Stats	1	2	3	4	5	6	7	8	9
R:	0	0	0	1	0	0	2	1	0
E:	0	0	0	0	0	0	1	0	0
K:	0	0	1	0	0	1	1	0	0
S:	3	3	5	4	3	7	8	8	3
H:	0	0	1	2	0	2	3	3	0
LOB:	0	0	0	0	0	2	1	2	1
BB:	0	0	0	0	0	0	0	0	1
P:	3	3	5	4	3	7	8	8	7

1B:	10
2B:	1
3B:	0
HR:	0
SF:	0
SAC:	2
DP:	0
HBP:	0

WP:	0
PB:	0
SB:	2
CS:	2
PA:	38

PITCHER		IP	WLS	BF	H	R	ER	SO	BB	IBB	HBP	BLK	WP	HR	S	P	ERA	WHIP
Gary Nolan, R ERA: 3.18	(1, 1)	6.1		25	8	3	3	2	0	0	0	0	0	0	29	29	4.26	1.263
Pedro Borbon, R ERA: 3.36	(7, 1)	0.2		2	0	0	0	1	0	0	0	0	0	0	4	4	0.00	0.000
Will McEnaney, L ERA: 4.2	(8, 1)	0.1	L	3	2	1	1	0	0	0	0	0	0	0	3	3	27.00	6.000
Rawly Eastwick, R ERA: 2.61	(8, 1)	1.2		7	1	0	0	1	1	0	0	0	0	0	8	12	0.00	1.200

PITCHER	IP	WLS	BF	H	R	ER	SO	BB	IBB	HBP	BLK	WP	HR	S	P	ERA	WHIP

Batter	1	2	3	4	5	6	7	8	9	AB	R	H	RBI	BB	SO	LOB
Pete Rose, S (1, 5) OBP: 0.430, SLG: 0.459	6-3		2B		F7		6-3			4	0	1	0	0	0	0
Ken Griffey, L (1, 9) OBP: 0.410, SLG: 0.457	K		6-3		1B		F7			4	0	1	0	0	1	1
Joe Morgan, L (1, 4) OBP: 0.460, SLG: 0.604	S BB			F8	F5			F9		3	0	0	0	1	0	1
George Foster, R (1, 7) OBP: 0.378, SLG: 0.560	F9 1-2			6-3 E BB	K			F9		3	1	0	0	1	1	2
Tony Perez, R (1, 3) OBP: 0.322, SLG: 0.444		5-3		6-3 1-2		E6		K		4	0	0	0	0	1	1
Cesar Geronimo, L (1, 8) OBP: 0.394, SLG: 0.463		F8		E7 HR 2-H 1B		F8			SH3-4 1B	4	1	2	1	0	0	1
Dave Concepcion, R (1, 6) OBP: 0.330, SLG: 0.400		P4		HR 2-H		F8			SH3-4 1-2	3	1	1	2	0	0	1
Bill Plummer, R (1, 2) OBP: 0.370, SLG: 0.548 Dan Driessen, L (9, PH) OBP: 0.385, SLG: 0.422			CS BB	2B		K			F8	2 1	0 0	1 0	0 0	1 0	1 0	1 1
Gary Nolan, R (1, 1) OBP: 0.140, SLG: 0.104 Pedro Borbon, R (7, 1) OBP: 0.400, SLG: 0.400 Mike Lum, L (7, PH) OBP: 0.350, SLG: 0.353 Will McEnaney, L (8, 1) Rawly Eastwick, R (8, 1) Johnny Bench, R (9, PH) OBP: 0.349, SLG: 0.410			K 1-2	K			L3		F7	2 0 1 0 0 1	0 0 0 0 0 0	0 0 0 0 0 0	0 0 0 0 0 0	0 0 0 0 0 0	2 0 0 0 0 0	2 0 0 0 0 1
Inning Stats	R: 0 E: 0 K: 1 S: 5 H: 0 LOB: 1 BB: 1 P: 9	R: 0 E: 0 K: 0 S: 3 H: 0 LOB: 0 BB: 0 P: 3	R: 0 E: 0 K: 1 S: 5 H: 1 LOB: 1 BB: 1 P: 9	R: 3 E: 1 K: 1 S: 8 H: 3 LOB: 1 BB: 1 P: 12	R: 0 E: 0 K: 1 S: 6 H: 1 LOB: 1 BB: 0 P: 6	R: 0 E: 1 K: 1 S: 6 H: 0 LOB: 1 BB: 0 P: 6	R: 0 E: 0 K: 0 S: 3 H: 0 LOB: 0 BB: 0 P: 3	R: 0 E: 0 K: 1 S: 5 H: 0 LOB: 0 BB: 0 P: 5	R: 0 E: 0 K: 0 S: 4 H: 1 LOB: 1 BB: 0 P: 4	1B: 3 2B: 2 3B: 0 HR: 1	SF: 0 SAC: 1 DP: 0 HBP: 0			WP: 0 PB: 0 SB: 1 CS: 1	PA: 36		

PITCHER		IP	WLS	BF	H	R	ER	SO	BB	IBB	HBP	BLK	WP	HR	S	P	ERA	WHIP
Steve Rogers, R ERA: 3.81	(1, 1)	8.1	W	34	6	3	3	6	3	0	0	0	0	1	43	55	3.24	1.080
Dale Murray, R ERA: 2.88	(9, 1)	0.2	S	2	0	0	0	0	0	0	0	0	0	0	2	2	0.00	0.000

PITCHER	IP	WLS	BF	H	R	ER	SO	BB	IBB	HBP	BLK	WP	HR	S	P	ERA	WHIP

Montreal Expos @ Cincinnati Reds

Riverfront Stadium, Cincinnati, OH

Thu Jul 15 1976, 7:05 PM EDT

Att. 25,047 - Unknown

BOTTOM

livebaseballscorecards.com

AB	32
R	3
H	6
RBI	3
BB	3
SO	6
LOB	12

Batter	1	2	3	4	5	6	7	8	9	10	AB	R	H	RBI	BB	SO	LOB
Pepe Mangual, R (1, 7) (8, 9) (9, 7) (10, 9) OBP: 0.408, SLG: 0.369	x 0-0 1-3 1B		B B B B 4-0 S S BB		B B B B 4-0 BB 1B 1-2 BB		S S S 0-3 ② K		x 0-0 1-3 1B		3	1	2	0	2	1	0
Jerry White, S (1, 8) OBP: 0.305, SLG: 0.315	x 0-0 ① 1-3 1-2		B B B B 4-0 S 1-2 BB		S S S 0-3 ② K		x 0-0 ③ P6		x 0-0 ③ F8		4	0	0	0	1	1	5
Bombo Rivera, R (1, 9) OBP: 0.338, SLG: 0.414 Jim Lyttle, L (8, PH) (8, 9) OBP: 0.301, SLG: 0.380 (8, 7) (9, 9) Ellis Valentine, R (10, PH) (10, 9) OBP: 0.250, SLG: 0.372 (10, 7)	S S S 0-3 ② K		S S S 0-3 ③ K 1-2 2-3		B B B B 4-0 1B 1-2 2-3 BB			x 0-0 ① F7		x 0-0 ① 4-3	2 1 1	0 0 0	0 0 0	0 0 0	1 0 0	2 0 0	3 0 0
Andre Thornton, R (1, 3) OBP: 0.335, SLG: 0.401 Mike Jorgensen, L (8, 3) OBP: 0.330, SLG: 0.353	x 0-0 ③ F7			x 0-0 ① 5-3	x 0-0 1-2 2-H 3-H 1B			x 0-0 2B	x 0-0 PB E 1B		4 1	0 1	2 1	2 0	0 0	0 0	1 0
Pete Mackanin, R (1, 4) OBP: 0.282, SLG: 0.369		B B B B 4-0 G6-4-3 BB		x 0-0 ② F9	S S S 0-3 ③ K			x 0-0 ② F2		x 0-0 ② P6 1-2	4	0	0	0	1	1	4
Tim Foli, R (1, 5) OBP: 0.273, SLG: 0.386 Larry Johnson, R (6, 2) OBP: 0.222, SLG: 0.333 Jose Morales, R (10, PH) OBP: 0.301, SLG: 0.435 (10, 2)		x 0-0 ① ② G6-4-3 1-2f		x 0-0 S 1B		S S S 0-3 ① K		x 0-0 ③ 6-3		x 0-0 E4 2-H 1B	3 1 1	0 0 0	1 0 1	0 0 1	0 0 1	1 0 0	1 1 0
Barry Foote, R (1, 2) OBP: 0.260, SLG: 0.347 (6, 5)		x 0-0 ③ 6-3		x 0-0 ③ 5-3 1-2		x 0-0 ② 5-3			x 0-0 ① P3	x 0-0 ③ 6-3	5	0	0	0	0	0	2
Pepe Frias, R (1, 6) OBP: 0.308, SLG: 0.313		S S S 0-3 ① K		S S S 0-3 ① K		x 0-0 ③ 5-3			x 0-0 1B 1B		4	0	1	0	0	2	0
Don Stanhouse, R (1, 1) OBP: 0.423, SLG: 0.391 Dale Murray, R (9, 1) Joe Kerrigan, R (10, 1)		x 0-0 ② 5-3		x 0-0 BB BB 1B 1B			x 0-0 ① 4-3		S S S 0-3 ② K		4 0 0	1 0 0	1 0 0	0 0 0	0 0 0	1 0 0	1 0 0
Inning Stats	R: 0 E: 0 K: 1 S: 6 / H: 1 LOB: 1 BB: 0 P: 6	R: 0 E: 0 K: 0 S: 2 / H: 0 LOB: 0 BB: 1 P: 6	R: 0 E: 0 K: 2 S: 7 / H: 0 LOB: 2 BB: 2 P: 15	R: 0 E: 0 K: 0 S: 4 / H: 1 LOB: 1 BB: 0 P: 4	R: 2 E: 0 K: 3 S: 11 / H: 2 LOB: 2 BB: 2 P: 19	R: 0 E: 0 K: 1 S: 5 / H: 0 LOB: 0 BB: 0 P: 5	R: 0 E: 0 K: 1 S: 5 / H: 0 LOB: 0 BB: 0 P: 5	R: 0 E: 0 K: 0 S: 4 / H: 1 LOB: 1 BB: 0 P: 4	R: 0 E: 0 K: 1 S: 7 / H: 2 LOB: 2 BB: 0 P: 7	R: 1 E: 1 K: 0 S: 5 / H: 2 LOB: 1 BB: 0 P: 5	1B: 8 2B: 1 3B: 0 HR: 0	SF: 0 SAC: 0 DP: 1 HBP: 0						

PITCHER		IP	WLS	BF	H	R	ER	SO	BB	IBB	HBP	BLK	WP	HR	S	P	ERA	WHIP
Fred Norman, L ERA: 2.89	(1, 1)	5.0		23	4	2	2	6	5	0	0	0	0	0	30	50	3.60	1.800
Jack Billingham, R ERA: 4.94	(6, 1)	2.0		6	0	0	0	2	0	0	0	0	0	0	10	10	0.00	0.000
Pedro Borbon, R ERA: 3.26	(8, 1)	2.0		9	3	0	0	1	0	0	0	0	0	0	11	11	0.00	1.500
Will McEnaney, L ERA: 4.14	(10, 1)	0.2		3	1	1	0	0	0	0	0	0	0	0	3	3	0.00	1.500
Rawly Eastwick, R ERA: 2.6	(10, 1)	0.1	W	2	1	0	0	0	0	0	0	0	0	0	2	2	0.00	3.000

PITCHER	IP	WLS	BF	H	R	ER	SO	BB	IBB	HBP	BLK	WP	HR	S	P	ERA	WHIP

TOP

Montreal Expos @ Cincinnati Reds

Riverfront Stadium, Cincinnati, OH

Fri Jul 16 1976, 7:05 PM EDT

Att. 42,501 - Unknown

livebaseballscorecards.com

AB	38
R	3
H	9
RBI	3
BB	5
SO	9
LOB	18

1B: 8	SF: 0	WP: 0	PA: 43
2B: 1	SAC: 0	PB: 1	
3B: 0	DP: 1	SB: 4	
HR: 0	HBP: 0	CS: 0	

Batter	1	2	3	4	5	6	7	8	9	10	AB	R	H	RBI	BB	SO	LOB
Pete Rose, S (1, 5) OBP: 0.430, SLG: 0.459	x 0-0 ① L6		B B B B 4-0 FC5-6 BB		x 0-0 3-H 2B		x 0-0 ③ 4-3		x 0-0 ② 1-3 1-2		4	0	1	1	1	0	1
Ken Griffey, L (1, 9) OBP: 0.407, SLG: 0.451	S S S 0-3 ② K		x 0-0 ① FC5-6 CS 1-2f		B B B B 4-0 FC6-4 BB			x 0-0 ① P6	x 0-0 ③ 1-3		4	0	0	0	1	1	2
Joe Morgan, L (1, 4) OBP: 0.459, SLG: 0.611	x 0-0 ③ F2		x 0-0 ②③ P6 1-2		x 0-0 ② F9			x 0-0 HR		B B B B 4-0 6-4-3 1B BB	4	2	1	1	1	0	3
George Foster, R (1, 7) OBP: 0.379, SLG: 0.556		x 0-0 BB HBP 1B		x 0-0 ① 6-3	x 0-0 ③ FC6-4 1-2f			B B B B 4-0 S BB		x 0-0 ① 6-4-3 1-2	4	0	1	0	1	0	3
Johnny Bench, R (1, 2) OBP: 0.351, SLG: 0.410 Bill Plummer, R (3, 2) OBP: 0.365, SLG: 0.534		H 1-0 BB 1-2 HBP		x 0-0 ② L5		x 0-0 ① 1-3		S S S 0-3 ② K 1-2		x 0-0 2-H 1B 1B 1B	0 4	0 1	0 1	0 1	0 0	0 1	0 1
Tony Perez, R (1, 3) OBP: 0.326, SLG: 0.450	x 0-0 ① F9	x 0-0 3B				S S S 0-3 ② K		4-0 IBB		4-0 1B 1B IBB	3	0	1	0	2	1	2
Cesar Geronimo, L (1, 8) OBP: 0.391, SLG: 0.458	S S S 0-3 ② K	x 0-0 ③ F5				x 0-0 ③ P6		x 0-0 ③ F7		x 0-0 1B 1-2 2-3 1B	5	0	1	0	0	1	5
Dave Concepcion, R (1, 6) OBP: 0.337, SLG: 0.403		B B B B 4-0 1-2 2-3 BB			B B B B 4-0 S 2B BB		x 0-0 ① F8		x 0-0 1-3 1B	x 0-0 1-2 2-3 3-H 1B	3	1	2	1	2	0	0
Fred Norman, S (1, 1) OBP: 0.182, SLG: 0.190 Mike Lum, L (5, PH) OBP: 0.346, SLG: 0.349 Jack Billingham, R (6, 1) OBP: 0.356, SLG: 0.303 Dan Driessen, L (7, PH) OBP: 0.382, SLG: 0.419 Pedro Borbon, R (8, 1) OBP: 0.400, SLG: 0.400 Ed Armbrister, R (9, PH) OBP: 0.382, SLG: 0.441 Will McEnaney, L (10, 1) Rawly Eastwick, R (10, 1)	S S S 0-3 ③ K				S S S 0-3 ① K 1-3		x 0-0 ② G1		S S S 0-3 ① K		1 1 0 1 0 1 0 0	0 0 0 0 0 0 0 0	0 0 0 0 0 1 0 0	0 0 0 0 0 1 0 0	1 0 0 0 0 1 0 0	3 1 0 0 0 1 0 0	
Inning Stats	R: 0 H: 0 E: 0 LOB: 0 K: 1 BB: 0 S: 5 P: 5	R: 0 H: 1 E: 0 LOB: 3 K: 2 BB: 1 S: 8 P: 13	R: 0 H: 0 E: 0 LOB: 0 K: 0 BB: 1 S: 2 P: 6	R: 0 H: 1 E: 0 LOB: 1 K: 0 BB: 0 S: 4 P: 4	R: 1 H: 1 E: 0 LOB: 2 K: 1 BB: 2 S: 6 P: 14	R: 0 H: 0 E: 0 LOB: 0 K: 1 BB: 0 S: 5 P: 5	R: 0 H: 0 E: 0 LOB: 0 K: 0 BB: 0 S: 3 P: 3	R: 1 H: 1 E: 0 LOB: 2 K: 1 BB: 2 S: 6 P: 14	R: 0 H: 1 E: 0 LOB: 1 K: 1 BB: 0 S: 6 P: 6	R: 2 H: 3 E: 0 LOB: 3 K: 0 BB: 2 S: 4 P: 12	1B: 5 SF: 0 2B: 1 SAC: 0 3B: 1 DP: 0 HR: 1 HBP: 1						

PITCHER		IP	WLS	BF	H	R	ER	SO	BB	IBB	HBP	BLK	WP	HR	S	P	ERA	WHIP
Don Stanhouse, R ERA: 2.46	(1, 1)	8.2		37	5	2	2	7	5	1	1	0	0	1	44	69	2.08	1.154
Dale Murray, R ERA: 3.15	(9, 1)	0.2	L	6	2	2	2	0	1	1	0	0	0	0	4	12	27.00	4.500
Joe Kerrigan, R ERA:	(10, 1)	0.0		1	1	0	0	0	0	0	0	0	0	0	1	1	∞	∞

PITCHER	IP	WLS	BF	H	R	ER	SO	BB	IBB	HBP	BLK	WP	HR	S	P	ERA	WHIP

BOTTOM

Montreal Expos @ Cincinnati Reds

Riverfront Stadium, Cincinnati, OH

Fri Jul 16 1976, 7:05 PM EDT
Att. 42,501 - Unknown

livebaseballscorecards.com

AB	35
R	4
H	8
RBI	4
BB	8
SO	7
LOB	22

Batter	1	2	3	4	5	6	7	8	9	AB	R	H	RBI	BB	SO	LOB
Pepe Mangual, R (1, 7) OBP: 0.402, SLG: 0.362	S S S 0-3 ① K	S S S 0-3 ③ K			x 0-0 ③ F9			x 0-0 ② F3		4	0	0	0	0	2	3
Ellis Valentine, R (1, 8) OBP: 0.271, SLG: 0.370	B B B B 4-0 CS BB		x 0-0 ① L3			x 0-0 FC6-4 1B		x 0-0 ③ F8		3	0	1	0	1	0	0
Mike Jorgensen, L (1, 9) OBP: 0.329, SLG: 0.351	x 0-0 ② ③ P6 1-2		x 0-0 ② F8			x 0-0 ① F9			x 0-0 2B 1B	4	0	1	0	0	0	2
Andre Thornton, R (1, 3) OBP: 0.333, SLG: 0.413		x 0-0 HR	S S S 0-3 ③ K			x 0-0 ② FC6-4 1-2f			x 0-0 ① P1	4	1	1	1	0	1	2
Larry Parrish, R (1, 5) OBP: 0.284, SLG: 0.321		B B B B 4-0 CS BB		x 0-0 ① F7		x 0-0 ③ L6			S S S 0-3 ② K	3	0	0	0	1	1	2
Tim Foli, R (1, 6) OBP: 0.276, SLG: 0.396		x 0-0 ① BB 1-2 2B		x 0-0 ② F7			x 0-0 ① F7		x 0-0 1-3 2B	4	0	2	0	0	0	0
Pete Mackanin, R (1, 4) OBP: 0.279, SLG: 0.364		x 0-0 ② F7	S S S 0-3 ③ K				x 0-0 ② F2		S S S 0-3 ③ K	4	0	0	0	0	2	3
Barry Foote, R (1, 2) OBP: 0.261, SLG: 0.344		B B B B 4-0 BB BB			x 0-0 ① 5-3		x 0-0 ③ P3			2	0	0	0	1	0	0
Woodie Fryman, R (1, 1) OBP: 0.111, SLG: 0.086 Jim Dwyer, L (8, PH) OBP: 0.272, SLG: 0.242 Dan Warthen, S (8, 1)		B B B B 4-0 1-2 2-3 BB			x 0-0 ② L9			S S S 0-3 ① K		1 1 0	0 0 0	0 0 0	0 0 0	1 0 0	0 0 0	0 0 0
Inning Stats	R: 0 E: 0 K: 1 S: 4 H: 0 LOB: 0 BB: 1 P: 8	R: 1 E: 0 K: 1 S: 6 H: 2 LOB: 3 BB: 3 P: 18	R: 0 E: 0 K: 1 S: 5 H: 0 LOB: 0 BB: 0 P: 5	R: 0 E: 0 K: 1 S: 5 H: 0 LOB: 0 BB: 0 P: 5	R: 0 E: 0 K: 0 S: 3 H: 0 LOB: 0 BB: 0 P: 3	R: 0 E: 0 K: 0 S: 4 H: 1 LOB: 1 BB: 0 P: 4	R: 0 E: 0 K: 0 S: 3 H: 0 LOB: 0 BB: 0 P: 3	R: 0 E: 0 K: 1 S: 5 H: 0 LOB: 0 BB: 0 P: 5	R: 0 E: 0 K: 2 S: 9 H: 2 LOB: 2 BB: 0 P: 9	1B: 2 2B: 2 3B: 0 HR: 1 SF: 0 SAC: 0 DP: 0 HBP: 0						

PITCHER	IP	WLS	BF	H	R	ER	SO	BB	IBB	HBP	BLK	WP	HR	S	P	ERA	WHIP
Santo Alcala, R (1, 1) ERA: 4.37	9.0	W	34	5	1	1	7	4	0	0	0	0	1	44	60	1.00	1.000

PITCHER	IP	WLS	BF	H	R	ER	SO	BB	IBB	HBP	BLK	WP	HR	S	P	ERA	WHIP

TOP

Montreal Expos @ Cincinnati Reds

Riverfront Stadium, Cincinnati, OH

Sat Jul 17 1976, 7:05 PM EDT

Att. 51,049 - Unknown

livebaseballscorecards.com

AB	30
R	1
H	5
RBI	1
BB	4
SO	7
LOB	12

WP: 0 PB: 0 SB: 0 CS: 2 PA: 34

Batter	1	2	3	4	5	6	7	8	9	AB	R	H	RBI	BB	SO	LOB
Pete Rose, S (1, 5) OBP: 0.428, SLG: 0.457	HR 1B	6-3		6-3			L5			4	1	1	0	0	0	0
Ken Griffey, L (1, 9) OBP: 0.408, SLG: 0.452	1-3 HR 1B	K		4-3			1B			4	1	2	0	0	1	0
Joe Morgan, L (1, 4) OBP: 0.457, SLG: 0.618 Doug Flynn, R (8, 4) OBP: 0.333, SLG: 0.355	1-H 3-H HR	P5			K		G3			4 0	1 0	1 0	3 0	0 0	1 0	1 0
George Foster, R (1, 7) OBP: 0.380, SLG: 0.563	HR		P4		P5			BB		3	1	1	1	1	0	0
Johnny Bench, R (1, 2) OBP: 0.353, SLG: 0.406	F9		2B BB		F2			1-2 G5-4-3 BB		2	0	0	0	2	0	0
Tony Perez, R (1, 3) OBP: 0.325, SLG: 0.447	1B		F8			F7		P5		4	0	1	0	0	0	3
Dave Concepcion, R (1, 6) OBP: 0.336, SLG: 0.404	K		1-3 2B			F7		1-2f G5-4-3		4	0	1	0	0	1	3
Cesar Geronimo, L (1, 8) OBP: 0.390, SLG: 0.456	1-2 1B		5-3			4-3				3	0	1	0	0	0	2
Santo Alcala, R (1, 1) OBP: 0.148, SLG: 0.115	K			1-3			6-3			3	0	0	0	0	1	2
Inning Stats	R: 4 E: 0 K: 2 S: 13 H: 6 LOB: 2 BB: 0 P: 13	R: 0 E: 0 K: 1 S: 5 H: 0 LOB: 0 BB: 0 P: 5	R: 0 E: 0 K: 0 S: 4 H: 1 LOB: 2 BB: 1 P: 8	R: 0 E: 0 K: 0 S: 3 H: 0 LOB: 0 BB: 0 P: 3	R: 0 E: 0 K: 1 S: 5 H: 0 LOB: 0 BB: 0 P: 5	R: 0 E: 0 K: 0 S: 3 H: 0 LOB: 0 BB: 0 P: 3	R: 0 E: 0 K: 0 S: 4 H: 1 LOB: 1 BB: 0 P: 4	R: 0 E: 0 K: 0 S: 2 H: 0 LOB: 1 BB: 2 P: 10		1B: 5 2B: 1 3B: 0 HR: 2	SF: 0 SAC: 0 DP: 1 HBP: 0			WP: 0 PB: 0 SB: 0 CS: 0	PA: 34		

PITCHER		IP	WLS	BF	H	R	ER	SO	BB	IBB	HBP	BLK	WP	HR	S	P	ERA	WHIP
Woodie Fryman, L ERA: 3.82	(1, 1)	7.0	L	30	8	4	4	4	1	0	0	0	0	2	37	41	5.14	1.286
Dan Warthen, L ERA: 5.82	(8, 1)	1.0		4	0	0	0	0	2	0	0	0	0	0	2	10	0.00	2.000

PITCHER	IP	WLS	BF	H	R	ER	SO	BB	IBB	HBP	BLK	WP	HR	S	P	ERA	WHIP

BOTTOM

Montreal Expos @ Cincinnati Reds

Riverfront Stadium, Cincinnati, OH

Sat Jul 17 1976, 7:05 PM EDT

Att. 51,049 - Unknown

livebaseballscorecards.com

AB	31
R	4
H	8
RBI	4
BB	3
SO	4
LOB	11

Batter	1	2	3	4	5	6	7	8	9	10	AB	R	H	RBI	BB	SO	LOB
Greg Gross, L (1, 9) OBP: 0.358, SLG: 0.332	F8		G5-4-3 1B		G3		FC3-6 1B 1-2f		1B		5	0	2	0	0	0	1
Rob Andrews, R (1, 4) OBP: 0.333, SLG: 0.328	BBBB 2B BB		G5-4-3 1-2f			F9	FC6-4 1-2 1B		F9		4	0	1	0	1	0	2
Cesar Cedeno, R (1, 8) OBP: 0.347, SLG: 0.500	1-3 2B		F7			F5	FC6-4 1-2f		F9		5	0	1	0	0	0	3
Bob Watson, R (1, 3) OBP: 0.357, SLG: 0.418	P3			4-3		4-3		1B WP 1B	F8		5	1	1	0	0	0	3
Jose Cruz, L (1, 7) OBP: 0.388, SLG: 0.398	F8			G3			WP 1B 2B	SSS K		1B 1B	5	2	2	0	0	1	3
Enos Cabell, R (1, 5) OBP: 0.335, SLG: 0.362		1B G3-6-3 1B		CS 1B			BBBB WP 1B BB	F9		1B 1-3 1B	4	2	3	0	1	0	1
Ed Herrmann, L (1, 2) OBP: 0.293, SLG: 0.349		G3-6-3 1-3 1B		CS 1-2	HR		G3 1-H 2-H 1B	1B WP 1-3 1B		1-3 3-H 1B	5	2	5	4	0	0	0
Roger Metzger, S (1, 6) OBP: 0.322, SLG: 0.311		G3-6-3 1-2f 3-H			SSS K		G3 1-2	1-3 3-H 1B		BBBB G4-6-3 BB	4	0	1	0	1	1	2
Joe Niekro, R (1, 1) OBP: 0.200, SLG: 0.333		SSS K			F7		FC3-6 2-H 1B	F9		G4-6-3 1-2f	2	0	0	0	0	1	0
Ken Boswell, L (7, PH) OBP: 0.325, SLG: 0.355											1	0	1	1	0	0	0
Ken Forsch, R (7, 1) OBP: 0.200, SLG: 0.111											2	0	0	0	0	0	4
Inning Stats	R: 0 E: 0 K: 0 S: 4 H: 1 LOB: 2 BB: 1 P: 8	R: 1 E: 0 K: 1 S: 6 H: 2 LOB: 0 BB: 0 P: 6	R: 0 E: 0 K: 0 S: 3 H: 1 LOB: 0 BB: 0 P: 3	R: 0 E: 0 K: 0 S: 3 H: 1 LOB: 0 BB: 0 P: 3	R: 1 E: 0 K: 1 S: 6 H: 1 LOB: 0 BB: 0 P: 6	R: 0 E: 0 K: 0 S: 3 H: 0 LOB: 0 BB: 0 P: 3	R: 3 E: 0 K: 0 S: 7 H: 4 LOB: 2 BB: 1 P: 11	R: 1 E: 0 K: 1 S: 8 H: 3 LOB: 2 BB: 0 P: 8	R: 0 E: 0 K: 0 S: 4 H: 1 LOB: 1 BB: 0 P: 4	R: 1 E: 0 K: 0 S: 4 H: 3 LOB: 1 BB: 1 P: 8	1B: 14 2B: 2 3B: 0 HR: 1 SF: 0 SAC: 0 DP: 3 HBP: 0						

PITCHER		IP	WLS	BF	H	R	ER	SO	BB	IBB	HBP	BLK	WP	HR	S	P	ERA	WHIP
Clay Kirby, R ERA: 4.97	(1, 1)	6.0		25	8	5	5	2	2	0	0	0	1	1	27	35	7.50	1.667
Joe Kerrigan, R ERA:	(7, 1)	1.0		5	2	0	0	0	0	0	0	0	0	0	5	5	0.00	2.000
Chip Lang, R ERA: 4.03	(8, 1)	2.0		10	4	1	1	1	0	0	0	0	1	0	12	12	4.50	2.000
Dale Murray, R ERA: 3.25	(10, 1)	1.0	L	5	3	1	1	0	1	0	0	0	0	0	4	8	9.00	4.000

PITCHER		IP	WLS	BF	H	R	ER	SO	BB	IBB	HBP	BLK	WP	HR	S	P	ERA	WHIP

TOP

Houston Astros @ Montreal Expos

Jarry Park, Montreal, QB

Sun Jul 18 1976, 7:05 PM EDT

Unknown - 68 F

livebaseballscorecards.com

AB	42
R	7
H	17
RBI	5
BB	3
SO	3
LOB	19

WP: 2 PA: 46
PB: 0
SB: 0
CS: 1

Houston Astros @ Montreal Expos

Jarry Park, Montreal, QB

Sun Jul 18 1976, 7:05 PM EDT

Unknown - 68 F

livebaseballscorecards.com

Batter	1	2	3	4	5	6	7	8	9	10	AB	R	H	RBI	BB	SO	LOB
Pepe Mangual, R (1, 7) OBP: 0.402, SLG: 0.357	F9		1-3		K		BB		HR BB		3	1	0	0	2	1	0
Ellis Valentine, R (1, 8) OBP: 0.283, SLG: 0.360	K		6-3		PB E FC4-2 BB		K		HR 1B		4	1	1	1	1	2	2
Mike Jorgensen, L (1, 9) Chip Lang, R (8, 1) Jose Morales, R (9, PH) OBP: 0.309, SLG: 0.473 Dale Murray, R (10, 1)	BB 1B BB		S 1B		FC4-2 FC6-4		3-1		HR		3 0 1 0	1 0 1 0	1 0 1 0	0 0 3 0	1 0 0 0	0 0 0 0	3 0 0 0
Andre Thornton, R (1, 3) OBP: 0.335, SLG: 0.407	1B BB		BB		FC6-4			P3	F8		3	0	0	0	2	0	1
Tim Foli, R (1, 6) OBP: 0.278, SLG: 0.396 Jerry White, S (10, PR) OBP: 0.305, SLG: 0.315	1B		F6			L4		K		SH1-4 1B	5 0	0 0	2 0	1 0	0 0	1 0	2 0
Pete Mackanin, R (1, 4) OBP: 0.275, SLG: 0.359	F5			5-3		L4		4-3		SH1-4	4	0	0	0	0	0	2
Barry Foote, R (1, 2) OBP: 0.259, SLG: 0.355		K		HR		F8			5-3	F7	5	1	1	1	0	1	2
Pepe Frias, R (1, 5) Jim Dwyer, L (9, PH) OBP: 0.269, SLG: 0.239 Larry Parrish, R (10, 5) OBP: 0.283, SLG: 0.320		4-3		5-3			F9		4-3	K	3 1 1	0 0 0	0 0 0	0 0 0	0 0 1	0 0 2	0 0 2
Clay Kirby, R (1, 1) OBP: 0.125, SLG: 0.133 Joe Kerrigan, R (7, 1) Jim Lyttle, L (7, PH) OBP: 0.318, SLG: 0.395 (8, 9)		F6		6-3			BB 1B		BB 1B		2 0 2	0 0 1	0 0 2	0 0 0	0 0 0	0 0 0	0 0 0
Inning Stats	R: 1 H: 1 E: 0 LOB: 2 K: 1 BB: 2 S: 6 P: 14	R: 0 H: 0 E: 0 LOB: 0 K: 1 BB: 0 S: 5 P: 5	R: 0 H: 1 E: 0 LOB: 2 K: 0 BB: 1 S: 4 P: 8	R: 1 H: 1 E: 0 LOB: 0 K: 0 BB: 0 S: 4 P: 4	R: 0 H: 0 E: 1 LOB: 1 K: 1 BB: 1 S: 5 P: 9	R: 0 H: 0 E: 0 LOB: 0 K: 0 BB: 0 S: 3 P: 3	R: 0 H: 1 E: 0 LOB: 2 K: 1 BB: 1 S: 6 P: 10	R: 0 H: 0 E: 0 LOB: 0 K: 1 BB: 0 S: 5 P: 5	R: 4 H: 3 E: 0 LOB: 0 K: 0 BB: 1 S: 6 P: 10	R: 0 H: 1 E: 0 LOB: 2 K: 1 BB: 0 S: 6 P: 6	1B: 6 SF: 0 2B: 0 SAC: 1 3B: 0 DP: 0 HR: 2 HBP: 0						

PITCHER	IP	WLS	BF	H	R	ER	SO	BB	IBB	HBP	BLK	WP	HR	S	P	ERA	WHIP
Joe Niekro, R (1, 1) ERA: 3.61	6.0		25	3	2	2	3	4	0	0	0	0	1	27	43	3.00	1.167
Ken Forsch, R (7, 1) ERA: 2.36	4.0	W	19	5	4	4	3	2	0	0	0	0	1	23	31	9.00	1.750

PITCHER	IP	WLS	BF	H	R	ER	SO	BB	IBB	HBP	BLK	WP	HR	S	P	ERA	WHIP

AB	37
R	6
H	8
RBI	6
BB	6
SO	6
LOB	14

WP: 0 PA: 44
PB: 1
SB: 1
CS: 0

Batter	1	2	3	4	5	6	7	8	9	AB	R	H	RBI	BB	SO	LOB
Greg Gross, L (1, 9) OBP: 0.365, SLG: 0.340	F8	1B		G3 E 1B	F7	2B 2-H		5-3 3B		6	3	4	1	0	0	0
Rob Andrews, R (1, 4) OBP: 0.341, SLG: 0.337	1B 1B	1-2		K 1-2	BB 1B	2B 1-H		5-3 1-2		5	3	3	1	1	1	2
Cesar Cedeno, R (1, 8) OBP: 0.348, SLG: 0.502 Wilbur Howard, S (7, 8) OBP: 0.238, SLG: 0.286	1B 1B 1-3	K		G3 2-3	F4	2B 2-H		1B 2-H		5 1	1 1	2 1	1 1	0 0	1 0	4 0
Bob Watson, R (1, 3) OBP: 0.360, SLG: 0.419 Cliff Johnson, R (7, 3) OBP: 0.359, SLG: 0.382	BB 1B 4-3 1-3 3-H	F8		1B 1B 3-H	1B BB 1-2	5-3		1B 3-H		4 1	2 0	2 1	2 1	1 0	0 0	3 0
Jose Cruz, L (1, 7) OBP: 0.391, SLG: 0.401	4-3 BB 1-2 3-H	K		E 1B 1-3	1-3 2-H		F9	4-3		6	1	3	2	0	1	1
Enos Cabell, R (1, 5) OBP: 0.341, SLG: 0.365	4-3 1-2 2-3	E5 4-3 WP		E5 1-3	F8		1B		6-3	5	2	3	1	1	0	2
Ed Herrmann, L (1, 2) OBP: 0.297, SLG: 0.351 Skip Jutze, R (7, 2) OBP: 0.179, SLG: 0.203	4-3 1-2 2-3 3-H	4-3 2-3		WP 1B 2-H 3-H		K	G1-6-3 1-3		1-6-3	5 1	0 0	2 0	3 0	0 0	1 0	3 0
Roger Metzger, S (1, 6) OBP: 0.328, SLG: 0.313 Jerry Davanon, R (7, PH) OBP: 0.429, SLG: 0.571 (7, 6)	K	BB 3-H		WP 1-2	SH2-4 1B BB	G1-6-3 1-2f		BB		2 1	1 0	1 0	0 0	2 1	1 0	2 2
Dan Larson, R (1, 1)	4-3	4-3	K 1-2 2-3		SH2-4 1-2			4-3	4-3	5	0	0	0	0	1	4
Inning Stats	R: 3 E: 0 K: 1 S: 9 H: 4 LOB: 2 BB: 1 P: 13	R: 0 E: 0 K: 1 S: 7 H: 2 LOB: 2 BB: 0 P: 7	R: 1 E: 1 K: 1 S: 6 H: 1 LOB: 1 BB: 1 P: 10	R: 4 E: 2 K: 2 S: 13 H: 6 LOB: 2 BB: 0 P: 13	R: 1 E: 0 K: 0 S: 4 H: 1 LOB: 2 BB: 2 P: 12	R: 3 E: 0 K: 1 S: 8 H: 3 LOB: 1 BB: 1 P: 12	R: 0 E: 0 K: 0 S: 4 H: 2 LOB: 1 BB: 0 P: 4	R: 2 E: 0 K: 0 S: 6 H: 3 LOB: 1 BB: 0 P: 6	R: 0 E: 0 K: 0 S: 3 H: 0 LOB: 1 BB: 1 P: 7	1B: 19 2B: 2 3B: 1 HR: 0 SF: 0 SAC: 1 DP: 1 HBP: 0						

TOP

Houston Astros @ Montreal Expos

Jarry Park, Montreal, QB

Sun Jul 18 1976, 7:05 PM EDT

Att. 11,641 - Unknown

livebaseballscorecards.com

AB	47
R	14
H	22
RBI	13
BB	6
SO	6
LOB	23

PITCHER		IP	WLS	BF	H	R	ER	SO	BB	IBB	HBP	BLK	WP	HR	S	P	ERA	WHIP
Steve Dunning, R ERA: 5.88	(1, 1)	3.2	L	23	10	7	6	4	2	0	0	0	1	0	29	37	14.73	3.273
Dan Warthen, L ERA: 6.31	(4, 1)	2.0		16	7	5	5	2	3	0	0	0	1	0	17	29	22.50	5.000
Joe Kerrigan, R ERA: 4.15	(6, 1)	2.1		11	5	2	2	0	0	0	0	0	0	0	11	11	7.71	2.143
Dale Murray, R ERA: 3.19	(9, 1)	1.0		4	0	0	0	0	1	0	0	0	0	0	3	7	0.00	1.000

PITCHER	IP	WLS	BF	H	R	ER	SO	BB	IBB	HBP	BLK	WP	HR	S	P	ERA	WHIP

Batter	1	2	3	4	5	6	7	8	9	AB	R	H	RBI	BB	SO	LOB
Ellis Valentine, R (1, 8) OBP: 0.298, SLG: 0.358	S S S 0-3 ① K		x 0-0 FC4 1B			B B B B 4-0 FC5 1B BB		S S S 0-3 ① K		3	0	1	0	1	2	0
Jim Lyttle, L (1, 9) OBP: 0.315, SLG: 0.381	B B B B 4-0 2B BB		x 0-0 ② FC4 1-2f			S S S 0-3 ① K		x 0-0 ② F8		3	0	0	0	1	1	2
Mike Jorgensen, L (1, 7) OBP: 0.339, SLG: 0.363	x 0-0 1-3 2B		S S S 0-3 ③ K			x 0-0 FC5 1-2 1B 1B		x 0-0 1B		4	1	3	0	0	1	1
Andre Thornton, R (1, 3) OBP: 0.329, SLG: 0.399	x 0-0 ② 5-3			x 0-0 ① 6-3		x 0-0 ② FC5 FC5 1B 1-2 2-3f		x 0-0 ③ F7		4	0	0	0	0	0	5
Tim Foli, R (1, 6) OBP: 0.276, SLG: 0.393	x 0-0 ③ 1-3			x 0-0 ② P3		x 0-0 1-2 2-H 1B			x 0-0 ① 4-3	2	0	0	0	0	0	2
Barry Foote, R (6, 5) OBP: 0.262, SLG: 0.356										2	0	1	1	0	0	0
Pete Mackanin, R (1, 4) OBP: 0.271, SLG: 0.354		x 0-0 ① 6-3		S S S 0-3 ③ K		x 0-0 ③ FC5 2-3f			x 0-0 ② 5-3	4	0	0	0	0	1	2
Larry Johnson, R (1, 2) OBP: 0.154, SLG: 0.231		x 0-0 ② 5-3			x 0-0 ① 4-3		x 0-0 ① G3		x 0-0 ③ F8	4	0	0	0	0	0	0
Pepe Frias, R (1, 5) (6, 6) OBP: 0.276, SLG: 0.278		x 0-0 ③ 6-3			S S S 0-3 ② K		x 0-0 ② 5-3			3	0	0	0	0	1	0
Steve Dunning, R (1, 1) Dan Warthen, S (4, 1) Joe Kerrigan, R (6, 1) Dale Murray, R (9, 1)			S S S 0-3 ① K		S S S 0-3 ③ K		S S S 0-3 ③ K			1 1 1 0	0 0 0 0	0 0 0 0	0 0 0 0	0 0 0 0	1 1 1 0	0 0 0 0
Inning Stats	R: 0 H: 1 E: 0 LOB: 2 K: 1 BB: 1 S: 6 P: 10	R: 0 H: 0 E: 0 LOB: 0 K: 0 BB: 0 S: 3 P: 3	R: 0 H: 1 E: 0 LOB: 1 K: 2 BB: 0 S: 8 P: 8	R: 0 H: 0 E: 0 LOB: 0 K: 1 BB: 0 S: 5 P: 5	R: 0 H: 0 E: 0 LOB: 0 K: 2 BB: 0 S: 7 P: 7	R: 1 H: 2 E: 0 LOB: 2 K: 1 BB: 1 S: 7 P: 11	R: 0 H: 0 E: 0 LOB: 0 K: 1 BB: 0 S: 5 P: 5	R: 0 H: 1 E: 0 LOB: 1 K: 1 BB: 0 S: 6 P: 6	R: 0 H: 0 E: 0 LOB: 0 K: 0 BB: 0 S: 3 P: 3	1B: 4 SF: 0 2B: 1 SAC: 0 3B: 0 DP: 0 HR: 0 HBP: 0						

PITCHER	IP	WLS	BF	H	R	ER	SO	BB	IBB	HBP	BLK	WP	HR	S	P	ERA	WHIP
Dan Larson, R (1, 1) ERA: 1.0	9.0	W	34	5	1	1	9	2	0	0	0	0	0	50	58	1.00	0.778

PITCHER	IP	WLS	BF	H	R	ER	SO	BB	IBB	HBP	BLK	WP	HR	S	P	ERA	WHIP

BOTTOM

Houston Astros @ Montreal Expos

Jarry Park, Montreal, QB

Sun Jul 18 1976, 7:05 PM EDT

Att. 11,641 - Unknown

livebaseballscorecards.com

AB	32
R	1
H	5
RBI	1
BB	2
SO	9
LOB	12

Batter	1	2	3	4	5	6	7	8	9	AB	R	H	RBI	BB	SO	LOB
Greg Gross, L (1, 9) OBP: 0.369, SLG: 0.345	G6-3, 1B		1-3		4-3 2-3		SF9, SH1-4 1-2 3-H 1B		F9, 1B	5	0	3	1	0	0	1
Rob Andrews, R (1, 4) OBP: 0.347, SLG: 0.341	G6-3 1-2f		1B		BBBB 1B BB		SH1-4 1-2 2-3		FC6-4 1-2 1B	3	0	2	0	1	0	1
Cesar Cedeno, R (1, 8) OBP: 0.351, SLG: 0.500	BBBB BB		1-3		1-2 3-H 1B		IBB		F9 2-3	3	0	1	1	2	0	3
Bob Watson, R (1, 3) OBP: 0.358, SLG: 0.417	5-3			CS, BB 1B	SSS K		SF9 2-3 3-H		FC6-4 1-2f	4	0	1	1	0	1	5
Jose Cruz, L (1, 7) OBP: 0.393, SLG: 0.400		G5-4-3 1B		BBBB 1-2 BB		F8	6-3			3	0	1	0	1	0	2
Enos Cabell, R (1, 5) OBP: 0.337, SLG: 0.361		G5-4-3 1-2f		SSS K		1-3		1-3		4	0	0	0	0	1	3
Ed Herrmann, L (1, 2) OBP: 0.295, SLG: 0.348		1B		SSS K 2-3		G3		F7		4	0	1	0	0	1	2
Roger Metzger, S (1, 6) OBP: 0.330, SLG: 0.315		F7			4-3, SH3-4 1B 1B		1B 1B 1B	4-3		4	2	2	0	0	0	1
J.R. Richard, R (1, 1) OBP: 0.117, SLG: 0.136			SSS K	SH3-4 1-2			SH1-4, 1B 1-3 SF9 1B		1-3	3	1	1	0	0	1	0
Inning Stats	R: 0 E: 0 K: 0 S: 3 H: 1 LOB: 1 BB: 1 P: 7	R: 0 E: 0 K: 0 S: 4 H: 2 LOB: 1 BB: 0 P: 4	R: 0 E: 0 K: 1 S: 6 H: 1 LOB: 1 BB: 0 P: 6	R: 0 E: 0 K: 2 S: 7 H: 1 LOB: 2 BB: 1 P: 11	R: 1 E: 0 K: 1 S: 7 H: 2 LOB: 2 BB: 1 P: 11	R: 0 E: 0 K: 0 S: 3 H: 0 LOB: 0 BB: 0 P: 3	R: 2 E: 0 K: 0 S: 6 H: 3 LOB: 2 BB: 1 P: 10	R: 0 E: 0 K: 0 S: 3 H: 0 LOB: 0 BB: 0 P: 3	R: 0 E: 0 K: 0 S: 5 H: 2 LOB: 2 BB: 0 P: 5	1B: 12 2B: 1 3B: 0 HR: 0 SF: 1 SAC: 2 DP: 3 HBP: 0						

PITCHER		IP	WLS	BF	H	R	ER	SO	BB	IBB	HBP	BLK	WP	HR	S	P	ERA	WHIP
Steve Rogers, R ERA: 3.81	(1, 1)	7.0	L	32	10	3	3	4	3	1	0	0	0	0	36	52	3.86	1.857
Dale Murray, R ERA: 3.09	(8, 1)	2.0		8	2	0	0	0	0	0	0	0	0	0	8	8	0.00	1.000

PITCHER	IP	WLS	BF	H	R	ER	SO	BB	IBB	HBP	BLK	WP	HR	S	P	ERA	WHIP

TOP

Houston Astros @ Montreal Expos

Jarry Park, Montreal, QB

Mon Jul 19 1976, 7:05 PM EDT

Att. 7,563 - Unknown - 82 F

livebaseballscorecards.com

AB	33
R	3
H	12
RBI	3
BB	4
SO	4
LOB	18

WP: 0 PA: 40
PB: 0
SB: 0
CS: 1

Houston Astros @ Montreal Expos

Jarry Park, Montreal, QB

Mon Jul 19 1976, 7:05 PM EDT

Att. 7,563 - Unknown - 82 F

BOTTOM

Batter	1	2	3	4	5	6	7	8	9	AB	R	H	RBI	BB	SO	LOB
Pepe Mangual, R (1, 7) OBP: 0.403, SLG: 0.353	S S S 0-3 ① K		B B B 4-0 FC6-4 1-2 BB		x 0-0 ② 6-3		B B B 4-0 BB		x 0-0 ③ 5-3	2	0	0	0	2	1	0
Dale Murray, R (8, 1)										0	0	0	0	0	0	0
Jerry White, S (9, PH) OBP: 0.303, SLG: 0.313										1	0	0	0	0	0	2
Ellis Valentine, R (1, 8) OBP: 0.295, SLG: 0.351	x 0-0 ② F8		x 0-0 ① FC6-4 L4-3 1-2f 2-3		x 0-0 S 1B		x 0-0 ③ P3			4	0	1	0	0	0	4
Mike Jorgensen, L (1, 9) OBP: 0.337, SLG: 0.358	B B B B 4-0 BB BB		x 0-0 ② ③ L4-3 1-2		x 0-0 ③ F7 1-2			S S S 0-3 ① K		3	0	0	0	1	1	3
Andre Thornton, R (1, 3) OBP: 0.332, SLG: 0.395	B B B B 4-0 1-2 BB			H 1-0 FC4 HBP		x 0-0 ① 6-3		x 0-0 ② F8		2	0	0	0	1	0	0
Larry Parrish, R (1, 5) OBP: 0.279, SLG: 0.315	S S S 0-3 ③ K			x 0-0 ① FC4 1B WP 1-2f		x 0-0 ② 6-3		x 0-0 ③ 6-3		4	1	0	0	0	1	3
Tim Foli, R (1, 6) OBP: 0.276, SLG: 0.391		x 0-0 ① 5-3		x 0-0 WP 2-3 1B		x 0-0 ③ P3			x 0-0 ① 6-3	4	0	1	0	0	0	0
Pete Mackanin, R (1, 4) OBP: 0.269, SLG: 0.350		S S S 0-3 ② K		S S S 0-3 ② K 1-2 3-H			S S S 0-3 ① K		x 0-0 BB 1B	3	0	0	0	0	3	1
Jose Morales, R (9, PH) OBP: 0.316, SLG: 0.479										1	0	1	0	0	0	0
Larry Johnson, R (9, PR) OBP: 0.154, SLG: 0.231										0	0	0	0	0	0	0
Barry Foote, R (1, 2) OBP: 0.261, SLG: 0.359		x 0-0 ③ F5		x 0-0 ③ F8			x 0-0 2B		x 0-0 ② F8	4	0	1	0	0	0	2
Steve Rogers, R (1, 1) OBP: 0.128, SLG: 0.128			x 0-0 FC6-4 BB 1B		S S S 0-3 ① K		x 0-0 ② F7		B B B B 4-0 1-2 BB	2	0	1	0	0	1	0
Jim Lyttle, L (7, PH) OBP: 0.319, SLG: 0.376										1	0	0	0	1	0	1
										(8, 7)						

livebaseballscorecards.com

AB	31
R	1
H	5
RBI	0
BB	5
SO	7
LOB	16

Inning Stats	1	2	3	4	5	6	7	8	9	1B: 4	SF: 0	WP: 1	PA: 37
	R: 0 H: 0	R: 0 H: 0	R: 0 H: 1	R: 1 H: 1	R: 0 H: 1	R: 0 H: 0	R: 0 H: 1	R: 0 H: 0	R: 0 H: 1	2B: 2	SAC: 0	PB: 0	
	E: 0 LOB: 2	E: 0 LOB: 0	E: 0 LOB: 1	E: 1 LOB: 1	E: 0 LOB: 1	E: 0 LOB: 0	E: 0 LOB: 2	E: 0 LOB: 0	E: 0 LOB: 2	3B: 0	DP: 1	SB: 1	
	K: 2 BB: 2	K: 1 BB: 0	K: 0 BB: 1	K: 1 BB: 0	K: 1 BB: 0	K: 0 BB: 0	K: 1 BB: 1	K: 1 BB: 0	K: 0 BB: 1	HR: 0	HBP: 1	CS: 0	
	S: 7 P: 15	S: 5 P: 5	S: 3 P: 7	S: 6 P: 7	S: 6 P: 6	S: 3 P: 3	S: 6 P: 10	S: 5 P: 5	S: 4 P: 8				

PITCHER	IP	WLS	BF	H	R	ER	SO	BB	IBB	HBP	BLK	WP	HR	S	P	ERA	WHIP
J.R. Richard, R (1, 1) ERA: 2.75	9.0	W	37	5	1	0	7	5	0	1	0	1	0	45	66	0.00	1.111

PITCHER	IP	WLS	BF	H	R	ER	SO	BB	IBB	HBP	BLK	WP	HR	S	P	ERA	WHIP

Batter	1	2	3	4	5	6	7	8	9	AB	R	H	RBI	BB	SO	LOB
Jerry Royster, R (1, 5) OBP: 0.315, SLG: 0.321	F4		G4-6-3, 2-H, 1B		FC5-4, 1-2f			HR	F8	5	1	2	2	0	0	3
Biff Pocoroba, S (1, 2) OBP: 0.292, SLG: 0.266	K		G4-6-3, 1-2f			HBP, BB		6-3		3	0	0	0	1	1	1
Jimmy Wynn, R (1, 8) OBP: 0.395, SLG: 0.397	BB			5-3		F7		FC6-4, BB		2	0	0	0	2	0	1
Willie Montanez, L (1, 3) OBP: 0.358, SLG: 0.434	4-3			F9		F7		FC6-4, 1-2f		4	0	0	0	0	0	3
Ken Henderson, S (1, 9) OBP: 0.366, SLG: 0.412		F8		3-1		1-2, HBP		6-3		3	0	0	0	0	0	1
Dave May, L (1, 7) OBP: 0.304, SLG: 0.303		F5			G3-6-1, 1B, 1B, BB	K			E, 1B	3	1	1	0	1	1	2
Craig Robinson, R (9, PR) OBP: 0.343, SLG: 0.250										0	0	0	0	0	0	0
Darrel Chaney, S (1, 6) OBP: 0.336, SLG: 0.347		CS, BB			G3-6-1, 1-2, 1B		K		FC3, 1-2	3	0	1	0	1	1	1
Rod Gilbreath, R (1, 4) OBP: 0.331, SLG: 0.388		CS, 1-2	WP, SH2-4, 1B, 1B		G3-6-1, 1-2f, 2-3	F9			K	4	1	1	0	0	1	4
Andy Messersmith, R (1, 1) OBP: 0.273, SLG: 0.216			SH2-4, 1-2		FC5-4, 3-H, 1B	K			K	2	0	1	1	0	1	0
Cito Gaston, R (9, PH) OBP: 0.432, SLG: 0.485										1	0	0	0	0	1	2
Inning Stats	R: 0 E: 0 K: 1 S: 5 H: 0 LOB: 1 BB: 1 P: 9	R: 0 E: 0 K: 0 S: 2 H: 0 LOB: 0 BB: 1 P: 6	R: 1 E: 0 K: 0 S: 4 H: 2 LOB: 0 BB: 0 P: 4	R: 0 E: 0 K: 0 S: 3 H: 0 LOB: 0 BB: 0 P: 3	R: 1 E: 0 K: 0 S: 4 H: 2 LOB: 1 BB: 1 P: 8	R: 0 E: 0 K: 1 S: 5 H: 0 LOB: 2 BB: 1 P: 10	R: 0 E: 0 K: 2 S: 7 H: 0 LOB: 0 BB: 0 P: 7	R: 1 E: 0 K: 0 S: 4 H: 1 LOB: 1 BB: 1 P: 8	R: 0 E: 1 K: 2 S: 9 H: 1 LOB: 2 BB: 0 P: 9	1B: 5 2B: 0 3B: 0 HR: 1 SF: 0 SAC: 1 DP: 2 HBP: 1	WP: 1 PB: 0 SB: 0 CS: 1 PA: 38					

PITCHER	IP	WLS	BF	H	R	ER	SO	BB	IBB	HBP	BLK	WP	HR	S	P	ERA	WHIP
Don Carrithers, R (1, 1) ERA: 4.61	9.0	W	37	6	3	3	6	5	0	1	0	1	1	43	64	3.00	1.222

PITCHER	IP	WLS	BF	H	R	ER	SO	BB	IBB	HBP	BLK	WP	HR	S	P	ERA	WHIP

TOP

Atlanta Braves @ Montreal Expos

Jarry Park, Montreal, QB

Tue Jul 20 1976, 7:05 PM EDT

Att. 10,423 - Overcast - 73 F

livebaseballscorecards.com

AB	30
R	3
H	6
RBI	3
BB	5
SO	6
LOB	18

Atlanta Braves @ Montreal Expos

Jarry Park, Montreal, QB

Tue Jul 20 1976, 7:05 PM EDT

Att. 10,423 - Overcast - 73 F

BOTTOM

Batter	1	2	3	4	5	6	7	8	9	AB	R	H	RBI	BB	SO	LOB
Jerry White, S (1, 7) OBP: 0.307, SLG: 0.317	G3	2B 3-H 1B		K			CS 1B			4	0	2	1	0	1	0
Ellis Valentine, R (1, 8) OBP: 0.308, SLG: 0.393	1B 2B	1-3 2B		5-3			F9 1-2			4	1	2	0	0	0	1
Mike Jorgensen, L (1, 9) (9, 3) OBP: 0.336, SLG: 0.356	BB 2-H 1B	K		F4			F3			4	0	1	1	0	1	2
Andre Thornton, R (1, 3) OBP: 0.335, SLG: 0.391 Jim Lyttle, L (9, 9) OBP: 0.319, SLG: 0.376	1-2 BB	FC5-4 BB	K		K			K		2 0	0 0	0 0	0 0	2 0	2 0	0 0
Larry Parrish, R (1, 5) OBP: 0.278, SLG: 0.314	F7	FC5-4 1B 1-2f 1B			5-3-2 1B			F2		4	1	1	0	0	0	3
Tim Foli, R (1, 6) OBP: 0.275, SLG: 0.389 Pete Mackanin, R (3, PH) (4, 4) OBP: 0.269, SLG: 0.350	F8	1B 1-3 SF9 1B			5-3-2 1-1f			5-3		1 3	0 1	0 1	0 0	0 0	0 0	2 1
Barry Foote, R (1, 2) OBP: 0.262, SLG: 0.359		5-3	1-3 3-H 1B			5-3				3	0	1	1	0	0	0
Pepe Frias, R (1, 4) (4, 6) OBP: 0.262, SLG: 0.268		6-3	SF9 3-H			F3				2	0	0	1	0	0	0
Don Carrithers, R (1, 1) OBP: 0.100, SLG: 0.200		1B 3B	5-3			K				3	1	1	0	0	1	1
Inning Stats	R: 1 E: 0 K: 0 S: 5 H: 2 LOB: 2 BB: 1 P: 9	R: 1 E: 0 K: 1 S: 8 H: 3 LOB: 2 BB: 0 P: 8	R: 2 E: 0 K: 0 S: 5 H: 2 LOB: 1 BB: 1 P: 9	R: 0 E: 0 K: 1 S: 5 H: 0 LOB: 0 BB: 0 P: 5	R: 0 E: 0 K: 1 S: 5 H: 1 LOB: 0 BB: 0 P: 5	R: 0 E: 0 K: 1 S: 5 H: 0 LOB: 0 BB: 0 P: 5	R: 0 E: 0 K: 0 S: 3 H: 1 LOB: 0 BB: 0 P: 3	R: 0 E: 0 K: 1 S: 5 H: 0 LOB: 0 BB: 0 P: 5		1B: 6 2B: 3 3B: 1 HR: 0 SF: 1 SAC: 0 DP: 1 HBP: 0				WP: 0 PB: 0 SB: 0 CS: 1 PA: 33		

PITCHER	IP	WLS	BF	H	R	ER	SO	BB	IBB	HBP	BLK	WP	HR	S	P	ERA	WHIP
Andy Messersmith, R (1, 1) ERA: 2.9	8.0	L	33	9	4	4	5	2	0	0	0	0	0	41	49	4.50	1.375

PITCHER	IP	WLS	BF	H	R	ER	SO	BB	IBB	HBP	BLK	WP	HR	S	P	ERA	WHIP

AB	30
R	4
H	9
RBI	4
BB	2
SO	5
LOB	10

livebaseballscorecards.com

Batter	1	2	3	4	5	6	7	8	9	AB	R	H	RBI	BB	SO	LOB
Jerry Royster, R (1, 5) OBP: 0.323, SLG: 0.323	x 0-0 SH1-4 1B		BBBB 4-0 S 1B BB		BBBB 4-0 G6-3 BB	BBBB 4-0 BB		x 0-0 ③ 1-3		2	1	1	0	3	0	1
Rod Gilbreath, R (1, 4) OBP: 0.335, SLG: 0.387	x 0-0 ① SH1-4 1-2		BBBB 4-0 3-4-1 1B 1-2 BB		x 0-0 ①② G6-3 1-2f	x 0-0 ③ F9			x 0-0 G1-4-3 1B	3	0	1	0	1	0	4
Jimmy Wynn, R (1, 8) OBP: 0.393, SLG: 0.393	x 0-0 ② F7		x 0-0 3-4-1 1-2 2-H 1B		x 0-0 ③ F7		x 0-0 ① F5		x 0-0 ①② G1-4-3 1-2f	5	0	1	1	0	0	2
Willie Montanez, L (1, 3) OBP: 0.353, SLG: 0.428	SSS 0-3 ③ K		x 0-0 ② 3-4-1 1-2 2-3			x 0-0 ① 6-3	x 0-0 ② 1-5-3		x 0-0 ③ F7	5	0	0	0	0	1	3
Ken Henderson, S (1, 9) OBP: 0.371, SLG: 0.415		x 0-0 ① F8	BBBB 4-0 BB			x 0-0 1B 1B	x 0-0 FC4-6 1B			3	1	2	0	1	0	0
Dave May, L (1, 7) OBP: 0.303, SLG: 0.301 Mike Marshall, R (7, 1) OBP: 0.385, SLG: 0.125		x 0-0 ② 4-3	x 0-0 ③ F9			x 0-0 1B 1-3 1B	x 0-0 ③ FC4-6 1-2f			4 0	1 0	1 0	0 0	0 0	0 0	4 0
Darrel Chaney, S (1, 6) OBP: 0.338, SLG: 0.349		x 0-0 FC4-6 1B		x 0-0 ① 4-3		x 0-0 SH1-4 1B 1-3 3-H 1B		x 0-0 ① 1-3		4	0	2	1	0	0	0
Biff Pocoroba, S (1, 2) OBP: 0.291, SLG: 0.266		x 0-0 ③ FC4-6 1-2f		x 0-0 ② 4-3		x 0-0 SH1-4 1-2 3-H 1B		x 0-0 ② 4-3		4	0	1	1	0	0	1
Dick Ruthven, R (1, 1) OBP: 0.231, SLG: 0.167 Bruce Dal Canton, R (6, 1) OBP: 0.200, SLG: 0.200 Tom Paciorek, R (7, 7) OBP: 0.361, SLG: 0.423			SSS 0-3 ① K	x 0-0 ③ 6-3		x 0-0 ② SH1-4 1-2 2-3		x 0-0 1B		2 0 1	0 0 0	0 0 1	0 0 0	0 0 0	1 0 0	0 0 0
Inning Stats	R: 0 H: 1 E: 0 LOB: 1 K: 1 BB: 0 S: 6 P: 6	R: 0 H: 1 E: 0 LOB: 1 K: 0 BB: 0 S: 4 P: 4	R: 1 H: 1 E: 0 LOB: 3 K: 1 BB: 3 S: 6 P: 18	R: 0 H: 0 E: 0 LOB: 0 K: 0 BB: 0 S: 3 P: 3	R: 0 H: 0 E: 0 LOB: 0 K: 0 BB: 1 S: 2 P: 6	R: 2 H: 4 E: 0 LOB: 3 K: 0 BB: 1 S: 7 P: 11	R: 0 H: 1 E: 0 LOB: 1 K: 0 BB: 0 S: 4 P: 4	R: 0 H: 1 E: 0 LOB: 1 K: 0 BB: 0 S: 4 P: 4	R: 0 H: 1 E: 0 LOB: 0 K: 0 BB: 0 S: 3 P: 3	1B: 10 SF: 0 2B: 0 SAC: 2 3B: 0 DP: 2 HR: 0 HBP: 0						

TOP

Atlanta Braves @ Montreal Expos

Jarry Park, Montreal, QB

Wed Jul 21 1976, 7:05 PM EDT

Att. 10,171 - Unknown - 75 F

livebaseballscorecards.com

AB	33
R	3
H	10
RBI	3
BB	5
SO	2
LOB	15

PITCHER		IP	WLS	BF	H	R	ER	SO	BB	IBB	HBP	BLK	WP	HR	S	P	ERA	WHIP
Don Stanhouse, R ERA: 2.58	(1, 1)	6.0		29	7	3	3	2	5	0	0	0	0	0	28	48	4.50	2.000
Dale Murray, R ERA: 2.96	(7, 1)	3.0	W	11	3	0	0	0	0	0	0	0	0	0	11	11	0.00	1.000

PITCHER	IP	WLS	BF	H	R	ER	SO	BB	IBB	HBP	BLK	WP	HR	S	P	ERA	WHIP

WP: 0 PA: 40
PB: 0
SB: 1
CS: 0

Batter	1	2	3	4	5	6	7	8	9	AB	R	H	RBI	BB	SO	LOB
Ellis Valentine, R (1, 8) OBP: 0.304, SLG: 0.385	F8		1-3		1B	PB 1-2 3-H		1-3		5	0	1	0	0	0	2
Del Unser, L (1, 7) OBP: 0.275, SLG: 0.341	F7		G3		K		6-3			3	1	0	0	1	1	2
Mike Jorgensen, L (1, 9) (8, 3) OBP: 0.346, SLG: 0.364	1B			G5-3 HBP 1B		1B BB 1B BB	1B FC5-4 BB			3	1	3	0	1	0	0
Andre Thornton, R (1, 3) OBP: 0.333, SLG: 0.386 Jim Lyttle, L (8, 9) OBP: 0.319, SLG: 0.376	F8			F3		F7	FC5-4 BB 1-3 1B			3 0	0 0	0 0	0 0	1 0	0 0	3 0
Larry Parrish, R (1, 5) OBP: 0.281, SLG: 0.311		4-3		1-2 HBP		1B 1-2 1B BB	FC5-4 1-2 BB			2	1	0	1	1	0	2
Barry Foote, R (1, 2) OBP: 0.267, SLG: 0.362		1B		G5-3 2-3f		1B 1-2 2-3 1B	FC5-4 1-2f 2-3 3-H			4	1	2	0	0	0	4
Pete Mackanin, R (1, 4) OBP: 0.268, SLG: 0.348 Jose Morales, R (6, PH) OBP: 0.323, SLG: 0.484 Jerry White, S (6, PR) OBP: 0.307, SLG: 0.317 Dale Murray, R (7, 1)	K		6-3		1B 1-3 2-H 3-H PB 1B	F7				2 1 0 1	0 0 0 0	0 1 0 0	0 2 0 0	0 0 0 0	1 0 0 0	1 0 0 0
Pepe Frias, R (1, 6) (7, 4) OBP: 0.246, SLG: 0.250	6-3		4-3		F9		1-3			4	0	0	0	0	0	3
Don Stanhouse, R (1, 1) OBP: 0.429, SLG: 0.375 Tim Foli, R (6, PH) OBP: 0.276, SLG: 0.390 (7, 6)		6-3			1B BB	PB 1-3 3-H 1B		F9		1 2	0 0	0 1	0 1	1 0	0 0	0 0
Inning Stats	R: 0 H: 1 E: 0 LOB: 1 K: 0 BB: 0 S: 4 P: 4	R: 0 H: 1 E: 0 LOB: 1 K: 1 BB: 0 S: 6 P: 6	R: 0 H: 0 E: 0 LOB: 0 K: 0 BB: 0 S: 3 P: 3	R: 0 H: 1 E: 0 LOB: 1 K: 0 BB: 0 S: 3 P: 4	R: 0 H: 1 E: 0 LOB: 2 K: 1 BB: 1 S: 6 P: 10	R: 3 H: 3 E: 0 LOB: 3 K: 0 BB: 2 S: 5 P: 13	R: 1 H: 1 E: 0 LOB: 2 K: 0 BB: 2 S: 4 P: 12	R: 0 H: 0 E: 0 LOB: 0 K: 0 BB: 0 S: 3 P: 3		1B: 8 SF: 0 2B: 0 SAC: 0 3B: 0 DP: 1 HR: 0 HBP: 1						

PITCHER		IP	WLS	BF	H	R	ER	SO	BB	IBB	HBP	BLK	WP	HR	S	P	ERA	WHIP
Dick Ruthven, R ERA: 3.24	(1, 1)	5.2		27	7	3	3	2	3	0	1	0	0	0	27	40	4.76	1.765
Bruce Dal Canton, R ERA: 2.09	(6, 1)	0.2	L	4	1	1	1	0	1	0	0	0	0	0	2	6	13.50	3.000
Mike Marshall, R ERA: 4.02	(7, 1)	1.2		6	0	0	0	0	1	0	0	0	0	0	5	9	0.00	0.600

PITCHER	IP	WLS	BF	H	R	ER	SO	BB	IBB	HBP	BLK	WP	HR	S	P	ERA	WHIP

BOTTOM

Atlanta Braves @ Montreal Expos

Jarry Park, Montreal, QB

Wed Jul 21 1976, 7:05 PM EDT

Att. 10,171 - Unknown - 75 F

livebaseballscorecards.com

AB	31
R	4
H	8
RBI	4
BB	5
SO	2
LOB	17

WP: 0 PA: 37
PB: 1
SB: 0
CS: 0

Batter	1	2	3	4	5	6	7	8	9	AB	R	H	RBI	BB	SO	LOB
Jerry Royster, R (1, 5) OBP: 0.328, SLG: 0.330	4-3 SF9 2B		BBB 4-0 CS BB		SSS 0-3 ③ K		x 0-0 ① SH1-3 1-2		x 0-0 FC5-4 1-2 1B	3	1	2	0	1	1	0
Rod Gilbreath, R (1, 4) OBP: 0.331, SLG: 0.382 Rob Belloir, R (4, 4) OBP: 0.353, SLG: 0.357	0-0 ① 4-3 2-3		SSS 0-3 ②③ K 1-2			x 0-0 ① 6-3	SSS 0-3 ② K		x 0-0 ① FC5-4 1B 1-2f 2-3 1B	2 3	0 1	0 0	0 0	0 0	1 1	2 3
Jimmy Wynn, R (1, 8) OBP: 0.390, SLG: 0.389	x 0-0 ② SF9 3-H			x 0-0 ① 4-3		BBBBB 4-0 BB 1B 1B	SSS 0-3 ③ K		SSS 0-3 ② K	3	1	0	1	1	2	3
Willie Montanez, L (1, 3) OBP: 0.354, SLG: 0.428	SSS 0-3 ③ K			SSS 0-3 ② K		x 0-0 BB 1B 1-2 1B		x 0-0 ① 3-1	x 0-0 1B 1-3 3-H 1B	5	1	2	1	0	2	0
Tom Paciorek, R (1, 7) OBP: 0.368, SLG: 0.421		SSS 0-3 ① K		BBBBB 4-0 HR BB		BBBBB 4-0 1B 1B 1-2 2-3 BB		x 0-0 ② 4-3	x 0-0 FC4-6 1-3 3-H 1B	3	1	1	1	2	1	0
Ken Henderson, S (1, 9) OBP: 0.375, SLG: 0.427		SSS 0-3 ② K		x 0-0 1-H HR		x 0-0 1B 1-3 2-H 3-H 1B		BBBBB 4-0 BB BB	x 0-0 ③ FC4-6 1-2f	4	1	2	4	1	1	2
Earl Williams, R (1, 2) OBP: 0.286, SLG: 0.375		BBBBB 4-0 BB	x 0-0 ③ 3-1		SSS 0-3 ② K			BBBBB 4-0 1-2 BB		0	0	0	0	0	0	0
Darrel Chaney, S (1, 6) OBP: 0.337, SLG: 0.348		SSS 0-3 ③ K2-3			x 0-0 ① F8	x 0-0 ③ 1-2 3-H 1B		x 0-0 ③ FC6-4 1-2f		4	0	1	0	0	1	3
Carl Morton, R (1, 1) OBP: 0.212, SLG: 0.172 Bruce Dal Canton, R (7, 1) OBP: 0.333, SLG: 0.333			x 0-0 ① 5-3		SSS 0-3 ② K		x 0-0 SH1-3 1B		x 0-0 FC5-4 1B 1B 1B	3 1	0 1	1 1	0 0	0 0	1 0	0 0

TOP

Atlanta Braves @ Montreal Expos

Jarry Park, Montreal, QB

Thu Jul 22 1976, 7:05 PM EDT

Att. 11,040 - Unknown - 70 F

livebaseballscorecards.com

AB	31
R	7
H	10
RBI	7
BB	5
SO	11
LOB	13

Inning Stats	1	2	3	4	5	6	7	8	9	1B: 8 SF: 1	WP: 0 PA: 42
	R: 1 H: 1 E: 0 LOB: 0 K: 1 BB: 0 S: 6 P: 6	R: 0 H: 0 E: 0 LOB: 1 K: 3 BB: 1 S: 9 P: 13	R: 0 H: 0 E: 0 LOB: 0 K: 1 BB: 1 S: 4 P: 8	R: 2 H: 1 E: 0 LOB: 0 K: 1 BB: 1 S: 6 P: 10	R: 0 H: 0 E: 0 LOB: 0 K: 2 BB: 0 S: 7 P: 7	R: 2 H: 3 E: 0 LOB: 3 K: 1 BB: 2 S: 7 P: 15	R: 0 H: 1 E: 0 LOB: 1 K: 2 BB: 0 S: 8 P: 8	R: 0 H: 0 E: 0 LOB: 2 K: 0 BB: 2 S: 3 P: 11	R: 2 H: 4 E: 0 LOB: 2 K: 1 BB: 0 S: 9 P: 9	2B: 1 SAC: 1 3B: 0 DP: 0 HR: 1 HBP: 0	PB: 0 SB: 0 CS: 1

PITCHER		IP	WLS	BF	H	R	ER	SO	BB	IBB	HBP	BLK	WP	HR	S	P	ERA	WHIP
Woodie Fryman, L ERA: 4.03	(1, 1)	5.1	L	24	4	5	5	8	5	0	0	0	0	1	35	55	8.44	1.688
Joe Kerrigan, R ERA: 3.0	(6, 1)	1.2		6	2	0	0	3	0	0	0	0	0	0	12	12	0.00	1.200
Chip Lang, R ERA: 4.5	(8, 1)	1.2		10	3	2	2	1	2	0	0	0	0	0	10	18	10.80	3.000
Steve Dunning, R ERA: 5.83	(9, 1)	0.1		2	1	0	0	0	0	0	0	0	0	0	2	2	0.00	3.000

PITCHER	IP	WLS	BF	H	R	ER	SO	BB	IBB	HBP	BLK	WP	HR	S	P	ERA	WHIP

Batter	1	2	3	4	5	6	7	8	9	AB	R	H	RBI	BB	SO	LOB
Ellis Valentine, R (1, 8) OBP: 0.301, SLG: 0.368	6-3		BBBB 4-0 FC5-4 BB		x 0-0 F9 ②		SSS 0-3 K ③			3	0	0	0	1	1	1
Del Unser, L (1, 7) OBP: 0.281, SLG: 0.367	0-0 FC3-2 3B		x 0-0 FC5-4 ① 4-3 1-2f		x 0-0 2B			x 0-0 HR		4	1	3	1	0	0	1
Mike Jorgensen, L (1, 3) OBP: 0.341, SLG: 0.358	0-0 FC3-2 ② 1B BB 3-H		x 0-0 4-3 ② 2-3		x 0-0 F3 ③			x 0-0 4-3 ①		4	0	0	0	0	0	3
Wayne Garrett, L (1, 5) (8, 4) OBP: 0.357, SLG: 0.307	BBBB 4-0 1B 1-2 BB		x 0-0 G3 ③			x 0-0 5-3 ①		x 0-0 5-3 ②		3	0	0	0	1	0	1
Tim Foli, R (1, 6) OBP: 0.276, SLG: 0.388	0-0 1-2 2-3 1B			x 0-0 F9 ①		x 0-0 F8 ②		x 0-0 F6 ③		4	0	1	0	0	0	0
Barry Foote, R (1, 2) OBP: 0.266, SLG: 0.359	0-0 5-3 ③			x 0-0 FC5-4 1B		x 0-0 F4 ③			x 0-0 F7 ①	4	0	1	0	0	0	3
Gary Carter, R (1, 9) OBP: 0.317, SLG: 0.327		x 0-0 5-3 ①		x 0-0 FC5-4 ② 1-2f			x 0-0 G6-4-3 BB 1B		x 0-0 6-3 ②	4	0	1	0	0	0	1
Pepe Frias, R (1, 4) OBP: 0.239, SLG: 0.242 Jim Lyttle, L (7, PH) OBP: 0.326, SLG: 0.376 Larry Parrish, R (8, 5) OBP: 0.280, SLG: 0.310		x 0-0 4-3 ②		x 0-0 4-3 ③			BBBB 4-0 G6-4-3 1-2 BB		x 0-0 F4 ③	2	0	0	0	0	0	1
										0	0	0	0	1	0	0
										1	0	0	0	0	0	0
Woodie Fryman, R (1, 1) OBP: 0.105, SLG: 0.081 Joe Kerrigan, R (6, 1) Jose Morales, R (7, PH) OBP: 0.320, SLG: 0.479 Chip Lang, R (8, 1) Steve Dunning, R (9, 1)		x 0-0 1-3 ③			x 0-0 1-3 ①		x 0-0 G6-4-3 ①② 1-2f 2-3			2	0	0	0	0	0	0
										0	0	0	0	0	0	0
										1	0	0	0	0	0	2
										0	0	0	0	0	0	0
										0	0	0	0	0	0	0
Inning Stats	R: 0 E: 0 K: 0 S: 5 H: 2 LOB: 3 BB: 1 P: 9	R: 0 E: 0 K: 0 S: 3 H: 0 LOB: 0 BB: 0 P: 3	R: 0 E: 1 K: 0 S: 3 H: 0 LOB: 1 BB: 1 P: 7	R: 0 E: 1 K: 0 S: 4 H: 1 LOB: 1 BB: 0 P: 4	R: 0 E: 0 K: 0 S: 4 H: 1 LOB: 1 BB: 0 P: 4	R: 0 E: 0 K: 0 S: 3 H: 0 LOB: 0 BB: 0 P: 3	R: 0 E: 0 K: 1 S: 5 H: 1 LOB: 1 BB: 1 P: 9	R: 1 E: 0 K: 0 S: 4 H: 1 LOB: 0 BB: 0 P: 4	R: 0 E: 0 K: 0 S: 3 H: 0 LOB: 0 BB: 0 P: 3	1B: 3 2B: 1 3B: 1 HR: 1	SF: 0 SAC: 0 DP: 1 HBP: 0		WP: 0 PB: 0 SB: 0 CS: 0	PA: 35			

PITCHER		IP	WLS	BF	H	R	ER	SO	BB	IBB	HBP	BLK	WP	HR	S	P	ERA	WHIP
Carl Morton, R ERA: 4.77	(1, 1)	6.0	W	24	4	0	0	0	2	0	0	0	0	0	22	30	0.00	1.000
Bruce Dal Canton, R ERA: 2.15	(7, 1)	3.0	S	11	2	1	1	1	1	0	0	0	0	1	12	16	3.00	1.000

PITCHER	IP	WLS	BF	H	R	ER	SO	BB	IBB	HBP	BLK	WP	HR	S	P	ERA	WHIP

Atlanta Braves @ Montreal Expos

Jarry Park, Montreal, QB

Thu Jul 22 1976, 7:05 PM EDT

Att. 11,040 - Unknown - 70 F

BOTTOM

livebaseballscorecards.com

AB	32
R	1
H	6
RBI	1
BB	3
SO	1
LOB	13

Batter	1	2	3	4	5	6	7	8	9	10	11	AB	R	H	RBI	BB	SO	LOB
Pepe Mangual, R (1, 8) OBP: 0.397, SLG: 0.357	5-3		K			F9		3B		K		0	0	0	0	0	0	0
Felix Millan, R (1, 4) OBP: 0.308, SLG: 0.316	F7		6-3			F3		FC4-2			6-3	5	0	0	0	0	0	1
John Milner, L (1, 7) (9, 3) OBP: 0.339, SLG: 0.463	K		4-3			L4		F7			4-3	5	0	0	0	0	1	1
Ed Kranepool, L (1, 3) OBP: 0.547, SLG: 0.395		K	6-3	BB		1-3	1B		SH1-3		G3	3	0	2	0	1	1	0
Leon Brown, R (9, PR) (9, 7) OBP: 0.256, SLG: 0.262									1B			1	0	0	0	0	0	0
Bruce Boisclair, L (1, 9) OBP: 0.343, SLG: 0.344		K	3-1			1-3			SH1-3			3	0	0	0	0	1	2
Mike Phillips, L (1, 5) (8, 6) OBP: 0.339, SLG: 0.389		1B			F9	K			G5-4-3			3	0	1	0	1	1	1
Jerry Grote, R (1, 2) OBP: 0.341, SLG: 0.322		6-3			G5-4-3			SH1-4	G5-4-3			4	1	2	0	0	0	3
Bud Harrelson, S (1, 6) OBP: 0.347, SLG: 0.292			6-3		G5-4-3			SH1-4		4-3		2	0	0	0	0	0	1
Jim Dwyer, L (8, PH) OBP: 0.276, SLG: 0.247												1	1	1	0	0	0	0
Roy Staiger, R (8, 5) OBP: 0.245, SLG: 0.240												1	0	0	0	0	0	0
Tom Seaver, R (1, 1) OBP: 0.182, SLG: 0.082			K			K		SH1-4		L4		2	0	0	0	0	2	0
Joe Torre, R (10, PH) OBP: 0.332, SLG: 0.401												1	0	0	0	0	0	0
Skip Lockwood, R (10, 1) OBP: 0.455, SLG: 0.500												0	0	0	0	0	0	0
Inning Stats	R: 0 E: 0 K: 1 S: 5 / H: 0 LOB: 0 BB: 0 P: 5	R: 0 E: 0 K: 2 S: 8 / H: 1 LOB: 1 BB: 0 P: 8	R: 0 E: 0 K: 2 S: 7 / H: 0 LOB: 0 BB: 0 P: 7	R: 0 E: 0 K: 0 S: 3 / H: 0 LOB: 1 BB: 1 P: 7	R: 0 E: 0 K: 0 S: 3 / H: 1 LOB: 0 BB: 0 P: 3	R: 0 E: 0 K: 1 S: 5 / H: 0 LOB: 0 BB: 0 P: 5	R: 0 E: 0 K: 1 S: 6 / H: 1 LOB: 1 BB: 0 P: 6	R: 2 E: 0 K: 0 S: 6 / H: 3 LOB: 1 BB: 0 P: 6	R: 0 E: 0 K: 0 S: 3 / H: 1 LOB: 2 BB: 1 P: 7	R: 0 E: 0 K: 1 S: 5 / H: 0 LOB: 0 BB: 0 P: 5	R: 0 E: 0 K: 0 S: 3 / H: 0 LOB: 0 BB: 0 P: 3	1B: 6 2B: 0 3B: 1 HR: 0	SF: 0 SAC: 2 DP: 2 HBP: 0					

PITCHER		IP	WLS	BF	H	R	ER	SO	BB	IBB	HBP	BLK	WP	HR	S	P	ERA	WHIP
Steve Rogers, R ERA: 3.64	(1, 1)	10.0		37	7	2	2	8	1	1	0	0	0	0	51	59	1.80	0.800
Dale Murray, R ERA: 2.91	(11, 1)	1.0	W	3	0	0	0	0	0	0	0	0	0	0	3	3	0.00	0.000

PITCHER	IP	WLS	BF	H	R	ER	SO	BB	IBB	HBP	BLK	WP	HR	S	P	ERA	WHIP

TOP

New York Mets @ Montreal Expos

Jarry Park, Montreal, QB

Fri Jul 23 1976, 7:05 PM EDT

Att. 11,134 - Unknown - 75 F

livebaseballscorecards.com

AB	31
R	2
H	6
RBI	0
BB	2
SO	6
LOB	9

1B: 6	SF: 0	WP: 0	PA: 40
2B: 0	SAC: 2	PB: 0	
3B: 1	DP: 2	SB: 0	
HR: 0	HBP: 0	CS: 0	

Batter	1	2	3	4	5	6	7	8	9	10	11	AB	R	H	RBI	BB	SO	LOB
Ellis Valentine, R (1, 8) OBP: 0.308, SLG: 0.384	4-3 / 8-2 / 2B		K		1B			6-3		K / 1-2		5	0	2	0	0	2	2
Mike Jorgensen, L (1, 3) OBP: 0.338, SLG: 0.355	4-3 / 2-3			1B / 1B	K			G3			1-3	5	0	1	0	0	1	2
Del Unser, L (1, 7) OBP: 0.283, SLG: 0.378	8-2 / 3-Hf			G5-4-3 / 1-2 / 1B		K		F4			HR	5	1	2	1	0	1	1
Wayne Garrett, L (1, 4) OBP: 0.353, SLG: 0.302		4-3		F5		K			1-3			4	0	0	0	0	1	2
Tim Foli, R (1, 6) OBP: 0.272, SLG: 0.383		F7		G5-4-3 / 1-2f		5-3			F4			4	0	0	0	0	0	2
Barry Foote, R (1, 2) OBP: 0.266, SLG: 0.371		6-3			HR		K		K			4	1	1	1	0	2	0
Gary Carter, R (1, 9) OBP: 0.310, SLG: 0.319			5-3		1-3		F9			F9		4	0	0	0	0	0	0
Larry Parrish, R (1, 5) OBP: 0.287, SLG: 0.323			6-3 / BB		HR		WP / BB			F9		2	1	1	1	2	0	0
Steve Rogers, R (1, 1) OBP: 0.119, SLG: 0.119			6-3 / 1-2		K		K / 1-2			S / HBP		3	0	0	0	0	2	2
Jose Morales, R (10, PH) OBP: 0.327, SLG: 0.479												0	0	0	0	0	0	0
Jerry White, S (10, PR) OBP: 0.307, SLG: 0.317												0	0	0	0	0	0	0
Dale Murray, R (11, 1)												0	0	0	0	0	0	0
Inning Stats	R: 0 E: 0 K: 0 S: 3 H: 1 LOB: 0 BB: 0 P: 3	R: 0 E: 0 K: 0 S: 3 H: 0 LOB: 0 BB: 0 P: 3	R: 0 E: 0 K: 1 S: 5 H: 0 LOB: 1 BB: 1 P: 9	R: 0 E: 0 K: 0 S: 4 H: 2 LOB: 1 BB: 0 P: 4	R: 2 E: 0 K: 2 S: 10 H: 3 LOB: 1 BB: 0 P: 10	R: 0 E: 0 K: 2 S: 7 H: 0 LOB: 0 BB: 0 P: 7	R: 0 E: 0 K: 2 S: 7 H: 0 LOB: 1 BB: 1 P: 11	R: 0 E: 0 K: 0 S: 3 H: 0 LOB: 0 BB: 0 P: 3	R: 0 E: 0 K: 1 S: 5 H: 0 LOB: 0 BB: 0 P: 5	R: 0 E: 0 K: 1 S: 5 H: 0 LOB: 2 BB: 0 P: 6	R: 1 E: 0 K: 0 S: 2 H: 1 LOB: 0 BB: 0 P: 2	1B: 3 2B: 2 3B: 0 HR: 3	SF: 0 SAC: 0 DP: 2 HBP: 1	WP: 1 PB: 0 SB: 1 CS: 0	PA: 39			

PITCHER	IP	WLS	BF	H	R	ER	SO	BB	IBB	HBP	BLK	WP	HR	S	P	ERA	WHIP
Tom Seaver, R (1, 1) ERA: 2.68	9.0		33	6	2	2	8	2	0	0	0	1	2	47	55	2.00	0.889
Skip Lockwood, R (10, 1) ERA: 2.18	1.1	L	6	1	1	1	1	0	0	1	0	0	1	7	8	6.75	0.750

PITCHER	IP	WLS	BF	H	R	ER	SO	BB	IBB	HBP	BLK	WP	HR	S	P	ERA	WHIP

New York Mets @ Montreal Expos

Jarry Park, Montreal, QB

Fri Jul 23 1976, 7:05 PM EDT

Att. 11,134 - Unknown - 75 F

BOTTOM

livebaseballscorecards.com

AB	36
R	3
H	7
RBI	3
BB	2
SO	9
LOB	11

Batter	1	2	3	4	5	6	7	8	9	AB	R	H	RBI	BB	SO	LOB
Pepe Mangual, R (1, 8) OBP: 0.403, SLG: 0.367	F9	E6		1-2 1B	1-2 2-3 3-H BB		1B	2-H 3-H 2B		0	2	0	0	0	0	0
Mike Phillips, L (1, 6) OBP: 0.339, SLG: 0.389	4-3	1-2 1B		E 1-2 2-3 1B	2-3 3-H SF8		E6 FC3-6 1-3	6-3		5	0	2	1	0	0	2
John Milner, L (1, 7) OBP: 0.339, SLG: 0.462	BB BB BB BB	F9		E3 1-3 2-H 3-H	1-H 3-H 2B		FC3-6 FC6-4 1-2f		E6 G6-4-3	5	1	1	3	1	0	5
Ed Kranepool, L (1, 9) OBP: 0.349, SLG: 0.392 Bruce Boisclair, L (5, 9) OBP: 0.338, SLG: 0.338	BB BB 1-2 BB	F7		G6-3 IBB	G3		F7		F8	2 2	0 0	0 0	0 0	2 0	0 0	1 3
Joe Torre, R (1, 3) OBP: 0.327, SLG: 0.390	BB 1-2 2-3 BB	6-3		G6-3 1-2f	L5		FC6-4 1-2f		G6-4-3 1-2f	5	0	0	0	1	0	7
Ron Hodges, L (1, 2) OBP: 0.412, SLG: 0.449	1-2 2-3 3-H BB	FC6-4 BB			BB BB BB BB	F7		BB 1B G5-2-3 1B		2	1	1	1	3	0	0
Roy Staiger, R (1, 5) OBP: 0.252, SLG: 0.241	K	FC6-4 1-2f			BB BB 1-2 BB	K		G5-2-3 BB 1-2 2B 1B		4	2	1	0	1	2	4
Felix Millan, R (1, 4) OBP: 0.312, SLG: 0.314		5-3		F8	BB BB 1-2 2-3 SF8 BB	BB		G5-2-3 1-2 2-3 2B BB		2	2	0	0	3	0	0
Mickey Lolich, S (1, 1) OBP: 0.237, SLG: 0.147 Bob Apodaca, R (7, 1) OBP: 0.250, SLG: 0.273		K		1B 1B E BB	SF8 BB 1-2 2-3 3-H 2B BB	K		G5-2-3 1-2 2-3 3-Hf		2 1	2 0	0 0	1 0	2 0	2 0	1 3
Inning Stats	R: 1 E: 0 K: 1 S: 5 H: 0 LOB: 3 BB: 4 P: 21	R: 0 E: 1 K: 1 S: 7 H: 1 LOB: 2 BB: 0 P: 7	R: 0 E: 0 K: 0 S: 3 H: 0 LOB: 1 BB: 1 P: 7	R: 2 E: 1 K: 0 S: 5 H: 2 LOB: 2 BB: 2 P: 13	R: 5 E: 0 K: 0 S: 4 H: 1 LOB: 1 BB: 5 P: 24	R: 0 E: 0 K: 2 S: 7 H: 0 LOB: 1 BB: 1 P: 11	R: 0 E: 1 K: 0 S: 5 H: 1 LOB: 2 BB: 0 P: 5	R: 2 E: 0 K: 0 S: 5 H: 3 LOB: 1 BB: 1 P: 9	R: 0 E: 1 K: 0 S: 3 H: 0 LOB: 0 BB: 0 P: 3	1B: 6 2B: 2 3B: 0 HR: 0 SF: 1 SAC: 0 DP: 3 HBP: 0						

PITCHER		IP	WLS	BF	H	R	ER	SO	BB	IBB	HBP	BLK	WP	HR	S	P	ERA	WHIP
Clay Kirby, R ERA: 5.0	(1, 1)	3.1	L	21	3	3	2	2	6	0	0	0	0	0	19	43	5.40	2.700
Joe Kerrigan, R ERA: 8.1	(4, 1)	0.2		6	0	4	4	0	4	1	0	0	0	0	1	21	54.00	6.000
Dan Warthen, L ERA: 6.26	(5, 1)	2.0		9	1	1	1	2	2	0	0	0	0	0	11	19	4.50	1.500
Chip Lang, R ERA: 4.67	(7, 1)	3.0		14	4	2	2	0	1	0	0	0	0	0	13	17	6.00	1.667

PITCHER	IP	WLS	BF	H	R	ER	SO	BB	IBB	HBP	BLK	WP	HR	S	P	ERA	WHIP

TOP

New York Mets @ Montreal Expos

Jarry Park, Montreal, QB

Sat Jul 24 1976, 7:05 PM EDT

Att. 14,198 - Unknown - 66 F

livebaseballscorecards.com

AB	30
R	10
H	5
RBI	6
BB	13
SO	4
LOB	26

WP: 0	PA: 50		
PB: 1			
SB: 0			
CS: 0			

Batter	1	2	3	4	5	6	7	8	9	AB	R	H	RBI	BB	SO	LOB
Ellis Valentine, R (1, 8) OBP: 0.305, SLG: 0.382	K			F8		2B SF7 1B 2-3	SF8 3-H			3	1	1	1	0	1	0
Bombo Rivera, R (1, 7) OBP: 0.338, SLG: 0.425 Del Unser, L (7, PH) OBP: 0.282, SLG: 0.377 (8, 7)	4-3			2B		K	FC6 1-2f			3 1	0 0	1 0	0 0	0 0	1 0	2 1
Larry Parrish, R (1, 5) OBP: 0.290, SLG: 0.330	5-3			5-3		2B 1-3 3-H		G5-4-3 1B		4	0	2	1	0	0	1
Andre Thornton, R (1, 3) OBP: 0.333, SLG: 0.384		CI FC4-6		BB FC5-4		SF7 3-H		F8		1	0	0	1	1	0	1
Barry Foote, R (1, 2) OBP: 0.262, SLG: 0.364		FC4-6 G5-4-3 1-2f		FC5-4 1-2f		F7		G5-4-3 1-2f		4	0	0	0	0	0	5
Tim Foli, R (1, 6) OBP: 0.272, SLG: 0.381		G5-4-3 1-2f			G6-4-3 1B		F7		6-3	4	0	1	0	0	0	1
Gary Carter, R (1, 9) OBP: 0.309, SLG: 0.313			F8		G6-4-3 1-2f		CI 1B BB		F4	3	1	0	0	1	0	1
Pete Mackanin, R (1, 4) OBP: 0.266, SLG: 0.346 Wayne Garrett, L (7, PH) OBP: 0.351, SLG: 0.301 (8, 4)			5-3		K		CI 1B SF8 1-2		F8	2 1	0 1	0 0	0 0	0 0	1 0	0 0
Clay Kirby, R (1, 1) OBP: 0.118, SLG: 0.125 Joe Kerrigan, R (4, 1) Dan Warthen, S (5, 1) Jerry White, S (6, PH) OBP: 0.310, SLG: 0.325 Chip Lang, R (7, 1) OBP: 0.500, SLG: 0.500			F9			1B 2B 2B	FC6 1-3 2-H			1 0 0 1 1	0 0 0 1 0	0 0 0 1 1	0 0 0 0 1	0 0 0 0 0	0 0 0 0 0	0 0 0 0 0
Inning Stats	R: 0 E: 0 K: 1 S: 5 H: 0 LOB: 0 BB: 0 P: 5	R: 0 E: 1 K: 0 S: 3 H: 0 LOB: 0 BB: 0 P: 3	R: 0 E: 0 K: 0 S: 3 H: 0 LOB: 0 BB: 0 P: 3	R: 0 E: 0 K: 0 S: 4 H: 1 LOB: 2 BB: 1 P: 8	R: 0 E: 0 K: 1 S: 5 H: 1 LOB: 0 BB: 0 P: 5	R: 2 E: 0 K: 1 S: 8 H: 3 LOB: 1 BB: 0 P: 8	R: 2 E: 1 K: 0 S: 5 H: 1 LOB: 1 BB: 1 P: 9	R: 0 E: 0 K: 0 S: 3 H: 1 LOB: 0 BB: 0 P: 3	R: 0 E: 0 K: 0 S: 3 H: 0 LOB: 0 BB: 0 P: 3	1B: 4 2B: 3 3B: 0 HR: 0	SF: 2 SAC: 0 DP: 3 HBP: 0			WP: 0 PB: 0 SB: 0 CS: 0		PA: 35	

PITCHER		IP	WLS	BF	H	R	ER	SO	BB	IBB	HBP	BLK	WP	HR	S	P	ERA	WHIP
Mickey Lolich, L ERA: 2.71	(1, 1)	6.0	W	23	5	2	2	3	1	0	0	0	0	0	28	32	3.00	1.000
Bob Apodaca, R ERA: 2.36	(7, 1)	3.0	S	12	2	2	0	0	1	0	0	0	0	0	11	15	0.00	1.000

PITCHER	IP	WLS	BF	H	R	ER	SO	BB	IBB	HBP	BLK	WP	HR	S	P	ERA	WHIP

BOTTOM

New York Mets @ Montreal Expos

Jarry Park, Montreal, QB

Sat Jul 24 1976, 7:05 PM EDT

Att. 14,198 - Unknown - 66 F

livebaseballscorecards.com

AB	29
R	4
H	7
RBI	4
BB	2
SO	3
LOB	12

Montreal Expos @ Chicago Cubs

Wrigley Field, Chicago, IL

Mon Jul 26 1976, 3:33 AM CDT

Sunny - 82 F

TOP

livebaseballscorecards.com

Batter	1	2	3	4	5	6	7	8	9	AB	R	H	RBI	BB	SO	LOB
Ellis Valentine, R (1, 8) OBP: 0.300, SLG: 0.417	6-3			6-3		2-H HR			K	4	1	1	2	0	1	0
Wayne Garrett, L (1, 4) OBP: 0.350, SLG: 0.298	3-1			BB		K			G3	3	0	0	0	1	1	0
Larry Parrish, R (1, 5) OBP: 0.289, SLG: 0.325	L5			F7		K			CS 1B	4	0	1	0	0	1	1
Del Unser, L (1, 7) (8, 9) OBP: 0.279, SLG: 0.373		L6		F6			P2		CS 1-2	3	0	0	0	0	0	1
Andre Thornton, R (1, 3) OBP: 0.330, SLG: 0.378		6-3			F9		F9			0	0	0	0	0	0	0
Jerry White, S (8, 7) OBP: 0.308, SLG: 0.324										0	0	0	0	0	0	0
Tim Foli, R (1, 6) OBP: 0.270, SLG: 0.387		1-3			F6		K			3	0	0	0	0	1	0
Mike Jorgensen, L (1, 9) (8, 3) OBP: 0.335, SLG: 0.350			K		4-3			F2		3	0	0	0	0	1	0
Barry Foote, R (1, 2) OBP: 0.263, SLG: 0.364			5-3			SH1-4 HR 1B		F8		3	1	1	0	0	0	0
Don Stanhouse, R (1, 1) OBP: 0.400, SLG: 0.346			F7			SH1-4 1-2		5-3		2	0	0	0	0	0	0

	AB	25
	R	2
	H	3
	RBI	2
	BB	1
	SO	5
	LOB	2

Inning Stats	1	2	3	4	5	6	7	8	9	1B: 2	SF: 0	WP: 0	PA: 31
R:	0	0	0	0	0	2	0	0	0	2B: 0	SAC: 1	PB: 0	
E:	0	0	0	0	0	0	0	0	0	3B: 0	DP: 0	SB: 0	
K:	0	0	1	0	0	2	1	0	1	HR: 1	HBP: 0	CS: 1	
S:	3	3	5	3	3	9	5	3	5				
H:	0	0	0	0	0	2	0	0	1				
LOB:	0	0	0	1	0	0	0	0	0				
BB:	0	0	0	1	0	0	0	0	0				
P:	3	3	5	7	3	9	5	3	5				

PITCHER		IP	WLS	BF	H	R	ER	SO	BB	IBB	HBP	BLK	WP	HR	S	P	ERA	WHIP
Steve Stone, R ERA: 3.03	(1, 1)	7.0	L	24	2	2	2	4	1	0	0	0	0	1	31	35	2.57	0.429
Joe Coleman, R ERA: 4.93	(8, 1)	2.0		6	1	0	0	1	0	0	0	0	0	0	8	8	0.00	0.500

PITCHER	IP	WLS	BF	H	R	ER	SO	BB	IBB	HBP	BLK	WP	HR	S	P	ERA	WHIP

BOTTOM

Montreal Expos @ Chicago Cubs
Wrigley Field, Chicago, IL
Mon Jul 26 1976, 3:33 AM CDT
Sunny - 82 F

livebaseballscorecards.com

Batter	1	2	3	4	5	6	7	8	9	AB	R	H	RBI	BB	SO	LOB
Joe Wallis, S (1, 8) OBP: 0.290, SLG: 0.341	G3 1B 2B		G3		F8		4-3			4	1	1	0	0	0	1
Joe Coleman, R (8, 1) OBP: 0.143, SLG: 0.143										0	0	0	0	0	0	0
Jose Cardenal, R (1, 7) OBP: 0.345, SLG: 0.417	G3 2-3		CS 1B		BBBB G6-4-3 BB			FC1-6 1B		3	0	2	0	1	0	1
Bill Madlock, R (1, 5) OBP: 0.395, SLG: 0.481	L7-4 S 3-H 1B		BBBB 1B 1-2 BB		G6-4-3 1-2f			FC1-6 1-2f		3	0	1	1	1	0	2
Jerry Morales, R (1, 9) OBP: 0.304, SLG: 0.396 (8, 8)	E5 1-2		FC4 1-3 1B			6-3		SSS K		4	0	1	0	0	1	2
Larry Biittner, L (1, 3) OBP: 0.254, SLG: 0.263	L7-4 2-3		FC4 1-2f			4-3		3-1		4	0	0	0	0	0	5
Manny Trillo, R (1, 4) OBP: 0.305, SLG: 0.322		BBBB S BB	SSS K		SSS K				F3	3	0	0	0	1	2	0
Steve Swisher, R (1, 2) OBP: 0.288, SLG: 0.323		F9	BBBB 1B BB				G3		SSS K	3	0	0	0	1	1	1
Mick Kelleher, R (1, 6) OBP: 0.287, SLG: 0.301		SSS K 1-2		K 1-3 1B			4-3		F7	2	0	1	0	0	1	1
Champ Summers, L (7, PH) OBP: 0.303, SLG: 0.307 (8, 9)										2	0	0	0	0	0	0
Steve Stone, R (1, 1) OBP: 0.091, SLG: 0.091		L8	SSS K				1B			2	0	0	0	0	1	2
Ralph LaCock, L (7, PH) OBP: 0.333, SLG: 0.374										1	0	1	0	0	0	0
Dave Rosello, R (8, 6) OBP: 0.361, SLG: 0.280										0	0	0	0	0	0	0

Inning Stats	1	2	3	4	5	6	7	8	9
	R: 1 H: 2 E: 1 LOB: 1 K: 0 BB: 0 S: 5 P: 5	R: 0 H: 0 E: 0 LOB: 1 K: 1 BB: 1 S: 5 P: 9	R: 0 H: 2 E: 0 LOB: 2 K: 0 BB: 1 S: 4 P: 8	R: 0 H: 1 E: 0 LOB: 1 K: 2 BB: 1 S: 7 P: 11	R: 0 H: 0 E: 0 LOB: 0 K: 0 BB: 1 S: 2 P: 6	R: 0 H: 0 E: 0 LOB: 0 K: 1 BB: 0 S: 5 P: 5	R: 0 H: 1 E: 0 LOB: 1 K: 0 BB: 0 S: 4 P: 4	R: 0 H: 1 E: 0 LOB: 1 K: 1 BB: 0 S: 6 P: 6	R: 0 H: 0 E: 0 LOB: 0 K: 1 BB: 0 S: 5 P: 5

	1B	SF	WP	PA
	6	0	0	35
	2B	SAC	PB	
	2	0	0	
	3B	DP	SB	
	0	2	2	
	HR	HBP	CS	
	0	0	1	

	AB	31
	R	1
	H	7
	RBI	1
	BB	4
	SO	6
	LOB	15

PITCHER	IP	WLS	BF	H	R	ER	SO	BB	IBB	HBP	BLK	WP	HR	S	P	ERA	WHIP
Don Stanhouse, R (1, 1) ERA: 2.45	9.0	W	35	7	1	1	6	4	0	0	0	0	0	43	59	1.00	1.222

PITCHER	IP	WLS	BF	H	R	ER	SO	BB	IBB	HBP	BLK	WP	HR	S	P	ERA	WHIP

Batter	1	2	3	4	5	6	7	8	9	AB	R	H	RBI	BB	SO	LOB
Ellis Valentine, R (1, 8) OBP: 0.305, SLG: 0.416	0-0 S CI 2B 1B	0-0 G4-3 1-2f			0-0 F8		0-0 F8 FC1-5 1-2 1B		0-0 F9	5	1	2	0	0	0	2
Wayne Garrett, L (1, 4) OBP: 0.352, SLG: 0.298	0-1 CI 2B 1-2		0-0 3-1		4-0 CS BB		0-0 FC1-5 1-2 2-3f		0-0 1B 1B	3	0	1	0	1	0	2
Larry Parrish, R (1, 5) OBP: 0.294, SLG: 0.337	0-0 4-3-6 1-3 2-H 2B		0-0 5-3		0-0 CS 1-2	0-0 2B 2B	0-0 F8 2-3		0-0 1-2 1B	5	1	3	1	0	0	2
Del Unser, L (1, 7) (8, 9) OBP: 0.275, SLG: 0.367	0-0 4-3-6 2-3f		0-0 F8			0-0 P3	0-3 K		0-0 F9	5	0	0	0	0	1	7
Andre Thornton, R (1, 3) OBP: 0.328, SLG: 0.373 Jerry White, S (8, 7) OBP: 0.308, SLG: 0.324	4-0 BB			0-0 5-3		0-0 5-3		0-3 K		0 0	0 0	0 0	0 0	0 0	0 0	0 0
Tim Foli, R (1, 6) OBP: 0.270, SLG: 0.388	0-0 F7			0-0 F4		0-0 2-H 2B		0-3 K		4	0	1	1	0	1	2
Mike Jorgensen, L (1, 9) (8, 3) OBP: 0.344, SLG: 0.366		4-0 SH BB		4-0 BB		4-0 IBB		0-0 HR		1	1	1	1	3	0	0
Barry Foote, R (1, 2) OBP: 0.258, SLG: 0.358		0-0 F8		0-0 F8		0-0 F2		0-0 5-3		4	0	0	0	0	0	4
Steve Dunning, R (1, 1) Dale Murray, R (9, 1)		0-0 SH G4-3 1-2			0-3 K		4-0 FC1-5 1B BB		0-3 K	2 0	0 0	0 0	0 0	1 0	2 0	0 0
Inning Stats	R: 1 E: 1 K: 0 S: 5 H: 2 LOB: 2 BB: 1 P: 9	R: 0 E: 0 K: 0 S: 3 H: 0 LOB: 1 BB: 1 P: 7	R: 0 E: 0 K: 0 S: 3 H: 0 LOB: 0 BB: 0 P: 3	R: 0 E: 0 K: 0 S: 3 H: 0 LOB: 1 BB: 1 P: 7	R: 0 E: 0 K: 1 S: 4 H: 0 LOB: 0 BB: 1 P: 8	R: 1 E: 0 K: 0 S: 5 H: 2 LOB: 2 BB: 1 P: 9	R: 0 E: 0 K: 1 S: 6 H: 1 LOB: 2 BB: 1 P: 10	R: 1 E: 0 K: 2 S: 8 H: 1 LOB: 0 BB: 0 P: 8	R: 0 E: 0 K: 1 S: 7 H: 2 LOB: 2 BB: 0 P: 7	1B: 4 2B: 4 3B: 0 HR: 1	SF: 0 SAC: 1 DP: 2 HBP: 0						

TOP

Montreal Expos @ Chicago Cubs

Wrigley Field, Chicago, IL

Mon Jul 26 1976, 3:38 AM CDT

Att. 12,172 - Overcast - 82 F

livebaseballscorecards.com

AB	29
R	3
H	8
RBI	3
BB	5
SO	4
LOB	19

PITCHER		IP	WLS	BF	H	R	ER	SO	BB	IBB	HBP	BLK	WP	HR	S	P	ERA	WHIP
Steve Renko, R ERA: 4.45	(1, 1)	6.0	L	26	4	2	2	1	4	1	0	0	0	0	23	43	3.00	1.333
Paul Reuschel, R ERA: 4.91	(7, 1)	2.0		9	2	1	1	3	1	0	0	0	0	1	14	18	4.50	1.500
Mike Garman, R ERA: 5.16	(9, 1)	1.0		5	2	0	0	1	0	0	0	0	0	0	7	7	0.00	2.000

PITCHER	IP	WLS	BF	H	R	ER	SO	BB	IBB	HBP	BLK	WP	HR	S	P	ERA	WHIP

Batter	1	2	3	4	5	6	7	8	9	AB	R	H	RBI	BB	SO	LOB
Joe Wallis, S (1, 8) OBP: 0.289, SLG: 0.362	F8		F6			L6-3 1-2			HR	4	1	1	1	0	0	1
Ralph LaCock, L (1, 9) OBP: 0.331, SLG: 0.365	BB, BB, 7-2, BB		4-3			F2			F7	3	0	0	0	1	0	0
Champ Summers, L (1, 7) OBP: 0.301, SLG: 0.297	BB 1-2 BB			F4			3-1		4-3	3	0	0	0	1	0	0
Larry Biittner, L (1, 3) OBP: 0.261, SLG: 0.272	1-2 2-3 BB			K			2B		6-3	3	0	1	0	1	1	0
Wayne Tyrone, R (1, 5) OBP: 0.176, SLG: 0.133	7-2 3-Hf			K			F8			3	0	0	0	0	1	3
George Mitterwald, R (1, 2) OBP: 0.266, SLG: 0.282		K			F7			4-3, WP BB		2	0	0	0	1	1	0
Dave Rosello, R (1, 6) OBP: 0.357, SLG: 0.276		K			L9			F8 1-2		3	0	0	0	0	1	1
Mick Kelleher, R (1, 4) OBP: 0.281, SLG: 0.295		F9			F2			4-3 2-3		3	0	0	0	0	0	1
Steve Renko, R (1, 1) OBP: 0.037, SLG: 0.037 Bill Madlock, R (6, PH) OBP: 0.397, SLG: 0.483 Paul Reuschel, R (7, 1) OBP: 0.154, SLG: 0.091 Jose Cardenal, R (8, PH) OBP: 0.344, SLG: 0.416 Mike Garman, R (9, 1)			K			L6-3 1B		G3		1 1 0 1 0	0 0 0 0 0	0 1 0 0 0	0 0 0 0 0	1 0 0 0 0	0 0 0 0 0	0 0 0 1 0
Inning Stats	R: 0 E: 0 K: 0 S: 2 H: 0 LOB: 2 BB: 3 P: 14	R: 0 E: 0 K: 2 S: 7 H: 0 LOB: 0 BB: 0 P: 7	R: 0 E: 0 K: 1 S: 5 H: 0 LOB: 0 BB: 0 P: 5	R: 0 E: 0 K: 2 S: 7 H: 0 LOB: 0 BB: 0 P: 7	R: 0 E: 0 K: 0 S: 3 H: 0 LOB: 0 BB: 0 P: 3	R: 0 E: 0 K: 0 S: 3 H: 1 LOB: 0 BB: 0 P: 3	R: 0 E: 0 K: 0 S: 3 H: 1 LOB: 0 BB: 0 P: 3	R: 0 E: 0 K: 0 S: 3 H: 0 LOB: 1 BB: 1 P: 7	R: 1 E: 0 K: 0 S: 4 H: 1 LOB: 0 BB: 0 P: 4	1B: 1 2B: 3 3B: 0 HR: 1 SF: 0 SAC: 0 DP: 2 HBP: 0						

PITCHER	IP	WLS	BF	H	R	ER	SO	BB	IBB	HBP	BLK	WP	HR	S	P	ERA	WHIP
Steve Dunning, R (1, 1) ERA: 5.07	8.0	W	28	3	1	1	5	4	0	0	0	1	1	34	50	1.12	0.875
Dale Murray, R (9, 1) ERA: 2.87	1.0	S	3	0	0	0	0	0	0	0	0	0	0	3	3	0.00	0.000

PITCHER	IP	WLS	BF	H	R	ER	SO	BB	IBB	HBP	BLK	WP	HR	S	P	ERA	WHIP

BOTTOM

Montreal Expos @ Chicago Cubs

Wrigley Field, Chicago, IL

Mon Jul 26 1976, 3:38 AM CDT

Att. 12,172 - Overcast - 82 F

livebaseballscorecards.com

AB	27
R	1
H	3
RBI	1
BB	4
SO	5
LOB	7

WP: 1 PA: 31
PB: 0
SB: 0
CS: 0

Batter	1	2	3	4	5	6	7	8	9	AB	R	H	RBI	BB	SO	LOB
Ellis Valentine, R (1, 8) OBP: 0.293, SLG: 0.398	F4			F9			F4		6-3	4	0	0	0	0	0	0
Wayne Garrett, L (1, 4) OBP: 0.354, SLG: 0.301	G6-4-3, 1B			K			FC5-4, 1B		F7	4	0	2	0	0	1	0
Larry Parrish, R (1, 5) OBP: 0.290, SLG: 0.332	G6-4-3 1-2f			K			FC5-4, 1B 1-2f		K	4	0	0	0	0	2	2
Del Unser, L (1, 7) (4, 9) OBP: 0.276, SLG: 0.367		1-3			F9		1-2, 1B			3	0	1	0	0	0	0
Andre Thornton, R (1, 3) OBP: 0.325, SLG: 0.368		5-3			F9		K			0	0	0	0	0	0	0
Tim Foli, R (1, 6) OBP: 0.267, SLG: 0.384		F6			F9			5-3		3	0	0	0	0	0	0
Mike Jorgensen, L (1, 9) OBP: 0.343, SLG: 0.364			K			F9		FC6-4, BB		1	0	0	0	0	1	0
Jerry White, S (4, 7) OBP: 0.310, SLG: 0.322										1	0	0	0	1	0	0
Barry Foote, R (1, 2) OBP: 0.256, SLG: 0.355			F9			6-3		L9		2	0	0	0	0	0	0
Joe Kerrigan, R (6, 1)										0	0	0	0	0	0	0
Jose Morales, R (8, PH) OBP: 0.340, SLG: 0.480										1	0	0	0	0	0	1
Chuck Taylor, R (8, 1)										0	0	0	0	0	0	0
Steve Rogers, R (1, 1) OBP: 0.116, SLG: 0.116			G3			5-3		FC6-4 1-2f		1	0	0	0	0	0	0
Earl Williams, R (6, PH) OBP: 0.284, SLG: 0.371										2	0	0	0	0	0	1
(6, 2)																

TOP

Montreal Expos @ Chicago Cubs

Wrigley Field, Chicago, IL

Tue Jul 27 1976, 3:33 AM CDT

Att. 11,919 - Sunny - 76 F

livebaseballscorecards.com

AB	26
R	0
H	3
RBI	0
BB	1
SO	4
LOB	4

Inning Stats	1	2	3	4	5	6	7	8	9
R	0	0	0	0	0	0	0	0	0
E	0	0	0	0	0	0	0	0	0
K	0	0	1	2	0	0	1	1	1
S	3	3	5	7	3	3	7	3	5
H	1	0	0	0	0	0	2	0	0
LOB	0	0	0	0	0	0	2	1	0
BB	0	0	0	0	0	0	0	1	0
P	3	3	5	7	3	3	7	7	5

1B	3
2B	0
3B	0
HR	0
SF	0
SAC	0
DP	1
HBP	0
WP	0
PB	0
SB	0
CS	0
PA	30

PITCHER	IP	WLS	BF	H	R	ER	SO	BB	IBB	HBP	BLK	WP	HR	S	P	ERA	WHIP
Ray Burris, R (1, 1) ERA: 3.86	9.0	W	30	3	0	0	5	1	0	0	0	0	0	39	43	0.00	0.444

PITCHER	IP	WLS	BF	H	R	ER	SO	BB	IBB	HBP	BLK	WP	HR	S	P	ERA	WHIP

Batter	1	2	3	4	5	6	7	8	9	AB	R	H	RBI	BB	SO	LOB
Joe Wallis, S (1, 8) OBP: 0.299, SLG: 0.366	0-0 1B 1B 1B	4-0 6-3 BB		0-0 G3 2-3 ②		0-0 F8 ①		0-0 1B		4	1	2	0	1	0	1
Jose Cardenal, R (1, 7) OBP: 0.348, SLG: 0.416	0-0 1B 1B 1B 1-3	0-0 6-3 ② 1-2		0-0 HBP 3-H 1B		4-0 G6-4-3 BB		0-0 F8 ③		4	1	2	1	1	0	2
Bill Madlock, R (1, 5) OBP: 0.398, SLG: 0.482	0-0 1B 1B 1B 1-2 3-H	0-0 6-3 ③		1-0 HBP 1-2		0-0 G6-4-3 ② ③ 1-2f				3	1	1	1	0	0	2
Jerry Morales, R (1, 9) OBP: 0.306, SLG: 0.397	0-0 1B FC6-4 1B 1-2 2-H		0-0 6-3 1B	0-0 F7 ③			0-0 F7 ①			4	1	2	1	0	0	2
Ralph LaCock, L (1, 3) OBP: 0.342, SLG: 0.372	0-0 FC6-4 1B 1-3 2-H	0-0 L8 ①			4-0 1B BB		0-0 G3 1B			3	0	2	1	1	0	1
Manny Trillo, R (1, 4) OBP: 0.304, SLG: 0.321	0-0 FC6-4 ① 5-3 1-2f 3-H	0-0 6-3 ② 1-2			0-0 FC6-4 1B 1-2		0-0 G3 ② 1-2			4	0	1	1	0	0	3
Steve Swisher, R (1, 2) OBP: 0.285, SLG: 0.319	0-0 5-3 ② 1-2	0-3 K ③			0-0 F6 ①		0-0 F6 ③			4	0	0	0	0	1	5
Mick Kelleher, R (1, 6) OBP: 0.274, SLG: 0.287	0-3 K ③			0-0 E5 G3 SH3 1B	0-3 K ②			0-0 F5 ①		4	1	0	0	0	2	3
Ray Burris, R (1, 1) OBP: 0.178, SLG: 0.159		0-0 6-3 ①		0-0 SH3 ① 1-2	0-0 FC6-4 ③ 1-2f			0-0 4-3 ②		3	0	0	0	0	0	2
Inning Stats	R: 4 E: 0 K: 1 S: 10 H: 5 LOB: 1 BB: 0 P: 10	R: 0 E: 0 K: 0 S: 3 H: 0 LOB: 1 BB: 1 P: 7	R: 0 E: 0 K: 1 S: 6 H: 1 LOB: 1 BB: 0 P: 6	R: 1 E: 1 K: 0 S: 5 H: 1 LOB: 2 BB: 0 P: 6	R: 0 E: 0 K: 1 S: 6 H: 1 LOB: 2 BB: 1 P: 10	R: 0 E: 0 K: 0 S: 2 H: 0 LOB: 0 BB: 1 P: 6	R: 0 E: 0 K: 0 S: 4 H: 1 LOB: 1 BB: 0 P: 4	R: 0 E: 0 K: 0 S: 4 H: 1 LOB: 1 BB: 0 P: 4		1B: 10 2B: 0 3B: 0 HR: 0	SF: 0 SAC: 1 DP: 1 HBP: 1						

PITCHER		IP	WLS	BF	H	R	ER	SO	BB	IBB	HBP	BLK	WP	HR	S	P	ERA	WHIP
Steve Rogers, R ERA: 3.79	(1, 1)	5.0	L	27	8	5	4	3	2	0	1	0	0	0	30	39	7.20	2.000
Joe Kerrigan, R ERA: 6.23	(6, 1)	2.0		7	1	0	0	0	1	0	0	0	0	0	6	10	0.00	1.000
Chuck Taylor, R ERA:	(8, 1)	1.0		4	1	0	0	0	0	0	0	0	0	0	4	4	0.00	1.000

PITCHER	IP	WLS	BF	H	R	ER	SO	BB	IBB	HBP	BLK	WP	HR	S	P	ERA	WHIP

BOTTOM

Montreal Expos @ Chicago Cubs

Wrigley Field, Chicago, IL

Tue Jul 27 1976, 3:33 AM CDT

Att. 11,919 - Sunny - 76 F

livebaseballscorecards.com

AB	33
R	5
H	10
RBI	5
BB	3
SO	3
LOB	21

WP: 0 PB: 0 SB: 0 CS: 0 PA: 38

Batter	1	2	3	4	5	6	7	8	9	AB	R	H	RBI	BB	SO	LOB
Ellis Valentine, R (1, 8) OBP: 0.298, SLG: 0.406	K		4-3 2B		F8		SF7 2-3 3-H		BB 1B 1B	3	1	1	1	1	1	1
Wayne Garrett, L (1, 4) OBP: 0.355, SLG: 0.300	F8		4-3 2-3		F8		IBB		1B 1B 1-2	4	1	1	0	1	0	2
Larry Parrish, R (1, 5) OBP: 0.288, SLG: 0.330	K		5-3			E4	P4		1B 1-2 2-H	5	0	1	1	0	1	4
Del Unser, L (1, 9) OBP: 0.271, SLG: 0.361		L5		E1 6-3		K		F8	K	5	0	0	0	0	2	3
Tim Foli, R (1, 6) OBP: 0.272, SLG: 0.391		1B 1B		6-3 1-2		F8		F9 2B	1-3 2-H 1B	5	0	3	1	0	0	2
Mike Jorgensen, L (1, 3) OBP: 0.345, SLG: 0.364		BB 1-3 1B		F9		F8		IBB		3	0	1	0	1	0	2
Jerry White, S (1, 7) OBP: 0.309, SLG: 0.318		G6-4-3 1-2 BB		6-3			K	F9 2-3		3	0	0	0	1	1	3
Barry Foote, R (1, 2) OBP: 0.256, SLG: 0.353		G6-4-3 1-2f			L6		2B SF7 1B	5-3		4	1	1	0	0	0	5
Woodie Fryman, R (1, 1) OBP: 0.125, SLG: 0.103 Jose Morales, R (7, PH) OBP: 0.346, SLG: 0.495 Pete Mackanin, R (7, PR) OBP: 0.266, SLG: 0.345 Dale Murray, R (7, 1)			B2-3		1B		SF7 1-3 2B		F8	2 1 0 1	0 0 0 0	1 1 0 0	0 0 0 0	0 0 0 0	0 0 0 0	0 0 0 0
Inning Stats	R: 0 E: 0 K: 2 S: 7 H: 0 LOB: 0 BB: 0 P: 7	R: 0 E: 0 K: 0 S: 4 H: 2 LOB: 2 BB: 1 P: 8	R: 0 E: 0 K: 0 S: 4 H: 1 LOB: 1 BB: 0 P: 4	R: 0 E: 1 K: 0 S: 4 H: 0 LOB: 1 BB: 0 P: 4	R: 0 E: 0 K: 0 S: 4 H: 1 LOB: 1 BB: 0 P: 4	R: 0 E: 1 K: 1 S: 6 H: 0 LOB: 1 BB: 0 P: 6	R: 1 E: 0 K: 1 S: 7 H: 2 LOB: 3 BB: 1 P: 11	R: 0 E: 0 K: 0 S: 4 H: 1 LOB: 2 BB: 1 P: 8	R: 2 E: 0 K: 1 S: 7 H: 3 LOB: 2 BB: 1 P: 11	1B: 7 2B: 3 3B: 0 HR: 0 SF: 1 SAC: 0 DP: 1 HBP: 0						WP: 0 PB: 0 SB: 0 CS: 0 PA: 41

PITCHER		IP	WLS	BF	H	R	ER	SO	BB	IBB	HBP	BLK	WP	HR	S	P	ERA	WHIP
Eric Rasmussen, R ERA: 4.15	(1, 1)	6.1	L	26	5	1	1	4	1	0	0	0	0	0	33	37	1.42	0.947
Bill Greif, R ERA: 4.63	(7, 1)	1.2		9	2	0	0	0	0	2	0	0	0	0	7	15	0.00	1.200
Mike Wallace, L ERA: 2.81	(9, 1)	0.1		3	1	2	2	0	1	0	0	0	0	0	2	6	54.00	6.000
Eddie Solomon, R ERA: 3.65	(9, 1)	0.2		3	2	0	0	1	0	0	0	0	0	0	5	5	0.00	3.000

PITCHER	IP	WLS	BF	H	R	ER	SO	BB	IBB	HBP	BLK	WP	HR	S	P	ERA	WHIP

TOP

Montreal Expos @ St. Louis Cardinals

Busch Stadium, St. Louis, MO

Wed Jul 28 1976, 7:05 PM CDT

Att. 16,139 - Unknown

livebaseballscorecards.com

AB	36
R	3
H	10
RBI	3
BB	4
SO	5
LOB	22

Batter	1	2	3	4	5	6	7	8	9	AB	R	H	RBI	BB	SO	LOB
Jerry Mumphrey, S (1, 7) OBP: 0.359, SLG: 0.357 (8, 9) Mike Wallace, L (9, 1) OBP: 0.333, SLG: 0.333 Eddie Solomon, R (9, 1)	F8		6-3	BB 1B		BB		K		4	0	1	0	1	1	2
										0	0	0	0	0	0	0
										0	0	0	0	0	0	0
Don Kessinger, S (1, 6) OBP: 0.321, SLG: 0.313	E3 1B		BB 1B BB	BB		F3			F8	3	0	1	0	2	0	2
Mike Anderson, R (1, 9) OBP: 0.383, SLG: 0.366 Lou Brock, L (7, PH) OBP: 0.327, SLG: 0.368 (8, 7)	F5		P6	K			4-3		G3	3	0	0	0	0	1	5
										2	0	0	0	0	0	0
Ted Simmons, S (1, 3) OBP: 0.367, SLG: 0.386	F3		BB 1B		G6-4-3 1B		K		G3	5	0	2	0	0	1	1
Joe Ferguson, R (1, 2) OBP: 0.328, SLG: 0.369		2B 1B	FC5-4 BB		G6-4-3		4-3			3	0	1	0	1	0	1
Hector Cruz, R (1, 5) OBP: 0.248, SLG: 0.322 Bake McBride, L (8, PH) OBP: 0.382, SLG: 0.431 (9, 8)		2B	FC5-4		K			F7		3	0	1	0	0	1	3
										1	0	0	0	0	0	0
Vic Harris, S (1, 8) OBP: 0.282, SLG: 0.308 (9, 5)	K			CS BB		6-3		F8		3	0	0	0	1	1	2
Lee Richard, R (1, 4) OBP: 0.182, SLG: 0.212 Ron Fairly, L (8, PH) OBP: 0.404, SLG: 0.319 Bob Forsch, R (8, PR) OBP: 0.150, SLG: 0.154 Doug Clarey, R (9, 4) OBP: 0.333, SLG: 1.333	4-3		F9			SH3-4 1B		1B		3	0	1	0	0	0	3
										1	0	1	0	0	0	0
										0	0	0	0	0	0	0
										0	0	0	0	0	0	0
Eric Rasmussen, R (1, 1) OBP: 0.235, SLG: 0.188 Bill Greif, R (7, 1) Willie Crawford, L (8, PH) OBP: 0.381, SLG: 0.476 (9, 9)		F8	BB 1B			SH3-4		1B		2	0	1	0	0	0	2
										0	0	0	0	0	0	0
										1	0	1	0	0	0	0
Inning Stats	R: 0 E: 1 K: 0 S: 4 H: 1 LOB: 1 BB: 0 P: 4	R: 0 E: 0 K: 1 S: 7 H: 2 LOB: 2 BB: 0 P: 7	R: 0 E: 0 K: 0 S: 4 H: 1 LOB: 3 BB: 2 P: 12	R: 0 E: 0 K: 1 S: 6 H: 2 LOB: 3 BB: 2 P: 14	R: 0 E: 0 K: 1 S: 5 H: 1 LOB: 0 BB: 0 P: 5	R: 0 E: 0 K: 0 S: 4 H: 1 LOB: 2 BB: 1 P: 8	R: 0 E: 0 K: 1 S: 5 H: 0 LOB: 0 BB: 0 P: 5	R: 0 E: 0 K: 1 S: 7 H: 2 LOB: 2 BB: 0 P: 7	R: 0 E: 0 K: 0 S: 3 H: 0 LOB: 0 BB: 0 P: 3	1B: 9 2B: 1 3B: 0 HR: 0	SF: 0 SAC: 1 DP: 1 HBP: 0						

PITCHER	IP	WLS	BF	H	R	ER	SO	BB	IBB	HBP	BLK	WP	HR	S	P	ERA	WHIP
Woodie Fryman, L (1, 1) ERA: 3.84	6.0	W	29	8	0	0	3	5	0	0	0	0	0	30	50	0.00	2.167
Dale Murray, R (7, 1) ERA: 2.75	3.0	S	11	2	0	0	2	0	0	0	0	0	0	15	15	0.00	0.667

PITCHER	IP	WLS	BF	H	R	ER	SO	BB	IBB	HBP	BLK	WP	HR	S	P	ERA	WHIP

BOTTOM

Montreal Expos @ St. Louis Cardinals

Busch Stadium, St. Louis, MO

Wed Jul 28 1976, 7:05 PM CDT

Att. 16,139 - Unknown

livebaseballscorecards.com

AB	34
R	0
H	10
RBI	0
BB	5
SO	5
LOB	21



Montreal Expos @ Pittsburgh Pirates

Three Rivers Stadium, Pittsburgh, PA

Fri Jul 30 1976, 7:05 PM EDT

Att. 12,774 - Unknown

TOP

livebaseballscorecards.com

Batter	1	2	3	4	5	6	7	8	9	10	11	12	13	AB	R	H	RBI	BB	SO	LOB
Ellis Valentine, R (1, 8) OBP: 0.300, SLG: 0.406	F7		6-3		2B		K		BB			3-1		5	0	1	0	1	1	2
Bombo Rivera, R (1, 7) OBP: 0.330, SLG: 0.413	2B		4-3		6-3			K	F3			F5		4	1	1	0	0	1	1
Jerry White, S (9, PH) OBP: 0.306, SLG: 0.315 (9, 7) (13, 9)														2	0	0	0	0	0	2
Larry Parrish, R (1, 5) OBP: 0.289, SLG: 0.333	2-H 2B		6-3			K		4-3		4-3		CS 1B		6	0	2	1	0	1	0
Earl Williams, R (1, 3) OBP: 0.283, SLG: 0.368	F7			L4		5-3		1B 1B		6-3 BB		CS 1-2	5-3 5-3 1B	4	0	1	0	0	0	1
Mike Jorgensen, L (8, PR) OBP: 0.350, SLG: 0.366 (8, 3)														1	0	1	0	1	0	0
Tim Foli, R (1, 6) OBP: 0.271, SLG: 0.387	K			L9		F7		1-2 1B		6-3 1-2			5-3 1-2	6	0	1	0	0	1	3
Barry Foote, R (1, 2) OBP: 0.254, SLG: 0.348		S 1B		F7			F8	6-3		5-3			5-3 2-3	6	0	1	0	0	0	4
Pete Mackanin, R (1, 4) OBP: 0.268, SLG: 0.358		F4 1-2			HR		K	SH1-3 2B			F2		P3	6	1	2	1	0	1	2
Gary Carter, R (1, 9) OBP: 0.306, SLG: 0.316		F8			F3		1B 2B	SH1-3 2-3			6-3			3	0	1	0	0	0	1
Del Unser, L (7, PR) OBP: 0.271, SLG: 0.359 (7, 9) (13, 7)														1	1	0	0	0	0	0
Don Carrithers, R (1, 1) OBP: 0.000, SLG: 0.160														2	0	0	0	0	0	1
Jose Morales, R (7, PH) OBP: 0.350, SLG: 0.500														1	0	1	1	0	0	0
Pepe Frias, R (7, PR) OBP: 0.250, SLG: 0.242														0	0	0	0	0	0	0
Dale Murray, R (7, 1)														0	0	0	0	0	0	0
Wayne Garrett, L (9, PH) OBP: 0.333, SLG: 0.299														1	0	0	0	0	1	1
Chuck Taylor, R (9, 1)														0	0	0	0	0	0	0
Andre Thornton, R (11, PH) OBP: 0.324, SLG: 0.366														1	0	0	0	0	1	0
Joe Kerrigan, R (11, 1)														0	0	0	0	0	0	0
Inning Stats	R: 1 E: 0 K: 1 S: 16 H: 2 LOB: 1 BB: 0 P: 26	R: 0 E: 0 K: 0 S: 7 H: 1 LOB: 1 BB: 0 P: 14	R: 0 E: 0 K: 0 S: 11 H: 0 LOB: 0 BB: 0 P: 17	R: 0 E: 0 K: 0 S: 7 H: 0 LOB: 0 BB: 0 P: 8	R: 1 E: 0 K: 0 S: 10 H: 2 LOB: 1 BB: 0 P: 14	R: 0 E: 0 K: 1 S: 7 H: 0 LOB: 0 BB: 0 P: 8	R: 1 E: 0 K: 2 S: 21 H: 2 LOB: 2 BB: 0 P: 31	R: 0 E: 0 K: 1 S: 9 H: 2 LOB: 2 BB: 0 P: 14	R: 0 E: 0 K: 1 S: 13 H: 1 LOB: 2 BB: 1 P: 23	R: 0 E: 0 K: 0 S: 6 H: 0 LOB: 1 BB: 1 P: 11	R: 0 E: 0 K: 1 S: 5 H: 0 LOB: 0 BB: 0 P: 8	R: 0 E: 0 K: 0 S: 7 H: 1 LOB: 0 BB: 0 P: 10	R: 0 E: 0 K: 0 S: 13 H: 1 LOB: 1 BB: 0 P: 17	1B: 6 2B: 5 3B: 0 HR: 1	SF: 0 SAC: 1 DP: 0 HBP: 0	WP: 0 PB: 0 SB: 1 CS: 1	PA: 53						

PITCHER		IP	WLS	BF	H	R	ER	SO	BB	IBB	HBP	BLK	WP	HR	S	P	ERA	WHIP
John Candelaria, L ERA: 3.34	(1, 1)	7.2		32	9	3	3	5	0	0	0	0	0	1	87	131	3.52	1.174
Dave Giusti, R ERA: 4.32	(8, 1)	1.1		6	1	0	0	1	1	0	0	0	0	0	14	24	0.00	1.500
Larry Demery, R ERA: 3.48	(10, 1)	2.0		7	0	0	0	1	1	0	0	0	0	0	11	19	0.00	0.500
Kent Tekulve, R ERA: 2.95	(12, 1)	2.0	W	7	2	0	0	0	0	0	0	0	0	0	20	27	0.00	1.000

PITCHER	IP	WLS	BF	H	R	ER	SO	BB	IBB	HBP	BLK	WP	HR	S	P	ERA	WHIP

AB	49
R	3
H	12
RBI	3
BB	2
SO	7
LOB	18

Montreal Expos @ Pittsburgh Pirates

Three Rivers Stadium, Pittsburgh, PA

Fri Jul 30 1976, 7:05 PM EDT

Att. 12,774 - Unknown

livebaseballscorecards.com

BOTTOM

Batter	1	2	3	4	5	6	7	8	9	10	11	12	13	AB	R	H	RBI	BB	SO	LOB
Frank Taveras, R (1, 6) OBP: 0.313, SLG: 0.291	K 2-3	G5-4-3 1-2f 0-1		5-3 1-1			6-3 0-1		F9 0-0			L9 0-0		6	0	0	0	0	1	2
Rennie Stennett, R (1, 4) OBP: 0.284, SLG: 0.350	SF7 3B 0-0		F8 1-0	F9 0-2			2B 1-1		L6 2-0			F9 1-1		6	1	2	0	0	0	1
Al Oliver, L (1, 8) OBP: 0.378, SLG: 0.524	SF7 3-H 0-0		F8 0-1		G4-6-3 1B 0-0		BB 4-0			L8 3-1		3-1 1-0		4	0	1	1	1	0	0
Willie Stargell, L (1, 3) OBP: 0.344, SLG: 0.459	E 1B 1B 2-2 F X		BB 1B 1B 4-2		F7 2-0		F7 0-0			K 1-3			2B 1B 3-2	5	3	2	0	1	1	3
Dave Parker, L (1, 9) OBP: 0.334, SLG: 0.468	E 1B 1-2 0-0		E 1B 1-3 0-0		G4-6-3 1-2f 0-1			F8 SH 1B 0-0		F7 0-0			1B 2B 1-3 1-1	6	0	4	0	0	0	1
Bill Robinson, R (1, 7) OBP: 0.338, SLG: 0.580	E8 1B 1-3 2-H 0-1		E5 1B 1-3 3-H 1-1			F9 2-2		SH 1B 1-2 0-0			F3 3-2		5-3 2-1	5	0	2	2	0	0	2
Richie Hebner, L (1, 5) OBP: 0.297, SLG: 0.312	3-1 0-0		L3 2-0			F8 1-1		F8 2-3 2 SAFE 0-1			F8 0-1		IBB 1B 4-0	5	0	0	0	1	0	6
Manny Sanguillen, R (1, 2) OBP: 0.335, SLG: 0.364		6-3 1-0		SH3 1B 2-0		5-3 1-0		F3 0-0			1B 2-2		1B 1-2 2-3 3-H 0-0	6	0	3	1	0	0	1
John Candelaria, L (1, 1) OBP: 0.283, SLG: 0.255		G5-4-3 1B 1-2		SH3 1-2 0-0			5-3 2-2		F9 2-0		K 1-3			2	0	1	0	0	0	0
Dave Giusti, R (8, 1)														0	0	0	0	0	0	0
Ed Kirkpatrick, L (9, PH) OBP: 0.299, SLG: 0.280														1	0	0	0	0	0	0
Larry Demery, R (10, 1) OBP: 0.200, SLG: 0.077														0	0	0	0	0	0	0
Bob Robertson, R (11, PH) OBP: 0.304, SLG: 0.333														1	0	0	0	0	1	1
Kent Tekulve, R (12, 1)														0	0	0	0	0	0	0
Inning Stats	R: 2 E: 1 K: 1 S: 18 H: 4 LOB: 2 BB: 0 P: 22	R: 0 E: 0 K: 0 S: 6 H: 1 LOB: 0 BB: 0 P: 8	R: 1 E: 1 K: 0 S: 9 H: 2 LOB: 2 BB: 1 P: 17	R: 0 E: 0 K: 0 S: 7 H: 1 LOB: 1 BB: 0 P: 10	R: 0 E: 0 K: 0 S: 4 H: 1 LOB: 0 BB: 0 P: 6	R: 0 E: 0 K: 0 S: 8 H: 0 LOB: 0 BB: 0 P: 12	R: 0 E: 0 K: 0 S: 8 H: 1 LOB: 2 BB: 1 P: 15	R: 0 E: 0 K: 0 S: 5 H: 1 LOB: 1 BB: 0 P: 5	R: 0 E: 0 K: 0 S: 3 H: 0 LOB: 0 BB: 0 P: 7	R: 0 E: 0 K: 1 S: 7 H: 0 LOB: 0 BB: 0 P: 11	R: 0 E: 0 K: 1 S: 18 H: 1 LOB: 1 BB: 0 P: 24	R: 0 E: 0 K: 0 S: 4 H: 0 LOB: 0 BB: 0 P: 6	R: 1 E: 0 K: 0 S: 8 H: 3 LOB: 3 BB: 1 P: 18	1B: 12 2B: 2 3B: 1 HR: 0	SF: 1 SAC: 2 DP: 2 HBP: 0	WP: 0 PB: 0 SB: 0 CS: 0	PA: 53			

PITCHER		IP	WLS	BF	H	R	ER	SO	BB	IBB	HBP	BLK	WP	HR	S	P	ERA	WHIP
Don Carrithers, R	(1, 1)	6.0		26	9	3	3	1	1	0	0	0	0	0	0	52	75	4.50	1.667
ERA: 4.26																			
Dale Murray, R	(7, 1)	2.0		9	2	0	0	0	1	0	0	0	0	0	0	13	20	0.00	1.500
ERA: 2.68																			
Chuck Taylor, R	(9, 1)	2.0		6	0	0	0	1	0	0	0	0	0	0	0	10	18	0.00	0.000
ERA:																			
Joe Kerrigan, R	(11, 1)	2.1	L	12	4	1	1	1	0	1	0	0	0	0	0	30	48	3.86	1.714
ERA: 5.73																			

AB	47
R	4
H	15
RBI	4
BB	3
SO	3
LOB	17

Montreal Expos @ Pittsburgh Pirates

Three Rivers Stadium, Pittsburgh, PA

Sat Jul 31 1976, 7:05 PM EDT

Att. 10,981 - Unknown

TOP

livebaseballscorecards.com

Batter	1	2	3	4	5	6	7	8	9	AB	R	H	RBI	BB	SO	LOB
Ellis Valentine, R (1, 8) OBP: 0.304, SLG: 0.406	3-2 BBBSSX 4-3 E 1B		2-3 SBBSSS ① K			1-0 BX 2B 1B	0-1 SX ③ 6-3		3-3 BBBSSS ③ K	5	2	2	0	0	2	2
Bombo Rivera, R (1, 7) OBP: 0.330, SLG: 0.422 Wayne Garrett, L (7, 4) OBP: 0.352, SLG: 0.298	0-3 SSFFC ① K		0-1 SX ②③ G6-4-3 1-2f			1-1 SBX F9 1-H 6-3 2B		2-2 SBBSX ① F7		3 1	1 0	1 0	1 0	0 0	1 0	2 0
Larry Parrish, R (1, 5) OBP: 0.286, SLG: 0.329	2-2 SBSBX ② 4-3 1-2			2-0 BBX ① 6-3		0-1 SX ① F9 2-3		1-1 BSX E3 E E		4	1	0	0	0	0	2
Earl Williams, R (1, 3) OBP: 0.282, SLG: 0.366 (5, 2)	2-1 BSBX E5 1B 2-H			0-1 SX FC5-4 1B		2-1 BBSX ② 6-3 3-H		2-2 SSBBX E1 E 1-2		4	2	1	1	0	0	1
Tim Foli, R (1, 6) OBP: 0.273, SLG: 0.391	0-2 SSX ② CS 1B 2-H			0-0 X ② FC5-4 FC5-4 1-2f		0-1 SX ③ P4		1-0 BX E8 1-H 2-H 2B		4	0	2	3	0	0	1
Barry Foote, R (1, 2) OBP: 0.252, SLG: 0.346 Andre Thornton, R (5, 3) OBP: 0.326, SLG: 0.382 Del Unser, L (7, 7) OBP: 0.270, SLG: 0.358 (8, 9)	B 1-0 ③ CS 1-2	B X 1-0 ① F8		B X 1-0 ③ FC5-4 1-2f			X 0-0 HR	BBBSSFS ② K		2 1 1	0 1 0	0 1 0	0 1 0	0 0 1	0 0 1	1 0 1
Pete Mackanin, R (1, 4) OBP: 0.265, SLG: 0.355 Mike Jorgensen, L (7, 3) OBP: 0.349, SLG: 0.365		B X 1-0 ② 5-3			S X 0-1 ① 6-3		X 0-0 ① 5-3	B X 1-0 ③ F8		3 1	0 0	0 0	0 0	0 0	0 0	0 1
Gary Carter, R (1, 9) OBP: 0.301, SLG: 0.310 Jerry White, S (8, 7) OBP: 0.305, SLG: 0.313		BBBSSX 3-1 ③ 4-3			SBBSSX 2-2 ② F9		SBBSSC 2-3 ② K		X 0-0 ① 5-3	3 1	0 0	0 0	0 0	0 0	1 0	0 0
Don Stanhouse, R (1, 1) OBP: 0.424, SLG: 0.379 Dale Murray, R (7, 1)			SBX 1-1 G6-4-3 1B		SBX 1-1 ③ F8		SX 0-1 E9 1B		BSSS 1-3 ② K	3 1	0 0	2 0	0 0	0 0	0 1	0 0

	AB	37
	R	7
	H	9
	RBI	6
	BB	0
	SO	6
	LOB	11

Inning Stats																																		
	R: 2	E: 1	K: 1	S: 16	H: 2	LOB: 0	BB: 0	P: 24	R: 0	E: 0	K: 0	S: 4	H: 0	LOB: 0	BB: 0	P: 9	R: 0	E: 0	K: 1	S: 7	H: 1	LOB: 0	BB: 0	P: 10	R: 0	E: 0	K: 0	S: 5	H: 1	LOB: 1	BB: 0	P: 8	R: 0	E: 0	K: 0	S: 7	H: 0	LOB: 0	BB: 0	P: 10	R: 2	E: 0	K: 0	S: 9	H: 2	LOB: 0	BB: 0	P: 13	R: 1	E: 1	K: 1	S: 9	H: 2	LOB: 1	BB: 0	P: 11	R: 2	E: 3	K: 1	S: 14	H: 1	LOB: 1	BB: 0	P: 24	R: 0	E: 0	K: 2	S: 7	H: 0	LOB: 0	BB: 0	P: 11	1B: 6	2B: 2	3B: 0	HR: 1	SF: 0	SAC: 0	DP: 1	HBP: 0	WP: 0	PB: 0	SB: 0	CS: 1	PA: 38

PITCHER		IP	WLS	BF	H	R	ER	SO	BB	IBB	HBP	BLK	WP	HR	S	P	ERA	WHIP
Jerry Reuss, L ERA: 4.18	(1, 1)	6.2		27	8	5	3	3	0	0	0	0	0	1	55	83	4.05	1.200
Bob Moose, R ERA: 3.04	(7, 1)	0.2	L	5	1	2	0	0	0	0	0	0	0	0	11	17	0.00	1.500
Ramon Hernandez, L ERA: 4.17	(8, 1)	0.2		2	0	0	0	1	0	0	0	0	0	0	5	9	0.00	0.000
Kent Tekulve, R ERA: 2.9	(9, 1)	1.0		3	0	0	0	2	0	0	0	0	0	0	7	11	0.00	0.000

PITCHER		IP	WLS	BF	H	R	ER	SO	BB	IBB	HBP	BLK	WP	HR	S	P	ERA	WHIP

BOTTOM

Batter	1	2	3	4	5	6	7	8	9	AB	R	H	RBI	BB	SO	LOB
Frank Taveras, R (1, 6) OBP: 0.315, SLG: 0.291	B B S X 2-1 L9 ①		B S S X 1-2 1B 1-2 2-3 1B		B S B X 2-1 3-1 ①		S B S S F F B B B 4-2 S 1B BB	X 0-0 E9 1B		3	1	1	0	1	0	0
Richie Zisk, R (8, PH) OBP: 0.343, SLG: 0.474										1	0	1	0	0	0	0
Mario Mendoza, R (8, PR) (9, 6) OBP: 0.218, SLG: 0.196										0	0	0	0	0	0	0
Rennie Stennett, R (1, 4) OBP: 0.286, SLG: 0.356	S T B X 1-2 4-3 ②		B S T X 1-2 1-2 2-H 3-H 1B ①		B B S X 2-1 1B 3B		S S F B S 1-3 K 1-2 ①	X 0-0 4-3 ③		5	1	2	1	0	1	2
Al Oliver, L (1, 8) OBP: 0.378, SLG: 0.523	S X 0-1 1B		X 0-0 P5 ②		B S X 1-1 6-3 ②		B B X 2-0 S 2B 2-H 1B		X 0-0 6-3 ①	5	1	2	1	0	0	3
Willie Stargell, L (1, 3) OBP: 0.342, SLG: 0.454	B B S S B F X 3-2 3-1 ③		B S X 1-1 G3 ③		B B X 2-0 1B 3-H 1B		S B S F F B B S 3-3 K 1-2 ②		S B X 1-1 4-3 ②	5	0	1	1	0	1	4
Dave Parker, L (1, 9) OBP: 0.342, SLG: 0.487		X 0-0 3-1 ①		X 0-0 HR	X 0-0 1-2 1B		B S B B B S F F X 3-2 1B 2-H 2B		B B B S S S X 3-2 FC6-4 1B	5	2	4	2	0	0	0
Bill Robinson, R (1, 7) OBP: 0.342, SLG: 0.583		B B B B 4-0 G4-6-3 BB	X 0-0 2B	S S S 0-3 K ③			S B X 1-1 2-H 1B		S B X 1-1 FC6-4 ③ 1-2f	4	0	2	1	1	1	3
Richie Hebner, L (1, 5) OBP: 0.293, SLG: 0.307	X 0-0 G4-6-3 ② ③ 1-2f	X 0-0 6-3 ①			X 0-0 F8 ①	X 0-0 G3 ③				4	0	0	0	0	0	3
Manny Sanguillen, R (1, 2) OBP: 0.334, SLG: 0.363		X 0-0 1B BB 1B 1B	X 0-0 P4 ②		B S X 1-1 P2 ②		S S B X 1-2 6-3 ①			4	1	1	0	0	0	1
Jerry Reuss, L (1, 1) OBP: 0.365, SLG: 0.333		S B S B B B 4-2 1B 1-2 1B BB	S S S 0-3 K ③		S S F X 0-2 F7 ③		X 0-0 4-3 ②			2	0	0	0	1	1	1
Bob Moose, R (7, 1) OBP: 0.375, SLG: 1.000										0	0	0	0	0	0	0
Ramon Hernandez, S (8, 1)										0	0	0	0	0	0	0
Ed Kirkpatrick, L (8, PH) OBP: 0.295, SLG: 0.276										1	0	0	0	0	0	0
Kent Tekulve, R (9, 1)										0	0	0	0	0	0	0
Inning Stats	R: 0 E: 0 K: 0 S: 12 H: 1 LOB: 1 BB: 0 P: 18	R: 0 E: 0 K: 0 S: 2 H: 0 LOB: 0 BB: 1 P: 6	R: 1 E: 0 K: 0 S: 13 H: 3 LOB: 2 BB: 1 P: 20	R: 1 E: 0 K: 1 S: 7 H: 2 LOB: 1 BB: 0 P: 7	R: 1 E: 0 K: 1 S: 11 H: 3 LOB: 2 BB: 0 P: 18	R: 0 E: 0 K: 0 S: 7 H: 0 LOB: 0 BB: 0 P: 8	R: 3 E: 0 K: 2 S: 22 H: 3 LOB: 1 BB: 1 P: 36	R: 0 E: 1 K: 0 S: 6 H: 1 LOB: 1 BB: 0 P: 7	R: 0 E: 0 K: 0 S: 8 H: 1 LOB: 1 BB: 0 P: 13	1B: 10 2B: 2 3B: 1 HR: 1		SF: 0 SAC: 0 DP: 1 HBP: 0				

PITCHER		IP	WLS	BF	H	R	ER	SO	BB	IBB	HBP	BLK	WP	HR	S	P	ERA	WHIP
Don Stanhouse, R ERA: 2.78	(1, 1)	6.2		32	11	6	6	4	3	0	0	0	0	1	71	109	8.10	2.100
Dale Murray, R ERA: 2.59	(7, 1)	2.1	W	10	3	0	0	0	0	0	0	0	0	0	17	24	0.00	1.286

PITCHER	IP	WLS	BF	H	R	ER	SO	BB	IBB	HBP	BLK	WP	HR	S	P	ERA	WHIP

Montreal Expos @ Pittsburgh Pirates

Three Rivers Stadium, Pittsburgh, PA

Sat Jul 31 1976, 7:05 PM EDT

Att. 10,981 - Unknown

livebaseballscorecards.com

AB	39
R	6
H	14
RBI	6
BB	3
SO	4
LOB	17

WP: 0 PA: 42
PB: 0
SB: 2
CS: 0

Batter	1	2	3	4	5	6	7	8	9	AB	R	H	RBI	BB	SO	LOB
Ellis Valentine, R (1, 8) OBP: 0.303, SLG: 0.400	L8		F9			K		S 1B 3-H		4	0	1	1	0	1	0
Wayne Garrett, L (1, 4) OBP: 0.351, SLG: 0.305	SF8 3B		F7			4-3		G3 1-2		4	1	1	0	0	0	1
Larry Parrish, R (1, 5) OBP: 0.282, SLG: 0.326	SF8 3-H		4-3			K			P3	3	0	0	1	0	1	0
Earl Williams, R (1, 2) OBP: 0.282, SLG: 0.360	6-3			F8			K		FC4-6 BB	3	0	0	0	1	1	0
Del Unser, L (1, 9) OBP: 0.269, SLG: 0.357		1-3 1B 1B		F9			K		FC4-6 CS 1-2f	4	0	1	0	0	1	1
Tim Foli, R (1, 6) OBP: 0.274, SLG: 0.391		1-3 1-2 1B		K			K		CS 1-2	3	0	1	0	0	2	0
Mike Jorgensen, L (1, 7) OBP: 0.345, SLG: 0.360 (8, 3)		F8			F9			E4 FC6-4		3	0	0	0	0	0	2
Andre Thornton, R (1, 3) OBP: 0.322, SLG: 0.377 Jerry White, S (8, PR) OBP: 0.305, SLG: 0.313 (8, 7)		1-3 1-2 2-3			K			FC6-4 E' S 1B 1-2f		3 0	0 1	0 0	0 0	0 0	1 0	3 0
Steve Rogers, R (1, 1) OBP: 0.109, SLG: 0.109		3-1			K			F2 1-3		3	0	0	0	0	1	3
Inning Stats	R: 1 H: 1 E: 0 LOB: 0 K: 0 BB: 0 S: 8 P: 9	R: 0 H: 2 E: 0 LOB: 2 K: 0 BB: 0 S: 15 P: 22	R: 0 H: 0 E: 0 LOB: 0 K: 0 BB: 0 S: 10 P: 15	R: 0 H: 0 E: 0 LOB: 0 K: 1 BB: 0 S: 6 P: 8	R: 0 H: 0 E: 0 LOB: 0 K: 2 BB: 0 S: 8 P: 11	R: 0 H: 0 E: 0 LOB: 0 K: 2 BB: 0 S: 11 P: 16	R: 0 H: 0 E: 0 LOB: 0 K: 3 BB: 0 S: 11 P: 12	R: 1 H: 1 E: 1 LOB: 2 K: 0 BB: 0 S: 8 P: 13	R: 0 H: 0 E: 0 LOB: 0 K: 0 BB: 1 S: 5 P: 13	1B: 3 SF: 1 2B: 0 SAC: 0 3B: 1 DP: 0 HR: 0 HBP: 0						

TOP

Montreal Expos @ Pittsburgh Pirates

Three Rivers Stadium, Pittsburgh, PA

Sun Aug 01 1976, 3:33 AM EDT

Att. 17,150 - Unknown

livebaseballscorecards.com

AB	30
R	2
H	4
RBI	2
BB	1
SO	8
LOB	10

PITCHER		IP	WLS	BF	H	R	ER	SO	BB	IBB	HBP	BLK	WP	HR	S	P	ERA	WHIP
Bruce Kison, R ERA: 3.24	(1, 1)	8.0	L	29	4	2	1	8	0	0	0	0	0	0	77	106	1.12	0.500
Dave Giusti, R ERA: 4.19	(9, 1)	1.0		3	0	0	0	0	1	0	0	0	0	0	5	13	0.00	1.000

PITCHER	IP	WLS	BF	H	R	ER	SO	BB	IBB	HBP	BLK	WP	HR	S	P	ERA	WHIP

BOTTOM

Montreal Expos @ Pittsburgh Pirates

Three Rivers Stadium, Pittsburgh, PA

Sun Aug 01 1976, 3:33 AM EDT

Att. 17,150 - Unknown

livebaseballscorecards.com

Batter	1	2	3	4	5	6	7	8	9	AB	R	H	RBI	BB	SO	LOB
Frank Taveras, R (1, 6) OBP: 0.320, SLG: 0.294	K		BB			1B		1B		3	0	2	0	1	1	0
Rennie Stennett, R (1, 4) OBP: 0.283, SLG: 0.353	F9		PO 1-3	K		4-3 1-3		F9 1-2		4	0	0	0	0	1	2
Al Oliver, L (1, 8) OBP: 0.374, SLG: 0.517	6-3			P6		G3			P5	4	0	0	0	0	0	1
Willie Stargell, L (1, 3) OBP: 0.338, SLG: 0.448		F7		5-3			F9		L8	4	0	0	0	0	0	0
Dave Parker, L (1, 9) OBP: 0.337, SLG: 0.480		P6			3-1		K		P5	4	0	0	0	0	1	0
Richie Zisk, R (1, 7) OBP: 0.345, SLG: 0.475		1B			L8		BB 1B			3	0	2	0	0	0	0
Bill Robinson, R (1, 5) OBP: 0.346, SLG: 0.586		K			2B		BB 1-2			2	0	1	0	1	1	1
Duffy Dyer, R (1, 2) OBP: 0.306, SLG: 0.355 Ed Kirkpatrick, L (7, PH) OBP: 0.292, SLG: 0.273 Manny Sanguillen, R (8, 2) OBP: 0.334, SLG: 0.363			6-3		5-3		F9			2 1 0	0 0 0	0 0 0	0 0 0	0 0 0	0 0 0	1 2 0
Bruce Kison, R (1, 1) OBP: 0.293, SLG: 0.297 Richie Hebner, L (8, PH) OBP: 0.292, SLG: 0.306 Dave Giusti, R (9, 1)			1-3			6-3		4-3		2 1 0	0 0 0	0 0 0	0 0 0	0 0 0	0 0 0	0 0 0
Inning Stats	R: 0 E: 0 K: 1 S: 5 H: 0 LOB: 0 BB: 0 P: 7	R: 0 E: 0 K: 1 S: 8 H: 1 LOB: 1 BB: 0 P: 11	R: 0 E: 0 K: 0 S: 5 H: 0 LOB: 0 BB: 1 P: 14	R: 0 E: 0 K: 1 S: 9 H: 0 LOB: 0 BB: 0 P: 14	R: 0 E: 0 K: 0 S: 9 H: 1 LOB: 1 BB: 0 P: 13	R: 0 E: 0 K: 0 S: 11 H: 1 LOB: 1 BB: 0 P: 15	R: 0 E: 0 K: 1 S: 11 H: 1 LOB: 2 BB: 1 P: 20	R: 0 E: 0 K: 0 S: 5 H: 1 LOB: 0 BB: 0 P: 9	R: 0 E: 0 K: 0 S: 8 H: 0 LOB: 0 BB: 0 P: 9	1B: 4 2B: 1 3B: 0 HR: 0 SF: 0 SAC: 0 DP: 0 HBP: 0						

	AB	30
	R	0
	H	5
	RBI	0
	BB	2
	SO	4
	LOB	7

PITCHER		IP	WLS	BF	H	R	ER	SO	BB	IBB	HBP	BLK	WP	HR	S	P	ERA	WHIP
Steve Rogers, R ERA: 3.53	(1, 1)	9.0	W	32	5	0	0	4	2	0	0	1	0	0	71	112	0.00	0.778

PITCHER	IP	WLS	BF	H	R	ER	SO	BB	IBB	HBP	BLK	WP	HR	S	P	ERA	WHIP

Batter	1	2	3	4	5	6	7	8	9	AB	R	H	RBI	BB	SO	LOB
Ellis Valentine, R (1, 8) OBP: 0.323, SLG: 0.416	0-1 S E 1B		2-0 ② 1-3		4-2 1-2 BB		0-1 WP 2-H 2B		4-1 FC4-6 BLK BB	3	1	2	1	2	0	0
Wayne Garrett, L (1, 4) OBP: 0.349, SLG: 0.300	2-1 E7 2-3 1-H		2-1 ③ F8		1-2 ③ F7		3-2 ③ L3 2-3		4-1 FC4-6 1-2 IBB	4	0	0	0	1	0	3
Larry Parrish, R (1, 5) OBP: 0.281, SLG: 0.327	1-3 ① K			0-1 ① P2		1-0 2B		0-3 ① K	0-1 ② FC4-6 1-2f 2-3	5	0	1	0	0	2	3
Earl Williams, R (1, 2) OBP: 0.280, SLG: 0.356	0-0 ② 2-3 2-3			0-0 1B		1-1 ① F8		1-1 ② F7	0-1 ③ 6-3	5	0	1	0	0	0	4
Del Unser, L (1, 9) (7, 7) (9, 9) OBP: 0.266, SLG: 0.352	2-3 ③ K			1-3 ② K		0-3 ② K		2-2 ③ L4		4	0	0	0	0	3	3
Tim Foli, R (1, 6) OBP: 0.276, SLG: 0.390		4-2 CS BB		1-2 ③ F8		0-0 ③ F8			0-0 1B HR 1B	3	1	1	0	1	0	2
Mike Jorgensen, L (1, 7) (7, 3) OBP: 0.344, SLG: 0.356		2-3 ① K			2-2 ① P6		4-1 SH1-4 2B BB		2-3 ① K	3	1	0	0	1	2	2
Andre Thornton, R (1, 3) OBP: 0.323, SLG: 0.374 Jerry White, S (7, 7) (7, 9) (9, 7) OBP: 0.308, SLG: 0.316		3-3 ② ③ K 1-2			4-2 BB BB		1-3 ① K		1-2 HR 1B	2	0	0	0	1	2	2
										1	1	1	0	0	0	0
Woodie Fryman, R (1, 1) OBP: 0.119, SLG: 0.098 Dale Murray, R (7, 1) Chuck Taylor, R (8, 1) Jose Morales, R (9, PH) OBP: 0.358, SLG: 0.534 Joe Kerrigan, R (9, 1)			1-1 ① 6-3		0-3 ② K		0-2 SH1-4 1-2		0-2 1-H 2-H HR	2	0	0	0	0	1	1
										0	0	0	0	0	0	0
										0	0	0	0	0	0	0
										1	1	1	3	0	0	0
										0	0	0	0	0	0	0
Inning Stats	R: 1 E: 1 K: 2 S: 11 H: 1 LOB: 1 BB: 0 P: 16	R: 0 E: 0 K: 2 S: 11 H: 0 LOB: 1 BB: 1 P: 20	R: 0 E: 0 K: 0 S: 5 H: 0 LOB: 0 BB: 0 P: 10	R: 0 E: 0 K: 1 S: 9 H: 1 LOB: 1 BB: 0 P: 11	R: 0 E: 0 K: 1 S: 15 H: 0 LOB: 2 BB: 2 P: 26	R: 0 E: 0 K: 1 S: 7 H: 1 LOB: 1 BB: 0 P: 9	R: 1 E: 0 K: 1 S: 13 H: 1 LOB: 1 BB: 1 P: 21	R: 0 E: 0 K: 1 S: 8 H: 0 LOB: 0 BB: 0 P: 11	R: 3 E: 0 K: 1 S: 18 H: 3 LOB: 2 BB: 2 P: 29	1B: 4 2B: 3 3B: 0 HR: 1	SF: 0 SAC: 1 DP: 1 HBP: 0						

TOP

Montreal Expos @ New York Mets

Shea Stadium, Flushing, NY

Mon Aug 02 1976, 7:05 PM EDT

Att. 53,523 - Unknown

livebaseballscorecards.com

AB	33
R	5
H	7
RBI	4
BB	6
SO	10
LOB	20

WP: 1 PB: 0 SB: 1 CS: 1 PA: 40

PITCHER		IP	WLS	BF	H	R	ER	SO	BB	IBB	HBP	BLK	WP	HR	S	P	ERA	WHIP
Tom Seaver, R ERA: 2.48	(1, 1)	7.0		29	4	2	1	8	4	0	0	0	1	0	71	113	1.29	1.143
Skip Lockwood, R ERA: 2.86	(8, 1)	1.1	L	8	3	3	3	2	1	0	0	0	0	1	21	31	20.25	3.000
Ken Sanders, R ERA: 1.47	(9, 1)	0.2		3	0	0	0	0	0	1	0	1	0	0	5	9	0.00	0.000

PITCHER	IP	WLS	BF	H	R	ER	SO	BB	IBB	HBP	BLK	WP	HR	S	P	ERA	WHIP

Batter	1	2	3	4	5	6	7	8	9	AB	R	H	RBI	BB	SO	LOB
Pepe Mangual, R (1, 8) OBP: 0.378, SLG: 0.341	0-0 1-3		3-3 K			0-0 6-3	2-0 F7		0-2 F7	3	0	0	0	0	1	0
Ed Kranepool, L (7, PH) OBP: 0.336, SLG: 0.389 (8, 7) (9, 3)										2	0	0	0	0	0	2
Felix Millan, R (1, 4) OBP: 0.318, SLG: 0.326	2-1 F9			0-0 FC5-4 1B		2-1 F8		3-2 SH3-4 1B	1-1 1-3	5	1	2	0	0	0	0
John Milner, L (1, 7) OBP: 0.341, SLG: 0.448	1-1 F8			2-2 F9		3-1 6-3		0-0 SH3-4 1-2		3	0	0	0	0	0	1
Skip Lockwood, R (8, 1) OBP: 0.462, SLG: 0.500										0	0	0	0	0	0	0
Ken Sanders, R (9, 1)										0	0	0	0	0	0	0
Joe Torre, R (1, 3) OBP: 0.327, SLG: 0.393		2-0 3B		1-0 FC5-4 FC5 1B 1-2f			1-0 1-3	2-1 BB 2B 1B 2-H		4	0	2	1	0	0	1
Leon Brown, R (8, PR) OBP: 0.269, SLG: 0.280 (9, 8)										0	1	0	0	0	0	0
Mike Vail, R (1, 9) OBP: 0.319, SLG: 0.279		3-2 6-3		2-1 1-2 1B			3-2 FC6-4 1B	0-0 F8		4	0	2	0	0	0	2
Jerry Grote, R (1, 2) OBP: 0.339, SLG: 0.309		4-1 G5-4-3 BB		2-2 FC5 2-3f			1-1 FC6-4 1-2f HR	4-2 2B 1-2 BB		2	1	0	0	2	0	3
Roy Staiger, R (1, 5) OBP: 0.277, SLG: 0.304		1-0 G5-4-3 1-2f			1-1 F8		1-1 1-H HR	1-1 1-3 2-H 2B		4	1	2	3	0	0	2
Bud Harrelson, S (1, 6) OBP: 0.328, SLG: 0.278			1-3 K		2-1 P5		1-2 WP S 1B	2-2 1-3		4	0	1	0	0	1	3
Tom Seaver, R (1, 1) OBP: 0.183, SLG: 0.093			3-2 1-3		2-3 K		4-2 1-3 BB		3-2 4-3	2	0	0	0	0	1	0
Bruce Boisclair, L (7, PH) OBP: 0.321, SLG: 0.312 (8, 8) (9, 7)										1	0	0	0	1	0	0
Inning Stats	R: 0 E: 0 K: 0 S: 5 H: 0 LOB: 0 BB: 0 P: 8	R: 0 E: 0 K: 0 S: 6 H: 1 LOB: 1 BB: 1 P: 16	R: 0 E: 0 K: 2 S: 10 H: 0 LOB: 0 BB: 0 P: 17	R: 0 E: 0 K: 0 S: 10 H: 2 LOB: 2 BB: 0 P: 17	R: 0 E: 0 K: 1 S: 7 H: 0 LOB: 0 BB: 0 P: 12	R: 0 E: 0 K: 0 S: 5 H: 0 LOB: 0 BB: 0 P: 10	R: 2 E: 0 K: 0 S: 16 H: 3 LOB: 2 BB: 1 P: 29	R: 2 E: 0 K: 0 S: 14 H: 3 LOB: 3 BB: 1 P: 26	R: 0 E: 0 K: 0 S: 8 H: 0 LOB: 0 BB: 0 P: 12	1B: 6 2B: 1 3B: 1 HR: 1	SF: 0 SAC: 1 DP: 1 HBP: 0						

PITCHER		IP	WLS	BF	H	R	ER	SO	BB	IBB	HBP	BLK	WP	HR	S	P	ERA	WHIP
Woodie Fryman, L ERA: 3.78	(1, 1)	6.2		26	6	2	2	3	1	0	0	0	0	1	54	98	2.70	1.050
Dale Murray, R ERA: 2.79	(7, 1)	1.0		8	3	2	2	0	2	0	0	0	1	0	16	32	18.00	5.000
Chuck Taylor, R ERA:	(8, 1)	0.1	W	1	0	0	0	0	0	0	0	0	0	0	3	5	0.00	0.000
Joe Kerrigan, R ERA: 5.25	(9, 1)	1.0	S	3	0	0	0	0	0	0	0	0	0	0	8	12	0.00	0.000

PITCHER	IP	WLS	BF	H	R	ER	SO	BB	IBB	HBP	BLK	WP	HR	S	P	ERA	WHIP

BOTTOM

Montreal Expos @ New York Mets

Shea Stadium, Flushing, NY

Mon Aug 02 1976, 7:05 PM EDT

Att. 53,523 - Unknown

livebaseballscorecards.com

AB	34
R	4
H	9
RBI	4
BB	3
SO	3
LOB	14

1B: 6 SF: 0 WP: 1 PA: 38
2B: 1 SAC: 1 PB: 0
3B: 1 DP: 1 SB: 1
HR: 1 HBP: 0 CS: 0

Montreal Expos @ New York Mets

Shea Stadium, Flushing, NY

Tue Aug 03 1976, 7:05 PM EDT

Att. 12,245 - Unknown

TOP

livebaseballscorecards.com

Batter	1	2	3	4	5	6	7	8	9	AB	R	H	RBI	BB	SO	LOB
Ellis Valentine, R (1, 8) OBP: 0.341, SLG: 0.431	4-2 1B BB		2-1 S 1B		3-3 ② K		4-1 2B 1-2 SF7 BB	1-1 E 1-3 2-H 2B		3	3	2	1	2	1	0
Bombo Rivera, R (1, 9) OBP: 0.347, SLG: 0.448	1-1 1B 1-2 1B		1-2 ① L7 1-2		0-0 1B		0-2 SF7 SF7 1-3 2-H 2B	4-0 E IBB		4	1	3	1	0	0	1
Mike Jorgensen, L (8, PH) OBP: 0.346, SLG: 0.356 (8, 7)										0	0	0	0	1	0	0
Larry Parrish, R (1, 5) OBP: 0.284, SLG: 0.333	1-1 FC6-4 1-3 2-H 1B		3-2 2-H 2B		1-2 ③ F8		1-0 ① SF7 2-3 3-H	3-3 ② K		3	0	2	3	0	0	1
Wayne Garrett, L (8, PH) OBP: 0.348, SLG: 0.299 (8, 5)										1	0	0	0	0	1	3
Earl Williams, R (1, 2) OBP: 0.278, SLG: 0.354	1-1 ① F6		1-1 ② F7			3-1 E 1B	1-1 ② SF7 3-H	1-2 E6 FC4-6 1-2 2-3 3-H		4	0	1	1	0	0	5
Tim Foli, R (1, 6) OBP: 0.275, SLG: 0.388	0-1 ② FC6-4 FC5-4 1-2f		0-1 ③ 6-3			0-1 E6 1-2	1-1 ③ 6-3	0-0 ③ FC4-6 1-2f		2	0	0	0	0	0	3
Pepe Frias, R (3, 6) OBP: 0.229, SLG: 0.231										3	0	0	0	0	0	4
Pete Mackanin, R (1, 4) OBP: 0.261, SLG: 0.349	0-0 ③ FC5-4 1-2f			0-0 ① P1		0-2 ① F8		0-0 ① 5-3	2-0 ① 6-3	5	0	0	0	0	0	4
Andre Thornton, R (1, 3) OBP: 0.324, SLG: 0.385		0-1 ① 6-3		2-0 ② F8		3-2 ② F8		3-2 HR	2-1 HBP	4	1	1	1	0	0	2
Jerry White, S (1, 7) OBP: 0.306, SLG: 0.314 (8, 9)		0-1 ② F8		1-3 ③ K		0-0 ③ F9		1-0 1B 2B 1B	0-0 ② F7	5	1	1	0	0	1	3
Clay Kirby, R (1, 1) OBP: 0.105, SLG: 0.111		1-0 ③ 6-3			1-1 ① F7		4-2 BB 2B BB	1-2 2B E 1B 1-2	0-3 ③ K	2	0	0	0	0	0	0
Chuck Taylor, R (6, 1)										0	0	0	0	0	0	0
Del Unser, L (7, PH) OBP: 0.268, SLG: 0.352										0	1	0	0	1	0	0
Chip Lang, R (7, 1) OBP: 0.500, SLG: 0.500										0	0	0	0	0	0	0
Jose Morales, R (8, PH) OBP: 0.364, SLG: 0.538										1	0	1	0	0	0	0
Steve Rogers, R (8, PR) OBP: 0.109, SLG: 0.109										0	1	0	0	0	0	0
Joe Kerrigan, R (8, 1)										0	0	0	0	0	0	0
Gary Carter, R (9, PH) OBP: 0.299, SLG: 0.309										1	0	0	0	0	1	1

	AB	38
	R	8
	H	11
	RBI	7
	BB	4
	SO	4
	LOB	27

Inning Stats	1	2	3	4	5	6	7	8	9
	R: 1 E: 0 K: 0 S: 11	H: 2 LOB: 2 BB: 1 P: 18	R: 0 E: 0 K: 0 S: 5	H: 0 LOB: 0 BB: 0 P: 6	R: 1 E: 0 K: 0 S: 13	H: 2 LOB: 1 BB: 0 P: 20	R: 0 E: 0 K: 1 S: 5	H: 0 LOB: 0 BB: 0 P: 8	R: 0 E: 0 K: 1 S: 10	H: 1 LOB: 1 BB: 0 P: 15	R: 0 E: 1 K: 0 S: 11	H: 1 LOB: 2 BB: 0 P: 17	R: 3 E: 0 K: 0 S: 11	H: 1 LOB: 0 BB: 2 P: 22	R: 3 E: 1 K: 1 S: 20	H: 4 LOB: 3 BB: 1 P: 34	R: 0 E: 0 K: 1 S: 6	H: 0 LOB: 1 BB: 0 P: 10

	1B: 7	SF: 2	WP: 0	PA: 45
	2B: 3	SAC: 0	PB: 0	
	3B: 0	DP: 0	SB: 1	
	HR: 1	HBP: 1	CS: 0	

PITCHER		IP	WLS	BF	H	R	ER	SO	BB	IBB	HBP	BLK	WP	HR	S	P	ERA	WHIP
Mickey Lolich, L ERA: 2.81	(1, 1)	6.0		29	7	5	5	2	3	0	0	0	0	0	61	98	7.50	1.667
Ken Sanders, R ERA: 1.89	(7, 1)	1.1		6	2	2	2	0	0	0	0	0	0	1	10	17	13.50	1.500
Bob Myrick, L ERA: 1.62	(8, 1)	0.0		1	1	0	0	0	0	0	0	0	0	0	3	4	∞	∞
Bob Apodaca, R ERA: 2.88	(8, 1)	1.2	W	9	1	1	0	2	0	1	1	0	0	0	18	31	0.00	0.600

PITCHER		IP	WLS	BF	H	R	ER	SO	BB	IBB	HBP	BLK	WP	HR	S	P	ERA	WHIP

Batter	1	2	3	4	5	6	7	8	9	AB	R	H	RBI	BB	SO	LOB
Pepe Mangual, R (1, 8) OBP: 0.381, SLG: 0.338	4-1 BB	4-1 BB		1-1 L7 ①		4-2 BB		0-3 K2-3 ①		2	0	0	0	3	1	1
Felix Millan, R (1, 4) OBP: 0.322, SLG: 0.328	4-2 FC WP FC6-4 1-2 BB	1-3 K ③ 1-2		2-2 G5-4-3 ②③ 1-2f		1-2 1-3 2-H 3-H 1B		2-1 HR 1B		4	2	2	2	1	1	2
Mike Vail, R (1, 9) OBP: 0.288, SLG: 0.250	3-3 K ① 1-2 2-3		0-0 F7 ①		0-0 6-3 ①	0-2 F9 ③		1 SAFE 1 SAFE 1 SAFE 0-0 L4 ②		5	0	0	0	0	1	5
Ed Kranepool, L (1, 7) OBP: 0.334, SLG: 0.395 (4, 3)	1-2 FC FC6-4 2-3 3-H		0-1 F9 ②		2-0 4-3 ②		1-3 K ①	3-2 1-H HR		5	1	1	3	0	1	1
Joe Torre, R (1, 3) OBP: 0.329, SLG: 0.394	1-1 FC6-4 BB 1B ② 1-2f 3-H		3-1 HBP BB WP 1B		1-3 K ③		3-1 BLK 2B 1B	3-1 S 1B		2	1	1	1	0	0	1
Bruce Boisclair, L (3, PR) OBP: 0.327, SLG: 0.319 (4, 7)										3	2	2	0	0	1	0
Ron Hodges, L (1, 2) OBP: 0.393, SLG: 0.414	4-1 1B BB 1-2		4-2 WP HBP BB 1-2			0-0 F9 ①	1 SAFE 2-1 1-H 2B	3-1 P5 ③ 1-2		3	0	1	1	2	0	1
Roy Staiger, R (1, 5) OBP: 0.289, SLG: 0.307	3-1 1-3 2-H 1B ③		2-0 WP 1-2 2-3 HBP			4-1 SH1-4 1B 1B BB	3-2 F7 ②			2	1	1	1	1	0	1
Mike Phillips, L (1, 6) OBP: 0.324, SLG: 0.364		2-1 P4 ①	1-2 4-3 ③ 1-2 2-3 3-H			0-1 SH1-4 1-2 1B 1B	4-0 IBB			3	1	1	0	1	0	2
Mickey Lolich, S (1, 1) OBP: 0.256, SLG: 0.158		0-3 K ②		4-2 G5-4-3 BB		0-2 SH1-4 ② 1-2 2-3	1-1 F9 ③			1	0	0	0	1	1	0
Ken Sanders, R (7, 1)										1	0	0	0	0	0	2
Bob Myrick, R (8, 1)										0	0	0	0	0	0	0
Bob Apodaca, R (8, 1) OBP: 0.214, SLG: 0.231										0	0	0	0	0	0	0
Inning Stats	R: 3 E: 0 K: 1 S: 14 H: 1 LOB: 2 BB: 3 P: 34	R: 0 E: 0 K: 2 S: 9 H: 0 LOB: 1 BB: 1 P: 16	R: 1 E: 0 K: 0 S: 10 H: 1 LOB: 3 BB: 1 P: 20	R: 0 E: 0 K: 0 S: 7 H: 0 LOB: 0 BB: 1 P: 14	R: 0 E: 0 K: 1 S: 5 H: 0 LOB: 0 BB: 0 P: 8	R: 2 E: 0 K: 0 S: 15 H: 2 LOB: 2 BB: 2 P: 24	R: 1 E: 0 K: 1 S: 13 H: 2 LOB: 2 BB: 1 P: 27	R: 2 E: 0 K: 1 S: 13 H: 3 LOB: 1 BB: 0 P: 24		1B: 7 2B: 1 3B: 0 HR: 1	SF: 0 SAC: 1 DP: 1 HBP: 1					

PITCHER		IP	WLS	BF	H	R	ER	SO	BB	IBB	HBP	BLK	WP	HR	S	P	ERA	WHIP
Clay Kirby, R ERA: 5.35	(1, 1)	5.2		29	4	6	6	4	8	0	1	0	2	0	57	113	9.53	2.118
Chuck Taylor, R ERA:	(6, 1)	0.1		1	0	0	0	0	0	0	0	0	0	0	3	3	0.00	0.000
Chip Lang, R ERA: 4.82	(7, 1)	1.0		6	2	1	1	1	0	1	0	1	0	0	13	27	9.00	2.000
Joe Kerrigan, R ERA: 6.23	(8, 1)	1.0	L	6	3	2	2	1	0	0	0	0	0	1	13	24	18.00	3.000

PITCHER	IP	WLS	BF	H	R	ER	SO	BB	IBB	HBP	BLK	WP	HR	S	P	ERA	WHIP

BOTTOM

Montreal Expos @ New York Mets

Shea Stadium, Flushing, NY

Tue Aug 03 1976, 7:05 PM EDT

Att. 12,245 - Unknown

livebaseballscorecards.com

AB	31
R	8
H	9
RBI	8
BB	9
SO	6
LOB	16

WP: 2 PB: 0 SB: 2 CS: 0 PA: 42

Batter	1	2	3	4	5	6	7	8	9	AB	R	H	RBI	BB	SO	LOB
Ellis Valentine, R (1, 8) OBP: 0.331, SLG: 0.417	F9		K			F9			6-3	4	0	0	0	0	1	1
Bombo Rivera, R (1, 7) OBP: 0.343, SLG: 0.440	G5-4-3 1B		5-3			K			6-3	4	0	1	0	0	1	1
Larry Parrish, R (1, 5) OBP: 0.280, SLG: 0.329	G5-4-3 1-2f			K		4-3			F8	4	0	0	0	0	1	1
Jose Morales, R (1, 2) OBP: 0.355, SLG: 0.523		K		4-3			F9			3	0	0	0	0	1	0
Earl Williams, R (1, 3) OBP: 0.283, SLG: 0.364		2B		FC6-4 1B			F7			3	0	2	0	0	0	0
Gary Carter, R (1, 9) OBP: 0.295, SLG: 0.303		P4		FC6-4 1-2f			5-3			3	0	0	0	0	0	2
Pete Mackanin, R (1, 4) OBP: 0.259, SLG: 0.346 (8, 6)		K			K			5-3		3	0	0	0	0	2	1
Pepe Frias, R (1, 6) OBP: 0.236, SLG: 0.254			2B		6-3			1-3		2	0	1	0	0	0	0
Barry Foote, R (8, PH) OBP: 0.251, SLG: 0.344										1	0	0	0	0	0	0
Wayne Garrett, L (8, 4) OBP: 0.348, SLG: 0.299										0	0	0	0	0	0	0
Don Carrithers, R (1, 1) OBP: 0.080, SLG: 0.160			K		K			F7		0	0	0	0	0	0	0
Chip Lang, R (2, 1) OBP: 0.250, SLG: 0.250										2	0	0	0	0	2	1
Chuck Taylor, R (7, 1)										0	0	0	0	0	0	0
Jerry White, S (8, PH) OBP: 0.305, SLG: 0.312										1	0	0	0	0	0	0
Dale Murray, R (8, 1)										0	0	0	0	0	0	0
Inning Stats	R: 0 E: 0 K: 0 S: 3	H: 1 LOB: 0 BB: 0 P: 3	R: 0 E: 0 K: 2 S: 8	H: 1 LOB: 1 BB: 0 P: 8	R: 0 E: 0 K: 2 S: 8	H: 1 LOB: 1 BB: 0 P: 8	R: 0 E: 0 K: 1 S: 6	H: 1 LOB: 1 BB: 0 P: 6	R: 0 E: 0 K: 2 S: 7	H: 0 LOB: 0 BB: 0 P: 7	R: 0 E: 0 K: 1 S: 5	H: 0 LOB: 0 BB: 0 P: 5	R: 0 E: 0 K: 0 S: 3	H: 0 LOB: 0 BB: 0 P: 3	R: 0 E: 0 K: 0 S: 3	H: 0 LOB: 0 BB: 0 P: 3	R: 0 E: 0 K: 0 S: 3	H: 0 LOB: 0 BB: 0 P: 3	1B: 2 2B: 2 3B: 0 HR: 0	SF: 0 SAC: 0 DP: 1 HBP: 0	WP: 0 PB: 0 SB: 0 CS: 0	PA: 30

TOP

Montreal Expos @ New York Mets

Shea Stadium, Flushing, NY

Wed Aug 04 1976, 3:33 AM EDT

Att. 15,016 - Unknown

livebaseballscorecards.com

AB	30
R	0
H	4
RBI	0
BB	0
SO	8
LOB	7

PITCHER		IP	WLS	BF	H	R	ER	SO	BB	IBB	HBP	BLK	WP	HR	S	P	ERA	WHIP
Jerry Koosman, L ERA: 3.14	(1, 1)	9.0	W	30	4	0	0	8	0	0	0	0	0	0	46	46	0.00	0.444

PITCHER	IP	WLS	BF	H	R	ER	SO	BB	IBB	HBP	BLK	WP	HR	S	P	ERA	WHIP

Batter	1	2	3	4	5	6	7	8	9	AB	R	H	RBI	BB	SO	LOB
Pepe Mangual, R (1, 8) OBP: 0.384, SLG: 0.344	BBB 4-0 BB	x 0-0 2B		x 0-0 ② 1-6-3 1-2			x 0-0 ① SH5-4 1-2			2	0	1	0	1	0	1
Felix Millan, R (1, 4) OBP: 0.323, SLG: 0.330 Bud Harrelson, S (2, 6) OBP: 0.325, SLG: 0.275	x 0-0 FC4-6 1-2 1B	x 0-0 ③ 4-3		SSS 0-3 ③ K			x 0-0 ② F7			1 3	0 0	1 0	0 0	0 0	0 1	0 3
Mike Vail, R (1, 9) OBP: 0.286, SLG: 0.269	SSS 0-3 ① K		x 0-0 ① 6-3		x 0-0 ① 4-3		x 0-0 2-H 2B			4	0	1	1	0	1	2
Ed Kranepool, L (1, 7) OBP: 0.335, SLG: 0.396 Bruce Boisclair, L (5, 7) OBP: 0.324, SLG: 0.315	x 0-0 ② FC4-6 1B 3B 1-2f 2-3		x 0-0 1B 1B		x 0-0 ② P3		x 0-0 ③ F9			2 2	1 0	1 0	0 0	0 0	0 0	2 1
Joe Torre, R (1, 3) OBP: 0.336, SLG: 0.401	x 0-0 3B 1-2 3-H 1B		x 0-0 FC5-4 1-2 1B		x 0-0 CS 1B			x 0-0 ① F7		4	1	3	1	0	0	0
Jerry Grote, R (1, 2) OBP: 0.338, SLG: 0.316	x 0-0 1-H 2-H 3B		x 0-0 ② P5		0-0 ③ CS 1-2	x 0-0 ① 5-3		x 0-0 ② G3		4	0	1	2	0	0	2
Roy Staiger, R (1, 5) OBP: 0.282, SLG: 0.299	x 0-0 ③ F9		x 0-0 ③ FC5-4 1-2f			x 0-0 ② P4		x 0-0 ③ 6-3		4	0	0	0	0	0	3
Mike Phillips, L (1, 6) OBP: 0.319, SLG: 0.358 (2, 4)		x 0-0 ① 4-3		x 0-0 ① F9		x 0-0 ③ 3-1				3	0	0	0	0	0	0
Jerry Koosman, R (1, 1) OBP: 0.300, SLG: 0.313		SSS 0-3 ② K		BBB 4-0 1-6-3 BB			x 0-0 WP SH5-4 2B 1B			2	1	1	0	1	1	0
Inning Stats	R: 3 E: 0 K: 1 S: 8 H: 3 LOB: 1 BB: 1 P: 12	R: 0 E: 0 K: 1 S: 6 H: 1 LOB: 1 BB: 0 P: 6	R: 0 E: 0 K: 0 S: 5 H: 2 LOB: 2 BB: 0 P: 5	R: 0 E: 0 K: 1 S: 5 H: 0 LOB: 1 BB: 1 P: 9	R: 0 E: 0 K: 0 S: 3 H: 1 LOB: 0 BB: 0 P: 3	R: 0 E: 0 K: 0 S: 3 H: 0 LOB: 0 BB: 0 P: 3	R: 1 E: 0 K: 0 S: 5 H: 2 LOB: 1 BB: 0 P: 5	R: 0 E: 0 K: 0 S: 3 H: 0 LOB: 0 BB: 0 P: 3		1B: 6 2B: 2 3B: 1 HR: 0 SF: 0 SAC: 1 DP: 0 HBP: 0						

PITCHER		IP	WLS	BF	H	R	ER	SO	BB	IBB	HBP	BLK	WP	HR	S	P	ERA	WHIP
Don Carrithers, R ERA: 4.5	(1, 1)	1.0	L	7	3	3	3	1	1	0	0	0	0	0	8	12	27.00	4.000
Chip Lang, R ERA: 4.28	(2, 1)	5.2		23	6	1	1	2	1	0	0	0	1	0	26	30	1.59	1.235
Chuck Taylor, R ERA:	(7, 1)	0.1		1	0	0	0	0	0	0	0	0	0	0	1	1	0.00	0.000
Dale Murray, R ERA: 2.76	(8, 1)	1.0		3	0	0	0	0	0	0	0	0	0	0	3	3	0.00	0.000

PITCHER	IP	WLS	BF	H	R	ER	SO	BB	IBB	HBP	BLK	WP	HR	S	P	ERA	WHIP

BOTTOM

Montreal Expos @ New York Mets

Shea Stadium, Flushing, NY

Wed Aug 04 1976, 3:33 AM EDT

Att. 15,016 - Unknown

livebaseballscorecards.com

AB	31
R	3
H	9
RBI	4
BB	2
SO	3
LOB	14

Chicago Cubs @ Montreal Expos

Jarry Park, Montreal, QB

Thu Aug 05 1976, 7:05 PM EDT

Att. 10,333 - Overcast - 73 F

livebaseballscorecards.com

TOP

Batter	1	2	3	4	5	6	7	8	9	AB	R	H	RBI	BB	SO	LOB
Rick Monday, L (1, 7) OBP: 0.358, SLG: 0.509	F5		HR		K			K		4	1	1	1	0	2	1
Joe Wallis, S (1, 8) OBP: 0.305, SLG: 0.394	K		F7		F8			F7		4	0	0	0	0	1	1
Bill Madlock, R (1, 5) OBP: 0.393, SLG: 0.482	4-3			L9		CS 1B		6-3		4	0	1	0	0	0	0
Jerry Morales, R (1, 9) OBP: 0.313, SLG: 0.398		F8		L8		1-2 BB			K	3	0	0	0	1	1	0
Ralph LaCock, L (1, 3) OBP: 0.330, SLG: 0.381		6-3		4-3		F7			1-3	4	0	0	0	0	0	1
Manny Trillo, R (1, 4) OBP: 0.305, SLG: 0.329		F5			K	1-3			6-3	4	0	0	0	0	1	1
George Mitterwald, R (1, 2) OBP: 0.273, SLG: 0.327			HR		1B SH 1B		K			3	2	2	1	0	1	0
Mick Kelleher, R (1, 6) OBP: 0.274, SLG: 0.298			4-3		1-2 SH 1B		6-3			3	1	1	0	0	0	0
Ray Burris, R (1, 1) OBP: 0.157, SLG: 0.140			4-3		SH 1-H 2-H		1-3			2	0	0	0	0	0	0
Bruce Sutter, R (8, 1)										0	0	0	0	0	0	0
Inning Stats	R: 0 E: 0 K: 1 S: 6 H: 0 LOB: 0 BB: 0 P: 8	R: 0 E: 0 K: 0 S: 5 H: 0 LOB: 0 BB: 0 P: 9	R: 2 E: 0 K: 0 S: 8 H: 2 LOB: 0 BB: 0 P: 15	R: 0 E: 0 K: 0 S: 4 H: 0 LOB: 0 BB: 0 P: 6	R: 2 E: 1 K: 2 S: 14 H: 2 LOB: 1 BB: 0 P: 21	R: 0 E: 0 K: 0 S: 8 H: 1 LOB: 1 BB: 1 P: 16	R: 0 E: 0 K: 1 S: 5 H: 0 LOB: 0 BB: 0 P: 7	R: 0 E: 0 K: 1 S: 5 H: 0 LOB: 0 BB: 0 P: 5	R: 0 E: 0 K: 1 S: 7 H: 0 LOB: 0 BB: 0 P: 13	1B: 3 2B: 0 3B: 0 HR: 2 SF: 0 SAC: 1 DP: 0 HBP: 0						

	AB	31
	R	4
	H	5
	RBI	2
	BB	1
	SO	6
	LOB	4

WP: 0 PB: 0 SB: 0 CS: 1 PA: 33

PITCHER	IP	WLS	BF	H	R	ER	SO	BB	IBB	HBP	BLK	WP	HR	S	P	ERA	WHIP
Don Stanhouse, R (1, 1) ERA: 2.72	9.0	L	33	5	4	2	6	1	0	0	0	0	2	62	100	2.00	0.667

PITCHER	IP	WLS	BF	H	R	ER	SO	BB	IBB	HBP	BLK	WP	HR	S	P	ERA	WHIP

Batter	1	2	3	4	5	6	7	8	9	AB	R	H	RBI	BB	SO	LOB
Ellis Valentine, R (1, 8) OBP: 0.321, SLG: 0.403	L9		F3		F9		F9			4	0	0	0	0	0	2
Wayne Garrett, L (1, 4) OBP: 0.347, SLG: 0.299	E 1B			L9		4-3		F9		4	0	1	0	0	0	0
Larry Parrish, R (1, 5) OBP: 0.277, SLG: 0.325	E1 G6-4-3			1-3		K		K		4	0	0	0	0	2	1
Earl Williams, R (1, 3) OBP: 0.287, SLG: 0.371	G6-4-3			2B		HR 1B		K		4	1	2	0	0	1	2
Del Unser, L (1, 7) (8, 9) OBP: 0.268, SLG: 0.361		L9		F9		HR			K	4	1	1	2	0	1	1
Tim Foli, R (1, 6) OBP: 0.275, SLG: 0.389		1-3			2B 2B	1-6-3			5-3	4	1	1	0	0	0	0
Gary Carter, R (1, 9) (8, 2) OBP: 0.294, SLG: 0.308		F9			2B		6-3		6-3	4	0	1	1	0	0	0
Barry Foote, R (1, 2) OBP: 0.252, SLG: 0.344			1-3		F6		S 1B			3	0	1	0	0	0	1
Jerry White, S (7, PR) (8, 7) OBP: 0.305, SLG: 0.312										0	0	0	0	0	0	0
Don Stanhouse, R (1, 1) OBP: 0.389, SLG: 0.344			4-3		4-3		K			3	0	0	0	0	1	2
Inning Stats	R: 0 H: 1 E: 1 LOB: 1 K: 0 BB: 0 S: 8 P: 11	R: 0 H: 0 E: 0 LOB: 0 K: 0 BB: 0 S: 7 P: 9	R: 0 H: 0 E: 0 LOB: 0 K: 0 BB: 0 S: 7 P: 10	R: 0 H: 1 E: 0 LOB: 1 K: 0 BB: 0 S: 7 P: 11	R: 1 H: 2 E: 0 LOB: 1 K: 0 BB: 0 S: 12 P: 17	R: 2 H: 2 E: 0 LOB: 0 K: 1 BB: 0 S: 16 P: 21	R: 0 H: 1 E: 0 LOB: 2 K: 1 BB: 0 S: 8 P: 12	R: 0 H: 0 E: 0 LOB: 0 K: 2 BB: 0 S: 13 P: 19	R: 0 H: 0 E: 0 LOB: 0 K: 1 BB: 0 S: 8 P: 11	1B: 3 SF: 0 2B: 3 SAC: 0 3B: 0 DP: 1 HR: 1 HBP: 0						

PITCHER	IP	WLS	BF	H	R	ER	SO	BB	IBB	HBP	BLK	WP	HR	S	P	ERA	WHIP
Ray Burris, R (1, 1) ERA: 3.61	7.0	W	28	7	3	3	2	0	0	0	0	0	1	65	91	3.86	1.000
Bruce Sutter, R (8, 1) ERA: 2.17	2.0	S	6	0	0	0	3	0	0	0	0	0	0	21	30	0.00	0.000

PITCHER	IP	WLS	BF	H	R	ER	SO	BB	IBB	HBP	BLK	WP	HR	S	P	ERA	WHIP

BOTTOM

Chicago Cubs @ Montreal Expos

Jarry Park, Montreal, QB

Thu Aug 05 1976, 7:05 PM EDT

Att. 10,333 - Overcast - 73 F

livebaseballscorecards.com

AB	34
R	3
H	7
RBI	3
BB	0
SO	5
LOB	9

Batter	1	2	3	4	5	6	7	8	9	10	11	12	13	AB	R	H	RBI	BB	SO	LOB
Rick Monday, L (1, 7) (7, 8) OBP: 0.360, SLG: 0.517	K		F4		FC4-6 1B		F7		SH1-4	BB			HR	5	1	2	2	1	1	2
Joe Wallis, S (1, 8) OBP: 0.309, SLG: 0.393	4-3		FC4-6 BB		FC4-6				IBB	F4			K	3	0	1	0	1	0	1
Rob Sperring, R (7, 6)														0	0	0	0	0	0	0
Wayne Tyrone, R (9, PH) (9, 5) OBP: 0.273, SLG: 0.333														2	1	0	0	1	1	1
Bill Madlock, R (1, 5) OBP: 0.395, SLG: 0.482	5-3		FC4-6			FC6-4 BB		FC5-4 1B	1B 1B		K		5-3	4	0	2	1	1	0	2
Joe Coleman, R (9, 1) OBP: 0.111, SLG: 0.111														0	0	0	0	0	0	0
Bruce Sutter, R (9, 1)														0	0	0	0	0	0	0
Steve Swisher, R (11, PH) (11, 2) OBP: 0.283, SLG: 0.313														2	0	0	0	0	1	0
Jerry Morales, R (1, 9) OBP: 0.313, SLG: 0.396		G4-6-3 BB		5-3		K		FC5-4 1-3 1B	1B		L8			5	1	1	2	1	1	2
Ralph LaCock, L (1, 3) OBP: 0.330, SLG: 0.372		G4-6-3		L9		FC6-4		1-3	FC6-4 IBB		6-3			4	0	0	0	2	0	2
Paul Reuschel, R (11, 1) OBP: 0.200, SLG: 0.154														0	0	0	0	0	0	0
Manny Trillo, R (1, 4) OBP: 0.308, SLG: 0.332		FC6-4 1B		P4		FC6-4 S		2-H	L5			G4-6-3 1B		6	0	3	1	0	0	5
George Mitterwald, R (1, 2) (11, 3) OBP: 0.269, SLG: 0.321		FC6-4	FC1-6 1B			F9		5-3	FC6-4			G4-6-3		6	0	1	0	0	0	8
Mick Kelleher, R (1, 6) OBP: 0.271, SLG: 0.295	K				FC1-6 SH2-4 1B		1B 1B		SH1-4 1B 1B	F7		F9		2	1	0	0	0	1	1
Jose Cardenal, R (7, PH) (7, 7) OBP: 0.347, SLG: 0.416														2	1	2	0	0	0	0
Dave Rosello, R (9, 6) OBP: 0.352, SLG: 0.273														2	0	0	0	0	0	0
Bill Bonham, R (1, 1) OBP: 0.214, SLG: 0.250			BB 1B		SH2-4		K		1B SH1-4 1B	K			P6	2	0	1	0	0	1	1
Darold Knowles, L (8, 1) OBP: 0.444, SLG: 0.167														0	0	0	0	0	0	0
Champ Summers, L (9, PH) (9, 7) OBP: 0.284, SLG: 0.279														3	1	1	0	0	1	0
Inning Stats	R: 0 E: 0 K: 1 S: 7 / H: 0 LOB: 0 BB: 0 P: 9	R: 0 E: 0 K: 0 S: 5 / H: 1 LOB: 1 BB: 1 P: 12	R: 0 E: 0 K: 1 S: 12 / H: 1 LOB: 2 BB: 1 P: 18	R: 0 E: 0 K: 0 S: 8 / H: 0 LOB: 0 BB: 0 P: 12	R: 1 E: 0 K: 0 S: 11 / H: 2 LOB: 1 BB: 0 P: 16	R: 0 E: 0 K: 1 S: 8 / H: 0 LOB: 2 BB: 2 P: 19	R: 0 E: 0 K: 1 S: 6 / H: 2 LOB: 1 BB: 0 P: 8	R: 1 E: 0 K: 0 S: 7 / H: 2 LOB: 1 BB: 0 P: 8	R: 3 E: 0 K: 0 S: 12 / H: 4 LOB: 3 BB: 2 P: 22	R: 0 E: 0 K: 1 S: 10 / H: 0 LOB: 1 BB: 1 P: 19	R: 0 E: 0 K: 0 S: 8 / H: 0 LOB: 0 BB: 0 P: 11	R: 0 E: 0 K: 0 S: 7 / H: 1 LOB: 0 BB: 0 P: 10	R: 1 E: 0 K: 1 S: 8 / H: 1 LOB: 0 BB: 0 P: 13	1B: 13 2B: 0 3B: 0 HR: 1	SF: 0 SAC: 2 DP: 2 HBP: 0	WP: 0 PB: 0 SB: 1 CS: 0	PA: 57					

PITCHER		IP	WLS	BF	H	R	ER	SO	BB	IBB	HBP	BLK	WP	HR	S	P	ERA	WHIP
Don Carrithers, R ERA: 4.37	(1, 1)	7.0		30	7	2	2	4	4	0	0	0	0	0	58	95	2.57	1.571
Dale Murray, R ERA: 3.05	(8, 1)	1.1		10	5	3	3	0	0	1	0	0	0	0	14	19	20.25	3.750
Chuck Taylor, R ERA: 1.04	(9, 1)	4.2	L	17	2	1	1	3	1	1	0	0	0	1	37	63	1.93	0.643

PITCHER	IP	WLS	BF	H	R	ER	SO	BB	IBB	HBP	BLK	WP	HR	S	P	ERA	WHIP

TOP

Chicago Cubs @ Montreal Expos

Jarry Park, Montreal, QB

Fri Aug 06 1976, 7:05 PM EDT

Unknown - 70 F

livebaseballscorecards.com

AB	48
R	6
H	14
RBI	6
BB	7
SO	7
LOB	25

Batter	1	2	3	4	5	6	7	8	9	10	11	12	13	AB	R	H	RBI	BB	SO	LOB
Ellis Valentine, R (1, 8) OBP: 0.329, SLG: 0.415	S S B C 1-3 ① K	X 0-0 2-H 1B			S X 0-1 4-3 1B		S X 0-1 ③ F7		B B B S X 3-1 1B 1-3 SF7 2B		X 0-0 ③ 5-3			6	1	3	1	0	1	0
Wayne Garrett, L (1, 4) OBP: 0.349, SLG: 0.298	S B X 1-1 ② 6-3	1 SAFE 1 SAFE 1 SAFE S B S S B F X 2-2 ③ F4			B S B X 2-1 ② 4-3 1-2			S B S B B B B 4-2 5-3 2B BB	B B S X 2-1 2-3 3-H 1B			B S B S B B B 4-2 CS BB		4	1	1	1	2	0	2
Del Unser, L (1, 9) OBP: 0.269, SLG: 0.357 (9, 7)	S B B B B 4-1 1B 1B BB		B B B B 4-0 G5-4-3 BB		X 0-0 ③ 4-3			1 SAFE 1 SAFE B S X 1-1 ① F2	B B X 2-0 ② SF7 3-H			S S S 0-3 ① K		3	1	0	1	2	1	3
Earl Williams, R (1, 3) OBP: 0.288, SLG: 0.370	X 0-0 1-2 1B 1B 1B		1 SAFE 1 SAFE S S S 0-3 ① K			B X 1-0 ① 2-3		B X 1-0 ② 5-3 1-2	B S S B B S 3-3 ③ K			S S S 0-3 ② K		3	0	1	0	0	1	1
Jerry White, S (7, 7) OBP: 0.305, SLG: 0.312														0	0	0	0	0	0	0
Jose Morales, R (8, PH) OBP: 0.351, SLG: 0.519														1	0	0	0	0	0	1
Andre Thornton, R (9, 3) OBP: 0.322, SLG: 0.381														2	0	0	0	0	2	2
Tim Foli, R (1, 6) OBP: 0.276, SLG: 0.391	B S B B S B X 3-2 1-2 2-H 1B	X 0-0 ②③ G5-4-3 1-2f			X 0-0 ② L5			S B X 1-1 WP 2-H 2B		S B S X 1-2 ① 6-3		S S B 1-2 CS 1-2	S B B X 2-1 ① 6-3	6	0	2	2	0	0	1
Larry Parrish, R (1, 5) OBP: 0.281, SLG: 0.326	S X 0-1 ③ 1-2 2-H 1B			B S S S 1-3 ① K		S B B B X 2-1 1B		S B S B B B 4-2 2-3 BB		B X 1-0 ② 5-3			X 0-0 ② 1-3	5	0	2	0	1	1	0
Mike Jorgensen, L (1, 7) OBP: 0.342, SLG: 0.352 (7, 3)		S S S 0-3 ① K		B S X 1-1 ② B3		S B X 1-1 ③ 4-3		X 0-0 ③ F7		S S S 0-3 ③ K			S B B S 2-3 ③ K	3	0	0	0	0	1	1
Bombo Rivera, R (8, PH) OBP: 0.340, SLG: 0.435 (9, 7)														1	0	0	0	0	0	2
Chuck Taylor, R (9, 1)														1	0	0	0	0	1	0
Pete Mackanin, R (12, PH) OBP: 0.266, SLG: 0.345														1	0	0	0	0	1	0
Barry Foote, R (1, 2) OBP: 0.255, SLG: 0.343	X 0-0 SH1-4 1B 1B			X 0-0 ③ F3			B S X 1-1 ① L8		S B B H 3-1 2B 1B HBP		S B S S X 1-2 ① F2			4	2	1	0	0	0	0
Don Carrithers, R (1, 1) OBP: 0.074, SLG: 0.148	S S X 0-2 ② SH1-4 1-2				B B B S X 2-2 ① 6-3		S S F B B S 2-3 ② K		B S B S S 2-3 ① K		S B B B C 2-3 ② K			2	0	0	0	0	1	0
Dale Murray, R (8, 1)														0	0	0	0	0	0	0
Gary Carter, R (9, 9) OBP: 0.291, SLG: 0.304														2	0	0	0	0	2	1
Inning Stats	R: 1 E: 0 K: 1 S: 12 H: 3 LOB: 2 BB: 1 P: 21	R: 1 E: 0 K: 1 S: 12 H: 2 LOB: 1 BB: 0 P: 14	R: 0 E: 0 K: 1 S: 4 H: 0 LOB: 0 BB: 1 P: 8	R: 0 E: 0 K: 1 S: 6 H: 0 LOB: 0 BB: 0 P: 8	R: 0 E: 0 K: 0 S: 8 H: 1 LOB: 1 BB: 0 P: 12	R: 0 E: 0 K: 0 S: 6 H: 1 LOB: 1 BB: 0 P: 10	R: 0 E: 0 K: 1 S: 8 H: 0 LOB: 0 BB: 0 P: 11	R: 1 E: 0 K: 0 S: 10 H: 1 LOB: 2 BB: 2 P: 21	R: 2 E: 0 K: 2 S: 13 H: 2 LOB: 1 BB: 0 P: 28	R: 0 E: 0 K: 1 S: 7 H: 0 LOB: 0 BB: 0 P: 9	R: 0 E: 0 K: 1 S: 8 H: 0 LOB: 0 BB: 0 P: 11	R: 0 E: 0 K: 2 S: 10 H: 0 LOB: 0 BB: 1 P: 15	R: 0 E: 0 K: 1 S: 6 H: 0 LOB: 0 BB: 0 P: 10	1B: 8 2B: 2 3B: 0 HR: 0	SF: 1 SAC: 1 DP: 1 HBP: 1					

PITCHER		IP	WLS	BF	H	R	ER	SO	BB	IBB	HBP	BLK	WP	HR	S	P	ERA	WHIP
Bill Bonham, R ERA: 4.7	(1, 1)	7.2		33	8	3	3	5	4	0	0	0	1	0	65	104	3.52	1.565
Darold Knowles, L ERA: 3.0	(8, 1)	0.1		1	0	0	0	0	0	0	0	0	0	0	1	1	0.00	0.000
Joe Coleman, R ERA: 5.03	(9, 1)	0.1		4	2	2	2	1	0	0	1	0	0	0	8	18	54.00	6.000
Bruce Sutter, R ERA: 2.1	(9, 1)	1.2		5	0	0	0	2	0	0	0	0	0	0	12	19	0.00	0.000
Paul Reuschel, R ERA: 4.48	(11, 1)	3.0	W	9	0	0	0	4	1	0	0	0	0	0	24	36	0.00	0.333

PITCHER		IP	WLS	BF	H	R	ER	SO	BB	IBB	HBP	BLK	WP	HR	S	P	ERA	WHIP

BOTTOM

Chicago Cubs @ Montreal Expos

Jarry Park, Montreal, QB

Fri Aug 06 1976, 7:05 PM EDT

Unknown - 70 F

livebaseballscorecards.com

AB	44
R	5
H	10
RBI	5
BB	5
SO	12
LOB	14

WP: 1 PB: 0 SB: 0 CS: 1

PA: 53

Batter	1	2	3	4	5	6	7	8	9	AB	R	H	RBI	BB	SO	LOB
Joe Wallis, S (1, 8) OBP: 0.303, SLG: 0.385	B S S B B S 3-3 ① K		B B B S X 3-1 ③ F9			B S S B B F X 3-2 ① F7		S S B S 1-3 ① K		4	0	0	0	0	2	0
Mick Kelleher, R (1, 6) OBP: 0.276, SLG: 0.299	X 0-0 CS 1B			B S B X 2-1 G3 1B		B S S S X 1-2 ② F8		B B S S F X 2-2 ② G1		4	0	2	0	0	0	0
Manny Trillo, R (1, 4) OBP: 0.308, SLG: 0.330 Dave Rosello, R (6, PR) OBP: 0.351, SLG: 0.271 (6, 4)	1 SAFE B X 1-0 ② ③ 5-3 1-2			B X 1-0 ① F5		S B B S H 3-2 1B HBP		X 0-0 ③ B1-3		2 1	0 0	0 0	0 0	0 0	0 0	2 0
Jerry Morales, R (1, 9) OBP: 0.317, SLG: 0.407		B S S B X 2-2 1B		B B S X 2-1 ② G3 1-2		B X 1-0 FC4-6 1B 1-2			B S X 1-1 HR	4	1	3	1	0	0	1
George Mitterwald, R (1, 3) OBP: 0.263, SLG: 0.313		X 0-0 ① F9		S B B S C 2-3 ③ K		B B B S X 2-1 ③ FC4-6 1-2f			S S B X 1-2 ① 5-3	4	0	0	0	0	1	4
Wayne Tyrone, R (1, 7) OBP: 0.250, SLG: 0.303 Rick Monday, L (9, PH) OBP: 0.359, SLG: 0.515 (9, 7)		S S F X 0-2 ② F3			S S C 0-3 ① K		S S C 0-3 ① K		S S S B B F B X 2-2 ② F7	3 1	0 0	0 0	0 0	0 0	2 0	1 0
Rob Sperring, R (1, 5) OBP: 0.375, SLG: 0.167		S B S B B S 3-3 ③ K			B X 1-0 WP 5-3 1B		B B S S B B 4-2 5-3 BB		B S B B S B 4-2 FC4-6 BB	2	0	1	0	2	1	1
Steve Swisher, R (1, 2) OBP: 0.279, SLG: 0.309			B S X 1-1 ① 5-3		B X 1-0 ② 5-3 1-2		B S B X 2-1 ② 5-3 1-2		S B X 1-1 ③ FC4-6 1-2f	4	0	0	0	0	0	3
Steve Stone, R (1, 1) OBP: 0.063, SLG: 0.063			B S X 1-1 ② 4-3		B X 1-0 ③ 6-3 2-3		S B S F B B F S 3-3 ③ K			3	0	0	0	0	1	2

TOP

Chicago Cubs @ Montreal Expos

Jarry Park, Montreal, QB

Fri Aug 06 1976, 7:05 PM EDT

Att. 13,145 - Unknown - 64 F

livebaseballscorecards.com

AB	32
R	1
H	6
RBI	1
BB	2
SO	7
LOB	14

Inning Stats	1	2	3	4	5	6	7	8	9
	R: 0 E: 0 K: 1 S: 5	H: 1 LOB: 0 BB: 0 P: 9	R: 0 E: 0 K: 1 S: 11	H: 1 LOB: 1 BB: 0 P: 16	R: 0 E: 0 K: 0 S: 6	H: 0 LOB: 0 BB: 0 P: 11	R: 0 E: 0 K: 1 S: 8	H: 1 LOB: 1 BB: 0 P: 15	R: 0 E: 0 K: 1 S: 6	H: 1 LOB: 1 BB: 0 P: 9
	R: 0 E: 0 K: 0 S: 12	H: 1 LOB: 2 BB: 0 P: 22	R: 0 E: 0 K: 2 S: 12	H: 0 LOB: 1 BB: 1 P: 21	R: 0 E: 0 K: 1 S: 8	H: 0 LOB: 0 BB: 0 P: 11	R: 1 E: 0 K: 0 S: 14	H: 1 LOB: 1 BB: 1 P: 23		

1B: 5	SF: 0	WP: 1	PA: 35
2B: 0	SAC: 0	PB: 0	
3B: 0	DP: 0	SB: 0	
HR: 1	HBP: 1	CS: 1	

PITCHER		IP	WLS	BF	H	R	ER	SO	BB	IBB	HBP	BLK	WP	HR	S	P	ERA	WHIP
Woodie Fryman, L ERA: 3.57	(1, 1)	8.0		30	5	0	0	7	1	0	1	0	1	0	68	114	0.00	0.750
Joe Kerrigan, R ERA: 6.43	(9, 1)	1.0	L	5	1	1	1	0	1	0	0	0	0	1	14	23	9.00	2.000

PITCHER	IP	WLS	BF	H	R	ER	SO	BB	IBB	HBP	BLK	WP	HR	S	P	ERA	WHIP

Batter	1	2	3	4	5	6	7	8	9	AB	R	H	RBI	BB	SO	LOB
Ellis Valentine, R (1, 8) OBP: 0.327, SLG: 0.410	B S S B X 2-2 ① 4-3			S B S B F X 2-2 ① 6-3		B X 1-0 ③ F2		X 0-0 1-2 2-3 1B		4	0	1	0	0	0	0
Wayne Garrett, L (1, 4) OBP: 0.349, SLG: 0.298	B B X 2-0 ② 4-3			S B B S X 2-2 CI FC5-4			S S X 0-2 6-3 1B	B S B S S 2-3 ③ K		3	0	1	0	0	1	3
Del Unser, L (1, 9) OBP: 0.266, SLG: 0.353	S B B S B X 3-2 ③ 4-3			S B S S 1-3 ② K			S X 0-1 ① 6-3 1-2		B B S S S 2-3 ① K	4	0	0	0	0	2	2
Earl Williams, R (1, 3) OBP: 0.283, SLG: 0.364		S S X 0-2 ① 6-3		B S S S B X 2-2 ③ FC5-4 1-2f			S B S S 1-3 ② K		S B X 1-1 ② F6	4	0	0	0	0	1	2
Larry Parrish, R (1, 5) OBP: 0.281, SLG: 0.325		B X 1-0 ② P6			B S X 1-1 L6-3 1B		B S S B S 2-3 ③ K		S S F F B X 1-2 ③ L9	4	0	1	0	0	1	1
Mike Jorgensen, L (1, 7) OBP: 0.342, SLG: 0.349 Jerry White, S (8, PR) OBP: 0.305, SLG: 0.312 (9, 7)		S S B F F F F C 1-3 ③ K			S B S B S 2-3 ① K			B B S B S F B 4-2 1B 1B BB		2 0	0 0	0 0	0 0	1 0	2 0	1 0
Gary Carter, R (1, 2) OBP: 0.287, SLG: 0.299			B X 1-0 ① P8		X 0-0 ② ③ L6-3 1-2			S B S S 1-3 ① K		3	0	0	0	0	1	2
Pepe Frias, R (1, 6) OBP: 0.233, SLG: 0.250 Tim Foli, R (6, PH) OBP: 0.277, SLG: 0.392 (7, 6)			B X 1-0 ② 6-3			S S X 0-2 ① F3		S S X 0-2 1B 1-2 1B		1 2	0 0	0 1	0 0	0 0	0 0	0 0
Woodie Fryman, R (1, 1) OBP: 0.114, SLG: 0.093 Jose Morales, R (8, PH) OBP: 0.348, SLG: 0.514 Joe Kerrigan, R (9, 1)			B S S F B B F F X 3-2 ③ P6			S S S 0-3 ② K		S S X 0-2 ② P4		2 1 0	0 0 0	0 0 0	0 0 0	1 0 0	0 0 0	0 2 0
Inning Stats	R: 0 H: 0 E: 0 LOB: 0 K: 0 BB: 0 S: 7 P: 14	R: 0 H: 0 E: 0 LOB: 0 K: 1 BB: 0 S: 11 P: 13	R: 0 H: 0 E: 0 LOB: 0 K: 0 BB: 0 S: 8 P: 13	R: 0 H: 0 E: 1 LOB: 1 K: 1 BB: 0 S: 13 P: 20	R: 0 H: 1 E: 0 LOB: 0 K: 1 BB: 0 S: 6 P: 9	R: 0 H: 0 E: 0 LOB: 0 K: 1 BB: 0 S: 7 P: 8	R: 0 H: 1 E: 0 LOB: 1 K: 2 BB: 0 S: 11 P: 14	R: 0 H: 2 E: 0 LOB: 3 K: 2 BB: 1 S: 16 P: 23	R: 0 H: 0 E: 0 LOB: 0 K: 1 BB: 0 S: 10 P: 14	1B: 4 2B: 1 3B: 0 HR: 0	SF: 0 SAC: 0 DP: 1 HBP: 0			WP: 0 PB: 0 SB: 0 CS: 0	PA: 32		

PITCHER	IP	WLS	BF	H	R	ER	SO	BB	IBB	HBP	BLK	WP	HR	S	P	ERA	WHIP
Steve Stone, R (1, 1) ERA: 4.18	9.0	W	32	4	0	0	9	1	0	0	0	0	0	89	128	0.00	0.556

PITCHER	IP	WLS	BF	H	R	ER	SO	BB	IBB	HBP	BLK	WP	HR	S	P	ERA	WHIP

BOTTOM

Chicago Cubs @ Montreal Expos

Jarry Park, Montreal, QB

Fri Aug 06 1976, 7:05 PM EDT

Att. 13,145 - Unknown - 64 F

livebaseballscorecards.com

AB	30
R	0
H	4
RBI	0
BB	1
SO	9
LOB	13

Chicago Cubs @ Montreal Expos

Jarry Park, Montreal, QB

Sat Aug 07 1976, 7:05 PM EDT

Overcast - 66 F

TOP

livebaseballscorecards.com

Batter	1	2	3	4	5	6	7	8	9	10	11	AB	R	H	RBI	BB	SO	LOB
Rick Monday, L (1, 7) OBP: 0.356, SLG: 0.518	K		6-3		3-1		K		K		HR	6	1	1	2	0	3	2
Joe Wallis, S (1, 8) OBP: 0.309, SLG: 0.382	G3		BB		FC6-4 1B 2-6-5 1B		L6		HBP		F5	4	0	1	0	1	0	1
Bill Madlock, R (1, 5) OBP: 0.399, SLG: 0.485	BB 1B		K		FC6-4 1B			1B	4-3			4	0	3	1	0	1	1
Rob Sperring, R (8, PR) OBP: 0.375, SLG: 0.167												0	0	0	0	0	0	0
(8, 5)																		
Jose Cardenal, R (9, PH) OBP: 0.347, SLG: 0.415												1	0	0	0	0	0	1
Darold Knowles, L (9, 1) OBP: 0.444, SLG: 0.167												0	0	0	0	0	0	0
Jerry Morales, R (1, 9) OBP: 0.318, SLG: 0.406	BB			5-3	FC6-4			1B				4	0	1	0	1	1	2
Ralph LaCock, L (1, 3) OBP: 0.327, SLG: 0.385	4-3			HR	2-6-5	4-1		FC5-2-5-2		4-3		5	1	1	1	0	0	4
Manny Trillo, R (1, 4) OBP: 0.309, SLG: 0.328		F4		BB		K		IBB		4-3		3	0	0	0	2	1	0
George Mitterwald, R (1, 2) OBP: 0.261, SLG: 0.309		K		PB 1B		P6		K			5-3	5	0	1	0	0	2	3
Mick Kelleher, R (1, 6) OBP: 0.269, SLG: 0.292		F9		5-3			6-3	4-3			4-3	5	0	0	0	0	0	5
(9, 5)																		
Rick Reuschel, R (1, 1) OBP: 0.317, SLG: 0.278			5-3		1B 3-1 1B		WP		4-3		HR	3	1	2	0	0	0	0
Bruce Sutter, R (8, 1)												0	0	0	0	0	0	0
Champ Summers, L (9, PH) OBP: 0.282, SLG: 0.276												1	0	0	0	0	0	0
Dave Rosello, R (9, 6) OBP: 0.354, SLG: 0.275												1	1	1	0	0	0	0
Inning Stats	R: 0 E: 0 K: 1 S: 10 H: 1 LOB: 2 BB: 1 P: 21	R: 0 E: 0 K: 1 S: 8 H: 0 LOB: 0 BB: 0 P: 12	R: 0 E: 0 K: 1 S: 14 H: 0 LOB: 1 BB: 1 P: 22	R: 1 E: 0 K: 0 S: 10 H: 2 LOB: 2 BB: 1 P: 23	R: 1 E: 0 K: 0 S: 13 H: 3 LOB: 2 BB: 0 P: 19	R: 0 E: 0 K: 1 S: 6 H: 0 LOB: 0 BB: 0 P: 8	R: 0 E: 0 K: 1 S: 10 H: 1 LOB: 1 BB: 0 P: 15	R: 0 E: 0 K: 1 S: 7 H: 2 LOB: 3 BB: 1 P: 13	R: 0 E: 0 K: 1 S: 12 H: 0 LOB: 1 BB: 0 P: 21	R: 0 E: 0 K: 1 S: 7 H: 0 LOB: 0 BB: 0 P: 10	R: 2 E: 0 K: 0 S: 9 H: 2 LOB: 0 BB: 0 P: 12	1B: 9 2B: 0 3B: 0 HR: 2 SF: 0 SAC: 0 DP: 0 HBP: 1	WP: 1 PB: 1 SB: 0 CS: 0	PA: 47				

PITCHER	IP	WLS	BF	H	R	ER	SO	BB	IBB	HBP	BLK	WP	HR	S	P	ERA	WHIP
Steve Rogers, R (1, 1) ERA: 3.49	7.0		30	7	2	2	5	3	0	0	0	1	1	71	120	2.57	1.429
Dale Murray, R (8, 1) ERA: 3.01	1.0		6	2	0	0	1	0	1	0	0	0	0	7	13	0.00	2.000
Joe Kerrigan, R (9, 1) ERA: 6.35	3.0	L	12	2	2	2	2	0	0	1	0	0	1	28	43	6.00	0.667

AB	42
R	4
H	11
RBI	4
BB	4
SO	8
LOB	19

Chicago Cubs @ Montreal Expos

Jarry Park, Montreal, QB

Sat Aug 07 1976, 7:05 PM EDT

Overcast - 66 F

BOTTOM

livebaseballscorecards.com

Batter	1	2	3	4	5	6	7	8	9	10	11	AB	R	H	RBI	BB	SO	LOB
Ellis Valentine, R (1, 8) OBP: 0.333, SLG: 0.410	G6-3, 1B 1B		BB 1-2 1B		G5-4-3 1-2f			K	F9		PO 1-2 BB	5	0	2	0	1	1	1
Wayne Garrett, L (1, 4) OBP: 0.356, SLG: 0.308	G6-3 1-2 1B		G4-6-3 1-2 2-3 BB			1B 1B		2B 2B	K		PO 1-2	4	1	3	0	1	1	0
Del Unser, L (1, 7) OBP: 0.269, SLG: 0.358	G6-3 1-2f 2-3		G4-6-3 1-2f			G5-4-3 1-2 1B		WP 2-H 1B 2B		3-1		4	1	2	1	0	0	5
(9, 9) Bombo Rivera, R (10, PH) OBP: 0.337, SLG: 0.430 (11, 9)												1	0	0	0	0	0	0
Earl Williams, R (1, 3) OBP: 0.282, SLG: 0.362	F9			5-3		K		1B, PB 2-H 1B		6-3		4	0	1	1	0	1	3
(8, 2) Jerry White, S (8, PR) OBP: 0.303, SLG: 0.311 (9, 7)												1	0	0	0	0	0	0
Tim Foli, R (1, 6) OBP: 0.279, SLG: 0.392		6-3		L7		G5-4-3 1-2f		1-3 1B		CS 1B		5	0	2	0	0	0	2
Larry Parrish, R (1, 5) OBP: 0.282, SLG: 0.327		1-3		2B			6-3	IBB		CS 1-2	E6 F9 E SF8	4	1	1	0	1	0	0
Barry Foote, R (1, 2) OBP: 0.252, SLG: 0.339	P5			P1			K	K			E6 1-2 BB	3	0	0	0	0	1	1
Dale Murray, R (8, 1)												0	0	0	0	0	0	0
Andre Thornton, R (8, PH) OBP: 0.321, SLG: 0.380												1	0	0	0	0	1	3
Joe Kerrigan, R (9, 1) Pete Mackanin, R (11, PH) OBP: 0.257, SLG: 0.344												0	0	0	0	0	0	0
												1	0	0	0	0	0	1
Gary Carter, R (1, 9) OBP: 0.294, SLG: 0.304			BB, WP BB		G5-4-3 1B		K 1B	K			F9 2-3	4	0	2	0	1	1	5
(9, 2)																		
Steve Rogers, R (1, 1) OBP: 0.104, SLG: 0.104			K		K		3-1		4-3		SF8 3-H	2	0	0	0	0	2	2
Jose Morales, R (7, PH) OBP: 0.339, SLG: 0.505 (8, 3)												2	0	0	1	0	0	1

Inning Stats																							
	R: 0	H: 2	R: 0	H: 0	R: 0	H: 1	R: 0	H: 1	R: 0	H: 1	R: 0	H: 2	R: 0	H: 1	R: 2	H: 4	R: 0	H: 0	R: 0	H: 1	R: 1	H: 0	1B: 10	SF: 1	WP: 2	PA: 48
	E: 0	LOB: 1	E: 0	LOB: 0	E: 0	LOB: 2	E: 0	LOB: 1	E: 0	LOB: 0	E: 0	LOB: 1	E: 0	LOB: 1	E: 0	LOB: 3	E: 0	LOB: 0	E: 0	LOB: 1	E: 2	LOB: 1	2B: 3	SAC: 0	PB: 1	
	K: 0	BB: 0	K: 0	BB: 0	K: 1	BB: 2	K: 0	BB: 0	K: 1	BB: 0	K: 1	BB: 0	K: 1	BB: 0	K: 3	BB: 1	K: 1	BB: 0	K: 0	BB: 0	K: 0	BB: 1	3B: 0	DP: 4	SB: 0	
	S: 7	P: 12	S: 7	P: 11	S: 10	P: 23	S: 8	P: 10	S: 5	P: 6	S: 8	P: 13	S: 9	P: 11	S: 17	P: 31	S: 6	P: 11	S: 7	P: 13	S: 5	P: 11	HR: 0	HBP: 0	CS: 1	

PITCHER		IP	WLS	BF	H	R	ER	SO	BB	IBB	HBP	BLK	WP	HR	S	P	ERA	WHIP
Rick Reuschel, R ERA: 3.62	(1, 1)	7.1		32	12	2	2	5	2	0	0	0	2	0	64	100	2.46	1.909
Bruce Sutter, R ERA: 2.08	(8, 1)	0.2		3	0	0	0	2	0	1	0	0	0	0	7	17	0.00	0.000
Darold Knowles, L ERA: 2.83	(9, 1)	3.0	W	11	1	1	0	1	1	0	0	0	0	0	18	35	0.00	0.667

PITCHER		IP	WLS	BF	H	R	ER	SO	BB	IBB	HBP	BLK	WP	HR	S	P	ERA	WHIP

Batter	1	2	3	4	5	6	7	8	9	AB	R	H	RBI	BB	SO	LOB
Rick Monday, L (1, 7) OBP: 0.352, SLG: 0.512	B B S B S X 3-2 ① 3-1		S B X 1-1 ① B1-3		B S S S 1-3 ③ K			B B S X 2-1 ② L7		4	0	0	0	0	1	0
Joe Wallis, S (1, 8) OBP: 0.303, SLG: 0.374	S B B B X 3-1 ② P6		S S F B S 1-3 ② K			B B B S S F F X 3-2 ① F8		S S B B S 2-3 ③ K		4	0	0	0	0	2	0
Ralph LaCock, L (1, 3) OBP: 0.320, SLG: 0.376	S B S S F X 2-2 ③ 4-3		S B S X 1-2 ③ F9			S B B S S F F F S 2-3 ② K			S B B B S X 3-2 ① L8	4	0	0	0	0	1	0
Jerry Morales, R (1, 9) OBP: 0.320, SLG: 0.409		S B S F B B X 3-2 2B 1B 1B		B B B S X 3-1 4-3 2B		S S B C 1-3 ③ K			S X 0-1 ② F6	4	1	2	0	0	1	0
Manny Trillo, R (1, 4) OBP: 0.311, SLG: 0.330		S B B S B F X 3-2 1-3 1B 2B		S S B F F B F X 3-2 ① 4-3 2-3			B S B S B B 4-2 FC6-4 BB		B S B B S B X 3-2 ③ 5-3	3	1	1	0	1	0	1
Rob Sperring, R (1, 5) OBP: 0.364, SLG: 0.222	S B B X 2-1 5-3 2-H 3-H 1B			S S B B F F B F X 3-2 ② 5-3			S S B B C 2-3 ① K			3	0	1	2	0	1	2
Steve Swisher, R (1, 2) OBP: 0.277, SLG: 0.306		X 0-0 ① 5-3 1-2		S X 0-1 ③ F7			B S B X 2-1 ② FC6-4 1-2f			3	0	0	0	0	0	3
Mick Kelleher, R (1, 6) OBP: 0.266, SLG: 0.289 Jose Cardenal, R (7, PH) OBP: 0.346, SLG: 0.414 Dave Rosello, R (7, 6) OBP: 0.354, SLG: 0.275		B S S S 1-3 ② K			B X 1-0 ① 5-3		B S B B S T S 2-3 ③ K			2 1 0	0 0 0	0 0 0	0 0 0	0 0 0	1 1 0	1 1 0
Oscar Zamora, R (1, 1) Mike Garman, R (3, 1) George Mitterwald, R (8, PH) OBP: 0.260, SLG: 0.307 Joe Coleman, R (8, 1) OBP: 0.111, SLG: 0.111		S B S S 1-3 ③ K			S C 0-3 ② K			B S B S S 2-3 ① K		1 1 1 0	0 0 0 0	0 0 0 0	0 0 0 0	0 0 0 0	1 1 1 0	1 0 0 0
Inning Stats	R: 0 E: 0 K: 0 S: 9 H: 0 LOB: 0 BB: 0 P: 17	R: 2 E: 0 K: 2 S: 17 H: 3 LOB: 1 BB: 0 P: 27	R: 0 E: 0 K: 1 S: 9 H: 0 LOB: 0 BB: 0 P: 12	R: 0 E: 0 K: 0 S: 16 H: 1 LOB: 1 BB: 0 P: 25	R: 0 E: 0 K: 2 S: 7 H: 0 LOB: 0 BB: 0 P: 9	R: 0 E: 0 K: 2 S: 14 H: 0 LOB: 0 BB: 0 P: 20	R: 0 E: 1 K: 2 S: 11 H: 0 LOB: 1 BB: 1 P: 21	R: 0 E: 0 K: 2 S: 8 H: 0 LOB: 0 BB: 0 P: 14	R: 0 E: 0 K: 0 S: 8 H: 0 LOB: 0 BB: 0 P: 14	1B: 2 2B: 2 3B: 0 HR: 0 SF: 0 SAC: 0 DP: 0 HBP: 0						

PITCHER		IP	WLS	BF	H	R	ER	SO	BB	IBB	HBP	BLK	WP	HR	S	P	ERA	WHIP
Steve Dunning, R ERA: 4.6	(1, 1)	9.0	W	32	4	2	2	11	1	0	0	0	0	0	99	159	2.00	0.556

PITCHER	IP	WLS	BF	H	R	ER	SO	BB	IBB	HBP	BLK	WP	HR	S	P	ERA	WHIP

Chicago Cubs @ Montreal Expos

Jarry Park, Montreal, QB

Sat Aug 07 1976, 7:05 PM EDT

Att. 10,106 - Overcast - 60 F

TOP

AB	31
R	2
H	4
RBI	2
BB	1
SO	11
LOB	9

livebaseballscorecards.com

WP: 0 PA: 32
PB: 0
SB: 0
CS: 0

Chicago Cubs @ Montreal Expos

Jarry Park, Montreal, QB

Sat Aug 07 1976, 7:05 PM EDT

Att. 10,106 - Overcast - 60 F

livebaseballscorecards.com

BOTTOM

Batter	1	2	3	4	5	6	7	8	9	AB	R	H	RBI	BB	SO	LOB
Jerry White, S (1, 7) OBP: 0.305, SLG: 0.313	1-2 1B 1B 1B	0-1 F8	1-1 1-2 2-3 3-H 1B		1-2 F7			0-0 F4		5	1	2	1	0	0	3
Wayne Garrett, L (1, 4) OBP: 0.356, SLG: 0.309	2-1 1-3 1B HR 1B	1-0 1-2 1B	2-2 4-3			0-2 G3		3-2 F4		5	1	2	0	0	0	3
Ellis Valentine, R (1, 8) OBP: 0.338, SLG: 0.408	1-1 1-2 3-H HR 1B	3-3 K		4-2 G1-6-3 BB		1-3 K				3	1	1	1	1	2	2
Gary Carter, R (1, 2) OBP: 0.294, SLG: 0.318	3-2 1-H 2-H HR		0-2 F7	1-1 F7		2-1 6-3				4	1	1	3	0	0	1
Tim Foli, R (1, 6) OBP: 0.275, SLG: 0.387	0-1 P6		1-2 F7	0-1 G1-6-3 1-2f			0-1 1-3			4	0	0	0	0	0	1
Larry Parrish, R (1, 5) OBP: 0.285, SLG: 0.336	1-3 K		4-1 1B 1B BB		0-1 F7		0-0 HR			3	2	1	1	1	1	0
Del Unser, L (1, 9) OBP: 0.271, SLG: 0.359	1-1 4-3		1-2 1B 1-2 1B		1-1 S 1B		1-0 F9			4	1	2	0	0	0	0
Andre Thornton, R (1, 3) OBP: 0.323, SLG: 0.379		2-3 K	3-1 1-3 2-H 1B		4-0 1-2 BB		0-2 5-3			3	0	1	1	1	1	0
Steve Dunning, R (1, 1) OBP: 0.250, SLG: 0.100		0-1 1B 1B	4-2 1B 1-2 BB		0-2 B3			1-0 4-3		3	0	1	0	1	0	2
Inning Stats	R: 4 H: 4 E: 0 LOB: 0 K: 1 BB: 0 S: 19 P: 28	R: 0 H: 2 E: 0 LOB: 2 K: 2 BB: 0 S: 11 P: 17	R: 2 H: 3 E: 0 LOB: 3 K: 0 BB: 2 S: 21 P: 37	R: 0 H: 0 E: 0 LOB: 0 K: 0 BB: 1 S: 6 P: 11	R: 0 H: 1 E: 0 LOB: 2 K: 0 BB: 1 S: 10 P: 16	R: 0 H: 0 E: 0 LOB: 0 K: 1 BB: 0 S: 8 P: 11	R: 1 H: 1 E: 0 LOB: 0 K: 0 BB: 0 S: 7 P: 8	R: 0 H: 0 E: 0 LOB: 0 K: 0 BB: 0 S: 5 P: 9		1B: 9 SF: 0 2B: 0 SAC: 0 3B: 0 DP: 1 HR: 2 HBP: 0						

	AB	34
	R	7
	H	11
	RBI	7
	BB	4
	SO	4
	LOB	12

WP: 0 PB: 0 SB: 1 CS: 0 PA: 38

PITCHER		IP	WLS	BF	H	R	ER	SO	BB	IBB	HBP	BLK	WP	HR	S	P	ERA	WHIP
Oscar Zamora, R ERA: 5.24	(1, 1)	2.2	L	18	8	6	6	3	2	0	0	0	0	1	45	73	20.25	3.750
Mike Garman, R ERA: 4.95	(3, 1)	4.1		17	3	1	1	1	2	0	0	0	0	1	37	55	2.08	1.154
Joe Coleman, R ERA: 4.98	(8, 1)	1.0		3	0	0	0	0	0	0	0	0	0	0	5	9	0.00	0.000

PITCHER	IP	WLS	BF	H	R	ER	SO	BB	IBB	HBP	BLK	WP	HR	S	P	ERA	WHIP

Batter	1	2	3	4	5	6	7	8	9	AB	R	H	RBI	BB	SO	LOB
Rick Monday, L (1, 8) OBP: 0.353, SLG: 0.512	2-2 3-1	4-1 1B 2B BB		3-3 K	2-2 1B 1-H G6-4-3 2B			2-2 F7		4	2	1	1	1	1	0
Jose Cardenal, R (1, 7) OBP: 0.350, SLG: 0.417	2-0 HBP S FC3-2 1B	0-0 1-3 2B 1B		2-1 F9	0-2 G6-4-3 2-3 1B				1-2 L4	4	1	3	0	0	0	0
Wayne Tyrone, R (7, 7) OBP: 0.243, SLG: 0.294										1	0	0	0	0	0	0
Bill Madlock, R (1, 5) OBP: 0.403, SLG: 0.493	4-0 FC3-2 HBP BB 1-2 BB	0-1 1-H 3-H 2B			3-1 2B	1-0 G6-4-3 1-2f 3-H			0-1 1B 1B	4	1	3	2	1	0	1
Ralph LaCock, L (1, 3) OBP: 0.322, SLG: 0.373	2-1 BB FC3-2 1-2 2-3 HBP	1-3 K			2-1 3-1 2-3	2-2 G3			2-2 FC6-4 1-2 1B	4	0	1	0	0	1	2
Joe Wallis, S (1, 9) OBP: 0.300, SLG: 0.369	0-0 FC3-2 BB 1-2 2-3 3-Hf		2-3 K		1-3 K		1-1 G6-4-3 1B		0-1 F8	5	0	1	0	0	2	6
Manny Trillo, R (1, 4) OBP: 0.310, SLG: 0.327	4-1 1-2 2-3 3-H BB		1-3 K		1-1 L7		0-2 P4		0-1 1-2f FC6-4	4	0	0	1	1	1	4
Rob Sperring, R (1, 6) OBP: 0.400, SLG: 0.308	3-2 5-3		2-2 1B			1-2 HR 1B	0-0 1-2f G6-4-3			4	1	2	0	0	0	4
Steve Swisher, R (1, 2) OBP: 0.276, SLG: 0.315		0-0 F7	0-1 G3			1-1 1-H HR		3-3 K		4	1	1	2	0	1	1
Steve Renko, R (1, 1) OBP: 0.086, SLG: 0.086		0-0 4-3		2-2 G2		2-2 WP 2B 1B		1-0 4-3		4	1	1	0	0	0	0
Inning Stats	R: 1 E: 0 K: 0 S: 12 H: 1 LOB: 3 BB: 2 P: 29	R: 2 E: 0 K: 1 S: 9 H: 2 LOB: 1 BB: 1 P: 14	R: 0 E: 0 K: 2 S: 11 H: 1 LOB: 1 BB: 0 P: 16	R: 0 E: 0 K: 1 S: 8 H: 0 LOB: 0 BB: 0 P: 15	R: 0 E: 0 K: 1 S: 10 H: 1 LOB: 1 BB: 0 P: 17	R: 4 E: 0 K: 0 S: 24 H: 5 LOB: 0 BB: 0 P: 33	R: 0 E: 0 K: 0 S: 6 H: 1 LOB: 0 BB: 0 P: 7	R: 0 E: 0 K: 1 S: 9 H: 0 LOB: 0 BB: 0 P: 15	R: 0 E: 0 K: 0 S: 13 H: 2 LOB: 2 BB: 0 P: 16	1B: 9 2B: 3 3B: 0 HR: 1 SF: 0 SAC: 0 DP: 2 HBP: 1						

PITCHER		IP	WLS	BF	H	R	ER	SO	BB	IBB	HBP	BLK	WP	HR	S	P	ERA	WHIP
Chip Lang, R ERA: 4.42	(1, 1)	5.0	L	24	5	3	3	5	3	0	1	0	0	0	50	91	5.40	1.600
Chuck Taylor, R ERA: 3.86	(6, 1)	3.0		13	6	4	4	1	0	0	0	0	1	1	39	55	12.00	2.000
Joe Kerrigan, R ERA: 6.0	(9, 1)	1.0		5	2	0	0	0	0	0	0	0	0	0	13	16	0.00	2.000

PITCHER	IP	WLS	BF	H	R	ER	SO	BB	IBB	HBP	BLK	WP	HR	S	P	ERA	WHIP

TOP

Chicago Cubs @ Montreal Expos

Jarry Park, Montreal, QB

Sun Aug 08 1976, 3:33 AM EDT

Att. 12,598 - Overcast - 73 F

livebaseballscorecards.com

AB	38
R	7
H	13
RBI	6
BB	3
SO	6
LOB	18

WP: 1	PA: 42		
PB: 0			
SB: 1			
CS: 0			

Batter	1	2	3	4	5	6	7	8	9	AB	R	H	RBI	BB	SO	LOB
Jerry White, S (1, 7) OBP: 0.308, SLG: 0.316	1-2 1-3		1-0 F7			0-1 4-3 1B		0-0 1B		4	0	2	0	0	0	1
Wayne Garrett, L (1, 4) OBP: 0.352, SLG: 0.305	1-0 3-1			0-2 L4		0-1 4-3 1-2		1-2 4-3		4	0	0	0	0	0	2
Ellis Valentine, R (1, 8) OBP: 0.329, SLG: 0.397	2-3 K			0-0 4-3		2-1 6-3			2-3 K	4	0	0	0	0	2	1
Gary Carter, R (1, 2) OBP: 0.288, SLG: 0.312		2-2 P3		0-1 F8		2-2 5-3			2-3 K	4	0	0	0	0	1	1
Tim Foli, R (1, 6) OBP: 0.275, SLG: 0.386		0-0 F9			0-0 FC4-6 1B		1-1 F8		0-2 F9	4	0	1	0	0	0	0
Larry Parrish, R (1, 5) OBP: 0.282, SLG: 0.333		0-3 K			2-3 K		3-2 F9			3	0	0	0	0	2	1
Del Unser, L (1, 9) OBP: 0.269, SLG: 0.356			2-3 K		0-0 FC4-6 1-2f 2B		1-1 F8			3	1	0	0	0	1	1
Earl Williams, R (1, 3) OBP: 0.287, SLG: 0.370			1-1 SH1-4 1B		0-0 1-H 2B			2-3 K		3	0	2	1	0	1	0
Chip Lang, R (1, 1) OBP: 0.250, SLG: 0.250			0-0 SH1-4 1-2		2-2 G3			0-1 F3		0	0	0	0	0	0	0
Jose Morales, R (5, PH) OBP: 0.336, SLG: 0.500										1	0	0	0	0	0	1
Chuck Taylor, R (6, 1)										0	0	0	0	0	0	0
Andre Thornton, R (8, PH) OBP: 0.322, SLG: 0.378										1	0	0	0	0	0	0
Joe Kerrigan, R (9, 1)										0	0	0	0	0	0	0
Inning Stats	R: 0 E: 0 K: 1 S: 7 H: 0 LOB: 0 BB: 0 P: 11	R: 0 E: 0 K: 1 S: 7 H: 0 LOB: 0 BB: 0 P: 9	R: 0 E: 0 K: 1 S: 7 H: 1 LOB: 1 BB: 0 P: 11	R: 0 E: 0 K: 0 S: 7 H: 0 LOB: 0 BB: 0 P: 7	R: 1 E: 0 K: 1 S: 11 H: 2 LOB: 1 BB: 0 P: 15	R: 0 E: 0 K: 0 S: 9 H: 1 LOB: 1 BB: 0 P: 13	R: 0 E: 0 K: 0 S: 8 H: 0 LOB: 0 BB: 0 P: 13	R: 0 E: 0 K: 1 S: 9 H: 1 LOB: 1 BB: 0 P: 12	R: 0 E: 0 K: 2 S: 11 H: 0 LOB: 0 BB: 0 P: 15	1B: 4 2B: 1 3B: 0 HR: 0	SF: 0 SAC: 1 DP: 0 HBP: 0						

PITCHER	IP	WLS	BF	H	R	ER	SO	BB	IBB	HBP	BLK	WP	HR	S	P	ERA	WHIP
Steve Renko, R (1, 1) ERA: 4.17	9.0	W	32	5	1	1	7	0	0	0	0	0	0	76	106	1.00	0.556

PITCHER	IP	WLS	BF	H	R	ER	SO	BB	IBB	HBP	BLK	WP	HR	S	P	ERA	WHIP

BOTTOM

Chicago Cubs @ Montreal Expos

Jarry Park, Montreal, QB

Sun Aug 08 1976, 3:33 AM EDT

Att. 12,598 - Overcast - 73 F

livebaseballscorecards.com

AB	31
R	1
H	5
RBI	1
BB	0
SO	7
LOB	8

WP: 0 PB: 0 SB: 0 CS: 0 PA: 32

Batter	1	2	3	4	5	6	7	8	9	AB	R	H	RBI	BB	SO	LOB
Larry Herndon, R (1, 8) OBP: 0.348, SLG: 0.381	S S B X 1-2 F8 ①			B S B S B X 3-2 6-3 ①	B X 1-0 1-2 2-3 3-H 1B			S X 0-1 1-3 ①		4	0	1	1	0	0	0
Marty Perez, R (1, 4) OBP: 0.317, SLG: 0.321	S B S B X 2-2 4-3 ②			S S B C 1-3 K ②	X 0-0 F3 ③			B B B B 4-0 1B BB		3	0	0	0	1	1	3
Gary Thomasson, L (1, 7) OBP: 0.319, SLG: 0.413	X 0-0 1-3 ③			B B B X 3-0 1B		S X 0-1 F7 ①		X 0-0 1-3 1B		4	0	2	0	0	0	0
Bobby Murcer, L (1, 9) OBP: 0.348, SLG: 0.395		B S B B S X 3-2 4-3 ①		B X 1-0 F9 ③		B B X 2-0 F9 ②		S S F B S 1-3 K ②		4	0	0	0	0	1	3
Darrell Evans, L (1, 3) OBP: 0.330, SLG: 0.303		S B S B X 2-2 L9 ②			B B B S B 4-1 WP 1B 1B BB	B S B B B 4-1 FC6-4 BB		B X 1-0 P6 ③		2	1	0	0	2	0	2
Ken Reitz, R (1, 5) OBP: 0.304, SLG: 0.341		S S F F B F F F B X 2-2 5-3 ③			S S X 0-2 1B WP 1-2 1B	X 0-0 FC6-4 ③ 1-2f			S S X 0-2 3-1 ①	4	0	1	0	0	0	1
Chris Speier, R (1, 6) OBP: 0.313, SLG: 0.288			X 0-0 4-1 ①	S B B S B F X 3-2 F9 ①		S B B S X 2-2 F9 ①			S B B X 2-1 F9 ②	4	0	0	0	0	0	2
Dave Rader, L (1, 2) OBP: 0.314, SLG: 0.327 Mike Sadek, R (9, 2) OBP: 0.333, SLG: 0.283			B B S X 2-1 5-3 ②		B B B B 4-0 1B 1-2 2-3 BB	B X 1-0 3-1 ②			S B B X 2-1 F8 ③	3 0	0 0	0 0	0 0	1 0	0 0	0 0
Jim Barr, R (1, 1) OBP: 0.204, SLG: 0.143			S S X 0-2 F9 ③		S S B S 1-3 K ②	S B X 1-1 F8 ③				3	0	0	0	0	1	3
Inning Stats	R: 0 E: 0 K: 0 S: 7 H: 0 LOB: 0 BB: 0 P: 10	R: 0 E: 0 K: 0 S: 13 H: 0 LOB: 0 BB: 0 P: 20	R: 0 E: 0 K: 0 S: 6 H: 0 LOB: 0 BB: 0 P: 8	R: 0 E: 0 K: 1 S: 8 H: 1 LOB: 1 BB: 0 P: 16	R: 1 E: 0 K: 1 S: 13 H: 2 LOB: 3 BB: 2 P: 26	R: 0 E: 0 K: 0 S: 5 H: 0 LOB: 1 BB: 1 P: 11	R: 0 E: 0 K: 0 S: 6 H: 0 LOB: 0 BB: 0 P: 10	R: 0 E: 0 K: 1 S: 8 H: 1 LOB: 2 BB: 1 P: 14	R: 0 E: 0 K: 0 S: 7 H: 0 LOB: 0 BB: 0 P: 11	1B: 4 2B: 0 3B: 0 HR: 0 SF: 0 SAC: 0 DP: 0 HBP: 0							

PITCHER	IP	WLS	BF	H	R	ER	SO	BB	IBB	HBP	BLK	WP	HR	S	P	ERA	WHIP
Don Stanhouse, R (1, 1) ERA: 2.61	9.0	W	35	4	1	1	3	4	0	0	0	1	0	73	126	1.00	0.889

PITCHER	IP	WLS	BF	H	R	ER	SO	BB	IBB	HBP	BLK	WP	HR	S	P	ERA	WHIP

TOP

San Francisco Giants @ Montreal Expos

Jarry Park, Montreal, QB

Mon Aug 09 1976, 7:05 PM EDT

Att. 7,103 - Unknown - 68 F

livebaseballscorecards.com

AB	31
R	1
H	4
RBI	1
BB	4
SO	3
LOB	14

PA: 35

WP: 1 PB: 0 SB: 0 CS: 0

Batter	1	2	3	4	5	6	7	8	9	AB	R	H	RBI	BB	SO	LOB
Warren Cromartie, L (1, 9) OBP: 0.500, SLG: 0.500	1-1 5-3 1B		2-0 1B 1B		1-1 ② F7		1-1 ③ F7			4	1	2	0	0	0	0
Wayne Garrett, L (1, 4) OBP: 0.354, SLG: 0.308	1 SAFE 1 SAFE 1 SAFE 1 SAFE 1-1 ① 5-3 1-2		1-1 G5-3 1B 1-2 1B		0-1 1B 1B			1-1 ① 3-1		4	0	2	0	0	0	1
Ellis Valentine, R (1, 8) OBP: 0.333, SLG: 0.400	2-2 ② L8		0-0 1-2 2-3 1B		1-0 1-2 1B			2-2 ② 6-3		4	0	2	0	0	0	1
Gary Carter, R (1, 2) OBP: 0.288, SLG: 0.310	1-1 FC6-4 2-H 1B		0-0 ② ③ G5-3 2-3f		1-2 ③ F8			1-2 ③ 1-3		4	0	1	1	0	0	5
Earl Williams, R (1, 3) OBP: 0.286, SLG: 0.368 Jerry White, S (9, PR) OBP: 0.308, SLG: 0.316	2-2 ③ FC6-4 1-2f			0-1 ① 6-3		2-0 ① 5-3			0-1 SH1-4 1B 1B	4 0	0 1	1 0	0 0	0 0	0 0	1 0
Tim Foli, R (1, 6) OBP: 0.275, SLG: 0.384		0-0 ① 5-3		1-0 ② 4-3		1-1 ② G3			1-2 1-2 1B SH1-4 1B	4	0	1	0	0	0	0
Del Unser, L (1, 7) OBP: 0.270, SLG: 0.356		0-1 ② 4-3		0-1 FC6-4 1B		1-1 ③ 1-3			0-0 ① SH1-4 1-2 2-3	3	0	1	0	0	0	0
Larry Parrish, R (1, 5) OBP: 0.279, SLG: 0.329		1-1 ③ L5		0-2 ③ FC6-4 1-2f			3-3 ① K		2-2 ② F7	4	0	0	0	0	1	4
Don Stanhouse, R (1, 1) OBP: 0.359, SLG: 0.314 Jose Morales, R (9, PH) OBP: 0.342, SLG: 0.504			2-3 ① K		1-3 ① K		1-0 ② F3		0-0 2-3 3-H 1B	3 1	0 0	0 1	0 1	0 0	2 0	0 0
Inning Stats	R: 1 E: 0 K: 0 S: 12 H: 2 LOB: 1 BB: 0 P: 19	R: 0 E: 0 K: 0 S: 5 H: 0 LOB: 0 BB: 0 P: 6	R: 0 E: 0 K: 1 S: 8 H: 3 LOB: 2 BB: 0 P: 13	R: 0 E: 0 K: 0 S: 8 H: 1 LOB: 1 BB: 0 P: 9	R: 0 E: 0 K: 1 S: 14 H: 2 LOB: 2 BB: 0 P: 18	R: 0 E: 0 K: 0 S: 5 H: 0 LOB: 0 BB: 0 P: 9	R: 0 E: 0 K: 1 S: 6 H: 0 LOB: 0 BB: 0 P: 11	R: 0 E: 0 K: 0 S: 8 H: 0 LOB: 0 BB: 0 P: 12	R: 1 E: 0 K: 0 S: 11 H: 3 LOB: 2 BB: 0 P: 14	1B: 11 2B: 0 3B: 0 HR: 0	SF: 0 SAC: 1 DP: 1 HBP: 0					

PITCHER	IP	WLS	BF	H	R	ER	SO	BB	IBB	HBP	BLK	WP	HR	S	P	ERA	WHIP
Jim Barr, R (1, 1) ERA: 3.16	8.2	L	36	11	2	2	3	0	0	0	0	0	0	77	111	2.08	1.269

PITCHER	IP	WLS	BF	H	R	ER	SO	BB	IBB	HBP	BLK	WP	HR	S	P	ERA	WHIP

BOTTOM

San Francisco Giants @ Montreal Expos

Jarry Park, Montreal, QB

Mon Aug 09 1976, 7:05 PM EDT

Att. 7,103 - Unknown - 68 F

livebaseballscorecards.com

AB	35
R	2
H	11
RBI	2
BB	0
SO	3
LOB	12

WP: 0 PB: 0 SB: 0 CS: 0 PA: 36

Batter	1	2	3	4	5	6	7	8	9	AB	R	H	RBI	BB	SO	LOB
Chris Speier, R (1, 6) OBP: 0.312, SLG: 0.286	B B X 2-0 ① 6-3		S B S B B B 4-2 FC6-4 1B 1-2 BB		B S B X 2-1 ③ F9		S S F B S 1-3 ③ K			3	0	0	0	1	1	2
Marty Perez, R (1, 4) OBP: 0.316, SLG: 0.320	S S T B B X 2-2 ② 5-3		B 2 SAFE S B X 2-1 ① FC6-4 1-2 2-3 1B			B B S S F B X 3-2 ① 5-3		B X 1-0 ① F8		4	0	1	0	0	0	0
Gary Matthews, R (1, 7) OBP: 0.362, SLG: 0.421	B S B X 2-1 ③ F8		S B B X 2-1 ② FC6-4 1-2f 2-3			B S S B B S 3-3 ② K		S B X 1-1 ① E9 FC3-2 1B		4	0	1	0	0	1	2
Gary Thomasson, L (1, 8) OBP: 0.317, SLG: 0.409		S B B S X 2-2 ① PB 1B 1B 1B	S S B B C 2-3 ③ K			S S F B S 1-3 ③ K		B B S X 2-1 ② FC3-2 3-H		4	1	1	0	0	2	3
Bobby Murcer, L (1, 9) OBP: 0.345, SLG: 0.391		S B S C 1-3 ① K		B X 1-1 ① G3			B B X 2-0 ① F9	B X 1-0 ③ 4-3		4	0	0	0	0	1	2
Darrell Evans, L (1, 3) OBP: 0.329, SLG: 0.302		X 0-0 L5-4 1B 1-2 1B		S B B S B X 2-2 ② F8			B B S X 2-1 E3 2B		B B X 2-0 ① G3	4	1	1	0	0	0	0
Ken Reitz, R (1, 5) OBP: 0.308, SLG: 0.347 Johnnie LeMaster, R (9, PR) OBP: 0.250, SLG: 0.313	B S B X 2-1 1-2 2-H 1B		S S C 0-3 ③ K			X 0-0 4-3 3-H 2B			B X 1-0 G6-4-3 1B	4 0	0 0	3 0	2 0	0 0	1 0	0 0
Mike Sadek, R (1, 2) OBP: 0.323, SLG: 0.273 Steve Ontiveros, S (7, PH) OBP: 0.239, SLG: 0.183 Dave Heaverlo, R (7, 1) OBP: 0.333, SLG: 0.333 Mike Caldwell, R (7, 1) OBP: 0.125, SLG: 0.125 Chris Arnold, R (9, PH) OBP: 0.255, SLG: 0.255	X 0-0 ② ③ L5-4 2-3				B S X 1-1 ① 6-3		B B X 2-0 ② 4-3 2-3		B X 1-0 ② ③ G6-4-3 1-2f	2 1 0 0 1	0 0 0 0 0	0 0 0 0 0	0 0 0 0 0	0 0 0 0 0	0 0 0 0 0	2 1 0 0 1
Rob Dressler, R (1, 1) OBP: 0.179, SLG: 0.148 Glenn Adams, L (7, PH) OBP: 0.268, SLG: 0.327 Dave Rader, L (7, 2) OBP: 0.314, SLG: 0.327			B S H 2-1 1B BB HBP		B X 1-0 ② F3		S B B S B B 4-2 BB			1 0 0	0 0 0	0 0 0	0 0 0	0 1 0	0 0 0	0 0 0
Inning Stats	R: 0 E: 0 K: 0 S: 7 H: 0 LOB: 0 BB: 0 P: 13	R: 1 E: 0 K: 1 S: 10 H: 3 LOB: 1 BB: 0 P: 15	R: 0 E: 0 K: 1 S: 10 H: 1 LOB: 2 BB: 1 P: 22	R: 0 E: 0 K: 1 S: 8 H: 0 LOB: 0 BB: 0 P: 11	R: 0 E: 0 K: 0 S: 5 H: 0 LOB: 0 BB: 0 P: 9	R: 0 E: 0 K: 2 S: 11 H: 0 LOB: 0 BB: 0 P: 18	R: 1 E: 1 K: 1 S: 11 H: 1 LOB: 2 BB: 1 P: 22	R: 0 E: 1 K: 0 S: 6 H: 1 LOB: 1 BB: 0 P: 11	R: 0 E: 0 K: 0 S: 3 H: 1 LOB: 1 BB: 0 P: 7	1B: 6 2B: 2 3B: 0 HR: 0	SF: 0 SAC: 0 DP: 2 HBP: 1	WP: 0 PB: 1 SB: 0 CS: 0	PA: 35				

PITCHER	IP	WLS	BF	H	R	ER	SO	BB	IBB	HBP	BLK	WP	HR	S	P	ERA	WHIP
Don Carrithers, R (1, 1) ERA: 4.04	8.1	W	34	7	2	0	6	2	0	1	0	0	0	70	126	0.00	1.080
Steve Rogers, R (9, 1) ERA: 3.47	0.2	S	1	0	0	0	0	0	0	0	0	0	0	1	2	0.00	0.000

PITCHER	IP	WLS	BF	H	R	ER	SO	BB	IBB	HBP	BLK	WP	HR	S	P	ERA	WHIP

TOP

San Francisco Giants @ Montreal Expos

Jarry Park, Montreal, QB

Tue Aug 10 1976, 7:05 PM EDT

Att. 10,775 - Unknown - 75 F

livebaseballscorecards.com

AB	32
R	2
H	7
RBI	2
BB	2
SO	6
LOB	13

Batter	1	2	3	4	5	6	7	8	9	AB	R	H	RBI	BB	SO	LOB
Warren Cromartie, L (1, 9) OBP: 0.375, SLG: 0.375	F7		1-6-3			CS 1B		F8		4	0	1	0	0	0	1
Wayne Garrett, L (1, 4) OBP: 0.350, SLG: 0.304	6-3		L8			F6 1-2		G3		4	0	0	0	0	0	2
Ellis Valentine, R (1, 8) OBP: 0.333, SLG: 0.399	F9			G3			FC1-6 1B			3	0	1	0	0	0	0
Gary Carter, R (1, 2) OBP: 0.288, SLG: 0.311		G5-4-3 1B		5-3			FC1-6 1-2f 3B			3	1	1	0	0	0	1
Earl Williams, R (1, 3) OBP: 0.287, SLG: 0.376		G5-4-3 1-2f		K			1-H 3B			3	0	1	1	0	1	1
Jerry White, S (7, PR) OBP: 0.308, SLG: 0.316										0	0	0	0	0	0	0
Mike Jorgensen, L (8, 3) OBP: 0.342, SLG: 0.349										0	0	0	0	0	0	0
Tim Foli, R (1, 6) OBP: 0.273, SLG: 0.381		1-3			F9		P4			3	0	0	0	0	0	1
Del Unser, L (1, 7) OBP: 0.270, SLG: 0.356			HR 1B		F5		K			3	1	1	0	0	1	1
Larry Parrish, R (1, 5) OBP: 0.282, SLG: 0.341			1-H HR		6-3			1B		3	1	2	2	0	0	0
Don Carrithers, R (1, 1) OBP: 0.067, SLG: 0.133			6-3			F9		K		3	0	0	0	0	1	1
Steve Rogers, R (9, 1) OBP: 0.104, SLG: 0.104										0	0	0	0	0	0	0
Inning Stats	R: 0 E: 0 K: 0 S: 10 H: 0 LOB: 0 BB: 0 P: 14	R: 0 E: 0 K: 0 S: 5 H: 1 LOB: 0 BB: 0 P: 7	R: 2 E: 0 K: 0 S: 12 H: 2 LOB: 0 BB: 0 P: 16	R: 0 E: 0 K: 1 S: 7 H: 0 LOB: 0 BB: 0 P: 11	R: 0 E: 0 K: 0 S: 9 H: 0 LOB: 0 BB: 0 P: 15	R: 0 E: 0 K: 0 S: 10 H: 1 LOB: 0 BB: 0 P: 13	R: 1 E: 0 K: 1 S: 9 H: 2 LOB: 1 BB: 0 P: 10	R: 0 E: 0 K: 1 S: 11 H: 1 LOB: 1 BB: 0 P: 18		1B: 5 2B: 0 3B: 1 HR: 1 SF: 0 SAC: 0 DP: 1 HBP: 0						

PITCHER	IP	WLS	BF	H	R	ER	SO	BB	IBB	HBP	BLK	WP	HR	S	P	ERA	WHIP
Rob Dressler, R (1, 1) ERA: 4.38	6.0		20	4	2	2	1	0	0	0	0	0	1	53	76	3.00	0.667
Dave Heaverlo, R (7, 1) ERA: 4.65	0.2	L	4	2	1	1	0	0	0	0	0	0	0	6	6	13.50	3.000
Mike Caldwell, L (7, 1) ERA: 4.74	1.1		5	1	0	0	2	0	0	0	0	0	0	14	22	0.00	0.750

PITCHER	IP	WLS	BF	H	R	ER	SO	BB	IBB	HBP	BLK	WP	HR	S	P	ERA	WHIP

BOTTOM

San Francisco Giants @ Montreal Expos

Jarry Park, Montreal, QB

Tue Aug 10 1976, 7:05 PM EDT

Att. 10,775 - Unknown - 75 F

livebaseballscorecards.com

AB	29
R	3
H	7
RBI	3
BB	0
SO	3
LOB	8

WP: 0 PA: 29
PB: 0
SB: 0
CS: 1

Batter	1	2	3	4	5	6	7	8	9	AB	R	H	RBI	BB	SO	LOB
Larry Herndon, R (1, 8) OBP: 0.347, SLG: 0.379	S B S X 1-2 ① L3		B B X 2-0 ③ F6		B X 1-0 ③ F3			S S F X 0-2 1B 1B 1B		4	1	1	0	0	0	2
Marty Perez, R (1, 4) OBP: 0.318, SLG: 0.323	B X 1-0 ② F8			B S X 1-1 1B SF7 1B		B B S S X 2-2 ① F9		B B B S S X 3-2 1-2 1B 1B		4	1	2	0	0	0	0
Gary Matthews, R (1, 7) OBP: 0.363, SLG: 0.422	B X 1-0 ③ 6-3			B B S X 2-1 1-2 1B		B X 1-0 ② F8		B S X 1-1 1-2 2-H 1B		4	0	2	1	0	0	0
Bobby Murcer, L (1, 9) OBP: 0.345, SLG: 0.389		B S S X 1-2 ① 4-1		B B S S X 2-1 L3 1-2 2-3 1B		S B B S X 1-2 ③ F7		X 0-0 ③ P6		4	0	1	0	0	0	2
Ken Reitz, R (1, 5) OBP: 0.309, SLG: 0.348		X 0-0 ② 5-3		B S S S B F B X 3-2 ① SF7 3-H			B B S S F B F F B 4-2 L3 BB		S X 0-1 3B 1B	2	1	1	1	1	0	0
Gary Thomasson, L (1, 3) OBP: 0.311, SLG: 0.400		X 0-0 ③ F9		B X 1-0 ② ③ L3 1-2			B X 1-0 ① ② L3 1-2		B S S S B S 2-3 ① K	4	0	0	0	0	1	4
Johnnie LeMaster, R (1, 6) OBP: 0.250, SLG: 0.400			S S B B F X 2-2 ① F5		S S B B F X 2-2 ① F2		B S X 1-1 ③ 5-3		S X 0-1 1-H 3B	4	0	1	1	0	0	0
Mike Sadek, R (1, 2) OBP: 0.318, SLG: 0.271			S B B X 2-1 ② 6-3		S B B S X 2-2 SH1-4 1B			B S B X 2-1 ① 4-3	X 0-0 ② 5-3	4	0	1	0	0	0	1
John D'Acquisto, R (1, 1) OBP: 0.318, SLG: 0.333 Mike Caldwell, R (6, 1) OBP: 0.125, SLG: 0.125 Charlie Williams, R (6, 1) OBP: 0.286, SLG: 0.167 Chris Arnold, R (8, PH) OBP: 0.250, SLG: 0.250 Gary Lavelle, S (8, 1) OBP: 0.125, SLG: 0.125 Chris Speier, R (9, PH) OBP: 0.312, SLG: 0.285			B S S S B B B 4-2 BB		B S S S X 1-2 ② SH1-4 1-2			S B S B S 2-3 ② K	B S S B X 2-1 ③ F9	0 0 0 1 0 1	0 0 0 0 0 0	0 0 0 0 0 0	0 0 0 0 0 0	1 0 0 0 0 0	0 0 0 1 0 1	0 0 0 0 0 0
Inning Stats	R: 0 E: 0 K: 0 S: 5 H: 0 LOB: 0 BB: 0 P: 8	R: 0 E: 0 K: 0 S: 5 H: 0 LOB: 0 BB: 0 P: 6	R: 0 E: 0 K: 0 S: 9 H: 0 LOB: 1 BB: 1 P: 19	R: 1 E: 0 K: 0 S: 11 H: 3 LOB: 1 BB: 0 P: 20	R: 0 E: 0 K: 0 S: 11 H: 1 LOB: 1 BB: 0 P: 17	R: 0 E: 0 K: 0 S: 7 H: 0 LOB: 0 BB: 0 P: 11	R: 0 E: 0 K: 0 S: 8 H: 0 LOB: 0 BB: 1 P: 14	R: 1 E: 0 K: 1 S: 15 H: 3 LOB: 2 BB: 0 P: 23	R: 1 E: 0 K: 1 S: 10 H: 2 LOB: 1 BB: 0 P: 14	1B: 8 2B: 2 3B: 1 HR: 0	SF: 1 SAC: 1 DP: 2 HBP: 0					

PITCHER	IP	WLS	BF	H	R	ER	SO	BB	IBB	HBP	BLK	WP	HR	S	P	ERA	WHIP
Woodie Fryman, L (1, 1) ERA: 3.53	9.0	W	36	9	3	3	2	2	0	0	0	0	0	81	132	3.00	1.222

PITCHER	IP	WLS	BF	H	R	ER	SO	BB	IBB	HBP	BLK	WP	HR	S	P	ERA	WHIP

San Francisco Giants @ Montreal Expos

Jarry Park, Montreal, QB

Wed Aug 11 1976, 7:05 PM EDT

Att. 16,490 - Unknown - 77 F

TOP

livebaseballscorecards.com

AB	32
R	3
H	9
RBI	3
BB	2
SO	2
LOB	10

WP: 0 PB: 0 SB: 0 CS: 0 PA: 36

Batter	1	2	3	4	5	6	7	8	9	AB	R	H	RBI	BB	SO	LOB
Warren Cromartie, L (1, 9) OBP: 0.308, SLG: 0.308	G3		1B		F8	F8		6-3		5	1	1	0	0	0	2
Wayne Garrett, L (1, 4) OBP: 0.352, SLG: 0.306	F5		1-H 1B			SH 1B	F8			4	1	2	1	0	0	1
Ellis Valentine, R (1, 8) OBP: 0.333, SLG: 0.404	K			6-3		SH 1B 2B 1-2	2B			3	2	1	0	0	1	0
Earl Williams, R (1, 3) OBP: 0.286, SLG: 0.374		L7		1B		K	L6			4	0	1	0	0	1	3
Larry Parrish, R (1, 5) OBP: 0.285, SLG: 0.346		L7		K		2B 1-3 2-H 1B	6-3 2-H 2B			4	1	2	2	0	1	1
Tim Foli, R (1, 6) OBP: 0.272, SLG: 0.383		F7		5-3		1B 1-H 3-H 2B	6-3 2-3			4	1	1	2	0	0	2
Del Unser, L (1, 7) OBP: 0.270, SLG: 0.354			F8	F6		3B 2-H 1B	K			4	1	1	1	0	1	1
Gary Carter, R (1, 2) OBP: 0.292, SLG: 0.338			HR		F8	1B 2-H 3B		1-4-3		4	2	2	2	0	0	0
Woodie Fryman, R (1, 1) OBP: 0.146, SLG: 0.128			6-3		1B	1B 3-H		6-3		4	0	2	1	0	0	0
Inning Stats	R: 0 H: 0 E: 0 LOB: 0 K: 1 BB: 0 S: 8 P: 12	R: 0 H: 0 E: 0 LOB: 0 K: 0 BB: 0 S: 11 P: 17	R: 2 H: 3 E: 0 LOB: 1 K: 0 BB: 0 S: 11 P: 16	R: 0 H: 1 E: 0 LOB: 1 K: 1 BB: 0 S: 9 P: 11	R: 0 H: 1 E: 0 LOB: 1 K: 0 BB: 0 S: 9 P: 12	R: 6 H: 6 E: 1 LOB: 1 K: 1 BB: 0 S: 24 P: 30	R: 1 H: 2 E: 0 LOB: 1 K: 1 BB: 0 S: 12 P: 21	R: 0 H: 0 E: 0 LOB: 0 K: 0 BB: 0 S: 7 P: 11		1B: 8 SF: 0 2B: 3 SAC: 1 3B: 1 DP: 0 HR: 1 HBP: 0						

BOTTOM

San Francisco Giants @ Montreal Expos

Jarry Park, Montreal, QB

Wed Aug 11 1976, 7:05 PM EDT

Att. 16,490 - Unknown - 77 F

livebaseballscorecards.com

AB	36
R	9
H	13
RBI	9
BB	0
SO	4
LOB	10

PITCHER		IP	WLS	BF	H	R	ER	SO	BB	IBB	HBP	BLK	WP	HR	S	P	ERA	WHIP
John D'Acquisto, R ERA: 4.9	(1, 1)	5.1	L	24	8	6	5	3	0	0	0	0	0	1	63	88	8.44	1.500
Mike Caldwell, L ERA: 4.95	(6, 1)	0.0		2	2	1	1	0	0	0	0	0	0	0	3	4	∞	∞
Charlie Williams, R ERA: 2.02	(6, 1)	1.2		8	3	2	2	1	0	0	0	0	0	0	18	27	10.80	1.800
Gary Lavelle, L ERA: 2.95	(8, 1)	1.0		3	0	0	0	0	0	0	0	0	0	0	7	11	0.00	0.000

PITCHER	IP	WLS	BF	H	R	ER	SO	BB	IBB	HBP	BLK	WP	HR	S	P	ERA	WHIP

Batter	1	2	3	4	5	6	7	8	9	AB	R	H	RBI	BB	SO	LOB
Johnny Grubb, L (1, 9) OBP: 0.383, SLG: 0.398	B S S X 1-2 ① G3		S S B B S 2-3 ② K		X 0-0 ③ 1-3		S X 0-1 ③ 4-3			4	0	0	0	0	1	1
Hector Torres, R (1, 6) OBP: 0.268, SLG: 0.311	S X 0-1 ② F4		B B S S B C 3-3 ③ K			S S X 0-2 ① 5-3		S X 0-1 ① 5-3		4	0	0	0	0	1	0
Jerry Turner, L (1, 7) OBP: 0.319, SLG: 0.382	B S S B F X 2-2 ③ F7			X 0-0 ① 4-3		B S X 1-1 ② 4-3		B B S S X 2-2 ② G3		4	0	0	0	0	0	0
Willie Davis, L (1, 8) OBP: 0.298, SLG: 0.393		B X 1-0 ① 4-3		X 0-0 FC4-6 1B		S B S B F B F B 4-2 HBP BB		B B S S X 2-2 ③ 3-1		3	0	1	0	1	0	0
Mike Ivie, R (1, 3) OBP: 0.329, SLG: 0.407		B S X 1-1 WP 1B 1B		X 0-0 ② FC4-6 1B 1-2f		H 1-0 1-2 HBP			S S B X 1-2 ① F2	3	0	1	0	0	0	1
Tito Fuentes, S (1, 4) OBP: 0.306, SLG: 0.327		X 0-0 WP 1-2 1B		X 0-0 FC6-4 1-2 1B		X 0-0 ③ 6-3			X 0-0 1B	4	0	3	0	0	0	2
Doug Rader, R (1, 5) OBP: 0.326, SLG: 0.358		S S S 0-3 ② K 1-2 2-3		S S B X 1-2 ③ FC6-4 1-2f			X 0-0 ① 5-3		S S C 0-3 ② K	4	0	0	0	0	2	5
Fred Kendall, R (1, 2) OBP: 0.300, SLG: 0.299		S S F B B B X 3-2 ③ 5-3			S B X 1-1 ① 5-3		B S B B B X 3-1 5-3 1B		S S B B B X 2-2 ③ 5-3	4	0	1	0	0	0	3
Dave Freisleben, R (1, 1) OBP: 0.226, SLG: 0.267 Dave Tomlin, L (2, 1) Merv Rettenmund, R (5, PH) OBP: 0.347, SLG: 0.294 Rich Folkers, L (5, 1) Dave Winfield, R (7, PH) OBP: 0.354, SLG: 0.439 Alan Foster, R (7, 1) OBP: 0.190, SLG: 0.056 Jerry Johnson, R (7, 1)			S B X 1-1 ① 1-6-3		S B X 1-1 ② 5-3		B X 1-0 ② 5-3 1-2			0 1 1 0 1 0 0	0 0 0 0 0 0 0	0 0 0 0 0 0 0	0 0 0 0 0 0 0	0 0 0 0 0 0 0	0 0 0 0 0 0 0	0 0 0 0 1 0 0
Inning Stats	R: 0 E: 0 K: 0 S: 9 H: 0 LOB: 0 BB: 0 P: 12	R: 0 E: 0 K: 1 S: 11 H: 2 LOB: 2 BB: 0 P: 16	R: 0 E: 0 K: 2 S: 8 H: 0 LOB: 0 BB: 0 P: 14	R: 0 E: 0 K: 0 S: 7 H: 2 LOB: 2 BB: 0 P: 8	R: 0 E: 0 K: 0 S: 5 H: 0 LOB: 0 BB: 0 P: 7	R: 0 E: 0 K: 0 S: 10 H: 0 LOB: 2 BB: 1 P: 16	R: 0 E: 0 K: 0 S: 6 H: 1 LOB: 1 BB: 0 P: 10	R: 0 E: 0 K: 0 S: 8 H: 0 LOB: 0 BB: 0 P: 12	R: 0 E: 0 K: 1 S: 10 H: 1 LOB: 1 BB: 0 P: 13	1B: 6 2B: 0 3B: 0 HR: 0	SF: 0 SAC: 0 DP: 0 HBP: 1			WP: 1 PB: 0 SB: 0 CS: 0	PA: 35	

PITCHER	IP	WLS	BF	H	R	ER	SO	BB	IBB	HBP	BLK	WP	HR	S	P	ERA	WHIP
Steve Rogers, R (1, 1) ERA: 3.26	9.0	W	35	6	0	0	4	1	0	1	0	1	0	74	108	0.00	0.778

PITCHER	IP	WLS	BF	H	R	ER	SO	BB	IBB	HBP	BLK	WP	HR	S	P	ERA	WHIP

TOP

San Diego Padres @ Montreal Expos

Jarry Park, Montreal, QB

Fri Aug 13 1976, 7:05 PM EDT

Unknown - 68 F

livebaseballscorecards.com

AB	33
R	0
H	6
RBI	0
BB	1
SO	4
LOB	13

Batter	1	2	3	4	5	6	7	8	9	AB	R	H	RBI	BB	SO	LOB
Warren Cromartie, L (1, 9) OBP: 0.294, SLG: 0.294	S S S 0-3 ① K	B S S F F B B F F 3-2 F F F X BB 1B 2-3 3-H 1B		S S B X 1-2 ③ 6-3		S X 0-1 ③ 4-3				4	1	1	1	0	1	2
Wayne Garrett, L (1, 4) OBP: 0.356, SLG: 0.310	X 0-0 2B 6-3 1B	S B B B S 1 SAFE 1 SAFE B 4-2 1B 1-2 BB			S X 0-1 ① L8		B X 1-0 BB 1B			3	1	2	0	1	0	0
Ellis Valentine, R (1, 8) OBP: 0.337, SLG: 0.413	X 0-0 S 1-3 2B	B X 1-0 G6-4-3 1-2 2-H 3-H 1B			B S X 1-1 ② 5-3		X 0-0 ① F7			4	0	2	2	0	0	1
Earl Williams, R (1, 3) OBP: 0.286, SLG: 0.369 (4, 2)	B S S S B X 2-2 ② 6-3 3-H	B S X 1-1 ② ③ G6-4-3 1-2f			X 0-0 ③ 1-3		B B B B 4-0 1-2 BB			3	0	0	1	1	0	3
Larry Parrish, R (1, 5) OBP: 0.282, SLG: 0.342	B X 1-0 ③ 4-3 2-3		S S S 0-3 ① K			B X 1-0 ① F9	B B B S S C 2-3 ② K			4	0	0	0	0	2	3
Tim Foli, R (1, 6) OBP: 0.275, SLG: 0.384		B S X 1-1 1B 1B 1B	X 0-0 ② 5-3			S X 0-1 4-1 1B 1B	S B S B B X 3-2 ③ F2			4	2	2	0	0	0	2
Del Unser, L (1, 7) OBP: 0.270, SLG: 0.353		B B X 2-0 E 1B 1-3 1B 1B	S S F B S 1-3 ③ K			S B B X 2-1 ② 4-1 1-2		S X 0-1 ① L6		4	1	1	0	0	1	1
Gary Carter, R (1, 2) OBP: 0.295, SLG: 0.341 Mike Jorgensen, L (4, 3) OBP: 0.342, SLG: 0.346	S B X 1-1 1B E 1B 1-2 3-H 1B			S B S B X 2-2 ① 6-3		B B I I 4-0 1B IBB		B S S S X 1-2 ② G3		1 2	1 0	1 0	1 0	0 1	0 0	0 0
Steve Rogers, R (1, 1) OBP: 0.115, SLG: 0.115	1 SAFE S B X 1-1 ① 6-3 1-2 2-3			S X 0-1 ② G3		B B S X 2-1 1-3 2-H 1B		B S X 1-1 ③ 3-1		4	0	1	1	0	0	2
Inning Stats	R: 1 H: 2 E: 0 LOB: 1 K: 1 BB: 0 S: 9 P: 12	R: 4 H: 5 E: 1 LOB: 1 K: 0 BB: 1 S: 22 P: 36	R: 0 H: 0 E: 0 LOB: 0 K: 2 BB: 0 S: 8 P: 9	R: 0 H: 0 E: 0 LOB: 0 K: 0 BB: 0 S: 8 P: 11	R: 0 H: 0 E: 0 LOB: 0 K: 0 BB: 0 S: 5 P: 6	R: 1 H: 2 E: 0 LOB: 2 K: 0 BB: 1 S: 9 P: 18	R: 0 H: 1 E: 0 LOB: 2 K: 1 BB: 1 S: 8 P: 18	R: 0 H: 0 E: 0 LOB: 0 K: 0 BB: 0 S: 7 P: 9		1B: 9 SF: 0 2B: 1 SAC: 0 3B: 0 DP: 1 HR: 0 HBP: 0						

PITCHER		IP	WLS	BF	H	R	ER	SO	BB	IBB	HBP	BLK	WP	HR	S	P	ERA	WHIP
Dave Freisleben, R ERA: 3.8	(1, 1)	1.1	L	11	6	5	5	1	1	0	0	0	0	0	28	43	33.75	5.250
Dave Tomlin, L ERA: 3.63	(2, 1)	2.2		8	1	0	0	2	0	0	0	0	0	0	19	25	0.00	0.375
Rich Folkers, L ERA: 5.26	(5, 1)	2.0		9	2	1	1	0	0	1	0	0	0	0	14	24	4.50	1.000
Alan Foster, R ERA: 3.22	(7, 1)	0.1		3	1	0	0	0	1	0	0	0	0	0	2	7	0.00	6.000
Jerry Johnson, R ERA: 4.66	(7, 1)	1.2		5	0	0	0	1	0	0	0	0	0	0	13	20	0.00	0.000

PITCHER	IP	WLS	BF	H	R	ER	SO	BB	IBB	HBP	BLK	WP	HR	S	P	ERA	WHIP

BOTTOM

San Diego Padres @ Montreal Expos

Jarry Park, Montreal, QB

Fri Aug 13 1976, 7:05 PM EDT

Unknown - 68 F

livebaseballscorecards.com

AB	33
R	6
H	10
RBI	6
BB	3
SO	4
LOB	14

WP: 0	PA: 36		
PB: 0			
SB: 1			
CS: 0			

Batter	1	2	3	4	5	6	7	8	9	AB	R	H	RBI	BB	SO	LOB
Johnny Grubb, L (1, 9) OBP: 0.390, SLG: 0.411 (7, 7) Willie Davis, L (9, 8) OBP: 0.298, SLG: 0.393	3B 2B		1B BB 1B 1B	G4-6-3 IBB			1B 2B		FC3-6 1-2f	4 0	2 0	3 0	0 0	1 0	0 0	1 0
Tito Fuentes, S (1, 4) OBP: 0.302, SLG: 0.323	F2		F9	G4-6-3 1-2f			F7		FC1-5-6 1-2f	5	0	0	0	0	0	7
Dave Winfield, R (1, 8) OBP: 0.355, SLG: 0.442 (7, 9)	1B 2-H 3B		1B 1-2 1B BB		P4		5-3		P3	4	2	1	1	1	0	2
Mike Ivie, R (1, 3) OBP: 0.334, SLG: 0.412	FC6-4 3-H 1B		1B 1-2 2-3 1B		5-3		1B 2-3 1B			4	0	3	1	0	0	0
Jerry Turner, L (1, 7) OBP: 0.318, SLG: 0.376 Luis Melendez, R (7, 8) OBP: 0.235, SLG: 0.253 (9, 7)	K		F7		CS BB		F9			3 0	0 0	0 0	0 0	1 0	1 0	6 0
Ted Kubiak, S (1, 5) OBP: 0.337, SLG: 0.313	FC6-4 1-2f		1B 1-3 2-H 3-H		CS 1-2	4-3		4-3		4	0	1	2	0	0	1
Hector Torres, R (1, 6) OBP: 0.262, SLG: 0.304		F8		E5 1B		F9		6-3		4	0	0	0	0	0	0
Bob Davis, R (1, 2) OBP: 0.237, SLG: 0.239		F9		SH1-3 2-3 1B		FC6-4 1B		K		4	0	2	0	0	1	0
Brent Strom, R (1, 1) OBP: 0.161, SLG: 0.120 Butch Metzger, R (8, 1) Fred Kendall, R (8, 2) OBP: 0.302, SLG: 0.302		F2		SH1-3 1-2		FC6-4 1-2f			FC3-6 1B	2 0 1	0 0 0	0 0 1	0 0 0	0 0 0	0 0 0	1 0 0
Inning Stats	R: 2 E: 0 K: 1 S: 10 H: 3 LOB: 1 BB: 0 P: 16	R: 0 E: 0 K: 0 S: 7 H: 0 LOB: 0 BB: 0 P: 11	R: 2 E: 0 K: 0 S: 10 H: 3 LOB: 2 BB: 1 P: 17	R: 0 E: 1 K: 0 S: 4 H: 1 LOB: 2 BB: 1 P: 10	R: 0 E: 0 K: 0 S: 4 H: 0 LOB: 0 BB: 1 P: 10	R: 0 E: 0 K: 0 S: 9 H: 1 LOB: 1 BB: 0 P: 12	R: 0 E: 0 K: 0 S: 8 H: 2 LOB: 2 BB: 0 P: 10	R: 0 E: 0 K: 1 S: 8 H: 0 LOB: 0 BB: 0 P: 14	R: 0 E: 0 K: 0 S: 9 H: 1 LOB: 1 BB: 0 P: 13	1B: 8 2B: 2 3B: 1 HR: 0 SF: 0 SAC: 1 DP: 1 HBP: 0						

TOP

San Diego Padres @ Montreal Expos

Jarry Park, Montreal, QB

Fri Aug 13 1976, 7:05 PM EDT

Att. 11,069 - Unknown - 72 F

livebaseballscorecards.com

AB	35
R	4
H	11
RBI	4
BB	3
SO	2
LOB	18

WP: 0 PB: 0 SB: 0 CS: 1 PA: 40

PITCHER		IP	WLS	BF	H	R	ER	SO	BB	IBB	HBP	BLK	WP	HR	S	P	ERA	WHIP
Steve Dunning, R ERA: 4.96	(1, 1)	3.0	L	17	7	4	4	1	1	0	0	0	0	0	29	47	12.00	2.667
Chuck Taylor, R ERA: 3.29	(4, 1)	2.0		6	0	0	0	0	1	1	0	0	0	0	6	17	0.00	0.500
Joe Kerrigan, R ERA: 5.4	(6, 1)	2.0		9	3	0	0	0	0	0	0	0	0	0	17	22	0.00	1.500
Dale Murray, R ERA: 2.94	(8, 1)	2.0		7	1	0	0	1	0	0	0	0	0	0	17	27	0.00	0.500

PITCHER	IP	WLS	BF	H	R	ER	SO	BB	IBB	HBP	BLK	WP	HR	S	P	ERA	WHIP

BOTTOM

Batter	1	2	3	4	5	6	7	8	9	AB	R	H	RBI	BB	SO	LOB
Warren Cromartie, L (1, 9) OBP: 0.263, SLG: 0.263 Andre Thornton, R (5, 9) OBP: 0.320, SLG: 0.374 Dale Murray, R (8, 1)	X 0-0 B1 ①		S B X 1-1 F8 ③			S B B F X 2-2 F5 ①	S B X 1-1 F8 ③			2	0	0	0	0	0	1
										2	0	0	0	0	0	0
										0	0	0	0	0	0	0
Wayne Garrett, L (1, 4) OBP: 0.355, SLG: 0.309	B S X 1-1 P6 ②			S B S B B F B F C 3-3 K ①		B X 1-0 F4 ②		S S X 0-2 FC5-4 SH1-3 1B		4	0	1	0	0	1	0
Ellis Valentine, R (1, 8) OBP: 0.337, SLG: 0.411	B S B S B X 3-2 F9 ③			X 0-0 1B		S X 0-1 E6		X 0-0 SH1-3 ① 1-2		3	0	1	0	0	0	0
Earl Williams, R (1, 3) OBP: 0.285, SLG: 0.365		S S B F X 1-2 5-3 ①		1 SAFE 1 SAFE S B B B S S 3-3 K ②		B S B B X 3-1 F3 ③		S B S B B 4-2 FC5-4 BB		3	0	0	0	1	1	2
Larry Parrish, R (1, 5) OBP: 0.279, SLG: 0.338		B S S S B S 2-3 K ②		B S S S 1-3 K ③			S B X 1-1 F6 ①	S S B F X 1-2 FC5-4 ② 1-2f 2-3		4	0	0	0	0	2	3
Tim Foli, R (1, 6) OBP: 0.277, SLG: 0.388		S S X 0-2 1-3 ③			X 0-0 2B		S X 0-1 E 3B 1B	X 0-0 P3 ③		4	1	2	0	0	0	2
Gary Carter, R (1, 2) OBP: 0.290, SLG: 0.335			S S F B B X 2-2 5-3 ①		S S S 0-3 K ①		B X 1-0 E4 3B 1-3		X 0-0 F7 ①	4	1	0	0	0	1	2
Bombo Rivera, R (1, 7) OBP: 0.337, SLG: 0.448 (8, 9) Del Unser, L (9, PH) OBP: 0.269, SLG: 0.352			B S S S B C 2-3 K ②		S X 0-1 F7 ②		X 0-0 6-3 3B 1-H 3-H		B S S B S S 2-3 K ②	3	1	1	2	0	1	1
										1	0	0	0	0	1	0
Steve Dunning, R (1, 1) OBP: 0.308, SLG: 0.182 Chuck Taylor, R (4, 1) Pete Mackanin, R (5, PH) OBP: 0.257, SLG: 0.343 Joe Kerrigan, R (6, 1) Jose Morales, R (7, PH) OBP: 0.339, SLG: 0.500 Jerry White, S (8, 7) OBP: 0.307, SLG: 0.315			S X 0-1 1B		X 0-0 F3 ③		B X 1-0 6-3 ② 3-H		B S B X 2-1 F8 ③	1	0	1	0	0	0	0
										0	0	0	0	0	0	0
										1	0	0	0	0	0	1
										0	0	0	0	0	0	0
										1	0	0	1	0	0	0
										1	0	0	0	0	0	0
Inning Stats	R: 0 E: 0 K: 0 S: 6 H: 0 LOB: 0 BB: 0 P: 10	R: 0 E: 0 K: 1 S: 10 H: 0 LOB: 0 BB: 0 P: 13	R: 0 E: 0 K: 1 S: 11 H: 1 LOB: 1 BB: 0 P: 16	R: 0 E: 0 K: 3 S: 12 H: 1 LOB: 1 BB: 0 P: 19	R: 0 E: 0 K: 1 S: 7 H: 1 LOB: 1 BB: 0 P: 7	R: 0 E: 1 K: 0 S: 8 H: 0 LOB: 1 BB: 0 P: 14	R: 3 E: 1 K: 0 S: 9 H: 2 LOB: 0 BB: 0 P: 13	R: 0 E: 0 K: 0 S: 11 H: 1 LOB: 2 BB: 1 P: 16	R: 0 E: 0 K: 1 S: 6 H: 0 LOB: 0 BB: 0 P: 10	1B: 4 2B: 1 3B: 1 HR: 0	SF: 0 SAC: 1 DP: 0 HBP: 0						

PITCHER	IP	WLS	BF	H	R	ER	SO	BB	IBB	HBP	BLK	WP	HR	S	P	ERA	WHIP
Brent Strom, L (1, 1) ERA: 3.2	7.0	W	29	6	3	1	6	0	0	0	0	0	0	66	95	1.29	0.857
Butch Metzger, R (8, 1) ERA: 1.79	2.0	S	7	0	0	0	1	1	0	0	0	0	0	14	23	0.00	0.500

PITCHER	IP	WLS	BF	H	R	ER	SO	BB	IBB	HBP	BLK	WP	HR	S	P	ERA	WHIP

San Diego Padres @ Montreal Expos

Jarry Park, Montreal, QB

Fri Aug 13 1976, 7:05 PM EDT

Att. 11,069 - Unknown - 72 F

livebaseballscorecards.com

AB	34
R	3
H	6
RBI	3
BB	1
SO	7
LOB	12

WP: 0 PB: 0 SB: 0 CS: 0 PA: 36

Batter	1	2	3	4	5	6	7	8	9	AB	R	H	RBI	BB	SO	LOB
Johnny Grubb, L (1, 7) OBP: 0.393, SLG: 0.412	F8		1B		2B FC5-2 1B		1B BB		FC6-2-4-6 WP BLK 1B	4	2	2	0	1	0	2
Tito Fuentes, S (1, 4) OBP: 0.308, SLG: 0.330	L5		E 1B 1B		FC5-2 1B 2B		1B 1B		1B WP BB	4	1	3	1	1	0	0
Dave Winfield, R (1, 9) OBP: 0.359, SLG: 0.445	3B 1B		E7 1B		FC5-2 1B IBB		F8		FC6-4 1B	4	2	3	2	1	0	2
Willie Davis, L (1, 8) OBP: 0.298, SLG: 0.397 Luis Melendez, R (7, 8) OBP: 0.233, SLG: 0.250	3B		P6		FC5-2 1B E		FC3-6-5		FC6-4	4 1	1 0	1 0	1 0	0 0	0 0	7 2
Mike Ivie, R (1, 3) OBP: 0.333, SLG: 0.410		L7		1-3	E9 1B			6-3		4	0	1	2	0	0	0
Ted Kubiak, S (1, 5) OBP: 0.335, SLG: 0.311		P6		CS 1B	1-3			4-3		4	0	1	0	0	0	1
Hector Torres, R (1, 6) OBP: 0.257, SLG: 0.297		F2		K		L4		5-3		4	0	0	0	0	1	1
Fred Kendall, R (1, 2) OBP: 0.304, SLG: 0.302			6-3	CS	FC3-6 1B	4-3			SH S BB	3	0	1	0	1	0	0
Randy Jones, R (1, 1) OBP: 0.094, SLG: 0.049 Butch Metzger, R (8, 1)			K		FC3-6 1B 2B	K			SH	3 0	1 0	0 0	0 0	0 0	2 0	1 0
Inning Stats	R: 1 E: 0 K: 0 S: 10 H: 2 LOB: 1 BB: 0 P: 16	R: 0 E: 0 K: 0 S: 5 H: 0 LOB: 0 BB: 0 P: 9	R: 1 E: 1 K: 1 S: 10 H: 3 LOB: 2 BB: 0 P: 17	R: 0 E: 0 K: 1 S: 6 H: 1 LOB: 0 BB: 0 P: 8	R: 4 E: 1 K: 0 S: 12 H: 4 LOB: 1 BB: 1 P: 22	R: 0 E: 0 K: 1 S: 8 H: 0 LOB: 0 BB: 0 P: 10	R: 0 E: 0 K: 0 S: 8 H: 1 LOB: 1 BB: 1 P: 16	R: 0 E: 0 K: 0 S: 6 H: 0 LOB: 0 BB: 0 P: 9	R: 1 E: 0 K: 0 S: 8 H: 1 LOB: 2 BB: 2 P: 21	1B: 10 2B: 3 3B: 1 HR: 0	SF: 0 SAC: 1 DP: 2 HBP: 0					

PITCHER		IP	WLS	BF	H	R	ER	SO	BB	IBB	HBP	BLK	WP	HR	S	P	ERA	WHIP
Don Stanhouse, R ERA: 2.84	(1, 1)	5.0	L	24	10	6	5	2	0	1	0	0	0	0	43	72	9.00	2.000
Joe Kerrigan, R ERA: 4.91	(6, 1)	2.0		7	1	0	0	1	1	0	0	0	0	0	16	26	0.00	1.000
Chip Lang, R ERA: 4.46	(8, 1)	1.2		8	1	1	1	0	2	0	0	1	1	0	12	27	5.40	1.800
Chuck Taylor, R ERA: 3.21	(9, 1)	0.1		1	0	0	0	0	0	0	0	0	0	0	2	3	0.00	0.000

PITCHER	IP	WLS	BF	H	R	ER	SO	BB	IBB	HBP	BLK	WP	HR	S	P	ERA	WHIP

TOP

San Diego Padres @ Montreal Expos

Jarry Park, Montreal, QB

Sat Aug 14 1976, 7:05 PM EDT

Att. 14,889 - Unknown - 68 F

livebaseballscorecards.com

AB	35
R	7
H	12
RBI	6
BB	4
SO	3
LOB	16

WP: 1 PA: 41
PB: 0
SB: 1
CS: 1

Batter	1	2	3	4	5	6	7	8	9	AB	R	H	RBI	BB	SO	LOB
Warren Cromartie, L (1, 9) OBP: 0.261, SLG: 0.261	3-1 4-3			1-0 BB 1B	1-0 4-3		0-0 1-3 1-2		2-3 K	4	0	1	0	0	0	3
Chip Lang, R (8, 1) OBP: 0.250, SLG: 0.250										0	0	0	0	0	0	0
Chuck Taylor, R (9, 1)										0	0	0	0	0	0	0
Del Unser, L (9, PH) OBP: 0.268, SLG: 0.351										1	0	0	0	0	1	1
Wayne Garrett, L (1, 4) OBP: 0.355, SLG: 0.311	1-1 L8			4-0 1-2 BB		2-3 K	1-0 1-4-3		3-2 1-3 2B	4	0	1	0	1	1	1
Ellis Valentine, R (1, 8) OBP: 0.333, SLG: 0.401	2-2 1-3			2-3 K		3-1 5-3		4-2 1B BB	3-3 K	4	0	0	0	1	2	4
Earl Williams, R (1, 3) OBP: 0.285, SLG: 0.375 (8, 2)		1-1 4-3		0-1 F9		2-1 HR		1-3 K		4	1	1	1	0	1	3
Larry Parrish, R (1, 5) OBP: 0.278, SLG: 0.337		1-2 6-3		2-2 L9		1-2 1B		1-3 K		4	0	1	0	0	1	3
Tim Foli, R (1, 6) OBP: 0.277, SLG: 0.386		0-0 P4			1-1 6-3	0-1 5-3		0-1 1-2 1B		4	0	1	0	0	0	1
Gary Carter, R (1, 2) (8, 9) OBP: 0.285, SLG: 0.329			1-0 5-3		1-1 F7		1-0 5-3	2-1 P6		4	0	0	0	0	0	2
Bombo Rivera, R (1, 7) OBP: 0.343, SLG: 0.460			2-1 F7		1-2 BB 1B		1-0 1B 2B		0-1 L8	4	1	2	0	0	0	0
Don Stanhouse, R (1, 1) OBP: 0.350, SLG: 0.306			3-2 6-3		4-2 1-2 BB		3-1 1-3 2-H 1B		1-0 2B 1B	1	0	0	0	0	0	0
Andre Thornton, R (5, PH) OBP: 0.322, SLG: 0.374										0	0	0	0	1	0	0
Joe Kerrigan, R (6, 1)										0	0	0	0	0	0	0
Jose Morales, R (7, PH) OBP: 0.350, SLG: 0.509 (8, 3)										2	0	2	1	0	0	0
Inning Stats	R: 0 E: 0 K: 0 S: 7 H: 0 LOB: 0 BB: 0 P: 13	R: 0 E: 0 K: 0 S: 6 H: 0 LOB: 0 BB: 0 P: 8	R: 0 E: 0 K: 0 S: 7 H: 0 LOB: 0 BB: 0 P: 13	R: 0 E: 0 K: 1 S: 9 H: 1 LOB: 2 BB: 1 P: 18	R: 0 E: 0 K: 0 S: 10 H: 1 LOB: 2 BB: 1 P: 18	R: 1 E: 0 K: 1 S: 12 H: 2 LOB: 1 BB: 0 P: 20	R: 1 E: 0 K: 0 S: 6 H: 2 LOB: 1 BB: 0 P: 12	R: 0 E: 0 K: 2 S: 13 H: 1 LOB: 2 BB: 1 P: 21	R: 0 E: 0 K: 2 S: 13 H: 2 LOB: 2 BB: 0 P: 22	1B: 6 2B: 2 3B: 0 HR: 1	SF: 0 SAC: 0 DP: 0 HBP: 0						

PITCHER		IP	WLS	BF	H	R	ER	SO	BB	IBB	HBP	BLK	WP	HR	S	P	ERA	WHIP
Randy Jones, L ERA: 2.72	(1, 1)	7.0	W	29	6	2	2	2	2	0	0	0	0	1	57	102	2.57	1.143
Butch Metzger, R ERA: 1.75	(8, 1)	2.0		10	3	0	0	4	1	0	0	0	0	0	26	43	0.00	2.000

PITCHER	IP	WLS	BF	H	R	ER	SO	BB	IBB	HBP	BLK	WP	HR	S	P	ERA	WHIP

BOTTOM

San Diego Padres @ Montreal Expos

Jarry Park, Montreal, QB

Sat Aug 14 1976, 7:05 PM EDT

Att. 14,889 - Unknown - 68 F

livebaseballscorecards.com

AB	36
R	2
H	9
RBI	2
BB	3
SO	6
LOB	18

WP: 0	PB: 0	SB: 0	CS: 0
PA: 39			

Batter	1	2	3	4	5	6	7	8	9	AB	R	H	RBI	BB	SO	LOB
Johnny Grubb, L (1, 7) OBP: 0.395, SLG: 0.414	G3		K			SH 1-2 2-3	L6-3		1-3 2-H	4	1	2	0	0	1	0
Willie Davis, L (1, 8) OBP: 0.302, SLG: 0.399	FC5-4			G3		1-2 2-H 3-H	L6-3 1-2		1-2 3-H	5	1	3	3	0	0	1
Dave Winfield, R (1, 9) OBP: 0.360, SLG: 0.445	FC5-4 1-2f			K		1-3 2-H		S	FC5-4 1-2f	5	1	2	1	0	1	3
Willie McCovey, L (1, 3) OBP: 0.282, SLG: 0.359 Enzo Hernandez, R (8, 6) OBP: 0.311, SLG: 0.317	4-3			L7		L5		1 SAFE 1 SAFE 1 SAFE 1 SAFE	F8	4 0	0 0	0 0	0 0	0 0	0 0	4 0
Mike Ivie, R (1, 5) OBP: 0.332, SLG: 0.405 (8, 3)		1-3			F8	IBB			F9 1-2	3	0	0	0	1	0	1
Ted Kubiak, S (1, 4) OBP: 0.333, SLG: 0.310		4-3			4-3	1-3 2-H 3-H		K		4	0	1	2	0	1	1
Hector Torres, R (1, 6) OBP: 0.257, SLG: 0.296 (8, 5)		6-3			F8	F2			FC5-6	4	0	1	0	0	0	2
Fred Kendall, R (1, 2) OBP: 0.307, SLG: 0.302			F9			SH SH BB 1-3			FC5-6 1-2	3	1	1	0	1	0	2
Tom Griffin, R (1, 1) OBP: 0.154, SLG: 0.083			4-3			SH 1-2	F8		FC5-6 1-2 2-3f	3	2	0	0	0	0	2
Inning Stats	R: 0 E: 0 K: 0 S: 5 H: 1 LOB: 1 BB: 0 P: 10	R: 0 E: 0 K: 0 S: 4 H: 0 LOB: 0 BB: 0 P: 4	R: 0 E: 0 K: 1 S: 6 H: 0 LOB: 0 BB: 0 P: 9	R: 0 E: 0 K: 1 S: 11 H: 0 LOB: 0 BB: 0 P: 18	R: 0 E: 0 K: 0 S: 4 H: 0 LOB: 0 BB: 0 P: 8	R: 5 E: 1 K: 0 S: 19 H: 3 LOB: 2 BB: 2 P: 35	R: 0 E: 0 K: 0 S: 7 H: 1 LOB: 0 BB: 0 P: 11	R: 0 E: 0 K: 1 S: 8 H: 1 LOB: 1 BB: 0 P: 14	R: 1 E: 0 K: 0 S: 10 H: 4 LOB: 2 BB: 0 P: 12	1B: 10 2B: 1 3B: 0 HR: 0 SF: 0 SAC: 2 DP: 1 HBP: 0						

PITCHER		IP	WLS	BF	H	R	ER	SO	BB	IBB	HBP	BLK	WP	HR	S	P	ERA	WHIP
Don Carrithers, R ERA: 4.17	(1, 1)	5.1	L	24	4	5	4	2	1	1	0	0	0	0	45	79	6.75	0.938
Chuck Taylor, R ERA: 2.87	(6, 1)	1.2		5	1	0	0	0	0	0	0	0	0	0	11	16	0.00	0.600
Dale Murray, R ERA: 2.98	(8, 1)	2.0		10	5	1	1	1	0	0	0	0	0	0	18	26	4.50	2.500

PITCHER	IP	WLS	BF	H	R	ER	SO	BB	IBB	HBP	BLK	WP	HR	S	P	ERA	WHIP

San Diego Padres @ Montreal Expos

Jarry Park, Montreal, QB

Sun Aug 15 1976, 3:33 AM EDT

Att. 10,242 - Unknown - 68 F

TOP

livebaseballscorecards.com

AB	35
R	6
H	10
RBI	6
BB	2
SO	3
LOB	16

San Diego Padres @ Montreal Expos

Jarry Park, Montreal, QB

Sun Aug 15 1976, 3:33 AM EDT

Att. 10,242 - Unknown - 68 F

livebaseballscorecards.com

Batter	1	2	3	4	5	6	7	8	9	AB	R	H	RBI	BB	SO	LOB
Warren Cromartie, L (1, 9) (8, 7) OBP: 0.259, SLG: 0.231	S X 0-1 F8 ①		S B X 1-1 FC4-6 ② 1-2f		S B S B B X 3-2 L5 ②			B B S B S B 4-2 1B BB		3	0	0	0	1	0	2
Wayne Garrett, L (1, 4) OBP: 0.352, SLG: 0.307	B X 1-0 F8 ②		S B S X 1-2 G3 ③		X 0-0 L7 ③			S B S F F B X 2-2 F8 ①		4	0	0	0	0	0	3
Larry Parrish, R (1, 5) OBP: 0.286, SLG: 0.348	S S B B B F B 4-2 BB			S B B B S B X 3-2 1B 2B		B B S B S X 3-2 2B		X 0-0 1-2 1B		3	1	3	0	1	0	0
Earl Williams, R (1, 3) (8, 2) OBP: 0.284, SLG: 0.373	B B S X 2-1 F8 ③			S B B B X 3-1 2-H 1B		B X 1-0 F3 ①		S B X 1-1 F3 ②		4	0	1	1	0	0	4
Gary Carter, R (1, 2) (8, 9) OBP: 0.280, SLG: 0.323		S X 0-1 P1 ①		1 SAFE 1 SAFE 1 SAFE 1 SAFE 1 SAFE 1 SAFE S B S 3-2 B B F X L8 ①		S S C 0-3 K ②		S B S S 1-3 K ③		4	0	0	0	0	2	4
Tim Foli, R (1, 6) OBP: 0.274, SLG: 0.382		S S B S 1-3 K ②		S X 0-1 L7 ②		S B S B F X 2-2 L7 ③			S X 0-1 L7 ①	4	0	0	0	0	1	2
Del Unser, L (1, 8) OBP: 0.266, SLG: 0.347		S X 0-1 6-3 ③		S B S B X 2-2 F8 ③			S S F B X 1-2 6-3 ①		X 0-0 F8 ②	4	0	0	0	0	0	1
Jerry White, S (1, 7) OBP: 0.315, SLG: 0.318			B B S B B 4-1 CS BB		S S B X 1-2 SH3-4 1B		B S B B S B 4-2 G5-4-3 BB		S S B F B X 2-2 F8 ③	1	0	1	0	2	0	0
Dale Murray, R (8, 1)										0	0	0	0	0	0	0
Mike Jorgensen, L (9, PH) OBP: 0.341, SLG: 0.345										1	0	0	0	0	0	0
Don Carrithers, R (1, 1) OBP: 0.097, SLG: 0.161			1 SAFE 1 SAFE 1 SAFE 1 SAFE 1 SAFE 1 SAFE B S B 2-2 S X FC4-6 1-2 1B ①		X 0-0 SH3-4 1-2 ①		S X 0-1 G5-4-3 1-2f ② ③			1	0	1	0	0	0	0
Chuck Taylor, R (6, 1)										0	0	0	0	0	0	0
Jose Morales, R (7, PH) (8, 3) OBP: 0.347, SLG: 0.504										1	0	0	0	0	0	1

Inning Stats	1	2	3	4	5	6	7	8	9						
	R: 0 H: 0 E: 0 LOB: 1 K: 0 BB: 1 S: 8 P: 15	R: 0 H: 0 E: 0 LOB: 0 K: 1 BB: 0 S: 7 P: 8	R: 0 H: 1 E: 0 LOB: 1 K: 0 BB: 1 S: 9 P: 17	R: 1 H: 2 E: 0 LOB: 1 K: 0 BB: 0 S: 14 P: 25	R: 0 H: 1 E: 0 LOB: 1 K: 0 BB: 0 S: 8 P: 12	R: 0 H: 1 E: 0 LOB: 1 K: 1 BB: 0 S: 11 P: 17	R: 0 H: 0 E: 0 LOB: 0 K: 0 BB: 1 S: 8 P: 13	R: 0 H: 1 E: 0 LOB: 2 K: 1 BB: 1 S: 13 P: 21	R: 0 H: 0 E: 0 LOB: 0 K: 0 BB: 0 S: 7 P: 9	1B: 4 SF: 0 2B: 2 SAC: 1 3B: 0 DP: 1 HR: 0 HBP: 0	WP: 0 PA: 35 PB: 0 SB: 0 CS: 1					

PITCHER	IP	WLS	BF	H	R	ER	SO	BB	IBB	HBP	BLK	WP	HR	S	P	ERA	WHIP
Tom Griffin, R (1, 1) ERA: 5.09	9.0	W	35	6	1	1	3	4	0	0	0	0	0	85	137	1.00	1.111

PITCHER	IP	WLS	BF	H	R	ER	SO	BB	IBB	HBP	BLK	WP	HR	S	P	ERA	WHIP

AB	30
R	1
H	6
RBI	1
BB	4
SO	3
LOB	17

Batter	1	2	3	4	5	6	7	8	9	AB	R	H	RBI	BB	SO	LOB
Warren Cromartie, L (1, 9) OBP: 0.219, SLG: 0.194	5-3		G3 1-2 2-3		G3		F6		K	5	0	0	0	0	1	3
Wayne Garrett, L (1, 4) OBP: 0.351, SLG: 0.305	5-3		G4 2-3 3-H		BB		F9 2-3			3	0	0	1	1	0	2
Ellis Valentine, R (1, 8) OBP: 0.337, SLG: 0.396	BB		G3		F9		3-H BB			2	0	0	0	2	0	2
Earl Williams, R (1, 2) OBP: 0.284, SLG: 0.375 (7, 3)	K			6-3		E 2B	K			4	1	1	0	0	2	2
Larry Parrish, R (1, 5) OBP: 0.283, SLG: 0.344		K		6-3		5-3		F9		4	0	0	0	0	1	1
Tim Foli, R (1, 6) OBP: 0.276, SLG: 0.382		G6-4-3 1B		1B BB		5-3		5-3		3	0	1	0	1	0	1
Bombo Rivera, R (1, 7) OBP: 0.339, SLG: 0.452 Dale Murray, R (8, 1)		G6-4-3 1-2f		1-2 1B BB		E5 2-H		4-3		4 0	0 0	1 0	0 0	0 0	0 0	1 0
Andre Thornton, R (1, 3) OBP: 0.322, SLG: 0.371 Joe Kerrigan, R (6, 1) Pete Mackanin, R (8, 7) OBP: 0.256, SLG: 0.342			G3 BB G4 BB	F8		F7			6-3	2 0 1	1 0 0	0 0 0	0 0 0	1 0 0	0 0 0	3 0 0
Steve Rogers, R (1, 1) OBP: 0.132, SLG: 0.115 Chuck Taylor, R (3, 1) Jerry White, S (5, PH) OBP: 0.314, SLG: 0.316 Clay Kirby, R (5, 1) OBP: 0.105, SLG: 0.111 Jose Morales, R (6, 3) OBP: 0.350, SLG: 0.513 (7, 2)			G4 G3 1-2 BB		F8		F9 WP 2B		K	0 0 1 0 2	0 0 0 0 1	0 0 0 0 1	0 0 0 0 1	1 0 0 0 0	0 0 0 0 1	0 0 0 0 0
Inning Stats	R: 0 E: 0 K: 1 S: 8 H: 0 LOB: 1 BB: 1 P: 15	R: 0 E: 0 K: 1 S: 6 H: 1 LOB: 0 BB: 0 P: 10	R: 1 E: 0 K: 0 S: 8 H: 0 LOB: 1 BB: 2 P: 20	R: 0 E: 0 K: 0 S: 7 H: 1 LOB: 2 BB: 1 P: 16	R: 0 E: 0 K: 0 S: 9 H: 0 LOB: 1 BB: 1 P: 17	R: 1 E: 1 K: 0 S: 12 H: 1 LOB: 1 BB: 0 P: 18	R: 1 E: 0 K: 1 S: 15 H: 1 LOB: 1 BB: 1 P: 24	R: 0 E: 0 K: 0 S: 6 H: 0 LOB: 0 BB: 0 P: 8	R: 0 E: 0 K: 2 S: 8 H: 0 LOB: 0 BB: 0 P: 11	1B: 2 2B: 2 3B: 0 HR: 0 SF: 0 SAC: 0 DP: 1 HBP: 0						

PITCHER	IP	WLS	BF	H	R	ER	SO	BB	IBB	HBP	BLK	WP	HR	S	P	ERA	WHIP
Tom Underwood, L (1, 1) ERA: 3.47	9.0	W	37	4	3	2	5	6	0	0	0	1	0	79	139	2.00	1.111

PITCHER	IP	WLS	BF	H	R	ER	SO	BB	IBB	HBP	BLK	WP	HR	S	P	ERA	WHIP

Montreal Expos @ Philadelphia Phillies

Veterans Stadium, Philadelphia, PA

Tue Aug 17 1976, 7:05 PM EDT

Att. 27,188 - Unknown

TOP

livebaseballscorecards.com

AB	31
R	3
H	4
RBI	1
BB	6
SO	5
LOB	15

WP: 1	PA: 37
PB: 0	
SB: 0	
CS: 0	

Batter	1	2	3	4	5	6	7	8	9	AB	R	H	RBI	BB	SO	LOB
Dave Cash, R (1, 4) OBP: 0.332, SLG: 0.346	3-2 3B 1B		1-0 1B WP 1-2 2B 1B	3-2 ② 2-H 1B		1-2 1B BB 1B	2-1 E3			5	3	4	0	0	0	0
Larry Bowa, S (1, 6) OBP: 0.303, SLG: 0.310 Tony Taylor, R (4, PH) OBP: 0.250, SLG: 0.100 Terry Harmon, R (5, 6) OBP: 0.366, SLG: 0.421	2-0 1-H FC6-2 3B		1-1 ① 4-3 1-2 2-3	1-1 ③ G3		2-0 BB BB 1-3 1B 1B	1-1 ③ 5-3			2 1 2	0 0 1	1 0 1	1 0 0	0 0 0	0 0 0	2 0 1
Mike Schmidt, R (1, 5) OBP: 0.393, SLG: 0.563	0-0 ① 6-3		4-0 1B 2B IBB		3-0 HR 1B	4-0 BB 1-2 1B BB		2-3 ① K		3	3	1	0	2	1	1
Greg Luzinski, R (1, 7) OBP: 0.365, SLG: 0.505 Jerry Martin, R (6, PR) OBP: 0.324, SLG: 0.348 (7, 8)	0-0 ② FC6-2 3-H		0-2 2B 1-2 2-3 3-H 1B		2-1 1-H HR	4-2 1B 1B 1-2 2-3 3-H BB		0-0 ② 4-3		3 1	2 0	2 0	4 0	1 0	0 0	1 0
Jay Johnstone, L (1, 9) OBP: 0.390, SLG: 0.473	2-2 ③ F7		0-2 1B 1-H 2-H 3-H G3-2-5 2B		0-0 WP 7-2 1B	1-2 1B 1-2 2-H 3-H 1B		0-0 1B		5	0	4	5	0	0	1
Garry Maddox, R (1, 8) OBP: 0.378, SLG: 0.459 Bobby Tolan, L (7, 7) OBP: 0.263, SLG: 0.337		0-0 G1-6-3 1B	3-2 2-3 1B		3-3 ① K 1-3	3-2 G4-6-3 1-2 2-3 1B		0-1 ③ F3		4 1	0 0	3 0	0 0	0 0	1 0	1 1
Tom Hutton, L (1, 3) OBP: 0.363, SLG: 0.304	1-0 ① F8		0-0 ② ③ G3-2-5 3-Hf		4-1 BB	0-1 ② ③ G4-6-3 1-2f				3	0	0	0	1	0	6
Johnny Oates, L (1, 2) OBP: 0.291, SLG: 0.247	1-0 ② ③ G1-6-3 1-2f			4-1 SH5-4 1B BB	1-1 ② ③ 7-2 3-Hf		0-0 ① 6-3			3	1	0	0	1	0	3
Tom Underwood, R (1, 1) OBP: 0.156, SLG: 0.100			1-1 WP 1B 1B 1B	0-0 ① SH5-4 1-2		1-3 ① K	1-2 ② 1-3			3	1	1	0	0	1	0
Inning Stats	R: 1 E: 0 K: 0 S: 10 H: 2 LOB: 1 BB: 0 P: 17	R: 0 E: 0 K: 0 S: 3 H: 1 LOB: 0 BB: 0 P: 5	R: 4 E: 0 K: 0 S: 15 H: 5 LOB: 1 BB: 1 P: 25	R: 1 E: 0 K: 0 S: 7 H: 1 LOB: 0 BB: 1 P: 15	R: 2 E: 0 K: 1 S: 12 H: 3 LOB: 1 BB: 1 P: 25	R: 3 E: 0 K: 1 S: 19 H: 4 LOB: 3 BB: 2 P: 35	R: 0 E: 1 K: 0 S: 9 H: 0 LOB: 1 BB: 0 P: 13	R: 0 E: 0 K: 1 S: 7 H: 1 LOB: 1 BB: 0 P: 9		1B: 14 2B: 3 3B: 1 HR: 1 SF: 0 SAC: 1 DP: 4 HBP: 0					WP: 3 PB: 0 SB: 0 CS: 0	PA: 42

PITCHER		IP	WLS	BF	H	R	ER	SO	BB	IBB	HBP	BLK	WP	HR	S	P	ERA	WHIP
Steve Rogers, R ERA: 3.51	(1, 1)	2.1	L	15	8	5	5	0	0	1	0	0	1	0	27	46	19.29	3.429
Chuck Taylor, R ERA: 3.12	(3, 1)	1.2		5	1	1	1	0	1	0	0	0	0	0	8	16	5.40	1.200
Clay Kirby, R ERA: 5.86	(5, 1)	1.1		11	5	5	5	2	3	0	0	0	1	1	22	47	33.75	6.000
Joe Kerrigan, R ERA: 4.56	(6, 1)	1.2		7	2	0	0	0	0	0	0	0	0	0	18	26	0.00	1.200
Dale Murray, R ERA: 2.94	(8, 1)	1.0		4	1	0	0	1	0	0	0	0	0	0	7	9	0.00	1.000

PITCHER	IP	WLS	BF	H	R	ER	SO	BB	IBB	HBP	BLK	WP	HR	S	P	ERA	WHIP

BOTTOM

Montreal Expos @ Philadelphia Phillies

Veterans Stadium, Philadelphia, PA

Tue Aug 17 1976, 7:05 PM EDT

Att. 27,188 - Unknown

livebaseballscorecards.com

AB	36
R	11
H	17
RBI	10
BB	5
SO	3
LOB	17

Batter	1	2	3	4	5	6	7	8	9	AB	R	H	RBI	BB	SO	LOB
Warren Cromartie, L (1, 9) OBP: 0.250, SLG: 0.257	B S S X 1-2 1B 2B		S S B X 1-2 G3 1B 1B		X 0-0 ① F4		X 0-0 ① ② G4-6-3 1-2f 2-3		X 0-0 ② F9	4	1	2	0	0	0	2
Dale Murray, R (7, 1)										0	0	0	0	0	0	0
Gary Carter, R (9, PH) OBP: 0.279, SLG: 0.321										1	0	0	0	0	0	0
Wayne Garrett, L (1, 4) OBP: 0.351, SLG: 0.304	B S X 1-1 ① 6-3 2-H 1B		S B B B B X 3-1 ② G3 1-2 2-3		S X 0-1 ② F2		X 0-0 ③ F8		S S B F B B B 4-2 BB	4	0	1	0	1	0	3
Ellis Valentine, R (1, 8) OBP: 0.344, SLG: 0.399	B B S X 2-1 ② 6-3 2-3		S S B B B F X 3-2 S ② 2-H 3-H 1B		X 0-0 1B			S B S B B F F F B 4-2 S 2B BB	S S C 0-3 ③ K	4	1	2	2	1	1	2
Earl Williams, R (1, 2) OBP: 0.280, SLG: 0.369	X 0-0 ③ 4-3		B B B X 3-0 ③ F5 1-3		S X 0-1 ③ F6			B S B S B F S 3-3 ① K 1-2		4	0	0	0	0	1	4
Tim Foli, R (1, 6) OBP: 0.276, SLG: 0.383		S X 0-1 ① F7		B S S C 1-3 ① K		X 0-0 ① F8		S X 0-1 2-H 1B 2B		4	1	1	1	0	1	0
Larry Parrish, R (1, 5) OBP: 0.283, SLG: 0.343		B X 1-0 ② 5-3		B S X 1-1 ② 5-3		S B B B S C 2-3 ② K		B X 1-0 2-H 1B		4	0	1	1	0	1	0
Del Unser, L (1, 7) OBP: 0.265, SLG: 0.349 (7, 9)		B B B S S S X 3-2 ③ L5		B S X 1-1 2B		S X 0-1 ③ G3		X 0-0 ② P6		4	0	1	0	0	0	1
Mike Jorgensen, L (1, 3) OBP: 0.347, SLG: 0.346 (7, 7)		B B B S B B 4-1 G3 1B 1B BB		B B B S S B 4-2 BB			B B S S S X 2-2 G4-6-3 1B 1B	S X 0-1 ③ F7		2	1	1	0	2	0	1
Don Stanhouse, R (1, 1) OBP: 0.341, SLG: 0.297 Chuck Taylor, R (3, 1)			S B S B S 2-3 ① K	B S S B F X 2-2 ③ F8			S B S X 1-2 G4-6-3 1-2 1B		S X 0-1 ① 4-3	1	0	0	0	0	1	1
Andre Thornton, R (4, PH) OBP: 0.321, SLG: 0.370										0	0	0	0	0	0	0
Steve Dunning, R (4, 1) OBP: 0.308, SLG: 0.182										1	0	0	0	0	0	2
Jose Morales, R (7, PH) OBP: 0.352, SLG: 0.512										0	0	0	0	0	0	0
(7, 3)										2	0	1	0	0	0	0
Inning Stats	R: 0 E: 0 K: 0 S: 8 H: 2 LOB: 1 BB: 0 P: 12	R: 0 E: 0 K: 0 S: 6 H: 0 LOB: 0 BB: 0 P: 10	R: 2 E: 0 K: 1 S: 14 H: 2 LOB: 1 BB: 1 P: 30	R: 0 E: 0 K: 1 S: 13 H: 1 LOB: 2 BB: 1 P: 22	R: 0 E: 0 K: 0 S: 6 H: 1 LOB: 1 BB: 0 P: 6	R: 0 E: 0 K: 1 S: 6 H: 0 LOB: 0 BB: 0 P: 8	R: 0 E: 0 K: 0 S: 8 H: 2 LOB: 1 BB: 0 P: 11	R: 2 E: 0 K: 1 S: 15 H: 2 LOB: 1 BB: 1 P: 23	R: 0 E: 0 K: 1 S: 9 H: 0 LOB: 1 BB: 1 P: 13	1B: 7 2B: 3 3B: 0 HR: 0 SF: 0 SAC: 0 DP: 1 HBP: 0						

PITCHER		IP	WLS	BF	H	R	ER	SO	BB	IBB	HBP	BLK	WP	HR	S	P	ERA	WHIP
Jim Lonborg, R ERA: 3.09	(1, 1)	7.1	W	32	9	4	4	4	3	0	0	0	0	0	72	117	4.91	1.636
Ron Reed, R ERA: 2.63	(8, 1)	1.2	S	7	1	0	0	1	1	0	0	0	0	0	13	18	0.00	1.200

PITCHER	IP	WLS	BF	H	R	ER	SO	BB	IBB	HBP	BLK	WP	HR	S	P	ERA	WHIP

TOP

Montreal Expos @ Philadelphia Phillies

Veterans Stadium, Philadelphia, PA

Wed Aug 18 1976, 7:05 PM EDT

Att. 28,483 - Unknown

livebaseballscorecards.com

AB	35
R	4
H	10
RBI	4
BB	4
SO	5
LOB	16

WP: 0	PA: 39
PB: 0	
SB: 3	
CS: 0	

BOTTOM

Montreal Expos @ Philadelphia Phillies

Veterans Stadium, Philadelphia, PA

Wed Aug 18 1976, 7:05 PM EDT

Att. 28,483 - Unknown

livebaseballscorecards.com

Batter	1	2	3	4	5	6	7	8	9	AB	R	H	RBI	BB	SO	LOB
Dave Cash, R (1, 4) OBP: 0.335, SLG: 0.352	2-1 1B		0-2 3B 2B FC5-4			1-1 4-3 1B				4	1	3	0	0	0	3
Larry Bowa, S (1, 6) OBP: 0.303, SLG: 0.310	1 SAFE 1 SAFE 2-1 S 1B 1-3		2-0 F7 0-1 P1			0-0 4-3 1-2				4	0	1	0	0	0	3
Mike Schmidt, R (1, 5) OBP: 0.391, SLG: 0.565	3-3 K 1-2		1-2 2B 3B 2-H 3-H 0-3 K			0-3 K				4	1	1	2	0	3	3
Greg Luzinski, R (1, 7) OBP: 0.364, SLG: 0.501 Jerry Martin, R (8, 7) OBP: 0.324, SLG: 0.348	3-3 K		4-0 2B SF8 BB 2-2 5-3				1-2 6-3			3 0	1 0	0 0	0 0	1 0	1 0	2 0
Jay Johnstone, L (1, 9) OBP: 0.388, SLG: 0.474	1-1 F7		1-1 BB 1B 2B 1-3 3-H		1-2 L7		0-1 F9			4	1	1	1	0	0	2
Garry Maddox, R (1, 8) OBP: 0.379, SLG: 0.463		2-3 K 4-0 1B BB IBB			2-1 3B		1-0 4-3			3	0	1	0	1	1	0
Tom Hutton, L (1, 3) OBP: 0.350, SLG: 0.295		3-2 F9 1-0 SF8 3-H			1-1 4-3		0-0 3-1			3	0	0	1	0	0	1
Johnny Oates, L (1, 2) OBP: 0.289, SLG: 0.237		1-0 6-3 4-0 1B BB 1-2 2-3			0-0 3-1		0-0 5-3			3	0	0	0	1	0	1
Jim Lonborg, R (1, 1) OBP: 0.268, SLG: 0.216 Ron Reed, R (8, 1) OBP: 0.150, SLG: 0.200			4-2 2B 3B BB 0-2 FC5-4 1B 1-2 2-3 3-H			0-1 6-3	0-0 1-3			2 1	1 0	1 0	1 0	1 0	0 0	0 0
Inning Stats	R: 0 E: 0 K: 2 S: 14 H: 2 LOB: 2 BB: 0 P: 25	R: 0 E: 0 K: 1 S: 8 H: 0 LOB: 0 BB: 0 P: 14	R: 5 E: 0 K: 0 S: 18 H: 4 LOB: 3 BB: 4 P: 40	R: 0 E: 0 K: 1 S: 9 H: 0 LOB: 0 BB: 0 P: 11	R: 0 E: 0 K: 0 S: 9 H: 1 LOB: 1 BB: 0 P: 13	R: 0 E: 0 K: 1 S: 8 H: 1 LOB: 1 BB: 0 P: 9	R: 0 E: 0 K: 0 S: 6 H: 0 LOB: 0 BB: 0 P: 8	R: 0 E: 0 K: 0 S: 3 H: 0 LOB: 0 BB: 0 P: 3		1B: 4 2B: 2 3B: 2 HR: 0	SF: 1 SAC: 0 DP: 0 HBP: 0			WP: 0 PB: 0 SB: 1 CS: 0	PA: 36	

PITCHER		IP	WLS	BF	H	R	ER	SO	BB	IBB	HBP	BLK	WP	HR	S	P	ERA	WHIP
Don Stanhouse, R ERA: 3.1	(1, 1)	2.2	L	18	6	5	5	3	3	1	0	0	0	0	37	75	16.88	3.375
Chuck Taylor, R ERA: 3.06	(3, 1)	0.1		1	0	0	0	0	0	0	0	0	0	0	3	4	0.00	0.000
Steve Dunning, R ERA: 4.73	(4, 1)	3.0		11	2	0	0	2	0	0	0	0	0	0	26	33	0.00	0.667
Dale Murray, R ERA: 2.87	(7, 1)	2.0		6	0	0	0	0	0	0	0	0	0	0	9	11	0.00	0.000

PITCHER	IP	WLS	BF	H	R	ER	SO	BB	IBB	HBP	BLK	WP	HR	S	P	ERA	WHIP

Montreal Expos @ San Francisco Giants

Candlestick Park, San Francisco, CA

Fri Aug 20 1976, 10:05 PM EDT

Att. 2,319 - Unknown

TOP

livebaseballscorecards.com

Batter	1	2	3	4	5	6	7	8	9	AB	R	H	RBI	BB	SO	LOB
Warren Cromartie, L (1, 9) OBP: 0.231, SLG: 0.237	B S B X 2-1 F7 ①		X 0-0 3-1 ③			X 0-0 3-1 ②		S S X 0-2 F3 ①		3	0	0	0	0	0	0
Bombo Rivera, R (8, PH) (8, 9) OBP: 0.336, SLG: 0.448										1	0	0	0	0	0	1
Wayne Garrett, L (1, 4) OBP: 0.355, SLG: 0.307	S S T F X 0-2 F6 ②			B S S F F X 1-2 S 1B		B B B S S B 4-2 BB		B B S X 2-1 1-3 1B		3	0	2	0	1	0	0
Ellis Valentine, R (1, 8) OBP: 0.337, SLG: 0.390	S B S B S 2-3 K ③			X 0-0 F7 ①		B S S S 1-3 K ③		S B S B S 2-3 K ②		4	0	0	0	0	3	4
Earl Williams, R (1, 3) OBP: 0.279, SLG: 0.365		B S S T T X 1-2 P6 ①		B S S C 1-3 K 1-2 ②			B B S S B B 4-2 HR BB	B S B S S 2-3 K ③		3	1	0	0	1	2	3
Tim Foli, R (1, 6) OBP: 0.276, SLG: 0.380		S S X 0-2 F7 ②		X 0-0 F7 ③			S X 0-1 F5 ①		S S T B F B B B B 4-2 1B BB	3	0	0	0	1	0	2
Larry Parrish, R (1, 5) OBP: 0.285, SLG: 0.361		S S X 0-2 HR			S B B S B X 3-2 F7 ①		B S B B X 2-1 1-H HR		S X 0-1 F7 ①	4	2	2	3	0	0	1
Del Unser, L (1, 7) OBP: 0.265, SLG: 0.348		S S S 0-3 K2-3 ③			S S S 0-3 K ②		X 0-0 5-3 ②		B X 1-0 1-2 1B	4	0	1	0	0	2	0
Gary Carter, R (1, 2) OBP: 0.275, SLG: 0.316			S S B X 1-2 F7 ①		B S X 1-1 6-3 ③		B B S S S X 2-2 6-3 ③		X 0-0 F3 ②	4	0	0	0	0	0	2
Don Carrithers, R (1, 1) OBP: 0.094, SLG: 0.156			S S F S 0-3 K ②			B S X 1-1 F8 ①		B X 1-0 1B 1B	B S B B B X 3-1 F4 ③	1	0	0	0	0	1	0
Jerry White, S (6, PH) OBP: 0.313, SLG: 0.315										1	0	0	0	0	0	0
Steve Dunning, R (6, 1) OBP: 0.308, SLG: 0.182										0	0	0	0	0	0	0
Jose Morales, R (8, PH) OBP: 0.357, SLG: 0.516										1	0	1	0	0	0	0
Pete Mackanin, R (8, PR) OBP: 0.256, SLG: 0.342										0	0	0	0	0	0	0
Dale Murray, R (8, 1)										0	0	0	0	0	0	0
Mike Jorgensen, L (9, PH) OBP: 0.345, SLG: 0.345										1	0	0	0	0	0	2

Inning Stats	1	2	3	4	5	6	7	8	9
	R: 0 H: 0 E: 0 LOB: 0 K: 1 BB: 0 S: 10 P: 14	R: 1 H: 1 E: 0 LOB: 0 K: 1 BB: 0 S: 14 P: 15	R: 0 H: 0 E: 0 LOB: 0 K: 1 BB: 0 S: 8 P: 9	R: 0 H: 1 E: 0 LOB: 1 K: 1 BB: 0 S: 10 P: 12	R: 0 H: 0 E: 0 LOB: 0 K: 1 BB: 0 S: 8 P: 12	R: 0 H: 0 E: 0 LOB: 1 K: 1 BB: 1 S: 8 P: 14	R: 2 H: 1 E: 0 LOB: 0 K: 0 BB: 1 S: 10 P: 18	R: 0 H: 2 E: 0 LOB: 2 K: 2 BB: 0 S: 12 P: 19	R: 0 H: 1 E: 0 LOB: 2 K: 0 BB: 1 S: 10 P: 18

AB	33	
R	3	
H	6	
RBI	3	
BB	3	
SO	8	
LOB	15	

| | | | | | | | | | |

Batter	1	2	3	4	5	6	7	8	9	AB	R	H	RBI	BB	SO	LOB
Gary Thomasson, L (1, 8) OBP: 0.307, SLG: 0.410	E6		3-1		G3		F8			4	0	0	0	0	0	0
Larry Herndon, R (8, 8) OBP: 0.332, SLG: 0.361										0	0	0	0	0	0	0
Marty Perez, R (1, 4) OBP: 0.324, SLG: 0.330	E7			1B 2B 1B	E8		K			4	2	3	0	0	1	0
Gary Matthews, R (1, 7) OBP: 0.367, SLG: 0.425	5-3-2			1B 2B 1B	F9			HR		4	2	2	0	0	0	3
Bobby Murcer, L (1, 9) OBP: 0.348, SLG: 0.408	3-1			F8	HR			HR		4	2	2	4	0	0	3
Ken Reitz, R (1, 5) OBP: 0.310, SLG: 0.351		F9		2B 1B	5-3			4-3		4	0	1	0	0	0	0
Darrell Evans, L (1, 3) OBP: 0.326, SLG: 0.329		G3		2B		K		4-3		4	0	1	2	0	1	0
Dave Rader, L (1, 2) OBP: 0.325, SLG: 0.333		F8		IBB		F8		L1		3	0	0	0	1	0	0
Johnnie LeMaster, R (1, 6) OBP: 0.277, SLG: 0.333			F6	K		F9				3	0	0	0	0	1	3
Ed Halicki, R (1, 1) OBP: 0.277, SLG: 0.190			K	K			L5			2	0	0	0	0	2	3
Glenn Adams, L (7, PH) OBP: 0.271, SLG: 0.328										1	0	0	0	0	0	0
Gary Lavelle, S (8, 1) OBP: 0.125, SLG: 0.125										0	0	0	0	0	0	0
Randy Moffitt, R (8, 1) OBP: 0.222, SLG: 0.222										0	0	0	0	0	0	0
Inning Stats	R: 0 E: 2 K: 0 S: 6 H: 1 LOB: 1 BB: 0 P: 11	R: 0 E: 0 K: 0 S: 7 H: 0 LOB: 0 BB: 0 P: 10	R: 0 E: 0 K: 1 S: 5 H: 0 LOB: 0 BB: 0 P: 7	R: 2 E: 0 K: 2 S: 16 H: 4 LOB: 3 BB: 1 P: 23	R: 2 E: 1 K: 0 S: 10 H: 2 LOB: 0 BB: 0 P: 17	R: 0 E: 0 K: 1 S: 10 H: 0 LOB: 0 BB: 0 P: 15	R: 0 E: 0 K: 1 S: 8 H: 0 LOB: 0 BB: 0 P: 13	R: 2 E: 0 K: 0 S: 8 H: 2 LOB: 0 BB: 0 P: 10		1B: 5 2B: 3 3B: 0 HR: 2	SF: 0 SAC: 0 DP: 1 HBP: 0					

PITCHER	IP	WLS	BF	H	R	ER	SO	BB	IBB	HBP	BLK	WP	HR	S	P	ERA	WHIP
Don Carrithers, R (1, 1) ERA: 4.29	5.0	L	23	7	4	4	3	0	1	0	0	0	1	44	68	7.20	1.400
Steve Dunning, R (6, 1) ERA: 4.59	2.0		6	0	0	0	2	0	0	0	0	0	0	18	28	0.00	0.000
Dale Murray, R (8, 1) ERA: 3.05	1.0		5	2	2	2	0	0	0	0	0	0	1	8	10	18.00	2.000

PITCHER	IP	WLS	BF	H	R	ER	SO	BB	IBB	HBP	BLK	WP	HR	S	P	ERA	WHIP

BOTTOM

Montreal Expos @ San Francisco Giants

Candlestick Park, San Francisco, CA

Fri Aug 20 1976, 10:05 PM EDT

Att. 2,319 - Unknown

livebaseballscorecards.com

AB	33
R	6
H	9
RBI	6
BB	1
SO	5
LOB	12

WP: 0 PB: 0 SB: 0 CS: 0 PA: 34

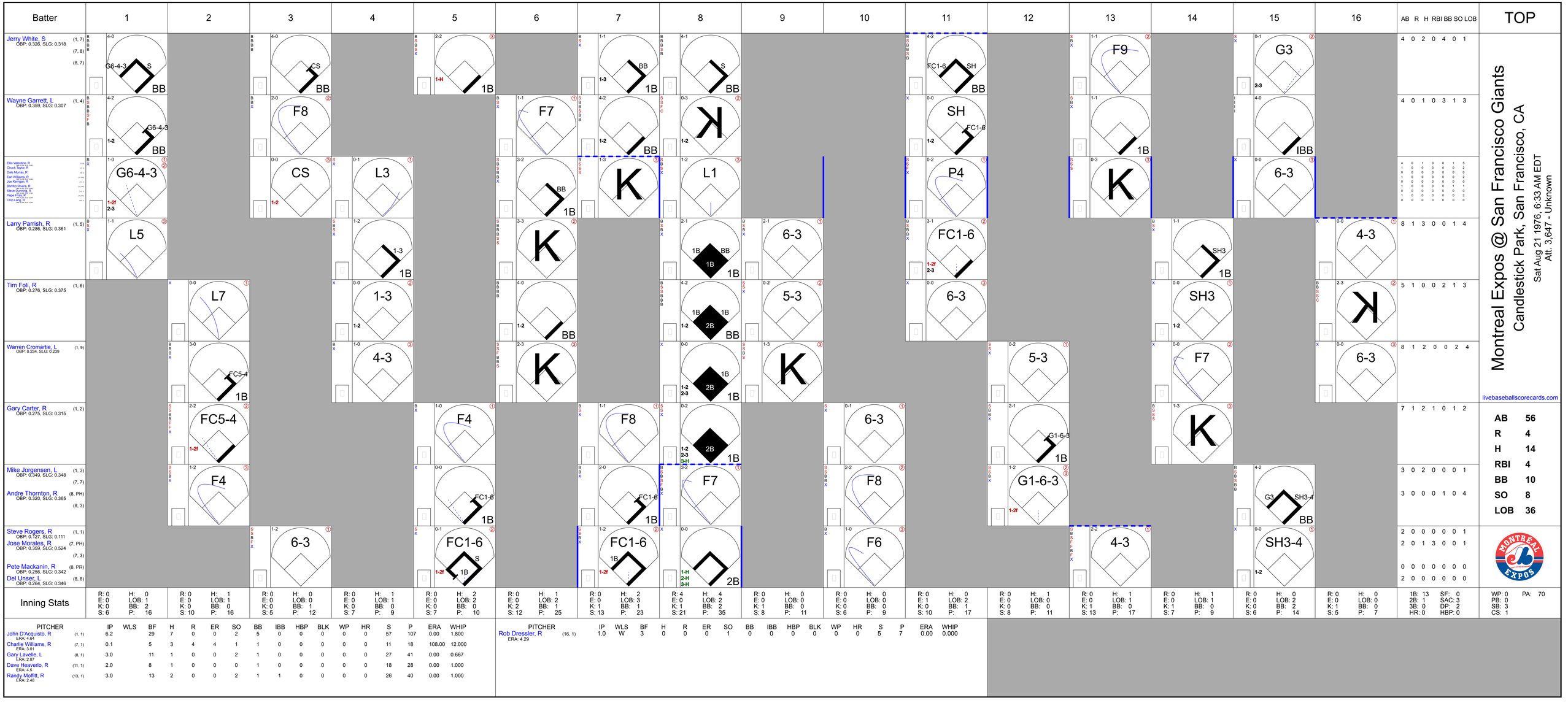
Batter
1
2
3
4
5
6
7
8
9
10
11
12
13
14
15
16
AB R H RBI BB SO LOB
TOP
Jerry White, S
OBP: 0.326, SLG: 0.318
Wayne Garrett, L
OBP: 0.359, SLG: 0.307
Larry Parrish, R
OBP: 0.286, SLG: 0.361
Tim Foli, R
OBP: 0.276, SLG: 0.375
Warren Cromartie, L
OBP: 0.234, SLG: 0.239
Gary Carter, R
OBP: 0.275, SLG: 0.315
Mike Jorgensen, L
OBP: 0.349, SLG: 0.348
Andre Thornton, R
OBP: 0.320, SLG: 0.365
Steve Rogers, R
OBP: 0.127, SLG: 0.111
Jose Morales, R
OBP: 0.359, SLG: 0.524
Pete Mackanin, R
OBP: 0.256, SLG: 0.342
Del Unser, L
OBP: 0.264, SLG: 0.346
Ellis Valentine, R
Chuck Taylor, R
Dale Murray, R
Earl Williams, R
Joe Kerrigan, R
Bombo Rivera, R
Steve Dunning, R
Pepe Frias, R
Chip Lang, R
Montreal Expos @ San Francisco Giants
Candlestick Park, San Francisco, CA
Sat Aug 21 1976, 6:33 AM EDT
Att. 3,647 - Unknown
livebaseballscorecards.com
AB 56
R 4
H 14
RBI 4
BB 10
SO 8
LOB 36
Inning Stats
PITCHER
IP WLS BF H R ER SO BB IBB HBP BLK WP HR S P ERA WHIP
John D'Acquisto, R (1, 1) ERA: 4.64
Charlie Williams, R (7, 1) ERA: 3.01
Gary Lavelle, L (8, 1) ERA: 2.87
Dave Heaverlo, R (11, 1) ERA: 4.5
Randy Moffitt, R (13, 1) ERA: 2.48
Rob Dressler, R (16, 1) ERA: 4.29
1B: 13 SF: 0
2B: 1 SAC: 3
3B: 0 DP: 2
HR: 0 HBP: 0
WP: 0 PA: 70
PB: 0
SB: 3
CS: 1

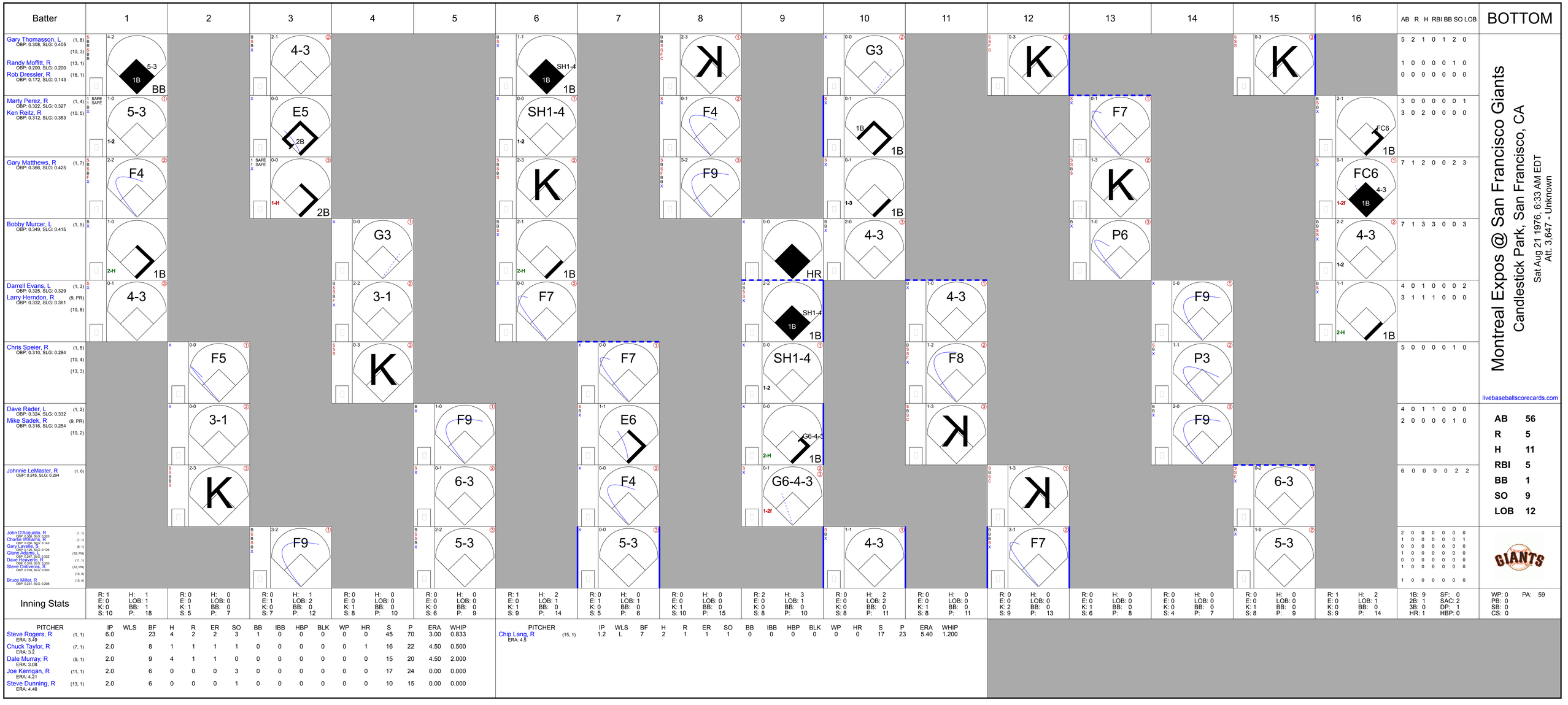

Montreal Expos @ San Francisco Giants

Candlestick Park, San Francisco, CA

Sat Aug 21 1976, 6:33 AM EDT
Att. 3,647 - Unknown

livebaseballscorecards.com

Batter	1	2	3	4	5	6	7	8	9	10	11	12	13	14	15	16	AB	R	H	RBI	BB	SO	LOB
Gary Thomasson, L (1, 8) OBP: 0.308, SLG: 0.405 (10, 3)	4-2 5-3 1B BB		2-1 4-3			1-1 SH1-4 1B 1B		2-3 K		0-0 G3		0-3 K			0-3 K		5	2	1	0	1	2	0
Randy Moffitt, R (13, 1) OBP: 0.200, SLG: 0.200																	1	0	0	0	0	1	0
Rob Dressler, R (16, 1) OBP: 0.172, SLG: 0.143																	0	0	0	0	0	0	0
Marty Perez, R (1, 4) OBP: 0.322, SLG: 0.327	1 SAFE 1 SAFE 1-0 5-3 1-2		0-0 E5 2B			0-0 SH1-4 1-2		0-1 F4		0-1 1B 1B			0-1 F7			2-1 FC6 1B	3	0	0	0	0	0	1
Ken Reitz, R (10, 5) OBP: 0.312, SLG: 0.353																	3	0	2	0	0	0	0
Gary Matthews, R (1, 7) OBP: 0.366, SLG: 0.425	2-2 F4		1 SAFE 1 SAFE 0-0 1-H 2B			2-3 K		3-2 F9		0-1 1-3 1B			1-3 K			0-1 FC6 4-3 1-2f 1B	7	1	2	0	0	2	3
Bobby Murcer, L (1, 9) OBP: 0.349, SLG: 0.415	1-0 2-H 1B			0-0 G3		2-1 2-H 1B			0-0 HR	2-0 4-3			1-0 P6			2-2 4-3 1-2	7	1	3	3	0	0	3
Darrell Evans, L (1, 3) OBP: 0.325, SLG: 0.329	0-1 4-3			2-2 3-1		0-0 F7			2-2 SH1-4 1B 1B		1-0 4-3			0-0 F9		1-1 2-H 1B	4	0	1	0	0	0	2
Larry Herndon, R (9, PR) OBP: 0.332, SLG: 0.361 (10, 8)																	3	1	1	1	0	0	0
Chris Speier, R (1, 5) OBP: 0.310, SLG: 0.284 (10, 4) (13, 3)		0-0 F5		0-3 K			0-0 F7		0-0 SH1-4 1-2		1-2 F8			1-1 P3			5	0	0	0	0	1	0
Dave Rader, L (1, 2) OBP: 0.324, SLG: 0.332		0-0 3-1			1-0 F9		1-1 E6		0-0 G6-4-3 2-H 1B		1-3 K			2-0 F9			4	0	1	1	0	0	0
Mike Sadek, R (9, PR) OBP: 0.316, SLG: 0.254 (10, 2)																	2	0	0	0	0	1	0
Johnnie LeMaster, R (1, 6) OBP: 0.245, SLG: 0.294		2-3 K			0-1 6-3		0-0 F4		0-1 G6-4-3 1-2f			1-3 K			0-2 6-3		6	0	0	0	0	2	2
John D'Acquisto, R (1, 1) OBP: 0.208, SLG: 0.320			3-2 F9		2-2 5-3		0-0 5-3			1-1 4-3		3-1 F7			1-0 5-3		2	0	0	0	0	0	0
Charlie Williams, R (7, 1) OBP: 0.250, SLG: 0.143																	1	0	0	0	0	0	1
Gary Lavelle, S (8, 1) OBP: 0.125, SLG: 0.125																	0	0	0	0	0	0	0
Glenn Adams, L (10, PH) OBP: 0.247, SLG: 0.322																	1	0	0	0	0	0	0
Dave Heaverlo, R (11, 1) OBP: 0.328, SLG: 0.333																	0	0	0	0	0	0	0
Steve Ontiveros, S (12, PH) OBP: 0.236, SLG: 0.203																	1	0	0	0	0	0	0
Bruce Miller, R (13, 4) OBP: 0.231, SLG: 0.208																	1	0	0	0	0	0	0
Inning Stats	R: 1 H: 1 E: 0 LOB: 1 K: 0 BB: 1 S: 10 P: 18		R: 0 H: 0 E: 0 LOB: 0 K: 1 BB: 0 S: 5 P: 7	R: 0 H: 1 E: 1 LOB: 2 K: 0 BB: 0 S: 7 P: 12	R: 0 H: 0 E: 0 LOB: 0 K: 1 BB: 0 S: 8 P: 10	R: 0 H: 0 E: 0 LOB: 0 K: 0 BB: 0 S: 6 P: 9	R: 1 H: 2 E: 0 LOB: 1 K: 1 BB: 0 S: 9 P: 14	R: 0 H: 0 E: 1 LOB: 1 K: 0 BB: 0 S: 5 P: 6	R: 0 H: 0 E: 0 LOB: 0 K: 1 BB: 0 S: 10 P: 15	R: 2 H: 3 E: 0 LOB: 1 K: 0 BB: 0 S: 8 P: 10	R: 0 H: 2 E: 0 LOB: 2 K: 0 BB: 0 S: 8 P: 11	R: 0 H: 0 E: 0 LOB: 0 K: 1 BB: 0 S: 8 P: 11	R: 0 H: 0 E: 0 LOB: 0 K: 2 BB: 0 S: 9 P: 13	R: 0 H: 0 E: 0 LOB: 0 K: 1 BB: 0 S: 6 P: 8	R: 0 H: 0 E: 0 LOB: 0 K: 0 BB: 0 S: 4 P: 7	R: 0 H: 0 E: 0 LOB: 0 K: 1 BB: 0 S: 8 P: 9	R: 1 H: 2 E: 0 LOB: 1 K: 0 BB: 0 S: 9 P: 14	1B: 9 SF: 0 2B: 1 SAC: 2 3B: 0 DP: 1 HR: 1 HBP: 0	WP: 0 PA: 59 PB: 0 SB: 0 CS: 0

PITCHER	IP	WLS	BF	H	R	ER	SO	BB	IBB	HBP	BLK	WP	HR	S	P	ERA	WHIP
Steve Rogers, R (1, 1) ERA: 3.49	6.0		23	4	2	2	3	1	0	0	0	0	0	45	70	3.00	0.833
Chuck Taylor, R (7, 1) ERA: 3.2	2.0		8	1	1	1	1	0	0	0	0	0	1	16	22	4.50	0.500
Dale Murray, R (9, 1) ERA: 3.08	2.0		9	4	1	1	0	0	0	0	0	0	0	15	20	4.50	2.000
Joe Kerrigan, R (11, 1) ERA: 4.21	2.0		6	0	0	0	3	0	0	0	0	0	0	17	24	0.00	0.000
Steve Dunning, R (13, 1) ERA: 4.46	2.0		6	0	0	0	1	0	0	0	0	0	0	10	15	0.00	0.000

PITCHER	IP	WLS	BF	H	R	ER	SO	BB	IBB	HBP	BLK	WP	HR	S	P	ERA	WHIP
Chip Lang, R (15, 1) ERA: 4.5	1.2	L	7	2	1	1	1	0	0	0	0	0	0	17	23	5.40	1.200

AB	56
R	5
H	11
RBI	5
BB	1
SO	9
LOB	12

Montreal Expos @ San Francisco Giants

Candlestick Park, San Francisco, CA

Sun Aug 22 1976, 6:33 AM EDT

Att. 5,126 - Unknown

TOP

livebaseballscorecards.com

Batter	1	2	3	4	5	6	7	8	9	AB	R	H	RBI	BB	SO	LOB
Jerry White, S (1, 7) OBP: 0.327, SLG: 0.324	BB 1B		F8		B5-3		FC6-4 1-2f		8-4 2B	5	0	2	0	0	0	1
Del Unser, L (1, 8) OBP: 0.266, SLG: 0.344	F2		BB		BB		4-3		8-4 2-3f	2	0	0	0	2	0	2
Dale Murray, R (7, 1)										0	0	0	0	0	0	0
Andre Thornton, R (9, PH) OBP: 0.319, SLG: 0.364										1	0	0	0	0	0	1
Chuck Taylor, R (9, 1)										0	0	0	0	0	0	0
Wayne Garrett, L (1, 4) OBP: 0.360, SLG: 0.307	1-2 BB		K		F5			HR 1B		3	1	1	0	1	1	2
Larry Parrish, R (1, 5) OBP: 0.286, SLG: 0.368	F2		F3			F6		1-H HR		4	1	1	2	0	0	3
Warren Cromartie, L (1, 9) OBP: 0.235, SLG: 0.240	F8			1B		4-3		4-3		4	0	1	0	0	0	2
Mike Jorgensen, L (1, 3) OBP: 0.348, SLG: 0.346		BB		F3		F7		1B		2	0	0	0	1	0	1
Earl Williams, R (8, PH) OBP: 0.281, SLG: 0.366										1	0	1	0	0	0	0
(8, 3)																
Gary Carter, R (1, 2) OBP: 0.275, SLG: 0.314		F5		K			1B SF9 1B	L6		4	1	1	0	0	1	3
Pepe Frias, R (1, 6) OBP: 0.224, SLG: 0.239		K		5-3			1-3 FC6-4 1B	F5		2	0	0	0	0	1	2
Jose Morales, R (7, PH) OBP: 0.364, SLG: 0.528										1	0	1	0	0	0	0
Steve Rogers, R (7, PR) OBP: 0.127, SLG: 0.111										0	0	0	0	0	0	0
Tim Foli, R (7, 6) OBP: 0.275, SLG: 0.374										1	0	0	0	0	0	1
Woodie Fryman, R (1, 1) OBP: 0.140, SLG: 0.122		K			6-3		SF9 3-H		4-3	2	0	0	0	0	1	1
Ellis Valentine, R (7, PH) OBP: 0.332, SLG: 0.385										1	0	0	1	0	0	0
(7, 8)																
Inning Stats	R: 0 E: 0 K: 0 S: 11 H: 1 LOB: 2 BB: 1 P: 20	R: 0 E: 0 K: 2 S: 11 H: 0 LOB: 1 BB: 1 P: 16	R: 0 E: 0 K: 1 S: 15 H: 0 LOB: 1 BB: 1 P: 23	R: 0 E: 0 K: 1 S: 8 H: 1 LOB: 1 BB: 0 P: 11	R: 0 E: 0 K: 0 S: 7 H: 0 LOB: 1 BB: 1 P: 13	R: 0 E: 0 K: 0 S: 3 H: 0 LOB: 0 BB: 0 P: 4	R: 1 E: 0 K: 0 S: 19 H: 2 LOB: 1 BB: 0 P: 28	R: 2 E: 0 K: 0 S: 12 H: 3 LOB: 1 BB: 0 P: 13	R: 0 E: 0 K: 0 S: 7 H: 1 LOB: 0 BB: 0 P: 13	1B: 6 2B: 2 3B: 0 HR: 1 SF: 1 SAC: 0 DP: 1 HBP: 0						

	AB	33
	R	3
	H	8
	RBI	3
	BB	4
	SO	4
	LOB	19

WP: 0 PB: 0 SB: 0 CS: 0 PA: 38

PITCHER		IP	WLS	BF	H	R	ER	SO	BB	IBB	HBP	BLK	WP	HR	S	P	ERA	WHIP
John Montefusco, R ERA: 2.98	(1, 1)	7.0		31	6	3	3	4	4	0	0	0	0	1	77	119	3.86	1.429
Gary Lavelle, L ERA: 2.8	(8, 1)	2.0	W	7	2	0	0	0	0	0	0	0	0	0	16	22	0.00	1.000

PITCHER	IP	WLS	BF	H	R	ER	SO	BB	IBB	HBP	BLK	WP	HR	S	P	ERA	WHIP

Batter	1	2	3	4	5	6	7	8	9	AB	R	H	RBI	BB	SO	LOB
Larry Herndon, R (1, 8) OBP: 0.337, SLG: 0.368	X 0-0 FC5-4 1B		S B B S X 2-2 ① 5-3		B S S B S 2-3 ② K		B B X 2-0 2-H 2B		B X 1-0 3-1 1B	5	1	3	1	0	1	0
Johnnie LeMaster, R (1, 6) OBP: 0.232, SLG: 0.278 Gary Thomasson, L (7, PH) OBP: 0.306, SLG: 0.403 Marty Perez, R (8, 4) OBP: 0.321, SLG: 0.326	S X 0-1 ① FC5-4 S HR 1-2f		S B B X 1-1 ② F7		S B B S B X 3-2 ③ F9		X 0-0 ② 6-3		S X 0-1 ② 3-1 1-2	3 1 1	1 0 0	0 0 0	0 0 0	0 0 0	0 0 0	1 1 1
Gary Matthews, R (1, 7) OBP: 0.368, SLG: 0.436	S B S B B F X 3-2 1-H HR		B S S S F F X 2-2 2B			B S S S C 2-3 ① K	B B B X 3-0 ③ 5-3		S B S B X 2-2 2-H 1B	5	1	3	3	0	1	1
Bobby Murcer, L (1, 9) OBP: 0.349, SLG: 0.412	X 0-0 ② 4-3		S B B B X 3-1 ③ F6			B S S S X 1-2 ② F9		B S B S B F F B 4-2 G6-3 1B BB		3	0	0	0	1	0	1
Ken Reitz, R (1, 5) OBP: 0.318, SLG: 0.357	B S X 1-1 1B			X 0-0 1B 1B		B S B S S F F F B B 4-2 BB BB		B X 1-0 G6-3 1-2 1B		3	0	3	0	1	0	0
Chris Speier, R (1, 4) OBP: 0.312, SLG: 0.285 (8, 6)	B S X 1-1 ③ F6			X 0-0 G5-4-3 1-2 1B		B B B S B 4-1 1-2 BB		S S X 0-2 ① ② G6-3 1-2f 2-3		3	0	1	0	1	0	3
Darrell Evans, L (1, 3) OBP: 0.325, SLG: 0.326		S S B C 1-3 ① K		X 0-0 ① F3		B B S B S X 3-2 ③ G3		I I I I 4-0 IBB		3	0	0	0	1	1	4
Mike Sadek, R (1, 2) OBP: 0.304, SLG: 0.243 Dave Rader, L (8, PH) OBP: 0.323, SLG: 0.330 (9, 2)		X 0-0 ② F9		S X 0-1 ② ③ G5-4-3 1-2f			B B B S S X 3-2 E3 SH1-4 2B	B B X 2-0 ③ F7		3 1	1 0	0 0	0 0	0 0	0 0	2 2
John Montefusco, R (1, 1) OBP: 0.162, SLG: 0.113 Gary Lavelle, S (8, 1) OBP: 0.125, SLG: 0.125 Glenn Adams, L (9, PH) OBP: 0.262, SLG: 0.317		S S B B C 2-3 ③ K			X 0-0 ① F4		S B S X 1-2 ① SH1-4 1-2		X 0-0 ① F7	2 0 1	0 0 0	0 0 0	0 0 0	0 0 0	1 0 0	0 0 0
Inning Stats	R: 2 E: 0 K: 0 S: 12 H: 3 LOB: 1 BB: 0 P: 17	R: 0 E: 0 K: 2 S: 7 H: 0 LOB: 0 BB: 0 P: 10	R: 0 E: 0 K: 0 S: 12 H: 1 LOB: 1 BB: 0 P: 20	R: 0 E: 0 K: 0 S: 5 H: 2 LOB: 1 BB: 0 P: 5	R: 0 E: 0 K: 1 S: 7 H: 0 LOB: 0 BB: 0 P: 12	R: 0 E: 0 K: 1 S: 15 H: 0 LOB: 2 BB: 2 P: 29	R: 1 E: 1 K: 0 S: 9 H: 1 LOB: 1 BB: 0 P: 18	R: 0 E: 0 K: 0 S: 9 H: 1 LOB: 2 BB: 2 P: 20	R: 1 E: 0 K: 0 S: 7 H: 2 LOB: 1 BB: 0 P: 10	1B: 7 2B: 2 3B: 0 HR: 1	SF: 0 SAC: 1 DP: 2 HBP: 0				WP: 0 PB: 0 SB: 1 CS: 0	PA: 39	

BOTTOM

Montreal Expos @ San Francisco Giants

Candlestick Park, San Francisco, CA

Sun Aug 22 1976, 6:33 AM EDT

Att. 5,126 - Unknown

livebaseballscorecards.com

AB	34
R	4
H	10
RBI	4
BB	4
SO	4
LOB	16

PITCHER		IP	WLS	BF	H	R	ER	SO	BB	IBB	HBP	BLK	WP	HR	S	P	ERA	WHIP
Woodie Fryman, L ERA: 3.51	(1, 1)	6.0		25	6	2	2	4	2	0	0	0	0	1	58	93	3.00	1.333
Dale Murray, R ERA: 3.01	(7, 1)	2.0		10	2	1	0	0	1	1	0	0	0	0	18	38	0.00	1.500
Chuck Taylor, R ERA: 3.54	(9, 1)	0.2	L	4	2	1	1	0	0	0	0	0	0	0	7	10	13.50	3.000

PITCHER	IP	WLS	BF	H	R	ER	SO	BB	IBB	HBP	BLK	WP	HR	S	P	ERA	WHIP

Montreal Expos @ Los Angeles Dodgers

Dodger Stadium, Los Angeles, CA

Mon Aug 23 1976, 7:05 PM PDT

Att. 16,508 - Unknown

TOP

livebaseballscorecards.com

Batter	1	2	3	4	5	6	7	8	9	AB	R	H	RBI	BB	SO	LOB
Bombo Rivera, R (1, 7) (6, 9) OBP: 0.328, SLG: 0.432	F9		5-3		F8		4-3		1B	5	0	1	0	0	0	0
Wayne Garrett, L (1, 4) OBP: 0.358, SLG: 0.305	F5			FC5-4 1B	3-1		1-3		4-3	5	0	1	0	0	0	2
Ellis Valentine, R (1, 8) OBP: 0.335, SLG: 0.387	1B			FC5-4 2B 5-3 1-2f		SH2-4 1B FC5 1B	K			4	2	2	0	0	1	1
Larry Parrish, R (1, 5) OBP: 0.288, SLG: 0.372	SAFE F8			2B 1-3		FC5 SH2-4 1-2 1B		5-3		4	1	2	0	0	0	1
Gary Carter, R (1, 9) (6, 2) OBP: 0.272, SLG: 0.310		6-3	5-3 3-H		SH2-4 1-2 2-3			L8		3	0	0	1	0	0	1
Earl Williams, R (1, 3) OBP: 0.284, SLG: 0.363		5-3	1B BB		E IBB			L5		2	0	0	0	2	0	0
Barry Foote, R (1, 2) OBP: 0.253, SLG: 0.338 Jerry White, S (6, 7) OBP: 0.326, SLG: 0.322	F7		2-1 1-2 2-H 1B		FC5 1-2 2-3 3-H			G3		3 1	0 0	1 0	2 0	0 0	0 0	2 0
Pepe Frias, R (1, 6) OBP: 0.218, SLG: 0.233 Jose Morales, R (6, PH) OBP: 0.362, SLG: 0.524 Tim Foli, R (6, 6) OBP: 0.275, SLG: 0.373		1-3	F7		F3			5-3		2 1 1	0 0 0	0 0 0	0 0 0	0 0 0	0 0 0	2 3 0
Don Stanhouse, R (1, 1) OBP: 0.318, SLG: 0.275 Chuck Taylor, R (6, 1) Andre Thornton, R (9, PH) OBP: 0.321, SLG: 0.371		K		K	4-3				1B 2B	3 0 1	0 0 0	0 0 1	0 0 0	0 0 0	2 0 0	3 0 0

	AB	35
	R	3
	H	8
	RBI	3
	BB	2
	SO	3
	LOB	15

Inning Stats	1	2	3	4	5	6	7	8	9
	R: 0 E: 0 K: 0 S: 11 H: 1 LOB: 1 BB: 0 P: 14	R: 0 E: 0 K: 0 S: 9 H: 0 LOB: 0 BB: 0 P: 17	R: 0 E: 0 K: 1 S: 5 H: 0 LOB: 0 BB: 0 P: 6	R: 2 E: 0 K: 0 S: 13 H: 3 LOB: 2 BB: 1 P: 26	R: 0 E: 0 K: 1 S: 6 H: 0 LOB: 0 BB: 0 P: 10	R: 1 E: 1 K: 0 S: 11 H: 2 LOB: 3 BB: 1 P: 20	R: 0 E: 0 K: 1 S: 7 H: 0 LOB: 0 BB: 0 P: 9	R: 0 E: 0 K: 0 S: 3 H: 0 LOB: 0 BB: 0 P: 4	R: 0 E: 0 K: 0 S: 7 H: 2 LOB: 2 BB: 0 P: 10

| | | | |

Montreal Expos @ Los Angeles Dodgers

Dodger Stadium, Los Angeles, CA

Mon Aug 23 1976, 7:05 PM PDT

Att. 16,508 - Unknown

livebaseballscorecards.com

BOTTOM

Batter	1	2	3	4	5	6	7	8	9	AB	R	H	RBI	BB	SO	LOB
Davey Lopes, R (1, 4) OBP: 0.300, SLG: 0.316	S B X 1-1 4-3 ①		B S B X 2-1 6-3 ①		S B X 1-1 4-3 ③	S B S C 1-3 K ③				4	0	0	0	0	1	3
Bill Buckner, L (1, 7) OBP: 0.332, SLG: 0.395	B B S X 2-1 6-3 ②		S S B F F X 1-2 F9 ②			S B B B S X 3-2 HR	X 0-0 3-1 1B			4	1	2	1	0	0	0
Leron Lee, L (1, 9) OBP: 0.194, SLG: 0.206	X 0-0 4-3 ③		S B X 1-1 6-3 ③			X 0-0 F6 ①	B B X 2-0 3-1 ① 1-2			4	0	0	0	0	0	1
Steve Garvey, R (1, 3) OBP: 0.347, SLG: 0.423		S S B B B B 4-2 1B 1B BB		B B B S X 3-1 6-3 ①		S B B B S X 3-2 1B 2B	S B S B S 2-3 K ②			3	2	1	0	1	1	1
Ron Cey, R (1, 5) OBP: 0.385, SLG: 0.478		B X 1-0 F8 ①		B B S B X 3-1 F9 ②		I I I I 4-0 1B 1B IBB	I I I I 4-0 IBB			2	1	0	0	2	0	1
Bill Russell, R (1, 6) OBP: 0.328, SLG: 0.382		B X 1-0 1B SF7 1-2 1B		S X 0-1 5-3 ③		X 0-0 1B 1-3 2-H 1B	S B S X 1-2 F7 ③			4	2	2	1	0	0	2
Jim Lyttle, L (1, 8) OBP: 0.362, SLG: 0.400		S X 0-1 1-3 2-H 1B			B S B S X 2-2 4-3 ①	I I I I 4-0 SH3 1B IBB		S X 0-1 F8 ①		3	0	1	1	1	0	0
Steve Yeager, R (1, 2) OBP: 0.289, SLG: 0.367		B S B B X 3-1 SF7 ② 3-H			X 0-0 SH1-4 1B	X 0-0 SH3 1-2 2-H 3-H 1B		X 0-0 6-3 ②		3	0	2	3	0	0	0
Tommy John, R (1, 1) OBP: 0.137, SLG: 0.122		B X 1-0 4-3 ③			S X 0-1 SH1-4 ② 1-2	X 0-0 SH3 ② 1-2 2-3		S X 0-1 F9 ③		2	0	0	0	0	0	1
Inning Stats	R: 0 E: 0 K: 0 S: 5 H: 0 LOB: 0 BB: 0 P: 8	R: 2 E: 0 K: 0 S: 9 H: 2 LOB: 1 BB: 1 P: 19	R: 0 E: 0 K: 0 S: 9 H: 0 LOB: 0 BB: 0 P: 13	R: 0 E: 0 K: 0 S: 6 H: 0 LOB: 0 BB: 0 P: 12	R: 0 E: 0 K: 0 S: 8 H: 1 LOB: 1 BB: 0 P: 11	R: 4 E: 0 K: 1 S: 13 H: 4 LOB: 2 BB: 2 P: 28	R: 0 E: 0 K: 1 S: 8 H: 1 LOB: 2 BB: 1 P: 17	R: 0 E: 0 K: 0 S: 5 H: 0 LOB: 0 BB: 0 P: 5		1B: 6 2B: 1 3B: 0 HR: 1	SF: 1 SAC: 2 DP: 0 HBP: 0					

	AB	29
	R	6
	H	8
	RBI	6
	BB	4
	SO	2
	LOB	9

WP: 0 PB: 0 SB: 0 CS: 0 PA: 36

PITCHER		IP	WLS	BF	H	R	ER	SO	BB	IBB	HBP	BLK	WP	HR	S	P	ERA	WHIP
Don Stanhouse, R ERA: 3.35	(1, 1)	5.1	L	26	7	6	6	0	1	2	0	0	0	0	46	86	10.12	1.500
Chuck Taylor, R ERA: 3.13	(6, 1)	2.2		10	1	0	0	2	0	1	0	0	0	0	17	27	0.00	0.375

PITCHER	IP	WLS	BF	H	R	ER	SO	BB	IBB	HBP	BLK	WP	HR	S	P	ERA	WHIP

Batter	1	2	3	4	5	6	7	8	9	AB	R	H	RBI	BB	SO	LOB
Jerry White, S (1, 7) OBP: 0.329, SLG: 0.325	S S X 0-2 E S 1B		S S C 0-3 ① K		S B S F S 1-3 ① K		X 0-0 FC4-6 1B			4	0	2	0	0	2	0
Clay Kirby, R (7, 1) OBP: 0.105, SLG: 0.111										0	0	0	0	0	0	0
Wayne Garrett, L (1, 4) OBP: 0.357, SLG: 0.305	S B S S T B X 2-2 ① P7 1-3		B B S S X 2-1 1B		B S B B X 2-1 ② F7		B X 1-0 ③ FC4-6 1-2f			4	0	1	0	0	0	2
Ellis Valentine, R (1, 8) OBP: 0.329, SLG: 0.379	B S S T B B X 3-2 FC5 S 3-3		S T B X 1-2 ② F9		B S S X 1-2 ③ 5-3			B B X 2-0 ① 6-3		4	0	0	0	0	0	2
Larry Parrish, R (1, 5) OBP: 0.285, SLG: 0.368	S B S B F X 2-2 ② F3 1-2		S B S S B C 2-3 ③ K			B S S C 1-3 ① K		S S C 0-3 ② K		4	0	0	0	0	3	3
Gary Carter, R (1, 2) OBP: 0.275, SLG: 0.310	B S B B B 4-1 BB			S B X 1-1 ① F8		S X 0-1 ② F8		B B S B X 3-1 1B		3	0	1	0	1	0	0
Del Unser, L (1, 9) OBP: 0.269, SLG: 0.346	B S S C 1-3 ③ K			S X 0-1 2B 1B		X 0-0 1B		B S B X 2-1 ③ F7		4	0	2	0	0	1	4
Mike Jorgensen, L (1, 3) OBP: 0.347, SLG: 0.348 (7, 7)		B X 1-0 ① 6-3		X 0-0 1-3 2B		S B B B S F X 3-2 ③ F9			X 0-0 ① P4	4	0	1	0	0	0	1
Pepe Frias, R (1, 6) OBP: 0.210, SLG: 0.224 Warren Cromartie, L (9, PH) OBP: 0.231, SLG: 0.235		B S S X 1-2 ② 4-3		S S X 0-2 ② F5			B X 1-0 ① 6-3		S X 0-1 ② 4-3	3	0	0	0	0	0	2
										1	0	0	0	0	0	0
Don Carrithers, R (1, 1) OBP: 0.091, SLG: 0.152 Joe Kerrigan, R (3, 1) Andre Thornton, R (4, PH) OBP: 0.320, SLG: 0.369 Steve Dunning, R (4, 1) OBP: 0.308, SLG: 0.182 Jose Morales, R (7, PH) OBP: 0.356, SLG: 0.516 (7, 3)		S S S 0-3 ③ K		S B X 1-1 ③ 6-3			S X 0-1 ② 4-3		X 0-0 ③ F9	1	0	0	0	0	1	0
										0	0	0	0	0	0	0
										1	0	0	0	0	0	2
										0	0	0	0	0	0	0
										2	0	0	0	0	0	0
Inning Stats	R: 0 H: 1 E: 1 LOB: 3 K: 1 BB: 1 S: 19 P: 31	R: 0 H: 0 E: 0 LOB: 0 K: 1 BB: 0 S: 7 P: 9	R: 0 H: 1 E: 0 LOB: 1 K: 2 BB: 0 S: 12 P: 17	R: 0 H: 2 E: 0 LOB: 2 K: 0 BB: 0 S: 10 P: 12	R: 0 H: 0 E: 0 LOB: 0 K: 1 BB: 0 S: 9 P: 13	R: 0 H: 1 E: 0 LOB: 1 K: 1 BB: 0 S: 10 P: 14	R: 0 H: 1 E: 0 LOB: 1 K: 0 BB: 0 S: 5 P: 7	R: 0 H: 1 E: 0 LOB: 1 K: 1 BB: 0 S: 8 P: 15	R: 0 H: 0 E: 0 LOB: 0 K: 0 BB: 0 S: 4 P: 4	1B: 6 SF: 0 2B: 1 SAC: 0 3B: 0 DP: 0 HR: 0 HBP: 0						

TOP

Montreal Expos @ Los Angeles Dodgers

Dodger Stadium, Los Angeles, CA

Tue Aug 24 1976, 7:05 PM PDT

Att. 18,846 - Unknown

livebaseballscorecards.com

AB	35
R	0
H	7
RBI	0
BB	1
SO	7
LOB	16

PITCHER		IP	WLS	BF	H	R	ER	SO	BB	IBB	HBP	BLK	WP	HR	S	P	ERA	WHIP
Burt Hooton, R ERA: 3.74	(1, 1)	9.0	W	36	7	0	0	7	1	0	0	0	0	0	84	122	0.00	0.889

PITCHER	IP	WLS	BF	H	R	ER	SO	BB	IBB	HBP	BLK	WP	HR	S	P	ERA	WHIP

Montreal Expos @ Los Angeles Dodgers

Dodger Stadium, Los Angeles, CA

Tue Aug 24 1976, 7:05 PM PDT

Att. 18,846 - Unknown

livebaseballscorecards.com

BOTTOM

Batter	1	2	3	4	5	6	7	8	9	AB	R	H	RBI	BB	SO	LOB
Davey Lopes, R (1, 4) OBP: 0.305, SLG: 0.320	4-0 4-3 S SF8 BB		3-1 SH BB SF9 1B	2-3 ② K			2-2 1B			3	2	2	0	1	1	0
Bill Buckner, L (1, 7) OBP: 0.331, SLG: 0.392	2-0 ① 4-3 1-3		1 SAFE 1 SAFE 1 SAFE 1 SAFE 4-1 SF9 SH WP 1-2 BB	0-1 ③ 3-1			1-1 ② F8			3	1	0	0	1	0	2
Bill Russell, R (1, 6) OBP: 0.328, SLG: 0.383	0-0 ② SF8 3-H		0-0 SH WP BB 1B 1-2 2-3		1-0 ① 1B		1-0 ③ P6			2	1	1	1	0	0	1
Steve Garvey, R (1, 3) OBP: 0.345, SLG: 0.421	1-1 ③ 6-3		3-2 ① SF9 2-3 3-H		1-2 ② 5-3			1-3 ① K		3	0	0	1	0	1	0
Ron Cey, R (1, 5) OBP: 0.386, SLG: 0.484		1-1 HR	4-0 WP 1B 1-2 BB		3-1 ③ 6-3			2-1 ② P6		3	2	1	1	1	0	0
Jim Lyttle, L (1, 8) OBP: 0.351, SLG: 0.387		3-1 ① 4-3	2-3 ② K 1-2 2-3 3-H			3-2 ① 6-3		2-2 ③ P6		4	0	0	0	0	1	2
Dusty Baker Jr., R (1, 9) OBP: 0.302, SLG: 0.310		1-0 ② 5-3	3-0 2-H 3-H 1B			3-2 ② 4-3				3	0	1	2	0	0	0
Steve Yeager, R (1, 2) OBP: 0.289, SLG: 0.365		4-0 BB	1-0 ③ P5			0-0 ③ F4				2	0	0	0	1	0	1
Burt Hooton, R (1, 1) OBP: 0.167, SLG: 0.122		0-3 ③ K		0-1 ① 5-3			1-1 ① F5			3	0	0	0	0	1	1
Inning Stats	R: 1 H: 0 E: 0 LOB: 0 K: 0 BB: 1 S: 4 P: 11	R: 1 H: 1 E: 0 LOB: 1 K: 1 BB: 1 S: 9 P: 18	R: 4 H: 2 E: 1 LOB: 1 K: 1 BB: 2 S: 16 P: 36	R: 0 H: 0 E: 0 LOB: 0 K: 1 BB: 0 S: 7 P: 9	R: 0 H: 1 E: 0 LOB: 0 K: 0 BB: 0 S: 6 P: 11	R: 0 H: 0 E: 0 LOB: 0 K: 0 BB: 0 S: 7 P: 13	R: 0 H: 1 E: 0 LOB: 1 K: 0 BB: 0 S: 8 P: 13	R: 0 H: 0 E: 0 LOB: 0 K: 1 BB: 0 S: 8 P: 13		1B: 4 SF: 2 2B: 0 SAC: 1 3B: 0 DP: 0 HR: 1 HBP: 0						WP: 1 PA: 33 PB: 0 SB: 1 CS: 0

	AB	26
	R	6
	H	5
	RBI	5
	BB	4
	SO	4
	LOB	7

PITCHER		IP	WLS	BF	H	R	ER	SO	BB	IBB	HBP	BLK	WP	HR	S	P	ERA	WHIP
Don Carrithers, R ERA: 4.42	(1, 1)	2.2	L	16	3	6	3	2	4	0	0	0	1	1	28	63	10.12	2.625
Joe Kerrigan, R ERA: 4.15	(3, 1)	0.1		1	0	0	0	0	0	0	0	0	0	0	1	2	0.00	0.000
Steve Dunning, R ERA: 4.27	(4, 1)	3.0		9	1	0	0	1	0	0	0	0	0	0	20	33	0.00	0.333
Clay Kirby, R ERA: 5.71	(7, 1)	2.0		7	1	0	0	1	0	0	0	0	0	0	16	26	0.00	0.500

PITCHER	IP	WLS	BF	H	R	ER	SO	BB	IBB	HBP	BLK	WP	HR	S	P	ERA	WHIP

Batter	1	2	3	4	5	6	7	8	9	AB	R	H	RBI	BB	SO	LOB
Ellis Valentine, R (1, 8) OBP: 0.332, SLG: 0.394	B B S B S X 3-2 HR	B B S B B B 4-1 FC6-4 1-2 BB		B B S S S C 2-3 ③ K		X 0-0 ③ 5-3				3	1	1	1	1	1	1
Bombo Rivera, R (1, 7) OBP: 0.325, SLG: 0.426	S S T B X 1-2 ① 1-3	B B S X 2-1 ③ FC6-4 1-2f			X 0-0 ① 5-3			S S B X 1-2 FC5 2-3 1B		4	0	1	0	0	0	3
Gary Carter, R (1, 9) OBP: 0.275, SLG: 0.313	B B S S S B X 3-2 2B		S B S X 2-1 ① F9		S X 0-1 ② 5-3			1 SAFE 1 SAFE B S S S B T S 2-3 ① K		4	0	1	0	0	1	1
Larry Parrish, R (1, 5) OBP: 0.283, SLG: 0.365	X 0-0 ② 6-3		S S X 0-2 ② F3		S B X 1-1 ③ 6-3			B X 1-0 ② 2-3 1-2		4	0	0	0	0	0	2
Tim Foli, R (1, 6) OBP: 0.274, SLG: 0.372	S X 0-1 ③ 6-3		S S X 0-2 E S 1B			X 0-0 ① 6-3		S X 0-1 ③ FC5 2-3		4	0	1	0	0	0	2
Barry Foote, R (1, 2) OBP: 0.253, SLG: 0.337		B X 1-0 ① 1B	S S X 0-2 ③ F7 1-3			S X 0-1 ② 6-3			X 0-0 ① 5-3	4	0	1	0	0	0	1
Earl Williams, R (1, 3) OBP: 0.283, SLG: 0.359		B B S S B S 3-3 ② K	B B B S B 4-1 SH1-4 BB			S S B X 1-2 ③ F4			B S B X 2-1 ② 1-3	3	0	0	0	1	1	0
Pete Mackanin, R (1, 4) OBP: 0.256, SLG: 0.340		X 0-0 1B 1B	X 0-0 ① F3				B B S S S S 2-3 ① K		S X 0-1 ③ 6-3	4	0	1	0	0	1	1
Steve Rogers, R (1, 1) OBP: 0.140, SLG: 0.125		B X 1-0 BB 1-3 1B	B X 1-0 ② SH1-4 1-2				S B X 1-1 ② L4			2	0	1	0	0	0	0
Inning Stats	R: 1 H: 2 E: 0 LOB: 1 K: 0 BB: 0 S: 13 P: 20	R: 0 H: 3 E: 0 LOB: 3 K: 1 BB: 1 S: 9 P: 20	R: 0 H: 1 E: 0 LOB: 1 K: 0 BB: 0 S: 11 P: 13	R: 0 H: 0 E: 0 LOB: 1 K: 1 BB: 1 S: 6 P: 13	R: 0 H: 0 E: 0 LOB: 0 K: 0 BB: 0 S: 5 P: 6	R: 0 H: 0 E: 0 LOB: 0 K: 0 BB: 0 S: 6 P: 7	R: 0 H: 0 E: 0 LOB: 0 K: 1 BB: 0 S: 6 P: 9	R: 0 H: 1 E: 0 LOB: 1 K: 1 BB: 0 S: 10 P: 14	R: 0 H: 0 E: 0 LOB: 0 K: 0 BB: 0 S: 5 P: 7	1B: 5 SF: 0 2B: 1 SAC: 1 3B: 0 DP: 0 HR: 1 HBP: 0						

PITCHER	IP	WLS	BF	H	R	ER	SO	BB	IBB	HBP	BLK	WP	HR	S	P	ERA	WHIP
Doug Rau, L (1, 1) ERA: 2.71	9.0	W	35	7	1	1	4	2	0	0	0	0	1	71	109	1.00	1.000

PITCHER	IP	WLS	BF	H	R	ER	SO	BB	IBB	HBP	BLK	WP	HR	S	P	ERA	WHIP

TOP

Montreal Expos @ Los Angeles Dodgers

Dodger Stadium, Los Angeles, CA

Wed Aug 25 1976, 7:05 PM PDT

Att. 18,738 - Unknown

livebaseballscorecards.com

AB	32
R	1
H	7
RBI	1
BB	2
SO	4
LOB	11

PA: 35

WP: 0
PB: 0
SB: 1
CS: 0

Batter	1	2	3	4	5	6	7	8	9	AB	R	H	RBI	BB	SO	LOB
Davey Lopes, R (1, 4) OBP: 0.307, SLG: 0.318	S B S S 1-3 K ①			B S S S B B B 4-2 S 1B BB		S B B B B 4-1 4-3 BB		X 0-0 4-3 ②		2	1	0	0	2	1	0
Bill Buckner, L (1, 7) OBP: 0.335, SLG: 0.394	S B X 1-1 1B ②			1 SAFE 1 SAFE B S S S X 1-2 G4-6-3 1-H 1B		S X 1-1 4-3 ① 1-2		B B B S B 4-1 BB		3	0	2	1	1	0	1
Reggie Smith, S (1, 9) OBP: 0.301, SLG: 0.434 Leron Lee, L (3, 9) OBP: 0.184, SLG: 0.194 Dusty Baker Jr., R (8, 9) OBP: 0.301, SLG: 0.309	S S B F B S 2-3 K ③			1 SAFE 1 SAFE 1 SAFE S S C 0-3 K ①		S B S S 1-3 K ②		B B X 2-0 F5 ③		1 2 1	0 0 0	0 0 0	0 0 0	0 0 0	1 2 0	0 2 1
Steve Garvey, R (1, 3) OBP: 0.344, SLG: 0.420		X 0-0 G5-4-3 1B		S B X 1-1 G4-6-3 ②③ 1-2f		B S X 1-1 6-3 ③				3	0	1	0	0	0	2
Ron Cey, R (1, 5) OBP: 0.385, SLG: 0.483		B S X 1-1 G5-4-3 ①② 1-2f			S X 0-1 1B 1B 1B		S B B X 2-1 6-3 ①			3	1	1	0	0	0	1
Bill Russell, R (1, 6) OBP: 0.328, SLG: 0.382		X 0-0 4-3 ③			S S X 0-2 1B 1-3 1B 1B		S S B X 1-2 6-3 ②			3	1	1	0	0	0	0
Jim Lyttle, L (1, 8) OBP: 0.358, SLG: 0.388			S B B S S B F C 3-3 K ①		B S X 1-1 G1-4-3 2-H 3-H 1B		B B B S S S B 4-2 BB			2	0	1	2	1	1	0
Steve Yeager, R (1, 2) OBP: 0.287, SLG: 0.362			S X 0-1 6-3 ②		B S B B X 3-1 F7 ①		B S S B B F S 3-3 K ③			3	0	0	0	0	1	2
Doug Rau, L (1, 1) OBP: 0.263, SLG: 0.163			S B S F C 1-3 K ③		S X 0-1 G1-4-3 ②③ 1-2f			X 0-0 L6 ①		3	0	0	0	0	1	1
Inning Stats	R: 0 H: 1 E: 0 LOB: 0 K: 2 BB: 0 S: 9 P: 13	R: 0 H: 1 E: 0 LOB: 0 K: 0 BB: 0 S: 4 P: 5	R: 0 H: 0 E: 0 LOB: 0 K: 2 BB: 0 S: 10 P: 14	R: 1 H: 1 E: 0 LOB: 0 K: 1 BB: 1 S: 10 P: 16	R: 2 H: 3 E: 0 LOB: 0 K: 0 BB: 0 S: 11 P: 15	R: 0 H: 0 E: 0 LOB: 1 K: 1 BB: 1 S: 8 P: 15	R: 0 H: 0 E: 0 LOB: 1 K: 1 BB: 1 S: 11 P: 21	R: 0 H: 0 E: 0 LOB: 1 K: 0 BB: 1 S: 4 P: 10		1B: 6 SF: 0 2B: 0 SAC: 0 3B: 0 DP: 3 HR: 0 HBP: 0						

PITCHER		IP	WLS	BF	H	R	ER	SO	BB	IBB	HBP	BLK	WP	HR	S	P	ERA	WHIP
Steve Rogers, R ERA: 3.48	(1, 1)	8.0	L	30	6	3	3	7	4	0	0	0	0	0	67	109	3.38	1.250

PITCHER	IP	WLS	BF	H	R	ER	SO	BB	IBB	HBP	BLK	WP	HR	S	P	ERA	WHIP

BOTTOM

Montreal Expos @ Los Angeles Dodgers

Dodger Stadium, Los Angeles, CA

Wed Aug 25 1976, 7:05 PM PDT

Att. 18,738 - Unknown

livebaseballscorecards.com

AB	26
R	3
H	6
RBI	3
BB	4
SO	7
LOB	10

Batter	1	2	3	4	5	6	7	8	9	AB	R	H	RBI	BB	SO	LOB
Ellis Valentine, R (1, 8) OBP: 0.330, SLG: 0.391	L8			G1-4-3 1B		1-3			K	4	0	1	0	0	1	2
Bombo Rivera, R (1, 7) OBP: 0.323, SLG: 0.420	F8			G1-4-3 1-2f		5-3			G6-4-3 1B	4	0	1	0	0	0	3
Gary Carter, R (1, 9) OBP: 0.271, SLG: 0.308	6-3			5-3			1-3		G6-4-3 1-2f	4	0	0	0	0	0	1
Larry Parrish, R (1, 5) OBP: 0.285, SLG: 0.367		FC5-4 1B			5-3		FC6-4 1B			3	0	2	0	0	0	0
Tim Foli, R (1, 6) OBP: 0.273, SLG: 0.369		FC5-4 G4-6-3 1-2f			5-3		FC6-4 FC6-4 1-2f			3	0	0	0	0	0	2
Barry Foote, R (1, 2) OBP: 0.250, SLG: 0.333		G4-6-3 1-2f			L5		FC6-4 1-2f			3	0	0	0	0	0	2
Andre Thornton, R (1, 3) OBP: 0.324, SLG: 0.373			4-3			SH2-4 BB 1B		FC4 1B		3	0	2	0	0	0	0
Pete Mackanin, R (1, 4) OBP: 0.256, SLG: 0.338			1-3			SH2-4 1-2		FC4 G3-6-1 1-2f		2	0	0	0	1	0	1
Woodie Fryman, R (1, 1) OBP: 0.137, SLG: 0.120			1-3			SH2-4 1-2 2-3		G3-6-1 1-2f		1	0	0	0	0	0	0
Jose Morales, R (8, PH) OBP: 0.353, SLG: 0.512										1	0	0	0	0	0	1
Dale Murray, R (8, 1)										0	0	0	0	0	0	0
Inning Stats	R: 0 E: 0 K: 0 S: 7 H: 0 LOB: 0 BB: 0 P: 11	R: 0 E: 0 K: 0 S: 5 H: 1 LOB: 0 BB: 0 P: 6	R: 0 E: 0 K: 0 S: 8 H: 0 LOB: 0 BB: 0 P: 14	R: 0 E: 0 K: 0 S: 5 H: 1 LOB: 0 BB: 0 P: 7	R: 0 E: 0 K: 0 S: 4 H: 0 LOB: 0 BB: 0 P: 9	R: 0 E: 0 K: 0 S: 7 H: 1 LOB: 2 BB: 1 P: 13	R: 0 E: 0 K: 0 S: 9 H: 1 LOB: 1 BB: 0 P: 12	R: 0 E: 0 K: 0 S: 6 H: 1 LOB: 0 BB: 0 P: 9	R: 0 E: 0 K: 1 S: 8 H: 1 LOB: 0 BB: 0 P: 11	1B: 6 2B: 0 3B: 0 HR: 0 SF: 0 SAC: 1 DP: 4 HBP: 0							

Montreal Expos @ San Diego Padres

San Diego Stadium, San Diego, CA

Fri Aug 27 1976, 10:05 PM EDT

Att. 21,301 - Unknown

TOP

livebaseballscorecards.com

AB	28
R	0
H	6
RBI	0
BB	1
SO	1
LOB	12

WP: 0 PB: 0 SB: 0 CS: 0 PA: 30

PITCHER	IP	WLS	BF	H	R	ER	SO	BB	IBB	HBP	BLK	WP	HR	S	P	ERA	WHIP
Randy Jones, L (1, 1) ERA: 2.63	9.0	W	30	6	0	0	1	1	0	0	0	0	0	59	92	0.00	0.778

Batter	1	2	3	4	5	6	7	8	9	AB	R	H	RBI	BB	SO	LOB
Enzo Hernandez, R (1, 6) OBP: 0.321, SLG: 0.318	6-3		F5		F9		E5			4	0	0	0	0	0	1
Tito Fuentes, S (1, 4) OBP: 0.310, SLG: 0.336	5-3		6-3		6-3		F4			4	0	0	0	0	0	2
Willie Davis, L (1, 8) OBP: 0.297, SLG: 0.390	P5			4-3	L3			4-3		4	0	0	0	0	0	0
Dave Winfield, R (1, 9) OBP: 0.362, SLG: 0.432		K		2B 1B		4-3 BB		6-3		3	1	1	0	1	1	0
Mike Ivie, R (1, 3) OBP: 0.353, SLG: 0.416		1B		1-H 2B		F9		1-3		4	1	2	1	0	0	1
Fred Kendall, R (1, 2) OBP: 0.306, SLG: 0.307		F8		2-H 2B		4-3 1-2				3	0	1	1	0	0	2
Doug Rader, R (1, 5) OBP: 0.320, SLG: 0.348		F8		K		L9				3	0	0	0	0	1	3
Luis Melendez, R (1, 7) OBP: 0.258, SLG: 0.276			SH1-4 1B	IBB			F3			2	0	1	0	1	0	0
Randy Jones, R (1, 1) OBP: 0.087, SLG: 0.045			SH1-4 1-2	K			1-3			2	0	0	0	0	1	2
Inning Stats	R: 0 H: 0 E: 0 LOB: 0 K: 0 BB: 0 S: 8 P: 15	R: 0 H: 1 E: 0 LOB: 1 K: 1 BB: 0 S: 13 P: 17	R: 0 H: 1 E: 0 LOB: 1 K: 0 BB: 0 S: 8 P: 14	R: 2 H: 3 E: 0 LOB: 2 K: 2 BB: 1 S: 14 P: 24	R: 0 H: 0 E: 0 LOB: 0 K: 0 BB: 0 S: 4 P: 8	R: 0 H: 0 E: 0 LOB: 1 K: 0 BB: 1 S: 5 P: 12	R: 0 H: 0 E: 1 LOB: 1 K: 0 BB: 0 S: 9 P: 11	R: 0 H: 0 E: 0 LOB: 0 K: 0 BB: 0 S: 5 P: 9		1B: 3 SF: 0 2B: 2 SAC: 1 3B: 0 DP: 0 HR: 0 HBP: 0						

PITCHER		IP	WLS	BF	H	R	ER	SO	BB	IBB	HBP	BLK	WP	HR	S	P	ERA	WHIP
Woodie Fryman, L ERA: 3.47	(1, 1)	7.0	L	29	5	2	2	3	1	1	0	0	0	0	61	101	2.57	0.857
Dale Murray, R ERA: 2.98	(8, 1)	1.0		3	0	0	0	0	0	0	0	0	0	0	5	9	0.00	0.000

PITCHER	IP	WLS	BF	H	R	ER	SO	BB	IBB	HBP	BLK	WP	HR	S	P	ERA	WHIP

BOTTOM

Montreal Expos @ San Diego Padres

San Diego Stadium, San Diego, CA

Fri Aug 27 1976, 10:05 PM EDT

Att. 21,301 - Unknown

livebaseballscorecards.com

AB	29
R	2
H	5
RBI	2
BB	2
SO	3
LOB	11

Montreal Expos @ San Diego Padres

San Diego Stadium, San Diego, CA

Sat Aug 28 1976, 10:05 PM EDT

Att. 10,545 - Unknown

TOP

livebaseballscorecards.com

Batter	1	2	3	4	5	6	7	8	9	AB	R	H	RBI	BB	SO	LOB
Jerry White, S (1, 7) OBP: 0.326, SLG: 0.323	B S B S X 2-2 ① 4-3		S B X 1-1 ② 6-3 2-3			S S S 0-3 ① K	S S B X 1-2 2-H 1B		S S S 0-3 ② K	5	0	1	1	0	2	1
Wayne Garrett, L (1, 4) OBP: 0.358, SLG: 0.306	B S B X 2-1 1B		B B B S X 3-1 ③ 4-3			X 0-0 ② G3	X 0-0 ③ 4-3		S S X 0-2 WP BB 1B	5	0	2	0	0	0	2
Ellis Valentine, R (1, 8) OBP: 0.332, SLG: 0.385	1 SAFE 1 SAFE 1 SAFE B B S S S 2-3 ② K			B S S S B B C 3-3 ① K		S S B B B S 3-3 ③ K		B S B B B F F F 4-2 F7 BB	B S B S F B B 4-2 1-2 WP BB	3	0	0	0	2	3	1
Larry Parrish, R (1, 5) OBP: 0.287, SLG: 0.367	X 0-0 ③ F9			B X 1-0 ② 1B			S B S F B B X 3-2 2B 1B	1 SAFE B B S S F F X 2-2 ①② F7 1-2	S B X 1-1 ③ F7 1-2 2-3	5	1	2	0	0	0	4
Del Unser, L (1, 9) OBP: 0.271, SLG: 0.347		B X 1-0 CS 1B		S B X 1-1 ③ 4-3			B X 1-0 2B 1-2 2B 1B	S S B B F S 2-3 ③ K		4	1	2	0	0	1	0
Tim Foli, R (1, 6) OBP: 0.275, SLG: 0.373		B S X 1-1 ①② F8 1-2			S X 0-1 ① 5-3		B X 1-0 1-3 2-H 2B		S B B B X 3-1 1B HR 1B	4	2	2	1	0	0	1
Gary Carter, R (1, 2) OBP: 0.274, SLG: 0.315		S B S F X 1-2 ③ L5			B S S B F S 2-3 ② K		X 0-0 2-H 3-H 1B 2B		X 0-0 1-2 HR 1B	4	2	2	2	0	1	0
Mike Jorgensen, L (1, 3) Jose Morales, R (7, PH) OBP: 0.351, SLG: 0.508 Earl Williams, R (7, 3) OBP: 0.286, SLG: 0.373			X 0-0 ① G3		B B B S B 4-1 BB		S X 0-1 ① L9		S S F X 0-2 1-H 2-H HR	1 1 1	0 0 1	0 0 1	0 0 3	1 0 0	0 0 0	0 1 0
Don Stanhouse, R (1, 1) OBP: 0.319, SLG: 0.302 Chuck Taylor, R (7, 1) Dale Murray, R (8, 1)			S S B X 1-2 6-3 2B		1 SAFE 1 SAFE 1 SAFE B S S F B S 2-3 ③ K		S B S X 1-2 ② 5-3		S B S S 1-3 ① K	3 0 1	0 0 0	1 0 0	0 0 0	0 0 0	1 0 0	2 0 0

Inning Stats	1	2	3	4	5	6	7	8	9
	R: 0 E: 0 K: 1 S: 9	R: 0 E: 0 K: 0 S: 7	R: 0 E: 0 K: 0 S: 8	R: 0 E: 0 K: 1 S: 6	R: 0 E: 0 K: 2 S: 11	R: 0 E: 0 K: 2 S: 7	R: 4 E: 0 K: 0 S: 16	R: 0 E: 0 K: 1 S: 15	R: 3 E: 0 K: 2 S: 21
	H: 1 LOB: 1 BB: 0 P: 15	H: 1 LOB: 0 BB: 0 P: 10	H: 1 LOB: 1 BB: 0 P: 13	H: 1 LOB: 0 BB: 0 P: 11	H: 0 LOB: 1 BB: 1 P: 19	H: 0 LOB: 0 BB: 0 P: 10	H: 5 LOB: 1 BB: 0 P: 23	H: 0 LOB: 0 BB: 1 P: 23	H: 4 LOB: 2 BB: 1 P: 30

AB	37	
R	7	
H	13	
RBI	7	
BB	3	
SO	9	
LOB	12	

1B: 9	SF: 0	WP: 1
2B: 3	SAC: 0	PA: 40
3B: 0	DP: 0	PB: 0
HR: 1	HBP: 0	SB: 0
		CS: 1

PITCHER		IP	WLS	BF	H	R	ER	SO	BB	IBB	HBP	BLK	WP	HR	S	P	ERA	WHIP
Tom Griffin, R ERA: 5.22	(1, 1)	6.0		25	8	4	4	6	1	0	0	0	0	0	55	90	6.00	1.500
Dave Tomlin, L ERA: 3.4	(7, 1)	1.0		4	1	0	0	0	0	0	0	0	0	0	9	11	0.00	1.000
Butch Metzger, R ERA: 2.02	(8, 1)	1.2	L	10	4	3	3	3	2	0	0	0	0	1	34	50	16.20	3.600
Dave Freisleben, R ERA: 3.67	(9, 1)	0.1		1	0	0	0	0	0	0	0	0	1	0	2	3	0.00	0.000

PITCHER		IP	WLS	BF	H	R	ER	SO	BB	IBB	HBP	BLK	WP	HR	S	P	ERA	WHIP

Montreal Expos @ San Diego Padres

San Diego Stadium, San Diego, CA

Sat Aug 28 1976, 10:05 PM EDT

Att. 10,545 - Unknown

livebaseballscorecards.com

BOTTOM

Batter	1	2	3	4	5	6	7	8	9	AB	R	H	RBI	BB	SO	LOB
Johnny Grubb, L (1, 7) (8, 3) OBP: 0.398, SLG: 0.418	1-1 SH1-3 2B		2-2 WP 2B		0-2 ② ③ L7 1-2			1-1 FC5-6 1B	3-2 ② F8	5	1	3	0	0	0	2
Tito Fuentes, S (1, 4) OBP: 0.309, SLG: 0.334	0-0 ① SH1-3 2-3		3-1 ② 4-3 2-H			1-0 ① 3-1		1-1 ① FC5-6 1B 2B 1-2f	4-1 1-2 BB	3	1	0	0	1	0	1
Willie Davis, L (1, 8) OBP: 0.298, SLG: 0.388	0-0 ② G3		1-0 ③ 3-1			4-1 CS BB		2-2 2B 1B 1-2 1B	1-1 ③ F8	4	1	1	0	1	0	3
Dave Winfield, R (1, 9) OBP: 0.361, SLG: 0.433	0-3 ③ K			1-0 ① F9		1-1 ② ③ F8 1-2		2-2 1B 2B 1-3 2-H		4	0	1	1	0	1	2
Mike Ivie, R (1, 3) (8, 5) OBP: 0.358, SLG: 0.425		2-1 ① 6-3		1-1 3B			2-2 L8 1B G3 1B	4-0 1B IBB		3	1	2	0	1	0	0
Fred Kendall, R (1, 2) OBP: 0.311, SLG: 0.312		0-2 1B		0-0 ② 6-3			0-1 G3 1-2 1B	1-2 ② 1-3 2-H 3-H 1B		4	0	3	1	0	0	1
Doug Rader, R (1, 5) OBP: 0.319, SLG: 0.346 Jerry Turner, L (7, PH) (8, 7) OBP: 0.313, SLG: 0.372	1-0 ② L9		3-2 ③ 6-3				0-0 ① L8 2-3	0-0 ③ B1-3		2 2	0 0	0 0	0 0	0 0	0 0	2 4
Enzo Hernandez, R (1, 6) OBP: 0.322, SLG: 0.319 Willie McCovey, L (7, PH) OBP: 0.281, SLG: 0.351 Butch Metzger, R (8, 1) Dave Freisleben, R (9, 1) OBP: 0.219, SLG: 0.258 Luis Melendez, R (9, PH) OBP: 0.256, SLG: 0.274	0-0 ③ 6-3				1-0 CS 1B		3-1 ② G3 1-2 3-H		2-1 ① 4-3	2 1 0 0 1	0 0 0 0 0	1 1 0 0 0	0 1 0 0 0	0 0 0 0 0	0 0 0 0 0	1 1 0 0 0
Tom Griffin, R (1, 1) OBP: 0.118, SLG: 0.063 Dave Tomlin, L (7, 1) Ted Kubiak, S (7, PH) OBP: 0.327, SLG: 0.291 (8, 6)			0-1 ① P3		0-0 ① F2		1-2 ③ F8		3-2 BB 1B	2 0 2	0 0 0	0 0 1	0 0 0	0 0 1	0 0 0	1 0 1
Inning Stats	R: 0 E: 0 K: 1 S: 7 H: 1 LOB: 1 BB: 0 P: 8	R: 0 E: 0 K: 0 S: 7 H: 1 LOB: 1 BB: 0 P: 10	R: 1 E: 0 K: 0 S: 8 H: 1 LOB: 0 BB: 0 P: 14	R: 0 E: 0 K: 0 S: 8 H: 1 LOB: 1 BB: 0 P: 13	R: 0 E: 0 K: 0 S: 5 H: 1 LOB: 0 BB: 0 P: 6	R: 0 E: 0 K: 0 S: 4 H: 0 LOB: 0 BB: 1 P: 10	R: 1 E: 0 K: 0 S: 11 H: 2 LOB: 1 BB: 0 P: 17	R: 2 E: 0 K: 0 S: 14 H: 4 LOB: 2 BB: 1 P: 25	R: 0 E: 0 K: 0 S: 11 H: 1 LOB: 2 BB: 1 P: 24	1B: 8 2B: 3 3B: 1 HR: 0	SF: 0 SAC: 1 DP: 0 HBP: 0						

AB	35
R	4
H	12
RBI	3
BB	3
SO	1
LOB	19

WP: 2 PB: 0 SB: 0 CS: 2 PA: 39

PITCHER		IP	WLS	BF	H	R	ER	SO	BB	IBB	HBP	BLK	WP	HR	S	P	ERA	WHIP
Don Stanhouse, R ERA: 3.33	(1, 1)	6.1		25	7	2	2	1	1	0	0	0	1	0	45	69	2.84	1.263
Chuck Taylor, R ERA: 3.75	(7, 1)	1.0		6	3	2	2	0	0	0	0	0	0	0	15	25	18.00	3.000
Dale Murray, R ERA: 2.93	(8, 1)	1.2	W	8	2	0	0	0	1	1	0	0	0	0	15	33	0.00	1.800

PITCHER	IP	WLS	BF	H	R	ER	SO	BB	IBB	HBP	BLK	WP	HR	S	P	ERA	WHIP

Batter	1	2	3	4	5	6	7	8	9	AB	R	H	RBI	BB	SO	LOB
Jerry White, S (1, 7) OBP: 0.330, SLG: 0.328	B S B X 2-1 ① 6-3		B B B S S B 4-2 BB BB		B S B S F X 2-2 4-3 9-2 2B		B X 1-0 BB 1B 1B 3-H		X 0-0 B2-3 1B 2-H	2	0	1	0	1	0	0
Jose Morales, R (7, PH) OBP: 0.356, SLG: 0.511										1	0	1	1	0	0	0
Warren Cromartie, L (7, PR) OBP: 0.245, SLG: 0.250										1	1	1	1	0	0	0
(7, 7)																
Wayne Garrett, L (1, 4) OBP: 0.363, SLG: 0.307	S S B X 1-2 1B		S 1 SAFE 1 SAFE 1 SAFE B B S B B 4-2 1-2 BB		X 0-0 ① 4-3 2-3		B B S B B 4-1 1B 1-2 BB		I I I 4-0 B2-3 IBB	2	0	1	0	3	0	1
Ellis Valentine, R (1, 8) OBP: 0.329, SLG: 0.380	1 SAFE 1 SAFE 1 SAFE X 0-0 ② L8		S B S T X 1-2 ③ F3		B S B X 2-1 ②③ 9-2 3-Hf		S X 0-1 G6-4-3 1B 1-3 2-H		S X 0-1 ② B2-3 1-2 2-3	5	0	1	1	0	0	6
Larry Parrish, R (1, 5) OBP: 0.288, SLG: 0.368	B S B S S 2-3 ③ K			S B S B F B X 3-2 BB 1B 1B		B S S T F B X 2-2 CS 1B	S X 0-1 ②③ G6-4-3 1-2f		X 0-0 ③ L5	5	0	2	0	0	1	6
Del Unser, L (1, 9) OBP: 0.268, SLG: 0.344		S S S F X 1-2 ① G3		S S F S 0-3 ① K		S X 0-1 ①② 4-3 1-2		X 0-0 ① F7		4	0	0	0	0	1	2
Tim Foli, R (1, 6) OBP: 0.277, SLG: 0.373		X 0-0 ② L9		B S X 1-1 BB 1-2 1B		B B B B 4-0 FC6-4 BB		S S S 0-3 ② K		3	0	1	0	1	1	0
Gary Carter, R (1, 2) OBP: 0.270, SLG: 0.310		B S X 1-1 ③ 5-3		S S B F B S 2-3 ② K		B X 1-0 ③ FC6-4 1-2f		B B S X 2-1 ③ 4-3		4	0	0	0	0	1	3
Earl Williams, R (1, 3) OBP: 0.289, SLG: 0.377		B S S S 1-3 ① K		S B B B 4-1 FC4 BB 1-2 2-3		B S B S X 2-2 SH1-4 1B 2B		B B B B 4-0 SH1-4 1B BB		2	0	1	0	1	1	0
Mike Jorgensen, L (7, PR) OBP: 0.350, SLG: 0.347										0	2	0	0	1	0	0
(7, 3)																
Steve Rogers, R (1, 1) OBP: 0.136, SLG: 0.121		X 0-0 ② 6-3		B B S X 2-1 ③ FC4 1-2f		S X 0-1 ① SH1-4 2-3		B S S X 1-2 ① SH1-4 1-2		2	0	0	0	0	0	3
Inning Stats	R: 0 H: 1 E: 0 LOB: 1 K: 1 BB: 0 S: 9 P: 14	R: 0 H: 0 E: 0 LOB: 0 K: 0 BB: 0 S: 7 P: 9	R: 0 H: 0 E: 0 LOB: 2 K: 1 BB: 2 S: 12 P: 22	R: 0 H: 2 E: 0 LOB: 3 K: 2 BB: 1 S: 17 P: 29	R: 0 H: 1 E: 0 LOB: 0 K: 0 BB: 0 S: 7 P: 11	R: 0 H: 1 E: 0 LOB: 1 K: 0 BB: 1 S: 8 P: 15	R: 2 H: 3 E: 0 LOB: 3 K: 0 BB: 1 S: 11 P: 18	R: 0 H: 0 E: 0 LOB: 0 K: 1 BB: 0 S: 6 P: 8	R: 1 H: 1 E: 0 LOB: 2 K: 0 BB: 2 S: 7 P: 16	1B: 7 SF: 0 2B: 3 SAC: 2 3B: 0 DP: 2 HR: 0 HBP: 0						

TOP

Montreal Expos @ San Diego Padres

San Diego Stadium, San Diego, CA

Sun Aug 29 1976, 6:33 AM EDT

Att. 7,563 - Unknown

livebaseballscorecards.com

AB	31
R	3
H	9
RBI	3
BB	7
SO	5
LOB	21

PITCHER		IP	WLS	BF	H	R	ER	SO	BB	IBB	HBP	BLK	WP	HR	S	P	ERA	WHIP
Rick Sawyer, R ERA: 2.57	(1, 1)	6.1	L	29	7	2	2	4	5	0	0	0	0	0	67	114	2.84	1.895
Dave Freisleben, R ERA: 3.63	(7, 1)	1.2		5	1	0	0	1	0	0	0	0	0	0	10	12	0.00	0.600
Butch Metzger, R ERA: 2.09	(9, 1)	1.0		6	1	1	1	0	1	1	0	0	0	0	7	16	9.00	2.000

PITCHER	IP	WLS	BF	H	R	ER	SO	BB	IBB	HBP	BLK	WP	HR	S	P	ERA	WHIP

BOTTOM

Batter	1	2	3	4	5	6	7	8	9	AB	R	H	RBI	BB	SO	LOB
Johnny Grubb, L (1, 7) OBP: 0.399, SLG: 0.420 Luis Melendez, R (9, PR) OBP: 0.256, SLG: 0.274	S B X 1-1 L8 ①		X 0-0 4-3 ③			B S X 1-1 1B			S B S F B X 2-2 1-3 1B	4	0	2	0	0	0	1
										0	0	0	0	0	0	0
Tito Fuentes, S (1, 4) OBP: 0.307, SLG: 0.331	X 0-0 4-3 ②			B S B S F X 2-2 F7 ①		X 0-0 F8 ③			S X 0-1 1-3 ① 1-2	4	0	0	0	0	0	2
Willie Davis, L (1, 8) OBP: 0.295, SLG: 0.385	B X 1-0 4-1 ③			S B S X 1-2 F8 ②			S X 0-1 L9 ①		X 0-0 F6 ②	4	0	0	0	0	0	2
Dave Winfield, R (1, 9) OBP: 0.359, SLG: 0.429		B X 1-0 L6 ①		B X 1-0 6-3 ③			B S S S B X 2-2 5-3 ②		B B X 2-0 5-3 ③	4	0	0	0	0	0	2
Mike Ivie, R (1, 3) OBP: 0.361, SLG: 0.425		S S S 0-3 K ②			H 1-0 6-3 6-3 HBP		X 0-0 1B			2	0	1	0	0	1	0
Fred Kendall, R (1, 2) OBP: 0.308, SLG: 0.310		S X 0-1 6-3 ③			B X 1-0 6-3 ① 1-2		S B S X 1-2 F9 ③			3	0	0	0	0	0	2
Doug Rader, R (1, 5) OBP: 0.317, SLG: 0.345 Jerry Turner, L (8, PH) OBP: 0.311, SLG: 0.370 Butch Metzger, R (9, 1)			S S S 0-3 K ①		S 2 S F B X SAFE 1-2 6-3 ②③ 2-3			X 0-0 F8 ①		2	0	0	0	0	1	1
										1	0	0	0	0	0	0
										0	0	0	0	0	0	0
Enzo Hernandez, R (1, 6) OBP: 0.322, SLG: 0.319			X 0-0 SH3 1B			S S X 0-2 F2 ①		B S X 1-1 5-3 ②		3	0	1	0	0	0	0
Rick Sawyer, R (1, 1) OBP: 0.357, SLG: 0.308 Dave Freisleben, R (7, 1) OBP: 0.219, SLG: 0.258 Ted Kubiak, S (8, PH) OBP: 0.326, SLG: 0.289 (9, 5)			X 0-0 SH3 ② 1-2			S X 0-1 6-3 ②		B S B X 2-1 3-1 ③		1	0	0	0	0	0	0
										0	0	0	0	0	0	0
										1	0	0	0	0	0	0
Inning Stats	R: 0 E: 0 K: 0 S: 4 H: 0 LOB: 0 BB: 0 P: 6	R: 0 E: 0 K: 1 S: 6 H: 0 LOB: 0 BB: 0 P: 7	R: 0 E: 0 K: 1 S: 6 H: 1 LOB: 1 BB: 0 P: 6	R: 0 E: 0 K: 0 S: 8 H: 0 LOB: 0 BB: 0 P: 12	R: 0 E: 0 K: 0 S: 5 H: 0 LOB: 0 BB: 0 P: 8	R: 0 E: 0 K: 0 S: 8 H: 1 LOB: 1 BB: 0 P: 9	R: 0 E: 0 K: 0 S: 9 H: 1 LOB: 1 BB: 0 P: 12	R: 0 E: 0 K: 0 S: 5 H: 0 LOB: 0 BB: 0 P: 8	R: 0 E: 0 K: 0 S: 8 H: 1 LOB: 2 BB: 0 P: 12	1B: 4 2B: 0 3B: 0 HR: 0		SF: 0 SAC: 1 DP: 0 HBP: 1				

PITCHER	IP	WLS	BF	H	R	ER	SO	BB	IBB	HBP	BLK	WP	HR	S	P	ERA	WHIP
Steve Rogers, R (1, 1) ERA: 3.31	9.0	W	31	4	0	0	2	0	0	1	0	0	0	59	80	0.00	0.444

PITCHER	IP	WLS	BF	H	R	ER	SO	BB	IBB	HBP	BLK	WP	HR	S	P	ERA	WHIP

Montreal Expos @ San Diego Padres

San Diego Stadium, San Diego, CA

Sun Aug 29 1976, 6:33 AM EDT

Att. 7,563 - Unknown

livebaseballscorecards.com

AB	29
R	0
H	4
RBI	0
BB	0
SO	2
LOB	10

PA: 31

Batter	1	2	3	4	5	6	7	8	9	AB	R	H	RBI	BB	SO	LOB
Davey Lopes, R (1, 4) OBP: 0.311, SLG: 0.313	S B S X 1-2 S 1B 2B 1B	S X 0-1 ③ F7		B B B S B 4-1 BB		B B B B 4-0 BB		S B B X 2-1 ② ③ G6-4-3 1-2f		3	1	1	0	2	0	2
Bill Buckner, L (1, 7) OBP: 0.331, SLG: 0.387	1 SAFE 1 SAFE 1 B B S X 2-1 S 2B 1-2 1B	S B B B S F B X 3-2 ① 4-3	S X 0-1 ③ L7	S B X 1-1 ③ 4-3		B B X 2-0 E SH2-4 SF3 1B			5	2	2	0	0	0	4
Bill Russell, R (1, 6) OBP: 0.324, SLG: 0.378	B B S B X 3-1 FC4-6 2B 1-H 2-H	B S S B B X 3-2 ② P4	B S S S X 1-2 1B 1B	B S B X 2-1 ① 5-3		B X 1-0 ① SH2-4 1-2			4	0	2	2	0	0	0
Steve Garvey, R (1, 3) OBP: 0.344, SLG: 0.431	S B B S B X 3-2 ① F9	X 0-0 3B	B S S B F B S 3-3 ③ K	B S X 1-1 ① F3		X 0-0 ② 6-3			B 2 SAFE S B S B B B 4-2 3B 2-3 BB	4	1	1	0	1	0	2
Ron Cey, R (1, 5) OBP: 0.384, SLG: 0.476	B B I I 4-0 FC4-6 IBB			S B B X 2-1 1-2 1B		S B B S B X 3-2 ③ F7			B S B X 2-1 ② SF3 3-H	3	0	1	1	1	1	1
Lee Lacy, R (1, 8) OBP: 0.327, SLG: 0.378	S S B X 1-2 ② FC4-6 1-2f 2-3	B X 1-0 FC5-4 1B	X 0-0 ② L9					X 0-0 1B SH1-3 1B 1B	S S B F X 1-2 3B 1-H	5	1	3	1	0	0	4
Dusty Baker Jr., R (1, 9) OBP: 0.300, SLG: 0.310	B B S S B S 3-3 ③ K	B S B B X 3-1 ① FC5-4 SH5-4 BB 1-2f	X 0-0 ③ F7					1 SAFE B B S X 2-1 ① SH1-3 1-2	X 0-0 ③ 4-3	4	0	0	0	0	1	6
Steve Yeager, R (1, 2) OBP: 0.292, SLG: 0.366		S B B S S B B 4-2 G1-6-4 BB	1 SAFE 1 SAFE B S S B B B 4-2 SH5-4 1-2 BB			X 0-0 ① 5-3		B B X 2-0 1B 2-3 1B		2	0	1	0	2	0	0
Doug Rau, L (1, 1) OBP: 0.254, SLG: 0.157 Reggie Smith, S (8, PH) OBP: 0.306, SLG: 0.444 Charlie Hough, R (8, 1) OBP: 0.278, SLG: 0.389		X 0-0 ① ② G1-6-4 1-2f	X 0-0 ② SH5-4 1-2 2-3			S S B S 1-3 ② K		S S B X 1-2 G6-4-3 1-2 3-H 1B		2 1 0	0 0 0	0 1 0	0 1 0	1 0 0	1 0 0	1 0 0
Inning Stats	R: 2 E: 0 K: 1 S: 16 H: 3 LOB: 2 BB: 1 P: 33	R: 0 E: 0 K: 0 S: 5 H: 0 LOB: 0 BB: 1 P: 9	R: 0 E: 0 K: 1 S: 12 H: 1 LOB: 1 BB: 0 P: 21	R: 0 E: 0 K: 0 S: 9 H: 1 LOB: 3 BB: 2 P: 21	R: 0 E: 0 K: 0 S: 9 H: 2 LOB: 2 BB: 0 P: 13	R: 0 E: 0 K: 1 S: 6 H: 0 LOB: 1 BB: 1 P: 12	R: 0 E: 0 K: 0 S: 6 H: 0 LOB: 0 BB: 0 P: 11	R: 1 E: 0 K: 0 S: 9 H: 3 LOB: 1 BB: 0 P: 16	R: 2 E: 1 K: 0 S: 11 H: 2 LOB: 1 BB: 1 P: 21	1B: 9 2B: 1 3B: 2 HR: 0 SF: 1 SAC: 3 DP: 2 HBP: 0						

TOP

Los Angeles Dodgers @ Montreal Expos

Jarry Park, Montreal, QB

Tue Aug 31 1976, 7:05 PM EDT

Att. 9,369 - Unknown - 59 F

livebaseballscorecards.com

AB	33
R	5
H	12
RBI	5
BB	6
SO	3
LOB	20

PITCHER		IP	WLS	BF	H	R	ER	SO	BB	IBB	HBP	BLK	WP	HR	S	P	ERA	WHIP
Woodie Fryman, L ERA: 3.43	(1, 1)	7.0	L	32	7	2	2	3	4	1	0	0	0	0	63	120	2.57	1.571
Dale Murray, R ERA: 3.01	(8, 1)	0.1		4	3	1	1	0	0	0	0	0	0	0	7	12	27.00	9.000
Chuck Taylor, R ERA: 4.21	(8, 1)	1.2		7	2	2	2	0	1	0	0	0	0	0	13	25	10.80	1.800

PITCHER	IP	WLS	BF	H	R	ER	SO	BB	IBB	HBP	BLK	WP	HR	S	P	ERA	WHIP

BOTTOM

Los Angeles Dodgers @ Montreal Expos

Jarry Park, Montreal, QB

Tue Aug 31 1976, 7:05 PM EDT

Att. 9,369 - Unknown - 59 F

livebaseballscorecards.com

Batter	1	2	3	4	5	6	7	8	9	AB	R	H	RBI	BB	SO	LOB
Bombo Rivera, R (1, 7) OBP: 0.328, SLG: 0.418 Jose Morales, R (9, PH) OBP: 0.353, SLG: 0.508	B S B X 2-1 L3 1B		B S S B F B B 4-2 L3 BB		X 0-0 ① F8		X 0-0 ① P6		B X 1-0 ③ 4-3	3 0 1 0 1 0 0 1 0 0 0 0 0 1						
Wayne Garrett, L (1, 4) OBP: 0.362, SLG: 0.305	B S B S X 2-2 ①② L3 1-2		1 SAFE 1 SAFE 1 SAFE 1 SAFE 1 SAFE S B B X 2-1 ①② L3 1-2		B B S B B 4-1 BB		B X 1-0 ② 4-3			3 0 0 0 1 0 2						
Ellis Valentine, R (1, 8) OBP: 0.333, SLG: 0.391 Jerry White, S (7, 8) OBP: 0.329, SLG: 0.327 Chuck Taylor, R (8, 1)	B B S B B 4-1 BB		S X 0-1 3B		S S F X 0-2 ② F8		S S B C 1-3 ③ K			2 0 1 0 1 0 1 1 0 0 0 0 1 0 0 0 0 0 0 0 0						
Larry Parrish, R (1, 5) OBP: 0.285, SLG: 0.364	S B B S S 2-3 ③ K		S B S B B X 3-2 ③ F5		S B S X 1-2 ③ F7			S S B B F S 2-3 ① K		4 0 0 0 0 2 3						
Gary Carter, R (1, 9) OBP: 0.277, SLG: 0.312		B S S F B B B 4-2 1B BB		S X 0-1 5-3 1B		B B B 4-0 BB		B B S X 2-1 ② F8		2 0 1 0 2 0 0						
Tim Foli, R (1, 6) OBP: 0.274, SLG: 0.369		X 0-0 ① F8		B X 1-0 ① 5-3 1-2		X 0-0 ① F5		B X 1-0 ③ P4		4 0 0 0 0 0 3						
Earl Williams, R (1, 3) OBP: 0.289, SLG: 0.373		S B B X 2-1 ② F7		B B B 4-0 1B BB		S S B B S 2-3 ② K			B S B S F X 2-2 ① L7	3 0 0 0 1 1 2						
Barry Foote, R (1, 2) OBP: 0.254, SLG: 0.336		S B X 1-1 1-3 1B		S B B X 2-1 ② 1-2 2-H 1B		S S S 0-3 ③ K			X 0-0 ② 5-3	4 0 2 0 0 1 1						
Woodie Fryman, R (1, 1) OBP: 0.132, SLG: 0.115 Andre Thornton, R (7, PH) OBP: 0.326, SLG: 0.387 Dale Murray, R (8, 1) Del Unser, L (8, 8) OBP: 0.270, SLG: 0.348		S B S F S 1-3 ③ K		X 0-0 ③ 1-3			B S B X 2-1 HR		S S F X 0-2 2B	2 0 0 0 0 1 4 1 1 1 1 0 0 0 0 0 0 0 0 0 0 1 0 1 0 0 0 0						
Inning Stats	R: 0 E: 0 K: 1 S: 9 H: 1 LOB: 1 BB: 1 P: 19	R: 0 E: 0 K: 1 S: 12 H: 1 LOB: 2 BB: 1 P: 20	R: 0 E: 0 K: 0 S: 10 H: 1 LOB: 1 BB: 1 P: 19	R: 0 E: 0 K: 0 S: 6 H: 2 LOB: 2 BB: 1 P: 13	R: 0 E: 0 K: 0 S: 9 H: 0 LOB: 1 BB: 1 P: 14	R: 0 E: 0 K: 2 S: 7 H: 0 LOB: 1 BB: 1 P: 13	R: 1 E: 0 K: 1 S: 7 H: 1 LOB: 0 BB: 0 P: 11	R: 0 E: 0 K: 1 S: 7 H: 0 LOB: 0 BB: 0 P: 12	R: 0 E: 0 K: 0 S: 10 H: 1 LOB: 1 BB: 0 P: 13	1B: 4 2B: 3 3B: 1 HR: 1 SF: 0 SAC: 0 DP: 2 HBP: 0							

	AB	31
	R	1
	H	7
	RBI	1
	BB	6
	SO	6
	LOB	17

	WP: 0	PA: 37
	PB: 0	
	SB: 0	
	CS: 0	

PITCHER		IP	WLS	BF	H	R	ER	SO	BB	IBB	HBP	BLK	WP	HR	S	P	ERA	WHIP
Doug Rau, L ERA: 2.66	(1, 1)	7.0	W	30	6	1	1	5	6	0	0	0	0	1	60	109	1.29	1.714
Charlie Hough, R ERA: 2.25	(8, 1)	2.0	S	7	1	0	0	1	0	0	0	0	0	0	17	25	0.00	0.500

PITCHER	IP	WLS	BF	H	R	ER	SO	BB	IBB	HBP	BLK	WP	HR	S	P	ERA	WHIP

Batter	1	2	3	4	5	6	7	8	9	AB	R	H	RBI	BB	SO	LOB
Davey Lopes, R (1, 4) OBP: 0.308, SLG: 0.310	B S X 1-1 1-4-3 ①			S S B S 1-3 K ①		S B S B C 2-3 K ①		X 0-0 F9 ②		4	0	0	0	0	2	0
Bill Buckner, L (1, 7) OBP: 0.332, SLG: 0.388	B X 1-0 L3 ②			S B X 1-1 1B 1B 1B		B B S X 2-1 1B WP FC2-5-2 1B		S B S S 1-3 K ③		4	1	2	0	0	1	0
Reggie Smith, S (1, 9) OBP: 0.308, SLG: 0.445	B S S B S 2-3 K ③			X 0-0 1B 1B 1-2 1B		B X 1-0 FC2-5-2 1-3 1B			S B S B S 2-3 K ①	4	1	2	0	0	2	0
Steve Garvey, R (1, 3) OBP: 0.343, SLG: 0.430		X 0-0 6-3 ①		S S B X 1-2 1B 1-3 2-H 1B		S X 0-1 FC2-5-2 1-3 3-H			S X 0-1 L8 ②	4	0	1	1	0	0	2
Ron Cey, R (1, 5) OBP: 0.384, SLG: 0.475		B B S S B B 4-2 G1-6-3 BB		B X 1-0 G4-6-3 1-2 3-H 1B		S X 0-1 F9 ③			B S S S 1-3 K ③	3	0	1	1	1	1	2
Bill Russell, R (1, 6) OBP: 0.322, SLG: 0.375		X 0-0 G1-6-3 ② ③ 1-2f		S X 0-1 G4-6-3 ② ③ 1-2f			S B S X 1-2 F7 ①			3	0	0	0	0	0	3
Lee Lacy, R (1, 8) OBP: 0.324, SLG: 0.374			X 0-0 6-3 ①		S S B B F S 2-3 K ①		S S X 0-2 P4 ②			3	0	0	0	0	1	0
Steve Yeager, R (1, 2) OBP: 0.289, SLG: 0.362			S S B F B F B X 3-2 5-3 ②		B S S X 1-2 F8 ②		S B B S F S 2-3 K ③			3	0	0	0	0	1	0
Don Sutton, R (1, 1) OBP: 0.176, SLG: 0.118 Charlie Hough, R (9, 1) OBP: 0.278, SLG: 0.389			B S X 1-1 6-3 ③		S S C 0-3 K ③			B S X 1-1 5-3 ①		3 0	0 0	0 0	0 0	0 0	1 0	0 0
Inning Stats	R: 0 E: 0 K: 1 S: 6 H: 0 LOB: 0 BB: 0 P: 10	R: 0 E: 0 K: 0 S: 4 H: 0 LOB: 0 BB: 1 P: 8	R: 0 E: 0 K: 0 S: 8 H: 0 LOB: 0 BB: 0 P: 12	R: 2 E: 0 K: 1 S: 12 H: 4 LOB: 1 BB: 0 P: 16	R: 0 E: 0 K: 2 S: 10 H: 0 LOB: 0 BB: 0 P: 13	R: 0 E: 0 K: 1 S: 10 H: 2 LOB: 2 BB: 0 P: 15	R: 0 E: 0 K: 1 S: 10 H: 0 LOB: 0 BB: 0 P: 13	R: 0 E: 0 K: 1 S: 6 H: 0 LOB: 0 BB: 0 P: 8	R: 0 E: 0 K: 2 S: 8 H: 0 LOB: 0 BB: 0 P: 11	1B: 6 2B: 0 3B: 0 HR: 0 SF: 0 SAC: 0 DP: 2 HBP: 0						

WP: 1 PB: 0 SB: 0 CS: 0 PA: 32

PITCHER	IP	WLS	BF	H	R	ER	SO	BB	IBB	HBP	BLK	WP	HR	S	P	ERA	WHIP
Steve Rogers, R (1, 1) ERA: 3.24	9.0	L	32	6	2	2	9	1	0	0	0	1	0	74	106	2.00	0.778

PITCHER	IP	WLS	BF	H	R	ER	SO	BB	IBB	HBP	BLK	WP	HR	S	P	ERA	WHIP

TOP

Los Angeles Dodgers @ Montreal Expos

Jarry Park, Montreal, QB

Thu Sep 02 1976, 7:05 PM EDT

Unknown - 61 F

livebaseballscorecards.com

AB	31
R	2
H	6
RBI	2
BB	1
SO	9
LOB	7

Batter	1	2	3	4	5	6	7	8	9	AB	R	H	RBI	BB	SO	LOB
Jerry White, S (1, 8) OBP: 0.323, SLG: 0.321	K		G3		FC6 1-2f		F7		4-3	5	0	0	0	0	1	3
Wayne Garrett, L (1, 4) OBP: 0.361, SLG: 0.302	L9		F3			2B SF8 BB	F8			3	1	0	0	1	0	0
Larry Parrish, R (1, 5) OBP: 0.285, SLG: 0.365	4-3			F4		HBP 1-3 2B		F3		4	0	1	0	0	0	0
Andre Thornton, R (1, 3) OBP: 0.325, SLG: 0.382		F7		K		HBP BB		F5		3	0	0	0	1	1	0
Del Unser, L (1, 9) OBP: 0.270, SLG: 0.348		K		2-3		SF8 3-H		1B		3	0	1	1	0	1	0
Tim Foli, R (1, 6) OBP: 0.274, SLG: 0.368		BB 1B			F9	K		K		4	0	1	0	0	2	3
Gary Carter, R (1, 2) OBP: 0.283, SLG: 0.313		1-2 BB			1B 1B	1-2 2-3 HBP			1-3	2	0	1	0	1	0	0
Warren Cromartie, L (1, 7) OBP: 0.236, SLG: 0.241 Jose Morales, R (6, PH) OBP: 0.350, SLG: 0.504 Mike Jorgensen, L (7, 7) OBP: 0.352, SLG: 0.349		P6			F7	K			1-3 1B	2 1 1	0 0 0	0 0 1	0 0 0	0 0 0	0 1 0	3 3 0
Steve Rogers, R (1, 1) OBP: 0.145, SLG: 0.131 Earl Williams, R (9, PH) OBP: 0.288, SLG: 0.372			K		FC6 1-3 1B		1-3		1-3 1-2	3 1	0 0	1 0	0 0	0 0	1 0	0 1
Inning Stats	R: 0 E: 0 K: 1 S: 9 H: 0 LOB: 0 BB: 0 P: 12	R: 0 E: 0 K: 1 S: 8 H: 1 LOB: 2 BB: 1 P: 20	R: 0 E: 0 K: 1 S: 8 H: 0 LOB: 0 BB: 0 P: 13	R: 0 E: 0 K: 1 S: 10 H: 0 LOB: 0 BB: 0 P: 14	R: 0 E: 0 K: 0 S: 11 H: 2 LOB: 2 BB: 0 P: 16	R: 1 E: 0 K: 2 S: 11 H: 1 LOB: 3 BB: 2 P: 25	R: 0 E: 0 K: 0 S: 7 H: 0 LOB: 0 BB: 0 P: 8	R: 0 E: 0 K: 1 S: 11 H: 1 LOB: 1 BB: 0 P: 17	R: 0 E: 0 K: 0 S: 6 H: 1 LOB: 1 BB: 0 P: 10	1B: 5 2B: 1 3B: 0 HR: 0	SF: 1 SAC: 0 DP: 0 HBP: 1			WP: 0 PB: 0 SB: 0 CS: 0		PA: 37	

PITCHER	IP	WLS	BF	H	R	ER	SO	BB	IBB	HBP	BLK	WP	HR	S	P	ERA	WHIP
Don Sutton, R (1, 1) ERA: 3.61	8.2	W	36	6	1	1	7	3	0	1	0	0	0	80	132	1.04	1.038
Charlie Hough, R (9, 1) ERA: 2.24	0.1	S	1	0	0	0	0	0	0	0	0	0	0	1	3	0.00	0.000

PITCHER	IP	WLS	BF	H	R	ER	SO	BB	IBB	HBP	BLK	WP	HR	S	P	ERA	WHIP

BOTTOM

Los Angeles Dodgers @ Montreal Expos

Jarry Park, Montreal, QB

Thu Sep 02 1976, 7:05 PM EDT

Unknown - 61 F

livebaseballscorecards.com

AB	32
R	1
H	6
RBI	1
BB	3
SO	7
LOB	13

Los Angeles Dodgers @ Montreal Expos

Jarry Park, Montreal, QB

Thu Sep 02 1976, 7:05 PM EDT

Att. 7,181 - Unknown

TOP

livebaseballscorecards.com

Batter	1	2	3	4	5	6	7	8	9	AB	R	H	RBI	BB	SO	LOB
Davey Lopes, R (1, 4) OBP: 0.309, SLG: 0.311	1-0 1B S 1B 1B	2-1 SH1-4 1-2 2-3		2-1 F3		1-2 1-3		0-2 1B 1-2 1B		2	1	1	0	0	0	1
Jim Lyttle, L (6, PH) OBP: 0.353, SLG: 0.381										1	0	0	0	0	0	2
Ted Sizemore, R (6, 4) OBP: 0.284, SLG: 0.283										1	0	1	0	0	0	0
Bill Buckner, L (1, 7) OBP: 0.335, SLG: 0.392	0-0 1B 2B 1-3 1B	1-0 SF9 3-H			2-2 3-1 WP 2B		1-2 4-3	2-0 FC6-4 1-2 2-H 1B		4	2	3	2	0	0	0
Reggie Smith, S (1, 9) OBP: 0.307, SLG: 0.441	1-3 K	2-3 K			3-2 3-1 2-3		2-0 FC6-4 1B	0-1 FC6-4 1-2f		5	0	1	0	0	2	6
Steve Garvey, R (1, 3) OBP: 0.342, SLG: 0.428	1-1 2B 1-3 3-H 1B		3-3 K		1-2 L7 3-H		2-2 FC6-4 1B 1-2f		0-1 4-3	5	0	1	1	0	1	1
Ron Cey, R (1, 5) OBP: 0.387, SLG: 0.478	2-1 1-3 3-H 2B		4-2 CS BB		3-1 L7		2-1 FC6-4 1-3 1B		0-1 4-3	4	0	2	1	1	0	0
Bill Russell, R (1, 6) OBP: 0.322, SLG: 0.376	4-0 G6-4-3 BB		1-0 F9			0-0 4-3 2B	0-1 FC6-4 1-2f		0-0 4-3	4	0	1	0	1	0	3
Lee Lacy, R (1, 8) OBP: 0.323, SLG: 0.370	0-0 G6-4-3 1-2f		0-0 CS 1-2	4-2 BB		1-1 4-3 2-3		3-2 3-1		3	0	0	0	1	0	4
Steve Yeager, R (1, 2) OBP: 0.291, SLG: 0.362		0-1 SH1-4 1B SF9 1B		1 SAFE 1 SAFE 1-3 K		3-2 SH1-3 HBP		2-0 L4		3	1	1	0	0	1	1
Rick Rhoden, R (1, 1) OBP: 0.317, SLG: 0.403		1-2 SH1-4 1-2 1B		2-1 F9		1-1 SH1-3 1-2		4-0 1B 1B BB		2	0	1	0	0	0	1
Elias Sosa, R (4, 1) OBP: 0.143, SLG: 0.143										0	0	0	0	0	0	0
Ed Goodson, L (8, PH) OBP: 0.250, SLG: 0.276										0	0	0	0	1	0	0
Rick Auerbach, R (8, PR) OBP: 0.178, SLG: 0.098										0	1	0	0	0	0	0
Charlie Hough, R (8, 1) OBP: 0.278, SLG: 0.389										0	0	0	0	0	0	0
Inning Stats	R: 2 E: 0 K: 1 S: 12 H: 4 LOB: 2 BB: 1 P: 21	R: 1 E: 0 K: 1 S: 11 H: 2 LOB: 1 BB: 0 P: 17	R: 0 E: 0 K: 1 S: 6 H: 0 LOB: 0 BB: 1 P: 14	R: 0 E: 0 K: 1 S: 11 H: 0 LOB: 1 BB: 1 P: 20	R: 1 E: 0 K: 0 S: 11 H: 1 LOB: 0 BB: 0 P: 20	R: 0 E: 0 K: 0 S: 11 H: 1 LOB: 2 BB: 0 P: 17	R: 0 E: 0 K: 0 S: 13 H: 2 LOB: 2 BB: 0 P: 20	R: 1 E: 0 K: 0 S: 11 H: 2 LOB: 2 BB: 1 P: 22	R: 0 E: 0 K: 0 S: 5 H: 0 LOB: 0 BB: 0 P: 5	1B: 9 2B: 3 3B: 0 HR: 0 SF: 1 SAC: 2 DP: 1 HBP: 1							

	AB	34
	R	5
	H	12
	RBI	4
	BB	4
	SO	4
	LOB	19

WP: 1 PB: 0 SB: 1 CS: 1 PA: 43

PITCHER		IP	WLS	BF	H	R	ER	SO	BB	IBB	HBP	BLK	WP	HR	S	P	ERA	WHIP
Steve Dunning, R ERA: 4.42	(1, 1)	5.2	L	27	8	4	4	4	3	0	1	0	1	0	59	105	6.35	1.941
Joe Kerrigan, R ERA: 3.95	(6, 1)	1.1		6	2	0	0	0	0	0	0	0	0	0	16	24	0.00	1.500
Dale Murray, R ERA: 3.04	(8, 1)	2.0		9	2	1	1	0	1	0	0	0	0	0	16	27	4.50	1.500

PITCHER		IP	WLS	BF	H	R	ER	SO	BB	IBB	HBP	BLK	WP	HR	S	P	ERA	WHIP

BOTTOM

Los Angeles Dodgers @ Montreal Expos

Jarry Park, Montreal, QB

Thu Sep 02 1976, 7:05 PM EDT

Att. 7,181 - Unknown

livebaseballscorecards.com

Batter	1	2	3	4	5	6	7	8	9	AB	R	H	RBI	BB	SO	LOB
Jerry White, S (1, 8) OBP: 0.319, SLG: 0.316	F6	F7			F7		1-3		F2 3-H	4	0	0	0	0	0	2
Dale Murray, R (8, 1)										0	0	0	0	0	0	0
Jose Morales, R (9, PH) OBP: 0.348, SLG: 0.500										1	0	0	0	0	0	0
Wayne Garrett, L (1, 4) OBP: 0.361, SLG: 0.300	BB 1B		F9		K		FC5-4 BB		F5	3	0	0	0	2	1	0
Larry Parrish, R (1, 5) OBP: 0.287, SLG: 0.367	G6-4-3 1-2 1B		1B		5-3		FC5-4 1-2f			4	0	2	0	0	0	1
Earl Williams, R (1, 3) OBP: 0.291, SLG: 0.375	G6-4-3 1-2f		F9			1B 2B		BB		3	1	1	0	1	0	3
Del Unser, L (1, 9) (8, 8)		HR	4-3			K		F6		4	1	1	1	0	1	3
Tim Foli, R (1, 6) OBP: 0.271, SLG: 0.365		F4		F9		5-3		F6		4	0	0	0	0	0	2
Mike Jorgensen, L (1, 7) OBP: 0.357, SLG: 0.355		1B 1B		1B		2-H 1B		F4		4	0	3	1	0	0	1
Barry Foote, R (1, 2) OBP: 0.253, SLG: 0.335		1-2 1B		F3		L8			6-3	4	0	1	0	0	0	2
Steve Dunning, R (1, 1) OBP: 0.267, SLG: 0.154		K		5-3			4-3		E8 WP 1B	2	0	0	0	0	1	3
Joe Kerrigan, R (6, 1)										0	0	0	0	0	0	0
Warren Cromartie, L (7, PH) OBP: 0.246, SLG: 0.250 (8, 9)										2	1	1	0	0	0	0

	AB	35
	R	3
	H	9
	RBI	2
	BB	3
	SO	3
	LOB	17

Inning Stats	1	2	3	4	5	6	7	8	9
	R: 0 H: 1 E: 0 LOB: 1 K: 0 BB: 1 S: 5 P: 11	R: 1 H: 3 E: 0 LOB: 2 K: 1 BB: 0 S: 9 P: 14	R: 0 H: 1 E: 0 LOB: 1 K: 0 BB: 0 S: 6 P: 11	R: 0 H: 1 E: 0 LOB: 1 K: 0 BB: 0 S: 5 P: 5	R: 0 H: 0 E: 0 LOB: 0 K: 1 BB: 0 S: 8 P: 13	R: 1 H: 2 E: 0 LOB: 1 K: 1 BB: 0 S: 11 P: 13	R: 0 H: 0 E: 0 LOB: 1 K: 0 BB: 1 S: 9 P: 16	R: 0 H: 0 E: 0 LOB: 1 K: 0 BB: 1 S: 10 P: 19	R: 1 H: 1 E: 1 LOB: 0 K: 0 BB: 0 S: 8 P: 12

	1B: 7	SF: 0	WP: 1	PA: 38
	2B: 1	SAC: 0	PB: 0	
	3B: 0	DP: 1	SB: 0	
	HR: 1	HBP: 0	CS: 0	

PITCHER		IP	WLS	BF	H	R	ER	SO	BB	IBB	HBP	BLK	WP	HR	S	P	ERA	WHIP
Rick Rhoden, R ERA: 2.98	(1, 1)	3.0		14	5	1	1	1	1	0	0	0	0	1	20	36	3.00	2.000
Elias Sosa, R ERA: 3.98	(4, 1)	4.0	W	16	3	1	1	2	1	0	0	0	0	0	33	47	2.25	1.000
Charlie Hough, R ERA: 2.2	(8, 1)	2.0	S	8	1	1	0	0	1	0	0	0	1	0	18	31	0.00	1.000

PITCHER	IP	WLS	BF	H	R	ER	SO	BB	IBB	HBP	BLK	WP	HR	S	P	ERA	WHIP

Batter	1	2	3	4	5	6	7	8	9	AB	R	H	RBI	BB	SO	LOB
Frank Taveras, R (1, 6) OBP: 0.323, SLG: 0.293	G2	1B S SF7 1B		1B BB	K			1B BLK 1B	F4	5	2	2	0	1	1	3
Omar Moreno, L (1, 8) OBP: 0.385, SLG: 0.412	2B 1B BB	S 1B		F8		F6		F7 1-2		4	1	1	0	1	0	2
Richie Zisk, R (1, 7) OBP: 0.343, SLG: 0.481 Bill Robinson, R (8, 7) OBP: 0.325, SLG: 0.539	1B 1B 1-3 2B	SF7 1-2 3-H		G4-6-3 1-3 1B		K HR		WP 1B 2-3 1B		4 0	2 0	3 0	1 0	0 0	1 0	0 0
Willie Stargell, L (1, 3) OBP: 0.336, SLG: 0.449	1B 1B 2-3 3-H 1B	P6		G4-6-3 1-2f		F8		WP 1-2 3-H 1B		5	1	2	2	0	0	4
Dave Parker, L (1, 9) OBP: 0.338, SLG: 0.463	1B FC6-4 1-2 3-H 1B	4-3			S 1B 1B	1-H HR		K 1-2 2-3		5	3	3	3	0	1	3
Richie Hebner, L (1, 5) OBP: 0.302, SLG: 0.326	FC6-4 1-3 2-H 1B		L3		2B 1-H 1B	F5		F8		5	0	2	2	0	0	2
Rennie Stennett, R (1, 4) OBP: 0.296, SLG: 0.353	FC6-4 IBB		F8		2-3 2B		6-3		4-3	4	0	1	0	1	0	0
Manny Sanguillen, R (1, 2) OBP: 0.336, SLG: 0.375	FC6-4 1-2f 2-3 3-H		1B		L1		1-3		F6	5	0	1	1	0	0	4
Jim Rooker, R (1, 1) OBP: 0.233, SLG: 0.345 Bob Moose, R (6, 1) OBP: 0.273, SLG: 0.727 Ramon Hernandez, S (8, 1) Al Oliver, L (9, PH) OBP: 0.363, SLG: 0.490 Kent Tekulve, R (9, 1)	K		F9		L1		5-3		1B	3 1 0 1 0	0 0 0 0 0	0 0 0 1 0	0 0 0 0 0	0 0 0 0 0	1 0 0 0 0	5 0 0 0 0
Inning Stats	R: 4 E: 0 K: 1 S: 18 H: 4 LOB: 2 BB: 2 P: 30	R: 1 E: 0 K: 0 S: 12 H: 2 LOB: 1 BB: 0 P: 17	R: 0 E: 0 K: 0 S: 9 H: 1 LOB: 1 BB: 0 P: 13	R: 0 E: 0 K: 0 S: 7 H: 1 LOB: 1 BB: 1 P: 14	R: 1 E: 0 K: 1 S: 13 H: 3 LOB: 2 BB: 0 P: 17	R: 2 E: 0 K: 1 S: 8 H: 1 LOB: 0 BB: 0 P: 12	R: 0 E: 0 K: 0 S: 5 H: 0 LOB: 0 BB: 0 P: 7	R: 1 E: 0 K: 1 S: 13 H: 3 LOB: 2 BB: 0 P: 19	R: 0 E: 0 K: 0 S: 5 H: 1 LOB: 1 BB: 0 P: 7	1B: 13 2B: 2 3B: 0 HR: 1 SF: 1 SAC: 0 DP: 1 HBP: 0						

TOP

Pittsburgh Pirates @ Montreal Expos

Jarry Park, Montreal, QB

Fri Sep 03 1976, 7:05 PM EDT

Unknown

livebaseballscorecards.com

AB	42
R	9
H	16
RBI	9
BB	3
SO	4
LOB	23

WP: 1 PB: 1 SB: 3 CS: 0 PA: 46

PITCHER		IP	WLS	BF	H	R	ER	SO	BB	IBB	HBP	BLK	WP	HR	S	P	ERA	WHIP
Don Stanhouse, R ERA: 3.55	(1, 1)	3.1	L	21	8	5	5	1	2	1	0	0	0	0	44	71	13.50	3.000
Joe Kerrigan, R ERA: 4.03	(4, 1)	1.2		7	3	1	1	1	0	0	0	0	0	0	15	20	5.40	1.800
Clay Kirby, R ERA: 5.63	(6, 1)	1.0		5	1	2	0	1	0	0	0	0	0	1	8	12	0.00	1.000
Chip Lang, R ERA: 4.5	(7, 1)	2.0		9	3	1	1	1	0	0	0	1	1	0	18	26	4.50	1.500
Chuck Taylor, R ERA: 4.05	(9, 1)	1.0		4	1	0	0	0	0	0	0	0	0	0	5	7	0.00	1.000

PITCHER	IP	WLS	BF	H	R	ER	SO	BB	IBB	HBP	BLK	WP	HR	S	P	ERA	WHIP

Pittsburgh Pirates @ Montreal Expos

Jarry Park, Montreal, QB

Fri Sep 03 1976, 7:05 PM EDT

Unknown

BOTTOM

Batter	1	2	3	4	5	6	7	8	9	AB	R	H	RBI	BB	SO	LOB
Jerry White, S (1, 8) OBP: 0.314, SLG: 0.311	1-2 ① 4-3		0-2 ③ F3		0-0 ③ F4		1-3 ② K		1-1 ② 1-3	4	0	0	0	0	1	0
Warren Cromartie, L (9, PH) OBP: 0.241, SLG: 0.246										1	0	0	0	0	0	0
Bombo Rivera, R (1, 7) OBP: 0.326, SLG: 0.413	0-0 ② 4-3			3-2 E6, 1B, SF8		2-0 WP, 1B, SF9, 1B	0-0 ③ 6-3		1-2 ③ 6-3	4	2	1	0	0	0	0
Mike Jorgensen, L (9, PH) OBP: 0.356, SLG: 0.354										1	0	0	0	0	0	0
Larry Parrish, R (1, 5) OBP: 0.289, SLG: 0.373	3-2 ③ F9			0-0 ① 6-3		3-1 WP, 1B, 1-2, 1B		0-1 4-3, 3B		4	2	2	0	0	0	1
Earl Williams, R (1, 3) OBP: 0.290, SLG: 0.375		1-3 ① K		0-0 1B, 2-3		1-1 ① SF9, 1-2, 2-H		1-0 ① 4-3, 3-H		3	0	1	2	0	1	0
Gary Carter, R (1, 9) OBP: 0.290, SLG: 0.318		1-1 FC4, 1B		2-2 ② SF8, 3-H		4-2 1B, BB		2-1 HR, 1B		2	1	2	1	1	0	0
Tim Foli, R (1, 6) OBP: 0.274, SLG: 0.373		1-0 ② FC4, 1-2f		0-0 ③ F8		0-2 1-2, 2-H, 1B		1 SAFE, 2-0 1-H, HR		4	1	2	3	0	0	2
Pete Mackanin, R (1, 4) OBP: 0.258, SLG: 0.348	1-3 ③ K				0-1 HR	2-3 ② K		2-2 ② 4-3		2	1	1	1	0	1	1
Wayne Garrett, L (6, PH) (7, 4)										2	0	0	0	0	1	2
Barry Foote, R (1, 2) OBP: 0.252, SLG: 0.332			1-0 ① 6-3		0-1 ① L4	1-2 ③ 4-3		3-1 ③ F4		2	0	0	0	0	0	0
Clay Kirby, R (6, 1) OBP: 0.105, SLG: 0.111										0	0	0	0	0	0	0
Del Unser, L (6, PH) OBP: 0.269, SLG: 0.354										1	0	0	0	0	0	2
Chip Lang, R (7, 1) OBP: 0.250, SLG: 0.250										0	0	0	0	0	0	0
Andre Thornton, R (8, PH) OBP: 0.324, SLG: 0.381										1	0	0	0	0	0	0
Chuck Taylor, R (9, 1)										0	0	0	0	0	0	0
Don Stanhouse, R (1, 1) OBP: 0.313, SLG: 0.295			0-1 ② 4-3		0-1 ② L4		0-0 ① 4-3		0-0 ① L8	1	0	0	0	0	0	0
Joe Kerrigan, R (4, 1)										0	0	0	0	0	0	0
Jose Morales, R (5, PH) OBP: 0.340, SLG: 0.489										3	0	0	0	0	0	0
(6, 2)																
Inning Stats	R: 0 E: 0 K: 0 S: 7 H: 0 LOB: 0 BB: 0 P: 11	R: 0 E: 0 K: 2 S: 10 H: 1 LOB: 1 BB: 0 P: 14	R: 0 E: 0 K: 0 S: 7 H: 0 LOB: 0 BB: 0 P: 8	R: 1 E: 1 K: 0 S: 9 H: 1 LOB: 1 BB: 0 P: 14	R: 1 E: 0 K: 0 S: 7 H: 1 LOB: 0 BB: 0 P: 7	R: 2 E: 0 K: 1 S: 17 H: 3 LOB: 2 BB: 1 P: 30	R: 0 E: 0 K: 1 S: 5 H: 0 LOB: 0 BB: 0 P: 6	R: 3 E: 0 K: 0 S: 11 H: 3 LOB: 0 BB: 0 P: 21	R: 0 E: 0 K: 0 S: 6 H: 0 LOB: 0 BB: 0 P: 8	1B: 6 2B: 0 3B: 1 HR: 2	SF: 2 SAC: 0 DP: 0 HBP: 0						

livebaseballscorecards.com

AB	35
R	7
H	9
RBI	7
BB	1
SO	4
LOB	8

WP: 1 PB: 0 SB: 0 CS: 0 PA: 38

PITCHER		IP	WLS	BF	H	R	ER	SO	BB	IBB	HBP	BLK	WP	HR	S	P	ERA	WHIP
Jim Rooker, L ERA: 3.65	(1, 1)	5.1	W	24	6	4	3	2	1	0	0	0	1	1	50	74	5.06	1.312
Bob Moose, R ERA: 3.45	(6, 1)	2.0		9	3	3	3	2	0	0	0	0	0	1	18	27	13.50	1.500
Ramon Hernandez, L ERA: 3.56	(8, 1)	0.2		2	0	0	0	0	0	0	0	0	0	0	5	10	0.00	0.000
Kent Tekulve, R ERA: 2.61	(9, 1)	1.0	S	3	0	0	0	0	0	0	0	0	0	0	6	8	0.00	0.000

PITCHER	IP	WLS	BF	H	R	ER	SO	BB	IBB	HBP	BLK	WP	HR	S	P	ERA	WHIP

Batter	1	2	3	4	5	6	7	8	9	AB	R	H	RBI	BB	SO	LOB
Frank Taveras, R (1, 6) OBP: 0.325, SLG: 0.293	S B S B B F X 3-2 ① 4-3		S S B X 1-2 E S 1B		S S S 0-3 ② K		B B B S B 4-1 4-3 2B BB	B X 1-0 1B 1-3 2-H 5-3 1B		3	1	1	0	1	1	1
Al Oliver, L (8, PH) OBP: 0.365, SLG: 0.492										1	0	1	1	0	0	0
Mario Mendoza, R (8, PR) OBP: 0.238, SLG: 0.253										0	1	0	0	0	0	0
(8, 6)																
Omar Moreno, L (1, 8) OBP: 0.386, SLG: 0.403	S B B B X 2-1 ② 4-3		B B S B B 4-1 1-3 BB		B B S S X 2-2 ③ 1-3		S 1 SAFE 1 SAFE 1 SAFE 1 SAFE 1 SAFE 1 SAFE 1 SAFE S 2-2 ① B B F X 4-3 1-2	B X 1-0 CS 2-3 3-H 1B		4	0	1	1	1	0	2
Richie Zisk, R (1, 7) OBP: 0.344, SLG: 0.483	S X 0-1 1B		X 0-0 ③ 4-3			B X 1-0 ① 5-3	B B X 2-0 ① 2-H 2B	S S F X 0-2 ①② 5-3 1-2 3-H		4	0	2	1	0	0	2
Bill Robinson, R (7, PR) OBP: 0.324, SLG: 0.538										1	0	0	1	0	0	2
(7, 7)																
Dave Parker, L (1, 9) OBP: 0.339, SLG: 0.461	X 0-0 ③ 1-3			B S S C 1-3 ① K		B S X 1-1 HR 1B	B B B I 4-0 FC5-4 IBB	X 0-0 ③ F3		4	1	1	0	1	1	2
Richie Hebner, L (1, 5) OBP: 0.303, SLG: 0.334		B B S B B 4-1 CS BB		S B B B X 2-1 ② F9		1 SAFE 1 SAFE B B X 1-0 1-H HR	S X 0-1 ② F8		S S X 0-2 ① 4-3	4	1	1	2	1	0	2
Ed Kirkpatrick, L (1, 3) OBP: 0.319, SLG: 0.315		S X 0-1 ① F8		B X 1-0 E7		B S B X 2-1 2B G1-2-3 1B	B S S X 1-2 ③ FC5-4 1-2f		B B S X 2-1 ② F7	5	0	1	0	0	0	3
Rennie Stennett, R (1, 4) OBP: 0.297, SLG: 0.355		X 0-0 ② F3		S X 0-1 ③ 4-3		B B S S B X 3-2 1-3 2B		S B X 1-1 S BB 1B 1B	B X 1-0 ③ 6-3	5	1	2	0	0	0	2
Duffy Dyer, R (1, 2) OBP: 0.331, SLG: 0.359	B S 1-1 ③ CS 1-2	S S S F S 0-3 ① K			B B X 2-0 SH1-4 1B	I I I I 4-0 IBB		B B B B 4-0 WP 1B 1-2 1B BB		2	1	1	0	2	1	0
John Candelaria, L (1, 1) OBP: 0.278, SLG: 0.273		B B S X 2-1 ② 6-3			S X 0-1 ① SH1-4 1-2	B B X 2-0 ②③ G1-2-3 3-Hf		S B B S X 2-2 1B WP 1-2 2-H 1B 1B		3	1	1	1	0	0	3
Inning Stats	R: 0 H: 1 E: 0 LOB: 1 K: 0 BB: 0 S: 10 P: 15	R: 0 H: 0 E: 0 LOB: 0 K: 0 BB: 1 S: 5 P: 10	R: 0 H: 1 E: 0 LOB: 2 K: 1 BB: 1 S: 11 P: 18	R: 0 H: 0 E: 1 LOB: 1 K: 1 BB: 0 S: 8 P: 12	R: 0 H: 1 E: 0 LOB: 1 K: 1 BB: 0 S: 9 P: 13	R: 2 H: 4 E: 0 LOB: 2 K: 0 BB: 1 S: 10 P: 24	R: 1 H: 1 E: 0 LOB: 2 K: 0 BB: 2 S: 11 P: 24	R: 4 H: 4 E: 0 LOB: 1 K: 0 BB: 1 S: 12 P: 21	R: 0 H: 0 E: 0 LOB: 0 K: 0 BB: 0 S: 6 P: 9	1B: 9 SF: 0 2B: 2 SAC: 1 3B: 0 DP: 1 HR: 1 HBP: 0						

TOP

Pittsburgh Pirates @ Montreal Expos

Jarry Park, Montreal, QB

Fri Sep 03 1976, 7:05 PM EDT

Att. 6,342 - Unknown - 60 F

livebaseballscorecards.com

AB	36
R	7
H	12
RBI	7
BB	6
SO	3
LOB	19

WP: 1 PA: 44
PB: 0
SB: 2
CS: 2

PITCHER		IP	WLS	BF	H	R	ER	SO	BB	IBB	HBP	BLK	WP	HR	S	P	ERA	WHIP
Don Carrithers, R ERA: 4.42	(1, 1)	6.0	L	28	7	3	3	3	3	1	0	0	0	1	54	97	4.50	1.667
Dale Murray, R ERA: 3.01	(7, 1)	1.0		5	1	0	0	0	0	1	0	0	0	0	10	19	0.00	1.000
Chuck Taylor, R ERA: 5.06	(8, 1)	0.0		3	2	3	3	0	1	0	0	0	0	0	5	12	∞	∞
Joe Kerrigan, R ERA: 4.06	(8, 1)	2.0		7	2	1	1	0	0	0	0	0	1	0	13	18	4.50	1.000

PITCHER	IP	WLS	BF	H	R	ER	SO	BB	IBB	HBP	BLK	WP	HR	S	P	ERA	WHIP

Batter	1	2	3	4	5	6	7	8	9	AB	R	H	RBI	BB	SO	LOB
Jerry White, S (1, 8) OBP: 0.316, SLG: 0.313	B B S S S 2-3 K ①		B B X 2-0 G6-4-3 1-2 1B		X 0-0 CS 1B		X 0-0 L6 ②		S B X 1-1 L5 ③	5	0	2	0	0	1	1
Bombo Rivera, R (1, 7) OBP: 0.324, SLG: 0.423	B S S X 1-2 4-3 ②		B X 1-0 G6-4-3 1-2f ② ③		B 1-0 CS 1-2 ③	X 0-0 4-3 3B	X 0-0 F9 ③			4	1	1	0	0	0	2
Larry Parrish, R (1, 5) OBP: 0.288, SLG: 0.371	B S S S B B X 3-2 6-3 ③			S S B X 1-2 2B 1B		S S X 0-2 4-3 3-H ①		B B S X 2-1 P4 ①		4	1	1	1	0	0	0
Earl Williams, R (1, 3) OBP: 0.290, SLG: 0.376		S B X 1-1 F8 ①		1 SAFE 1 SAFE X 0-0 4-3 1-H 2B		B S X 1-1 F7 ②		S F X 0-2 F8 ②		4	0	1	1	0	0	0
Gary Carter, R (1, 9) (7, 2) OBP: 0.296, SLG: 0.323		S B S X 1-2 2B		B B S S B F X 3-2 F1 ①		S B B B B 4-1 BB 1B BB		B B S B B 4-1 FC6-4 BB		2	0	1	0	2	0	1
Tim Foli, R (1, 6) OBP: 0.273, SLG: 0.372		S S B X 1-2 F9 ②		B B X 2-0 4-3 2-3 ②		S S X 0-2 BB 1-2 1B		S X 0-1 FC6-4 1-2f ③		4	0	1	0	0	0	3
Pete Mackanin, R (1, 4) OBP: 0.258, SLG: 0.345		S B B S B X 3-2 F4 ③		S B B S B B C 3-3 K ③		B S S F B F B B 4-2 1-2 2-3 BB			S B S X 1-2 L8 ①	3	0	0	0	1	1	2
Barry Foote, R (1, 2) OBP: 0.250, SLG: 0.330 Jose Morales, R (6, PH) OBP: 0.338, SLG: 0.486 Del Unser, L (7, 9) OBP: 0.268, SLG: 0.353			S X 0-1 F8 ①		X 0-0 6-3 ①	S B S X 1-2 4-3 ③			S B S S 1-3 K ②	2 1 1	0 0 0	0 0 0	0 0 0	0 0 0	0 0 1	0 3 0
Don Carrithers, R (1, 1) OBP: 0.114, SLG: 0.171 Dale Murray, R (7, 1) Andre Thornton, R (7, PH) OBP: 0.323, SLG: 0.379 Chuck Taylor, R (8, 1) Joe Kerrigan, R (8, 1) Warren Cromartie, L (9, PH) OBP: 0.254, SLG: 0.259			B X 1-0 1B 1B		S S F B F S 1-3 K ②		S B X 1-1 F8 ①		S X 0-1 1B	2 0 1 0 0 0 1	0 0 0 0 0 0 0	1 0 0 0 0 0 1	0 0 0 0 0 0 0	0 0 0 0 0 0 0	1 0 0 0 0 0 0	0 0 0 0 0 0 0
Inning Stats	R: 0 E: 0 K: 1 S: 9 H: 0 LOB: 0 BB: 0 P: 15	R: 0 E: 0 K: 0 S: 11 H: 1 LOB: 1 BB: 0 P: 17	R: 0 E: 0 K: 0 S: 5 H: 2 LOB: 1 BB: 0 P: 9	R: 1 E: 0 K: 1 S: 12 H: 2 LOB: 1 BB: 0 P: 21	R: 0 E: 0 K: 1 S: 7 H: 1 LOB: 0 BB: 0 P: 9	R: 1 E: 0 K: 0 S: 17 H: 2 LOB: 3 BB: 2 P: 27	R: 0 E: 0 K: 0 S: 4 H: 0 LOB: 0 BB: 0 P: 5	R: 0 E: 0 K: 0 S: 9 H: 0 LOB: 1 BB: 1 P: 15	R: 0 E: 0 K: 1 S: 10 H: 1 LOB: 1 BB: 0 P: 13	1B: 6 2B: 2 3B: 1 HR: 0	SF: 0 SAC: 0 DP: 1 HBP: 0			WP: 0 PB: 0 SB: 0 CS: 1	PA: 38		

PITCHER	IP	WLS	BF	H	R	ER	SO	BB	IBB	HBP	BLK	WP	HR	S	P	ERA	WHIP
John Candelaria, L (1, 1) ERA: 3.02	9.0	W	37	9	2	2	4	3	0	0	0	0	0	84	131	2.00	1.333

PITCHER	IP	WLS	BF	H	R	ER	SO	BB	IBB	HBP	BLK	WP	HR	S	P	ERA	WHIP

BOTTOM

Pittsburgh Pirates @ Montreal Expos

Jarry Park, Montreal, QB

Fri Sep 03 1976, 7:05 PM EDT

Att. 6,342 - Unknown - 60 F

livebaseballscorecards.com

AB	34
R	2
H	9
RBI	2
BB	3
SO	4
LOB	12

Batter	1	2	3	4	5	6	7	8	9	AB	R	H	RBI	BB	SO	LOB
Frank Taveras, R (1, 6) OBP: 0.323, SLG: 0.292	S B S B C 2-3 ① K	S S F X 0-2 ③ F9			S X 0-1 E4 CS S FC6-2-6	X 0-0 ②③ G4-6-3 1-2f			B X 1-0 BB 1B 1B 1-2 2-3	5	0	1	0	0	1	4
Omar Moreno, L (1, 8) OBP: 0.386, SLG: 0.395	B S S F B C 2-3 ② K		B S S B X 2-2 ① F8		B B B B 4-0 CS BB 1-2		B S S F X 1-2 ① F7		B X 1-0 F9 BB WP 1B 1-2 2-H 3-H	4	1	1	2	1	1	0
Richie Zisk, R (1, 7) OBP: 0.345, SLG: 0.480	S B B S B B 4-2 BB		X 0-0 ② 6-3		X 0-0 ①② FC6-2-6 1B 1B 1-2 2-H		S X 0-1 ② 5-3		2 SAFE B B S S B B 4-1 ① WP BB 1-2 2-3	3	1	0	0	2	0	2
Willie Stargell, L (1, 3) OBP: 0.337, SLG: 0.449	B B B X 3-0 ③ 3-1		S B X 1-1 1B		X 0-0 1B 1B 1-3		X 0-0 ③ G3		B X 1-0 ② F9 2-3	5	0	2	0	0	0	3
Dave Parker, L (1, 9) OBP: 0.340, SLG: 0.461		B S X 1-1 FC6-4 S FC5-2 1B	X 0-0 ③ 4-3		B B X 2-0 1B 1B 1-2 3-H			B X 1-0 ① 5-3	S S B B B X 2-2 ③ F8 1-2 3-H	5	0	2	1	0	0	2
Richie Hebner, L (1, 5) OBP: 0.305, SLG: 0.334		B S B H 3-1 FC6-4 HBP 1-2		S S S 0-3 ① K	X 0-0 ③ F3			S B S F S 1-3 ② K		0	0	0	0	0	0	0
Bill Robinson, R (2, PR) OBP: 0.321, SLG: 0.533										3	0	0	0	0	2	2
(2, 5)																
Manny Sanguillen, R (9, 2) OBP: 0.336, SLG: 0.375										0	0	0	0	0	0	0
Rennie Stennett, R (1, 4) OBP: 0.296, SLG: 0.356		X 0-0 ① FC6-4 FC5-2 BB 1-2f 2-3		B X 1-0 ② F8		S X 0-1 F9 1B 2B		X 0-0 ③ F4		4	1	1	0	0	0	2
Duffy Dyer, R (1, 2) OBP: 0.342, SLG: 0.362	B S B B B 4-1 FC5-2 1-2 BB		B B B S S B 4-2 BB		S S B B B X 2-2 ① F9 2-3				B S X 1-1 1B BB 1B 1B	2	0	1	0	2	0	1
Mario Mendoza, R (9, PR) OBP: 0.238, SLG: 0.253										0	1	0	0	0	0	0
Kent Tekulve, R (9, 1)										0	0	0	0	0	0	0
Doc Medich, R (1, 1) OBP: 0.163, SLG: 0.089		B S X 1-1 ② FC5-2 1-2 2-3 3-Hf		X 0-0 ③ 4-3		B S B B X 3-1 G4-6-3 1B 3-H			1 SAFE 1 SAFE 1 SAFE B B B B 4-0 1B 1B BB 1-2	2	0	0	0	0	0	4
Al Oliver, L (6, PH) OBP: 0.366, SLG: 0.493										1	0	1	1	0	0	0
Dave Giusti, R (6, 1)										0	0	0	0	0	0	0
Tommy Helms, R (9, PH) OBP: 0.341, SLG: 0.382										0	1	0	0	1	0	0
(9, 5)																
Inning Stats	R: 0 E: 0 K: 2 S: 10 H: 0 LOB: 1 BB: 1 P: 21	R: 0 E: 0 K: 0 S: 11 H: 1 LOB: 3 BB: 1 P: 20	R: 0 E: 0 K: 0 S: 7 H: 1 LOB: 1 BB: 0 P: 10	R: 0 E: 0 K: 1 S: 7 H: 0 LOB: 1 BB: 1 P: 12	R: 1 E: 1 K: 0 S: 6 H: 2 LOB: 2 BB: 1 P: 12	R: 1 E: 0 K: 0 S: 8 H: 2 LOB: 0 BB: 0 P: 13	R: 0 E: 0 K: 0 S: 7 H: 0 LOB: 0 BB: 0 P: 8	R: 0 E: 0 K: 1 S: 6 H: 0 LOB: 0 BB: 0 P: 8	R: 3 E: 0 K: 0 S: 9 H: 3 LOB: 2 BB: 2 P: 23	1B: 8 2B: 1 3B: 0 HR: 0 SF: 0 SAC: 0 DP: 1 HBP: 1						

PITCHER		IP	WLS	BF	H	R	ER	SO	BB	IBB	HBP	BLK	WP	HR	S	P	ERA	WHIP
Dennis Blair, R ERA: 1.69	(1, 1)	5.1		26	5	2	1	3	4	0	1	0	0	0	46	82	1.69	1.688
Joe Kerrigan, R ERA: 3.98	(6, 1)	0.2		2	1	0	0	0	0	0	0	0	0	0	3	6	0.00	1.500
Dale Murray, R ERA: 3.21	(7, 1)	2.1	L	11	3	3	3	1	2	0	0	0	0	0	18	32	11.57	2.143
Chuck Taylor, R ERA: 4.94	(9, 1)	0.2		2	0	0	0	0	0	0	0	0	1	0	4	7	0.00	0.000

PITCHER	IP	WLS	BF	H	R	ER	SO	BB	IBB	HBP	BLK	WP	HR	S	P	ERA	WHIP

TOP

Pittsburgh Pirates @ Montreal Expos

Jarry Park, Montreal, QB

Sat Sep 04 1976, 7:05 PM EDT

Att. 3,290 - Unknown

livebaseballscorecards.com

AB	34
R	5
H	9
RBI	4
BB	6
SO	4
LOB	20

WP: 1 PA: 41
PB: 0
SB: 2
CS: 2

Batter	1	2	3	4	5	6	7	8	9	AB	R	H	RBI	BB	SO	LOB
Del Unser, L (1, 8) (9, 9) OBP: 0.270, SLG: 0.361	S S S 0-3 ① K		S X 0-1 HR	B X 1-0 ③ L8			X 0-0 ① 6-3		B S X 1-1 2B 1B	5	2	2	1	0	1	2
Tim Foli, R (1, 6) OBP: 0.279, SLG: 0.379	S X 0-1 E5 FC5-4		B X 1-0 1B		X 0-0 G6-4-3 1B		B X 1-0 1B 1B		B X 1-0 1-H 2B	5	0	4	1	0	0	0
Larry Parrish, R (1, 5) OBP: 0.288, SLG: 0.370	1 SAFE B X 1-0 ② FC5-4 1-2f		1 SAFE 1 SAFE S S B S C 1-3 ② K		X 0-0 ①② G6-4-3 1-2f		1 SAFE S B X 1-1 G6-4-3 1-3 1B		X 0-0 ③ F8	5	0	1	0	0	1	4
Earl Williams, R (1, 3) OBP: 0.289, SLG: 0.375	B X 1-0 ③ F8		S S B S 1-3 ③ K		S B X 1-1 1B		1 SAFE 1 SAFE B B S S X 2-2 ②③ G6-4-3 1-2f			4	0	1	0	0	1	4
Gary Carter, R (1, 2) OBP: 0.298, SLG: 0.321		B B B S B 4-1 G4-6-3 BB		S B B B S B 4-2 1B 1B BB	S B B X 1-2 ③ F3			X 0-0 ① F8		2	1	0	0	2	0	1
Mike Jorgensen, L (1, 9) OBP: 0.358, SLG: 0.356 Chuck Taylor, R (9, 1)		X 0-0 ①② G4-6-3 1-2f		X 0-0 1B 1-3 1B		B S S X 1-2 1B 1B		X 0-0 ② 4-3		4 0	0 0	2 0	0 0	0 0	0 0	1 0
Pete Mackanin, R (1, 4) OBP: 0.258, SLG: 0.344		B B X 2-0 1B		X 0-0 ① F4		B S S B X 2-2 ① F8		B B X 2-0 ③ 4-3		4	0	1	0	0	0	3
Bombo Rivera, R (1, 7) OBP: 0.329, SLG: 0.425		S B B S C 2-3 ③ K		X 0-0 1-2 3-H 1B		S S X 0-2 G4-6-3 1-2 1B			S S C 0-3 ① K	4	0	2	1	0	2	1
Dennis Blair, R (1, 1) Joe Kerrigan, R (6, 1) Wayne Garrett, L (6, PH) OBP: 0.359, SLG: 0.297 Dale Murray, R (7, 1) Jerry White, S (9, 8) OBP: 0.316, SLG: 0.313 Jose Morales, R (9, PH) OBP: 0.336, SLG: 0.482			S B S B B C 3-3 ① K	S B S M 1-3 ② K		X 0-0 ②③ G4-6-3 1-2f			B S S X 1-2 ② 6-3	2 0 1 0 0 0 1	0 0 0 0 0 0 0	0 0 0 0 0 0 0	0 0 0 0 0 0 0	0 0 0 0 0 0 0	2 0 0 0 0 0 0	2 0 2 0 0 0 0
Inning Stats	R: 0 E: 1 K: 1 S: 7 H: 0 LOB: 1 BB: 0 P: 9	R: 0 E: 0 K: 1 S: 6 H: 1 LOB: 1 BB: 1 P: 14	R: 1 E: 0 K: 3 S: 12 H: 2 LOB: 1 BB: 0 P: 18	R: 1 E: 0 K: 1 S: 9 H: 2 LOB: 2 BB: 1 P: 15	R: 0 E: 0 K: 0 S: 7 H: 2 LOB: 1 BB: 0 P: 9	R: 0 E: 0 K: 0 S: 10 H: 2 LOB: 1 BB: 0 P: 13	R: 0 E: 0 K: 0 S: 7 H: 2 LOB: 1 BB: 0 P: 11	R: 0 E: 0 K: 0 S: 3 H: 0 LOB: 0 BB: 0 P: 5	R: 1 E: 0 K: 1 S: 10 H: 2 LOB: 1 BB: 0 P: 13	1B: 11 2B: 1 3B: 0 HR: 1	SF: 0 SAC: 0 DP: 4 HBP: 0						

PITCHER		IP	WLS	BF	H	R	ER	SO	BB	IBB	HBP	BLK	WP	HR	S	P	ERA	WHIP
Doc Medich, R ERA: 3.78	(1, 1)	5.0		23	7	2	2	6	2	0	0	0	0	1	41	65	3.60	1.800
Dave Giusti, R ERA: 4.88	(6, 1)	3.0	W	11	4	0	0	0	0	0	0	0	0	0	20	29	0.00	1.333
Kent Tekulve, R ERA: 2.69	(9, 1)	1.0	S	5	2	1	1	1	0	0	0	0	0	0	10	13	9.00	2.000

PITCHER	IP	WLS	BF	H	R	ER	SO	BB	IBB	HBP	BLK	WP	HR	S	P	ERA	WHIP

BOTTOM

Pittsburgh Pirates @ Montreal Expos

Jarry Park, Montreal, QB

Sat Sep 04 1976, 7:05 PM EDT

Att. 3,290 - Unknown

livebaseballscorecards.com

AB	37
R	3
H	13
RBI	3
BB	2
SO	7
LOB	20

WP: 0	PB: 0	SB: 0	CS: 0
PA: 39			

Batter	1	2	3	4	5	6	7	8	9	AB	R	H	RBI	BB	SO	LOB
Frank Taveras, R (1, 6) OBP: 0.325, SLG: 0.294	BSSFBFFX 2-2 BB 5-3-2 1B		BSSBX 2-2 ③ F9			X 0-0 ① FC1-6 1-2f		SX 0-1 1B		4	0	2	0	0	0	1
Rennie Stennett, R (1, 4) OBP: 0.294, SLG: 0.353	BSX 1-1 ① L8			X 0-0 ① 5-3		BX 1-0 ② F8		BSBSX 2-2 ③ F8		4	0	0	0	0	0	3
Richie Zisk, R (1, 7) OBP: 0.344, SLG: 0.477	BBBB 4-0 1-2 BB			BBSBX 3-1 ② 6-3		X 0-0 ③ F7			BBSX 2-1 ① 6-3	3	0	0	0	1	0	1
Bob Robertson, R (1, 3) OBP: 0.298, SLG: 0.313	X 0-0 ②③ 5-3-2 2-Hf			BSSS 1-3 ③ K			SBSFBX 2-2 ① 6-3		SX 0-1 ② 5-3	4	0	0	0	0	1	2
Dave Parker, L (1, 9) OBP: 0.337, SLG: 0.456		X 0-0 ① 3-1			BSBSS 2-3 ① K		X 0-0 ② 5-3		SBBSS 2-3 ③ K	4	0	0	0	0	2	0
Bill Robinson, R (1, 8) OBP: 0.322, SLG: 0.531		SSTFFC 0-3 ② K			SSBS 1-3 ② K		SSBSX 1-2 1B			3	0	1	0	0	2	0
Manny Sanguillen, R (1, 2) OBP: 0.336, SLG: 0.373		BX 1-0 ③ F8			BBBB 4-0 BB		X 0-0 ③ F8			2	0	0	0	1	0	1
Tommy Helms, R (1, 5) OBP: 0.330, SLG: 0.367			X 0-0 ① L5		SX 0-1 ③ 5-3			SX 0-1 ① P6		3	0	0	0	0	0	1
Jerry Reuss, L (1, 1) OBP: 0.338, SLG: 0.310			BBSSSS 2-3 ② K			SBX 1-1 FC1-6 1B		SBBBSX 3-2 ② F8		3	0	1	0	0	1	0
Kent Tekulve, R (8, 1)										0	0	0	0	0	0	0
Inning Stats	R: 0 H: 1 E: 0 LOB: 1 K: 0 BB: 1 S: 10 P: 17	R: 0 H: 0 E: 0 LOB: 0 K: 1 BB: 0 S: 8 P: 9	R: 0 H: 0 E: 0 LOB: 0 K: 1 BB: 0 S: 7 P: 11	R: 0 H: 0 E: 0 LOB: 0 K: 1 BB: 0 S: 6 P: 10	R: 0 H: 0 E: 0 LOB: 0 K: 2 BB: 1 S: 8 P: 15	R: 0 H: 1 E: 0 LOB: 1 K: 0 BB: 0 S: 5 P: 7	R: 0 H: 1 E: 0 LOB: 1 K: 0 BB: 0 S: 9 P: 12	R: 0 H: 1 E: 0 LOB: 1 K: 0 BB: 0 S: 10 P: 15	R: 0 H: 0 E: 0 LOB: 0 K: 1 BB: 0 S: 7 P: 11	1B: 4 SF: 0 2B: 1 SAC: 0 3B: 0 DP: 1 HR: 0 HBP: 0						

PITCHER	IP	WLS	BF	H	R	ER	SO	BB	IBB	HBP	BLK	WP	HR	S	P	ERA	WHIP
Woodie Fryman, L (1, 1) ERA: 3.26	9.0	W	32	4	0	0	6	2	0	0	0	0	0	70	107	0.00	0.667

PITCHER	IP	WLS	BF	H	R	ER	SO	BB	IBB	HBP	BLK	WP	HR	S	P	ERA	WHIP

TOP

Pittsburgh Pirates @ Montreal Expos

Jarry Park, Montreal, QB

Sun Sep 05 1976, 3:33 AM EDT

Att. 6,180 - Unknown - 59 F

livebaseballscorecards.com

AB	30
R	0
H	4
RBI	0
BB	2
SO	6
LOB	9

WP: 0 PA: 32
PB: 0
SB: 0
CS: 0

Batter	1	2	3	4	5	6	7	8	9	AB	R	H	RBI	BB	SO	LOB
Bombo Rivera, R (1, 7) OBP: 0.333, SLG: 0.423	3-2 ① 6-3		1-0 ③ 5-3		4-0 1B IBB			2-2 1B SH3-4 E 1B		3	1	1	0	1	0	0
Del Unser, L (1, 8) OBP: 0.270, SLG: 0.361	1-3 ② K			0-3 ① K	1-0 1-2 2-3 1B			0-0 ① SH3-4 1-2		3	0	1	0	0	2	0
Tim Foli, R (1, 6) OBP: 0.281, SLG: 0.380	0-2 1B			0-0 ② F7	1-3 ③ K			2-2 BB E FC1-2 2-3 1B		4	0	2	0	0	1	3
Larry Parrish, R (1, 5) OBP: 0.288, SLG: 0.369 Jose Morales, R (8, PH) OBP: 0.333, SLG: 0.479 Pepe Frias, R (8, PR) OBP: 0.210, SLG: 0.224 (9, 5)	1-3 ③ K			0-0 1B 1B		0-0 ① 5-3		1-1 E4 FC1-2 BB 1-2 3-H		3 1 0	0 0 0	1 0 0	0 1 0	0 0 0	1 0 0	1 1 0
Earl Williams, R (1, 3) OBP: 0.292, SLG: 0.374		1-0 ① L7		1-2 1-3 1B		1-0 ② F8		4-1 FC1-2 1-2 2-3 BB		3	0	1	0	1	0	0
Gary Carter, R (1, 2) OBP: 0.298, SLG: 0.320		2-0 G5-4-3 1B		1-0 ③ 6-3		2-1 ③ F8		1-2 ② FC1-2 1-2 2-3 3-Hf		4	0	1	0	0	0	5
Pete Mackanin, R (1, 4) OBP: 0.255, SLG: 0.340 Wayne Garrett, L (9, 4) OBP: 0.359, SLG: 0.297		0-0 ② ③ G5-4-3 1-2f			1-0 ① 6-3		3-3 ① K	1-0 ③ F9		4 0	0 0	0 0	0 0	0 0	1 0	4 0
Mike Jorgensen, L (1, 9) OBP: 0.358, SLG: 0.356			1-0 ① 3-1		3-1 1B SH1-4 1B		2-2 ② F9			3	0	1	0	0	0	0
Woodie Fryman, R (1, 1) OBP: 0.127, SLG: 0.111			0-1 ② 5-3		1-0 ② SH1-4 1-2		0-0 ③ 1-3			2	0	0	0	0	0	0
Inning Stats	R: 0 H: 1 E: 0 LOB: 1 K: 2 BB: 0 S: 13 P: 18	R: 0 H: 1 E: 0 LOB: 0 K: 0 BB: 0 S: 3 P: 6	R: 0 H: 0 E: 0 LOB: 0 K: 0 BB: 0 S: 4 P: 6	R: 0 H: 2 E: 0 LOB: 2 K: 1 BB: 0 S: 9 P: 11	R: 0 H: 2 E: 0 LOB: 3 K: 1 BB: 1 S: 8 P: 19	R: 0 H: 0 E: 0 LOB: 0 K: 0 BB: 0 S: 4 P: 7	R: 0 H: 0 E: 0 LOB: 0 K: 1 BB: 0 S: 7 P: 12	R: 1 H: 2 E: 1 LOB: 3 K: 0 BB: 1 S: 17 P: 28		1B: 8 SF: 0 2B: 0 SAC: 2 3B: 0 DP: 1 HR: 0 HBP: 0						

PITCHER		IP	WLS	BF	H	R	ER	SO	BB	IBB	HBP	BLK	WP	HR	S	P	ERA	WHIP
Jerry Reuss, L ERA: 3.89	(1, 1)	7.1	L	31	8	1	1	5	0	1	0	0	0	0	58	94	1.23	1.091
Kent Tekulve, R ERA: 2.67	(8, 1)	0.2		3	0	0	0	0	1	0	0	0	0	0	7	13	0.00	1.500

PITCHER	IP	WLS	BF	H	R	ER	SO	BB	IBB	HBP	BLK	WP	HR	S	P	ERA	WHIP

BOTTOM

Pittsburgh Pirates @ Montreal Expos

Jarry Park, Montreal, QB

Sun Sep 05 1976, 3:33 AM EDT

Att. 6,180 - Unknown - 59 F

livebaseballscorecards.com

AB	30
R	1
H	8
RBI	1
BB	2
SO	5
LOB	14

WP: 0	PA: 34		
PB: 0			
SB: 0			
CS: 0			

Batter	1	2	3	4	5	6	7	8	9	AB	R	H	RBI	BB	SO	LOB
Jerry Mumphrey, S (1, 8) OBP: 0.337, SLG: 0.337	6-3		K			K		F7		4	0	0	0	0	2	1
Garry Templeton, S (1, 6) OBP: 0.343, SLG: 0.363	K	1-3					1B FC 1B	6-3		4	1	1	0	0	1	0
Lou Brock, L (1, 7) OBP: 0.336, SLG: 0.372	3-1			K			FC4-6 FC SF7 1-3 1B	4-3		4	1	1	0	0	1	0
Ted Simmons, S (1, 2) OBP: 0.371, SLG: 0.402		4-3		4-3			FC FC4-6 1-2 3-H		CS 1B	4	0	1	1	0	0	1
Keith Hernandez, L (1, 3) OBP: 0.356, SLG: 0.397		6-3			CS BB		FC4-6 SF7 1B 1-2f 2-3		4-3 1-2	3	1	0	0	1	0	3
Willie Crawford, L (1, 9) OBP: 0.355, SLG: 0.450 Charlie Chant, R (9, 9) OBP: 0.143, SLG: 0.143		1-3			F7 1-2		SF7 1-2 3-H		4-1	3 0	0 0	0 0	1 0	0 0	0 0	1 0
Hector Cruz, R (1, 5) OBP: 0.265, SLG: 0.316			G3		F5		1B BB			2	0	0	0	1	0	0
Luis Alvarado, R (1, 4) OBP: 0.667, SLG: 0.667			SH1-4 1B			K	1-3 2-H 1B			3	0	2	1	0	1	0
Pete Falcone, L (1, 1) OBP: 0.179, SLG: 0.167			SH1-4 1-2			K	K			2	0	0	0	0	2	2
Inning Stats	R: 0 E: 0 K: 1 S: 5 H: 0 LOB: 0 BB: 0 P: 5	R: 0 E: 0 K: 0 S: 3 H: 0 LOB: 0 BB: 0 P: 3	R: 0 E: 0 K: 1 S: 6 H: 1 LOB: 1 BB: 0 P: 6	R: 0 E: 0 K: 1 S: 5 H: 0 LOB: 0 BB: 0 P: 5	R: 0 E: 0 K: 0 S: 2 H: 0 LOB: 0 BB: 1 P: 6	R: 0 E: 0 K: 3 S: 9 H: 0 LOB: 0 BB: 0 P: 9	R: 3 E: 0 K: 1 S: 9 H: 3 LOB: 2 BB: 1 P: 13	R: 0 E: 0 K: 0 S: 3 H: 0 LOB: 0 BB: 0 P: 3	R: 0 E: 0 K: 0 S: 3 H: 1 LOB: 0 BB: 0 P: 3	1B: 5 2B: 0 3B: 0 HR: 0	SF: 1 SAC: 1 DP: 0 HBP: 0						

TOP

St. Louis Cardinals @ Montreal Expos

Jarry Park, Montreal, QB

Mon Sep 06 1976, 7:05 PM EDT

Unknown - 64 F

livebaseballscorecards.com

AB	29
R	3
H	5
RBI	3
BB	2
SO	7
LOB	8

PITCHER		IP	WLS	BF	H	R	ER	SO	BB	IBB	HBP	BLK	WP	HR	S	P	ERA	WHIP
Steve Rogers, R ERA: 3.25	(1, 1)	8.0	L	30	4	3	3	7	2	0	0	0	0	0	42	50	3.38	0.750
Dale Murray, R ERA: 3.18	(9, 1)	1.0		3	1	0	0	0	0	0	0	0	0	0	3	3	0.00	1.000

PITCHER	IP	WLS	BF	H	R	ER	SO	BB	IBB	HBP	BLK	WP	HR	S	P	ERA	WHIP

BOTTOM

St. Louis Cardinals @ Montreal Expos

Jarry Park, Montreal, QB

Mon Sep 06 1976, 7:05 PM EDT

Unknown - 64 F

livebaseballscorecards.com

Batter	1	2	3	4	5	6	7	8	9	AB	R	H	RBI	BB	SO	LOB
Bombo Rivera, R (1, 7) OBP: 0.331, SLG: 0.433	K		K			F9		3B (2-H)		4	0	1	1	0	2	0
Del Unser, L (1, 8) Jose Morales, R (8, PH) OBP: 0.331, SLG: 0.475 Dale Murray, R (9, 1)	G3			1B		G6-3		6-3		3 1 0	0 0 0	2 0 0	0 0 0	0 0 0	0 0 0	0 2 0
Tim Foli, R (1, 6) OBP: 0.279, SLG: 0.377	F7			P4		G6-3 (1-2f)			G3	4	0	0	0	0	0	2
Larry Parrish, R (1, 5) OBP: 0.285, SLG: 0.366		G3		P2			P4		5-3	4	0	0	0	0	0	1
Earl Williams, R (1, 3) OBP: 0.291, SLG: 0.372		1B		4-3			K		P6	4	0	1	0	0	1	1
Gary Carter, R (1, 2) OBP: 0.295, SLG: 0.317		K			E6		6-3			3	0	0	0	0	1	1
Pete Mackanin, R (1, 4) OBP: 0.253, SLG: 0.337		F3			K			F8		3	0	0	0	0	1	2
Mike Jorgensen, L (1, 9) Ellis Valentine, R (8, PH) OBP: 0.336, SLG: 0.391 Jerry White, S (8, PR) OBP: 0.316, SLG: 0.313 (9, 8)			F9		K			WP, 3B, BB		2 0 0	0 0 1	0 0 0	0 0 0	1 1 0	1 0 0	1 0 0
Steve Rogers, R (1, 1) OBP: 0.141, SLG: 0.127 Andre Thornton, R (8, PH) OBP: 0.322, SLG: 0.378 Warren Cromartie, L (9, 9) OBP: 0.254, SLG: 0.259			5-3		K			K (1-2)		2 1 0	0 0 0	0 0 0	0 0 0	1 1 0	1 1 0	1 1 0
Inning Stats	R: 0 E: 0 K: 1 S: 5 H: 0 LOB: 0 BB: 0 P: 5	R: 0 E: 0 K: 1 S: 6 H: 1 LOB: 1 BB: 0 P: 6	R: 0 E: 0 K: 1 S: 5 H: 0 LOB: 0 BB: 0 P: 5	R: 0 E: 0 K: 0 S: 4 H: 1 LOB: 1 BB: 0 P: 4	R: 0 E: 1 K: 3 S: 10 H: 0 LOB: 1 BB: 0 P: 10	R: 0 E: 0 K: 0 S: 3 H: 1 LOB: 0 BB: 0 P: 3	R: 0 E: 0 K: 1 S: 5 H: 0 LOB: 0 BB: 0 P: 5	R: 1 E: 0 K: 1 S: 6 H: 1 LOB: 2 BB: 1 P: 10	R: 0 E: 0 K: 0 S: 3 H: 0 LOB: 0 BB: 0 P: 3	1B: 3 2B: 0 3B: 1 HR: 0	SF: 0 SAC: 0 DP: 1 HBP: 0					

PITCHER	IP	WLS	BF	H	R	ER	SO	BB	IBB	HBP	BLK	WP	HR	S	P	ERA	WHIP
Pete Falcone, L (1, 1) ERA: 3.26	9.0	W	32	4	1	1	8	1	0	0	0	1	0	47	51	1.00	0.556

PITCHER	IP	WLS	BF	H	R	ER	SO	BB	IBB	HBP	BLK	WP	HR	S	P	ERA	WHIP

AB	31
R	1
H	4
RBI	1
BB	1
SO	8
LOB	12

WP: 1 PA: 32
PB: 0
SB: 0
CS: 0

Batter	1	2	3	4	5	6	7	8	9	AB	R	H	RBI	BB	SO	LOB
Jerry Mumphrey, S (1, 8) OBP: 0.336, SLG: 0.336	0-0 CS 1B		0-0 L6-4 2-3		0-0 4-3			0-3 K		4	0	1	0	0	1	2
Don Kessinger, S (1, 6) OBP: 0.319, SLG: 0.312	0-0 4-3 1-2			BBBB 4-0 1B BB		0-0 1-6-3		0-0 G1-6-3 1-2f		2	0	0	0	1	0	1
Lou Brock, L (8, PH) OBP: 0.335, SLG: 0.371										1	0	0	0	0	0	1
John Curtis, L (8, 1) OBP: 0.258, SLG: 0.241										0	0	0	0	0	0	0
Keith Hernandez, L (1, 3) OBP: 0.361, SLG: 0.417	0-0 4-3			0-0 1B 1-2 1B		0-0 HR			0-0 SH1-3 2B 2B	4	2	3	1	0	0	0
Joe Ferguson, R (1, 2) OBP: 0.329, SLG: 0.370		SSS 0-3 K		SSS 0-3 K		0-0 4-3			0-0 SH1-3 2-3	3	0	0	0	0	2	2
Hector Cruz, R (1, 5) OBP: 0.268, SLG: 0.317		BBBB 4-0 BB		0-0 1-2 2-3 1B		0-0 G3			BBBB 4-0 2B BB	2	0	1	0	1	0	0
Willie Crawford, L (9, PH) OBP: 0.356, SLG: 0.450										0	0	0	0	1	0	0
(9, 9)																
Charlie Chant, R (1, 9) OBP: 0.100, SLG: 0.100		SSS 0-3 K		SSS 0-3 K			0-0 F9		SSS 0-3 K	3	0	0	0	0	2	4
Ted Simmons, S (9, PH) OBP: 0.370, SLG: 0.401										1	0	0	0	0	1	2
Sam Mejias, R (9, 7)										0	0	0	0	0	0	0
Mike Potter, R (1, 7)		0-0 F3		SSS 0-3 K			SSS 0-3 K		0-0 1-3 3-H 2B	3	0	0	0	0	2	4
Vic Harris, S (9, PH) OBP: 0.279, SLG: 0.318										1	0	1	1	0	0	0
(9, 5)																
Luis Alvarado, R (1, 4) OBP: 0.571, SLG: 0.500			0-0 FC6-4 1B		0-0 6-3		0-0 6-3		4-0 IBB	3	0	1	0	1	0	0
Lerrin LaGrow, R (1, 1)										2	0	0	0	0	0	1
Ron Fairly, L (8, PH) OBP: 0.386, SLG: 0.299										0	0	0	0	1	0	0
Lee Richard, R (8, PR) OBP: 0.215, SLG: 0.270										0	0	0	0	0	0	0
(8, 6)																
Garry Templeton, S (9, PH) OBP: 0.339, SLG: 0.359			0-0 FC6-4 L6-4 1-2f		0-0 F9			BBBB 4-0 G1-6-3 BB	0-0 4-3	1	0	0	0	0	0	3
(9, 6)																
Inning Stats	R: 0 E: 0 K: 0 S: 3 H: 1 LOB: 0 BB: 0 P: 3	R: 0 E: 0 K: 2 S: 7 H: 0 LOB: 1 BB: 1 P: 11	R: 0 E: 1 K: 0 S: 3 H: 1 LOB: 0 BB: 0 P: 3	R: 0 E: 0 K: 3 S: 11 H: 2 LOB: 3 BB: 1 P: 15	R: 0 E: 0 K: 0 S: 3 H: 0 LOB: 0 BB: 0 P: 3	R: 1 E: 0 K: 0 S: 4 H: 1 LOB: 0 BB: 0 P: 4	R: 0 E: 0 K: 1 S: 5 H: 0 LOB: 0 BB: 0 P: 5	R: 0 E: 0 K: 1 S: 4 H: 0 LOB: 1 BB: 1 P: 8	R: 1 E: 0 K: 1 S: 7 H: 2 LOB: 3 BB: 2 P: 15	1B: 4 2B: 3 3B: 0 HR: 1	SF: 0 SAC: 1 DP: 2 HBP: 0						

TOP

St. Louis Cardinals @ Montreal Expos

Jarry Park, Montreal, QB

Mon Sep 06 1976, 7:05 PM EDT

Att. 6,509 - Unknown - 58 F

livebaseballscorecards.com

AB	30
R	2
H	7
RBI	2
BB	5
SO	8
LOB	20

PITCHER		IP	WLS	BF	H	R	ER	SO	BB	IBB	HBP	BLK	WP	HR	S	P	ERA	WHIP
Steve Dunning, R ERA: 4.16	(1, 1)	7.0		27	5	1	1	6	3	0	0	0	0	1	36	48	1.29	1.143
Dale Murray, R ERA: 3.21	(8, 1)	1.2		7	2	1	1	2	1	0	0	0	0	0	10	14	5.40	1.800
Chuck Taylor, R ERA: 4.88	(9, 1)	0.1	W	2	0	0	0	0	0	1	0	0	0	0	1	5	0.00	0.000

PITCHER		IP	WLS	BF	H	R	ER	SO	BB	IBB	HBP	BLK	WP	HR	S	P	ERA	WHIP

WP: 0 PB: 0 SB: 0 CS: 1 PA: 36

Batter	1	2	3	4	5	6	7	8	9	AB	R	H	RBI	BB	SO	LOB
Del Unser, L (1, 8) OBP: 0.273, SLG: 0.360	x 0-0 F8 ①		x 0-0 F7 ②		x 0-0 F8 ②		BBB 4-0 BB		x 0-0 1-2 2-H 1B	3	0	0	0	1	0	1
(9, 9) Earl Williams, R (9, PH) OBP: 0.293, SLG: 0.375										1	0	1	1	0	0	0
Tim Foli, R (1, 6) OBP: 0.278, SLG: 0.376	x 0-0 6-3 ②		x 0-0 2-H 1B		x 0-0 1-4-3 ③		x 0-0 F8 ③			4	0	1	1	0	0	1
Larry Parrish, R (1, 5) OBP: 0.285, SLG: 0.365	x 0-0 6-3 ③		x 0-0 F7 ③			x 0-0 F9 1B SF9 1B		x 0-0 F9 ①		4	1	1	0	0	0	1
Wayne Garrett, L (1, 4) OBP: 0.360, SLG: 0.298		SSS 0-3 K ①		BBB 4-0 FC6-4 BB		x 0-0 SF9 1-2 1B		SSS 0-3 K ②		3	0	1	0	1	2	0
Barry Foote, R (1, 2) OBP: 0.247, SLG: 0.325		x 0-0 L3 ②		x 0-0 FC6-4 1B 1-2f 1B ①		x 0-0 F9 2-3 ①		x 0-0 5-3 ③		4	0	0	0	0	0	3
Mike Jorgensen, L (1, 3) OBP: 0.360, SLG: 0.355		BBB 4-0 BB		x 0-0 1-3 1B 1B		x 0-0 SF9 1-2 3-H ②			BBB 4-0 SH2-4 1B BB	1	1	1	1	2	0	0
Bombo Rivera, R (1, 7) OBP: 0.331, SLG: 0.431		x 0-0 1-3 ③		x 0-0 1-2 3-H 1B ②		x 0-0 1-3 ③			x 0-0 SH2-4 1-2 ①	3	0	1	0	0	0	2
Warren Cromartie, L (1, 9) OBP: 0.258, SLG: 0.262 Jerry White, S (9, 8) OBP: 0.315, SLG: 0.312			x 0-0 PB SH3-4 1B 1B	x 0-0 F9 ③			x 0-0 1-3 ①		x 0-0 6-3 ②	3	1	1	0	0	0	2
										1	0	0	0	0	0	1
Steve Dunning, R (1, 1) OBP: 0.235, SLG: 0.133 Dale Murray, R (8, 1) Chuck Taylor, R (9, 1) Jose Morales, R (9, PH) OBP: 0.336, SLG: 0.475			x 0-0 SH3-4 1-2 ①		SSS 0-3 K ①		SSS 0-3 K ②		4-0 1B IBB	2	0	0	0	0	2	0
										0	0	0	0	0	0	0
										0	0	0	0	0	0	0
										0	0	0	0	1	0	0
Inning Stats	R: 0 E: 0 K: 0 S: 3 H: 0 LOB: 0 BB: 0 P: 3	R: 0 E: 0 K: 1 S: 5 H: 0 LOB: 1 BB: 1 P: 9	R: 1 E: 0 K: 0 S: 5 H: 2 LOB: 1 BB: 0 P: 5	R: 0 E: 0 K: 0 S: 4 H: 2 LOB: 2 BB: 1 P: 8	R: 0 E: 0 K: 1 S: 5 H: 0 LOB: 0 BB: 0 P: 5	R: 1 E: 0 K: 0 S: 5 H: 2 LOB: 1 BB: 0 P: 5	R: 0 E: 0 K: 1 S: 5 H: 0 LOB: 1 BB: 1 P: 9	R: 0 E: 0 K: 1 S: 5 H: 0 LOB: 0 BB: 0 P: 5	R: 1 E: 0 K: 0 S: 3 H: 1 LOB: 2 BB: 2 P: 11	1B: 7 2B: 0 3B: 0 HR: 0	SF: 1 SAC: 2 DP: 0 HBP: 0						

PITCHER	IP	WLS	BF	H	R	ER	SO	BB	IBB	HBP	BLK	WP	HR	S	P	ERA	WHIP
Lerrin LaGrow, R (1, 1) ERA: 2.57	7.0		29	6	2	2	3	3	0	0	0	0	0	32	44	2.57	1.286
John Curtis, L (8, 1) ERA: 4.54	1.2	L	8	1	1	1	1	1	1	0	0	0	0	8	16	5.40	1.200

PITCHER	IP	WLS	BF	H	R	ER	SO	BB	IBB	HBP	BLK	WP	HR	S	P	ERA	WHIP

BOTTOM

St. Louis Cardinals @ Montreal Expos

Jarry Park, Montreal, QB

Mon Sep 06 1976, 7:05 PM EDT

Att. 6,509 - Unknown - 58 F

livebaseballscorecards.com

AB	29
R	3
H	7
RBI	3
BB	5
SO	4
LOB	11

St. Louis Cardinals @ Montreal Expos

Jarry Park, Montreal, QB

Tue Sep 07 1976, 7:05 PM EDT

Att. 2,107 - Unknown - 66 F

TOP

livebaseballscorecards.com

Batter	1	2	3	4	5	6	7	8	9	AB	R	H	RBI	BB	SO	LOB
Jerry Mumphrey, S (1, 8) OBP: 0.330, SLG: 0.330	6-3		FC6 1-2f			4-3	K	1-3		5	0	0	0	0	1	2
Garry Templeton, S (1, 6) OBP: 0.333, SLG: 0.352	K		K			L1	F9		BB 1B 1B	5	1	1	0	0	2	1
Lou Brock, L (1, 7) OBP: 0.340, SLG: 0.376	CS 1B			1-3		E S 1B	1B 2B		SH3-4 1B 1-2 BB BB	4	3	3	0	1	0	0
Vic Harris, S (9, 7) OBP: 0.279, SLG: 0.318										0	0	0	0	0	0	0
Ted Simmons, S (1, 2) OBP: 0.374, SLG: 0.401	CS 1-2	P5		1B BB		E 1-2 1B BB	1B BB		BB SH3-4 1-2 2-H 1B	2	1	1	1	3	0	0
Keith Hernandez, L (1, 3) OBP: 0.369, SLG: 0.424		FC6-4 BB		G4-6-3 1-2 1B		E7 1B 1-3 2-H 1B	1-3 2-H 1B		SH3-4 1-2 2-3	3	1	3	2	1	0	0
Willie Crawford, L (1, 9) OBP: 0.357, SLG: 0.447		FC6-4 1-2f		G4-6-3 1-2f		1B 1B BB	L5		BB IBB	3	1	0	0	2	0	5
Joe Ferguson, R (9, 9) OBP: 0.329, SLG: 0.370										0	0	0	0	0	0	0
Hector Cruz, R (1, 5) OBP: 0.269, SLG: 0.316		K			K	1B 1-2 2-3 3-H 1B		K	G4-6-3 1-2 2-3 3-H BB	4	0	1	2	1	3	1
Luis Alvarado, R (1, 4) OBP: 0.556, SLG: 0.500			FC6 1B		3-1	1-3 2-H 3-H 1B		4-3	G4-6-3 1-2f	2	0	1	0	0	0	0
Ron Fairly, L (6, PH) OBP: 0.391, SLG: 0.306										1	0	1	2	0	0	0
Don Kessinger, S (6, PR) OBP: 0.318, SLG: 0.311										2	0	0	0	0	0	3
(6, 4)																
Eric Rasmussen, R (1, 1) OBP: 0.182, SLG: 0.161			K		K	F8		BB		2	0	0	0	0	2	1
John Tamargo, S (6, PH)										1	0	0	0	0	0	2
Mike Wallace, L (6, 1) OBP: 0.333, SLG: 0.333										0	0	0	0	0	0	0
Bill Greif, R (7, 1)										0	0	0	0	1	0	0
Inning Stats	R: 0 E: 0 K: 1 S: 5 H: 1 LOB: 0 BB: 0 P: 5	R: 0 E: 0 K: 1 S: 5 H: 0 LOB: 1 BB: 1 P: 9	R: 0 E: 0 K: 2 S: 8 H: 1 LOB: 1 BB: 0 P: 8	R: 0 E: 0 K: 0 S: 3 H: 1 LOB: 1 BB: 1 P: 7	R: 0 E: 0 K: 2 S: 7 H: 0 LOB: 0 BB: 0 P: 7	R: 4 E: 1 K: 0 S: 7 H: 4 LOB: 2 BB: 2 P: 15	R: 1 E: 0 K: 1 S: 7 H: 2 LOB: 2 BB: 1 P: 11	R: 0 E: 0 K: 1 S: 5 H: 0 LOB: 1 BB: 1 P: 9	R: 2 E: 0 K: 0 S: 4 H: 2 LOB: 2 BB: 3 P: 16	1B: 10 2B: 1 3B: 0 HR: 0 SF: 0 SAC: 1 DP: 2 HBP: 0	WP: 0 PB: 0 SB: 1 CS: 1 PA: 45					

	AB	34
	R	7
	H	11
	RBI	7
	BB	9
	SO	8
	LOB	15

PITCHER		IP	WLS	BF	H	R	ER	SO	BB	IBB	HBP	BLK	WP	HR	S	P	ERA	WHIP
Don Stanhouse, R ERA: 3.64	(1, 1)	5.2		26	7	4	4	6	4	0	0	0	0	0	34	50	6.35	1.941
Chuck Taylor, R ERA: 5.02	(6, 1)	1.0	L	6	2	1	1	1	1	0	0	0	0	0	7	11	9.00	3.000
Joe Kerrigan, R ERA: 3.82	(7, 1)	1.1		5	0	0	0	1	1	0	0	0	0	0	6	10	0.00	0.750
Clay Kirby, R ERA: 5.87	(9, 1)	0.0		3	2	2	2	0	1	0	0	0	0	0	2	6	∞	∞
Chip Lang, R ERA: 4.4	(9, 1)	1.0		4	0	0	0	0	1	1	0	0	0	0	2	10	0.00	1.000

PITCHER	IP	WLS	BF	H	R	ER	SO	BB	IBB	HBP	BLK	WP	HR	S	P	ERA	WHIP

Batter	1	2	3	4	5	6	7	8	9	AB	R	H	RBI	BB	SO	LOB
Del Unser, L (1, 8) OBP: 0.274, SLG: 0.363	E3 3-1 BB	1-H 2-H 2B			S 2B 1B		4-3		3-1	5	1	2	2	0	0	0
Tim Foli, R (1, 6) OBP: 0.280, SLG: 0.374	F9	K			P4 1-2		BB		G6-4-3 1B	4	0	1	0	1	1	3
Larry Parrish, R (1, 5) OBP: 0.288, SLG: 0.367	3-1 1-2 BB		F2		1B 2-H 2B		1-2 BB		G6-4-3 1-2f	3	1	1	1	2	0	1
Wayne Garrett, L (1, 4) Earl Williams, R (7, PH) Pepe Frias, R (8, 4) OBP: 0.358, SLG: 0.295 OBP: 0.293, SLG: 0.373 OBP: 0.210, SLG: 0.224	3-1 1-2 2-3		F8		K		P6			3 1 0	0 0 0	0 0 0	0 0 0	0 0 0	1 0 0	3 2 0
Gary Carter, R (1, 2) OBP: 0.294, SLG: 0.316	6-3		K		1B 2-H		K			4	0	1	1	0	2	4
Mike Jorgensen, L (1, 3) OBP: 0.359, SLG: 0.354		6-3 2B 1B		P4	F8				F9	4	1	1	0	0	0	1
Bombo Rivera, R (1, 7) OBP: 0.323, SLG: 0.419		K		5-3		P4		K		4	0	0	0	0	2	1
Warren Cromartie, L (1, 9) OBP: 0.258, SLG: 0.262		6-3 1-2		E3		K		1B		4	0	1	0	0	1	1
Don Stanhouse, R (1, 1) OBP: 0.320, SLG: 0.289 Chuck Taylor, R (6, 1) Joe Kerrigan, R (7, 1) Jose Morales, R (8, PH) OBP: 0.333, SLG: 0.472 Clay Kirby, R (9, 1) OBP: 0.105, SLG: 0.111 Chip Lang, R (9, 1) OBP: 0.250, SLG: 0.250		2B BB		4-3		F8		4-3		1 1 0 1 0 0	1 0 0 0 0 0	0 0 0 0 0 0	0 0 0 0 0 0	1 0 0 0 0 0	0 0 0 1 0 0	1 0 0 1 0 0
Inning Stats	R: 0 E: 1 K: 0 S: 4 H: 0 LOB: 2 BB: 1 P: 8	R: 2 E: 0 K: 2 S: 9 H: 2 LOB: 1 BB: 1 P: 13	R: 0 E: 0 K: 1 S: 5 H: 0 LOB: 0 BB: 0 P: 5	R: 0 E: 1 K: 0 S: 4 H: 0 LOB: 1 BB: 0 P: 4	R: 2 E: 0 K: 1 S: 8 H: 3 LOB: 1 BB: 0 P: 8	R: 0 E: 0 K: 1 S: 5 H: 0 LOB: 0 BB: 0 P: 5	R: 0 E: 0 K: 1 S: 5 H: 0 LOB: 2 BB: 2 P: 13	R: 0 E: 0 K: 1 S: 6 H: 1 LOB: 1 BB: 0 P: 6	R: 0 E: 0 K: 0 S: 3 H: 1 LOB: 0 BB: 0 P: 3	1B: 5 2B: 2 3B: 0 HR: 0	SF: 0 SAC: 0 DP: 1 HBP: 0			WP: 0 PB: 0 SB: 1 CS: 0	PA: 39		

PITCHER	IP	WLS	BF	H	R	ER	SO	BB	IBB	HBP	BLK	WP	HR	S	P	ERA	WHIP
Eric Rasmussen, R (1, 1) ERA: 3.43	5.0		24	5	4	4	4	2	0	0	0	0	0	30	38	7.20	1.400
Mike Wallace, L (6, 1) ERA: 4.01	1.1	W	6	0	0	0	1	2	0	0	0	0	0	6	14	0.00	1.500
Bill Greif, R (7, 1) ERA: 4.68	2.2	S	9	2	0	0	2	0	0	0	0	0	0	13	13	0.00	0.750

PITCHER	IP	WLS	BF	H	R	ER	SO	BB	IBB	HBP	BLK	WP	HR	S	P	ERA	WHIP

BOTTOM

St. Louis Cardinals @ Montreal Expos

Jarry Park, Montreal, QB

Tue Sep 07 1976, 7:05 PM EDT

Att. 2,107 - Unknown - 66 F

livebaseballscorecards.com

AB	35
R	4
H	7
RBI	4
BB	4
SO	7
LOB	18

Montreal Expos @ St. Louis Cardinals

Busch Stadium, St. Louis, MO

Wed Sep 08 1976, 7:05 PM CDT

Unknown

TOP

livebaseballscorecards.com

Batter	1	2	3	4	5	6	7	8	9	AB	R	H	RBI	BB	SO	LOB
Del Unser, L (1, 8) OBP: 0.276, SLG: 0.372	4-3		1B 3B		F8 PB 2B 1-3		1-3		BB WP 1B 2-H 3-H	4	2	2	0	0	0	0
Barry Foote, R (9, PH) OBP: 0.249, SLG: 0.327 (9, 2)										1	1	1	2	0	0	0
Tim Foli, R (1, 6) OBP: 0.281, SLG: 0.373	6-3		3-H 1B		6-3 3-H		6-3		WP BB IBB	4	0	1	2	1	0	1
Mike Jorgensen, L (1, 9) OBP: 0.359, SLG: 0.353	3-1		4-3		F8 2-3			G5-4-3 1B	WP BB 1-2 2-3	4	0	1	0	1	0	2
Earl Williams, R (1, 3) OBP: 0.291, SLG: 0.374		F9		G6-3 1B 2B	P6 3-H			G5-4-3 1-2f	F7 1-2 2-3 3-H	5	1	1	0	0	0	3
Larry Parrish, R (1, 5) OBP: 0.286, SLG: 0.364		K		E5 G6-3		F8		F9		4	0	0	0	0	1	1
Pete Mackanin, R (1, 4) OBP: 0.258, SLG: 0.345		2B		G6-3 1-2f 2-3		FC6-4 1B			FC1-6 1B	4	0	3	0	0	0	2
Pepe Frias, R (9, 4) OBP: 0.210, SLG: 0.224										0	0	0	0	0	0	0
Gary Carter, R (1, 2) OBP: 0.297, SLG: 0.318	6-3		3-H 1B		F8				6-3 FC1-6 1-2 1B 1B	4	0	2	1	0	0	2
Jerry White, S (9, PR) OBP: 0.315, SLG: 0.312 (9, 8)										0	1	0	0	0	0	0
Bombo Rivera, R (1, 7) OBP: 0.315, SLG: 0.408		F5	K			FC6-4 1-2f			FC1-6 6-3 1-2 2-3f 1B	4	1	0	0	0	1	4
Dennis Blair, R (1, 1)		K			2B 6-3 1B		6-3		6-3 1-2 2-3	0	0	0	0	0	0	0
Chip Lang, R (2, 1) OBP: 0.200, SLG: 0.200										1	0	0	0	0	1	0
Andre Thornton, R (5, PH) OBP: 0.324, SLG: 0.380										1	1	1	0	0	0	0
Chuck Taylor, R (5, 1)										0	0	0	0	0	0	0
Ellis Valentine, R (7, PH) OBP: 0.335, SLG: 0.389										1	0	0	0	0	0	0
Joe Kerrigan, R (7, 1)										0	0	0	0	0	0	0
Jose Morales, R (9, PH) OBP: 0.331, SLG: 0.469										1	0	0	0	0	0	2
Dale Murray, R (9, 1)										0	0	0	0	0	0	0
Inning Stats	R: 0 H: 0 E: 0 LOB: 0 K: 0 BB: 0 S: 3 P: 3	R: 0 H: 1 E: 0 LOB: 1 K: 1 BB: 0 S: 6 P: 6	R: 1 H: 2 E: 0 LOB: 1 K: 1 BB: 0 S: 7 P: 7	R: 1 H: 2 E: 1 LOB: 1 K: 1 BB: 0 S: 7 P: 7	R: 2 H: 2 E: 0 LOB: 0 K: 0 BB: 0 S: 5 P: 5	R: 0 H: 1 E: 0 LOB: 1 K: 0 BB: 0 S: 4 P: 4	R: 0 H: 0 E: 0 LOB: 0 K: 0 BB: 0 S: 3 P: 3	R: 0 H: 1 E: 0 LOB: 0 K: 0 BB: 0 S: 3 P: 3	R: 3 H: 3 E: 0 LOB: 2 K: 0 BB: 2 S: 6 P: 14	1B: 8 SF: 0 2B: 3 SAC: 0 3B: 1 DP: 2 HR: 0 HBP: 0						

	AB	38
	R	7
	H	12
	RBI	5
	BB	2
	SO	3
	LOB	17

	WP: 1	PA: 40
	PB: 1	
	SB: 0	
	CS: 0	

PITCHER		IP	WLS	BF	H	R	ER	SO	BB	IBB	HBP	BLK	WP	HR	S	P	ERA	WHIP
Bob Forsch, R ERA: 3.99	(1, 1)	5.0		22	7	4	3	3	0	0	0	0	0	0	28	28	5.40	1.400
John Curtis, L ERA: 4.58	(6, 1)	3.0	L	12	4	2	2	0	0	0	0	0	0	0	12	12	6.00	1.333
Al Hrabosky, L ERA: 2.91	(9, 1)	1.0		6	1	1	1	0	1	1	0	0	1	0	4	12	9.00	2.000

PITCHER	IP	WLS	BF	H	R	ER	SO	BB	IBB	HBP	BLK	WP	HR	S	P	ERA	WHIP

Batter	1	2	3	4	5	6	7	8	9	AB	R	H	RBI	BB	SO	LOB
Jerry Mumphrey, S (1, 8) OBP: 0.328, SLG: 0.326	BBBB 4-0 6-3 G3 BB	x 0-0 ① SF8 2-3 3-H		x 0-0 ② 4-3 2-3		x 0-0 ③ G3			SSS 0-3 ① K	3	0	0	1	1	1	2
Garry Templeton, S (1, 6) OBP: 0.336, SLG: 0.354	x 0-0 ① G3 1-2	x 0-0 G1-6-3 1B 1-2 3-H		x 0-0 ③ F8			x 0-0 1B 1B		x 0-0 ② 4-3	5	0	2	1	0	0	2
Lou Brock, L (1, 7) OBP: 0.339, SLG: 0.381	x 0-0 ② 6-3 2-3	x 0-0 ② ③ G1-6-3 1-2f			x 0-0 IHR		SSS 0-3 ① K		x 0-0 ③ 5-3	5	1	1	1	0	1	4
Ted Simmons, S (1, 2) OBP: 0.371, SLG: 0.398	x 0-0 ③ 4-3		x 0-0 ① 6-3		x 0-0 ① F9		x 0-0 ② F7			4	0	0	0	0	0	2
Keith Hernandez, L (1, 3) OBP: 0.374, SLG: 0.426		x 0-0 2B E 1B	BBBB 4-0 1B BB		SSS 0-3 ② K		x 0-0 1-2 1B			3	1	2	0	1	1	0
Willie Crawford, L (1, 9) OBP: 0.358, SLG: 0.450 Joe Ferguson, R (9, 9) OBP: 0.329, SLG: 0.370		x 0-0 E WP 2B 1-3	x 0-0 ② 1B 1-3		SSS 0-3 ③ K		x 0-0 ③ P5			4 0	1 0	2 0	0 0	0 0	1 0	2 0
Don Kessinger, S (1, 4) OBP: 0.316, SLG: 0.308		x 0-0 E4 1B WP SF8 2-3 3-H	x 0-0 ③ F8			x 0-0 ① 4-3		x 0-0 ① 5-3		4	1	0	1	0	0	2
Hector Cruz, R (1, 5) OBP: 0.274, SLG: 0.319		BBBB 4-0 SF8 1B 1B 1-2 3-H BB		x 0-0 4-3 SH1-4 1B		x 0-0 SH1-3 1B		x 0-0 ② 6-3		3	1	2	0	1	0	0
Bob Forsch, R (1, 1) OBP: 0.167, SLG: 0.226 John Curtis, L (6, 1) OBP: 0.250, SLG: 0.233 Al Hrabosky, R (9, 1)		x 0-0 1B 1-2 2-3 1B		x 0-0 ① SH1-4 1-2		x 0-0 ② SH1-3 1-2		x 0-0 ③ 1-3		1 1 0	0 0 0	1 0 0	0 0 0	0 0 0	0 0 0	0 0 0
Inning Stats	R: 0 H: 0 E: 0 LOB: 1 K: 0 BB: 1 S: 3 P: 7	R: 4 H: 4 E: 1 LOB: 1 K: 0 BB: 1 S: 7 P: 11	R: 0 H: 1 E: 0 LOB: 1 K: 0 BB: 1 S: 3 P: 7	R: 0 H: 1 E: 0 LOB: 1 K: 0 BB: 0 S: 4 P: 4	R: 1 H: 1 E: 0 LOB: 0 K: 2 BB: 0 S: 8 P: 8	R: 0 H: 1 E: 0 LOB: 1 K: 0 BB: 0 S: 4 P: 4	R: 0 H: 2 E: 0 LOB: 2 K: 1 BB: 0 S: 7 P: 7	R: 0 H: 0 E: 0 LOB: 0 K: 0 BB: 0 S: 3 P: 3	R: 0 H: 0 E: 0 LOB: 0 K: 1 BB: 0 S: 5 P: 5	1B: 8 SF: 1 2B: 1 SAC: 2 3B: 0 DP: 1 HR: 1 HBP: 0						

PITCHER		IP	WLS	BF	H	R	ER	SO	BB	IBB	HBP	BLK	WP	HR	S	P	ERA	WHIP
Dennis Blair, R ERA: 5.4	(1, 1)	1.1		11	4	4	3	0	2	0	0	0	1	0	9	17	20.25	4.500
Chip Lang, R ERA: 4.15	(2, 1)	2.2		9	2	0	0	0	1	0	0	0	0	0	8	12	0.00	1.125
Chuck Taylor, R ERA: 4.99	(5, 1)	2.0		8	2	1	1	2	0	0	0	0	0	0	12	12	4.50	1.000
Joe Kerrigan, R ERA: 3.6	(7, 1)	2.0	W	8	2	0	0	1	0	0	0	0	0	0	10	10	0.00	1.000
Dale Murray, R ERA: 3.18	(9, 1)	1.0	S	3	0	0	0	1	0	0	0	0	0	0	5	5	0.00	0.000

PITCHER	IP	WLS	BF	H	R	ER	SO	BB	IBB	HBP	BLK	WP	HR	S	P	ERA	WHIP

BOTTOM

Montreal Expos @ St. Louis Cardinals

Busch Stadium, St. Louis, MO

Wed Sep 08 1976, 7:05 PM CDT

Unknown

livebaseballscorecards.com

AB	33
R	5
H	10
RBI	4
BB	3
SO	4
LOB	14

Batter	1	2	3	4	5	6	7	8	9	AB	R	H	RBI	BB	SO	LOB
Del Unser, L (1, 8) OBP: 0.279, SLG: 0.371	E6 CS 1B		1B BB SF9 1B	BB 1-2		E4 E 1B WP 2-H		K	IBB	4	2	1	0	2	1	0
Tim Foli, R (1, 6) OBP: 0.286, SLG: 0.376	CS 1-2 1B		SF9 1B 1-2 BB	F8		E5 WP SF6 1-3 1B		E 1B	P4	5	2	3	0	1	0	4
Mike Jorgensen, L (1, 9) OBP: 0.360, SLG: 0.358	K 1-2 2-3		1-2 2-3 1B	F2	SF6 2-H 3-H	E6 1-H 2B 2B				4	1	2	2	0	1	2
Earl Williams, R (1, 3) OBP: 0.289, SLG: 0.371 Chuck Taylor, R (5, 1) Ellis Valentine, R (6, PH) OBP: 0.338, SLG: 0.389 Don Carrithers, R (6, PR) OBP: 0.114, SLG: 0.171 Joe Kerrigan, R (6, 1) Jose Morales, R (8, PH) OBP: 0.336, SLG: 0.479 Dale Murray, R (8, 1) Woodie Fryman, R (8, 1) OBP: 0.127, SLG: 0.111	1-3		SF9 2-3 3-H	P3	BB BB	3-H 2B			2 0 0 0 0 1 0 0	0 0 0 0 0 0 0 0	0 0 0 0 0 1 0 0	1 0 0 0 0 0 0 0	0 0 0 0 0 0 0 0	0 0 0 0 0 0 0 0	1 0 0 0 0 0 0 0
Larry Parrish, R (1, 5) OBP: 0.287, SLG: 0.363 Chip Lang, R (3, 1) OBP: 0.200, SLG: 0.200 Andre Thornton, R (5, PH) OBP: 0.324, SLG: 0.377 (5, 3)		FC6-4 1B BB	K	F9	BB 1-2			K		1 0 2	0 0 0	0 0 0	0 0 0	1 0 1	1 0 1	2 0 1
Barry Foote, R (1, 2) OBP: 0.248, SLG: 0.325		K	F8		E4 2B 1B K			P3		5	1	1	0	0	2	6
Bombo Rivera, R (1, 7) OBP: 0.325, SLG: 0.423 Jerry White, S (8, 7) OBP: 0.317, SLG: 0.314	FC6-4 1-2 1B		BB 1B		2B 2-H 2B	K		F9 SH3-4 1B		4 1	1 0	3 1	1 0	0 0	1 0	0 0
Pepe Frias, R (1, 4) OBP: 0.212, SLG: 0.238	FC6-4 1-2f 2-3		F9		E 2-H 2B	F9		SH3-4 1-2		4	1	1	1	0	0	3
Gerry Hannahs, L (1, 1) Pete Mackanin, R (3, 5) OBP: 0.255, SLG: 0.341	K		F3		F8	B5-3		F9 2-3		1 4	0 0	0 0	0 0	0 0	1 0	2 3
Inning Stats	R: 0 E: 1 K: 1 S: 6 H: 1 LOB: 1 BB: 0 P: 6	R: 0 E: 0 K: 2 S: 8 H: 1 LOB: 2 BB: 1 P: 12	R: 1 E: 0 K: 1 S: 7 H: 2 LOB: 2 BB: 1 P: 11	R: 0 E: 0 K: 0 S: 4 H: 1 LOB: 2 BB: 1 P: 8	R: 0 E: 0 K: 0 S: 3 H: 0 LOB: 0 BB: 0 P: 3	R: 5 E: 3 K: 1 S: 10 H: 4 LOB: 2 BB: 2 P: 18	R: 0 E: 0 K: 1 S: 5 H: 0 LOB: 0 BB: 0 P: 5	R: 2 E: 1 K: 2 S: 10 H: 3 LOB: 1 BB: 0 P: 10	R: 0 E: 0 K: 0 S: 4 H: 1 LOB: 2 BB: 1 P: 8	1B: 9 2B: 5 3B: 0 HR: 0 SF: 2 SAC: 1 DP: 1 HBP: 0						

PITCHER	IP	WLS	BF	H	R	ER	SO	BB	IBB	HBP	BLK	WP	HR	S	P	ERA	WHIP
Eddie Solomon, R (1, 1) ERA: 3.77	5.1		29	9	6	4	4	3	0	0	0	0	0	34	46	6.75	2.250
Mike Wallace, L (6, 1) ERA: 3.99	0.1		3	0	0	0	0	2	0	0	0	1	0	1	9	0.00	6.000
Tom Walker, R (6, 1) ERA: 4.5	3.1	L	15	4	2	2	4	0	1	0	0	0	0	22	26	5.40	1.200

PITCHER	IP	WLS	BF	H	R	ER	SO	BB	IBB	HBP	BLK	WP	HR	S	P	ERA	WHIP

TOP

Montreal Expos @ St. Louis Cardinals

Busch Stadium, St. Louis, MO

Wed Sep 08 1976, 7:05 PM CDT

Att. 6,945 - Unknown

livebaseballscorecards.com

AB	38
R	8
H	13
RBI	6
BB	6
SO	8
LOB	24

WP: 1 PA: 47
PB: 0
SB: 0
CS: 2

Batter	1	2	3	4	5	6	7	8	9	AB	R	H	RBI	BB	SO	LOB
Jerry Mumphrey, S (1, 8) OBP: 0.326, SLG: 0.324	0-0 2B SF8 1B	0-3 K	0-0 F7			0-0 F8			0-0 F3	5	1	1	0	0	1	1
Garry Templeton, S (1, 6) OBP: 0.339, SLG: 0.373	0-0 BB 1-3 BB 2B	0-3 K		0-0 F8			0-0 1-3		0-0 2B	5	1	2	0	0	1	0
Mike Anderson, R (1, 7) OBP: 0.392, SLG: 0.368 Vic Harris, S (2, PR) OBP: 0.276, SLG: 0.313 (3, 7) (9, 5)	4-0 BB BB 1B BB	4-0 FC5-4 BB		0-0 1-6-3			0-0 4-3		0-0 5-3	0 3	1 0	0 0	0 0	0 0	2 0	0 1
Joe Ferguson, R (1, 2) OBP: 0.326, SLG: 0.367	0-0 SF8 3-H	0-0 FC5-4 1-2f		0-0 F8			0-0 F9			3	0	0	1	0	0	1
Keith Hernandez, L (1, 3) OBP: 0.373, SLG: 0.422	4-0 BB 1B 1-2 2-3 BB		0-0 6-3		0-0 F7			0-0 F7		3	1	0	0	1	0	0
Hector Cruz, R (1, 5) OBP: 0.276, SLG: 0.318 Ron Fairly, L (8, PH) OBP: 0.388, SLG: 0.303 Don Kessinger, S (9, 4) OBP: 0.316, SLG: 0.308	4-0 1B WP 1-2 2-3 3-H BB		4-0 1B 2B BB		0-0 6-3			0-0 L3		1 1 0	2 0 0	0 0 0	1 0 0	2 0 0	0 0 0	0 0 0
Sam Mejias, R (1, 9) Lou Brock, L (8, PH) OBP: 0.340, SLG: 0.383 (9, 7)	0-3 K		0-0 F9		0-0 P4			0-0 1B		3 1	0 0	0 1	0 0	0 0	1 0	4 0
Luis Alvarado, R (1, 4) OBP: 0.583, SLG: 0.545 Willie Crawford, L (8, PH) OBP: 0.358, SLG: 0.450 Ted Simmons, S (8, PH) OBP: 0.371, SLG: 0.397 Charlie Chant, R (9, 9) OBP: 0.100, SLG: 0.100	0-0 WP 1-3 2-H 3-H 1B		0-0 2B 1-2 1B			0-0 F9		0-0 F8		3 0 1 0	1 0 0 0	2 0 0 0	2 0 0 0	0 0 0 0	0 0 0 0	0 0 1 0
Eddie Solomon, R (1, 1) OBP: 0.500, SLG: 1.000 Mike Wallace, L (6, 1) OBP: 0.333, SLG: 0.333 Tom Walker, R (6, 1) Ken Rudolph, R (9, PH) OBP: 0.189, SLG: 0.250	0-3 K 2-3 3-H		0-0 1-H 2-H 2B			0-0 6-3			0-0 4-3	2 0 1 1	0 0 0 0	1 0 0 0	2 0 0 0	0 0 0 0	1 0 0 0	1 0 0 0
Inning Stats	R: 5 E: 0 K: 2 S: 10 H: 3 LOB: 1 BB: 3 P: 22	R: 0 E: 0 K: 2 S: 7 H: 0 LOB: 1 BB: 1 P: 11	R: 2 E: 0 K: 0 S: 5 H: 2 LOB: 1 BB: 1 P: 9	R: 0 E: 0 K: 0 S: 3 H: 0 LOB: 0 BB: 0 P: 3	R: 0 E: 0 K: 0 S: 3 H: 0 LOB: 0 BB: 0 P: 3	R: 0 E: 0 K: 0 S: 3 H: 0 LOB: 0 BB: 0 P: 3	R: 0 E: 0 K: 0 S: 3 H: 0 LOB: 0 BB: 0 P: 3	R: 0 E: 0 K: 0 S: 4 H: 1 LOB: 1 BB: 0 P: 4	R: 0 E: 0 K: 0 S: 4 H: 1 LOB: 1 BB: 0 P: 4	1B: 4 2B: 3 3B: 0 HR: 0	SF: 1 SAC: 0 DP: 0 HBP: 0						

PITCHER		IP	WLS	BF	H	R	ER	SO	BB	IBB	HBP	BLK	WP	HR	S	P	ERA	WHIP
Gerry Hannahs, L ERA: 23.63	(1, 1)	2.2		18	5	7	7	4	5	0	0	0	1	0	21	41	23.62	3.750
Chip Lang, R ERA: 4.04	(3, 1)	1.1		4	0	0	0	0	0	0	0	0	0	0	4	4	0.00	0.000
Chuck Taylor, R ERA: 4.83	(5, 1)	1.0		3	0	0	0	0	0	0	0	0	0	0	3	3	0.00	0.000
Joe Kerrigan, R ERA: 3.41	(6, 1)	2.0	W	6	0	0	0	0	0	0	0	0	0	0	6	6	0.00	0.000
Dale Murray, R ERA: 3.16	(8, 1)	0.2		3	1	0	0	0	0	0	0	0	0	0	3	3	0.00	1.500

PITCHER		IP	WLS	BF	H	R	ER	SO	BB	IBB	HBP	BLK	WP	HR	S	P	ERA	WHIP
Woodie Fryman, L ERA: 3.24	(8, 1)	1.1	S	5	1	0	0	0	0	0	0	0	0	0	5	5	0.00	0.750

BOTTOM

Montreal Expos @ St. Louis Cardinals

Busch Stadium, St. Louis, MO

Wed Sep 08 1976, 7:05 PM CDT

Att. 6,945 - Unknown

livebaseballscorecards.com

AB	33
R	7
H	7
RBI	6
BB	5
SO	4
LOB	9

WP: 1 PA: 39
PB: 0
SB: 0
CS: 0

Batter	1	2	3	4	5	6	7	8	9	AB	R	H	RBI	BB	SO	LOB
Del Unser, L (1, 8) OBP: 0.279, SLG: 0.370	F8			F8 1B 1B 1B		E4 G5-4-3			F8	4	1	1	0	0	0	0
Tim Foli, R (1, 6) OBP: 0.283, SLG: 0.373	L1			P6		G5-4-3 1-2f			F6	4	0	0	0	0	0	2
Mike Jorgensen, L (1, 9) OBP: 0.359, SLG: 0.356	4-1			1B 1-2 1B		4-3			F7	4	0	1	0	0	0	0
Earl Williams, R (1, 3) OBP: 0.286, SLG: 0.368		F9		F8 2-3			P3			3	0	0	0	0	0	2
Larry Parrish, R (1, 5) OBP: 0.289, SLG: 0.365		F3		1-3 3-H 1B			G6-3 1B			3	0	2	1	0	0	0
Warren Cromartie, L (1, 7) OBP: 0.246, SLG: 0.250		6-3		1-3			G6-3 1-2f			3	0	0	0	0	0	3
Gary Carter, R (1, 2) OBP: 0.294, SLG: 0.315			F8		P3			6-3		3	0	0	0	0	0	0
Pepe Frias, R (1, 4) OBP: 0.207, SLG: 0.232			P3		F9			K		2	0	0	0	0	0	0
Ellis Valentine, R (8, PH) OBP: 0.336, SLG: 0.388										1	0	0	0	0	1	0
Pete Mackanin, R (8, 4) OBP: 0.255, SLG: 0.341										0	0	0	0	0	0	0
Don Carrithers, R (1, 1) OBP: 0.108, SLG: 0.162			5-3		K			P6		2	0	0	0	0	1	0
Jose Morales, R (8, PH) OBP: 0.333, SLG: 0.476										1	0	0	0	0	0	0
Chuck Taylor, R (8, 1)										0	0	0	0	0	0	0
Inning Stats	R: 0 H: 0 E: 0 LOB: 0 K: 0 BB: 0 S: 3 P: 3	R: 0 H: 0 E: 0 LOB: 0 K: 0 BB: 0 S: 3 P: 3	R: 0 H: 0 E: 0 LOB: 0 K: 0 BB: 0 S: 3 P: 3	R: 1 H: 3 E: 0 LOB: 2 K: 0 BB: 0 S: 6 P: 6	R: 0 H: 0 E: 0 LOB: 0 K: 1 BB: 0 S: 5 P: 5	R: 0 H: 0 E: 1 LOB: 0 K: 0 BB: 0 S: 3 P: 3	R: 0 H: 1 E: 0 LOB: 0 K: 0 BB: 0 S: 3 P: 3	R: 0 H: 0 E: 0 LOB: 0 K: 1 BB: 0 S: 5 P: 5	R: 0 H: 0 E: 0 LOB: 0 K: 0 BB: 0 S: 3 P: 3	1B: 4 SF: 0 2B: 0 SAC: 0 3B: 0 DP: 2 HR: 0 HBP: 0						

PITCHER	IP	WLS	BF	H	R	ER	SO	BB	IBB	HBP	BLK	WP	HR	S	P	ERA	WHIP
Lynn McGlothen, R (1, 1) ERA: 3.67	9.0	W	30	4	1	1	2	0	0	0	0	0	0	34	34	1.00	0.444

PITCHER	IP	WLS	BF	H	R	ER	SO	BB	IBB	HBP	BLK	WP	HR	S	P	ERA	WHIP

TOP

Montreal Expos @ St. Louis Cardinals

Busch Stadium, St. Louis, MO

Thu Sep 09 1976, 7:05 PM CDT

Att. 4,595 - Unknown

livebaseballscorecards.com

AB	30
R	1
H	4
RBI	1
BB	0
SO	2
LOB	7

WP: 0 PA: 30
PB: 0
SB: 0
CS: 0

Batter	1	2	3	4	5	6	7	8	9	AB	R	H	RBI	BB	SO	LOB
Vic Harris, S (1, 8) OBP: 0.271, SLG: 0.308	L3	G1-6-3 1-2f			F8		E3 4-3 SH2-3	4-3		4	0	0	0	0	0	2
Sam Mejias, R (7, PR) (8, 8)										1	0	0	0	0	0	2
Garry Templeton, S (1, 6) OBP: 0.339, SLG: 0.397	G3		1-3		HR		SH2-3 1-2			3	1	1	1	0	0	0
Lou Brock, L (1, 7) OBP: 0.342, SLG: 0.384	5-3		L4-3 1B		S 1B		4-3 2-3			4	1	2	0	0	0	2
Ted Simmons, S (1, 2) OBP: 0.370, SLG: 0.395		BB 1B 2B	L4-3 1-2		K 1-2		P6			3	1	0	0	1	1	4
Keith Hernandez, L (1, 3) OBP: 0.377, SLG: 0.427		1B 2B 1-2		F8	1B 2-H			1B 2B		4	2	3	1	0	0	0
Willie Crawford, L (1, 9) OBP: 0.360, SLG: 0.453		2B 1B 1-3 2-H		3-1	K			2B 1-3		4	1	2	1	0	1	1
Don Kessinger, S (1, 4) OBP: 0.315, SLG: 0.308		5-3		1B		G1		K		4	0	1	0	0	1	4
Hector Cruz, R (1, 5) OBP: 0.278, SLG: 0.318		IBB 1B		1-2		F7		K		3	0	1	0	1	1	2
Lynn McGlothen, L (1, 1) OBP: 0.194, SLG: 0.234		G1-6-3 1-3 2-H 3-H		G3		K		2B 1-3 3-H		4	0	2	3	0	1	2
Inning Stats	R: 0 H: 0 E: 0 LOB: 0 K: 0 BB: 0 S: 3 P: 3	R: 3 H: 3 E: 0 LOB: 1 K: 0 BB: 2 S: 5 P: 13	R: 0 H: 1 E: 0 LOB: 0 K: 0 BB: 0 S: 3 P: 3	R: 0 H: 2 E: 0 LOB: 2 K: 0 BB: 0 S: 5 P: 5	R: 2 H: 3 E: 0 LOB: 1 K: 2 BB: 0 S: 10 P: 10	R: 0 H: 0 E: 0 LOB: 0 K: 1 BB: 0 S: 5 P: 5	R: 0 H: 0 E: 1 LOB: 2 K: 0 BB: 0 S: 4 P: 4	R: 1 H: 3 E: 0 LOB: 2 K: 2 BB: 0 S: 10 P: 10		1B: 9 SF: 0 2B: 3 SAC: 1 3B: 0 DP: 2 HR: 1 HBP: 0				WP: 0 PA: 37 PB: 0 SB: 1 CS: 0		

PITCHER		IP	WLS	BF	H	R	ER	SO	BB	IBB	HBP	BLK	WP	HR	S	P	ERA	WHIP
Don Carrithers, R ERA: 4.52	(1, 1)	7.0	L	31	9	5	5	3	1	1	0	0	0	1	35	43	6.43	1.429
Chuck Taylor, R ERA: 4.96	(8, 1)	1.0		6	3	1	1	2	0	0	0	0	0	0	10	10	9.00	3.000

PITCHER	IP	WLS	BF	H	R	ER	SO	BB	IBB	HBP	BLK	WP	HR	S	P	ERA	WHIP

BOTTOM

Montreal Expos @ St. Louis Cardinals

Busch Stadium, St. Louis, MO

Thu Sep 09 1976, 7:05 PM CDT

Att. 4,595 - Unknown

livebaseballscorecards.com

AB	34
R	6
H	12
RBI	6
BB	2
SO	5
LOB	19

Montreal Expos @ Pittsburgh Pirates

Three Rivers Stadium, Pittsburgh, PA

Fri Sep 10 1976, 7:05 PM EDT

Att. 12,032 - Unknown

livebaseballscorecards.com

TOP

Batter	1	2	3	4	5	6	7	8	9	AB	R	H	RBI	BB	SO	LOB
Bombo Rivera, R (1, 7) OBP: 0.329, SLG: 0.418	4-0 G6-4-3 BB	4-2 BB		1-0 6-3 ②		0-3 K ③			2-2 3-1 ①	2	0	0	0	2	1	2
Jerry White, S (6, 7) OBP: 0.316, SLG: 0.313										1	0	0	0	0	0	0
Tim Foli, R (1, 6) OBP: 0.280, SLG: 0.369	1-1 G6-4-3 ①② 1-2f	0-2 F8 ③		2-0 4-3 ③			0-0 5-3 ①		0-0 F9 ②	5	0	0	0	0	0	3
Ellis Valentine, R (1, 8) OBP: 0.338, SLG: 0.382	1-1 E3 FC6-4		0-3 K ①		0-0 F9 ①		4-1 FC4-6 BB		4-2 BB	3	0	0	0	2	1	0
Earl Williams, R (1, 3) OBP: 0.288, SLG: 0.368	1-1 FC6-4 ③ 1-2f		0-0 E 1B		1-2 G6-4-3 1B		2-2 FC4-6 ② BB 1-2f		3-2 5-3 ③	5	1	2	0	0	0	3
Barry Foote, R (1, 2) OBP: 0.252, SLG: 0.329		2-2 1B 2B	0-1 L4 ②		2-0 G6-4-3 ②③ 1-2f		4-1 FC6-4 BB 1-2			3	1	1	0	1	0	2
Larry Parrish, R (1, 5) OBP: 0.291, SLG: 0.368		1-2 1B 1B 2-H	1-0 E6 2B 1-H			1-0 F6 ①	1-0 FC6-4 ③ 1-2f			4	2	2	2	0	0	2
Pete Mackanin, R (1, 4) OBP: 0.261, SLG: 0.346	2-0 6-3 4-3 1B 2-H	0-0 1B				0-0 SH1-4 1B		1-3 K ①		3	0	3	1	0	0	0
Pepe Frias, R (7, 4) OBP: 0.205, SLG: 0.229										1	0	0	0	0	1	0
Del Unser, L (1, 9) OBP: 0.279, SLG: 0.369	0-0 4-3 ① 1-2	1-3 K ③				2-0 SH1-4 1B 1-2		2-0 3-1 ②		4	0	1	0	0	1	2
Woodie Fryman, R (1, 1) OBP: 0.121, SLG: 0.105	0-1 6-3 ② 2-3			1-0 4-3 ①		0-2 SH1-4 ② 1-2 2-3		2-3 K ③		3	0	0	0	0	1	1

	AB	34
	R	4
	H	9
	RBI	3
	BB	5
	SO	5
	LOB	15

Inning Stats																								
	R: 0	H: 0	E: 1	LOB: 1	K: 0	BB: 1	S: 6	P: 13	R: 2	H: 3	E: 0	LOB: 2	K: 0	BB: 1	S: 19	P: 28	R: 2	H: 3	E: 1	LOB: 1	K: 2	BB: 0	S: 11	P: 13
	R: 0	H: 0	E: 0	LOB: 0	K: 0	BB: 0	S: 3	P: 7	R: 0	H: 1	E: 0	LOB: 0	K: 0	BB: 0	S: 5	P: 8	R: 0	H: 2	E: 0	LOB: 2	K: 1	BB: 0	S: 9	P: 12
	R: 0	H: 0	E: 0	LOB: 2	K: 0	BB: 2	S: 7	P: 18	R: 0	H: 0	E: 0	LOB: 0	K: 2	BB: 0	S: 7	P: 12	R: 0	H: 0	E: 0	LOB: 1	K: 0	BB: 1	S: 13	P: 22

	1B: 7	SF: 0	WP: 0	PA: 40
	2B: 2	SAC: 1	PB: 0	
	3B: 0	DP: 2	SB: 0	
	HR: 0	HBP: 0	CS: 0	

PITCHER		IP	WLS	BF	H	R	ER	SO	BB	IBB	HBP	BLK	WP	HR	S	P	ERA	WHIP
John Candelaria, L ERA: 3.15	(1, 1)	3.0	L	17	6	4	4	2	2	0	0	0	0	0	36	54	12.00	2.667
Bob Moose, R ERA: 3.36	(4, 1)	2.0		6	1	0	0	0	0	0	0	0	0	0	8	15	0.00	0.500
Doc Medich, R ERA: 3.73	(6, 1)	2.0		10	2	0	0	1	2	0	0	0	0	0	16	30	0.00	2.000
Dave Giusti, R ERA: 4.68	(8, 1)	2.0		7	0	0	0	2	1	0	0	0	0	0	20	34	0.00	0.500

PITCHER	IP	WLS	BF	H	R	ER	SO	BB	IBB	HBP	BLK	WP	HR	S	P	ERA	WHIP

BOTTOM

Montreal Expos @ Pittsburgh Pirates

Three Rivers Stadium, Pittsburgh, PA

Fri Sep 10 1976, 7:05 PM EDT

Att. 12,032 - Unknown

livebaseballscorecards.com

Batter	1	2	3	4	5	6	7	8	9	AB	R	H	RBI	BB	SO	LOB
Frank Taveras, R (1, 6) OBP: 0.329, SLG: 0.296 Al Oliver, L (9, PH) OBP: 0.367, SLG: 0.492	F4		F7 SF7 2B		G1-6-3 1-2f			BB BB	1-3	3 1	1 0	1 0	0 0	1 0	0 0	1 2
Rennie Stennett, R (1, 4) OBP: 0.288, SLG: 0.345	1-3		F7 2-3		F6			F7		4	0	0	0	0	0	3
Richie Zisk, R (1, 7) OBP: 0.344, SLG: 0.473 Omar Moreno, L (8, PR) OBP: 0.382, SLG: 0.390 (9, 8)	F7		SF7 3-H			F3		BB 1-2		2 0	0 0	0 0	1 0	1 0	0 0	0 0
Willie Stargell, L (1, 3) OBP: 0.338, SLG: 0.444		FC5-4 1B 1B	1-3			K		K		4	1	2	0	0	2	2
Dave Parker, L (1, 9) OBP: 0.340, SLG: 0.457		FC5-4 1-2 1B	4-3			F9		3-1		4	0	1	0	0	0	3
Bill Robinson, R (1, 8) OBP: 0.324, SLG: 0.530 (9, 7)		FC5-4 1B 1-2f 2-3		6-3			L8		F7	4	0	0	0	0	0	2
Manny Sanguillen, R (1, 2) OBP: 0.340, SLG: 0.381		1-2 3-H 1B		CS 1B			F7		F5	4	0	2	1	0	0	0
Richie Hebner, L (1, 5) OBP: 0.315, SLG: 0.356		F9		K 1-2			BB		1B 1B	3	0	1	0	1	1	3
John Candelaria, L (1, 1) OBP: 0.274, SLG: 0.289 Bob Moose, L (4, 1) OBP: 0.000, SLG: 0.727 Tommy Helms, R (5, PH) OBP: 0.340, SLG: 0.378 Miguel Dilone, S (5, PR) Doc Medich, R (6, 1) OBP: 0.143, SLG: 0.286 Bob Robertson, R (7, PH) OBP: 0.261, SLG: 0.511 Dave Giusti, R (8, 1) Duffy Dyer, R (9, PH) OBP: 0.344, SLG: 0.358 Craig Reynolds, L (9, PR)	1-3				G1-6-3		P6		1-3	1 0 0 0 0 0 1 0 1 0	0 0 1 0 0 0 0 0 0 0	0 0 0 0 0 0 0 0 1 0	0 0 0 0 0 0 0 0 0 0	0 0 0 0 0 0 0 0 0 0	0 0 0 0 0 0 1 0 0 0	2 0 0 0 0 0 0 0 0 0
Inning Stats	R: 0 E: 0 K: 0 S: 4 H: 0 LOB: 0 BB: 0 P: 5	R: 1 E: 0 K: 0 S: 10 H: 3 LOB: 2 BB: 0 P: 18	R: 1 E: 0 K: 0 S: 7 H: 2 LOB: 1 BB: 0 P: 10	R: 0 E: 0 K: 1 S: 7 H: 1 LOB: 1 BB: 0 P: 11	R: 0 E: 0 K: 0 S: 5 H: 1 LOB: 1 BB: 0 P: 8	R: 0 E: 0 K: 1 S: 9 H: 0 LOB: 0 BB: 0 P: 16	R: 0 E: 0 K: 0 S: 8 H: 0 LOB: 1 BB: 1 P: 15	R: 0 E: 0 K: 1 S: 12 H: 0 LOB: 2 BB: 2 P: 25	R: 0 E: 0 K: 0 S: 14 H: 2 LOB: 2 BB: 0 P: 21	1B: 8 2B: 2 3B: 0 HR: 0	SF: 1 SAC: 0 DP: 2 HBP: 0			WP: 0 PB: 0 SB: 0 CS: 1		PA: 37	

	AB	33
	R	2
	H	9
	RBI	2
	BB	3
	SO	3
	LOB	19

PITCHER	IP	WLS	BF	H	R	ER	SO	BB	IBB	HBP	BLK	WP	HR	S	P	ERA	WHIP
Woodie Fryman, L (1, 1) ERA: 3.18	9.0	W	37	9	2	2	3	3	0	0	0	0	0	76	129	2.00	1.333

PITCHER	IP	WLS	BF	H	R	ER	SO	BB	IBB	HBP	BLK	WP	HR	S	P	ERA	WHIP

Batter	1	2	3	4	5	6	7	8	9	AB	R	H	RBI	BB	SO	LOB
Bombo Rivera, R (1, 7) OBP: 0.328, SLG: 0.414	B B B S S X 3-2 2B 6-3 1B		B S B B S X 3-2 ① 6-3 1-3			S B S B X 2-2 ① 4-3		B S S X 1-2 ① F5		4	1	1	0	0	0	1
Jerry White, S (8, 7) OBP: 0.316, SLG: 0.313										0	0	0	0	0	0	0
Tim Foli, R (1, 6) OBP: 0.280, SLG: 0.370	B S B X 2-1 1-3 2B		X 0-0 ② 5-3			X 0-0 ② 5-3		S X 0-1 ② 1-3		4	0	1	0	0	0	1
Ellis Valentine, R (1, 8) OBP: 0.336, SLG: 0.377	S S S X 0-2 ① 6-3 3-H		X 0-0 ③ 6-3			B S X 1-1 ③ L9		B B B S S B 4-2 S BB		3	0	0	1	1	0	2
Earl Williams, R (1, 3) OBP: 0.287, SLG: 0.376	B S X 1-1 ② 6-3			X 0-0 ① F8			S X 0-1 HR	B S S C 1-3 ③ K 1-2		4	1	1	1	0	1	2
Barry Foote, R (1, 2) OBP: 0.248, SLG: 0.324	S B B S X 2-2 ③ F7			S B X 1-1 ② F7			X 0-0 ① F3		S S S 1-3 ① K	4	0	0	0	0	1	1
Larry Parrish, R (1, 5) OBP: 0.291, SLG: 0.368		X 0-0 ① F7		X 0-0 ③ F8			B S X 1-1 1B G3 1B		S X 0-1 ② 4-3	3	1	1	0	0	0	0
Mike Jorgensen, L (9, PH) OBP: 0.358, SLG: 0.355										1	0	0	0	0	0	0
Pete Mackanin, R (1, 4) OBP: 0.262, SLG: 0.346		X 0-0 ② 5-3			X 0-0 ① 6-3		S X 0-1 G3 1-3 1B		S B B S 1-3 ③ K	3	0	1	0	0	0	0
Pat Scanlon, L (9, PH) OBP: 0.250, SLG: 0.391										1	0	0	0	0	1	0
Andre Dawson, R (1, 9)		B S S S F F B B S S 3-3 ③ K			S S X 0-2 ② P4		S X 0-1 ② G3 2-3 3-H			2	0	0	0	0	1	0
Jose Morales, R (7, PH) OBP: 0.331, SLG: 0.473										1	0	0	1	0	0	1
Del Unser, L (7, 9) OBP: 0.279, SLG: 0.369										0	0	0	0	0	0	0
Steve Rogers, R (1, 1) OBP: 0.136, SLG: 0.123			X 0-0 E6 6-3 WP		S X 0-1 ③ 3-1		B S B B S X 3-2 ③ L9			2	0	0	0	0	0	0
Andre Thornton, R (7, PH) OBP: 0.323, SLG: 0.376										1	0	0	0	0	0	1
Joe Kerrigan, R (7, 1)										0	0	0	0	0	0	0
Inning Stats	R: 1 H: 2 E: 0 LOB: 1 K: 0 BB: 0 S: 14 P: 22	R: 0 H: 0 E: 0 LOB: 0 K: 1 BB: 0 S: 8 P: 11	R: 0 H: 0 E: 1 LOB: 1 K: 0 BB: 0 S: 6 P: 9	R: 0 H: 0 E: 0 LOB: 0 K: 0 BB: 0 S: 4 P: 5	R: 0 H: 0 E: 0 LOB: 0 K: 0 BB: 0 S: 6 P: 6	R: 0 H: 0 E: 0 LOB: 0 K: 0 BB: 0 S: 6 P: 9	R: 2 H: 3 E: 0 LOB: 1 K: 0 BB: 0 S: 12 P: 16	R: 0 H: 0 E: 0 LOB: 1 K: 1 BB: 1 S: 10 P: 16	R: 0 H: 0 E: 0 LOB: 0 K: 2 BB: 0 S: 8 P: 10	1B: 3 SF: 0 2B: 1 SAC: 0 3B: 0 DP: 0 HR: 1 HBP: 0						

TOP

Montreal Expos @ Pittsburgh Pirates

Three Rivers Stadium, Pittsburgh, PA

Sat Sep 11 1976, 7:05 PM EDT

Att. 7,509 - Unknown

livebaseballscorecards.com

AB	33
R	3
H	5
RBI	3
BB	1
SO	4
LOB	9

WP: 1 PA: 34
PB: 0
SB: 1
CS: 0

PITCHER		IP	WLS	BF	H	R	ER	SO	BB	IBB	HBP	BLK	WP	HR	S	P	ERA	WHIP
Jerry Reuss, L ERA: 3.89	(1, 1)	7.0	W	27	5	3	3	1	0	0	0	0	1	1	56	78	3.86	0.714
Kent Tekulve, R ERA: 2.58	(8, 1)	2.0	S	7	0	0	0	3	1	0	0	0	0	0	18	26	0.00	0.500

PITCHER	IP	WLS	BF	H	R	ER	SO	BB	IBB	HBP	BLK	WP	HR	S	P	ERA	WHIP

BOTTOM

Batter	1	2	3	4	5	6	7	8	9	AB	R	H	RBI	BB	SO	LOB
Frank Taveras, R (1, 6) OBP: 0.328, SLG: 0.300	X 0-0 ① F2	B B S X 2-1 3B		S B S F X 1-2 ③ 4-3			B S S F X 1-2 ③ 4-3			4	0	1	0	0	0	1
Omar Moreno, L (1, 8) OBP: 0.376, SLG: 0.383	B S X 1-1 3-1 S WP 1B	S B S T S 1-3 ③ K			S X 0-1 ① F2			B X 1-0 3-1		4	1	1	0	0	1	1
Richie Zisk, R (1, 7) OBP: 0.344, SLG: 0.470 Bill Robinson, R (9, 7) OBP: 0.324, SLG: 0.530	B S B B B 4-1 WP 3-1 1-2 1B BB		X 0-0 ① 5-3		S X 0-1 ② F8			B B B S X 3-1 ② 4-3		3 0	1 0	0 0	0 0	1 0	0 0	0 0
Willie Stargell, L (1, 3) OBP: 0.337, SLG: 0.440	B S S B X 2-2 ② 3-1 1-2 2-3		X 0-0 ② G1		S B B S B X 3-2 ③ F7			B B S S B F F B 4-2 BB		3	0	0	0	1	0	2
Dave Parker, L (1, 9) OBP: 0.342, SLG: 0.457	B X 1-0 S 1B 2-H 3-H 1B		X 0-0 CS 1B			B S X 1-1 ① 4-3		X 0-0 ③ 3-1		4	1	2	1	0	0	1
Richie Hebner, L (1, 5) OBP: 0.318, SLG: 0.358	S S B X 1-2 1-H 1B	1 SAFE 1 SAFE B S 1-1 ③ CS 1-2	S B S B X 2-2 E 6-3 1B			X 0-0 ② F7				3	1	2	1	0	0	0
Rennie Stennett, R (1, 4) OBP: 0.287, SLG: 0.343	X 0-0 ③ 3-1			S S F X 0-2 E4 G3 1-3		S S B X 1-2 ③ G3				3	0	0	0	0	0	2
Manny Sanguillen, R (1, 2) OBP: 0.338, SLG: 0.378		B S S T F F X 1-2 ① 5-3		B X 1-0 ① 6-3 3-H			S S B X 1-2 ① F8			3	0	0	1	0	0	1
Jerry Reuss, L (1, 1) OBP: 0.328, SLG: 0.300 Ed Kirkpatrick, L (7, PH) OBP: 0.317, SLG: 0.312 Kent Tekulve, R (8, 1)		B B S S C 2-3 ② K		S B X 1-1 ② G3 2-3			B B X 2-0 ② L9			2 1 0	0 0 0	0 0 0	0 0 0	0 0 0	1 0 0	1 0 0
Inning Stats	R: 3 E: 0 K: 0 S: 12 H: 3 LOB: 1 BB: 1 P: 21	R: 0 E: 0 K: 2 S: 15 H: 1 LOB: 1 BB: 0 P: 21	R: 0 E: 0 K: 0 S: 4 H: 1 LOB: 0 BB: 0 P: 5	R: 1 E: 1 K: 0 S: 14 H: 1 LOB: 1 BB: 0 P: 19	R: 0 E: 0 K: 0 S: 7 H: 0 LOB: 0 BB: 0 P: 10	R: 0 E: 0 K: 0 S: 6 H: 0 LOB: 0 BB: 0 P: 8	R: 0 E: 0 K: 0 S: 8 H: 0 LOB: 0 BB: 0 P: 12	R: 0 E: 0 K: 0 S: 8 H: 0 LOB: 1 BB: 1 P: 16		1B: 5 2B: 0 3B: 1 HR: 0 SF: 0 SAC: 0 DP: 0 HBP: 0						

PITCHER		IP	WLS	BF	H	R	ER	SO	BB	IBB	HBP	BLK	WP	HR	S	P	ERA	WHIP
Steve Rogers, R ERA: 3.29	(1, 1)	6.0	L	25	6	4	3	2	1	0	0	0	1	0	58	84	4.50	1.167
Joe Kerrigan, R ERA: 3.23	(7, 1)	2.0		7	0	0	0	0	1	0	0	0	0	0	16	28	0.00	0.500

PITCHER	IP	WLS	BF	H	R	ER	SO	BB	IBB	HBP	BLK	WP	HR	S	P	ERA	WHIP

Montreal Expos @ Pittsburgh Pirates

Three Rivers Stadium, Pittsburgh, PA

Sat Sep 11 1976, 7:05 PM EDT

Att. 7,509 - Unknown

livebaseballscorecards.com

AB	30
R	4
H	6
RBI	3
BB	2
SO	2
LOB	9

WP: 1 PA: 33
PB: 0
SB: 2
CS: 1

Montreal Expos @ Pittsburgh Pirates

Three Rivers Stadium, Pittsburgh, PA

Sun Sep 12 1976, 3:33 AM EDT

Att. 12,765 - Unknown

TOP

livebaseballscorecards.com

Batter	1	2	3	4	5	6	7	8	9	AB	R	H	RBI	BB	SO	LOB
Del Unser, L (1, 9) OBP: 0.282, SLG: 0.370	3-1		1B		BB		6-3		G4-6-3	4	0	2	0	1	0	0
Tim Foli, R (1, 6) OBP: 0.279, SLG: 0.367 Warren Cromartie, L (7, PH) OBP: 0.243, SLG: 0.246 Pete Mackanin, R (7, 4) OBP: 0.262, SLG: 0.346 Pat Scanlon, L (9, PH) OBP: 0.240, SLG: 0.375	L7		L9		K		F7		G4-6-3	3 1 0 1	0 0 0 0	0 0 0 0	0 0 0 0	0 0 0 0	1 0 0 0	2 0 0 2
Ellis Valentine, R (1, 8) OBP: 0.335, SLG: 0.374	5-3			F8 BB 1B	6-3		F2			4	0	1	0	0	0	1
Earl Williams, R (1, 3) OBP: 0.287, SLG: 0.373		6-3		2B BB		6-3		5-3		3	0	0	0	1	0	0
Mike Jorgensen, L (1, 7) OBP: 0.359, SLG: 0.360		K		F8		1B 2B		1B		4	1	2	0	0	1	2
Larry Parrish, R (1, 5) OBP: 0.293, SLG: 0.371		1B		2B		E5 1B 1B		K		4	0	2	0	0	1	2
Barry Foote, R (1, 2) OBP: 0.252, SLG: 0.324		K		IBB		1B		6-3		3	0	1	1	1	1	2
Pepe Frias, R (1, 4) OBP: 0.202, SLG: 0.226 Roger Freed, R (4, PH) Rodney Scott, S (4, 4) OBP: 0.500, SLG: 0.500 (7, 6)			F9	4-3		1B			F7	1 1 2	0 0 0	0 0 1	0 0 0	0 0 0	0 3 0	0 0 0
Don Stanhouse, R (1, 1) OBP: 0.302, SLG: 0.271 Joe Kerrigan, R (6, 1) Dale Murray, R (7, 1) Jose Morales, R (9, PH) OBP: 0.336, SLG: 0.476			K		5-3	F8			1B	3 0 0 1	0 0 0 0	0 0 0 1	0 0 0 0	0 0 0 0	1 0 0 0	2 0 0 0
Inning Stats	R: 0 E: 0 K: 0 S: 8 H: 0 LOB: 0 BB: 0 P: 13	R: 0 E: 0 K: 2 S: 13 H: 1 LOB: 1 BB: 0 P: 19	R: 0 E: 0 K: 1 S: 7 H: 1 LOB: 0 BB: 0 P: 10	R: 0 E: 0 K: 0 S: 14 H: 2 LOB: 3 BB: 2 P: 27	R: 0 E: 0 K: 1 S: 6 H: 0 LOB: 1 BB: 1 P: 11	R: 1 E: 1 K: 0 S: 10 H: 3 LOB: 2 BB: 0 P: 19	R: 0 E: 0 K: 0 S: 6 H: 0 LOB: 0 BB: 0 P: 7	R: 0 E: 0 K: 1 S: 12 H: 1 LOB: 1 BB: 0 P: 14	R: 0 E: 0 K: 0 S: 8 H: 2 LOB: 1 BB: 0 P: 12	1B: 8 2B: 2 3B: 0 HR: 0 SF: 0 SAC: 0 DP: 1 HBP: 0						

AB	35
R	1
H	10
RBI	1
BB	3
SO	5
LOB	16

WP: 0 PB: 0 SB: 1 CS: 0 PA: 38

PITCHER		IP	WLS	BF	H	R	ER	SO	BB	IBB	HBP	BLK	WP	HR	S	P	ERA	WHIP
Bruce Kison, R ERA: 2.99	(1, 1)	6.0	W	27	7	1	1	4	2	1	0	0	0	0	58	99	1.50	1.500
Kent Tekulve, R ERA: 2.49	(7, 1)	3.0	S	11	3	0	0	1	0	0	0	0	0	0	26	33	0.00	1.000

PITCHER	IP	WLS	BF	H	R	ER	SO	BB	IBB	HBP	BLK	WP	HR	S	P	ERA	WHIP

Montreal Expos @ Pittsburgh Pirates

Three Rivers Stadium, Pittsburgh, PA

Sun Sep 12 1976, 3:33 AM EDT

Att. 12,765 - Unknown

BOTTOM

Batter	1	2	3	4	5	6	7	8	9	AB	R	H	RBI	BB	SO	LOB
Frank Taveras, R (1, 6) OBP: 0.329, SLG: 0.300	E6 CS		4-3		5-3	1B		BB		4	0	1	1	1	0	0
Omar Moreno, L (1, 8) OBP: 0.378, SLG: 0.369	S 1B BB		S BB		K	L8		K		3	1	0	0	2	2	4
Richie Zisk, R (1, 7) OBP: 0.348, SLG: 0.475	FC4-6 1B		BB			3B 1B	G3 1B 2B	K		3	1	3	1	1	0	0
Miguel Dilone, S (7, PR)										0	1	0	0	0	0	0
Bill Robinson, R (8, 7) OBP: 0.323, SLG: 0.529										1	0	0	0	0	1	0
Dave Parker, L (1, 9) OBP: 0.341, SLG: 0.460	FC4-6 BB		F7			1B 3B	G3			4	1	1	1	0	0	4
Richie Hebner, L (1, 5) OBP: 0.322, SLG: 0.361	BB		3-1			G3-6-1 1B	2B 1B			3	1	2	2	1	0	2
Ed Kirkpatrick, L (1, 3) OBP: 0.308, SLG: 0.302	F9			4-3		G3-6-1	F7			4	0	0	0	0	0	5
Rennie Stennett, R (1, 4) OBP: 0.288, SLG: 0.346		F4		3-1		BB S 1B	2B			4	1	2	1	0	0	0
Duffy Dyer, R (1, 2) OBP: 0.348, SLG: 0.353		G3		5-3		1B BB IBB	IBB			2	0	0	0	2	0	0
Bruce Kison, R (1, 1) OBP: 0.293, SLG: 0.340		6-3			F8	1B BB	K			2	0	0	0	0	0	0
Al Oliver, L (6, PH) OBP: 0.368, SLG: 0.492										0	0	0	0	1	0	0
Kent Tekulve, R (7, 1)										1	0	0	0	0	1	2
Inning Stats	R: 1 H: 1 E: 1 LOB: 2 K: 0 BB: 2 S: 10 P: 21	R: 0 H: 0 E: 0 LOB: 0 K: 0 BB: 0 S: 7 P: 12	R: 0 H: 0 E: 0 LOB: 2 K: 0 BB: 2 S: 10 P: 21	R: 0 H: 0 E: 0 LOB: 0 K: 0 BB: 0 S: 4 P: 7	R: 0 H: 0 E: 0 LOB: 0 K: 1 BB: 0 S: 6 P: 9	R: 3 H: 5 E: 0 LOB: 3 K: 0 BB: 2 S: 13 P: 30	R: 2 H: 3 E: 0 LOB: 2 K: 1 BB: 1 S: 17 P: 26	R: 0 H: 0 E: 0 LOB: 0 K: 2 BB: 1 S: 9 P: 15		1B: 6 SF: 0 2B: 2 SAC: 0 3B: 1 DP: 1 HR: 0 HBP: 0						

livebaseballscorecards.com

AB	31
R	6
H	9
RBI	6
BB	8
SO	4
LOB	17

WP: 0 PA: 39
PB: 0
SB: 3
CS: 1

PITCHER		IP	WLS	BF	H	R	ER	SO	BB	IBB	HBP	BLK	WP	HR	S	P	ERA	WHIP
Don Stanhouse, R ERA: 3.7	(1, 1)	5.0	L	23	4	4	4	1	4	0	0	0	0	0	40	75	7.20	1.600
Joe Kerrigan, R ERA: 3.79	(6, 1)	1.1		9	4	2	2	0	1	1	0	0	0	0	17	34	13.50	3.750
Dale Murray, R ERA: 3.11	(7, 1)	1.2		7	1	0	0	3	1	1	0	0	0	0	19	32	0.00	1.200

PITCHER	IP	WLS	BF	H	R	ER	SO	BB	IBB	HBP	BLK	WP	HR	S	P	ERA	WHIP

Montreal Expos @ Philadelphia Phillies

Veterans Stadium, Philadelphia, PA

Mon Sep 13 1976, 7:05 PM EDT

Att. 20,114 - Unknown

TOP

livebaseballscorecards.com

Batter	1	2	3	4	5	6	7	8	9	AB	R	H	RBI	BB	SO	LOB
Bombo Rivera, R (1, 7) OBP: 0.322, SLG: 0.406	S S B C 1-3 ① K		B S S X 1-2 ① F9		S S F S 0-3 ③ K			S S X 0-2 ① 4-3		3	0	0	0	0	2	0
Del Unser, L (8, PH) OBP: 0.282, SLG: 0.369										1	0	0	0	0	0	0
(8, 7)																
Tim Foli, R (1, 6) OBP: 0.280, SLG: 0.367	S B B B B 4-1 FC1-4 BB		S X 0-1 1B 1B			S B B S X 2-2 ① F9		B S S B X 2-2 ② F9		3	0	1	0	1	0	0
Ellis Valentine, R (1, 8) OBP: 0.337, SLG: 0.374	S S B X 1-2 ② FC1-4 S HR 1-2f		X 0-0 ② 1B 1-3			X 0-0 ② 5-3		B B S B B 4-1 BB		3	1	1	0	1	0	1
Earl Williams, R (1, 3) OBP: 0.289, SLG: 0.383	B B S B S X 3-2 HR 1-H		B S X 1-1 ③ F4			B S S B B X 3-2 1B		B B S S F X 2-2 6-3		4	1	2	2	0	0	2
Larry Parrish, R (1, 5) OBP: 0.291, SLG: 0.369	B S X 1-1 ③ 5-3			B X 1-0 ① F9		B B S S X 2-2 ③ 4-3			B S X 1-1 4-3 1B	3	0	0	0	0	0	1
Chuck Taylor, R (6, 1)										0	0	0	0	0	0	0
Jose Morales, R (9, PH) OBP: 0.340, SLG: 0.480										1	0	1	0	0	0	0
Gary Carter, R (1, 2) OBP: 0.291, SLG: 0.311		S X 0-1 ① 5-3		X 0-0 ② 1-3			X 0-0 ① L5		B B B S X 3-1 ① F2	4	0	0	0	0	0	1
Andre Dawson, R (1, 9) OBP: 0.167, SLG: 0.167		B S S S X 1-2 CS 1B		B S B S S 2-3 ③ K			B S S B X 2-2 ② 5-3		S B S S X 1-2 ② 4-3 1-2	4	0	1	0	0	1	1
Pepe Frias, R (1, 4) OBP: 0.209, SLG: 0.233		1 SAFE S S B S X 1-2 ② 1B 1-2			S S B F S 1-3 ① K		S B B B B 4-1 BB		X 0-0 ③ P1	2	0	1	0	0	1	0
Rodney Scott, S (7, PH) OBP: 0.667, SLG: 0.500										0	0	0	0	1	0	0
(7, 4)																
Mike Jorgensen, L (9, PH) OBP: 0.358, SLG: 0.359										1	0	0	0	0	0	1
Dennis Blair, R (1, 1)		S S B B B X 3-2 ③ F2			S S B S 1-3 ② K		B B B S S S 3-3 ③ K			0	0	0	0	0	0	0
Don Carrithers, R (1, 1) OBP: 0.108, SLG: 0.162										0	0	0	0	0	0	0
Roger Freed, R (2, PH) OBP: 0.200, SLG: 0.200										1	0	0	0	0	0	1
Chip Lang, R (2, 1) OBP: 0.250, SLG: 0.345										0	0	0	0	0	0	0
Gary Roenicke, R (5, PH) OBP: 0.235, SLG: 0.133										1	0	0	0	0	1	0
Steve Dunning, R (5, 1) OBP: 0.261, SLG: 0.345										0	0	0	0	0	0	0
Pete Mackanin, R (6, 5)										1	0	0	0	0	1	1
Inning Stats	R: 2 E: 0 K: 1 S: 12 H: 1 LOB: 0 BB: 1 P: 22	R: 0 E: 0 K: 0 S: 11 H: 2 LOB: 1 BB: 0 P: 16	R: 0 E: 0 K: 0 S: 8 H: 2 LOB: 1 BB: 0 P: 10	R: 0 E: 0 K: 1 S: 5 H: 0 LOB: 0 BB: 0 P: 8	R: 0 E: 0 K: 3 S: 11 H: 0 LOB: 0 BB: 0 P: 13	R: 0 E: 0 K: 0 S: 10 H: 1 LOB: 1 BB: 0 P: 17	R: 0 E: 0 K: 1 S: 8 H: 0 LOB: 1 BB: 1 P: 17	R: 0 E: 0 K: 0 S: 11 H: 0 LOB: 1 BB: 1 P: 19	R: 0 E: 0 K: 0 S: 8 H: 1 LOB: 1 BB: 0 P: 13	1B: 6 2B: 0 3B: 0 HR: 1 SF: 0 SAC: 0 DP: 0 HBP: 0							

	AB	32
	R	2
	H	7
	RBI	2
	BB	3
	SO	6
	LOB	9

WP: 0 PB: 0 SB: 1 CS: 1 PA: 35

PITCHER		IP	WLS	BF	H	R	ER	SO	BB	IBB	HBP	BLK	WP	HR	S	P	ERA	WHIP
Steve Carlton, L ERA: 3.25	(1, 1)	6.0	W	23	6	2	2	5	1	0	0	0	0	1	57	86	3.00	1.167
Gene Garber, R ERA: 2.98	(7, 1)	3.0	S	12	1	0	0	1	2	0	0	0	0	0	27	49	0.00	1.000

PITCHER	IP	WLS	BF	H	R	ER	SO	BB	IBB	HBP	BLK	WP	HR	S	P	ERA	WHIP

Batter	1	2	3	4	5	6	7	8	9	AB	R	H	RBI	BB	SO	LOB
Garry Maddox, R (1, 8) OBP: 0.382, SLG: 0.467	S S B X 1-2 1B S HR 1B	B X 1-0 ② F7		B S S X 1-2 FC6 1-2 1B		B B S X 2-1 1-3-5 1-3 3-H 1B				4	1	3	1	0	0	0
Dave Cash, R (1, 4) OBP: 0.331, SLG: 0.343	B B S B X 3-1 1-3 HR 1B	S B B X 2-1 ③ P3		B X 1-0 ③ FC6 1-2f		B X 1-0 ② ③ 1-3-5 1-3f 3-H				4	1	1	1	0	0	3
Mike Schmidt, R (1, 5) OBP: 0.381, SLG: 0.537	S X 0-1 1-H 3-H HR	S S X 0-2 ① F7			S X 0-1 HR		S X 0-1 ① F7			4	2	2	4	0	0	0
Greg Luzinski, R (1, 7) OBP: 0.361, SLG: 0.481 Jerry Martin, R (7, PR) OBP: 0.264, SLG: 0.279 (8, 7)	S B S F X 1-2 ① F8	S X 0-1 ② 5-3			B B S S S B F F X 3-2 ① F7		X 0-0 G3-6-3 1B			4 0	0 0	1 0	0 0	0 0	0 0	0 0
Jay Johnstone, L (1, 9) OBP: 0.378, SLG: 0.462	S B X 1-1 1B 1B	S B X 1-1 ③ 6-3			S X 0-1 ② F9		B X 1-0 ② ③ G3-6-3 1-2f			4	0	1	0	0	0	1
Tom Hutton, L (1, 3) OBP: 0.345, SLG: 0.283	B X 1-0 ② F7			B B S B B 4-1 FC1-6 BB	B B S B X 3-1 ③ F9			B S S S X 1-2 ① G3		3	0	0	0	1	0	1
Larry Bowa, S (1, 6) OBP: 0.282, SLG: 0.291	X 0-0 1-2 1B			B S S S 1-3 ① K		B S X 1-1 ① P6		X 0-0 G5-4-3 1B		4	0	2	0	0	1	1
Tim McCarver, L (1, 2) OBP: 0.396, SLG: 0.385 Bob Boone, R (7, 2) OBP: 0.363, SLG: 0.392	B B X 2-0 ③ G3			B X 1-0 ② FC1-6 WP 1-2f 1B		B S S B X 3-1 1B 1B 2B		X 0-0 ② ③ G5-4-3 1-2f		3 1	2 0	1 0	0 0	0 0	0 0	3 1
Steve Carlton, L (1, 1) OBP: 0.238, SLG: 0.231 Rick Bosetti, R (6, PR) Gene Garber, R (7, 1) OBP: 0.500, SLG: 0.333		B X 1-0 ① F7		S B S F X 1-2 1B 1-H 1B		X 0-0 1B S 1-3-5 2-3 1B				3 0 0	0 1 0	2 0 0	1 0 0	0 0 0	0 0 0	0 0 0
Inning Stats	R: 3 E: 0 K: 0 S: 16 H: 5 LOB: 2 BB: 0 P: 25	R: 0 E: 0 K: 0 S: 4 H: 0 LOB: 0 BB: 0 P: 8	R: 0 E: 0 K: 0 S: 7 H: 0 LOB: 0 BB: 0 P: 8	R: 1 E: 0 K: 1 S: 13 H: 2 LOB: 2 BB: 1 P: 22	R: 1 E: 0 K: 0 S: 12 H: 1 LOB: 0 BB: 0 P: 18	R: 2 E: 0 K: 0 S: 8 H: 3 LOB: 1 BB: 0 P: 15	R: 0 E: 0 K: 0 S: 4 H: 1 LOB: 1 BB: 0 P: 5	R: 0 E: 0 K: 0 S: 5 H: 1 LOB: 0 BB: 0 P: 6		1B: 10 2B: 2 3B: 0 HR: 2 SF: 0 SAC: 0 DP: 3 HBP: 0						

PITCHER		IP	WLS	BF	H	R	ER	SO	BB	IBB	HBP	BLK	WP	HR	S	P	ERA	WHIP
Dennis Blair, R ERA: 8.59	(1, 1)	0.2	L	7	5	3	3	0	0	0	0	0	0	1	15	22	40.50	7.500
Don Carrithers, R ERA: 4.51	(1, 1)	0.1		1	0	0	0	0	0	0	0	0	0	0	1	3	0.00	0.000
Chip Lang, R ERA: 3.98	(2, 1)	3.0		12	2	1	1	1	1	0	0	0	1	0	24	38	3.00	1.000
Steve Dunning, R ERA: 4.41	(5, 1)	1.1		7	3	3	3	0	0	0	0	0	0	1	17	27	20.25	2.250
Chuck Taylor, R ERA: 4.58	(6, 1)	2.2		8	3	0	0	0	0	0	0	0	0	0	12	17	0.00	1.125

PITCHER	IP	WLS	BF	H	R	ER	SO	BB	IBB	HBP	BLK	WP	HR	S	P	ERA	WHIP

BOTTOM

Montreal Expos @ Philadelphia Phillies

Veterans Stadium, Philadelphia, PA

Mon Sep 13 1976, 7:05 PM EDT

Att. 20,114 - Unknown

livebaseballscorecards.com

AB	34
R	7
H	13
RBI	7
BB	1
SO	1
LOB	10

Batter	1	2	3	4	5	6	7	8	9	AB	R	H	RBI	BB	SO	LOB
Del Unser, L (1, 9) OBP: 0.281, SLG: 0.368	X 0-0 ① 6-3			B S B X 2-1 ① 4-3	B S B S C 2-3 ② K		S B B F X 2-2 1B			4	0	1	0	0	1	3
Tim Foli, R (1, 6) OBP: 0.280, SLG: 0.366	B X 1-0 ② F8			S B X 1-1 HR 1B	B X 1-0 ③ FC5 2-3f		B 1 SAFE 1 SAFE 1 SAFE S S X 1-2 ③ F8			4	1	1	0	0	0	4
Ellis Valentine, R (1, 8) OBP: 0.336, SLG: 0.369	S B B S S 2-3 ③ K			S X 0-1 ② L6		S B B S B F F B 4-2 E BB		S X 0-1 ① 6-3		3	0	0	0	1	1	1
Earl Williams, R (1, 3) OBP: 0.289, SLG: 0.391		B S X 1-1 ① F9		S X 0-1 1-H HR		B S S S 1-3 ① K		S S B B X 2-2 ② 6-3		4	1	1	2	0	1	1
Larry Parrish, R (1, 5) OBP: 0.289, SLG: 0.366		X 0-0 ② F5		S X 0-1 ③ F3		X 0-0 E6 1-2		B S S S 1-3 ③ K		4	0	0	0	0	1	1
Andre Dawson, R (1, 7) OBP: 0.200, SLG: 0.300		S S B X 1-2 ③ F7			S S B X 1-2 1B 2B	B B S S S B F F X 3-2 ② F7			S S S 0-3 ① K	4	0	1	0	0	1	2
Wayne Garrett, L (1, 4) OBP: 0.357, SLG: 0.295			B X 1-0 ① F8		X 0-0 FC5 IBB 2-3 1B	B X 1-0 ③ F7			S S T C 0-3 ② K	4	0	1	0	0	1	2
Barry Foote, R (1, 2) OBP: 0.252, SLG: 0.322 Jose Morales, R (9, PH) OBP: 0.338, SLG: 0.477			X 0-0 ② F7		B B I I 4-0 1-2 IBB		X 0-0 ① F7		S B S B B S 2-3 ③ K	2	0	0	0	1	0	0
										1	0	0	0	0	1	0
Woodie Fryman, R (1, 1) OBP: 0.117, SLG: 0.102 Mike Jorgensen, L (7, PH) OBP: 0.357, SLG: 0.358 Joe Kerrigan, R (7, 1)			X 0-0 ③ F8		X 0-0 ① F4		B S B X 2-1 ② F7			2	0	0	0	0	0	3
										1	0	0	0	0	0	0
										0	0	0	0	0	0	0
Inning Stats	R: 0 E: 0 K: 1 S: 5 H: 0 LOB: 0 BB: 0 P: 8	R: 0 E: 0 K: 0 S: 6 H: 0 LOB: 0 BB: 0 P: 8	R: 0 E: 0 K: 0 S: 3 H: 0 LOB: 0 BB: 0 P: 4	R: 2 E: 0 K: 0 S: 10 H: 2 LOB: 0 BB: 0 P: 13	R: 0 E: 0 K: 1 S: 9 H: 2 LOB: 3 BB: 1 P: 17	R: 0 E: 1 K: 1 S: 15 H: 0 LOB: 2 BB: 1 P: 24	R: 0 E: 0 K: 0 S: 9 H: 1 LOB: 1 BB: 0 P: 14	R: 0 E: 0 K: 1 S: 8 H: 0 LOB: 0 BB: 0 P: 11	R: 0 E: 0 K: 3 S: 10 H: 0 LOB: 0 BB: 0 P: 12	1B: 3 2B: 1 3B: 0 HR: 1	SF: 0 SAC: 0 DP: 0 HBP: 0			WP: 0 PB: 0 SB: 0 CS: 0	PA: 35		

PITCHER	IP	WLS	BF	H	R	ER	SO	BB	IBB	HBP	BLK	WP	HR	S	P	ERA	WHIP
Jim Lonborg, R (1, 1) ERA: 3.32	5.0	W	20	4	2	2	2	0	1	0	0	0	1	33	50	3.60	0.800
Ron Schueler, R (6, 1) ERA: 3.35	2.0		9	1	0	0	1	1	0	0	0	0	0	24	38	0.00	1.000
Ron Reed, R (8, 1) ERA: 2.53	2.0	S	6	0	0	0	4	0	0	0	0	0	0	18	23	0.00	0.000

PITCHER	IP	WLS	BF	H	R	ER	SO	BB	IBB	HBP	BLK	WP	HR	S	P	ERA	WHIP

TOP

Montreal Expos @ Philadelphia Phillies

Veterans Stadium, Philadelphia, PA

Tue Sep 14 1976, 7:05 PM EDT

Att. 23,812 - Unknown

livebaseballscorecards.com

AB	33
R	2
H	5
RBI	2
BB	2
SO	7
LOB	17

Batter	1	2	3	4	5	6	7	8	9	AB	R	H	RBI	BB	SO	LOB
Garry Maddox, R (1, 8) OBP: 0.381, SLG: 0.467	S B B B S S 3-3 K ①			X 0-0 6-3 ①	S S F B X 1-2 2B 1-3 2-H		B S B X 2-1 G3 ③			4	0	1	1	0	1	0
Dave Cash, R (1, 4) OBP: 0.329, SLG: 0.341	B S X 1-1 F9 ②			B X 1-0 L9 ②	X 0-0 G3 ③			S B S B F X 2-2 4-3 ①		4	0	0	0	0	0	2
Mike Schmidt, R (1, 5) OBP: 0.379, SLG: 0.532	B S S S B B S 3-3 K ③			B X 1-0 F7 ③		B X 1-0 L9 ①		X 0-0 6-3 ②		4	0	0	0	0	1	0
Greg Luzinski, R (1, 7) OBP: 0.364, SLG: 0.481 Jerry Martin, R (8, PR) OBP: 0.264, SLG: 0.279 (9, 7)		S B S F B X 2-2 L7 ①			B B B B 4-1 1B PB FC6-2 BB	B S B X 2-1 PB 1B		S B B B B 4-1 BB		2 0	0 0	1 0	0 0	2 0	0 0	0 0
Dick Allen, R (1, 3) OBP: 0.344, SLG: 0.471 Tom Hutton, L (9, 3) OBP: 0.345, SLG: 0.283		S B B B S F C 3-3 K ②			S B B B S B B 4-2 FC6-2 1B FC6-4 1-2 BB	S S B B X 2-2 E5 1-2		S S C 0-3 K ③		3 0	1 0	0 0	0 0	1 0	2 0	2 0
Ollie Brown, R (1, 9) OBP: 0.367, SLG: 0.409		X 0-0 F8 ③			B S S B F X 2-2 FC6-4 FC6-2 1B 1-2 2-3 1B	X 0-0 P3 ②				3	1	1	0	0	0	2
Larry Bowa, S (1, 6) OBP: 0.281, SLG: 0.289			X 0-0 F9 ①		X 0-0 FC6-2 FC6-4 ① 1-2 2-3 3-Hf	B S B S F X 3-2 F7 ③				3	0	0	0	0	0	5
Bob Boone, R (1, 2) OBP: 0.360, SLG: 0.388			S B S B X 2-2 4-3 ②		B B S S F X 2-2 FC6-4 1B 2B ② 1-2f 2-3 3-H		S S B X 1-2 F7 ①			3	1	0	1	0	0	2
Jim Lonborg, R (1, 1) OBP: 0.246, SLG: 0.186 Tony Taylor, R (5, PH) OBP: 0.350, SLG: 0.333 Ron Schueler, R (6, 1) Bobby Tolan, L (7, PH) OBP: 0.275, SLG: 0.344 Ron Reed, R (8, 1) OBP: 0.174, SLG: 0.217			S B S B B S 3-3 K2-3 ③		B X 1-0 2B 1-2 3-H 1B		B X 1-0 1-3 ②			1 1 0 1 0	0 0 0 0 0	0 1 0 0 0	0 1 0 0 0	0 0 0 0 0	1 0 0 0 0	0 0 0 0 0
Inning Stats	R: 0 E: 0 K: 2 S: 8 H: 0 LOB: 0 BB: 0 P: 15	R: 0 E: 0 K: 1 S: 9 H: 0 LOB: 0 BB: 0 P: 14	R: 0 E: 0 K: 1 S: 7 H: 0 LOB: 0 BB: 0 P: 12	R: 0 E: 0 K: 0 S: 3 H: 0 LOB: 0 BB: 0 P: 5	R: 3 E: 0 K: 0 S: 18 H: 3 LOB: 2 BB: 2 P: 32	R: 0 E: 1 K: 0 S: 11 H: 1 LOB: 2 BB: 0 P: 19	R: 0 E: 0 K: 0 S: 6 H: 0 LOB: 0 BB: 0 P: 10	R: 0 E: 0 K: 1 S: 9 H: 0 LOB: 1 BB: 1 P: 15		1B: 3 2B: 1 3B: 0 HR: 0 SF: 0 SAC: 0 DP: 0 HBP: 0						

PITCHER		IP	WLS	BF	H	R	ER	SO	BB	IBB	HBP	BLK	WP	HR	S	P	ERA	WHIP
Woodie Fryman, L ERA: 3.22	(1, 1)	6.0	L	25	4	3	3	4	2	0	0	0	0	0	56	97	4.50	1.000
Joe Kerrigan, R ERA: 3.61	(7, 1)	2.0		7	0	0	0	1	1	0	0	0	0	0	15	25	0.00	0.500

PITCHER	IP	WLS	BF	H	R	ER	SO	BB	IBB	HBP	BLK	WP	HR	S	P	ERA	WHIP

BOTTOM

Montreal Expos @ Philadelphia Phillies

Veterans Stadium, Philadelphia, PA

Tue Sep 14 1976, 7:05 PM EDT

Att. 23,812 - Unknown

livebaseballscorecards.com

AB	29
R	3
H	4
RBI	3
BB	3
SO	5
LOB	13

Batter	1	2	3	4	5	6	7	8	9	AB	R	H	RBI	BB	SO	LOB
Rick Monday, L (1, 3) OBP: 0.352, SLG: 0.523	S B S S 1-3 ① K		S S B B S 2-3 ② K		S X 0-1 ③ B1-3		I I I I 4-0 IBB			3	0	0	0	1	2	1
Joe Wallis, S (1, 8) OBP: 0.312, SLG: 0.359	B B X 2-0 ② F7		B S S B X 2-1 E3 2B 2-H			B X 1-0 ① F9	X 0-0 ③ 4-3			4	1	0	0	0	0	3
Bill Madlock, R (1, 5) OBP: 0.417, SLG: 0.519	X 0-0 ③ 4-3		S B X 1-1 2B 1-H			X 0-0 1B		B B B B 4-0 4-3 S BB		3	0	2	1	1	0	0
Jerry Morales, R (1, 9) OBP: 0.320, SLG: 0.396		S S B T B B C 3-3 ① K	S B X 1-1 ③ F8			B X 1-0 ② F8		X 0-0 ① F8		4	0	0	0	0	1	3
Larry Biittner, L (1, 7) OBP: 0.268, SLG: 0.291		X 0-0 PO 1B 1B	S B X 1-1 ① 6-3			B S B S S 2-3 ③ K		B S S S X 1-2 ② 4-3 1-3		4	0	1	0	0	1	2
Manny Trillo, R (1, 4) OBP: 0.299, SLG: 0.311		B S S S B S 2-3 ② K	S S B S 1-3 ② K				S B S S S 1-3 ① K	X 0-0 ③ 1-3		4	0	0	0	0	3	2
George Mitterwald, R (1, 2) OBP: 0.240, SLG: 0.293		S B X 1-1 1-2 1B	X 0-0 ③ 1-3				B B X 2-0 SH1-4 1B 1B		X 0-0 ① 5-3	4	0	2	0	0	0	0
Mick Kelleher, R (1, 6) OBP: 0.272, SLG: 0.278		2 SAFE 0-0 ③ PO 2-3	X 0-0 SH3-4 E 1B		S S B C 1-3 ① K		S S X 0-2 SH1-4 1-2 1B		B B X 2-0 ② 6-3	4	1	2	0	0	1	0
Ray Burris, R (1, 1) OBP: 0.135, SLG: 0.125		X 0-0 ① SH3-4 1-2			X 0-0 ② F3		B B S S S X 2-2 ② SH1-4 1-2 2-3		S B X 1-1 ③ 5-3	2	0	0	0	0	0	0
Inning Stats	R: 0 H: 0 E: 0 LOB: 0 K: 1 BB: 0 S: 5 P: 8	R: 0 H: 2 E: 0 LOB: 1 K: 2 BB: 0 S: 10 P: 16	R: 2 H: 2 E: 1 LOB: 1 K: 1 BB: 0 S: 11 P: 17	R: 0 H: 0 E: 0 LOB: 0 K: 1 BB: 0 S: 6 P: 8	R: 0 H: 0 E: 0 LOB: 0 K: 1 BB: 0 S: 6 P: 7	R: 0 H: 1 E: 0 LOB: 1 K: 1 BB: 0 S: 6 P: 10	R: 0 H: 2 E: 0 LOB: 3 K: 1 BB: 1 S: 11 P: 20	R: 0 H: 0 E: 0 LOB: 1 K: 0 BB: 1 S: 5 P: 10	R: 0 H: 0 E: 0 LOB: 0 K: 0 BB: 0 S: 4 P: 7	1B: 6 SF: 0 2B: 1 SAC: 2 3B: 0 DP: 0 HR: 0 HBP: 0						WP: 0 PA: 37 PB: 0 SB: 1 CS: 0

PITCHER		IP	WLS	BF	H	R	ER	SO	BB	IBB	HBP	BLK	WP	HR	S	P	ERA	WHIP
Steve Rogers, R ERA: 3.16	(1, 1)	8.0	L	33	7	2	0	8	1	1	0	0	0	0	60	96	0.00	1.000
Dale Murray, R ERA: 3.08	(9, 1)	1.0		3	0	0	0	0	0	0	0	0	0	0	4	7	0.00	0.000

PITCHER	IP	WLS	BF	H	R	ER	SO	BB	IBB	HBP	BLK	WP	HR	S	P	ERA	WHIP

TOP

Chicago Cubs @ Montreal Expos

Jarry Park, Montreal, QB

Wed Sep 15 1976, 7:05 PM EDT

Att. 2,782 - Unknown - 68 F

livebaseballscorecards.com

AB	32
R	2
H	7
RBI	1
BB	2
SO	8
LOB	11

Chicago Cubs @ Montreal Expos

Jarry Park, Montreal, QB

Wed Sep 15 1976, 7:05 PM EDT

Att. 2,782 - Unknown - 68 F

BOTTOM

Batter	1	2	3	4	5	6	7	8	9	AB	R	H	RBI	BB	SO	LOB
Del Unser, L (1, 9) OBP: 0.279, SLG: 0.364	F8		F7			4-3			F8	4	0	0	0	0	0	1
Tim Foli, R (1, 6) OBP: 0.278, SLG: 0.363	6-3			F9		K			6-3	4	0	0	0	0	1	0
Ellis Valentine, R (1, 8) OBP: 0.338, SLG: 0.371	K			G3-6 1B			1B		6-3	4	0	2	0	0	1	0
Earl Williams, R (1, 3) OBP: 0.286, SLG: 0.387		1-3		G3-6 1-2f			L7			3	0	0	0	0	0	2
Gary Carter, R (1, 2) OBP: 0.288, SLG: 0.307		F5			P6		K			3	0	0	0	0	1	1
Andre Dawson, R (1, 7) OBP: 0.231, SLG: 0.308		CS 1B			L9		P5			3	0	1	0	0	0	1
Larry Parrish, R (1, 5) OBP: 0.291, SLG: 0.368		CS 1-2		SH1 1B	1B			4-3		3	0	2	0	0	0	0
Pepe Frias, R (1, 4) OBP: 0.207, SLG: 0.230			SH1 1-2		6-3			F8		1	0	0	0	0	0	1
Mike Jorgensen, L (8, PH) OBP: 0.356, SLG: 0.357										1	0	0	0	0	0	0
Rodney Scott, S (9, 4) OBP: 0.667, SLG: 0.500										0	0	0	0	0	0	0
Steve Rogers, R (1, 1) OBP: 0.132, SLG: 0.119			FC1-6-5 2-3			4-3		K		2	0	0	0	0	0	1
Jose Morales, R (8, PH) OBP: 0.335, SLG: 0.473										1	0	0	0	0	1	0
Dale Murray, R (9, 1)										0	0	0	0	0	0	0

	AB	29
	R	0
	H	5
	RBI	0
	BB	0
	SO	4
	LOB	7

livebaseballscorecards.com

Inning Stats	1	2	3	4	5	6	7	8	9
	R: 0 E: 0 K: 1 S: 6	H: 0 LOB: 0 BB: 0 P: 8	R: 0 E: 0 K: 0 S: 6	H: 1 LOB: 0 BB: 0 P: 13	R: 0 E: 0 K: 0 S: 6	H: 1 LOB: 1 BB: 0 P: 7	R: 0 E: 0 K: 0 S: 5	H: 1 LOB: 0 BB: 0 P: 7	R: 0 E: 0 K: 0 S: 5	H: 1 LOB: 1 BB: 0 P: 8	R: 0 E: 0 K: 1 S: 8	H: 0 LOB: 0 BB: 0 P: 10	R: 0 E: 0 K: 1 S: 9	H: 1 LOB: 1 BB: 0 P: 13	R: 0 E: 0 K: 1 S: 7	H: 0 LOB: 0 BB: 0 P: 12	R: 0 E: 0 K: 0 S: 4	H: 0 LOB: 0 BB: 0 P: 5

	1B: 5	SF: 0	WP: 0	PA: 31
	2B: 0	SAC: 1	PB: 0	
	3B: 0	DP: 1	SB: 0	
	HR: 0	HBP: 0	CS: 1	

PITCHER	IP	WLS	BF	H	R	ER	SO	BB	IBB	HBP	BLK	WP	HR	S	P	ERA	WHIP
Ray Burris, R (1, 1) ERA: 3.29	9.0	W	30	5	0	0	4	0	0	0	0	0	0	56	83	0.00	0.556

PITCHER	IP	WLS	BF	H	R	ER	SO	BB	IBB	HBP	BLK	WP	HR	S	P	ERA	WHIP

Batter	1	2	3	4	5	6	7	8	9	AB	R	H	RBI	BB	SO	LOB
Jerry Tabb, L (1, 3) OBP: 0.375, SLG: 0.286 Rob Sperring, R (9, PR) OBP: 0.333, SLG: 0.299	S S B X 1-2 G6-4-3 1B		S S B X 1-2 ① F8		B B B S B 4-1 BB			B S X 1-1 ① F9	X 0-0 1B	4 0	0 0	2 0	0 0	1 0	0 0	0 0
Joe Wallis, S (1, 8) OBP: 0.310, SLG: 0.356	S B B S S 2-3 ① K		X 0-0 CS 1B		B B X 2-0 ③ F7			B S S C 1-3 ② K	X 0-0 ③ G3	5	0	1	0	0	2	3
Bill Madlock, R (1, 5) OBP: 0.416, SLG: 0.516	S X 0-1 ② ③ G6-4-3 1-2f		B S B B S F X 3-2 ② ③ F8 1-2			B X 1-0 ① L8		S B B B B 4-1 E 2B BB		3	1	0	0	1	0	2
Champ Summers, L (1, 9) OBP: 0.291, SLG: 0.308		B S X 1-1 ① 4-3		B B B B 4-0 L4-6 BB BB		B X 1-0 ② 4-3		B S X 1-1 E4 1-2 2B		3	1	0	0	1	0	1
Larry Biittner, L (1, 7) OBP: 0.284, SLG: 0.310		B B B B 4-0 BB BLK BB		B B B B S B 4-1 FC5-4 1-2 BB		B B B S X 2-1 1B 2B		B S S X 1-2 1-H 2-H 1B 2B		2	1	2	2	2	0	0
Manny Trillo, R (1, 4) OBP: 0.300, SLG: 0.312		1 SAFE S S B S B X 2-2 ② L9 1-2		S S F B X 1-2 ① ② L4-6 2-3		S S X 0-2 ③ 2-H 1B		X 0-0 FC5-4 2-H 1B		4	0	2	1	0	0	3
Steve Swisher, R (1, 2) OBP: 0.274, SLG: 0.327 Ralph LaCock, L (8, PH) OBP: 0.327, SLG: 0.368 Ed Putman, R (8, 2) OBP: 1.000, SLG: 1.000		S B B B S B 4-2 BB BB		B X 1-0 ③ FC5-4 1-2f			B S S S 1-3 ① K	B S S S X 2-2 ③ FC5-4 1-2f		2 1 0	0 0 0	0 0 0	0 0 0	1 0 0	1 0 0	1 1 0
Mick Kelleher, R (1, 6) OBP: 0.272, SLG: 0.276 George Mitterwald, R (9, PH) OBP: 0.240, SLG: 0.292		B B B B 4-0 1-2 2-3 BB			B X 1-0 ① F8		S S B B X 2-2 ② 4-3		S X 0-1 ① 1-3	2 1	0 0	0 0	0 0	1 0	0 0	0 0
Steve Renko, R (1, 1) OBP: 0.082, SLG: 0.082 Jerry Morales, R (7, PH) OBP: 0.319, SLG: 0.395 Bruce Sutter, R (7, 1) Ramon Hernandez, S (7, 1) Mike Garman, R (8, 1) Wayne Tyrone, R (9, PH) OBP: 0.269, SLG: 0.327		B S S S 1-3 ③ K			S B X 1-1 ② 6-3		S B B B S B X 3-2 ③ 6-3		S B B S B B F X 3-2 ② 5-3	2 1 0 0 0 1	0 0 0 0 0 0	0 0 0 0 0 0	0 0 0 0 0 0	1 0 0 0 0 0	3 0 0 0 0 0	3 0 0 0 0 0

Inning Stats	1	2	3	4	5	6	7	8	9
	R: 0 E: 0 K: 1 S: 8	H: 1 LOB: 0 BB: 0 P: 11	R: 0 E: 0 K: 1 S: 10	H: 0 LOB: 3 BB: 3 P: 26	R: 0 E: 0 K: 0 S: 8	H: 1 LOB: 0 BB: 0 P: 12	R: 0 E: 0 K: 0 S: 6	H: 0 LOB: 1 BB: 2 P: 16	R: 0 E: 0 K: 0 S: 5	H: 0 LOB: 1 BB: 1 P: 13	R: 0 E: 0 K: 0 S: 7	H: 2 LOB: 2 BB: 0 P: 11	R: 0 E: 0 K: 1 S: 9	H: 0 LOB: 0 BB: 0 P: 15	R: 3 E: 1 K: 1 S: 15	H: 2 LOB: 1 BB: 1 P: 25	R: 0 E: 0 K: 0 S: 8	H: 1 LOB: 1 BB: 0 P: 11

	1B	2B	3B	HR	SF	SAC	DP	HBP	WP	PB	SB	CS	PA
	5	3	0	0	0	0	2	0	0	0	0	1	38

PITCHER		IP	WLS	BF	H	R	ER	SO	BB	IBB	HBP	BLK	WP	HR	S	P	ERA	WHIP
Larry Landreth, R ERA:	(1, 1)	6.0	W	24	4	0	0	2	6	0	0	1	0	0	44	89	0.00	1.667
Steve Dunning, R ERA: 4.36	(7, 1)	1.0		3	0	0	0	1	0	0	0	0	0	0	9	15	0.00	0.000
Joe Kerrigan, R ERA: 3.53	(8, 1)	1.0		7	2	3	0	1	1	0	0	0	0	0	15	25	0.00	3.000
Dale Murray, R ERA: 3.06	(9, 1)	1.0	S	4	1	0	0	0	0	0	0	0	0	0	8	11	0.00	1.000

PITCHER	IP	WLS	BF	H	R	ER	SO	BB	IBB	HBP	BLK	WP	HR	S	P	ERA	WHIP

TOP

Chicago Cubs @ Montreal Expos

Jarry Park, Montreal, QB

Thu Sep 16 1976, 3:33 AM EDT

Att. 2,877 - Overcast - 64 F

livebaseballscorecards.com

AB	31
R	3
H	7
RBI	3
BB	7
SO	4
LOB	14

Batter	1	2	3	4	5	6	7	8	9	AB	R	H	RBI	BB	SO	LOB
Del Unser, L (1, 9) OBP: 0.277, SLG: 0.361	K2-3		K		L3		G3			4	0	0	0	0	2	3
Mike Jorgensen, L (1, 3) OBP: 0.355, SLG: 0.356	P1		FC6-4 1B			F2	4-3			4	0	1	1	0	0	1
Ellis Valentine, R (1, 8) OBP: 0.337, SLG: 0.373	5-3		FC6-4			1-3		2B		4	0	1	0	0	0	2
Larry Parrish, R (1, 5) OBP: 0.289, SLG: 0.365		F7		5-3		P6		5-3		4	0	0	0	0	0	1
Tim Foli, R (1, 6) OBP: 0.278, SLG: 0.364		5-3		F3			4-3 2B 2B	P4		4	1	1	0	0	0	1
Wayne Garrett, L (1, 4) OBP: 0.358, SLG: 0.295		4-3		1B			4-3	IBB		3	0	1	0	1	0	1
Gary Carter, R (1, 2) OBP: 0.287, SLG: 0.310			1B 1B 2B	F9			FC5 IBB 2B	K		4	2	1	0	0	1	4
Andre Dawson, R (1, 7) OBP: 0.313, SLG: 0.333			1B 2-3 1B		P4		2B 1-2 IBB			2	1	1	0	1	0	0
Larry Landreth, R (1, 1)			K		K		G3 1-H 2-H 3-H 2B			2	0	0	0	0	2	2
Steve Dunning, R (7, 1) OBP: 0.235, SLG: 0.133										0	0	0	0	0	0	0
Jose Morales, R (7, PH) OBP: 0.340, SLG: 0.483										1	0	1	3	0	0	0
Joe Kerrigan, R (8, 1)										0	0	0	0	0	0	0
Dale Murray, R (9, 1)										0	0	0	0	0	0	0
Inning Stats	R: 0 E: 0 K: 1 S: 7 H: 0 LOB: 0 BB: 0 P: 12	R: 0 E: 0 K: 0 S: 5 H: 0 LOB: 0 BB: 0 P: 9	R: 1 E: 0 K: 2 S: 13 H: 3 LOB: 2 BB: 0 P: 17	R: 0 E: 0 K: 0 S: 10 H: 1 LOB: 1 BB: 0 P: 13	R: 0 E: 0 K: 1 S: 5 H: 0 LOB: 0 BB: 0 P: 8	R: 0 E: 0 K: 0 S: 8 H: 0 LOB: 0 BB: 0 P: 10	R: 3 E: 0 K: 0 S: 12 H: 2 LOB: 1 BB: 1 P: 21	R: 0 E: 0 K: 1 S: 7 H: 1 LOB: 2 BB: 1 P: 11		1B: 3 2B: 4 3B: 0 HR: 0 SF: 0 SAC: 0 DP: 0 HBP: 0						

PITCHER		IP	WLS	BF	H	R	ER	SO	BB	IBB	HBP	BLK	WP	HR	S	P	ERA	WHIP
Steve Renko, R ERA: 4.25	(1, 1)	6.0	L	22	4	1	1	4	0	0	0	0	0	0	48	69	1.50	0.667
Bruce Sutter, R ERA: 3.07	(7, 1)	0.1		5	2	3	3	0	0	1	0	0	0	0	9	17	81.00	6.000
Ramon Hernandez, L ERA: 3.5	(7, 1)	0.2		3	1	0	0	0	0	0	0	0	0	0	4	5	0.00	1.500
Mike Garman, R ERA: 5.04	(8, 1)	1.0		4	0	0	0	1	0	1	0	0	0	0	6	10	0.00	0.000

PITCHER	IP	WLS	BF	H	R	ER	SO	BB	IBB	HBP	BLK	WP	HR	S	P	ERA	WHIP

BOTTOM

Chicago Cubs @ Montreal Expos

Jarry Park, Montreal, QB

Thu Sep 16 1976, 3:33 AM EDT

Att. 2,877 - Overcast - 64 F

livebaseballscorecards.com

AB	32
R	4
H	7
RBI	4
BB	2
SO	5
LOB	15

Batter	1	2	3	4	5	6	7	8	9	AB	R	H	RBI	BB	SO	LOB
Jerry Mumphrey, S (1, 8) OBP: 0.323, SLG: 0.329	E SF8 1B	F8			1-3		HR		G4-6-3 BB	4	2	2	1	1	0	1
Garry Templeton, S (1, 6) OBP: 0.319, SLG: 0.368	E4 BB 1-3 1B		F9		6-3		F8		G4-6-3 1-2f	5	1	0	0	0	0	2
Lou Brock, L (1, 7) OBP: 0.343, SLG: 0.380	SF8 3-H		CS 1B		2B BB		BB		4-3	2	0	1	1	2	0	0
Joe Ferguson, R (1, 2) OBP: 0.321, SLG: 0.365	7-4 1B 1-2 BB		1-2 BB		1-3 2B		F8			2	0	1	0	2	0	1
Keith Hernandez, L (1, 3) OBP: 0.383, SLG: 0.447	1-2 2-H 1B		P5		F8			HR 2B		4	1	2	1	0	0	3
Mike Anderson, R (1, 9) OBP: 0.392, SLG: 0.381	7-4 2-3f			F8		G5-4-3 1B		F8		4	0	1	0	0	0	3
Hector Cruz, R (1, 5) OBP: 0.277, SLG: 0.324		1B		K		G5-4-3 1-2f		2-H HR		4	1	2	2	0	1	1
Luis Alvarado, R (1, 4) OBP: 0.370, SLG: 0.320		F3		1B		K		K		3	0	1	0	0	1	1
Vic Harris, S (8, PH) OBP: 0.278, SLG: 0.316 (8, 4)										1	0	0	0	0	1	0
Eric Rasmussen, R (1, 1) OBP: 0.167, SLG: 0.147		K		5-3			5-3	G3		1	0	0	0	0	1	1
Mike Potter, R (4, PH)										1	0	0	0	0	0	1
Mike Wallace, L (4, 1) OBP: 0.333, SLG: 0.333										0	0	0	0	0	0	0
Steve Waterbury, R (6, 1)										0	0	0	0	0	0	0
Ken Rudolph, R (7, PH) OBP: 0.179, SLG: 0.237										1	0	0	0	0	0	0
Doug Capilla, L (7, 1)										0	0	0	0	0	0	0
John Tamargo, S (8, PH) OBP: 0.333, SLG: 0.250										1	0	0	0	0	0	0
Bill Greif, R (8, 1)										0	0	0	0	0	0	0
Inning Stats	R: 2 E: 1 K: 0 S: 5 H: 2 LOB: 1 BB: 1 P: 9	R: 0 E: 0 K: 1 S: 6 H: 1 LOB: 1 BB: 0 P: 6	R: 0 E: 0 K: 0 S: 3 H: 1 LOB: 1 BB: 1 P: 7	R: 0 E: 0 K: 1 S: 6 H: 1 LOB: 1 BB: 0 P: 6	R: 0 E: 0 K: 0 S: 4 H: 1 LOB: 2 BB: 1 P: 8	R: 0 E: 0 K: 1 S: 5 H: 1 LOB: 0 BB: 0 P: 5	R: 1 E: 0 K: 0 S: 4 H: 1 LOB: 1 BB: 1 P: 8	R: 2 E: 0 K: 1 S: 7 H: 2 LOB: 0 BB: 0 P: 7	R: 0 E: 0 K: 0 S: 2 H: 0 LOB: 0 BB: 1 P: 6	1B: 6 2B: 3 3B: 0 HR: 2	SF: 1 SAC: 0 DP: 3 HBP: 0						

PITCHER	IP	WLS	BF	H	R	ER	SO	BB	IBB	HBP	BLK	WP	HR	S	P	ERA	WHIP
Gerry Hannahs, L (1, 1) ERA: 9.9	7.1	W	34	10	5	4	3	4	0	0	0	0	2	36	52	4.91	1.909
Joe Kerrigan, R (8, 1) ERA: 3.4	1.2		5	0	0	0	1	1	0	0	0	0	0	6	10	0.00	0.600

PITCHER	IP	WLS	BF	H	R	ER	SO	BB	IBB	HBP	BLK	WP	HR	S	P	ERA	WHIP

TOP

St. Louis Cardinals @ Montreal Expos

Jarry Park, Montreal, QB

Fri Sep 17 1976, 3:33 AM EDT
Att. 2,323 - Unknown - 72 F

livebaseballscorecards.com

AB	33
R	5
H	10
RBI	5
BB	5
SO	4
LOB	14

1B: 6	SF: 1	WP: 0	PA: 39
2B: 3	SAC: 0	PB: 0	
3B: 0	DP: 3	SB: 0	
HR: 2	HBP: 0	CS: 1	

Batter	1	2	3	4	5	6	7	8	9	AB	R	H	RBI	BB	SO	LOB
Del Unser, L (1, 9) OBP: 0.277, SLG: 0.361	F7		E6 1B 1B	E6 FC5-4 FC3-2 1-3 1B		F7 1B FC6-4 1-3 3-H 1B		F7		3	1	1	0	0	0	0
Gary Roenicke, R (6, PH) (7, 9) OBP: 0.255, SLG: 0.348										2	1	1	0	0	0	0
Mike Jorgensen, L (1, 3) OBP: 0.356, SLG: 0.356	F7		1B 3B 1B 1-3	FC3-2 FC5-4 1-2 3-H		FC6-4 1-2 3-H 1B		F9		5	1	2	1	0	0	2
Ellis Valentine, R (1, 8) OBP: 0.335, SLG: 0.370	1-3		3B 1B 1-2 3-H	FC5-4 FC6-4 1-2f 2-3		F7 2-3		F9		5	1	1	1	0	0	4
Larry Parrish, R (1, 5) OBP: 0.287, SLG: 0.362		F3	K	FC6-4 1-2f		FC6-4 1-2f 3-H				4	0	0	1	0	1	5
Andre Dawson, R (1, 7) OBP: 0.400, SLG: 0.500		HR BB	1B 3B 1-H 2-H		B2-3 1B	K				3	2	2	2	1	1	1
Wayne Garrett, L (1, 4) OBP: 0.359, SLG: 0.303		HR 1-H	1B IBB		B2-3 1-2f		6-3			3	1	1	2	1	0	1
Gary Carter, R (1, 2) OBP: 0.287, SLG: 0.309	K		1B 1-2 3-H		5-3		K			4	0	1	1	0	2	0
Rodney Scott, S (1, 6) OBP: 0.571, SLG: 0.500		P6	5-3			E 1B E 1B	1B			4	1	2	0	0	0	2
Gerry Hannahs, L (1, 1) OBP: 0.400, SLG: 0.400			1-3	E 1B FC3-2 1B		E6 1B E 1B 1-3 1B	K			4	1	2	0	0	1	1
Joe Kerrigan, R (8, 1)										0	0	0	0	0	0	0
Inning Stats	R: 0 E: 0 K: 0 S: 3 H: 0 LOB: 0 BB: 0 P: 3	R: 2 E: 0 K: 1 S: 6 H: 1 LOB: 0 BB: 1 P: 10	R: 4 E: 1 K: 1 S: 10 H: 4 LOB: 2 BB: 1 P: 14	R: 0 E: 1 K: 0 S: 5 H: 2 LOB: 2 BB: 0 P: 5	R: 0 E: 0 K: 0 S: 3 H: 1 LOB: 0 BB: 0 P: 3	R: 3 E: 2 K: 1 S: 9 H: 4 LOB: 1 BB: 0 P: 9	R: 0 E: 0 K: 2 S: 8 H: 1 LOB: 1 BB: 0 P: 8	R: 0 E: 0 K: 0 S: 3 H: 0 LOB: 0 BB: 0 P: 3		1B: 11 2B: 1 3B: 1 HR: 1	SF: 0 SAC: 0 DP: 1 HBP: 0					

BOTTOM

St. Louis Cardinals @ Montreal Expos

Jarry Park, Montreal, QB

Fri Sep 17 1976, 3:33 AM EDT

Att. 2,323 - Unknown - 72 F

livebaseballscorecards.com

AB	37
R	9
H	13
RBI	8
BB	2
SO	5
LOB	16

WP: 0 PB: 0 SB: 0 CS: 0 PA: 39

PITCHER		IP	WLS	BF	H	R	ER	SO	BB	IBB	HBP	BLK	WP	HR	S	P	ERA	WHIP
Eric Rasmussen, R ERA: 3.53	(1, 1)	3.0	L	17	5	6	2	2	1	1	0	0	0	1	19	27	6.00	2.000
Mike Wallace, L ERA: 4.23	(4, 1)	2.0		11	6	3	3	0	0	0	0	0	0	0	11	11	13.50	3.000
Steve Waterbury, R ERA:	(6, 1)	1.0		4	1	0	0	1	0	0	0	0	0	0	6	6	0.00	1.000
Doug Capilla, L ERA: 3.86	(7, 1)	1.0		4	1	0	0	2	0	0	0	0	0	0	8	8	0.00	1.000
Bill Greif, R ERA: 4.96	(8, 1)	1.0		3	0	0	0	0	0	0	0	0	0	0	3	3	0.00	0.000

PITCHER	IP	WLS	BF	H	R	ER	SO	BB	IBB	HBP	BLK	WP	HR	S	P	ERA	WHIP

Batter	1	2	3	4	5	6	7	8	9	AB	R	H	RBI	BB	SO	LOB
Jerry Mumphrey, S (1, 8) OBP: 0.324, SLG: 0.328	6-3	FC6-4 3-H 1B		8-2 3-Hf			FC6-4 BB		6-3	4	0	1	1	1	0	2
Garry Templeton, S (1, 6) OBP: 0.311, SLG: 0.358	K	FC6-4 1-2f			1-3		FC6-4 S 1-2f			4	0	0	0	0	1	2
Keith Hernandez, L (1, 3) OBP: 0.382, SLG: 0.444	6-3		F9		WP 1B		K 1-2			4	0	1	0	0	1	1
Ted Simmons, S (1, 2) OBP: 0.372, SLG: 0.396		2B 1B	1B		F8 1-2			6-3		4	1	2	0	0	0	1
Lou Brock, L (1, 7) OBP: 0.342, SLG: 0.378		P4	P4		F9			S 2-3 BB		3	0	0	0	1	0	3
Willie Crawford, L (1, 9) OBP: 0.360, SLG: 0.449		1B 1-H 1B 2B	K			5-3		2-3 1-2		4	0	1	1	0	1	2
Hector Cruz, R (1, 5) OBP: 0.279, SLG: 0.324		1B 1B BB		2B 8-2 1B		L6		6-3 2-3		3	1	1	0	1	0	1
Luis Alvarado, R (1, 4) OBP: 0.387, SLG: 0.379 Mike Tyson, R (9, 4) OBP: 0.335, SLG: 0.457		1B E 1-2 2-3 1B		1-3 2B		4-3			K	4 0	1 0	2 0	0 0	0 0	1 0	0 0
Bob Forsch, R (1, 1) OBP: 0.183, SLG: 0.254 Al Hrabosky, R (7, 1) Tom Walker, R (9, 1)		E4 1-H 2-H 3-H 1B		K			K		K	3 1 0	1 0 0	1 0 0	1 0 0	0 0 0	2 1 0	2 0 0
Inning Stats	R: 0 E: 0 K: 1 S: 5 H: 0 LOB: 0 BB: 0 P: 5	R: 4 E: 1 K: 0 S: 7 H: 5 LOB: 1 BB: 1 P: 11	R: 0 E: 0 K: 1 S: 6 H: 1 LOB: 1 BB: 0 P: 6	R: 0 E: 0 K: 1 S: 6 H: 2 LOB: 1 BB: 0 P: 6	R: 0 E: 0 K: 0 S: 4 H: 1 LOB: 1 BB: 0 P: 4	R: 0 E: 0 K: 0 S: 3 H: 0 LOB: 0 BB: 0 P: 3	R: 0 E: 0 K: 2 S: 7 H: 0 LOB: 1 BB: 1 P: 11	R: 0 E: 0 K: 0 S: 3 H: 0 LOB: 1 BB: 1 P: 7	R: 0 E: 0 K: 2 S: 7 H: 0 LOB: 0 BB: 0 P: 7	1B: 7 2B: 3 3B: 0 HR: 0 SF: 0 SAC: 0 DP: 1 HBP: 0						

PITCHER	IP	WLS	BF	H	R	ER	SO	BB	IBB	HBP	BLK	WP	HR	S	P	ERA	WHIP
Don Stanhouse, R (1, 1) ERA: 3.79	3.0	L	15	6	4	3	2	1	0	0	0	0	0	18	22	9.00	2.333
Bill Atkinson, R (4, 1) ERA:	3.0		11	3	0	0	1	0	0	0	0	1	0	13	13	0.00	1.000
Chip Lang, R (7, 1) ERA: 3.83	2.0		8	0	0	0	2	2	0	0	0	0	0	10	18	0.00	1.000
Dale Murray, R (9, 1) ERA: 3.03	1.0		3	0	0	0	2	0	0	0	0	0	0	7	7	0.00	0.000

PITCHER	IP	WLS	BF	H	R	ER	SO	BB	IBB	HBP	BLK	WP	HR	S	P	ERA	WHIP

TOP

St. Louis Cardinals @ Montreal Expos

Jarry Park, Montreal, QB

Sat Sep 18 1976, 3:33 AM EDT

Unknown - 73 F

livebaseballscorecards.com

AB	34
R	4
H	9
RBI	3
BB	3
SO	7
LOB	14

St. Louis Cardinals @ Montreal Expos

Jarry Park, Montreal, QB

Sat Sep 18 1976, 3:33 AM EDT

Unknown - 73 F

BOTTOM

livebaseballscorecards.com

Batter	1	2	3	4	5	6	7	8	9	AB	R	H	RBI	BB	SO	LOB
Del Unser, L (1, 9) OBP: 0.275, SLG: 0.359 Bombo Rivera, R (8, PH) OBP: 0.320, SLG: 0.404 (9, 9)	S S S 0-3 K ①		x 0-0 4-3 ③			x 0-0 F9 ② S S S 0-3 K ③		S S S 0-3 K ② S S S 0-3 K ③		3 1	0 0	0 0	0 0	0 0	1 1	0 1
Mike Jorgensen, L (1, 3) OBP: 0.353, SLG: 0.353 Roger Freed, R (8, PH) (9, 3)	x 0-0 L6 ②			x 0-0 L4 ①						3 1	0 0	0 0	0 0	0 0	1 1	0 1
Ellis Valentine, R (1, 8) OBP: 0.333, SLG: 0.365	x 0-0 F7 ③			x 0-0 F8 ②			B B B B 4-0 E 1B BB		x 0-0 5-3 ①	3	1	0	0	1	0	0
Larry Parrish, R (1, 5) OBP: 0.286, SLG: 0.359		x 0-0 6-3 ①		x 0-0 5-3 ③			x 0-0 E6 F9 1B 1-3		B B B B 4-0 BB BB	3	0	0	0	1	0	1
Andre Dawson, R (1, 7) OBP: 0.458, SLG: 0.500		x 0-0 F8 ②			B B B B 4-0 1B WP BB		x 0-0 G6-4-3 1-2 3-H 1B		B B B B 4-0 1-2 BB	2	0	1	1	2	0	0
Tim Foli, R (1, 6) OBP: 0.277, SLG: 0.363		x 0-0 1B			x 0-0 F9 ① 1-2		x 0-0 F9 ① 2-3		x 0-0 P6 ②	4	0	1	0	0	0	5
Wayne Garrett, L (1, 4) OBP: 0.360, SLG: 0.304 Earl Williams, R (7, PH) OBP: 0.286, SLG: 0.386 Rodney Scott, S (8, 4) OBP: 0.571, SLG: 0.500 Barry Foote, R (9, PH) OBP: 0.252, SLG: 0.321	x 0-0 P5 ③				x 0-0 G5-4-3 2-3 1B		x 0-0 G6-4-3 1-2f		x 0-0 F8 ③	2 1 0 1	0 0 0 0	1 0 0 0	0 0 0 0	0 0 0 0	0 0 0 0	1 2 0 2
Gary Carter, R (1, 2) OBP: 0.287, SLG: 0.309			x 0-0 5-3 ①		x 0-0 G5-4-3 ②③ 1-2f			x 0-0 1B		3	0	1	0	0	0	2
Don Stanhouse, R (1, 1) OBP: 0.302, SLG: 0.271 Pat Scanlon, L (3, PH) OBP: 0.231, SLG: 0.360 Bill Atkinson, L (4, 1) Warren Cromartie, L (6, PH) OBP: 0.239, SLG: 0.243 Chip Lang, R (7, 1) OBP: 0.200, SLG: 0.200 Jose Morales, R (8, PH) OBP: 0.338, SLG: 0.480 Dale Murray, R (9, 1)			x 0-0 4-3 ②			x 0-0 5-3 ①		S S S 0-3 K ①		0 1 0 1 0 0 1 0	0 0 0 0 0 0 0 0	0 0 0 0 0 0 0 0	0 0 0 0 0 0 0 0	0 0 0 0 0 0 1 0	0 0 0 0 0 0 1 0	0 0 0 0 0 0 1 0

Inning Stats	1	2	3	4	5	6	7	8	9
	R: 0 E: 0 K: 1 S: 5 H: 0 LOB: 0 BB: 0 P: 5	R: 0 E: 0 K: 0 S: 4 H: 1 LOB: 1 BB: 0 P: 4	R: 0 E: 0 K: 0 S: 3 H: 0 LOB: 0 BB: 0 P: 3	R: 0 E: 0 K: 0 S: 3 H: 0 LOB: 0 BB: 0 P: 3	R: 0 E: 0 K: 0 S: 3 H: 1 LOB: 1 BB: 1 P: 7	R: 0 E: 0 K: 1 S: 5 H: 0 LOB: 0 BB: 0 P: 5	R: 1 E: 1 K: 0 S: 4 H: 1 LOB: 1 BB: 1 P: 8	R: 0 E: 0 K: 3 S: 10 H: 1 LOB: 1 BB: 0 P: 10	R: 0 E: 0 K: 0 S: 3 H: 0 LOB: 2 BB: 2 P: 11

1B: 4	SF: 0
2B: 0	SAC: 0
3B: 0	DP: 2
HR: 0	HBP: 0
WP: 1	PA: 34
PB: 0	
SB: 0	
CS: 0	

AB	30
R	1
H	4
RBI	1
BB	4
SO	5
LOB	16

PITCHER		IP	WLS	BF	H	R	ER	SO	BB	IBB	HBP	BLK	WP	HR	S	P	ERA	WHIP
Bob Forsch, R ERA: 3.8	(1, 1)	6.1	W	24	3	1	0	2	2	0	0	0	1	0	26	34	0.00	0.789
Al Hrabosky, L ERA: 2.83	(7, 1)	2.0		8	1	0	0	3	2	0	0	0	0	0	12	20	0.00	1.500
Tom Walker, R ERA: 2.45	(9, 1)	0.2	S	2	0	0	0	0	0	0	0	0	0	0	2	2	0.00	0.000

PITCHER	IP	WLS	BF	H	R	ER	SO	BB	IBB	HBP	BLK	WP	HR	S	P	ERA	WHIP

Batter	1	2	3	4	5	6	7	8	9	AB	R	H	RBI	BB	SO	LOB
Jerry Mumphrey, S (1, 8) OBP: 0.327, SLG: 0.331	x 0-0 1B BLK 1B x 0-0 F7			S S S 0-3 ① K	x 0-0 FC6-4 1-3 2-H 1B		x 0-0 FC6 1-2 1B		x 0-0 ② FC6-4 CS 1-2f	6	0	3	1	0	1	4
Luis Alvarado, R (1, 4) OBP: 0.361, SLG: 0.353	x 0-0 ① WP 1-3 1B 1B	x 0-0 ① F8		x 0-0 ② F8	x 0-0 ③ FC6-4 1-2f		x 0-0 ③ FC6 1-2f		0-0 ③ CS 1-2	5	1	1	0	0	0	4
Keith Hernandez, L (1, 3) OBP: 0.385, SLG: 0.442	B B B B 4-0 1B 1-2 BB BB	B B B 4-0 1B BB		S S S 0-3 ③ K		B B B 4-0 4-3 BB		x 0-0 ① P6		2	1	0	0	3	1	0
Willie Crawford, L (1, 9) OBP: 0.363, SLG: 0.449 Sam Mejias, R (8, PR) (8, 9)	x 0-0 BB BB BB 1-3 2-H 1B	x 0-0 G3-6 1-3 1B			x 0-0 ① F9	x 0-0 ① 4-3 1-2		B B B 4-0 1B BB		4 0	1 0	2 0	1 0	1 0	0 0	1 0
John Tamargo, S (1, 2) OBP: 0.455, SLG: 0.286	B B B B 4-0 BB BB BB 1-2 BB	x 0-0 ② ③ G3-6 1-2f			B B B 4-0 FC4-6 1B BB BB	x 0-0 ② 6-3		x 0-0 1-2 1B		3	2	1	0	2	0	3
Hector Cruz, R (1, 5) OBP: 0.280, SLG: 0.322	B B B B 4-0 BB BB 1-2 2-3 3-H BB		S S S 0-3 ① K		B B B 4-0 FC4-6 1-2 BB	x 0-0 ③ 6-3		S S S 0-3 ② K		3	0	0	1	2	2	3
Vic Harris, S (1, 7) OBP: 0.280, SLG: 0.315	B B B B 4-0 BB 1-2 2-3 3-H BB	x 0-0 CS 1B			x 0-0 ② FC4-6 BB 1B 1-2f 2-3		S S S 0-3 ① K	x 0-0 ③ 4-3		4	1	1	1	1	1	4
Don Kessinger, S (1, 6) OBP: 0.319, SLG: 0.314 Garry Templeton, S (7, 6) OBP: 0.310, SLG: 0.356	B B B B 4-0 1-2 2-3 3-H BB	x 0-0 ② 1-2 2B			B B B 4-0 1B 1B 1-2 BB		x 0-0 ② F7		x 0-0 ① 6-3	2 1	1 0	1 0	1 0	2 0	0 0	0 0
Eddie Solomon, R (1, 1) OBP: 0.400, SLG: 0.600 Mike Wallace, L (6, 1) OBP: 0.333, SLG: 0.333 Tom Walker, R (6, 1) OBP: 0.667, SLG: 0.667	S S S 0-3 ② K	S S S 0-3 ③ K			x 0-0 1B 1-2 2-H 3-H 1B		x 0-0 1B 1B		x 0-0 FC6-4 1B	3 0 2	0 0 0	1 0 2	2 0 0	0 0 0	2 0 0	4 0 0
Inning Stats	R: 4 H: 3 E: 0 LOB: 3 K: 1 BB: 5 S: 7 P: 27	R: 0 H: 1 E: 0 LOB: 1 K: 0 BB: 1 S: 3 P: 7	R: 0 H: 2 E: 0 LOB: 1 K: 2 BB: 0 S: 8 P: 8	R: 0 H: 0 E: 0 LOB: 0 K: 2 BB: 0 S: 7 P: 7	R: 3 H: 2 E: 0 LOB: 2 K: 0 BB: 3 S: 5 P: 17	R: 0 H: 0 E: 0 LOB: 1 K: 0 BB: 1 S: 3 P: 7	R: 0 H: 2 E: 0 LOB: 2 K: 1 BB: 0 S: 7 P: 7	R: 0 H: 1 E: 0 LOB: 2 K: 1 BB: 1 S: 6 P: 10	R: 0 H: 1 E: 0 LOB: 0 K: 0 BB: 0 S: 3 P: 3	1B: 11 SF: 0 2B: 1 SAC: 0 3B: 0 DP: 1 HR: 0 HBP: 0						

TOP

St. Louis Cardinals @ Montreal Expos

Jarry Park, Montreal, QB

Sat Sep 18 1976, 3:38 AM EDT

Att. 6,759 - Unknown - 73 F

livebaseballscorecards.com

AB	35
R	7
H	12
RBI	7
BB	11
SO	7
LOB	23

WP: 1	PA: 47																			
PB: 0																				
SB: 0																				
CS: 2																				

PITCHER		IP	WLS	BF	H	R	ER	SO	BB	IBB	HBP	BLK	WP	HR	S	P	ERA	WHIP
Joe Keener, R ERA: 108.0	(1, 1)	0.1	L	6	3	4	4	0	3	0	0	1	1	0	3	15	108.00	18.000
Don Carrithers, R ERA: 4.46	(1, 1)	1.2		8	1	0	0	1	3	0	0	0	0	0	7	19	0.00	2.400
Steve Dunning, R ERA: 4.53	(3, 1)	2.2		14	4	3	3	4	3	0	0	0	0	0	19	31	10.12	2.625
Chuck Taylor, R ERA: 4.42	(5, 1)	1.1		5	0	0	0	0	1	0	0	0	0	0	4	8	0.00	0.750
Dennis Blair, R ERA: 7.27	(7, 1)	1.1		7	2	0	0	1	1	0	0	0	0	0	8	12	0.00	2.250

PITCHER		IP	WLS	BF	H	R	ER	SO	BB	IBB	HBP	BLK	WP	HR	S	P	ERA	WHIP
Joe Kerrigan, R ERA: 3.28	(8, 1)	1.2		6	2	0	0	1	0	0	0	0	0	0	8	8	0.00	1.200

BOTTOM

St. Louis Cardinals @ Montreal Expos

Jarry Park, Montreal, QB

Sat Sep 18 1976, 3:38 AM EDT

Att. 6,759 - Unknown - 73 F

livebaseballscorecards.com

Batter	1	2	3	4	5	6	7	8	9	AB	R	H	RBI	BB	SO	LOB
Del Unser, L (1, 9) OBP: 0.275, SLG: 0.364 Joe Kerrigan, R (8, 1)	HR		K		F7		F7			4 0	1 0	1 0	1 0	0 0	1 0	1 0
Rodney Scott, S (1, 4) (5, 6) OBP: 0.455, SLG: 0.400	6-3		K			1B 1B	F8			4	1	1	0	0	1	0
Ellis Valentine, R (1, 8) OBP: 0.329, SLG: 0.359	5-3		K			F8		K		4	0	0	0	0	2	1
Larry Parrish, R (1, 5) OBP: 0.286, SLG: 0.358	F7			F7		BB 1B 1-2 6-3		F8		4	1	1	0	0	0	0
Andre Dawson, R (1, 7) OBP: 0.464, SLG: 0.500		S 1B		F8		6-3 BB 1-2 2-H		F8		4	1	2	1	0	0	0
Tim Foli, R (1, 6) OBP: 0.276, SLG: 0.362 Chuck Taylor, R (5, 1) Mike Jorgensen, L (6, PH) OBP: 0.353, SLG: 0.353 Gary Roenicke, R (6, PH) OBP: 0.263, SLG: 0.348 Dennis Blair, R (7, 1) Bombo Rivera, R (8, 9) OBP: 0.316, SLG: 0.401		F9 1-2		1-3		B B B 4-0 6-3 1-2 2-3 BB			F8	2 0 0 0 0 0 1	0 0 0 0 0 0 0	0 0 0 0 0 0 0	0 0 0 0 0 0 0	0 0 0 1 0 0 0	0 0 0 0 0 0 0	1 0 0 0 0 0 0
Roger Freed, R (1, 3) OBP: 0.143, SLG: 0.286		F3			FC1-5 2B	6-3 1-2 2-3 3-H			6-3	4	0	1	1	0	0	3
Barry Foote, R (1, 2) OBP: 0.255, SLG: 0.324 Pepe Frias, R (9, PR) OBP: 0.207, SLG: 0.230		2-H 1B			P5	F7			1B	4 0	0 0	2 0	1 0	0 0	0 0	3 0
Joe Keener, R (1, 1) Don Carrithers, R (1, 1) OBP: 0.108, SLG: 0.162 Warren Cromartie, L (2, PH) OBP: 0.236, SLG: 0.239 Steve Dunning, R (3, 1) OBP: 0.235, SLG: 0.133 Wayne Garrett, L (5, 4) OBP: 0.358, SLG: 0.302		1-3			FC1-5 2-3		F9		F7	0 0 1 0 3	0 0 0 0 0	0 0 0 0 2	0 0 0 0 0	0 0 0 0 0	0 0 0 0 0	0 0 1 0 2

Inning Stats	1	2	3	4	5	6	7	8	9
	R: 1 H: 1 E: 0 LOB: 0 K: 0 BB: 0 S: 4 P: 4	R: 1 H: 2 E: 0 LOB: 1 K: 0 BB: 0 S: 5 P: 5	R: 0 H: 0 E: 0 LOB: 0 K: 3 BB: 0 S: 9 P: 9	R: 0 H: 0 E: 0 LOB: 0 K: 0 BB: 0 S: 3 P: 3	R: 0 H: 1 E: 0 LOB: 1 K: 0 BB: 0 S: 4 P: 4	R: 2 H: 3 E: 0 LOB: 2 K: 0 BB: 1 S: 6 P: 10	R: 0 H: 0 E: 0 LOB: 0 K: 0 BB: 0 S: 3 P: 3	R: 0 H: 0 E: 0 LOB: 0 K: 1 BB: 0 S: 5 P: 5	R: 0 H: 1 E: 0 LOB: 1 K: 0 BB: 0 S: 4 P: 4

	AB	35
	R	4
	H	8
	RBI	4
	BB	1
	SO	4
	LOB	12

1B: 6	SF: 0	WP: 0	PA: 36
2B: 1	SAC: 0	PB: 0	
3B: 0	DP: 0	SB: 1	
HR: 1	HBP: 0	CS: 0	

PITCHER		IP	WLS	BF	H	R	ER	SO	BB	IBB	HBP	BLK	WP	HR	S	P	ERA	WHIP
Eddie Solomon, R ERA: 4.37	(1, 1)	5.1	W	23	7	4	4	3	0	0	0	0	0	1	29	29	6.75	1.312
Mike Wallace, L ERA: 4.23	(6, 1)	0.0		1	0	0	0	0	1	0	0	0	0	0	0	4	∞	∞
Tom Walker, R ERA: 1.64	(6, 1)	3.2	S	12	1	0	0	1	0	0	0	0	0	0	14	14	0.00	0.273

PITCHER	IP	WLS	BF	H	R	ER	SO	BB	IBB	HBP	BLK	WP	HR	S	P	ERA	WHIP

Batter	1	2	3	4	5	6	7	8	9	AB	R	H	RBI	BB	SO	LOB
Jerry Mumphrey, S (1, 8) OBP: 0.328, SLG: 0.332	4-3	4-3			4-3		E 3-H 1B		2B 3B 1B	5	1	2	1	0	0	1
Garry Templeton, S (1, 6) OBP: 0.318, SLG: 0.370	CS 1B		K		1B		F7		1-3 3B 2B	5	1	3	0	0	1	1
Keith Hernandez, L (1, 3) OBP: 0.385, SLG: 0.438	1-2 BB		1-3		G3		E6 1-2		3B IBB	3	1	0	0	2	0	2
Ted Simmons, S (1, 2) OBP: 0.372, SLG: 0.399	F8		G3			G6-3 BB	4-3		1-H 2-H 3-H 2B 3B	4	1	1	3	1	0	3
Lou Brock, L (1, 7) OBP: 0.344, SLG: 0.382		K S 1B		3-1		G6-3 1-2f		WP 4-3 1B	3-H 1B 2B	5	1	3	1	0	0	1
Willie Crawford, L (1, 9) OBP: 0.363, SLG: 0.449		K 1-3		1-3 1B		K		4-3 1-2	2-H 1B FC5-2 1B	5	0	2	1	0	2	2
Sam Mejias, R (9, PR)										0	0	0	0	0	0	0
(9, 9)										0	0	0	0	0	0	0
Don Kessinger, S (1, 4) OBP: 0.321, SLG: 0.314	BB 2B			1-3 1-2			2B E 1B	4-3	FC5-2 1-3 1B	2	1	1	0	1	0	1
Lee Richard, R (7, PR) OBP: 0.215, SLG: 0.270										0	1	0	0	0	0	0
Mike Tyson, R (7, 4) OBP: 0.335, SLG: 0.457										0	0	0	0	0	0	0
John Tamargo, S (8, PH) OBP: 0.417, SLG: 0.250										1	0	0	0	0	0	1
Luis Alvarado, R (8, 4) OBP: 0.378, SLG: 0.371										1	0	1	0	0	0	0
Hector Cruz, R (1, 5) OBP: 0.281, SLG: 0.327	1-H 1B 2B			F9			E4 SH1-3 1-H 1B 2B	4-3 2-3	FC5-2 1-2 3-H	5	2	2	1	0	0	4
Lynn McGlothen, L (1, 1) OBP: 0.203, SLG: 0.242									F9	2	0	1	1	0	0	0
John Curtis, L (7, 1) OBP: 0.222, SLG: 0.206										0	0	0	0	0	0	0
Tom Walker, R (8, 1) OBP: 0.667, SLG: 0.667										0	0	0	0	0	0	0
Vic Harris, S (9, PH) OBP: 0.278, SLG: 0.312										2	0	0	0	0	0	2
Al Hrabosky, R (9, 1)									F8	0	0	0	0	0	0	0
Bill Greif, R (9, 1)		2-H 1B			1-4-3		SH1-3 2-3			0	0	0	0	0	0	0
Inning Stats	R: 0 E: 0 K: 0 S: 3 H: 1 LOB: 1 BB: 1 P: 7	R: 2 E: 0 K: 1 S: 7 H: 3 LOB: 1 BB: 1 P: 11	R: 0 E: 0 K: 1 S: 5 H: 0 LOB: 0 BB: 0 P: 5	R: 0 E: 0 K: 0 S: 4 H: 1 LOB: 1 BB: 0 P: 4	R: 0 E: 0 K: 0 S: 4 H: 1 LOB: 1 BB: 0 P: 4	R: 0 E: 0 K: 1 S: 4 H: 0 LOB: 0 BB: 1 P: 8	R: 2 E: 2 K: 0 S: 7 H: 3 LOB: 2 BB: 0 P: 7	R: 0 E: 0 K: 0 S: 4 H: 1 LOB: 1 BB: 0 P: 4	R: 5 E: 0 K: 0 S: 9 H: 6 LOB: 2 BB: 1 P: 13	1B: 11 2B: 4 3B: 1 HR: 0 SF: 0 SAC: 1 DP: 1 HBP: 0							

TOP

St. Louis Cardinals @ Montreal Expos

Jarry Park, Montreal, QB

Sun Sep 19 1976, 3:33 AM EDT

Unknown - 73 F

livebaseballscorecards.com

AB	40
R	9
H	16
RBI	8
BB	4
SO	3
LOB	18

PITCHER		IP	WLS	BF	H	R	ER	SO	BB	IBB	HBP	BLK	WP	HR	S	P	ERA	WHIP
Steve Rogers, R ERA: 3.22	(1, 1)	7.0		31	9	4	4	3	3	0	0	0	0	0	34	46	5.14	1.714
Joe Kerrigan, R ERA: 3.75	(8, 1)	1.1	L	8	3	3	3	0	0	1	0	0	1	0	7	11	20.25	2.250
Dale Murray, R ERA: 3.19	(9, 1)	0.0		3	3	2	2	0	0	0	0	0	0	0	3	3	∞	∞
Chuck Taylor, R ERA: 4.34	(9, 1)	0.2		3	1	0	0	0	0	0	0	0	0	0	3	3	0.00	1.500

PITCHER	IP	WLS	BF	H	R	ER	SO	BB	IBB	HBP	BLK	WP	HR	S	P	ERA	WHIP

Batter	1	2	3	4	5	6	7	8	9	AB	R	H	RBI	BB	SO	LOB
Del Unser, L (1, 9) OBP: 0.276, SLG: 0.371	F8		SH5-3 1-2		SH5-3 1-2		HR		2B	2	1	1	1	0	0	0
Bombo Rivera, R (9, PH) OBP: 0.322, SLG: 0.411										1	0	1	0	0	0	0
Mike Jorgensen, L (1, 3) OBP: 0.352, SLG: 0.350	4-3		F9		BBB 1B SF8		3-1		BBBB 1B 1B	3	1	0	0	1	0	1
Earl Williams, R (9, PH) OBP: 0.288, SLG: 0.386					BB				BB	0	1	0	0	1	0	0
Andre Dawson, R (1, 7) OBP: 0.485, SLG: 0.500	5-3		BBBB FC5-4 BB		1-3 2-H		F9		1-3 1B 1B	4	1	2	1	1	0	0
Ellis Valentine, R (1, 8) OBP: 0.326, SLG: 0.357		F7	FC5-4 1-2f		SF8 3-H			F9	1-2 3-H 1B	4	0	1	2	0	0	2
Larry Parrish, R (1, 5) OBP: 0.286, SLG: 0.358	F9			6-3	P4			S 1B 1B	F7	4	0	1	0	0	0	1
Rodney Scott, S (8, PR) OBP: 0.455, SLG: 0.400										0	1	0	0	0	0	0
(9, 4)																
Warren Cromartie, L (9, PH) OBP: 0.233, SLG: 0.236										1	0	0	0	0	0	2
Tim Foli, R (1, 6) OBP: 0.278, SLG: 0.364	2B 2B			F7		5-3		F8 1-3	1-2 2-H 1B	5	1	2	1	0	0	1
Wayne Garrett, L (1, 4) OBP: 0.360, SLG: 0.309	2-H 2B			2B		4-3		1B IBB	F8	3	0	2	1	0	0	0
Jose Morales, R (8, PH) OBP: 0.342, SLG: 0.480										0	0	0	0	1	0	0
Pepe Frias, R (8, PR) OBP: 0.207, SLG: 0.230										0	0	0	0	0	0	0
(9, 5)																
Andre Thornton, R (9, PH) OBP: 0.322, SLG: 0.375										1	0	0	0	0	0	2
Gary Carter, R (1, 2) OBP: 0.287, SLG: 0.309	5-3			F7		F9		1-2 3-H 1B		4	0	1	1	0	0	2
Steve Rogers, R (1, 1) OBP: 0.157, SLG: 0.145			SH5-3 1B		SH5-3 1B 1B		5-3	K		2	1	2	0	0	0	0
Barry Foote, R (7, PH) OBP: 0.254, SLG: 0.322										1	0	0	0	0	0	0
Joe Kerrigan, R (8, 1)										1	0	0	0	0	1	2
Dale Murray, R (9, 1)										0	0	0	0	0	0	0
Chuck Taylor, R (9, 1)										0	0	0	0	0	0	0
Inning Stats	R: 0 E: 0 K: 0 S: 3 H: 0 LOB: 0 BB: 0 P: 3	R: 1 E: 0 K: 0 S: 5 H: 2 LOB: 1 BB: 0 P: 5	R: 0 E: 0 K: 0 S: 4 H: 1 LOB: 2 BB: 1 P: 8	R: 0 E: 0 K: 0 S: 4 H: 1 LOB: 1 BB: 0 P: 4	R: 2 E: 0 K: 0 S: 5 H: 2 LOB: 1 BB: 1 P: 9	R: 0 E: 0 K: 0 S: 3 H: 0 LOB: 0 BB: 0 P: 3	R: 1 E: 0 K: 0 S: 4 H: 1 LOB: 0 BB: 0 P: 4	R: 1 E: 0 K: 1 S: 7 H: 2 LOB: 2 BB: 1 P: 11	R: 2 E: 0 K: 0 S: 6 H: 4 LOB: 2 BB: 1 P: 10	1B: 8 2B: 4 3B: 0 HR: 1 SF: 1 SAC: 2 DP: 0 HBP: 0	WP: 0 PB: 0 SB: 2 CS: 0 PA: 43					

PITCHER		IP	WLS	BF	H	R	ER	SO	BB	IBB	HBP	BLK	WP	HR	S	P	ERA	WHIP
Lynn McGlothen, R ERA: 3.94	(1, 1)	6.1		28	7	4	4	0	2	0	0	0	0	1	26	34	5.68	1.421
John Curtis, L ERA: 4.31	(7, 1)	1.1		6	1	1	1	0	0	1	0	0	0	0	5	9	6.75	0.750
Tom Walker, R ERA: 1.59	(8, 1)	0.1	W	2	1	0	0	1	0	0	0	0	0	0	4	4	0.00	3.000
Al Hrabosky, L ERA: 3.01	(9, 1)	0.1		3	2	2	2	0	1	0	0	0	0	0	2	6	54.00	9.000
Bill Greif, R ERA: 4.92	(9, 1)	0.2	S	4	2	0	0	0	0	0	0	0	0	0	4	4	0.00	3.000

PITCHER	IP	WLS	BF	H	R	ER	SO	BB	IBB	HBP	BLK	WP	HR	S	P	ERA	WHIP

BOTTOM

St. Louis Cardinals @ Montreal Expos

Jarry Park, Montreal, QB

Sun Sep 19 1976, 3:33 AM EDT

Unknown - 73 F

livebaseballscorecards.com

AB	36
R	7
H	13
RBI	7
BB	4
SO	1
LOB	13

Batter	1	2	3	4	5	6	7	8	9	AB	R	H	RBI	BB	SO	LOB
Jerry Mumphrey, S (1, 8) OBP: 0.330, SLG: 0.332	4-3			S 1B		5-3		BB		3	0	1	0	1	0	0
Garry Templeton, S (1, 6) OBP: 0.318, SLG: 0.365	CS HBP			F9 1-2		5-3		F7		2	0	0	0	0	0	1
Don Kessinger, S (6, 6) OBP: 0.320, SLG: 0.314										1	0	0	0	0	0	1
Keith Hernandez, L (1, 3) OBP: 0.383, SLG: 0.435	K 1-2			K		P4			G3 1B	4	0	1	0	0	2	2
Joe Ferguson, R (1, 2) OBP: 0.321, SLG: 0.362		K		BB			K		G3 1-2	3	0	0	0	1	2	1
Mike Anderson, R (1, 7) OBP: 0.385, SLG: 0.372		6-3		L5			F8		6-3	4	0	0	0	0	0	3
Hector Cruz, R (1, 5) OBP: 0.281, SLG: 0.331		F7			F7		3B		5-3	4	0	1	0	0	0	1
Mike Tyson, R (1, 4) OBP: 0.330, SLG: 0.450			P3		5-3		5-3			3	0	0	0	0	0	1
Sam Mejias, R (1, 9) OBP: 0.111, SLG: 0.222			5-3		2B			F8		3	0	1	0	0	0	0
Lerrin LaGrow, R (1, 1)			K		K			K		3	0	0	0	0	3	1
Inning Stats	R: 0 E: 0 K: 1 S: 4 H: 0 LOB: 1 BB: 0 P: 5	R: 0 E: 0 K: 1 S: 5 H: 0 LOB: 0 BB: 0 P: 5	R: 0 E: 0 K: 1 S: 5 H: 0 LOB: 0 BB: 0 P: 5	R: 0 E: 0 K: 1 S: 6 H: 1 LOB: 2 BB: 1 P: 10	R: 0 E: 0 K: 1 S: 6 H: 1 LOB: 1 BB: 0 P: 6	R: 0 E: 0 K: 0 S: 3 H: 0 LOB: 0 BB: 0 P: 3	R: 0 E: 0 K: 1 S: 6 H: 1 LOB: 1 BB: 0 P: 6	R: 0 E: 0 K: 1 S: 5 H: 0 LOB: 1 BB: 1 P: 9	R: 0 E: 0 K: 0 S: 4 H: 1 LOB: 1 BB: 0 P: 4	1B: 2 2B: 2 3B: 1 HR: 0	SF: 0 SAC: 0 DP: 1 HBP: 1						

PITCHER	IP	WLS	BF	H	R	ER	SO	BB	IBB	HBP	BLK	WP	HR	S	P	ERA	WHIP
Woodie Fryman, L (1, 1) ERA: 3.08	9.0	W	33	4	0	0	7	2	0	1	0	0	0	44	53	0.00	0.667

PITCHER	IP	WLS	BF	H	R	ER	SO	BB	IBB	HBP	BLK	WP	HR	S	P	ERA	WHIP

TOP

St. Louis Cardinals @ Montreal Expos

Jarry Park, Montreal, QB

Sun Sep 19 1976, 3:38 AM EDT

Att. 14,687 - Unknown - 73 F

livebaseballscorecards.com

AB	30
R	0
H	4
RBI	0
BB	2
SO	7
LOB	11

1B: 2	SF: 0	WP: 0	PA: 33
2B: 2	SAC: 0	PB: 0	
3B: 1	DP: 1	SB: 1	
HR: 0	HBP: 1	CS: 1	

Batter	1	2	3	4	5	6	7	8	9	AB	R	H	RBI	BB	SO	LOB
Del Unser, L (1, 9) OBP: 0.276, SLG: 0.370	1B		6-3		F9 2-3		F9			4	0	1	0	0	0	4
Wayne Garrett, L (1, 4) OBP: 0.359, SLG: 0.309	F8		F8			F8		WP SH5-3 2B 1B		4	1	1	0	0	0	1
Andre Dawson, R (1, 7) OBP: 0.444, SLG: 0.452	L6		F7			K		SH5-3 1-2		3	0	0	0	0	1	1
Ellis Valentine, R (1, 8) OBP: 0.329, SLG: 0.364 Jerry White, S (8, PR) OBP: 0.316, SLG: 0.313 (9, 8)	1-3 1B			5-3		F9		PB 2-H 2B		4 0	0 0	2 0	1 0	0 0	0 0	0 0
Larry Parrish, R (1, 5) OBP: 0.284, SLG: 0.355	F9			F7			F8	6-3		4	0	0	0	0	0	3
Roger Freed, R (1, 3) OBP: 0.200, SLG: 0.300 Mike Jorgensen, L (7, PR) OBP: 0.354, SLG: 0.350 (8, 3)		F8		F7			1B FC2 1B	2-3 IBB		3 0	0 0	1 0	0 0	0 1	0 0	0 0
Barry Foote, R (1, 2) OBP: 0.257, SLG: 0.325		FC3-6 1B			6-3		FC2 HBP 1-3 1B			4	0	2	0	0	1	3
Pepe Frias, R (1, 6) OBP: 0.213, SLG: 0.236 Jose Morales, R (7, PH) OBP: 0.346, SLG: 0.480 Tim Foli, R (7, PR) OBP: 0.278, SLG: 0.364 (8, 6)		FC3-6 1-2f			BLK SH3-4 1B		FC2 1-2 HBP			2 0 0	0 0 0	1 0 0	0 0 0	0 0 0	0 0 0	1 0 0
Woodie Fryman, R (1, 1) OBP: 0.113, SLG: 0.098		F8			SH3-4 1-2		FC2 1-2 2-3 3-Hf			2	0	0	0	0	0	4
Inning Stats	R: 0 H: 2 E: 0 LOB: 2 K: 0 BB: 0 S: 5 P: 5	R: 0 H: 1 E: 0 LOB: 1 K: 0 BB: 0 S: 4 P: 4	R: 0 H: 0 E: 0 LOB: 0 K: 0 BB: 0 S: 3 P: 3	R: 0 H: 0 E: 0 LOB: 0 K: 0 BB: 0 S: 3 P: 3	R: 0 H: 1 E: 0 LOB: 1 K: 0 BB: 0 S: 4 P: 4	R: 0 H: 0 E: 0 LOB: 0 K: 1 BB: 0 S: 5 P: 5	R: 0 H: 2 E: 0 LOB: 3 K: 0 BB: 0 S: 5 P: 6	R: 1 H: 2 E: 0 LOB: 3 K: 1 BB: 1 S: 7 P: 11		1B: 7 SF: 0 2B: 1 SAC: 2 3B: 0 DP: 0 HR: 0 HBP: 1				WP: 1 PA: 34 PB: 1 SB: 0 CS: 0		

PITCHER		IP	WLS	BF	H	R	ER	SO	BB	IBB	HBP	BLK	WP	HR	S	P	ERA	WHIP
Lerrin LaGrow, R ERA: 2.0	(1, 1)	8.0	L	34	8	1	1	2	0	1	1	1	1	0	36	41	1.12	1.000

PITCHER	IP	WLS	BF	H	R	ER	SO	BB	IBB	HBP	BLK	WP	HR	S	P	ERA	WHIP

BOTTOM

St. Louis Cardinals @ Montreal Expos

Jarry Park, Montreal, QB

Sun Sep 19 1976, 3:38 AM EDT

Att. 14,687 - Unknown - 73 F

livebaseballscorecards.com

AB	30
R	1
H	8
RBI	1
BB	1
SO	2
LOB	17

Batter	1	2	3	4	5	6	7	8	9	AB	R	H	RBI	BB	SO	LOB
Lee Mazzilli, S (1, 8) OBP: 0.354, SLG: 0.375	BBBB 4-0 S BB		x 0-0 ② F8		x 0-0 1-3 1B			x 0-0 G6-4-3 1B		3	0	2	0	1	0	1
Felix Millan, R (1, 4) OBP: 0.344, SLG: 0.346	x 0-0 ① F9 1-2		x 0-0 ③ F9		x 0-0 ③ F7			x 0-0 ②③ G6-4-3 1-2f		4	0	0	0	0	0	5
Joe Torre, R (1, 3) OBP: 0.360, SLG: 0.412	SSS 0-3 ② K			x 0-0 ① F5		x 0-0 ① F8			BBBB 4-0 G5-4-3 BB	3	0	0	0	1	1	1
Dave Kingman, R (1, 9) OBP: 0.274, SLG: 0.518	SSS 0-3 ③ K			BBBB 4-0 BB BB		x 0-0 ② 5-3			SSS 0-3 ① K	3	0	0	0	1	2	2
John Stearns, R (1, 2) OBP: 0.366, SLG: 0.380		BBBB 4-0 CS BB		BBBB 4-0 1-2 G6-4-3 BB		SSS 0-3 ③ K			x 0-0 ②③ G5-4-3 1-2f	2	0	0	0	2	1	1
Mike Vail, R (1, 7) OBP: 0.245, SLG: 0.274		x 0-0 ①② F8 1-2		x 0-0 ②③ G6-4-3 1-2f			x 0-0 ① L5			3	0	0	0	0	0	3
Roy Staiger, R (1, 5) OBP: 0.279, SLG: 0.283		x 0-0 ③ F3			x 0-0 E6 1B		x 0-0 ② F8			3	0	0	0	0	0	0
Bud Harrelson, S (1, 6) OBP: 0.346, SLG: 0.281			BBBB 4-0 SH5-4 BB		x 0-0 ① F2		x 0-0 ③ F2			2	0	0	0	1	0	1
Jerry Koosman, R (1, 1) OBP: 0.250, SLG: 0.257			x 0-0 ① SH5-4 1-2		x 0-0 ② F8			x 0-0 ① F8		2	0	0	0	0	0	1
Inning Stats	R: 0 H: 0 E: 0 LOB: 1 K: 2 BB: 1 S: 7 P: 11	R: 0 H: 0 E: 0 LOB: 0 K: 0 BB: 1 S: 2 P: 6	R: 0 H: 0 E: 0 LOB: 1 K: 0 BB: 1 S: 3 P: 7	R: 0 H: 0 E: 0 LOB: 1 K: 0 BB: 2 S: 2 P: 10	R: 0 H: 1 E: 1 LOB: 2 K: 0 BB: 0 S: 5 P: 5	R: 0 H: 0 E: 0 LOB: 0 K: 1 BB: 0 S: 5 P: 5	R: 0 H: 0 E: 0 LOB: 0 K: 0 BB: 0 S: 3 P: 3	R: 0 H: 1 E: 0 LOB: 0 K: 0 BB: 0 S: 3 P: 3	R: 0 H: 0 E: 0 LOB: 0 K: 1 BB: 1 S: 4 P: 8	1B: 2 SF: 0 2B: 0 SAC: 1 3B: 0 DP: 3 HR: 0 HBP: 0						

PITCHER	IP	WLS	BF	H	R	ER	SO	BB	IBB	HBP	BLK	WP	HR	S	P	ERA	WHIP
Dan Warthen, L (1, 1) ERA: 5.54	9.0	W	32	2	0	0	4	6	0	0	0	0	0	34	58	0.00	0.889

PITCHER	IP	WLS	BF	H	R	ER	SO	BB	IBB	HBP	BLK	WP	HR	S	P	ERA	WHIP

TOP

New York Mets @ Montreal Expos

Jarry Park, Montreal, QB

Tue Sep 21 1976, 7:05 PM EDT

Att. 3,909 - Unknown - 50 F

livebaseballscorecards.com

AB	25
R	0
H	2
RBI	0
BB	6
SO	4
LOB	15

Batter	1	2	3	4	5	6	7	8	9	AB	R	H	RBI	BB	SO	LOB
Bombo Rivera, R (1, 7) OBP: 0.326, SLG: 0.409	FC6-4 1B 1B		BB		F9		G3			3	0	1	0	1	0	1
Del Unser, L (8, 7) OBP: 0.276, SLG: 0.370										0	0	0	0	0	0	0
Tim Foli, R (1, 6) OBP: 0.277, SLG: 0.363	FC6-4 1-2 1B		P4			F7		5-3		4	0	1	0	0	0	1
Andre Dawson, R (1, 8) OBP: 0.400, SLG: 0.400	F3		K			5-3		E6 1B E		4	1	0	0	0	1	3
Ellis Valentine, R (1, 9) OBP: 0.331, SLG: 0.377	FC6-4 1-2f 2-3			F8		HR		E5 1-H SF8 1B		4	2	2	1	0	0	2
Earl Williams, R (1, 3) OBP: 0.290, SLG: 0.395	K			6-3		HR		SF8 IBB		3	1	1	1	1	1	2
Mike Jorgensen, L (9, 3) OBP: 0.354, SLG: 0.350										0	0	0	0	0	0	0
Larry Parrish, R (1, 5) OBP: 0.283, SLG: 0.353		K		L4		BB		SF8 1-2 3-H		2	0	0	1	1	1	0
Pete Mackanin, R (1, 4) OBP: 0.261, SLG: 0.344		K			1B 1B	K		F8		4	0	1	0	0	2	2
Pepe Frias, R (9, 4) OBP: 0.213, SLG: 0.236										0	0	0	0	0	0	0
Barry Foote, R (1, 2) OBP: 0.258, SLG: 0.325		P6			SH1-4 1-2 1B		F7			3	0	1	0	0	0	0
Dan Warthen, S (1, 1)			P4		SH1-4 1-2		K			2	0	0	0	0	1	0
Inning Stats	R: 0 H: 2 E: 0 LOB: 2 K: 1 BB: 0 S: 7 P: 7	R: 0 H: 0 E: 0 LOB: 0 K: 2 BB: 0 S: 7 P: 7	R: 0 H: 0 E: 0 LOB: 1 K: 1 BB: 1 S: 5 P: 9	R: 0 H: 0 E: 0 LOB: 0 K: 0 BB: 0 S: 3 P: 3	R: 0 H: 2 E: 0 LOB: 1 K: 0 BB: 0 S: 4 P: 4	R: 2 H: 2 E: 0 LOB: 1 K: 1 BB: 1 S: 7 P: 11	R: 0 H: 0 E: 0 LOB: 0 K: 1 BB: 0 S: 5 P: 5	R: 2 H: 1 E: 2 LOB: 1 K: 0 BB: 1 S: 5 P: 9		1B: 5 SF: 1 2B: 0 SAC: 1 3B: 0 DP: 0 HR: 2 HBP: 0						

PITCHER	IP	WLS	BF	H	R	ER	SO	BB	IBB	HBP	BLK	WP	HR	S	P	ERA	WHIP
Jerry Koosman, L (1, 1) ERA: 2.74	8.0	L	34	7	4	2	6	2	1	0	0	0	2	43	55	2.25	1.125

PITCHER	IP	WLS	BF	H	R	ER	SO	BB	IBB	HBP	BLK	WP	HR	S	P	ERA	WHIP

BOTTOM

New York Mets @ Montreal Expos

Jarry Park, Montreal, QB

Tue Sep 21 1976, 7:05 PM EDT

Att. 3,909 - Unknown - 50 F

livebaseballscorecards.com

AB	29
R	4
H	7
RBI	3
BB	3
SO	6
LOB	11

WP: 0 PA: 34
PB: 0
SB: 0
CS: 0

Batter	1	2	3	4	5	6	7	8	9	AB	R	H	RBI	BB	SO	LOB
Lee Mazzilli, S (1, 8) OBP: 0.396, SLG: 0.432	x 0-0 CS 1B	BBB 4-0 1B 1-2 BB		x 0-0 1-3 2B		x 0-0 ① F8		x 0-0 5-3 1-2 1B		4	0	3	0	1	0	0
Felix Millan, R (1, 4) OBP: 0.343, SLG: 0.345	x 0-0 ①② F9 1-2	x 0-0 1-3 2-H 3-H 1B		SSS 0-3 ③ K		x 0-0 ② 4-3		x 0-0 ② 5-3 1-2 2-3		5	0	1	2	0	1	5
John Milner, L (1, 3) OBP: 0.362, SLG: 0.440	BBBB 4-0 BB	x 0-0 ③ G3			BBBB 4-0 1B 2B BB	x 0-0 ③ 4-3		BBBB 4-0 BB		2	1	0	0	3	0	2
Dave Kingman, R (1, 9) OBP: 0.278, SLG: 0.519	SSS 0-3 ③ K		x 0-0 ① 1B		x 0-0 2B 1-2 1B		x 0-0 SH1-3 1B	x 0-0 ③ P6		5	0	3	0	0	1	4
Bruce Boisclair, L (1, 7) OBP: 0.340, SLG: 0.370		BBBB 4-0 F8 BB 1B BB	x 0-0 ② L4		x 0-0 ① F7		x 0-0 ① SH1-3 1-2		x 0-0 ① P4	3	1	0	0	1	0	2
John Stearns, R (1, 2) OBP: 0.378, SLG: 0.410		BBBB 4-0 1B 1B 1-2 BB	x 0-0 ③ 4-3		x 0-0 1-3 2-H 2B		x 0-0 ② 6-3		x 0-0 BB G5-2-3 2B	4	1	2	1	1	0	1
Mike Phillips, L (1, 6) OBP: 0.318, SLG: 0.368		x 0-0 ① F8 2-3		x 0-0 ① 1-3	SSS 0-3 ② K		SSS 0-3 ③ K		III 4-0 BB IBB	4	0	0	0	1	2	5
Roy Staiger, R (1, 5) OBP: 0.287, SLG: 0.287		x 0-0 BB 1B 1-3 3-H 1B		x 0-0 ② 4-3	III 4-0 IBB			x 0-0 5-3 1B 1B	BBBB 4-0 1-2 2-3 BB	3	1	2	1	2	0	0
Jon Matlack, L (1, 1) OBP: 0.256, SLG: 0.185 Skip Lockwood, R (9, 1) OBP: 0.421, SLG: 0.412		SSS 0-3 ② K		BBBB 4-0 2B BB	x 0-0 ③ 5-3			SSS 0-3 ① K	x 0-0 ②③ G5-2-3 3-Hf	4 0	0 0	0 0	0 0	1 0	2 0	9 0

Inning Stats																		
	R: 0	H: 1	R: 3	H: 2	R: 0	H: 1	R: 0	H: 1	R: 1	H: 2	R: 0	H: 0	R: 0	H: 1	R: 0	H: 2	R: 0	H: 1
	E: 0	LOB: 1	E: 0	LOB: 2	E: 0	LOB: 0	E: 0	LOB: 2	E: 0	LOB: 3	E: 0	LOB: 0	E: 0	LOB: 1	E: 0	LOB: 1	E: 0	LOB: 2
	K: 1	BB: 1	K: 1	BB: 3	K: 0	BB: 0	K: 1	BB: 1	K: 1	BB: 2	K: 0	BB: 0	K: 1	BB: 0	K: 1	BB: 1	K: 0	BB: 2
	S: 5	P: 9	S: 7	P: 19	S: 3	P: 3	S: 6	P: 10	S: 7	P: 15	S: 3	P: 3	S: 6	P: 6	S: 7	P: 11	S: 3	P: 11

PITCHER		IP	WLS	BF	H	R	ER	SO	BB	IBB	HBP	BLK	WP	HR	S	P	ERA	WHIP	PITCHER		IP	WLS	BF	H	R	ER	SO	BB	IBB	HBP	BLK	WP	HR	S	P	ERA	WHIP
Larry Landreth, R ERA: 3.52	(1, 1)	1.2	L	11	3	3	3	2	4	0	0	0	0	0	11	27	16.20	4.200																				
Chip Lang, R ERA: 3.81	(2, 1)	2.2		13	4	1	1	1	2	0	0	0	0	0	13	21	3.38	2.250																				
Bill Atkinson, R ERA:	(5, 1)	0.2		3	0	0	0	1	0	1	0	0	0	0	4	8	0.00	0.000																				
Steve Dunning, R ERA: 4.43	(6, 1)	2.0		7	1	0	0	1	0	0	0	0	0	0	9	9	0.00	0.500																				
Joe Kerrigan, R ERA: 3.6	(8, 1)	2.0		11	3	0	0	1	2	1	0	0	0	0	10	22	0.00	2.500																				

TOP

New York Mets @ Montreal Expos

Jarry Park, Montreal, QB

Wed Sep 22 1976, 7:05 PM EDT

Att. 3,229 - Unknown - 50 F

livebaseballscorecards.com

AB	34
R	4
H	11
RBI	4
BB	10
SO	6
LOB	28

1B: 8	SF: 0	WP: 0	PA: 45
2B: 3	SAC: 1	PB: 0
3B: 0	DP: 1	SB: 0
HR: 0	HBP: 0	CS: 1

Batter	1	2	3	4	5	6	7	8	9	AB	R	H	RBI	BB	SO	LOB
Bombo Rivera, R (1, 7) OBP: 0.324, SLG: 0.406	F8		E4 (F8, 1B)		G5-4-3 (2-3, 1B)		6-3			4	0	1	0	0	0	0
Tim Foli, R (1, 6) OBP: 0.277, SLG: 0.363	L3		1-2 1B		G5-4-3 (1-2f)			5-3		4	0	1	0	0	0	2
Andre Dawson, R (1, 8) OBP: 0.364, SLG: 0.359	5-3		F8 (2-3)			F8		K (SSS)		4	0	0	0	0	1	2
Ellis Valentine, R (1, 9) OBP: 0.330, SLG: 0.387		F7	F8			HR		F8		4	1	1	1	0	0	2
Earl Williams, R (1, 3) OBP: 0.292, SLG: 0.405		HR		F8-3 1B		K (SSS)			F8	4	1	2	1	0	1	0
Larry Parrish, R (1, 5) OBP: 0.287, SLG: 0.356		1B		F8		1B			FC4 1B	4	0	3	0	0	0	1
Pete Mackanin, R (1, 4) OBP: 0.258, SLG: 0.341		P3		F8-3 (1-2)		F9			FC4 (1-2f) 1B	4	0	0	0	0	0	4
Barry Foote, R (1, 2) OBP: 0.260, SLG: 0.330		5-3			1B 2B		F7		1-2 1B	4	0	2	0	0	0	1
Larry Landreth, R (1, 1)			P4		5-3		K (SSS)		L4	0	0	0	0	0	0	0
Chip Lang, R (2, 1) OBP: 0.167, SLG: 0.167										1	0	0	0	0	0	0
Bill Atkinson, L (5, 1)										0	0	0	0	0	0	0
Roger Freed, R (5, PH) OBP: 0.182, SLG: 0.273										1	0	0	0	0	0	1
Steve Dunning, R (6, 1) OBP: 0.235, SLG: 0.133										0	0	0	0	0	0	0
Andre Thornton, R (7, PH) OBP: 0.321, SLG: 0.373										1	0	0	0	0	1	0
Joe Kerrigan, R (8, 1)										0	0	0	0	0	0	0
Jose Morales, R (9, PH) OBP: 0.344, SLG: 0.477										1	0	0	0	0	0	2
Inning Stats	R: 0 E: 0 K: 0 S: 3 H: 0 LOB: 0 BB: 0 P: 3	R: 1 E: 0 K: 0 S: 5 H: 2 LOB: 1 BB: 0 P: 5	R: 0 E: 1 K: 0 S: 5 H: 1 LOB: 2 BB: 0 P: 5	R: 0 E: 0 K: 0 S: 3 H: 1 LOB: 0 BB: 0 P: 3	R: 0 E: 0 K: 0 S: 4 H: 2 LOB: 1 BB: 0 P: 4	R: 1 E: 0 K: 1 S: 7 H: 2 LOB: 1 BB: 0 P: 7	R: 0 E: 0 K: 1 S: 5 H: 0 LOB: 0 BB: 0 P: 5	R: 0 E: 0 K: 1 S: 5 H: 0 LOB: 0 BB: 0 P: 5	R: 0 E: 0 K: 0 S: 5 H: 2 LOB: 2 BB: 0 P: 5	1B: 7 2B: 2 3B: 0 HR: 2 SF: 0 SAC: 0 DP: 2 HBP: 0						

PITCHER	IP	WLS	BF	H	R	ER	SO	BB	IBB	HBP	BLK	WP	HR	S	P	ERA	WHIP
Jon Matlack, L (1, 1) ERA: 2.81	8.2	W	35	10	2	2	3	0	0	0	0	0	2	41	41	2.08	1.154
Skip Lockwood, R (9, 1) ERA: 2.83	0.1	S	1	0	0	0	0	0	0	0	0	0	0	1	1	0.00	0.000

PITCHER	IP	WLS	BF	H	R	ER	SO	BB	IBB	HBP	BLK	WP	HR	S	P	ERA	WHIP

BOTTOM

New York Mets @ Montreal Expos

Jarry Park, Montreal, QB

Wed Sep 22 1976, 7:05 PM EDT

Att. 3,229 - Unknown - 50 F

livebaseballscorecards.com

AB	36
R	2
H	10
RBI	2
BB	0
SO	3
LOB	15

WP: 0	PA: 36
PB: 0	
SB: 0	
CS: 0	

Batter	1	2	3	4	5	6	7	8	9	AB	R	H	RBI	BB	SO	LOB
Dave Cash, R (1, 4) OBP: 0.324, SLG: 0.332	F7	1B		6-3		5-3 2-3			1-3	5	1	1	2	1	0	5
Bobby Tolan, L (1, 8) (7, 3) (9, 7) OBP: 0.286, SLG: 0.348	1B 1B	F8			1B 2B	K			SAFE 1B 1-2 BB	4	2	2	0	1	1	2
Jay Johnstone, L (1, 9) OBP: 0.375, SLG: 0.462	F6		G3		K		G6-4-3 1B		1B 1-2 2-3 SF7	5	1	2	0	0	1	2
Greg Luzinski, R (1, 7) OBP: 0.369, SLG: 0.476 Tom Hutton, L (9, PR) (9, 3) OBP: 0.352, SLG: 0.302	1-3 1B		6-3		1B 2-H SF7		G6-4-3 1-2		1B 1-2 2-3 3-H	5 0	1 1	4 0	2 0	0 0	0 0	0 0
Dick Allen, R (1, 3) OBP: 0.351, SLG: 0.496 Jerry Martin, R (7, 8) OBP: 0.281, SLG: 0.289	K		6-3		S 1-3		G6-4-3 1-2f 2-3		1B 1-2 2-3 3-H	4 0	0 0	1 0	0 1	0 1	1 0	4 0
Mike Schmidt, R (1, 5) OBP: 0.371, SLG: 0.514		F3		5-3	SF7 1-2 3-H		6-3		SF7 3-H	3	0	0	2	0	0	1
Johnny Oates, L (1, 2) OBP: 0.311, SLG: 0.274		SH5-4 1B		2B E	K			6-3	1B 1-2 2-3	5	2	3	0	0	1	1
Larry Bowa, S (1, 6) OBP: 0.286, SLG: 0.303		SH5-4 1-2 1B		L6		5-3 S 1B		4-3	1-2 2-3 3-H	4	1	2	1	1	0	1
Larry Christenson, R (1, 1) OBP: 0.250, SLG: 0.408 Tim McCarver, L (8, PH) OBP: 0.404, SLG: 0.418 Gene Garber, R (8, 1) OBP: 0.444, SLG: 0.286		SH5-4 1-2 2-3		E9 1-H		K 1-2		K	P4	2 1 1	0 0 0	1 0 0	0 0 0	0 0 0	1 1 0	1 0 3
Inning Stats	R: 0 E: 0 K: 1 S: 16 H: 2 LOB: 2 BB: 0 P: 23	R: 2 E: 0 K: 0 S: 17 H: 2 LOB: 1 BB: 1 P: 24	R: 0 E: 0 K: 0 S: 5 H: 0 LOB: 0 BB: 0 P: 5	R: 1 E: 1 K: 0 S: 9 H: 2 LOB: 1 BB: 0 P: 13	R: 2 E: 0 K: 2 S: 18 H: 3 LOB: 1 BB: 0 P: 31	R: 0 E: 0 K: 2 S: 9 H: 1 LOB: 1 BB: 0 P: 14	R: 0 E: 0 K: 0 S: 7 H: 2 LOB: 1 BB: 0 P: 13	R: 0 E: 0 K: 1 S: 7 H: 0 LOB: 0 BB: 0 P: 13	R: 4 E: 1 K: 0 S: 14 H: 4 LOB: 3 BB: 3 P: 30	1B: 14 2B: 2 3B: 0 HR: 0 SF: 2 SAC: 1 DP: 1 HBP: 0						

TOP

Philadelphia Phillies @ Montreal Expos

Jarry Park, Montreal, QB

Fri Sep 24 1976, 7:05 PM EDT

Unknown - 50 F

livebaseballscorecards.com

AB	39
R	9
H	16
RBI	8
BB	4
SO	6
LOB	20

PITCHER		IP	WLS	BF	H	R	ER	SO	BB	IBB	HBP	BLK	WP	HR	S	P	ERA	WHIP
Steve Rogers, R ERA: 3.3	(1, 1)	6.0	L	29	10	5	4	5	1	0	0	0	0	0	74	110	6.00	1.833
Joe Kerrigan, R ERA: 3.81	(7, 1)	2.0		9	2	2	2	1	2	0	0	0	0	0	17	37	9.00	2.000
Chuck Taylor, R ERA: 4.82	(9, 1)	0.0		3	2	0	0	0	1	0	0	0	0	0	4	10	∞	∞
Dale Murray, R ERA: 3.16	(9, 1)	1.0		5	2	2	2	0	0	0	0	0	0	0	7	9	18.00	2.000

PITCHER	IP	WLS	BF	H	R	ER	SO	BB	IBB	HBP	BLK	WP	HR	S	P	ERA	WHIP

Batter	1	2	3	4	5	6	7	8	9	AB	R	H	RBI	BB	SO	LOB
Del Unser, L (1, 7) OBP: 0.273, SLG: 0.366	1-3		6-3	K		F7			K2-3	5	0	0	0	0	2	1
Wayne Garrett, L (1, 4) OBP: 0.357, SLG: 0.306	3-1		BB	F7			4-3		K	4	1	0	0	1	1	1
Andre Dawson, R (1, 8) OBP: 0.354, SLG: 0.349	1B		F7		1-3		6-3			4	0	1	0	0	0	1
Ellis Valentine, R (1, 9) OBP: 0.339, SLG: 0.404	1-3 1B		1-3 3B		E 1B		3B			4	1	4	0	0	0	0
Earl Williams, R (1, 3) OBP: 0.294, SLG: 0.412	F9		1-H 3-H 3B		E5 FC5-4 1-3 1B		L7			4	0	2	2	0	0	3
Larry Parrish, R (1, 5) OBP: 0.285, SLG: 0.354		F7	F9		F2			1-3		4	0	0	0	0	0	3
Tim Foli, R (1, 6) OBP: 0.277, SLG: 0.364		P3		1B 2B	FC5-4 1-2f			5-3		4	1	1	0	0	0	2
Barry Foote, R (1, 2) OBP: 0.263, SLG: 0.335		2B		2-H 1B		L5		K		4	0	2	1	0	1	0
Steve Rogers, R (1, 1) OBP: 0.167, SLG: 0.155 Warren Cromartie, L (6, PH) OBP: 0.230, SLG: 0.233 Joe Kerrigan, R (7, 1) Chuck Taylor, R (9, 1) Dale Murray, R (9, 1) Mike Jorgensen, L (9, PH) OBP: 0.353, SLG: 0.349		F9		1B		F8			K	2 1 0 0 0 1	0 0 0 0 0 0	1 0 0 0 0 0	0 0 0 0 0 1	0 0 0 0 0 0	0 0 0 0 0 1	1 0 0 0 0 0
Inning Stats	R: 0 E: 0 K: 0 S: 14 H: 2 LOB: 2 BB: 0 P: 21	R: 0 E: 0 K: 0 S: 7 H: 1 LOB: 1 BB: 0 P: 10	R: 2 E: 0 K: 0 S: 17 H: 2 LOB: 1 BB: 1 P: 25	R: 1 E: 0 K: 1 S: 10 H: 3 LOB: 1 BB: 0 P: 17	R: 0 E: 1 K: 0 S: 7 H: 2 LOB: 2 BB: 0 P: 11	R: 0 E: 0 K: 0 S: 6 H: 0 LOB: 0 BB: 0 P: 9	R: 0 E: 0 K: 0 S: 10 H: 1 LOB: 1 BB: 0 P: 14	R: 0 E: 0 K: 1 S: 7 H: 0 LOB: 0 BB: 0 P: 9	R: 0 E: 0 K: 3 S: 11 H: 0 LOB: 0 BB: 0 P: 14	1B: 7 2B: 2 3B: 2 HR: 0	SF: 0 SAC: 0 DP: 0 HBP: 0			WP: 0 PB: 0 SB: 0 CS: 0		PA: 38	

PITCHER	IP	WLS	BF	H	R	ER	SO	BB	IBB	HBP	BLK	WP	HR	S	P	ERA	WHIP
Larry Christenson, R (1, 1) ERA: 3.63	7.0	W	32	11	3	3	1	1	0	0	0	0	0	71	107	3.86	1.714
Gene Garber, R (8, 1) ERA: 2.84	2.0	S	6	0	0	0	4	0	0	0	0	0	0	18	23	0.00	0.000

PITCHER	IP	WLS	BF	H	R	ER	SO	BB	IBB	HBP	BLK	WP	HR	S	P	ERA	WHIP

BOTTOM

Philadelphia Phillies @ Montreal Expos

Jarry Park, Montreal, QB

Fri Sep 24 1976, 7:05 PM EDT

Unknown - 50 F

livebaseballscorecards.com

AB	37
R	3
H	11
RBI	3
BB	1
SO	5
LOB	12

Batter	1	2	3	4	5	6	7	8	9	AB	R	H	RBI	BB	SO	LOB
Dave Cash, R (1, 4) OBP: 0.325, SLG: 0.333	F8		SH5-3 1B	F9			6-4 1B		L4	5	0	2	0	0	0	1
Bobby Tolan, L (1, 8) OBP: 0.285, SLG: 0.346 (8, 3)	P4		SH5-3 1-2	F8			1-2 1B		F9	4	0	1	0	0	0	1
Jay Johnstone, L (1, 9) OBP: 0.376, SLG: 0.464	P5		BB		9-5 2B		6-4 2-3f			3	0	1	0	1	0	2
Greg Luzinski, R (1, 7) OBP: 0.367, SLG: 0.472		E5 1B 1B FC3-2	F8		F8			F8		4	0	0	0	0	0	3
Dick Allen, R (1, 3) OBP: 0.350, SLG: 0.493		FC3-2 1B 1-2 1B	K		9-5 2-3f			P4		4	0	1	0	0	1	3
Jerry Martin, R (8, 8) OBP: 0.281, SLG: 0.289										0	0	0	0	0	0	0
Mike Schmidt, R (1, 5) OBP: 0.374, SLG: 0.514		F8		E 1B BB		G1-6-3 1B		1B BB		2	1	1	0	2	0	2
Bob Boone, R (1, 2) OBP: 0.357, SLG: 0.381		FC3-2 1B 1-2 2-3		E3 1B 1-2		G1-6-3 1-2f		1B 1-2		4	0	2	0	0	0	2
Rick Bosetti, R (8, PR)										0	0	0	0	0	0	0
Johnny Oates, L (8, 2) OBP: 0.311, SLG: 0.274										0	0	0	0	0	0	0
Larry Bowa, S (1, 6) OBP: 0.286, SLG: 0.302		FC3-2 1-2 2-3 3-Hf		3B 1B 1-3 2-H		F8		L9		4	1	1	1	0	0	5
Jim Kaat, L (1, 1) OBP: 0.203, SLG: 0.289		K		3B 1-H			F7		G3	2	0	1	1	0	1	3
Tim McCarver, L (7, PH) OBP: 0.402, SLG: 0.415										1	0	0	0	0	0	0
Tug McGraw, R (7, 1) OBP: 0.143, SLG: 0.286										0	0	0	0	0	0	0
Tom Hutton, L (9, PH) OBP: 0.350, SLG: 0.299										1	0	0	0	0	0	0

TOP

Philadelphia Phillies @ Montreal Expos

Jarry Park, Montreal, QB

Fri Sep 24 1976, 7:05 PM EDT

Att. 4,510 - Unknown - 45 F

livebaseballscorecards.com

	AB	R	H	RBI	BB	SO	LOB
	34	2	10	2	3	2	22

Inning Stats	1	2	3	4	5	6	7	8	9
R:	0	0	0	2	0	0	0	0	0
E:	0	1	0	1	0	0	0	0	0
K:	0	1	1	0	0	0	0	0	0
S:	7	12	8	10	9	7	8	5	9
H:	0	2	1	2	1	1	2	1	0
LOB:	0	3	2	1	0	0	1	2	0
BB:	0	0	1	1	0	0	0	0	0
P:	8	18	13	17	12	13	12	10	13

	1B	SF	WP	PA
	8	0	0	38
	2B	SAC	PB	
	3	1	0	
	3B	DP	SB	
	1	3	0	
	HR	HBP	CS	
	0	0	0	

PITCHER	IP	WLS	BF	H	R	ER	SO	BB	IBB	HBP	BLK	WP	HR	S	P	ERA	WHIP
Don Stanhouse, R (1, 1) ERA: 3.7	9.0	W	38	10	2	2	2	3	0	0	0	0	0	75	116	2.00	1.444

PITCHER	IP	WLS	BF	H	R	ER	SO	BB	IBB	HBP	BLK	WP	HR	S	P	ERA	WHIP

Batter	1	2	3	4	5	6	7	8	9	AB	R	H	RBI	BB	SO	LOB
Bombo Rivera, R (1, 7) OBP: 0.323, SLG: 0.402	S B S F B X 2-2 ① 6-3			S B S F X 1-2 2B 1B 1B	S B B S X 2-2 ③ F9			B X 1-0 ② F8		4	1	1	0	0	0	0
Del Unser, L (9, 7) OBP: 0.273, SLG: 0.366										0	0	0	0	0	0	0
Tim Foli, R (1, 6) OBP: 0.279, SLG: 0.367	X 0-0 ② F9			B X 1-0 1B 1B 1-3 2B		X 0-0 ① F8		S S X 0-2 ③ 1B		4	1	2	0	0	0	0
Andre Dawson, R (1, 8) OBP: 0.333, SLG: 0.326	X 0-0 ③ 6-3			S X 0-1 ① 5-3		S B X 1-1 ② F9				3	0	0	0	0	0	2
Ellis Valentine, R (1, 9) OBP: 0.342, SLG: 0.404		S X 0-1 ① 5-3		X 0-0 1B 2-3 3-H 1B		B S B B B 4-1 2B BB				2	1	1	1	1	0	0
Earl Williams, R (1, 3) OBP: 0.297, SLG: 0.417		B S B X 2-1 ② F7		X 0-0 1-2 3-H 1B		X 0-0 ③ 1-H 2B				3	0	2	2	0	0	0
Larry Parrish, R (1, 5) OBP: 0.283, SLG: 0.352		S B S S 1-3 ③ K		B B B S X 3-1 ② F2			S X 0-1 ① 1-3			3	0	0	0	0	1	2
Barry Foote, R (1, 2) OBP: 0.261, SLG: 0.332		B X 1-0 ① F6		S S B F B X 2-2 ③ F9			B S B S S 2-3 ② K			3	0	0	0	0	1	2
Pete Mackanin, R (1, 4) OBP: 0.256, SLG: 0.338		S X 0-1 ② 6-3			S S B X 1-2 ① F9		S S B S 1-3 ③ K			3	0	0	0	0	1	0
Don Stanhouse, R (1, 1) OBP: 0.286, SLG: 0.255		B S S X 1-2 ③ F4			S X 0-1 ② F7			S S F S 0-3 ① K		3	0	0	0	0	1	0
Inning Stats	R: 0 H: 0 E: 0 LOB: 0 K: 0 BB: 0 S: 6 P: 8	R: 0 H: 0 E: 0 LOB: 0 K: 1 BB: 0 S: 7 P: 10	R: 0 H: 0 E: 0 LOB: 0 K: 0 BB: 0 S: 6 P: 8	R: 2 H: 4 E: 0 LOB: 2 K: 0 BB: 0 S: 15 P: 22	R: 0 H: 0 E: 0 LOB: 0 K: 0 BB: 0 S: 8 P: 11	R: 1 H: 1 E: 0 LOB: 1 K: 0 BB: 1 S: 5 P: 10	R: 0 H: 0 E: 0 LOB: 0 K: 2 BB: 0 S: 8 P: 11	R: 0 H: 1 E: 0 LOB: 1 K: 1 BB: 0 S: 8 P: 9		1B: 4 SF: 0 2B: 2 SAC: 0 3B: 0 DP: 0 HR: 0 HBP: 0						

BOTTOM

Philadelphia Phillies @ Montreal Expos

Jarry Park, Montreal, QB

Fri Sep 24 1976, 7:05 PM EDT

Att. 4,510 - Unknown - 45 F

livebaseballscorecards.com

AB	28
R	3
H	6
RBI	3
BB	1
SO	4
LOB	6

WP: 0 PA: 29
PB: 0
SB: 0
CS: 0

PITCHER		IP	WLS	BF	H	R	ER	SO	BB	IBB	HBP	BLK	WP	HR	S	P	ERA	WHIP
Jim Kaat, L ERA: 3.57	(1, 1)	6.0	L	23	5	3	3	1	1	0	0	0	0	0	47	69	4.50	1.000
Tug McGraw, L ERA: 2.39	(7, 1)	2.0		6	1	0	0	3	0	0	0	0	0	0	16	20	0.00	0.500

PITCHER	IP	WLS	BF	H	R	ER	SO	BB	IBB	HBP	BLK	WP	HR	S	P	ERA	WHIP

Batter	1	2	3	4	5	6	7	8	9	AB	R	H	RBI	BB	SO	LOB
Dave Cash, R (1, 4) OBP: 0.329, SLG: 0.337	2-2 HR 1B		2-2 2B 2B 1B		1-1 S 1B 2-3 1B		2-1 ②③ 1-2 1B			4	3	4	0	0	0	0
Jerry Martin, R (1, 8) OBP: 0.290, SLG: 0.309 (8, 7)	3-1 ① F9		0-1 2B SF7-5 1-3 2B		2-2 CS 1B 1-H 3-H			0-2 ① G3		4	1	2	2	0	0	1
Mike Schmidt, R (1, 5) OBP: 0.374, SLG: 0.521	2-0 1-H HR		0-0 SF7-5 2-3 3-H 2B		2-3 ② K			2-3 ② K		4	1	2	3	0	2	1
Greg Luzinski, R (1, 7) OBP: 0.366, SLG: 0.471 Garry Maddox, R (8, 8) OBP: 0.375, SLG: 0.455	2-0 ② F2		1-0 ②③ SF7-5 2-3 3-H		1-1 ③ CS 1-2	0-0 4-1 1B		3-2 ③ F9		3 0	0 0	1 0	1 0	0 0	0 0	0 0
Dick Allen, R (1, 3) OBP: 0.347, SLG: 0.488 Tom Hutton, L (8, 3) OBP: 0.347, SLG: 0.297	1-2 ③ F9			2-1 ① F7		1-2 ① F8			1-1 ① 4-3	3 1	0 0	0 0	0 0	0 0	0 0	1 0
Ollie Brown, R (1, 9) OBP: 0.355, SLG: 0.389		2-2 ① 5-3		1-1 ② 5-3		0-0 ② 4-1 1-2			1-1 ② 5-3	4	0	0	0	0	0	1
Bob Boone, R (1, 2) OBP: 0.353, SLG: 0.376		0-1 ② F7		3-1 ③ F8		3-2 ③ F8			1-3 ③ K	4	0	0	0	0	1	1
Larry Bowa, S (1, 6) OBP: 0.285, SLG: 0.301		1-1 ③ F8			1-0 ① 6-3		2-1 ① 1-3			3	0	0	0	0	0	0
Tom Underwood, R (1, 1) OBP: 0.170, SLG: 0.114 Wayne Twitchell, R (4, 1) OBP: 0.167, SLG: 0.333 Bobby Tolan, L (7, PH) OBP: 0.288, SLG: 0.349 Gene Garber, R (7, 1) OBP: 0.444, SLG: 0.286			1-1 ① F7		0-2 1B 1B 2B		0-0 CS 1B			1 1 1 0	0 1 0 0	0 1 1 0	0 0 0 0	0 0 0 0	0 0 0 0	0 0 0 0
Inning Stats	R: 2 E: 0 K: 0 S: 10 H: 2 LOB: 0 BB: 0 P: 20	R: 0 E: 0 K: 0 S: 7 H: 0 LOB: 0 BB: 0 P: 10	R: 2 E: 0 K: 0 S: 9 H: 3 LOB: 0 BB: 0 P: 13	R: 0 E: 0 K: 0 S: 6 H: 0 LOB: 0 BB: 0 P: 12	R: 2 E: 0 K: 1 S: 15 H: 3 LOB: 0 BB: 0 P: 22	R: 0 E: 0 K: 0 S: 9 H: 1 LOB: 1 BB: 0 P: 13	R: 0 E: 0 K: 0 S: 5 H: 2 LOB: 1 BB: 0 P: 9	R: 0 E: 0 K: 1 S: 9 H: 0 LOB: 0 BB: 0 P: 14	R: 0 E: 0 K: 1 S: 8 H: 0 LOB: 0 BB: 0 P: 11	1B: 7 2B: 4 3B: 0 HR: 1 SF: 1 SAC: 0 DP: 1 HBP: 0						

TOP

Philadelphia Phillies @ Montreal Expos

Jarry Park, Montreal, QB

Sat Sep 25 1976, 3:33 AM EDT

Att. 5,096 - Unknown - 50 F

livebaseballscorecards.com

AB	33
R	6
H	11
RBI	6
BB	0
SO	3
LOB	5

PITCHER		IP	WLS	BF	H	R	ER	SO	BB	IBB	HBP	BLK	WP	HR	S	P	ERA	WHIP
Woodie Fryman, L ERA: 3.25	(1, 1)	6.0	L	25	9	6	6	1	0	0	0	0	0	1	56	90	9.00	1.500
Steve Dunning, R ERA: 4.34	(7, 1)	2.0		6	2	0	0	1	0	0	0	0	0	0	14	23	0.00	1.000
Joe Kerrigan, R ERA: 3.74	(9, 1)	1.0		3	0	0	0	1	0	0	0	0	0	0	8	11	0.00	0.000

PITCHER	IP	WLS	BF	H	R	ER	SO	BB	IBB	HBP	BLK	WP	HR	S	P	ERA	WHIP

Batter	1	2	3	4	5	6	7	8	9	AB	R	H	RBI	BB	SO	LOB
Bombo Rivera, R (1, 7) OBP: 0.325, SLG: 0.403	B S S C 1-3 ① K	S B X 1-1 2-H 1B		S B S X 1-2 2-3 G1-6-3 1B		S B B B S S 3-3 ③ K			X 0-1 ① 1-3	2	0	1	1	0	1	0
Del Unser, L (4, PH) OBP: 0.273, SLG: 0.366 (5, 7)										3	0	1	0	0	1	1
Tim Foli, R (1, 6) OBP: 0.278, SLG: 0.364	B S B S S B B 4-2 1B BB	X 0-0 ③ F6		B X 1-0 ② ③ G1-6-3 1-2f			X 0-0 ① F5		S S X 0-2 ② F2	4	0	0	0	1	0	3
Andre Dawson, R (1, 8) OBP: 0.339, SLG: 0.333	S B X 1-1 1-2 G6-4-3 1B		B B S X 2-1 2B 1B		X 0-0 ① 6-3		S X 0-1 ② 5-3		S S S 0-3 ③ K	5	1	2	0	0	1	0
Ellis Valentine, R (1, 9) OBP: 0.338, SLG: 0.399	S S B X 1-2 ② ③ G6-4-3 1-2f		S B X 1-1 ① L9		B S S X 1-2 E6		B B B S S X 3-2 ③ 6-3			4	0	0	0	0	0	3
Earl Williams, R (1, 3) OBP: 0.297, SLG: 0.418 (9, 2)		S S B X 1-2 ① 1-3	S X 0-1 1-H 2B		B S X 1-1 ② 6-3			S B S T S 1-3 ① K		4	0	1	1	0	1	1
Larry Parrish, R (1, 5) OBP: 0.285, SLG: 0.351		S S X 0-2 1B 2B 1B	B S X 1-1 ② F9		X 0-0 ③ F8			B S B B B S B 4-2 1B 1B BB		3	2	1	0	1	0	2
Barry Foote, R (1, 2) OBP: 0.267, SLG: 0.340		X 0-0 1-2 2B 1B	X 0-0 ③ F7			X 0-0 PB 2B		B S S S B X 2-2 1-2 1B		4	1	3	0	0	0	1
Pepe Frias, R (8, PR) OBP: 0.213, SLG: 0.236										0	0	0	0	0	0	0
Mike Jorgensen, L (9, 3) OBP: 0.353, SLG: 0.349										0	0	0	0	0	0	0
Pete Mackanin, R (1, 4) OBP: 0.258, SLG: 0.341		S X 0-1 1-H 2-H WP 1B 2B		S S F S 0-3 ① K		B S S B S S 2-3 ① K 2-3		S S F B B B F X 3-2 1-2 2-H G6-3 1B		2	1	1	2	0	1	0
Wayne Garrett, L (6, PH) OBP: 0.358, SLG: 0.307 (7, 4)										2	0	1	1	0	1	1
Woodie Fryman, R (1, 1) OBP: 0.125, SLG: 0.127		X 0-0 ② 5-3		X 0-0 1B 2B		B S S S F X 1-2 ② F7		S B B B B X 3-1 ② ③ G6-3 1-2f		2	0	1	0	0	0	1
Warren Cromartie, L (6, PH) OBP: 0.227, SLG: 0.230										1	0	0	0	0	0	1
Steve Dunning, R (7, 1) OBP: 0.235, SLG: 0.133										0	0	0	0	0	0	0
Jose Morales, R (8, PH) OBP: 0.342, SLG: 0.474										1	0	0	0	0	0	2
Joe Kerrigan, R (9, 1)										0	0	0	0	0	0	0
Inning Stats	R: 0 E: 0 K: 1 S: 10 H: 1 LOB: 1 BB: 1 P: 17	R: 3 E: 0 K: 0 S: 13 H: 4 LOB: 1 BB: 0 P: 15	R: 1 E: 0 K: 0 S: 9 H: 2 LOB: 1 BB: 0 P: 13	R: 0 E: 0 K: 1 S: 10 H: 2 LOB: 1 BB: 0 P: 12	R: 0 E: 1 K: 0 S: 7 H: 0 LOB: 1 BB: 0 P: 9	R: 0 E: 0 K: 2 S: 11 H: 1 LOB: 1 BB: 0 P: 17	R: 0 E: 0 K: 0 S: 6 H: 0 LOB: 0 BB: 0 P: 9	R: 1 E: 0 K: 1 S: 16 H: 2 LOB: 2 BB: 1 P: 29	R: 0 E: 0 K: 1 S: 8 H: 0 LOB: 0 BB: 0 P: 8	1B: 8 2B: 4 3B: 0 HR: 0 SF: 0 SAC: 0 DP: 3 HBP: 0						

PITCHER	IP	WLS	BF	H	R	ER	SO	BB	IBB	HBP	BLK	WP	HR	S	P	ERA	WHIP
Tom Underwood, L (1, 1) ERA: 3.61	3.1		18	8	4	4	2	1	0	0	0	1	0	38	51	10.80	2.700
Wayne Twitchell, R (4, 1) ERA: 1.81	2.2	W	10	2	0	0	2	0	0	0	0	0	0	22	32	0.00	0.750
Gene Garber, R (7, 1) ERA: 2.85	3.0	S	11	2	1	1	2	1	0	0	0	0	0	30	46	3.00	1.000

PITCHER	IP	WLS	BF	H	R	ER	SO	BB	IBB	HBP	BLK	WP	HR	S	P	ERA	WHIP

BOTTOM

Philadelphia Phillies @ Montreal Expos

Jarry Park, Montreal, QB

Sat Sep 25 1976, 3:33 AM EDT

Att. 5,096 - Unknown - 50 F

livebaseballscorecards.com

AB	37
R	5
H	12
RBI	5
BB	2
SO	6
LOB	16

WP: 1 PB: 1 SB: 0 CS: 0

PA: 39

Philadelphia Phillies @ Montreal Expos

Jarry Park, Montreal, QB

Sun Sep 26 1976, 3:33 AM EDT

Unknown - 54 F

TOP

livebaseballscorecards.com

Batter	1	2	3	4	5	6	7	8	9	AB	R	H	RBI	BB	SO	LOB
Dave Cash, R (1, 4) OBP: 0.331, SLG: 0.338	1-1 6-3			2-2 E S 1B		4-1 WP 1B HR BB	1-1 1-2 1B			3	1	2	0	1	0	0
Jerry Martin, R (1, 9) (8, 7) OBP: 0.288, SLG: 0.306	1-3 K			2-3 K 1-2		0-2 WP 1-2 HR 1B	0-0 4-1			4	1	1	0	0	2	3
Mike Schmidt, R (1, 5) OBP: 0.375, SLG: 0.521	1-1 6-3			0-2 E8 2-3 1B		3-2 F7 1-2 2-3		0-2 HBP 1B 1B		4	0	2	0	0	0	2
Greg Luzinski, R (1, 7) OBP: 0.367, SLG: 0.476 Bobby Tolan, L (8, PR) (8, 3) OBP: 0.288, SLG: 0.349		0-0 F7		0-3 K		1-0 2-H 3-H HR		3-1 5-3 1-2 HBP		3 0	1 0	1 0	3 0	0 0	1 0	2 0
Dick Allen, R (1, 3) OBP: 0.342, SLG: 0.481 Ollie Brown, R (8, 9) OBP: 0.355, SLG: 0.389		0-1 1-3		0-1 F8		3-3 K		2-0 5-3 1-2		4 0	0 0	0 0	0 0	0 0	1 0	4 0
Garry Maddox, R (1, 8) OBP: 0.376, SLG: 0.456	1-1 F3				1-2 L4		2-1 4-3 S 1B 1B	0-0 2-H 1B		4	1	2	0	0	0	0
Bob Boone, R (1, 2) OBP: 0.350, SLG: 0.372			0-1 F9		1-0 5-3		3-2 4-3 1-3		0-0 F8	4	0	0	0	0	0	1
Larry Bowa, S (1, 6) OBP: 0.285, SLG: 0.304			0-1 6-3		0-0 6-3		2-0 F8		2-2 CS 3B	4	0	1	0	0	0	1
Jim Lonborg, R (1, 1) OBP: 0.239, SLG: 0.185			0-3 K			2-3 K	0-1 1B 3-H 1B		3-2 F8 3-H	4	0	1	1	0	2	1

	AB	34
	R	4
	H	10
	RBI	4
	BB	1
	SO	6
	LOB	14

Inning Stats	1	2	3	4	5	6	7	8	9
	R: 0 E: 0 K: 1 S: 7	R: 0 E: 0 K: 0 S: 5	R: 0 E: 0 K: 1 S: 7	R: 0 E: 1 K: 2 S: 15	R: 0 E: 0 K: 0 S: 5	R: 3 E: 0 K: 2 S: 16	R: 1 E: 0 K: 0 S: 12	R: 0 E: 0 K: 0 S: 6	R: 0 E: 0 K: 0 S: 7
	H: 0 LOB: 0 BB: 0 P: 10	H: 0 LOB: 0 BB: 0 P: 6	H: 0 LOB: 0 BB: 0 P: 7	H: 2 LOB: 2 BB: 0 P: 19	H: 0 LOB: 0 BB: 0 P: 7	H: 2 LOB: 0 BB: 1 P: 29	H: 3 LOB: 2 BB: 0 P: 20	H: 2 LOB: 2 BB: 0 P: 11	H: 1 LOB: 0 BB: 0 P: 12

	1B	8	SF	0	WP	1	PA	36
	2B	0	SAC	0	PB	0		
	3B	1	DP	0	SB	2		
	HR	1	HBP	1	CS	1		

PITCHER		IP	WLS	BF	H	R	ER	SO	BB	IBB	HBP	BLK	WP	HR	S	P	ERA	WHIP
Dan Warthen, L ERA: 5.46	(1, 1)	6.0	L	23	4	3	3	6	1	0	0	0	1	1	55	78	4.50	0.833
Joe Kerrigan, R ERA: 3.76	(7, 1)	2.0		10	5	1	1	0	0	0	1	0	0	0	18	31	4.50	2.500
Dale Murray, R ERA: 3.13	(9, 1)	1.0		3	1	0	0	0	0	0	0	0	0	0	7	12	0.00	1.000

PITCHER	IP	WLS	BF	H	R	ER	SO	BB	IBB	HBP	BLK	WP	HR	S	P	ERA	WHIP

Batter	1	2	3	4	5	6	7	8	9	AB	R	H	RBI	BB	SO	LOB
Del Unser, L (1, 7) OBP: 0.273, SLG: 0.365	S B X 1-1 FC5-4 1B		X 0-0 ② P5			S B S F X 1-2 ② 6-3		B S X 1-1 ② L6		4	0	1	0	0	0	0
Wayne Garrett, L (1, 4) OBP: 0.357, SLG: 0.305	S B S S B F F X 2-2 ① P5		S S C 0-3 ③ K			S B S F B B B 4-2 2B BB		X 0-0 ③ F8		3	1	0	0	1	1	1
Andre Dawson, R (1, 8) OBP: 0.333, SLG: 0.345	X 0-0 ② FC5-4 1-2f			X 0-0 ① F8		S X 0-1 1-H 2B			S S C 0-3 ① K	4	0	1	1	0	1	1
Ellis Valentine, R (1, 9) OBP: 0.333, SLG: 0.393	X 0-0 ③ P4			X 0-0 ② F9		B S X 1-1 ③ F9			S X 0-1 ② 5-3	4	0	0	0	0	0	2
Earl Williams, R (1, 3) OBP: 0.294, SLG: 0.413		S B B S B X 2-2 ① F8		B S S F S 1-3 ③ K			S X 0-1 ① 5-3		S S B S 1-3 ③ K	4	0	0	0	0	2	0
Larry Parrish, R (1, 5) OBP: 0.283, SLG: 0.349		S S B X 1-2 ② 5-3			S S X 0-2 ① 6-3		B S S X 1-2 ② 6-3			3	0	0	0	0	0	0
Tim Foli, R (1, 6) OBP: 0.280, SLG: 0.366		B B X 2-0 1B			S B B S F X 2-2 ② 6-3		B X 1-0 1B			3	0	2	0	0	0	0
Barry Foote, R (1, 2) OBP: 0.264, SLG: 0.337		X 0-0 ③ F6			B B S X 2-1 ③ F6		S S C 0-3 ③ K			3	0	0	0	0	1	2
Dan Warthen, S (1, 1) Warren Cromartie, L (6, PH) OBP: 0.224, SLG: 0.227 Joe Kerrigan, R (7, 1) Mike Jorgensen, L (8, PH) OBP: 0.352, SLG: 0.348 Dale Murray, R (9, 1)			S S X 0-2 ① 3-1			S B X 1-1 ① 6-3		S X 0-1 ① 4-3		1 1 0 1 0	0 0 0 0 0	0 0 0 0 0	0 0 0 0 0	0 0 0 0 0	0 0 0 0 0	0 0 0 0 0
Inning Stats	R: 0 E: 0 K: 0 S: 9 H: 1 LOB: 1 BB: 0 P: 12	R: 0 E: 0 K: 0 S: 8 H: 1 LOB: 1 BB: 0 P: 13	R: 0 E: 0 K: 1 S: 7 H: 0 LOB: 0 BB: 0 P: 7	R: 0 E: 0 K: 1 S: 6 H: 0 LOB: 0 BB: 0 P: 7	R: 0 E: 0 K: 0 S: 9 H: 0 LOB: 0 BB: 0 P: 13	R: 1 E: 0 K: 0 S: 13 H: 1 LOB: 1 BB: 1 P: 20	R: 0 E: 0 K: 1 S: 9 H: 1 LOB: 1 BB: 0 P: 11	R: 0 E: 0 K: 0 S: 5 H: 0 LOB: 0 BB: 0 P: 6	R: 0 E: 0 K: 2 S: 8 H: 0 LOB: 0 BB: 0 P: 9	1B: 3 2B: 1 3B: 0 HR: 0	SF: 0 SAC: 0 DP: 0 HBP: 0			WP: 0 PB: 0 SB: 0 CS: 0	PA: 32		

PITCHER	IP	WLS	BF	H	R	ER	SO	BB	IBB	HBP	BLK	WP	HR	S	P	ERA	WHIP
Jim Lonborg, R (1, 1) ERA: 3.15	9.0	W	32	4	1	1	5	1	0	0	0	0	0	74	98	1.00	0.556

PITCHER	IP	WLS	BF	H	R	ER	SO	BB	IBB	HBP	BLK	WP	HR	S	P	ERA	WHIP

BOTTOM

Philadelphia Phillies @ Montreal Expos

Jarry Park, Montreal, QB

Sun Sep 26 1976, 3:33 AM EDT

Unknown - 54 F

livebaseballscorecards.com

AB	31
R	1
H	4
RBI	1
BB	1
SO	5
LOB	6

Philadelphia Phillies @ Montreal Expos

Jarry Park, Montreal, QB

Sun Sep 26 1976, 3:38 AM EDT

Att. 14,166 - Unknown

TOP

livebaseballscorecards.com

Batter	1	2	3	4	5	6	7	8	9	AB	R	H	RBI	BB	SO	LOB
Rick Bosetti, R (1, 8)	0-0 ① 4-3		3-2 ① L9	0-0 ③ 1-3		1-2 ② FC6-4 S; 1-2f; 2-3				4	0	0	0	0	0	3
Terry Harmon, R (1, 6) OBP: 0.364, SLG: 0.423	1-0 S 1B		3-2 E5 4-3 S 1B		2-0 ① 6-3	1-1 ③ 5-3; 1-2				4	1	1	0	0	0	2
Jerry Martin, R (1, 9) OBP: 0.287, SLG: 0.314	3-3 ② K; 1-2		3-1 ② 4-3; 1-3		0-1 4-3 2B	3-2 ① F9				4	0	1	0	0	1	2
Jay Johnstone, L (1, 7) OBP: 0.377, SLG: 0.463	2-2 ③ F9		0-0 FC5 S 1B; 3-H		0-0 ② 4-3; 2-3		4-1 4-3 BB			3	0	1	1	1	0	2
Tom Hutton, L (1, 3) OBP: 0.351, SLG: 0.292		4-1 BB BB	4-1 1-2 BB		1-0 ③ 4-3		1-1 ② 4-3; 1-2			2	0	0	0	2	0	2
Johnny Oates, L (1, 2) OBP: 0.305, SLG: 0.268		0-3 ① K	0-1 ③ FC5; 2-3f			0-3 ① K	0-3 ③ K			2	0	0	0	0	1	3
Ron Schueler, R (4, 1)										2	0	0	0	0	2	1
Fred Andrews, R (1, 4) OBP: 1.000, SLG: 1.000		4-0 1-2 BB		H 1-0 G3 S HBP		X 0-0 E 1B 1B				1	1	1	0	1	0	0
John Vukovich, R (1, 5)		1-0 ② F8		1-3 ① K; 1-2		X 0-0 E5 FC6-4 1B; 1-2				3	0	0	0	0	1	4
Ron Reed, R (1, 1) OBP: 0.167, SLG: 0.208		X 0-0 ③ 1-3		B 1-0 ② G3; 2-3		S 1-1 FC6-4 1B; 1-2; 2-H				1	0	0	0	0	0	2
Tim Blackwell, S (4, PH) OBP: 0.250, SLG: 0.250										2	0	1	1	0	0	1
(4, 2)																

	AB	28
	R	2
	H	5
	RBI	2
	BB	4
	SO	5
	LOB	22

Inning Stats																								
1	R: 0	H: 1	E: 0	LOB: 1	K: 1	BB: 0	S: 10	P: 16																
2	R: 0	H: 0	E: 0	LOB: 2	K: 1	BB: 2	S: 6	P: 15																
3	R: 1	H: 1	E: 1	LOB: 2	K: 0	BB: 1	S: 12	P: 25																
4	R: 0	H: 0	E: 0	LOB: 1	K: 1	BB: 0	S: 5	P: 8																
5	R: 0	H: 1	E: 0	LOB: 1	K: 0	BB: 0	S: 5	P: 8																
6	R: 1	H: 2	E: 1	LOB: 2	K: 1	BB: 0	S: 13	P: 16																
7	R: 0	H: 0	E: 0	LOB: 1	K: 1	BB: 1	S: 9	P: 17																
8																								
9																								

1B: 4	SF: 0	WP: 0	PA: 33																					
2B: 1	SAC: 0	PB: 0																						
3B: 0	DP: 0	SB: 5																						
HR: 0	HBP: 1	CS: 0																						

PITCHER		IP	WLS	BF	H	R	ER	SO	BB	IBB	HBP	BLK	WP	HR	S	P	ERA	WHIP
Dennis Blair, R	(1, 1)	7.0	L	33	5	2	0	5	4	0	1	0	0	0	60	105	0.00	1.286
ERA: 4.02																		

PITCHER	IP	WLS	BF	H	R	ER	SO	BB	IBB	HBP	BLK	WP	HR	S	P	ERA	WHIP

Batter	1	2	3	4	5	6	7	8	9	AB	R	H	RBI	BB	SO	LOB
Warren Cromartie, L (1, 7) OBP: 0.228, SLG: 0.231	X 0-0 CS 1B		X 0-0 F9 ②			X 0-0 F5 ①				3	0	1	0	0	0	0
Pete Mackanin, R (1, 4) OBP: 0.258, SLG: 0.340	S C S C 0-3 K ①		S S X 0-2 1-3 ③			S H 1-1 2B HBP				2	0	0	0	0	1	1
Andre Dawson, R (1, 8) OBP: 0.333, SLG: 0.345	S B S F X 1-2 F8 ② ③ 1-2			X 0-0 1B		S B S B B X 3-2 P4 ②				3	0	1	0	0	0	2
Ellis Valentine, R (1, 9) OBP: 0.337, SLG: 0.403		S B B B X 3-1 1B 2B		1 SAFE 1 SAFE 1 SAFE 1 SAFE 1 SAFE B S X 1-1 F6 ①		S X 0-1 ③ 1-H 2B				3	1	2	0	0	0	1
Roger Freed, R (1, 3) OBP: 0.143, SLG: 0.214		S S B F S 1-3 K ①		S B S F F F B S 2-3 K ②			S X 0-1 F3 ①			3	0	0	0	0	2	2
Jose Morales, R (1, 2) OBP: 0.335, SLG: 0.465		X 0-0 F9 ②		S B S B F F F F F 3-3 F B S K ③			S S F S 0-3 K ②			3	0	0	0	0	2	2
Pepe Frias, R (1, 6) OBP: 0.227, SLG: 0.250		X 0-0 2-H 1B			B B X 2-0 F7 ①		B B X 2-0 1B			3	0	2	1	0	0	0
Pat Scanlon, L (1, 5) OBP: 0.241, SLG: 0.333		S B S X 1-2 F7 ③			S S B F B B B 4-2 B3-6-4 BB		B S B S C 2-3 K ③			2	0	0	0	1	1	2
Dennis Blair, R (1, 1)			X 0-0 3-1 ①		B X 1-0 B3-6-4 ② ③ 1-2f					2	0	0	0	0	0	1
Inning Stats	R: 0 E: 0 K: 1 S: 8 H: 1 LOB: 0 BB: 0 P: 9	R: 1 E: 0 K: 1 S: 11 H: 2 LOB: 1 BB: 0 P: 16	R: 0 E: 0 K: 0 S: 5 H: 0 LOB: 0 BB: 0 P: 5	R: 0 E: 0 K: 2 S: 18 H: 1 LOB: 1 BB: 0 P: 24	R: 0 E: 0 K: 0 S: 5 H: 0 LOB: 0 BB: 1 P: 12	R: 0 E: 0 K: 0 S: 7 H: 1 LOB: 2 BB: 0 P: 11	R: 0 E: 0 K: 2 S: 10 H: 1 LOB: 1 BB: 0 P: 14			1B: 4 2B: 2 3B: 0 HR: 0	SF: 0 SAC: 0 DP: 1 HBP: 1					

BOTTOM

Philadelphia Phillies @ Montreal Expos

Jarry Park, Montreal, QB

Sun Sep 26 1976, 3:38 AM EDT

Att. 14,166 - Unknown

livebaseballscorecards.com

AB	24
R	1
H	6
RBI	1
BB	1
SO	6
LOB	11

WP: 0 PB: 0 SB: 0 CS: 1 PA: 26

PITCHER		IP	WLS	BF	H	R	ER	SO	BB	IBB	HBP	BLK	WP	HR	S	P	ERA	WHIP
Ron Reed, R ERA: 2.5	(1, 1)	3.0		11	3	1	1	2	0	0	0	0	0	0	24	30	3.00	1.000
Ron Schueler, R ERA: 2.9	(4, 1)	4.0	W	15	3	0	0	4	1	0	1	0	0	0	40	61	0.00	1.000

PITCHER	IP	WLS	BF	H	R	ER	SO	BB	IBB	HBP	BLK	WP	HR	S	P	ERA	WHIP

Batter	1	2	3	4	5	6	7	8	9	AB	R	H	RBI	BB	SO	LOB
Bombo Rivera, R (1, 7) OBP: 0.323, SLG: 0.411	5-3		P4		FC5-4 1-2f			1B 3B		4	1	1	0	0	0	3
Tim Foli, R (1, 6) OBP: 0.282, SLG: 0.368	P3			F8		WP 1B 2B		3-H 1B		4	1	2	1	0	0	0
Andre Dawson, R (1, 8) OBP: 0.318, SLG: 0.328	5-3			6-3		F8				3	0	0	0	0	0	1
Ellis Valentine, R (1, 9) OBP: 0.337, SLG: 0.402		F9		5-3		5-3 2-H 1B				3	0	1	1	0	0	0
Earl Williams, R (1, 3) OBP: 0.294, SLG: 0.412		F9			FC6-4 1B	5-3 1-2				3	0	1	0	0	0	1
Larry Parrish, R (1, 5) OBP: 0.282, SLG: 0.347		5-3			FC6-4 G3 1-2f 1B	K				3	1	0	0	0	1	2
Pete Mackanin, R (1, 4) OBP: 0.256, SLG: 0.337			5-3		G3 1-2		F7			3	0	0	0	0	0	1
Barry Foote, R (1, 2) OBP: 0.268, SLG: 0.343			3-1 2B		BB 2-H 1B		P6			3	0	2	1	0	0	0
Larry Landreth, R (1, 1)			3-1 2-3		BBB FC5-4 1-2 BB		F8			1	0	0	0	0	0	1
Bill Atkinson, L (4, 1)										0	0	0	0	0	0	0
Andre Thornton, R (5, PH) OBP: 0.323, SLG: 0.373										0	0	0	0	1	0	0
Chip Lang, R (5, 1) OBP: 0.167, SLG: 0.167										0	0	0	0	0	0	0
Gary Roenicke, R (7, PH) OBP: 0.260, SLG: 0.344										1	0	0	0	0	0	0
Chuck Taylor, R (7, 1)										0	0	0	0	0	0	0
Inning Stats	R: 0 E: 0 K: 0 S: 3 H: 0 LOB: 0 BB: 0 P: 3	R: 0 E: 0 K: 0 S: 3 H: 0 LOB: 0 BB: 0 P: 3	R: 0 E: 0 K: 0 S: 4 H: 1 LOB: 1 BB: 0 P: 4	R: 0 E: 0 K: 0 S: 3 H: 0 LOB: 0 BB: 0 P: 3	R: 1 E: 0 K: 0 S: 5 H: 2 LOB: 2 BB: 1 P: 9	R: 1 E: 0 K: 1 S: 7 H: 2 LOB: 1 BB: 0 P: 7	R: 0 E: 0 K: 0 S: 3 H: 0 LOB: 0 BB: 0 P: 3	R: 1 E: 0 K: 0 S: 2 H: 2 LOB: 1 BB: 0 P: 2		1B: 4 2B: 2 3B: 1 HR: 0 SF: 0 SAC: 0 DP: 0 HBP: 0				WP: 1 PB: 0 SB: 0 CS: 0 PA: 29		

PITCHER	IP	WLS	BF	H	R	ER	SO	BB	IBB	HBP	BLK	WP	HR	S	P	ERA	WHIP
Jon Matlack, L (1, 1) ERA: 2.83	7.0	W	29	7	3	3	1	1	0	0	0	1	0	30	34	3.86	1.143

PITCHER	IP	WLS	BF	H	R	ER	SO	BB	IBB	HBP	BLK	WP	HR	S	P	ERA	WHIP

Montreal Expos @ New York Mets

Shea Stadium, Flushing, NY

Mon Sep 27 1976, 7:05 PM EDT

Att. 2,929 - Unknown

TOP

livebaseballscorecards.com

AB	28
R	3
H	7
RBI	3
BB	1
SO	1
LOB	9

Montreal Expos @ New York Mets

Shea Stadium, Flushing, NY

Mon Sep 27 1976, 7:05 PM EDT

Att. 2,929 - Unknown

BOTTOM

Batter	1	2	3	4	5	6	7	8	9	AB	R	H	RBI	BB	SO	LOB
Lee Mazzilli, S (1, 8) OBP: 0.371, SLG: 0.368	SSS 0-3 ① K		x 0-0 E3 S HR 1-3	SSS 0-3 ② K 1-2 2-3 3-H		H 1-0 1B HR 1-2 HBP	BBBB 4-0 BB 1-2			3	2	0	0	1	2	3
Felix Millan, R (1, 4)	x 0-0 1B		x 0-0 ② SF8 1-2 3-H	x 0-0 ③ P4		x 0-0 HR 1B 1-2 2-3	x 0-0 ③ P5			4	1	2	1	0	0	4
John Milner, L (1, 7) OBP: 0.363, SLG: 0.455	x 0-0 ② F7		x 0-0 HR 2-H		x 0-0 ① G3	x 0-0 HR 1-H 2-H 3-H				4	2	2	6	0	0	1
Ed Kranepool, L (1, 3)	x 0-0 ③ L3		x 0-0 ③ P5		BBBB 4-0 BB	x 0-0 E4 2B				3	1	0	0	1	0	1
Dave Kingman, R (1, 9) OBP: 0.279, SLG: 0.514		x 0-0 ① F8		SSS 0-3 ① K	SSS 0-3 ② K	x 0-0 1-H 2B				4	0	1	1	0	2	1
Jerry Grote, R (1, 2) OBP: 0.355, SLG: 0.371		x 0-0 ② 4-3		x 0-0 FC 1B 1B	x 0-0 ③ G3	x 0-0 ③ 6-3				4	1	1	0	0	0	2
Bud Harrelson, S (1, 6) OBP: 0.350, SLG: 0.291	SSS 0-3 ③ K			x 0-0 1B FC WP 1-2 1B		x 0-0 ① G3	x 0-0 BB 1B			4	1	2	0	0	1	0
Roy Staiger, R (1, 5) OBP: 0.283, SLG: 0.280			x 0-0 ① 6-3	x 0-0 FC WP 1B 1-2 2-3		x 0-0 ② F7	x 0-0 ① F8			4	0	0	0	0	0	3
Jon Matlack, L (1, 1) OBP: 0.277, SLG: 0.212			x 0-0 E SF8 1B	x 0-0 WP 1-2 2-3 3-H 1B		x 0-0 1B HBP HR 1B	x 0-0 ② F8			4	2	3	1	0	0	1
Inning Stats	R: 0 E: 0 K: 1 S: 6 H: 1 LOB: 1 BB: 0 P: 6	R: 0 E: 0 K: 1 S: 5 H: 0 LOB: 0 BB: 0 P: 5	R: 3 E: 1 K: 0 S: 6 H: 2 LOB: 0 BB: 0 P: 6	R: 2 E: 0 K: 2 S: 11 H: 3 LOB: 2 BB: 0 P: 11	R: 0 E: 0 K: 1 S: 5 H: 0 LOB: 1 BB: 1 P: 9	R: 5 E: 1 K: 0 S: 8 H: 4 LOB: 1 BB: 0 P: 9	R: 0 E: 0 K: 0 S: 4 H: 1 LOB: 2 BB: 1 P: 8			1B: 8 2B: 1 3B: 0 HR: 2	SF: 1 SAC: 0 DP: 0 HBP: 1					

livebaseballscorecards.com

AB	34
R	10
H	11
RBI	9
BB	2
SO	5
LOB	16

WP: 1 PB: 0 SB: 1 CS: 0 PA: 38

PITCHER		IP	WLS	BF	H	R	ER	SO	BB	IBB	HBP	BLK	WP	HR	S	P	ERA	WHIP
Larry Landreth, R ERA: 4.09	(1, 1)	3.1	L	18	6	5	2	3	0	0	0	0	0	1	24	24	5.40	1.800
Bill Atkinson, R ERA:	(4, 1)	0.2		2	0	0	0	1	0	0	0	0	1	0	4	4	0.00	0.000
Chip Lang, R ERA: 4.3	(5, 1)	2.0		13	4	5	4	1	1	0	1	0	0	1	13	18	18.00	2.500
Chuck Taylor, R ERA: 4.7	(7, 1)	1.0		5	1	0	0	0	1	0	0	0	0	0	4	8	0.00	2.000

PITCHER	IP	WLS	BF	H	R	ER	SO	BB	IBB	HBP	BLK	WP	HR	S	P	ERA	WHIP

Batter	1	2	3	4	5	6	7	8	9	AB	R	H	RBI	BB	SO	LOB
Del Unser, L (1, 7) OBP: 0.273, SLG: 0.362	F7		BBBB 4-0 CS 1B BB		F9		4-3		SSS 0-3 K 1-2	4	1	0	0	1	1	2
Tim Foli, R (1, 6) OBP: 0.281, SLG: 0.368	5-3		SF9 1-2 2-H		6-3			2B 1B 1B	P6	4	1	1	1	0	0	1
Andre Dawson, R (1, 8) OBP: 0.329, SLG: 0.354	SSS 0-3 K		1B 1B		F9			1-3 1B 2B		4	1	2	0	0	1	0
Ellis Valentine, R (1, 9) OBP: 0.342, SLG: 0.407		6-3 5-3 1B	S 1-3 2-H 1B			F9		FC5 2-H 3-H 1B		4	0	3	3	0	0	0
Earl Williams, R (1, 3) OBP: 0.291, SLG: 0.408		5-3 1-2	SSS K 1-2			F8		F7		4	0	0	0	0	1	4
Larry Parrish, R (1, 5) OBP: 0.283, SLG: 0.350		6-3 2-3		2B		1B		FC5 2-3		4	0	2	0	0	0	2
Barry Foote, R (1, 2) OBP: 0.268, SLG: 0.342		F7		P6			SH3 1B	SSS K		4	0	1	0	0	1	3
Pepe Frias, R (1, 4) OBP: 0.230, SLG: 0.253			CS SH3-4 SF9 1B	SSS K			SH3 1-2		SSS K	3	1	1	0	0	2	1
Joe Keener, R (1, 1)			SH3-4 1-2	SSS K			F9		BBBB S BB	1	0	0	0	0	1	1
Clay Kirby, R (5, 1) OBP: 0.105, SLG: 0.111										0	0	0	0	0	0	0
Wayne Garrett, L (7, PH) OBP: 0.356, SLG: 0.304										1	0	0	0	0	0	1
Steve Dunning, R (7, 1) OBP: 0.235, SLG: 0.133										0	0	0	0	0	0	0
Mike Jorgensen, L (9, PH) OBP: 0.353, SLG: 0.348										0	0	0	0	1	0	0
Joe Kerrigan, R (9, 1)										0	0	0	0	0	0	0
Inning Stats	R: 0 E: 0 K: 1 S: 5 H: 0 LOB: 0 BB: 0 P: 5	R: 0 E: 0 K: 0 S: 4 H: 1 LOB: 1 BB: 0 P: 4	R: 2 E: 0 K: 1 S: 8 H: 3 LOB: 2 BB: 1 P: 12	R: 0 E: 0 K: 2 S: 8 H: 1 LOB: 1 BB: 0 P: 8	R: 0 E: 0 K: 0 S: 3 H: 0 LOB: 0 BB: 0 P: 3	R: 0 E: 0 K: 0 S: 3 H: 1 LOB: 1 BB: 0 P: 3	R: 0 E: 0 K: 0 S: 4 H: 1 LOB: 1 BB: 0 P: 4	R: 2 E: 0 K: 1 S: 8 H: 3 LOB: 1 BB: 0 P: 8	R: 0 E: 0 K: 2 S: 7 H: 0 LOB: 1 BB: 1 P: 11	1B: 8 2B: 2 3B: 0 HR: 0 SF: 1 SAC: 2 DP: 0 HBP: 0	WP: 0 PB: 0 SB: 2 CS: 2	PA: 38				

TOP

Montreal Expos @ New York Mets

Shea Stadium, Flushing, NY

Tue Sep 28 1976, 7:05 PM EDT

Unknown

livebaseballscorecards.com

AB	33
R	4
H	10
RBI	4
BB	2
SO	7
LOB	15

PITCHER		IP	WLS	BF	H	R	ER	SO	BB	IBB	HBP	BLK	WP	HR	S	P	ERA	WHIP
Nino Espinosa, R ERA: 3.89	(1, 1)	7.0		30	9	4	2	4	1	0	0	0	0	0	37	41	2.57	1.429
Skip Lockwood, R ERA: 2.7	(8, 1)	2.0	W	8	1	0	0	3	1	0	0	0	0	0	13	17	0.00	1.000

PITCHER	IP	WLS	BF	H	R	ER	SO	BB	IBB	HBP	BLK	WP	HR	S	P	ERA	WHIP

Montreal Expos @ New York Mets

Shea Stadium, Flushing, NY

Tue Sep 28 1976, 7:05 PM EDT

Unknown

BOTTOM

Batter	1	2	3	4	5	6	7	8	9	AB	R	H	RBI	BB	SO	LOB
Bruce Boisclair, L (1, 8) OBP: 0.349, SLG: 0.373	G3		BB, HBP BB	1B, E 1-2 BB			K		1B 1B	3	2	1	0	2	1	0
Felix Millan, R (1, 4) OBP: 0.348, SLG: 0.350 Jim Dwyer, L (9, PH) OBP: 0.269, SLG: 0.229	F8		BB 1-2 HBP	E2 1-H 2-H 1B			F8		1B, BB 1-3 1B	3 1	1 0	1 1	1 0	0 0	0 0	0 0
John Milner, L (1, 7) OBP: 0.363, SLG: 0.453	1B		F8	4-3			3-1		1B 1-2 BB	4	0	1	0	1	0	2
Ed Kranepool, L (1, 3) OBP: 0.345, SLG: 0.413		F5	F5		G6-4-3 1B			HR	1B 1-2 2-3 3-H	5	1	3	2	0	0	2
Dave Kingman, R (1, 9) OBP: 0.280, SLG: 0.512		1B, 1B BB	FC6-4 1-2 2-3 BB		G6-4-3 1-2f			6-3		2	0	0	0	2	0	1
Roy Staiger, R (1, 5) OBP: 0.283, SLG: 0.280		1B 1-2 1B	FC6-4 1-2f		5-3			F8		4	0	1	0	0	0	3
Mike Phillips, L (1, 6) OBP: 0.315, SLG: 0.363		FC5-4 1-2 2-3 1B		4-3		L3 1B		K		4	0	2	0	0	1	0
Ron Hodges, L (1, 2) OBP: 0.339, SLG: 0.342		K		P6		L3 1-2			F7	4	0	0	0	0	1	4
Nino Espinosa, R (1, 1) Skip Lockwood, R (8, 1) OBP: 0.400, SLG: 0.389 Billy Baldwin, L (9, PH) OBP: 0.292, SLG: 0.545		FC5-4 1-2f		BB 1B BB		F8			F9	2 0 1	1 0 0	0 0 0	0 0 0	1 0 0	0 0 0	3 0 0
Inning Stats	R: 0 E: 0 K: 0 S: 3 H: 1 LOB: 1 BB: 0 P: 3	R: 0 E: 0 K: 1 S: 7 H: 2 LOB: 3 BB: 1 P: 11	R: 0 E: 0 K: 0 S: 3 H: 0 LOB: 3 BB: 2 P: 12	R: 3 E: 1 K: 0 S: 4 H: 1 LOB: 0 BB: 2 P: 12	R: 0 E: 0 K: 0 S: 3 H: 1 LOB: 0 BB: 0 P: 3	R: 0 E: 0 K: 0 S: 3 H: 1 LOB: 0 BB: 0 P: 3	R: 0 E: 0 K: 1 S: 5 H: 0 LOB: 0 BB: 0 P: 5	R: 1 E: 0 K: 1 S: 6 H: 1 LOB: 0 BB: 0 P: 6	R: 1 E: 0 K: 0 S: 5 H: 3 LOB: 3 BB: 1 P: 9	1B: 9 2B: 1 3B: 0 HR: 1 SF: 0 SAC: 0 DP: 2 HBP: 1				WP: 0 PB: 0 SB: 0 CS: 0 PA: 40		

livebaseballscorecards.com

	AB	33
	R	5
	H	10
	RBI	3
	BB	6
	SO	3
	LOB	15

PITCHER		IP	WLS	BF	H	R	ER	SO	BB	IBB	HBP	BLK	WP	HR	S	P	ERA	WHIP
Joe Keener, R ERA: 10.38	(1, 1)	4.0		21	4	3	1	1	5	0	1	0	0	0	17	38	2.25	2.250
Clay Kirby, R ERA: 5.72	(5, 1)	2.0		6	2	0	0	0	0	0	0	0	0	0	6	6	0.00	1.000
Steve Dunning, R ERA: 4.34	(7, 1)	2.0		7	1	1	1	2	0	0	0	0	0	1	11	11	4.50	0.500
Joe Kerrigan, R ERA: 3.88	(9, 1)	0.2	L	6	3	1	1	0	1	0	0	0	0	0	5	9	13.50	6.000

PITCHER	IP	WLS	BF	H	R	ER	SO	BB	IBB	HBP	BLK	WP	HR	S	P	ERA	WHIP

Montreal Expos @ New York Mets

Shea Stadium, Flushing, NY

Tue Sep 28 1976, 7:05 PM EDT

Att. 6,372 - Unknown

TOP

livebaseballscorecards.com

Batter	1	2	3	4	5	6	7	8	9	AB	R	H	RBI	BB	SO	LOB
Tim Foli, R (1, 6) OBP: 0.279, SLG: 0.365 Wayne Garrett, L (7, 4) OBP: 0.357, SLG: 0.304	F7		K	SF8 1-2 2-3 3-H			5-3		IBB	3 0	0 0	0 0	1 0	0 1	1 0	0 0
Del Unser, L (1, 7) OBP: 0.272, SLG: 0.360	F7		E 1B 1B	2-3			F8		P6	5	1	1	0	0	0	5
Andre Dawson, R (1, 8) OBP: 0.307, SLG: 0.329	1-6-3		E7 1-3 1B		1-3		P4		FC5 2-3f	5	1	0	0	0	0	4
Ellis Valentine, R (1, 9) OBP: 0.344, SLG: 0.408		F8	2-H 3-H 1B		1B			P4		4	0	2	2	0	0	0
Earl Williams, R (1, 3) OBP: 0.288, SLG: 0.403 Mike Jorgensen, L (9, 3) OBP: 0.353, SLG: 0.348		6-3	F8		F9			5-3		4 0	0 0	0 0	0 0	0 0	0 0	2 0
Larry Parrish, R (1, 5) OBP: 0.285, SLG: 0.356		HR		BB 1B 1B SF8	F9			F7		3	2	1	1	1	0	1
Barry Foote, R (1, 2) OBP: 0.270, SLG: 0.342		BB		F7		P5			SH1-3 1B 1B	3	0	1	0	1	0	1
Pepe Frias, R (1, 4) OBP: 0.240, SLG: 0.263 (7, 6)		F9		SF8 1B 1-2 1B		P6			FC5 SH1-3 1-2 1B	4	0	2	0	0	0	1
Gerry Hannahs, L (1, 1) OBP: 0.375, SLG: 0.375 Woodie Fryman, R (7, 1) OBP: 0.125, SLG: 0.127			K	SF8 1-2 2-3 1B		6-3			SH1-3 1-2 2-3	3 0	0 0	1 0	0 0	0 0	1 0	0 0

	AB	34
	R	4
	H	8
	RBI	4
	BB	3
	SO	2
	LOB	14

Inning Stats																																		
	R: 0	E: 0	K: 0	S: 3	H: 0	LOB: 0	BB: 0	P: 3	R: 1	E: 0	K: 0	S: 4	H: 1	LOB: 1	BB: 1	P: 8	R: 2	E: 1	K: 2	S: 10	H: 2	LOB: 1	BB: 0	P: 10	R: 1	E: 0	K: 0	S: 5	H: 2	LOB: 2	BB: 1	P: 9	R: 0	E: 0	K: 0	S: 4	H: 1	LOB: 1	BB: 0	P: 4
	R: 0	E: 0	K: 0	S: 3	H: 0	LOB: 0	BB: 0	P: 3	R: 0	E: 0	K: 0	S: 3	H: 0	LOB: 0	BB: 0	P: 3	R: 0	E: 0	K: 0	S: 3	H: 0	LOB: 0	BB: 0	P: 3	R: 0	E: 0	K: 0	S: 5	H: 2	LOB: 3	BB: 1	P: 9	1B: 7	2B: 0	3B: 0	HR: 1	SF: 1	SAC: 1	DP: 0	HBP: 0	WP: 0	PB: 0	SB: 0	CS: 0	PA: 39

PITCHER		IP	WLS	BF	H	R	ER	SO	BB	IBB	HBP	BLK	WP	HR	S	P	ERA	WHIP
Bob Myrick, L ERA: 3.25	(1, 1)	3.1	L	18	5	4	2	2	2	0	0	0	0	1	20	28	5.40	2.100
Rick Baldwin, R ERA: 2.38	(4, 1)	3.2		12	1	0	0	0	0	0	0	0	0	0	12	12	0.00	0.273
Bob Apodaca, R ERA: 2.81	(8, 1)	2.0		9	2	0	0	0	0	1	0	0	0	0	8	12	0.00	1.000

PITCHER	IP	WLS	BF	H	R	ER	SO	BB	IBB	HBP	BLK	WP	HR	S	P	ERA	WHIP

Montreal Expos @ New York Mets

Shea Stadium, Flushing, NY

Tue Sep 28 1976, 7:05 PM EDT

Att. 6,372 - Unknown

BOTTOM

Batter	1	2	3	4	5	6	7	8	9	AB	R	H	RBI	BB	SO	LOB
Lee Mazzilli, S (1, 8) OBP: 0.347, SLG: 0.344	S S S 0-3 ① K		x 0-0 ② F7		x 0-0 ③ F9		x 0-0 ② SF8 2-3 3-H		x 0-0 ③ P6	4	0	0	1	0	1	1
Mike Vail, R (1, 9) OBP: 0.245, SLG: 0.273	x 0-0 CS 1B		x 0-0 ③ 6-3			x 0-0 ① 5-3	S S S 0-3 ③ K			4	0	1	0	0	1	3
Joe Torre, R (1, 3) OBP: 0.358, SLG: 0.406	x 0-0 ② ③ P3 1-2			B B B 4-0 E 1B BB		x 0-0 ② F3		x 0-0 ① P3		3	1	0	0	1	0	1
John Stearns, R (1, 2) OBP: 0.376, SLG: 0.396		B B B 4-0 F7 BB		x 0-0 ① G3 1-2		B B B 4-0 BB		B B B 4-0 E BB		1	0	0	0	3	0	1
Roy Staiger, R (1, 5) OBP: 0.282, SLG: 0.279		x 0-0 ① ② F7 1-2		x 0-0 2-H 1B		x 0-0 ③ F7		S S S 0-3 ② K		4	0	1	1	0	1	3
Pepe Mangual, R (1, 7) OBP: 0.361, SLG: 0.328		x 0-0 2B		x 0-0 ② F7			x 0-0 1B	x 0-0 E6 1-2		4	0	2	0	0	0	2
Bud Harrelson, S (1, 6) OBP: 0.349, SLG: 0.293		x 0-0 ③ P3		x 0-0 ③ F7			x 0-0 SF8 1-3 2B	x 0-0 ③ L8		4	0	1	0	0	0	4
Mike Phillips, L (1, 4) OBP: 0.315, SLG: 0.363			x 0-0 1B		x 0-0 ① F9		x 0-0 ① P7		x 0-0 ① F8	3	0	1	0	0	0	2
Jerry Grote, R (9, PH) OBP: 0.354, SLG: 0.370										1	0	0	0	0	0	0
Bob Myrick, R (1, 1)			S S S 0-3 ① K		S S S 0-3 ② K		B B B 4-0 BB		x 0-0 ② F8	1	0	0	0	0	1	1
Rick Baldwin, L (4, 1) OBP: 0.333, SLG: 0.333										1	0	0	0	0	1	0
Dave Kingman, R (7, PH) OBP: 0.282, SLG: 0.512										0	0	0	0	1	0	0
Bob Apodaca, R (8, 1) OBP: 0.176, SLG: 0.188										0	0	0	0	0	0	0
John Milner, L (9, PH) OBP: 0.362, SLG: 0.452										1	0	0	0	0	0	0
Inning Stats	R: 0 H: 1 E: 0 LOB: 0 K: 1 BB: 0 S: 5 P: 5	R: 0 H: 1 E: 0 LOB: 1 K: 0 BB: 1 S: 3 P: 7	R: 0 H: 1 E: 0 LOB: 1 K: 1 BB: 0 S: 6 P: 6	R: 1 H: 1 E: 1 LOB: 1 K: 0 BB: 1 S: 4 P: 8	R: 0 H: 0 E: 0 LOB: 0 K: 1 BB: 0 S: 5 P: 5	R: 0 H: 0 E: 0 LOB: 1 K: 0 BB: 1 S: 3 P: 7	R: 1 H: 2 E: 0 LOB: 2 K: 1 BB: 1 S: 7 P: 11	R: 0 H: 0 E: 1 LOB: 2 K: 1 BB: 1 S: 6 P: 10	R: 0 H: 0 E: 0 LOB: 0 K: 0 BB: 0 S: 3 P: 3	1B: 4 SF: 1 2B: 2 SAC: 0 3B: 0 DP: 0 HR: 0 HBP: 0						

livebaseballscorecards.com

AB	31
R	1
H	6
RBI	2
BB	5
SO	5
LOB	18

WP: 0 PA: 37
PB: 0
SB: 0
CS: 1

PITCHER		IP	WLS	BF	H	R	ER	SO	BB	IBB	HBP	BLK	WP	HR	S	P	ERA	WHIP
Gerry Hannahs, L ERA: 6.75	(1, 1)	6.0	W	24	5	2	1	3	3	0	0	0	0	0	27	39	1.50	1.333
Woodie Fryman, L ERA: 3.2	(7, 1)	3.0	S	13	1	0	0	2	2	0	0	0	0	0	15	23	0.00	1.000

PITCHER	IP	WLS	BF	H	R	ER	SO	BB	IBB	HBP	BLK	WP	HR	S	P	ERA	WHIP

Batter	1	2	3	4	5	6	7	8	9	AB	R	H	RBI	BB	SO	LOB
Del Unser, L (1, 7) OBP: 0.271, SLG: 0.359	S S S 0-3 ① K			x 0-0 ① 5-3	x 0-0 ② 6-3			x 0-0 SH5-3 HR 1B	S S S 0-3 ③ K	5	1	1	0	0	2	3
Andre Dawson, R (1, 8) OBP: 0.308, SLG: 0.342	x 0-0 ② P4			x 0-0 ② P3	x 0-0 2-H 2B			x 0-0 ① SH5-3 1-2		3	0	1	1	0	0	0
Mike Jorgensen, L (1, 3) OBP: 0.352, SLG: 0.344	S S S 0-3 ③ K			B B B B 4-0 BB 1B HR BB	x 0-0 ③ F9			x 0-0 ② F2		3	1	0	0	1	1	2
Ellis Valentine, R (1, 9) OBP: 0.346, SLG: 0.420		x 0-0 ① 6-3		x 0-0 BB 1-2 HR 1B		x 0-0 ① F9		x 0-0 2-H HR		4	2	2	2	0	0	0
Larry Parrish, R (1, 5) OBP: 0.284, SLG: 0.354		x 0-0 ② 6-3		B B B B 4-0 1-2 2-3 HR BB		x 0-0 ② F5		x 0-0 ③ 6-3		3	1	0	0	1	0	0
Wayne Garrett, L (1, 4) OBP: 0.356, SLG: 0.310		x 0-0 ③ 3-1		x 0-0 1-H 2-H 3-H HR		x 0-0 ③ 4-3			x 0-0 ① 4-3	4	1	1	4	0	0	0
Barry Foote, R (1, 2) OBP: 0.270, SLG: 0.341			x 0-0 ① F9	x 0-0 ③ 6-3			x 0-0 ① 5-3		x 0-0 FC1-5 1B 1B	4	0	1	0	0	0	0
Pepe Frias, R (1, 6) OBP: 0.259, SLG: 0.282			x 0-0 ② 4-3		x 0-0 SH1-4 2B 1B		x 0-0 G4-3-6-3-4-6 1B		x 0-0 FC1-5 1-2 1B	4	1	3	0	0	0	0
Steve Rogers, R (1, 1) OBP: 0.160, SLG: 0.149			x 0-0 ③ 4-3		x 0-0 ① SH1-4 1-2		x 0-0 ② ③ G4-3-6-3-4-6 1-2f		x 0-0 ② FC1-5 1-2 2-3f	3	0	0	0	0	0	3

TOP

Montreal Expos @ New York Mets

Shea Stadium, Flushing, NY

Wed Sep 29 1976, 7:05 PM EDT

Att. 27,903 - Unknown

livebaseballscorecards.com

AB	33
R	7
H	9
RBI	7
BB	2
SO	3
LOB	8

Inning Stats	1	2	3	4	5	6	7	8	9
R	0	0	0	4	1	0	0	2	0
E	0	0	0	0	0	0	0	0	0
K	2	0	0	0	0	0	0	0	1
S	7	3	3	5	5	3	3	5	7
H	0	0	0	2	2	0	1	2	2
LOB	0	0	0	0	1	0	0	0	2
BB	0	0	0	2	0	0	0	0	0
P	7	3	3	13	5	3	3	5	7

1B	6
2B	1
3B	0
HR	2
SF	0
SAC	2
DP	1
HBP	0

WP	0
PB	0
SB	0
CS	0
PA	37

PITCHER		IP	WLS	BF	H	R	ER	SO	BB	IBB	HBP	BLK	WP	HR	S	P	ERA	WHIP
Tom Seaver, R ERA: 2.59	(1, 1)	8.0	L	32	7	7	7	2	2	0	0	0	0	2	34	42	7.88	1.125
Craig Swan, R ERA: 3.52	(9, 1)	1.0		5	2	0	0	1	0	0	0	0	0	0	7	7	0.00	2.000

PITCHER	IP	WLS	BF	H	R	ER	SO	BB	IBB	HBP	BLK	WP	HR	S	P	ERA	WHIP

Montreal Expos @ New York Mets

Shea Stadium, Flushing, NY

Wed Sep 29 1976, 7:05 PM EDT

Att. 27,903 - Unknown

livebaseballscorecards.com

BOTTOM

Batter	1	2	3	4	5	6	7	8	9	AB	R	H	RBI	BB	SO	LOB
Lee Mazzilli, S (1, 8) OBP: 0.350, SLG: 0.348	0-0 4-3 WP 1B	0-0 FC6-4 1B 1-2 3-H		S S S 0-3 ③ K			x 0-0 ① 1-3		x 0-0 ① 4-3 1-2	5	0	2	1	0	1	2
Felix Millan, R (1, 4) OBP: 0.346, SLG: 0.349	x 0-0 ① 4-3 1-3	x 0-0 ③ FC6-4 1-2f			x 0-0 ① 6-3		x 0-0 ② F8		x 0-0 BB 1B	5	0	1	0	0	0	3
John Milner, L (1, 7) OBP: 0.365, SLG: 0.450	B B B B 4-0 BB		x 0-0 ① G3		B B B B 4-0 1B WP BB		B B B B 4-0 BB		x 0-0 ② F8 2-3	2	1	0	0	3	0	2
Ed Kranepool, L (1, 3) OBP: 0.345, SLG: 0.411	S S S 0-3 ② K		x 0-0 ② 5-3		x 0-0 ② WP 1-3 1B		x 0-0 ③ G3		B B B B 4-0 1-2 BB	4	0	1	0	1	1	3
Dave Kingman, R (1, 9) OBP: 0.283, SLG: 0.511	x 0-0 ③ F9		x 0-0 1B		x 0-0 ② F2 1-2 3-H			x 0-0 FC5-4 1B	S S S 0-3 ③ K	5	0	2	0	0	1	6
Jerry Grote, R (1, 2) OBP: 0.350, SLG: 0.365		S S S 0-3 ① K	x 0-0 ③ 5-3		S S S 0-3 ③ K			x 0-0 ① FC5-4 1-2f		4	0	0	0	0	2	3
Roy Staiger, R (1, 5) OBP: 0.282, SLG: 0.276		B B B B 4-0 FC4-6 BB 1B BB		x 0-0 ① P6		x 0-0 ① 5-3		x 0-0 ② F8		3	1	0	0	1	0	1
Bud Harrelson, S (1, 6) OBP: 0.350, SLG: 0.291		B B B B 4-0 FC4-6 1-2 BB		B B B B 4-0 FC5-4 BB		x 0-0 ② L7		x 0-0 ③ G3		2	0	0	0	2	0	1
Tom Seaver, R (1, 1) OBP: 0.176, SLG: 0.085 Craig Swan, R (9, 1) OBP: 0.195, SLG: 0.108 Bruce Boisclair, L (9, PH) OBP: 0.351, SLG: 0.375		x 0-0 ② FC4-6 1B 1-2f 2-3		x 0-0 ② FC5-4 1-2f		x 0-0 ③ 6-3			x 0-0 E 4-3 1B	3 0 1	0 0 0	0 0 1	0 0 0	0 0 0	0 0 0	3 0 0
Inning Stats	R: 0 H: 1 E: 0 LOB: 2 K: 1 BB: 1 S: 6 P: 10	R: 1 H: 1 E: 0 LOB: 2 K: 1 BB: 2 S: 6 P: 14	R: 0 H: 1 E: 0 LOB: 1 K: 0 BB: 0 S: 4 P: 4	R: 0 H: 0 E: 0 LOB: 1 K: 1 BB: 1 S: 5 P: 9	R: 1 H: 1 E: 0 LOB: 1 K: 1 BB: 1 S: 6 P: 10	R: 0 H: 0 E: 0 LOB: 0 K: 0 BB: 0 S: 3 P: 3	R: 0 H: 0 E: 0 LOB: 1 K: 0 BB: 1 S: 3 P: 7	R: 0 H: 1 E: 0 LOB: 1 K: 0 BB: 0 S: 4 P: 4	R: 0 H: 2 E: 1 LOB: 3 K: 1 BB: 1 S: 7 P: 11	1B: 7 SF: 0 2B: 0 SAC: 0 3B: 0 DP: 0 HR: 0 HBP: 0						

	AB	34
	R	2
	H	7
	RBI	1
	BB	7
	SO	5
	LOB	24

PITCHER	IP	WLS	BF	H	R	ER	SO	BB	IBB	HBP	BLK	WP	HR	S	P	ERA	WHIP
Steve Rogers, R (1, 1) ERA: 3.25	9.0	W	41	7	2	2	5	7	0	0	0	2	0	44	72	2.00	1.556

PITCHER	IP	WLS	BF	H	R	ER	SO	BB	IBB	HBP	BLK	WP	HR	S	P	ERA	WHIP

WP: 2 PB: 0 SB: 0 CS: 0 PA: 41

Montreal Expos @ Chicago Cubs

Wrigley Field, Chicago, IL

Fri Oct 01 1976, 3:33 AM CDT

Att. 2,005 - Unknown - 74 F

livebaseballscorecards.com

Batter	1	2	3	4	5	6	7	8	9	AB	R	H	RBI	BB	SO	LOB
Del Unser, L (1, 7) OBP: 0.271, SLG: 0.358	6-3		6-3			4-3		1B		4	0	1	0	0	0	1
Tim Foli, R (1, 6) OBP: 0.280, SLG: 0.366	1-3			1B		5-3		1-2 1B		4	0	2	0	0	0	0
Andre Dawson, R (1, 8) OBP: 0.305, SLG: 0.338	5-3			1-2 FC3-6 1B		K		K		4	0	1	0	0	2	2
Ellis Valentine, R (1, 9) OBP: 0.341, SLG: 0.414		P4		L7			1-3		K	4	0	0	0	0	1	2
Mike Jorgensen, L (1, 3) OBP: 0.351, SLG: 0.346		P4		1-2f FC3-6 FC6-4			F9		2B	4	1	1	0	0	0	2
Larry Parrish, R (1, 5) OBP: 0.286, SLG: 0.359		K		1-2f FC6-4			2B		2-H F7 2B	4	0	2	1	0	1	2
Barry Foote, R (1, 2) OBP: 0.268, SLG: 0.338			P6		5-3		F7		2-3 F7	3	0	0	0	0	0	1
Earl Williams, R (9, PH) OBP: 0.287, SLG: 0.402										1	0	0	0	0	0	1
Pepe Frias, R (1, 4) OBP: 0.261, SLG: 0.283			S 1B		4-3			1-3	4-3	3	0	1	0	0	0	0
Wayne Garrett, L (9, PH) OBP: 0.356, SLG: 0.310										1	0	0	0	0	0	1
Don Stanhouse, R (1, 1) OBP: 0.281, SLG: 0.250			K 1-2		6-3			6-3		1	0	0	0	0	1	1
Warren Cromartie, L (5, PH) OBP: 0.225, SLG: 0.228										1	0	0	0	0	0	0
Chip Lang, R (5, 1) OBP: 0.167, SLG: 0.167										0	0	0	0	0	0	0
Jose Morales, R (8, PH) OBP: 0.333, SLG: 0.462										1	0	0	0	0	0	0
Joe Kerrigan, R (8, 1)										0	0	0	0	0	0	0
Inning Stats	R: 0 E: 0 K: 0 S: 3 H: 0 LOB: 0 BB: 0 P: 3	R: 0 E: 0 K: 1 S: 5 H: 0 LOB: 0 BB: 0 P: 5	R: 0 E: 0 K: 1 S: 6 H: 1 LOB: 1 BB: 0 P: 6	R: 0 E: 0 K: 0 S: 5 H: 2 LOB: 2 BB: 0 P: 5	R: 0 E: 0 K: 0 S: 3 H: 0 LOB: 0 BB: 0 P: 3	R: 0 E: 0 K: 1 S: 5 H: 0 LOB: 0 BB: 0 P: 5	R: 0 E: 0 K: 0 S: 4 H: 1 LOB: 1 BB: 0 P: 4	R: 0 E: 0 K: 1 S: 7 H: 2 LOB: 2 BB: 0 P: 7	R: 1 E: 0 K: 1 S: 7 H: 2 LOB: 1 BB: 0 P: 7	1B: 5 2B: 3 3B: 0 HR: 0 SF: 0 SAC: 0 DP: 0 HBP: 0						

TOP	
AB	35
R	1
H	8
RBI	1
BB	0
SO	5
LOB	13

WP: 0 PA: 35
PB: 0
SB: 1
CS: 0

PITCHER		IP	WLS	BF	H	R	ER	SO	BB	IBB	HBP	BLK	WP	HR	S	P	ERA	WHIP
Bill Bonham, R ERA: 4.27	(1, 1)	8.1	W	33	8	1	1	5	0	0	0	0	0	0	43	43	1.08	0.960
Bruce Sutter, R ERA: 2.7	(9, 1)	0.2	S	2	0	0	0	0	0	0	0	0	0	0	2	2	0.00	0.000

PITCHER		IP	WLS	BF	H	R	ER	SO	BB	IBB	HBP	BLK	WP	HR	S	P	ERA	WHIP

Batter	1	2	3	4	5	6	7	8	9	AB	R	H	RBI	BB	SO	LOB
Rick Monday, L (1, 3) OBP: 0.344, SLG: 0.508	F7	FC1		HR			1-3			4	1	1	1	0	0	1
Joe Wallis, S (1, 8) OBP: 0.317, SLG: 0.352	FC6-4, 1B, 1B; 1B	K		F8			F9			4	1	1	0	0	1	2
Bill Madlock, R (1, 5) OBP: 0.409, SLG: 0.499	FC6-4; 1-2; 1B	F7		6-3			5-3			4	0	1	0	0	0	2
Jerry Morales, R (1, 9) OBP: 0.323, SLG: 0.397	FC6-4, BB, 1B; 1B; 1-2f; 2-3		P9		6-3			4-3		4	1	0	0	0	0	2
Larry Biittner, L (1, 7) OBP: 0.272, SLG: 0.309	BB; 1-2; 1B; 1B; 3-H		2B		3-1			F8		4	0	2	1	0	0	0
Manny Trillo, R (1, 4) OBP: 0.300, SLG: 0.308	B, B, B; 1B; 1-2; 2-3; BB		6-3		P4			F8		3	0	0	0	1	0	1
Steve Swisher, R (1, 2) OBP: 0.275, SLG: 0.326	1-2; 2-H; 3-H; 1B		B, B, B; BB		S, S, S; K					2	0	1	1	1	1	0
Mick Kelleher, R (1, 6) OBP: 0.261, SLG: 0.260		F6	L1				P9			3	0	0	0	0	0	2
Bill Bonham, R (1, 1) OBP: 0.224, SLG: 0.262 Bruce Sutter, R (9, 1)		2B	S, S, S; K				L6			3 0	0 0	1 0	0 0	0 0	1 0	0 0
Inning Stats	R: 2 E: 0 K: 0 S: 6 H: 4 LOB: 2 BB: 1 P: 10	R: 0 E: 0 K: 1 S: 7 H: 1 LOB: 2 BB: 0 P: 7	R: 0 E: 0 K: 0 S: 4 H: 1 LOB: 2 BB: 1 P: 8	R: 1 E: 0 K: 1 S: 6 H: 1 LOB: 0 BB: 0 P: 6	R: 0 E: 0 K: 0 S: 3 H: 0 LOB: 0 BB: 0 P: 3		R: 0 E: 0 K: 0 S: 3 H: 0 LOB: 0 BB: 0 P: 3	R: 0 E: 0 K: 0 S: 3 H: 0 LOB: 0 BB: 0 P: 3	R: 0 E: 0 K: 1 S: 5 H: 0 LOB: 0 BB: 0 P: 5		1B: 4 2B: 2 3B: 0 HR: 1	SF: 0 SAC: 0 DP: 0 HBP: 0					

PITCHER		IP	WLS	BF	H	R	ER	SO	BB	IBB	HBP	BLK	WP	HR	S	P	ERA	WHIP
Don Stanhouse, R ERA: 3.77	(1, 1)	4.0	L	21	7	3	3	2	2	0	0	0	0	1	23	31	6.75	2.250
Chip Lang, R ERA: 4.09	(5, 1)	3.0		9	0	0	0	1	0	0	0	0	0	0	11	11	0.00	0.000
Joe Kerrigan, R ERA: 3.81	(8, 1)	1.0		3	0	0	0	0	0	0	0	0	0	0	3	3	0.00	0.000

PITCHER	IP	WLS	BF	H	R	ER	SO	BB	IBB	HBP	BLK	WP	HR	S	P	ERA	WHIP

BOTTOM

Montreal Expos @ Chicago Cubs

Wrigley Field, Chicago, IL

Fri Oct 01 1976, 3:33 AM CDT

Att. 2,005 - Unknown - 74 F

livebaseballscorecards.com

AB	31
R	3
H	7
RBI	3
BB	2
SO	3
LOB	10

WP: 0 PB: 0 SB: 0 CS: 0 PA: 33

Batter	1	2	3	4	5	6	7	8	9	AB	R	H	RBI	BB	SO	LOB
Del Unser, L (1, 7) OBP: 0.271, SLG: 0.357	B S B X 2-1 G4-6-3 1B		B S X 1-1 ① 2-3		B S B X 2-1 ② F8		B X 1-0 ③ F8			4	0	1	0	0	0	1
Tim Foli, R (1, 6) OBP: 0.281, SLG: 0.366	S X 0-1 ① ② G4-6-3 1-2f		X 0-0 S 1B		S S X 0-2 ③ 5-3			S X 0-1 ① G3		3	0	1	0	0	0	1
Wayne Garrett, L (5, 4) OBP: 0.355, SLG: 0.309										1	0	0	0	0	0	0
Andre Dawson, R (1, 8) OBP: 0.291, SLG: 0.321	B S S X 1-2 ③ F8		S S B X 1-2 ② P4 1-2			S B S B X 2-2 ① 4-3		S B S X 1-2 ② 4-3		4	0	0	0	0	0	1
Ellis Valentine, R (1, 9) OBP: 0.337, SLG: 0.409		S X 0-1 ① 6-3	B B S X 2-1 ③ F9			S S X 0-2 ② F4		S S B C 1-3 ③ K		4	0	0	0	0	1	1
Mike Jorgensen, L (1, 3) OBP: 0.350, SLG: 0.345		S X 0-1 ② F7		S B B S F B F C 3-3 ① K		X 0-0 PO 1B 1B			S X 0-1 ① 4-3	4	0	1	0	0	1	0
Larry Parrish, R (1, 5) OBP: 0.287, SLG: 0.365		S S B X 1-2 HR		B X 1-0 ② 5-3		X 0-0 1-2 1B			S X 0-1 ② 4-3	4	1	2	1	0	0	0
Barry Foote, R (1, 2) OBP: 0.272, SLG: 0.340		B X 1-0 1B 1B		S B B B S B 4-2 BB		B S S S B B 2 SAFE 3-2 ③ PO 2-3	B S S S 1-3 ① K		X 0-0 ③ F2	1	0	1	0	1	0	0
Earl Williams, R (6, PH) OBP: 0.286, SLG: 0.400 (6, 2)										2	0	0	0	0	1	0
Pepe Frias, R (1, 4) OBP: 0.272, SLG: 0.294 (5, 6)		X 0-0 1-2 1B		B S S F S 1-3 ③ K			B S X 1-1 1B			3	0	2	0	0	1	1
Dan Warthen, S (1, 1)		B X 1-0 ③ F8			S S S 0-3 ① K		1 SAFE 1 SAFE S S F X 0-2 ② F8			2	0	0	0	0	1	2
Warren Cromartie, L (7, PH) OBP: 0.222, SLG: 0.225										1	0	0	0	0	0	1
Steve Dunning, R (7, 1) OBP: 0.235, SLG: 0.133										0	0	0	0	0	0	0
Inning Stats	R: 0 E: 0 K: 0 S: 7 H: 1 LOB: 0 BB: 0 P: 10	R: 1 E: 0 K: 0 S: 10 H: 3 LOB: 2 BB: 0 P: 13	R: 0 E: 0 K: 0 S: 8 H: 1 LOB: 1 BB: 0 P: 12	R: 0 E: 0 K: 2 S: 12 H: 0 LOB: 1 BB: 1 P: 21	R: 0 E: 0 K: 1 S: 8 H: 0 LOB: 0 BB: 0 P: 10	R: 0 E: 0 K: 0 S: 10 H: 2 LOB: 1 BB: 0 P: 15	R: 0 E: 0 K: 1 S: 10 H: 1 LOB: 1 BB: 0 P: 13	R: 0 E: 0 K: 1 S: 8 H: 0 LOB: 0 BB: 0 P: 10	R: 0 E: 0 K: 0 S: 5 H: 0 LOB: 0 BB: 0 P: 5	1B: 7 2B: 0 3B: 0 HR: 1 SF: 0 SAC: 0 DP: 1 HBP: 0							

PITCHER		IP	WLS	BF	H	R	ER	SO	BB	IBB	HBP	BLK	WP	HR	S	P	ERA	WHIP
Ray Burris, R ERA: 3.11	(1, 1)	9.0	W	34	8	1	1	5	1	0	0	0	0	1	78	109	1.00	1.000

PITCHER	IP	WLS	BF	H	R	ER	SO	BB	IBB	HBP	BLK	WP	HR	S	P	ERA	WHIP

TOP

Montreal Expos @ Chicago Cubs

Wrigley Field, Chicago, IL

Sat Oct 02 1976, 3:33 AM CDT

Att. 6,532 - Sunny - 63 F

livebaseballscorecards.com

AB	33
R	1
H	8
RBI	1
BB	1
SO	5
LOB	8

PA: 35

WP: 0 PB: 0 SB: 1 CS: 0

Montreal Expos @ Chicago Cubs

Wrigley Field, Chicago, IL

Sat Oct 02 1976, 3:33 AM CDT

Att. 6,532 - Sunny - 63 F

BOTTOM

livebaseballscorecards.com

Batter	1	2	3	4	5	6	7	8	9	AB	R	H	RBI	BB	SO	LOB
Rick Monday, L (1, 3) OBP: 0.347, SLG: 0.510	4-2 SH3-4 BB		2-1 SF7 ② 3-H			2-2 SH1-4 6-3 2B	4-0 WP IBB			1	1	1	1	2	0	0
Joe Wallis, S (1, 8) OBP: 0.315, SLG: 0.350	0-1 SH3-4 ① 1-2		2-2 6-3 ③			0-0 SH1-4 ① 2-3	1-1 4-3 ③ 1-2 3-H			2	0	0	0	0	0	1
Bill Madlock, R (1, 5) OBP: 0.408, SLG: 0.496	0-2 F7 ②			2-2 6-3 ①		2-2 6-3 ② 3-H		4-0 CS BB		3	0	0	1	1	0	1
Jerry Morales, R (1, 9) OBP: 0.322, SLG: 0.395	0-1 4-3 ③			1-2 L7 ②		4-0 S BB		1-3 K ① ② 1-2		3	0	0	0	1	1	2
Manny Trillo, R (1, 4) OBP: 0.301, SLG: 0.308		1-0 6-3 ①		2-2 6-3 ③		4-2 1-2 BB		1-2 WP PB 1B		3	0	1	0	1	0	0
George Mitterwald, R (1, 2) OBP: 0.247, SLG: 0.284		2-2 F2 ②			4-2 G3-6-3 BB	1-0 P9 ③		1-3 K ③ 1-3		3	0	0	0	1	1	3
Larry Biittner, L (1, 7) OBP: 0.273, SLG: 0.309		1-0 G3 ③			0-0 G3-6-3 ① ② 1-2f		3-2 4-3 1-3 WP 1B			3	1	1	0	0	0	1
Mick Kelleher, R (1, 6) OBP: 0.264, SLG: 0.269			1-2 SF7 3B		1-0 1B		1-0 1-3 ① 1-2			3	1	2	0	0	0	1
Ray Burris, R (1, 1) OBP: 0.120, SLG: 0.111			1-3 K ①		1-3 K ③		0-2 4-3 ② 2-3			3	0	0	0	0	2	3
Inning Stats	R: 0 H: 0 E: 0 LOB: 1 K: 0 BB: 1 S: 9 P: 13	R: 0 H: 0 E: 0 LOB: 0 K: 0 BB: 0 S: 6 P: 10	R: 1 H: 1 E: 0 LOB: 0 K: 1 BB: 0 S: 12 P: 18	R: 0 H: 0 E: 0 LOB: 0 K: 0 BB: 0 S: 9 P: 14	R: 0 H: 1 E: 0 LOB: 1 K: 1 BB: 1 S: 9 P: 15	R: 1 H: 1 E: 0 LOB: 2 K: 0 BB: 2 S: 11 P: 24	R: 1 H: 1 E: 0 LOB: 1 K: 0 BB: 1 S: 11 P: 20	R: 0 H: 1 E: 0 LOB: 1 K: 2 BB: 1 S: 11 P: 18		1B: 3 SF: 1 2B: 1 SAC: 2 3B: 1 DP: 1 HR: 0 HBP: 0						

	AB	24
	R	3
	H	5
	RBI	2
	BB	6
	SO	4
	LOB	12

WP: 2 PA: 33
PB: 1
SB: 1
CS: 1

PITCHER		IP	WLS	BF	H	R	ER	SO	BB	IBB	HBP	BLK	WP	HR	S	P	ERA	WHIP
Dan Warthen, L ERA: 5.3	(1, 1)	6.0	L	24	3	2	2	2	4	0	0	0	0	0	56	94	3.00	1.167
Steve Dunning, R ERA: 4.35	(7, 1)	2.0		9	2	1	1	2	1	1	0	0	2	0	22	38	4.50	1.500

PITCHER	IP	WLS	BF	H	R	ER	SO	BB	IBB	HBP	BLK	WP	HR	S	P	ERA	WHIP

Batter	1	2	3	4	5	6	7	8	9	AB	R	H	RBI	BB	SO	LOB
Del Unser, L (1, 7) OBP: 0.269, SLG: 0.355	4-3		5-3		SF8-4-3 1-2 3-H			FC3-6 1B 1B 1-2f		3	0	0	1	0	0	1
Wayne Garrett, L (1, 4) OBP: 0.356, SLG: 0.311	4-3			G3		FC5-4 1B		1B 1-2 1B		4	0	2	0	0	0	0
Andre Dawson, R (1, 8) OBP: 0.278, SLG: 0.306	F9			P4		FC5-4 FC3-6 1-2f		K		4	0	0	0	0	1	3
Ellis Valentine, R (1, 9) OBP: 0.339, SLG: 0.410		5-3		1B 1B		FC3-6 1-2f		FC4-6 1-2 2-3 1B		4	0	2	0	0	0	1
Mike Jorgensen, L (1, 3) OBP: 0.349, SLG: 0.344		G3		FC6-4 1-3 1B		L9		FC4-6 1-2f		4	0	1	0	0	0	4
Larry Parrish, R (1, 5) OBP: 0.285, SLG: 0.363		6-3		FC6-4 1-2f			6-3		1-3	4	0	0	0	0	0	2
Earl Williams, R (1, 2) OBP: 0.286, SLG: 0.406			HR		K		F8		K	4	1	1	1	0	2	0
Pepe Frias, R (1, 6) OBP: 0.271, SLG: 0.292			K		E SF8-4-3 1B		K		4-3	4	1	1	0	0	2	0
Woodie Fryman, R (1, 1) OBP: 0.123, SLG: 0.125 Chip Lang, R (3, 1) OBP: 0.167, SLG: 0.167 Bill Atkinson, L (4, 1) Warren Cromartie, L (5, PH) OBP: 0.220, SLG: 0.222 Dale Murray, R (5, 1) Chuck Taylor, R (6, 1) Roger Freed, R (8, PH) OBP: 0.200, SLG: 0.267 Don Carrithers, R (8, 1) OBP: 0.108, SLG: 0.162			K		E1 SF8-4-3 1-3			FC3-6 1B		1 0 0 1 0 0 0 1 0	0 0 0 0 0 0 0 0 0	0 0 0 0 0 0 0 1 0	0 0 0 0 0 0 0 0 0	1 0 0 0 0 0 0 0 0	0 0 0 0 0 0 0 0 0	0 0 0 1 0 0 0 0 0
Inning Stats	R: 0 E: 0 K: 0 S: 7 H: 0 LOB: 0 BB: 0 P: 9	R: 0 E: 0 K: 0 S: 4 H: 0 LOB: 0 BB: 0 P: 7	R: 1 E: 0 K: 2 S: 10 H: 1 LOB: 0 BB: 0 P: 12	R: 0 E: 0 K: 0 S: 10 H: 2 LOB: 2 BB: 0 P: 14	R: 1 E: 1 K: 1 S: 9 H: 1 LOB: 0 BB: 0 P: 12	R: 0 E: 0 K: 0 S: 9 H: 1 LOB: 1 BB: 0 P: 13	R: 0 E: 0 K: 1 S: 5 H: 0 LOB: 0 BB: 0 P: 5	R: 0 E: 0 K: 1 S: 14 H: 3 LOB: 3 BB: 0 P: 17	R: 0 E: 0 K: 1 S: 6 H: 0 LOB: 0 BB: 0 P: 10	1B: 7 2B: 1 3B: 0 HR: 1	SF: 1 SAC: 0 DP: 1 HBP: 0					

PITCHER	IP	WLS	BF	H	R	ER	SO	BB	IBB	HBP	BLK	WP	HR	S	P	ERA	WHIP
Rick Reuschel, R (1, 1) ERA: 3.46	9.0	W	35	8	2	1	6	0	0	0	0	0	1	74	99	1.00	0.889

PITCHER	IP	WLS	BF	H	R	ER	SO	BB	IBB	HBP	BLK	WP	HR	S	P	ERA	WHIP

TOP

Montreal Expos @ Chicago Cubs

Wrigley Field, Chicago, IL

Sun Oct 03 1976, 3:33 AM CDT

Att. 9,486 - Unknown - 68 F

livebaseballscorecards.com

AB	34
R	2
H	8
RBI	2
BB	0
SO	6
LOB	12

1B: 7	SF: 1	WP: 0	PA: 35
2B: 1	SAC: 0	PB: 0	
3B: 0	DP: 1	SB: 0	
HR: 1	HBP: 0	CS: 0	

Batter	1	2	3	4	5	6	7	8	9	AB	R	H	RBI	BB	SO	LOB
Rick Monday, L (1, 3) OBP: 0.346, SLG: 0.507	X 0-0 FC5-2 1B S 1B	B S B S X 2-2 L6 ③	B X 1-0 1-3 ③		S S F B X 1-2 6-3 ③		X 0-0 G4-6-3 ②③ 1-2f			5	0	1	0	0	0	4
Joe Wallis, S (1, 8) OBP: 0.322, SLG: 0.361	B S B S B B 4-2 FC5-2 1B 1-2 9-2 BB		X 0-0 1B 1B 1B 1B	X 0-0 1B 3B		X 0-0 1B 1B FC4-2 1B		X 0-0 F9 ①		4	2	3	0	1	0	0
Bill Madlock, R (1, 5) OBP: 0.412, SLG: 0.500 Rob Sperring, R (8, PH) OBP: 0.320, SLG: 0.290 (9, 5)	X 0-0 FC5-2 1-2 2-3 1B		S S B X 1-2 1B 1B SF7 1B 1-2	B S S F X 1-2 1B 3-H 1B		X 0-0 FC4-2 1B 1-2 1B 1B		X 0-0 1B 1B		4 1	2 0	4 1	1 0	0 0	0 0	0 0
Jerry Morales, R (1, 9) OBP: 0.323, SLG: 0.395	S X 0-1 FC5-2 ① 1-2 2-3 3-Hf		B B S B X 3-1 1B 1B SF8 1B 1-2 2-3	B B X 2-0 P4 ① 1B		S S B X 1-2 FC4-2 1B 1-2 2-3 1B		B X 1-0 F9 ②		5	2	2	0	0	0	5
Manny Trillo, R (1, 4) OBP: 0.304, SLG: 0.311	B B X 2-0 9-2 ②③ 3-Hf		X 0-0 1B 2B 1B 1-2 2-3 3-H	X 0-0 1B 1-2 1B		B X 1-0 FC4-2 ① 1B 1-2 2-3 3-Hf		B S B B B S X 3-2 1B 1-3		5	1	3	1	0	0	6
George Mitterwald, R (1, 2) OBP: 0.249, SLG: 0.287		S B S F X 1-2 3-1 1B	B S X 1-1 SF7 ① 3-H	B S S S 1-3 K ②		B S S S B F X 2-2 G6-3 1B 1-3 2-H 3-H		B B X 2-0 P4 ③		4	0	2	3	0	1	4
Larry Biittner, L (1, 7) OBP: 0.272, SLG: 0.308		X 0-0 3-1 ① 1-2	X 0-0 2B 1B 1-2 2-3	B S X 1-1 F7 ③		S S F X 0-2 G6-3 ②③ 1-2f				4	1	1	0	0	0	5
Mick Kelleher, R (1, 6) OBP: 0.264, SLG: 0.270		S B S B S 2-3 K ②	X 0-0 SF8 ② 3-H		S X 0-1 G3 ①		X 0-0 G4-6-3 1B			3	0	1	1	0	1	1
Rick Reuschel, R (1, 1) OBP: 0.289, SLG: 0.277		S S B F B B B 4-2 BB	S B X 1-1 1-H 2-H 2B		X 0-0 4-3 ②		S B S B S 2-3 K ①			3	0	1	2	1	1	1
Inning Stats	R: 0 E: 0 K: 0 S: 7 H: 2 LOB: 2 BB: 1 P: 13	R: 0 E: 0 K: 1 S: 14 H: 1 LOB: 2 BB: 1 P: 23	R: 5 E: 0 K: 0 S: 14 H: 6 LOB: 1 BB: 0 P: 21	R: 1 E: 0 K: 1 S: 12 H: 3 LOB: 2 BB: 0 P: 17	R: 0 E: 0 K: 0 S: 7 H: 0 LOB: 0 BB: 0 P: 8	R: 2 E: 0 K: 0 S: 14 H: 4 LOB: 1 BB: 0 P: 18	R: 0 E: 0 K: 1 S: 5 H: 1 LOB: 0 BB: 0 P: 7	R: 0 E: 0 K: 0 S: 7 H: 2 LOB: 2 BB: 0 P: 13		1B: 17 2B: 2 3B: 1 HR: 0	SF: 2 SAC: 0 DP: 3 HBP: 0			WP: 0 PB: 0 SB: 1 CS: 0	PA: 42	

PITCHER		IP	WLS	BF	H	R	ER	SO	BB	IBB	HBP	BLK	WP	HR	S	P	ERA	WHIP
Woodie Fryman, L ERA: 3.37	(1, 1)	2.2	L	18	9	5	5	1	2	0	0	0	0	0	34	55	16.88	4.125
Chip Lang, R ERA: 4.19	(3, 1)	0.2		5	3	1	1	0	0	0	0	0	0	0	8	12	13.50	4.500
Bill Atkinson, R ERA:	(4, 1)	0.2		2	0	0	0	1	0	0	0	0	0	0	5	7	0.00	0.000
Dale Murray, R ERA: 3.26	(5, 1)	1.1		8	4	2	2	0	0	0	0	0	0	0	17	22	13.50	3.000
Chuck Taylor, R ERA: 4.5	(6, 1)	1.2		4	1	0	0	1	0	0	0	0	0	0	9	11	0.00	0.600

PITCHER		IP	WLS	BF	H	R	ER	SO	BB	IBB	HBP	BLK	WP	HR	S	P	ERA	WHIP
Don Carrithers, R ERA: 4.43	(8, 1)	1.0		5	2	0	0	0	0	0	0	0	0	0	7	13	0.00	2.000

BOTTOM

Montreal Expos @ Chicago Cubs

Wrigley Field, Chicago, IL

Sun Oct 03 1976, 3:33 AM CDT

Att. 9,486 - Unknown - 68 F

livebaseballscorecards.com

AB	38
R	8
H	19
RBI	8
BB	2
SO	3
LOB	26