

Montreal Expos - 1976

Batter	1	2	3	4	5	6	7	8	9	AB	R	H	RBI	BB	SO	LOB	TOP				
Pepe Mangual, R (1, 8) OBP: 0.400, SLG: 0.500										0	1	0	0	0	0	0					
Larry Blittner, L (1, 7) OBP: 0.250, SLG: 0.250										4	1	1	0	0	1	2					
Mike Jorgensen, L (1, 3) OBP: 0.750, SLG: 1.000										4	0	3	1	0	1	1					
Larry Parrish, R (1, 5) OBP: 0.500, SLG: 0.500										4	0	2	1	0	1	2					
Barry Foote, R (1, 2)										4	0	0	0	0	1	4					
Gary Carter, R (1, 9) OBP: 0.250, SLG: 0.250										4	0	1	0	0	1	4					
Pete Mackanin, R (1, 4)										3	0	0	0	0	0	4					
Tim Foli, R (1, 6)										4	0	0	0	0	1	2					
Steve Rogers, R (1, 1)										2	0	0	0	0	1	2					
Jim Dwyer, L (7, PH)										1	0	0	0	0	1	0					
Fred Scherman, L (7, PH)										0	0	0	0	0	0	0					
Jose Morales, R (9, PH)										1	0	0	0	0	0	0					
Inning Stats	R: 0 E: 0 K: 3 S: 10	H: 1 LOB: 1 BB: 0 P: 10	R: 0 E: 0 K: 1 S: 6	H: 1 LOB: 2 BB: 0 P: 7	R: 1 E: 0 K: 0 S: 5	H: 2 LOB: 1 BB: 0 P: 5	R: 0 E: 0 K: 1 S: 5	H: 0 LOB: 1 BB: 1 P: 5	R: 0 E: 0 K: 0 S: 4	H: 1 LOB: 1 BB: 0 P: 4	R: 0 E: 0 K: 2 S: 7	H: 0 LOB: 0 BB: 0 P: 7	R: 1 E: 0 K: 1 S: 8	H: 3 LOB: 2 BB: 0 P: 8	R: 0 E: 0 K: 2 S: 7	H: 0 LOB: 0 BB: 0 P: 7	1B: 6 2B: 2 3B: 0 HR: 0	SF: 0 SAC: 0 DP: 1 HBP: 1	WP: 1 PB: 0 CS: 0	PA: 37	
PITCHER	IP	WLS	BF	H	R	ER	SO	BB	IBB	HBP	BLK	WP	HR	S	P	ERA	WHIP				
Tom Seaver, R (1, 1) ERA: 1.29	7.0	W	28	5	1	1	8	1	0	1	0	1	0	42	47	1.29	0.857				
Skip Lockwood, R (8, 1) ERA: 4.5	2.0	S	9	3	1	1	3	0	0	0	0	0	0	15	15	4.50	1.500				

Montreal Expos @ New York Mets
Shea Stadium, Flushing, NY
Fri Apr 09 1976, 3:33 AM EST
Att: 17,013 - Unknown

AB 31
R 2
H 7
RBI 2
BB 0
SO 8
LOB 21



Batter	1	2	3	4	5	6	7	8	9	AB	R	H	RBI	BB	SO	LOB	BOTTOM				
Wayne Garrett, L (1, 5)										4	0	0	0	0	1	3					
Felix Millan, R (1, 4)										3	0	0	0	0	0	4					
Ed Kranepool, L (1, 3)										3	0	0	0	1	1	0					
Dave Kingman, R (1, 9)										4	0	0	0	0	3	2					
John Milner, L (1, 7)										4	0	0	0	0	2	2					
Bruce Boisclair, L (9, 7)										0	0	0	0	0	0	0					
Del Unser, L (1, 8) OBP: 0.500, SLG: 1.000										4	2	2	0	0	0	0					
Jerry Grote, R (1, 2) OBP: 0.667, SLG: 0.500										2	1	1	1	1	0	1					
Bud Harrelson, S (1, 6) OBP: 0.333, SLG: 0.667										3	0	1	2	0	0	2					
Tom Seaver, R (1, 1)										2	0	0	0	1	1	2					
Skip Lockwood, R (8, 1)										0	0	0	0	0	0	0					
Inning Stats	R: 0 E: 0 K: 1 S: 5	H: 0 LOB: 2 BB: 1 P: 10	R: 1 E: 1 K: 0 S: 5	H: 2 LOB: 1 BB: 1 P: 9	R: 0 E: 0 K: 2 S: 7	H: 0 LOB: 0 BB: 0 P: 7	R: 2 E: 1 K: 0 S: 5	H: 1 LOB: 1 BB: 1 P: 9	R: 0 E: 0 K: 2 S: 7	H: 1 LOB: 1 BB: 0 P: 6	R: 0 E: 0 K: 0 S: 3	H: 0 LOB: 0 BB: 0 P: 3	R: 0 E: 0 K: 2 S: 7	H: 0 LOB: 0 BB: 0 P: 7	1B: 2 2B: 2 3B: 1 HR: 0	SF: 0 SAC: 0 DP: 1 HBP: 1	WP: 0 PB: 0 CS: 0	PA: 33			
PITCHER	IP	WLS	BF	H	R	ER	SO	BB	IBB	HBP	BLK	WP	HR	S	P	ERA	WHIP				
Steve Rogers, R (1, 1) ERA: 3.0	6.0	L	27	4	3	2	6	3	0	1	0	0	0	35	48	3.00	1.167				
Fred Scherman, L (7, 1) ERA:	2.0		6	0	0	0	2	0	0	0	0	0	0	10	10	0.00	0.000				

Montreal Expos @ New York Mets
Shea Stadium, Flushing, NY
Fri Apr 09 1976, 3:33 AM EST
Att: 17,013 - Unknown

AB 29
R 3
H 4
RBI 3
BB 3
SO 8
LOB 16



Batter	1	2	3	4	5	6	7	8	9	AB	R	H	RBI	BB	SO	LOB	TOP								
Dave Cash, R OBP: 0.313, SLG: 0.333 (1, 4)	1-3			SH E 1B	F8	G3		1-3 2-H 2B		5	1	2	1	0	0	1	Philadelphia Phillies @ Montreal Expos Jarry Park, Montreal, QB Wed Apr 14 1976, 3:33 AM EST Att: 21,199 - Unknown								
Larry Bowa, S OBP: 0.333, SLG: 0.286 (1, 6)	6-3			SH E SF8 1B		E6 1B FC1 1B	4-3	6-3		4	2	1	0	0	0	2									
Mike Schmidt, R OBP: 0.250, SLG: 0.357 (1, 5)	F9			K		E FC1 1B 2-3	K		K	5	1	1	0	0	3	2									
Greg Luzinski, R OBP: 0.667, SLG: 0.667 Jerry Martin, R OBP: 0.667, SLG: 0.500 (7, PR) (7, 7)	G6-4-3 1B			E5 1B 1-3 3-H		F2		5-3-6 BB		3	0	1	1	1	0	3									
Dick Allen, R OBP: 0.154, SLG: 0.091 (1, 3)	G6-4-3 1-2			SF8 3-H		FC1 1B		F9	5-3-6	4	1	0	2	0	0	4									
Jay Johnstone, L OBP: 0.394, SLG: 0.400 (1, 9)	L3			1B 1-2		1B 4-0 IBB		4-3		3	1	1	0	1	0	0									
Garry Maddox, R OBP: 0.395, SLG: 0.333 (1, 8)			P6	P6		1B 1-3 2-H 3-H		1B 2B BB		3	2	1	2	1	0	2									
Bob Boone, R OBP: 0.222, SLG: 0.222 (1, 2)			F3		4-3	4-3 1B 2-H 3-H		F7		4	0	1	2	0	0	1									
Jim Lonborg, R OBP: 0.250, SLG: 0.250 (1, 1)			P4		K	4-3 1B 1-2		2B 1B 1-2		4	0	1	0	0	1	1									
Inning Stats	R: 0 E: 0 K: 0 S: 3	H: 0 LOB: 0 BB: 0 P: 3	R: 0 E: 0 K: 0 S: 3	H: 1 LOB: 0 BB: 0 P: 3	R: 0 E: 0 K: 0 S: 3	H: 0 LOB: 0 BB: 0 P: 3	R: 2 E: 2 K: 1 S: 9	H: 2 LOB: 2 BB: 0 P: 9	R: 0 E: 0 K: 1 S: 5	H: 0 LOB: 0 BB: 0 P: 5	R: 5 E: 2 K: 0 S: 8	H: 4 LOB: 1 BB: 1 P: 12	R: 0 E: 0 K: 1 S: 5	H: 0 LOB: 1 BB: 1 P: 9	R: 1 E: 0 K: 0 S: 5	H: 2 LOB: 2 BB: 1 P: 9	R: 0 E: 0 K: 1 S: 4	H: 0 LOB: 0 BB: 1 P: 8	1B: 8 2B: 2 3B: 0 HR: 0	SF: 1 SAC: 1 DP: 2 HBP: 0	WP: 0 PB: 0 SB: 0 CS: 0	PA: 41			
PITCHER	IP	WLS	BF	H	R	ER	SO	BB	IBB	HBP	BLK	WP	HR	S	P	ERA	WHIP								
Steve Rogers, R ERA: 4.76 (1, 1)	5.1	L	26	7	7	4	2	0	1	0	0	0	0	29	33	6.75	1.312								
Wayne Granger, R ERA: 5.4 (6, 1)	1.2		6	0	0	0	1	1	0	0	0	0	0	7	11	0.00	0.600								
Don Stanhouse, R ERA: 4.5 (8, 1)	2.0		9	2	1	1	1	2	0	0	0	0	0	9	17	4.50	2.000								

Batter	1	2	3	4	5	6	7	8	9	AB	R	H	RBI	BB	SO	LOB	BOTTOM								
Jerry White, S OBP: 0.556, SLG: 0.625 (1, 8)	K2-5-3 2B		G3			K	4-3			4	0	1	0	0	1	1	Philadelphia Phillies @ Montreal Expos Jarry Park, Montreal, QB Wed Apr 14 1976, 3:33 AM EST Att: 21,199 - Unknown								
Pete Mackanin, R OBP: 0.200, SLG: 0.143 (1, 4)	K2-5-3 2-3			F9		BB 1B		F8		4	1	1	0	0	1	1									
Mike Jorgensen, L OBP: 0.353, SLG: 0.333 (1, 3)	4-0 BB			1-3		1B 1-2 BB		G6-4-3 1B		2	0	1	0	2	0	0									
Gary Carter, R OBP: 0.294, SLG: 0.353 (1, 2)	F4			1B		F9		G6-4-3 1-2		4	0	1	0	0	0	4									
Larry Parrish, R OBP: 0.188, SLG: 0.188 (1, 5)		5-3		F8		1-2 2-H 1B		E8 WP 6-3		4	1	1	1	0	0	1									
Nate Colbert, R OBP: 0.250, SLG: 0.625 (1, 7)		K2-3			F8	F8		K		4	0	0	0	0	2	3									
Tim Foli, R OBP: 0.214, SLG: 0.286 (1, 6)		6-3				2B		F9		4	0	1	1	0	0	0									
Bombo Rivera, R OBP: 0.500, SLG: 0.667 (1, 9)			6-3			K		F5		3	0	0	0	1	1	1									
Steve Rogers, R (1, 1)						1-3				2	0	0	0	0	1	1									
Wayne Granger, R (6, 1)										0	0	0	0	0	0	0									
Jim Dwyer, L (7, PH)										1	0	0	0	0	0	1									
Don Stanhouse, R (8, 1)										0	0	0	0	0	0	0									
Inning Stats	R: 0 E: 0 K: 1 S: 5	H: 1 LOB: 1 BB: 1 P: 9	R: 0 E: 0 K: 1 S: 5	H: 0 LOB: 0 BB: 0 P: 5	R: 0 E: 0 K: 1 S: 5	H: 0 LOB: 0 BB: 0 P: 5	R: 0 E: 0 K: 0 S: 4	H: 1 LOB: 1 BB: 0 P: 4	R: 0 E: 0 K: 1 S: 6	H: 1 LOB: 1 BB: 0 P: 6	R: 1 E: 0 K: 1 S: 7	H: 2 LOB: 2 BB: 1 P: 11	R: 0 E: 0 K: 0 S: 3	H: 0 LOB: 1 BB: 1 P: 7	R: 0 E: 0 K: 0 S: 3	H: 1 LOB: 0 BB: 0 P: 3	R: 1 E: 1 K: 1 S: 6	H: 0 LOB: 0 BB: 0 P: 6	1B: 4 2B: 3 3B: 0 HR: 0	SF: 0 SAC: 0 DP: 2 HBP: 0	WP: 1 PB: 0 SB: 0 CS: 0	PA: 35			
PITCHER	IP	WLS	BF	H	R	ER	SO	BB	IBB	HBP	BLK	WP	HR	S	P	ERA	WHIP								
Jim Lonborg, R ERA: 1.0 (1, 1)	9.0	W	35	6	2	1	6	3	0	0	0	1	0	44	56	1.00	1.000								



Batter	1	2	3	4	5	6	7	8	9	AB	R	H	RBI	BB	SO	LOB	TOP					
Dave Cash, R OBP: 0.286, SLG: 0.300 (1, 4)	5-3		1B			F8		6-3		5	0	1	0	0	0	2	Philadelphia Phillies @ Montreal Expos Jarry Park, Montreal, QB Thu Apr 15 1976, 3:33 AM EST Att: 6,375 - Unknown					
Larry Bowa, S OBP: 0.450, SLG: 0.412 (1, 6)	L7-4		1B					F8		3	2	2	0	2	0	0						
Mike Schmidt, R OBP: 0.286, SLG: 0.333 (1, 5)	HBP		K							4	1	1	0	0	3	3						
Greg Luzinski, R OBP: 0.529, SLG: 0.714 (1, 7)	L7-4									5	1	1	2	0	1	4						
Dick Allen, R OBP: 0.278, SLG: 0.267 (1, 3)										4	1	3	1	0	0	0						
Ollie Brown, R OBP: 0.400, SLG: 0.750 Jay Johnstone, L OBP: 0.462, SLG: 0.583 (7, PH) (7, 9)	9-3									3	0	2	0	0	0	1						
Garry Maddox, R OBP: 0.389, SLG: 0.308 (1, 8)	6-3									2	0	2	1	0	0	0						
Bob Boone, R OBP: 0.154, SLG: 0.167 (1, 2)			F8							3	0	0	1	0	0	4						
Jim Kaat, L Ron Reed, R Jerry Martin, R Gene Garber, R Bobby Tolan, L Tug McGraw, R (1, 1) (4, 1) (6, PH) (6, 1) (8, PH) (8, 1)			B2							2	0	0	0	0	0	2						
Inning Stats	R: 0 E: 0 K: 0 S: 3	H: 1 LOB: 1 BB: 0 P: 4	R: 0 E: 0 K: 0 S: 3	H: 1 LOB: 0 BB: 0 P: 3	R: 0 E: 0 K: 1 S: 7	H: 2 LOB: 2 BB: 0 P: 7	R: 1 E: 0 K: 1 S: 8	H: 3 LOB: 2 BB: 0 P: 8	R: 2 E: 0 K: 1 S: 6	H: 1 LOB: 0 BB: 1 P: 10	R: 0 E: 0 K: 0 S: 4	H: 1 LOB: 2 BB: 1 P: 8	R: 2 E: 0 K: 0 S: 5	H: 2 LOB: 2 BB: 2 P: 13	R: 0 E: 0 K: 2 S: 3	H: 0 LOB: 0 BB: 0 P: 3		R: 0 E: 0 K: 2 S: 9	H: 2 LOB: 2 BB: 0 P: 9	1B: 9 2B: 5 3B: 0 HR: 1	SF: 2 SAC: 0 DP: 3 HBP: 1	WP: 0 PB: 0 SB: 0 CS: 0
PITCHER	IP	WLS	BF	H	R	ER	SO	BB	IBB	HBP	BLK	WP	HR	S	P	ERA	WHIP					
Woodie Fryman, L ERA: 2.84 Dale Murray, R ERA: 3.39 Wayne Granger, R ERA: 3.0	(1, 1) (6, 1) (7, 1)	5.2 0.2 2.2	W 6 S	27 2 10	9 2 0	3 2 0	3 0 2	2 1 0	0 0 1	0 0 0	0 0 0	0 0 0	1 0 0	0 5 13	39 9 17	4.76 13.50 0.00	1.941 4.500 0.750					

AB	36
R	5
H	13
RBI	5
BB	4
SO	5
LOB	19



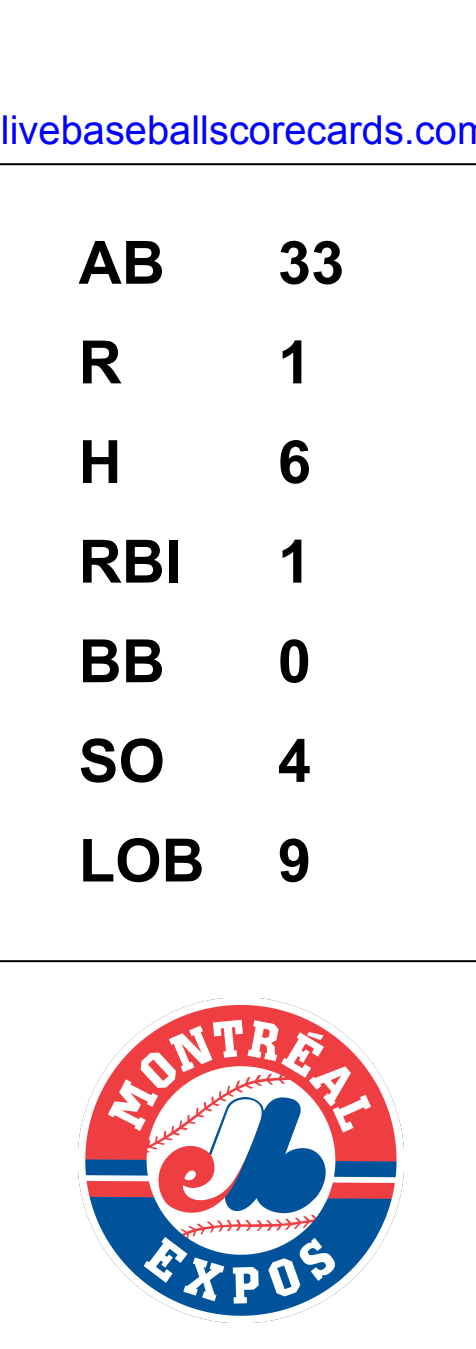
Batter	1	2	3	4	5	6	7	8	9	AB	R	H	RBI	BB	SO	LOB	BOTTOM				
Jerry White, S OBP: 0.538, SLG: 0.545 (1, 8)	5-3		L9							3	1	1	0	1	0	0	Philadelphia Phillies @ Montreal Expos Jarry Park, Montreal, QB Thu Apr 15 1976, 3:33 AM EST Att: 6,375 - Unknown				
Mike Jorgensen, L OBP: 0.381, SLG: 0.500 (1, 3)	K									3	2	1	2	1	1	2					
Larry Parrish, R OBP: 0.250, SLG: 0.211 (1, 5)										3	1	1	0	1	0	0					
Gary Carter, R OBP: 0.333, SLG: 0.381 (1, 2)	F8									4	1	2	1	0	0	1					
Nate Colbert, R OBP: 0.300, SLG: 0.600 Jim Dwyer, L (4, PR) (5, 7)	F8									2	0	1	1	0	0	0					
Pete Mackanin, R OBP: 0.211, SLG: 0.222 Pepe Frias, R (8, 4)	K									2	1	0	0	0	1	2					
Tim Foli, R OBP: 0.222, SLG: 0.333 (1, 6)	5-3									4	1	1	2	0	0	0					
Bombo Rivera, R OBP: 0.417, SLG: 0.500 (1, 9)			4-3							4	0	1	1	0	2	0					
Woodie Fryman, R Dale Murray, R Wayne Granger, R (1, 1) (6, 1) (7, 1)										2	0	0	0	0	2	1					
Inning Stats	R: 0 E: 0 K: 1 S: 5	H: 0 LOB: 1 BB: 1 P: 9	R: 0 E: 0 K: 1 S: 5	H: 0 LOB: 0 BB: 0 P: 5	R: 0 E: 0 K: 1 S: 5	H: 0 LOB: 0 BB: 0 P: 5	R: 6 E: 0 K: 1 S: 10	H: 6 LOB: 2 BB: 2 P: 18	R: 0 E: 0 K: 0 S: 4	H: 1 LOB: 1 BB: 0 P: 4	R: 0 E: 0 K: 1 S: 5	H: 0 LOB: 0 BB: 0 P: 5	R: 2 E: 1 K: 2 S: 10	H: 2 LOB: 1 BB: 0 P: 10	R: 0 E: 0 K: 2 S: 7	H: 0 LOB: 0 BB: 0 P: 7		1B: 6 2B: 2 3B: 0 HR: 1	SF: 0 SAC: 0 DP: 1 HBP: 0	WP: 0 PB: 1 SB: 1 CS: 0	PA: 36
PITCHER	IP	WLS	BF	H	R	ER	SO	BB	IBB	HBP	BLK	WP	HR	S	P	ERA	WHIP				
Jim Kaat, L Ron Reed, R Gene Garber, R Tug McGraw, L (1, 1) (4, 1) (6, 1) (8, 1)	3.0 2.0 2.0 1.0	L	15 9 9 3	4 3 2 0	6 0 2 0	6 0 2 0	3 1 3 2	0 0 0 0	0 0 0 0	0 0 0 0	0 0 0 0	0 0 1 0	0 10 15 7	19 14 15 7	2 14 15 7	18.00 0.00 9.00 0.00	2.000 2.000 1.000 0.000				

AB	33
R	8
H	9
RBI	8
BB	3
SO	9
LOB	8



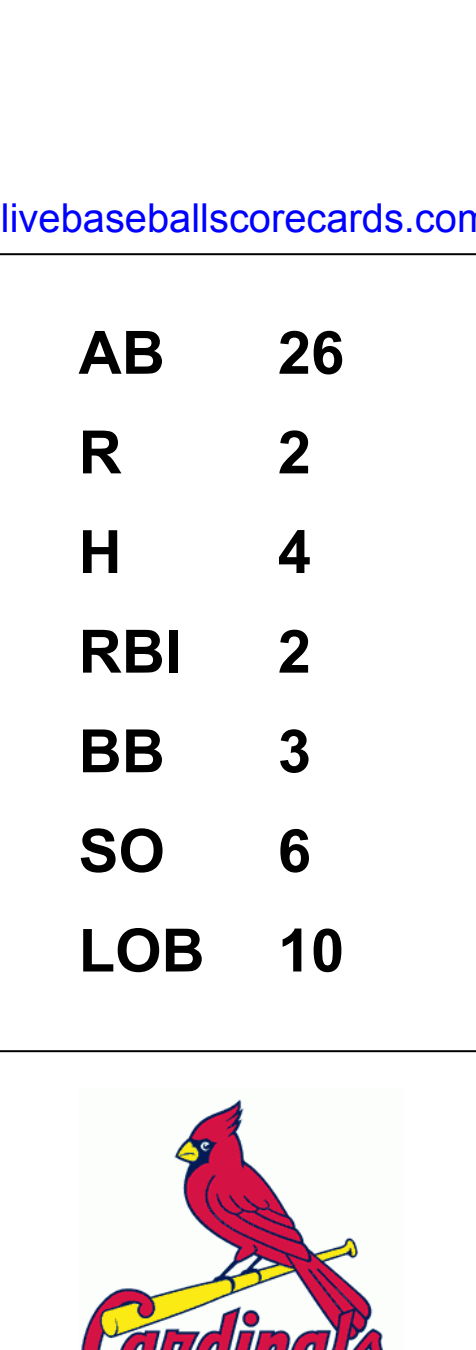
Batter	1	2	3	4	5	6	7	8	9	AB	R	H	RBI	BB	SO	LOB	TOP		
Larry Bittner, L (1.9) OBP: 0.167, SLG: 0.167	F9			F9			B2-3 2B 1B	F9		4	0	1	0	0	0	0			
Jerry White, S (1.8) OBP: 0.429, SLG: 0.389	4-3			F9			B2-3 1-2	4-3		4	0	0	0	0	0	1			
Mike Jorgensen, L (1.3) OBP: 0.345, SLG: 0.577	K			3-1			E 2H 2B	HR		4	1	2	1	0	1	0			
Gary Carter, R (1.2) OBP: 0.276, SLG: 0.310		1-3			F3		E5 2-3	1B 1B		4	0	1	0	0	0	1			
Larry Parrish, R (1.5) OBP: 0.214, SLG: 0.185		F2			6-3		K	1-2 1B		4	0	1	0	0	1	2			
Jim Dwyer, L (1.7) OBP: 0.167, SLG: 0.333 Bombo Rivera, R (9, PH) OBP: 0.385, SLG: 0.455		F7			G3			1-3 FC6-4 1B		3	0	1	0	0	0	0			
Tim Foli, R (1.6) OBP: 0.208, SLG: 0.417 Barry Foote, R (8, PH) Dale Murray, R (8.1)			K		5-3			F3		2	0	0	0	0	1	0	AB 33 R 1 H 6 RBI 1 BB 0 SO 4 LOB 9		
Pete Mackanin, R (1.4) OBP: 0.154, SLG: 0.160			F8		K			FC6-4 1-2		3	0	0	0	0	1	1			
Dan Warthen, S (1.1) Pepe Mangual, R (6, PH) Don Carrithers, R (6.1) Jose Morales, R (8, PH) Pepe Frias, R (8.6)			6-3		6-3			F7		1	0	0	0	0	0	0			
Inning Stats	R: 0 E: 0 K: 1 S: 5	H: 0 LOB: 0 BB: 0 P: 5	R: 0 E: 0 K: 0 S: 3	H: 0 LOB: 0 BB: 0 P: 3	R: 0 E: 0 K: 1 S: 5	H: 0 LOB: 0 BB: 0 P: 5	R: 0 E: 0 K: 0 S: 3	H: 0 LOB: 0 BB: 0 P: 3	R: 0 E: 0 K: 1 S: 5	H: 0 LOB: 0 BB: 0 P: 5	R: 0 E: 1 K: 1 S: 7	H: 2 LOB: 2 BB: 0 P: 7	R: 0 E: 0 K: 0 S: 4	H: 1 LOB: 1 BB: 0 P: 4	R: 1 E: 0 K: 0 S: 6	H: 3 LOB: 2 BB: 0 P: 6	1B: 4 2B: 1 3B: 0 HR: 1	SF: 0 SAC: 0 DP: 0 HBP: 0	WP: 0 PA: 33 PB: 0 SB: 0 CS: 0
PITCHER	IP WLS BF H R ER SO BB IBB HBP BLK WP HR S P ERA WHIP																		
John Denny, R (1.1) ERA: 2.13	8.2 W 32 6 1 1 4 0 0 0 0 0 1 40 40 1.04 0.692																		
Mike Wallace, L (9.1) ERA: 4.5	0.1 S 1 0 0 0 0 0 0 0 0 0 0 0 1 1 0.00 0.000																		

Montreal Expos @ St. Louis Cardinals
 Busch Stadium, St. Louis, MO
 Sun Apr 18 1976, 3:33 AM CST
 Att: 7,121 - Unknown



Batter	1	2	3	4	5	6	7	8	9	AB	R	H	RBI	BB	SO	LOB	BOTTOM		
Lou Brock, L (1.7) OBP: 0.227, SLG: 0.238 Luis Melendez, R (9.7)	F8		6-3		G4-6-3 1-2			FC5-4 FC6-4 1-2		4	0	0	0	0	0	3			
Don Kessinger, S (1.6) OBP: 0.265, SLG: 0.182	F8			1B 1B		L6		FC6-4 1-2		4	1	1	0	0	0	1			
Bake McBride, L (1.8) OBP: 0.433, SLG: 0.393	K			1B FC5-4 1B		G3				3	1	1	0	0	1	0			
Ted Simmons, S (1.2) OBP: 0.321, SLG: 0.333		G5-4-3 BB		FC5-4 1B		K				2	0	1	1	1	1	0			
Reggie Smith, S (1.9) OBP: 0.185, SLG: 0.280		G5-4-3 1-2		FC5-4 1-2 3H		4-3				3	0	0	1	0	0	2			
Hector Cruz, R (1.5) OBP: 0.259, SLG: 0.385		5-3		F9		K				3	0	0	0	0	1	1			
Keith Hernandez, L (1.3) OBP: 0.333, SLG: 0.348			E S BB	K		4-3				2	0	0	0	1	1	1	AB 26 R 2 H 4 RBI 2 BB 3 SO 6 LOB 10		
Vic Harris, S (1.4) OBP: 0.273, SLG: 0.238			5-3		K			F8		3	0	0	0	0	1	1			
John Denny, R (1.1) OBP: 0.500, SLG: 0.333 Mike Wallace, L (9.1)			K		G4-6-3 BB			FC5-4 1B		2	0	1	0	1	1	0			
Inning Stats	R: 0 E: 0 K: 1 S: 5	H: 0 LOB: 0 BB: 0 P: 5	R: 0 E: 0 K: 0 S: 2	H: 0 LOB: 1 BB: 1 P: 6	R: 0 E: 0 K: 1 S: 5	H: 0 LOB: 1 BB: 1 P: 9	R: 2 E: 0 K: 1 S: 8	H: 3 LOB: 1 BB: 0 P: 8	R: 0 E: 0 K: 1 S: 4	H: 0 LOB: 0 BB: 1 P: 8	R: 0 E: 0 K: 1 S: 5	H: 0 LOB: 0 BB: 0 P: 5	R: 0 E: 0 K: 1 S: 5	H: 0 LOB: 0 BB: 0 P: 5	R: 0 E: 0 K: 0 S: 4	H: 1 LOB: 1 BB: 0 P: 4	1B: 4 2B: 0 3B: 0 HR: 0	SF: 0 SAC: 0 DP: 2 HBP: 0	WP: 0 PA: 29 PB: 0 SB: 1 CS: 0
PITCHER	IP WLS BF H R ER SO BB IBB HBP BLK WP HR S P ERA WHIP																		
Dan Warthen, L (1.1) ERA: 5.14	5.0 L 19 3 2 2 4 3 0 0 0 0 0 0 24 36 3.60 1.200																		
Don Carrithers, R (6.1) ERA	2.0 6 0 0 0 2 0 0 0 0 0 0 0 10 10 0.00 0.000																		
Dale Murray, R (8.1) ERA: 2.25	1.0 4 1 0 0 0 0 0 0 0 0 0 0 4 4 0.00 1.000																		

Montreal Expos @ St. Louis Cardinals
 Busch Stadium, St. Louis, MO
 Sun Apr 18 1976, 3:33 AM CST
 Att: 7,121 - Unknown



Batter	1	2	3	4	5	6	7	8	9	AB	R	H	RBI	BB	SO	LOB	TOP			
Pepe Mangual, R OBP: 0.400, SLG: 0.333 (1, 8)	1-3		1B				K		F9 1B	4	1	2	0	1	1	0	Montreal Expos @ Chicago Cubs Wrigley Field, Chicago, IL Mon Apr 19 1976, 3:33 AM CST Att: 10,210 - Cloudy - 52 F			
Nate Colbert, R OBP: 0.387, SLG: 0.615 Jerry White, S OBP: 0.455, SLG: 0.421 (7, FR)	F8		1B				K		FC6-4 1B	3	0	1	0	1	1	1				
Mike Jorgensen, L OBP: 0.353, SLG: 0.567 (1, 3)			F4		F6				F9	4	0	1	1	1	0	5				
Gary Carter, R OBP: 0.273, SLG: 0.303 Ellis Valentine, R OBP: 0.250, SLG: 0.250 (7, 9)	K		1B				K		FC6-4	4	0	1	1	0	2	2				
Larry Parrish, R OBP: 0.188, SLG: 0.161 (1, 5)		4-3	K				4-3			4	0	0	0	0	1	3				
Barry Foote, R OBP: 0.083, SLG: 0.083 (1, 2)		1B	F6						F9	4	0	1	0	0	0	2				
Tim Foli, R OBP: 0.250, SLG: 0.407 (1, 6)			FC4 1B		HR		5-3		4-3	3	1	1	0	1	0	0				
Pete Mackanin, R OBP: 0.167, SLG: 0.276 Pepe Frias, R (9, 4)	K		K		HR		F8		5-3	4	1	1	2	0	1	2				
Steve Rogers, R Wayne Granger, R (9, 1)	FC4				4-3		1-3		K	4	0	0	0	0	1	2				
Inning Stats	R: 0 E: 0 K: 1 S: 5	H: 0 LOB: 1 BB: 1 P: 9	R: 0 E: 0 K: 1 S: 7	H: 2 LOB: 2 BB: 0 P: 7	R: 1 E: 0 K: 1 S: 6	H: 1 LOB: 2 BB: 2 P: 14	R: 2 E: 0 K: 1 S: 7	H: 2 LOB: 1 BB: 1 P: 11	R: 0 E: 0 K: 0 S: 3	H: 0 LOB: 0 BB: 0 P: 3	R: 1 E: 0 K: 2 S: 9	H: 2 LOB: 1 BB: 0 P: 9	R: 0 E: 0 K: 0 S: 3	H: 0 LOB: 0 BB: 0 P: 3	R: 0 E: 0 K: 1 S: 7	H: 2 LOB: 2 BB: 0 P: 7		1B: 6 2B: 2 3B: 0 HR: 1	SF: 0 SAC: 0 DP: 0 HBP: 0	WP: 0 PB: 0 SB: 3 CS: 0
PITCHER	IP	WLS	BF	H	R	ER	SO	BB	IBB	HBP	BLK	WP	HR	S	P	ERA	WHIP			
Bill Bonham, R ERA: 3.79 Paul Reuschel, R ERA: 5.14 Buddy Schultz, L ERA:	8.0	L	35	7	4	3	6	4	0	0	0	0	1	43	59	3.38	1.375			
PITCHER	IP	WLS	BF	H	R	ER	SO	BB	IBB	HBP	BLK	WP	HR	S	P	ERA	WHIP			

AB	36
R	4
H	9
RBI	4
BB	4
SO	7
LOB	19



Batter	1	2	3	4	5	6	7	8	9	AB	R	H	RBI	BB	SO	LOB	BOTTOM			
Rick Monday, L OBP: 0.432, SLG: 0.780 (1, 8)	K		K						CS 1B	3	0	1	0	1	2	2	Montreal Expos @ Chicago Cubs Wrigley Field, Chicago, IL Mon Apr 19 1976, 3:33 AM CST Att: 10,210 - Cloudy - 52 F			
Jose Cardenal, R OBP: 0.341, SLG: 0.474 (1, 7)	G3		1B				G3		K	3	0	0	0	1	1	2				
Bill Madlock, R OBP: 0.415, SLG: 0.457 (1, 5)	F9						K		5-3	4	0	1	2	0	1	0				
Jerry Morales, R OBP: 0.415, SLG: 0.611 (1, 9)		K			1-3		1-3		HR	4	1	1	1	0	1	0				
Andre Thornton, R OBP: 0.450, SLG: 0.448 (1, 3)		1-6-3			5-3				K	4	0	1	0	0	1	0				
Manny Trillo, R OBP: 0.350, SLG: 0.421 (1, 4)	K						6-3		1-3	4	0	1	0	0	1	0				
Randy Hundley, R OBP: 0.333, SLG: 0.667 Ralph LaCock, L George Mitterwald, R (7, PH)			3-1 1B		1-3		6-3		6-3	2	1	1	0	0	0	1				
Dave Rosello, R OBP: 0.353, SLG: 0.345 (1, 6)			3-1				6-3		6-3	3	0	0	0	0	1	1				
Bill Bonham, R Joe Wallis, S OBP: 0.333, SLG: 0.200 Paul Reuschel, R Buddy Schultz, R (8, PH)			3-1				K		F6	1	1	0	0	1	1	0				
Inning Stats	R: 0 E: 0 K: 1 S: 5	H: 0 LOB: 0 BB: 0 P: 5	R: 0 E: 0 K: 2 S: 7	H: 0 LOB: 0 BB: 0 P: 7	R: 2 E: 0 K: 1 S: 6	H: 2 LOB: 2 BB: 2 P: 14	R: 0 E: 0 K: 0 S: 4	H: 1 LOB: 1 BB: 0 P: 4	R: 0 E: 0 K: 2 S: 7	H: 0 LOB: 1 BB: 1 P: 11	R: 0 E: 0 K: 1 S: 5	H: 1 LOB: 0 BB: 0 P: 5	R: 0 E: 0 K: 1 S: 5	H: 1 LOB: 1 BB: 0 P: 5	R: 1 E: 0 K: 1 S: 6	H: 1 LOB: 0 BB: 0 P: 6		1B: 3 2B: 3 3B: 0 HR: 1	SF: 0 SAC: 0 DP: 1 HBP: 0	WP: 0 PB: 0 SB: 0 CS: 1
PITCHER	IP	WLS	BF	H	R	ER	SO	BB	IBB	HBP	BLK	WP	HR	S	P	ERA	WHIP			
Steve Rogers, R ERA: 4.12 Wayne Granger, R ERA: 2.7	8.1	S	2	0	0	0	1	0	0	0	0	0	0	4	4	0.00	0.000			
PITCHER	IP	WLS	BF	H	R	ER	SO	BB	IBB	HBP	BLK	WP	HR	S	P	ERA	WHIP			



Batter	1	2	3	4	5	6	7	8	9	AB	R	H	RBI	BB	SO	LOB	TOP											
Pepe Mangual, R OBP: 0.429, SLG: 0.353 (1, 8)	4-0 FC4-6 BB E	0-0 S 1B		0-0 L5		0-0 HR 1B	0-3 K		0-0 F7	5	2	2	2	1	1	0	Montreal Expos @ Chicago Cubs Wrigley Field, Chicago, IL Thu Apr 22 1976, 3:33 AM CST Att: 7,277 - Cloudy - 65 F											
Nate Colbert, R OBP: 0.383, SLG: 0.533 Jerry White, S OBP: 0.480, SLG: 0.591 (1, 7) (5, 8)	4-0 FC4-6 BB	0-3 K		0-3 K		0-0 HR 1B	0-0 4-3 1B		0-0 F6	2	0	0	0	1	2	1												
Mike Jorgensen, L OBP: 0.359, SLG: 0.618 (1, 3)	0-0 FC4-6 E 1-2 2-3	0-0 4-3		0-0 HR		4-0 BB 1B	0-0 4-3			4	2	1	1	1	0	4												
Gary Carter, R OBP: 0.297, SLG: 0.286 Ellis Valentine, R OBP: 0.200, SLG: 0.200 (6, PR) (6, 9)	0-0 E1 G6-4-3 1-2 3-H			0-3 K		4-0 1B CS BB	0-3 1-3 1B FC5-2 BB			2	0	0	1	2	1	1												
Larry Parrish, R OBP: 0.243, SLG: 0.222 (1, 5)	0-0 G6-4-3 1-2			0-0 2B 1B		0-0 1-3 1B	0-0 BB 1-3 1B		0-0 6-3	5	1	3	1	0	0	2												
Barry Foote, R OBP: 0.176, SLG: 0.235 (1, 2)		0-0 1B 1B		0-0 2B 1B		0-0 CS	0-0 G3 1-3		0-0 6-3	5	2	2	0	0	0	2												
Tim Foli, R OBP: 0.333, SLG: 0.656 (1, 6)		0-0 SH2-4 1-3 1B		0-0 2B		0-0 3B	0-0 FC5-2 BB			5	2	4	3	0	0	3												
Pete Mackanin, R OBP: 0.229, SLG: 0.364 (1, 4)		0-0 SH2-4 1-2 3-H 1B		0-0 F3		0-0 1B 3B	4-0 1-2 2-3 BB		0-3 K	4	2	2	1	1	1	1												
Woodie Fryman, R OBP: 0.167, SLG: 0.167 Larry Bittner, L OBP: 0.154, SLG: 0.154 Don Carrithers, R (6, PH) Dale Murray, R (9, 1)		0-0 SH2-4 1-2 3-H 1B		0-0 5-3		0-0 1B 3B	0-3 K		0-3 K	2	0	1	1	0	0	1												
Inning Stats	R: 1 E: 1 K: 0 S: 3	H: 0 LOB: 1 BB: 2 P: 11	R: 3 E: 0 K: 1 S: 9	H: 4 LOB: 1 BB: 0 P: 9	R: 2 E: 0 K: 1 S: 8	H: 3 LOB: 1 BB: 0 P: 8	R: 1 E: 0 K: 1 S: 6	H: 2 LOB: 1 BB: 1 P: 10	R: 1 E: 0 K: 0 S: 4	H: 3 LOB: 3 BB: 0 P: 4	R: 3 E: 0 K: 1 S: 8	H: 3 LOB: 3 BB: 3 P: 20	R: 0 E: 0 K: 2 S: 8	H: 1 LOB: 1 BB: 0 P: 8	R: 1 E: 0 K: 1 S: 6	H: 1 LOB: 0 BB: 0 P: 6		R: 0 E: 0 K: 1 S: 5	H: 0 LOB: 0 BB: 0 P: 5	1B: 10 2B: 2 3B: 2 HR: 3	SF: 0 SAC: 1 DP: 1 HBP: 0	WP: 0 PB: 0 SB: 1 CS: 1	PA: 48					
PITCHER	IP	WLS	BF	H	R	ER	SO	BB	IBB	HBP	BLK	WP	HR	S	P	ERA		WHIP	PITCHER									
Geoff Zahn, L ERA: 10.8 Tom Dettore, R ERA: 10.29 Paul Reuschel, R ERA: 8.31 Buddy Schultz, L ERA: Ken Crosby, R ERA: 4.5	2.0	L	12	4	4	4	1	2	0	0	0	0	0	12	20	18.00		3.000										
IP	WLS	BF	H	R	ER	SO	BB	IBB	HBP	BLK	WP	HR	S	P	ERA	WHIP												
Geoff Zahn, L ERA: 10.8 Tom Dettore, R ERA: 10.29 Paul Reuschel, R ERA: 8.31 Buddy Schultz, L ERA: Ken Crosby, R ERA: 4.5	2.0	11	5	3	3	2	1	0	0	0	0	0	1	14	18	13.50	3.000											
IP	WLS	BF	H	R	ER	SO	BB	IBB	HBP	BLK	WP	HR	S	P	ERA	WHIP												
Paul Reuschel, R ERA: 8.31 Buddy Schultz, L ERA: Ken Crosby, R ERA: 4.5	1.2	12	6	4	4	0	3	0	0	0	0	0	1	9	21	21.60	5.400											
IP	WLS	BF	H	R	ER	SO	BB	IBB	HBP	BLK	WP	HR	S	P	ERA	WHIP												
Buddy Schultz, L ERA: Ken Crosby, R ERA: 4.5	1.1	5	1	0	0	3	0	0	0	0	0	0	0	11	11	0.00	0.750											
IP	WLS	BF	H	R	ER	SO	BB	IBB	HBP	BLK	WP	HR	S	P	ERA	WHIP												
Ken Crosby, R ERA: 4.5	2.0	7	1	1	1	2	0	0	0	0	0	0	1	11	11	4.50	0.500											
IP	WLS	BF	H	R	ER	SO	BB	IBB	HBP	BLK	WP	HR	S	P	ERA	WHIP												

AB	40
R	12
H	17
RBI	12
BB	6
SO	8
LOB	19



BOTTOM

AB	35
R	6
H	9
RBI	6
BB	5
SO	5
LOB	17

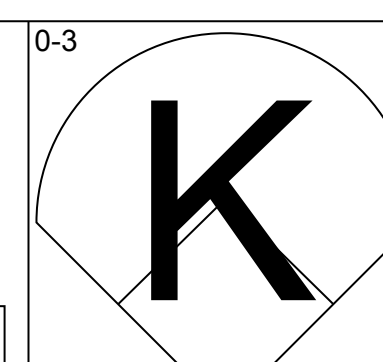
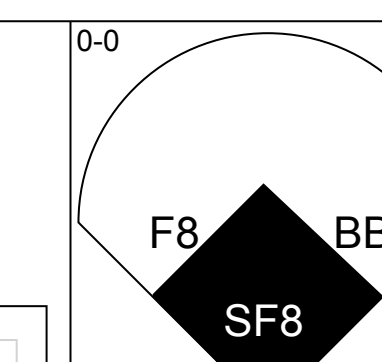
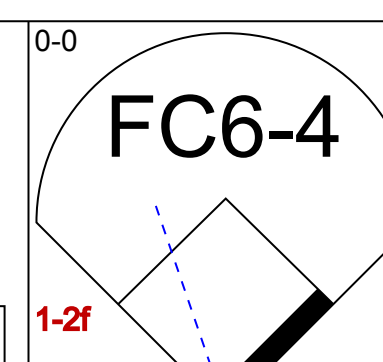
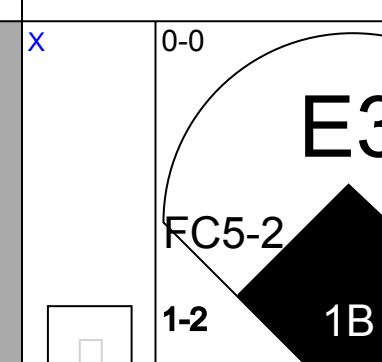
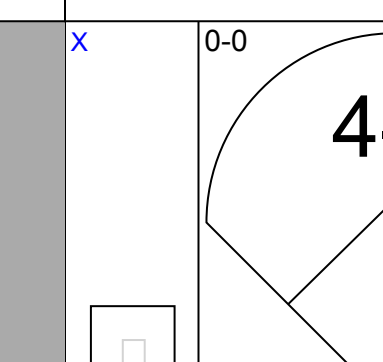
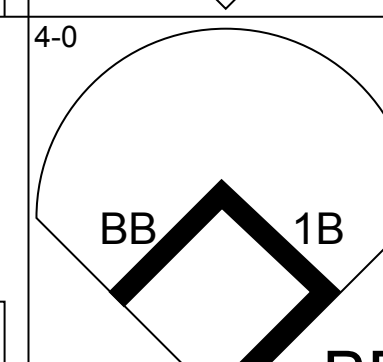
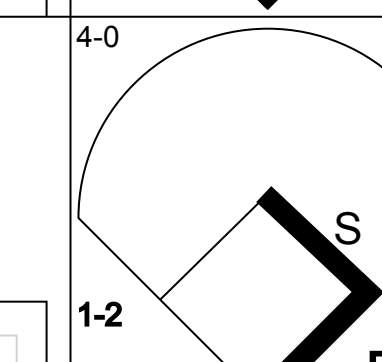

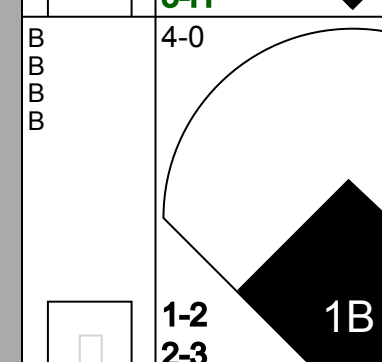
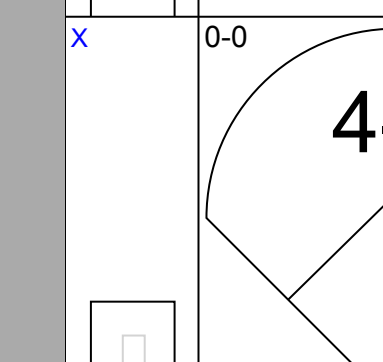
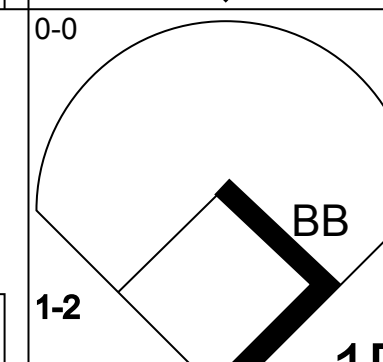
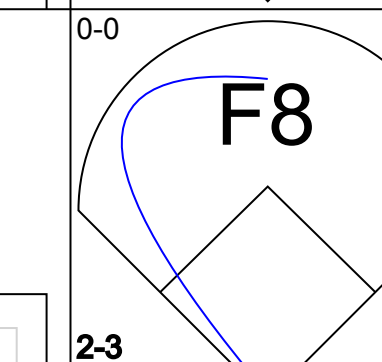

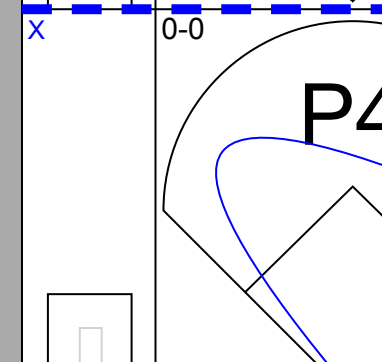
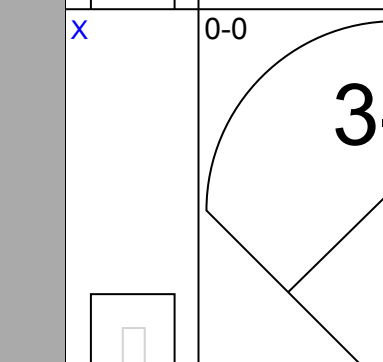
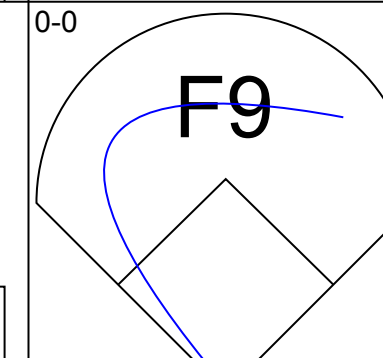
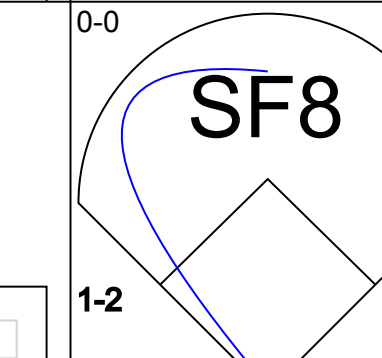

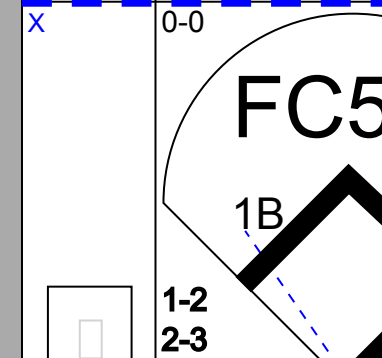

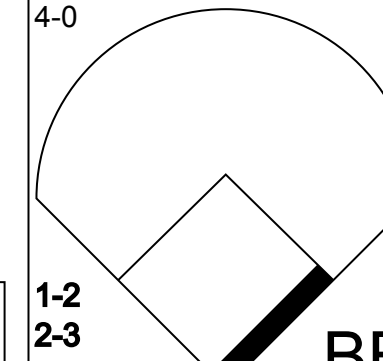
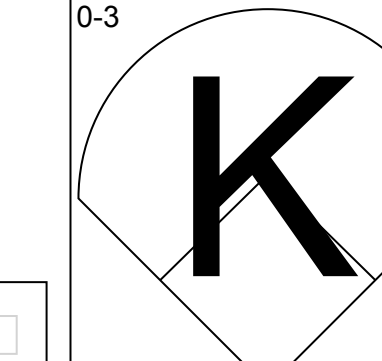

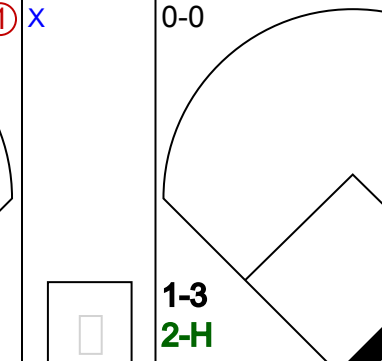

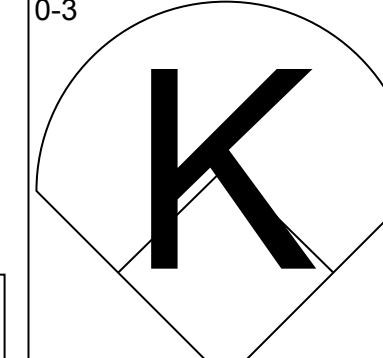

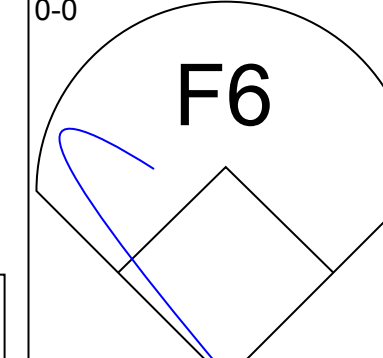
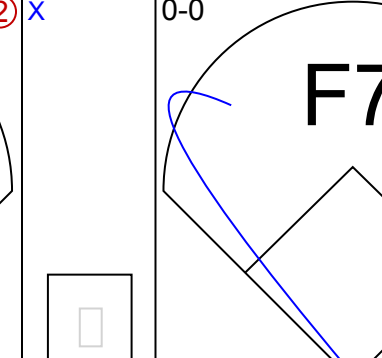

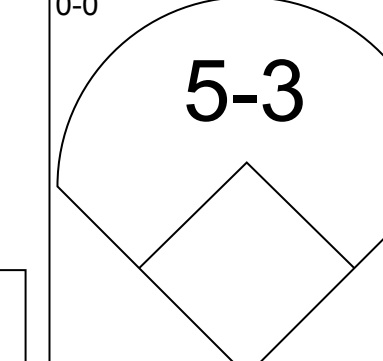
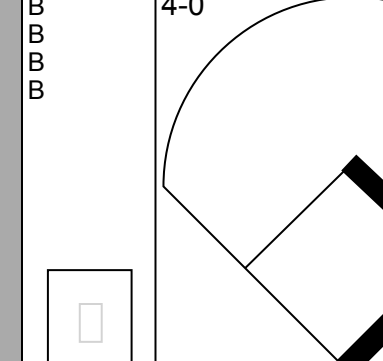
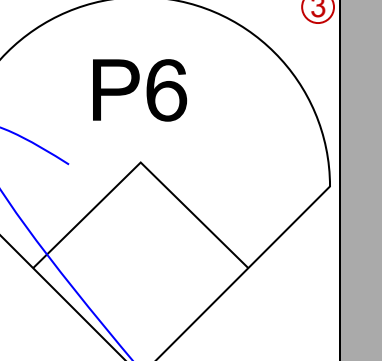
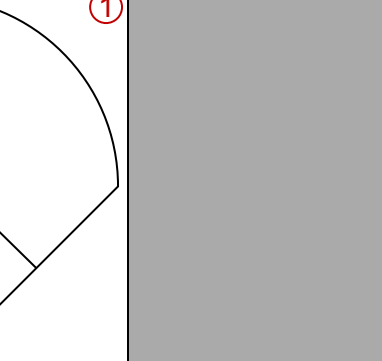
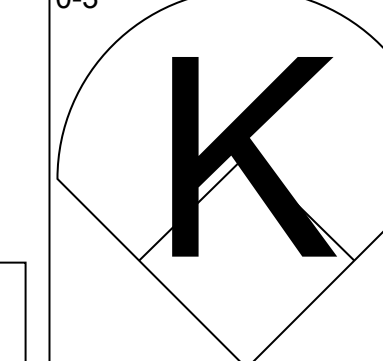
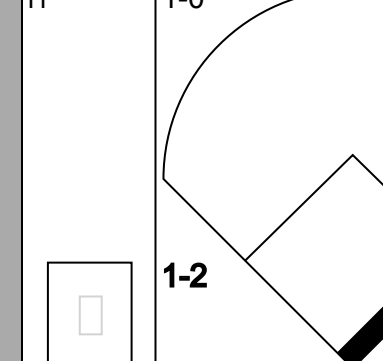

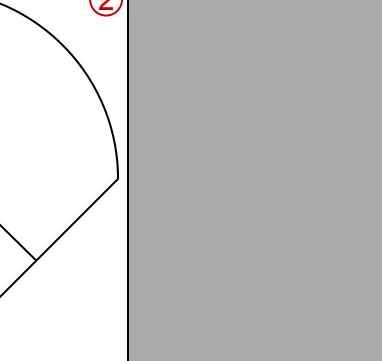
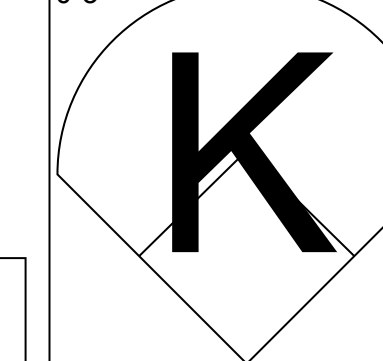
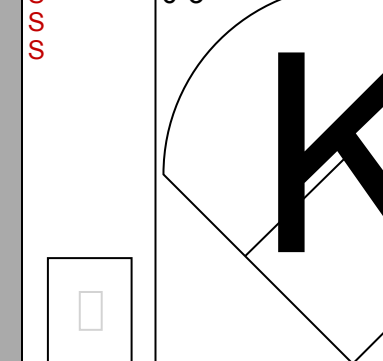

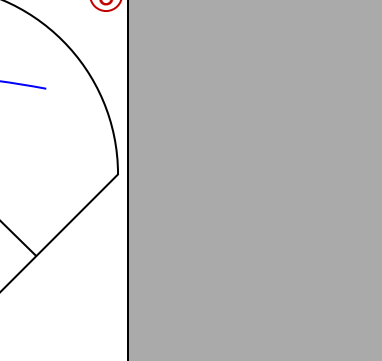
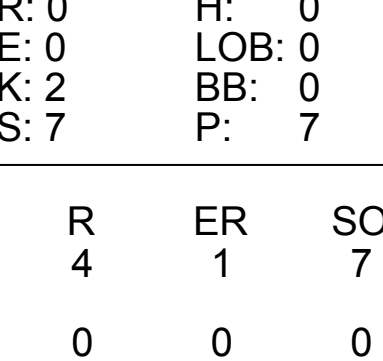
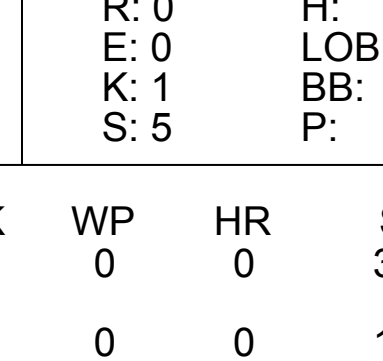
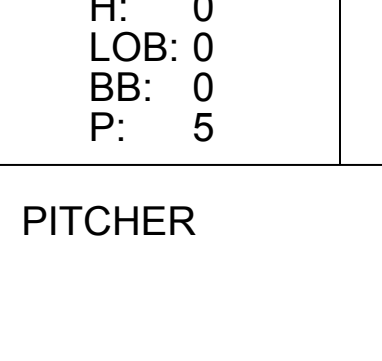
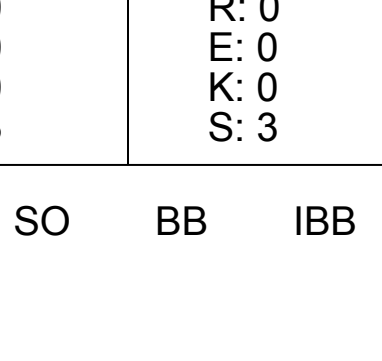
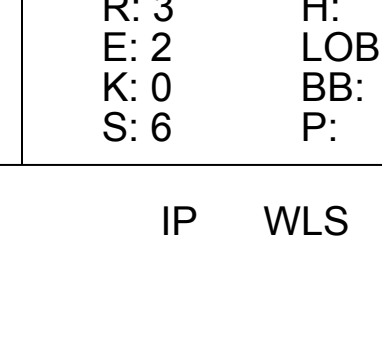
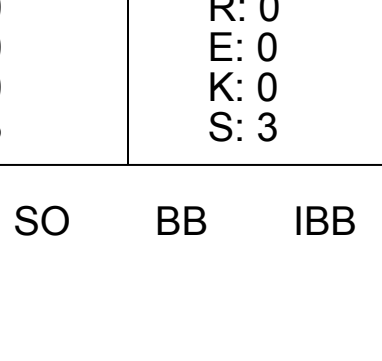




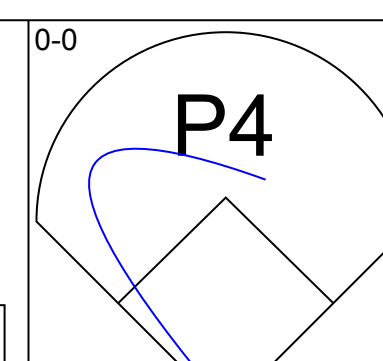
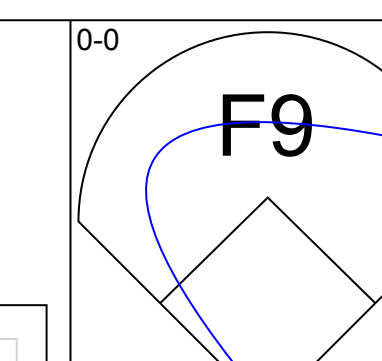


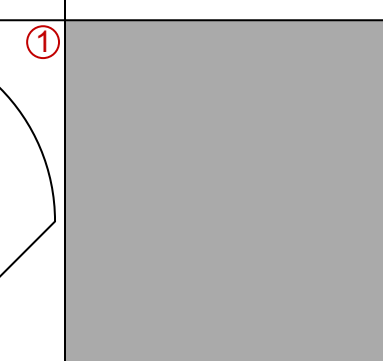
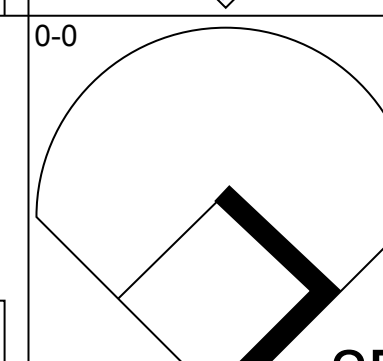

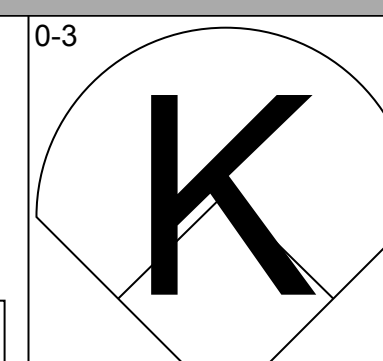


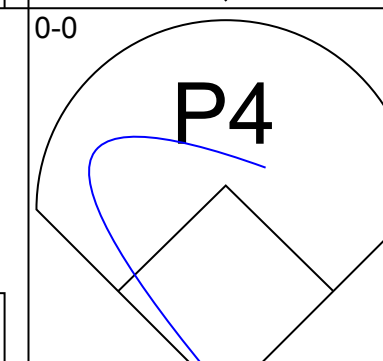

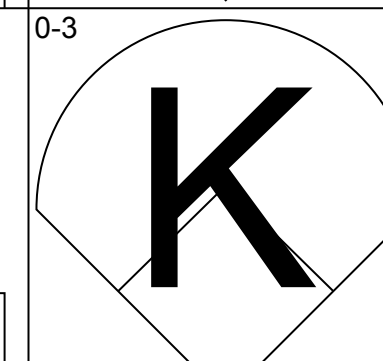


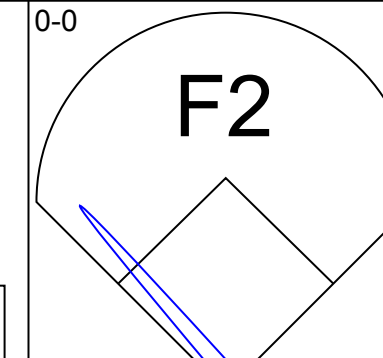

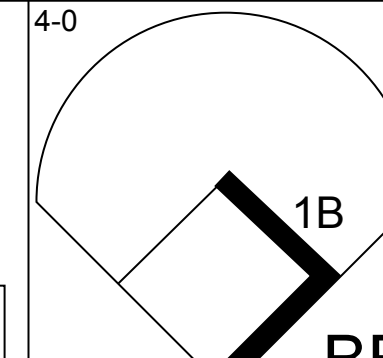

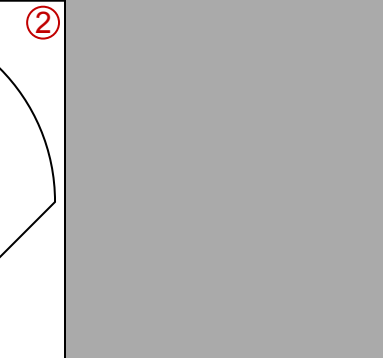
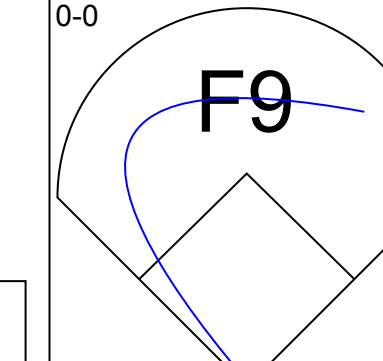
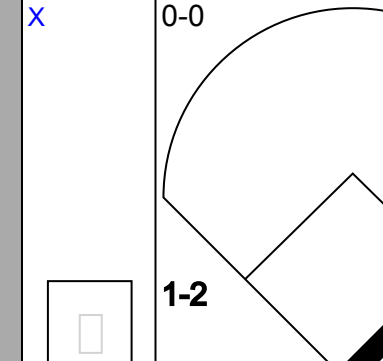
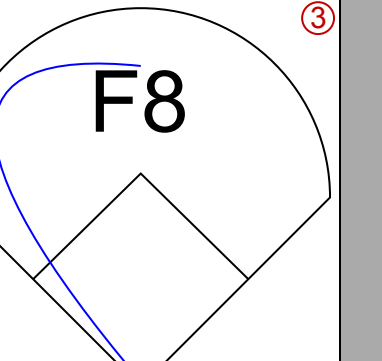
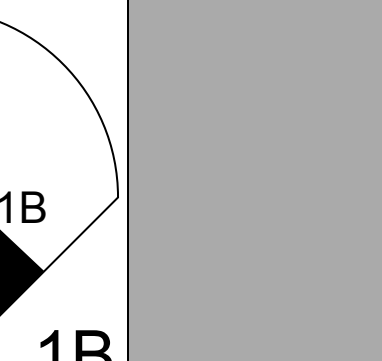
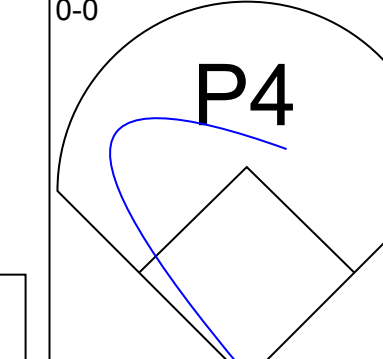
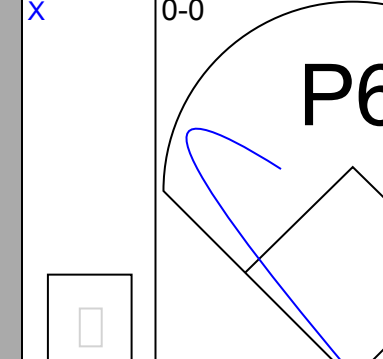

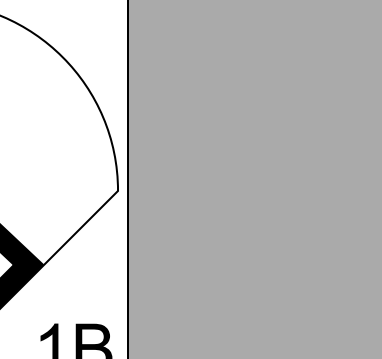
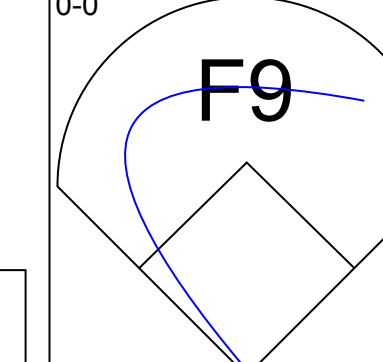


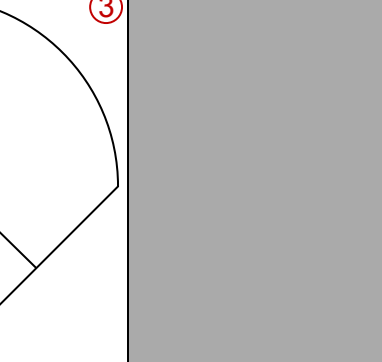
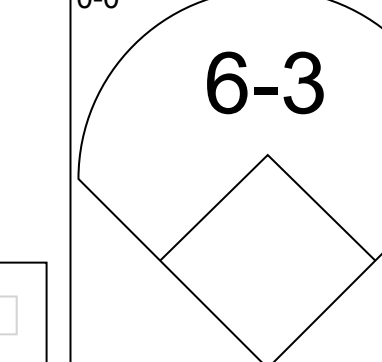

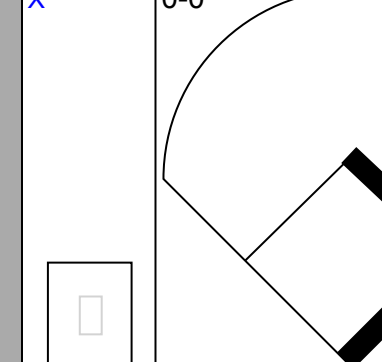

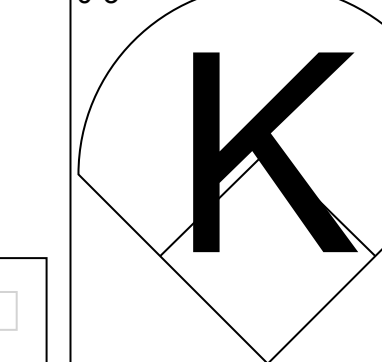

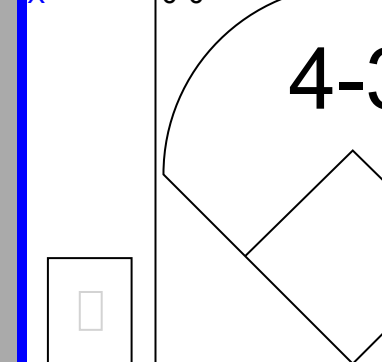

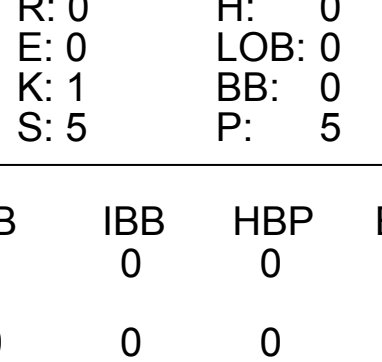
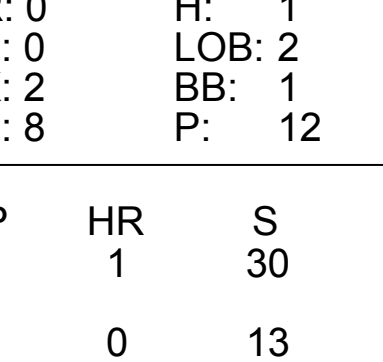
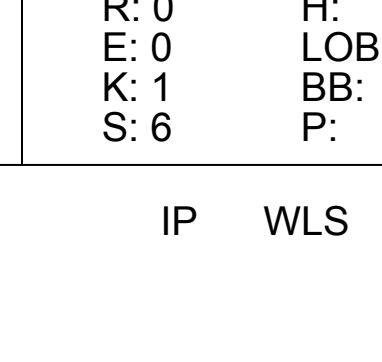
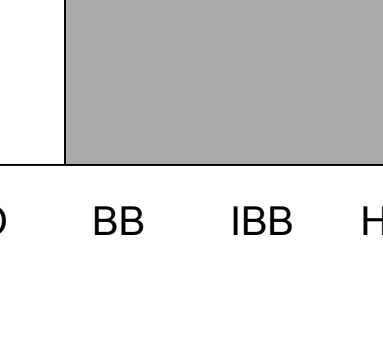




TOP

AB	40
R	12
H	17
RBI	12
BB	6
SO	8
LOB	19

BOTTOM

AB	35
R	6
H	9
RBI	6
BB	5
SO	5
LOB	17

Batter	1	2	3	4	5	6	7	8	9	AB	R	H	RBI	BB	SO	LOB	TOP										
Pete Rose, S OBP: 0.537, SLG: 0.596 (1, 5)										5	2	1	1	0	1	3	Cincinnati Reds @ Montreal Expos Jarry Park, Montreal, QB Fri Apr 23 1976, 3:33 AM EST Att: 5,306 - Unknown										
Dave Concepcion, R OBP: 0.250, SLG: 0.175 (1, 6)										2	1	0	0	3	0	0											
Joe Morgan, L OBP: 0.529, SLG: 0.649 (1, 4)										4	0	1	0	1	0	5											
Tony Perez, R OBP: 0.340, SLG: 0.359 (1, 3)										3	0	0	1	0	0	6											
Johnny Bench, R OBP: 0.317, SLG: 0.281 (1, 2)										3	0	1	2	1	2	1											
George Foster, R OBP: 0.347, SLG: 0.391 (1, 9)										4	0	0	0	0	1	5											
Bob Bailey, R OBP: 0.333, SLG: 0.333 (1, 7)										2	0	0	0	1	0	0											
Mike Lum, L OBP: 0.273, SLG: 0.300 (7, 7)										1	0	0	0	0	0	0											
Cesar Geronimo, L OBP: 0.429, SLG: 0.676 (1, 8)										2	1	0	0	1	1	0											
Gary Nolan, R OBP: 0.429, SLG: 0.429 (1, 1)										2	0	0	0	0	2	2											
Joel Youngblood, R OBP: 0.290, SLG: 0.290 (7, PH)										1	0	0	0	0	0	1											
Jack Billingham, R OBP: 0.400, SLG: 0.250 (7, 1)										1	0	0	0	0	0	0											
Inning Stats	R: 0 E: 0 K: 2 S: 8	H: 1 LOB: 3 BB: 2 P: 16	R: 0 E: 0 K: 2 S: 7	H: 0 LOB: 0 BB: 0 P: 7	R: 1 E: 0 K: 1 S: 6	H: 1 LOB: 1 BB: 1 P: 10	R: 0 E: 0 K: 1 S: 5	H: 0 LOB: 0 BB: 0 P: 10	R: 0 E: 0 K: 1 S: 5	H: 0 LOB: 0 BB: 0 P: 5	R: 3 E: 2 K: 0 S: 6	H: 1 LOB: 2 BB: 2 P: 14	R: 0 E: 0 K: 0 S: 3	H: 0 LOB: 0 BB: 0 P: 3	R: 0 E: 0 K: 0 S: 3	H: 0 LOB: 0 BB: 0 P: 3	1B: 3 2B: 0 3B: 0 HR: 0	SF: 1 SAC: 0 DP: 0 HBP: 1	WP: 0 PB: 0 SB: 1 CS: 1	PA: 39							
PITCHER	IP	WLS	BF	H	R	ER	SO	BB	IBB	HBP	BLK	WP	HR	S	P	ERA	WHIP										
Dan Warthen, L ERA: 3.46 (1, 1)	6.0		29	2	4	1	7	7	0	1	0	0	0	35	64	1.50	1.500										
Fred Scherman, L ERA: 3.48 (7, 1)	0.1		1	0	0	0	0	0	0	0	0	0	0	1	1	0.00	0.000										
Wayne Granger, R ERA: 1.69 (7, 1)	0.2		3	1	0	0	0	0	0	0	0	0	0	3	3	0.00	1.500										
Don Stanhouse, R ERA: 2.25 (8, 1)	2.0	W	6	0	0	0	0	0	0	0	0	0	0	6	6	0.00	0.000										

Batter	1	2	3	4	5	6	7	8	9	AB	R	H	RBI	BB	SO	LOB	BOTTOM										
Jerry White, S OBP: 0.412, SLG: 0.484 (1, 8)										4	0	0	0	0	0	0	Cincinnati Reds @ Montreal Expos Jarry Park, Montreal, QB Fri Apr 23 1976, 3:33 AM EST Att: 5,306 - Unknown										
Jim Dwyer, L OBP: 0.235, SLG: 0.412 (1, 7)										4	1	2	0	0	1	0											
Mike Jorgensen, L OBP: 0.354, SLG: 0.558 (1, 3)										4	2	2	0	0	1	1											
Gary Carter, R OBP: 0.304, SLG: 0.349 (1, 2)										3	1	1	2	1	0	3											
Larry Parrish, R OBP: 0.261, SLG: 0.267 (1, 5)										4	1	2	0	0	0	0											
Pete Mackanin, R OBP: 0.233, SLG: 0.325 (1, 4)										4	0	1	2	0	1	2											
Ellis Valentine, R OBP: 0.111, SLG: 0.111 (1, 9)										4	0	0	0	0	0	1											
Pepe Frias, R OBP: 0.333, SLG: 0.667 (1, 6)										3	0	1	0	0	0	0											
Dan Warthen, S ERA: 3.7 (7, 1)										2	0	0	0	0	2	0											
Fred Scherman, L ERA: 3.7 (7, 1)										0	0	0	0	0	0	0											
Wayne Granger, R ERA: 9.6 (7, 1)										0	0	0	0	0	0	0											
Jose Morales, R ERA: 9.6 (7, PH)										1	0	0	0	0	0	1											
Don Stanhouse, R ERA: 9.6 (8, 1)										0	0	0	0	0	0	0											
Inning Stats	R: 0 E: 0 K: 0 S: 4	H: 1 LOB: 1 BB: 0 P: 4	R: 0 E: 0 K: 0 S: 3	H: 0 LOB: 0 BB: 0 P: 3	R: 0 E: 0 K: 1 S: 5	H: 0 LOB: 0 BB: 0 P: 5	R: 0 E: 0 K: 2 S: 8	H: 1 LOB: 2 BB: 1 P: 12	R: 0 E: 0 K: 1 S: 5	H: 0 LOB: 0 BB: 0 P: 5	R: 2 E: 0 K: 0 S: 5	H: 2 LOB: 0 BB: 0 P: 5	R: 0 E: 0 K: 1 S: 6	H: 1 LOB: 1 BB: 0 P: 6	R: 3 E: 1 K: 0 S: 7	H: 4 LOB: 1 BB: 0 P: 7	1B: 6 2B: 2 3B: 0 HR: 1	SF: 0 SAC: 0 DP: 0 HBP: 0	WP: 0 PB: 0 SB: 0 CS: 0	PA: 34							
PITCHER	IP	WLS	BF	H	R	ER	SO	BB	IBB	HBP	BLK	WP	HR	S	P	ERA	WHIP										
Gary Nolan, R ERA: 3.7 (1, 1)	6.0		23	4	2	2	4	4	2	2	4	0	0	30	34	3.00	0.833										
Jack Billingham, R ERA: 9.6 (7, 1)	2.0	L	11	5	3	2	1	0	0	0	0	0	0	13	13	9.00	2.500										

Batter	1	2	3	4	5	6	7	8	9	AB	R	H	RBI	BB	SO	LOB	TOP				
Pete Rose, S OBP: 0.540, SLG: 0.611 Doug Flynn, R (7, 4)	G3		2B		2B		1B	F6-3		4	3	3	0	0	0	0					
Ken Griffey, L OBP: 0.448, SLG: 0.604			P6		1B		1B		FC1-6	4	1	3	2	1	0	1					
Joe Morgan, L OBP: 0.500, SLG: 0.674 Pat Darcy, L OBP: 0.400, SLG: 0.400	F2				P2		L9		FC1-6	4	0	1	1	1	0	0	3				
Tony Perez, R OBP: 0.333, SLG: 0.349 Dan Driessen, L (9, PH) OBP: 0.462, SLG: 0.222	F3		F9		K				F7	4	0	1	0	0	1	3					
Johnny Bench, R OBP: 0.320, SLG: 0.350 Bill Plummer, R (9, PH) OBP: 0.300, SLG: 0.333 Joel Youngblood, R OBP: 0.333, SLG: 0.333		HR			F6				K	3	1	2	2	1	0	0					
Mike Lum, L OBP: 0.263, SLG: 0.444		P4			P5		2-3			4	0	0	0	0	0	4					
Cesar Geronimo, L OBP: 0.392, SLG: 0.568		L4			HR				K	3	1	0	0	1	0	3					
Dave Concepcion, R OBP: 0.263, SLG: 0.265		F8								4	1	1	2	0	0	0					
Don Gullett, R Bob Bailey, R OBP: 0.333, SLG: 0.200			P3		F8					3	0	0	0	0	0	0					
Inning Stats	R: 0 E: 0 K: 0 S: 4	H: 1 LOB: 1 BB: 0 P: 4	R: 1 E: 0 K: 0 S: 4	H: 1 LOB: 0 BB: 0 P: 4	R: 1 E: 0 K: 0 S: 5	H: 2 LOB: 1 BB: 0 P: 5	R: 2 E: 0 K: 0 S: 4	H: 1 LOB: 0 BB: 1 P: 8	R: 2 E: 0 K: 1 S: 8	H: 3 LOB: 1 BB: 0 P: 8	R: 0 E: 0 K: 0 S: 3	H: 0 LOB: 0 BB: 0 P: 3	R: 1 E: 0 K: 0 S: 6	H: 3 LOB: 3 BB: 1 P: 10	R: 0 E: 0 K: 0 S: 3	H: 0 LOB: 1 BB: 1 P: 9	1B: 5 2B: 4 3B: 0 HR: 2	SF: 0 SAC: 0 DP: 0 HBP: 0	WP: 0 PB: 0 SB: 0 CS: 0	PA: 41	
PITCHER	IP	WLS	BF	H	R	ER	SO	BB	IBB	HBP	BLK	WP	HR	S	P	ERA	WHIP				
Steve Renko, R ERA: 9.82	5.0	L	24	8	6	6	1	1	0	0	0	0	2	25	29	10.80	1.800				
Don Stanhouse, R ERA: 3.0	2.0		10	3	1	1	0	1	0	0	0	0	0	9	13	4.50	2.000				
Dale Murray, R ERA: 2.0	2.0		7	0	0	0	1	1	0	0	0	0	0	8	12	0.00	0.500				

Cincinnati Reds @ Montreal Expos
 Jarry Park, Montreal, QB
 Sun Apr 25 1976, 3:33 AM EDT
 Att: 8,095 - Unknown

AB	38
R	7
H	11
RBI	7
BB	3
SO	2
LOB	17



Batter	1	2	3	4	5	6	7	8	9	AB	R	H	RBI	BB	SO	LOB	BOTTOM					
Pepe Mangual, R OBP: 0.360, SLG: 0.286	F8		F8		L4-3			F9		4	0	0	0	0	0	1						
Jerry White, S OBP: 0.416, SLG: 0.474							6-3			3	0	2	0	1	0	0						
Gary Carter, R OBP: 0.333, SLG: 0.360	6-3		F2				F2			4	0	0	0	0	0	3						
Larry Parrish, R OBP: 0.236, SLG: 0.259	6-3				F2					4	0	1	0	0	0	2						
Pete Mackanin, R OBP: 0.255, SLG: 0.362		5-3			WP		F9			4	0	1	0	0	0	1						
Ellis Valentine, R OBP: 0.235, SLG: 0.412			FC6-4		5-3			F8		4	0	2	0	0	0	1						
Barry Foote, R OBP: 0.148, SLG: 0.185		F8			F7			K		4	0	0	0	0	1	3						
Pepe Frias, R OBP: 0.333, SLG: 0.500 Larry Blittner, L (9, PH) OBP: 0.150, SLG: 0.150		FC6-4						E6		3	0	1	0	0	0	1						
Steve Renko, R OBP: 0.500, SLG: 0.500 Bombo Rivera, R (5, PH) OBP: 0.357, SLG: 0.417 Don Stanhouse, R (6, 1) Jose Morales, R (7, PH) Dale Murray, R (8, 1)					K			F7		1	0	0	0	0	0	1						
Inning Stats	R: 0 E: 0 K: 0 S: 4	H: 1 LOB: 1 BB: 0 P: 4	R: 0 E: 0 K: 0 S: 4	H: 1 LOB: 1 BB: 0 P: 4	R: 0 E: 0 K: 1 S: 5	H: 0 LOB: 1 BB: 1 P: 9	R: 0 E: 0 K: 0 S: 4	H: 1 LOB: 1 BB: 0 P: 4	R: 0 E: 0 K: 0 S: 3	H: 1 LOB: 0 BB: 0 P: 3	R: 0 E: 0 K: 0 S: 4	H: 1 LOB: 1 BB: 0 P: 4	R: 0 E: 0 K: 1 S: 6	H: 0 LOB: 1 BB: 0 P: 6	R: 0 E: 0 K: 0 S: 4	H: 1 LOB: 1 BB: 0 P: 4	R: 0 E: 0 K: 0 S: 4	H: 1 LOB: 1 BB: 0 P: 4	1B: 4 2B: 4 3B: 0 HR: 0	SF: 0 SAC: 0 DP: 1 HBP: 0	WP: 2 PB: 0 SB: 0 CS: 0	PA: 35
PITCHER	IP	WLS	BF	H	R	ER	SO	BB	IBB	HBP	BLK	WP	HR	S	P	ERA	WHIP					
Don Gullett, L ERA: 4.4	6.0	W	23	5	0	0	1	1	0	0	0	1	0	14	14	0.00	1.000					
Pat Darcy, R ERA: 4.4	3.0	S	12	2	0	0	1	0	0	0	0	1	0	14	14	0.00	0.667					

Cincinnati Reds @ Montreal Expos
 Jarry Park, Montreal, QB
 Sun Apr 25 1976, 3:33 AM EDT
 Att: 8,095 - Unknown

AB	34
R	0
H	7
RBI	0
BB	1
SO	2
LOB	15



Batter	1	2	3	4	5	6	7	8	9	AB	R	H	RBI	BB	SO	LOB	TOP							
Larry Milbourne, S OBP: 0.355, SLG: 0.309 (1, 4)	F3	E S 1B BB			F8		G4-6-3 HBP 1B		K	4	1	1	0	1	1	0	Houston Astros @ Montreal Expos Jarry Park, Montreal, QB Wed Apr 28 1976, 3:33 AM EDT Unknown - 54 F							
Enos Cabell, R OBP: 0.372, SLG: 0.432 Art Howe, R OBP: 0.400, SLG: 0.500 (7, FR) (7, 5)	1B	2B	1B		6-3		G4-6-3 HBP		2B	3	1	2	1	0	0	0								
Cesar Cedeno, R OBP: 0.351, SLG: 0.638 (1, 8)	F7	F9			1B		G4-6-3 1-2 2-3		F7	5	0	1	0	0	0	5								
Bob Watson, R OBP: 0.421, SLG: 0.365 (1, 3)	HBP HR 2H 1B				F9		K			4	1	1	1	0	1	3								
Cliff Johnson, R OBP: 0.339, SLG: 0.354 (1, 2)	1-2 HR HBP				F9		G1-6-3 1B 1B		6-3	3	2	1	0	0	0	0								
Leon Roberts, R OBP: 0.344, SLG: 0.517 (1, 7)	1-H 2-H HR				F8		G1-6-3 1-2 1B		4-3	4	1	2	3	0	0	0								
Wilbur Howard, S OBP: 0.173, SLG: 0.143 (1, 9)	K				F8		G1-6-3 1-2 2-3		1B	4	0	1	0	0	1	2								
Roger Metzger, S OBP: 0.286, SLG: 0.286 (1, 6)		5-3			K		3-H 1B		F5	4	0	1	1	0	1	1								
J.R. Richard, R Ken Forsch, R (9, 1)	F9				K		F9		5-3	4	0	0	0	0	1	1								
										0	0	0	0	0	0	0								
Inning Stats	R: 4 E: 0 K: 1 S: 8	H: 3 LOB: 0 BB: 0 P: 9	R: 1 E: 0 K: 0 S: 4	H: 1 LOB: 1 BB: 1 P: 8	R: 0 E: 0 K: 0 S: 3	H: 0 LOB: 0 BB: 0 P: 3	R: 0 E: 0 K: 2 S: 7	H: 0 LOB: 0 BB: 0 P: 7	R: 0 E: 0 K: 0 S: 4	H: 1 LOB: 1 BB: 0 P: 4	R: 1 E: 0 K: 0 S: 5	H: 3 LOB: 1 BB: 0 P: 5	R: 0 E: 0 K: 1 S: 5	H: 1 LOB: 2 BB: 0 P: 6	R: 0 E: 0 K: 0 S: 4	H: 1 LOB: 1 BB: 0 P: 4	R: 0 E: 0 K: 1 S: 6	H: 1 LOB: 1 BB: 0 P: 6	1B: 8 2B: 2 3B: 0 HR: 1	SF: 0 SAC: 0 DP: 2 HBP: 2	WP: 0 PB: 0 SB: 1 CS: 0	PA: 39		
PITCHER	IP WLS BF H R ER SO BB IBB HBP BLK WP HR S P ERA WHIP	5.0 L 22 5 5 4 3 1 0 1 0 0 1 26 31 7.20 1.200	3.0 13 5 1 1 1 0 0 1 0 0 0 14 15 3.00 1.667	1.0 4 1 0 0 1 0 0 0 0 0 0 6 6 0.00 1.000																				

AB	36
R	6
H	11
RBI	6
BB	1
SO	5
LOB	12



Batter	1	2	3	4	5	6	7	8	9	AB	R	H	RBI	BB	SO	LOB	BOTTOM						
Jerry White, S OBP: 0.375, SLG: 0.419 (1, 8)	F4		F9			F5		F9	F9	5	0	0	0	0	0	2	Houston Astros @ Montreal Expos Jarry Park, Montreal, QB Wed Apr 28 1976, 3:33 AM EDT Unknown - 54 F						
Jim Dwyer, L OBP: 0.296, SLG: 0.385 (1, 7)	BB		F9			BB 1B		F8	E 2-H 1B	4	0	2	1	1	0	1							
Mike Jorgensen, L OBP: 0.310, SLG: 0.472 (1, 3)	F8				4-3	F9		WP 1B	E5 1-3	5	0	1	0	0	0	3							
Gary Carter, R OBP: 0.339, SLG: 0.340 (1, 2)	K				L6-4 1B BB	L6-4 1B BB		F8 1-2 2-3	F8 1-3	3	0	0	0	2	1	5							
Larry Parrish, R OBP: 0.271, SLG: 0.281 (1, 5)					1-3 1B	1-2 1B		F7	1-3 1B BB	3	1	2	0	1	0	2							
Pete Mackanin, R OBP: 0.255, SLG: 0.353 (1, 4)	1-3 1B				L6-4 2-3			F2	1-2 1B 1B	4	1	1	0	0	0	3							
Tim Foli, R OBP: 0.283, SLG: 0.533 (9, 1)	K				1-4-3	6-3		1-3	1-2 2-3	4	0	0	0	0	1	3							
Ellis Valentine, R OBP: 0.238, SLG: 0.381 (1, 9)	L3				4-3	5-3		2B 1B	2-H 3-H 1B 2B	4	1	1	2	0	0	1							
Woody Fryman, R OBP: 0.143, SLG: 0.143 Larry Githner, L OBP: 0.143, SLG: 0.143 Don Stanhouse, R OBP: 0.386, SLG: 0.533 Wayne Granger, R OBP: 0.107, SLG: 0.333 (1, 1) (5, PH) (5, 1) (8, PH) (9, 1) (9, PH)	K				6-3			WP 1B BB	1-H 1B 2B	1	0	0	0	0	1	0							
										1	0	0	0	0	0	0							
Inning Stats	R: 0 E: 0 K: 1 S: 5	H: 0 LOB: 1 BB: 1 P: 9	R: 0 E: 0 K: 1 S: 6	H: 1 LOB: 0 BB: 0 P: 6	R: 0 E: 0 K: 1 S: 5	H: 0 LOB: 0 BB: 0 P: 5	R: 0 E: 0 K: 0 S: 3	H: 1 LOB: 1 BB: 1 P: 7	R: 0 E: 0 K: 0 S: 3	H: 0 LOB: 0 BB: 0 P: 3	R: 0 E: 0 K: 0 S: 4	H: 1 LOB: 2 BB: 1 P: 8	R: 0 E: 0 K: 0 S: 3	H: 0 LOB: 0 BB: 0 P: 3	R: 0 E: 0 K: 0 S: 4	H: 1 LOB: 2 BB: 1 P: 8	R: 4 E: 1 K: 0 S: 8	H: 4 LOB: 2 BB: 1 P: 12	1B: 7 2B: 2 3B: 0 HR: 0	SF: 0 SAC: 0 DP: 1 HBP: 0	WP: 1 PB: 0 SB: 0 CS: 0	PA: 40	
PITCHER	IP WLS BF H R ER SO BB IBB HBP BLK WP HR S P ERA WHIP	8.1 W 35 6 3 3 3 5 0 0 0 1 0 36 56 3.24 1.320	0.2 5 2 1 1 0 0 0 0 0 0 0 5 5 13.50 3.000																				

AB	35
R	4
H	8
RBI	4
BB	5
SO	3
LOB	20



Batter	1	2	3	4	5	6	7	8	9	AB	R	H	RBI	BB	SO	LOB	TOP				
Larry Milbourne, S (1,4) OBP: 0.365, SLG: 0.307	1-3		1B		FC6-2			4-3 1B	F7	5	1	2	0	0	0	3					
Enos Cabell, R (1,5) OBP: 0.345, SLG: 0.398	1-3		K			F9		4-3		4	0	0	0	0	1	2					
Cesar Cedeno, R (1,8) OBP: 0.361, SLG: 0.610	1-3			S 1B		F8		2B 1B		4	1	2	1	0	0	0					
Bob Watson, R (1,3) OBP: 0.400, SLG: 0.361		6-3			F8 1-2	K		2B 1B		4	0	1	1	0	1	1					
Cliff Johnson, R (1,2) OBP: 0.328, SLG: 0.327	5-3				F3			K		4	0	0	0	0	1	3					
Jose Cruz, L (1,7) OBP: 0.281, SLG: 0.222					K		4-3		WP 2B BB	3	1	1	0	1	1	1					
Greg Gross, L (1,9) OBP: 0.338, SLG: 0.356	K				4-3 FC6-2 2B			1B	4-3	4	0	2	0	0	1	2					
Roger Metzger, S (1,6) OBP: 0.310, SLG: 0.333			5-3		4-3		4-3			4	0	1	1	0	0	2					
Larry Dierker, R (1,1) Ken Boswell, L (8, PH) Wilbur Howard, S (8, PR) Larry Hardy, R (8, 1)	4-3		4-3		FC			CS 1B	F2	2	0	0	0	0	0	1					
Inning Stats	R: 0 E: 0 K: 0 S: 3	H: 0 LOB: 0 BB: 0 P: 3	R: 0 E: 0 K: 1 S: 6	H: 1 LOB: 1 BB: 0 P: 6	R: 0 E: 0 K: 1 S: 6	H: 1 LOB: 1 BB: 0 P: 6	R: 0 E: 0 K: 1 S: 6	H: 1 LOB: 2 BB: 0 P: 4	R: 0 E: 0 K: 1 S: 5	H: 0 LOB: 0 BB: 0 P: 5	R: 0 E: 0 K: 0 S: 4	H: 1 LOB: 1 BB: 0 P: 4	R: 2 E: 0 K: 1 S: 8	H: 4 LOB: 2 BB: 0 P: 8	R: 1 E: 0 K: 0 S: 4	H: 1 LOB: 1 BB: 1 P: 8	1B: 7 2B: 3 3B: 0 HR: 0	SF: 0 SAC: 0 DP: 0 HBP: 0	WP: 1 PB: 0 SB: 1 CS: 1	PA: 37	
PITCHER	IP	WLS	BF	H	R	ER	SO	BB	IBB	HBP	BLK	WP	HR	S	P	ERA	WHIP				
Steve Rogers, R (1,1) ERA: 3.74	7.1		28	7	1	1	4	0	0	0	0	0	0	36	36	1.23	0.955				
Dale Murray, R (8, 1) ERA: 2.51	0.1	L	3	2	1	1	0	0	0	0	0	0	0	3	3	27.00	6.000				
Wayne Granger, R (8, 1) ERA: 1.42	0.1		1	0	0	0	1	0	0	0	0	0	0	3	3	0.00	0.000				
Fred Scherman, L (9, 1) ERA: 4.8	1.0		5	1	1	1	0	1	0	0	0	1	0	4	8	9.00	2.000				

Houston Astros @ Montreal Expos
 Jarry Park, Montreal, QB
 Thu Apr 29 1976, 3:33 AM EDT
 Att. 5,873 - Unknown - 61 F


AB	36
R	3
H	10
RBI	3
BB	1
SO	5
LOB	16



Batter	1	2	3	4	5	6	7	8	9	AB	R	H	RBI	BB	SO	LOB	BOTTOM				
Jerry White, S (1,8) OBP: 0.352, SLG: 0.375	5-3		F6			L5			F8	4	0	0	0	0	0	0					
Nate Colbert, R (1,7) OBP: 0.407, SLG: 0.652			F4			K			K	4	0	1	0	0	2	0					
Mike Jorgensen, L (1,3) OBP: 0.286, SLG: 0.431	F7				4-3	F4			F3	4	0	0	0	0	0	1					
Gary Carter, R (1,2) OBP: 0.358, SLG: 0.350	F7				G6-4-3 1B	L7				3	0	1	0	0	0	1					
Larry Parrish, R (1,5) OBP: 0.254, SLG: 0.250		5-3			G6-4-3	L4				3	0	0	0	0	0	1					
Pete Mackanin, R (1,4) OBP: 0.270, SLG: 0.356			WP SF7 1B			F7			F6	3	1	1	0	0	0	0					
Tim Foli, R (1,6) OBP: 0.315, SLG: 0.520			SF7						6-3	1	0	0	1	1	0	0					
Ellis Valentine, R (1,9) OBP: 0.207, SLG: 0.310		6-3							F2	3	0	0	0	0	1	1					
Steve Rogers, R (1,1) Dale Murray, R (8, 1) Wayne Granger, R (8, 1) Jim Dwyer, L (8, PH) Fred Scherman, L (9, 1)					6-3				L9	2	0	0	0	0	0	0					
Inning Stats	R: 0 E: 0 K: 0 S: 4	H: 1 LOB: 1 BB: 0 P: 4	R: 1 E: 0 K: 0 S: 4	H: 1 LOB: 0 BB: 0 P: 4	R: 0 E: 0 K: 0 S: 3	H: 0 LOB: 0 BB: 0 P: 3	R: 0 E: 0 K: 1 S: 5	H: 1 LOB: 1 BB: 1 P: 9	R: 0 E: 0 K: 1 S: 5	H: 0 LOB: 0 BB: 0 P: 5	R: 0 E: 0 K: 0 S: 3	H: 0 LOB: 0 BB: 0 P: 3	R: 0 E: 0 K: 0 S: 3	H: 0 LOB: 0 BB: 0 P: 3	R: 0 E: 0 K: 1 S: 5	H: 0 LOB: 0 BB: 0 P: 5	1B: 2 2B: 1 3B: 0 HR: 0	SF: 1 SAC: 0 DP: 1 HBP: 0	WP: 1 PB: 0 SB: 1 CS: 0	PA: 30	
PITCHER	IP	WLS	BF	H	R	ER	SO	BB	IBB	HBP	BLK	WP	HR	S	P	ERA	WHIP				
Larry Dierker, R (1,1) ERA: 4.28	7.0		24	3	1	1	2	1	0	0	0	0	0	27	31	1.29	0.571				
Larry Hardy, R (8, 1) ERA: 6.75	2.0	S	6	0	0	0	1	0	0	0	0	0	0	8	8	0.00	0.000				


Houston Astros @ Montreal Expos
 Jarry Park, Montreal, QB
 Thu Apr 29 1976, 3:33 AM EDT
 Att. 5,873 - Unknown - 61 F

AB	28
R	1
H	3
RBI	1
BB	1
SO	3
LOB	5




Batter	1	2	3	4	5	6	7	8	9	AB	R	H	RBI	BB	SO	LOB	TOP										
Jerry White, S OBP: 0.345, SLG: 0.385 (1, 8)	F9		1B			K		K		4	0	1	0	0	2	0	Montreal Expos @ Cincinnati Reds Riverfront Stadium, Cincinnati, OH Fri Apr 30 1976, 7:05 PM EDT Att: 20,166 - Unknown										
Larry Blittner, L OBP: 0.160, SLG: 0.160 (1, 7)	4-3		2H			P6			5-3	4	0	1	0	0	0	0											
Gary Carter, R OBP: 0.338, SLG: 0.328 (1, 2)	K				F7		P6		F8	4	0	0	0	0	1	0											
Nate Colbert, R OBP: 0.355, SLG: 0.556 (1, 3)		K			F9		P6		K	4	0	0	0	0	2	0											
Larry Parrish, R OBP: 0.243, SLG: 0.239 (1, 5)		L6			F8		P5			3	0	0	0	0	0	0											
Pete Mackanin, R OBP: 0.273, SLG: 0.355 (1, 4)		1B			6-3				F8	3	0	1	0	0	0	0											
Tim Foli, R OBP: 0.316, SLG: 0.509 (1, 6)		K			F8				HR	3	1	1	0	0	1	1											
Ellis Valentine, R OBP: 0.219, SLG: 0.406 (1, 9)					F9		K		HR	3	1	1	2	0	1	0											
Dan Warthen, S OBP: 0.276, SLG: 0.357 (6, PH)					K		F8		L5	1	0	0	0	0	1	0											
Jim Dwyer, L OBP: 0.276, SLG: 0.357 (6, PH)										1	0	0	0	0	0	0											
Dale Murray, R OBP: 0.250, SLG: 0.375 (6, PH)										0	0	0	0	0	0	0											
Jose Morales, R OBP: 0.250, SLG: 0.375 (6, PH)										0	0	0	0	0	0	0											
Wayne Granger, R OBP: 0.333, SLG: 0.333 (8, 1)										0	0	0	0	0	0	0											
Fred Scherman, L OBP: 0.333, SLG: 0.333 (8, 1)										0	0	0	0	0	0	0											
Inning Stats	R: 0 E: 0 K: 1 S: 5	H: 0 LOB: 0 BB: 0 P: 5	R: 0 E: 0 K: 2 S: 8	H: 1 LOB: 1 BB: 0 P: 8	R: 0 E: 0 K: 1 S: 6	H: 2 LOB: 2 BB: 0 P: 6	R: 0 E: 0 K: 0 S: 3	H: 0 LOB: 0 BB: 0 P: 3	R: 0 E: 0 K: 1 S: 5	H: 0 LOB: 0 BB: 0 P: 5	R: 0 E: 0 K: 0 S: 3	H: 0 LOB: 0 BB: 0 P: 3	R: 2 E: 1 K: 1 S: 7	H: 2 LOB: 2 BB: 0 P: 7	R: 0 E: 0 K: 1 S: 5	H: 0 LOB: 0 BB: 0 P: 5	1B: 3 2B: 1 3B: 0 HR: 1	SF: 0 SAC: 0 DP: 0 HBP: 0	WP: 0 PB: 0 CS: 0	PA: 31							
PITCHER	IP	WLS	BF	H	R	ER	SO	BB	IBB	HBP	BLK	WP	HR	S	P	ERA	WHIP										
Gary Nolan, R ERA: 3.34 (1, 1)	8.0	W	28	5	2	2	7	0	0	0	0	0	1	42	42	2.25	0.625										
Rawly Eastwick, R ERA: 2.35 (9, 1)	1.0		3	0	0	0	1	0	0	0	0	0	0	5	5	0.00	0.000										


AB	31
R	2
H	5
RBI	2
BB	0
SO	8
LOB	1




Batter	1	2	3	4	5	6	7	8	9	AB	R	H	RBI	BB	SO	LOB	BOTTOM										
Pete Rose, S OBP: 0.541, SLG: 0.616 (1, 5)	6-3	5-3		K		F7		E		5	0	1	1	0	1	3	Montreal Expos @ Cincinnati Reds Riverfront Stadium, Cincinnati, OH Fri Apr 30 1976, 7:05 PM EDT Att: 20,166 - Unknown										
Ken Griffey, L OBP: 0.420, SLG: 0.540 (1, 9)	K		BB		K		1-3	E3		4	0	0	0	1	2	1											
Joe Morgan, L OBP: 0.500, SLG: 0.673 (1, 4)	BB		F8		HR		P5	F8		4	1	1	0	1	0	3											
Tony Perez, R OBP: 0.300, SLG: 0.355 (1, 3)	P6		F8		F7		6-3			4	0	0	0	0	0	3											
Johnny Bench, R OBP: 0.406, SLG: 0.600 (1, 2)		HR	P6		HR			1B		4	2	3	3	0	0	1											
George Foster, R OBP: 0.359, SLG: 0.424 (1, 8)		SH2		F3		HR		FC5-2		2	1	1	0	2	0	0											
Bob Bailey, R OBP: 0.375, SLG: 0.643 (1, 7)		F8						FC5-2		3	1	1	0	0	0	2											
Mike Lum, L OBP: 0.346, SLG: 0.478 (6, 7)		F8		1B		4-3		1B		1	1	1	0	0	0	0											
Dave Concepcion, R OBP: 0.274, SLG: 0.281 (1, 6)		SH2		6-3		6-3		FC5-2		4	1	1	0	0	0	4											
Gary Nolan, R OBP: 0.444, SLG: 0.444 (1, 1)		SH2						1B		2	0	1	1	0	1	0											
Dan Driessen, L OBP: 0.375, SLG: 0.182 (8, PH)								3H		0	0	0	1	0	0	0											
Rawly Eastwick, R ERA: 4.7 (9, 1)										0	0	0	0	0	0	0											
Inning Stats	R: 0 E: 0 K: 1 S: 5	H: 0 LOB: 1 BB: 1 P: 9	R: 1 E: 0 K: 0 S: 5	H: 2 LOB: 2 BB: 1 P: 9	R: 0 E: 0 K: 0 S: 3	H: 0 LOB: 1 BB: 1 P: 7	R: 1 E: 0 K: 1 S: 7	H: 2 LOB: 1 BB: 0 P: 7	R: 2 E: 1 K: 1 S: 7	H: 2 LOB: 1 BB: 1 P: 11	R: 0 E: 0 K: 1 S: 5	H: 0 LOB: 0 BB: 0 P: 5	R: 0 E: 0 K: 0 S: 3	H: 0 LOB: 0 BB: 0 P: 3	R: 3 E: 1 K: 0 S: 8	H: 4 LOB: 2 BB: 0 P: 8	1B: 7 2B: 1 3B: 0 HR: 2	SF: 1 SAC: 1 DP: 0 HBP: 0	WP: 0 PB: 0 CS: 0	PA: 39							
PITCHER	IP	WLS	BF	H	R	ER	SO	BB	IBB	HBP	BLK	WP	HR	S	P	ERA	WHIP										
Dan Warthen, L ERA: 4.5 (1, 1)	5.0	L	25	6	4	4	3	4	0	0	0	0	0	8	8	0.00	0.000										
Dale Murray, R ERA: 2.19 (6, 1)	2.0		6	0	0	0	1	0	0	0	0	0	0	8	8	0.00	0.000										
Wayne Granger, R ERA: 2.7 (8, 1)	0.2		6	4	3	2	0	0	0	0	0	0	0	6	6	27.00	6.000										
Fred Scherman, L ERA: 4.7 (8, 1)	0.1		2	0	0	0	0	0	0	0	0	0	0	2	2	0.00	0.000										

AB	33
R	7
H	10
RBI	6
BB	4
SO	4
LOB	17



Batter	1	2	3	4	5	6	7	8	9	AB	R	H	RBI	BB	SO	LOB	TOP										
Pepe Mangual, R OBP: 0.324, SLG: 0.241 (1, 8)	0-0 1-3		0-0 6-3			0-3 K		4-0 BB		3	0	0	0	1	1	0	Montreal Expos @ Cincinnati Reds Riverfront Stadium, Cincinnati, OH Sat May 01 1976, 3:33 AM EDT Att: 28,138 - Unknown 										
Bombo Rivera, R OBP: 0.388, SLG: 0.438 (1, 7)	0-0 1B			0-3 K		0-0 1B		0-0 FC5		4	0	2	0	0	1	2											
Gary Carter, R OBP: 0.320, SLG: 0.309 (1, 2)	0-0 F7			0-0 P6		0-0 F8			0-0 6-3	4	0	0	0	0	0	2											
Larry Parrish, R OBP: 0.230, SLG: 0.225 (1, 5)	0-0 L5			0-0 F3			0-3 K		0-0 6-3	4	0	0	0	0	1	1											
Nate Colbert, R OBP: 0.371, SLG: 0.517 (1, 3)		4-0 CS BB			0-3 K		0-0 5-3		4-0 BB	2	0	0	0	2	1	0											
Pete Mackanin, R OBP: 0.271, SLG: 0.394 (1, 4)		0-3 K 1-2			0-0 HR		0-0 F9		0-0 6-3	4	1	1	1	0	1	2											
Tim Foli, R OBP: 0.317, SLG: 0.491 (1, 6)		4-0 CS BB			0-3 K			0-0 L7		2	0	0	0	1	1	0											
Ellis Valentine, R OBP: 0.200, SLG: 0.371 (1, 9)		0-0 CS 1-2	0-3 K		0-3 K			0-0 4-3		3	0	0	0	0	2	0											
Don Carrithers, R Fred Scherman, L Jerry White, S Don Stanhouse, R Barry Foote, R Steve Renko, R (1, 1) (5, 1) (6, PH) (6, 1) (8, PH) (8, 1)			0-0 F3			0-0 F9		0-0 FC5 BB 1B		1	0	0	0	0	0	0											
Inning Stats	R: 0 E: 0 K: 0 S: 4	H: 1 LOB: 1 BB: 0 P: 4	R: 0 E: 0 K: 1 S: 3	H: 0 LOB: 0 BB: 2 P: 11	R: 0 E: 0 K: 1 S: 5	H: 0 LOB: 0 BB: 0 P: 5	R: 0 E: 0 K: 1 S: 5	H: 1 LOB: 1 BB: 0 P: 6	R: 0 E: 0 K: 1 S: 5	H: 0 LOB: 0 BB: 0 P: 5	R: 0 E: 0 K: 0 S: 4	H: 1 LOB: 2 BB: 1 P: 8	R: 0 E: 0 K: 0 S: 3	H: 0 LOB: 1 BB: 1 P: 7	1B: 3 2B: 0 3B: 0 HR: 1	SF: 0 SAC: 0 DP: 0 HBP: 0		WP: 0 PB: 0 CS: 2	PA: 34								
PITCHER	IP	WLS	BF	H	R	ER	SO	BB	IBB	HBP	BLK	WP	HR	S	P	ERA	WHIP										
Don Gullett, L ERA: 0.6 (1, 1)	8.0	W	29	4	1	1	8	3	0	0	0	0	1	42	54	1.12	0.875										
Pat Zachry, R ERA: 1.15 (9, 1)	1.0		4	0	0	0	0	1	0	0	0	0	0	3	7	0.00	1.000										

Batter	1	2	3	4	5	6	7	8	9	AB	R	H	RBI	BB	SO	LOB	BOTTOM										
Pete Rose, S OBP: 0.533, SLG: 0.592 (1, 5)	4-0 FC6-4 BB		4-0 BB	0-0 1-3		0-3 K		0-0 F7		3	0	0	0	2	1	2	Montreal Expos @ Cincinnati Reds Riverfront Stadium, Cincinnati, OH Sat May 01 1976, 3:33 AM EDT Att: 28,138 - Unknown 										
Ken Griffey, L OBP: 0.397, SLG: 0.507 (1, 9)	0-0 FC6-4 S 1-2		0-0 F7		0-0 E3 HR S	0-0 6-3				4	1	0	0	0	0	2											
Joe Morgan, L OBP: 0.474, SLG: 0.627 (1, 4)	0-0 F7 1-2		0-0 F9		0-0 L4	0-0 F7				4	0	0	0	0	0	3											
Dan Driessen, L OBP: 0.400, SLG: 0.429 (1, 3)	0-3 K			0-0 HR	4-0 HR BB		0-0 4-3			3	2	1	1	1	1	1											
Johnny Bench, R OBP: 0.397, SLG: 0.627 Bill Plummer, R OBP: 0.300, SLG: 0.333 (1, 2) (9, 2)		0-3 K		0-0 5-3	0-0 HR		0-0 F9			4	1	1	3	0	1	0											
Mike Lum, L OBP: 0.367, SLG: 0.500 (1, 7)		4-0 BB		0-0 2B	0-0 2B	0-0 6-3		0-0 6-3		3	1	1	0	1	0	0											
George Foster, R OBP: 0.368, SLG: 0.435 (1, 8)		0-0 F5		0-0 1B	4-0 1B	0-0 1B		0-3 K		3	1	1	1	1	1	1											
Dave Concepcion, R OBP: 0.286, SLG: 0.294 (1, 6)		0-0 L9		0-0 F7	0-0 1B			0-0 FC6-4 1B		4	0	2	0	0	0	2											
Don Gullett, R OBP: 0.143, SLG: 0.143 Joel Youngblood, R OBP: 0.471, SLG: 0.625 Pat Zachry, R OBP: 0.333, SLG: 0.333 (1, 1) (8, PH) (9, 1)			0-0 F9		0-0 1B	0-0 G3		0-0 FC6-4 1-2		3	0	1	1	0	0	2											
Inning Stats	R: 0 E: 0 K: 1 S: 5	H: 0 LOB: 1 BB: 1 P: 9	R: 0 E: 0 K: 1 S: 5	H: 0 LOB: 1 BB: 1 P: 9	R: 0 E: 0 K: 0 S: 3	H: 0 LOB: 1 BB: 1 P: 7	R: 3 E: 0 K: 0 S: 7	H: 4 LOB: 1 BB: 0 P: 7	R: 3 E: 1 K: 0 S: 6	H: 2 LOB: 2 BB: 2 P: 14	R: 0 E: 0 K: 1 S: 5	H: 0 LOB: 0 BB: 0 P: 5	R: 0 E: 0 K: 0 S: 3	H: 0 LOB: 1 BB: 0 P: 6	1B: 3 2B: 2 3B: 0 HR: 2	SF: 0 SAC: 0 DP: 0 HBP: 0		WP: 0 PB: 0 CS: 0	PA: 37								
PITCHER	IP	WLS	BF	H	R	ER	SO	BB	IBB	HBP	BLK	WP	HR	S	P	ERA	WHIP										
Don Carrithers, R ERA: 5.14 (1, 1)	4.1	L	23	5	0	5	2	4	0	0	0	0	0	3	7	10.38	2.077										
Fred Scherman, L ERA: 4.5 (5, 1)	0.2		4	1	0	0	0	1	0	0	0	0	0	3	7	0.00	3.000										
Don Stanhouse, R ERA: 2.45 (6, 1)	2.0		6	0	0	0	1	0	0	0	0	0	0	8	8	0.00	0.000										
Steve Renko, R ERA: 8.64 (8, 1)	1.0		4	1	0	0	1	0	0	0	0	0	0	6	6	0.00	1.000										

Batter	1	2	3	4	5	6	7	8	9	AB	R	H	RBI	BB	SO	LOB	TOP			
Jerry Turner, L (1,7) OBP: 0.452, SLG: 0.649	F4		6-3			F5		SH1-3 WP BB		3	0	0	0	1	0	0				
Tito Fuentes, S (1,4) OBP: 0.348, SLG: 0.393	G3		4-3			1B 2B		SH1-3		3	1	1	0	0	0	0				
Willie Davis, L (1,8) OBP: 0.322, SLG: 0.466	WP HR 1B			4-3		1B HR 1B		F5		4	2	2	1	0	0	1				
Willie McCovey, L (1,3) OBP: 0.316, SLG: 0.353				4-3		1B HR 1B				4	2	2	2	0	1	1				
Mike Ivie, R (8,3) OBP: 0.292, SLG: 0.339	1-H HR					1B HR 1B		K		0	0	0	0	0	0	0				
Doug Rader, R (1,5) OBP: 0.412, SLG: 0.541	6-3			F8		1-H HR				4	1	2	3	0	0	0				
Dave Winfield, R (1,9) OBP: 0.333, SLG: 0.338		6-3			2-3	K			G3 2B	4	0	0	0	0	1	1				
Hector Torres, R (1,6) OBP: 0.351, SLG: 0.486		K			4-3				4-3	3	0	0	0	1	1	1	AB 32			
Fred Kendall, R (1,2) OBP: 0.277, SLG: 0.196		6-3			L7				4-3	4	0	0	0	0	0	2	R 6			
Brent Strom, R (1,1)										1	0	0	0	0	1	0	H 7			
Ted Kubiak, S (6,PH) OBP: 0.341, SLG: 0.308				K		3-1				1	0	0	0	0	0	0	RBI 6			
Alan Foster, R (6,1)										1	0	0	0	0	0	0	BB 2			
Butch Metzger, R (9,1)										0	0	0	0	0	0	0	SO 4			
										0	0	0	0	0	0	0	LOB 6			
Inning Stats	R: 2 E: 0 K: 0 S: 5	H: 2 LOB: 0 BB: 0 P: 5	R: 0 E: 0 K: 1 S: 5	H: 0 LOB: 0 BB: 0 P: 5	R: 0 E: 0 K: 1 S: 3	H: 0 LOB: 0 BB: 0 P: 3	R: 0 E: 0 K: 0 S: 3	H: 0 LOB: 0 BB: 0 P: 3	R: 4 E: 0 K: 1 S: 9	H: 4 LOB: 0 BB: 1 P: 9	R: 0 E: 0 K: 0 S: 2	H: 0 LOB: 1 BB: 1 P: 6	R: 0 E: 0 K: 1 S: 5	H: 0 LOB: 1 BB: 1 P: 9	R: 0 E: 0 K: 0 S: 4	H: 1 LOB: 1 BB: 0 P: 4	1B: 3 2B: 2 3B: 0 HR: 2	SF: 0 SAC: 1 DP: 1 HBP: 0	WP: 2 PB: 0 SB: 0 CS: 0	PA: 35
PITCHER	IP WLS BF H R ER SO BB IBB HBP BLK WP HR S P ERA WHIP																			
Steve Rogers, R (1,1) ERA: 4.43	7.0 L 27 6 6 6 3 1 0 0 0 1 2 32 36 7.71 1.000																			
Dale Murray, R (8,1) ERA: 1.69	2.0 8 1 0 0 1 1 0 0 0 1 0 9 13 0.00 1.000																			

San Diego Padres @ Montreal Expos
Jarry Park, Montreal, QB
Wed May 05 1976, 7:05 PM EDT
Alt. 6,085 - Unknown - 64 F

AB 32
R 6
H 7
RBI 6
BB 2
SO 4
LOB 6



Batter	1	2	3	4	5	6	7	8	9	AB	R	H	RBI	BB	SO	LOB	BOTTOM			
Jerry White, S (1,8) OBP: 0.361, SLG: 0.375	F7		F4	L5			4-1		FC6-4	5	0	0	1	0	0	4				
Tim Foli, R (1,6) OBP: 0.292, SLG: 0.448	F4		WP 2B		F3		F8		L9	5	0	1	0	0	0	2				
Gary Carter, R (1,9) OBP: 0.361, SLG: 0.387			F5		6-3			F8 1B		4	0	2	0	0	0	1				
Nate Colbert, R (1,3) OBP: 0.364, SLG: 0.444	5-3			S 2B BB		F8		F8		3	1	0	0	1	0	2				
Pete Mackanin, R (1,4) OBP: 0.256, SLG: 0.397		HR		F4		K		F8		4	1	1	1	0	1	2				
Bombo Rivera, R (1,7) OBP: 0.318, SLG: 0.350			F7		F2		G3		4-3	3	0	0	0	0	0	1				
Mike Jorgensen, L (8,PH) OBP: 0.269, SLG: 0.403										1	0	0	0	0	0	1				
Larry Parrish, R (1,5) OBP: 0.259, SLG: 0.250		K				6-3				3	2	1	1	1	1	0	AB 34			
Barry Foote, R (1,2) OBP: 0.231, SLG: 0.237						1B 2B				3	0	1	0	1	1	0	R 4			
Steve Rogers, R (1,1) OBP: 0.071, SLG: 0.071										2	0	1	1	0	0	0	H 7			
Jim Dwyer, L (7,PH) OBP: 0.297, SLG: 0.324										0	0	0	0	1	0	0	RBI 4			
Dale Murray, R (8,1) ERA: 2.16										0	0	0	0	0	0	0	BB 4			
Jose Morales, R (9,PH) OBP: 0.200, SLG: 0.300										1	0	0	0	0	0	2	SO 3			
Inning Stats	R: 0 E: 0 K: 0 S: 4	H: 1 LOB: 1 BB: 0 P: 4	R: 1 E: 0 K: 2 S: 8	H: 1 LOB: 0 BB: 0 P: 8	R: 0 E: 0 K: 0 S: 4	H: 1 LOB: 1 BB: 0 P: 4	R: 2 E: 0 K: 0 S: 5	H: 2 LOB: 2 BB: 2 P: 13	R: 0 E: 0 K: 1 S: 5	H: 0 LOB: 0 BB: 0 P: 5	R: 0 E: 0 K: 0 S: 3	H: 0 LOB: 1 BB: 1 P: 7	R: 0 E: 0 K: 0 S: 4	H: 1 LOB: 1 BB: 0 P: 4	R: 1 E: 0 K: 0 S: 4	H: 1 LOB: 1 BB: 1 P: 8	1B: 4 2B: 2 3B: 0 HR: 1	SF: 0 SAC: 0 DP: 0 HBP: 0	WP: 1 PB: 0 SB: 1 CS: 0	PA: 38
PITCHER	IP WLS BF H R ER SO BB IBB HBP BLK WP HR S P ERA WHIP																			
Brent Strom, L (1,1) ERA: 4.15	5.0 W 22 5 3 3 2 1 1 0 0 0 1 24 32 5.40 1.200																			
Alan Foster, R (6,1) ERA: 2.16	3.0 13 2 1 1 1 2 0 0 0 0 0 13 21 3.00 1.333																			
Butch Metzger, R (9,1) ERA:	1.0 S 3 0 0 0 0 0 0 0 0 0 0 3 3 0.00 0.000																			

San Diego Padres @ Montreal Expos
Jarry Park, Montreal, QB
Wed May 05 1976, 7:05 PM EDT
Alt. 6,085 - Unknown - 64 F

AB 34
R 4
H 7
RBI 4
BB 4
SO 3
LOB 15



Batter	1	2	3	4	5	6	7	8	9	AB	R	H	RBI	BB	SO	LOB	TOP					
Von Joshua, L OBP: 0.302, SLG: 0.347 (1, 8)										4	0	2	1	0	1	1	San Francisco Giants @ Montreal Expos Jarry Park, Montreal, QB Sat May 08 1976, 3:33 AM EDT Att: 10,112 - Unknown - 46 F					
Derrel Thomas, S OBP: 0.327, SLG: 0.333 (1, 4)										4	0	0	0	1	1	2						
Bobby Murcer, L OBP: 0.393, SLG: 0.370 (1, 9)										3	0	0	0	2	1	3						
Gary Matthews, R OBP: 0.336, SLG: 0.426 (1, 7)										4	0	1	0	1	0	2						
Willie Montanez, L OBP: 0.376, SLG: 0.384 (1, 3)										5	1	2	0	0	1	3						
Chris Speier, R OBP: 0.349, SLG: 0.374 (1, 6)										4	2	1	0	0	0	1						
Ken Reitz, R OBP: 0.366, SLG: 0.411 (1, 5)										4	1	2	2	0	0	1						
Marc Hill, R OBP: 0.304, SLG: 0.500 (1, 2)										4	1	2	1	0	0	1						
John D'Acquisto, R OBP: 0.307, SLG: 0.500 (2, 1)										1	0	1	1	0	0	0						
Dave Heaverlo, R ERA: 4.72 (2, 1)										0	0	0	0	0	0	0						
Chris Arnold, R ERA: 4.32 (4, PH)										0	0	0	0	0	1	3						
Mike Caldwell, L ERA: 0.50 (4, 1)										0	0	0	0	0	0	0						
Steve Ontiveros, S ERA: 2.84 (6, PH)										0	0	0	0	0	0	0						
Randy Moffitt, R ERA: 2.84 (6, 1)										0	0	0	0	0	0	0						
Dave Rader, L ERA: 0.75 (8, PH)										0	0	0	0	0	0	0						
Charlie Williams, R ERA: 0.75 (8, 1)										0	0	0	0	0	0	0						
Inning Stats	R: 0 E: 0 K: 0 S: 4	H: 2 LOB: 2 BB: 1 P: 8	R: 1 E: 0 K: 1 S: 7	H: 2 LOB: 1 BB: 0 P: 7	R: 0 E: 0 K: 0 S: 3	H: 0 LOB: 0 BB: 0 P: 3	R: 2 E: 0 K: 2 S: 11	H: 4 LOB: 3 BB: 1 P: 15	R: 2 E: 1 K: 1 S: 7	H: 1 LOB: 0 BB: 0 P: 7	R: 0 E: 0 K: 1 S: 6	H: 1 LOB: 2 BB: 1 P: 10	R: 0 E: 0 K: 0 S: 4	H: 1 LOB: 1 BB: 0 P: 4	R: 0 E: 0 K: 1 S: 5	H: 0 LOB: 0 BB: 0 P: 5	R: 0 E: 0 K: 0 S: 2	H: 0 LOB: 0 BB: 1 P: 6	1B: 9 2B: 1 3B: 0 HR: 1	SF: 1 SAC: 0 DP: 1 HBP: 0	WP: 0 PB: 0 SB: 0 CS: 1	PA: 41
PITCHER	IP WLS BF H R ER SO BB IBB HBP BLK WP HR S P ERA WHIP																					
Woodie Fryman, L ERA: 4.72 (1, 1)	5.1 W 28 10 5 3 5 2 0 0 0 0 0 1 36 44 5.06 2.250																					
Fred Scherman, L ERA: 4.32 (6, 1)	0.1 2 0 0 0 0 1 0 0 1 0 0 0 1 5 0.00 3.000																					
Dale Murray, R ERA: 1.4 (6, 1)	3.1 S 11 1 0 0 1 1 0 0 0 0 0 0 12 16 0.00 0.600																					

Batter	1	2	3	4	5	6	7	8	9	AB	R	H	RBI	BB	SO	LOB	BOTTOM			
Pepe Manguat, R OBP: 0.319, SLG: 0.325 (1, 7)										3	2	1	1	2	0	1	San Francisco Giants @ Montreal Expos Jarry Park, Montreal, QB Sat May 08 1976, 3:33 AM EDT Att: 10,112 - Unknown - 46 F			
Jerry White, S OBP: 0.370, SLG: 0.417 (1, 8)										5	2	2	1	0	1	2				
Mike Jorgensen, L OBP: 0.276, SLG: 0.400 (1, 3)										4	0	2	1	1	0	1				
Gary Carter, R OBP: 0.352, SLG: 0.366 (1, 2)										3	1	1	1	1	0	2				
Pete Mackanin, R OBP: 0.256, SLG: 0.376 (1, 4)										3	1	0	0	1	0	4				
Larry Parrish, R OBP: 0.258, SLG: 0.273 (1, 5)										4	0	1	3	0	0	0				
Tim Foli, R OBP: 0.291, SLG: 0.446 (1, 6)										4	0	1	0	0	0	1				
Ellis Valentine, R OBP: 0.256, SLG: 0.381 (1, 9)										4	1	2	0	0	2					
Woodie Fryman, R OBP: 0.083, SLG: 0.083 (1, 1)										2	0	0	0	0	0	1				
Fred Scherman, L OBP: 0.333, SLG: 0.333 (6, 1)										0	0	0	0	0	0	0				
Dale Murray, R (6, 1)										1	0	0	0	0	1	1				
Inning Stats	R: 4 E: 0 K: 0 S: 7	H: 4 LOB: 1 BB: 1 P: 11	R: 2 E: 0 K: 0 S: 5	H: 2 LOB: 1 BB: 1 P: 9	R: 0 E: 0 K: 0 S: 4	H: 1 LOB: 0 BB: 0 P: 4	R: 0 E: 0 K: 0 S: 4	H: 1 LOB: 0 BB: 0 P: 4	R: 0 E: 1 K: 0 S: 5	H: 0 LOB: 0 BB: 2 P: 13	R: 0 E: 0 K: 1 S: 6	H: 1 LOB: 1 BB: 0 P: 6	R: 0 E: 0 K: 1 S: 4	H: 0 LOB: 0 BB: 1 P: 8	R: 0 E: 0 K: 1 S: 4	H: 0 LOB: 0 BB: 1 P: 8	1B: 6 2B: 2 3B: 1 HR: 1	SF: 0 SAC: 1 DP: 0 HBP: 0	WP: 2 PB: 0 SB: 0 CS: 0	PA: 39
PITCHER	IP WLS BF H R ER SO BB IBB HBP BLK WP HR S P ERA WHIP																			
John D'Acquisto, R ERA: 14.34 (1, 1)	1.1 L 12 6 6 0 0 0 2 0 0 0 0 1 0 6 6 0.00 6.000																			
Dave Heaverlo, R ERA: 3.07 (2, 1)	1.2 6 1 0 0 0 0 0 0 0 0 0 1 0 6 6 0.00 0.600																			
Mike Caldwell, L ERA: 0.50 (4, 1)	2.0 7 1 0 0 0 0 0 0 0 0 1 0 7 7 0.00 0.500																			
Randy Moffitt, R ERA: 2.84 (6, 1)	2.0 11 2 1 0 1 1 1 0 0 0 0 0 0 11 19 0.00 1.500																			
Charlie Williams, R ERA: 0.75 (8, 1)	1.0 3 0 0 0 0 1 1 0 0 0 0 0 0 4 8 0.00 1.000																			

AB	36
R	5
H	11
RBI	5
BB	4
SO	6
LOB	17



AB	33
R	7
H	10
RBI	7
BB	5
SO	2
LOB	15



Batter	1	2	3	4	5	6	7	8	9	AB	R	H	RBI	BB	SO	LOB	TOP																					
Von Joshua, L OBP: 0.309, SLG: 0.352 (1, 8)	1-3		1B FC4-6			SH1-3		F9		4	1	2	0	0	0	0	San Francisco Giants @ Montreal Expos Jarry Park, Montreal, QB Sun May 09 1976, 3:33 AM EDT Unknown - 61 F																					
Derrel Thomas, S OBP: 0.331, SLG: 0.337 (1, 4)	6-3		1B FC4-6		K				5-3	5	0	2	1	0	1	1																						
Bobby Murcer, L OBP: 0.385, SLG: 0.354 (1, 9)	G3		1B FC4-6		1B				4-3	4	1	0	1	1	1	1																						
Gary Matthews, R OBP: 0.342, SLG: 0.459 (1, 7)		HR	F8		1B				F9	4	1	2	1	0	0	1																						
Willie Montanez, L OBP: 0.389, SLG: 0.408 (1, 3)		1B 5-3	K		1B					4	0	3	1	0	1	1																						
Chris Speier, R OBP: 0.355, SLG: 0.366 (1, 6)	5-3			1-3	BB					2	0	0	0	2	0	2																						
Ken Reitz, R OBP: 0.362, SLG: 0.398 (1, 5)		BB	1-3	BB	BB					3	0	0	0	1	0	4																						
Marc Hill, R OBP: 0.296, SLG: 0.462 (1, 2)	K			K				F8		4	1	1	0	0	2	3																						
John Montefusco, R OBP: 0.222, SLG: 0.200 Gary Lavelle, S OBP: 0.250, SLG: 0.250 (8, 1)	K		F7		1B	SH1-3 CS HBP		6-3		3	0	0	0	0	1	3																						
Inning Stats	R: 0 E: 0 K: 0 S: 3	H: 0 LOB: 0 BB: 0 P: 3	R: 1 E: 0 K: 2 S: 9	H: 2 LOB: 2 BB: 1 P: 13	R: 1 E: 0 K: 1 S: 7	H: 2 LOB: 1 BB: 0 P: 7	R: 0 E: 0 K: 1 S: 5	H: 0 LOB: 1 BB: 1 P: 9	R: 1 E: 0 K: 1 S: 7	H: 3 LOB: 3 BB: 2 P: 15	R: 1 E: 0 K: 1 S: 6	H: 1 LOB: 1 BB: 0 P: 6	R: 0 E: 0 K: 0 S: 3	H: 0 LOB: 0 BB: 0 P: 3	R: 0 E: 0 K: 0 S: 3	H: 0 LOB: 0 BB: 0 P: 3	1B: 8 2B: 2 3B: 0 HR: 1	SF: 0 SAC: 1 DP: 1 HBP: 1	WP: 0 PB: 0 SB: 0 CS: 2	PA: 40																		
PITCHER	IP	WLS	BF	H	R	ER	SO	BB	IBB	HBP	BLK	WP	HR	S	P	ERA	WHIP	PITCHER				IP	WLS	BF	H	R	ER	SO	BB	IBB	HBP	BLK	WP	HR	S	P	ERA	WHIP
Dan Warthen, L ERA: 4.63 (1, 1)	4.2	L	24	7	3	3	5	4	0	0	0	0	1	30	46	5.79	2.357																					
Don Carrithers, R ERA: 4.95 (5, 1)	2.1		9	3	1	1	1	0	0	1	0	0	0	10	11	3.86	1.286																					
Steve Renko, R ERA: 5.54 (8, 1)	1.0		3	0	0	0	0	0	0	0	0	0	0	3	3	0.00	0.000																					
Fred Scheman, L ERA: 4.08 (9, 1)	1.0		3	0	0	0	0	0	0	0	0	0	0	3	3	0.00	0.000																					

AB	33
R	4
H	10
RBI	4
BB	4
SO	6
LOB	16



Batter	1	2	3	4	5	6	7	8	9	AB	R	H	RBI	BB	SO	LOB	BOTTOM																					
Larry Bittner, L OBP: 0.188, SLG: 0.219 Bombo Rivera, R OBP: 0.348, SLG: 0.381 (9, FH)	3-1	K		2B 1-3					FC6-4	4	0	2	0	0	1	1	San Francisco Giants @ Montreal Expos Jarry Park, Montreal, QB Sun May 09 1976, 3:33 AM EDT Unknown - 61 F																					
Jerry White, S OBP: 0.360, SLG: 0.395 (1, 8)	1B BB		1-3	K		FC3-6	FC3-6	F7	4	0	0	0	1	1	4																							
Mike Jorgensen, L OBP: 0.272, SLG: 0.400 (1, 3)	K			2B		FC3-6	FC3-6	FC6-4	5	0	1	0	0	1	3																							
Gary Carter, R OBP: 0.354, SLG: 0.402 (1, 2)	BB 1B		F8		F8			4-3	5	1	2	1	0	0	2																							
Jim Dwyer, L OBP: 0.341, SLG: 0.333 (1, 7)	BB			BB		F8		HR	2	1	1	0	2	0	0																							
Larry Parrish, R OBP: 0.288, SLG: 0.283 (1, 5)	F2		F5					1B	4	0	2	0	0	0	5																							
Tim Foli, R OBP: 0.289, SLG: 0.455 (1, 6)				2B F7		F4		SF9	3	0	1	1	0	0	1																							
Pete Mackanin, R OBP: 0.255, SLG: 0.364 (1, 4)		F4		2B BB		G5-4-3		FC6-4	3	0	0	0	1	0	3																							
Dan Warthen, S Don Carrithers, R Pepe Mangual, R Steve Renko, R Jose Morales, R Fred Scheman, L (1, 1) (5, 1) (7, PH) (8, 1) (8, PH) (9, 1)	4-3			K				F8	2	0	0	0	0	1	2																							
Inning Stats	R: 0 E: 0 K: 1 S: 6	H: 1 LOB: 3 BB: 2 P: 14	R: 0 E: 0 K: 1 S: 6	H: 1 LOB: 1 BB: 0 P: 6	R: 0 E: 0 K: 2 S: 8	H: 1 LOB: 2 BB: 1 P: 12	R: 0 E: 0 K: 0 S: 3	H: 0 LOB: 0 BB: 0 P: 3	R: 0 E: 0 K: 1 S: 6	H: 1 LOB: 1 BB: 0 P: 6	R: 2 E: 0 K: 0 S: 6	H: 3 LOB: 1 BB: 0 P: 6	R: 0 E: 1 K: 0 S: 4	H: 1 LOB: 1 BB: 0 P: 4	R: 0 E: 0 K: 0 S: 4	H: 0 LOB: 0 BB: 0 P: 4	1B: 6 2B: 3 3B: 0 HR: 1	SF: 1 SAC: 0 DP: 1 HBP: 0	WP: 0 PB: 0 SB: 0 CS: 0	PA: 40																		
PITCHER	IP	WLS	BF	H	R	ER	SO	BB	IBB	HBP	BLK	WP	HR	S	P	ERA	WHIP	PITCHER				IP	WLS	BF	H	R	ER	SO	BB	IBB	HBP	BLK	WP	HR	S	P	ERA	WHIP
John Montefusco, R ERA: 2.83 (1, 1)	7.0		32	8	2	2	5	4	0	0	0	0	0	38	54	2.57	1.714																					
Gary Lavelle, L ERA: 0.33 (8, 1)	2.0	S	8	2	0	0	0	0	0	0	0	0	0	8	8	0.00	1.000																					



Batter	1	2	3	4	5	6	7	8	9	AB	R	H	RBI	BB	SO	LOB	TOP			
Von Joshua, L (1.8) OBP: 0.298, SLG: 0.339	6-3		G6-4-3			F2			K	4	0	0	0	0	1	1	San Francisco Giants @ Montreal Expos Jarry Park, Montreal, QB Sun May 09 1976, 3:38 AM EDT Att: 10,496 - Unknown			
Derrel Thomas, S (1.4) OBP: 0.320, SLG: 0.324	4-3			K		L6			K	4	0	0	0	0	2	0				
Bobby Murcer, L (1.9) OBP: 0.397, SLG: 0.357				BB		F5			FC4-6	2	0	1	0	2	0	0				
Gary Matthews, R (1.7) OBP: 0.330, SLG: 0.441	K			K			5-3		FC4-6	4	0	0	0	0	2	3				
Willie Montanez, L (1.3) OBP: 0.388, SLG: 0.400		F9					F7			2	0	0	0	1	0	0				
Chris Speier, R (1.6) OBP: 0.345, SLG: 0.354	6-3			BB						3	0	0	0	0	1	2				
Ken Reitz, R (1.5) OBP: 0.352, SLG: 0.386	6-3				5-3				F9	3	0	0	0	0	0	0				
Dave Rader, L (1.2) OBP: 0.262, SLG: 0.305			G6-4-3	1B		F8			3-1	3	0	1	0	0	0	0				
Greg Minton, S (1.1) Dave Heaverlo, R (7.1) Steve Ontveros, S (8. PH) Charlie Williams, R (8.1)			B5			K			4-3	2	0	0	0	0	1	1				
Inning Stats	R: 0 E: 0 K: 1 S: 6	H: 1 LOB: 1 BB: 0 P: 6	R: 0 E: 0 K: 0 S: 3	H: 0 LOB: 0 BB: 0 P: 3	R: 0 E: 0 K: 0 S: 3	H: 1 LOB: 0 BB: 0 P: 3	R: 0 E: 0 K: 2 S: 7	H: 0 LOB: 2 BB: 2 P: 15	R: 0 E: 0 K: 1 S: 5	H: 0 LOB: 0 BB: 0 P: 5	R: 0 E: 0 K: 1 S: 5	H: 0 LOB: 0 BB: 0 P: 5	R: 0 E: 0 K: 0 S: 3	H: 0 LOB: 0 BB: 0 P: 3	R: 0 E: 0 K: 2 S: 7	H: 0 LOB: 1 BB: 1 P: 11		1B: 2 2B: 0 3B: 0 HR: 0	SF: 0 SAC: 0 DP: 1 HBP: 0	WP: 0 PB: 0 SB: 0 CS: 0
PITCHER Steve Rogers, R (1.1) ERA: 3.62	IP: 9.0 WLS: W BF: 31 H: 2 R: 0 ER: 0 SO: 7 BB: 3 IBB: 0 HBP: 0 BLK: 0 WP: 0 HR: 0 S: 42 P: 54 ERA: 0.00 WHIP: 0.556																			

Batter	1	2	3	4	5	6	7	8	9	AB	R	H	RBI	BB	SO	LOB	BOTTOM			
Pepe Manguat, R (1.7) OBP: 0.340, SLG: 0.302	CS		5-3			K			1B	2	0	0	0	3	1	1	San Francisco Giants @ Montreal Expos Jarry Park, Montreal, QB Sun May 09 1976, 3:38 AM EDT Att: 10,496 - Unknown			
Jerry White, S (1.8) OBP: 0.352, SLG: 0.383	K		1-3		F7		E1		G4-6-3	5	1	1	1	0	1	2				
Mike Jorgensen, L (1.3) OBP: 0.279, SLG: 0.392	F8			L6					G4-6-3	4	1	1	0	1	0	3				
Gary Carter, R (1.9) Ellis Valentine, R (8.9) OBP: 0.360, SLG: 0.400 OBP: 0.256, SLG: 0.381	CS	K		PB		F8			BLK	3	2	1	1	1	1	2				
Larry Parrish, R (1.5) OBP: 0.277, SLG: 0.302		6-3		PB		F8			BLK	0	0	0	0	0	0	0				
Tim Foli, R (1.6) OBP: 0.299, SLG: 0.469				PB		5-3			2B	4	1	2	2	0	0	0				
Barry Foote, R (1.2) OBP: 0.279, SLG: 0.310				PB					F9	4	1	3	0	0	0	0				
Pepe Frias, R (1.4) OBP: 0.400, SLG: 0.444				1B		1-3			SH3	3	2	1	0	1	1	3				
Steve Rogers, R (1.1) OBP: 0.118, SLG: 0.118			4-3			K			SH3	3	0	1	2	0	1	0				
Inning Stats	R: 0 E: 0 K: 1 S: 4	H: 0 LOB: 0 BB: 1 P: 8	R: 0 E: 0 K: 2 S: 9	H: 2 LOB: 2 BB: 0 P: 9	R: 0 E: 0 K: 0 S: 3	H: 0 LOB: 0 BB: 0 P: 3	R: 2 E: 0 K: 0 S: 5	H: 3 LOB: 1 BB: 1 P: 9	R: 0 E: 1 K: 1 S: 5	H: 0 LOB: 2 BB: 2 P: 13	R: 2 E: 0 K: 1 S: 7	H: 2 LOB: 1 BB: 1 P: 11	R: 3 E: 1 K: 0 S: 6	H: 3 LOB: 0 BB: 0 P: 6	R: 1 E: 0 K: 0 S: 4	H: 2 LOB: 1 BB: 1 P: 8		1B: 9 2B: 3 3B: 0 HR: 0	SF: 0 SAC: 1 DP: 1 HBP: 0	WP: 1 PB: 1 SB: 0 CS: 1
PITCHER Greg Minton, R (1.1) Dave Heaverlo, R (7.1) Charlie Williams, R (8.1) ERA: 4.91 ERA: 3.45 ERA: 1.36	IP: 6.0 WLS: L BF: 30 H: 8 R: 6 ER: 6 SO: 5 BB: 4 IBB: 1 HBP: 0 BLK: 0 WP: 1 HR: 0 S: 35 P: 55 ERA: 9.00 WHIP: 2.000																			

Batter	1	2	3	4	5	6	7	8	9	AB	R	H	RBI	BB	SO	LOB	TOP			
Pepe Mangual, R OBP: 0.362, SLG: 0.383 (1, 7)										4	1	2	1	1	0	3				
Jerry White, S OBP: 0.347, SLG: 0.388 (1, 8)										4	1	1	0	0	0	2				
Mike Jorgensen, L OBP: 0.278, SLG: 0.378 (1, 3)										3	0	0	0	1	1	2				
Gary Carter, R OBP: 0.356, SLG: 0.394 (1, 9)										4	0	1	0	0	0	4				
Larry Parrish, R OBP: 0.286, SLG: 0.323 (1, 5)										3	1	1	1	1	1	1				
Tim Foli, R OBP: 0.286, SLG: 0.447 (1, 6)										4	0	0	0	0	0	3				
Pete Mackanin, R OBP: 0.255, SLG: 0.359 (1, 4)										4	0	1	0	0	2	0				
Barry Foote, R OBP: 0.277, SLG: 0.304 (1, 2)										4	0	1	1	0	0	0				
Clay Kirby, R OBP: 0.300, SLG: 0.667 (1, 1)										0	0	0	0	0	0	0				
Don Carrithers, R OBP: 0.335, SLG: 0.333 (6, 1)										2	0	0	0	0	1	2				
Fred Scherman, L OBP: 0.190, SLG: 0.142 (7, PH)										1	0	0	0	0	0	0				
Nate Schmitt, R OBP: 0.300, SLG: 0.200 (7, 1)										0	0	0	0	0	0	0				
Don Stanhouse, R OBP: 0.290, SLG: 0.300 (6, PH)										1	0	1	0	0	0	0				
Jose Morales, R OBP: 0.290, SLG: 0.300 (6, PH)										1	0	1	0	0	0	0				
Ellis Valentine, R OBP: 0.296, SLG: 0.381 (6, PH)										0	0	0	0	0	0	0				
Inning Stats	R: 0 E: 0 K: 0 S: 3	H: 1 LOB: 1 BB: 1 P: 7	R: 1 E: 0 K: 0 S: 5	H: 2 LOB: 2 BB: 1 P: 9	R: 1 E: 0 K: 1 S: 7	H: 2 LOB: 1 BB: 0 P: 7	R: 0 E: 0 K: 2 S: 7	H: 0 LOB: 0 BB: 0 P: 7	R: 0 E: 0 K: 0 S: 3	H: 0 LOB: 1 BB: 1 P: 7	R: 1 E: 0 K: 1 S: 6	H: 1 LOB: 0 BB: 0 P: 6	R: 0 E: 0 K: 0 S: 4	H: 1 LOB: 1 BB: 0 P: 4	R: 0 E: 0 K: 1 S: 6	H: 1 LOB: 1 BB: 0 P: 6	1B: 5 2B: 1 3B: 1 HR: 1	SF: 0 SAC: 0 DP: 1 HBP: 0	WP: 1 PB: 0 SB: 1 CS: 0	PA: 37
PITCHER	IP	WLS	BF	H	R	ER	SO	BB	IBB	HBP	BLK	WP	HR	S	P	ERA	WHIP			
Joe Niekro, R ERA: 4.78 (1, 1)	2.2		14	5	2	2	1	2	0	0	0	1	0	14	22	6.75	2.625			
Tom Griffin, R ERA: 4.73 (3, 1)	4.1	W	15	1	1	1	4	1	0	0	0	0	1	22	26	2.08	0.462			
Ken Forsch, R ERA: 2.14 (6, 1)	2.0	S	8	2	0	0	1	0	0	0	0	0	0	10	10	0.00	1.000			

Montreal Expos @ Houston Astros
Astrodome, Houston, TX
Tue May 11 1976, 8:05 PM EDT
Att: 8,706 - Unknown


AB	34
R	3
H	8
RBI	3
BB	3
SO	6
LOB	17



Batter	1	2	3	4	5	6	7	8	9	AB	R	H	RBI	BB	SO	LOB	BOTTOM			
Larry Milbourne, S OBP: 0.354, SLG: 0.310 (1, 4)										4	1	0	0	1	1	5				
Enos Cabell, R OBP: 0.323, SLG: 0.375 (1, 5)										4	1	1	0	1	0	0				
Jose Cruz, L OBP: 0.321, SLG: 0.340 (1, 8)										3	1	1	3	2	0	0				
Bob Watson, R OBP: 0.390, SLG: 0.352 (1, 3)										2	1	1	0	2	0	2				
Cliff Johnson, R OBP: 0.388, SLG: 0.500 (1, 2)										3	1	2	2	2	1	2				
Greg Gross, L OBP: 0.367, SLG: 0.360 (1, 9)										3	0	2	0	1	0	2				
Wilbur Howard, S OBP: 0.234, SLG: 0.247 (1, 7)										4	0	0	0	1	1	6				
Roger Metzger, S OBP: 0.327, SLG: 0.344 (1, 6)										4	0	1	0	0	0	6				
Joe Niekro, R OBP: 0.167, SLG: 0.182 (1, 1)										1	0	0	0	0	1	1				
Tom Griffin, R ERA: 4.73 (3, 1)										2	0	0	0	0	0	5				
Ken Boswell, L OBP: 0.294, SLG: 0.313 (7, PH)										0	0	0	0	1	0	0				
Ken Forsch, R ERA: 2.14 (6, 1)										0	0	0	0	0	0	0				
Inning Stats	R: 5 E: 0 K: 2 S: 10	H: 3 LOB: 1 BB: 3 P: 22	R: 0 E: 0 K: 0 S: 3	H: 0 LOB: 0 BB: 0 P: 3	R: 0 E: 0 K: 0 S: 3	H: 0 LOB: 2 BB: 2 P: 12	R: 0 E: 0 K: 1 S: 5	H: 1 LOB: 1 BB: 1 P: 9	R: 0 E: 0 K: 0 S: 6	H: 2 LOB: 3 BB: 0 P: 6	R: 0 E: 0 K: 0 S: 3	H: 0 LOB: 2 BB: 2 P: 11	R: 0 E: 0 K: 0 S: 3	H: 1 LOB: 1 BB: 1 P: 7	R: 0 E: 0 K: 1 S: 6	H: 1 LOB: 3 BB: 2 P: 14	1B: 4 2B: 1 3B: 1 HR: 2	SF: 0 SAC: 1 DP: 2 HBP: 1	WP: 3 PB: 0 SB: 1 CS: 0	PA: 43
PITCHER	IP	WLS	BF	H	R	ER	SO	BB	IBB	HBP	BLK	WP	HR	S	P	ERA	WHIP			
Clay Kirby, R ERA: 7.88 (1, 1)	0.0	L	5	2	5	5	0	3	0	0	0	2	0	27	48	0.00	1.412			
Don Carrithers, R ERA: 3.68 (1, 1)	5.2		27	4	0	0	3	4	1	1	0	2	0	27	48	0.00	1.412			
Fred Scherman, L ERA: 4.0 (6, 1)	0.1		1	0	0	0	0	0	0	0	0	0	0	1	1	0.00	0.000			
Don Stanhouse, R ERA: 1.59 (7, 1)	2.0		10	2	0	0	1	2	1	0	0	0	0	9	21	0.00	2.000			

Montreal Expos @ Houston Astros
Astrodome, Houston, TX
Tue May 11 1976, 8:05 PM EDT
Att: 8,706 - Unknown

AB	30
R	5
H	8
RBI	5
BB	11
SO	4
LOB	29



Batter	1	2	3	4	5	6	7	8	9	AB	R	H	RBI	BB	SO	LOB	TOP					
Pepe Mangual, R (1, 7) OBP: 0.397, SLG: 0.400	3-1		BB					F8 BB 1B	S E 1B	3	2	2	1	2	0	0	Montreal Expos @ Houston Astros Astrodome, Houston, TX Wed May 12 1976, 8:05 PM EDT Att.: 8,665 - Dome					
Jerry White, S (1, 8) OBP: 0.360, SLG: 0.404	4-3		F7					S 1B		4	1	2	1	1	0	2						
Mike Jorgensen, L (1, 3) OBP: 0.274, SLG: 0.368	4-1							F8	F5	5	0	1	0	0	0	3						
Gary Carter, R (1, 9) OBP: 0.361, SLG: 0.392		F6								3	2	1	2	1	0	2						
Larry Parrish, R (1, 5) OBP: 0.294, SLG: 0.353		F8								3	1	1	2	1	0	2						
Tim Foli, R (1, 6) OBP: 0.284, SLG: 0.438		5-3								4	0	1	1	0	0	0						
Pete Mackanin, R (1, 4) OBP: 0.248, SLG: 0.347										3	0	0	0	0	2	1						
Pepe Frias, R (8, 4) OBP: 0.364, SLG: 0.400			K							1	0	0	0	0	0	0						
Barry Foote, R (1, 2) OBP: 0.275, SLG: 0.300			FC6-4							4	1	1	0	0	0	1						
Woodie Fryman, R (1, 1) OBP: 0.071, SLG: 0.071										2	0	0	0	0	1	1						
Jim Dwyer, L (8, PH) OBP: 0.333, SLG: 0.324			F3							1	0	0	0	0	0	0						
Dale Murray, R (8, 1)										0	0	0	0	0	0	0						
Inning Stats	R: 0 E: 0 K: 0 S: 3	H: 0 LOB: 0 BB: 0 P: 3	R: 0 E: 0 K: 0 S: 3	H: 0 LOB: 0 BB: 0 P: 3	R: 0 E: 0 K: 1 S: 6	H: 0 LOB: 2 BB: 1 P: 10	R: 1 E: 0 K: 0 S: 3	H: 1 LOB: 1 BB: 2 P: 11	R: 0 E: 0 K: 1 S: 4	H: 0 LOB: 0 BB: 1 P: 8	R: 0 E: 0 K: 0 S: 4	H: 2 LOB: 1 BB: 0 P: 4	R: 0 E: 0 K: 1 S: 5	H: 0 LOB: 0 BB: 0 P: 5	R: 4 E: 0 K: 0 S: 6	H: 3 LOB: 0 BB: 1 P: 10	R: 2 E: 1 K: 0 S: 6	H: 3 LOB: 1 BB: 0 P: 6	1B: 7 2B: 1 3B: 0 HR: 1	SF: 0 SAC: 1 DP: 1 HBP: 0	WP: 0 PB: 2 SB: 2 CS: 1	PA: 40
PITCHER	IP	WLS	BF	H	R	ER	SO	BB	IBB	HBP	BLK	WP	HR	S	P	ERA	WHIP					
J.R. Richard, R (1, 1) ERA: 2.82	7.2	L	31	5	4	4	3	5	0	0	0	0	0	32	52	4.70	1.304					
Larry Hardy, R (8, 1) ERA: 6.62	1.1		8	4	3	2	0	0	0	0	0	0	1	8	8	13.50	3.000					

AB	33
R	7
H	9
RBI	7
BB	5
SO	3
LOB	12



Batter	1	2	3	4	5	6	7	8	9	AB	R	H	RBI	BB	SO	LOB	BOTTOM				
Larry Milbourne, S (1, 4) OBP: 0.341, SLG: 0.297	6-3		F8						FC6-4	5	0	0	0	0	0	2	Montreal Expos @ Houston Astros Astrodome, Houston, TX Wed May 12 1976, 8:05 PM EDT Att.: 8,665 - Dome				
Enos Cabell, R (1, 5) OBP: 0.328, SLG: 0.374	6-3									3	1	1	0	1	0	0					
Bob Watson, R (1, 3) OBP: 0.394, SLG: 0.367	E6									4	1	2	0	0	0	1					
Cliff Johnson, R (1, 2) OBP: 0.382, SLG: 0.482	K									3	0	0	0	1	1	3					
Leon Roberts, R (1, 7) OBP: 0.358, SLG: 0.489		F7								3	0	1	2	1	0	2					
Wilbur Howard, S (1, 8) OBP: 0.222, SLG: 0.234		F3								4	0	0	0	0	1	5					
Greg Gross, L (1, 9) OBP: 0.353, SLG: 0.344		6-3								4	0	0	0	0	1	0					
Roger Metzger, S (1, 6) OBP: 0.315, SLG: 0.330			F2							4	0	0	0	0	1	1					
J.R. Richard, R (1, 1) OBP: 0.043, SLG: 0.045										3	0	1	0	0	1	0					
Larry Hardy, R (8, 1) OBP: 0.333, SLG: 0.313										0	0	0	0	0	0	0					
Ken Boswell, L (9, PH) OBP: 0.333, SLG: 0.313										0	0	0	0	1	0	0					
Inning Stats	R: 0 E: 1 K: 1 S: 6	H: 0 LOB: 1 BB: 0 P: 6	R: 0 E: 0 K: 0 S: 3	H: 0 LOB: 0 BB: 0 P: 3	R: 0 E: 0 K: 0 S: 4	H: 1 LOB: 2 BB: 1 P: 8	R: 0 E: 0 K: 2 S: 7	H: 0 LOB: 0 BB: 0 P: 7	R: 1 E: 0 K: 0 S: 5	H: 2 LOB: 1 BB: 1 P: 9	R: 0 E: 0 K: 1 S: 6	H: 1 LOB: 1 BB: 1 P: 6	R: 1 E: 0 K: 1 S: 6	H: 1 LOB: 1 BB: 1 P: 10	R: 0 E: 1 K: 0 S: 3	H: 0 LOB: 1 BB: 1 P: 7	1B: 3 2B: 2 3B: 0 HR: 0	SF: 0 SAC: 0 DP: 1 HBP: 0	WP: 0 PB: 0 SB: 0 CS: 0	PA: 37	
PITCHER	IP	WLS	BF	H	R	ER	SO	BB	IBB	HBP	BLK	WP	HR	S	P	ERA	WHIP				
Woodie Fryman, L (1, 1) ERA: 4.14	7.0	W	28	4	1	1	4	1	0	0	0	0	0	34	42	1.29	0.714				
Dale Murray, R (8, 1) ERA: 1.69	2.0		9	1	1	1	1	2	0	0	0	0	0	9	17	4.50	1.500				



Batter	1	2	3	4	5	6	7	8	9	AB	R	H	RBI	BB	SO	LOB	TOP			
Pepe Mangual, R (1, 7) OBP: 0.388, SLG: 0.389	6-3		K			6-3	L6-4			4	0	1	1	0	1	1	Montreal Expos @ Atlanta Braves Atlanta-Fulton County Stadium, Atlanta, GA Sat May 15 1976, 3:33 AM EDT Unknown			
Jerry White, S (1, 8) OBP: 0.356, SLG: 0.398	F6				F7	BB	L6-4			4	0	1	0	0	0	2				
Mike Jorgensen, L (1, 3) OBP: 0.283, SLG: 0.367	K					BB			F7	3	0	1	0	1	1	0				
Gary Carter, R (1, 9) OBP: 0.357, SLG: 0.380		K				BB				3	0	0	0	1	2	1				
Larry Parrish, R (1, 5) OBP: 0.283, SLG: 0.340		K				BB			4-3	4	0	0	0	0	1	4				
Tim Foli, R (1, 6) OBP: 0.283, SLG: 0.430										4	0	1	0	0	1	3				
Pete Mackanin, R (1, 4) OBP: 0.248, SLG: 0.354										4	1	1	0	0	1	1				
Barry Foote, R (1, 2) OBP: 0.273, SLG: 0.283										3	0	0	0	1	0	1				
Steve Rogers, R (1, 1) OBP: 0.158, SLG: 0.158										2	0	1	0	0	0	1				
Jim Dwyer, L (7, PH) OBP: 0.349, SLG: 0.342										1	0	1	0	0	0	0				
Wayne Granger, R (7, 1)										0	0	0	0	0	0	0				
Inning Stats	R: 0 E: 0 K: 1 S: 5	H: 0 LOB: 0 BB: 0 P: 5	R: 0 E: 0 K: 2 S: 7	H: 0 LOB: 0 BB: 0 P: 7	R: 0 E: 0 K: 1 S: 6	H: 1 LOB: 1 BB: 0 P: 6	R: 0 E: 0 K: 1 S: 6	H: 1 LOB: 1 BB: 0 P: 6	R: 0 E: 0 K: 0 S: 3	H: 1 LOB: 3 BB: 2 P: 14	R: 1 E: 0 K: 0 S: 5	H: 3 LOB: 1 BB: 0 P: 5	R: 0 E: 0 K: 1 S: 5	H: 0 LOB: 0 BB: 0 P: 3	R: 0 E: 0 K: 1 S: 5	H: 0 LOB: 0 BB: 0 P: 5	1B: 6 2B: 2 3B: 0 HR: 0	SF: 0 SAC: 0 DP: 2 HBP: 0	WP: 0 PB: 0 CS: 0	PA: 35
PITCHER Dick Ruthven, R (1, 1) ERA: 2.88	IP: 9.0 WLS: W BF: 35 H: 7 R: 1 ER: 1 SO: 7 BB: 3 IBB: 0 HBP: 0 BLK: 0 WP: 0 HR: 0 S: 46 P: 58 ERA: 1.00 WHIP: 1.111											PITCHER	IP: 9.0 WLS: W BF: 35 H: 7 R: 1 ER: 1 SO: 7 BB: 3 IBB: 0 HBP: 0 BLK: 0 WP: 0 HR: 0 S: 46 P: 58 ERA: 1.00 WHIP: 1.111							

AB	32
R	1
H	7
RBI	1
BB	3
SO	7
LOB	14



Batter	1	2	3	4	5	6	7	8	9	AB	R	H	RBI	BB	SO	LOB	BOTTOM			
Rowland Office, L (1, 8) OBP: 0.289, SLG: 0.279	K									4	0	0	0	0	1	2	Montreal Expos @ Atlanta Braves Atlanta-Fulton County Stadium, Atlanta, GA Sat May 15 1976, 3:33 AM EDT Unknown			
Marty Perez, R (1, 6) OBP: 0.347, SLG: 0.478										4	0	3	1	0	0	0				
Jimmy Wynn, R (1, 7) OBP: 0.397, SLG: 0.370										3	0	1	0	1	0	1				
Darrell Evans, L (1, 5) OBP: 0.347, SLG: 0.218										4	0	0	0	0	2	5				
Ken Henderson, S (1, 9) OBP: 0.348, SLG: 0.405										2	1	0	0	2	0	0				
Lee Lacy, R (1, 4) OBP: 0.275, SLG: 0.371										4	1	1	2	0	0	2				
Earl Williams, R (1, 3) OBP: 0.260, SLG: 0.340										2	0	0	0	1	0	0				
Jerry Royster, R (8, 5) OBP: 0.259, SLG: 0.231										0	0	0	0	0	0	0				
Biff Pocoroba, S (1, 2) OBP: 0.338, SLG: 0.348										3	1	1	0	0	0	1				
Dick Ruthven, R (1, 1) OBP: 0.278, SLG: 0.235										2	0	1	0	0	1	0				
Inning Stats	R: 0 E: 0 K: 2 S: 8	H: 1 LOB: 1 BB: 0 P: 8	R: 2 E: 0 K: 0 S: 4	H: 2 LOB: 1 BB: 2 P: 12	R: 0 E: 0 K: 1 S: 5	H: 0 LOB: 0 BB: 0 P: 5	R: 0 E: 0 K: 0 S: 3	H: 0 LOB: 0 BB: 0 P: 3	R: 1 E: 1 K: 0 S: 6	H: 3 LOB: 2 BB: 0 P: 6	R: 0 E: 0 K: 1 S: 5	H: 0 LOB: 0 BB: 0 P: 5	R: 0 E: 0 K: 0 S: 3	H: 1 LOB: 2 BB: 2 P: 11	R: 0 E: 0 K: 1 S: 3	H: 0 LOB: 0 BB: 0 P: 5	1B: 4 2B: 2 3B: 0 HR: 1	SF: 0 SAC: 1 DP: 2 HBP: 0	WP: 0 PB: 0 CS: 0	PA: 33
PITCHER Steve Rogers, R (1, 1) ERA: 3.72	IP: 6.0 WLS: L BF: 25 H: 6 R: 3 ER: 3 SO: 3 BB: 2 IBB: 0 HBP: 0 BLK: 0 WP: 0 HR: 1 S: 29 P: 37 ERA: 4.50 WHIP: 1.333											PITCHER Wayne Granger, R (7, 1) ERA: 2.79	IP: 2.0 WLS: 8 BF: 1 H: 0 R: 0 ER: 0 SO: 1 BB: 1 IBB: 1 HBP: 0 BLK: 0 WP: 0 HR: 0 S: 8 P: 16 ERA: 0.00 WHIP: 1.000							



Batter	1	2	3	4	5	6	7	8	9	AB	R	H	RBI	BB	SO	LOB	TOP										
Pepe Mangual, R OBP: 0.403, SLG: 0.431 (1, 7)	0-0 1-5-3		0-0 4-3 3B		0-0 1B	0-0 1B			0-0 F7	4	2	2	0	1	0	0											
Jerry White, S OBP: 0.339, SLG: 0.378 (1, 8)	0-3 K		0-0 4-3		0-3 K	0-0 BB			0-0 L5	5	0	0	1	0	2	3											
Mike Jorgensen, L OBP: 0.308, SLG: 0.389 (1, 3)	0-0 FC5 1B		0-0 PB 1B		0-0 E 1B				0-0 1B 1B	5	2	4	1	0	0	0											
Gary Carter, R OBP: 0.359, SLG: 0.375 (1, 2)	4-0 1-2 BB		0-3 K		0-0 F6				0-0 1B 1B	4	0	1	0	1	2	1											
Larry Parrish, R OBP: 0.280, SLG: 0.333 (1, 5)	0-0 FC5		0-3 K		0-0 F2				0-0 1-2 1B	5	0	1	1	0	1	3											
Tim Foli, R OBP: 0.282, SLG: 0.454 (1, 6)		0-0 5-3				0-3 K			0-0 F3	4	1	1	1	0	1	0											
Jim Dwyer, L OBP: 0.350 (1, 9)		0-0			0-0 HR				4-0	2	1	1	0	2	0	0											
Ellis Valentine, R OBP: 0.256, SLG: 0.381 (8, PR) (8, 9)					3-1				4-0 2B BB	0	0	0	0	0	0	0											
Pete Mackanin, R OBP: 0.248, SLG: 0.359 (1, 4)		0-0			0-0 F7				0-0 F6	4	0	1	1	0	0	2											
Pepe Frias, R OBP: 0.364, SLG: 0.400 (8, 4)		0-0 F8			0-0 F7				0-0 F6	0	0	0	0	0	0	0											
Dan Warthen, S (1, 1)		0-0 1-3			0-0 F6				0-3 FC5-2 BB	4	0	0	0	0	1	3											
Inning Stats	R: 0 E: 0 K: 1 S: 6	H: 1 LOB: 2 BB: 1 P: 10	R: 0 E: 0 K: 0 S: 4	H: 1 LOB: 1 BB: 0 P: 4	R: 1 E: 0 K: 2 S: 9	H: 2 LOB: 1 BB: 0 P: 9	R: 1 E: 0 K: 0 S: 4	H: 1 LOB: 0 BB: 0 P: 4	R: 2 E: 0 K: 1 S: 7	H: 2 LOB: 0 BB: 0 P: 7	R: 1 E: 0 K: 1 S: 6	H: 1 LOB: 2 BB: 2 P: 14	R: 0 E: 0 K: 1 S: 5	H: 0 LOB: 0 BB: 0 P: 5	R: 0 E: 0 K: 1 S: 5	H: 0 LOB: 1 BB: 1 P: 9	R: 1 E: 0 K: 0 S: 5	H: 3 LOB: 1 BB: 0 P: 5	1B: 8 2B: 1 3B: 1 HR: 1	SF: 0 SAC: 0 DP: 0 HBP: 0	WP: 0 PB: 1 SB: 3 CS: 0	PA: 41					
PITCHER	IP	WLS	BF	H	R	ER	SO	BB	IBB	HBP	BLK	WP	HR	S	P	ERA	WHIP										
Phil Niekro, R ERA: 4.39 (1, 1)	5.2	L	28	8	5	4	5	3	0	0	0	0	1	35	47	6.35	1.941										
Max Leon, R ERA: (6, 1)	2.1		8	0	0	0	2	1	0	0	0	0	0	11	15	0.00	0.429										
Adrian Devine, R ERA: 4.15 (9, 1)	1.0		5	3	1	1	0	0	0	0	0	0	0	5	5	9.00	3.000										

Montreal Expos @ Atlanta Braves
Atlanta-Fulton County Stadium, Atlanta, GA
Sat May 15 1976, 3:38 AM EDT
Att: 10,306 - Unknown

AB	37
R	6
H	11
RBI	5
BB	4
SO	7
LOB	12

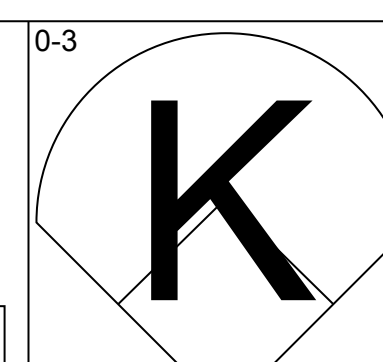
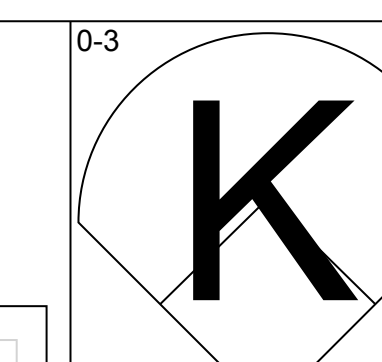
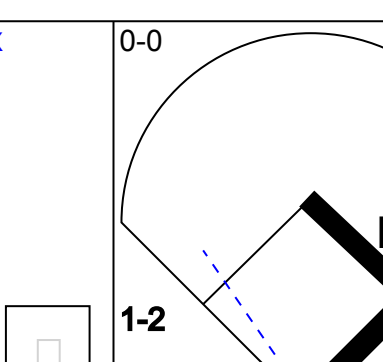

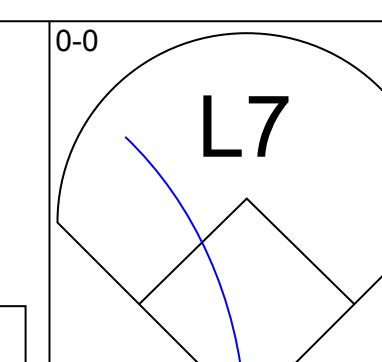
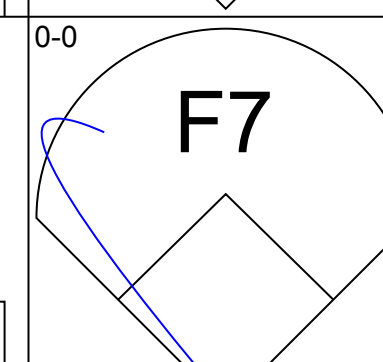
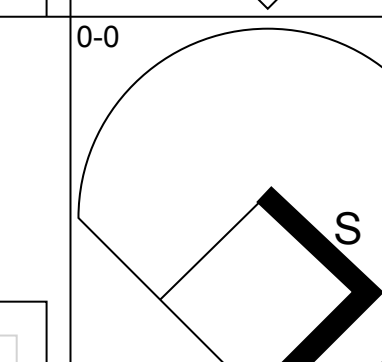
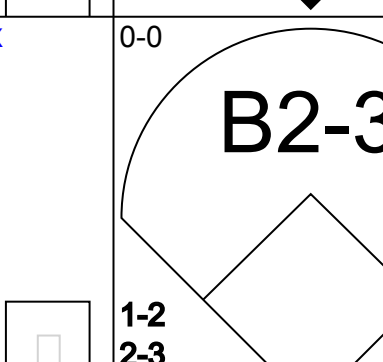

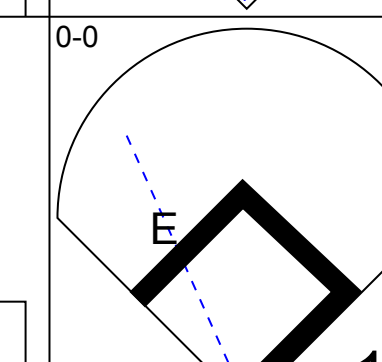
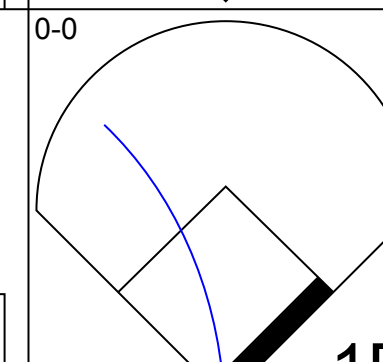
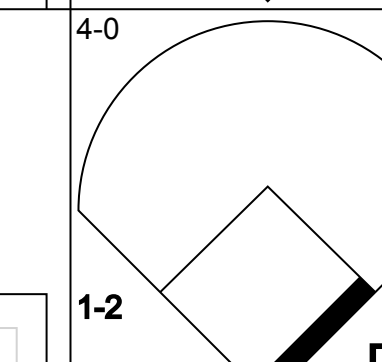
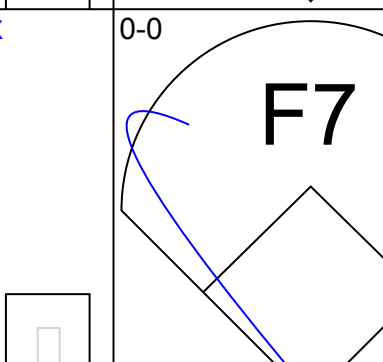

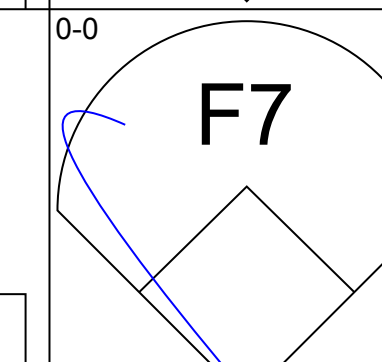
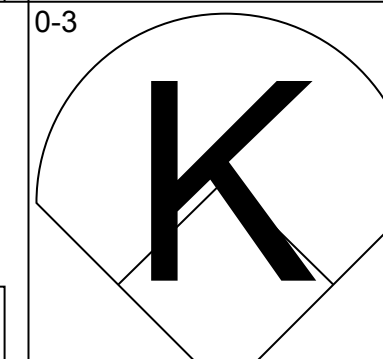
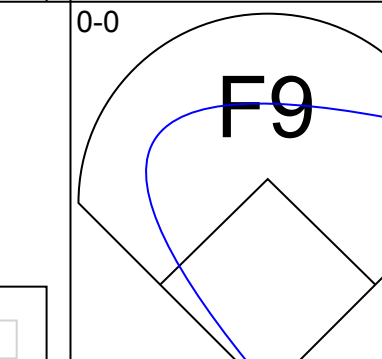

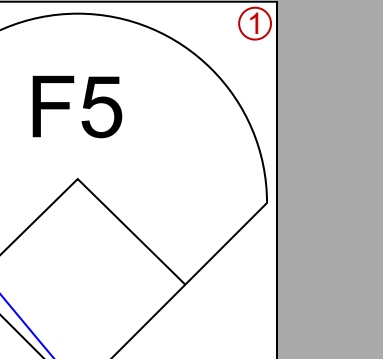
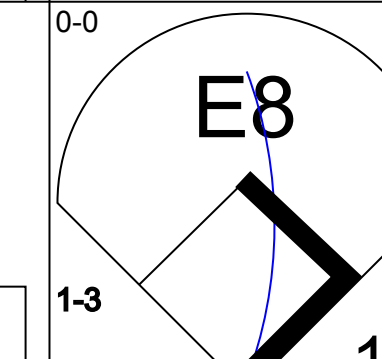
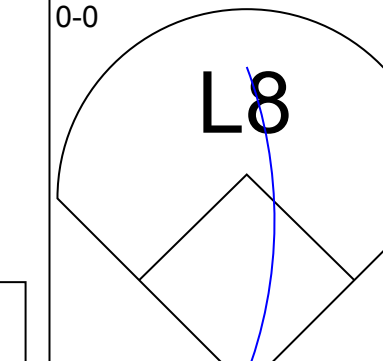
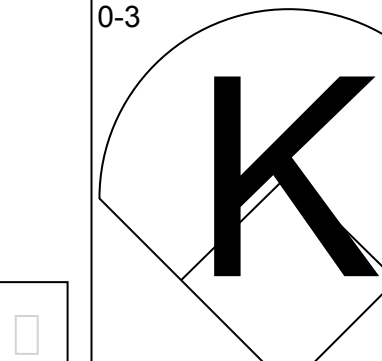
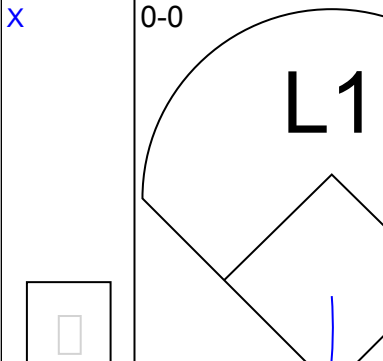
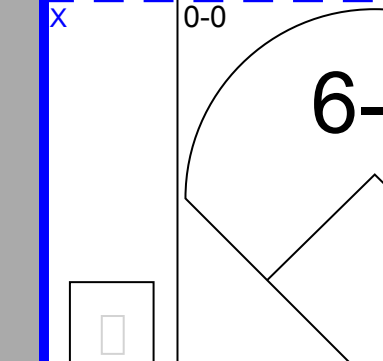
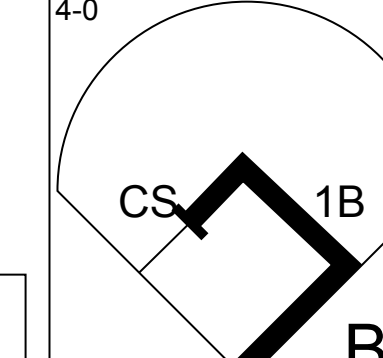
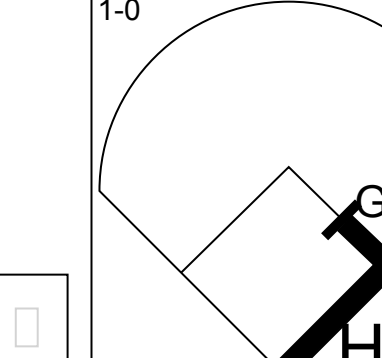
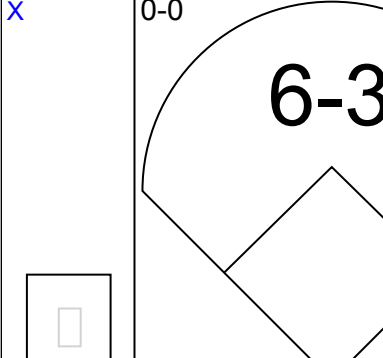
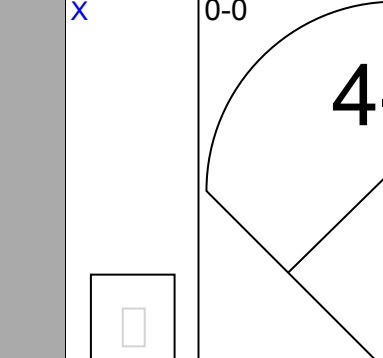
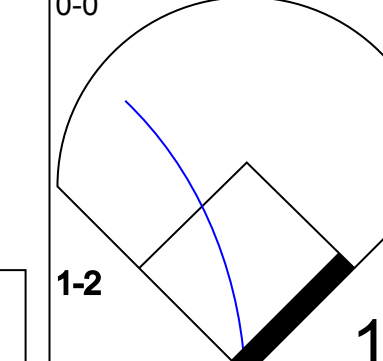
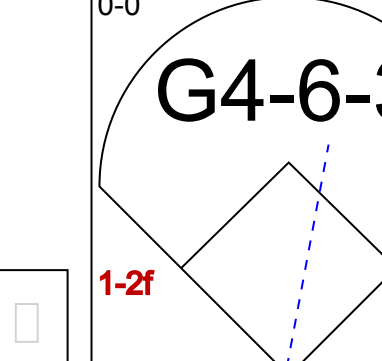
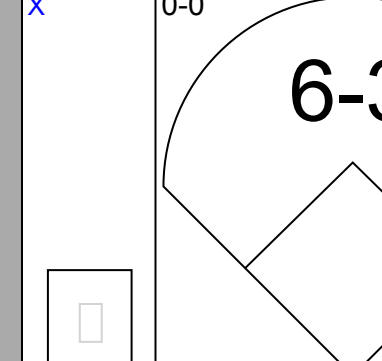
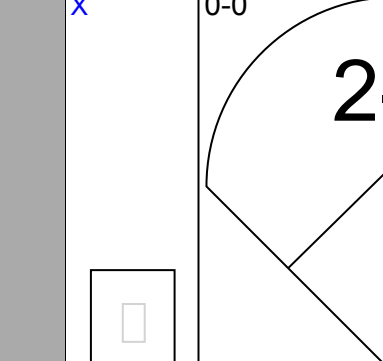
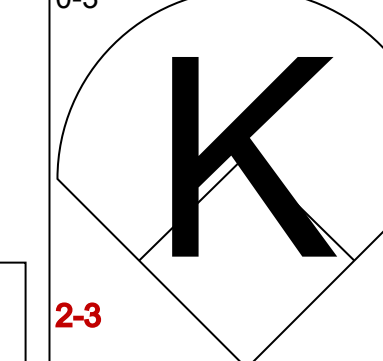
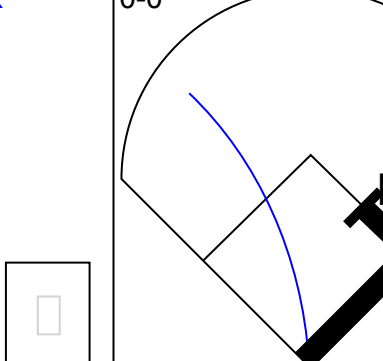
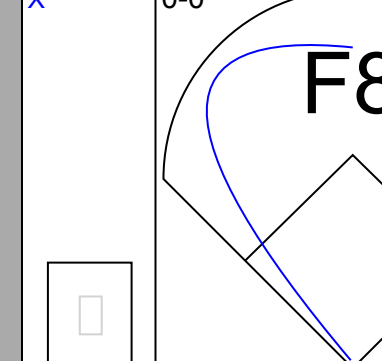
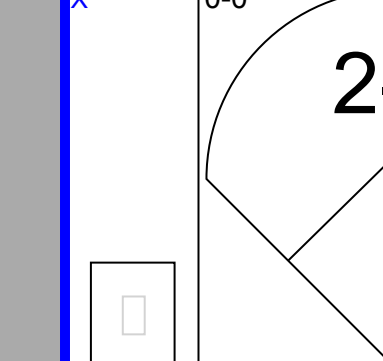
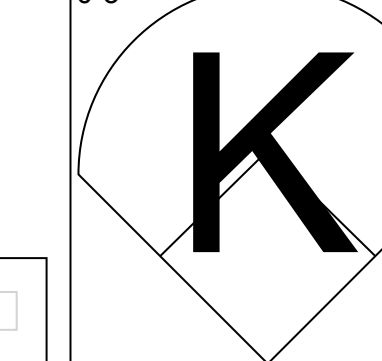
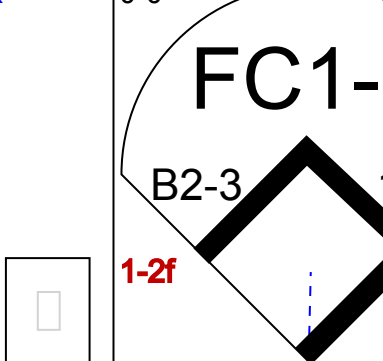
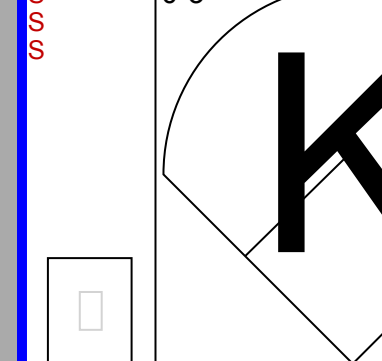


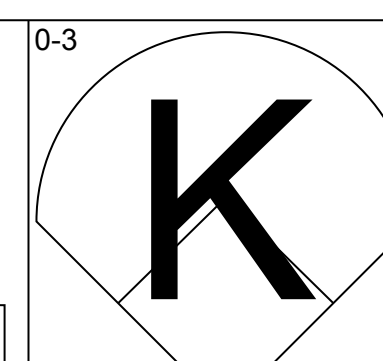
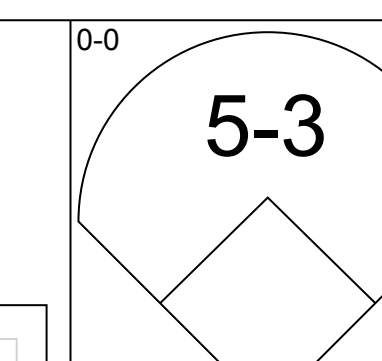
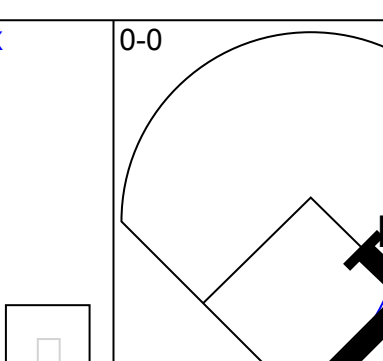
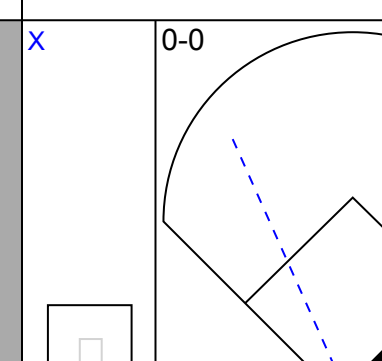
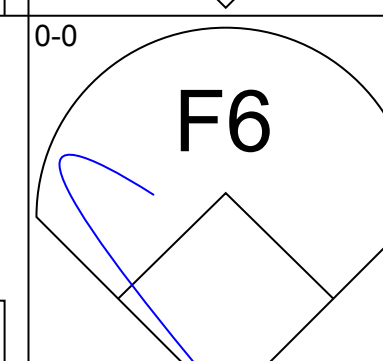
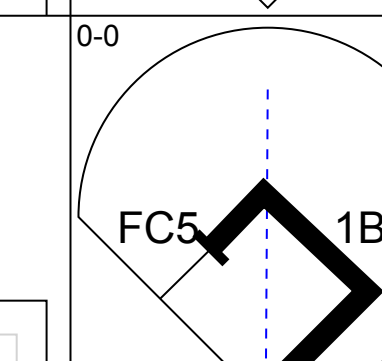
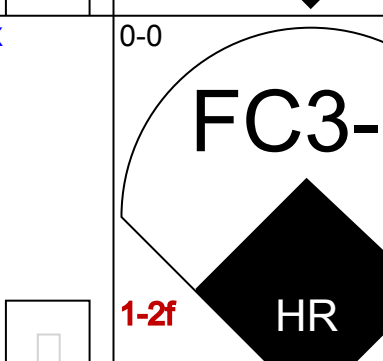
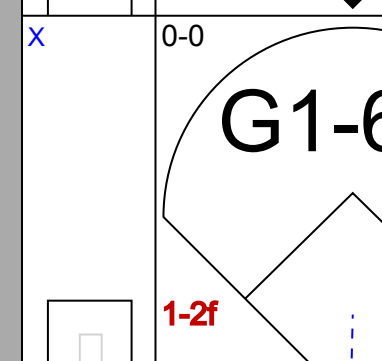
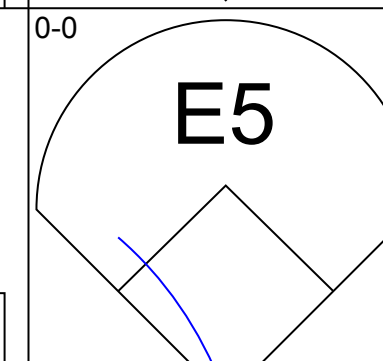
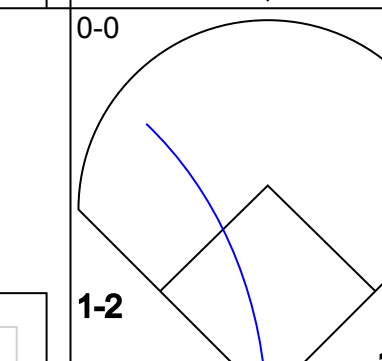
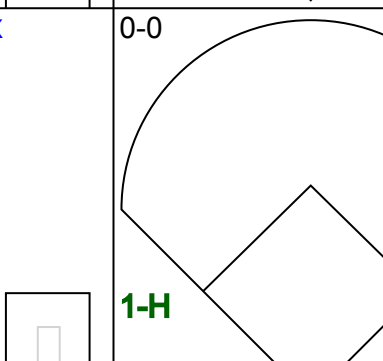

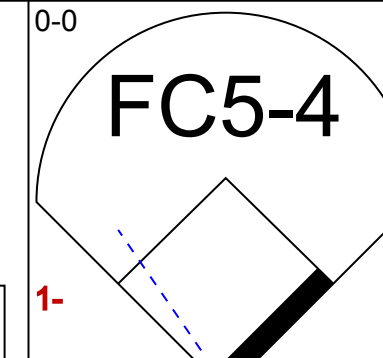
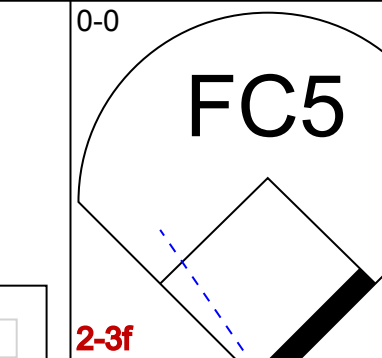
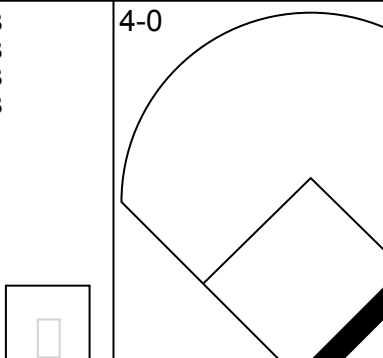

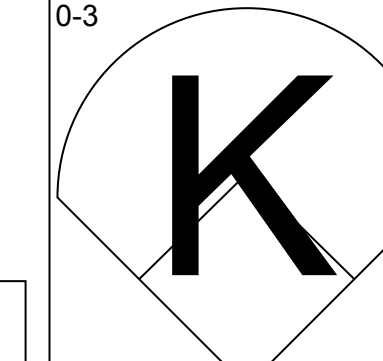
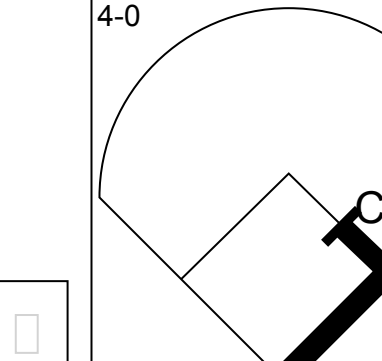
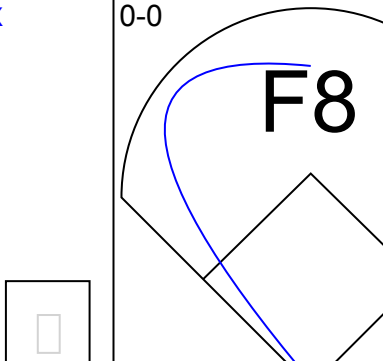
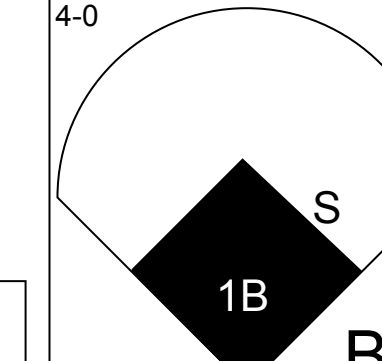



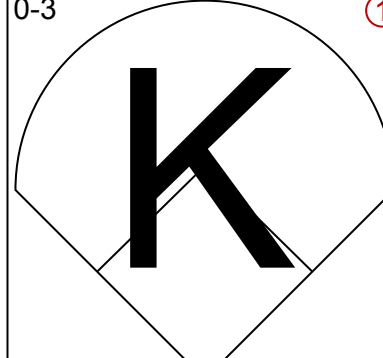
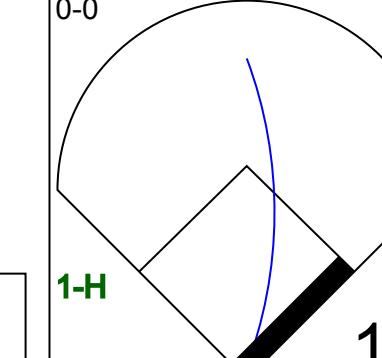
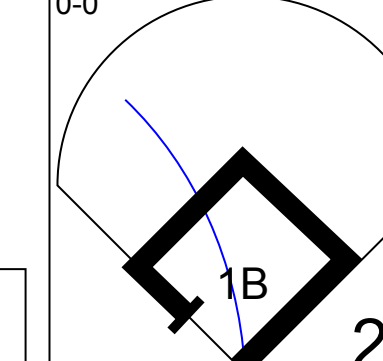
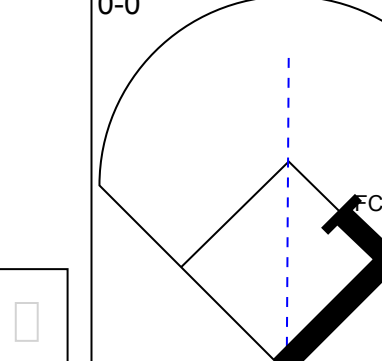

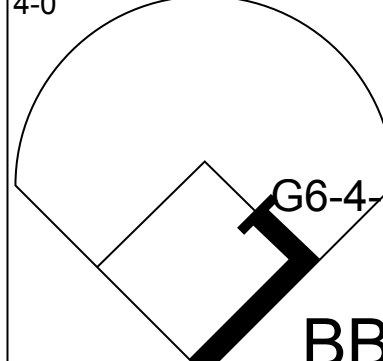
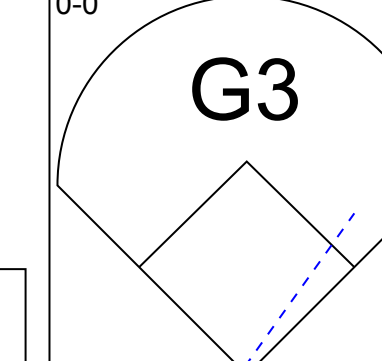
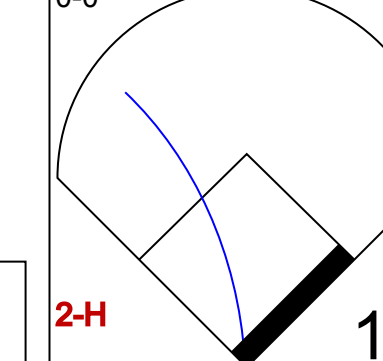
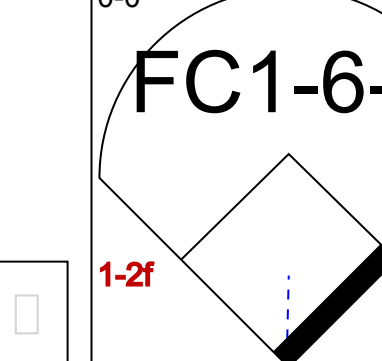

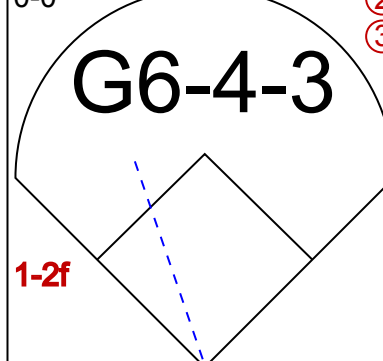
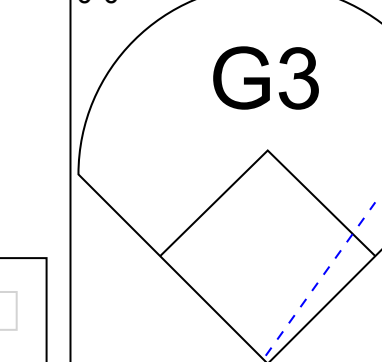
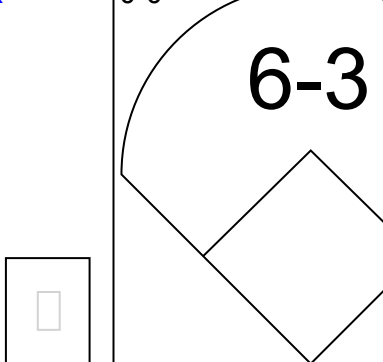
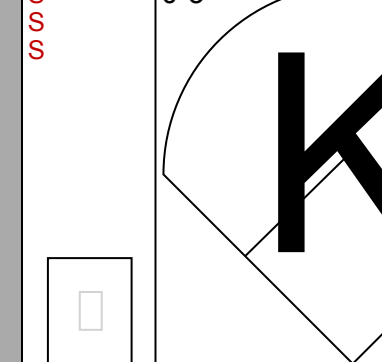
Batter	1	2	3	4	5	6	7	8	9	AB	R	H	RBI	BB	SO	LOB	BOTTOM										
Rowland Office, L OBP: 0.287, SLG: 0.270 (1, 8)	1-0 BB 1B HBP		0-3 K			0-0 1-3			0-3 K	3	1	0	0	0	2	0											
Marty Perez, R OBP: 0.340, SLG: 0.460 (1, 6)	0-0 F8		0-0 4-3			0-0 FC6-4 1B			0-0 F9	4	0	1	0	0	0	1											
Jimmy Wynn, R OBP: 0.383, SLG: 0.354 (1, 7)	0-0 F3		0-3 K			0-0 F7			0-0 4-3	4	0	0	0	0	1	2											
Ken Henderson, S OBP: 0.344, SLG: 0.391 (1, 9)	4-0 1-2 1B BB		0-0 F4			0-0 FC6-4			0-0 5-3	3	0	0	0	1	0	1											
Lee Lacy, R OBP: 0.276, SLG: 0.370 (1, 4)	0-0 1-3 2H 1B		0-0 1-3			0-0 F3				3	0	1	1	0	0	0											
Earl Williams, R OBP: 0.284, SLG: 0.327 (1, 3)	0-0 F6		0-0 F7			4-0 BB				2	0	0	0	1	0	2											
Vic Correll, R OBP: 0.349, SLG: 0.436 (1, 2)		0-0 1-3				0-0 F6			0-0 G5-4-3	3	0	0	0	0	0	1											
Jerry Royster, R OBP: 0.250, SLG: 0.222 (1, 5)		0-0 F3				0-0 F9			0-0 F9	3	0	0	0	0	0	0											
Phil Niekro, R OBP: 0.105, SLG: 0.105 (1, 1)		0-0 F4				0-0 1-3			0-3 K	2	0	0	0	0	0	0											
Max Leon, R (6, 1)										0	0	0	0	0	0	0											
Cito Gaston, R OBP: 0.350, SLG: 0.500 (8, PH)										1	0	0	0	0	1	0											
Adrian Devine, R (9, 1)										0	0	0	0	0	0	0											
Inning Stats	R: 1 E: 0 K: 0 S: 4	H: 1 LOB: 2 BB: 1 P: 9	R: 0 E: 0 K: 0 S: 3	H: 0 LOB: 0 BB: 0 P: 3	R: 0 E: 0 K: 2 S: 7	H: 0 LOB: 0 BB: 0 P: 7	R: 0 E: 0 K: 0 S: 3	H: 0 LOB: 0 BB: 0 P: 3	R: 0 E: 0 K: 0 S: 3	H: 0 LOB: 0 BB: 0 P: 3	R: 0 E: 0 K: 0 S: 4	H: 1 LOB: 1 BB: 0 P: 4	R: 0 E: 0 K: 0 S: 2	H: 0 LOB: 0 BB: 1 P: 6	R: 0 E: 0 K: 2 S: 7	H: 0 LOB: 0 BB: 0 P: 7	R: 0 E: 0 K: 0 S: 3	H: 0 LOB: 0 BB: 0 P: 3	1B: 2 2B: 0 3B: 0 HR: 0	SF: 0 SAC: 0 DP: 1 HBP: 1	WP: 0 PB: 0 SB: 0 CS: 0	PA: 31					
PITCHER	IP	WLS	BF	H	R	ER	SO	BB	IBB	HBP	BLK	WP	HR	S	P	ERA	WHIP										
Dan Warthen, L ERA: 3.82 (1, 1)	9.0	W	31	2	1	1	4	2	0	1	0	0	0	36	45	1.00	0.444										

Montreal Expos @ Atlanta Braves
Atlanta-Fulton County Stadium, Atlanta, GA
Sat May 15 1976, 3:38 AM EDT
Att: 10,306 - Unknown

AB	28
R	1
H	2
RBI	1
BB	2
SO	4
LOB	7



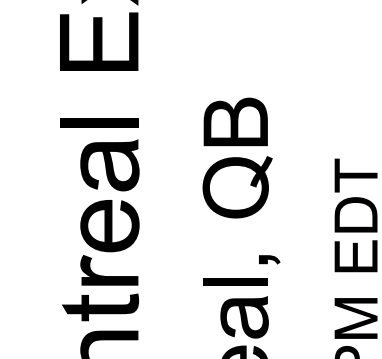
Batter	1	2	3	4	5	6	7	8	9	AB	R	H	RBI	BB	SO	LOB	TOP						
Rick Monday, L OBP: 0.416, SLG: 0.600 (1, 8)										4	0	1	0	0	2	0	Chicago Cubs @ Montreal Expos Jarry Park, Montreal, QB Thu May 20 1976, 7:05 PM EDT Att: 5,610 - Cloudy - 52 F						
Jose Cardenal, R OBP: 0.386, SLG: 0.482 (1, 7)										4	0	2	0	0	0	2							
Bill Madlock, R OBP: 0.404, SLG: 0.488 (1, 5)										3	0	1	0	1	0	3							
Jerry Morales, R OBP: 0.343, SLG: 0.430 (1, 9)										4	0	1	0	0	1	3							
George Mitterwald, R OBP: 0.176, SLG: 0.125 Larry Bittner, L OBP: 0.162, SLG: 0.212 (8, PH) (8, 3)										3	0	0	0	0	1	0							
Manny Trillo, R OBP: 0.349, SLG: 0.358 (1, 4)										2	0	0	0	1	0	0							
Steve Swisher, R OBP: 0.319, SLG: 0.420 (1, 2)										4	0	1	0	0	0	1							
Dave Rosello, R OBP: 0.384, SLG: 0.311 Ralph LaCock, L OBP: 0.317, SLG: 0.273 (9, PH) (7, 1)										3	0	1	0	0	1	2							
Ray Burris, R OBP: 0.118, SLG: 0.118 (7, PH) Joe Wallis, S OBP: 0.320, SLG: 0.455 Paul Reuschel, R OBP: 0.317, SLG: 0.273 (8, 1)										2	0	0	0	0	1	1							
Inning Stats	R: 0 E: 0 K: 2 S: 8	H: 1 LOB: 1 BB: 0 P: 8	R: 0 E: 0 K: 1 S: 5	H: 1 LOB: 1 BB: 1 P: 9	R: 0 E: 0 K: 2 S: 8	H: 1 LOB: 2 BB: 1 P: 12	R: 0 E: 0 K: 1 S: 4	H: 0 LOB: 0 BB: 0 P: 5	R: 0 E: 0 K: 0 S: 5	H: 2 LOB: 2 BB: 0 P: 5	R: 0 E: 0 K: 0 S: 3	H: 0 LOB: 0 BB: 0 P: 3	R: 0 E: 0 K: 1 S: 5	H: 0 LOB: 0 BB: 0 P: 5	R: 0 E: 1 K: 0 S: 5	H: 2 LOB: 2 BB: 0 P: 5		R: 0 E: 0 K: 0 S: 3	H: 0 LOB: 0 BB: 0 P: 3	1B: 7 2B: 0 3B: 0 HR: 0	SF: 0 SAC: 0 DP: 1 HBP: 1	WP: 0 PB: 0 SB: 1 CS: 1	PA: 35
PITCHER	IP	WLS	BF	H	R	ER	SO	BB	IBB	HBP	BLK	WP	HR	S	P	ERA		WHIP					
Woodie Fryman, L ERA: 3.49 Dale Murray, R ERA: 1.9	(1, 1) (8, 1)	7.2 S	31 4	7 0	0 0	0 0	7 0	2 0	0 0	1 0	0 0	0 0	0 0	42 4	51 4	0.00 0.00		1.174 0.000					

Batter	1	2	3	4	5	6	7	8	9	AB	R	H	RBI	BB	SO	LOB	BOTTOM					
Pepe Manguat, R OBP: 0.420, SLG: 0.439 (1, 7)										4	0	2	0	0	1	0	Chicago Cubs @ Montreal Expos Jarry Park, Montreal, QB Thu May 20 1976, 7:05 PM EDT Att: 5,610 - Cloudy - 52 F					
Jerry White, S OBP: 0.331, SLG: 0.364 (1, 8)										4	1	1	0	0	0	2						
Andre Thornton, R OBP: 0.366, SLG: 0.382 Jim Lytle, L (9, 9)										4	0	2	2	0	1	0						
Gary Carter, R OBP: 0.352, SLG: 0.360 (1, 2)										3	0	0	0	1	0	3						
Larry Parrish, R OBP: 0.302, SLG: 0.345 (1, 5)										2	1	0	0	2	1	1						
Tim Foli, R OBP: 0.279, SLG: 0.438 (1, 6)										4	0	1	1	0	1	1						
Mike Jorgensen, L OBP: 0.321, SLG: 0.396 (1, 3)										3	0	2	0	1	0	1						
Pete Mackanin, R OBP: 0.259, SLG: 0.373 Pepe Frias, R OBP: 0.364, SLG: 0.400 (9, 4)										3	0	1	0	0	0	2						
Woodie Fryman, R OBP: 0.059, SLG: 0.059 Dale Murray, R (8, 1)										3	0	0	0	0	1	0						
Inning Stats	R: 0 E: 1 K: 1 S: 6	H: 0 LOB: 1 BB: 0 P: 6	R: 0 E: 0 K: 1 S: 6	H: 2 LOB: 2 BB: 0 P: 6	R: 0 E: 0 K: 0 S: 5	H: 2 LOB: 2 BB: 0 P: 5	R: 0 E: 0 K: 0 S: 3	H: 1 LOB: 1 BB: 1 P: 7	R: 2 E: 0 K: 0 S: 5	H: 2 LOB: 1 BB: 1 P: 9	R: 0 E: 0 K: 1 S: 4	H: 0 LOB: 0 BB: 1 P: 8	R: 0 E: 0 K: 1 S: 5	H: 1 LOB: 0 BB: 0 P: 5	R: 0 E: 0 K: 1 S: 6	H: 1 LOB: 1 BB: 1 P: 10		1B: 7 2B: 1 3B: 0 HR: 1	SF: 0 SAC: 0 DP: 2 HBP: 0	WP: 0 PB: 0 SB: 1 CS: 1	PA: 34	
PITCHER	IP	WLS	BF	H	R	ER	SO	BB	IBB	HBP	BLK	WP	HR	S	P	ERA		WHIP				
Ray Burris, R ERA: 4.88 Paul Reuschel, R ERA: 6.82 Buddy Schultz, L ERA: 1.46	(1, 1) (7, 1) (8, 1)	6.0 L	26 7	7 2	1 1	2 1	3 2	3 2	0 0	0 0	0 0	0 0	0 0	10 1	14 1	3.00 5.40 0.00		1.667 1.800 0.000				

AB 32
R 0
H 7
RBI 0
BB 2
SO 7
LOB 14



AB 30
R 2
H 9
RBI 3
BB 4
SO 5
LOB 10



Batter	1	2	3	4	5	6	7	8	9	AB	R	H	RBI	BB	SO	LOB	TOP										
Wayne Garrett, L (1, 5) OBP: 0.336, SLG: 0.314	F7		BB		F9			BB	F8	3	1	0	0	2	0	1	<p>New York Mets @ Montreal Expos Jarry Park, Montreal, QB Sat May 22 1976, 7:05 PM EDT Alt. 7,575 - Unknown - 54 F</p>										
Felix Milten, R (1, 4) OBP: 0.339, SLG: 0.356	4-3		BB			6-3		F8	5-3	4	0	0	0	1	0	2											
John Milner, L (1, 7) OBP: 0.471, SLG: 0.622	K		G3			F7		BB		4	1	1	0	0	1	2											
Dave Kingman, R (1, 9) OBP: 0.293, SLG: 0.590	5-6-3				6-3			F4		4	0	0	0	0	0	4											
Ed Kranepool, L (1, 3) OBP: 0.336, SLG: 0.381		5-3			4-3			G3	BB	3	1	0	1	1	0	0											
Del Unser, L (1, 8) OBP: 0.265, SLG: 0.326			G6-4-3		1-3			F7	BB	4	0	2	2	0	0	0											
Jerry Grote, R (1, 2) OBP: 0.404, SLG: 0.313			G6-4-3			F8		E4	BB	4	0	1	1	0	0	1											
Bud Harrelson, S (1, 6) OBP: 0.394, SLG: 0.310			6-3			K		F8	G3	2	0	0	0	0	1	0											
Joe Torre, R (7, PH) OBP: 0.388, SLG: 0.494										1	0	0	0	0	0	1											
Mike Phillips, L (7, 6) OBP: 0.250, SLG: 0.250										1	0	0	0	0	0	2											
Jerry Koosman, R (1, 1) OBP: 0.400, SLG: 0.467			K						F7	2	0	1	0	0	1	0											
Bruce Boisclair, L (8, PH) OBP: 0.370, SLG: 0.372										1	1	1	0	0	0	0											
Skip Lockwood, R (8, 1) OBP: 0.500, SLG: 0.400										1	0	0	0	0	0	0											
Inning Stats	R: 0 E: 0 K: 1 S: 6	H: 0 LOB: 1 BB: 0 P: 6	R: 0 E: 0 K: 0 S: 3	H: 1 LOB: 0 BB: 0 P: 3	R: 0 E: 0 K: 1 S: 5	H: 0 LOB: 0 BB: 0 P: 13	R: 0 E: 0 K: 0 S: 3	H: 0 LOB: 0 BB: 0 P: 3	R: 0 E: 0 K: 1 S: 6	H: 1 LOB: 1 BB: 0 P: 6	R: 0 E: 0 K: 0 S: 3	H: 0 LOB: 0 BB: 0 P: 3	R: 0 E: 1 K: 0 S: 4	H: 0 LOB: 1 BB: 0 P: 4	R: 0 E: 0 K: 0 S: 7	H: 4 LOB: 2 BB: 2 P: 15	R: 0 E: 0 K: 0 S: 3	H: 0 LOB: 0 BB: 0 P: 3	1B: 6 2B: 0 3B: 0 HR: 0	SF: 0 SAC: 0 DP: 1 HBP: 0	WP: 0 PB: 1 SB: 0 CS: 0	PA: 38					
PITCHER	IP	WLS	BF	H	R	ER	SO	BB	IBB	HBP	BLK	WP	HR	S	P	ERA	WHIP										
Don Stanhouse, R (1, 1) ERA: 1.44	7.0		27	3	1	1	3	2	0	0	0	0	0	31	39	1.29	0.714										
Fred Scherman, L (8, 1) ERA: 4.05	0.0	L	1	0	0	0	0	1	0	0	0	0	0	0	4	∞	∞										
Wayne Granger, R (8, 1) ERA: 3.6	0.2		4	1	0	0	0	1	0	0	0	0	0	3	7	0.00	3.000										
Dale Murray, R (8, 1) ERA: 2.08	1.1		6	2	3	3	0	0	0	0	0	0	0	6	6	20.25	1.500										

AB	34
R	4
H	6
RBI	4
BB	4
SO	3
LOB	13



Batter	1	2	3	4	5	6	7	8	9	AB	R	H	RBI	BB	SO	LOB	BOTTOM										
Pepe Manguat, R (1, 8) OBP: 0.427, SLG: 0.431	K		SH2-4		F9			F9		3	0	0	0	0	1	0	<p>New York Mets @ Montreal Expos Jarry Park, Montreal, QB Sat May 22 1976, 7:05 PM EDT Alt. 7,575 - Unknown - 54 F</p>										
Nate Colbert, R (1, 3) OBP: 0.347, SLG: 0.400	K		SF9		K			K		3	0	0	0	1	3	0											
Andre Thornton, R (1, 9) OBP: 0.372, SLG: 0.433			FC6-4		K			F9		3	0	1	0	1	1	0											
Gary Carter, R (1, 2) OBP: 0.338, SLG: 0.342	F9		SF9		F8			F7		3	0	0	1	0	0	1											
Larry Parrish, R (1, 5) OBP: 0.284, SLG: 0.323		K	FC6-4		6-3			K		4	0	0	0	0	2	2											
Tim Foli, R (1, 6) OBP: 0.286, SLG: 0.429					1-3			K		3	0	1	0	1	1	0											
Pete Mackanin, R (1, 4) OBP: 0.252, SLG: 0.368					1-3					3	0	0	0	0	1	2											
Jerry White, S (8, 8) OBP: 0.325, SLG: 0.366		F9			K					0	0	0	0	0	0	0											
Bombo Rivera, R (1, 7) OBP: 0.310, SLG: 0.333										3	0	1	0	0	0	2											
Pepe Frias, R (8, 4) OBP: 0.364, SLG: 0.400		F5			4-3			FC6-4		0	0	0	0	0	0	0											
Don Stanhouse, R (1, 1) OBP: 0.500, SLG: 0.750					PO			FC6-4		3	1	1	0	0	0	1											
Fred Scherman, L (8, 1) OBP: 0.333, SLG: 0.333										0	0	0	0	0	0	0											
Wayne Granger, R (8, 1) OBP: 0.325, SLG: 0.366										0	0	0	0	0	0	0											
Dale Murray, R (8, 1) ERA: 2.08			BB		SH2-4			FC6-4		0	0	0	0	0	0	0											
Inning Stats	R: 0 E: 0 K: 2 S: 8	H: 1 LOB: 1 BB: 0 P: 8	R: 0 E: 0 K: 1 S: 6	H: 1 LOB: 1 BB: 0 P: 6	R: 1 E: 0 K: 0 S: 4	H: 1 LOB: 2 BB: 2 P: 12	R: 0 E: 0 K: 1 S: 4	H: 0 LOB: 0 BB: 1 P: 8	R: 0 E: 0 K: 1 S: 5	H: 0 LOB: 0 BB: 0 P: 5	R: 0 E: 0 K: 0 S: 4	H: 0 LOB: 0 BB: 0 P: 5	R: 0 E: 0 K: 1 S: 5	H: 0 LOB: 0 BB: 0 P: 5	R: 0 E: 0 K: 2 S: 7	H: 0 LOB: 0 BB: 0 P: 7	1B: 3 2B: 0 3B: 1 HR: 0	SF: 1 SAC: 1 DP: 0 HBP: 0	WP: 0 PB: 0 SB: 1 CS: 0	PA: 34							
PITCHER	IP	WLS	BF	H	R	ER	SO	BB	IBB	HBP	BLK	WP	HR	S	P	ERA	WHIP										
Jerry Koosman, L (1, 1) ERA: 2.85	7.0		27	4	1	1	6	2	1	0	0	0	0	36	48	1.29	0.857										
Skip Lockwood, R (8, 1) ERA: 1.96	2.0	S	6	0	0	0	3	0	0	0	0	0	0	12	12	0.00	0.000										

AB	28
R	1
H	4
RBI	1
BB	3
SO	9
LOB	8



Batter	1	2	3	4	5	6	7	8	9	AB	R	H	RBI	BB	SO	LOB	TOP				
Mike Phillips, L (1,4) OBP: 0.242, SLG: 0.219	4-3		P2		F9		K		BB	4	0	0	0	1	1	1					
Wayne Garrett, L (1,5) OBP: 0.345, SLG: 0.314	G6-4-3 1B		1B HBP		3-1		S BB		K	3	0	1	0	1	1	1					
Dave Kingman, R (1,9) OBP: 0.284, SLG: 0.571	G6-4-3 1-2		K		E3		K		F7	5	0	0	0	0	2	5					
John Milner, L (1,7) OBP: 0.473, SLG: 0.610		F7			G3					3	0	1	1	1	0	1					
Ed Kranepool, L (1,3) OBP: 0.333, SLG: 0.377		WP 1B	K							4	1	1	0	0	1	4					
Ron Hodges, L (1,2) Leon Brown, R (8, FR) Jerry Grote, R (8, 2) OBP: 0.389, SLG: 0.486 OBP: 1.000, SLG: 2.000 OBP: 0.404, SLG: 0.313	F7				3-4-1		HR BB			3	1	1	0	1	0	1					
Del Unser, L (1,8) OBP: 0.271, SLG: 0.352	S 1B				4-3		HR		F7	4	1	2	3	0	0	1					
Bud Harrelson, S (1,6) Bruce Boisclair, L (8, PH) Felix Millan, R (8, 4) OBP: 0.400, SLG: 0.307 OBP: 0.362, SLG: 0.364 OBP: 0.339, SLG: 0.356	4-3						CS BB		6-3	1	0	0	0	2	0	1					
Craig Swan, R (1,1) Bob Apodaca, R (7, 1) Joe Torre, R (9, PH) OBP: 0.143, SLG: 0.077 OBP: 0.500, SLG: 0.750 OBP: 0.384, SLG: 0.488					G3		K		F8	3	1	1	0	0	1	2					
Inning Stats	R: 0 E: 0 K: 0 S: 3	H: 1 LOB: 0 BB: 0 P: 3	R: 1 E: 0 K: 0 S: 5	H: 2 LOB: 1 BB: 0 P: 5	R: 1 E: 0 K: 2 S: 9	H: 2 LOB: 2 BB: 0 P: 10	R: 0 E: 0 K: 0 S: 3	H: 0 LOB: 1 BB: 1 P: 7	R: 0 E: 0 K: 1 S: 4	H: 0 LOB: 1 BB: 2 P: 4	R: 2 E: 0 K: 1 S: 5	H: 1 LOB: 1 BB: 2 P: 13	R: 0 E: 0 K: 2 S: 7	H: 0 LOB: 2 BB: 2 P: 15	R: 0 E: 0 K: 0 S: 3	H: 1 LOB: 1 BB: 0 P: 3	R: 0 E: 0 K: 1 S: 5	H: 0 LOB: 1 BB: 1 P: 9	1B: 6 2B: 1 3B: 0 HR: 1	SF: 0 SAC: 0 DP: 2 HBP: 1	WP: 1 PA: 39
PITCHER	IP WLS BF H R ER SO BB IBB HBP BLK WP HR S P ERA WHIP	IP WLS BF H R ER SO BB IBB HBP BLK WP HR S P ERA WHIP	IP WLS BF H R ER SO BB IBB HBP BLK WP HR S P ERA WHIP	IP WLS BF H R ER SO BB IBB HBP BLK WP HR S P ERA WHIP	IP WLS BF H R ER SO BB IBB HBP BLK WP HR S P ERA WHIP	IP WLS BF H R ER SO BB IBB HBP BLK WP HR S P ERA WHIP	IP WLS BF H R ER SO BB IBB HBP BLK WP HR S P ERA WHIP	IP WLS BF H R ER SO BB IBB HBP BLK WP HR S P ERA WHIP	IP WLS BF H R ER SO BB IBB HBP BLK WP HR S P ERA WHIP	IP WLS BF H R ER SO BB IBB HBP BLK WP HR S P ERA WHIP	IP WLS BF H R ER SO BB IBB HBP BLK WP HR S P ERA WHIP	IP WLS BF H R ER SO BB IBB HBP BLK WP HR S P ERA WHIP	IP WLS BF H R ER SO BB IBB HBP BLK WP HR S P ERA WHIP	IP WLS BF H R ER SO BB IBB HBP BLK WP HR S P ERA WHIP	IP WLS BF H R ER SO BB IBB HBP BLK WP HR S P ERA WHIP	IP WLS BF H R ER SO BB IBB HBP BLK WP HR S P ERA WHIP	IP WLS BF H R ER SO BB IBB HBP BLK WP HR S P ERA WHIP	IP WLS BF H R ER SO BB IBB HBP BLK WP HR S P ERA WHIP	IP WLS BF H R ER SO BB IBB HBP BLK WP HR S P ERA WHIP	IP WLS BF H R ER SO BB IBB HBP BLK WP HR S P ERA WHIP	IP WLS BF H R ER SO BB IBB HBP BLK WP HR S P ERA WHIP

New York Mets @ Montreal Expos
 Jarry Park, Montreal, QB
 Sun May 23 1976, 3:33 AM EDT
 Att: 22,861 - Unknown - 55 F

AB	32
R	4
H	7
RBI	4
BB	6
SO	6
LOB	18



Batter	1	2	3	4	5	6	7	8	9	AB	R	H	RBI	BB	SO	LOB	BOTTOM			
Pepe Manguat, R (1,7) OBP: 0.426, SLG: 0.421	BB	6-3			K				K	4	0	1	0	1	2	1				
Jerry White, S (1,8) OBP: 0.328, SLG: 0.362	4-3		F9		BB		SF7 1B		F9	4	1	1	0	1	0	2				
Andre Thornton, R (1,9) OBP: 0.376, SLG: 0.429	E 1B BB		F7		BB		SF7			1	1	0	1	2	0	0				
Gary Carter, R (1,2) OBP: 0.336, SLG: 0.339	E1 1B		F9		1-3		5-3 1B			4	0	1	1	0	0	3				
Larry Parrish, R (1,5) OBP: 0.275, SLG: 0.315	SF8				5-3		F7		5-3	3	0	0	1	0	0	1				
Mike Jorgensen, L (1,3) OBP: 0.336, SLG: 0.404	3H				2B 1B		E3 1B FC5-2		IBB	3	1	2	1	1	0	0				
Pete Mackanin, R (1,4) OBP: 0.252, SLG: 0.364	5-3				K		FC5-2 1B		K	4	0	1	0	0	2	5				
Pepe Frias, R (1,6) OBP: 0.400, SLG: 0.500		P3			1H 2B		FC5-2		SH1-4 1B	4	0	2	1	0	0	2				
Don Carrithers, R (1,1) Jim Dwyer, L (6, PH) Chip Lang, R (7, 1) OBP: 0.387, SLG: 0.333 ERA: 2.25		P3			6-3		F6		SH1-4	2	0	0	0	0	0	1				
Inning Stats	R: 2 E: 1 K: 0 S: 5	H: 1 LOB: 2 BB: 2 P: 13	R: 0 E: 0 K: 0 S: 3	H: 0 LOB: 0 BB: 0 P: 3	R: 0 E: 0 K: 0 S: 3	H: 0 LOB: 0 BB: 0 P: 3	R: 1 E: 0 K: 1 S: 7	H: 2 LOB: 1 BB: 0 P: 7	R: 0 E: 0 K: 1 S: 4	H: 0 LOB: 1 BB: 2 P: 12	R: 0 E: 1 K: 0 S: 5	H: 1 LOB: 2 BB: 0 P: 5	R: 2 E: 0 K: 1 S: 8	H: 3 LOB: 2 BB: 1 P: 12	R: 0 E: 0 K: 1 S: 6	H: 1 LOB: 1 BB: 0 P: 6	1B: 7 2B: 1 3B: 0 HR: 0	SF: 2 SAC: 1 DP: 0 HBP: 0	WP: 0 PA: 38	
PITCHER	IP WLS BF H R ER SO BB IBB HBP BLK WP HR S P ERA WHIP	IP WLS BF H R ER SO BB IBB HBP BLK WP HR S P ERA WHIP	IP WLS BF H R ER SO BB IBB HBP BLK WP HR S P ERA WHIP	IP WLS BF H R ER SO BB IBB HBP BLK WP HR S P ERA WHIP	IP WLS BF H R ER SO BB IBB HBP BLK WP HR S P ERA WHIP	IP WLS BF H R ER SO BB IBB HBP BLK WP HR S P ERA WHIP	IP WLS BF H R ER SO BB IBB HBP BLK WP HR S P ERA WHIP	IP WLS BF H R ER SO BB IBB HBP BLK WP HR S P ERA WHIP	IP WLS BF H R ER SO BB IBB HBP BLK WP HR S P ERA WHIP	IP WLS BF H R ER SO BB IBB HBP BLK WP HR S P ERA WHIP	IP WLS BF H R ER SO BB IBB HBP BLK WP HR S P ERA WHIP	IP WLS BF H R ER SO BB IBB HBP BLK WP HR S P ERA WHIP	IP WLS BF H R ER SO BB IBB HBP BLK WP HR S P ERA WHIP	IP WLS BF H R ER SO BB IBB HBP BLK WP HR S P ERA WHIP	IP WLS BF H R ER SO BB IBB HBP BLK WP HR S P ERA WHIP	IP WLS BF H R ER SO BB IBB HBP BLK WP HR S P ERA WHIP	IP WLS BF H R ER SO BB IBB HBP BLK WP HR S P ERA WHIP	IP WLS BF H R ER SO BB IBB HBP BLK WP HR S P ERA WHIP	IP WLS BF H R ER SO BB IBB HBP BLK WP HR S P ERA WHIP	IP WLS BF H R ER SO BB IBB HBP BLK WP HR S P ERA WHIP



New York Mets @ Montreal Expos
 Jarry Park, Montreal, QB
 Sun May 23 1976, 3:33 AM EDT
 Att: 22,861 - Unknown - 55 F


AB	30
R	3
H	8
RBI	5
BB	5
SO	4
LOB	17




Batter	1	2	3	4	5	6	7	8	9	AB	R	H	RBI	BB	SO	LOB	TOP								
Pepe Mangual, R OBP: 0.429, SLG: 0.430 (1,7)	F3		F8				SH2-4		4-3 2B	3	0	1	0	1	0	1	Montreal Expos @ Pittsburgh Pirates Three Rivers Stadium, Pittsburgh, PA Mon May 24 1976, 7:05 PM EDT Att: 5,420 - Unknown AB 34 R 4 H 8 RBI 4 BB 3 SO 3 LOB 13								
Jerry White, S OBP: 0.316, SLG: 0.347 (1,8)	F7			F8	L8		4-3		4-3	5	0	0	0	0	0	3									
Andre Thornton, R OBP: 0.369, SLG: 0.417 Mike Jorgensen, L OBP: 0.336, SLG: 0.404 (9,3)	F9			5-3		FC5-4 1B SH1-4 1B	K		K	5	1	1	0	0	2	2									
Gary Carter, R OBP: 0.329, SLG: 0.331 Jim Lyttle, L (8,9)		F8		5-3		SH1-4		6-3		3	0	0	0	0	0	0									
Larry Parrish, R OBP: 0.282, SLG: 0.310 (1,5)		F9			HR	FC5-4 BB		5-3		2	1	0	0	2	0	0									
Tim Foli, R OBP: 0.293, SLG: 0.457 (1,6)		6-3			HR	FC5-4 1B		1B		4	1	2	2	0	0	2									
Pete Mackanin, R OBP: 0.260, SLG: 0.368 Fred Scherman, L OBP: 0.333, SLG: 0.333 (8,1)			F7		F6	1B		FC6-4 1B		4	0	2	1	0	0	0									
Barry Foote, R OBP: 0.302, SLG: 0.377 (1,2)			1-3 2B		HR	K		FC6-4		4	1	2	1	0	1	4									
Woodie Fryman, R OBP: 0.050, SLG: 0.050 Pepe Frias, R OBP: 0.375, SLG: 0.467 (8,4)			1-3		6-3		E1	L4		3	0	0	0	0	0	1									
Inning Stats	R: 0 E: 0 K: 0 S: 3	H: 0 LOB: 0 BB: 0 P: 3	R: 0 E: 0 K: 0 S: 3	H: 0 LOB: 0 BB: 0 P: 3	R: 0 E: 0 K: 0 S: 4	H: 1 LOB: 1 BB: 0 P: 4	R: 0 E: 0 K: 0 S: 3	H: 0 LOB: 0 BB: 0 P: 3	R: 3 E: 0 K: 1 S: 5	H: 2 LOB: 1 BB: 2 P: 13	R: 1 E: 0 K: 1 S: 7	H: 2 LOB: 2 BB: 1 P: 11	R: 0 E: 1 K: 1 S: 6	H: 0 LOB: 1 BB: 0 P: 6	R: 0 E: 0 K: 0 S: 5	H: 2 LOB: 2 BB: 0 P: 5	R: 0 E: 0 K: 1 S: 6	H: 1 LOB: 1 BB: 0 P: 6	1B: 4 2B: 2 3B: 0 HR: 2	SF: 0 SAC: 0 DP: 0 HBP: 0	WP: 0 PB: 0 CS: 0	PA: 39			
PITCHER	IP	WLS	BF	H	R	ER	SO	BB	IBB	HBP	BLK	WP	HR	S	P	ERA	WHIP								
John Candelaria, L ERA: 3.61 (1,1)	5.1	L	23	4	4	4	0	3	0	0	0	0	2	20	32	6.75	1.312								
Kent Tekulve, R ERA: 2.7 (6,1)	1.2		7	1	0	0	2	0	0	0	0	0	0	11	11	0.00	0.600								
Bob Moose, R ERA: (8,1)	2.0		9	3	0	0	1	0	0	0	0	0	0	11	11	0.00	1.500								

Batter	1	2	3	4	5	6	7	8	9	AB	R	H	RBI	BB	SO	LOB	BOTTOM								
Frank Taveras, R OBP: 0.274, SLG: 0.244 (1,6)	5-3				K			G4-6-3 1B		4	0	2	1	0	1	0	Montreal Expos @ Pittsburgh Pirates Three Rivers Stadium, Pittsburgh, PA Mon May 24 1976, 7:05 PM EDT Att: 5,420 - Unknown AB 29 R 2 H 5 RBI 2 BB 4 SO 2 LOB 4								
Rennie Stennett, R OBP: 0.273, SLG: 0.335 (1,4)	L5		F9		F2			G4-6-3 1B		4	0	0	0	0	0	1									
Al Oliver, L OBP: 0.359, SLG: 0.525 (1,8)	1-3		F8			G3		K		4	0	0	0	0	1	0									
Richie Zisk, R OBP: 0.359, SLG: 0.490 (1,7)		F6		4-0 BB		F8		5-3		3	0	0	0	1	0	0									
Bill Robinson, R OBP: 0.386, SLG: 0.646 (1,9)		5-3		5-3		F9		F5		4	0	0	0	0	0	1									
Bob Robertson, R OBP: 0.317, SLG: 0.156 (1,3)		BB 1B BB		CS BB		F8		F8		2	1	0	0	2	0	0									
Manny Sanguillen, R OBP: 0.290, SLG: 0.331 (1,2)		BB 1B BB		1-3		F5				2	1	0	0	1	0	1									
Tommy Helms, R OBP: 0.316, SLG: 0.444 (1,5)		BB 1B BB		F8				2B		3	0	2	1	0	0	0									
John Candelaria, L OBP: 0.294, SLG: 0.143 Kent Tekulve, R (6,1)					6-3			5-3		2	0	1	0	0	0	0									
Duffy Dyer, R OBP: 0.313, SLG: 0.393 Bob Moose, R OBP: 0.500, SLG: 1.000 (8,1)										1	0	0	0	0	0	1									
Inning Stats	R: 0 E: 0 K: 0 S: 3	H: 3 LOB: 2 BB: 2 P: 13	R: 2 E: 0 K: 0 S: 5	H: 0 LOB: 1 BB: 1 P: 7	R: 0 E: 0 K: 0 S: 2	H: 0 LOB: 0 BB: 1 P: 6	R: 0 E: 0 K: 1 S: 5	H: 0 LOB: 0 BB: 0 P: 5	R: 0 E: 0 K: 0 S: 3	H: 0 LOB: 0 BB: 0 P: 3	R: 0 E: 0 K: 0 S: 4	H: 1 LOB: 1 BB: 0 P: 4	R: 0 E: 0 K: 1 S: 5	H: 1 LOB: 0 BB: 0 P: 5	R: 0 E: 0 K: 0 S: 3	H: 0 LOB: 0 BB: 0 P: 3	1B: 4 2B: 1 3B: 0 HR: 0	SF: 0 SAC: 0 DP: 1 HBP: 0	WP: 0 PB: 0 CS: 1	PA: 33					
PITCHER	IP	WLS	BF	H	R	ER	SO	BB	IBB	HBP	BLK	WP	HR	S	P	ERA	WHIP								
Woodie Fryman, L ERA: 3.38 (1,1)	7.0	W	27	4	2	2	1	4	0	0	0	0	0	25	41	2.57	1.143								
Fred Scherman, L ERA: 3.66 (8,1)	2.0	S	6	1	0	0	1	0	0	0	0	0	0	8	8	0.00	0.500								


Batter	1	2	3	4	5	6	7	8	9	AB	R	H	RBI	BB	SO	LOB	TOP										
Pepe Mangual, R OBP: 0.430, SLG: 0.419 (1, 7)	F4			6-3 HBP SF9 1B	K		K			4	1	1	0	0	2	1	Montreal Expos @ Pittsburgh Pirates Three Rivers Stadium, Pittsburgh, PA Wed May 26 1976, 7:05 PM EDT Att: 6,581 - Unknown livebaseballscores.com AB 30 R 3 H 5 RBI 3 BB 3 SO 7 LOB 14 										
Jerry Whites, S OBP: 0.333, SLG: 0.383 (1, 8)	G3			6-3 HBP		SF7 3B		5-3 1B		3	1	2	0	0	0	0											
Andre Thornton, R OBP: 0.360, SLG: 0.394 (1, 9)	F8			6-3		BB		5-3		3	0	0	0	1	0	3											
Gary Carter, R OBP: 0.322, SLG: 0.313 (1, 2)		5-3		1-2 2-3		F9		F8		3	0	0	0	1	0	3											
Larry Parrish, R OBP: 0.278, SLG: 0.338 (1, 5)	F8			SF9		SF7		5-3		2	0	0	2	0	0	1											
Tim Foli, R OBP: 0.288, SLG: 0.448 (1, 6)	F4			3-H 0-3	K	F5			L7	4	0	0	0	0	1	3											
Mike Jorgensen, L OBP: 0.328, SLG: 0.378 (1, 3)			F6		F6		F9		BB	3	0	0	0	1	0	0											
Pete Mackanin, R OBP: 0.257, SLG: 0.381 (1, 4)			K		HR		1B		F9	4	1	2	1	0	1	1											
Dan Warthen, S Wayne Granger, R Jose Morales, R Chip Lang, R Barry Foote, R			K		K		K		L3	2	0	0	0	0	2	0											
Inning Stats	R: 0 E: 0 K: 0 S: 3	H: 0 LOB: 0 BB: 0 P: 3	R: 0 E: 0 K: 0 S: 3	H: 0 LOB: 0 BB: 0 P: 3	R: 0 E: 0 K: 2 S: 7	H: 0 LOB: 0 BB: 0 P: 7	R: 1 E: 0 K: 1 S: 6	H: 1 LOB: 2 BB: 1 P: 11	R: 1 E: 0 K: 2 S: 8	H: 1 LOB: 0 BB: 0 P: 8	R: 1 E: 0 K: 0 S: 4	H: 1 LOB: 1 BB: 1 P: 8	R: 0 E: 0 K: 0 S: 4	H: 1 LOB: 1 BB: 0 P: 8	R: 0 E: 0 K: 0 S: 4	H: 1 LOB: 1 BB: 0 P: 4		R: 0 E: 0 K: 0 S: 3	H: 0 LOB: 1 BB: 1 P: 7	1B: 3 2B: 0 3B: 1 HR: 1	SF: 2 SAC: 0 DP: 0 HBP: 1	WP: 0 PB: 0 SB: 0 CS: 0	PA: 36				
PITCHER	IP	WLS	BF	H	R	ER	SO	BB	IBB	HBP	BLK	WP	HR	S	P	ERA	WHIP										
Larry Demery, R ERA: 3.04 (1, 1)	6.0	W	24	3	3	3	5	1	1	1	0	0	1	31	40	4.50	0.667										
John Candelaria, L ERA: 3.4 (7, 1)	3.0	S	12	2	0	0	2	1	0	0	0	0	0	15	19	0.00	1.000										
Batter	1	2	3	4	5	6	7	8	9	AB	R	H	RBI	BB	SO	LOB	BOTTOM										
Rennie Stennett, R OBP: 0.274, SLG: 0.345 (1, 4)	F7		F7		F8	1-H 3-H 2B				4	0	1	2	0	0	1	Montreal Expos @ Pittsburgh Pirates Three Rivers Stadium, Pittsburgh, PA Wed May 26 1976, 7:05 PM EDT Att: 6,581 - Unknown livebaseballscores.com AB 32 R 6 H 9 RBI 6 BB 4 SO 5 LOB 15 										
Manny Sanguillen, R OBP: 0.310, SLG: 0.333 (1, 2)	E7		1-2 1B		6-3	K				4	0	1	0	0	1	2											
Al Oliver, L OBP: 0.362, SLG: 0.515 (1, 8)	F8		K		4-3	G3				4	0	0	0	0	1	3											
Willie Stargell, L OBP: 0.394, SLG: 0.545 (1, 3)	F5		F7		F2	HR				4	1	1	1	0	0	3											
Richie Zisk, R OBP: 0.355, SLG: 0.477 (1, 7)		K		1B		6-3				4	1	2	0	0	1	0											
Bill Robinson, R OBP: 0.402, SLG: 0.632 (1, 9)		1B		F8		BB 1B		F7		4	1	2	0	0	0	1											
Richie Hebner, L OBP: 0.287, SLG: 0.256 (1, 5)	F8		K		BB 1B	BB		1B		3	1	1	0	1	1	2											
Frank Taveras, R OBP: 0.263, SLG: 0.234 (6, PH)	F4		L7		1B 2B	BB		BB		2	0	0	0	0	0	2											
Bob Robertson, R OBP: 0.326, SLG: 0.152 (6, PR)					1-2 2-3	1B		BB		0	0	0	1	1	0	0											
Mario Mendoza, R OBP: 0.250, SLG: 0.227 (7, 6)					1-3 2-H 3-H	2B		BB		0	1	0	0	1	0	0											
Larry Demery, R OBP: 0.333, SLG: 0.200 (6, PH)					1-3 2-H 3-H	2B		1B		1	0	0	0	1	1	0											
Duffy Dyer, R OBP: 0.303, SLG: 0.379 (6, PH)					K			6-3		0	0	0	0	0	0	0											
Dave Parker, L OBP: 0.327, SLG: 0.577 (6, PH)					1B					1	0	1	2	0	0	0											
Jim Rooker, R OBP: 0.235, SLG: 0.294 (6, PR)					BB					0	1	0	0	0	0	0											
John Candelaria, L OBP: 0.276, SLG: 0.133 (7, 1)										1	0	0	0	0	0	1											
Inning Stats	R: 0 E: 1 K: 0 S: 4	H: 0 LOB: 1 BB: 0 P: 4	R: 0 E: 0 K: 1 S: 6	H: 1 LOB: 1 BB: 0 P: 6	R: 0 E: 0 K: 1 S: 6	H: 1 LOB: 2 BB: 1 P: 10	R: 0 E: 0 K: 1 S: 6	H: 1 LOB: 1 BB: 0 P: 6	R: 0 E: 0 K: 1 S: 5	H: 0 LOB: 0 BB: 0 P: 5	R: 5 E: 0 K: 1 S: 9	H: 4 LOB: 2 BB: 2 P: 17	R: 1 E: 0 K: 0 S: 4	H: 1 LOB: 0 BB: 0 P: 4	R: 0 E: 0 K: 0 S: 2	H: 1 LOB: 1 BB: 1 P: 6	1B: 7 2B: 1 3B: 0 HR: 1	SF: 0 SAC: 0 DP: 0 HBP: 0	WP: 0 PB: 0 SB: 0 CS: 1	PA: 36							
PITCHER	IP	WLS	BF	H	R	ER	SO	BB	IBB	HBP	BLK	WP	HR	S	P	ERA	WHIP										
Dan Warthen, L ERA: 4.03 (1, 1)	5.2	L	26	5	4	4	4	3	0	0	0	0	0	31	43	6.35	1.412										
Wayne Granger, R ERA: 3.74 (6, 1)	0.1		3	2	1	1	1	0	0	0	0	0	0	5	5	27.00	6.000										
Chip Lang, R ERA: 1.8 (7, 1)	2.0		7	2	1	1	0	1	0	0	0	0	1	6	10	4.50	1.500										

Batter	1	2	3	4	5	6	7	8	9	AB	R	H	RBI	BB	SO	LOB	TOP				
Pepe Mangual, R OBP: 0.432, SLG: 0.427	4-0 S 1B BB		0-3 K		0-0 1-3 2B		0-3 K			3	1	1	0	1	2	1	Montreal Expos @ Philadelphia Phillies Veterans Stadium, Philadelphia, PA Fri May 28 1976, 7:05 PM EDT Att: 23,011 - Unknown 				
Jerry White, S OBP: 0.338, SLG: 0.382	0-0 1B 1B		4-0 BB 1B BB		0-0 P5		0-0 F3			3	2	1	1	1	0	3					
Andre Thornton, R OBP: 0.357, SLG: 0.384	0-0 F8		4-0 1B BB		0-0 P6		0-0 P6			3	0	0	0	1	0	3					
Gary Carter, R OBP: 0.327, SLG: 0.319	0-0 L4-3 1B		0-0 1B BB		0-0 F8		0-0 G3			4	0	2	2	0	0	2					
Larry Parrish, R OBP: 0.277, SLG: 0.336	0-0 L4-3		0-0 4-3		0-0 L9		0-0 1B			4	0	1	0	0	0	3					
Tim Foli, R OBP: 0.279, SLG: 0.434		0-0 L5		0-0 F9		0-0 5-3		0-0 F7		4	0	0	0	0	0	1					
Pete Mackanin, R OBP: 0.250, SLG: 0.370		0-0 5-3		0-0 F8		0-0 4-3		0-0 6-3		4	0	0	0	0	0	0					
Barry Foote, R OBP: 0.294, SLG: 0.379		0-0 F7		0-0 F9		0-0 2B		0-0 5-3		4	0	1	0	0	0	0					
Don Stanhouse, R OBP: 0.200, SLG: 0.170			0-0 1-3		0-0 2B 1B		0-0 6-3		0-0 G3	0	0	0	0	0	0	0					
Fred Scherman, L OBP: 0.226, SLG: 0.280										1	0	0	0	0	0	0					
Bombardieri, R OBP: 0.333, SLG: 0.357										1	0	0	0	0	0	0					
Chip Lang, R OBP: 0.176, SLG: 0.235										1	0	0	0	0	0	0					
Wayne Granger, R OBP: 0.303, SLG: 0.318										0	0	0	0	0	0	0					
Jim Dwyer, L OBP: 0.303, SLG: 0.318										1	0	0	0	0	0	1					
Steve Dunning, R OBP: 0.176, SLG: 0.235										1	0	0	0	0	0	0					
Jose Morales, R OBP: 0.176, SLG: 0.235										1	0	0	0	0	0	0					
Inning Stats	R: 2 E: 0 K: 0 S: 4	H: 2 LOB: 0 BB: 1 P: 8	R: 0 E: 0 K: 0 S: 3	H: 0 LOB: 0 BB: 0 P: 3	R: 1 E: 0 K: 1 S: 6	H: 1 LOB: 2 BB: 2 P: 14	R: 0 E: 0 K: 0 S: 3	H: 0 LOB: 0 BB: 0 P: 3	R: 0 E: 0 K: 0 S: 5	H: 2 LOB: 2 BB: 0 P: 5	R: 0 E: 0 K: 0 S: 3	H: 0 LOB: 0 BB: 0 P: 3	R: 0 E: 0 K: 1 S: 6	H: 1 LOB: 1 BB: 0 P: 6	R: 0 E: 0 K: 0 S: 4	H: 1 LOB: 1 BB: 0 P: 4	R: 0 E: 0 K: 0 S: 3	H: 0 LOB: 0 BB: 0 P: 3	1B: 5 2B: 3 3B: 0 HR: 0	SF: 0 SAC: 0 DP: 1 HBP: 0	WP: 0 PA: 36 PB: 0 SB: 1 CS: 0
PITCHER	IP	WLS	BF	H	R	ER	SO	BB	IBB	HBP	BLK	WP	HR	S	P	ERA	WHIP				
Tom Underwood, L ERA: 5.57	4.0		19	5	3	3	1	3	0	0	0	0	0	18	30	6.75	2.000				
Ron Reed, R ERA: 3.67	5.0	W	17	2	0	0	1	0	0	0	0	0	0	19	19	0.00	0.400				

Batter	1	2	3	4	5	6	7	8	9	AB	R	H	RBI	BB	SO	LOB	BOTTOM				
Dave Cash, R OBP: 0.343, SLG: 0.380	0-0 6-3		0-0 FC3-6 1B		0-0 6-3		4-0 1B BB BB		0-0 F9	4	1	1	2	1	0	1	Montreal Expos @ Philadelphia Phillies Veterans Stadium, Philadelphia, PA Fri May 28 1976, 7:05 PM EDT Att: 23,011 - Unknown 				
Terry Harmon, R OBP: 0.333, SLG: 0.200		1-2 2-H 3-H 1B		0-0 F9		4-0 BB BB		0-0 1B	4	2	1	0	1	0	2						
Larry Bowa, S OBP: 0.382, SLG: 0.365	0-0 P6	0-0 FC3-6 1B E		0-0 F9		4-0 BB 1B BB		2-3 1B	4	0	3	2	0	0	0						
Mike Schmidt, R OBP: 0.438, SLG: 0.706	0-0 F8	0-0 1B E		0-0 2B		0-0 1B BB		0-0 SF8	4	0	3	2	0	0	0						
Bobby Tolan, L OBP: 0.337, SLG: 0.494		0-0 1B E		4-0 2B		0-0 F8		0-0 L5	0	0	0	0	1	0	0						
Ollie Brown, R OBP: 0.406, SLG: 0.593		0-0 1B E		0-0 IBB		0-0 F8		0-0 L5	3	0	0	0	1	0	5						
Jay Johnstone, L OBP: 0.393, SLG: 0.527		0-0 2B K		0-0 L6		4-0 FC6-4 BB		0-0 F5	4	1	1	1	1	1	4						
Garry Maddox, R OBP: 0.382, SLG: 0.463		0-0 FC1-2 2B 1B		0-0 1-3		0-0 F7		0-0 L4	4	1	0	1	0	0	2						
Jerry Martin, R OBP: 0.261, SLG: 0.238		2-3 3-H 0-0		0-0 F9		0-0 P6		0-0 2B	0	0	0	0	0	0	0						
Dick Allen, R OBP: 0.378, SLG: 0.387		1-3 3-H 0-0		0-0 F9		0-0 P6		0-0 2B	5	1	2	1	0	0	2						
Bob Boone, R OBP: 0.408, SLG: 0.456		4-0 1B 1B IBB		0-0 1B		4-0 WP BB		4-0 2B	2	2	2	0	3	0	0						
Tom Underwood, R OBP: 0.167, SLG: 0.167		0-0 FC3-6 1B 1B		0-0 F7		0-3 K		0-0 F8	2	1	1	1	0	0	1						
Ron Reed, R ERA: 6.75		1-2 2-3 3-H 0-0		0-0 F7		1-2 K		0-0 F8	2	1	0	0	0	1	3						
Inning Stats	R: 0 E: 0 K: 0 S: 3	H: 0 LOB: 0 BB: 0 P: 3	R: 6 E: 1 K: 1 S: 11	H: 5 LOB: 2 BB: 2 P: 19	R: 0 E: 0 K: 0 S: 4	H: 1 LOB: 1 BB: 0 P: 4	R: 0 E: 0 K: 0 S: 4	H: 1 LOB: 2 BB: 1 P: 8	R: 0 E: 0 K: 1 S: 5	H: 0 LOB: 1 BB: 1 P: 9	R: 2 E: 0 K: 0 S: 4	H: 1 LOB: 3 BB: 3 P: 16	R: 2 E: 1 K: 0 S: 6	H: 2 LOB: 1 BB: 0 P: 6	R: 0 E: 0 K: 0 S: 4	H: 1 LOB: 2 BB: 1 P: 8	1B: 6 2B: 5 3B: 0 HR: 0	SF: 2 SAC: 1 DP: 0 HBP: 0	WP: 1 PA: 45 PB: 0 SB: 0 CS: 0		
PITCHER	IP	WLS	BF	H	R	ER	SO	BB	IBB	HBP	BLK	WP	HR	S	P	ERA	WHIP				
Don Stanhouse, R ERA: 3.04	1.2	L	12	5	6	5	0	1	1	0	0	0	0	10	18	27.00	3.600				
Fred Scherman, L ERA: 3.6	2.1		11	2	0	0	1	0	1	0	0	0	0	12	16	0.00	0.857				
Chip Lang, R ERA: 4.26	1.1		9	1	2	2	1	4	0	0	0	1	0	7	23	13.50	3.750				
Wayne Granger, R ERA: 3.63	0.2		2	0	0	0	0	0	0	0	0	0	0	2	2	0.00	0.000				
Steve Dunning, R ERA: 6.75	2.0		11	3	2	1	0	0	1	0	0	0	0	10	14	4.50	1.500				


Batter	1	2	3	4	5	6	7	8	9	AB	R	H	RBI	BB	SO	LOB	TOP								
Pepe Mangual, R OBP: 0.435, SLG: 0.424 (1, 7)										3	0	1	0	0	1	0	Montreal Expos @ Philadelphia Phillies Veterans Stadium, Philadelphia, PA Sat May 29 1976, 7:05 PM EDT Att: 18,063 - Unknown								
Jerry White, S OBP: 0.336, SLG: 0.378 (1, 8)										4	0	1	0	0	0	2									
Andre Thornton, R OBP: 0.347, SLG: 0.371 (1, 9)										4	0	0	0	0	0	2									
Gary Carter, R OBP: 0.325, SLG: 0.324 (1, 2)											4	1	1	0	0	0		1							
Larry Parrish, R OBP: 0.277, SLG: 0.333 (1, 5)											4	0	1	0	0	1		1							
Mike Jorgensen, L OBP: 0.333, SLG: 0.391 (1, 3)											4	0	2	1	0	0		1							
Pete Mackanin, R OBP: 0.250, SLG: 0.373 (1, 4)											4	0	1	0	0	2		2							
Pepe Frias, R OBP: 0.368, SLG: 0.412 (1, 6)											2	0	0	0	1	0		1							
Don Carrithers, R (1, 1)											2	0	0	0	0	1	3								
Wayne Granger, R (7, 1)											0	0	0	0	0	0	0								
Jim Dwyer, L OBP: 0.346, SLG: 0.311 (8, PH)											1	0	0	0	0	0	0								
Dale Murray, R (8, 1)											0	0	0	0	0	0	0								
Inning Stats	R: 0 E: 0 K: 0 S: 3	H: 1 LOB: 0 BB: 0 P: 3	R: 0 E: 0 K: 0 S: 3	H: 0 LOB: 0 BB: 0 P: 3	R: 0 E: 0 K: 1 S: 5	H: 0 LOB: 0 BB: 0 P: 5	R: 0 E: 0 K: 0 S: 3	H: 0 LOB: 1 BB: 0 P: 4	R: 0 E: 0 K: 0 S: 4	H: 2 LOB: 2 BB: 1 P: 8	R: 0 E: 0 K: 1 S: 5	H: 0 LOB: 0 BB: 0 P: 5	R: 1 E: 0 K: 1 S: 7	H: 2 LOB: 1 BB: 0 P: 7	R: 0 E: 0 K: 0 S: 4	H: 1 LOB: 1 BB: 0 P: 4	R: 0 E: 0 K: 2 S: 8	H: 1 LOB: 1 BB: 0 P: 8	1B: 4 2B: 3 3B: 0 HR: 0	SF: 0 SAC: 0 DP: 2 HBP: 1	WP: 0 PB: 0 SB: 0 CS: 0	PA: 34			
PITCHER	IP	WLS	BF	H	R	ER	SO	BB	IBB	HBP	BLK	WP	HR	S	P	ERA	WHIP								
Larry Christenson, R ERA: 2.48 (1, 1)	5.0	W	18	3	0	0	1	0	1	1	0	0	0	18	23	0.00	0.600								
Gene Garber, R ERA: 3.58 (6, 1)	4.0	S	16	4	1	1	4	0	0	0	0	0	0	24	24	2.25	1.000								

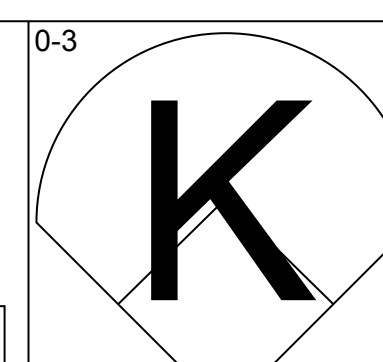
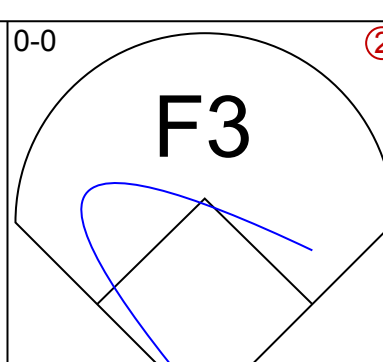
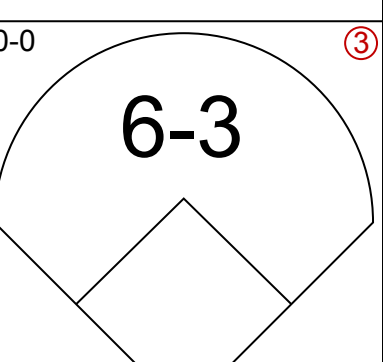
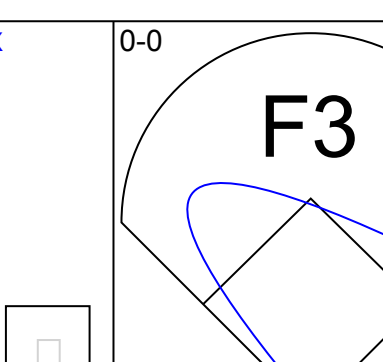
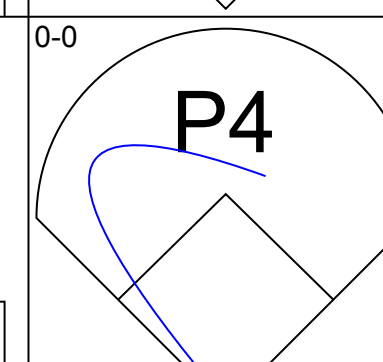
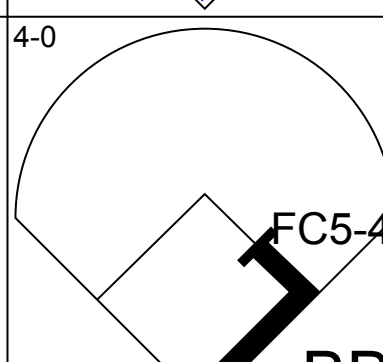
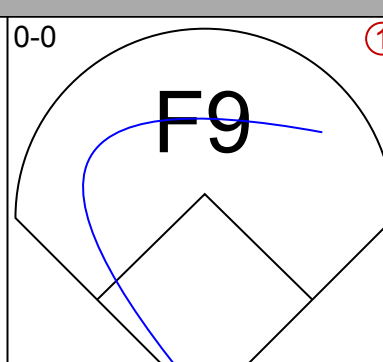
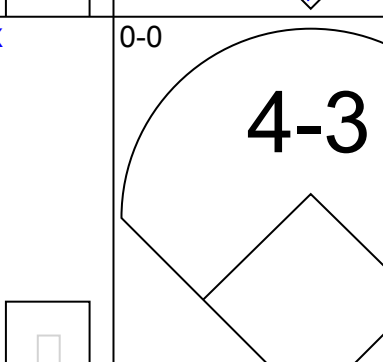
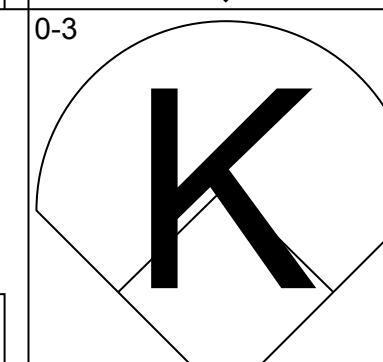
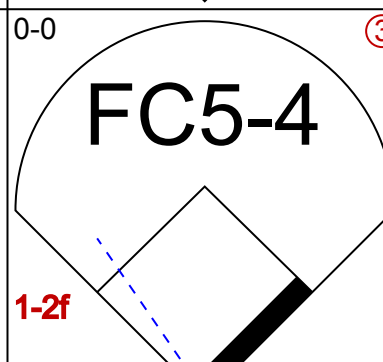
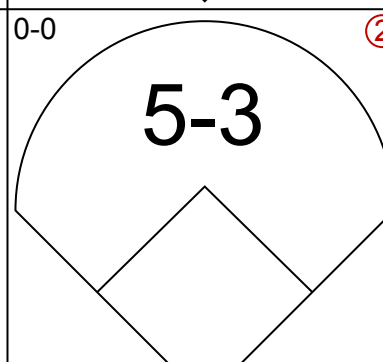
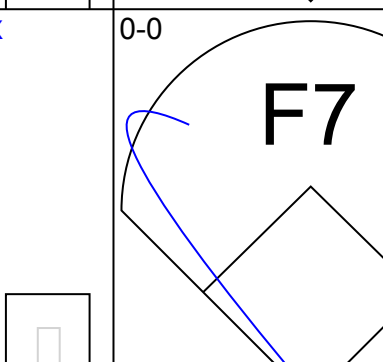
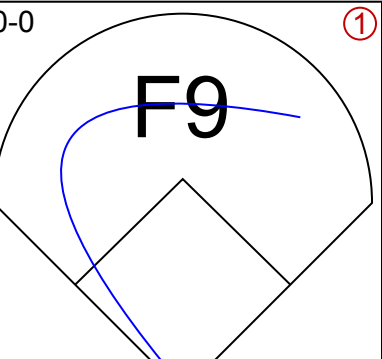
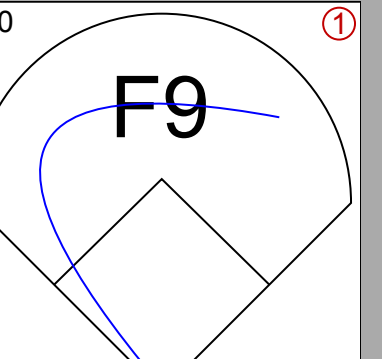
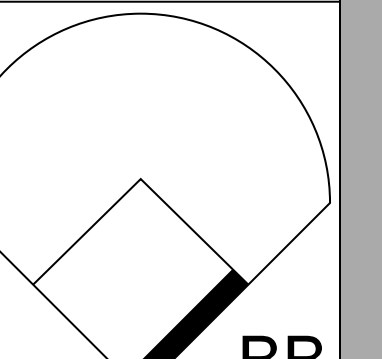

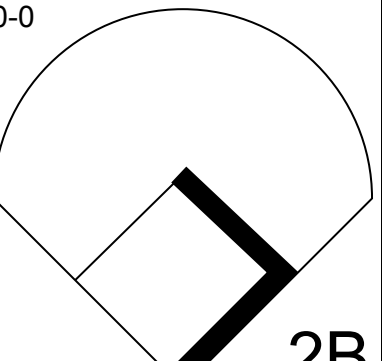
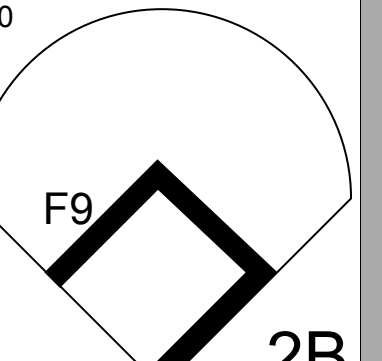
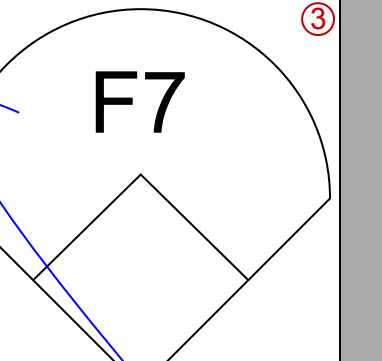

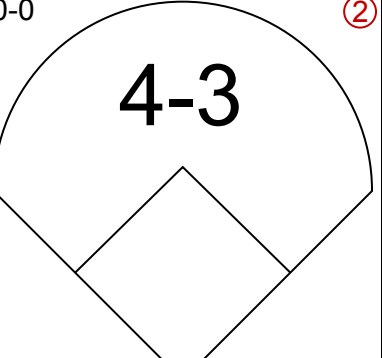
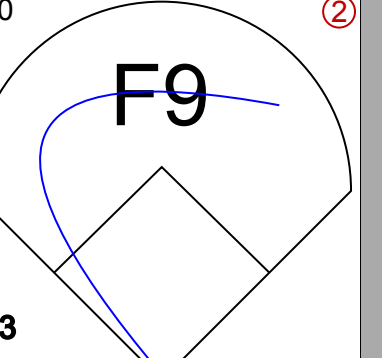


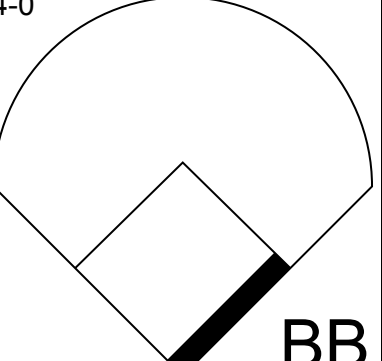
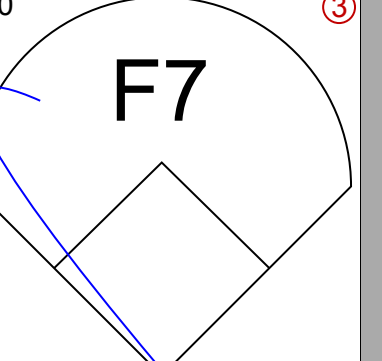


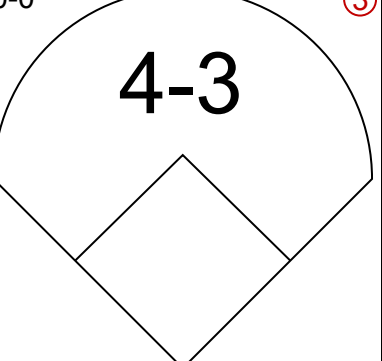
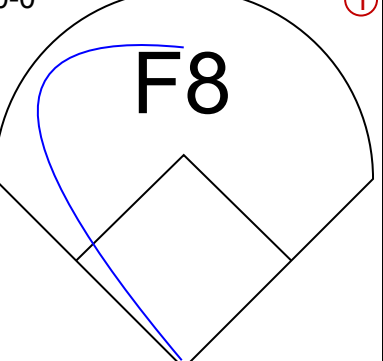
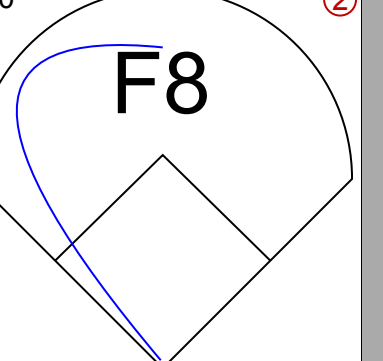
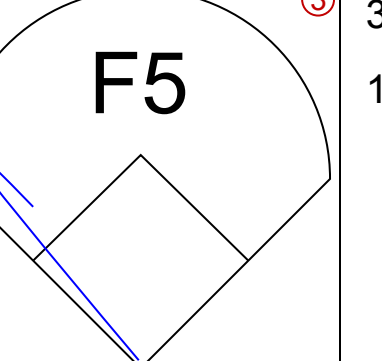

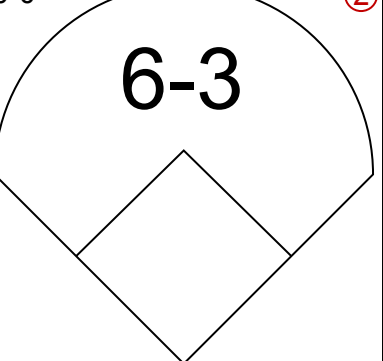
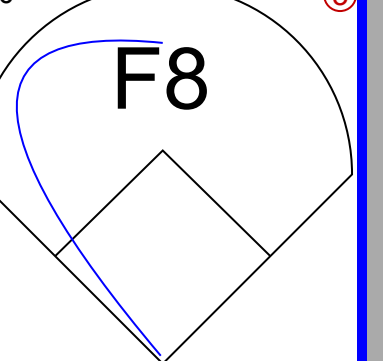
AB	32
R	1
H	7
RBI	1
BB	1
SO	5
LOB	13

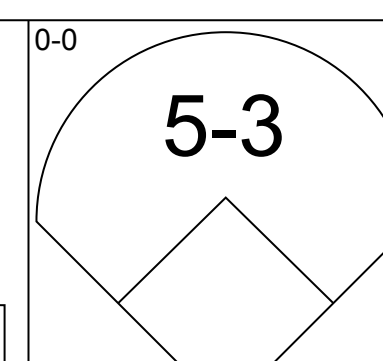
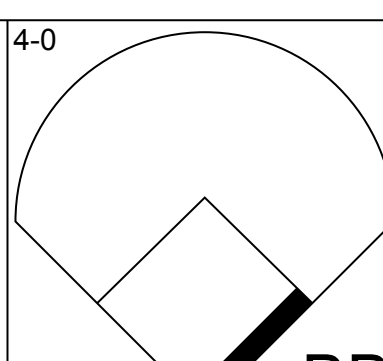
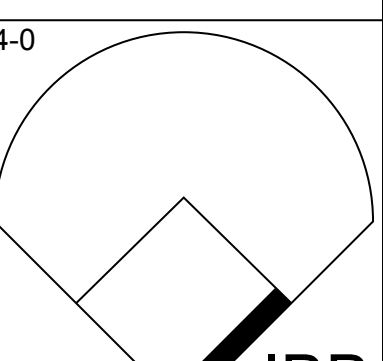
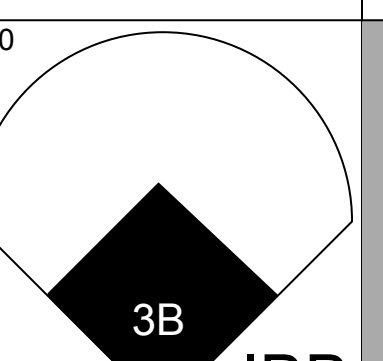
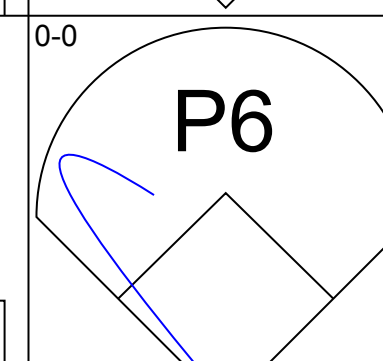
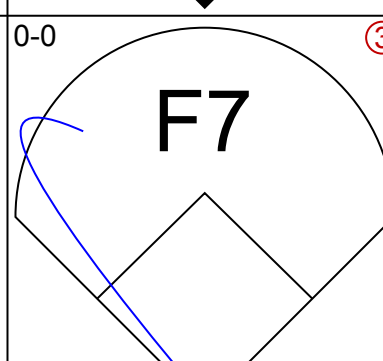
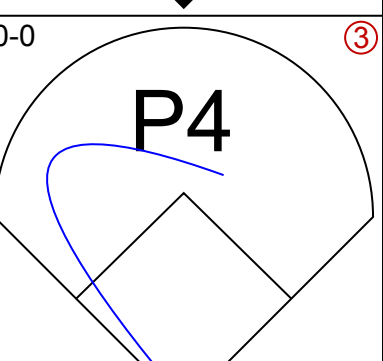
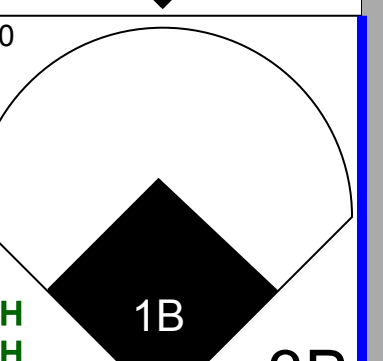
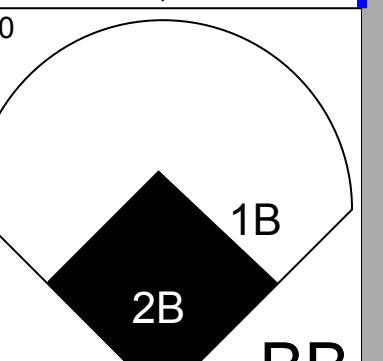
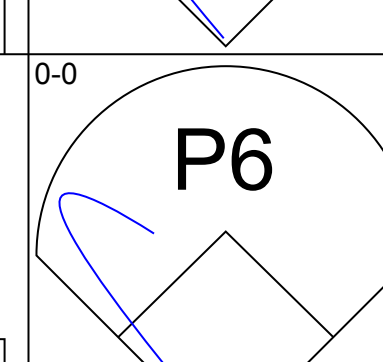
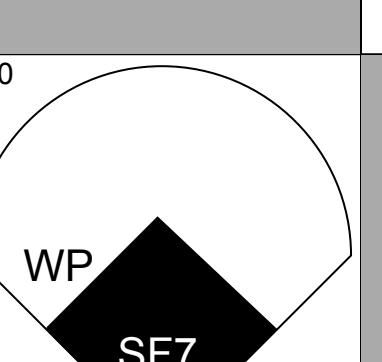
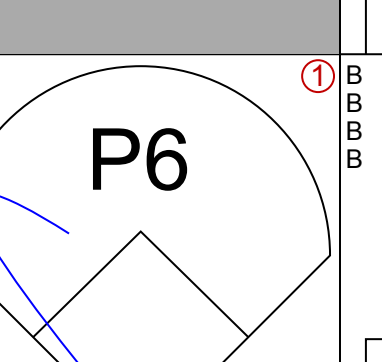

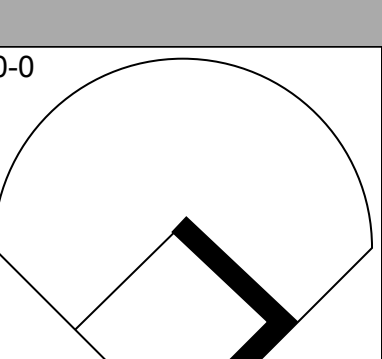
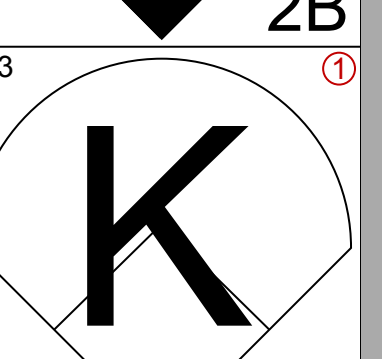
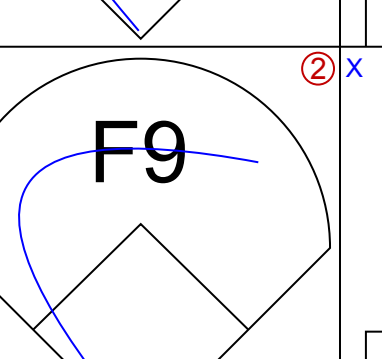

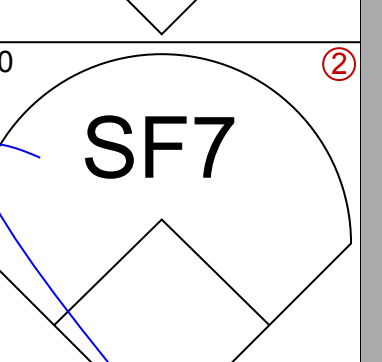
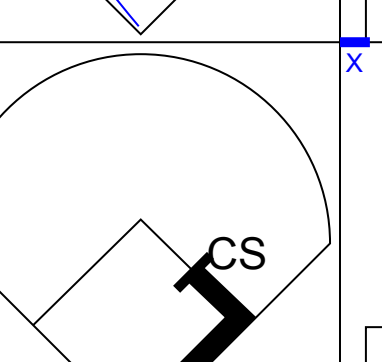

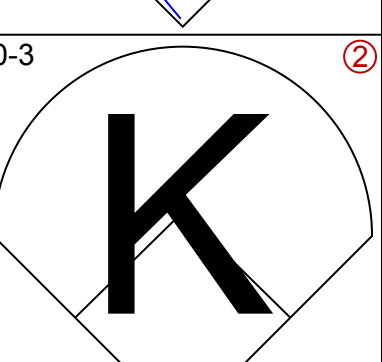
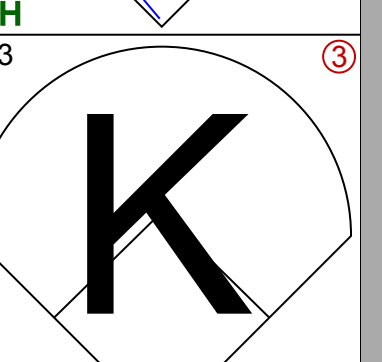
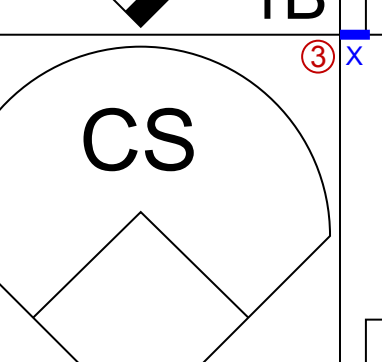
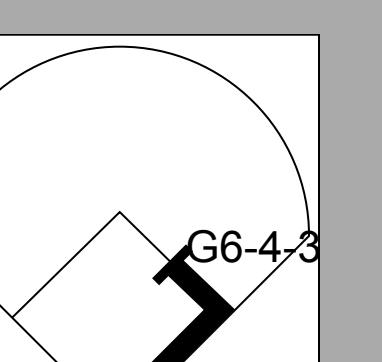
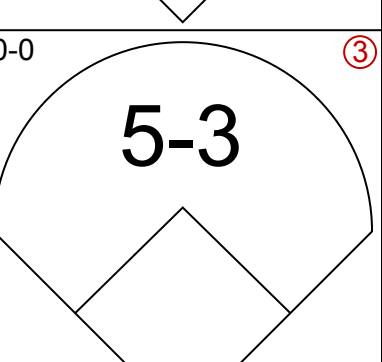

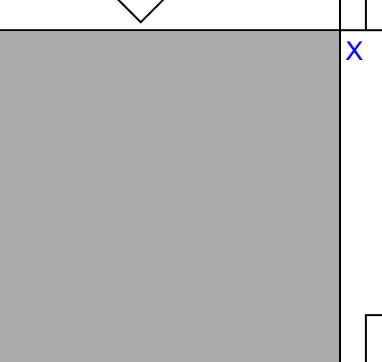
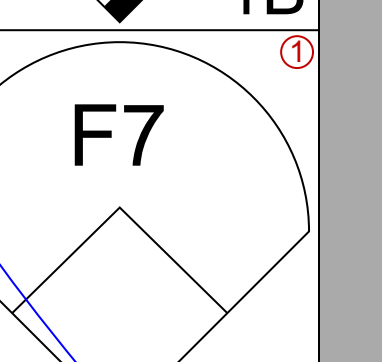
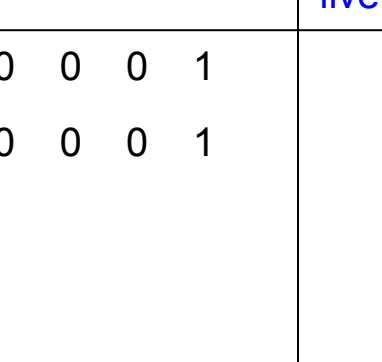

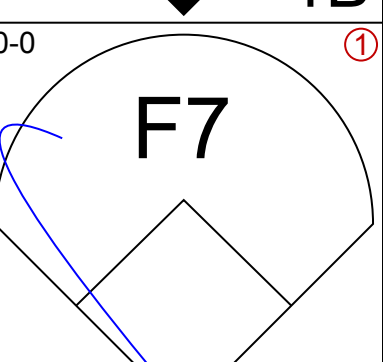
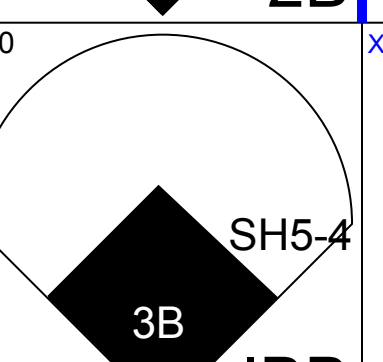

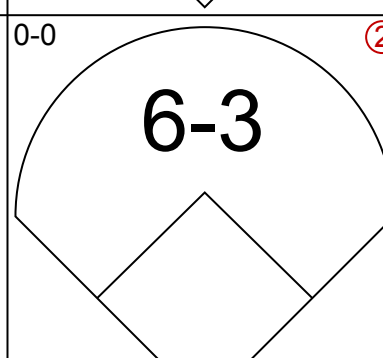
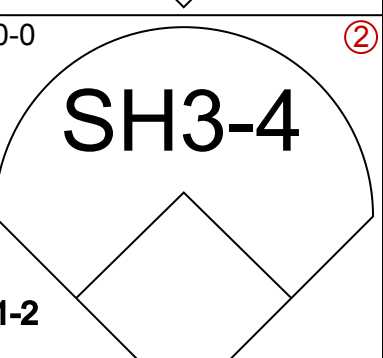
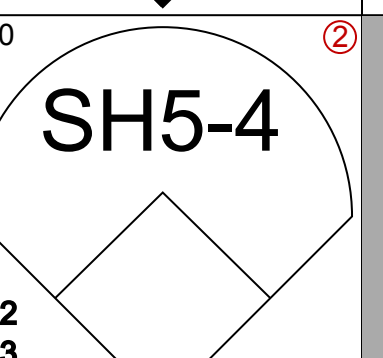

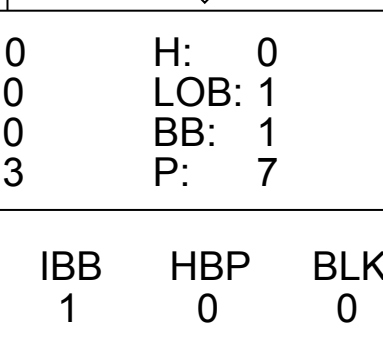
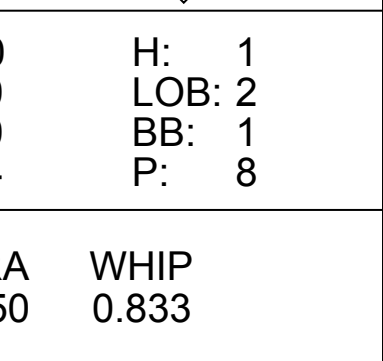
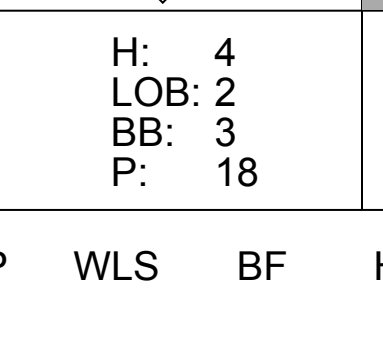


Batter	1	2	3	4	5	6	7	8	9	AB	R	H	RBI	BB	SO	LOB	BOTTOM								
Dave Cash, R OBP: 0.344, SLG: 0.377 (1, 4)										4	1	1	0	1	0	4	Montreal Expos @ Philadelphia Phillies Veterans Stadium, Philadelphia, PA Sat May 29 1976, 7:05 PM EDT Att: 18,063 - Unknown								
Terry Harmon, R OBP: 0.333, SLG: 0.200 (9, 4)										0	0	0	0	0	0	0									
Larry Bowa, S OBP: 0.357, SLG: 0.359 (1, 6)										5	0	1	0	0	1	3									
Mike Schmidt, R OBP: 0.442, SLG: 0.703 (1, 5)										2	1	1	0	1	1	0									
Greg Luzinski, R OBP: 0.331, SLG: 0.458 (1, 7)										4	0	0	1	0	0	5									
Tom Hutton, L OBP: 0.417, SLG: 0.250 (9, 3)										0	0	0	0	0	0	0									
Jay Johnstone, L OBP: 0.387, SLG: 0.526 (1, 9)										3	1	2	0	1	0	0									
Gary Maddox, R OBP: 0.373, SLG: 0.468 (1, 8)										4	1	1	2	0	1	2									
Dick Allen, R OBP: 0.272, SLG: 0.424 (1, 3)										0	0	0	0	0	0	0									
Jerry Martin, R OBP: 0.261, SLG: 0.238 (9, 7)										3	1	2	0	1	0	0									
Bob Boone, R OBP: 0.419, SLG: 0.481 (1, 2)										2	0	1	1	0	1	1									
Larry Christenson, R OBP: 0.211, SLG: 0.333 (1, 1)										0	0	0	0	0	0	0									
Jim Kaat, L OBP: 0.158, SLG: 0.118 (5, PR)										1	0	0	0	0	1	1									
Gene Garber, R OBP: 0.600, SLG: 0.333 (6, 1)										1	0	0	0	1	1	0									
Inning Stats	R: 1 E: 0 K: 0 S: 4	H: 1 LOB: 1 BB: 1 P: 8	R: 0 E: 0 K: 1 S: 6	H: 1 LOB: 1 BB: 0 P: 6	R: 0 E: 0 K: 1 S: 5	H: 0 LOB: 0 BB: 0 P: 5	R: 0 E: 0 K: 1 S: 6	H: 1 LOB: 1 BB: 0 P: 6	R: 1 E: 0 K: 1 S: 7	H: 2 LOB: 3 BB: 1 P: 11	R: 0 E: 1 K: 0 S: 4	H: 1 LOB: 3 BB: 2 P: 12	R: 4 E: 1 K: 0 S: 6	H: 3 LOB: 0 BB: 1 P: 10	R: 0 E: 0 K: 1 S: 5	H: 1 LOB: 0 BB: 0 P: 5	1B: 6 2B: 2 3B: 1 HR: 1	SF: 0 SAC: 1 DP: 1 HBP: 0	WP: 0 PB: 0 SB: 0 CS: 0	PA: 38					
PITCHER	IP	WLS	BF	H	R	ER	SO	BB	IBB	HBP	BLK	WP	HR	S	P	ERA	WHIP								
Don Carrithers, R ERA: 3.89 (1, 1)	6.2	L	33	8	5	3	4	0	0	0	0	0	0	36	56	4.05	1.650								
Wayne Granger, R ERA: 3.97 (7, 1)	0.1		2	1	1	0	0	0	0	0	0	0	1	2	2	0.00	3.000								
Dale Murray, R ERA: 1.86 (8, 1)	1.0		3	1	0	0	1	0	0	0	0	0	0	5	5	0.00	1.000								

AB	32
R	6
H	10
RBI	4
BB	5
SO	5
LOB	16



Batter	1	2	3	4	5	6	7	8	9	AB	R	H	RBI	BB	SO	LOB	TOP						
Pepe Mangual, R (1,7) OBP: 0.420, SLG: 0.406										4	0	0	0	0	1	0	Montreal Expos @ Philadelphia Phillies Veterans Stadium, Philadelphia, PA Sun May 30 1976, 3:33 AM EDT Att: 27,090 - Unknown livebaseballscorecards.com						
Jerry White, S (1,8) OBP: 0.333, SLG: 0.370										3	0	0	0	1	0	0							
Andre Thornton, R (1,9) OBP: 0.338, SLG: 0.358										4	0	0	0	0	1	1							
Gary Carter, R (1,2) OBP: 0.323, SLG: 0.317										3	0	0	0	1	0	0							
Larry Parrish, R (1,5) OBP: 0.288, SLG: 0.358										4	1	3	0	0	0	1							
Mike Jorgensen, L (1,3) OBP: 0.331, SLG: 0.387									4	0	1	1	0	0	0	2							
Pete Mackanin, R (1,4) OBP: 0.257, SLG: 0.372									3	0	1	0	1	0	2								
Pepe Frias, R (1,6) OBP: 0.318, SLG: 0.350										3	0	0	0	0	0	3							
Jim Lyttle, L (9,PH)										1	0	0	0	0	0	1							
Clay Kirby, R (1,1) OBP: 0.286, SLG: 0.333										2	0	0	0	0	1	0							
Jim Dwyer, L (7,PH) OBP: 0.340, SLG: 0.304										1	0	0	0	0	0	1							
Dale Murray, R (7,1)										0	0	0	0	0	0	0							
Wayne Granger, R (7,1)										0	0	0	0	0	0	0							
Inning Stats	R: 0 E: 0 K: 2 S: 7	H: 0 LOB: 0 BB: 0 P: 7	R: 0 E: 0 K: 0 S: 4	H: 1 LOB: 2 BB: 1 P: 8	R: 0 E: 0 K: 1 S: 5	H: 0 LOB: 1 BB: 1 P: 9	R: 0 E: 0 K: 0 S: 4	H: 1 LOB: 1 BB: 0 P: 4	R: 0 E: 0 K: 0 S: 3	H: 0 LOB: 0 BB: 0 P: 3	R: 0 E: 0 K: 0 S: 3	H: 1 LOB: 1 BB: 0 P: 7	R: 0 E: 0 K: 0 S: 4	H: 1 LOB: 0 BB: 0 P: 4	R: 0 E: 0 K: 0 S: 3	H: 0 LOB: 0 BB: 0 P: 3		R: 1 E: 1 K: 0 S: 5	H: 2 LOB: 1 BB: 0 P: 5	1B: 3 2B: 2 3B: 0 HR: 0	SF: 0 SAC: 0 DP: 0 HBP: 0	WP: 0 PB: 0 SB: 0 CS: 0	PA: 35
PITCHER Jim Lonborg, R (1,1) ERA: 2.21	IP: 9.0 WLS: W BF: 35 H: 5 R: 1 ER: 0 SO: 3 BB: 3 IBB: 0 HBP: 0 BLK: 0 WP: 0 HR: 0 S: 38 P: 50 ERA: 0.00 WHIP: 0.889																						

Batter	1	2	3	4	5	6	7	8	9	AB	R	H	RBI	BB	SO	LOB	BOTTOM				
Dave Cash, R (1,4) OBP: 0.353, SLG: 0.375										1	1	0	0	3	0	0	Montreal Expos @ Philadelphia Phillies Veterans Stadium, Philadelphia, PA Sun May 30 1976, 3:33 AM EDT Att: 27,090 - Unknown livebaseballscorecards.com				
Larry Bowa, S (1,6) OBP: 0.354, SLG: 0.370										4	1	1	3	0	0	3					
Terry Harmon, R (8,6) OBP: 0.333, SLG: 0.200										0	0	0	0	0	0	0					
Mike Schmidt, R (1,5) OBP: 0.443, SLG: 0.702										3	2	1	0	1	0	0					
Greg Luzinski, R (1,7) OBP: 0.336, SLG: 0.467										4	0	2	1	0	1	1					
Jerry Martin, R (7,PR) OBP: 0.291, SLG: 0.238										0	1	0	0	0	0	0					
Jay Johnstone, L (1,9) OBP: 0.391, SLG: 0.540										3	0	2	3	0	0	1					
Gary Maddox, R (1,8) OBP: 0.370, SLG: 0.461										4	0	1	0	0	2	1					
Dick Allen, R (1,3) OBP: 0.449, SLG: 0.449										3	1	2	0	0	0	1					
Tom Hutton, L (8,3) OBP: 0.405, SLG: 0.241										1	0	0	0	0	0	1					
Bob Boone, R (1,2) OBP: 0.414, SLG: 0.468										3	1	0	0	1	0	2					
Jim Lonborg, R (1,1) OBP: 0.308, SLG: 0.261										1	0	0	0	0	0	0					
Inning Stats	R: 0 E: 0 K: 0 S: 3	H: 0 LOB: 0 BB: 0 P: 3	R: 0 E: 0 K: 1 S: 6	H: 1 LOB: 0 BB: 0 P: 6	R: 0 E: 0 K: 0 S: 3	H: 0 LOB: 1 BB: 1 P: 7	R: 1 E: 0 K: 2 S: 8	H: 1 LOB: 0 BB: 0 P: 8	R: 0 E: 0 K: 0 S: 4	H: 1 LOB: 2 BB: 1 P: 8	R: 0 E: 0 K: 0 S: 3	H: 1 LOB: 0 BB: 0 P: 3	R: 6 E: 0 K: 0 S: 6	H: 4 LOB: 2 BB: 3 P: 18	R: 0 E: 0 K: 0 S: 3	H: 1 LOB: 0 BB: 0 P: 3		1B: 4 2B: 4 3B: 1 HR: 0	SF: 1 SAC: 2 DP: 1 HBP: 0	WP: 1 PB: 0 SB: 0 CS: 1	PA: 36
PITCHER Clay Kirby, R (1,1) ERA: 6.0	IP: 6.0 WLS: L BF: 23 H: 4 R: 1 ER: 1 SO: 3 BB: 1 IBB: 0 HBP: 0 BLK: 0 WP: 0 HR: 0 S: 27 P: 35 ERA: 1.50 WHIP: 0.833																				
Dale Murray, R (7,1) ERA: 3.64	0.2 BF: 8 H: 3 R: 6 ER: 6 SO: 0 BB: 1 IBB: 2 HBP: 0 BLK: 0 WP: 0 HR: 0 S: 5 P: 17 ERA: 81.00 WHIP: 6.000																				
Wayne Granger, R (7,1) ERA: 3.75	1.1 BF: 4 H: 2 R: 0 ER: 0 SO: 0 BB: 0 IBB: 0 HBP: 0 BLK: 0 WP: 0 HR: 0 S: 4 P: 4 ERA: 0.00 WHIP: 1.500																				

Batter	1	2	3	4	5	6	7	8	9	AB R H RBI BB SO LOB	TOP									
Lou Brock, L OBP: 0.301, SLG: 0.323 (1, 7)										5 1 0 0 0 1 2	St. Louis Cardinals @ Montreal Expos Jarry Park, Montreal, QB Tue Jun 01 1976, 7:05 PM EDT Att: 12,323 - Unknown									
Don Kessinger, S OBP: 0.295, SLG: 0.301 (1, 6)									5 3 2 0 0 1 1											
Bake McBride, L OBP: 0.424, SLG: 0.458 (1, 8)									4 1 2 1 1 1 2											
Reggie Smith, S OBP: 0.277, SLG: 0.418 (3, PH)									1 0 1 0 0 0 0											
Ken Rudolph, R OBP: 0.273, SLG: 0.333 (3, 2)									3 0 1 2 0 1 2											
Ron Fairly, L OBP: 0.393, SLG: 0.393 (9, PH)									1 0 0 0 0 0 1											
Ted Simmons, S OBP: 0.345, SLG: 0.372 (1, 2)									4 1 2 3 1 0 2											
Mike Anderson, R OBP: 0.395, SLG: 0.388 (7, PH)									3 0 1 0 0 1 0											
Willie Crawford, L OBP: 0.383, SLG: 0.512 (7, 9)									2 0 0 0 0 1 3											
Hector Cruz, R OBP: 0.217, SLG: 0.323 (1, 5)									4 0 0 0 0 2 3											
Mike Tyson, R OBP: 0.250, SLG: 0.328 (1, 4)									2 0 0 0 2 0 0											
Pete Falcone, L OBP: 0.133, SLG: 0.071 (1, 1)									4 0 1 0 0 0 2											
Inning Stats	R: 1 E: 1 K: 1 S: 7	H: 2 LOB: 1 BB: 0 P: 7	R: 0 E: 0 K: 2 S: 8	H: 1 LOB: 2 BB: 1 P: 12	R: 2 E: 1 K: 2 S: 9	H: 1 LOB: 0 BB: 0 P: 9	R: 0 E: 0 K: 0 S: 3	H: 0 LOB: 0 BB: 0 P: 3	R: 0 E: 0 K: 1 S: 5	H: 1 LOB: 2 BB: 1 P: 8	R: 2 E: 0 K: 1 S: 8	H: 3 LOB: 2 BB: 1 P: 12	R: 0 E: 0 K: 0 S: 3	H: 0 LOB: 0 BB: 0 P: 3	R: 1 E: 0 K: 1 S: 7	H: 2 LOB: 1 BB: 0 P: 7	1B: 7 2B: 1 3B: 1 HR: 1	SF: 0 SAC: 0 DP: 0 HBP: 0	WP: 0 PB: 0 SB: 2 CS: 2	PA: 42
PITCHER	IP WLS BF H R ER SO BB IBB HBP BLK WP HR S P ERA WHIP											PITCHER	IP WLS BF H R ER SO BB IBB HBP BLK WP HR S P ERA WHIP							
Dan Warthen, L ERA: 3.86 (1, 1)	6.1 L 32 8 5 2 6 2 2 0 0 0 0 1 40 56 2.84 1.579																			
Wayne Granger, R ERA: 3.51 (7, 1)	1.2 5 0 0 0 1 0 0 0 0 0 0 0 7 7 0.00 0.000																			
Dale Murray, R ERA: 3.82 (9, 1)	1.0 5 2 1 1 1 0 0 0 0 0 0 0 7 7 9.00 2.000																			
Batter	1	2	3	4	5	6	7	8	9	AB R H RBI BB SO LOB	BOTTOM									
Pepe Manguat, R OBP: 0.407, SLG: 0.390 (1, 7)										4 0 0 0 0 1 1	St. Louis Cardinals @ Montreal Expos Jarry Park, Montreal, QB Tue Jun 01 1976, 7:05 PM EDT Att: 12,323 - Unknown									
Jerry White, S OBP: 0.325, SLG: 0.359 (1, 8)									4 0 0 0 0 1 1											
Andre Thornton, R OBP: 0.329, SLG: 0.347 (1, 3)									4 0 0 0 0 0 0											
Gary Carter, R OBP: 0.327, SLG: 0.317 (1, 9)									3 1 1 0 1 0 0											
Larry Parrish, R OBP: 0.281, SLG: 0.349 (1, 5)									4 0 0 0 0 1 2											
Pete Mackanin, R OBP: 0.265, SLG: 0.385 (1, 4)									3 1 2 0 0 0 0											
Barry Foote, R OBP: 0.282, SLG: 0.362 (1, 2)									3 0 0 0 0 1 3											
Pepe Frias, R OBP: 0.320, SLG: 0.348 (1, 6)									3 0 1 2 0 0 0											
Dan Warthen, S (1, 1)									2 0 0 0 0 0 1											
Wayne Granger, R (7, 1)									0 0 0 0 0 0 0											
Jose Morales, R OBP: 0.222, SLG: 0.278 (6, PH)									1 0 1 0 0 0 0											
Dale Murray, R (9, 1)									0 0 0 0 0 0 0											
Inning Stats	R: 0 E: 0 K: 1 S: 5	H: 2 LOB: 1 BB: 1 P: 13	R: 0 E: 0 K: 1 S: 5	H: 0 LOB: 0 BB: 0 P: 5	R: 0 E: 0 K: 0 S: 4	H: 2 LOB: 1 BB: 0 P: 4	R: 0 E: 0 K: 0 S: 3	H: 0 LOB: 0 BB: 0 P: 3	R: 0 E: 0 K: 0 S: 3	H: 0 LOB: 0 BB: 0 P: 3	R: 0 E: 0 K: 0 S: 4	H: 1 LOB: 1 BB: 0 P: 4	R: 0 E: 0 K: 0 S: 3	H: 0 LOB: 0 BB: 0 P: 3	1B: 4 2B: 1 3B: 0 HR: 0	SF: 0 SAC: 0 DP: 1 HBP: 0	WP: 0 PB: 0 SB: 0 CS: 0	PA: 32		
PITCHER	IP WLS BF H R ER SO BB IBB HBP BLK WP HR S P ERA WHIP											PITCHER	IP WLS BF H R ER SO BB IBB HBP BLK WP HR S P ERA WHIP							
Pete Falcone, L ERA: 3.14 (1, 1)	9.0 W 32 5 2 2 4 1 0 0 0 0 0 0 39 43 2.00 0.667																			

AB 38
R 6
H 10
RBI 6
BB 4
SO 8
LOB 18



AB 31
R 2
H 5
RBI 2
BB 1
SO 4
LOB 8



Batter	1	2	3	4	5	6	7	8	9	AB	R	H	RBI	BB	SO	LOB	TOP					
Rowland Office, L OBP: 0.351, SLG: 0.323	4-0 SH3-4 1B BB		0-0 6-3				0-0 BB 1B		0-0 F8	4	1	2	0	1	0	0	Atlanta Braves @ Montreal Expos Jarry Park, Montreal, QB Fri Jun 04 1976, 7:05 PM EDT Att: 11,085 - Unknown - 70 F					
Rod Gilbreath, R OBP: 0.474, SLG: 0.469	0-0 SH3-4		0-0 6-3			4-0 BB 1B	0-0 BB 1B		0-0	3	0	2	0	1	0	0						
Jimmy Wynn, R OBP: 0.399, SLG: 0.393	0-0 F3		4-0 1B WP BB			0-3 BB 1B	4-0 BB 1B		0-0 F7	3	1	0	0	2	1	4						
Ken Henderson, S OBP: 0.351, SLG: 0.420	0-0 2H 1B		0-0 WP 1B			0-0 1-2 BB	0-0 G6-2-3			4	0	2	1	0	0	5						
Earl Williams, R OBP: 0.312, SLG: 0.429	0-0 2-3		0-0 F9						0-0 F9	0	0	0	0	0	0	0						
Darrell Evans, L OBP: 0.325, SLG: 0.201		0-0 F7		0-0 4-3					0-0 F8	4	0	0	0	0	0	1						
Darrel Chaney, S OBP: 0.355, SLG: 0.308		0-0 F8		0-0 1-3					0-0 L8	3	0	0	0	1	0	0						
Jerry Royster, R OBP: 0.304, SLG: 0.284		1-0 HBP		0-0 1B					0-0 F9	2	0	1	0	1	0	0						
Andy Messersmith, R OBP: 0.107, SLG: 0.074		0-0 F9		0-0 5-3					0-0 4-3	4	0	0	0	0	0	5						
Inning Stats	R: 1 E: 0 K: 0 S: 4	H: 1 LOB: 1 BB: 1 P: 8	R: 0 E: 0 K: 0 S: 3	H: 0 LOB: 1 BB: 0 P: 4	R: 1 E: 0 K: 0 S: 4	H: 1 LOB: 1 BB: 1 P: 8	R: 0 E: 0 K: 0 S: 4	H: 1 LOB: 1 BB: 0 P: 4	R: 0 E: 0 K: 1 S: 5	H: 1 LOB: 1 BB: 1 P: 9	R: 0 E: 0 K: 0 S: 3	H: 2 LOB: 2 BB: 1 P: 8	R: 0 E: 0 K: 0 S: 3	H: 0 LOB: 0 BB: 0 P: 3	R: 0 E: 0 K: 0 S: 4	H: 1 LOB: 1 BB: 0 P: 4	1B: 7 2B: 1 3B: 0 HR: 0	SF: 0 SAC: 1 DP: 3 HBP: 1	WP: 1 PB: 0 CS: 0	PA: 39		
PITCHER	IP WLS BF H R ER SO BB IBB HBP BLK WP HR S P ERA WHIP	6.0 L 27 5 2 2 1 4 1 1 0 1 0 23 44 3.00 1.500	3.0 12 3 0 0 0 1 0 0 0 0 0 0 11 15 0.00 1.333																			

Batter	1	2	3	4	5	6	7	8	9	AB	R	H	RBI	BB	SO	LOB	BOTTOM				
Pepe Manguat, R OBP: 0.417, SLG: 0.398	0-3 K		0-0 6-3				0-0 5-3		0-0	4	0	1	0	0	1	0	Atlanta Braves @ Montreal Expos Jarry Park, Montreal, QB Fri Jun 04 1976, 7:05 PM EDT Att: 11,085 - Unknown - 70 F				
Jim Dwyer, L OBP: 0.328, SLG: 0.296	0-0 E1 BB		0-0 F8				0-0 1-3		0-3 1B	4	0	0	0	0	1	1					
Mike Jorgensen, L OBP: 0.326, SLG: 0.368	4-0 1-2 BB								0-3 K	3	0	0	0	1	1	1					
Gary Carter, R OBP: 0.318, SLG: 0.329	0-0 P6								0-0 K	3	0	0	0	0	0	2					
Larry Parrish, R OBP: 0.287, SLG: 0.344	0-3 K								0-3 K	3	0	0	0	0	2	2					
Tim Foli, R OBP: 0.276, SLG: 0.428		0-0 F5							0-0 P5	3	0	0	0	0	0	0					
Barry Foote, R OBP: 0.282, SLG: 0.387		0-0 5-3							0-3 K	3	0	0	0	0	1	0					
Jim Cox, R OBP: 0.429, SLG: 0.429		0-0 F7							0-0 P4	3	0	0	0	0	0	0					
Don Carrithers, R OBP: 0.429, SLG: 0.333			0-3 K						0-0 6-3	1	0	0	0	0	1	0					
Jim Lytle, L OBP: 0.429, SLG: 0.333										1	0	0	0	0	0	0					
Dale Murray, R OBP: 0.250, SLG: 0.300										0	0	0	0	0	0	0					
Jose Morales, R OBP: 0.250, SLG: 0.300										1	0	0	0	0	0	0					
Inning Stats	R: 0 E: 1 K: 2 S: 8	H: 0 LOB: 2 BB: 1 P: 12	R: 0 E: 0 K: 0 S: 3	H: 0 LOB: 0 BB: 0 P: 3	R: 0 E: 0 K: 1 S: 5	H: 0 LOB: 0 BB: 0 P: 5	R: 0 E: 0 K: 0 S: 3	H: 0 LOB: 0 BB: 0 P: 3	R: 0 E: 0 K: 0 S: 3	H: 0 LOB: 0 BB: 0 P: 3	R: 0 E: 0 K: 1 S: 5	H: 0 LOB: 0 BB: 0 P: 5	R: 0 E: 0 K: 1 S: 5	H: 0 LOB: 0 BB: 0 P: 5	R: 0 E: 0 K: 2 S: 8	H: 1 LOB: 1 BB: 0 P: 8	1B: 1 2B: 0 3B: 0 HR: 0	SF: 0 SAC: 0 DP: 0 HBP: 0	WP: 0 PB: 0 CS: 0	PA: 30	
PITCHER	IP WLS BF H R ER SO BB IBB HBP BLK WP HR S P ERA WHIP	9.0 W 30 1 0 0 7 1 0 0 0 0 0 43 47 0.00 0.222																			



Batter	1	2	3	4	5	6	7	8	9	AB	R	H	RBI	BB	SO	LOB	TOP								
Jerry White, S OBP: 0.318, SLG: 0.348 (1, 8)	2-3 K		0-1 6-3	1-1 E4		1-2 P5		0-0 6-3		5	0	0	0	0	1	1									
Gary Roenicke, R (1, 7)	2-1 6-3		3-2 5-3	1-3 K2-3		0-0 F7		1-0 5-3		5	0	0	0	0	1	2									
Andre Thornton, R OBP: 0.329, SLG: 0.364 (4, 3)	2-0 6-3			0-0 1B 2B	1-2 BLK 4-3 2B		2-2 E5 1B SH1-3 1B		3-3 K	5	3	2	0	0	1	0									
Jose Morales, R OBP: 0.262, SLG: 0.500 Jim Lyttle, L OBP: 0.364, SLG: 0.400 (1, 3) (4, 9)		1-1 1B E 1B		0-0 2B SF8 1B	2-2 4-3		0-0 SH1-3		2-3 K	2	2	2	0	0	0	0									
Larry Parrish, R OBP: 0.297, SLG: 0.354 (1, 5)	1-0 E7 4-3 1B		1-2 SF8 FC1 2B	1-2 4-3		2-2 4-3		0-1 1B E 1B		5	3	3	2	0	0	0									
Tim Foli, R OBP: 0.285, SLG: 0.436 (1, 6)	1-2 4-3		1-0 SF8	1-0 1B		0-2 1B		0-0 E4 FC6-4 1B		3	0	2	3	0	0	0									
Pete Mackanin, R Pepe Frias, R OBP: 0.296, SLG: 0.320 (1, 4) (7, 4)	1-2 5-3		3-2 FC1 1B	1-2 1B		0-0 1B		1-2 F9		4	1	1	1	0	0	1									
Barry Foote, R OBP: 0.276, SLG: 0.368 (1, 2)	0-0 F8		0-0 E SH1-4 1B	2-3 K		1-0 FC6-4		1-0 FC6-4		4	0	1	1	0	1	3									
Woodie Fryman, R Dale Murray, R OBP: 0.080, SLG: 0.080 (9, 1)			0-1 6-3	0-0 SH1-4		1-3 K		0-3 K		3	0	0	0	0	2	0									
Inning Stats	R: 0 E: 0 K: 1 S: 7	H: 0 LOB: 0 BB: 0 P: 13	R: 2 E: 1 K: 0 S: 10	H: 2 LOB: 0 BB: 0 P: 14	R: 0 E: 0 K: 0 S: 7	H: 0 LOB: 0 BB: 0 P: 10	R: 4 E: 2 K: 1 S: 19	H: 4 LOB: 2 BB: 0 P: 26	R: 1 E: 0 K: 1 S: 17	H: 3 LOB: 2 BB: 0 P: 24	R: 0 E: 0 K: 1 S: 7	H: 0 LOB: 0 BB: 0 P: 9	R: 2 E: 2 K: 0 S: 11	H: 2 LOB: 1 BB: 0 P: 15	R: 0 E: 0 K: 1 S: 5	H: 0 LOB: 0 BB: 0 P: 6	R: 0 E: 0 K: 2 S: 7	H: 0 LOB: 0 BB: 0 P: 12	1B: 9 2B: 2 3B: 0 HR: 0	SF: 1 SAC: 2 DP: 0 HBP: 0	WP: 0 PB: 0 SB: 0 CS: 0	PA: 41			
PITCHER	IP WLS BF H R ER SO BB IBB HBP BLK WP HR S P ERA WHIP	IP WLS BF H R ER SO BB IBB HBP BLK WP HR S P ERA WHIP	IP WLS BF H R ER SO BB IBB HBP BLK WP HR S P ERA WHIP	IP WLS BF H R ER SO BB IBB HBP BLK WP HR S P ERA WHIP	IP WLS BF H R ER SO BB IBB HBP BLK WP HR S P ERA WHIP	IP WLS BF H R ER SO BB IBB HBP BLK WP HR S P ERA WHIP	IP WLS BF H R ER SO BB IBB HBP BLK WP HR S P ERA WHIP	IP WLS BF H R ER SO BB IBB HBP BLK WP HR S P ERA WHIP	IP WLS BF H R ER SO BB IBB HBP BLK WP HR S P ERA WHIP	IP WLS BF H R ER SO BB IBB HBP BLK WP HR S P ERA WHIP	IP WLS BF H R ER SO BB IBB HBP BLK WP HR S P ERA WHIP	IP WLS BF H R ER SO BB IBB HBP BLK WP HR S P ERA WHIP	IP WLS BF H R ER SO BB IBB HBP BLK WP HR S P ERA WHIP	IP WLS BF H R ER SO BB IBB HBP BLK WP HR S P ERA WHIP	IP WLS BF H R ER SO BB IBB HBP BLK WP HR S P ERA WHIP	IP WLS BF H R ER SO BB IBB HBP BLK WP HR S P ERA WHIP	IP WLS BF H R ER SO BB IBB HBP BLK WP HR S P ERA WHIP	IP WLS BF H R ER SO BB IBB HBP BLK WP HR S P ERA WHIP	IP WLS BF H R ER SO BB IBB HBP BLK WP HR S P ERA WHIP	IP WLS BF H R ER SO BB IBB HBP BLK WP HR S P ERA WHIP	IP WLS BF H R ER SO BB IBB HBP BLK WP HR S P ERA WHIP	IP WLS BF H R ER SO BB IBB HBP BLK WP HR S P ERA WHIP	IP WLS BF H R ER SO BB IBB HBP BLK WP HR S P ERA WHIP	IP WLS BF H R ER SO BB IBB HBP BLK WP HR S P ERA WHIP	IP WLS BF H R ER SO BB IBB HBP BLK WP HR S P ERA WHIP

Montreal Expos @ San Francisco Giants
Candlestick Park, San Francisco, CA
Tue Jun 08 1976, 10:05 PM EDT
Att: 2,424 - Unknown

AB	38
R	9
H	11
RBI	7
BB	0
SO	7
LOB	8



Batter	1	2	3	4	5	6	7	8	9	AB	R	H	RBI	BB	SO	LOB	BOTTOM								
Larry Herndon, R OBP: 0.402, SLG: 0.450 (1, 8)	3-2 S 1B	3-2 P3		2-2 G6-4-3		2-1 6-3			2-2 BB 1B	5	1	2	0	0	0	4									
Derrel Thomas, S OBP: 0.312, SLG: 0.300 (1, 4)	4-2 1B		0-1 2B	1-0 6-3		1-1 F7			4-2 1B 1B BB	3	2	1	0	2	0	1									
Gary Matthews, R OBP: 0.329, SLG: 0.389 (1, 7)	3-2 F9		3-2 F7		2-2 5-3		0-0 G3 2B		1-0 1B 1B	5	0	2	1	0	0	3									
Bobby Murcer, L OBP: 0.369, SLG: 0.374 (1, 9)	2-3 K		3-1 2B		2-2 1B BLK 1B		1-2 G3		0-0 G5-4-3 1B	5	0	3	2	0	1	3									
Chris Speier, R OBP: 0.342, SLG: 0.338 (1, 6)	2-1 F7		0-1 F7		0-0 P3		3-2 F8		1-3 G5-4-3 1B	5	0	0	0	0	0	7									
Willie Montanez, L OBP: 0.356, SLG: 0.425 (1, 3)		2-1 P6	1-0 5-3		1-0 1B			0-0 P4		4	0	1	0	0	0	1									
Ken Reitz, R OBP: 0.317, SLG: 0.363 (1, 5)		2-2 5-3		0-0 1B BB G6-4-3 1B		0-0 F7			0-0 5-3	4	1	1	0	0	0	2									
Marc Hill, R OBP: 0.231, SLG: 0.339 (1, 2)		1-0 E 1B		4-0 G6-4-3 1B BB		0-0 F8			3-1 6-3	3	0	1	0	1	0	0									
Rob Dressler, R Charlie Williams, R Chris Arnold, R Dave Heaverlo, R Steve Ontiveros, S Mike Caldwell, L Gary Thomasson, L OBP: 0.222, SLG: 0.222 OBP: 0.263, SLG: 0.257 OBP: 0.167, SLG: 0.167 OBP: 0.167, SLG: 0.167 OBP: 0.225 OBP: 0.167, SLG: 0.167 OBP: 0.225 OBP: 0.225 (1, 1) (4, 1) (4, PH) (5, 1) (5, PH) (7, 1) (7, 1) (9, PH)		1-0 E3		3-1 G6-4-3 1B		3-2 L9			2-3 K	1	0	0	0	0	0	1									
Inning Stats	R: 0 E: 0 K: 1 S: 17	H: 1 LOB: 2 BB: 1 P: 31	R: 0 E: 1 K: 0 S: 11	H: 1 LOB: 2 BB: 0 P: 20	R: 1 E: 0 K: 0 S: 10	H: 2 LOB: 1 BB: 0 P: 17	R: 1 E: 0 K: 0 S: 7	H: 2 LOB: 1 BB: 1 P: 17	R: 0 E: 0 K: 0 S: 9	H: 2 LOB: 2 BB: 0 P: 14	R: 0 E: 0 K: 0 S: 6	H: 0 LOB: 0 BB: 0 P: 11	R: 0 E: 0 K: 0 S: 14	H: 1 LOB: 1 BB: 0 P: 19	R: 0 E: 0 K: 0 S: 4	H: 0 LOB: 0 BB: 0 P: 7	R: 2 E: 0 K: 1 S: 12	H: 3 LOB: 1 BB: 1 P: 23	1B: 10 2B: 2 3B: 0 HR: 0	SF: 0 SAC: 0 DP: 2 HBP: 0	WP: 0 PB: 0 SB: 1 CS: 0	PA: 41			
PITCHER	IP WLS BF H R ER SO BB IBB HBP BLK WP HR S P ERA WHIP	IP WLS BF H R ER SO BB IBB HBP BLK WP HR S P ERA WHIP	IP WLS BF H R ER SO BB IBB HBP BLK WP HR S P ERA WHIP	IP WLS BF H R ER SO BB IBB HBP BLK WP HR S P ERA WHIP	IP WLS BF H R ER SO BB IBB HBP BLK WP HR S P ERA WHIP	IP WLS BF H R ER SO BB IBB HBP BLK WP HR S P ERA WHIP	IP WLS BF H R ER SO BB IBB HBP BLK WP HR S P ERA WHIP	IP WLS BF H R ER SO BB IBB HBP BLK WP HR S P ERA WHIP	IP WLS BF H R ER SO BB IBB HBP BLK WP HR S P ERA WHIP	IP WLS BF H R ER SO BB IBB HBP BLK WP HR S P ERA WHIP	IP WLS BF H R ER SO BB IBB HBP BLK WP HR S P ERA WHIP	IP WLS BF H R ER SO BB IBB HBP BLK WP HR S P ERA WHIP	IP WLS BF H R ER SO BB IBB HBP BLK WP HR S P ERA WHIP	IP WLS BF H R ER SO BB IBB HBP BLK WP HR S P ERA WHIP	IP WLS BF H R ER SO BB IBB HBP BLK WP HR S P ERA WHIP	IP WLS BF H R ER SO BB IBB HBP BLK WP HR S P ERA WHIP	IP WLS BF H R ER SO BB IBB HBP BLK WP HR S P ERA WHIP	IP WLS BF H R ER SO BB IBB HBP BLK WP HR S P ERA WHIP	IP WLS BF H R ER SO BB IBB HBP BLK WP HR S P ERA WHIP	IP WLS BF H R ER SO BB IBB HBP BLK WP HR S P ERA WHIP	IP WLS BF H R ER SO BB IBB HBP BLK WP HR S P ERA WHIP	IP WLS BF H R ER SO BB IBB HBP BLK WP HR S P ERA WHIP	IP WLS BF H R ER SO BB IBB HBP BLK WP HR S P ERA WHIP	IP WLS BF H R ER SO BB IBB HBP BLK WP HR S P ERA WHIP	IP WLS BF H R ER SO BB IBB HBP BLK WP HR S P ERA WHIP

Montreal Expos @ San Francisco Giants
Candlestick Park, San Francisco, CA
Tue Jun 08 1976, 10:05 PM EDT
Att: 2,424 - Unknown

AB	38
R	4
H	12
RBI	3
BB	3
SO	2
LOB	22



Batter	1	2	3	4	5	6	7	8	9	AB	R	H	RBI	BB	SO	LOB	TOP					
Jerry White, S OBP: 0.310, SLG: 0.343	P6	E1		K2-3					P6	5	1	1	0	0	1	1	Montreal Expos @ Los Angeles Dodgers Dodger Stadium, Los Angeles, CA Fri Jun 11 1976, 7:05 PM PDT Att: 17,278 - Unknown					
Gary Roenicke, R OBP: 0.235, SLG: 0.267	6-3				F7		SF9			3	0	1	1	1	0	0						
Tim Foli, R OBP: 0.287, SLG: 0.432					F7				P5	5	2	2	0	0	1	3						
Jose Morales, R OBP: 0.351, SLG: 0.459					K				5-3	5	0	2	1	0	1	1						
Jim Lyttle, L OBP: 0.375, SLG: 0.400					4-3					4	0	2	2	0	0	0						
Larry Parrish, R OBP: 0.284, SLG: 0.331					P5					3	0	0	0	1	0	2						
Barry Foote, R OBP: 0.284, SLG: 0.381										3	0	1	0	1	1	3						
Jim Cox, R OBP: 0.167, SLG: 0.167					F7		4-3		F9	4	0	0	0	0	0	2						
Clay Kirby, R OBP: 0.220, SLG: 0.250					F8					1	0	0	0	0	1	0						
Steve Dunning, R OBP: 0.200, SLG: 0.200					F8				G6-3	1	0	0	0	0	0	0						
Jim Dwyer, L OBP: 0.200, SLG: 0.200										0	0	0	0	0	0	0						
Pepe Frisno, R OBP: 0.200, SLG: 0.200										0	0	0	0	0	0	0						
Wayne Granger, R OBP: 0.200, SLG: 0.200										0	0	0	0	0	0	0						
Mike Jorgensen, L OBP: 0.200, SLG: 0.200										1	0	0	0	0	0	1						
Fred Scherman, L OBP: 0.200, SLG: 0.200										0	0	0	0	0	0	0						
Inning Stats	R: 1 E: 0 K: 0 S: 6	H: 3 LOB: 3 BB: 1 P: 10	R: 0 E: 1 K: 2 S: 8	H: 0 LOB: 2 BB: 1 P: 12	R: 0 E: 0 K: 0 S: 3	H: 0 LOB: 0 BB: 0 P: 3	R: 0 E: 0 K: 1 S: 6	H: 1 LOB: 1 BB: 0 P: 6	R: 0 E: 0 K: 1 S: 5	H: 0 LOB: 0 BB: 0 P: 5	R: 0 E: 0 K: 1 S: 5	H: 0 LOB: 0 BB: 0 P: 5	R: 3 E: 0 K: 0 S: 8	H: 5 LOB: 2 BB: 0 P: 8	R: 0 E: 0 K: 0 S: 2	H: 0 LOB: 0 BB: 1 P: 6	R: 0 E: 0 K: 0 S: 4	H: 1 LOB: 1 BB: 0 P: 4	1B: 8 2B: 2 3B: 0 HR: 0	SF: 1 SAC: 0 DP: 1 HBP: 0	WP: 0 PB: 0 SB: 1 CS: 0	PA: 40
PITCHER	IP WLS BF H R ER SO BB IBB HBP BLK WP HR S P ERA WHIP																					
Don Sutton, R ERA: 4.65	(1, 1) 6.2 W 32 9 4 4 5 2 0 0 0 0 0 0 40 48 5.40 1.650																					
Charlie Hough, R ERA: 2.22	(7, 1) 2.1 S 8 1 0 0 0 1 0 0 0 0 0 0 7 11 0.00 0.857																					



Batter	1	2	3	4	5	6	7	8	9	AB	R	H	RBI	BB	SO	LOB	BOTTOM			
Davey Lopes, R OBP: 0.320, SLG: 0.331	E5	K		K						4	1	1	0	0	2	3	Montreal Expos @ Los Angeles Dodgers Dodger Stadium, Los Angeles, CA Fri Jun 11 1976, 7:05 PM PDT Att: 17,278 - Unknown			
Bill Buckner, L OBP: 0.317, SLG: 0.407	4-3								F8	3	2	1	1	1	0	2				
Steve Garvey, R OBP: 0.354, SLG: 0.442									4-3	4	1	3	3	0	0	0				
Ron Cey, R OBP: 0.421, SLG: 0.542										3	0	1	2	1	0	2				
Joe Ferguson, R OBP: 0.307, SLG: 0.349										4	0	0	0	0	2	3				
Dusty Baker Jr., R OBP: 0.328, SLG: 0.322										4	1	0	0	0	0	2				
Steve Yeager, R OBP: 0.310, SLG: 0.418										3	1	0	0	0	2	1				
Bill Russell, R OBP: 0.333, SLG: 0.422										3	1	0	0	1	0	0				
Don Sutton, R OBP: 0.152, SLG: 0.100										3	0	0	0	0	0	3				
Charlie Hough, R OBP: 0.300, SLG: 0.400										1	0	0	0	0	0	0				
Inning Stats	R: 1 E: 1 K: 0 S: 5	H: 1 LOB: 1 BB: 0 P: 5	R: 4 E: 1 K: 1 S: 7	H: 1 LOB: 2 BB: 2 P: 16	R: 0 E: 0 K: 2 S: 7	H: 0 LOB: 0 BB: 0 P: 7	R: 0 E: 0 K: 1 S: 5	H: 0 LOB: 0 BB: 0 P: 5	R: 2 E: 0 K: 1 S: 8	H: 3 LOB: 1 BB: 0 P: 8	R: 0 E: 0 K: 0 S: 4	H: 1 LOB: 1 BB: 0 P: 4	R: 0 E: 0 K: 1 S: 5	H: 0 LOB: 1 BB: 1 P: 9	R: 0 E: 0 K: 0 S: 3	H: 0 LOB: 0 BB: 0 P: 3	1B: 3 2B: 2 3B: 1 HR: 0	SF: 0 SAC: 0 DP: 0 HBP: 1	WP: 1 PB: 0 SB: 2 CS: 0	PA: 36
PITCHER	IP WLS BF H R ER SO BB IBB HBP BLK WP HR S P ERA WHIP																			
Clay Kirby, R ERA: 5.19	(1, 1) 1.2 L 12 4 2 2 4 0 0 0 0 0 0 0 25 25 4.15 0.923																			
Steve Dunning, R ERA: 5.65	(2, 1) 4.1 17 4 2 2 4 0 0 0 0 0 0 5 9 0.00 1.000																			
Wayne Granger, R ERA: 3.54	(7, 1) 1.0 4 0 0 0 1 1 0 0 0 0 0 0 3 3 0.00 0.000																			
Fred Scherman, L ERA: 4.8	(8, 1) 1.0 3 0 0 0 0 0 0 0 0 0 0 0 3 3 0.00 0.000																			



Batter	1	2	3	4	5	6	7	8	9	AB	R	H	RBI	BB	SO	LOB	TOP			
Pepe Mangual, R (1, 8) OBP: 0.407, SLG: 0.383	0-3 K		0-0 F8			0-0 F9	4-0 1B BB			3	0	0	0	1	1	2				
Mike Jorgensen, L (1, 7) Wayne Granger, R (7, 1) Fred Scherman, L (7, 1) OBP: 0.250, SLG: 0.250	0-3 K		0-3 K			0-0 P4	0-0 1B			4	0	1	0	0	2	2				
Tim Foli, R (1, 6) OBP: 0.286, SLG: 0.428	0-0 6-3				0-0 P4	0-0 FC5-4 1B	0-0 F6			4	0	1	0	0	0	2				
Jose Morales, R (1, 3) OBP: 0.317, SLG: 0.415		0-0 L4			0-0 F9	0-0 FC5-4 1-2	0-0 F9			4	0	0	0	0	0	1				
Gary Roenicke, R (1, 9) OBP: 0.238, SLG: 0.263		0-0 F8			0-0 1B		0-3 K	0-0 1-3		4	0	1	0	0	1	0				
Pete Mackanin, R (1, 5) OBP: 0.251, SLG: 0.354		0-0 F2			0-0 P3		0-0 P4	0-0 F8		4	0	0	0	0	0	1				
Barry Foote, R (1, 2) OBP: 0.292, SLG: 0.390			4-0 BB		0-0 P4		0-0 HR 2B	0-0 5-3		3	1	1	0	1	0	0				
Jim Cox, R (1, 4) Jim Dwyer, L (7, PH) Larry Parrish, R (7, PH) OBP: 0.282, SLG: 0.330			4-0 BB		0-0 6-3		4-0 HR BB	0-3 K		1	0	0	0	1	0	0				
Dan Warthen, S (1, 1) Jim Lyttle, L (7, PH)			0-0 P3		0-0 4-3		0-0 HR	0-0 3-1		2	0	0	0	0	0	2				
Inning Stats	R: 0 E: 0 K: 2 S: 7	H: 0 LOB: 0 BB: 0 P: 7	R: 0 E: 0 K: 0 S: 3	H: 0 LOB: 0 BB: 0 P: 3	R: 0 E: 0 K: 1 S: 5	H: 0 LOB: 2 BB: 2 P: 13	R: 0 E: 0 K: 0 S: 4	H: 1 LOB: 1 BB: 0 P: 4	R: 0 E: 0 K: 0 S: 3	H: 0 LOB: 0 BB: 0 P: 3	R: 0 E: 0 K: 0 S: 3	H: 0 LOB: 0 BB: 0 P: 3	R: 0 E: 0 K: 1 S: 5	H: 0 LOB: 0 BB: 0 P: 5	R: 0 E: 0 K: 1 S: 5	H: 0 LOB: 0 BB: 0 P: 5	1B: 3 2B: 1 3B: 0 HR: 1	SF: 0 SAC: 0 DP: 0 HBP: 0	WP: 0 PB: 0 SB: 0 CS: 0	PA: 36
PITCHER Rick Rhoden, R (1, 1) ERA: 3.44	IP: 9.0 WLS: W BF: 36 H: 5 R: 3 ER: 3 SO: 5 BB: 4 IBB: 0 HBP: 0 BLK: 0 WP: 0 HR: 1 S: 42 P: 58 ERA: 3.00 WHIP: 1.000											PITCHER	IP: 9.0 WLS: W BF: 36 H: 5 R: 3 ER: 3 SO: 5 BB: 4 IBB: 0 HBP: 0 BLK: 0 WP: 0 HR: 1 S: 42 P: 58 ERA: 3.00 WHIP: 1.000							

Montreal Expos @ Los Angeles Dodgers
Dodger Stadium, Los Angeles, CA
Sat Jun 12 1976, 7:05 PM PDT
Att: 22,794 - Unknown

AB	32
R	3
H	5
RBI	3
BB	4
SO	5
LOB	10



Batter	1	2	3	4	5	6	7	8	9	AB	R	H	RBI	BB	SO	LOB	BOTTOM			
Davey Lopes, R (1, 4) OBP: 0.318, SLG: 0.324	0-0 5-3		0-0 F8		0-0 5-3		4-0 BB			3	0	0	0	1	0	0				
Bill Buckner, L (1, 7) OBP: 0.324, SLG: 0.422	4-0 HR BB		0-0 HR		0-0 CS 1B		0-0 3-1			3	2	2	1	1	0	2				
Steve Garvey, R (1, 3) OBP: 0.356, SLG: 0.455	0-0 1-H HR		0-0 F8		0-0 F7		0-0 SH3-4 1B			4	1	2	2	0	0	1				
Ron Cey, R (1, 5) OBP: 0.416, SLG: 0.534	0-0 F2		0-3 K		0-0 F9		0-0 SH3-4			3	0	0	0	0	1	0				
Joe Ferguson, R (1, 9) Joe Simpson, L (9, 9) OBP: 0.091, SLG: 0.091	4-0 FC6-4 BB		0-0 FC5-4 1B		0-3 K		0-3 K			3	0	1	0	1	2	1				
Dusty Baker Jr., R (1, 8) OBP: 0.322, SLG: 0.317	0-0 FC6-4 1-2		0-0 FC5-4 1-2		0-0 F7		0-0 F7			4	0	0	0	0	0	3				
Steve Yeager, R (1, 2) OBP: 0.311, SLG: 0.422		0-0 5-3		0-3 K		0-0 2B				3	0	1	0	0	1	1				
Bill Russell, R (1, 6) OBP: 0.328, SLG: 0.415		0-0 6-3		0-0 6-3		0-0 F8				3	0	0	0	0	2					
Rick Rhoden, R (1, 1) OBP: 0.321, SLG: 0.464		0-0 F7			0-0 HR		0-0 F8			3	1	1	1	0	0	1				
Inning Stats	R: 2 E: 0 K: 0 S: 4	H: 1 LOB: 1 BB: 2 P: 12	R: 0 E: 0 K: 0 S: 3	H: 0 LOB: 0 BB: 0 P: 3	R: 1 E: 0 K: 1 S: 6	H: 1 LOB: 0 BB: 0 P: 6	R: 0 E: 1 K: 1 S: 6	H: 1 LOB: 1 BB: 0 P: 6	R: 1 E: 0 K: 0 S: 4	H: 2 LOB: 0 BB: 0 P: 4	R: 0 E: 0 K: 1 S: 5	H: 0 LOB: 0 BB: 0 P: 5	R: 0 E: 0 K: 0 S: 4	H: 1 LOB: 2 BB: 1 P: 8	R: 0 E: 0 K: 1 S: 6	H: 1 LOB: 1 BB: 0 P: 6	1B: 3 2B: 1 3B: 0 HR: 3	SF: 0 SAC: 1 DP: 0 HBP: 0	WP: 0 PB: 0 SB: 0 CS: 1	PA: 33
PITCHER Dan Warthen, L (1, 1) Wayne Granger, R (7, 1) Fred Scherman, L (7, 1) ERA: 4.6	IP: 6.0 WLS: L BF: 24 H: 5 R: 4 ER: 4 SO: 4 BB: 2 IBB: 0 HBP: 0 BLK: 0 WP: 0 HR: 3 S: 28 P: 36 ERA: 6.00 WHIP: 1.167											PITCHER	IP: 6.0 WLS: L BF: 24 H: 5 R: 4 ER: 4 SO: 4 BB: 2 IBB: 0 HBP: 0 BLK: 0 WP: 0 HR: 3 S: 28 P: 36 ERA: 6.00 WHIP: 1.167							

Montreal Expos @ Los Angeles Dodgers
Dodger Stadium, Los Angeles, CA
Sat Jun 12 1976, 7:05 PM PDT
Att: 22,794 - Unknown

AB	29
R	4
H	7
RBI	4
BB	3
SO	4
LOB	11



Batter	1	2	3	4	5	6	7	8	9	AB	R	H	RBI	BB	SO	LOB	TOP			
Pepe Mangual, R (1, 8) OBP: 0.407, SLG: 0.383										5	1	2	0	0	1	2	Montreal Expos @ Los Angeles Dodgers Dodger Stadium, Los Angeles, CA Sun Jun 13 1976, 3:33 AM PDT Att: 36,497 - Unknown			
Bombo Rivera, R (1, 7) OBP: 0.342, SLG: 0.343										4	1	2	0	0	0	1				
Tim Foli, R (1, 6) OBP: 0.285, SLG: 0.424										4	0	1	0	0	0	1				
Jose Morales, R (1, 3) OBP: 0.289, SLG: 0.386										3	0	0	1	0	1	1				
Gary Roenicke, R (1, 9) OBP: 0.280, SLG: 0.273										3	1	1	0	1	0	0				
Pete Mackanin, R (1, 4) OBP: 0.251, SLG: 0.352										4	0	1	1	0	0	2				
Barry Foote, R (1, 2) OBP: 0.300, SLG: 0.388										3	0	1	0	1	0	2				
Larry Parrish, R (1, 5) OBP: 0.276, SLG: 0.322										4	0	0	0	0	1	6				
Woodie Fryman, R (1, 1) OBP: 0.074, SLG: 0.074										2	0	0	0	0	0	2				
Steve Dunning, R (6, 1)										0	0	0	0	0	0	0				
Jim Cox, R (7, PH) OBP: 0.190, SLG: 0.150										1	0	0	0	0	0	1				
Dale Murray, R (7, 1)										0	0	0	0	0	0	0				
Jerry White, S (9, PH)										1	0	1	1	0	0	0				
Inning Stats	R: 2 E: 0 K: 0 S: 7	H: 4 LOB: 3 BB: 1 P: 11	R: 0 E: 0 K: 2 S: 7	H: 0 LOB: 0 BB: 0 P: 7	R: 0 E: 0 K: 0 S: 3	H: 0 LOB: 0 BB: 0 P: 3	R: 0 E: 0 K: 0 S: 3	H: 0 LOB: 0 BB: 0 P: 3	R: 0 E: 0 K: 1 S: 5	H: 1 LOB: 0 BB: 0 P: 5	R: 0 E: 0 K: 0 S: 3	H: 0 LOB: 1 BB: 1 P: 9	R: 0 E: 0 K: 1 S: 6	H: 1 LOB: 1 BB: 0 P: 6	R: 1 E: 0 K: 0 S: 6	H: 3 LOB: 2 BB: 0 P: 6	1B: 9 2B: 0 3B: 0 HR: 0	SF: 1 SAC: 0 DP: 1 HBP: 0	WP: 0 PB: 0 SB: 0 CS: 0	PA: 37
PITCHER	IP WLS BF H R ER SO BB IBB HBP BLK WP HR S P ERA WHIP																			
Tommy John, L (1, 1) ERA: 3.39	9.0 W 37 9 3 3 5 2 0 0 0 0 0 45 53 3.00 1.222																			

Batter	1	2	3	4	5	6	7	8	9	AB	R	H	RBI	BB	SO	LOB	BOTTOM			
Davey Lopes, R (1, 4) OBP: 0.316, SLG: 0.317										3	0	0	0	1	0	0	Montreal Expos @ Los Angeles Dodgers Dodger Stadium, Los Angeles, CA Sun Jun 13 1976, 3:33 AM PDT Att: 36,497 - Unknown			
Bill Buckner, L (1, 7) OBP: 0.327, SLG: 0.423										4	1	2	0	0	0	3				
Steve Garvey, R (1, 3) OBP: 0.355, SLG: 0.452										4	0	1	0	0	1	1				
Ron Cey, R (1, 5) OBP: 0.421, SLG: 0.550										3	2	2	2	1	0	2				
Joe Ferguson, R (1, 9) OBP: 0.319, SLG: 0.359										3	2	2	0	1	0	0				
Dusty Baker Jr., R (1, 8) OBP: 0.321, SLG: 0.315										4	1	1	2	0	0	3				
Steve Yeager, R (1, 2) OBP: 0.304, SLG: 0.412										4	0	0	0	0	2	2				
Bill Russell, R (1, 6) OBP: 0.326, SLG: 0.410										2	0	0	1	1	0	0				
Tommy John, R (1, 1) OBP: 0.160, SLG: 0.167										4	0	1	1	0	1	0				
Inning Stats	R: 0 E: 0 K: 0 S: 3	H: 0 LOB: 0 BB: 0 P: 3	R: 3 E: 0 K: 1 S: 7	H: 2 LOB: 1 BB: 1 P: 11	R: 2 E: 0 K: 1 S: 7	H: 2 LOB: 0 BB: 0 P: 7	R: 0 E: 0 K: 1 S: 5	H: 0 LOB: 0 BB: 0 P: 5	R: 0 E: 0 K: 0 S: 5	H: 2 LOB: 2 BB: 0 P: 5	R: 1 E: 0 K: 1 S: 6	H: 1 LOB: 3 BB: 3 P: 18	R: 0 E: 0 K: 0 S: 4	H: 2 LOB: 1 BB: 0 P: 4	R: 0 E: 0 K: 0 S: 3	H: 0 LOB: 0 BB: 0 P: 3		1B: 6 2B: 2 3B: 0 HR: 1	SF: 1 SAC: 0 DP: 1 HBP: 0	WP: 0 PB: 0 SB: 0 CS: 0
PITCHER	IP WLS BF H R ER SO BB IBB HBP BLK WP HR S P ERA WHIP																			
Woodie Fryman, L (1, 1) ERA: 3.52	5.2 L 28 7 0 0 0 3 0 0 0 0 0 32 48 9.53 1.765																			
Steve Dunning, R (6, 1) ERA: 5.75	0.1 1 0 0 0 0 0 0 0 0 0 0 0 1 1 0.00 0.000																			
Dale Murray, R (7, 1) ERA: 3.15	2.0 7 2 0 0 0 0 0 0 0 0 0 0 7 7 0.00 1.000																			

AB	34
R	3
H	9
RBI	3
BB	2
SO	5
LOB	16



AB	31
R	6
H	9
RBI	6
BB	4
SO	4
LOB	11



Batter	1	2	3	4	5	6	7	8	9	AB	R	H	RBI	BB	SO	LOB	TOP					
Pepe Mangual, R OBP: 0.409, SLG: 0.382 (1, 8)										3	0	1	0	1	1	1	Montreal Expos @ San Diego Padres San Diego Stadium, San Diego, CA Mon Jun 14 1976, 10:05 PM EDT Att: 21,774 - Unknown					
Bombo Rivera, R OBP: 0.333, SLG: 0.359 (1, 7)										4	0	1	1	0	0	3						
Tim Foli, R OBP: 0.279, SLG: 0.414 (1, 6)										4	0	0	0	0	0	4						
Pete Mackanin, R OBP: 0.246, SLG: 0.344 Pepe Frias, R OBP: 0.296, SLG: 0.308 (8, 4)										4	1	0	0	0	0	1						
Gary Roenicke, R OBP: 0.241, SLG: 0.231 (1, 9)										4	0	0	0	0	0	1						
Barry Foote, R OBP: 0.307, SLG: 0.421 (1, 2)										4	1	2	2	0	1	0						
Mike Jorgensen, L OBP: 0.317, SLG: 0.338 (1, 3)										3	0	0	0	1	1	1						
Larry Parrish, R OBP: 0.272, SLG: 0.317 (1, 5)										3	0	0	0	0	0	1						
Don Stanhouse, R OBP: 0.700, SLG: 0.750 (1, 1)										2	1	1	0	1	0	0						
Inning Stats	R: 0 E: 0 K: 0 S: 3	H: 0 LOB: 0 BB: 0 P: 3	R: 0 E: 0 K: 0 S: 3	H: 0 LOB: 0 BB: 0 P: 3	R: 0 E: 1 K: 0 S: 6	H: 2 LOB: 3 BB: 0 P: 6	R: 2 E: 1 K: 0 S: 5	H: 1 LOB: 0 BB: 0 P: 5	R: 0 E: 0 K: 0 S: 2	H: 0 LOB: 0 BB: 1 P: 6	R: 0 E: 0 K: 1 S: 5	H: 1 LOB: 0 BB: 0 P: 5	R: 1 E: 0 K: 1 S: 6	H: 1 LOB: 1 BB: 1 P: 10	R: 0 E: 0 K: 1 S: 4	H: 0 LOB: 0 BB: 1 P: 8	1B: 3 2B: 1 3B: 0 HR: 1	SF: 0 SAC: 0 DP: 1 HBP: 0	WP: 0 PB: 0 SB: 0 CS: 2	PA: 35		
PITCHER	IP	WLS	BF	H	R	ER	SO	BB	IBB	HBP	BLK	WP	HR	S	P	ERA	WHIP					
Brent Strom, L ERA: 3.57 Ken Reynolds, L ERA: 4.76	(1, 1)	7.0	L	26	4	2	1	1	1	0	0	0	0	1	27	31	1.29	0.714				
Ken Reynolds, L ERA: 4.76 (8, 1)	2.0		8	1	1	1	2	2	0	0	0	0	0	10	18	4.50	1.500					

AB	31
R	3
H	5
RBI	3
BB	3
SO	3
LOB	12



Batter	1	2	3	4	5	6	7	8	9	AB	R	H	RBI	BB	SO	LOB	BOTTOM				
Enzo Hernandez, R OBP: 0.353, SLG: 0.336 (1, 6)										4	0	0	0	0	0	1	Montreal Expos @ San Diego Padres San Diego Stadium, San Diego, CA Mon Jun 14 1976, 10:05 PM EDT Att: 21,774 - Unknown				
Tito Fuentes, S OBP: 0.303, SLG: 0.330 (1, 4)										4	0	1	0	0	0	0					
Willie Davis, L OBP: 0.299, SLG: 0.395 (1, 8)										4	0	1	0	0	0	2					
Willie McCovey, L OBP: 0.296, SLG: 0.330 (1, 3)										4	0	0	0	0	0	1					
Dave Winfield, R OBP: 0.354, SLG: 0.467 (1, 9)										4	0	1	0	0	1	1					
Doug Rader, R OBP: 0.359, SLG: 0.444 (1, 5)										3	0	0	0	1	1	2					
Gene Locklear, L OBP: 0.283, SLG: 0.286 (1, 7)										3	0	0	0	1	0	3					
Fred Kendall, R OBP: 0.281, SLG: 0.245 (1, 2)										3	0	0	0	0	0	1					
Brent Strom, R OBP: 0.207, SLG: 0.120 Johnny Grubb, L OBP: 0.438, SLG: 0.367 Ken Reynolds, L (7, PH) (8, 1)										1	0	0	0	1	0	0					
Inning Stats	R: 0 E: 0 K: 0 S: 3	H: 0 LOB: 0 BB: 0 P: 3	R: 0 E: 0 K: 0 S: 4	H: 1 LOB: 1 BB: 0 P: 4	R: 0 E: 0 K: 0 S: 4	H: 1 LOB: 2 BB: 1 P: 8	R: 0 E: 1 K: 0 S: 4	H: 0 LOB: 1 BB: 0 P: 4	R: 0 E: 0 K: 1 S: 5	H: 0 LOB: 1 BB: 1 P: 9	R: 0 E: 0 K: 0 S: 3	H: 0 LOB: 0 BB: 0 P: 3	R: 0 E: 0 K: 1 S: 5	H: 0 LOB: 1 BB: 1 P: 9	R: 0 E: 0 K: 1 S: 5	H: 0 LOB: 1 BB: 1 P: 9	1B: 3 2B: 0 3B: 0 HR: 0	SF: 0 SAC: 0 DP: 0 HBP: 0	WP: 0 PB: 0 SB: 1 CS: 0	PA: 34	
PITCHER	IP	WLS	BF	H	R	ER	SO	BB	IBB	HBP	BLK	WP	HR	S	P	ERA	WHIP				
Don Stanhouse, R ERA: 2.76 (1, 1)	9.0	W	34	3	0	0	2	3	0	0	0	0	0	35	47	0.00	0.667				

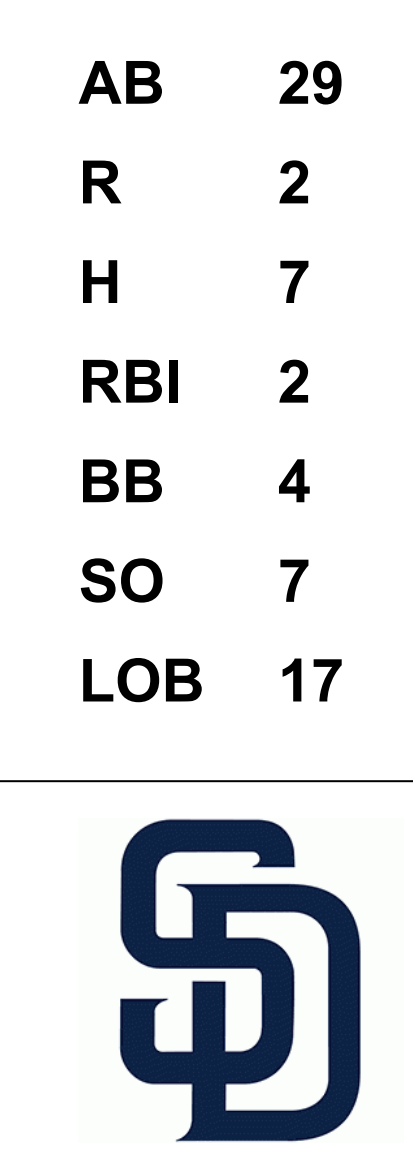
AB	31
R	0
H	3
RBI	0
BB	3
SO	2
LOB	12





Batter	1	2	3	4	5	6	7	8	9	AB	R	H	RBI	BB	SO	LOB	TOP				
Pepe Mangual, R OBP: 0.389, SLG: 0.370 (1, 8)	4-3		5-3		K			K		4	0	0	0	0	2	0	Montreal Expos @ San Diego Padres San Diego Stadium, San Diego, CA Tue Jun 15 1976, 10:05 PM EDT Att: 9,447 - Unknown livebaseballscorecards.com				
Gary Roenicke, R OBP: 0.273, SLG: 0.367 (1, 9)	6-3		HR			FC6-4 1B		F8		4	1	2	1	0	0	0					
Tim Foli, R OBP: 0.278, SLG: 0.416 (1, 6)	G3		2B			FC6-4 FC5-4 1-2		6-3		4	0	1	0	0	0	1					
Jim Lyttle, L OBP: 0.364, SLG: 0.524 (1, 7)		1B 1B	F5			F8		1-3		4	0	1	0	0	0	2					
Barry Foote, R OBP: 0.305, SLG: 0.414 (1, 2)		L7		CS 1B		FC5-4 1-2		5-3		4	0	1	0	0	0	2					
Mike Jorgensen, L OBP: 0.311, SLG: 0.331 (1, 3)		F9		1-3 1-2				3-1		3	0	0	0	0	0	2					
Pete Mackanin, R OBP: 0.247, SLG: 0.344 (1, 4)		1B		4-3				F3		3	0	1	0	0	0	0					
Larry Parrish, R OBP: 0.268, SLG: 0.312 (1, 5)		K		1-3				F2		3	0	0	0	0	1	2					
Don Carrithers, R (1, 1)			4-3					G3		2	0	0	0	0	0	0					
Jim Dwyer, L OBP: 0.338, SLG: 0.306 (8, PH)					6-3					1	0	0	0	0	0	0					
Steve Dunning, R (8, 1)										0	0	0	0	0	0	0					
Inning Stats	R: 0 E: 0 K: 0 S: 3	H: 0 LOB: 0 BB: 0 P: 3	R: 0 E: 0 K: 1 S: 7	H: 2 LOB: 2 BB: 0 P: 7	R: 1 E: 0 K: 0 S: 5	H: 2 LOB: 1 BB: 0 P: 5	R: 0 E: 0 K: 0 S: 3	H: 1 LOB: 0 BB: 0 P: 3	R: 0 E: 0 K: 1 S: 5	H: 0 LOB: 0 BB: 0 P: 5	R: 0 E: 0 K: 0 S: 4	H: 1 LOB: 1 BB: 0 P: 4	R: 0 E: 0 K: 0 S: 3	H: 0 LOB: 0 BB: 0 P: 3	R: 0 E: 0 K: 1 S: 5	H: 0 LOB: 0 BB: 0 P: 5	R: 0 E: 0 K: 0 S: 3	H: 0 LOB: 0 BB: 0 P: 3	1B: 4 2B: 1 3B: 0 HR: 1	SF: 0 SAC: 0 DP: 0 HBP: 0	WP: 0 PA: 32 PB: 0 SB: 0 CS: 1
PITCHER Alan Foster, R ERA: 2.09 (1, 1)	IP: 9.0 WLS: W BF: 32 H: 6 R: 1 ER: 1 SO: 3 BB: 0 IBB: 0 HBP: 0 BLK: 0 WP: 0 HR: 1 S: 38 P: 38 ERA: 1.00 WHIP: 0.667																				

Batter	1	2	3	4	5	6	7	8	9	AB	R	H	RBI	BB	SO	LOB	BOTTOM				
Enzo Hernandez, R OBP: 0.358, SLG: 0.341 (1, 6)	4-3		1-2 1B		FC3-6 2B		G6-3 1B			4	1	2	0	0	0	1	Montreal Expos @ San Diego Padres San Diego Stadium, San Diego, CA Tue Jun 15 1976, 10:05 PM EDT Att: 9,447 - Unknown livebaseballscorecards.com				
Tito Fuentes, S OBP: 0.307, SLG: 0.338 (1, 4)	FC3-6 1B		F8		PB 1-H 2B		G6-3 1-2			4	0	2	1	0	0	3					
Willie Davis, L OBP: 0.298, SLG: 0.392 (1, 8)	FC3-6 1-2		F9		K2-3		1B			4	0	1	0	0	1	4					
Willie McCovey, L OBP: 0.295, SLG: 0.328 (1, 3)	K		FC5-4 1B		K		5-3			4	0	1	0	0	2	3					
Dave Winfield, R OBP: 0.352, SLG: 0.468 (1, 9)		6-3		F4		1-3 SF8 2B		K		4	1	1	0	0	1	1					
Doug Rader, R OBP: 0.352, SLG: 0.435 (1, 5)		K		FC5-4 BB 1-2		1-3		K		4	0	0	0	0	2	2					
Johnny Grubb, L OBP: 0.441, SLG: 0.353 (1, 7)			F8		FC5-4 BB		IBB			2	0	0	0	2	0	0					
Luis Melendez, R OBP: 0.190, SLG: 0.183 (9, 7)					FC5-4 BB			G3		0	0	0	0	0	0	0					
Fred Kendall, R OBP: 0.278, SLG: 0.242 (1, 2)			4-3		FC5-4		SF8			2	0	0	0	0	0	2					
Gene Locklear, L OBP: 0.279, SLG: 0.286 (6, PH)										0	0	0	1	0	0	0					
Bob Davis, R OBP: 0.174, SLG: 0.163 (7, 2)					1-2					0	0	0	0	0	0	0					
Alan Foster, R (1, 1)					FC3-6 BB		K			1	0	0	0	2	1	1					
Inning Stats	R: 0 E: 1 K: 1 S: 6	H: 1 LOB: 1 BB: 0 P: 6	R: 0 E: 0 K: 1 S: 5	H: 0 LOB: 0 BB: 0 P: 5	R: 0 E: 0 K: 0 S: 4	H: 1 LOB: 2 BB: 1 P: 8	R: 0 E: 0 K: 0 S: 4	H: 1 LOB: 2 BB: 1 P: 8	R: 1 E: 0 K: 2 S: 8	H: 1 LOB: 1 BB: 1 P: 12	R: 1 E: 0 K: 1 S: 6	H: 1 LOB: 1 BB: 1 P: 10	R: 0 E: 0 K: 0 S: 4	H: 2 LOB: 1 BB: 0 P: 4	R: 0 E: 0 K: 2 S: 7	H: 0 LOB: 0 BB: 0 P: 7	R: 0 E: 0 K: 2 S: 7	H: 0 LOB: 0 BB: 0 P: 7	1B: 5 2B: 2 3B: 0 HR: 0	SF: 1 SAC: 0 DP: 1 HBP: 0	WP: 0 PA: 34 PB: 1 SB: 0 CS: 0
PITCHER Don Carrithers, R ERA: 3.67 (1, 1)	IP: 7.0 WLS: L BF: 31 H: 7 R: 2 ER: 2 SO: 5 BB: 3 IBB: 1 HBP: 0 BLK: 0 WP: 0 HR: 0 S: 37 P: 53 ERA: 2.57 WHIP: 1.429																				
Steve Dunning, R ERA: 5.45 (8, 1)	IP: 1.0 WLS: 3 BF: 0 H: 0 R: 0 ER: 0 SO: 2 BB: 0 IBB: 0 HBP: 0 BLK: 0 WP: 0 HR: 7 S: 7 P: 7 ERA: 0.00 WHIP: 0.000																				

AB	32
R	1
H	6
RBI	1
BB	0
SO	3
LOB	9



Batter	1	2	3	4	5	6	7	8	9	AB	R	H	RBI	BB	SO	LOB	TOP					
Jerry White, S OBP: 0.311, SLG: 0.339	F8	G3		G3		G3			FC6-4 BB	4	0	0	0	1	0	5	Montreal Expos @ San Diego Padres San Diego Stadium, San Diego, CA Wed Jun 16 1976, 6:33 AM EDT Att: 13,306 - Unknown 					
Jim Dwyer, L OBP: 0.316, SLG: 0.284	F7		F8	F7		K		F7	5	0	0	0	0	1	3							
Tim Foli, R OBP: 0.271, SLG: 0.404	F3		E3		6-3		F7	F7	5	1	0	0	0	0	1							
Gary Roenicke, R OBP: 0.316, SLG: 0.514		HR	E2 BB 1B		2B		4-3	FC6-4	5	1	3	1	0	0	1							
Mike Jorgensen, L OBP: 0.321, SLG: 0.342	E 1B		BB 1B		F7		WP 1B		4	0	3	0	0	0	1							
Barry Foote, R OBP: 0.295, SLG: 0.400	E7 1-3		F8		1-3		F7		4	0	0	0	0	0	5							
Pete Mackanin, R OBP: 0.247, SLG: 0.339	1-3		1-2 2-3 BB		6-3			F8	3	0	0	0	1	0	2							
Pepe Frias, R OBP: 0.313, SLG: 0.286			F9				2B BB	4-3	2	0	0	0	2	0	3							
Dan Warthen, S Fred Scherman, L Jim Kirby, R Clay Kirby, R Jose Morales, R Chip Lang, R	F6			K			1-3 2B	F7	2	0	0	0	0	1	3							
Inning Stats	R: 0 E: 0 K: 0 S: 3	H: 0 LOB: 0 BB: 0 P: 3	R: 1 E: 1 K: 0 S: 6	H: 2 LOB: 3 BB: 1 P: 10	R: 1 E: 2 K: 0 S: 6	H: 2 LOB: 3 BB: 1 P: 10	R: 0 E: 0 K: 1 S: 5	H: 0 LOB: 0 BB: 0 P: 5	R: 0 E: 0 K: 0 S: 4	H: 1 LOB: 1 BB: 0 P: 4	R: 0 E: 0 K: 1 S: 6	H: 1 LOB: 2 BB: 1 P: 10	R: 0 E: 0 K: 0 S: 4	H: 1 LOB: 1 BB: 0 P: 4	R: 0 E: 0 K: 0 S: 3	H: 0 LOB: 0 BB: 0 P: 3	R: 0 E: 0 K: 0 S: 3	H: 0 LOB: 1 BB: 1 P: 7	1B: 4 2B: 2 3B: 0 HR: 1	SF: 0 SAC: 0 DP: 0 HBP: 0	WP: 1 PB: 0 SB: 0 CS: 0	PA: 40
PITCHER Dave Freisleben, R ERA: 1.25	IP: 9.0 WLS: W BF: 40 H: 7 R: 2 ER: 1 SO: 2 BB: 3 IBB: 1 HBP: 0 BLK: 0 WP: 1 HR: 1 S: 40 P: 56 ERA: 1.00 WHIP: 1.111															PITCHER						

Batter	1	2	3	4	5	6	7	8	9	AB	R	H	RBI	BB	SO	LOB	BOTTOM					
Luis Melendez, R OBP: 0.209, SLG: 0.203	SH1-4 1B		1-3 BB 1B	6-3			F3			4	1	2	0	0	0	0	Montreal Expos @ San Diego Padres San Diego Stadium, San Diego, CA Wed Jun 16 1976, 6:33 AM EDT Att: 13,306 - Unknown 					
Ted Kubiak, S OBP: 0.378, SLG: 0.351	SH1-4 1-2		F6		G4-6-3 HR 1B		1B		3	1	2	0	0	0	2							
Tito Fuentes, S OBP: 0.311, SLG: 0.338	K		1B BB		G4-6-3 1B		F2		3	0	1	0	1	1	2							
Dave Winfield, R OBP: 0.350, SLG: 0.464	1-3		S 2B 1B		G4-6-3		F9		4	1	1	2	0	0	4							
Mike Ivie, R OBP: 0.289, SLG: 0.379		BB	FC5-2-6 2B		HR		F3		3	2	1	2	1	0	2							
Mery Rettenmund, R OBP: 0.409, SLG: 0.362		K	1-2 2B		6-3		F4		4	0	1	2	0	1	1							
Hector Torres, R OBP: 0.299, SLG: 0.368		K	F7				5-3		6-3	4	0	0	0	0	1	2						
Bob Davis, R OBP: 0.163, SLG: 0.152	F8			K			F8			3	0	0	0	0	1	1						
Dave Freisleben, R OBP: 0.364, SLG: 0.545			1B 1B		K					3	1	2	0	0	1	0						
Inning Stats	R: 0 E: 0 K: 1 S: 6	H: 1 LOB: 1 BB: 0 P: 6	R: 0 E: 0 K: 2 S: 7	H: 0 LOB: 1 BB: 1 P: 11	R: 4 E: 0 K: 0 S: 7	H: 4 LOB: 1 BB: 1 P: 11	R: 0 E: 0 K: 2 S: 7	H: 0 LOB: 0 BB: 0 P: 7	R: 2 E: 0 K: 0 S: 5	H: 3 LOB: 0 BB: 0 P: 5	R: 0 E: 0 K: 0 S: 3	H: 1 LOB: 1 BB: 0 P: 3	R: 0 E: 0 K: 0 S: 4	H: 1 LOB: 1 BB: 0 P: 4	R: 0 E: 0 K: 0 S: 3	H: 0 LOB: 0 BB: 0 P: 3	R: 0 E: 0 K: 0 S: 3	H: 0 LOB: 0 BB: 0 P: 3	1B: 8 2B: 1 3B: 0 HR: 1	SF: 0 SAC: 1 DP: 1 HBP: 0	WP: 0 PB: 0 SB: 1 CS: 0	PA: 34
PITCHER Dan Warthen, L ERA: 5.1 Fred Scherman, L ERA: 4.73 Clay Kirby, R ERA: 4.91 Chip Lang, R ERA: 6.52	IP: 4.0 WLS: L BF: 21 H: 7 R: 6 ER: 6 SO: 5 BB: 2 IBB: 0 HBP: 0 BLK: 0 WP: 0 HR: 0 S: 29 P: 37 ERA: 13.50 WHIP: 2.250															PITCHER						

Batter	1	2	3	4	5	6	7	8	9	AB	R	H	RBI	BB	SO	LOB	TOP					
Bill Russell, R OBP: 0.321, SLG: 0.392 (1, 6)	0-0 6-3		0-0 1B		0-3 K		0-0 G5-4-3			4	0	1	0	0	1	1						
Ted Sizemore, R OBP: 0.282, SLG: 0.273 (1, 4)	0-0 F2		0-0 5-3		0-0 5-3			0-0 F8		4	0	0	0	0	0	1						
Steve Garvey, R OBP: 0.352, SLG: 0.449 (1, 3)	0-0 1B			0-0 F9		0-0 1B		0-0 3-1		4	0	3	0	0	0	0						
Ron Cey, R OBP: 0.420, SLG: 0.529 (1, 5)	0-3 K			4-0 1B BB		0-0 1B		0-0 3-1		3	1	1	0	1	1	2						
Bill Buckner, L OBP: 0.320, SLG: 0.407 (1, 7)		0-0 4-3		0-0 BB 1B		0-0 F4		0-0 L4		4	0	1	0	0	0	3						
Dusty Baker Jr., R OBP: 0.313, SLG: 0.305 (1, 8)	0-0 6-3		0-0 BB 1B		0-0 F4			4-0 SH3-4		3	0	1	0	1	0	2						
Henry Cruz, L OBP: 0.256, SLG: 0.392 (1, 9)	0-0 G3		4-0 BB 1B		0-0 F3			0-0 SH3-4		2	0	0	1	1	0	2						
Steve Yeager, R OBP: 0.291, SLG: 0.381 (1, 2)			0-0 B1-6-4		0-0 G5-2-3		0-0 F4		0-0 F8	4	0	1	0	0	0	4						
Tommy John, R OBP: 0.179, SLG: 0.185 (1, 1)			0-0 B1-6-4		0-3 K			0-3 K		3	0	1	0	0	1	1						
Ed Goodson, L OBP: 0.292, SLG: 0.366 (9, PH)										1	0	0	0	0	1	1						
Charlie Hough, R OBP: 0.273, SLG: 0.364 (9, 1)										0	0	0	0	0	0	0						
Inning Stats	R: 0 E: 0 K: 1 S: 6	H: 1 LOB: 1 BB: 0 P: 6	R: 0 E: 0 K: 0 S: 3	H: 0 LOB: 0 BB: 0 P: 3	R: 0 E: 0 K: 0 S: 4	H: 2 LOB: 1 BB: 0 P: 4	R: 1 E: 0 K: 0 S: 4	H: 2 LOB: 2 BB: 0 P: 12	R: 0 E: 0 K: 2 S: 7	H: 0 LOB: 0 BB: 0 P: 7	R: 0 E: 0 K: 0 S: 5	H: 2 LOB: 2 BB: 0 P: 5	R: 0 E: 0 K: 0 S: 3	H: 1 LOB: 0 BB: 0 P: 3	R: 0 E: 0 K: 0 S: 4	H: 1 LOB: 1 BB: 1 P: 4	R: 0 E: 0 K: 1 S: 5	H: 0 LOB: 1 BB: 1 P: 9	1B: 8 2B: 1 3B: 0 HR: 0	SF: 0 SAC: 1 DP: 3 HBP: 0	WP: 0 PB: 0 SB: 0 CS: 0	PA: 36
PITCHER Don Stanhouse, R ERA: 2.48 (1, 1)	IP: 9.0 WLS: W BF: 36 H: 9 R: 1 ER: 1 SO: 4 BB: 3 IBB: 0 HBP: 0 BLK: 0 WP: 0 HR: 0 S: 41 P: 53 ERA: 1.00 WHIP: 1.333															PITCHER	IP: 9.0 WLS: W BF: 36 H: 9 R: 1 ER: 1 SO: 4 BB: 3 IBB: 0 HBP: 0 BLK: 0 WP: 0 HR: 0 S: 41 P: 53 ERA: 1.00 WHIP: 1.333					

Los Angeles Dodgers @ Montreal Expos
Jarry Park, Montreal, QB
Sat Jun 19 1976, 3:33 AM EDT
Att: 12,870 - Unknown - 79 F

AB 32
R 1
H 9
RBI 1
BB 3
SO 4
LOB 17



Batter	1	2	3	4	5	6	7	8	9	AB	R	H	RBI	BB	SO	LOB	BOTTOM			
Pepe Manguat, R OBP: 0.407, SLG: 0.393 (1, 8)	0-0 E7		0-0 6-3			0-0 6-3		4-0 IBB		3	0	1	0	1	0	0				
Bombo Rivera, R OBP: 0.318, SLG: 0.341 (1, 7)	0-3 K			0-0 G2		0-3 K		0-0 1-3		4	0	0	0	0	2	3				
Gary Roenicke, R OBP: 0.302, SLG: 0.462 (1, 9)	0-0 6-3			0-0 F9		0-0 5-3		0-3 K		4	0	0	0	0	1	1				
Jose Morales, R OBP: 0.314, SLG: 0.460 (1, 3)	0-0 4-3			0-0 FC6-4		0-0 F9		0-0 FC6-4		4	0	2	0	0	0	1				
Mike Jorgensen, L OBP: 0.329, SLG: 0.342 (9, PR)				0-0 1B				0-0 1B		0	1	0	0	0	0	0				
Barry Foote, R OBP: 0.300, SLG: 0.393 (1, 2)		0-0 G1-6-3		0-0 FC6-4		0-0 5-3		4-0 FC6-4		3	0	1	0	1	0	1				
Tim Foli, R OBP: 0.271, SLG: 0.400 (1, 6)		0-0 G1-6-3						1-2 BB		3	0	1	0	0	0	1				
Jim Lyttle, L OBP: 0.429, SLG: 0.667 (8, PR)								1-2 BB		0	1	0	0	0	0	0				
Pepe Frias, R OBP: 0.303, SLG: 0.276 (9, 6)		1-2						1-2 BB		1	0	0	0	0	0	2				
Pete Mackanin, R OBP: 0.254, SLG: 0.342 (1, 5)		0-0 2-3						1-2 BB		3	0	1	1	0	0	0				
Jim Cox, R OBP: 0.208, SLG: 0.174 (1, 4)			0-0 6-3					1-2 BB		3	0	1	1	0	0	0				
Don Stanhouse, R OBP: 0.583, SLG: 0.600 (1, 1)			0-0 5-3					1-2 BB		2	0	0	0	0	1	0				
Inning Stats	R: 0 E: 1 K: 1 S: 6	H: 1 LOB: 1 BB: 0 P: 6	R: 0 E: 0 K: 0 S: 3	H: 1 LOB: 0 BB: 0 P: 3	R: 0 E: 0 K: 0 S: 3	H: 0 LOB: 0 BB: 0 P: 3	R: 0 E: 0 K: 0 S: 4	H: 1 LOB: 1 BB: 0 P: 4	R: 0 E: 0 K: 2 S: 7	H: 0 LOB: 0 BB: 0 P: 7	R: 0 E: 0 K: 0 S: 3	H: 0 LOB: 0 BB: 0 P: 3	R: 0 E: 0 K: 0 S: 5	H: 2 LOB: 2 BB: 1 P: 9	R: 1 E: 0 K: 1 S: 6	H: 2 LOB: 2 BB: 1 P: 10	1B: 7 2B: 0 3B: 0 HR: 0	SF: 0 SAC: 2 DP: 1 HBP: 0	WP: 0 PB: 0 SB: 1 CS: 0	PA: 34
PITCHER Tommy John, L ERA: 3.17 (1, 1)	IP: 8.0 WLS: L BF: 29 H: 5 R: 1 ER: 1 SO: 3 BB: 0 IBB: 1 HBP: 0 BLK: 0 WP: 0 HR: 0 S: 34 P: 38 ERA: 1.12 WHIP: 0.625															PITCHER	IP: 8.0 WLS: L BF: 29 H: 5 R: 1 ER: 1 SO: 3 BB: 0 IBB: 1 HBP: 0 BLK: 0 WP: 0 HR: 0 S: 34 P: 38 ERA: 1.12 WHIP: 0.625			
Charlie Hough, R ERA: 2.53 (9, 1)	0.2 L 5 2 1 1 1 1 0 0 0 0 0 6 10 13.50 4.500															PITCHER	0.2 L 5 2 1 1 1 1 0 0 0 0 0 6 10 13.50 4.500			

Los Angeles Dodgers @ Montreal Expos
Jarry Park, Montreal, QB
Sat Jun 19 1976, 3:33 AM EDT
Att: 12,870 - Unknown - 79 F

AB 30
R 2
H 7
RBI 2
BB 2
SO 4
LOB 9



Batter	1	2	3	4	5	6	7	8	9	AB	R	H	RBI	BB	SO	LOB	TOP										
Pepe Mangual, R OBP: 0.415, SLG: 0.394 (1, 8)										4	0	2	0	1	2	1											
Bombo Rivera, R OBP: 0.294, SLG: 0.313 (1, 7)										4	0	0	0	0	0	3											
Gary Roenicke, R OBP: 0.314, SLG: 0.478 (1, 9)										4	1	2	0	0	1	1											
Jose Morales, R OBP: 0.309, SLG: 0.500 (1, 3)										4	1	1	2	0	1	2											
Barry Foote, R OBP: 0.290, SLG: 0.377 (1, 2)										4	0	0	0	0	0	1											
Tim Foli, R OBP: 0.280, SLG: 0.406 (1, 6)										4	1	2	0	0	0	1											
Pete Mackanin, R OBP: 0.258, SLG: 0.358 (1, 5)										4	0	2	0	0	0	1											
Jim Cox, R OBP: 0.214, SLG: 0.259 (1, 4)										4	0	1	1	0	0	1											
Dan Warthen, S Wayne Granger, R Fred Scherman, L Jerry White, R Chip Lang, R Larry Parrish, R										2	0	0	0	0	0	1											
Inning Stats	R: 0 E: 0 K: 1 S: 5	H: 0 LOB: 0 BB: 0 P: 5	R: 0 E: 0 K: 1 S: 6	H: 1 LOB: 1 BB: 0 P: 6	R: 0 E: 0 K: 0 S: 4	H: 1 LOB: 1 BB: 0 P: 4	R: 3 E: 0 K: 1 S: 9	H: 5 LOB: 1 BB: 0 P: 9	R: 0 E: 0 K: 0 S: 3	H: 0 LOB: 0 BB: 0 P: 3	R: 0 E: 0 K: 0 S: 3	H: 0 LOB: 1 BB: 1 P: 7	R: 0 E: 0 K: 0 S: 4	H: 1 LOB: 1 BB: 0 P: 4	R: 0 E: 0 K: 1 S: 6	H: 1 LOB: 1 BB: 0 P: 6	1B: 7 2B: 0 3B: 2 HR: 1	SF: 0 SAC: 0 DP: 0 HBP: 0	WP: 0 PB: 0 SB: 0 CS: 0	PA: 37							
PITCHER	IP	WLS	BF	H	R	ER	SO	BB	IBB	HBP	BLK	WP	HR	S	P	ERA	WHIP										
Tom Underwood, L ERA: 3.95 (1, 1)	8.0	W	33	9	3	3	4	1	0	0	0	0	1	40	44	3.38	1.250										
Tug McGraw, L ERA: 2.82 (9, 1)	1.0		4	1	0	0	1	0	0	0	0	0	0	6	6	0.00	1.000										

Montreal Expos @ Philadelphia Phillies
Veterans Stadium, Philadelphia, PA
Mon Jun 21 1976, 7:05 PM EDT
Att: 26,148 - Unknown

AB 36
R 3
H 10
RBI 3
BB 1
SO 5
LOB 13



Batter	1	2	3	4	5	6	7	8	9	AB	R	H	RBI	BB	SO	LOB	BOTTOM										
Dave Cash, R OBP: 0.377, SLG: 0.390 (1, 4)										4	0	1	1	0	0	1											
Larry Bowa, S OBP: 0.313, SLG: 0.301 (1, 6)										4	0	0	0	0	0	1											
Mike Schmidt, R OBP: 0.417, SLG: 0.624 (1, 5)										3	1	0	0	1	1	0											
Greg Luzinski, R Wayne Granger, R Jerry Martin, R										4	2	2	1	0	1	0											
Dick Allen, R OBP: 0.368, SLG: 0.483 (1, 3)										4	0	0	0	0	1	2											
Ollie Brown, R OBP: 0.376, SLG: 0.451 (1, 9)										3	1	0	0	1	1	0											
Garry Maddox, R OBP: 0.381, SLG: 0.482 (1, 8)										4	2	2	2	0	1	0											
Bob Boone, R OBP: 0.406, SLG: 0.429 (1, 2)										1	2	1	2	2	0	0											
Tom Underwood, R Wayne Granger, R Fred Scherman, L Chip Lang, R										2	0	0	1	0	1	2											
Inning Stats	R: 0 E: 0 K: 1 S: 5	H: 0 LOB: 0 BB: 0 P: 5	R: 0 E: 0 K: 0 S: 3	H: 0 LOB: 0 BB: 0 P: 3	R: 1 E: 0 K: 2 S: 8	H: 1 LOB: 1 BB: 1 P: 12	R: 4 E: 1 K: 0 S: 6	H: 3 LOB: 1 BB: 2 P: 14	R: 1 E: 0 K: 1 S: 6	H: 1 LOB: 0 BB: 0 P: 6	R: 2 E: 0 K: 0 S: 4	H: 1 LOB: 0 BB: 1 P: 8	R: 0 E: 0 K: 1 S: 5	H: 0 LOB: 0 BB: 0 P: 5	R: 0 E: 0 K: 1 S: 5	H: 0 LOB: 0 BB: 0 P: 5	1B: 0 2B: 4 3B: 1 HR: 1	SF: 0 SAC: 1 DP: 0 HBP: 0	WP: 0 PB: 0 SB: 1 CS: 0	PA: 34							
PITCHER	IP	WLS	BF	H	R	ER	SO	BB	IBB	HBP	BLK	WP	HR	S	P	ERA	WHIP										
Dan Warthen, L ERA: 5.59 (1, 1)	3.1	L	17	4	5	5	3	1	0	0	0	0	1	10	14	9.00	1.500										
Wayne Granger, R ERA: 3.82 (4, 1)	2.0		9	2	3	2	1	1	0	0	0	0	0	2	2	0.00	0.000										
Fred Scherman, L ERA: 4.46 (6, 1)	0.2		2	0	0	0	0	0	0	0	0	0	0	2	2	0.00	0.000										
Chip Lang, R ERA: 5.4 (7, 1)	2.0		6	0	0	0	2	0	0	0	0	0	0	10	10	0.00	0.000										

Montreal Expos @ Philadelphia Phillies
Veterans Stadium, Philadelphia, PA
Mon Jun 21 1976, 7:05 PM EDT
Att: 26,148 - Unknown

AB 29
R 8
H 6
RBI 7
BB 4
SO 6
LOB 6



Batter	1	2	3	4	5	6	7	8	9	AB	R	H	RBI	BB	SO	LOB	TOP										
Pepe Mangual, R OBP: 0.420, SLG: 0.396 (1, 8)										2	1	1	2	2	0	1	Montreal Expos @ Philadelphia Phillies Veterans Stadium, Philadelphia, PA Tue Jun 22 1976, 7:05 PM EDT Att: 32,138 - Unknown										
Jim Lyttle, L OBP: 0.376, SLG: 0.583 (1, 7)										5	1	1	0	0	0	4											
Gary Roenicke, R OBP: 0.321, SLG: 0.490 (1, 9)										5	0	2	2	0	1	0											
Pat Scanlon, L OBP: 0.200, SLG: 0.500 Larry Parrish, R OBP: 0.296, SLG: 0.311 (7, 5)										4	1	1	1	0	1	2											
Mike Jorgensen, L OBP: 0.346, SLG: 0.371 (1, 3)										4	1	2	1	1	1	1											
Tim Foli, R OBP: 0.278, SLG: 0.401 (1, 6)										5	1	1	0	0	1	5											
Barry Foote, R OBP: 0.287, SLG: 0.385 (1, 2)										5	0	1	2	0	1	5											
Pete Mackanin, R OBP: 0.271, SLG: 0.375 (1, 4)										4	2	3	0	1	0	1											
Clay Kirby, R OBP: 0.182, SLG: 0.200 Dale Murray, R (7, 1)										2	0	0	0	0	1	2											
Inning Stats	R: 2 E: 0 K: 2 S: 9	H: 2 LOB: 2 BB: 2 P: 17	R: 1 E: 0 K: 0 S: 4	H: 1 LOB: 0 BB: 0 P: 4	R: 0 E: 0 K: 1 S: 7	H: 2 LOB: 2 BB: 0 P: 7	R: 0 E: 0 K: 0 S: 3	H: 0 LOB: 1 BB: 1 P: 7	R: 1 E: 0 K: 0 S: 4	H: 1 LOB: 0 BB: 0 P: 4	R: 1 E: 0 K: 1 S: 7	H: 1 LOB: 1 BB: 0 P: 7	R: 0 E: 0 K: 0 S: 3	H: 1 LOB: 1 BB: 1 P: 7	R: 2 E: 0 K: 1 S: 8	H: 3 LOB: 1 BB: 0 P: 8		1B: 6 2B: 4 3B: 1 HR: 2	SF: 1 SAC: 2 DP: 1 HBP: 0	WP: 0 PB: 0 SB: 1 CS: 0	PA: 44						
PITCHER	IP	WLS	BF	H	R	ER	SO	BB	IBB	HBP	BLK	WP	HR	S	P	ERA	WHIP										
Jim Lonborg, R ERA: 2.97 (1, 1)	5.0	L	24	6	4	4	3	3	0	0	0	0	1	27	39	7.20	1.800										
Ron Schueler, R ERA: 5.4 (6, 1)	2.0		10	3	2	2	2	0	0	0	0	0	1	14	14	9.00	1.500										
Tug McGraw, L ERA: 3.12 (8, 1)	2.0		10	4	2	2	1	0	1	0	0	0	0	11	15	9.00	2.000										
Batter	1	2	3	4	5	6	7	8	9	AB	R	H	RBI	BB	SO	LOB	BOTTOM										
Dave Cash, R OBP: 0.372, SLG: 0.384 (1, 4)										4	0	0	0	0	0	5	Montreal Expos @ Philadelphia Phillies Veterans Stadium, Philadelphia, PA Tue Jun 22 1976, 7:05 PM EDT Att: 32,138 - Unknown										
Larry Bowa, S OBP: 0.308, SLG: 0.296 (1, 6)										4	0	0	0	0	3	1											
Mike Schmidt, R OBP: 0.418, SLG: 0.619 (1, 5)										2	1	0	0	2	1	0											
Greg Luzinski, R OBP: 0.358, SLG: 0.493 (1, 7)										4	1	1	2	0	1	1											
Dick Allen, R OBP: 0.359, SLG: 0.469 (1, 3)										4	0	0	0	0	1	1											
Jay Johnstone, L OBP: 0.352, SLG: 0.453 (1, 9)										3	0	0	0	1	0	0											
Garry Maddox, R OBP: 0.378, SLG: 0.478 (1, 8)										4	1	1	0	0	1	1											
Bob Boone, R OBP: 0.408, SLG: 0.427 (1, 2)										3	0	1	0	1	1	0											
Jim Lonborg, R OBP: 0.278, SLG: 0.219 Tim McCarver, L OBP: 0.455, SLG: 0.452 Ron Schueler, R (5, PH) Bobby Tolan, L OBP: 0.302, SLG: 0.405 Tug McGraw, R (8, 1)										0	0	0	0	1	0	0											
Inning Stats	R: 0 E: 0 K: 2 S: 7	H: 0 LOB: 0 BB: 0 P: 7	R: 0 E: 0 K: 0 S: 3	H: 0 LOB: 0 BB: 0 P: 3	R: 0 E: 0 K: 2 S: 7	H: 0 LOB: 1 BB: 1 P: 11	R: 0 E: 0 K: 2 S: 7	H: 0 LOB: 1 BB: 1 P: 11	R: 0 E: 0 K: 0 S: 2	H: 0 LOB: 2 BB: 3 P: 14	R: 2 E: 0 K: 0 S: 4	H: 1 LOB: 0 BB: 1 P: 8	R: 1 E: 0 K: 1 S: 7	H: 2 LOB: 1 BB: 0 P: 7	R: 0 E: 0 K: 1 S: 5	H: 0 LOB: 0 BB: 0 P: 5		R: 0 E: 0 K: 0 S: 3	H: 0 LOB: 0 BB: 0 P: 3	1B: 2 2B: 0 3B: 0 HR: 1	SF: 0 SAC: 0 DP: 1 HBP: 0	WP: 0 PB: 0 SB: 0 CS: 0	PA: 35				
PITCHER	IP	WLS	BF	H	R	ER	SO	BB	IBB	HBP	BLK	WP	HR	S	P	ERA	WHIP										
Clay Kirby, R ERA: 4.85 (1, 1)	6.0	W	26	3	3	3	6	6	0	0	0	0	0	32	56	4.50	1.500										
Dale Murray, R ERA: 3.3 (7, 1)	3.0	S	9	0	0	0	2	0	0	0	0	0	0	13	13	0.00	0.000										

Batter	1	2	3	4	5	6	7	8	9	AB	R	H	RBI	BB	SO	LOB	TOP					
Pepe Mangual, R OBP: 0.417, SLG: 0.412 (1, 8)	F4			HR		F3		F9		4	1	1	1	0	0	1	Montreal Expos @ Atlanta Braves Atlanta-Fulton County Stadium, Atlanta, GA Wed Jun 23 1976, 7:05 PM EDT Unknown					
Jim Lyttle, L OBP: 0.341, SLG: 0.525 (1, 7)	K			3-1		K			K	4	0	0	0	0	3	0						
Gary Roenicke, R OBP: 0.317, SLG: 0.473 (1, 9)	F9			5-3			4-3 WP SF7 1B		F3	4	1	1	0	0	0	0						
Pat Scanlon, L OBP: 0.143, SLG: 0.357 (1, 5)		F8		K			4-3		4-3	4	0	0	0	0	1	1						
Mike Jorgensen, L OBP: 0.341, SLG: 0.366 (1, 3)		K			4-3		SF7			2	0	0	1	0	1	0						
Tim Foli, R OBP: 0.279, SLG: 0.400 Chip Lang, R (7, 1)						E 1B 1B		3-H F7		3	0	1	0	0	0	0						
Barry Foote, R OBP: 0.288, SLG: 0.384 (1, 2)					E7 1B				5-3	3	0	1	0	0	0	0						
Pete Mackanin, R OBP: 0.267, SLG: 0.370 (8, 6)				K		5-3			K	3	0	0	0	0	2	1						
Steve Dunning, R (1, 1)										2	0	0	0	0	0	0						
Wayne Granger, R (6, 1)										0	0	0	0	0	0	0						
Pepe Frias, R OBP: 0.303, SLG: 0.276 (7, 6)										0	0	0	0	0	0	0						
Jim Dwyer, L OBP: 0.321, SLG: 0.292 (8, PH)										1	0	1	0	0	0	0						
Jim Cox, R OBP: 0.214, SLG: 0.259 (8, 4)									1B	0	0	0	0	0	0	0						
Inning Stats	R: 0 E: 0 K: 1 S: 5	H: 0 LOB: 0 BB: 0 P: 5	R: 0 E: 0 K: 1 S: 5	H: 0 LOB: 0 BB: 0 P: 5	R: 0 E: 0 K: 1 S: 5	H: 0 LOB: 0 BB: 0 P: 5	R: 1 E: 0 K: 1 S: 6	H: 1 LOB: 0 BB: 0 P: 6	R: 0 E: 1 K: 0 S: 4	H: 2 LOB: 1 BB: 0 P: 4	R: 0 E: 0 K: 1 S: 5	H: 0 LOB: 0 BB: 0 P: 5	R: 1 E: 0 K: 0 S: 4	H: 1 LOB: 0 BB: 0 P: 4	R: 0 E: 0 K: 1 S: 6	H: 1 LOB: 0 BB: 0 P: 6	R: 0 E: 0 K: 1 S: 5	H: 0 LOB: 0 BB: 0 P: 5	1B: 4 2B: 0 3B: 0 HR: 1	SF: 1 SAC: 0 DP: 0 HBP: 0	WP: 1 PB: 0 SB: 0 CS: 0	PA: 31
PITCHER Andy Messersmith, R ERA: 2.58 (1, 1)	IP: 9.0 WLS: W BF: 31 H: 5 R: 2 ER: 2 SO: 7 BB: 0 IBB: 0 HBP: 0 BLK: 0 WP: 1 HR: 1 S: 45 P: 45 ERA: 2.00 WHIP: 0.556											PITCHER	IP: 9.0 WLS: W BF: 31 H: 5 R: 2 ER: 2 SO: 7 BB: 0 IBB: 0 HBP: 0 BLK: 0 WP: 1 HR: 1 S: 45 P: 45 ERA: 2.00 WHIP: 0.556									

Batter	1	2	3	4	5	6	7	8	9	AB	R	H	RBI	BB	SO	LOB	BOTTOM			
Rowland Office, L OBP: 0.392, SLG: 0.426 (1, 8)	SH1-4 1B		E4 4-3 SH1-4		4-3	1-3 2-H 2B		1B		5	0	3	1	0	0	0	Montreal Expos @ Atlanta Braves Atlanta-Fulton County Stadium, Atlanta, GA Wed Jun 23 1976, 7:05 PM EDT Unknown			
Rod Gilbreath, R OBP: 0.390, SLG: 0.463 (1, 4)	SH1-4 1-2		SH1-4 1-2		1-3	5-3		F8		3	0	0	0	0	0	3				
Dave May, L OBP: 0.301, SLG: 0.304 (1, 7)	G4-6-3 BB		4-3 2-3		K		6-3			3	0	0	0	1	1	1				
Willie Montanez, L OBP: 0.367, SLG: 0.448 (1, 3)	G4-6-3 1-2		F5			SH FC1-2 1B	WP 2B			4	0	2	0	0	0	3				
Ken Henderson, S OBP: 0.358, SLG: 0.394 (1, 9)		1B BB		SH5-4 1B		FC1-2 SH 1B	WP BB			2	3	2	0	2	0	0				
Darrel Chaney, S OBP: 0.356, SLG: 0.374 (1, 6)		G6-4-3 1B		SH5-4 1-2		SH FC1-2 1B	K			2	1	1	0	0	1	2				
Jerry Royster, R OBP: 0.324, SLG: 0.328 (1, 5)		G6-4-3 1-2 2-H 1B		G6-4-3 FC4-6 1B		K	F7			4	0	2	2	0	1	5				
Vic Correll, R OBP: 0.377, SLG: 0.362 (1, 2)		G6-4-3 1-2 2-3		FC4-6 1-2		FC1-2 1B 2B		F7		4	1	0	0	0	0	6				
Andy Messersmith, R OBP: 0.171, SLG: 0.128 (1, 1)		K		F9		2B 1B		5-3		4	0	1	2	0	1	2				
Inning Stats	R: 0 E: 0 K: 0 S: 3	H: 1 LOB: 1 BB: 1 P: 7	R: 1 E: 0 K: 1 S: 6	H: 2 LOB: 1 BB: 1 P: 10	R: 0 E: 0 K: 0 S: 4	H: 0 LOB: 0 BB: 0 P: 4	R: 1 E: 0 K: 0 S: 5	H: 2 LOB: 1 BB: 0 P: 5	R: 0 E: 0 K: 1 S: 5	H: 0 LOB: 0 BB: 0 P: 5	R: 3 E: 1 K: 1 S: 10	H: 4 LOB: 2 BB: 0 P: 10	R: 0 E: 0 K: 1 S: 6	H: 1 LOB: 2 BB: 1 P: 10	R: 0 E: 0 K: 0 S: 4	H: 1 LOB: 1 BB: 0 P: 4		1B: 9 2B: 2 3B: 0 HR: 0	SF: 0 SAC: 4 DP: 2 HBP: 0	WP: 1 PB: 0 SB: 0 CS: 0
PITCHER Steve Dunning, R ERA: 4.66 (1, 1)	IP: 5.2 WLS: L BF: 28 H: 9 R: 5 ER: 2 SO: 3 BB: 2 IBB: 0 HBP: 0 BLK: 0 WP: 0 HR: 0 S: 32 P: 40 ERA: 3.18 WHIP: 1.941											PITCHER	IP: 5.2 WLS: L BF: 28 H: 9 R: 5 ER: 2 SO: 3 BB: 2 IBB: 0 HBP: 0 BLK: 0 WP: 0 HR: 0 S: 32 P: 40 ERA: 3.18 WHIP: 1.941							
Wayne Granger, R ERA: 3.77 (6, 1)	0.1	1	0	0	0	0	0	0	0	0	0	1	1	0.00	0.000					
Chip Lang, R ERA: 4.61 (7, 1)	2.0	9	2	0	0	1	1	0	0	0	1	0	10	14	0.00	1.500				



Batter	1	2	3	4	5	6	7	8	9	AB	R	H	RBI	BB	SO	LOB	TOP				
Pepe Mangual, R OBP: 0.413, SLG: 0.414 (1, 8)										4	0	1	0	0	0	0	Montreal Expos @ Atlanta Braves Atlanta-Fulton County Stadium, Atlanta, GA Wed Jun 23 1976, 7:05 PM EDT Att: 12,124 - Unknown				
Jim Lyttle, L OBP: 0.356, SLG: 0.512 (1, 7)										3	0	1	0	1	0	1					
Gary Roenicke, R OBP: 0.313, SLG: 0.458 Dale Murray, R (8, 1)										4	0	1	0	0	2	4					
Pat Scanlon, L OBP: 0.167, SLG: 0.294 (1, 5)										3	0	0	0	1	1	1					
Mike Jorgensen, L OBP: 0.339, SLG: 0.364 Jose Morales, R OBP: 0.310, SLG: 0.509 (2, 3)										1	0	0	0	0	0	0					
Tim Foli, R OBP: 0.274, SLG: 0.392 (1, 6)										4	0	0	0	0	1	1					
Barry Foote, R OBP: 0.280, SLG: 0.373 (1, 2)										4	0	0	0	0	2	1					
Jim Cox, R OBP: 0.200, SLG: 0.241 Jim Dwyer, L OBP: 0.318, SLG: 0.288 Pete Mackanin, R OBP: 0.267, SLG: 0.370 (7, 4)										2	0	0	0	0	1	0					
Woodie Fryman, R OBP: 0.069, SLG: 0.069 Jerry White, S OBP: 0.306, SLG: 0.333 (8, 8)										2	0	0	0	0	0	0					
Inning Stats	R: 0 E: 0 K: 0 S: 4	H: 1 LOB: 1 BB: 0 P: 4	R: 0 E: 0 K: 1 S: 5	H: 0 LOB: 0 BB: 0 P: 5	R: 0 E: 0 K: 1 S: 7	H: 0 LOB: 0 BB: 0 P: 7	R: 0 E: 0 K: 1 S: 5	H: 0 LOB: 0 BB: 0 P: 5	R: 0 E: 0 K: 0 S: 4	H: 1 LOB: 2 BB: 1 P: 8	R: 0 E: 0 K: 1 S: 5	H: 0 LOB: 0 BB: 0 P: 5	R: 0 E: 0 K: 2 S: 5	H: 0 LOB: 1 BB: 1 P: 11	R: 0 E: 0 K: 3 S: 10	H: 1 LOB: 1 BB: 0 P: 10		1B: 2 2B: 2 3B: 0 HR: 0	SF: 0 SAC: 0 DP: 0 HBP: 0	WP: 1 PB: 0 SB: 0 CS: 0	PA: 34
PITCHER Phil Niekro, R ERA: 3.48 (1, 1)	IP: 9.0 WLS: W BF: 34	H: 4 R: 0 ER: 0 SO: 10	BB: 2 IBB: 0 HBP: 0 BLK: 0	WP: 1 HR: 0 S: 52 P: 60	ERA: 0.00 WHIP: 0.667											ERA: 0.00 WHIP: 0.667					

Batter	1	2	3	4	5	6	7	8	9	AB	R	H	RBI	BB	SO	LOB	BOTTOM				
Rowland Office, L OBP: 0.390, SLG: 0.423 (1, 8)										4	0	1	0	0	2	1	Montreal Expos @ Atlanta Braves Atlanta-Fulton County Stadium, Atlanta, GA Wed Jun 23 1976, 7:05 PM EDT Att: 12,124 - Unknown				
Rod Gilbreath, R OBP: 0.383, SLG: 0.465 (7, 4)										4	1	1	0	0	0	1					
Jimmy Wynn, R OBP: 0.403, SLG: 0.422 (1, 7)										3	0	0	0	1	0	2					
Willie Montanez, L OBP: 0.365, SLG: 0.445 (1, 3)										4	0	1	0	0	0	2					
Tom Paciorek, R OBP: 0.352, SLG: 0.439 (1, 9)										4	1	1	1	0	0	2					
Lee Lacy, R OBP: 0.299, SLG: 0.367 Jerry Royster, R OBP: 0.326, SLG: 0.335 (6, PH)										2	0	0	0	0	0	2					
Earl Williams, R OBP: 0.282, SLG: 0.383 (1, 2)										2	0	1	1	1	0	0					
Darrel Chaney, S OBP: 0.349, SLG: 0.366 (1, 6)										4	0	0	0	0	1	3					
Phil Niekro, R OBP: 0.175, SLG: 0.200 (1, 1)										2	0	0	0	0	0	3					
Inning Stats	R: 1 E: 0 K: 0 S: 6	H: 3 LOB: 2 BB: 0 P: 6	R: 0 E: 0 K: 2 S: 8	H: 1 LOB: 1 BB: 0 P: 8	R: 0 E: 0 K: 0 S: 3	H: 0 LOB: 1 BB: 1 P: 7	R: 0 E: 0 K: 0 S: 3	H: 0 LOB: 1 BB: 1 P: 7	R: 0 E: 0 K: 0 S: 4	H: 1 LOB: 1 BB: 0 P: 4	R: 0 E: 0 K: 0 S: 5	H: 0 LOB: 0 BB: 0 P: 5	R: 0 E: 0 K: 1 S: 5	H: 0 LOB: 0 BB: 0 P: 5	R: 2 E: 1 K: 0 S: 5	H: 1 LOB: 0 BB: 0 P: 5		1B: 4 2B: 2 3B: 0 HR: 0	SF: 1 SAC: 1 DP: 0 HBP: 0	WP: 0 PB: 0 SB: 1 CS: 0	PA: 35
PITCHER Woodie Fryman, L ERA: 3.6 Dale Murray, R ERA: 3.23 (8, 1)	IP: 7.0 WLS: L BF: 30	H: 5 R: 1 ER: 1 SO: 3	BB: 2 IBB: 0 HBP: 0 BLK: 0	WP: 0 HR: 0 S: 34 P: 42	ERA: 1.29 WHIP: 1.000											ERA: 0.00 WHIP: 1.000					



Batter	1	2	3	4	5	6	7	8	9	AB	R	H	RBI	BB	SO	LOB	TOP			
Pepe Mangual, R OBP: 0.415, SLG: 0.409 (1, 8)	4-0 S 1B BB	4-0 1-2 BB			0-0 5-3		0-0 F8			2	1	0	0	2	0	1	Montreal Expos @ Atlanta Braves Atlanta-Fulton County Stadium, Atlanta, GA Thu Jun 24 1976, 7:05 PM EDT Att: 7,730 - Unknown AB 32 R 1 H 5 RBI 1 BB 3 SO 1 LOB 11			
Jim Lytle, L OBP: 0.327, SLG: 0.468 (1, 7)	0-0 6-3	0-0 F1			0-0 F7			0-0 4-3		4	0	0	0	0	0	3				
Gary Roenicke, R OBP: 0.294, SLG: 0.429 (1, 9)	0-0 G3				0-0 5-3			0-0 6-3		4	0	0	0	0	0	1				
Jose Morales, R OBP: 0.323, SLG: 0.525 (1, 3)	0-0 1B 2H 1B				0-0 FC5 2B		0-0 F7	0-0 F7		4	0	2	1	0	0	0				
Pete Mackanin, R OBP: 0.267, SLG: 0.367 (1, 4)	0-0 1-2 1B				0-0 FC5 2-3		0-0 6-3		0-0 6-3		4	0	1	0	0	0				
Barry Foote, R OBP: 0.273, SLG: 0.363 (1, 2)	0-0 3-1				0-0 F2		0-0 F6		0-0 F5		4	0	0	0	0	3				
Lary Parrish, R OBP: 0.254, SLG: 0.306 (9, PH) Jim Dwyer, L OBP: 0.326, SLG: 0.297 (9, PR) Jerry White, S OBP: 0.306, SLG: 0.333 (9, PR)		0-0 F9			0-0 6-3		0-0 F7		0-0 S 1B		3	0	0	0	0	0				
Pepe Frias, R OBP: 0.306, SLG: 0.281 (9, PH) Tim Foli, R OBP: 0.273, SLG: 0.390 (9, PH)		0-3 K			0-0 F9		0-0 E1 1B		0-0 5-3		3	0	1	0	0	1				
Don Stanhouse, R OBP: 0.533, SLG: 0.500 (1, 1)		4-0 BB BB			0-0 4-3		0-0 E1 1-H				2	0	0	0	1	0				
Inning Stats	R: 1 E: 0 K: 0 S: 5	H: 2 LOB: 2 BB: 1 P: 9	R: 0 E: 0 K: 1 S: 5	H: 0 LOB: 2 BB: 2 P: 13	R: 0 E: 0 K: 0 S: 4	H: 1 LOB: 1 BB: 0 P: 4	R: 0 E: 0 K: 0 S: 3	H: 0 LOB: 0 BB: 0 P: 3	R: 0 E: 0 K: 0 S: 3	H: 0 LOB: 0 BB: 0 P: 3	R: 0 E: 1 K: 0 S: 4	H: 1 LOB: 1 BB: 0 P: 4	R: 0 E: 0 K: 0 S: 3	H: 0 LOB: 0 BB: 0 P: 3	R: 0 E: 0 K: 0 S: 4	H: 1 LOB: 2 BB: 0 P: 4		1B: 4 2B: 1 3B: 0 HR: 0	SF: 0 SAC: 0 DP: 0 HBP: 0	WP: 0 PB: 0 SB: 2 CS: 0
PITCHER Dick Ruthven, R ERA: 2.74 (1, 1)	IP: 9.0 WLS: W BF: 35 H: 5 R: 1 ER: 1 SO: 1 BB: 3 IBB: 0 HBP: 0 BLK: 0 WP: 0 HR: 0 S: 34 P: 46 ERA: 1.00 WHIP: 0.889																			

Batter	1	2	3	4	5	6	7	8	9	AB	R	H	RBI	BB	SO	LOB	BOTTOM			
Rowland Office, L OBP: 0.388, SLG: 0.418 (1, 8)	4-0 SH1-4 BB	0-0 4-3			0-0 F8		0-0 4-3			3	0	0	0	1	0	4	Montreal Expos @ Atlanta Braves Atlanta-Fulton County Stadium, Atlanta, GA Thu Jun 24 1976, 7:05 PM EDT Att: 7,730 - Unknown AB 26 R 2 H 5 RBI 2 BB 5 SO 1 LOB 16			
Rod Gilbreath, R OBP: 0.381, SLG: 0.459 (1, 4)	0-0 SH1-4 1-2		0-0 G3-6-3 1B		0-3 K		0-0 F3			3	0	1	0	0	1	0				
Jimmy Wynn, R OBP: 0.408, SLG: 0.423 (1, 7)	4-0 G3-6-4 BB		0-0 G3-6-3 1B		4-0 BB		0-0 F2			2	0	1	0	2	0	0				
Willie Montanez, L OBP: 0.360, SLG: 0.438 (1, 3)	0-0 G3-6-1 1-2		0-0 G3-6-3 1-2 2-3		0-0 F9		0-0 4-3			4	0	0	0	0	0	5				
Ken Henderson, S OBP: 0.356, SLG: 0.387 (1, 9)		0-0 F5	4-0 BB		0-0 3-4-3		0-0 F8			3	0	0	0	1	0	1				
Darrel Chaney, S OBP: 0.347, SLG: 0.363 (1, 6)		0-0 E 2B 1B	0-0 5-3		0-0 F7		0-0 E4 G6-4			4	1	1	0	0	0	2				
Jerry Royster, R OBP: 0.325, SLG: 0.333 (1, 5)		0-0 E6 1-2 2B			0-0 6-3		0-0 SH1-4 S 1B		0-0 F8		4	1	1	0	0	2				
Earl Williams, R OBP: 0.276, SLG: 0.392 (1, 2)		0-0 1-H 2H 2B			1-0 HBP		4-0 1-2 BB		0-0 G6-4 1-2		2	0	1	2	1	0				
Dick Ruthven, R OBP: 0.250, SLG: 0.182 (1, 1)		0-0 6-3			0-0 SH3 1-2		0-0 SH1-4 1-2 2-3				1	0	0	0	0	1				
Inning Stats	R: 0 E: 0 K: 0 S: 2	H: 0 LOB: 1 BB: 2 P: 10	R: 2 E: 1 K: 0 S: 6	H: 2 LOB: 1 BB: 0 P: 6	R: 0 E: 0 K: 0 S: 4	H: 2 LOB: 1 BB: 1 P: 8	R: 0 E: 0 K: 0 S: 3	H: 0 LOB: 1 BB: 0 P: 4	R: 0 E: 0 K: 1 S: 5	H: 0 LOB: 1 BB: 1 P: 9	R: 0 E: 0 K: 0 S: 4	H: 1 LOB: 2 BB: 1 P: 8	R: 0 E: 0 K: 0 S: 3	H: 0 LOB: 0 BB: 0 P: 3	R: 0 E: 1 K: 0 S: 4	H: 0 LOB: 1 BB: 0 P: 4		1B: 4 2B: 1 3B: 0 HR: 0	SF: 0 SAC: 0 DP: 2 HBP: 1	WP: 0 PB: 0 SB: 1 CS: 0
PITCHER Don Stanhouse, R ERA: 2.32 (1, 1)	IP: 8.0 WLS: L BF: 35 H: 5 R: 2 ER: 1 SO: 1 BB: 5 IBB: 0 HBP: 1 BLK: 0 WP: 0 HR: 0 S: 31 P: 52 ERA: 1.12 WHIP: 1.250																			



Batter	1	2	3	4	5	6	7	8	9	AB	R	H	RBI	BB	SO	LOB	TOP					
Frank Taveras, R OBP: 0.289, SLG: 0.272										4	1	1	0	2	0	1						
Rennie Stennett, R OBP: 0.276, SLG: 0.333										4	3	3	1	0	0	2						
Al Oliver, L OBP: 0.363, SLG: 0.528										4	1	2	1	0	1	1						
Willie Stargell, L OBP: 0.379, SLG: 0.513										5	1	3	4	0	1	1						
Dave Parker, L OBP: 0.295, SLG: 0.473										5	0	0	0	0	1	5						
Richie Ziek, R OBP: 0.338, SLG: 0.471										5	1	1	0	0	1	3						
Richie Hebner, L OBP: 0.287, SLG: 0.285										4	1	2	3	1	1	0						
Manny Sanguillen, R OBP: 0.317, SLG: 0.341										5	0	2	0	0	0	2						
Bruce Kison, R OBP: 0.240, SLG: 0.250										4	1	1	0	0	1	2						
Inning Stats	R: 4 E: 0 K: 1 S: 9	H: 4 LOB: 1 BB: 1 P: 13	R: 1 E: 0 K: 1 S: 7	H: 2 LOB: 1 BB: 0 P: 7	R: 2 E: 0 K: 0 S: 6	H: 3 LOB: 2 BB: 1 P: 10	R: 0 E: 0 K: 1 S: 5	H: 0 LOB: 0 BB: 0 P: 5	R: 0 E: 0 K: 1 S: 5	H: 0 LOB: 0 BB: 0 P: 5	R: 1 E: 0 K: 0 S: 6	H: 3 LOB: 2 BB: 0 P: 6	R: 0 E: 0 K: 0 S: 3	H: 0 LOB: 1 BB: 1 P: 7	R: 1 E: 0 K: 1 S: 7	H: 2 LOB: 2 BB: 0 P: 8	R: 0 E: 0 K: 1 S: 6	H: 1 LOB: 1 BB: 0 P: 6	1B: 12 2B: 2 3B: 0 HR: 1	SF: 0 SAC: 2 DP: 0 HBP: 1	WP: 0 PB: 0 SB: 3 CS: 0	PA: 46
PITCHER	IP WLS BF H R ER SO BB IBB HBP BLK WP HR S P ERA WHIP																					
Don Carrithers, R ERA: 4.74	(1, 1) 2.1 L 17 9 7 7 2 1 0 0 0 0 0 1 20 24 27.00 4.286																					
Chip Lang, R ERA: 3.86	(3, 1) 2.2 9 0 0 0 2 1 0 0 0 0 0 0 12 16 0.00 0.375																					
Fred Scherman, L ERA: 4.58	(6, 1) 3.0 16 5 2 2 1 1 0 1 0 0 0 0 16 21 6.00 2.000																					
Wayne Granger, R ERA: 3.66	(9, 1) 1.0 4 1 0 0 1 0 0 0 0 0 0 0 6 6 0.00 1.000																					
Batter	1	2	3	4	5	6	7	8	9	AB	R	H	RBI	BB	SO	LOB	BOTTOM					
Pepe Manguat, R OBP: 0.411, SLG: 0.401										3	1	0	0	1	1	0						
Jim Dwyer, L OBP: 0.311, SLG: 0.282										4	0	0	0	0	1	3						
Mike Jorgensen, L OBP: 0.332, SLG: 0.355										4	0	0	0	0	1	3						
Jose Morales, R OBP: 0.318, SLG: 0.508										4	0	1	1	0	1	2						
Pete Mackanin, R OBP: 0.266, SLG: 0.365										4	0	1	0	0	1	1						
Tim Foli, R OBP: 0.277, SLG: 0.393										4	1	2	0	0	0	1						
Pat Scanlon, L OBP: 0.227, SLG: 0.381										4	0	2	1	0	0	1						
Barry Foote, R OBP: 0.269, SLG: 0.358										2	0	0	0	0	0	1						
Larry Parrish, R OBP: 0.262, SLG: 0.303										2	0	0	0	0	1	3						
Don Carrithers, R OBP: 0.263, SLG: 0.063	(1, 1) 0.0 0 0 0 0 0 0 0 0 0 0 0 0 0 0 0 0 0 0																					
Chip Lang, R OBP: 0.296, SLG: 0.333	(3, 1) 0.0 0 0 0 0 0 0 0 0 0 0 0 0 0 0 0 0 0 0																					
Jerry White, S OBP: 0.299, SLG: 0.333	(5, PH) 0.0 0 0 0 0 0 0 0 0 0 0 0 0 0 0 0 0 0 0																					
Fred Scherman, L OBP: 0.299, SLG: 0.329	(6, PH) 0.0 0 0 0 0 0 0 0 0 0 0 0 0 0 0 0 0 0 0																					
Jim Lytle, L OBP: 0.296, SLG: 0.479	(8, PH) 0.0 0 0 0 0 0 0 0 0 0 0 0 0 0 0 0 0 0 0																					
Wayne Granger, R OBP: 0.288, SLG: 0.306	(9, PH) 0.0 0 0 0 0 0 0 0 0 0 0 0 0 0 0 0 0 0 0																					
Bombito Rivera, R OBP: 0.288, SLG: 0.306	(9, PH) 0.0 0 0 0 0 0 0 0 0 0 0 0 0 0 0 0 0 0 0																					
Inning Stats	R: 0 E: 0 K: 0 S: 3	H: 0 LOB: 0 BB: 0 P: 3	R: 0 E: 0 K: 1 S: 5	H: 0 LOB: 0 BB: 0 P: 5	R: 0 E: 0 K: 0 S: 3	H: 0 LOB: 0 BB: 0 P: 3	R: 1 E: 1 K: 0 S: 5	H: 1 LOB: 1 BB: 0 P: 5	R: 0 E: 0 K: 0 S: 4	H: 1 LOB: 1 BB: 0 P: 4	R: 0 E: 0 K: 2 S: 7	H: 0 LOB: 0 BB: 0 P: 7	R: 1 E: 0 K: 1 S: 7	H: 2 LOB: 1 BB: 0 P: 7	R: 0 E: 0 K: 1 S: 6	H: 1 LOB: 2 BB: 1 P: 10	R: 0 E: 0 K: 1 S: 7	H: 2 LOB: 2 BB: 0 P: 7	1B: 6 2B: 1 3B: 0 HR: 0	SF: 0 SAC: 0 DP: 0 HBP: 0	WP: 0 PB: 0 SB: 0 CS: 0	PA: 36
PITCHER	IP WLS BF H R ER SO BB IBB HBP BLK WP HR S P ERA WHIP																					
Bruce Kison, R ERA: 2.93	(1, 1) 9.0 W 36 7 2 1 6 1 0 0 0 0 0 0 47 51 1.00 0.889																					
<div style="display: flex; justify-content: space-between;"> <div> <p>Pittsburgh Pirates @ Montreal Expos Jarry Park, Montreal, QB Fri Jun 25 1976, 7:05 PM EDT Att. 6,581 - Unknown - 73 F</p> </div> <div> <p>Pittsburgh Pirates @ Montreal Expos Jarry Park, Montreal, QB Fri Jun 25 1976, 7:05 PM EDT Att. 6,581 - Unknown - 73 F</p> </div> <div> <p></p> </div> </div>																						

Batter	1	2	3	4	5	6	7	8	9	AB	R	H	RBI	BB	SO	LOB	TOP					
Frank Taveras, R OBP: 0.291, SLG: 0.272										4	1	1	0	1	1	4	Pittsburgh Pirates @ Montreal Expos Jarry Park, Montreal, QB Sat Jun 26 1976, 7:05 PM EDT Att: 10,445 - Unknown - 68 F					
Rennie Stennett, R OBP: 0.275, SLG: 0.331										5	0	1	0	0	1	5						
Al Oliver, L OBP: 0.372, SLG: 0.534										3	2	2	1	2	0	0						
Willie Stargell, L OBP: 0.376, SLG: 0.503										4	1	0	0	1	2	3						
Richie Zisk, R OBP: 0.340, SLG: 0.470										5	0	2	2	0	1	0						
Bill Robinson, R OBP: 0.341, SLG: 0.574										5	0	0	0	0	4	3						
Manny Sanguillen, R OBP: 0.317, SLG: 0.347										5	2	3	1	0	1	1						
Tommy Helms, R OBP: 0.350, SLG: 0.486										3	0	0	0	2	1	3						
Jerry Reuss, L OBP: 0.395, SLG: 0.394										2	1	2	1	1	0	0						
Kent Tekulve, R OBP: 0.299, SLG: 0.476										0	0	0	0	0	0	0						
Dave Parker, L OBP: 0.299, SLG: 0.476										1	0	1	1	0	0	0						
Larry Demery, R OBP: 0.273, SLG: 0.111										1	0	0	0	0	1	0						
Inning Stats	R: 3 E: 0 K: 2 S: 10	H: 3 LOB: 2 BB: 2 P: 18	R: 1 E: 1 K: 2 S: 9	H: 3 LOB: 1 BB: 0 P: 9	R: 0 E: 0 K: 3 S: 10	H: 1 LOB: 1 BB: 0 P: 10	R: 0 E: 0 K: 0 S: 3	H: 0 LOB: 2 BB: 2 P: 11	R: 1 E: 0 K: 1 S: 7	H: 2 LOB: 2 BB: 1 P: 11	R: 0 E: 0 K: 1 S: 5	H: 0 LOB: 0 BB: 0 P: 5	R: 1 E: 0 K: 1 S: 7	H: 2 LOB: 3 BB: 2 P: 15	R: 1 E: 2 K: 1 S: 6	H: 1 LOB: 0 BB: 0 P: 6	R: 0 E: 0 K: 1 S: 5	H: 0 LOB: 0 BB: 0 P: 5	1B: 11 2B: 1 3B: 0 HR: 0	SF: 0 SAC: 0 DP: 0 HBP: 0	WP: 0 PB: 0 SB: 2 CS: 0	PA: 45
PITCHER	IP WLS BF H R ER SO BB IBB HBP BLK WP HR S P ERA WHIP																					
Dan Warthen, L ERA: 5.98	(1, 1) 0.2 7 3 3 3 2 2 0 0 0 0 0 0 9 10 17 40.50 7.500																					
Steve Dunning, R ERA: 4.45	(1, 1) 1.1 6 3 1 0 2 0 0 0 0 0 0 0 10 10 17 0.00 2.250																					
Clay Kirby, R ERA: 4.75	(3, 1) 4.2 24 5 2 2 6 5 0 0 0 0 0 0 31 51 3.86 2.143																					
Dale Murray, R ERA: 3.14	(7, 1) 1.1 L 5 1 1 0 1 0 0 0 0 0 0 0 7 7 0.00 0.750																					
Chip Lang, R ERA: 3.63	(9, 1) 1.0 3 0 0 0 1 0 0 0 0 0 0 0 5 5 0.00 0.000																					
Batter	1	2	3	4	5	6	7	8	9	AB	R	H	RBI	BB	SO	LOB	BOTTOM					
Pepe Manguat, R OBP: 0.406, SLG: 0.391										4	0	0	1	1	0	4	Pittsburgh Pirates @ Montreal Expos Jarry Park, Montreal, QB Sat Jun 26 1976, 7:05 PM EDT Att: 10,445 - Unknown - 68 F					
Tim Foli, R OBP: 0.275, SLG: 0.388										5	0	1	0	0	0	1						
Gary Roenicke, R OBP: 0.282, SLG: 0.409										3	0	0	0	0	0	1						
Jim Lyttle, L OBP: 0.346, SLG: 0.500										2	0	1	0	0	0	2						
Jose Morales, R OBP: 0.329, SLG: 0.507										4	1	2	0	0	0	1						
Jerry White, S OBP: 0.303, SLG: 0.330										1	1	0	0	0	1	1						
Pete Mackanin, R OBP: 0.266, SLG: 0.363										4	1	1	0	0	0	1						
Barry Foote, R OBP: 0.273, SLG: 0.362										4	1	1	1	1	0	2						
Bombo Rivera, R OBP: 0.309, SLG: 0.385										3	1	2	4	0	0	0						
Mike Jorgensen, L OBP: 0.335, SLG: 0.355										0	0	0	0	1	0	0						
Larry Parrish, R OBP: 0.261, SLG: 0.302										4	1	1	0	0	0	4						
Dan Warthen, S ERA: 4.19	(1, 1) 5.2 29 6 5 5 0 3 0 0 0 0 0 0 26 38 7.94 1.588																					
Steve Dunning, R ERA: 2.97	(2, PH) 0.1 1 0 0 0 0 0 0 0 0 0 0 0 1 1 0.00 0.000																					
Clay Kirby, R ERA: 4.75	(3, 1) 4.2 24 5 2 2 6 5 0 0 0 0 0 0 31 51 3.86 2.143																					
Dale Murray, R ERA: 3.14	(7, 1) 1.1 W 12 3 1 1 1 0 1 0 0 0 0 0 13 17 3.00 1.000																					
Chip Lang, R ERA: 3.63	(9, 1) 1.0 3 0 0 0 1 0 0 0 0 0 0 0 5 5 0.00 0.000																					
Inning Stats	R: 0 E: 0 K: 0 S: 3	H: 0 LOB: 1 BB: 1 P: 7	R: 0 E: 0 K: 0 S: 5	H: 1 LOB: 3 BB: 1 P: 9	R: 4 E: 0 K: 0 S: 6	H: 3 LOB: 0 BB: 1 P: 10	R: 0 E: 0 K: 0 S: 3	H: 0 LOB: 0 BB: 0 P: 3	R: 0 E: 0 K: 0 S: 4	H: 0 LOB: 1 BB: 0 P: 4	R: 1 E: 0 K: 0 S: 6	H: 2 LOB: 2 BB: 0 P: 6	R: 1 E: 0 K: 0 S: 4	H: 2 LOB: 2 BB: 1 P: 8	R: 0 E: 0 K: 0 S: 3	H: 0 LOB: 0 BB: 0 P: 3	R: 0 E: 0 K: 1 S: 6	H: 1 LOB: 1 BB: 0 P: 6	1B: 6 2B: 2 3B: 0 HR: 1	SF: 0 SAC: 2 DP: 1 HBP: 0	WP: 0 PB: 0 SB: 1 CS: 0	PA: 42
PITCHER	IP WLS BF H R ER SO BB IBB HBP BLK WP HR S P ERA WHIP																					

Batter	1	2	3	4	5	6	7	8	9	AB	R	H	RBI	BB	SO	LOB	TOP																					
Frank Taveras, R OBP: 0.289, SLG: 0.266 (1, 6)	0-3 K2-3	4-0 FC6-4 BB		0-0 FC6-4			0-0 1-3	0-0 6-3		4	0	0	0	1	1	1																						
Rennie Stennett, R OBP: 0.273, SLG: 0.326 (1, 4)	0-0 F8	0-0 FC6-4			0-0 6-3		1-0 2B HBP		0-0 G3	4	1	0	0	0	0	3																						
Al Oliver, L OBP: 0.376, SLG: 0.552 (1, 8)	0-0 E 1B		0-3 K		0-0 HR		0-0 2B 2B		0-0 E4 L5-3	5	2	3	2	0	1	0																						
Willie Stargell, L OBP: 0.368, SLG: 0.490 (1, 3)	0-0 E4 1-2		0-3 K		0-0 4-3		0-0 F7		0-0 L5-3	5	0	0	0	0	1	3																						
Richie Zisk, R OBP: 0.342, SLG: 0.472 (1, 7)	0-0 4-3		0-0 2B		0-0 F8		4-0 2B BB			3	0	1	0	1	0	2																						
Bill Robinson, R OBP: 0.345, SLG: 0.578 (1, 9)		0-0 5-3	0-3 K			0-0 1B	0-0 2B			4	0	2	1	0	1	1																						
Manny Sanguillen, R OBP: 0.320, SLG: 0.347 (1, 2)		0-0 1B 1B		1-0 FC6-4 HBP		0-0 F8	0-0 4-3			3	0	1	0	0	0	3																						
Tommy Helms, R OBP: 0.349, SLG: 0.474 (8, PH)		0-0 SH1-3 1B		0-0 F4		0-0 F8		0-0 4-3		3	0	1	0	0	0	2																						
Richie Hebner, L OBP: 0.286, SLG: 0.284 (8, 5)		0-0 SH1-3 1B		0-0 F4		0-0 F9		0-0 4-3		1	0	0	0	0	0	1																						
Doc Medich, R OBP: 0.179, SLG: 0.080 (6, PH)		0-0 SH1-3		0-0 F4						1	0	0	0	0	0	1																						
Ed Kirkpatrick, L OBP: 0.310, SLG: 0.229 (6, PH)										1	0	0	0	0	0	1																						
Kent Tekulve, R OBP: 0.297, SLG: 0.473 (8, PH)										0	0	0	0	0	0	0																						
Dave Parker, L OBP: 0.297, SLG: 0.473 (8, PH)										1	0	0	0	0	0	0																						
Bob Moose, R OBP: 0.600, SLG: 1.600 (8, 1)										0	0	0	0	0	0	0																						
Inning Stats	R: 0 E: 1 K: 1 S: 7	H: 1 LOB: 2 BB: 0 P: 7	R: 0 E: 0 K: 0 S: 5	H: 2 LOB: 3 BB: 1 P: 9	R: 0 E: 0 K: 3 S: 10	H: 1 LOB: 1 BB: 0 P: 10	R: 0 E: 0 K: 0 S: 3	H: 0 LOB: 1 BB: 0 P: 4	R: 1 E: 0 K: 0 S: 4	H: 1 LOB: 0 BB: 0 P: 4	R: 0 E: 0 K: 0 S: 4	H: 1 LOB: 1 BB: 0 P: 4	R: 2 E: 0 K: 0 S: 5	H: 2 LOB: 2 BB: 1 P: 10	R: 0 E: 0 K: 0 S: 3	H: 0 LOB: 0 BB: 0 P: 3	R: 0 E: 1 K: 0 S: 3	H: 0 LOB: 0 BB: 0 P: 3	1B: 4 2B: 4 3B: 0 HR: 1	SF: 0 SAC: 1 DP: 1 HBP: 2	WP: 0 PB: 0 SB: 2 CS: 0	PA: 40																
PITCHER	IP	WLS	BF	H	R	ER	SO	BB	IBB	HBP	BLK	WP	HR	S	P	ERA	WHIP	PITCHER				IP	WLS	BF	H	R	ER	SO	BB	IBB	HBP	BLK	WP	HR	S	P	ERA	WHIP
Woodie Fryman, L ERA: 3.63 (1, 1)	6.2	W	32	7	3	3	4	2	0	2	0	0	1	36	46	4.05	1.350																					
Dale Murray, R ERA: 3.0 (7, 1)	2.1	S	8	1	0	0	0	0	0	0	0	0	0	8	8	0.00	0.429																					

Pittsburgh Pirates @ Montreal Expos
 Jarry Park, Montreal, QB
 Sun Jun 27 1976, 7:05 PM EDT
 Att: 12,824 - Unknown - 64 F

AB 35
 R 3
 H 8
 RBI 3
 BB 2
 SO 4
 LOB 17



Batter	1	2	3	4	5	6	7	8	9	AB	R	H	RBI	BB	SO	LOB	BOTTOM																					
Pepe Manguat, R OBP: 0.403, SLG: 0.384 (1, 8)	0-3 K		4-0 E BB		0-0 E4 1B		0-3 K			3	1	0	0	1	2	1																						
Barry Foote, R OBP: 0.273, SLG: 0.362 (8, 2)					0-0 2-3 E4 1B					0	0	0	0	0	0	0																						
Tim Foli, R OBP: 0.279, SLG: 0.395 (1, 6)	0-3 K		0-0 E3 1B 2B		0-0 FC6-4 1B		0-0 F6			4	1	2	3	0	1	0																						
Jim Lyttle, L OBP: 0.339, SLG: 0.481 (1, 7)	0-0 F8		0-0 1B		0-0 K		0-0 6-3			4	0	1	1	0	1	2																						
Jose Morales, R OBP: 0.315, SLG: 0.486 (1, 2)		0-0 F4	0-0 4-3		0-0 FC6-4		0-0 E6			3	0	0	0	0	0	3																						
Jerry White, S OBP: 0.301, SLG: 0.328 (8, 8)					0-0 1-2 FC6-4		0-0 E6			1	0	0	0	0	0	0																						
Pete Mackanin, R OBP: 0.262, SLG: 0.357 (1, 4)		0-0 F7		0-0 4-3		0-0 F7		0-0 F6		4	0	0	0	0	0	1																						
Pepe Frias, R OBP: 0.306, SLG: 0.281 (9, 4)								0-0 F6		0	0	0	0	0	0	0																						
Mike Jorgensen, L OBP: 0.330, SLG: 0.349 (1, 3)		0-0 G3		0-0 G3		0-0 3-1				3	0	0	0	0	0	0																						
Gary Roenicke, R OBP: 0.270, SLG: 0.391 (1, 9)			0-0 5-3	0-0 1-3		0-3 K				3	0	0	0	0	1	0																						
Larry Parrish, R OBP: 0.267, SLG: 0.303 (1, 5)			0-0 SH1-4 E 1B		4-0 E SH3-4 1B BB		0-3 K			2	2	1	0	1	1	0																						
Woodie Fryman, R OBP: 0.069, SLG: 0.069 (1, 1)			0-0 SH1-4		0-0 SH3-4		0-3 K			0	0	0	0	0	0	0																						
Dale Murray, R ERA: 1.78 (7, 1)					0-0 1-2 SH3-4		0-3 K			1	0	0	0	0	1	0																						
Inning Stats	R: 0 E: 0 K: 2 S: 7	H: 0 LOB: 0 BB: 0 P: 7	R: 0 E: 0 K: 0 S: 3	H: 0 LOB: 0 BB: 0 P: 3	R: 3 E: 1 K: 0 S: 6	H: 3 LOB: 1 BB: 1 P: 10	R: 0 E: 0 K: 0 S: 3	H: 0 LOB: 0 BB: 0 P: 3	R: 1 E: 1 K: 1 S: 7	H: 1 LOB: 2 BB: 1 P: 11	R: 0 E: 0 K: 1 S: 5	H: 0 LOB: 0 BB: 0 P: 5	R: 0 E: 0 K: 3 S: 9	H: 0 LOB: 0 BB: 0 P: 9	R: 0 E: 1 K: 0 S: 4	H: 0 LOB: 1 BB: 0 P: 4	1B: 3 2B: 1 3B: 0 HR: 0	SF: 0 SAC: 2 DP: 0 HBP: 0	WP: 0 PB: 0 SB: 0 CS: 0	PA: 32																		
PITCHER	IP	WLS	BF	H	R	ER	SO	BB	IBB	HBP	BLK	WP	HR	S	P	ERA	WHIP	PITCHER				IP	WLS	BF	H	R	ER	SO	BB	IBB	HBP	BLK	WP	HR	S	P	ERA	WHIP
Doc Medich, R ERA: 4.14 (1, 1)	5.0	L	22	4	4	4	3	2	0	0	0	0	0	14	14	0.00	0.000																					
Kent Tekulve, R ERA: 2.5 (6, 1)	2.0		6	0	0	0	4	0	0	0	0	0	0	4	4	0.00	0.000																					
Bob Moose, R ERA: 1.78 (8, 1)	1.0		4	0	0	0	0	0	0	0	0	0	0	4	4	0.00	0.000																					

Pittsburgh Pirates @ Montreal Expos
 Jarry Park, Montreal, QB
 Sun Jun 27 1976, 7:05 PM EDT
 Att: 12,824 - Unknown - 64 F

AB 28
 R 4
 H 4
 RBI 4
 BB 2
 SO 7
 LOB 7

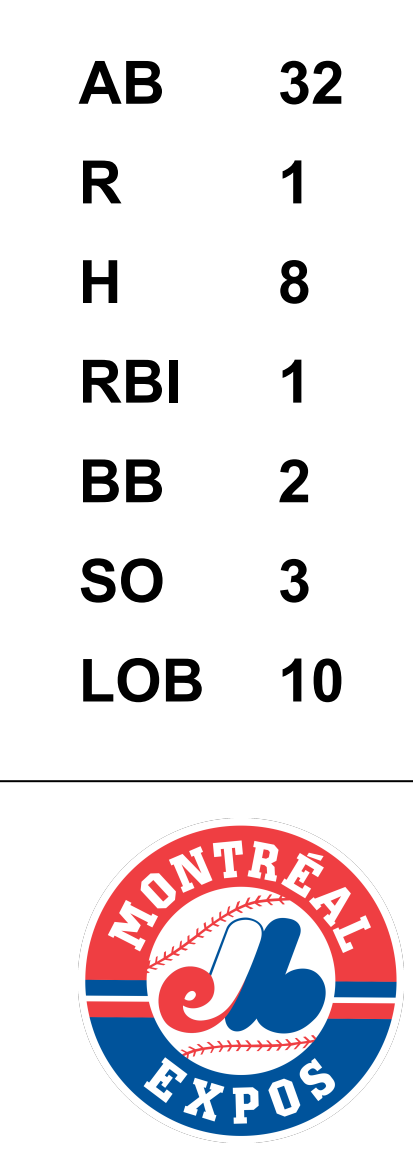



Batter	1	2	3	4	5	6	7	8	9	AB	R	H	RBI	BB	SO	LOB	TOP						
Dave Cash, R OBP: 0.350, SLG: 0.357 (1, 4)										5	0	0	0	0	0	6	Philadelphia Phillies @ Montreal Expos Jarry Park, Montreal, QB Tue Jun 29 1976, 7:05 PM EDT Att: 10,939 - Unknown						
Larry Bowa, S OBP: 0.305, SLG: 0.309 (1, 6)										4	0	2	1	0	0	0							
Mike Schmidt, R OBP: 0.410, SLG: 0.611 (1, 5)										4	0	0	0	0	3	3							
Greg Luzinski, R OBP: 0.356, SLG: 0.492 (1, 7)										4	0	2	0	0	1	0							
Dick Allen, R OBP: 0.365, SLG: 0.521 Tom Hutton, L OBP: 0.377, SLG: 0.311 (1, 3) (9, 3)										4	1	1	0	0	1	3							
Jay Johnstone, L OBP: 0.356, SLG: 0.453 Jerry Martin, R OBP: 0.389, SLG: 0.424 (1, 9) (9, 9)										4	0	1	0	0	0	2							
Garry Maddox, R OBP: 0.370, SLG: 0.473 (1, 8)										3	0	0	0	1	1	2							
Bob Boone, R OBP: 0.409, SLG: 0.452 (1, 2)										3	1	2	1	0	0	1							
Jim Kaat, L OBP: 0.250, SLG: 0.368 Gene Garber, R OBP: 0.500, SLG: 0.250 Tim McCarver, L OBP: 0.460, SLG: 0.449 Ron Reed, R OBP: 0.250, SLG: 0.333 (1, 1) (8, 1) (9, PH) (9, 1)										3	0	1	0	0	0	2							
Inning Stats	R: 0 E: 0 K: 1 S: 5	H: 0 LOB: 0 BB: 0 P: 5	R: 0 E: 0 K: 1 S: 5	H: 0 LOB: 0 BB: 0 P: 5	R: 1 E: 0 K: 1 S: 8	H: 3 LOB: 2 BB: 0 P: 8	R: 0 E: 0 K: 0 S: 3	H: 1 LOB: 0 BB: 0 P: 3	R: 0 E: 0 K: 0 S: 3	H: 2 LOB: 1 BB: 1 P: 7	R: 0 E: 0 K: 1 S: 6	H: 1 LOB: 1 BB: 0 P: 6	R: 0 E: 0 K: 1 S: 5	H: 0 LOB: 0 BB: 0 P: 5	R: 1 E: 1 K: 0 S: 6	H: 2 LOB: 2 BB: 0 P: 6		1B: 6 2B: 3 3B: 0 HR: 0	SF: 0 SAC: 1 DP: 1 HBP: 0	WP: 0 PB: 0 SB: 0 CS: 0	PA: 37		
PITCHER	IP WLS BF H R ER SO BB IBB HBP BLK WP HR S P ERA WHIP	8.0 L 31 7 1 1 6 1 0 0 0 0 0 0 42 46 1.12 1.000	1.0 L 6 2 1 1 0 0 0 0 0 0 0 0 6 6 9.00 2.000																				


AB	35
R	2
H	9
RBI	2
BB	1
SO	6
LOB	21



Batter	1	2	3	4	5	6	7	8	9	AB	R	H	RBI	BB	SO	LOB	BOTTOM					
Pepe Manguat, R OBP: 0.407, SLG: 0.382 (1, 8)										3	0	1	0	1	0	0	Philadelphia Phillies @ Montreal Expos Jarry Park, Montreal, QB Tue Jun 29 1976, 7:05 PM EDT Att: 10,939 - Unknown					
Tim Foli, R OBP: 0.274, SLG: 0.385 (1, 6)										4	0	1	0	0	0	1						
Pete Mackanin, R OBP: 0.265, SLG: 0.370 (1, 4)										4	0	1	0	0	1	2						
Jose Morales, R OBP: 0.321, SLG: 0.475 (1, 3)										4	0	1	0	0	0	2						
Barry Foote, R OBP: 0.266, SLG: 0.369 (1, 2)										4	1	1	1	0	0	1						
Bombo Rivera, R OBP: 0.323, SLG: 0.368 Pat Scanlon, L OBP: 0.261, SLG: 0.409 Jerry White, S OBP: 0.299, SLG: 0.326 (1, 7) (9, PH) (9, PR)										2	0	0	0	1	0	0						
Gary Roenicke, R OBP: 0.256, SLG: 0.364 (1, 9)										4	0	1	0	0	2	3						
Larry Parrish, R OBP: 0.269, SLG: 0.314 (1, 5)										3	0	1	0	0	0	1						
Don Stanhouse, R OBP: 0.471, SLG: 0.429 Jim Lyttle, L OBP: 0.333, SLG: 0.473 Dale Murray, R ERA: 2.86 (1, 1) (8, PH) (9, 1)										2	0	0	0	0	0	0						
Inning Stats	R: 0 E: 0 K: 0 S: 4	H: 2 LOB: 1 BB: 0 P: 4	R: 0 E: 0 K: 0 S: 4	H: 1 LOB: 1 BB: 0 P: 4	R: 0 E: 0 K: 0 S: 3	H: 0 LOB: 0 BB: 0 P: 3	R: 0 E: 0 K: 1 S: 6	H: 1 LOB: 2 BB: 1 P: 10	R: 0 E: 0 K: 0 S: 3	H: 0 LOB: 0 BB: 0 P: 3	R: 1 E: 0 K: 0 S: 4	H: 2 LOB: 1 BB: 0 P: 4	R: 0 E: 1 K: 1 S: 5	H: 1 LOB: 2 BB: 1 P: 9	R: 0 E: 0 K: 1 S: 6	H: 1 LOB: 1 BB: 0 P: 6		1B: 6 2B: 1 3B: 1 HR: 1	SF: 0 SAC: 0 DP: 2 HBP: 0	WP: 0 PB: 0 SB: 0 CS: 0	PA: 34	
PITCHER	IP WLS BF H R ER SO BB IBB HBP BLK WP HR S P ERA WHIP	7.0 W 26 6 1 0 1 1 0 0 0 0 0 5 9 0.00 2.000	1.0 S 4 1 0 0 1 0 0 0 0 0 0 6 6 0.00 1.000																			



Batter	1	2	3	4	5	6	7	8	9	AB	R	H	RBI	BB	SO	LOB	TOP			
Pepe Mangual, R OBP: 0.389, SLG: 0.374 (1, 8)										5	0	1	0	0	1	0	Montreal Expos @ St. Louis Cardinals Busch Stadium, St. Louis, MO Sat Jul 03 1976, 7:05 PM CDT Att: 12,659 - Unknown 			
Tim Foli, R OBP: 0.277, SLG: 0.393 Jose Morales, R OBP: 0.321, SLG: 0.475 (1, 6) (8, 2)										4	0	2	0	0	0	1				
Pete Mackanin, R OBP: 0.257, SLG: 0.358 (1, 4)										4	0	0	0	0	0	3				
Jim Lyttle, L OBP: 0.338, SLG: 0.452 (1, 9)										4	0	1	0	0	3	3				
Mike Jorgensen, L OBP: 0.327, SLG: 0.345 (1, 7)										4	0	2	0	0	1	0				
Barry Foote, R OBP: 0.286, SLG: 0.359 Pepe Frias, R OBP: 0.306, SLG: 0.281 (8, PR) (8, 6)										3	0	0	0	1	0	1				
Andre Thornton, R OBP: 0.323, SLG: 0.378 (1, 3)										4	0	1	0	0	0	4				
Larry Parrish, R OBP: 0.281, SLG: 0.313 (1, 5)										1	0	0	0	3	0	0				
Steve Rogers, R OBP: 0.141, SLG: 0.143 (4, PH) Jim Dwyer, L OBP: 0.207, SLG: 0.272 (4, 1) Dan Warthen, S OBP: 0.298, SLG: 0.334 (7, PH) Fred Scherman, L OBP: 0.250, SLG: 0.250 (7, 1) Steve Dunning, R OBP: 0.371, SLG: 0.382 (9, PH)										1	0	0	0	0	0	2				
Inning Stats	R: 0 E: 0 K: 1 S: 6	H: 1 LOB: 1 BB: 0 P: 6	R: 0 E: 1 K: 0 S: 4	H: 0 LOB: 1 BB: 1 P: 8	R: 0 E: 0 K: 2 S: 8	H: 1 LOB: 1 BB: 0 P: 8	R: 0 E: 0 K: 0 S: 4	H: 2 LOB: 2 BB: 1 P: 8	R: 0 E: 0 K: 1 S: 5	H: 0 LOB: 0 BB: 0 P: 5	R: 0 E: 0 K: 0 S: 2	H: 0 LOB: 0 BB: 1 P: 6	R: 0 E: 0 K: 0 S: 5	H: 2 LOB: 3 BB: 1 P: 9	R: 0 E: 0 K: 1 S: 5	H: 0 LOB: 0 BB: 0 P: 5		1B: 5 2B: 2 3B: 0 HR: 0	SF: 0 SAC: 0 DP: 2 HBP: 0	WP: 0 PB: 0 SB: 1 CS: 0
PITCHER John Denny, R ERA: 3.4 (1, 1)	IP: 9.0 WLS: W BF: 37 H: 7 R: 0 ER: 0 SO: 6 BB: 4 IBB: 0 HBP: 0 BLK: 0 WP: 0 HR: 0 S: 45 P: 61 ERA: 0.00 WHIP: 1.222															PITCHER John Denny, R ERA: 3.4 (1, 1)	IP: 9.0 WLS: W BF: 37 H: 7 R: 0 ER: 0 SO: 6 BB: 4 IBB: 0 HBP: 0 BLK: 0 WP: 0 HR: 0 S: 45 P: 61 ERA: 0.00 WHIP: 1.222			

Batter	1	2	3	4	5	6	7	8	9	AB	R	H	RBI	BB	SO	LOB	BOTTOM	
Jerry Mumphrey, S OBP: 0.337, SLG: 0.387 (1, 8)										5	1	2	0	0	0	3	Montreal Expos @ St. Louis Cardinals Busch Stadium, St. Louis, MO Sat Jul 03 1976, 7:05 PM CDT Att: 12,659 - Unknown 	
Don Kessinger, S OBP: 0.316, SLG: 0.326 (1, 6)										4	1	2	1	0	0	0		
Lou Brock, L OBP: 0.310, SLG: 0.363 Vic Harris, S OBP: 0.304, SLG: 0.343 (7, PH) (8, 7)										4	1	2	1	0	1	1		
Ted Simmons, S OBP: 0.347, SLG: 0.364 Keith Hernandez, L OBP: 0.296, SLG: 0.270 (1, 3) (8, 3)										4	2	2	2	0	0	1		
Willie Crawford, L OBP: 0.388, SLG: 0.473 (1, 9)										4	2	3	2	1	0	0		
Joe Ferguson, R OBP: 0.309, SLG: 0.361 (1, 2)										3	1	1	0	2	1	2		
Hector Cruz, R OBP: 0.244, SLG: 0.332 (1, 5)										5	1	0	1	0	2	6		
Mike Tyson, R OBP: 0.313, SLG: 0.416 (1, 4)										3	0	1	1	1	1	2		
John Denny, R OBP: 0.200, SLG: 0.241 (1, 1)										4	0	1	1	0	3	2		
Inning Stats	R: 4 E: 0 K: 3 S: 14	H: 5 LOB: 1 BB: 0 P: 14	R: 0 E: 0 K: 2 S: 8	H: 1 LOB: 1 BB: 0 P: 8	R: 0 E: 0 K: 0 S: 5	H: 2 LOB: 3 BB: 2 P: 13	R: 0 E: 0 K: 0 S: 3	H: 1 LOB: 0 BB: 0 P: 3	R: 0 E: 0 K: 1 S: 5	H: 0 LOB: 0 BB: 1 P: 7	R: 0 E: 0 K: 1 S: 10	H: 4 LOB: 3 BB: 1 P: 15	R: 0 E: 0 K: 1 S: 6	H: 1 LOB: 1 BB: 0 P: 6	1B: 11 2B: 1 3B: 2 HR: 0	SF: 0 SAC: 0 DP: 0 HBP: 1		WP: 0 PB: 0 SB: 0 CS: 1
PITCHER Steve Rogers, R ERA: 4.07 Dan Warthen, L ERA: 5.69 Fred Scherman, L ERA: 5.21 Steve Dunning, R ERA: 4.54	IP: 3.0 WLS: L BF: 19 H: 8 R: 5 ER: 5 SO: 5 BB: 1 IBB: 0 HBP: 0 BLK: 0 WP: 0 HR: 0 S: 27 P: 35 ERA: 15.00 WHIP: 3.000															PITCHER Steve Rogers, R ERA: 4.07 Dan Warthen, L ERA: 5.69 Fred Scherman, L ERA: 5.21 Steve Dunning, R ERA: 4.54	IP: 3.0 WLS: L BF: 19 H: 8 R: 5 ER: 5 SO: 5 BB: 1 IBB: 0 HBP: 0 BLK: 0 WP: 0 HR: 0 S: 27 P: 35 ERA: 15.00 WHIP: 3.000	

Batter	1	2	3	4	5	6	7	8	9	AB	R	H	RBI	BB	SO	LOB	TOP											
Pepe Mangual, R OBP: 0.399, SLG: 0.380 (1, 8)										5	1	2	1	0	0	2												
Tim Foli, R OBP: 0.272, SLG: 0.385 (1, 6)										5	0	0	0	0	0	4												
Pete Mackanin, R OBP: 0.329, SLG: 0.481 (1, 4)										3	0	0	1	1	0	0												
Andre Thornton, R OBP: 0.321, SLG: 0.371 (1, 3)										3	0	0	0	1	0	1												
Barry Foote, R OBP: 0.267, SLG: 0.359 Jose Morales, R OBP: 0.329, SLG: 0.481 (7, 2)										3	1	1	0	0	0	1												
Bombo Rivera, R OBP: 0.303, SLG: 0.344 Jerry White, S OBP: 0.296, SLG: 0.322 (8, PH)										3	0	0	0	0	0	2												
Gary Roenicke, R OBP: 0.287, SLG: 0.370 (1, 9)										4	1	2	0	0	0	0												
Larry Parrish, R OBP: 0.276, SLG: 0.307 (1, 5)										4	0	0	0	0	3	3												
Don Stanhouse, R OBP: 0.476, SLG: 0.444 Dale Murray, R (9, 1)										4	1	2	1	0	0	1												
Inning Stats	R: 1 E: 0 K: 0 S: 4	H: 1 LOB: 0 BB: 0 P: 4	R: 3 E: 1 K: 1 S: 9	H: 4 LOB: 1 BB: 0 P: 9	R: 0 E: 0 K: 0 S: 3	H: 0 LOB: 0 BB: 0 P: 3	R: 0 E: 0 K: 1 S: 5	H: 0 LOB: 0 BB: 0 P: 5	R: 0 E: 0 K: 0 S: 3	H: 0 LOB: 1 BB: 1 P: 7	R: 0 E: 0 K: 0 S: 4	H: 1 LOB: 1 BB: 0 P: 4	R: 0 E: 0 K: 1 S: 6	H: 1 LOB: 2 BB: 1 P: 10	R: 0 E: 1 K: 1 S: 7	H: 1 LOB: 2 BB: 0 P: 7	1B: 7 2B: 1 3B: 0 HR: 0	SF: 0 SAC: 0 DP: 0 HBP: 0	WP: 0 PB: 0 SB: 1 CS: 0	PA: 38								
PITCHER	IP	WLS	BF	H	R	ER	SO	BB	IBB	HBP	BLK	WP	HR	S	P	ERA	WHIP											
Pete Falcone, L ERA: 4.05 Bill Greif, R ERA: 5.4	(1, 1)	6.0	L	24	5	4	3	2	1	0	0	0	0	0	27	31	4.50	1.000										
	(7, 1)	3.0		14	3	0	0	2	1	0	0	0	0	0	17	21	0.00	1.333										

Montreal Expos @ St. Louis Cardinals
 Busch Stadium, St. Louis, MO
 Sun Jul 04 1976, 3:33 AM CDT
 Att: 13,789 - Unknown

AB 36
 R 4
 H 8
 RBI 3
 BB 2
 SO 4
 LOB 16



Batter	1	2	3	4	5	6	7	8	9	AB	R	H	RBI	BB	SO	LOB	BOTTOM											
Jerry Mumphrey, S OBP: 0.341, SLG: 0.388 (1, 8)										5	0	2	0	0	1	1												
Don Kessinger, S OBP: 0.317, SLG: 0.322 Ron Fairly, L OBP: 0.404, SLG: 0.325 Lee Richard, R OBP: 0.114, SLG: 0.061 (9, PR)										3	0	0	0	1	0	3												
Lou Brock, L OBP: 0.312, SLG: 0.359 (1, 7)										3	0	0	0	2	1	1												
Ted Simmons, S OBP: 0.348, SLG: 0.368 (1, 3)										5	0	2	1	0	0	4												
Willie Crawford, L OBP: 0.382, SLG: 0.464 (1, 9)										4	0	0	0	0	0	3												
Joe Ferguson, R OBP: 0.312, SLG: 0.357 (1, 2)										2	0	0	0	2	0	0												
Hector Cruz, R OBP: 0.240, SLG: 0.326 (1, 5)										4	0	0	0	0	3	3												
Mike Tyson, R OBP: 0.313, SLG: 0.414 Bake McBride, L OBP: 0.400, SLG: 0.427 (9, PH)										3	1	1	0	0	0	3												
Pete Falcone, L OBP: 0.143, SLG: 0.077 Keith Hernandez, L OBP: 0.296, SLG: 0.267 Bill Greif, R Vic Harris, S OBP: 0.302, SLG: 0.341 (9, PH)										1	2	1	1	1	0	0												
Inning Stats	R: 0 E: 0 K: 0 S: 3	H: 0 LOB: 0 BB: 0 P: 3	R: 0 E: 0 K: 1 S: 6	H: 1 LOB: 2 BB: 1 P: 10	R: 1 E: 0 K: 0 S: 4	H: 2 LOB: 2 BB: 2 P: 12	R: 2 E: 2 K: 1 S: 8	H: 3 LOB: 1 BB: 0 P: 8	R: 0 E: 0 K: 0 S: 3	H: 0 LOB: 0 BB: 0 P: 3	R: 0 E: 0 K: 1 S: 5	H: 0 LOB: 1 BB: 1 P: 9	R: 0 E: 0 K: 1 S: 5	H: 0 LOB: 1 BB: 1 P: 9	R: 0 E: 0 K: 0 S: 3	H: 0 LOB: 0 BB: 0 P: 3	R: 0 E: 0 K: 1 S: 6	H: 1 LOB: 3 BB: 2 P: 14	1B: 6 2B: 1 3B: 0 HR: 0	SF: 0 SAC: 0 DP: 1 HBP: 0	WP: 0 PB: 0 SB: 1 CS: 0	PA: 40						
PITCHER	IP	WLS	BF	H	R	ER	SO	BB	IBB	HBP	BLK	WP	HR	S	P	ERA	WHIP											
Don Stanhouse, R ERA: 2.18 Dale Murray, R ERA: 3.04	(1, 1)	8.2	W	37	7	3	2	5	0	0	0	0	0	0	42	62	2.08	1.385										
	(9, 1)	0.1	S	3	0	0	0	2	0	0	0	0	0	1	9	0.00	6.000											

Montreal Expos @ St. Louis Cardinals
 Busch Stadium, St. Louis, MO
 Sun Jul 04 1976, 3:33 AM CDT
 Att: 13,789 - Unknown

AB 33
 R 3
 H 7
 RBI 2
 BB 7
 SO 5
 LOB 20



Batter	1	2	3	4	5	6	7	8	9	AB	R	H	RBI	BB	SO	LOB	TOP											
Pete Rose, S OBP: 0.436, SLG: 0.467 Bob Bailey, R OBP: 0.367, SLG: 0.588	4-3		1B SF8	2B		1-2 HR BB	K		FC6-4 BB	2	2	1	1	2	0	0	Cincinnati Reds @ Montreal Expos Jarry Park, Montreal, QB Mon Jul 05 1976, 7:05 PM EDT Att: 14,331 - Unknown											
Ken Griffey, L OBP: 0.403, SLG: 0.457 Ed Armbrister, R OBP: 0.387, SLG: 0.419	G3 BB		1-3 1B SF8	4-3		1-2 HR BB		F6	FC6-4 1-2	3	2	1	1	2	0	1												
Joe Morgan, L OBP: 0.469, SLG: 0.634 Bill Plummer, R OBP: 0.364, SLG: 0.563	G3		1-2 3-H SF8			1-H 2-H 3-H HR		K		3	1	1	5	0	0	1												
George Foster, R OBP: 0.394, SLG: 0.587 Joel Youngblood, R OBP: 0.317, SLG: 0.342	6-3		1-2 3-H 6-3			6-3		1B BB		4	0	0	0	1	0	2												
Dan Driessen, L OBP: 0.373, SLG: 0.366		3-1	2-H 1B			F7		1-3 1B		5	0	3	1	0	0	0												
Johnny Bench, R OBP: 0.352, SLG: 0.422 Dave Concepcion, R OBP: 0.338, SLG: 0.405	K		0-3 F8			F7		F8	K	4	0	0	0	0	1	2												
Cesar Geronimo, L OBP: 0.395, SLG: 0.454		E6 HR		4-6 S 2B BB		4-6 FC4-6 BB BB		L5	F1-3 1B	3	3	1	0	2	0	0												
Doug Flynn, R OBP: 0.326, SLG: 0.349			1-H HR			F9		1-2 BB FC4-6	2B BB	3	2	1	2	2	0	2												
Jack Billingham, R OBP: 0.306, SLG: 0.303			0-3 K			K		1-2 HR FC4-6 BB BB	2B	5	1	1	1	0	2	4												
Inning Stats	R: 0 E: 0 K: 0 S: 3	H: 0 LOB: 1 BB: 1 P: 7	R: 2 E: 1 K: 2 S: 9	H: 1 LOB: 0 BB: 0 P: 9	R: 2 E: 0 K: 0 S: 5	H: 2 LOB: 1 BB: 1 P: 9	R: 1 E: 0 K: 1 S: 6	H: 1 LOB: 1 BB: 1 P: 10	R: 0 E: 0 K: 0 S: 4	H: 1 LOB: 1 BB: 0 P: 4	R: 5 E: 0 K: 0 S: 4	H: 1 LOB: 0 BB: 4 P: 20	R: 1 E: 0 K: 1 S: 6	H: 1 LOB: 1 BB: 1 P: 10	R: 0 E: 0 K: 2 S: 8	H: 1 LOB: 2 BB: 1 P: 12		R: 0 E: 0 K: 0 S: 4	H: 1 LOB: 2 BB: 1 P: 8	1B: 5 2B: 2 3B: 0 HR: 2	SF: 1 SAC: 0 DP: 0 HBP: 0	WP: 0 PB: 0 SB: 2 CS: 0	PA: 47					
PITCHER	IP	WLS	BF	H	R	ER	SO	BB	IBB	HBP	BLK	WP	HR	S	P	ERA		WHIP										
Chip Lang, R ERA: 3.98	3.0	L	15	3	4	2	2	2	0	0	0	0	0	1	17	25		6.00	1.667									
Don Carrithers, R ERA: 4.54	2.0	9	2	1	1	1	1	1	0	0	0	0	0	0	10	14	4.50	1.500										
Dan Warthen, L ERA: 6.1	0.1	4	0	3	3	0	0	3	0	0	0	0	0	1	13	81.00	9.000											
Steve Dunning, R ERA: 4.95	2.2	14	3	3	3	3	3	3	0	0	0	0	1	17	29	10.12	2.250											
Fred Scherman, L ERA: 5.09	1.0	5	1	0	0	0	0	1	0	0	0	0	0	4	8	0.00	2.000											

AB	36
R	11
H	9
RBI	11
BB	10
SO	6
LOB	17



Batter	1	2	3	4	5	6	7	8	9	AB	R	H	RBI	BB	SO	LOB	BOTTOM										
Pepe Manguat, R OBP: 0.401, SLG: 0.380	CS BB		K			K		1B 1B		3	0	1	0	1	2	0	Cincinnati Reds @ Montreal Expos Jarry Park, Montreal, QB Mon Jul 05 1976, 7:05 PM EDT Att: 14,331 - Unknown										
Tim Foli, R OBP: 0.275, SLG: 0.387	4-3		1-2 1B			E5 F3-6-3		1-2 1B FC6-4		4	0	2	0	0	1												
Mike Jorgensen, L OBP: 0.325, SLG: 0.343			F6			F3-6-3		F8		4	0	1	0	0	4												
Jose Morales, R OBP: 0.314, SLG: 0.459	F9				5-3	F6-3		1-2 FC6-4		4	0	0	0	0	3												
Andre Thornton, R OBP: 0.325, SLG: 0.393		5-3			F6-3 1B			F8		4	1	2	1	0	0	0											
Jim Lytle, L OBP: 0.333, SLG: 0.431		G3			F6-3			F8		3	0	0	0	1	0	1											
Pete Mackanin, R OBP: 0.261, SLG: 0.368						HR		F3		4	1	2	1	0	1	1											
Larry Parrish, R OBP: 0.272, SLG: 0.301		F8			K			K		4	0	0	0	0	2	2											
Chip Lang, R ERA: 3.98						F5		F4-3		0	0	0	0	0	0	0											
Gary Roenicke, R OBP: 0.266, SLG: 0.306										1	0	0	0	0	0	1											
Don Carrithers, R ERA: 4.54										0	0	0	0	0	0	0											
Jerry White, R OBP: 0.265, SLG: 0.363										1	0	0	0	0	0	0											
Dan Warthen, S ERA: 6.1										0	0	0	0	0	0	0											
Steve Dunning, R ERA: 4.95										0	0	0	0	0	0	0											
Jim Dwyer, L OBP: 0.268, SLG: 0.268										1	0	0	0	0	0	0											
Fred Scherman, L ERA: 5.09										0	0	0	0	0	0	0											
Inning Stats	R: 0 E: 0 K: 0 S: 3	H: 1 LOB: 1 BB: 1 P: 7	R: 0 E: 0 K: 0 S: 4	H: 1 LOB: 0 BB: 0 P: 4	R: 0 E: 0 K: 2 S: 8	H: 1 LOB: 1 BB: 0 P: 8	R: 0 E: 0 K: 0 S: 3	H: 1 LOB: 0 BB: 0 P: 3	R: 1 E: 0 K: 2 S: 8	H: 1 LOB: 0 BB: 0 P: 8	R: 0 E: 0 K: 0 S: 5	H: 2 LOB: 2 BB: 0 P: 5	R: 0 E: 0 K: 0 S: 3	H: 0 LOB: 1 BB: 1 P: 7	1B: 6 2B: 1 3B: 0 HR: 2	SF: 0 SAC: 0 DP: 2 HBP: 0	WP: 0 PB: 0 SB: 0 CS: 1	PA: 35									
PITCHER	IP	WLS	BF	H	R	ER	SO	BB	IBB	HBP	BLK	WP	HR	S	P	ERA	WHIP										
Jack Billingham, R ERA: 4.64	9.0	W	35	8	2	2	6	2	0	0	0	0	2	45	53	2.00	1.111										

AB	33
R	2
H	8
RBI	2
BB	2
SO	6
LOB	12



Batter	1	2	3	4	5	6	7	8	9	AB	R	H	RBI	BB	SO	LOB	TOP										
Pete Rose, S OBP: 0.437, SLG: 0.466 Dave Concepcion, R OBP: 0.338, SLG: 0.405	0-0 4-3	0-0 4-3		0-0 1B 1B	0-0 F7		4-0 2B E IBB		0-0 F9 E 1B	5	2	2	0	1	0	5											
Ken Griffey, L OBP: 0.408, SLG: 0.463	4-0 CS BB		0-0 F8	0-0 1B E 1B		0-0 CS 1B	0-0 E 2B		0-0 E4	5	2	3	2	1	0	1											
Joe Morgan, L OBP: 0.473, SLG: 0.636	4-0 1-2 BB		0-0 E8 2B	0-0 E8 1B		0-0 1-2 2B	0-0 E SF8 IBB		0-0 F9	4	2	2	1	2	0	2											
George Foster, R OBP: 0.390, SLG: 0.582	0-3 K		0-0 2B	0-0 F8		0-0 6-3	0-0 E4 FC5-4		0-3 K	6	1	1	2	0	2	6											
Dan Driessen, L OBP: 0.374, SLG: 0.375 Tony Perez, R OBP: 0.331, SLG: 0.440		0-0 L6	0-0 2B		0-0 F7	4-0 FC4-6 BB	0-0 SF8		0-0 F9	3	0	1	2	1	0	0											
Cesar Geronimo, L OBP: 0.395, SLG: 0.462		0-0 SF9 3B	0-3 K		0-0 2B	0-0 FC4-6 1B	0-0 FC5-4			5	1	2	0	0	1	4											
Bill Plummer, R OBP: 0.378, SLG: 0.573		4-0 1B E BB	0-0 F8		0-0 1-3 2B		0-0 SH1-4 2B 1B		0-0 4-3	4	1	2	0	1	0	1											
Doug Flynn, R OBP: 0.329, SLG: 0.344		0-0 SF9		0-0 F6-3	4-0 1-2 3-H IBB		4-0 SH1-4 2B BB		0-0 F6-3	2	1	0	1	2	0	0											
Pedro Borbon, R OBP: 0.400, SLG: 0.400 Rawly Eastwick, R Don Gullett, R OBP: 0.125, SLG: 0.087		0-0 2-3 1B		0-0 G3	0-3 K		0-0 SH1-4		0-0 4-3	2	0	1	0	0	0	0											
Inning Stats	R: 0 E: 0 K: 1 S: 4	H: 0 LOB: 1 BB: 2 P: 12	R: 1 E: 1 K: 0 S: 5	H: 2 LOB: 2 BB: 1 P: 9	R: 2 E: 1 K: 1 S: 8	H: 2 LOB: 1 BB: 0 P: 8	R: 2 E: 1 K: 0 S: 6	H: 3 LOB: 1 BB: 0 P: 6	R: 0 E: 0 K: 1 S: 7	H: 2 LOB: 3 BB: 1 P: 11	R: 0 E: 0 K: 0 S: 4	H: 2 LOB: 2 BB: 1 P: 8	R: 5 E: 1 K: 0 S: 6	H: 2 LOB: 1 BB: 3 P: 18	R: 0 E: 0 K: 0 S: 3	H: 0 LOB: 0 BB: 0 P: 3	R: 0 E: 1 K: 1 S: 7	H: 1 LOB: 2 BB: 0 P: 7	1B: 8 2B: 5 3B: 1 HR: 0	SF: 2 SAC: 1 DP: 0 HBP: 0	WP: 0 PB: 0 SB: 0 CS: 2	PA: 50					
PITCHER	IP	WLS	BF	H	R	ER	SO	BB	IBB	HBP	BLK	WP	HR	S	P	ERA	WHIP										
Clay Kirby, R ERA: 4.91	4.0	L	22	7	5	3	2	3	0	0	0	0	0	23	35	6.75	2.500										
Don Carrithers, R ERA: 4.79	2.1	18	6	5	3	1	2	3	0	0	0	0	0	15	35	11.57	3.429										
Dale Murray, R ERA: 2.95	1.2	5	0	0	0	0	0	0	0	0	0	0	0	5	5	0.00	0.000										
Fred Scherman, L ERA: 4.95	1.0	5	1	0	0	1	0	0	0	0	0	0	0	7	7	0.00	1.000										

Cincinnati Reds @ Montreal Expos
Jarry Park, Montreal, QB
Tue Jul 06 1976, 7:05 PM EDT
Att: 14,026 - Unknown

AB 39
R 10
H 14
RBI 8
BB 8
SO 4
LOB 24



Batter	1	2	3	4	5	6	7	8	9	AB	R	H	RBI	BB	SO	LOB	BOTTOM										
Pepe Manguat, R OBP: 0.401, SLG: 0.374	0-0 F9		4-0 F4-6-3 BB	0-0 F9			0-0 F8	4-0 BB		3	0	0	0	2	0	2											
Jim Dwyer, L OBP: 0.283, SLG: 0.253	0-0 4-3		0-0 F4-6-3		0-0 4-3		0-0 G3	0-0 F7		5	0	0	0	0	0	2											
Mike Jorgensen, L OBP: 0.332, SLG: 0.348	0-3 K			0-0 F7			4-0 BB		4-0 1B BB	3	0	1	0	2	1	0											
Andre Thornton, R OBP: 0.332, SLG: 0.399		0-0 5-3		0-0 3B 1B		0-0 1B	0-3 K		0-0 G6-4-3 1B	5	1	3	0	0	1	1											
Barry Foote, R OBP: 0.276, SLG: 0.377		0-0 1B 1B		0-0 1B 3B		0-0 L7		0-0 1B HR 1B	0-0 F7	5	3	3	1	0	0	4											
Pete Mackanin, R OBP: 0.267, SLG: 0.373		0-0 1B 1B		0-0 2B 1B		0-3 K		0-0 1B HR 1B	0-0 G6-4-3	5	2	3	1	0	1	4											
Larry Parrish, R OBP: 0.279, SLG: 0.323		0-0 F4-6-3 1B		0-0 2B 1B			0-0 F7		0-0 HR	4	1	3	4	0	0	0											
Pepe Frias, R OBP: 0.308, SLG: 0.314 Tim Foli, R OBP: 0.274, SLG: 0.386 Jim Cox, R OBP: 0.226, SLG: 0.241		0-0 F4-6-3		0-0 2B			0-0 L4		0-0 4-3	3	0	1	1	0	0	2											
Clay Kirby, R OBP: 0.154, SLG: 0.167 Jose Morales, R OBP: 0.310, SLG: 0.403 Don Carrithers, R OBP: 0.266, SLG: 0.289 Dale Murray, R OBP: 0.226, SLG: 0.241 Jerry White, S OBP: 0.294, SLG: 0.379 Fred Scherman, L OBP: 0.220, SLG: 0.220			0-3 K	0-0 P4			0-0 4-3		0-0 F8	1	0	0	0	0	1	0											
Inning Stats	R: 0 E: 0 K: 1 S: 5	H: 0 LOB: 0 BB: 0 P: 5	R: 1 E: 0 K: 0 S: 5	H: 3 LOB: 1 BB: 0 P: 5	R: 0 E: 0 K: 1 S: 4	H: 0 LOB: 0 BB: 1 P: 8	R: 3 E: 0 K: 0 S: 8	H: 5 LOB: 2 BB: 0 P: 8	R: 0 E: 0 K: 1 S: 7	H: 2 LOB: 2 BB: 0 P: 7	R: 0 E: 0 K: 0 S: 3	H: 0 LOB: 0 BB: 0 P: 3	R: 0 E: 0 K: 1 S: 5	H: 0 LOB: 1 BB: 1 P: 9	R: 3 E: 0 K: 0 S: 6	H: 3 LOB: 1 BB: 1 P: 10	R: 0 E: 0 K: 0 S: 3	H: 1 LOB: 1 BB: 1 P: 7	1B: 10 2B: 2 3B: 1 HR: 1	SF: 0 SAC: 0 DP: 3 HBP: 0	WP: 0 PB: 0 SB: 0 CS: 0	PA: 42					
PITCHER	IP	WLS	BF	H	R	ER	SO	BB	IBB	HBP	BLK	WP	HR	S	P	ERA	WHIP										
Pedro Borbon, R ERA: 2.81	3.1	17	8	4	4	2	1	0	0	0	0	0	0	20	24	10.80	2.700										
Rawly Eastwick, R ERA: 2.79	4.2	W	21	5	3	3	2	2	0	0	0	0	1	23	31	5.79	1.500										
Don Gullett, L ERA: 2.54	1.0	S	4	1	0	0	0	1	0	0	0	0	0	3	7	0.00	2.000										

Cincinnati Reds @ Montreal Expos
Jarry Park, Montreal, QB
Tue Jul 06 1976, 7:05 PM EDT
Att: 14,026 - Unknown

AB 38
R 7
H 14
RBI 7
BB 4
SO 4
LOB 17



Batter	1	2	3	4	5	6	7	8	9	AB	R	H	RBI	BB	SO	LOB	TOP																			
Pete Rose, S OBP: 0.432, SLG: 0.461 Will McEnaney, L	F7		4-3			3-1		FC6-4		4	0	0	0	0	0	2																				
Ken Griffey, L OBP: 0.406, SLG: 0.460	F8		K					4-3		4	0	1	0	0	1	2																				
Joe Morgan, L OBP: 0.470, SLG: 0.629	P5			P6				F9		4	1	1	0	0	0	1																				
Dan Driessen, L OBP: 0.378, SLG: 0.380		G3		G4-6-3 1B			K			4	1	2	0	0	1	0																				
Cesar Geronimo, L OBP: 0.396, SLG: 0.471		4-3		G4-6-3 1B			WP 1B			4	2	2	2	0	0	1																				
Mike Lum, L OBP: 0.347, SLG: 0.349					4-3			SF7		3	0	2	2	0	0	0																				
Bill Plummer, R Johnny Bench, R OBP: 0.351, SLG: 0.420					K		G5-4-3 1B			3	0	0	0	0	2	2																				
Doug Flynn, R OBP: 0.326, SLG: 0.348					K			F8		4	0	1	0	0	2	0																				
Pat Zachry, R Joe Youngblood, R Santo Alcala, R Ed Armbrister, R Rich Hinton, L Dave Concepcion, R OBP: 0.330, SLG: 0.405			SH					FC6-4 2B		0	0	0	0	0	0	0																				
Inning Stats	R: 0 E: 0 K: 0 S: 3	H: 0 LOB: 0 BB: 0 P: 3	R: 0 E: 0 K: 1 S: 6	H: 1 LOB: 1 BB: 0 P: 6	R: 0 E: 0 K: 1 S: 6	H: 1 LOB: 1 BB: 0 P: 6	R: 0 E: 0 K: 2 S: 7	H: 0 LOB: 0 BB: 0 P: 7	R: 0 E: 0 K: 0 S: 4	H: 1 LOB: 0 BB: 0 P: 4	R: 1 E: 0 K: 1 S: 6	H: 2 LOB: 0 BB: 0 P: 6	R: 0 E: 0 K: 0 S: 4	H: 1 LOB: 1 BB: 0 P: 4	R: 3 E: 0 K: 1 S: 8	H: 3 LOB: 0 BB: 0 P: 8	1B: 7 2B: 2 3B: 1 HR: 0	SF: 1 SAC: 1 DP: 2 HBP: 0	WP: 1 PA: 35 PB: 0 SB: 0 CS: 0																	
PITCHER	IP	WLS	BF	H	R	ER	SO	BB	IBB	HBP	BLK	WP	HR	S	P	ERA	WHIP	PITCHER		IP	WLS	BF	H	R	ER	SO	BB	IBB	HBP	BLK	WP	HR	S	P	ERA	WHIP
Steve Rogers, R ERA: 4.11	8.0	L	32	10	4	4	5	0	0	0	0	1	0	42	42	4.50	1.250																			
Dale Murray, R ERA: 2.89	1.0		3	0	0	0	1	0	0	0	0	0	0	5	5	0.00	0.000																			

Cincinnati Reds @ Montreal Expos
Jarry Park, Montreal, QB
Wed Jul 07 1976, 7:05 PM EDT
Att: 7,105 - Unknown

AB	33
R	4
H	10
RBI	4
BB	0
SO	6
LOB	8




Batter	1	2	3	4	5	6	7	8	9	AB	R	H	RBI	BB	SO	LOB	BOTTOM																			
Pepe Manguat, R OBP: 0.398, SLG: 0.371	F8		F9							4	0	1	0	0	0	1																				
Gary Roenicke, R OBP: 0.253, SLG: 0.349	K			K				K		4	0	0	0	0	3	1																				
Mike Jorgensen, L OBP: 0.335, SLG: 0.367				F2				F8		4	1	2	1	0	0	0																				
Andre Thornton, R Jerry White, S OBP: 0.294, SLG: 0.319				1-3				F8		3	0	0	0	0	0	2																				
Barry Foote, R OBP: 0.270, SLG: 0.369					F5			F7		4	0	0	0	0	0	3																				
Pete Mackanin, R OBP: 0.270, SLG: 0.372		F6-3						6-3		3	1	1	0	1	0	0																				
Larry Parrish, R OBP: 0.279, SLG: 0.330								F8		4	1	1	1	0	1	1																				
Pepe Frias, R Jose Morales, R OBP: 0.307, SLG: 0.448				F6-3				K		3	0	2	1	0	0	0																				
Steve Rogers, R Dale Murray, R OBP: 0.129, SLG: 0.129				K						3	0	0	0	0	3	2																				
Inning Stats	R: 1 E: 0 K: 1 S: 6	H: 1 LOB: 0 BB: 0 P: 6	R: 0 E: 0 K: 1 S: 5	H: 0 LOB: 0 BB: 0 P: 5	R: 0 E: 0 K: 1 S: 5	H: 0 LOB: 0 BB: 0 P: 5	R: 2 E: 0 K: 1 S: 7	H: 2 LOB: 1 BB: 1 P: 11	R: 0 E: 0 K: 0 S: 3	H: 0 LOB: 1 BB: 0 P: 4	R: 0 E: 1 K: 1 S: 6	H: 2 LOB: 1 BB: 0 P: 6	R: 0 E: 0 K: 1 S: 7	H: 2 LOB: 2 BB: 0 P: 7	R: 0 E: 0 K: 1 S: 5	H: 0 LOB: 0 BB: 0 P: 5	1B: 5 2B: 0 3B: 1 HR: 1	SF: 0 SAC: 0 DP: 0 HBP: 1	WP: 0 PA: 35 PB: 0 SB: 1 CS: 1																	
PITCHER	IP	WLS	BF	H	R	ER	SO	BB	IBB	HBP	BLK	WP	HR	S	P	ERA	WHIP	PITCHER		IP	WLS	BF	H	R	ER	SO	BB	IBB	HBP	BLK	WP	HR	S	P	ERA	WHIP
Pat Zachry, R ERA: 2.63	5.0		19	3	3	3	5	1	0	0	1	0	0	28	32	5.40	0.800																			
Santo Alcala, R ERA: 4.92	2.0		8	2	0	0	1	0	0	1	0	0	0	9	10	0.00	1.000																			
Rich Hinton, L ERA: 8.71	1.0	W	5	2	0	0	1	0	0	0	0	0	0	7	7	0.00	2.000																			
Will McEnaney, L ERA: 3.86	1.0	S	3	0	0	0	1	0	0	0	0	0	0	5	5	0.00	0.000																			

Cincinnati Reds @ Montreal Expos
Jarry Park, Montreal, QB
Wed Jul 07 1976, 7:05 PM EDT
Att: 7,105 - Unknown

AB	33
R	3
H	7
RBI	3
BB	1
SO	8
LOB	10



Batter	1	2	3	4	5	6	7	8	9	AB	R	H	RBI	BB	SO	LOB	TOP								
Pepe Mangual, R OBP: 0.407, SLG: 0.369 (1, 8)	4-0 2B WP BB	0-0 F8		4-0 BB		4-2 BB		4-1 BB		1 1	0	0	4	0	1		Montreal Expos @ Houston Astros Astrodome, Houston, TX Thu Jul 08 1976, 8:05 PM EDT Att: 6,598 - Dome								
Tim Foli, R OBP: 0.273, SLG: 0.387 (1, 6)	1-1 WP FC5-2 2B		0-0 F5	0-0 4-3		0-0 6-3		0-0 SF8		4	0	1	1	0	0	3									
Pete Mackanin, R OBP: 0.274, SLG: 0.372 (6, PH)	4-2 FC5-2 BB		0-1 BB		3-1 F9		0-0 1-3	3-H 2-2 4-3		3	0	1	0	1	0	0									
Jim Lytle, L OBP: 0.329, SLG: 0.424 (8, 4)	2-3 3-H 2-2 FC5-2 BB		4-2 1B		0-1 5-3		2-3 K			4	1	1	1	1	1	2									
Pepe Frias, R OBP: 0.333, SLG: 0.342 (8, 4)	1-3 3-H 2-2 FC5-2 BB		4-2 G6-4-3 BB		0-1 5-3		0-0 K			4	1	1	1	1	1	2									
Andre Thornton, R OBP: 0.332, SLG: 0.406 (1, 3)	2-1 3-H 2-2 FC5-2 BB		1-2 BB		0-0 F7		0-0 1B			5	0	1	0	0	0	4									
Barry Foote, R OBP: 0.268, SLG: 0.364 (1, 2)	2-1 F6		1-2 G6-4-3		0-0 F7		0-0 1B			4	1	0	0	1	0	3									
Larry Parrish, R OBP: 0.277, SLG: 0.325 (1, 5)	2-2 F8		0-1 4-3		4-1 HR BB		2-2 F8			4	1	0	0	1	0	3									
Mike Jorgensen, L OBP: 0.336, SLG: 0.361 (1, 9)		1-1 F7		4-0 2B BB		1-3 K		4-2 BB 1B SF8 BB		3	2	0	0	2	1	1	AB 33 R 6 H 8 RBI 5 BB 9 SO 4 LOB 19								
Bombo Rivera, R OBP: 0.329, SLG: 0.431 (1, 7)		2-3 K		1-2 1-H 2B		0-2 1-H HR		0-0 BB 1B		4	1	3	3	0	1	0									
Woodie Fryman, R OBP: 0.088, SLG: 0.088 (1, 1)		0-1 1B		1-3 K		1-2 1-3 K		1-1 F6		3	0	1	0	0	1	1									
Dale Murray, R (7, 1)										0	0	0	0	0	0	0									
Jose Morales, R OBP: 0.303, SLG: 0.443 (8, PH)										1	0	0	0	0	0	2									
Steve Dunning, R (8, 1)										0	0	0	0	0	0	0									
Inning Stats	R: 1 E: 0 K: 0 S: 13	H: 1 LOB: 2 BB: 2 P: 28	R: 0 E: 0 K: 1 S: 10	H: 1 LOB: 0 BB: 0 P: 13	R: 0 E: 0 K: 0 S: 8	H: 1 LOB: 1 BB: 1 P: 13	R: 1 E: 0 K: 1 S: 9	H: 1 LOB: 2 BB: 2 P: 19	R: 0 E: 0 K: 0 S: 5	H: 0 LOB: 0 BB: 0 P: 8	R: 2 E: 0 K: 1 S: 15	H: 1 LOB: 1 BB: 2 P: 25	R: 0 E: 0 K: 1 S: 10	H: 1 LOB: 0 BB: 0 P: 14	R: 1 E: 0 K: 0 S: 12	H: 1 LOB: 2 BB: 2 P: 23	R: 1 E: 0 K: 0 S: 7	H: 1 LOB: 0 BB: 0 P: 8	1B: 4 2B: 2 3B: 0 HR: 2	SF: 1 SAC: 0 DP: 1 HBP: 0	WP: 1 PB: 0 SB: 0 CS: 0	PA: 43			
PITCHER	IP	WLS	BF	H	R	ER	SO	BB	IBB	HBP	BLK	WP	HR	S	P	ERA	WHIP								
Mike Cosgrove, L ERA: 5.15 (1, 1)	6.0		29	5	4	4	3	7	0	0	0	1	1	60	106	6.00	2.000								
Gene Pentz, R ERA: 4.01 (7, 1)	1.1		8	2	1	1	1	2	0	0	0	0	0	16	29	6.75	3.000								
Ken Forsch, R ERA: 2.01 (8, 1)	1.2	W	6	1	1	1	0	0	0	0	0	0	1	13	16	5.40	0.600								

Batter	1	2	3	4	5	6	7	8	9	AB	R	H	RBI	BB	SO	LOB	BOTTOM								
Wilbur Howard, S OBP: 0.234, SLG: 0.268 (1, 8)	0-1 F9	1-1 F5		2-3 K		1-0 G6-4-3		2-2 4-3		5	0	0	0	0	1	2	Montreal Expos @ Houston Astros Astrodome, Houston, TX Thu Jul 08 1976, 8:05 PM EDT Att: 6,598 - Dome								
Rob Andrews, R OBP: 0.339, SLG: 0.342 (1, 4)	0-1 2B 1B	2-2 F8		2-1 F8		0-0 F6		1-0 6-3		5	1	1	0	0	0	1									
Enos Cabell, R OBP: 0.337, SLG: 0.368 (1, 5)	1-1 1B 2B	2-3 K		0-0 5-3		2-0 E6 2B		0-2 E S 1B		5	3	2	0	0	1	0									
Bob Watson, R OBP: 0.358, SLG: 0.421 (1, 3)	4-2 1B 2B BB		1-1 F7		0-1 6-3		3-1 1-H 2B 2B		4-2 1B 1B IBB	3	2	1	1	2	0	0									
Leon Roberts, R OBP: 0.397, SLG: 0.548 (8, 7)	3-1 2B 1B		3-2 F8		1-1 E5 2B		1-3 K		4-0 1B IBB	4	1	1	2	1	1	1									
Cliff Johnson, R OBP: 0.372, SLG: 0.400 (1, 7)	0-0 1B		4-1 BB		1-0 2B		0-1 2B		3-1 1B IBB	3	0	3	3	1	0	0									
Jose Cruz, L OBP: 0.390, SLG: 0.385 (7, PR)	1-3 2B		0-0 BB		1-3 2B		2-H 2B		1-2 1B	1	0	1	1	0	0	0									
Ed Herrmann, L OBP: 0.261, SLG: 0.286 (1, 2)	0-0 F5		0-1 F2		1-3 K		2-1 G3			4	0	0	0	0	1	5									
Roger Metzger, S OBP: 0.323, SLG: 0.319 (1, 6)	4-0 IBB		0-0 SH1-4 1B		1-2 F2		2-1 6-3			3	0	1	0	1	0	0									
Mike Cosgrove, L OBP: 0.167, SLG: 0.091 (1, 1)	0-1 4-3		0-0 SH1-4		1-0 G6-4-3 1B		0-0 4-3			1	0	0	0	0	0	3									
Greg Gross, L OBP: 0.360, SLG: 0.335 (6, PH)										1	0	1	0	0	0	0									
Gene Pentz, R OBP: 0.250, SLG: 0.250 (7, 1)										0	0	0	0	0	0	0									
Ken Forsch, R OBP: 0.250, SLG: 0.143 (8, 1)										1	0	0	0	0	0	0									
Inning Stats	R: 3 E: 0 K: 0 S: 14	H: 4 LOB: 3 BB: 2 P: 26	R: 0 E: 0 K: 1 S: 10	H: 0 LOB: 0 BB: 0 P: 15	R: 0 E: 0 K: 0 S: 11	H: 0 LOB: 1 BB: 1 P: 19	R: 0 E: 0 K: 1 S: 7	H: 1 LOB: 0 BB: 0 P: 11	R: 1 E: 1 K: 1 S: 9	H: 1 LOB: 1 BB: 0 P: 12	R: 0 E: 0 K: 0 S: 5	H: 1 LOB: 0 BB: 0 P: 8	R: 2 E: 1 K: 1 S: 11	H: 2 LOB: 1 BB: 0 P: 19	R: 0 E: 0 K: 0 S: 6	H: 0 LOB: 0 BB: 0 P: 10	R: 1 E: 0 K: 0 S: 8	H: 2 LOB: 3 BB: 2 P: 20	1B: 6 2B: 5 3B: 0 HR: 0	SF: 0 SAC: 1 DP: 1 HBP: 0	WP: 0 PB: 0 SB: 3 CS: 0	PA: 42			
PITCHER	IP	WLS	BF	H	R	ER	SO	BB	IBB	HBP	BLK	WP	HR	S	P	ERA	WHIP								
Woodie Fryman, L ERA: 3.74 (1, 1)	6.1		31	8	6	3	3	2	1	0	0	0	0	60	100	4.26	1.579								
Dale Murray, R ERA: 2.92 (7, 1)	0.2		3	1	0	0	1	0	0	0	0	0	0	7	10	0.00	1.500								
Steve Dunning, R ERA: 5.02 (8, 1)	1.1	L	8	2	1	1	0	0	2	0	0	0	0	14	30	6.75	1.500								



Batter	1	2	3	4	5	6	7	8	9	AB	R	H	RBI	BB	SO	LOB	TOP					
Pepe Mangual, R (1, 7) OBP: 0.400, SLG: 0.365	F3		6-3			4-1 BB		3-1 2B	F6	4	1	1	0	1	0	1	Montreal Expos @ Houston Astros Astrodome, Houston, TX Sat Jul 10 1976, 8:05 PM EDT Att: 14,035 - Dome					
Jerry White, S (1, 8) OBP: 0.296, SLG: 0.316	F9			4-2 BB		4-1		6-3 3-1 1B BB		2	1	0	0	2	0	1						
Mike Jorgensen, L (1, 9) OBP: 0.325, SLG: 0.347	F8			2-2 BB		2-2		3-1		4	0	0	0	0	0	4						
Andre Thornton, R (1, 3) OBP: 0.330, SLG: 0.394		K		1-0 BB		1-0		6-3		4	0	0	1	0	1	3						
Larry Parrish, R (1, 5) OBP: 0.278, SLG: 0.318	6-3			0-0 FC6-4		0-0		3-1 1B BB		3	0	0	0	0	0	1						
Pete Mackanin, R (1, 4) OBP: 0.281, SLG: 0.375	6-3			1-2		0-0 SH2-3		2B 1B		4	0	3	1	0	0	0						
Larry Johnson, R (1, 2) OBP: 0.200, SLG: 0.400			F5		0-0 SH2-3		2-1 1B	1-3 K		3	0	1	0	0	1	2						
Pepe Frias, R (1, 6) OBP: 0.326, SLG: 0.333				1-0		1-2				2	0	1	0	0	0	1						
Jose Morales, R (7, PH) OBP: 0.297, SLG: 0.433										1	0	0	0	0	1	2						
Tim Foli, R (7, 6) OBP: 0.274, SLG: 0.388			SH1-3 1B							1	0	1	0	0	0	0						
Clay Kirby, R (1, 1) OBP: 0.143, SLG: 0.154				2-1		1-3				1	0	0	0	0	1	1						
Jim Lytle, L (7, PH) OBP: 0.307, SLG: 0.394			SH1-3							1	0	0	0	0	0	2						
Dale Murray, R (7, 1) OBP: 0.277, SLG: 0.247				1-2						0	0	0	0	0	0	1						
Jim Dwyer, L (9, PH) OBP: 0.277, SLG: 0.247										1	0	0	0	0	0	1						
Inning Stats	R: 0 E: 0 K: 0 S: 5	H: 0 LOB: 0 BB: 0 P: 9	R: 0 E: 0 K: 1 S: 6	H: 0 LOB: 0 BB: 0 P: 8	R: 0 E: 0 K: 0 S: 7	H: 1 LOB: 1 BB: 0 P: 10	R: 0 E: 0 K: 0 S: 7	H: 0 LOB: 1 BB: 1 P: 14	R: 0 E: 0 K: 1 S: 8	H: 1 LOB: 1 BB: 0 P: 10	R: 0 E: 0 K: 0 S: 8	H: 0 LOB: 1 BB: 1 P: 15	R: 0 E: 0 K: 1 S: 12	H: 2 LOB: 2 BB: 0 P: 15	R: 2 E: 0 K: 1 S: 18	H: 2 LOB: 2 BB: 1 P: 32	R: 0 E: 0 K: 0 S: 8	H: 1 LOB: 0 BB: 0 P: 11	1B: 5 2B: 2 3B: 0 HR: 0	SF: 0 SAC: 2 DP: 1 HBP: 1	WP: 0 PB: 0 SB: 0 CS: 0	PA: 37
PITCHER	IP WLS BF H R ER SO BB IBB HBP BLK WP HR S P ERA WHIP																					
J.R. Richard, R (1, 1) ERA: 2.88	7.2 W 32 5 2 2 3 3 0 0 1 0 0 67 106 2.35 1.043																					
Ken Forsch, R (8, 1) ERA: 1.99	1.1 S 5 2 0 0 1 0 0 0 0 0 0 12 18 0.00 1.500																					

AB	31
R	2
H	7
RBI	2
BB	3
SO	4
LOB	19



Batter	1	2	3	4	5	6	7	8	9	AB	R	H	RBI	BB	SO	LOB	BOTTOM					
Greg Gross, L (1, 9) OBP: 0.359, SLG: 0.332	E7 BB				F5					4	1	2	0	0	0	0	Montreal Expos @ Houston Astros Astrodome, Houston, TX Sat Jul 10 1976, 8:05 PM EDT Att: 14,035 - Dome					
Rob Andrews, R (1, 4) OBP: 0.340, SLG: 0.341	G1-6-3	1-2 1B			F3					3	0	0	0	1	0	3						
Enos Cabell, R (1, 5) OBP: 0.338, SLG: 0.368	G1-6-3									4	2	2	0	0	1	1						
Bob Watson, R (1, 3) OBP: 0.364, SLG: 0.422					5-3					3	0	1	1	1	0	1						
Jose Cruz, L (1, 8) OBP: 0.385, SLG: 0.384	G3				F6					4	0	0	0	0	0	3						
Leon Roberts, R (1, 7) OBP: 0.400, SLG: 0.555										4	1	2	1	0	1	0						
Wilbur Howard, S (9, 7) OBP: 0.234, SLG: 0.268										0	0	0	0	0	0	0						
Ed Herrmann, L (1, 2) OBP: 0.275, SLG: 0.313										2	0	0	0	1	1	1						
Roger Metzger, S (1, 6) OBP: 0.325, SLG: 0.319										3	0	0	0	0	1	2						
J.R. Richard, R (1, 1) OBP: 0.111, SLG: 0.132										3	0	1	1	0	1	1						
Ken Forsch, R (8, 1) OBP: 0.290, SLG: 0.143										0	0	0	0	0	0	0						
Inning Stats	R: 1 E: 1 K: 0 S: 7	H: 0 LOB: 1 BB: 2 P: 17	R: 1 E: 0 K: 2 S: 14	H: 3 LOB: 2 BB: 0 P: 22	R: 0 E: 0 K: 1 S: 5	H: 0 LOB: 0 BB: 0 P: 8	R: 0 E: 0 K: 2 S: 13	H: 0 LOB: 1 BB: 1 P: 21	R: 1 E: 0 K: 0 S: 7	H: 2 LOB: 1 BB: 0 P: 12	R: 0 E: 0 K: 0 S: 3	H: 0 LOB: 0 BB: 0 P: 6	R: 0 E: 0 K: 0 S: 6	H: 1 LOB: 0 BB: 0 P: 7	R: 1 E: 0 K: 0 S: 7	H: 2 LOB: 1 BB: 0 P: 12		R: 1 E: 0 K: 0 S: 7	H: 2 LOB: 1 BB: 0 P: 12	1B: 7 2B: 1 3B: 0 HR: 0	SF: 0 SAC: 0 DP: 1 HBP: 0	WP: 0 PB: 0 SB: 1 CS: 1
PITCHER	IP WLS BF H R ER SO BB IBB HBP BLK WP HR S P ERA WHIP																					
Clay Kirby, R (1, 1) ERA: 4.71	6.0 L 26 5 3 3 2 5 3 0 0 0 0 0 49 86 3.00 1.333																					
Dale Murray, R (7, 1) ERA: 2.91	2.0 7 3 1 1 0 0 0 0 0 0 0 13 19 4.50 1.500																					

AB	30
R	4
H	8
RBI	3
BB	3
SO	5
LOB	12



Batter	1	2	3	4	5	6	7	8	9	AB	R	H	RBI	BB	SO	LOB	TOP					
Jerry White, S (1, 8) OBP: 0.305, SLG: 0.319	2-2 G5-4-3 1B		2-3 K		0-0 G3		4-1 S BB		0-1 CS 1B	4	0	2	0	1	1	0						
Tim Foli, R (1, 6) OBP: 0.274, SLG: 0.390	0-1 G5-4-3 1-2		0-0 1B		0-1 4-3		0-0 5-3		0-1 CS 1-2	4	0	1	0	0	0	2						
Jim Lyttle, L (1, 9) OBP: 0.316, SLG: 0.400	2-2 4-3		1-2 1B		1-0 F8			1-2 BB 1B		4	0	2	0	0	0	0						
Andre Thornton, R (1, 3) OBP: 0.329, SLG: 0.391		3-2 BB 1B 1B	0-1 F4		1-2 F8			1-2 F8		4	0	1	0	0	0	3						
Larry Parrish, R (1, 5) OBP: 0.281, SLG: 0.318		1-2 BB 1B	0-0 6-3		0-0 F7			4-0 1-2 BB		3	0	1	0	1	0	2						
Pete Mackanin, R (1, 4) OBP: 0.281, SLG: 0.373		2-3 K		1-2 F5		1-0 S 1B		0-0 F8		4	0	1	0	0	1	4						
Bombo Rivera, R (1, 7) OBP: 0.329, SLG: 0.418		4-2 BB BB		1-2 5-3		3-3 K		0-0 F3		2	0	0	0	1	1	1						
Jose Morales, R (8, PH) OBP: 0.293, SLG: 0.429		1-2 2-3 BB								1	0	0	0	0	0	2						
Gary Roenicke, R (8, 7) OBP: 0.253, SLG: 0.349										0	0	0	0	0	0	0						
Larry Johnson, R (1, 2) OBP: 0.250, SLG: 0.375		0-3 K		2-1 1B				3-2 F9		3	0	1	0	0	1	3						
Jim Dwyer, L (9, PH) OBP: 0.275, SLG: 0.244									1-0 F8	1	0	0	0	0	0	0						
Steve Rogers, R (1, 1) OBP: 0.118, SLG: 0.118		0-0 5-3		0-3 K				0-2 4-3		3	0	0	0	0	1	4						
Mike Jorgensen, L (9, PH) OBP: 0.323, SLG: 0.345									1-0 F7	1	0	0	0	0	0	0						
Inning Stats	R: 0 E: 0 K: 0 S: 8	H: 1 LOB: 0 BB: 0 P: 12	R: 0 E: 0 K: 2 S: 23	H: 2 LOB: 3 BB: 1 P: 33	R: 0 E: 0 K: 1 S: 11	H: 2 LOB: 2 BB: 0 P: 14	R: 0 E: 0 K: 1 S: 13	H: 1 LOB: 1 BB: 0 P: 17	R: 0 E: 0 K: 0 S: 4	H: 0 LOB: 0 BB: 0 P: 5	R: 0 E: 0 K: 1 S: 8	H: 1 LOB: 1 BB: 0 P: 13	R: 0 E: 0 K: 0 S: 10	H: 0 LOB: 1 BB: 1 P: 17	R: 0 E: 0 K: 0 S: 9	H: 1 LOB: 2 BB: 1 P: 15	R: 0 E: 0 K: 0 S: 5	H: 1 LOB: 0 BB: 0 P: 7	1B: 8 2B: 1 3B: 0 HR: 0	SF: 0 SAC: 0 DP: 1 HBP: 0	WP: 0 PB: 0 SB: 2 CS: 1	PA: 38
PITCHER Joaquin Andujar, R (1, 1) ERA: 4.23	IP: 9.0 WLS: W BF: 37 H: 9 R: 0 ER: 0 SO: 5 BB: 3 IBB: 0 HBP: 0 BLK: 0 WP: 0 HR: 0 S: 91 P: 133 ERA: 0.00 WHIP: 1.333															PITCHER	IP: 9.0 WLS: W BF: 37 H: 9 R: 0 ER: 0 SO: 5 BB: 3 IBB: 0 HBP: 0 BLK: 0 WP: 0 HR: 0 S: 91 P: 133 ERA: 0.00 WHIP: 1.333					

Montreal Expos @ Houston Astros
Astrodome, Houston, TX
Sun Jul 11 1976, 8:05 PM EDT
Att: 11,722 - Dome

AB	34
R	0
H	9
RBI	0
BB	3
SO	5
LOB	21

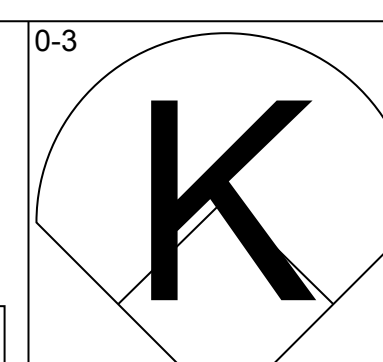
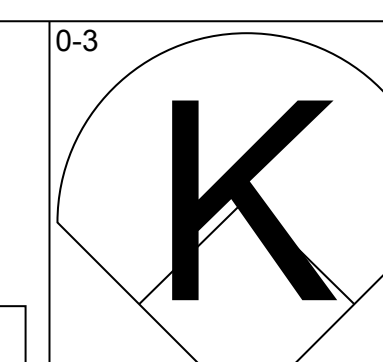
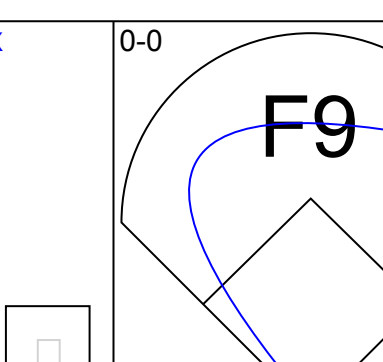
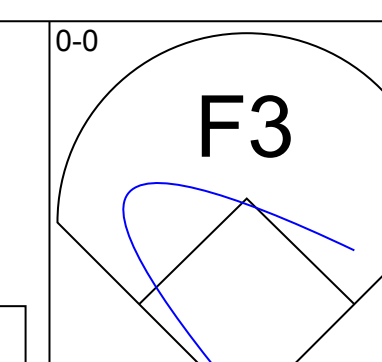
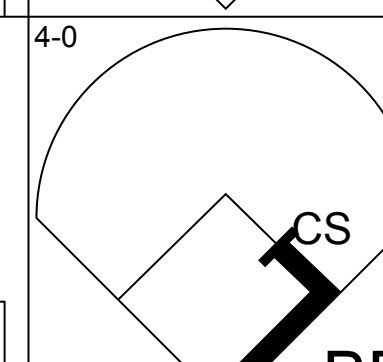
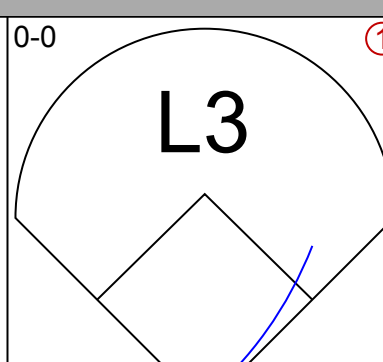
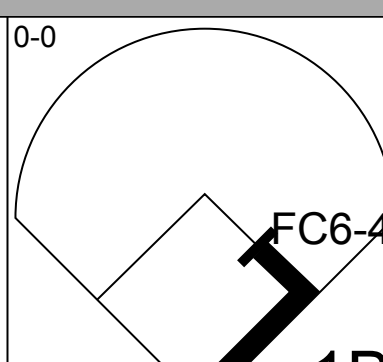
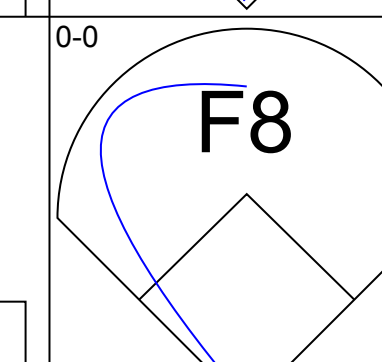
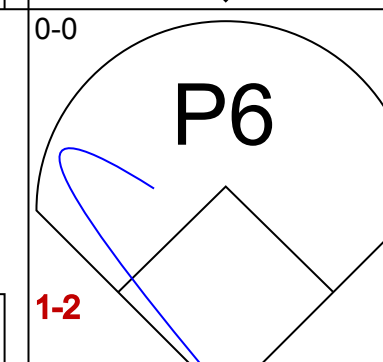
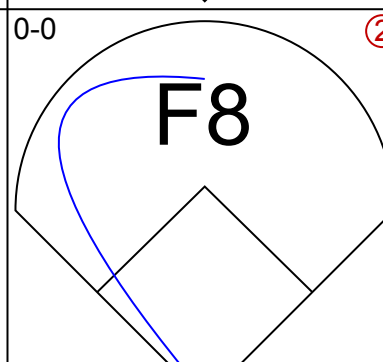
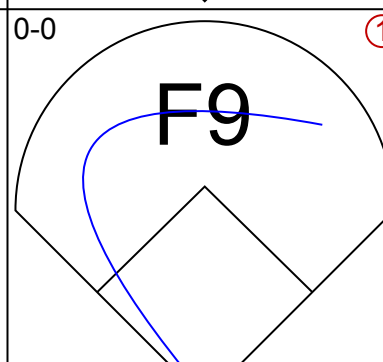
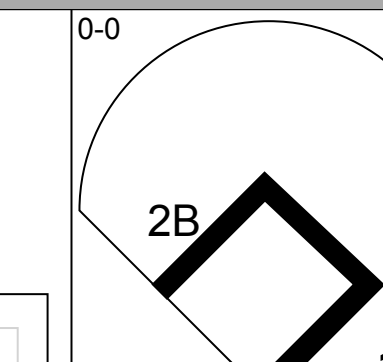
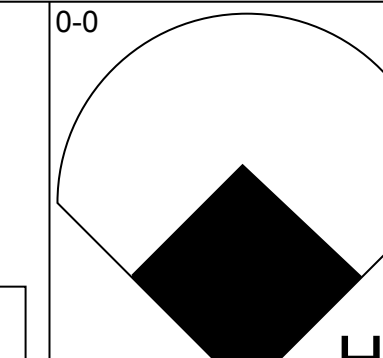
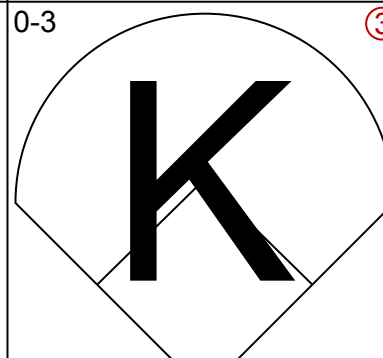
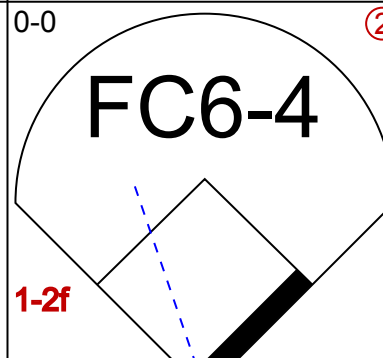
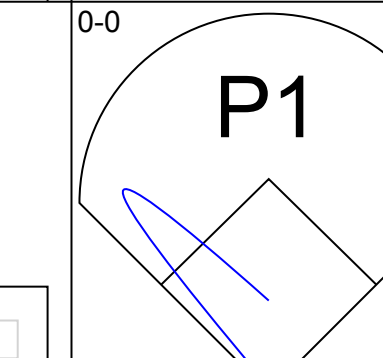
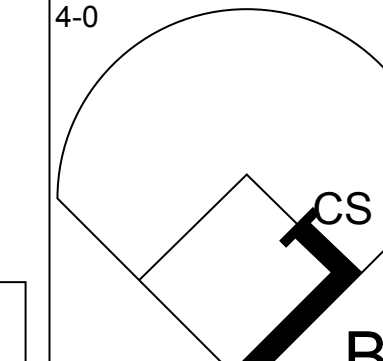
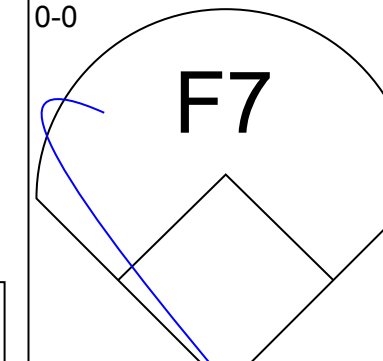
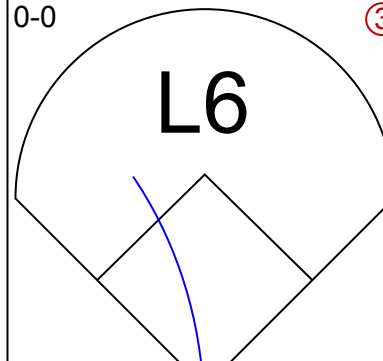
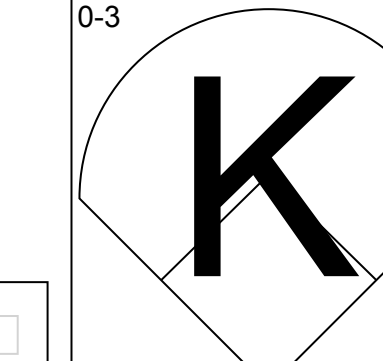
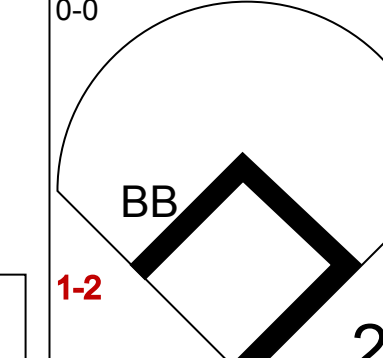
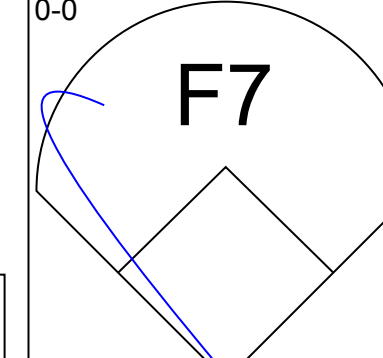
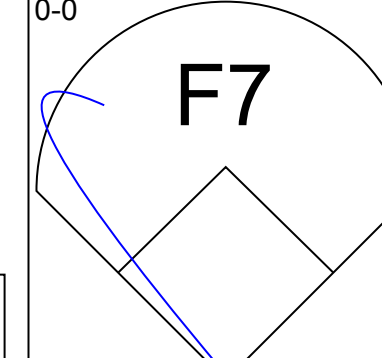
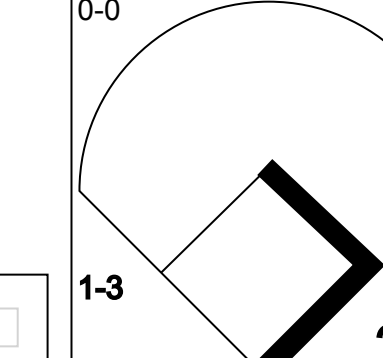
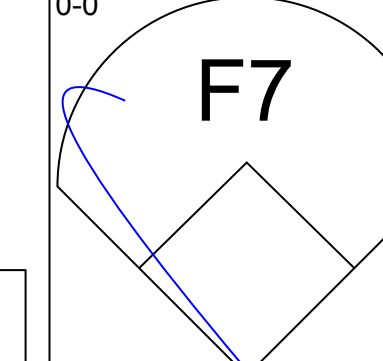
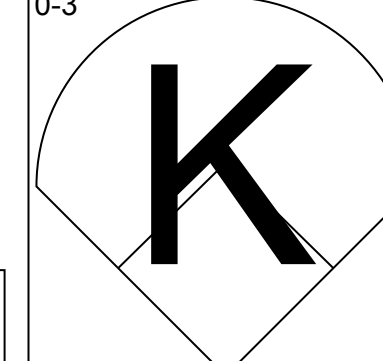
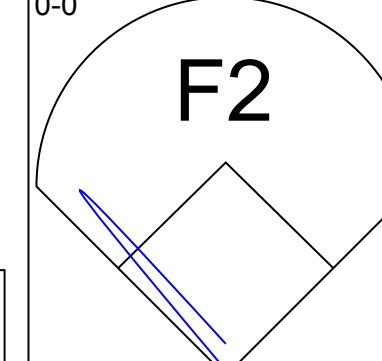
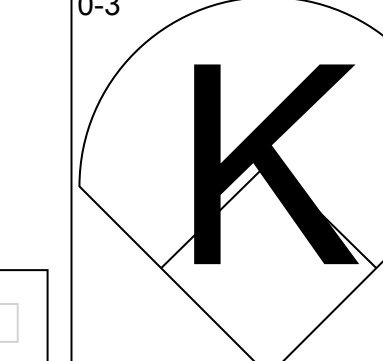
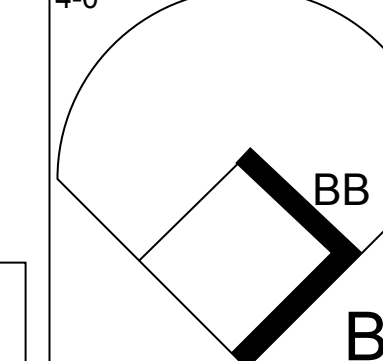
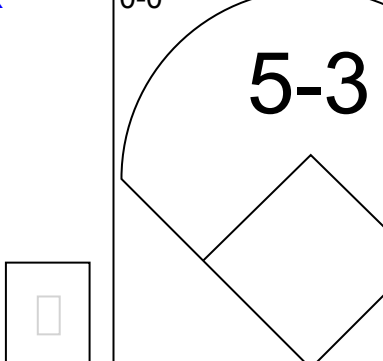
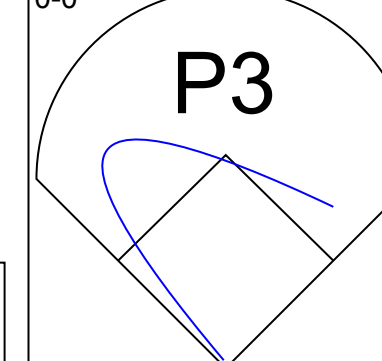
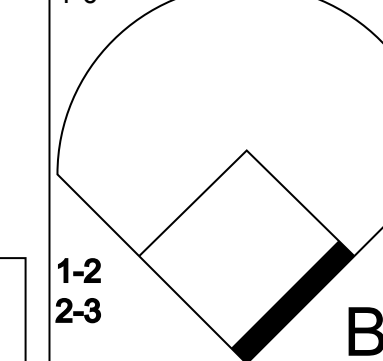
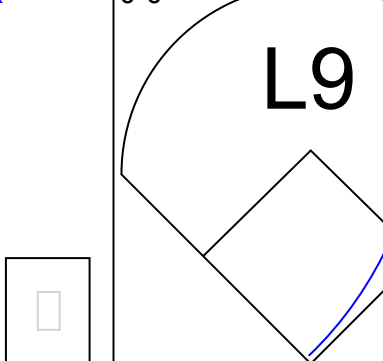
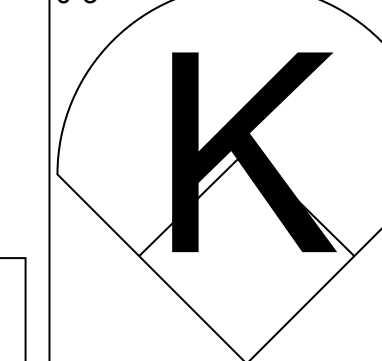
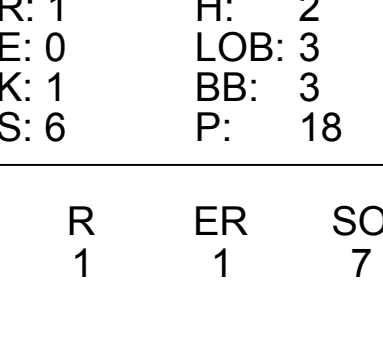


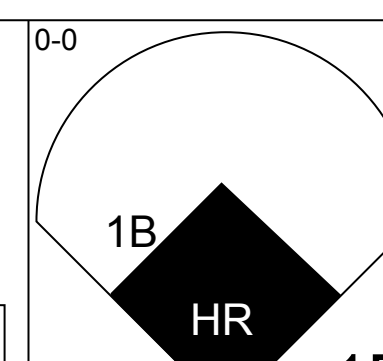
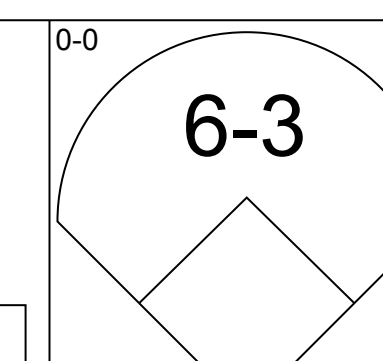
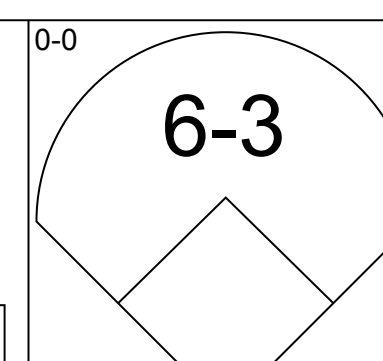
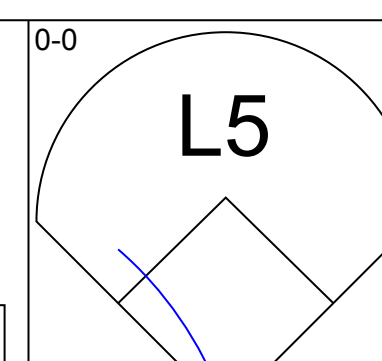
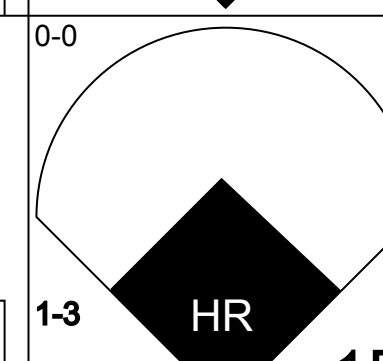
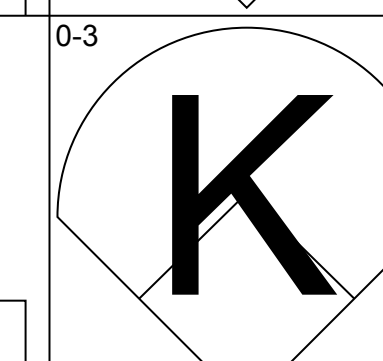
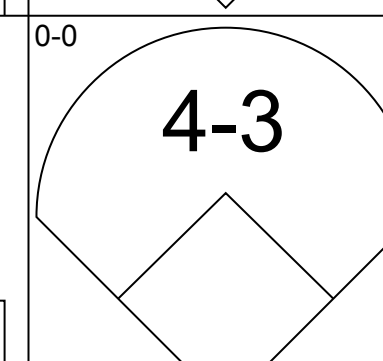
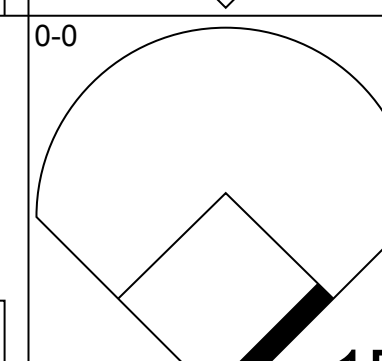
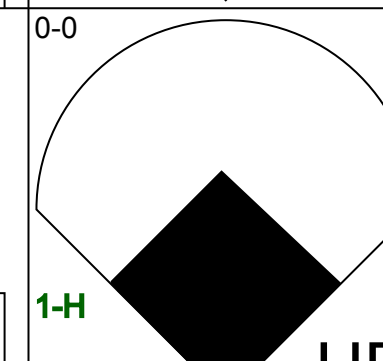
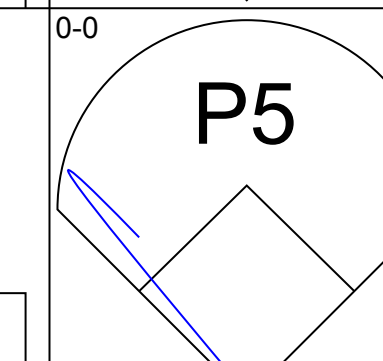
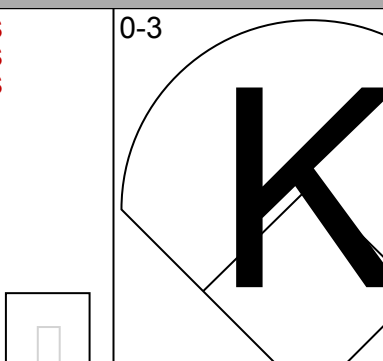
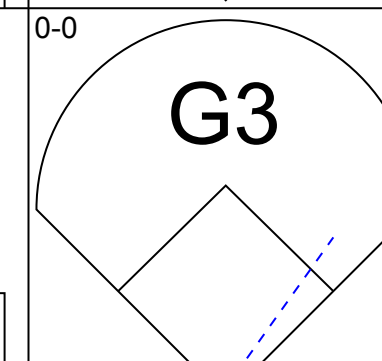
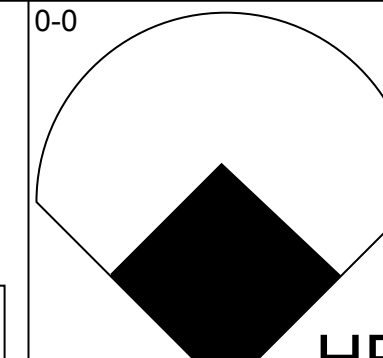
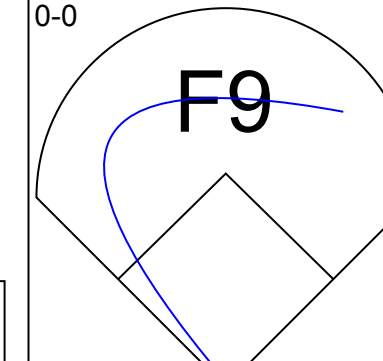
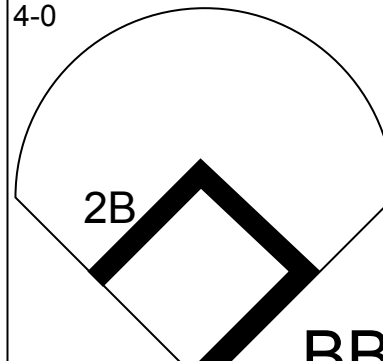
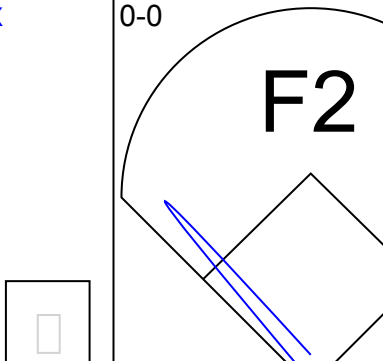
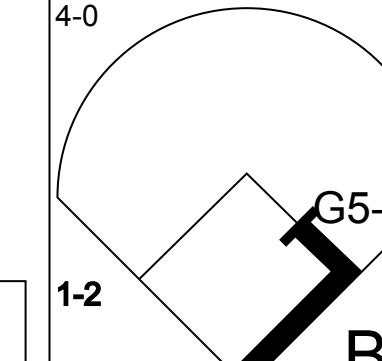
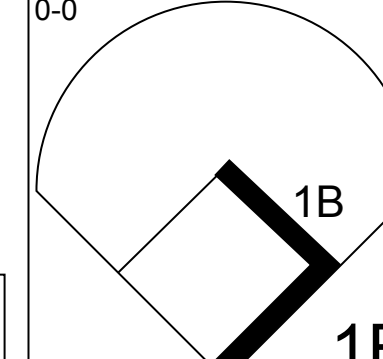
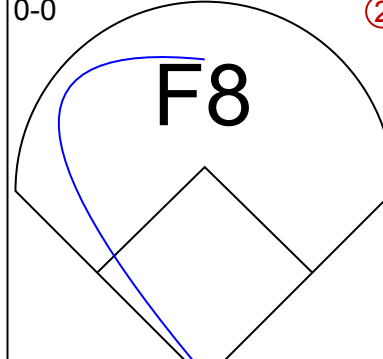

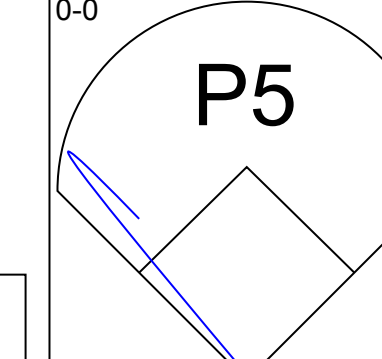
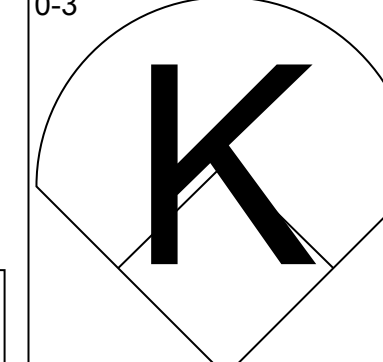
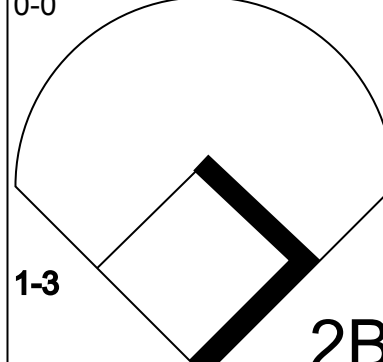
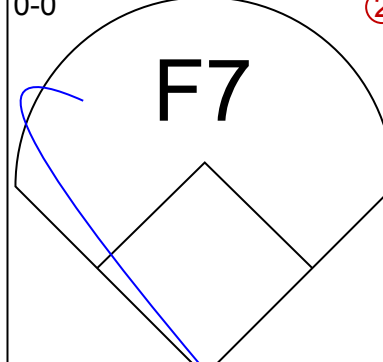
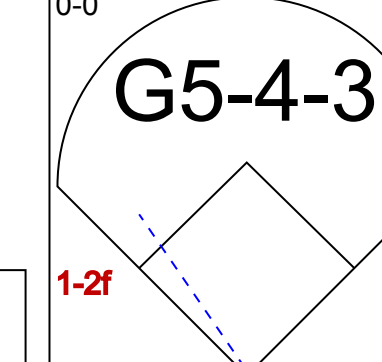
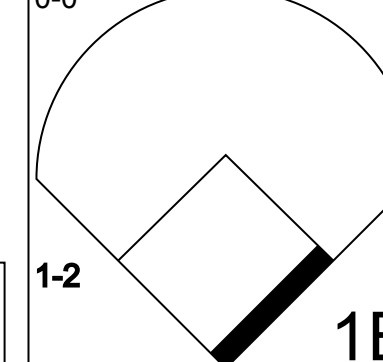
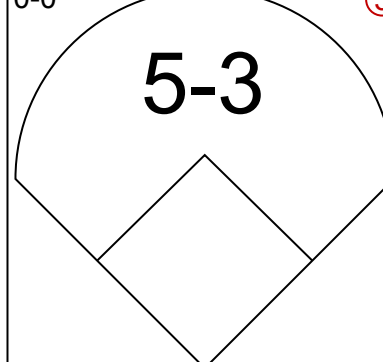
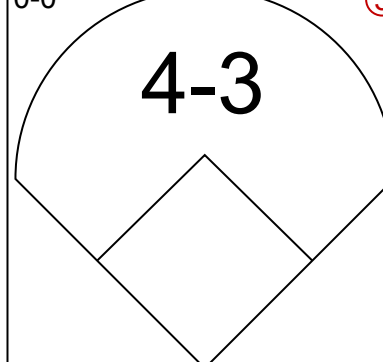

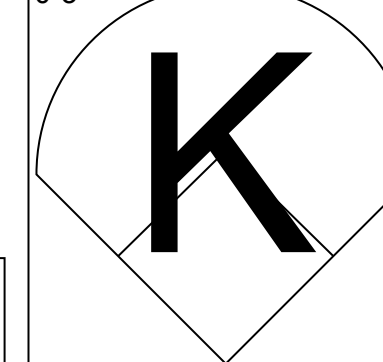


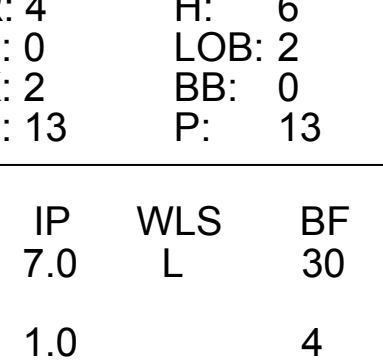
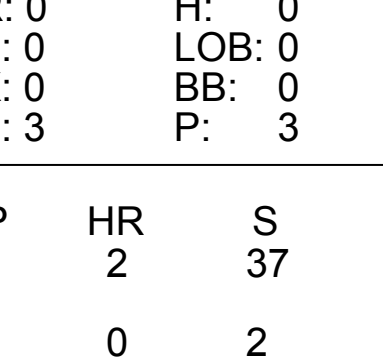
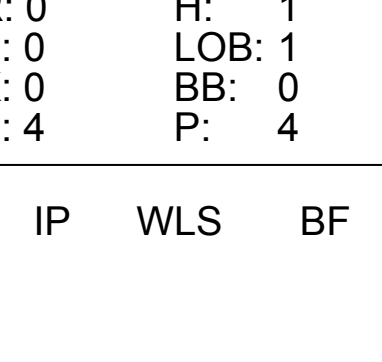
Batter	1	2	3	4	5	6	7	8	9	AB	R	H	RBI	BB	SO	LOB	BOTTOM			
Enos Cabell, R (1, 5) OBP: 0.336, SLG: 0.366	0-0 F4			1-1 4-3		2-2 SH1 1B		1-3 K		4	0	1	0	0	1	0				
Rob Andrews, R (1, 4) OBP: 0.336, SLG: 0.336	0-1 F4			1-0 6-3		1-0 SH1		0-1 F8		3	0	0	0	0	0	0				
Cesar Cedeno, R (1, 8) OBP: 0.350, SLG: 0.493	0-2 1-4-3			0-0 E9 1B		0-0 4-3		0-0 S 1B		4	0	2	0	0	0	1				
Bob Watson, R (1, 3) OBP: 0.360, SLG: 0.417		0-3 K		2-0 1-3		0-3 K		2-2 F4		4	0	0	0	0	2	3				
Jose Cruz, L (1, 9) OBP: 0.388, SLG: 0.394		2-2 6-3			1-1 S 1B		1-2 2B			3	1	2	0	0	0	0				
Leon Roberts, R (1, 7) OBP: 0.399, SLG: 0.550		3-2 6-3			3-2 S 1B		3-3 K			3	0	1	1	0	1	0				
Wilbur Howard, S (9, 7) OBP: 0.234, SLG: 0.268					1-H 4-3 1B					0	0	0	0	0	0	0				
Ed Herrmann, L (1, 2) OBP: 0.276, SLG: 0.313				1-3 K		1-2 4-3		1-0 WP BB 1B		3	0	1	0	0	1	1				
Roger Metzger, S (1, 6) OBP: 0.325, SLG: 0.316				0-1 4-3		0-2 F5		4-2 WP BB		2	0	0	0	1	0	1				
Joaquin Andujar, S (1, 1) OBP: 0.200, SLG: 0.200				3-3 K		0-1 6-3		2-0 F8		3	0	0	0	0	1	3				
Inning Stats	R: 0 E: 0 K: 0 S: 6	H: 0 LOB: 0 BB: 0 P: 6	R: 0 E: 0 K: 1 S: 9	H: 0 LOB: 0 BB: 0 P: 14	R: 0 E: 0 K: 2 S: 9	H: 0 LOB: 0 BB: 0 P: 13	R: 0 E: 1 K: 0 S: 5	H: 1 LOB: 1 BB: 0 P: 9	R: 1 E: 0 K: 0 S: 13	H: 2 LOB: 1 BB: 0 P: 18	R: 0 E: 0 K: 1 S: 10	H: 1 LOB: 1 BB: 0 P: 13	R: 0 E: 0 K: 1 S: 14	H: 2 LOB: 2 BB: 1 P: 25	R: 0 E: 0 K: 1 S: 9	H: 1 LOB: 1 BB: 0 P: 12	1B: 6 2B: 1 3B: 0 HR: 0	SF: 0 SAC: 1 DP: 0 HBP: 0	WP: 1 PB: 0 SB: 2 CS: 0	PA: 31
PITCHER Steve Rogers, R (1, 1) ERA: 3.86	IP: 8.0 WLS: L BF: 31 H: 7 R: 1 ER: 1 SO: 6 BB: 1 IBB: 0 HBP: 0 BLK: 0 WP: 1 HR: 0 S: 75 P: 110 ERA: 1.12 WHIP: 1.000															PITCHER	IP: 8.0 WLS: L BF: 31 H: 7 R: 1 ER: 1 SO: 6 BB: 1 IBB: 0 HBP: 0 BLK: 0 WP: 1 HR: 0 S: 75 P: 110 ERA: 1.12 WHIP: 1.000			

Montreal Expos @ Houston Astros
Astrodome, Houston, TX
Sun Jul 11 1976, 8:05 PM EDT
Att: 11,722 - Dome

AB	29
R	1
H	7
RBI	1
BB	1
SO	6
LOB	9



Batter	1	2	3	4	5	6	7	8	9	AB	R	H	RBI	BB	SO	LOB	TOP			
Pepe Mangual, R (1, 7) OBP: 0.402, SLG: 0.362										4	0	0	0	0	2	3	Montreal Expos @ Cincinnati Reds Riverfront Stadium, Cincinnati, OH Sat Jul 17 1976, 7:05 PM EDT Att: 51,049 - Unknown			
Ellis Valentine, R (1, 8) OBP: 0.271, SLG: 0.370										3	0	1	0	1	0	0				
Mike Jorgensen, L (1, 9) OBP: 0.329, SLG: 0.351										4	0	1	0	0	0	2				
Andre Thornton, R (1, 3) OBP: 0.333, SLG: 0.413										4	1	1	1	0	1	2				
Larry Parrish, R (1, 5) OBP: 0.284, SLG: 0.321										3	0	0	0	1	1	2				
Tim Foli, R (1, 6) OBP: 0.276, SLG: 0.396										4	0	2	0	0	0	0				
Pete Mackanin, R (1, 4) OBP: 0.279, SLG: 0.364										4	0	0	0	0	2	3				
Barry Foote, R (1, 2) OBP: 0.261, SLG: 0.344										2	0	0	0	1	0	0				
Woodie Fryman, R (1, 1) OBP: 0.111, SLG: 0.086 (8, PH)										1	0	0	0	1	0	0				
Jim Dwyer, L (8, PH) OBP: 0.272, SLG: 0.242										1	0	0	0	0	1	0				
Dan Warthen, S (8, 1)										0	0	0	0	0	0	0				
Inning Stats	R: 0 E: 0 K: 1 S: 4	H: 0 LOB: 0 BB: 1 P: 8	R: 1 E: 0 K: 1 S: 6	H: 2 LOB: 3 BB: 3 P: 18	R: 0 E: 0 K: 1 S: 5	H: 0 LOB: 0 BB: 0 P: 5	R: 0 E: 0 K: 1 S: 5	H: 0 LOB: 0 BB: 0 P: 5	R: 0 E: 0 K: 0 S: 3	H: 1 LOB: 1 BB: 0 P: 4	R: 0 E: 0 K: 0 S: 3	H: 0 LOB: 0 BB: 0 P: 3	R: 0 E: 0 K: 1 S: 5	H: 0 LOB: 0 BB: 0 P: 5	R: 0 E: 0 K: 2 S: 9	H: 2 LOB: 2 BB: 0 P: 9	1B: 2 2B: 2 3B: 0 HR: 1	SF: 0 SAC: 0 DP: 0 HBP: 0	WP: 0 PB: 0 CS: 2	PA: 34
PITCHER	IP	WLS	BF	H	R	ER	SO	BB	IBB	HBP	BLK	WP	HR	S	P	ERA	WHIP			
Santo Alcala, R (1, 1) ERA: 4.37	9.0	W	34	5	1	1	7	4	0	0	0	0	1	44	60	1.00	1.000			

Batter	1	2	3	4	5	6	7	8	9	AB	R	H	RBI	BB	SO	LOB	BOTTOM			
Pete Rose, S (1, 5) OBP: 0.428, SLG: 0.457										4	1	1	0	0	0	0	Montreal Expos @ Cincinnati Reds Riverfront Stadium, Cincinnati, OH Sat Jul 17 1976, 7:05 PM EDT Att: 51,049 - Unknown			
Ken Griffey, L (1, 9) OBP: 0.408, SLG: 0.452										4	1	2	0	0	1	0				
Joe Morgan, L (1, 4) OBP: 0.457, SLG: 0.618										4	1	1	3	0	1	1				
Doug Flynn, R (8, 4) OBP: 0.333, SLG: 0.355										0	0	0	0	0	0	0				
George Foster, R (1, 7) OBP: 0.380, SLG: 0.563										3	1	1	1	1	0	0				
Johnny Bench, R (1, 2) OBP: 0.353, SLG: 0.406										2	0	0	0	2	0	0				
Tony Perez, R (1, 3) OBP: 0.325, SLG: 0.447										4	0	1	0	0	0	3				
Dave Concepcion, R (1, 6) OBP: 0.336, SLG: 0.494										4	0	1	0	0	1	3				
Cesar Geronimo, L (1, 8) OBP: 0.390, SLG: 0.456										3	0	1	0	0	0	2				
Santo Alcala, R (1, 1) OBP: 0.148, SLG: 0.115										3	0	0	0	0	1	2				
Inning Stats	R: 4 E: 0 K: 2 S: 13	H: 6 LOB: 2 BB: 0 P: 13	R: 0 E: 0 K: 1 S: 5	H: 0 LOB: 0 BB: 0 P: 5	R: 0 E: 0 K: 0 S: 4	H: 1 LOB: 2 BB: 1 P: 8	R: 0 E: 0 K: 0 S: 3	H: 0 LOB: 0 BB: 0 P: 3	R: 0 E: 0 K: 0 S: 5	H: 0 LOB: 0 BB: 0 P: 5	R: 0 E: 0 K: 1 S: 3	H: 0 LOB: 0 BB: 0 P: 3	R: 0 E: 0 K: 0 S: 4	H: 1 LOB: 1 BB: 0 P: 4	R: 0 E: 0 K: 0 S: 2	H: 0 LOB: 2 BB: 2 P: 10	1B: 5 2B: 1 3B: 0 HR: 2	SF: 0 SAC: 0 DP: 1 HBP: 0	WP: 0 PB: 0 CS: 0	PA: 34
PITCHER	IP	WLS	BF	H	R	ER	SO	BB	IBB	HBP	BLK	WP	HR	S	P	ERA	WHIP			
Woodie Fryman, L (1, 1) ERA: 3.82	7.0	L	30	8	4	4	4	1	0	0	0	0	0	37	41	5.14	1.286			
Dan Warthen, L (8, 1) ERA: 5.62	1.0		4	0	0	0	0	2	0	0	0	0	0	2	10	0.00	2.000			

AB	30
R	1
H	5
RBI	1
BB	4
SO	7
LOB	12



AB	31
R	4
H	8
RBI	4
BB	3
SO	4
LOB	11



Batter	1	2	3	4	5	6	7	8	9	AB	R	H	RBI	BB	SO	LOB	TOP									
Greg Gross, L OBP: 0.365, SLG: 0.340 (1, 9)	F8	1B		G3 1B	F7	2B 1B		5-3 3B 1B		6	3	4	1	0	0	0	Houston Astros @ Montreal Expos Jarry Park, Montreal, QB Sun Jul 18 1976, 7:05 PM EDT Att: 11,641 - Unknown									
Rob Andrews, R OBP: 0.341, SLG: 0.337 (1, 4)	1B	1B		K	BB 1B	2B 1B		5-3		5	3	3	1	1	1	2										
Cesar Cedeno, R OBP: 0.297, SLG: 0.502 Wilbur Howard, S OBP: 0.238, SLG: 0.286 (7, 8)	1B	K		G3	F4	2B		1B 3B		5	1	2	1	0	1	4										
Bob Watson, R OBP: 0.360, SLG: 0.419 Cliff Johnson, R OBP: 0.359, SLG: 0.382 (1, 3) (7, 3)	BB 4-3 1B	F8		1B 1B	1B BB	5-3		1B		4	2	2	2	1	0	3										
Jose Cruz, L OBP: 0.391, SLG: 0.401 (1, 7)	4-3 1B		K	E 1B 1B	1B		F9	4-3		6	1	3	2	0	1	1										
Enos Cabell, R OBP: 0.341, SLG: 0.365 (1, 5)	4-3 BB		E5 WP 1B	E5 1B 1B	F8		1B	6-3		5	2	3	1	1	0	2										
Ed Herrmann, L OBP: 0.328, SLG: 0.351 Skip Jutze, R OBP: 0.179, SLG: 0.203 (1, 2) (7, 2)	4-3 BB		4-3 1B	WP 1B 1B		K	G1-6-3 1B	1-6-3		5	0	2	3	0	1	3										
Roger Metzger, S OBP: 0.328, SLG: 0.313 Jerry Davanon, R OBP: 0.425, SLG: 0.571 (7, PH) (7, 6)	K		4-3 BB	1-2 WP 1B	SH2-4 BB	G1-6-3 1B		BB		2	1	1	0	2	1	2										
Dan Larson, R (1, 1)		4-3	4-3	1-2 K	SH2-4		4-3	4-3		5	0	0	0	0	1	4										
Inning Stats	R: 3 E: 0 K: 1 S: 9	H: 4 LOB: 2 BB: 1 P: 13	R: 0 E: 0 K: 1 S: 7	H: 2 LOB: 2 BB: 0 P: 7	R: 1 E: 1 K: 1 S: 6	H: 1 LOB: 1 BB: 1 P: 10	R: 4 E: 2 K: 2 S: 13	H: 6 LOB: 2 BB: 0 P: 13	R: 1 E: 0 K: 0 S: 4	H: 1 LOB: 2 BB: 2 P: 12	R: 3 E: 0 K: 1 S: 8	H: 3 LOB: 1 BB: 1 P: 12	R: 0 E: 0 K: 0 S: 4	H: 2 LOB: 1 BB: 0 P: 4	R: 2 E: 0 K: 0 S: 6	H: 3 LOB: 1 BB: 1 P: 6		R: 0 E: 0 K: 0 S: 3	H: 0 LOB: 1 BB: 1 P: 7	1B: 19 2B: 2 3B: 1 HR: 0	SF: 0 SAC: 1 DP: 1 HBP: 0	WP: 2 PB: 0 SB: 0 CS: 0	PA: 54			
PITCHER	IP WLS BF H R ER SO BB IBB HBP BLK WP HR S P ERA WHIP	IP WLS BF H R ER SO BB IBB HBP BLK WP HR S P ERA WHIP	IP WLS BF H R ER SO BB IBB HBP BLK WP HR S P ERA WHIP	IP WLS BF H R ER SO BB IBB HBP BLK WP HR S P ERA WHIP	IP WLS BF H R ER SO BB IBB HBP BLK WP HR S P ERA WHIP	IP WLS BF H R ER SO BB IBB HBP BLK WP HR S P ERA WHIP	IP WLS BF H R ER SO BB IBB HBP BLK WP HR S P ERA WHIP	IP WLS BF H R ER SO BB IBB HBP BLK WP HR S P ERA WHIP	IP WLS BF H R ER SO BB IBB HBP BLK WP HR S P ERA WHIP	IP WLS BF H R ER SO BB IBB HBP BLK WP HR S P ERA WHIP	IP WLS BF H R ER SO BB IBB HBP BLK WP HR S P ERA WHIP	IP WLS BF H R ER SO BB IBB HBP BLK WP HR S P ERA WHIP	IP WLS BF H R ER SO BB IBB HBP BLK WP HR S P ERA WHIP	IP WLS BF H R ER SO BB IBB HBP BLK WP HR S P ERA WHIP	IP WLS BF H R ER SO BB IBB HBP BLK WP HR S P ERA WHIP	IP WLS BF H R ER SO BB IBB HBP BLK WP HR S P ERA WHIP	IP WLS BF H R ER SO BB IBB HBP BLK WP HR S P ERA WHIP	IP WLS BF H R ER SO BB IBB HBP BLK WP HR S P ERA WHIP	IP WLS BF H R ER SO BB IBB HBP BLK WP HR S P ERA WHIP	IP WLS BF H R ER SO BB IBB HBP BLK WP HR S P ERA WHIP	IP WLS BF H R ER SO BB IBB HBP BLK WP HR S P ERA WHIP	IP WLS BF H R ER SO BB IBB HBP BLK WP HR S P ERA WHIP	IP WLS BF H R ER SO BB IBB HBP BLK WP HR S P ERA WHIP	IP WLS BF H R ER SO BB IBB HBP BLK WP HR S P ERA WHIP	IP WLS BF H R ER SO BB IBB HBP BLK WP HR S P ERA WHIP	
Steve Dunning, R ERA: 5.88 (1, 1)	3.2 L	23 10	7 7	6 6	4 4	2 2	0 0	0 0	0 0	1 1	0 0	29 17	37 29	14.73	3.273											
Dan Warthen, L ERA: 6.31 (4, 1)	2.0	16 7	5 5	5 5	2 2	3 3	0 0	0 0	0 0	1 1	0 0	17 11	29 21	22.50	5.000											
Joe Kerrigan, R ERA: 4.15 (6, 1)	2.1	11 5	2 2	2 2	0 0	0 0	0 0	0 0	0 0	0 0	0 0	11 11	11 7	7.71	2.143											
Dale Murray, R ERA: 3.19 (9, 1)	1.0	4 0	0 0	0 0	0 0	1 1	0 0	0 0	0 0	0 0	0 0	3 7	7 0	0.00	1.000											
PITCHER	IP WLS BF H R ER SO BB IBB HBP BLK WP HR S P ERA WHIP	IP WLS BF H R ER SO BB IBB HBP BLK WP HR S P ERA WHIP	IP WLS BF H R ER SO BB IBB HBP BLK WP HR S P ERA WHIP	IP WLS BF H R ER SO BB IBB HBP BLK WP HR S P ERA WHIP	IP WLS BF H R ER SO BB IBB HBP BLK WP HR S P ERA WHIP	IP WLS BF H R ER SO BB IBB HBP BLK WP HR S P ERA WHIP	IP WLS BF H R ER SO BB IBB HBP BLK WP HR S P ERA WHIP	IP WLS BF H R ER SO BB IBB HBP BLK WP HR S P ERA WHIP	IP WLS BF H R ER SO BB IBB HBP BLK WP HR S P ERA WHIP	IP WLS BF H R ER SO BB IBB HBP BLK WP HR S P ERA WHIP	IP WLS BF H R ER SO BB IBB HBP BLK WP HR S P ERA WHIP	IP WLS BF H R ER SO BB IBB HBP BLK WP HR S P ERA WHIP	IP WLS BF H R ER SO BB IBB HBP BLK WP HR S P ERA WHIP	IP WLS BF H R ER SO BB IBB HBP BLK WP HR S P ERA WHIP	IP WLS BF H R ER SO BB IBB HBP BLK WP HR S P ERA WHIP	IP WLS BF H R ER SO BB IBB HBP BLK WP HR S P ERA WHIP	IP WLS BF H R ER SO BB IBB HBP BLK WP HR S P ERA WHIP	IP WLS BF H R ER SO BB IBB HBP BLK WP HR S P ERA WHIP	IP WLS BF H R ER SO BB IBB HBP BLK WP HR S P ERA WHIP	IP WLS BF H R ER SO BB IBB HBP BLK WP HR S P ERA WHIP	IP WLS BF H R ER SO BB IBB HBP BLK WP HR S P ERA WHIP	IP WLS BF H R ER SO BB IBB HBP BLK WP HR S P ERA WHIP	IP WLS BF H R ER SO BB IBB HBP BLK WP HR S P ERA WHIP	IP WLS BF H R ER SO BB IBB HBP BLK WP HR S P ERA WHIP	IP WLS BF H R ER SO BB IBB HBP BLK WP HR S P ERA WHIP	
Ellis Valentine, R OBP: 0.298, SLG: 0.358 (1, 8)	K		FC4 1B			FC5 1B BB		K		3	0	1	0	1	2	0	Houston Astros @ Montreal Expos Jarry Park, Montreal, QB Sun Jul 18 1976, 7:05 PM EDT Att: 11,641 - Unknown									
Jim Lyttle, L OBP: 0.315, SLG: 0.381 (1, 9)	2B BB		FC4 1-2		K		F8			3	0	0	0	1	1	2										
Mike Jorgensen, L OBP: 0.339, SLG: 0.363 (1, 7)	1-3 2B		K		FC5 1B 1B		1B			4	1	3	0	0	1	1										
Andre Thornton, R OBP: 0.329, SLG: 0.399 (1, 3)	5-3		6-3		FC5 1B 1B		F7			4	0	0	0	0	5											
Tim Foli, R OBP: 0.276, SLG: 0.393 Barry Foote, R OBP: 0.262, SLG: 0.356 (1, 6) (6, 5)	1-3		P3		1-2 2-3 1B		4-3			2	0	0	0	0	2											
Pete Mackanin, R OBP: 0.271, SLG: 0.354 (1, 4)	6-3		K		FC5		5-3			4	0	0	0	0	1	2										
Larry Johnson, R OBP: 0.154, SLG: 0.231 (1, 2)	5-3		4-3		G3		F8			4	0	0	0	0	0											
Pepe Frias, R OBP: 0.276, SLG: 0.278 (1, 5) (6, 6)	6-3		K		5-3					3	0	0	0	0	1	0										
Steve Dunning, R (1, 1)			K		K		K			1	0	0	0	0	1	0										
Dan Warthen, S (4, 1)										1	0	0	0	0	1	0										
Joe Kerrigan, R (6, 1)										1	0	0	0	0	1	0										
Dale Murray, R (9, 1)										0	0	0	0	0	0	0										
Inning Stats	R: 0 E: 0 K: 1 S: 6	H: 1 LOB: 2 BB: 1 P: 10	R: 0 E: 0 K: 0 S: 3	H: 0 LOB: 0 BB: 0 P: 3	R: 0 E: 0 K: 2 S: 8	H: 1 LOB: 1 BB: 0 P: 8	R: 0 E: 0 K: 1 S: 5	H: 0 LOB: 0 BB: 0 P: 5	R: 0 E: 0 K: 1 S: 7	H: 0 LOB: 0 BB: 1 P: 11	R: 0 E: 0 K: 1 S: 5	H: 0 LOB: 0 BB: 0 P: 5	R: 0 E: 0 K: 1 S: 6	H: 1 LOB: 1 BB: 0 P: 6	R: 0 E: 0 K: 0 S: 3	H: 0 LOB: 0 BB: 0 P: 3	1B: 4 2B: 1 3B: 0 HR: 0	SF: 0 SAC: 0 DP: 0 HBP: 0	WP: 0 PB: 0 SB: 0 CS: 0	PA: 34						
PITCHER	IP WLS BF H R ER SO BB IBB HBP BLK WP HR S P ERA WHIP	IP WLS BF H R ER SO BB IBB HBP BLK WP HR S P ERA WHIP	IP WLS BF H R ER SO BB IBB HBP BLK WP HR S P ERA WHIP	IP WLS BF H R ER SO BB IBB HBP BLK WP HR S P ERA WHIP	IP WLS BF H R ER SO BB IBB HBP BLK WP HR S P ERA WHIP	IP WLS BF H R ER SO BB IBB HBP BLK WP HR S P ERA WHIP	IP WLS BF H R ER SO BB IBB HBP BLK WP HR S P ERA WHIP	IP WLS BF H R ER SO BB IBB HBP BLK WP HR S P ERA WHIP	IP WLS BF H R ER SO BB IBB HBP BLK WP HR S P ERA WHIP	IP WLS BF H R ER SO BB IBB HBP BLK WP HR S P ERA WHIP	IP WLS BF H R ER SO BB IBB HBP BLK WP HR S P ERA WHIP	IP WLS BF H R ER SO BB IBB HBP BLK WP HR S P ERA WHIP	IP WLS BF H R ER SO BB IBB HBP BLK WP HR S P ERA WHIP	IP WLS BF H R ER SO BB IBB HBP BLK WP HR S P ERA WHIP	IP WLS BF H R ER SO BB IBB HBP BLK WP HR S P ERA WHIP	IP WLS BF H R ER SO BB IBB HBP BLK WP HR S P ERA WHIP	IP WLS BF H R ER SO BB IBB HBP BLK WP HR S P ERA WHIP	IP WLS BF H R ER SO BB IBB HBP BLK WP HR S P ERA WHIP	IP WLS BF H R ER SO BB IBB HBP BLK WP HR S P ERA WHIP	IP WLS BF H R ER SO BB IBB HBP BLK WP HR S P ERA WHIP	IP WLS BF H R ER SO BB IBB HBP BLK WP HR S P ERA WHIP	IP WLS BF H R ER SO BB IBB HBP BLK WP HR S P ERA WHIP	IP WLS BF H R ER SO BB IBB HBP BLK WP HR S P ERA WHIP	IP WLS BF H R ER SO BB IBB HBP BLK WP HR S P ERA WHIP	IP WLS BF H R ER SO BB IBB HBP BLK WP HR S P ERA WHIP	IP WLS BF H R ER SO BB IBB HBP BLK WP HR S P ERA WHIP
Dan Larson, R ERA: 1.0 (1, 1)	9.0 W	34 5	1 1	1 1	9 9	2 2	0 0	0 0	0 0	0 0	0 0	50 58	58 1	1.00	0.778											

Batter	1	2	3	4	5	6	7	8	9	AB	R	H	RBI	BB	SO	LOB	TOP				
Jerry Royster, R OBP: 0.315, SLG: 0.321	F4		G4-6-3 1B		FC5-4			HR	F8	5	1	2	2	0	0	3					
Biff Pocoroba, S OBP: 0.292, SLG: 0.266	K		G4-6-3			HBP BB		6-3		3	0	0	0	1	1	1					
Jimmy Wynn, R OBP: 0.395, SLG: 0.397	BB			5-3				FC6-4 BB		2	0	0	0	2	0	1					
Willie Montanez, L OBP: 0.358, SLG: 0.434	4-3			F9				FC6-4 BB		4	0	0	0	0	0	3					
Ken Henderson, S OBP: 0.366, SLG: 0.412		F8		3-1				6-3		3	0	0	0	0	0	1					
Dave May, L OBP: 0.304, SLG: 0.303	F5									3	1	1	0	1	1	2					
Craig Robinson, R OBP: 0.343, SLG: 0.250					G3-6-1 1B					0	0	0	0	0	0	0					
Darrel Chaney, S OBP: 0.336, SLG: 0.347										3	0	1	0	1	1	1					
Rod Gilbreath, R OBP: 0.331, SLG: 0.388	CS		WP SH2-4 1B		G3-6-1					4	1	1	0	0	1	4					
Andy Messersmith, R OBP: 0.273, SLG: 0.216										2	0	1	1	0	1	0					
Cito Gaston, R OBP: 0.452, SLG: 0.485			SH2-4							1	0	0	0	0	1	2					
Inning Stats	R: 0 E: 0 K: 1 S: 5	H: 0 LOB: 1 BB: 1 P: 9	R: 0 E: 0 K: 0 S: 2	H: 0 LOB: 0 BB: 1 P: 6	R: 1 E: 0 K: 0 S: 4	H: 2 LOB: 0 BB: 0 P: 4	R: 0 E: 0 K: 0 S: 3	H: 0 LOB: 0 BB: 0 P: 3	R: 1 E: 0 K: 0 S: 4	H: 2 LOB: 1 BB: 1 P: 8	R: 0 E: 0 K: 1 S: 5	H: 0 LOB: 2 BB: 1 P: 10	R: 0 E: 0 K: 2 S: 7	H: 0 LOB: 0 BB: 0 P: 7	R: 1 E: 0 K: 0 S: 4	H: 1 LOB: 1 BB: 1 P: 8	R: 0 E: 1 K: 2 S: 9	H: 1 LOB: 2 BB: 0 P: 9	1B: 5 2B: 0 3B: 0 HR: 1	SF: 0 SAC: 1 DP: 2 HBP: 1	WP: 1 PA: 38
PITCHER Don Carrithers, R ERA: 4.61	IP: 9.0 WLS: W BF: 37 H: 6 R: 3 ER: 3 SO: 6 BB: 5 IBB: 0 HBP: 1 BLK: 0 WP: 1 HR: 1 S: 43 P: 64 ERA: 3.00 WHIP: 1.222															PITCHER					

Atlanta Braves @ Montreal Expos
 Jarry Park, Montreal, QB
 Tue Jul 20 1976, 7:05 PM EDT
 Att: 10,423 - Overcast - 73 F

AB 30
 R 3
 H 6
 RBI 3
 BB 5
 SO 6
 LOB 18



Batter	1	2	3	4	5	6	7	8	9	AB	R	H	RBI	BB	SO	LOB	BOTTOM		
Jerry White, S OBP: 0.307, SLG: 0.317	G3	2B 1B		K						4	0	2	1	0	1	0			
Ellis Valentine, R OBP: 0.308, SLG: 0.393	1B			5-3						4	1	2	0	0	0	1			
Mike Jorgensen, L OBP: 0.336, SLG: 0.356	BB 1B			F4						4	0	1	1	0	1	2			
Andre Thornton, R OBP: 0.335, SLG: 0.391										2	0	0	0	2	2	0			
Jim Lytle, L OBP: 0.319, SLG: 0.376	BB			FC5-4 BB						0	0	0	0	0	0	0			
Larry Parrish, R OBP: 0.278, SLG: 0.314	F7			FC5-4 1B						4	1	1	0	0	0	3			
Tim Foli, R OBP: 0.275, SLG: 0.389										1	0	0	0	0	0	2			
Pete Mackanin, R OBP: 0.269, SLG: 0.350	F8			1B SF9						3	1	1	0	0	0	1			
Barry Foote, R OBP: 0.262, SLG: 0.359										3	0	1	1	0	0	0			
Pepe Frias, R OBP: 0.262, SLG: 0.268										2	0	0	1	0	0	0			
Don Carrithers, R OBP: 0.100, SLG: 0.200										3	1	1	0	0	1	1			
Inning Stats	R: 1 E: 0 K: 0 S: 5	H: 2 LOB: 2 BB: 1 P: 9	R: 1 E: 0 K: 1 S: 8	H: 3 LOB: 0 BB: 0 P: 8	R: 2 E: 0 K: 0 S: 5	H: 2 LOB: 1 BB: 1 P: 9	R: 0 E: 0 K: 1 S: 5	H: 0 LOB: 0 BB: 0 P: 5	R: 0 E: 0 K: 1 S: 5	H: 1 LOB: 0 BB: 0 P: 5	R: 0 E: 0 K: 1 S: 3	H: 0 LOB: 0 BB: 0 P: 3	R: 0 E: 0 K: 1 S: 5	H: 0 LOB: 0 BB: 0 P: 5	R: 0 E: 0 K: 1 S: 5	H: 0 LOB: 0 BB: 0 P: 5	1B: 6 2B: 3 3B: 1 HR: 0	SF: 1 SAC: 0 DP: 1 HBP: 0	WP: 0 PA: 33
PITCHER Andy Messersmith, R ERA: 2.9	IP: 8.0 WLS: L BF: 33 H: 9 R: 4 ER: 4 SO: 5 BB: 2 IBB: 0 HBP: 0 BLK: 0 WP: 0 HR: 0 S: 41 P: 49 ERA: 4.50 WHIP: 1.375															PITCHER			

Atlanta Braves @ Montreal Expos
 Jarry Park, Montreal, QB
 Tue Jul 20 1976, 7:05 PM EDT
 Att: 10,423 - Overcast - 73 F

AB 30
 R 4
 H 9
 RBI 4
 BB 2
 SO 5
 LOB 10



Batter	1	2	3	4	5	6	7	8	9	AB	R	H	RBI	BB	SO	LOB	TOP		
Jerry Royster, R OBP: 0.323, SLG: 0.323 (1, 5)	0-0 SH1-4 1B		4-0 S 1B BB		4-0 G6-3 BB	4-0 BB		0-0 1-3		2	1	1	0	3	0	1			
Rod Gilbreath, R OBP: 0.335, SLG: 0.387 (1, 4)	0-0 SH1-4 1-2		4-0 3-4-1 1B BB		0-0 G6-3 1-2	0-0 F9		0-0 G1-4-3 1B		3	0	1	0	1	0	4			
Jimmy Wynn, R OBP: 0.393, SLG: 0.393 (1, 8)	0-0 F7		0-0 3-4-1 1B		0-0 F7		0-0 F5		0-0 G1-4-3 1B		5	0	1	1	0	2			
Willie Montanez, L OBP: 0.353, SLG: 0.428 (1, 3)	0-3 K		0-0 3-4-1 1B		0-0 3-4-1 1B		0-0 6-3		0-0 F7		5	0	0	0	0	1			
Ken Henderson, S OBP: 0.371, SLG: 0.415 (1, 9)		0-0 F8	4-0 BB		0-0 BB		0-0 1B 1B		0-0 FC4-6 1B		3	1	2	0	1	0			
Dave May, L OBP: 0.303, SLG: 0.301 Mike Marshall, R OBP: 0.385, SLG: 0.125 (7, 1)		0-0 4-3	0-0 F9		0-0 F9		0-0 1B 1B		0-0 FC4-6		4	1	1	0	0	4			
Darrel Chaney, S OBP: 0.338, SLG: 0.349 (1, 6)		0-0 FC4-6 1B		0-0 4-3		0-0 SH1-4 1B		0-0 1-3		4	0	2	1	0	0	0			
Biff Pocoroba, S OBP: 0.291, SLG: 0.266 (1, 2)		0-0 FC4-6		0-0 4-3		0-0 SH1-4 1B		0-0 4-3		4	0	1	1	0	0	1			
Dick Ruthven, R OBP: 0.231, SLG: 0.167 Bruce Dal Canton, R OBP: 0.230, SLG: 0.290 Tom Paciorek, R OBP: 0.361, SLG: 0.423 (6, 1) (7, 7)			0-3 K		0-0 6-3		0-0 SH1-4		0-0 1B		2	0	0	0	0	1			
Inning Stats	R: 0 E: 0 K: 1 S: 6	H: 1 LOB: 1 BB: 0 P: 6	R: 0 E: 0 K: 0 S: 4	H: 1 LOB: 1 BB: 0 P: 4	R: 1 E: 0 K: 1 S: 6	H: 1 LOB: 3 BB: 3 P: 18	R: 0 E: 0 K: 0 S: 3	H: 0 LOB: 0 BB: 0 P: 3	R: 0 E: 0 K: 0 S: 2	H: 0 LOB: 0 BB: 1 P: 6	R: 2 E: 0 K: 0 S: 7	H: 4 LOB: 3 BB: 1 P: 11	R: 0 E: 0 K: 0 S: 4	H: 1 LOB: 1 BB: 0 P: 4	R: 0 E: 0 K: 0 S: 4	H: 1 LOB: 1 BB: 0 P: 3	1B: 10 2B: 0 3B: 0 HR: 0	SF: 0 SAC: 2 DP: 2 HBP: 0	WP: 0 PA: 40 PB: 0 SB: 1 CS: 0
PITCHER	IP WLS BF H R ER SO BB IBB HBP BLK WP HR S P ERA WHIP	IP WLS BF H R ER SO BB IBB HBP BLK WP HR S P ERA WHIP	IP WLS BF H R ER SO BB IBB HBP BLK WP HR S P ERA WHIP	IP WLS BF H R ER SO BB IBB HBP BLK WP HR S P ERA WHIP	IP WLS BF H R ER SO BB IBB HBP BLK WP HR S P ERA WHIP	IP WLS BF H R ER SO BB IBB HBP BLK WP HR S P ERA WHIP	IP WLS BF H R ER SO BB IBB HBP BLK WP HR S P ERA WHIP	IP WLS BF H R ER SO BB IBB HBP BLK WP HR S P ERA WHIP	IP WLS BF H R ER SO BB IBB HBP BLK WP HR S P ERA WHIP	IP WLS BF H R ER SO BB IBB HBP BLK WP HR S P ERA WHIP	IP WLS BF H R ER SO BB IBB HBP BLK WP HR S P ERA WHIP	IP WLS BF H R ER SO BB IBB HBP BLK WP HR S P ERA WHIP	IP WLS BF H R ER SO BB IBB HBP BLK WP HR S P ERA WHIP	IP WLS BF H R ER SO BB IBB HBP BLK WP HR S P ERA WHIP	IP WLS BF H R ER SO BB IBB HBP BLK WP HR S P ERA WHIP	IP WLS BF H R ER SO BB IBB HBP BLK WP HR S P ERA WHIP	IP WLS BF H R ER SO BB IBB HBP BLK WP HR S P ERA WHIP	IP WLS BF H R ER SO BB IBB HBP BLK WP HR S P ERA WHIP	IP WLS BF H R ER SO BB IBB HBP BLK WP HR S P ERA WHIP

Atlanta Braves @ Montreal Expos
 Jarry Park, Montreal, QB
 Wed Jul 21 1976, 7:05 PM EDT
 Att: 10,171 - Unknown - 75 F

AB	33
R	3
H	10
RBI	3
BB	5
SO	2
LOB	15



Batter	1	2	3	4	5	6	7	8	9	AB	R	H	RBI	BB	SO	LOB	BOTTOM		
Ellis Valentine, R OBP: 0.304, SLG: 0.385 (1, 8)	0-0 F8		0-0 1-3		0-0 1-2 1B	0-0 PB		0-0 1-3		5	0	1	0	0	0	2			
Del Unser, L OBP: 0.275, SLG: 0.341 (1, 7)	0-0 F7		0-0 G3		0-3 K		0-0 6-3			3	1	0	0	1	1	2			
Mike Jorgensen, L OBP: 0.346, SLG: 0.364 (8, 3)	0-0 1B			0-0 G5-3 HBP 1B		4-0 1B BB	4-0 1B BB			3	1	3	0	1	0	0			
Andre Thornton, R OBP: 0.333, SLG: 0.386 Jim Lytle, L OBP: 0.319, SLG: 0.376 (8, 9)	0-0 F8			0-0 F3		0-0 F7	0-0 FC5-4 BB			3	0	0	0	1	0	3			
Larry Parrish, R OBP: 0.281, SLG: 0.311 (1, 5)		0-0 4-3		1-0 HBP		4-0 1B BB	4-0 FC5-4 BB			2	1	0	1	1	0	2			
Barry Foote, R OBP: 0.297, SLG: 0.362 (1, 2)		0-0 1B		0-0 G5-3		0-0 1B 1B	0-0 FC5-4			4	1	2	0	0	0	4			
Pete Mackanin, R OBP: 0.268, SLG: 0.348 Jose Morales, R OBP: 0.323, SLG: 0.484 Jerry White, S OBP: 0.307, SLG: 0.317 Dale Murray, R (6, PH) (6, PR) (7, 1)		0-3 K			0-0 6-3	0-0 1B PB 1B	0-0 F7			2	0	0	0	0	1	1			
Pepe Frias, R OBP: 0.246, SLG: 0.250 (7, 4)		0-0 6-3			0-0 4-3	0-0 F9		0-0 1-3		4	0	0	0	0	0	3			
Don Stanhouse, R OBP: 0.429, SLG: 0.375 Tim Foli, R OBP: 0.276, SLG: 0.390 (6, PH) (7, 6)			0-0 6-3		4-0 1B BB	0-0 PB 1B	0-0 F9		0-0 F9		1	0	0	0	1	0			
Inning Stats	R: 0 E: 0 K: 0 S: 4	H: 1 LOB: 1 BB: 0 P: 4	R: 0 E: 0 K: 1 S: 6	H: 1 LOB: 1 BB: 0 P: 6	R: 0 E: 0 K: 0 S: 3	H: 0 LOB: 0 BB: 0 P: 3	R: 0 E: 0 K: 0 S: 3	H: 1 LOB: 1 BB: 0 P: 4	R: 0 E: 0 K: 0 S: 6	H: 1 LOB: 2 BB: 1 P: 10	R: 3 E: 0 K: 0 S: 5	H: 3 LOB: 3 BB: 2 P: 13	R: 1 E: 0 K: 0 S: 4	H: 1 LOB: 2 BB: 2 P: 12	R: 0 E: 0 K: 0 S: 3	H: 0 LOB: 0 BB: 0 P: 3	1B: 8 2B: 0 3B: 0 HR: 0	SF: 0 SAC: 0 DP: 1 HBP: 1	WP: 0 PA: 37 PB: 1 SB: 0 CS: 0
PITCHER	IP WLS BF H R ER SO BB IBB HBP BLK WP HR S P ERA WHIP	IP WLS BF H R ER SO BB IBB HBP BLK WP HR S P ERA WHIP	IP WLS BF H R ER SO BB IBB HBP BLK WP HR S P ERA WHIP	IP WLS BF H R ER SO BB IBB HBP BLK WP HR S P ERA WHIP	IP WLS BF H R ER SO BB IBB HBP BLK WP HR S P ERA WHIP	IP WLS BF H R ER SO BB IBB HBP BLK WP HR S P ERA WHIP	IP WLS BF H R ER SO BB IBB HBP BLK WP HR S P ERA WHIP	IP WLS BF H R ER SO BB IBB HBP BLK WP HR S P ERA WHIP	IP WLS BF H R ER SO BB IBB HBP BLK WP HR S P ERA WHIP	IP WLS BF H R ER SO BB IBB HBP BLK WP HR S P ERA WHIP	IP WLS BF H R ER SO BB IBB HBP BLK WP HR S P ERA WHIP	IP WLS BF H R ER SO BB IBB HBP BLK WP HR S P ERA WHIP	IP WLS BF H R ER SO BB IBB HBP BLK WP HR S P ERA WHIP	IP WLS BF H R ER SO BB IBB HBP BLK WP HR S P ERA WHIP	IP WLS BF H R ER SO BB IBB HBP BLK WP HR S P ERA WHIP	IP WLS BF H R ER SO BB IBB HBP BLK WP HR S P ERA WHIP	IP WLS BF H R ER SO BB IBB HBP BLK WP HR S P ERA WHIP	IP WLS BF H R ER SO BB IBB HBP BLK WP HR S P ERA WHIP	IP WLS BF H R ER SO BB IBB HBP BLK WP HR S P ERA WHIP

Atlanta Braves @ Montreal Expos
 Jarry Park, Montreal, QB
 Wed Jul 21 1976, 7:05 PM EDT
 Att: 10,171 - Unknown - 75 F

AB	31
R	4
H	8
RBI	4
BB	5
SO	2
LOB	17



Batter	1	2	3	4	5	6	7	8	9	AB	R	H	RBI	BB	SO	LOB	TOP								
Jerry Royster, R (1.5)	0-0 4-3 SF9 2B		4-0 CS BB		0-3 K		0-0 SH1-3		0-0 FC5-4 1B	3	1	2	0	1	1	0									
Rod Gilbreath, R (1.4) Rob Bellor, R (4.4)	0-0 4-3 2-3		0-3 K		0-0 6-3		0-3 K		0-0 FC5-4 1B	2	0	0	0	0	1	2									
Jimmy Wynn, R (1.8)	0-0 SF9			0-0 4-3		4-0 BB 1B BB		0-3 K		0-3 K	3	1	0	1	1	2	3								
Willie Montanez, L (1.3)	0-3 K			0-3 K		0-0 BB 1B 1B		0-0 3-1		0-0 1B 1B	5	1	2	1	0	2	0								
Tom Paciorek, R (1.7)		0-3 K		4-0 HR BB		4-0 1B 1B BB		0-0 4-3		0-0 FC4-6 1B	3	1	1	1	2	1	0								
Ken Henderson, S (1.9)		0-3 K		0-0 HR		0-0 1B 1B		4-0 BB		0-0 FC4-6 1B	4	1	2	4	1	1	2								
Earl Williams, R (1.2)		4-0 BB		0-0 3-1		0-0 K		4-0 BB			0	0	0	0	0	0	0								
Darrel Chaney, S (1.6)		0-3 K2-3				0-0 F8		0-0 FC6-4			4	0	1	0	0	1	3								
Carl Morton, R (1.1) Bruce Dal Canton, R (7.1)			0-0 5-3		0-3 K		0-0 SH1-3 1B		0-0 FC5-4 1B 1B	3	0	1	0	0	1	0									
Inning Stats	R: 1 E: 0 K: 1 S: 6	H: 1 LOB: 0 BB: 0 P: 6	R: 0 E: 0 K: 3 S: 9	H: 0 LOB: 1 BB: 1 P: 13	R: 0 E: 0 K: 1 S: 4	H: 0 LOB: 0 BB: 1 P: 8	R: 2 E: 0 K: 1 S: 6	H: 1 LOB: 0 BB: 1 P: 10	R: 0 E: 0 K: 2 S: 7	H: 0 LOB: 0 BB: 0 P: 7	R: 2 E: 0 K: 1 S: 7	H: 3 LOB: 3 BB: 2 P: 15	R: 0 E: 0 K: 2 S: 8	H: 1 LOB: 0 BB: 0 P: 8	R: 0 E: 0 K: 0 S: 3	H: 0 LOB: 2 BB: 2 P: 11	R: 2 E: 0 K: 1 S: 9	H: 4 LOB: 2 BB: 0 P: 9	1B: 8 2B: 1 3B: 0 HR: 1	SF: 1 SAC: 1 DP: 0 HBP: 0	WP: 0 PB: 0 SB: 0 CS: 1	PA: 42			
PITCHER	IP WLS BF H R ER SO BB IBB HBP BLK WP HR S P ERA WHIP	IP WLS BF H R ER SO BB IBB HBP BLK WP HR S P ERA WHIP	IP WLS BF H R ER SO BB IBB HBP BLK WP HR S P ERA WHIP	IP WLS BF H R ER SO BB IBB HBP BLK WP HR S P ERA WHIP	IP WLS BF H R ER SO BB IBB HBP BLK WP HR S P ERA WHIP	IP WLS BF H R ER SO BB IBB HBP BLK WP HR S P ERA WHIP	IP WLS BF H R ER SO BB IBB HBP BLK WP HR S P ERA WHIP	IP WLS BF H R ER SO BB IBB HBP BLK WP HR S P ERA WHIP	IP WLS BF H R ER SO BB IBB HBP BLK WP HR S P ERA WHIP	IP WLS BF H R ER SO BB IBB HBP BLK WP HR S P ERA WHIP	IP WLS BF H R ER SO BB IBB HBP BLK WP HR S P ERA WHIP	IP WLS BF H R ER SO BB IBB HBP BLK WP HR S P ERA WHIP	IP WLS BF H R ER SO BB IBB HBP BLK WP HR S P ERA WHIP	IP WLS BF H R ER SO BB IBB HBP BLK WP HR S P ERA WHIP	IP WLS BF H R ER SO BB IBB HBP BLK WP HR S P ERA WHIP	IP WLS BF H R ER SO BB IBB HBP BLK WP HR S P ERA WHIP	IP WLS BF H R ER SO BB IBB HBP BLK WP HR S P ERA WHIP	IP WLS BF H R ER SO BB IBB HBP BLK WP HR S P ERA WHIP	IP WLS BF H R ER SO BB IBB HBP BLK WP HR S P ERA WHIP	IP WLS BF H R ER SO BB IBB HBP BLK WP HR S P ERA WHIP	IP WLS BF H R ER SO BB IBB HBP BLK WP HR S P ERA WHIP	IP WLS BF H R ER SO BB IBB HBP BLK WP HR S P ERA WHIP	IP WLS BF H R ER SO BB IBB HBP BLK WP HR S P ERA WHIP	IP WLS BF H R ER SO BB IBB HBP BLK WP HR S P ERA WHIP	IP WLS BF H R ER SO BB IBB HBP BLK WP HR S P ERA WHIP

Atlanta Braves @ Montreal Expos
 Jarry Park, Montreal, QB
 Thu Jul 22 1976, 7:05 PM EDT
 Att: 11,040 - Unknown - 70 F

AB 31
 R 7
 H 10
 RBI 7
 BB 5
 SO 11
 LOB 13



Batter	1	2	3	4	5	6	7	8	9	AB	R	H	RBI	BB	SO	LOB	BOTTOM								
Ellis Valentine, R (1.8)	0-0 6-3		4-0 FC5-4 BB		0-0 F9		0-3 K			3	0	0	0	1	1	1									
Del Unser, L (1.7)	0-0 FC3-2 3B		0-0 FC5-4 4-3 1-2		0-0 2B			0-0 HR		4	1	3	1	0	0	1									
Mike Jorgensen, L (1.3)	0-0 FC3-2 1B BB		0-0 4-3		0-0 F3			0-0 4-3		4	0	0	0	0	0	3									
Wayne Garrett, L (1.5) (8.4)	4-0 1B BB		0-0 G3		0-0 5-3			0-0 5-3		3	0	0	0	1	0	1									
Tim Foli, R (1.6)	0-0 1-2 2-3 1B		0-0 F9		0-0 F8			0-0 F6		4	0	1	0	0	0	0									
Barry Foote, R (1.2)	0-0 5-3		0-0 FC5-4 1B		0-0 F4			0-0 F7		4	0	1	0	0	0	3									
Gary Carter, R (1.9)		0-0 5-3		0-0 FC5-4 1-2		0-0 G6-4-3 1B		0-0 6-3		4	0	1	0	0	0	1									
Pepe Frias, R (1.4) Jim Lytle, L (7. PH) Larry Parrish, R (8.5)		0-0 4-3		0-0 4-3		4-0 G6-4-3 BB		0-0 F4		2	0	0	0	0	0	1									
Woodie Fryman, R (1.1) Joe Kerrigan, R (6.1)		0-0 1-3			0-0 1-3		0-0 G6-4-3 BB			2	0	0	0	0	0	0									
Jose Morales, R (7. PH) Chip Lang, R (8.1) Steve Dunning, R (9.1)										1	0	0	0	0	0	2									
Inning Stats	R: 0 E: 0 K: 0 S: 5	H: 2 LOB: 3 BB: 1 P: 9	R: 0 E: 0 K: 0 S: 3	H: 0 LOB: 0 BB: 0 P: 3	R: 0 E: 1 K: 0 S: 3	H: 0 LOB: 1 BB: 1 P: 7	R: 0 E: 1 K: 0 S: 4	H: 1 LOB: 1 BB: 0 P: 4	R: 0 E: 0 K: 0 S: 3	H: 0 LOB: 0 BB: 0 P: 3	R: 0 E: 0 K: 1 S: 5	H: 1 LOB: 1 BB: 1 P: 9	R: 1 E: 0 K: 0 S: 4	H: 1 LOB: 0 BB: 0 P: 4	R: 0 E: 0 K: 0 S: 3	H: 0 LOB: 0 BB: 0 P: 3	1B: 3 2B: 1 3B: 1 HR: 1	SF: 0 SAC: 0 DP: 1 HBP: 0	WP: 0 PB: 0 SB: 0 CS: 0	PA: 35					
PITCHER	IP WLS BF H R ER SO BB IBB HBP BLK WP HR S P ERA WHIP	IP WLS BF H R ER SO BB IBB HBP BLK WP HR S P ERA WHIP	IP WLS BF H R ER SO BB IBB HBP BLK WP HR S P ERA WHIP	IP WLS BF H R ER SO BB IBB HBP BLK WP HR S P ERA WHIP	IP WLS BF H R ER SO BB IBB HBP BLK WP HR S P ERA WHIP	IP WLS BF H R ER SO BB IBB HBP BLK WP HR S P ERA WHIP	IP WLS BF H R ER SO BB IBB HBP BLK WP HR S P ERA WHIP	IP WLS BF H R ER SO BB IBB HBP BLK WP HR S P ERA WHIP	IP WLS BF H R ER SO BB IBB HBP BLK WP HR S P ERA WHIP	IP WLS BF H R ER SO BB IBB HBP BLK WP HR S P ERA WHIP	IP WLS BF H R ER SO BB IBB HBP BLK WP HR S P ERA WHIP	IP WLS BF H R ER SO BB IBB HBP BLK WP HR S P ERA WHIP	IP WLS BF H R ER SO BB IBB HBP BLK WP HR S P ERA WHIP	IP WLS BF H R ER SO BB IBB HBP BLK WP HR S P ERA WHIP	IP WLS BF H R ER SO BB IBB HBP BLK WP HR S P ERA WHIP	IP WLS BF H R ER SO BB IBB HBP BLK WP HR S P ERA WHIP	IP WLS BF H R ER SO BB IBB HBP BLK WP HR S P ERA WHIP	IP WLS BF H R ER SO BB IBB HBP BLK WP HR S P ERA WHIP	IP WLS BF H R ER SO BB IBB HBP BLK WP HR S P ERA WHIP	IP WLS BF H R ER SO BB IBB HBP BLK WP HR S P ERA WHIP	IP WLS BF H R ER SO BB IBB HBP BLK WP HR S P ERA WHIP	IP WLS BF H R ER SO BB IBB HBP BLK WP HR S P ERA WHIP	IP WLS BF H R ER SO BB IBB HBP BLK WP HR S P ERA WHIP	IP WLS BF H R ER SO BB IBB HBP BLK WP HR S P ERA WHIP	IP WLS BF H R ER SO BB IBB HBP BLK WP HR S P ERA WHIP

Atlanta Braves @ Montreal Expos
 Jarry Park, Montreal, QB
 Thu Jul 22 1976, 7:05 PM EDT
 Att: 11,040 - Unknown - 70 F


AB 32
 R 1
 H 6
 RBI 1
 BB 3
 SO 1
 LOB 13



Batter	1	2	3	4	5	6	7	8	9	10	11	AB	R	H	RBI	BB	SO	LOB	TOP			
Pepe Mangual, R OBP: 0.397, SLG: 0.357 (1, 8)	5-3		K			F9				K		0	0	0	0	0	0	0				
Felix Milan, R OBP: 0.308, SLG: 0.316 (1, 4)	F7			4-3		F3		FC4-2			6-3	5	0	0	0	0	0	1				
John Milner, L OBP: 0.339, SLG: 0.463 (9, 3)	K			6-3				L4		F7		5	0	0	0	0	1	1				
Ed Kranepool, L OBP: 0.347, SLG: 0.295 Leon Brown, R OBP: 0.256, SLG: 0.262 (9, 7)	K			BB				L4		SH1-3		3	0	2	0	1	1	0				
Bruce Boisclair, L OBP: 0.343, SLG: 0.344 (1, 9)	K			3-1				1-3		SH1-3		3	0	0	0	0	1	2				
Mike Phillips, L OBP: 0.339, SLG: 0.389 (8, 6)						F9						3	0	1	0	1	1	1				
Jerry Grote, R OBP: 0.341, SLG: 0.322 (1, 2)												4	1	2	0	0	0	3				
Bud Harrelson, S OBP: 0.347, SLG: 0.292 Jim Dwyer, L OBP: 0.276, SLG: 0.247 Roy Staiger, R OBP: 0.245, SLG: 0.240 (8, 5)				6-3		G5-4-3						2	0	0	0	0	0	1				
Tom Seaver, R OBP: 0.332, SLG: 0.401 Joe Torre, R OBP: 0.455, SLG: 0.500 (10, 1)								SH1-4				1	1	1	0	0	0	0				
Inning Stats	R: 0 E: 0 K: 1 S: 5	H: 0 LOB: 0 BB: 0 P: 5	R: 0 E: 0 K: 2 S: 8	H: 1 LOB: 1 BB: 0 P: 8	R: 0 E: 0 K: 2 S: 7	H: 0 LOB: 0 BB: 0 P: 7	R: 0 E: 0 K: 0 S: 3	H: 0 LOB: 1 BB: 1 P: 7	R: 0 E: 0 K: 1 S: 5	H: 1 LOB: 1 BB: 0 P: 6	R: 2 E: 0 K: 0 S: 6	H: 3 LOB: 1 BB: 0 P: 6	R: 0 E: 0 K: 0 S: 3	H: 1 LOB: 2 BB: 1 P: 7	R: 0 E: 0 K: 1 S: 5	H: 0 LOB: 0 BB: 0 P: 5	R: 0 E: 0 K: 0 S: 3	H: 0 LOB: 0 BB: 0 P: 3	1B: 6 2B: 0 3B: 1 HR: 0	SF: 0 SAC: 2 DP: 2 HBP: 0	WP: 0 PB: 0 SB: 0 CS: 0	PA: 40
PITCHER	IP 10.0	WLS 10	BF 37	H 7	R 2	ER 2	SO 8	BB 1	IBB 1	HBP 0	BLK 0	WP 0	HR 0	S 51	P 59	ERA 1.80	WHIP 0.800					
Steve Rogers, R ERA: 3.64 Dale Murray, R ERA: 2.91 (11, 1)	1.0	W	3	0	0	0	0	0	0	0	0	0	0	3	3	0.00	0.000					

New York Mets @ Montreal Expos
 Jarry Park, Montreal, QB
 Fri Jul 23 1976, 7:05 PM EDT
 Att: 11,134 - Unknown - 75 F

AB 31
 R 2
 H 6
 RBI 0
 BB 2
 SO 6
 LOB 9



Batter	1	2	3	4	5	6	7	8	9	10	11	AB	R	H	RBI	BB	SO	LOB	BOTTOM							
Ellis Valentine, R OBP: 0.308, SLG: 0.384 (1, 8)	4-3 8-2 2B		K					6-3			K	5	0	2	0	0	2	2								
Mike Jorgensen, L OBP: 0.339, SLG: 0.355 (1, 3)	4-3			1B				G3			1-3	5	0	1	0	0	1	2								
Del Unser, L OBP: 0.283, SLG: 0.378 (1, 7)	8-2					K		F4				5	1	2	1	0	1	1								
Wayne Garrett, L OBP: 0.353, SLG: 0.302 (1, 4)				F5		K						4	0	0	0	0	1	2								
Tim Foli, R OBP: 0.272, SLG: 0.383 (1, 6)				G5-4-3				5-3				4	0	0	0	0	0	2								
Barry Foote, R OBP: 0.286, SLG: 0.371 (1, 2)												4	1	1	1	0	2	0								
Gary Carter, R OBP: 0.310, SLG: 0.319 (1, 9)												4	0	0	0	0	0	0								
Larry Parrish, R OBP: 0.287, SLG: 0.323 (1, 5)				6-3 BB								2	1	1	1	2	0	0								
Steve Rogers, R OBP: 0.119, SLG: 0.119 Jose Morales, R OBP: 0.327, SLG: 0.479 Jerry White, S OBP: 0.307, SLG: 0.317 Dale Murray, R (11, 1)												3	0	0	0	0	2	2								
Inning Stats	R: 0 E: 0 K: 0 S: 3	H: 1 LOB: 0 BB: 0 P: 3	R: 0 E: 0 K: 0 S: 3	H: 0 LOB: 0 BB: 0 P: 3	R: 0 E: 0 K: 1 S: 5	H: 0 LOB: 1 BB: 1 P: 9	R: 0 E: 0 K: 0 S: 4	H: 2 LOB: 1 BB: 0 P: 4	R: 2 E: 0 K: 2 S: 10	H: 3 LOB: 1 BB: 0 P: 10	R: 0 E: 0 K: 0 S: 7	H: 0 LOB: 0 BB: 0 P: 7	R: 0 E: 0 K: 2 S: 7	H: 0 LOB: 1 BB: 1 P: 11	R: 0 E: 0 K: 0 S: 3	H: 0 LOB: 0 BB: 0 P: 3	R: 0 E: 0 K: 1 S: 5	H: 0 LOB: 2 BB: 0 P: 5	R: 0 E: 0 K: 1 S: 5	H: 0 LOB: 2 BB: 0 P: 6	R: 1 E: 0 K: 0 S: 2	H: 1 LOB: 0 BB: 0 P: 2	1B: 3 2B: 2 3B: 0 HR: 3	SF: 0 SAC: 0 DP: 2 HBP: 1	WP: 1 PB: 0 SB: 1 CS: 0	PA: 39
PITCHER	IP 9.0	WLS L	BF 33	H 6	R 1	ER 1	SO 8	BB 2	IBB 0	HBP 0	BLK 0	WP 1	HR 2	S 47	P 55	ERA 2.00	WHIP 0.889									
Tom Seaver, R ERA: 2.68 Skip Lockwood, R ERA: 2.18 (10, 1)	1.1	L	6	1	1	1	1	0	0	1	0	0	1	7	8	6.75	0.750									

New York Mets @ Montreal Expos
 Jarry Park, Montreal, QB
 Fri Jul 23 1976, 7:05 PM EDT
 Att: 11,134 - Unknown - 75 F

AB 36
 R 3
 H 7
 RBI 3
 BB 2
 SO 9
 LOB 11



Batter	1	2	3	4	5	6	7	8	9	AB	R	H	RBI	BB	SO	LOB	TOP								
Pepe Mangual, R OBP: 0.403, SLG: 0.367 (1, 8)										0	2	0	0	0	0	0	New York Mets @ Montreal Expos Jarry Park, Montreal, QB Sat Jul 24 1976, 7:05 PM EDT Att: 14,198 - Unknown - 66 F								
Mike Phillips, L OBP: 0.339, SLG: 0.389 (1, 6)										5	0	2	1	0	0	2									
John Milner, L OBP: 0.339, SLG: 0.462 (1, 7)										5	1	1	3	1	0	5									
Ed Kranepool, L OBP: 0.349, SLG: 0.392 (1, 9)										2	0	0	0	2	0	1									
Bruce Boisclair, L OBP: 0.339, SLG: 0.338 (5, 9)										2	0	0	0	0	0	3									
Joe Torre, R OBP: 0.327, SLG: 0.390 (1, 3)										5	0	0	0	1	0	7									
Ron Hodges, L OBP: 0.312, SLG: 0.449 (1, 2)										2	1	1	1	3	0	0									
Roy Staiger, R OBP: 0.292, SLG: 0.241 (1, 5)										4	2	1	0	1	2	4									
Felix Millan, R OBP: 0.312, SLG: 0.314 (1, 4)										2	2	0	0	3	0	0									
Mickey Lolich, S OBP: 0.237, SLG: 0.147 (1, 1)										2	2	0	1	2	2	1									
Bob Apodaca, R OBP: 0.250, SLG: 0.273 (7, 1)										1	0	0	0	0	0	3									
Inning Stats	R: 1 E: 0 K: 1 S: 5	H: 0 LOB: 3 BB: 4 P: 21	R: 0 E: 1 K: 1 S: 7	H: 1 LOB: 2 BB: 0 P: 7	R: 0 E: 0 K: 0 S: 3	H: 0 LOB: 1 BB: 1 P: 7	R: 2 E: 1 K: 0 S: 5	H: 2 LOB: 2 BB: 2 P: 13	R: 5 E: 0 K: 0 S: 4	H: 1 LOB: 1 BB: 5 P: 24	R: 0 E: 0 K: 2 S: 7	H: 0 LOB: 1 BB: 1 P: 11	R: 0 E: 1 K: 0 S: 5	H: 1 LOB: 2 BB: 0 P: 5	R: 2 E: 0 K: 0 S: 5	H: 3 LOB: 1 BB: 1 P: 9	R: 0 E: 1 K: 0 S: 3	H: 0 LOB: 0 BB: 0 P: 3	1B: 6 2B: 2 3B: 0 HR: 0	SF: 1 SAC: 0 DP: 3 HBP: 0	WP: 0 PB: 1 SB: 0 CS: 0	PA: 50			
PITCHER	IP	WLS	BF	H	R	ER	SO	BB	IBB	HBP	BLK	WP	HR	S	P	ERA	WHIP								
Clay Kirby, R ERA: 5.0 (1, 1)	3.1	L	21	3	3	2	2	6	0	0	0	0	0	19	43	5.40	2.700								
Joe Kerrigan, R ERA: 8.1 (4, 1)	0.2		6	0	4	4	0	4	1	0	0	0	0	1	21	54.00	6.000								
Dan Warthen, L ERA: 6.26 (5, 1)	2.0		9	1	1	1	2	2	0	0	0	0	0	11	19	4.50	1.500								
Chip Lang, R ERA: 4.67 (7, 1)	3.0		14	4	2	2	0	1	0	0	0	0	0	13	17	6.00	1.667								

AB	30
R	10
H	5
RBI	6
BB	13
SO	4
LOB	26



Batter	1	2	3	4	5	6	7	8	9	AB	R	H	RBI	BB	SO	LOB	BOTTOM								
Ellis Valentine, R OBP: 0.305, SLG: 0.382 (1, 8)										3	1	1	1	0	1	0	New York Mets @ Montreal Expos Jarry Park, Montreal, QB Sat Jul 24 1976, 7:05 PM EDT Att: 14,198 - Unknown - 66 F								
Bombo Rivera, R OBP: 0.338, SLG: 0.425 (1, 7)										3	0	1	0	0	1	2									
Del Unser, L OBP: 0.282, SLG: 0.377 (7, PH)										1	0	0	0	0	0	1									
Larry Parrish, R OBP: 0.290, SLG: 0.330 (1, 5)										4	0	2	1	0	0	1									
Andre Thornton, R OBP: 0.333, SLG: 0.384 (1, 3)										1	0	0	1	1	0	1									
Barry Foote, R OBP: 0.262, SLG: 0.364 (1, 2)										4	0	0	0	0	0	5									
Tim Foli, R OBP: 0.272, SLG: 0.381 (1, 6)										4	0	1	0	0	0	1									
Gary Carter, R OBP: 0.309, SLG: 0.313 (1, 9)										3	1	0	0	1	0	1									
Pete Mackanin, R OBP: 0.266, SLG: 0.346 (1, 4)										2	0	0	0	0	1	0									
Wayne Garrett, L OBP: 0.351, SLG: 0.301 (7, PH)										1	1	0	0	0	0	0									
Clay Kirby, R OBP: 0.318, SLG: 0.125 (1, 1)										1	0	0	0	0	0	0									
Joe Kerrigan, R OBP: 0.310, SLG: 0.325 (4, 1)										0	0	0	0	0	0	0									
Dan Warthen, S OBP: 0.310, SLG: 0.325 (5, 1)										0	0	0	0	0	0	0									
Jerry White, S OBP: 0.310, SLG: 0.325 (6, PH)										1	1	1	0	0	0	0									
Chip Lang, R OBP: 0.500, SLG: 0.500 (7, 1)										1	0	1	1	0	0	0									
Inning Stats	R: 0 E: 0 K: 1 S: 5	H: 0 LOB: 0 BB: 0 P: 5	R: 0 E: 1 K: 0 S: 3	H: 0 LOB: 0 BB: 0 P: 3	R: 0 E: 0 K: 0 S: 3	H: 0 LOB: 0 BB: 0 P: 3	R: 0 E: 0 K: 0 S: 4	H: 1 LOB: 2 BB: 1 P: 8	R: 0 E: 0 K: 1 S: 5	H: 1 LOB: 0 BB: 0 P: 5	R: 2 E: 0 K: 1 S: 8	H: 3 LOB: 1 BB: 0 P: 8	R: 2 E: 1 K: 0 S: 5	H: 1 LOB: 1 BB: 1 P: 9	R: 0 E: 0 K: 0 S: 3	H: 1 LOB: 0 BB: 0 P: 3	R: 0 E: 0 K: 0 S: 3	H: 0 LOB: 0 BB: 0 P: 3	1B: 4 2B: 3 3B: 0 HR: 0	SF: 2 SAC: 0 DP: 3 HBP: 0	WP: 0 PB: 0 SB: 0 CS: 0	PA: 35			
PITCHER	IP	WLS	BF	H	R	ER	SO	BB	IBB	HBP	BLK	WP	HR	S	P	ERA	WHIP								
Mickey Lolich, L ERA: 2.71 (1, 1)	6.0		23	5	2	2	3	1	0	0	0	0	0	11	15	3.00	1.000								
Bob Apodaca, R ERA: 2.96 (7, 1)	3.0	S	12	2	2	0	0	1	0	0	0	0	0	11	15	0.00	1.000								

AB	29
R	4
H	7
RBI	4
BB	2
SO	3
LOB	12



Batter	1	2	3	4	5	6	7	8	9	AB	R	H	RBI	BB	SO	LOB	TOP								
Ellis Valentine, R OBP: 0.300, SLG: 0.417	0-0 6-3			0-0 6-3		0-0 2H HR		0-3 K	4 1 1 2 0 1 0								Montreal Expos @ Chicago Cubs Wrigley Field, Chicago, IL Mon Jul 26 1976, 3:33 AM CDT Sunny - 82 F								
Wayne Garrett, L OBP: 0.350, SLG: 0.298	0-0 3-1			4-0 BB		0-3 K		0-0 G3	3 0 0 0 1 1 0																
Larry Parrish, R OBP: 0.289, SLG: 0.325	0-0 L5			0-0 F7		0-3 K		0-0 CS 1B	4 0 1 0 0 1 1																
Del Unser, L OBP: 0.279, SLG: 0.373		0-0 L6		0-0 F6			0-0 P2	0-0 CS 1-2	3 0 0 0 0 0 1																
Andre Thornton, R OBP: 0.330, SLG: 0.378 Jerry White, S OBP: 0.308, SLG: 0.324		0-0 6-3			0-0 F9		0-0 F9		0 0 0 0 0 0 0 0 0 0 0 0 0 0																
Tim Foli, R OBP: 0.270, SLG: 0.387		0-0 1-3			0-0 F6		0-3 K		3 0 0 0 0 1 0																
Mike Jorgensen, L OBP: 0.335, SLG: 0.350			0-3 K		0-0 4-3			0-0 F2	3 0 0 0 0 1 0																
Barry Foote, R OBP: 0.263, SLG: 0.364			0-0 5-3			0-0 SH1-4 HR 1B		0-0 F8	3 1 1 0 0 0 0																
Don Stanhouse, R OBP: 0.400, SLG: 0.346			0-0 F7			0-0 SH1-4 1-2		0-0 5-3	2 0 0 0 0 0 0																
Inning Stats	R: 0 E: 0 K: 0 S: 3	H: 0 LOB: 0 BB: 0 P: 3	R: 0 E: 0 K: 0 S: 3	H: 0 LOB: 0 BB: 0 P: 3	R: 0 E: 0 K: 1 S: 5	H: 0 LOB: 2 BB: 0 P: 5	R: 0 E: 0 K: 0 S: 3	H: 0 LOB: 1 BB: 1 P: 7	R: 0 E: 0 K: 0 S: 3	H: 0 LOB: 0 BB: 0 P: 3	R: 2 E: 0 K: 2 S: 9	H: 2 LOB: 0 BB: 0 P: 9	R: 0 E: 0 K: 1 S: 5	H: 0 LOB: 0 BB: 0 P: 5	R: 0 E: 0 K: 0 S: 3	H: 0 LOB: 0 BB: 0 P: 3	R: 0 E: 0 K: 1 S: 5	H: 1 LOB: 0 BB: 0 P: 5	1B: 2 2B: 0 3B: 0 HR: 1	SF: 0 SAC: 1 DP: 0 HBP: 0	WP: 0 PB: 0 SB: 0 CS: 1	PA: 31			
PITCHER	IP	WLS	BF	H	R	ER	SO	BB	IBB	HBP	BLK	WP	HR	S	P	ERA	WHIP	PITCHER							
Steve Stone, R ERA: 3.03	7.0	L	24	2	2	2	4	1	0	0	0	0	1	31	35	2.57	0.429								
Joe Coleman, R ERA: 4.93	2.0		6	1	0	0	1	0	0	0	0	0	0	8	8	0.00	0.500								

AB	25
R	2
H	3
RBI	2
BB	1
SO	5
LOB	2



Batter	1	2	3	4	5	6	7	8	9	AB	R	H	RBI	BB	SO	LOB	BOTTOM								
Joe Wallis, S OBP: 0.290, SLG: 0.341 Joe Coleman, R OBP: 0.143, SLG: 0.143	0-0 G3 1B 2B		0-0 G3		0-0 F8		0-0 4-3		4 1 1 0 0 0 1 0 0 0 0 0 0 0								Montreal Expos @ Chicago Cubs Wrigley Field, Chicago, IL Mon Jul 26 1976, 3:33 AM CDT Sunny - 82 F								
Jose Cardenal, R OBP: 0.345, SLG: 0.417	0-0 G3		0-0 CS 1B		4-0 G6-4-3 BB			0-0 FC1-6 1B	3 0 2 0 1 0 1																
Bill Madlock, R OBP: 0.395, SLG: 0.481	0-0 L7-4 S 1B		4-0 1B 1-2 BB		0-0 G6-4-3 1-2			0-0 FC1-6 1-2	3 0 1 1 1 0 2																
Jerry Morales, R OBP: 0.304, SLG: 0.396	0-0 E5		0-0 FC4 1B		0-0 6-3			0-3 K	4 0 1 0 0 1 2																
Larry Bittner, L OBP: 0.254, SLG: 0.263	0-0 L7-4		0-0 FC4		0-0 4-3			0-0 3-1	4 0 0 0 0 0 5																
Manny Trillo, R OBP: 0.305, SLG: 0.322		4-0 S BB		0-3 K		0-3 K		0-0 F3	3 0 0 0 1 2 0																
Steve Swisher, R OBP: 0.288, SLG: 0.323		0-0 F9		4-0 1B BB			0-0 G3	0-3 K	3 0 0 0 1 1 1																
Mick Kelleher, R OBP: 0.287, SLG: 0.301 Champ Summers, L OBP: 0.303, SLG: 0.307		0-3 K		0-0 1B			0-0 4-3	0-0 F7	2 0 1 0 0 1 1 2 0 0 0 0 0 0																
Steve Stone, R OBP: 0.091, SLG: 0.091 Ralph LaCock, L OBP: 0.333, SLG: 0.374 Dave Rosello, R OBP: 0.361, SLG: 0.280		0-0 L8		0-3 K			0-0 1B		2 0 0 0 0 1 2 1 0 1 0 0 0 0 0 0 0 0 0 0 0																
Inning Stats	R: 1 E: 1 K: 0 S: 5	H: 2 LOB: 1 BB: 0 P: 5	R: 0 E: 0 K: 1 S: 5	H: 0 LOB: 1 BB: 1 P: 9	R: 0 E: 0 K: 2 S: 4	H: 2 LOB: 2 BB: 1 P: 8	R: 0 E: 0 K: 2 S: 7	H: 1 LOB: 1 BB: 1 P: 11	R: 0 E: 0 K: 0 S: 2	H: 0 LOB: 0 BB: 1 P: 6	R: 0 E: 0 K: 1 S: 5	H: 0 LOB: 0 BB: 0 P: 5	R: 0 E: 0 K: 0 S: 4	H: 1 LOB: 1 BB: 0 P: 4	R: 0 E: 0 K: 1 S: 6	H: 1 LOB: 1 BB: 0 P: 6	R: 0 E: 0 K: 1 S: 5	H: 0 LOB: 0 BB: 0 P: 5	1B: 6 2B: 2 3B: 0 HR: 0	SF: 0 SAC: 0 DP: 2 HBP: 0	WP: 0 PB: 0 SB: 2 CS: 1	PA: 35			
PITCHER	IP	WLS	BF	H	R	ER	SO	BB	IBB	HBP	BLK	WP	HR	S	P	ERA	WHIP	PITCHER							
Don Stanhouse, R ERA: 2.45	9.0	W	35	7	1	1	6	4	0	0	0	0	0	43	59	1.00	1.222								

AB	31
R	1
H	7
RBI	1
BB	4
SO	6
LOB	15



Batter	1	2	3	4	5	6	7	8	9	AB	R	H	RBI	BB	SO	LOB	TOP			
Ellis Valentine, R OBP: 0.305, SLG: 0.416										5	1	2	0	0	0	2	Montreal Expos @ Chicago Cubs Wrigley Field, Chicago, IL Mon Jul 26 1976, 3:38 AM CDT Att. 12,172 - Overcast - 82 F			
Wayne Garrett, L OBP: 0.352, SLG: 0.298										3	0	1	0	1	0	2				
Larry Parrish, R OBP: 0.294, SLG: 0.337										5	1	3	1	0	0	2				
Del Unser, L OBP: 0.275, SLG: 0.367										5	0	0	0	0	1	7				
Andre Thornton, R OBP: 0.328, SLG: 0.373										0	0	0	0	0	0	0				
Jerry White, S OBP: 0.308, SLG: 0.324										0	0	0	0	0	0	0				
Tim Foli, R OBP: 0.270, SLG: 0.388										4	0	1	1	0	1	2				
Mike Jorgensen, L OBP: 0.344, SLG: 0.366										1	1	1	1	3	0	0				
Barry Foote, R OBP: 0.258, SLG: 0.358										4	0	0	0	0	0	4				
Steve Dunning, R										2	0	0	0	1	2	0				
Dale Murray, R										0	0	0	0	0	0	0				
Inning Stats	R: 1 E: 1 K: 0 S: 5	H: 2 LOB: 2 BB: 1 P: 9	R: 0 E: 0 K: 0 S: 3	H: 0 LOB: 1 BB: 1 P: 7	R: 0 E: 0 K: 0 S: 3	H: 0 LOB: 0 BB: 0 P: 3	R: 0 E: 0 K: 0 S: 3	H: 0 LOB: 1 BB: 1 P: 7	R: 0 E: 0 K: 1 S: 4	H: 2 LOB: 2 BB: 1 P: 8	R: 0 E: 0 K: 1 S: 6	H: 1 LOB: 2 BB: 1 P: 10	R: 1 E: 0 K: 2 S: 8	H: 1 LOB: 0 BB: 0 P: 8	R: 0 E: 0 K: 1 S: 7	H: 2 LOB: 2 BB: 0 P: 7	1B: 4 2B: 4 3B: 0 HR: 1	SF: 0 SAC: 1 DP: 2 HBP: 0	WP: 0 PB: 0 SB: 1 CS: 1	PA: 41
PITCHER	IP WLS BF H R ER SO BB IBB HBP BLK WP HR S P ERA WHIP	IP WLS BF H R ER SO BB IBB HBP BLK WP HR S P ERA WHIP																		
Steve Renko, R ERA: 4.45	6.0 L 26 4 2 2 1 4 1 0 0 0 0 0 23 43 3.00 1.333																			
Paul Reuschel, R ERA: 4.91	2.0 9 2 1 1 3 1 0 0 0 0 1 14 18 4.50 1.500																			
Mike Garman, R ERA: 5.16	1.0 5 2 0 0 1 0 0 0 0 0 0 0 7 7 0.00 2.000																			
Batter	1	2	3	4	5	6	7	8	9	AB	R	H	RBI	BB	SO	LOB	BOTTOM			
Joe Wallis, S OBP: 0.289, SLG: 0.362										4	1	1	1	0	0	1	Montreal Expos @ Chicago Cubs Wrigley Field, Chicago, IL Mon Jul 26 1976, 3:38 AM CDT Att. 12,172 - Overcast - 82 F			
Ralph LaCock, L OBP: 0.331, SLG: 0.365										3	0	0	0	1	0	0				
Champ Summers, L OBP: 0.301, SLG: 0.297										3	0	0	0	1	0	0				
Larry Bittner, L OBP: 0.261, SLG: 0.272										3	0	1	0	1	1	0				
Wayne Tyrone, R OBP: 0.176, SLG: 0.133										3	0	0	0	0	1	3				
George Mittenwald, R OBP: 0.266, SLG: 0.282										2	0	0	0	1	1	0				
Dave Rosello, R OBP: 0.357, SLG: 0.276										3	0	0	0	0	1	1				
Mick Kelleher, R OBP: 0.281, SLG: 0.295										3	0	0	0	0	0	1				
Steve Renko, R OBP: 0.037, SLG: 0.037										1	0	0	0	0	1	0				
Bill Maclock, R OBP: 0.397, SLG: 0.483										1	0	1	0	0	0	0				
Paul Reuschel, R OBP: 0.154, SLG: 0.091										0	0	0	0	0	0	0				
Jose Cardenal, R OBP: 0.344, SLG: 0.416										1	0	0	0	0	0	1				
Mike Garman, R										0	0	0	0	0	0	0				
Inning Stats	R: 0 E: 0 K: 0 S: 2	H: 0 LOB: 2 BB: 3 P: 14	R: 0 E: 0 K: 2 S: 7	H: 0 LOB: 0 BB: 0 P: 7	R: 0 E: 0 K: 1 S: 5	H: 0 LOB: 0 BB: 0 P: 5	R: 0 E: 0 K: 2 S: 7	H: 0 LOB: 0 BB: 0 P: 7	R: 0 E: 0 K: 2 S: 3	H: 1 LOB: 0 BB: 0 P: 3	R: 0 E: 0 K: 0 S: 3	H: 1 LOB: 0 BB: 0 P: 3	R: 0 E: 0 K: 0 S: 3	H: 0 LOB: 1 BB: 1 P: 7	R: 1 E: 0 K: 0 S: 4	H: 1 LOB: 0 BB: 0 P: 4	1B: 1 2B: 3 3B: 0 HR: 1	SF: 0 SAC: 0 DP: 2 HBP: 0	WP: 1 PB: 0 SB: 0 CS: 0	PA: 31
PITCHER	IP WLS BF H R ER SO BB IBB HBP BLK WP HR S P ERA WHIP	IP WLS BF H R ER SO BB IBB HBP BLK WP HR S P ERA WHIP																		
Steve Dunning, R ERA: 5.07	8.0 W 28 3 1 1 5 4 0 0 0 0 1 1 34 50 1.12 0.875																			
Dale Murray, R ERA: 2.87	1.0 S 3 0 0 0 0 0 0 0 0 0 0 0 3 3 0.00 0.000																			

Batter	1	2	3	4	5	6	7	8	9	AB	R	H	RBI	BB	SO	LOB	TOP			
Ellis Valentine, R OBP: 0.293, SLG: 0.398 (1, 8)										4	0	0	0	0	0	0				
Wayne Garrett, L OBP: 0.354, SLG: 0.301 (1, 4)										4	0	2	0	0	1	0				
Larry Parrish, R OBP: 0.290, SLG: 0.332 (1, 5)										4	0	0	0	0	2	2				
Del Unser, L OBP: 0.276, SLG: 0.367 (1, 7)										3	0	1	0	0	0	0				
Andre Thornton, R OBP: 0.325, SLG: 0.368 (1, 3)										0	0	0	0	0	0	0				
Tim Foli, R OBP: 0.267, SLG: 0.384 (1, 6)										3	0	0	0	0	0	0				
Mike Jorgensen, L OBP: 0.343, SLG: 0.364 (1, 9)										1	0	0	0	0	1	0				
Jerry White, S OBP: 0.310, SLG: 0.322 (4, 7)										1	0	0	0	1	0	0				
Barry Foote, R OBP: 0.256, SLG: 0.355 (1, 2)										2	0	0	0	0	0	0				
Joe Kerrigan, R OBP: 0.340, SLG: 0.480 (6, PH)										0	0	0	0	0	0	0				
Jose Morales, R OBP: 0.340, SLG: 0.480 (8, PH)										1	0	0	0	0	0	1				
Chuck Taylor, R OBP: 0.284, SLG: 0.371 (6, 2)										0	0	0	0	0	0	1				
Steve Rogers, R OBP: 0.316, SLG: 0.116 (1, 1)										1	0	0	0	0	0	0				
Earl Williams, R OBP: 0.284, SLG: 0.371 (6, 2)										2	0	0	0	0	0	1				
Inning Stats	R: 0 E: 0 K: 0 S: 3	H: 1 LOB: 0 BB: 0 P: 3	R: 0 E: 0 K: 0 S: 3	H: 0 LOB: 0 BB: 0 P: 3	R: 0 E: 0 K: 1 S: 5	H: 0 LOB: 0 BB: 0 P: 5	R: 0 E: 0 K: 2 S: 7	H: 0 LOB: 0 BB: 0 P: 7	R: 0 E: 0 K: 0 S: 3	H: 0 LOB: 0 BB: 0 P: 3	R: 0 E: 0 K: 1 S: 7	H: 2 LOB: 2 BB: 0 P: 7	R: 0 E: 0 K: 0 S: 3	H: 0 LOB: 1 BB: 1 P: 7	R: 0 E: 0 K: 1 S: 5	H: 0 LOB: 0 BB: 0 P: 5	1B: 3 2B: 0 3B: 0 HR: 0	SF: 0 SAC: 0 DP: 1 HBP: 0	WP: 0 PB: 0 SB: 0 CS: 0	PA: 30
PITCHER Ray Burris, R ERA: 3.86 (1, 1)	IP: 9.0 WLS: W BF: 30 H: 3 R: 0 ER: 0 SO: 5 BB: 1 IBB: 0 HBP: 0 BLK: 0 WP: 0 HR: 0 S: 39 P: 43 ERA: 0.00 WHIP: 0.444															PITCHER				

Montreal Expos @ Chicago Cubs
Wrigley Field, Chicago, IL
Tue Jul 27 1976, 3:33 AM CDT
Att: 11,919 - Sunny - 76 F

AB	26
R	0
H	3
RBI	0
BB	1
SO	4
LOB	4

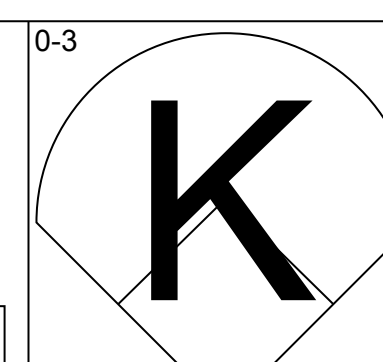
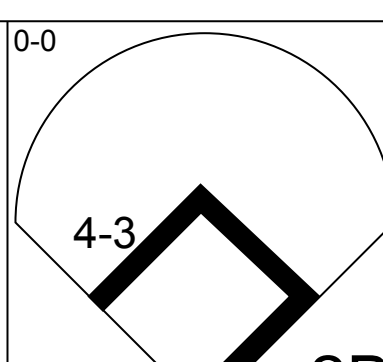
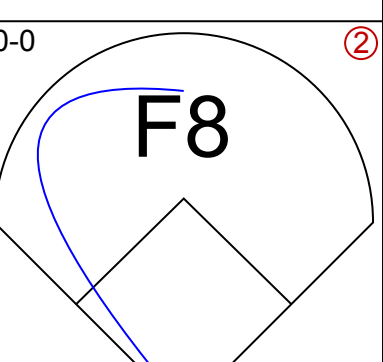
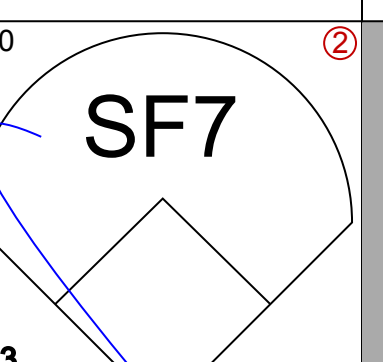
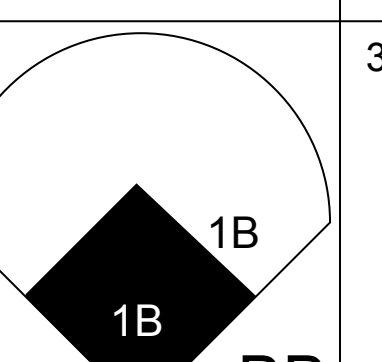
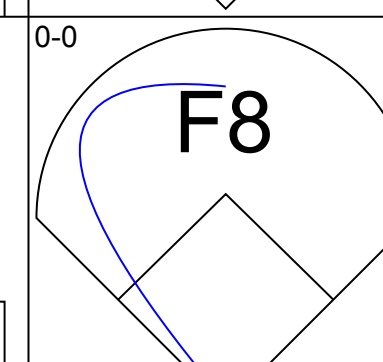
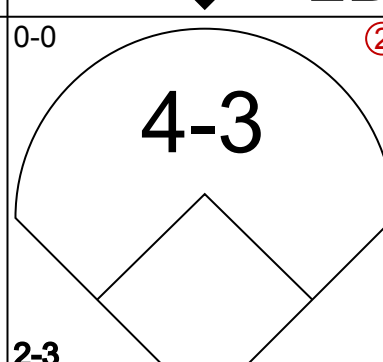
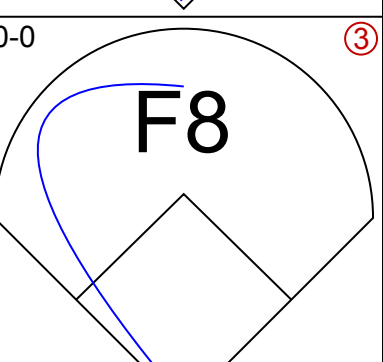
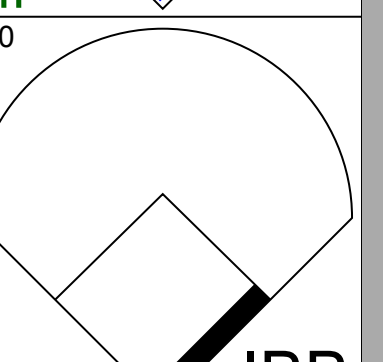
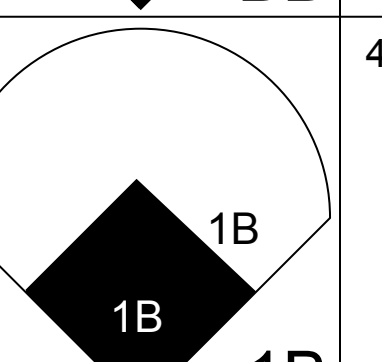
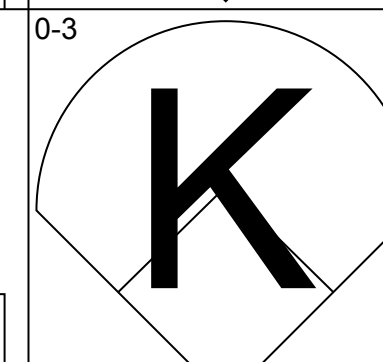
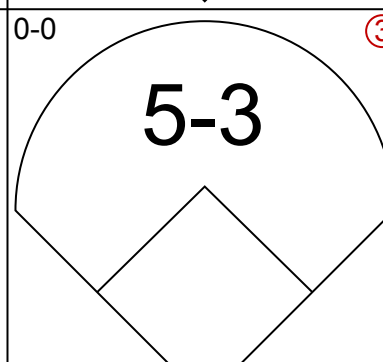
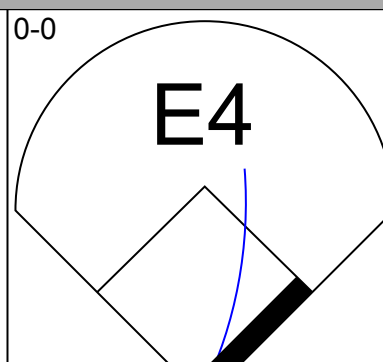
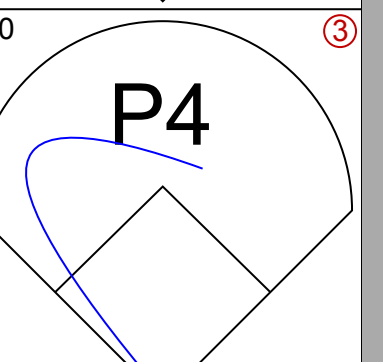
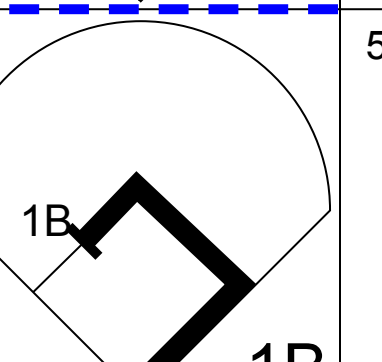
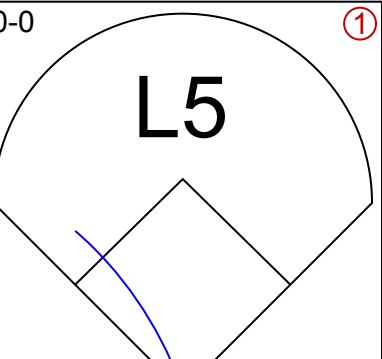
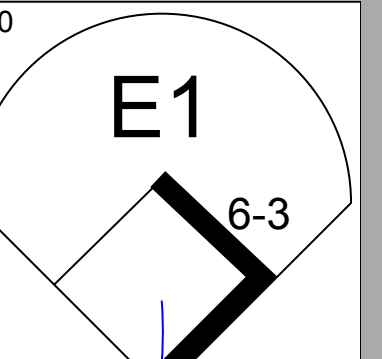
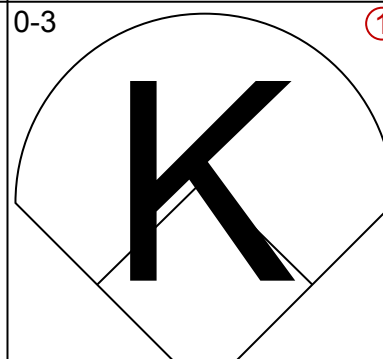
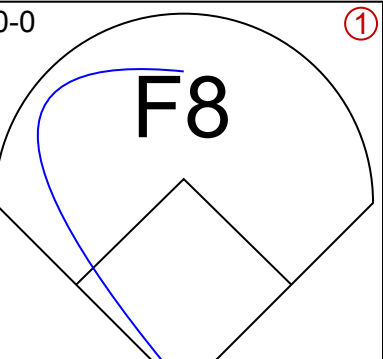
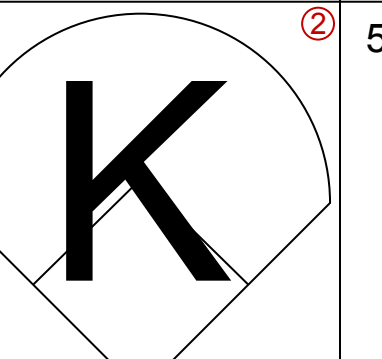
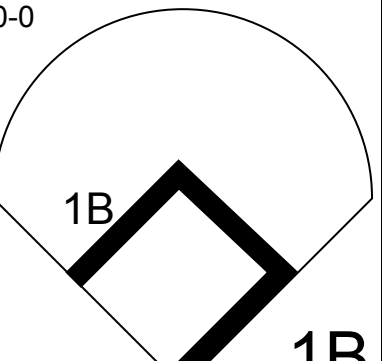
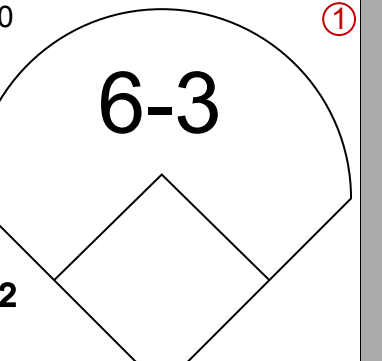
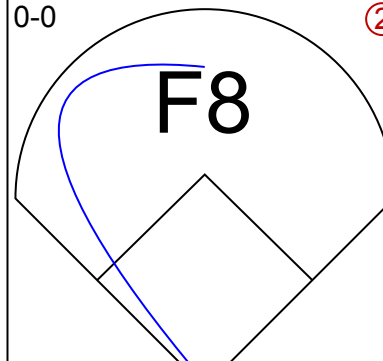
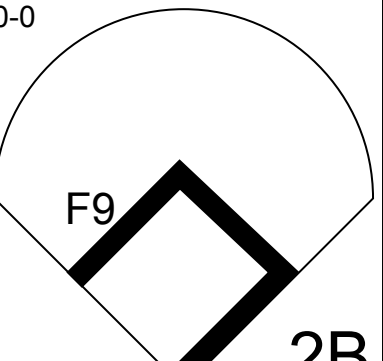
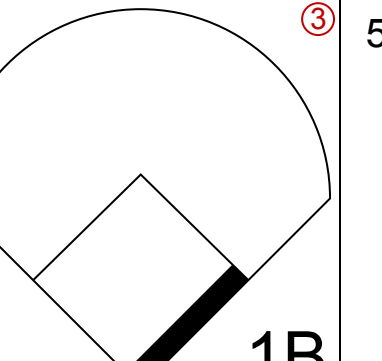
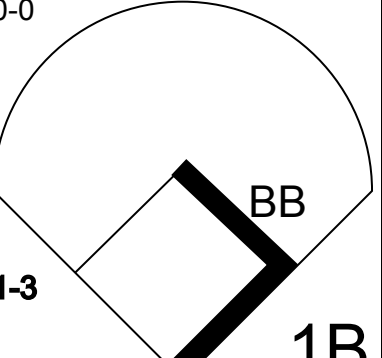
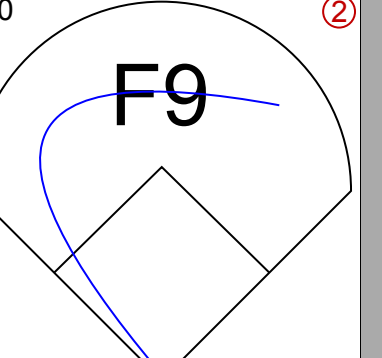
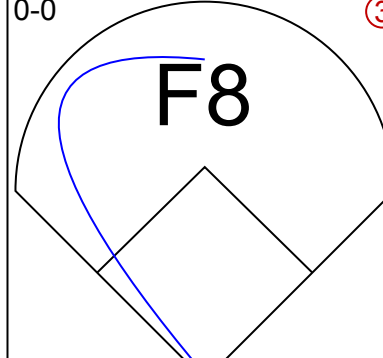
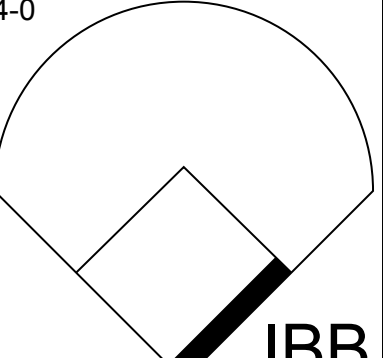
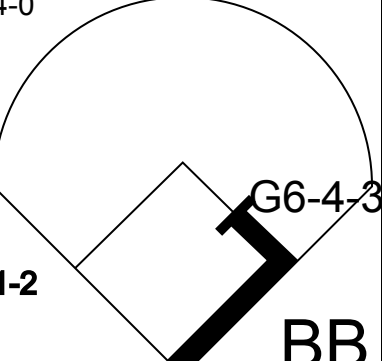
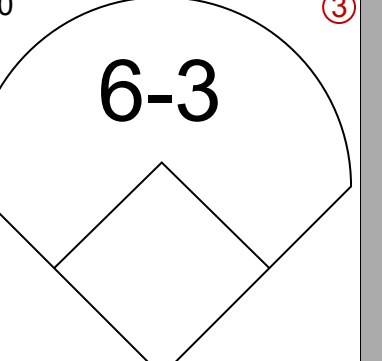
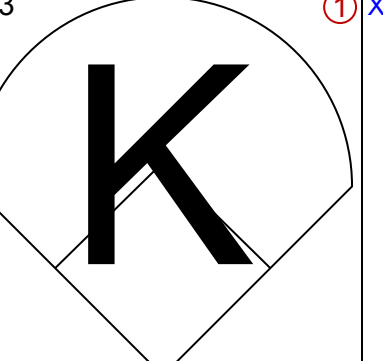
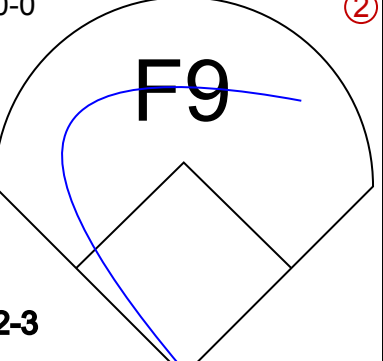
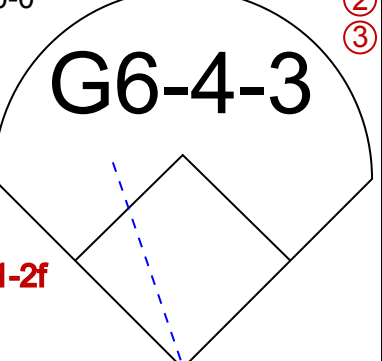
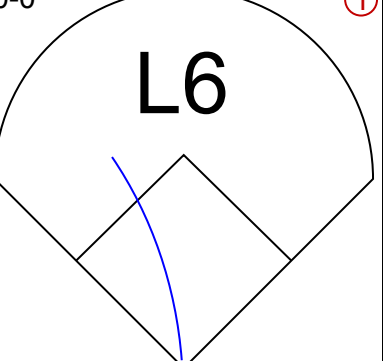
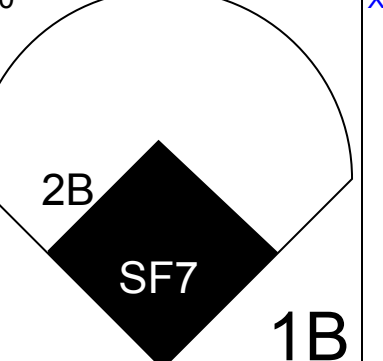
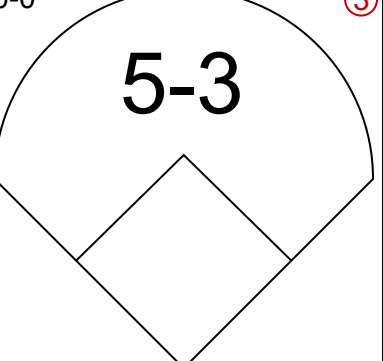
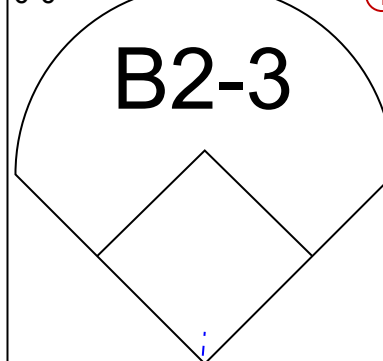
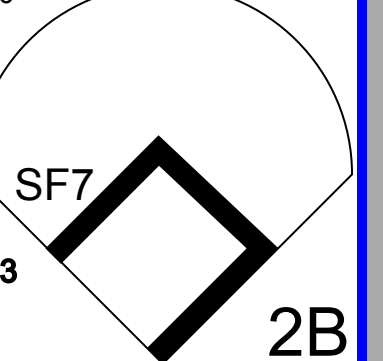
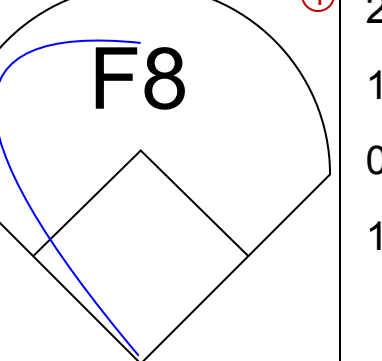


Batter	1	2	3	4	5	6	7	8	9	AB	R	H	RBI	BB	SO	LOB	BOTTOM			
Joe Wallis, S OBP: 0.299, SLG: 0.366 (1, 8)										4	1	2	0	1	0	1				
Jose Cardenal, R OBP: 0.346, SLG: 0.416 (1, 7)										4	1	2	1	1	0	2				
Bill Madlock, R OBP: 0.398, SLG: 0.482 (1, 5)										3	1	1	1	0	0	2				
Jerry Morales, R OBP: 0.306, SLG: 0.397 (1, 9)										4	1	2	1	0	0	2				
Ralph LaCock, L OBP: 0.342, SLG: 0.372 (1, 3)										3	0	2	1	1	0	1				
Manny Trillo, R OBP: 0.304, SLG: 0.321 (1, 4)										4	0	1	1	0	0	3				
Steve Swisher, R OBP: 0.285, SLG: 0.319 (1, 2)										4	0	0	0	0	1	5				
Mick Kelleher, R OBP: 0.274, SLG: 0.287 (1, 6)										4	1	0	0	0	2	3				
Ray Burris, R OBP: 0.178, SLG: 0.159 (1, 1)										3	0	0	0	0	0	2				
Inning Stats	R: 4 E: 0 K: 1 S: 10	H: 5 LOB: 1 BB: 0 P: 10	R: 0 E: 0 K: 0 S: 3	H: 0 LOB: 1 BB: 1 P: 7	R: 0 E: 0 K: 1 S: 6	H: 1 LOB: 1 BB: 0 P: 6	R: 1 E: 1 K: 0 S: 5	H: 1 LOB: 2 BB: 0 P: 6	R: 0 E: 0 K: 0 S: 2	H: 0 LOB: 0 BB: 1 P: 6	R: 0 E: 0 K: 0 S: 4	H: 1 LOB: 1 BB: 0 P: 4	R: 0 E: 0 K: 0 S: 4	H: 1 LOB: 1 BB: 0 P: 4	R: 0 E: 0 K: 0 S: 4	H: 1 LOB: 1 BB: 0 P: 4	1B: 10 2B: 0 3B: 0 HR: 0	SF: 0 SAC: 1 DP: 1 HBP: 1	WP: 0 PB: 0 SB: 0 CS: 0	PA: 38
PITCHER Steve Rogers, R ERA: 3.79 (1, 1)	IP: 5.0 WLS: L BF: 27 H: 8 R: 5 ER: 4 SO: 3 BB: 2 IBB: 0 HBP: 1 BLK: 0 WP: 0 HR: 0 S: 30 P: 39 ERA: 7.20 WHIP: 2.000															PITCHER				
Joe Kerrigan, R ERA: 6.53 (6, 1)	2.0 7 1 0 0 0 1 0 0 0 0 0 6 10 0.00 1.000																			
Chuck Taylor, R ERA: (8, 1)	1.0 4 1 0 0 0 0 0 0 0 0 0 4 4 0.00 1.000																			

Montreal Expos @ Chicago Cubs
Wrigley Field, Chicago, IL
Tue Jul 27 1976, 3:33 AM CDT
Att: 11,919 - Sunny - 76 F

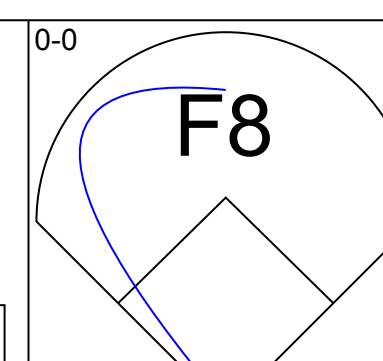
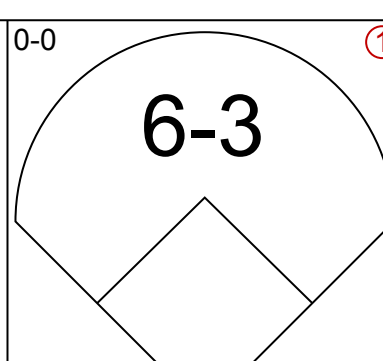
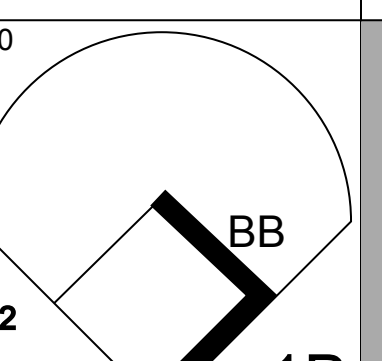
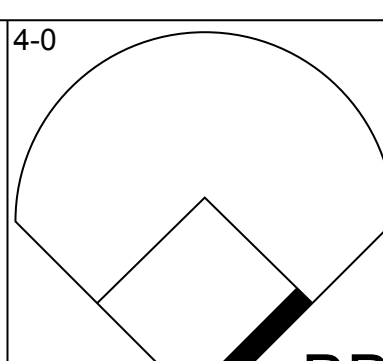
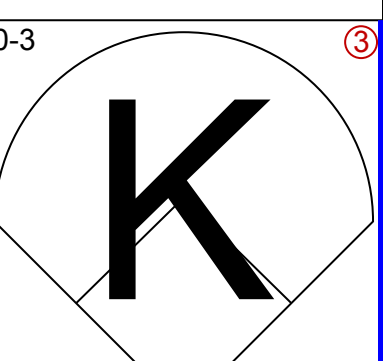
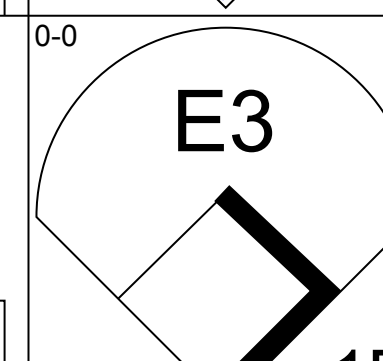
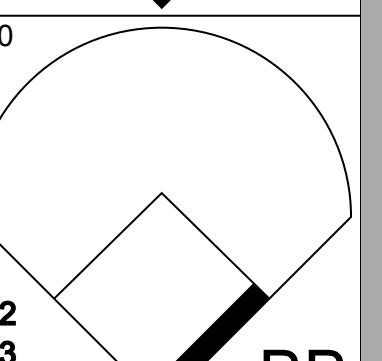
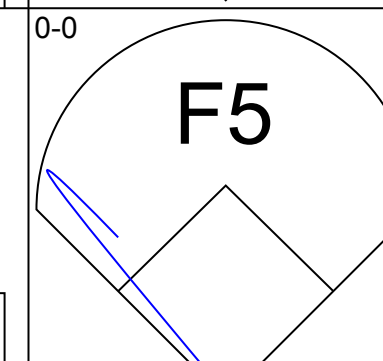
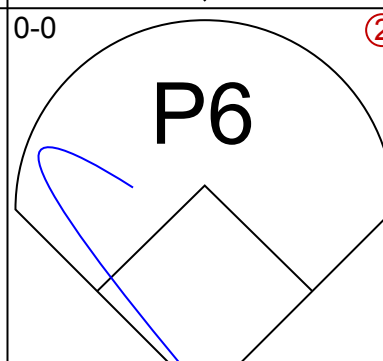
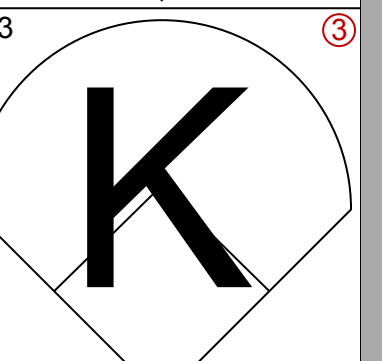

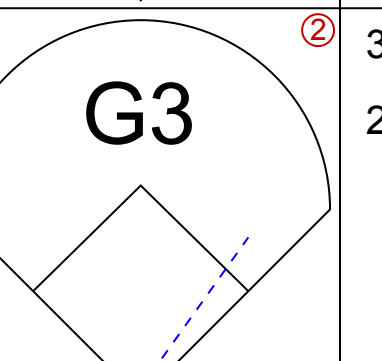
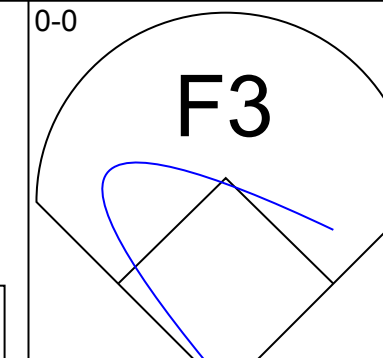
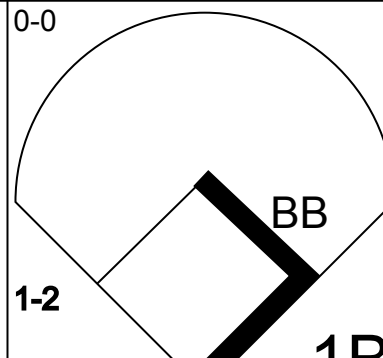

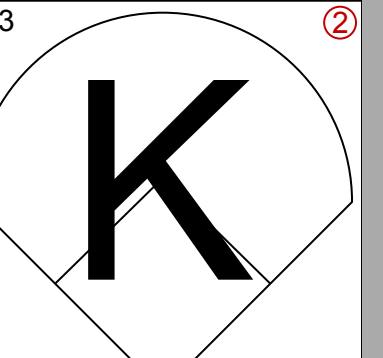
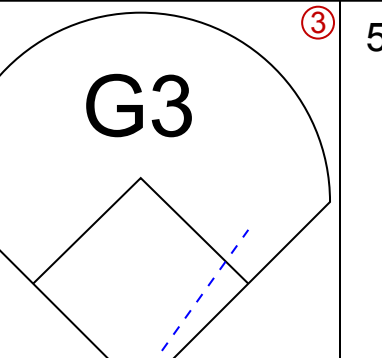

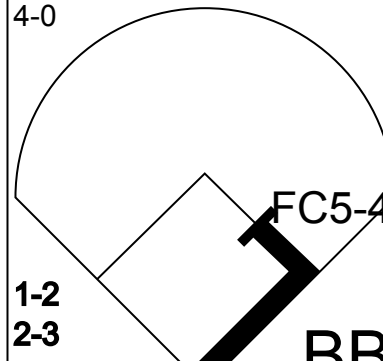

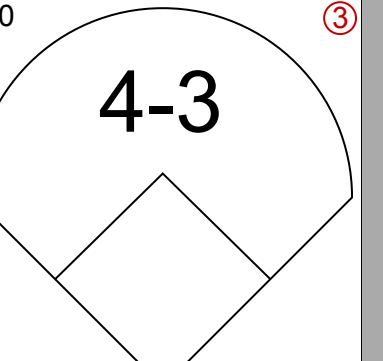

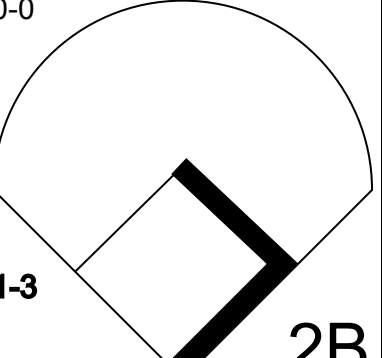
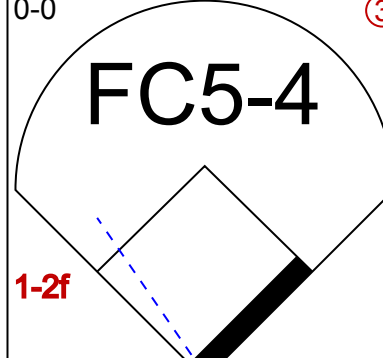


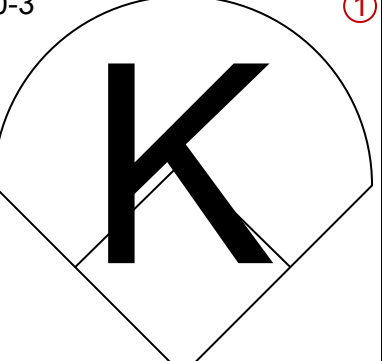

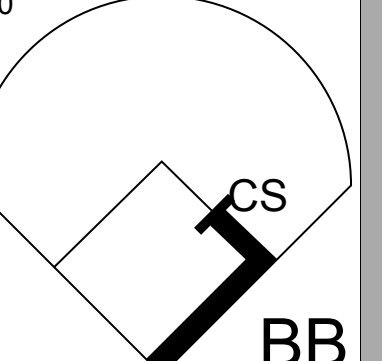
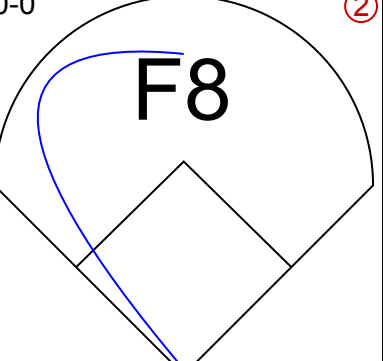
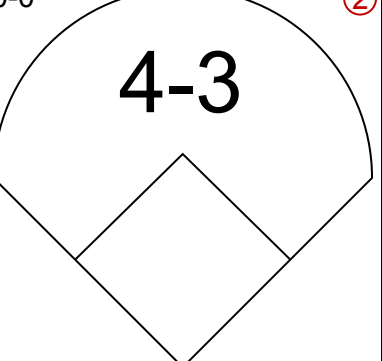
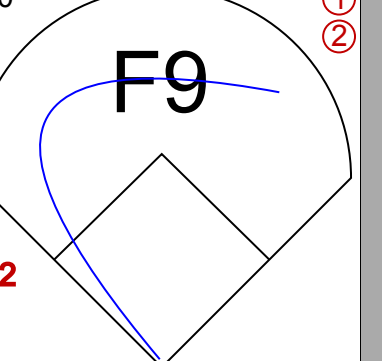
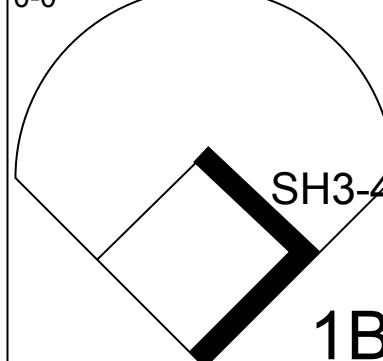
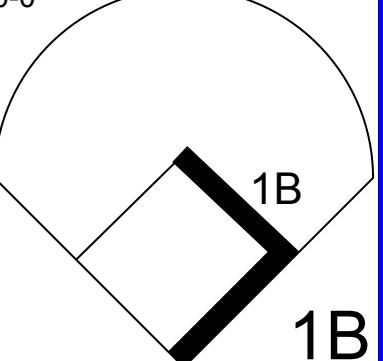
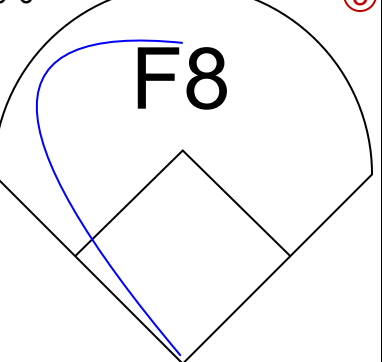
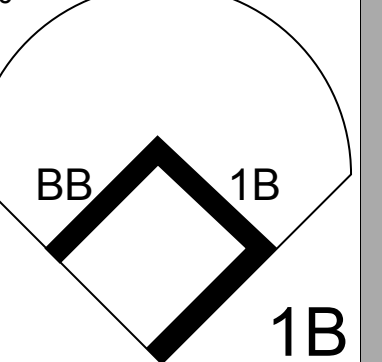
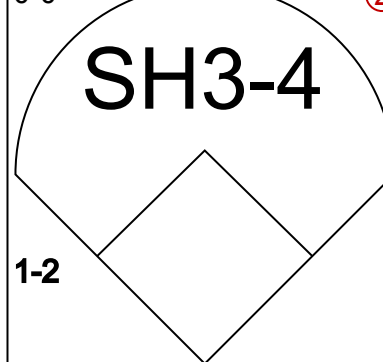
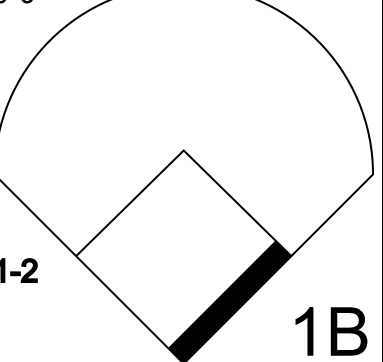
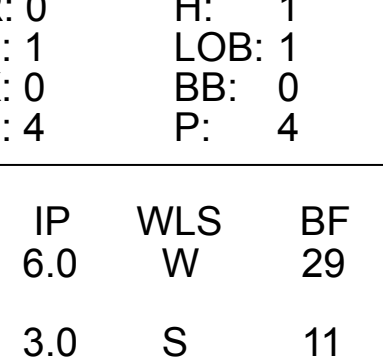
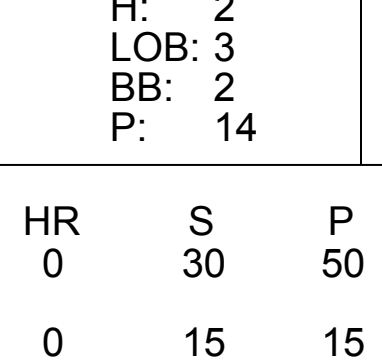
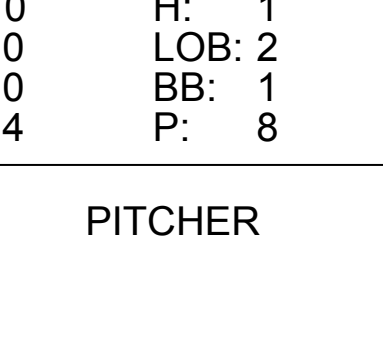
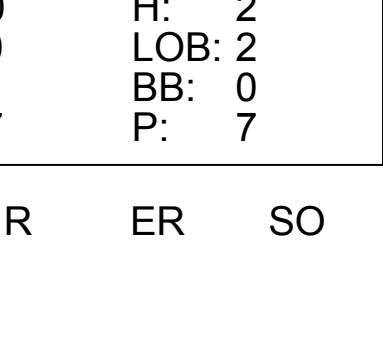
AB	33
R	5
H	10
RBI	5
BB	3
SO	3
LOB	21

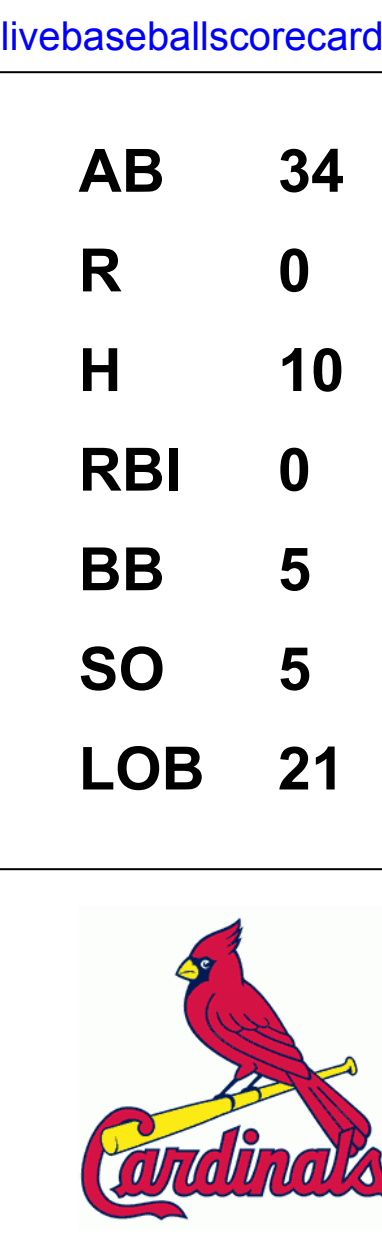


Batter	1	2	3	4	5	6	7	8	9	AB	R	H	RBI	BB	SO	LOB	TOP			
Ellis Valentine, R OBP: 0.298, SLG: 0.406 (1, 8)										3	1	1	1	1	1	1	Montreal Expos @ St. Louis Cardinals Busch Stadium, St. Louis, MO Wed Jul 28 1976, 7:05 PM CDT Att: 16,139 - Unknown			
Wayne Garrett, L OBP: 0.355, SLG: 0.300 (1, 4)										4	1	1	0	1	0	2				
Larry Parrish, R OBP: 0.288, SLG: 0.330 (1, 5)										5	0	1	1	0	1	4				
Del Unser, L OBP: 0.271, SLG: 0.361 (1, 9)										5	0	0	0	0	2	3				
Tim Foli, R OBP: 0.272, SLG: 0.391 (1, 6)										5	0	3	1	0	0	2				
Mike Jorgensen, L OBP: 0.345, SLG: 0.364 (1, 3)										3	0	1	0	1	0	2				
Jerry White, S OBP: 0.309, SLG: 0.318 (1, 7)										3	0	0	0	1	1	3				
Barry Foote, R OBP: 0.256, SLG: 0.353 (1, 2)										4	1	1	0	0	0	5				
Woodie Fryman, R OBP: 0.125, SLG: 0.103 Jose Morales, R OBP: 0.346, SLG: 0.495 Pete Mackanin, R OBP: 0.266, SLG: 0.345 Dale Murray, R OBP: 0.345, SLG: 0.364 (7, PH) (7, PR) (7, 1)										2	0	1	0	0	0	0				
Inning Stats	R: 0 E: 0 K: 2 S: 7	H: 0 LOB: 0 BB: 0 P: 7	R: 0 E: 0 K: 0 S: 4	H: 2 LOB: 2 BB: 1 P: 8	R: 0 E: 0 K: 0 S: 4	H: 1 LOB: 1 BB: 0 P: 4	R: 0 E: 1 K: 0 S: 4	H: 0 LOB: 1 BB: 0 P: 4	R: 0 E: 0 K: 1 S: 6	H: 0 LOB: 1 BB: 0 P: 6	R: 1 E: 0 K: 1 S: 7	H: 2 LOB: 3 BB: 1 P: 11	R: 0 E: 0 K: 0 S: 4	H: 1 LOB: 2 BB: 1 P: 8	R: 2 E: 0 K: 1 S: 7	H: 3 LOB: 2 BB: 1 P: 11		1B: 7 2B: 3 3B: 0 HR: 0	SF: 1 SAC: 0 DP: 1 HBP: 0	WP: 0 PB: 0 SB: 0 CS: 0
PITCHER	IP WLS BF H R ER SO BB IBB HBP BLK WP HR S P ERA WHIP																			
Eric Rasmussen, R ERA: 4.15 Bill Greif, R ERA: 4.53 Mike Wallace, L ERA: 2.81 Eddie Solomon, R ERA: 3.65 (1, 1) (7, 1) (9, 1) (9, 1)	6.1 L 26 5 1 1 4 1 0 0 0 0 0 0 33 37 1.42 0.947																			

AB	36
R	3
H	10
RBI	3
BB	4
SO	5
LOB	22




Batter	1	2	3	4	5	6	7	8	9	AB	R	H	RBI	BB	SO	LOB	BOTTOM			
Jerry Mumphrey, S OBP: 0.359, SLG: 0.357 (1, 7) (8, 9)										4	0	1	0	1	1	2	Montreal Expos @ St. Louis Cardinals Busch Stadium, St. Louis, MO Wed Jul 28 1976, 7:05 PM CDT Att: 16,139 - Unknown			
Mike Wallace, L OBP: 0.333, SLG: 0.333 Eddie Solomon, R ERA: 2.81 (9, 1)										0	0	0	0	0	0	0				
Don Kessinger, S OBP: 0.321, SLG: 0.313 (1, 6)										3	0	1	0	2	0	2				
Mike Anderson, R OBP: 0.383, SLG: 0.366 Lou Brock, L OBP: 0.327, SLG: 0.368 (7, PH) (8, 7)										3	0	0	0	0	1	5				
Ted Simmons, S OBP: 0.367, SLG: 0.386 (1, 3)										5	0	2	0	0	1	1				
Joe Ferguson, R OBP: 0.328, SLG: 0.369 (1, 2)										3	0	1	0	1	0	1				
Hector Cruz, R OBP: 0.246, SLG: 0.322 Bake McBride, L OBP: 0.382, SLG: 0.431 (1, 5) (8, PH)										3	0	1	0	0	1	3				
Vic Harris, S OBP: 0.282, SLG: 0.308 (1, 8) (9, 5)										3	0	0	0	1	1	2				
Lee Richard, R OBP: 0.182, SLG: 0.212 Ron Fairly, L OBP: 0.044, SLG: 0.319 Bob Forsch, R OBP: 0.150, SLG: 0.154 Doug Clary, R OBP: 0.333, SLG: 1.333 (1, 4) (8, PH) (8, PR) (9, 4)										3	0	1	0	0	0	3				
Eric Rasmussen, R OBP: 0.235, SLG: 0.188 Bill Greif, R ERA: 3.84 Willie Crawford, L OBP: 0.381, SLG: 0.476 (1, 1) (8, PH) (9, 9)										2	0	1	0	0	0	2				
Inning Stats	R: 0 E: 1 K: 0 S: 4	H: 1 LOB: 1 BB: 0 P: 4	R: 0 E: 0 K: 1 S: 7	H: 2 LOB: 2 BB: 0 P: 7	R: 0 E: 0 K: 0 S: 4	H: 1 LOB: 3 BB: 2 P: 12	R: 0 E: 0 K: 1 S: 6	H: 2 LOB: 2 BB: 2 P: 14	R: 0 E: 0 K: 0 S: 4	H: 1 LOB: 2 BB: 1 P: 8	R: 0 E: 0 K: 1 S: 5	H: 0 LOB: 0 BB: 0 P: 5	R: 0 E: 0 K: 1 S: 7	H: 2 LOB: 2 BB: 0 P: 7	R: 0 E: 0 K: 0 S: 3	H: 0 LOB: 0 BB: 0 P: 3	1B: 9 2B: 1 3B: 0 HR: 0	SF: 0 SAC: 1 DP: 1 HBP: 0	WP: 0 PB: 0 SB: 0 CS: 1	PA: 40
PITCHER	IP WLS BF H R ER SO BB IBB HBP BLK WP HR S P ERA WHIP																			
Woodie Fryman, L ERA: 3.84 Dale Murray, R ERA: 2.75 (1, 1) (7, 1)	6.0 W 29 8 0 0 3 5 0 0 0 0 0 0 30 50 0.00 2.167																			



Batter	1	2	3	4	5	6	7	8	9	10	11	12	13	AB	R	H	RBI	BB	SO	LOB	TOP	
Ellis Valentine, R OBP: 0.300, SLG: 0.406	F7		6-3		2B		K		BB			3-1		5	0	1	0	1	1	2		
Bombo Rivera, R OBP: 0.320, SLG: 0.413 Jerry White, S OBP: 0.306, SLG: 0.315	2B		4-3		6-3			K	F3			F5		4	1	1	0	0	1	1		
Larry Parrish, R OBP: 0.289, SLG: 0.333	2B		6-3					4-3				CS	1B	6	0	2	1	0	1	0		
Earl Williams, R OBP: 0.283, SLG: 0.368 Mike Jorgensen, L OBP: 0.350, SLG: 0.366	F7			L4			5-3	1B	1B			CS	1B	4	0	1	0	0	0	1		
Tim Foli, R OBP: 0.271, SLG: 0.387	K			L9			F7	1B				5-3	1B	1	0	1	0	1	0	0		
Barry Foote, R OBP: 0.254, SLG: 0.348				F7			F8	6-3				5-3		6	0	1	0	0	0	4		
Pete Mackanin, R OBP: 0.268, SLG: 0.358							K		SH1-3			F2		6	1	2	1	0	1	2		
Gary Carter, R OBP: 0.306, SLG: 0.316 Del Unser, L OBP: 0.271, SLG: 0.356				F4			F3	1B	2B			6-3		3	0	1	0	0	0	1		
Don Carrithers, R OBP: 0.286, SLG: 0.360 Jose M. Cruz, R OBP: 0.280, SLG: 0.380 Pepe Frías, R OBP: 0.280, SLG: 0.380 Dale Murray, R OBP: 0.280, SLG: 0.380 Wally Courlet, L OBP: 0.280, SLG: 0.380 Chuck Taylor, R OBP: 0.280, SLG: 0.380 Andre Thornton, R OBP: 0.280, SLG: 0.380 Joe Kerrigan, R OBP: 0.280, SLG: 0.380				6-3			6-3	2B	1B			K		2	0	0	0	0	0	1		
Inning Stats	R: 1 E: 0 K: 1 S: 16	H: 2 LOB: 1 BB: 0 P: 26	R: 0 E: 0 K: 0 S: 7	H: 1 LOB: 1 BB: 0 P: 14	R: 0 E: 0 K: 0 S: 7	H: 0 LOB: 0 BB: 0 P: 17	R: 0 E: 0 K: 0 S: 7	H: 0 LOB: 0 BB: 0 P: 8	R: 0 E: 0 K: 2 S: 21	H: 2 LOB: 2 BB: 0 P: 31	R: 0 E: 0 K: 1 S: 9	H: 1 LOB: 2 BB: 1 P: 23	R: 0 E: 0 K: 0 S: 5	H: 0 LOB: 0 BB: 0 P: 8	R: 0 E: 0 K: 0 S: 7	H: 1 LOB: 0 BB: 0 P: 10	R: 0 E: 0 K: 0 S: 13	H: 1 LOB: 1 BB: 0 P: 17	1B: 6 2B: 5 3B: 0 HR: 1	SF: 0 SAC: 1 DP: 0 HBP: 0	WIP: 0 PB: 0 SB: 1 CS: 1	PA: 53
PITCHER	IP	WLS	BF	H	R	ER	SO	BB	IBB	HBP	BLK	WP	HR	S	P	ERA	WHIP					
John Candelaria, L ERA: 3.34	7.2		32	9	3	3	5	0	0	0	0	0	1	87	131	3.52	1.174					
Dave Glust, R ERA: 4.32	1.1		6	1	0	0	1	1	0	0	0	0	0	14	24	0.00	1.500					
Larry Demery, R ERA: 3.48	2.0		7	0	0	0	1	1	0	0	0	0	0	11	19	0.00	0.500					
Kent Tekulve, R ERA: 2.95	2.0	W	7	2	0	0	0	0	0	0	0	0	0	20	27	0.00	1.000					

Montreal Expos @ Pittsburgh Pirates
Three Rivers Stadium, Pittsburgh, PA
Fri Jul 30 1976, 7:05 PM EDT
Att. 12,774 - Unknown

AB 49
R 3
H 12
RBI 3
BB 2
SO 7
LOB 18



Batter	1	2	3	4	5	6	7	8	9	10	11	12	13	AB	R	H	RBI	BB	SO	LOB	BOTTOM							
Frank Taveras, R OBP: 0.313, SLG: 0.291	K		G5-4-3		5-3		6-3		F9			L9		6	0	0	0	0	1	2								
Rennie Stennett, R OBP: 0.294, SLG: 0.350	SF7			F8			F9		L6			F9		6	1	2	0	0	0	1								
Al Oliver, L OBP: 0.378, SLG: 0.524	SF7			F8			G4-6-3		L8			3-1		4	0	1	1	1	0	0								
Wille Stargell, L OBP: 0.344, SLG: 0.459	1B			1B			F7		F7					5	3	2	0	1	1	3								
Dave Parker, L OBP: 0.334, SLG: 0.468	1B			1B			G4-6-3		F8			F7		6	0	4	0	0	0	1								
Bill Robinson, R OBP: 0.338, SLG: 0.580	E8			1B			F9		SH			F3		5	0	2	2	0	0	2								
Richie Hebner, L OBP: 0.297, SLG: 0.312	3-1			L3			F8		F8			F8		5	0	0	0	1	0	6								
Manny Sanguillen, R OBP: 0.335, SLG: 0.364				6-3			5-3		F3					6	0	3	1	0	0	1								
John Candelaria, L ERA: 3.34 Dave Glust, R ERA: 4.32 Ed Kirkpatrick, R ERA: 2.86 Larry Demery, R ERA: 3.48 Bill Robinson, R ERA: 3.38 Kent Tekulve, R ERA: 2.95				SH3			5-3		F9			K		2	0	1	0	0	0	0								
Inning Stats	R: 2 E: 1 K: 1 S: 18	H: 4 LOB: 2 BB: 0 P: 22	R: 0 E: 0 K: 0 S: 6	H: 1 LOB: 0 BB: 0 P: 8	R: 1 E: 1 K: 0 S: 7	H: 2 LOB: 2 BB: 1 P: 17	R: 0 E: 0 K: 0 S: 7	H: 1 LOB: 1 BB: 0 P: 10	R: 0 E: 0 K: 0 S: 4	H: 0 LOB: 0 BB: 0 P: 6	R: 0 E: 0 K: 0 S: 8	H: 0 LOB: 0 BB: 0 P: 12	R: 0 E: 0 K: 0 S: 5	H: 1 LOB: 2 BB: 1 P: 15	R: 0 E: 0 K: 0 S: 5	H: 1 LOB: 1 BB: 0 P: 5	R: 0 E: 0 K: 0 S: 3	H: 0 LOB: 0 BB: 0 P: 7	R: 0 E: 0 K: 1 S: 18	H: 1 LOB: 1 BB: 0 P: 24	R: 0 E: 0 K: 0 S: 4	H: 0 LOB: 0 BB: 0 P: 6	R: 1 E: 0 K: 0 S: 8	H: 3 LOB: 3 BB: 1 P: 18	1B: 12 2B: 2 3B: 1 HR: 0	SF: 1 SAC: 2 DP: 2 HBP: 0	WIP: 0 PB: 0 SB: 0 CS: 0	PA: 53
PITCHER	IP	WLS	BF	H	R	ER	SO	BB	IBB	HBP	BLK	WP	HR	S	P	ERA	WHIP											
Don Carrithers, R ERA: 4.26	6.0		26	9	3	3	1	1	0	0	0	0	0	52	75	4.50	1.667											
Dale Murray, R ERA: 2.86	2.0		9	2	0	0	0	1	0	0	0	0	0	13	20	0.00	1.500											
Chuck Taylor, R ERA: 2.86	2.0		6	0	0	0	1	0	0	0	0	0	0	10	18	0.00	0.000											
Joe Kerrigan, R ERA: 5.73	2.1	L	12	4	1	1	1	0	1	0	0	0	0	30	48	3.86	1.714											

Montreal Expos @ Pittsburgh Pirates
Three Rivers Stadium, Pittsburgh, PA
Fri Jul 30 1976, 7:05 PM EDT
Att. 12,774 - Unknown

AB 47
R 4
H 15
RBI 4
BB 3
SO 3
LOB 17



Batter	1	2	3	4	5	6	7	8	9	AB	R	H	RBI	BB	SO	LOB	TOP					
Ellis Valentine, R OBP: 0.304, SLG: 0.406	3-2 E 1B		2-3 K			1-0 2B 1B	0-1 6-3		3-3 K	5	2	2	0	0	2	2						
Bombo Rivera, R OBP: 0.330, SLG: 0.422	0-3 K		0-1 G6-4-3			1-1 F9 6-3 2B		2-2 F7		3	1	1	1	0	1	2						
Wayne Garrett, L OBP: 0.352, SLG: 0.298										1	0	0	0	0	0	0						
Larry Parrish, R OBP: 0.286, SLG: 0.329	2-2 4-3			2-0 6-3		0-1 F9		1-1 E3 E		4	1	0	0	0	0	2						
Earl Williams, R OBP: 0.282, SLG: 0.366	2-1 E5 1B			0-1 FC5-4 1B		2-1 6-3		2-2 E1 E		4	2	1	1	0	0	1						
Tim Foli, R OBP: 0.273, SLG: 0.391	0-2 CS 1B			0-0 FC5-4 1B		3-H P4		1-0 E8 2B		4	0	2	3	0	0	1						
Barry Foote, R OBP: 0.252, SLG: 0.346	1-0 CS	1-0 F8		1-0 FC5-4				3-3 K		2	0	0	0	0	0	1						
Andre Thornton, R OBP: 0.326, SLG: 0.382										1	1	1	1	0	0	0						
Del Unser, L OBP: 0.270, SLG: 0.358										1	0	0	0	0	1	1						
Pete Mackanin, R OBP: 0.265, SLG: 0.355																						
Mike Jorgensen, L OBP: 0.349, SLG: 0.365		1-0 5-3			0-1 6-3			1-0 F8		3	0	0	0	0	0	0						
Gary Carter, R OBP: 0.301, SLG: 0.310			3-1 4-3			2-2 F9			0-0 5-3	3	0	0	0	0	1	0						
Jerry White, S OBP: 0.305, SLG: 0.313										1	0	0	0	0	0	0						
Don Stanhouse, R OBP: 0.424, SLG: 0.379																						
Dale Murray, R OBP: 0.355, SLG: 0.313				1-1 G6-4-3 1B		1-1 F8		0-1 E9 1B	1-3 K	3	0	2	0	0	0	0						
										1	0	0	0	0	1	0						
Inning Stats	R: 2 E: 1 K: 1 S: 16	H: 2 LOB: 0 BB: 0 P: 24	R: 0 E: 0 K: 0 S: 4	H: 0 LOB: 0 BB: 0 P: 9	R: 0 E: 0 K: 1 S: 7	H: 1 LOB: 0 BB: 0 P: 10	R: 0 E: 0 K: 0 S: 5	H: 1 LOB: 1 BB: 0 P: 8	R: 0 E: 0 K: 0 S: 7	H: 0 LOB: 0 BB: 0 P: 10	R: 2 E: 0 K: 0 S: 9	H: 2 LOB: 0 BB: 0 P: 13	R: 1 E: 1 K: 1 S: 9	H: 2 LOB: 1 BB: 0 P: 11	R: 2 E: 3 K: 1 S: 14	H: 1 LOB: 1 BB: 0 P: 24	R: 0 E: 0 K: 2 S: 7	H: 0 LOB: 0 BB: 0 P: 11	1B: 6 2B: 2 3B: 0 HR: 1	SF: 0 SAC: 0 DP: 1 HBP: 0	WP: 0 PB: 0 CS: 1	PA: 38
PITCHER	IP	WLS	BF	H	R	ER	SO	BB	IBB	HBP	BLK	WP	HR	S	P	ERA	WHIP					
Jerry Reuss, L ERA: 4.18	(1, 1)	6.2	27	8	5	3	3	0	0	0	0	0	1	55	83	4.05	1.200					
Bob Moose, R ERA: 3.04	(7, 1)	0.2	L	5	1	2	0	0	0	0	0	0	0	11	17	0.00	1.500					
Ramon Hernandez, L ERA: 4.17	(8, 1)	0.2		2	0	0	1	0	0	0	0	0	0	5	9	0.00	0.000					
Kent Tekulve, R ERA: 2.9	(9, 1)	1.0		3	0	0	2	0	0	0	0	0	0	7	11	0.00	0.000					

Montreal Expos @ Pittsburgh Pirates
Three Rivers Stadium, Pittsburgh, PA
Sat Jul 31 1976, 7:05 PM EDT
Att: 10,981 - Unknown

AB 37
R 7
H 9
RBI 6
BB 0
SO 6
LOB 11



Batter	1	2	3	4	5	6	7	8	9	AB	R	H	RBI	BB	SO	LOB	BOTTOM					
Frank Taveras, R OBP: 0.315, SLG: 0.291	2-1 L9		1-2 1B		2-1 3-1		4-2 S 1B BB	0-0 E9 1B		3	1	1	0	1	0	0						
Richie Zisk, R OBP: 0.343, SLG: 0.474			1-2 2-3 1B				1-3 K BB	0-0 4-3		1	0	1	0	0	0	0						
Mario Mendoza, R OBP: 0.218, SLG: 0.196										5	1	2	1	0	1	2						
Rennie Stennett, R OBP: 0.286, SLG: 0.356	1-2 4-3		1-2 1B		2-1 1B		1-2 K 3B															
Al Oliver, L OBP: 0.378, SLG: 0.523	0-1 1B		0-0 P5		1-1 6-3		2-0 S 2B 1B		0-0 6-3	5	1	2	1	0	0	3						
Willie Stargell, L OBP: 0.342, SLG: 0.454	3-2 3-1		1-1 G3		2-0 1B		3-3 K 1B		1-1 4-3	5	0	1	1	0	1	4						
Dave Parker, L OBP: 0.342, SLG: 0.487																						
Bill Robinson, R OBP: 0.342, SLG: 0.583																						
Richie Hebner, L OBP: 0.293, SLG: 0.307																						
Manny Sanguillen, R OBP: 0.334, SLG: 0.363																						
Jerry Reuss, L OBP: 0.365, SLG: 0.333																						
Bob Moose, R OBP: 0.375, SLG: 1.000																						
Ramon Hernandez, S OBP: 0.295, SLG: 0.276																						
Ed Kirkpatrick, L OBP: 0.295, SLG: 0.276																						
Kent Tekulve, R OBP: 0.355, SLG: 0.313																						
Inning Stats	R: 0 E: 0 K: 0 S: 12	H: 1 LOB: 1 BB: 0 P: 18	R: 0 E: 0 K: 0 S: 2	H: 0 LOB: 0 BB: 1 P: 6	R: 1 E: 0 K: 0 S: 13	H: 3 LOB: 2 BB: 1 P: 20	R: 1 E: 0 K: 1 S: 7	H: 2 LOB: 1 BB: 0 P: 7	R: 1 E: 0 K: 1 S: 11	H: 3 LOB: 2 BB: 0 P: 18	R: 0 E: 0 K: 0 S: 7	H: 0 LOB: 0 BB: 0 P: 8	R: 3 E: 0 K: 2 S: 22	H: 3 LOB: 1 BB: 1 P: 36	R: 0 E: 1 K: 0 S: 6	H: 1 LOB: 1 BB: 0 P: 7	R: 0 E: 0 K: 0 S: 8	H: 1 LOB: 1 BB: 0 P: 13	1B: 10 2B: 2 3B: 1 HR: 1	SF: 0 SAC: 0 DP: 1 HBP: 0	WP: 0 PB: 0 CS: 0	PA: 42
PITCHER	IP	WLS	BF	H	R	ER	SO	BB	IBB	HBP	BLK	WP	HR	S	P	ERA	WHIP					
Don Stanhouse, R ERA: 2.78	(1, 1)	6.2	32	11	6	6	4	3	0	0	0	0	0	71	109	8.10	2.100					
Dale Murray, R ERA: 2.99	(7, 1)	2.1	W	10	3	0	0	0	0	0	0	0	0	17	24	0.00	1.286					

Montreal Expos @ Pittsburgh Pirates
Three Rivers Stadium, Pittsburgh, PA
Sat Jul 31 1976, 7:05 PM EDT
Att: 10,981 - Unknown

AB 39
R 6
H 14
RBI 6
BB 3
SO 4
LOB 17



Batter	1	2	3	4	5	6	7	8	9	AB	R	H	RBI	BB	SO	LOB	TOP										
Ellis Valentine, R OBP: 0.303, SLG: 0.400 (1, 8)	L8		F9			K		S									4 0 1 1 0 1 0										
Wayne Garrett, L OBP: 0.351, SLG: 0.305 (1, 4)	SF8 3B		F7			4-3		G3									4 1 1 0 0 0 1										
Larry Parrish, R OBP: 0.282, SLG: 0.326 (1, 5)	SF8		4-3			K			P3								3 0 0 1 0 1 0										
Earl Williams, R OBP: 0.282, SLG: 0.360 (1, 2)	6-3			F8			K		FC4-6 BB								3 0 0 0 1 1 0										
Del Unser, L OBP: 0.269, SLG: 0.357 (1, 9)		1-3 1B		F9			K		FC4-6 CS								4 0 1 0 0 1 1										
Tim Foli, R OBP: 0.274, SLG: 0.391 (1, 6)		1-2 1B			K		K		CS								3 0 1 0 0 2 0										
Mike Jorgensen, L OBP: 0.345, SLG: 0.360 (8, 3)			F8		F9			E4 FC6-4									3 0 0 0 0 0 2										
Andre Thornton, R OBP: 0.322, SLG: 0.377 (8, PR)		1-3			K			FC6-4 1B									3 0 0 0 0 1 3										
Jerry White, S OBP: 0.305, SLG: 0.313 (8, 7)		1-2 2-3															0 1 0 0 0 0 0										
Steve Rogers, R OBP: 0.109, SLG: 0.109 (1, 1)		3-1			K			F2									3 0 0 0 0 1 3										
Inning Stats	R: 1 E: 0 K: 0 S: 8	H: 1 LOB: 0 BB: 0 P: 9	R: 0 E: 0 K: 0 S: 15	H: 2 LOB: 2 BB: 0 P: 22	R: 0 E: 0 K: 0 S: 10	H: 0 LOB: 0 BB: 0 P: 15	R: 0 E: 0 K: 1 S: 6	H: 0 LOB: 0 BB: 0 P: 8	R: 0 E: 0 K: 2 S: 11	H: 0 LOB: 0 BB: 0 P: 16	R: 0 E: 0 K: 3 S: 11	H: 0 LOB: 0 BB: 0 P: 12	R: 1 E: 1 K: 0 S: 8	H: 1 LOB: 2 BB: 0 P: 13	R: 0 E: 0 K: 0 S: 5	H: 0 LOB: 0 BB: 1 P: 13	1B: 3 2B: 0 3B: 1 HR: 0	SF: 1 SAC: 0 DP: 0 HBP: 0	WP: 0 PB: 0 SB: 2 CS: 1	PA: 33							
PITCHER	IP	WLS	BF	H	R	ER	SO	BB	IBB	HBP	BLK	WP	HR	S	P	ERA	WHIP										
Bruce Kison, R ERA: 3.24 (1, 1)	8.0	L	29	4	2	1	8	0	0	0	0	0	0	77	106	1.12	0.500										
Dave Giusti, R ERA: 4.19 (9, 1)	1.0		3	0	0	0	0	1	0	0	0	0	0	5	13	0.00	1.000										

Montreal Expos @ Pittsburgh Pirates
Three Rivers Stadium, Pittsburgh, PA
Sun Aug 01 1976, 3:33 AM EDT
Att: 17,150 - Unknown

AB	30
R	2
H	4
RBI	2
BB	1
SO	8
LOB	10



Batter	1	2	3	4	5	6	7	8	9	AB	R	H	RBI	BB	SO	LOB	BOTTOM										
Frank Taveras, R OBP: 0.320, SLG: 0.294 (1, 6)	K		PO BLK BB			4-3 S 1B		CS 1B									3 0 2 0 1 1 0										
Rennie Stennett, R OBP: 0.283, SLG: 0.353 (1, 4)	F9		PO SAFE 1-3		K	4-3		F9									4 0 0 0 0 1 2										
Al Oliver, L OBP: 0.374, SLG: 0.517 (1, 8)	6-3				P6	G3			P5								4 0 0 0 0 0 1										
Willie Stargell, L OBP: 0.338, SLG: 0.448 (1, 3)		F7			5-3		F9		L8								4 0 0 0 0 0 0										
Dave Parker, L OBP: 0.337, SLG: 0.480 (1, 9)		P6			3-1		K		P5								4 0 0 0 0 1 0										
Richie Zisk, R OBP: 0.345, SLG: 0.475 (1, 7)					L8		BB 1B										3 0 2 0 0 0 0										
Bill Robinson, R OBP: 0.346, SLG: 0.586 (1, 5)																	2 0 1 0 1 1 1										
Duffy Dyer, R OBP: 0.306, SLG: 0.355 (1, 2)					6-3												2 0 0 0 0 0 1										
Ed Kirkpatrick, L OBP: 0.292, SLG: 0.273 (7, PH)						5-3		F9									1 0 0 0 0 0 2										
Manny Sanguillen, R OBP: 0.334, SLG: 0.363 (8, 2)																	0 0 0 0 0 0 0										
Bruce Kison, R OBP: 0.293, SLG: 0.297 (1, 1)					1-3												2 0 0 0 0 0 0										
Richie Hebner, L OBP: 0.292, SLG: 0.306 (8, PH)																	1 0 0 0 0 0 0										
Dave Giusti, R (9, 1)																	0 0 0 0 0 0 0										
Inning Stats	R: 0 E: 0 K: 1 S: 5	H: 0 LOB: 0 BB: 0 P: 7	R: 0 E: 0 K: 1 S: 8	H: 1 LOB: 1 BB: 0 P: 11	R: 0 E: 0 K: 0 S: 5	H: 0 LOB: 0 BB: 1 P: 14	R: 0 E: 0 K: 1 S: 9	H: 0 LOB: 0 BB: 0 P: 14	R: 0 E: 0 K: 1 S: 9	H: 1 LOB: 1 BB: 0 P: 13	R: 0 E: 0 K: 0 S: 11	H: 1 LOB: 1 BB: 0 P: 15	R: 0 E: 0 K: 1 S: 11	H: 1 LOB: 2 BB: 1 P: 20	R: 0 E: 0 K: 0 S: 5	H: 1 LOB: 0 BB: 0 P: 9	R: 0 E: 0 K: 0 S: 8	H: 0 LOB: 0 BB: 0 P: 9	1B: 4 2B: 1 3B: 0 HR: 0	SF: 0 SAC: 0 DP: 0 HBP: 0	WP: 0 PB: 0 SB: 0 CS: 1	PA: 33					
PITCHER	IP	WLS	BF	H	R	ER	SO	BB	IBB	HBP	BLK	WP	HR	S	P	ERA	WHIP										
Steve Rogers, R ERA: 3.53 (1, 1)	9.0	W	32	5	0	0	4	2	0	0	0	0	0	71	112	0.00	0.778										

Montreal Expos @ Pittsburgh Pirates
Three Rivers Stadium, Pittsburgh, PA
Sun Aug 01 1976, 3:33 AM EDT
Att: 17,150 - Unknown

AB	30
R	0
H	5
RBI	0
BB	2
SO	4
LOB	7



Batter	1	2	3	4	5	6	7	8	9	AB	R	H	RBI	BB	SO	LOB	TOP								
Ellis Valentine, R OBP: 0.323, SLG: 0.416	0-1 S X E 1B		2-0 2 1-3		4-2 S X 1-2 BB		0-1 S X WP 2B		4-1 S X FC4-6 BLK BB	3	1	2	1	2	0	0									
Wayne Garrett, L OBP: 0.348, SLG: 0.300	2-1 S X E7 2-3 1-H		2-1 S X F8		1-2 S X F7		3-2 S X L3		4-1 S X FC4-6 1-2 IBB	4	0	0	0	1	0	3									
Larry Parrish, R OBP: 0.281, SLG: 0.327	1-3 S X K			0-1 S X P2		1-0 S X 2B		0-3 S X K	0-1 S X FC4-6 1-2 2-3	5	0	1	0	0	2	3									
Earl Williams, R OBP: 0.280, SLG: 0.356	0-0 S X 2-3			0-0 S X 1B		1-1 S X F8		1-1 S X F7	0-1 S X 6-3	5	0	1	0	0	0	4									
Del Unser, L OBP: 0.266, SLG: 0.352	2-3 S X K			1-3 S X K		0-3 S X K		2-2 S X L4		4	0	0	0	0	3	3									
Tim Foli, R OBP: 0.276, SLG: 0.390		4-2 S X CS BB		1-2 S X F8		0-0 S X F8			0-0 S X 1B HR	3	1	1	0	1	0	2									
Mike Jorgensen, L OBP: 0.344, SLG: 0.356		2-3 S X K			2-2 S X P6		4-1 S X SH1-4 2B BB		2-3 S X K	3	1	0	0	1	2	2									
Andre Thornton, R OBP: 0.323, SLG: 0.374					4-2 S X BB		1-3 S X K		1-2 S X HR	2	0	0	0	1	2	2									
Jerry White, S OBP: 0.308, SLG: 0.316					1-2 S X BB				1-2 S X 1B	1	1	1	0	0	0	0									
Woodie Fryman, R OBP: 0.119, SLG: 0.098									0-2 S X HR	2	0	0	0	0	1	1									
Dale Murray, R OBP: 0.119, SLG: 0.098									1-1 S X HR	0	0	0	0	0	0	0									
Chuck Taylor, R OBP: 0.358, SLG: 0.534									1-1 S X HR	1	1	1	3	0	0	0									
Jose Morales, R OBP: 0.358, SLG: 0.534										0	0	0	0	0	0	0									
Joe Kerrigan, R OBP: 0.358, SLG: 0.534										0	0	0	0	0	0	0									
Inning Stats	R: 1 E: 1 K: 2 S: 11	H: 1 LOB: 1 BB: 0 P: 16	R: 0 E: 0 K: 2 S: 11	H: 0 LOB: 1 BB: 1 P: 20	R: 0 E: 0 K: 0 S: 5	H: 0 LOB: 0 BB: 0 P: 10	R: 0 E: 0 K: 1 S: 9	H: 1 LOB: 1 BB: 0 P: 11	R: 0 E: 0 K: 1 S: 15	H: 1 LOB: 2 BB: 2 P: 26	R: 0 E: 0 K: 1 S: 7	H: 1 LOB: 1 BB: 0 P: 9	R: 1 E: 0 K: 1 S: 13	H: 1 LOB: 1 BB: 1 P: 21	R: 0 E: 0 K: 1 S: 8	H: 0 LOB: 0 BB: 0 P: 11	R: 3 E: 0 K: 1 S: 18	H: 3 LOB: 2 BB: 2 P: 29	1B: 4 2B: 3 3B: 0 HR: 1	SF: 0 SAC: 1 DP: 1 HBP: 0	WP: 1 PB: 0 SB: 1 CS: 1	PA: 40			
PITCHER	IP	WLS	BF	H	R	ER	SO	BB	IBB	HBP	BLK	WP	HR	S	P	ERA	WHIP								
Tom Seaver, R ERA: 2.48	(1, 1)	7.0	29	4	2	1	8	4	0	0	0	1	0	71	113	1.29	1.143								
Skip Lockwood, R ERA: 2.99	(8, 1)	1.1	L	8	3	3	2	1	0	0	0	0	1	21	31	20.25	3.000								
Ken Sanders, R ERA: 1.47	(9, 1)	0.2		3	0	0	0	0	1	0	1	0	0	5	9	0.00	0.000								

Montreal Expos @ New York Mets
Shea Stadium, Flushing, NY
Mon Aug 02 1976, 7:05 PM EDT
Att: 53,523 - Unknown

AB 33
R 5
H 7
RBI 4
BB 6
SO 10
LOB 20



Batter	1	2	3	4	5	6	7	8	9	AB	R	H	RBI	BB	SO	LOB	BOTTOM								
Pepe Manguat, R OBP: 0.376, SLG: 0.341	0-0 X 1-3		3-3 S X K			0-0 X 6-3	2-0 S X F7		0-2 S X F7	3	0	0	0	0	1	0									
Ed Kranepool, L OBP: 0.336, SLG: 0.389	(7, PH)									2	0	0	0	0	2										
Felix Milan, R OBP: 0.318, SLG: 0.326	(1, 4)	2-1 S X F9			0-0 X FC5-4 1B		2-1 S X F8		3-2 S X SH3-4 1B	5	1	2	0	0	0										
John Milner, L OBP: 0.341, SLG: 0.448	(1, 7)	1-1 S X F8			2-2 S X F9		3-1 S X 6-3		0-0 S X SH3-4	3	0	0	0	0	0	1									
Skip Lockwood, R OBP: 0.462, SLG: 0.500	(8, 1)								1-2 S X 1B	0	0	0	0	0	0	0									
Ken Sanders, R ERA: 1.47	(9, 1)								1-2 S X 1B	0	0	0	0	0	0	0									
Joe Torre, R OBP: 0.327, SLG: 0.393	(1, 3)								2-1 S X BB	4	0	2	1	0	0	1									
Leon Brown, R OBP: 0.269, SLG: 0.280	(8, PR)								2-H S X 2B	0	1	0	0	0	0	0									
Mike Vail, R OBP: 0.319, SLG: 0.279	(1, 9)	3-2 S X 6-3			2-1 S X 1B		3-2 S X FC6-4 1B		0-0 S X F8	4	0	2	0	0	0	2									
Jerry Grote, R OBP: 0.338, SLG: 0.309	(1, 2)	4-1 S X G5-4-3 BB			2-2 S X FC5		1-1 S X FC6-4 HR		4-2 S X 2B	2	1	0	0	2	0	3									
Roy Staiger, R OBP: 0.277, SLG: 0.304	(1, 5)	1-0 S X G5-4-3			1-1 S X F8		1-1 S X HR		1-1 S X 2B	4	1	2	3	0	0	2									
Bud Harrelson, S OBP: 0.328, SLG: 0.278	(1, 6)								2-2 S X 1-3	4	0	1	0	0	1	3									
Tom Seaver, R OBP: 0.183, SLG: 0.093	(1, 1)								3-2 S X 4-3	2	0	0	0	0	1	0									
Bruce Boisclair, L OBP: 0.321, SLG: 0.312	(7, PH)								1-3 S X BB	1	0	0	0	1	0	0									
Inning Stats	R: 0 E: 0 K: 0 S: 5	H: 0 LOB: 0 BB: 0 P: 8	R: 0 E: 0 K: 0 S: 6	H: 1 LOB: 1 BB: 1 P: 16	R: 0 E: 0 K: 2 S: 10	H: 0 LOB: 0 BB: 0 P: 17	R: 0 E: 0 K: 0 S: 10	H: 2 LOB: 2 BB: 0 P: 17	R: 0 E: 0 K: 1 S: 7	H: 0 LOB: 0 BB: 0 P: 12	R: 0 E: 0 K: 0 S: 5	H: 0 LOB: 0 BB: 0 P: 10	R: 2 E: 0 K: 0 S: 16	H: 3 LOB: 2 BB: 1 P: 29	R: 2 E: 0 K: 0 S: 14	H: 3 LOB: 3 BB: 1 P: 26	R: 0 E: 0 K: 0 S: 8	H: 0 LOB: 0 BB: 0 P: 12	1B: 6 2B: 1 3B: 1 HR: 1	SF: 0 SAC: 1 DP: 1 HBP: 0	WP: 1 PB: 0 SB: 1 CS: 0	PA: 38			
PITCHER	IP	WLS	BF	H	R	ER	SO	BB	IBB	HBP	BLK	WP	HR	S	P	ERA	WHIP								
Woodie Fryman, L ERA: 3.78	(1, 1)	6.2	26	6	2	2	3	1	0	0	0	1	0	54	98	2.70	1.050								
Dale Murray, R ERA: 2.79	(7, 1)	1.0	8	3	2	2	0	2	0	0	0	0	0	16	32	18.00	5.000								
Chuck Taylor, R ERA:	(8, 1)	0.1	W	1	0	0	0	0	0	0	0	0	0	3	5	0.00	0.000								
Joe Kerrigan, R ERA: 5.25	(9, 1)	1.0	S	3	0	0	0	0	0	0	0	0	0	8	12	0.00	0.000								

Montreal Expos @ New York Mets
Shea Stadium, Flushing, NY
Mon Aug 02 1976, 7:05 PM EDT
Att: 53,523 - Unknown

AB 34
R 4
H 9
RBI 4
BB 3
SO 3
LOB 14



Batter	1	2	3	4	5	6	7	8	9	AB	R	H	RBI	BB	SO	LOB	TOP					
Ellis Valentine, R <small>OBP: 0.341, SLG: 0.431</small> 										3	3	2	1	2	1	0	Montreal Expos @ New York Mets Shea Stadium, Flushing, NY Tue Aug 03 1976, 7:05 PM EDT Att: 12,245 - Unknown					
Bombo Rivera, R <small>OBP: 0.347, SLG: 0.448</small> Mike Jorgensen, L <small>OBP: 0.346, SLG: 0.356</small> 										4	1	3	1	0	0	1						
Larry Parrish, R <small>OBP: 0.333</small> Wayne Garrett, L <small>OBP: 0.348, SLG: 0.299</small> 										3	0	2	3	0	0	1						
Earl Williams, R <small>OBP: 0.278, SLG: 0.354</small> 										4	0	1	1	0	0	5						
Tim Foli, R <small>OBP: 0.275, SLG: 0.388</small> Pepe Frias, R <small>OBP: 0.229, SLG: 0.231</small> 										2	0	0	0	0	0	3						
Pete Mackanin, R <small>OBP: 0.281, SLG: 0.349</small> 										5	0	0	0	0	0	4						
Andre Thornton, R <small>OBP: 0.324, SLG: 0.385</small> 										4	1	1	1	0	0	2						
Jerry White, S <small>OBP: 0.306, SLG: 0.314</small> 										5	1	1	0	0	1	3						
Clay Kirby, R <small>OBP: 0.265, SLG: 0.111</small> Chuck Taylor, R <small>OBP: 0.250, SLG: 0.352</small> Del Unser, L <small>OBP: 0.280, SLG: 0.350</small> Chip Lang, R <small>OBP: 0.280, SLG: 0.350</small> Steve Rogers, R <small>OBP: 0.280, SLG: 0.350</small> Joe Kerrigan, R <small>OBP: 0.280, SLG: 0.350</small> Gary Carter, R <small>OBP: 0.280, SLG: 0.350</small> 										2	0	0	0	0	0	0						
Inning Stats R: 1 H: 2 E: 0 LOB: 2 K: 0 BB: 1 S: 11 P: 18 R: 0 H: 0 E: 0 LOB: 0 K: 0 BB: 0 S: 5 P: 6 R: 1 H: 2 E: 0 LOB: 1 K: 0 BB: 0 S: 13 P: 20 R: 0 H: 0 E: 0 LOB: 0 K: 1 BB: 0 S: 5 P: 8 R: 0 H: 1 E: 0 LOB: 1 K: 0 BB: 0 S: 10 P: 15 R: 0 H: 1 E: 1 LOB: 2 K: 0 BB: 0 S: 11 P: 17 R: 3 H: 1 E: 0 LOB: 0 K: 0 BB: 2 S: 11 P: 22 R: 3 H: 4 E: 1 LOB: 3 K: 1 BB: 1 S: 20 P: 34 R: 0 H: 0 E: 0 LOB: 1 K: 1 BB: 0 S: 6 P: 10 1B: 7 SF: 2 2B: 3 SAC: 0 3B: 0 DP: 0 HR: 1 HBP: 1 WP: 0 PA: 45 FB: 0 SB: 1 CS: 0											AB 38 R 8 H 11 RBI 7 BB 4 SO 4 LOB 27											
PITCHER Mickey Lolich, L <small>ERA: 2.81</small> Ken Sanders, R <small>ERA: 1.93</small> Bob Myrick, L <small>ERA: 1.62</small> Bob Apodaca, R <small>ERA: 2.88</small>	IP 6.0 WLS 29 BF 7 H 5 R 5 ER 5 SO 2 BB 3 IBB 0 HBP 0 BLK 0 WP 0 HR 0 S 61 P 98 ERA 7.50 WHIP 1.667											PITCHER IP 1.1 WLS 6 BF 2 H 2 R 2 ER 2 SO 0 BB 0 IBB 0 HBP 0 BLK 0 WP 0 HR 1 S 10 P 17 ERA 13.50 WHIP 1.500										
Batter	1	2	3	4	5	6	7	8	9	AB	R	H	RBI	BB	SO	LOB	BOTTOM					
Pepe Manguat, R <small>OBP: 0.381, SLG: 0.338</small> 										2	0	0	0	3	1	1	Montreal Expos @ New York Mets Shea Stadium, Flushing, NY Tue Aug 03 1976, 7:05 PM EDT Att: 12,245 - Unknown					
Felix Milan, R <small>OBP: 0.322, SLG: 0.328</small> 										4	2	2	2	1	1	2						
Mike Vail, R <small>OBP: 0.288, SLG: 0.250</small> 										5	0	0	0	0	1	5						
Ed Kranepool, L <small>OBP: 0.334, SLG: 0.395</small> 										5	1	1	3	0	1	1						
Joe Torre, R <small>OBP: 0.329, SLG: 0.394</small> Bruce Boisclair, L <small>OBP: 0.327, SLG: 0.319</small> 										2	1	1	1	0	0	1						
Ron Hodges, L <small>OBP: 0.393, SLG: 0.414</small> 										3	2	2	0	0	1	0						
Roy Staiger, R <small>OBP: 0.289, SLG: 0.307</small> 										2	1	1	1	1	0	1						
Mike Phillips, L <small>OBP: 0.324, SLG: 0.364</small> 										3	1	1	0	1	0	2						
Mickey Lolich, S <small>OBP: 0.256, SLG: 0.158</small> Ken Sanders, R <small>ERA: 1.93</small> Bob Myrick, R <small>ERA: 1.62</small> Bob Apodaca, R <small>OBP: 0.214, SLG: 0.231</small> 										1	0	0	0	1	1	0						
Inning Stats R: 3 H: 1 E: 0 LOB: 2 K: 1 BB: 3 S: 14 P: 34 R: 0 H: 0 E: 0 LOB: 1 K: 2 BB: 1 S: 9 P: 16 R: 1 H: 1 E: 0 LOB: 3 K: 0 BB: 1 S: 10 P: 20 R: 0 H: 0 E: 0 LOB: 0 K: 0 BB: 1 S: 7 P: 14 R: 0 H: 0 E: 0 LOB: 0 K: 1 BB: 0 S: 5 P: 8 R: 2 H: 2 E: 0 LOB: 2 K: 0 BB: 2 S: 15 P: 24 R: 1 H: 2 E: 0 LOB: 2 K: 1 BB: 1 S: 13 P: 27 R: 2 H: 3 E: 1 LOB: 1 K: 1 BB: 0 S: 13 P: 24 1B: 7 SF: 0 2B: 1 SAC: 1 3B: 0 DP: 1 HR: 1 HBP: 1 WP: 2 PA: 42 FB: 0 SB: 2 CS: 0											AB 31 R 8 H 9 RBI 8 BB 9 SO 6 LOB 16											
PITCHER Clay Kirby, R <small>ERA: 5.35</small> Chuck Taylor, R <small>ERA: 4.82</small> Chip Lang, R <small>ERA: 4.82</small> Joe Kerrigan, R <small>ERA: 6.23</small>	IP 5.2 WLS 29 BF 4 H 6 R 6 ER 6 SO 4 BB 8 IBB 0 HBP 1 BLK 0 WP 0 HR 0 S 57 P 113 ERA 9.53 WHIP 2.118											PITCHER IP 1.1 WLS 6 BF 2 H 2 R 2 ER 2 SO 0 BB 0 IBB 0 HBP 0 BLK 0 WP 0 HR 3 S 10 P 17 ERA 13.50 WHIP 1.500										

Batter	1	2	3	4	5	6	7	8	9	AB	R	H	RBI	BB	SO	LOB	TOP	
Ellis Valentine, R OBP: 0.331, SLG: 0.417 (1, 8)										4	0	0	0	0	1	1	Montreal Expos @ New York Mets Shea Stadium, Flushing, NY Wed Aug 04 1976, 3:33 AM EDT Att: 15,016 - Unknown	
Bombo Rivera, R OBP: 0.343, SLG: 0.440 (1, 7)										4	0	1	0	0	1	1		
Larry Parrish, R OBP: 0.280, SLG: 0.329 (1, 5)										4	0	0	0	0	1	1		
Jose Morales, R OBP: 0.355, SLG: 0.523 (1, 2)										3	0	0	0	0	1	0		
Earl Williams, R OBP: 0.283, SLG: 0.364 (1, 3)										3	0	2	0	0	0	0		
Gary Carter, R OBP: 0.295, SLG: 0.303 (1, 9)										3	0	0	0	0	0	2		
Pete Mackanin, R OBP: 0.299, SLG: 0.346 (8, 6)										3	0	0	0	0	2	1		
Pepe Frias, R OBP: 0.236, SLG: 0.254 (8, PH)										2	0	1	0	0	0	0		
Barry Foote, R OBP: 0.251, SLG: 0.344 (8, 4)										1	0	0	0	0	0	0		
Wayne Garrett, L OBP: 0.348, SLG: 0.299 (8, 4)										0	0	0	0	0	0	0		
Don Carrithers, R OBP: 0.080, SLG: 0.160 (2, 1)										2	0	0	0	0	2	1		
Chip Lang, R OBP: 0.250, SLG: 0.250 (7, 1)										0	0	0	0	0	0	0		
Jerry White, S OBP: 0.305, SLG: 0.312 (8, 1)										1	0	0	0	0	0	0		
Dale Murray, R (8, 1)										0	0	0	0	0	0	0		
Inning Stats	R: 0 E: 0 K: 0 S: 3	H: 1 LOB: 0 BB: 0 P: 3	R: 0 E: 0 K: 2 S: 8	H: 1 LOB: 1 BB: 0 P: 8	R: 0 E: 0 K: 2 S: 8	H: 1 LOB: 1 BB: 0 P: 6	R: 0 E: 0 K: 1 S: 5	H: 0 LOB: 0 BB: 0 P: 5	R: 0 E: 0 K: 0 S: 3	H: 0 LOB: 0 BB: 0 P: 3	R: 0 E: 0 K: 0 S: 3	H: 0 LOB: 0 BB: 0 P: 3	R: 0 E: 0 K: 0 S: 3	H: 0 LOB: 0 BB: 0 P: 3	1B: 2 2B: 2 3B: 0 HR: 0	SF: 0 SAC: 0 DP: 1 HBP: 0	WP: 0 PB: 0 SB: 0 CS: 0	PA: 30
PITCHER Jerry Kosman, L ERA: 3.14 (1, 1)	IP: 9.0 WLS: W BF: 30 H: 4 R: 0 ER: 0 SO: 8 BB: 0 IBB: 0 HBP: 0 BLK: 0 WP: 0 HR: 0 S: 46 P: 46 ERA: 0.00 WHIP: 0.444																	

AB	30
R	0
H	4
RBI	0
BB	0
SO	8
LOB	7



Batter	1	2	3	4	5	6	7	8	9	AB	R	H	RBI	BB	SO	LOB	BOTTOM	
Pepe Manguat, R OBP: 0.384, SLG: 0.344 (1, 8)										2	0	1	0	1	0	1	Montreal Expos @ New York Mets Shea Stadium, Flushing, NY Wed Aug 04 1976, 3:33 AM EDT Att: 15,016 - Unknown	
Felix Milan, R OBP: 0.323, SLG: 0.330 (1, 4)										1	0	1	0	0	0	0		
Bud Harrelson, S OBP: 0.325, SLG: 0.275 (2, 6)										3	0	0	0	0	1	3		
Mike Vail, R OBP: 0.286, SLG: 0.269 (1, 9)										4	0	1	1	0	1	2		
Ed Kranepool, L OBP: 0.335, SLG: 0.396 (1, 7)										2	1	1	0	0	0	2		
Bruce Boisclair, L OBP: 0.324, SLG: 0.315 (5, 7)										2	0	0	0	0	0	1		
Joe Torre, R OBP: 0.336, SLG: 0.401 (1, 3)										4	1	3	1	0	0	0		
Jerry Grote, R OBP: 0.338, SLG: 0.316 (1, 2)										4	0	1	2	0	0	2		
Roy Staiger, R OBP: 0.282, SLG: 0.299 (1, 5)										4	0	0	0	0	0	3		
Mike Phillips, L OBP: 0.319, SLG: 0.358 (2, 4)										3	0	0	0	0	0	0		
Jerry Kosman, R OBP: 0.300, SLG: 0.313 (1, 1)										2	1	1	0	1	1	0		
Inning Stats	R: 3 E: 0 K: 1 S: 8	H: 3 LOB: 1 BB: 1 P: 12	R: 0 E: 0 K: 1 S: 6	H: 1 LOB: 0 BB: 0 P: 6	R: 0 E: 0 K: 0 S: 5	H: 2 LOB: 2 BB: 0 P: 5	R: 0 E: 0 K: 1 S: 5	H: 0 LOB: 1 BB: 1 P: 9	R: 0 E: 0 K: 0 S: 3	H: 0 LOB: 0 BB: 0 P: 3	R: 1 E: 0 K: 0 S: 5	H: 2 LOB: 1 BB: 0 P: 5	R: 0 E: 0 K: 0 S: 3	H: 0 LOB: 0 BB: 0 P: 3	1B: 6 2B: 2 3B: 1 HR: 0	SF: 0 SAC: 1 DP: 0 HBP: 0		WP: 1 PB: 0 SB: 0 CS: 1
PITCHER Don Carrithers, R ERA: 4.5 (1, 1)	IP: 1.0 WLS: L BF: 7 H: 3 R: 3 ER: 3 SO: 3 BB: 1 IBB: 0 HBP: 0 BLK: 0 WP: 1 HR: 0 S: 8 P: 12 ERA: 27.00 WHIP: 4.000																	
Chip Lang, R ERA: 4.29 (2, 1)	5.2 23 6 1 1 2 1 0 0 0 0 1 0 26 30 1.59 1.235																	
Chuck Taylor, R ERA: (7, 1)	0.1 1 0 0 0 0 0 0 0 0 0 0 0 1 1 0.00 0.000																	
Dale Murray, R ERA: 2.76 (8, 1)	1.0 3 0 0 0 0 0 0 0 0 0 0 0 3 3 0.00 0.000																	

AB	31
R	3
H	9
RBI	4
BB	2
SO	3
LOB	14



Batter	1	2	3	4	5	6	7	8	9	AB	R	H	RBI	BB	SO	LOB	TOP					
Rick Monday, L OBP: 0.358, SLG: 0.509 (1, 7)	F5		HR		K			K		4	1	1	1	0	2	1						
Joe Wallis, S OBP: 0.305, SLG: 0.394 (1, 8)	K		F7		F8			F7		4	0	0	0	0	1	1						
Bill Madlock, R OBP: 0.393, SLG: 0.482 (1, 5)	4-3				L9			6-3		4	0	1	0	0	0	0						
Jerry Morales, R OBP: 0.313, SLG: 0.398 (1, 9)		F8			L8			1B		3	0	0	0	1	1	0						
Ralph LaCock, L OBP: 0.330, SLG: 0.381 (1, 3)	6-3				4-3			F7		4	0	0	0	0	0	1						
Manny Trillo, R OBP: 0.305, SLG: 0.329 (1, 4)	F5				K			1-3		4	0	0	0	0	1	1						
George Mitterwald, R OBP: 0.273, SLG: 0.327 (1, 2)			HR		1B			K		3	2	2	1	0	1	0						
Mick Kelleher, R OBP: 0.274, SLG: 0.298 (1, 6)			4-3		4-3			6-3		3	1	1	0	0	0	0						
Ray Burris, R OBP: 0.157, SLG: 0.140 Bruce Sutter, R (8, 1)			4-3		SH			1-3		2	0	0	0	0	0	0						
Inning Stats	R: 0 E: 0 K: 1 S: 6	H: 0 LOB: 0 BB: 0 P: 8	R: 0 E: 0 K: 0 S: 5	H: 0 LOB: 0 BB: 0 P: 9	R: 2 E: 0 K: 0 S: 8	H: 2 LOB: 0 BB: 0 P: 15	R: 0 E: 0 K: 0 S: 4	H: 0 LOB: 0 BB: 0 P: 6	R: 2 E: 1 K: 2 S: 14	H: 2 LOB: 1 BB: 0 P: 21	R: 0 E: 0 K: 0 S: 8	H: 1 LOB: 0 BB: 0 P: 16	R: 0 E: 0 K: 1 S: 5	H: 0 LOB: 0 BB: 0 P: 7	R: 0 E: 0 K: 1 S: 5	H: 0 LOB: 0 BB: 0 P: 5	R: 0 E: 0 K: 1 S: 7	H: 0 LOB: 0 BB: 0 P: 13	1B: 3 2B: 0 3B: 0 HR: 2	SF: 0 SAC: 1 DP: 0 HBP: 0	WP: 0 PB: 0 SB: 0 CS: 1	PA: 33
PITCHER Don Stanhouse, R ERA: 2.72 (1, 1)	IP: 9.0 WLS: L BF: 33 H: 5 R: 4 ER: 2 SO: 6 BB: 1 IBB: 0 HBP: 0 BLK: 0 WP: 0 HR: 2 S: 62 P: 100 ERA: 2.00 WHIP: 0.667															PITCHER Don Stanhouse, R ERA: 2.72 (1, 1)	IP: 9.0 WLS: L BF: 33 H: 5 R: 4 ER: 2 SO: 6 BB: 1 IBB: 0 HBP: 0 BLK: 0 WP: 0 HR: 2 S: 62 P: 100 ERA: 2.00 WHIP: 0.667					

Chicago Cubs @ Montreal Expos
Jarry Park, Montreal, QB
 Thu Aug 05 1976, 7:05 PM EDT
 Att: 10,333 - Overcast - 73 F

AB	31
R	4
H	5
RBI	2
BB	1
SO	6
LOB	4



Batter	1	2	3	4	5	6	7	8	9	AB	R	H	RBI	BB	SO	LOB	BOTTOM					
Ellis Valentine, R OBP: 0.321, SLG: 0.403 (1, 8)	L9		F3		F9			F9		4	0	0	0	0	0	2						
Wayne Garrett, L OBP: 0.347, SLG: 0.299 (1, 4)	E				L9			F9		4	0	1	0	0	0	0						
Larry Parrish, R OBP: 0.277, SLG: 0.325 (1, 5)	E1				1-3			K		4	0	0	0	0	2	1						
Earl Williams, R OBP: 0.287, SLG: 0.371 (1, 3)	G6-4-3				2B			K		4	1	2	0	0	1	2						
Del Unser, L OBP: 0.268, SLG: 0.361 (8, 9)			L9		F9			K		4	1	1	2	0	1	1						
Tim Foli, R OBP: 0.275, SLG: 0.389 (1, 6)	1-3				2B			5-3		4	1	1	0	0	0	0						
Gary Carter, R OBP: 0.294, SLG: 0.308 (8, 2)	F9				2B			6-3		4	0	1	1	0	0	0						
Barry Foote, R OBP: 0.252, SLG: 0.344 Jerry White, S OBP: 0.305, SLG: 0.312 (7, PR) (8, 7)			1-3		F6			S		3	0	1	0	0	0	1						
Don Stanhouse, R OBP: 0.389, SLG: 0.344 (1, 1)			4-3		4-3			K		3	0	0	0	0	1	2						
Inning Stats	R: 0 E: 1 K: 0 S: 8	H: 1 LOB: 1 BB: 0 P: 11	R: 0 E: 0 K: 0 S: 7	H: 0 LOB: 0 BB: 0 P: 9	R: 0 E: 0 K: 0 S: 7	H: 0 LOB: 0 BB: 0 P: 10	R: 0 E: 0 K: 0 S: 7	H: 1 LOB: 1 BB: 0 P: 11	R: 1 E: 0 K: 0 S: 12	H: 2 LOB: 1 BB: 0 P: 17	R: 2 E: 0 K: 1 S: 16	H: 2 LOB: 0 BB: 0 P: 21	R: 0 E: 0 K: 1 S: 8	H: 1 LOB: 2 BB: 0 P: 12	R: 0 E: 0 K: 2 S: 13	H: 0 LOB: 0 BB: 0 P: 19	R: 0 E: 0 K: 1 S: 8	H: 0 LOB: 0 BB: 0 P: 11	1B: 3 2B: 3 3B: 0 HR: 1	SF: 0 SAC: 0 DP: 1 HBP: 0	WP: 0 PB: 0 SB: 1 CS: 0	PA: 34
PITCHER Ray Burris, R ERA: 3.61 Bruce Sutter, R ERA: 2.17 (8, 1)	IP: 7.0 WLS: W BF: 28 H: 7 R: 3 ER: 3 SO: 3 BB: 0 IBB: 0 HBP: 0 BLK: 0 WP: 0 HR: 1 S: 65 P: 91 ERA: 3.86 WHIP: 1.000															PITCHER Don Stanhouse, R ERA: 2.72 (1, 1)	IP: 9.0 WLS: L BF: 33 H: 5 R: 4 ER: 2 SO: 6 BB: 1 IBB: 0 HBP: 0 BLK: 0 WP: 0 HR: 2 S: 62 P: 100 ERA: 2.00 WHIP: 0.667					

Chicago Cubs @ Montreal Expos
Jarry Park, Montreal, QB
 Thu Aug 05 1976, 7:05 PM EDT
 Att: 10,333 - Overcast - 73 F

AB	34
R	3
H	7
RBI	3
BB	0
SO	5
LOB	9



Batter	1	2	3	4	5	6	7	8	9	10	11	12	13	AB	R	H	RBI	BB	SO	LOB	TOP			
Rick Monday, L OBP: 0.360, SLG: 0.517 (1.7)	K		F4		FC4-6 2H 1B		F7		SH1-4 1-2 2-3	BB			HR	5	1	2	2	1	1	2				
Joe Wallis, S OBP: 0.393, SLG: 0.393 (7, 6)	4-3				FC4-6					1B IBB				3	0	1	0	1	0	1				
Wayne Tyrone, R OBP: 0.273, SLG: 0.333 (9, 5)					FC4-6 BB									0	0	0	0	0	0	0				
Bill Madlock, R OBP: 0.295, SLG: 0.482 (9, 1)	5-3				FC4-6									4	0	2	1	1	0	2				
Joe Coleman, R OBP: 0.111, SLG: 0.111 (9, 1)					FC4-6									0	0	0	0	0	0	0				
Bruce Sutter, R (9, 1)					FC4-6									0	0	0	0	0	0	0				
Steve Swisher, R OBP: 0.283, SLG: 0.313 (11, 2)					1-2									2	0	0	0	0	1	0				
Jerry Morales, R OBP: 0.313, SLG: 0.396 (1, 9)														5	1	1	2	1	1	2				
Ralph LaCock, L OBP: 0.330, SLG: 0.372 (11, 1)														4	0	0	0	2	0	2				
Paul Reuschel, R OBP: 0.200, SLG: 0.154 (11, 1)														0	0	0	0	0	0	0				
Manny Trillo, R OBP: 0.308, SLG: 0.332 (1, 4)														6	0	3	1	0	0	5				
George Mitterwald, R OBP: 0.269, SLG: 0.321 (11, 3)														6	0	1	0	0	0	8				
Mick Kelleher, R OBP: 0.271, SLG: 0.295 (7, 7)														2	1	0	0	0	1	1				
Jose Cardenal, R OBP: 0.357, SLG: 0.416 (7, 7)														2	1	2	0	0	0	0				
Dave Rosello, R OBP: 0.352, SLG: 0.273 (9, 6)														2	0	0	0	0	0	0				
Bill Bonham, R OBP: 0.214, SLG: 0.250 (8, 1)														2	0	1	0	0	1	1				
Darold Knowles, L OBP: 0.444, SLG: 0.167 (9, 5)														0	0	0	0	0	0	0				
Champ Summers, L OBP: 0.284, SLG: 0.279 (9, 7)														3	1	1	0	0	1	0				
Inning Stats	R: 0 E: 0 K: 1 S: 7	H: 0 LOB: 0 BB: 0 P: 9	R: 0 E: 0 K: 0 S: 5	H: 1 LOB: 1 BB: 1 P: 12	R: 0 E: 0 K: 1 S: 12	H: 1 LOB: 2 BB: 1 P: 18	R: 0 E: 0 K: 0 S: 8	H: 0 LOB: 0 BB: 0 P: 12	R: 0 E: 0 K: 1 S: 6	H: 2 LOB: 1 BB: 0 P: 8	R: 1 E: 0 K: 0 S: 7	H: 2 LOB: 1 BB: 0 P: 8	R: 3 E: 0 K: 0 S: 12	H: 4 LOB: 3 BB: 2 P: 22	R: 0 E: 0 K: 1 S: 10	H: 0 LOB: 0 BB: 0 P: 11	R: 0 E: 0 K: 0 S: 7	H: 1 LOB: 0 BB: 0 P: 10	R: 1 E: 0 K: 1 S: 8	H: 1 LOB: 0 BB: 0 P: 13	1B: 13 2B: 0 3B: 0 HR: 1	SF: 0 SAC: 2 DP: 2 HBP: 0	W/P: 0 PB: 0 SB: 1 CS: 0	PA: 57
PITCHER	IP	WLS	BF	H	R	ER	SO	BB	IBB	HBP	BLK	WP	HR	S	P	ERA	WHIP							
Don Carrithers, R ERA: 4.37 (1, 1)	7.0		30	7	2	2	4	4	0	0	0	0	0	58	95	2.57	1.571							
Dale Murray, R ERA: 3.05 (8, 1)	1.1		10	5	3	3	0	0	1	0	0	0	0	14	19	20.25	3.750							
Chuck Taylor, R ERA: 1.04 (9, 1)	4.2	L	17	2	1	1	3	1	1	0	0	0	1	37	63	1.93	0.643							

Chicago Cubs @ Montreal Expos
Jarry Park, Montreal, QB
Fri Aug 06 1976, 7:05 PM EDT
Unknown - 70 F

AB 48
R 6
H 14
RBI 6
BB 7
SO 7
LOB 25



Batter	1	2	3	4	5	6	7	8	9	10	11	12	13	AB	R	H	RBI	BB	SO	LOB	BOTTOM			
Ellis Valentine, R OBP: 0.320, SLG: 0.415 (1, 8)	K						F7				5-3			6	1	3	1	0	1	0				
Wayne Garrett, L OBP: 0.340, SLG: 0.298 (1, 4)	6-3													4	1	1	1	2	0	2				
Del Unser, L OBP: 0.269, SLG: 0.357 (9, 7)														3	1	0	1	2	1	3				
Earl Williams, R OBP: 0.286, SLG: 0.370 (7, 7)														3	0	1	0	0	1	1				
Jerry White, S OBP: 0.305, SLG: 0.312 (8, 7)														0	0	0	0	0	0	0				
Jose Morales, R OBP: 0.351, SLG: 0.516 (8, 5)														1	0	0	0	0	1	0				
Andre Thornton, R OBP: 0.322, SLG: 0.381 (9, 3)														2	0	0	0	0	2	2				
Tim Foli, R OBP: 0.276, SLG: 0.391 (1, 6)														6	0	2	2	0	0	1				
Larry Parrish, R OBP: 0.281, SLG: 0.326 (1, 5)														5	0	2	0	1	1	0				
Mike Jorgensen, L OBP: 0.342, SLG: 0.362 (7, 3)														3	0	0	0	0	1	1				
Bombo Rivera, R OBP: 0.246, SLG: 0.245 (8, 7)														1	0	0	0	0	2					
Chuck Taylor, R (8, 3)														1	0	0	0	0	1	0				
Pete Mackanin, R OBP: 0.281, SLG: 0.340 (13, 5)														1	0	0	0	0	1	0				
Barry Foote, R OBP: 0.255, SLG: 0.343 (1, 2)														4	2	1	0	0	0	0				
Don Carrithers, R OBP: 0.074, SLG: 0.148 (8, 1)														2	0	0	0	0	1	0				
Dale Murray, R (8, 1)														0	0	0	0	0	0	0				
Gary Carter, R OBP: 0.291, SLG: 0.304 (9, 9)														2	0	0	0	0	2	1				
Inning Stats	R: 1 E: 0 K: 1 S: 12	H: 3 LOB: 2 BB: 1 P: 21	R: 1 E: 0 K: 1 S: 12	H: 2 LOB: 1 BB: 0 P: 14	R: 0 E: 0 K: 1 S: 4	H: 0 LOB: 0 BB: 1 P: 8	R: 0 E: 0 K: 1 S: 6	H: 0 LOB: 0 BB: 0 P: 8	R: 0 E: 0 K: 0 S: 6	H: 1 LOB: 1 BB: 2 P: 12	R: 0 E: 0 K: 1 S: 8	H: 1 LOB: 1 BB: 2 P: 10	R: 0 E: 0 K: 1 S: 7	H: 0 LOB: 0 BB: 0 P: 9	R: 0 E: 0 K: 1 S: 8	H: 0 LOB: 0 BB: 0 P: 11	R: 0 E: 0 K: 2 S: 10	H: 0 LOB: 0 BB: 1 P: 15	R: 0 E: 0 K: 1 S: 6	H: 0 LOB: 0 BB: 0 P: 10	1B: 8 2B: 2 3B: 0 HR: 0	SF: 1 SAC: 1 DP: 1 HBP: 1	W/P: 1 PB: 0 SB: 0 CS: 1	PA: 53
PITCHER	IP	WLS	BF	H	R	ER	SO	BB	IBB	HBP	BLK	WP	HR	S	P	ERA	WHIP							
Bill Bonham, R ERA: 4.7 (1, 1)	7.2		33	8	3	3	5	4	0	0	0	0	0	65	104	3.52	1.565							
Darold Knowles, L ERA: 3.0 (8, 1)	0.1		1	0	0	0	0	0	0	0	0	0	0	1	1	0.00	0.000							
Joe Coleman, R ERA: 5.03 (9, 1)	0.1		4	2	2	2	1	0	0	0	0	0	0	8	18	54.00	6.000							
Bruce Sutter, R ERA: 2.1 (8, 1)	1.2		5	0	0	0	2	0	0	0	0	0	0	12	19	0.00	0.000							
Paul Reuschel, R ERA: 4.48 (11, 1)	3.0	W	9	0	0	0	4	1	0	0	0	0	0	24	36	0.00	0.333							

Chicago Cubs @ Montreal Expos
Jarry Park, Montreal, QB
Fri Aug 06 1976, 7:05 PM EDT
Unknown - 70 F

AB 44
R 5
H 10
RBI 5
BB 5
SO 12
LOB 14



Batter	1	2	3	4	5	6	7	8	9	AB	R	H	RBI	BB	SO	LOB	TOP								
Joe Wallis, S (1, 8) OBP: 0.303, SLG: 0.385										4	0	0	0	0	2	0									
Mick Kelleher, R (1, 6) OBP: 0.276, SLG: 0.299										4	0	2	0	0	0	0									
Manny Trillo, R (1, 4) OBP: 0.330, SLG: 0.330										2	0	0	0	0	0	2									
Dave Rosello, R (6, PR) OBP: 0.351, SLG: 0.271										1	0	0	0	0	0	0									
Jerry Morales, R (1, 9) OBP: 0.317, SLG: 0.407										4	1	3	1	0	0	1									
George Mitterwald, R (1, 3) OBP: 0.263, SLG: 0.313										4	0	0	0	0	1	4									
Wayne Tyrone, R (1, 7) OBP: 0.250, SLG: 0.303										3	0	0	0	0	2	1									
Rick Mondav, L (9, PH) OBP: 0.359, SLG: 0.515										1	0	0	0	0	0	0									
Rob Sperring, R (1, 5) OBP: 0.375, SLG: 0.167										2	0	1	0	2	1	1									
Steve Swisher, R (1, 2) OBP: 0.279, SLG: 0.309										4	0	0	0	0	0	3									
Steve Stone, R (1, 1) OBP: 0.063, SLG: 0.063										3	0	0	0	0	1	2									
Inning Stats	R: 0 E: 0 K: 1 S: 5	H: 1 LOB: 0 BB: 0 P: 9	R: 0 E: 0 K: 1 S: 11	H: 1 LOB: 1 BB: 0 P: 16	R: 0 E: 0 K: 0 S: 6	H: 0 LOB: 0 BB: 0 P: 11	R: 0 E: 0 K: 1 S: 8	H: 1 LOB: 1 BB: 0 P: 15	R: 0 E: 0 K: 1 S: 6	H: 1 LOB: 1 BB: 0 P: 9	R: 0 E: 0 K: 2 S: 12	H: 0 LOB: 2 BB: 1 P: 22	R: 0 E: 0 K: 2 S: 12	H: 0 LOB: 1 BB: 1 P: 21	R: 0 E: 0 K: 1 S: 8	H: 0 LOB: 0 BB: 0 P: 11	R: 1 E: 0 K: 0 S: 14	H: 1 LOB: 1 BB: 1 P: 23	1B: 5 2B: 0 3B: 0 HR: 1	SF: 0 SAC: 0 DP: 0 HBP: 1	WP: 1 PB: 0 SB: 0 CS: 1	PA: 35			
PITCHER	IP	WLS	BF	H	R	ER	SO	BB	IBB	HBP	BLK	WP	HR	S	P	ERA	WHIP								
Woodie Fryman, L (1, 1) ERA: 3.57	8.0		30	5	0	0	7	1	0	1	0	1	0	68	114	0.00	0.750								
Joe Kerrigan, R (9, 1) ERA: 6.43	1.0	L	5	1	1	1	0	1	0	0	0	0	1	14	23	9.00	2.000								

Chicago Cubs @ Montreal Expos
Jarry Park, Montreal, QB
Fri Aug 06 1976, 7:05 PM EDT
Att: 13,145 - Unknown - 64 F

AB 32
R 1
H 6
RBI 1
BB 2
SO 7
LOB 14


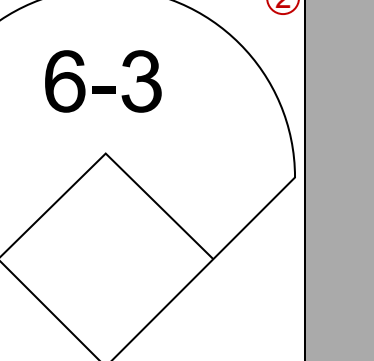
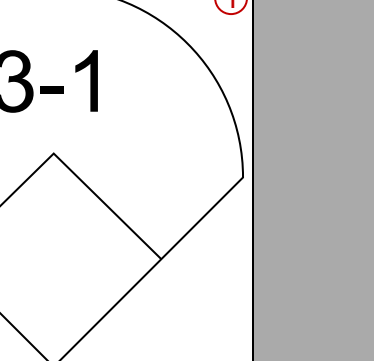
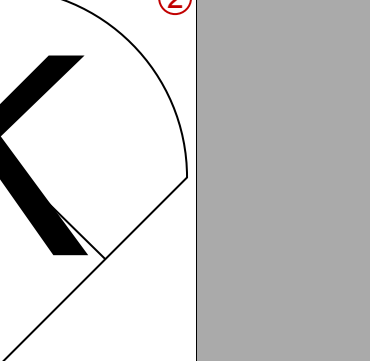
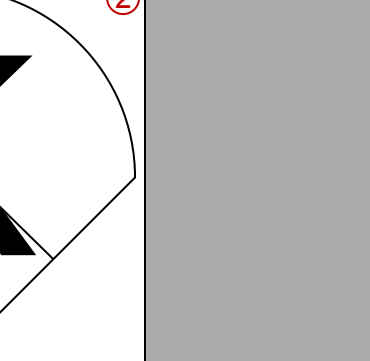
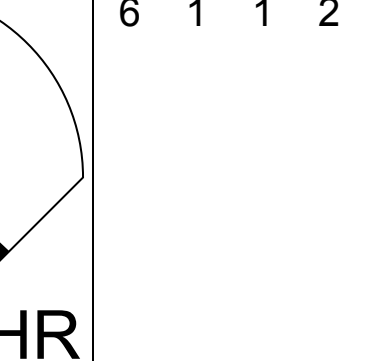
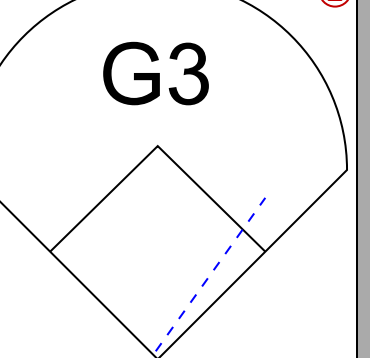
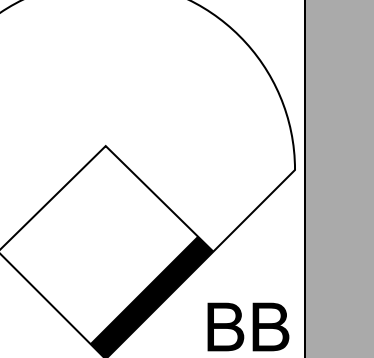
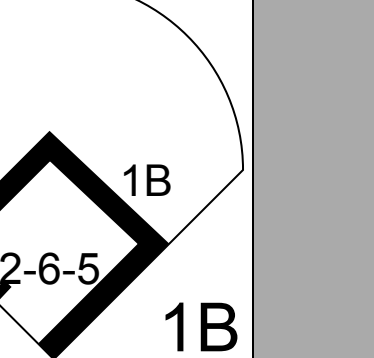
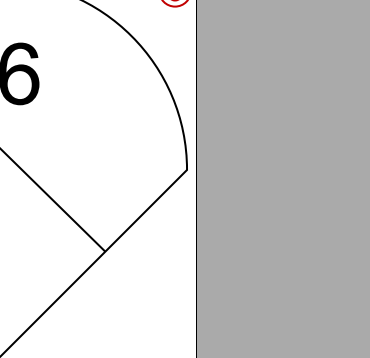

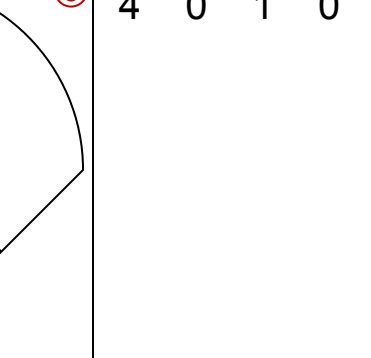
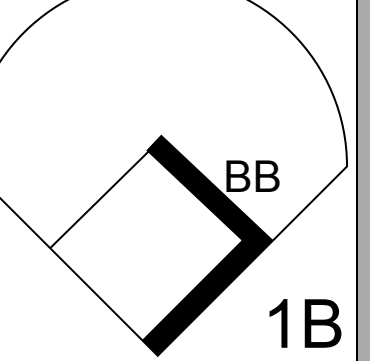

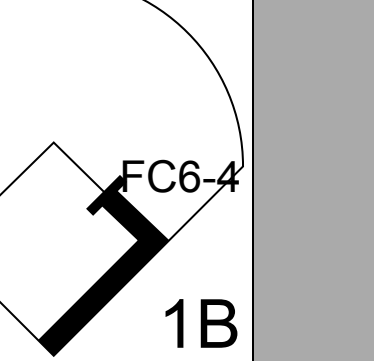
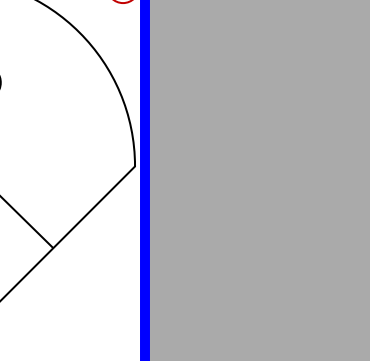

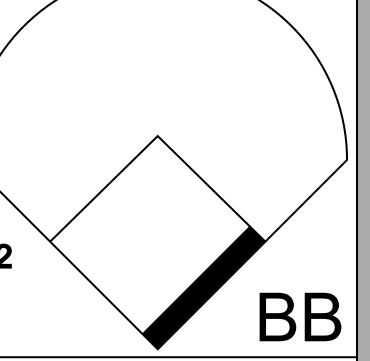
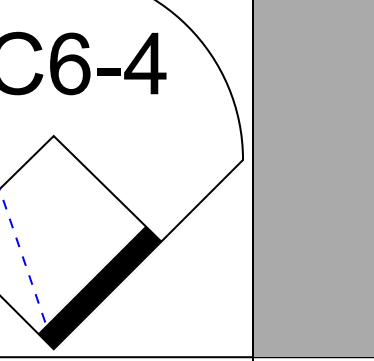
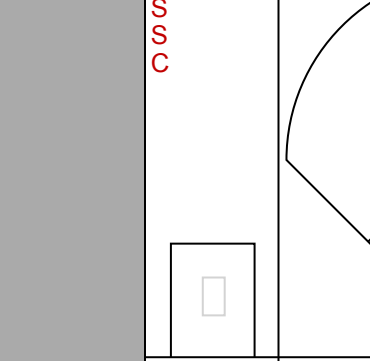
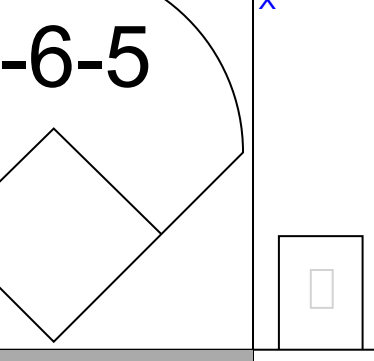

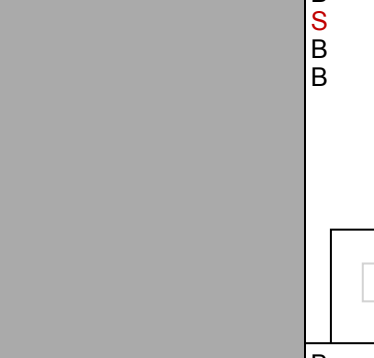
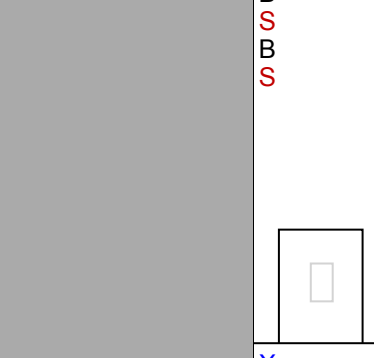
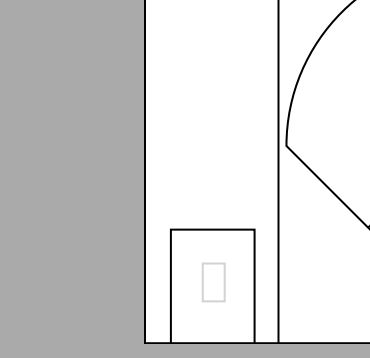


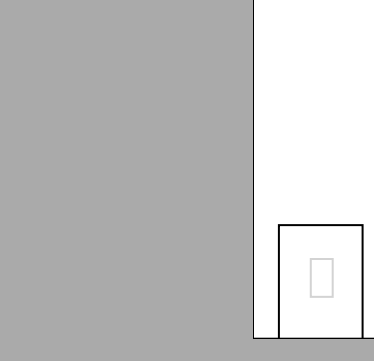
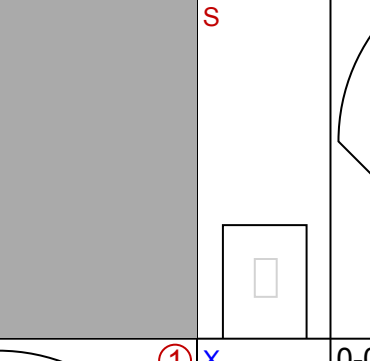

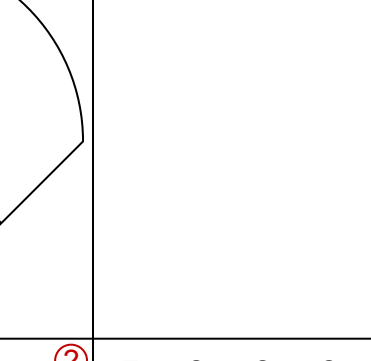
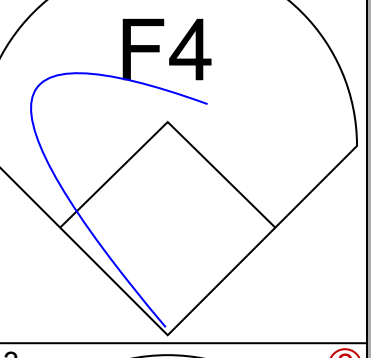
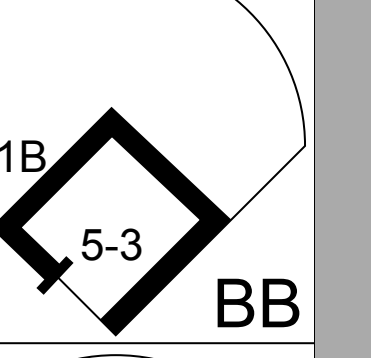


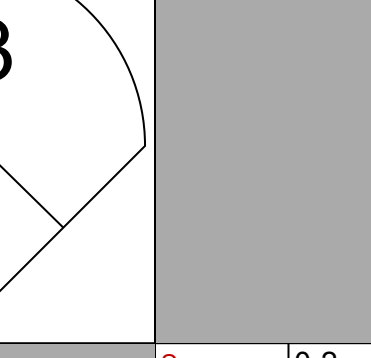
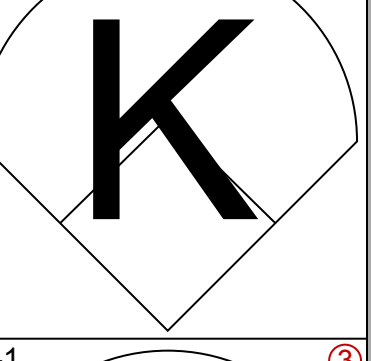
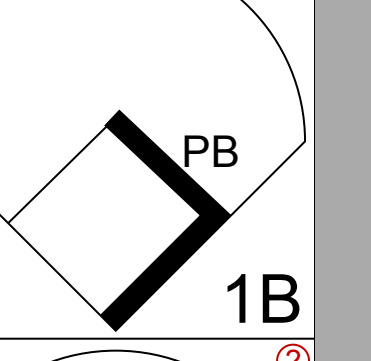
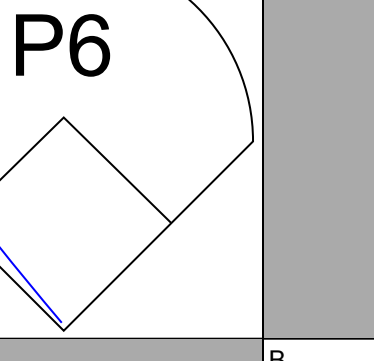
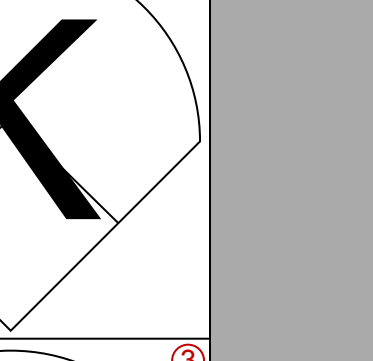
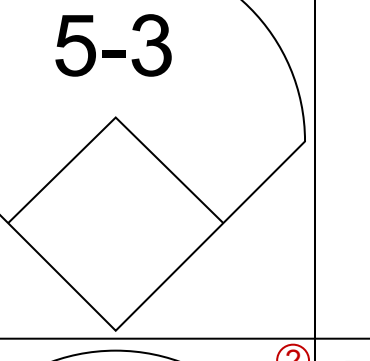
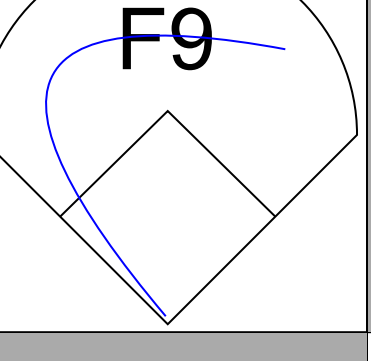
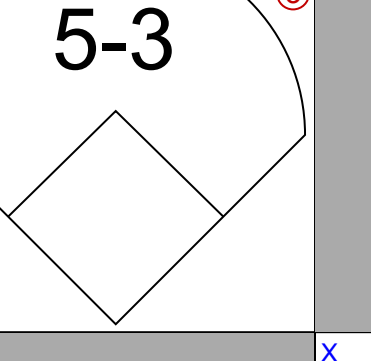
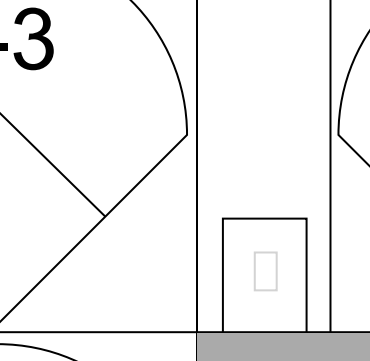

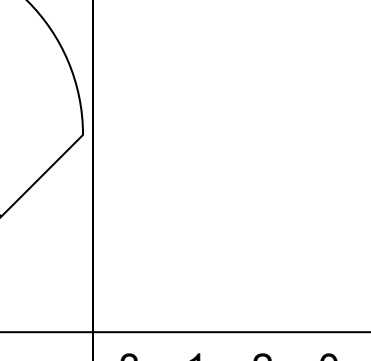
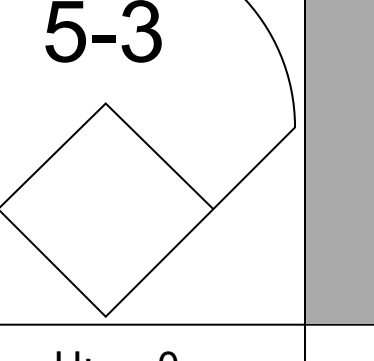
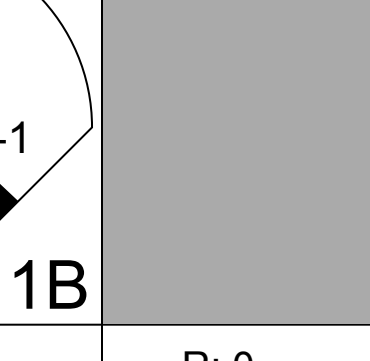
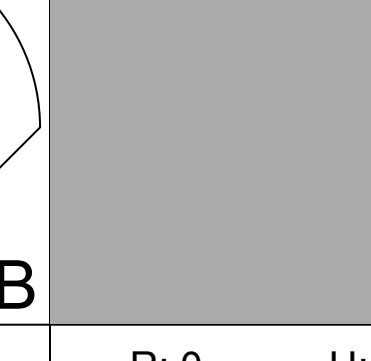




Batter	1	2	3	4	5	6	7	8	9	AB	R	H	RBI	BB	SO	LOB	BOTTOM								
Ellis Valentine, R (1, 8) OBP: 0.327, SLG: 0.410										4	0	1	0	0	0	0									
Wayne Garrett, L (1, 4) OBP: 0.345, SLG: 0.298										3	0	1	0	0	1	3									
Del Unser, L (1, 9) OBP: 0.266, SLG: 0.353										4	0	0	0	0	2	2									
Earl Williams, R (1, 3) OBP: 0.283, SLG: 0.364										4	0	0	0	0	1	2									
Larry Parrish, R (1, 5) OBP: 0.281, SLG: 0.325										4	0	1	0	0	1	1									
Mike Jorgensen, L (1, 7) OBP: 0.342, SLG: 0.349										2	0	0	0	1	2	1									
Jerry White, S (8, PR) OBP: 0.305, SLG: 0.312										0	0	0	0	0	0	0									
Gary Carter, R (1, 2) OBP: 0.287, SLG: 0.299										3	0	0	0	0	1	2									
Pepe Frias, R (1, 6) OBP: 0.233, SLG: 0.250										1	0	0	0	0	0	0									
Tim Foli, R (6, PH) OBP: 0.277, SLG: 0.392										2	0	1	0	0	0	0									
Woodie Fryman, R (1, 1) OBP: 0.114, SLG: 0.093										2	0	0	0	0	1	0									
Jose Morales, R (8, PH) OBP: 0.348, SLG: 0.514										1	0	0	0	0	0	2									
Joe Kerrigan, R (9, 1) ERA: 4.18										0	0	0	0	0	0	0									
Inning Stats	R: 0 E: 0 K: 0 S: 7	H: 0 LOB: 0 BB: 0 P: 14	R: 0 E: 0 K: 1 S: 11	H: 0 LOB: 0 BB: 0 P: 13	R: 0 E: 0 K: 0 S: 8	H: 0 LOB: 0 BB: 0 P: 13	R: 0 E: 1 K: 1 S: 13	H: 0 LOB: 1 BB: 0 P: 20	R: 0 E: 0 K: 1 S: 6	H: 1 LOB: 0 BB: 0 P: 9	R: 0 E: 0 K: 1 S: 7	H: 0 LOB: 0 BB: 0 P: 8	R: 0 E: 0 K: 2 S: 11	H: 1 LOB: 1 BB: 0 P: 14	R: 0 E: 0 K: 2 S: 16	H: 2 LOB: 3 BB: 1 P: 23	R: 0 E: 0 K: 1 S: 10	H: 0 LOB: 0 BB: 0 P: 14	1B: 4 2B: 1 3B: 0 HR: 0	SF: 0 SAC: 0 DP: 1 HBP: 0	WP: 0 PB: 0 SB: 0 CS: 0	PA: 32			
PITCHER	IP	WLS	BF	H	R	ER	SO	BB	IBB	HBP	BLK	WP	HR	S	P	ERA	WHIP								
Steve Stone, R (1, 1) ERA: 4.18	9.0	W	32	4	0	0	9	1	0	0	0	0	0	89	128	0.00	0.556								

Chicago Cubs @ Montreal Expos
Jarry Park, Montreal, QB
Fri Aug 06 1976, 7:05 PM EDT
Att: 13,145 - Unknown - 64 F


AB 30
R 0
H 4
RBI 0
BB 1
SO 9
LOB 13

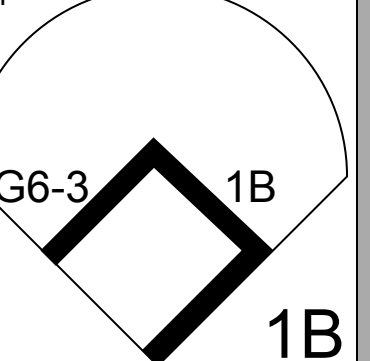
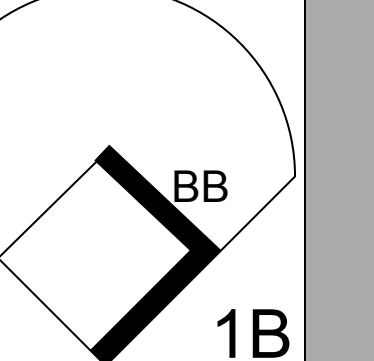
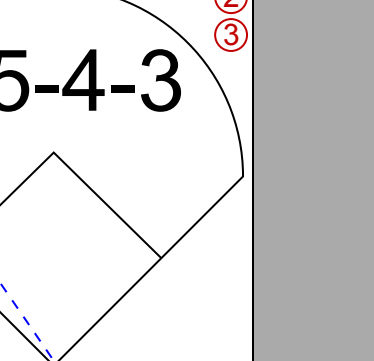
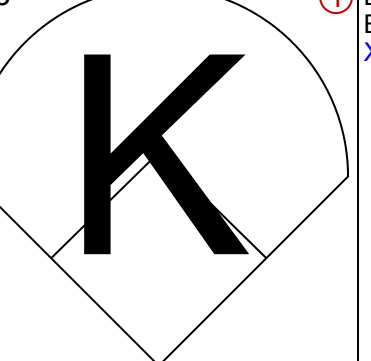
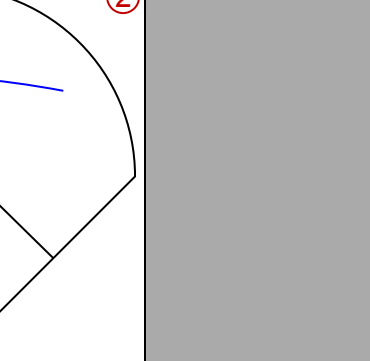
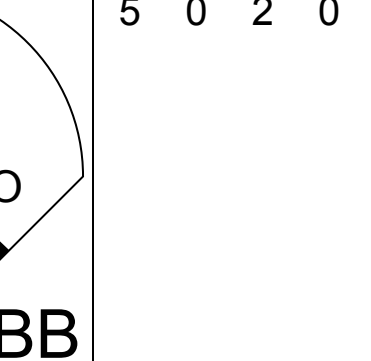
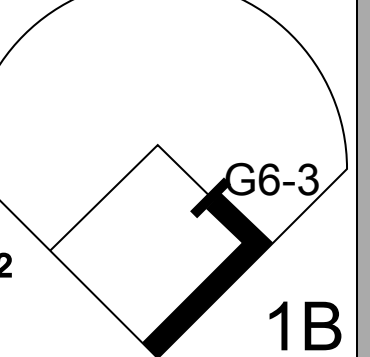
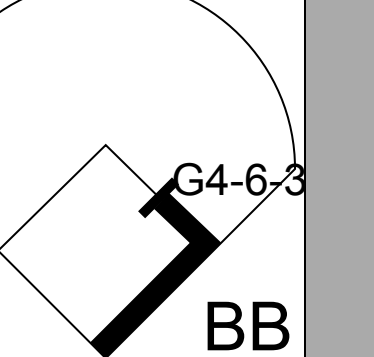
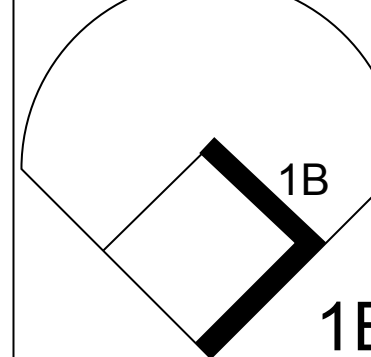
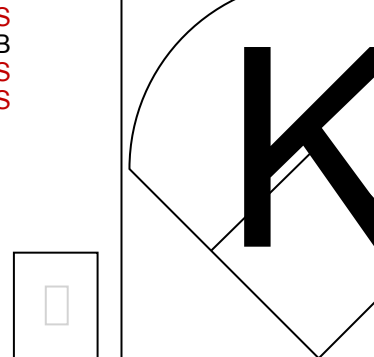

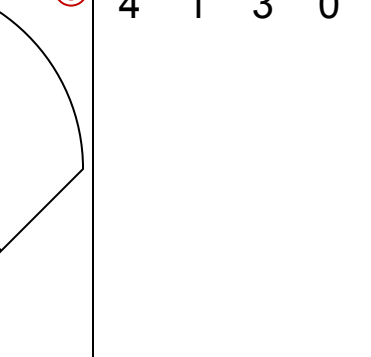
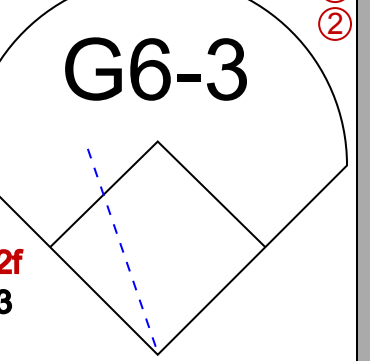
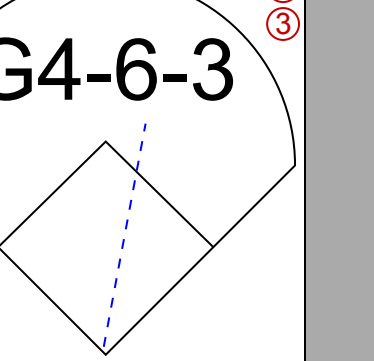
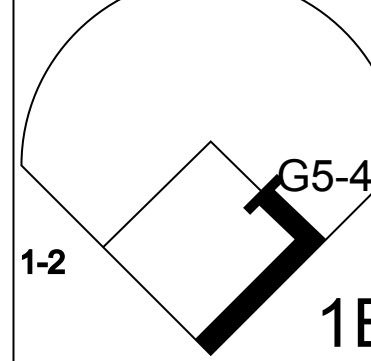


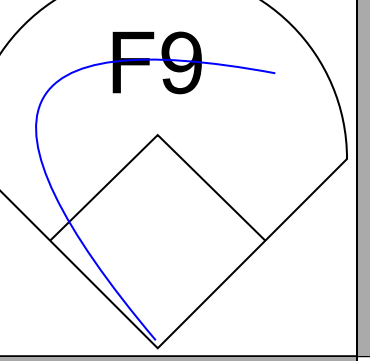
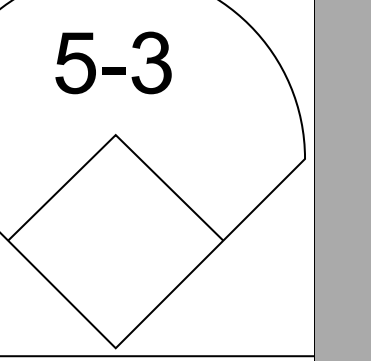
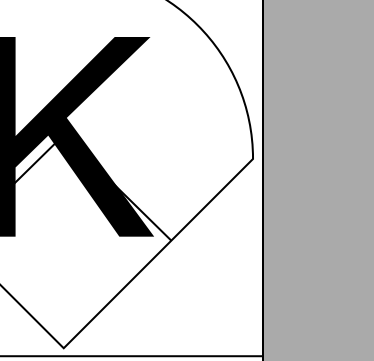
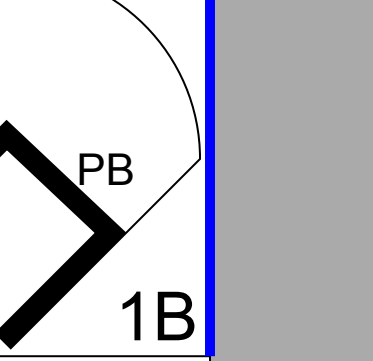
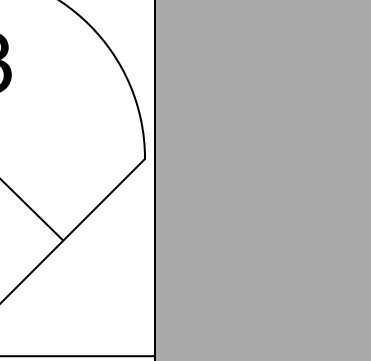

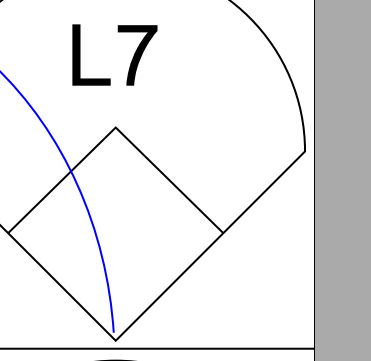
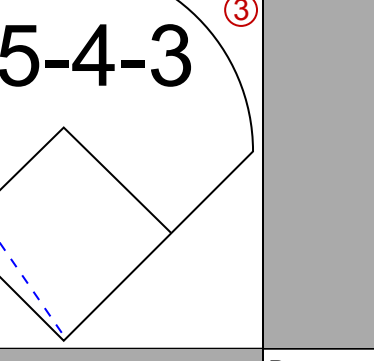
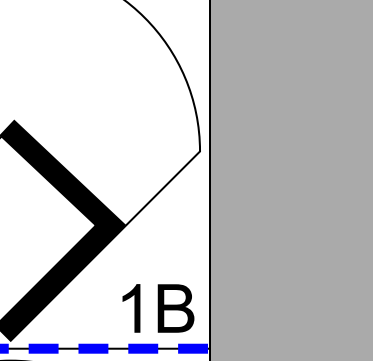
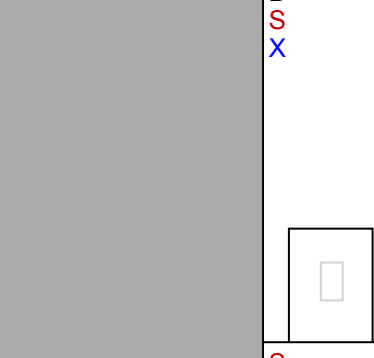
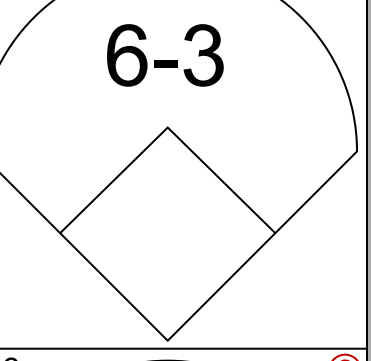
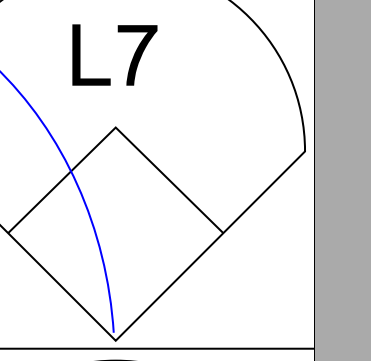
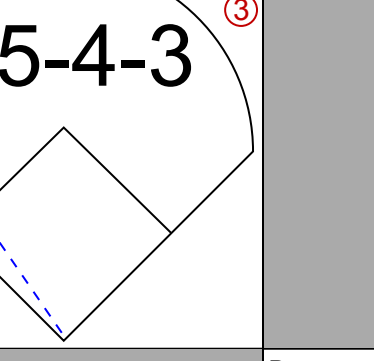
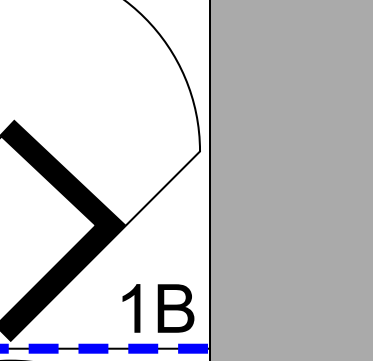
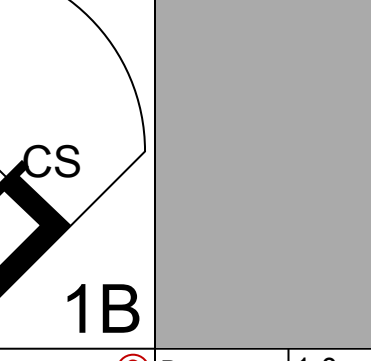
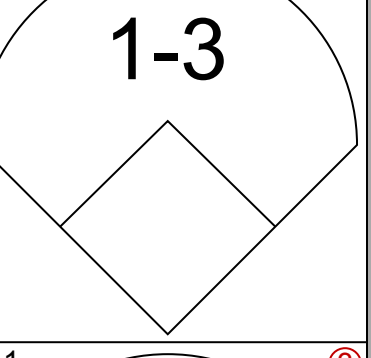
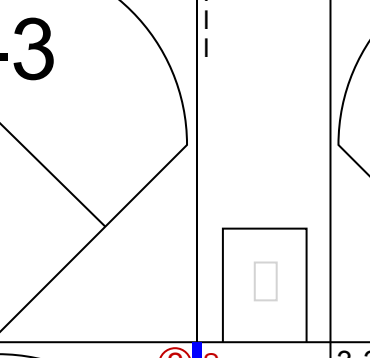
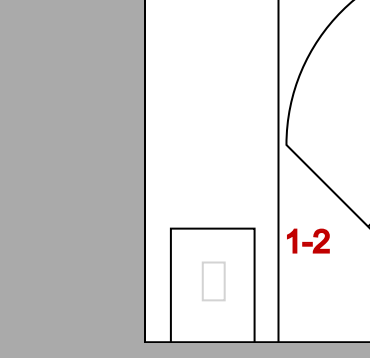
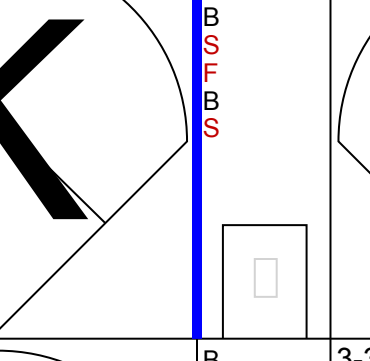

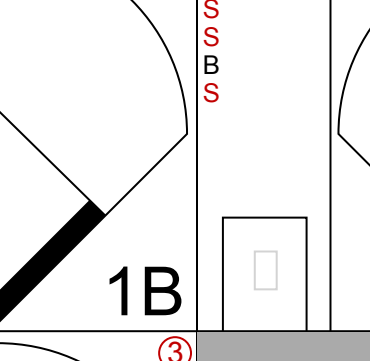
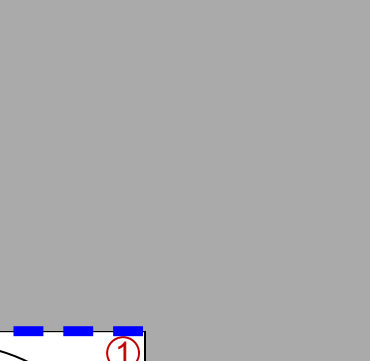
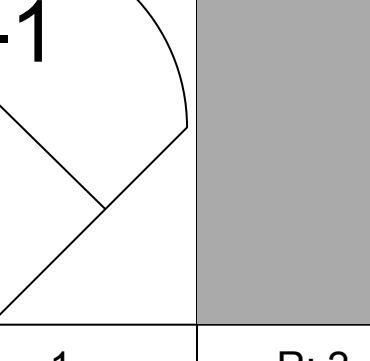
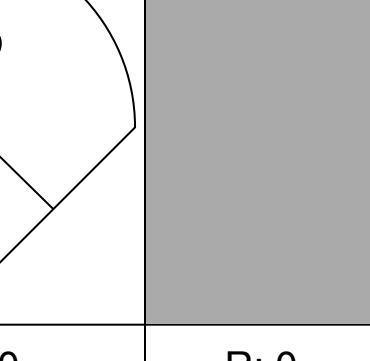
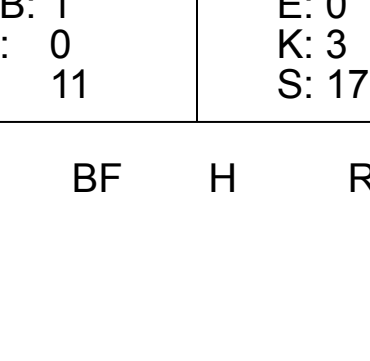
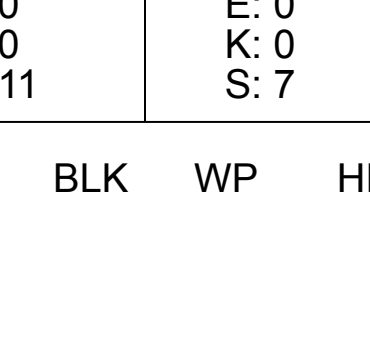




Batter	1	2	3	4	5	6	7	8	9	10	11	AB	R	H	RBI	BB	SO	LOB	TOP								
Rick Monday, L OBP: 0.356, SLG: 0.518 (1, 7)												6	1	1	2	0	3	2									
Joe Wallis, S OBP: 0.309, SLG: 0.382 (1, 8)												4	0	1	0	1	0	1									
Bill Madlock, R OBP: 0.399, SLG: 0.485 (8, PR)												4	0	3	1	0	1	1									
Jose Cardenal, R OBP: 0.347, SLG: 0.415 (9, PH)												1	0	0	0	0	0	1									
Darold Knowles, L OBP: 0.444, SLG: 0.167 (9, 1)												0	0	0	0	0	0	0									
Jerry Morales, R OBP: 0.318, SLG: 0.406 (1, 9)												4	0	1	0	1	1	2									
Ralph LaCock, L OBP: 0.327, SLG: 0.385 (1, 3)												5	1	1	1	0	0	4									
Manny Trillo, R OBP: 0.309, SLG: 0.328 (1, 4)												3	0	0	0	2	1	0									
George Mitterwald, R OBP: 0.261, SLG: 0.309 (1, 2)												5	0	1	0	0	2	3									
Mick Kelleher, R OBP: 0.269, SLG: 0.292 (9, 5)												5	0	0	0	0	0	5									
Rick Reuschel, R OBP: 0.317, SLG: 0.278 (8, 1)												3	1	2	0	0	0	0									
Champ Summers, L OBP: 0.292, SLG: 0.276 (9, PH)												0	0	0	0	0	0	0									
Dave Rosello, R OBP: 0.354, SLG: 0.275 (9, 6)												1	1	1	0	0	0	0									
Inning Stats	R: 0 E: 0 K: 1 S: 10	H: 1 LOB: 2 BB: 1 P: 21	R: 0 E: 0 K: 1 S: 8	H: 0 LOB: 0 BB: 0 P: 12	R: 0 E: 0 K: 1 S: 14	H: 0 LOB: 1 BB: 1 P: 22	R: 1 E: 0 K: 0 S: 10	H: 2 LOB: 2 BB: 1 P: 23	R: 1 E: 0 K: 0 S: 13	H: 3 LOB: 2 BB: 0 P: 19	R: 0 E: 0 K: 1 S: 6	H: 0 LOB: 0 BB: 0 P: 8	R: 0 E: 0 K: 1 S: 10	H: 1 LOB: 1 BB: 0 P: 15	R: 0 E: 0 K: 1 S: 7	H: 2 LOB: 3 BB: 1 P: 13	R: 0 E: 0 K: 1 S: 12	H: 0 LOB: 1 BB: 0 P: 21	R: 0 E: 0 K: 1 S: 7	H: 0 LOB: 0 BB: 0 P: 10	R: 2 E: 0 K: 0 S: 9	H: 2 LOB: 0 BB: 0 P: 12	1B: 9 2B: 0 3B: 0 HR: 2	SF: 0 SAC: 0 DP: 0 HBP: 1	WP: 1 PB: 1 SB: 0 CS: 0	PA: 47	
PITCHER	IP 7.0	WLS 30	BF 30	H 7	R 2	ER 0	SO 5	BB 3	IBB 0	HBP 0	BLK 0	WP 1	HR 1	S 71	P 120	ERA 2.57	WHIP 1.429										
Steve Rogers, R ERA: 3.46 (1, 1)																											
Dale Murray, R ERA: 3.01 (8, 1)	1.0	6	2	0	0	1	0	1	0	0	0	0	0	7	13	0.00	2.000										
Joe Kerrigan, R ERA: 6.35 (9, 1)	3.0	L 12	2	2	2	2	2	0	0	1	0	0	1	28	43	6.00	0.667										

Chicago Cubs @ Montreal Expos
 Jarry Park, Montreal, QB
 Sat Aug 07 1976, 7:05 PM EDT
 Overcast - 66 F


AB 42
 R 4
 H 11
 RBI 4
 BB 4
 SO 8
 LOB 19



Batter	1	2	3	4	5	6	7	8	9	10	11	AB	R	H	RBI	BB	SO	LOB	BOTTOM								
Ellis Valentine, R OBP: 0.333, SLG: 0.410 (1, 8)												5	0	2	0	1	1	1									
Wayne Garrett, L OBP: 0.306, SLG: 0.308 (1, 4)												4	1	3	0	1	1	0									
Del Unser, L OBP: 0.269, SLG: 0.358 (9, 9)												4	1	2	1	0	0	5									
Bombo Rivera, R OBP: 0.337, SLG: 0.430 (11, 9)												4	0	1	1	0	1	3									
Earl Williams, R OBP: 0.282, SLG: 0.362 (8, 2)												1	0	0	0	0	0	0									
Jerry White, S OBP: 0.303, SLG: 0.311 (9, 7)												5	0	2	0	0	0	2									
Tim Foli, R OBP: 0.279, SLG: 0.392 (1, 6)												4	1	1	0	1	0	0									
Larry Parrish, R OBP: 0.282, SLG: 0.327 (1, 5)												4	1	1	0	1	0	0									
Barry Foote, R OBP: 0.252, SLG: 0.339 (8, 1)												3	0	0	0	0	1	1									
Dale Murray, R OBP: 0.321, SLG: 0.380 (8, PH)												0	0	0	0	0	0	0									
Andre Thornton, R OBP: 0.321, SLG: 0.380 (9, 1)												1	0	0	0	0	0	0									
Pete Mackanin, R OBP: 0.257, SLG: 0.344 (11, PH)												4	0	2	0	1	1	5									
Gary Carter, R OBP: 0.294, SLG: 0.304 (9, 2)												4	0	2	0	1	1	5									
Steve Rogers, R OBP: 0.104, SLG: 0.104 (1, 1)												2	0	0	0	0	2	2									
Jose Morales, R OBP: 0.339, SLG: 0.505 (7, PH)												2	0	0	1	0	0	1									
Inning Stats	R: 0 E: 0 K: 0 S: 7	H: 2 LOB: 1 BB: 0 P: 12	R: 0 E: 0 K: 0 S: 7	H: 0 LOB: 0 BB: 0 P: 11	R: 0 E: 0 K: 1 S: 10	H: 1 LOB: 2 BB: 2 P: 23	R: 0 E: 0 K: 0 S: 8	H: 1 LOB: 1 BB: 0 P: 10	R: 0 E: 0 K: 1 S: 5	H: 1 LOB: 1 BB: 0 P: 6	R: 0 E: 0 K: 1 S: 8	H: 2 LOB: 1 BB: 0 P: 13	R: 0 E: 0 K: 1 S: 9	H: 1 LOB: 1 BB: 0 P: 11	R: 2 E: 0 K: 3 S: 17	H: 4 LOB: 3 BB: 1 P: 31	R: 0 E: 0 K: 1 S: 6	H: 0 LOB: 0 BB: 0 P: 11	R: 0 E: 0 K: 0 S: 7	H: 1 LOB: 0 BB: 0 P: 13	R: 1 E: 2 K: 0 S: 5	H: 0 LOB: 1 BB: 1 P: 11	1B: 10 2B: 3 3B: 0 HR: 0	SF: 1 SAC: 0 DP: 4 HBP: 0	WP: 2 PB: 1 SB: 0 CS: 1	PA: 48	
PITCHER	IP 7.1	WLS 32	BF 32	H 12	R 2	ER 2	SO 5	BB 2	IBB 0	HBP 0	BLK 0	WP 2	HR 0	S 64	P 100	ERA 2.46	WHIP 1.909										
Rick Reuschel, R ERA: 3.62 (8, 1)	0.2	3	0	0	0	2	0	1	0	0	0	0	0	7	17	0.00	0.000										
Bruce Sutter, R ERA: 2.08 (9, 1)	3.0	W 11	1	1	0	1	1	0	0	0	0	0	0	18	35	0.00	0.667										

Chicago Cubs @ Montreal Expos
 Jarry Park, Montreal, QB
 Sat Aug 07 1976, 7:05 PM EDT
 Overcast - 66 F

AB 41
 R 3
 H 13
 RBI 3
 BB 4
 SO 8
 LOB 24



Batter	1	2	3	4	5	6	7	8	9	AB	R	H	RBI	BB	SO	LOB	TOP					
Rick Monday, L OBP: 0.353, SLG: 0.512 (1, 8)	2-2 3-1	4-1 1B 2B BB		3-3 K		2-2 1B G6-4-3 2B		2-2 F7		4	2	1	1	1	1	0						
Jose Cardenal, R OBP: 0.350, SLG: 0.417 (1, 7)	2-0 HBP FC3-2 1B	0-0 2B 1B		2-1 F9		0-2 G6-4-3 1B			1-2 L4	4	1	3	0	0	0	0						
Wayne Tyrone, R OBP: 0.243, SLG: 0.294 (7, 7)										1	0	0	0	0	0	0						
Bill Madlock, R OBP: 0.403, SLG: 0.493 (1, 5)	4-0 FC3-2 HBP BB 1-2	0-1 1-H 2B			3-1 2B	1-0 G6-4-3			0-1 1B 1B	4	1	3	2	1	0	1						
Ralph LaCock, L OBP: 0.322, SLG: 0.373 (1, 3)	2-1 BB FC3-2 HBP 1-2 2-3	1-3 K			2-1 3-1	2-2 G3			2-2 FC6-4 1B	4	0	1	0	0	1	2						
Joe Wallis, S OBP: 0.300, SLG: 0.369 (1, 9)	0-0 FC3-2 BB 1-2 2-3 3-H		2-3 K		1-3 K		1-1 G6-4-3 1B		0-1 F8	5	0	1	0	0	2	6						
Manny Trillo, R OBP: 0.310, SLG: 0.327 (1, 4)	4-1 1-2 2-3 3-H BB		1-3 K		1-1 L7		0-2 P4		0-1 FC6-4	4	0	0	1	1	1	4						
Rob Sperring, R OBP: 0.400, SLG: 0.308 (1, 6)	1-2 2-3 3-H BB 5-3		2-2 1B			1-2 HR 1B		0-0 G6-4-3		4	1	2	0	0	0	4						
Steve Swisher, R OBP: 0.276, SLG: 0.315 (1, 2)		0-0 F7	0-1 G3		1-1 HR		3-3 K			4	1	1	2	0	1	1						
Steve Renko, R OBP: 0.086, SLG: 0.086 (1, 1)		0-0 4-3		2-2 G2		2-2 WP 2B 1B		1-0 4-3		4	1	1	0	0	0	0						
Inning Stats	R: 1 E: 0 K: 0 S: 12	H: 1 LOB: 3 BB: 2 P: 29	R: 2 E: 0 K: 1 S: 9	H: 2 LOB: 1 BB: 1 P: 14	R: 0 E: 0 K: 2 S: 11	H: 1 LOB: 1 BB: 0 P: 16	R: 0 E: 0 K: 1 S: 8	H: 0 LOB: 0 BB: 0 P: 15	R: 0 E: 0 K: 1 S: 10	H: 1 LOB: 1 BB: 0 P: 17	R: 0 E: 0 K: 0 S: 6	H: 1 LOB: 0 BB: 0 P: 7	R: 0 E: 0 K: 1 S: 9	H: 0 LOB: 2 BB: 0 P: 15	R: 0 E: 0 K: 0 S: 13	H: 2 LOB: 2 BB: 0 P: 16	1B: 9 2B: 3 3B: 0 HR: 1	SF: 0 SAC: 0 DP: 2 HBP: 1	WP: 1 PB: 0 SB: 1 CS: 0	PA: 42		
PITCHER	IP WLS BF H R ER SO BB IBB HBP BLK WP HR S P ERA WHIP	IP WLS BF H R ER SO BB IBB HBP BLK WP HR S P ERA WHIP	IP WLS BF H R ER SO BB IBB HBP BLK WP HR S P ERA WHIP	IP WLS BF H R ER SO BB IBB HBP BLK WP HR S P ERA WHIP	IP WLS BF H R ER SO BB IBB HBP BLK WP HR S P ERA WHIP	IP WLS BF H R ER SO BB IBB HBP BLK WP HR S P ERA WHIP	IP WLS BF H R ER SO BB IBB HBP BLK WP HR S P ERA WHIP	IP WLS BF H R ER SO BB IBB HBP BLK WP HR S P ERA WHIP	IP WLS BF H R ER SO BB IBB HBP BLK WP HR S P ERA WHIP	IP WLS BF H R ER SO BB IBB HBP BLK WP HR S P ERA WHIP	IP WLS BF H R ER SO BB IBB HBP BLK WP HR S P ERA WHIP	IP WLS BF H R ER SO BB IBB HBP BLK WP HR S P ERA WHIP	IP WLS BF H R ER SO BB IBB HBP BLK WP HR S P ERA WHIP	IP WLS BF H R ER SO BB IBB HBP BLK WP HR S P ERA WHIP	IP WLS BF H R ER SO BB IBB HBP BLK WP HR S P ERA WHIP	IP WLS BF H R ER SO BB IBB HBP BLK WP HR S P ERA WHIP	IP WLS BF H R ER SO BB IBB HBP BLK WP HR S P ERA WHIP	IP WLS BF H R ER SO BB IBB HBP BLK WP HR S P ERA WHIP	IP WLS BF H R ER SO BB IBB HBP BLK WP HR S P ERA WHIP	IP WLS BF H R ER SO BB IBB HBP BLK WP HR S P ERA WHIP	IP WLS BF H R ER SO BB IBB HBP BLK WP HR S P ERA WHIP	IP WLS BF H R ER SO BB IBB HBP BLK WP HR S P ERA WHIP
Chip Lang, R ERA: 4.42 (1, 1)	5.0 L	24 5	3 3	5 3	3 5	3 3	0 0	0 0	1 1	39 55	12.00	2.000										
Chuck Taylor, R ERA: 3.95 (6, 1)	3.0	13 6	4 4	4 1	0 0	0 0	0 0	0 0	0 0	1 1	39 55	12.00	2.000									
Joe Kerrigan, R ERA: 6.0 (9, 1)	1.0	5 2	0 0	0 0	0 0	0 0	0 0	0 0	0 0	13 16	0.00	2.000										

Chicago Cubs @ Montreal Expos
 Jarry Park, Montreal, QB
 Sun Aug 08 1976, 3:33 AM EDT
 Att: 12,598 - Overcast - 73 F

AB	38
R	7
H	13
RBI	6
BB	3
SO	6
LOB	18



Batter	1	2	3	4	5	6	7	8	9	AB	R	H	RBI	BB	SO	LOB	BOTTOM				
Jerry White, S OBP: 0.308, SLG: 0.316 (1, 7)	1-2 1-3		1-0 F7			0-1 4-3 1B		0-0 1B		4	0	2	0	0	0	1					
Wayne Garrett, L OBP: 0.352, SLG: 0.305 (1, 4)	1-0 3-1			0-2 L4		0-1 4-3		1-2 4-3		4	0	0	0	0	0	2					
Ellis Valentine, R OBP: 0.329, SLG: 0.397 (1, 8)	2-3 K			0-0 4-3		2-1 6-3			2-3 K	4	0	0	0	0	2	1					
Gary Carter, R OBP: 0.288, SLG: 0.312 (1, 2)		2-2 P3		0-1 F8		2-2 5-3			2-3 K	4	0	0	0	0	1	1					
Tim Foli, R OBP: 0.275, SLG: 0.386 (1, 6)		0-0 F9			0-0 FC4-6 1B		1-1 F8		0-2 F9	4	0	1	0	0	0	0					
Larry Parrish, R OBP: 0.282, SLG: 0.333 (1, 5)		0-3 K			2-3 K		3-2 F9			3	0	0	0	0	2	1					
Del Unser, L OBP: 0.269, SLG: 0.356 (1, 9)			2-3 K		0-0 FC4-6 2B		1-1 F8			3	1	0	0	0	1	1					
Earl Williams, R OBP: 0.287, SLG: 0.370 (1, 3)			1-1 SH1-4 1B		0-0 1-H 2B			2-3 K		3	0	2	1	0	1	0					
Chip Lang, R OBP: 0.250, SLG: 0.250 (1, 1)				0-0 SH1-4		2-2 G3			0-1 F3	0	0	0	0	0	0	0					
Jose Morales, R OBP: 0.336, SLG: 0.500 (5, PH)										1	0	0	0	0	0	1					
Chuck Taylor, R OBP: 0.336, SLG: 0.500 (6, 1)										0	0	0	0	0	0	0					
Andre Thornton, R OBP: 0.322, SLG: 0.378 (8, PH)										1	0	0	0	0	0	0					
Joe Kerrigan, R OBP: 0.322, SLG: 0.378 (9, 1)										0	0	0	0	0	0	0					
Inning Stats	R: 0 E: 0 K: 1 S: 7	H: 0 LOB: 0 BB: 0 P: 11	R: 0 E: 0 K: 1 S: 7	H: 0 LOB: 0 BB: 0 P: 9	R: 0 E: 0 K: 1 S: 7	H: 1 LOB: 1 BB: 0 P: 11	R: 0 E: 0 K: 0 S: 7	H: 0 LOB: 0 BB: 0 P: 7	R: 0 E: 0 K: 0 S: 9	H: 1 LOB: 1 BB: 0 P: 13	R: 0 E: 0 K: 0 S: 8	H: 0 LOB: 0 BB: 0 P: 13	R: 0 E: 0 K: 1 S: 9	H: 1 LOB: 1 BB: 0 P: 12	R: 0 E: 0 K: 2 S: 11	H: 0 LOB: 0 BB: 0 P: 15	1B: 4 2B: 1 3B: 0 HR: 0	SF: 0 SAC: 1 DP: 0 HBP: 0	WP: 0 PB: 0 SB: 0 CS: 0	PA: 32	
PITCHER	IP WLS BF H R ER SO BB IBB HBP BLK WP HR S P ERA WHIP	IP WLS BF H R ER SO BB IBB HBP BLK WP HR S P ERA WHIP	IP WLS BF H R ER SO BB IBB HBP BLK WP HR S P ERA WHIP	IP WLS BF H R ER SO BB IBB HBP BLK WP HR S P ERA WHIP	IP WLS BF H R ER SO BB IBB HBP BLK WP HR S P ERA WHIP	IP WLS BF H R ER SO BB IBB HBP BLK WP HR S P ERA WHIP	IP WLS BF H R ER SO BB IBB HBP BLK WP HR S P ERA WHIP	IP WLS BF H R ER SO BB IBB HBP BLK WP HR S P ERA WHIP	IP WLS BF H R ER SO BB IBB HBP BLK WP HR S P ERA WHIP	IP WLS BF H R ER SO BB IBB HBP BLK WP HR S P ERA WHIP	IP WLS BF H R ER SO BB IBB HBP BLK WP HR S P ERA WHIP	IP WLS BF H R ER SO BB IBB HBP BLK WP HR S P ERA WHIP	IP WLS BF H R ER SO BB IBB HBP BLK WP HR S P ERA WHIP	IP WLS BF H R ER SO BB IBB HBP BLK WP HR S P ERA WHIP	IP WLS BF H R ER SO BB IBB HBP BLK WP HR S P ERA WHIP	IP WLS BF H R ER SO BB IBB HBP BLK WP HR S P ERA WHIP	IP WLS BF H R ER SO BB IBB HBP BLK WP HR S P ERA WHIP	IP WLS BF H R ER SO BB IBB HBP BLK WP HR S P ERA WHIP	IP WLS BF H R ER SO BB IBB HBP BLK WP HR S P ERA WHIP	IP WLS BF H R ER SO BB IBB HBP BLK WP HR S P ERA WHIP	IP WLS BF H R ER SO BB IBB HBP BLK WP HR S P ERA WHIP
Steve Renko, R ERA: 4.17 (1, 1)	9.0 W	32 5	1 1	1 7	0 0	0 0	0 0	0 0	0 0	76 106	1.00	0.556									

Chicago Cubs @ Montreal Expos
 Jarry Park, Montreal, QB
 Sun Aug 08 1976, 3:33 AM EDT
 Att: 12,598 - Overcast - 73 F

AB	31
R	1
H	5
RBI	1
BB	0
SO	7
LOB	8



Batter	1	2	3	4	5	6	7	8	9	AB	R	H	RBI	BB	SO	LOB	TOP					
Larry Herndon, R OBP: 0.348, SLG: 0.381 (1, 8)	1-2 F8			3-2 6-3	1-0 1B			0-1 1-3		4	0	1	1	0	0	0	San Francisco Giants @ Montreal Expos Jarry Park, Montreal, QB Mon Aug 09 1976, 7:05 PM EDT Att: 7,103 - Unknown - 68 F					
Marty Perez, R OBP: 0.317, SLG: 0.321 (1, 4)	2-2 4-3			1-3 K	0-0 F3			4-0 1B BB		3	0	0	0	1	1	3						
Gary Thomasson, L OBP: 0.319, SLG: 0.413 (1, 7)	0-0 1-3			3-0 1B		0-1 F7		0-0 1-3 1B		4	0	2	0	0	0	0						
Bobby Murcer, L OBP: 0.348, SLG: 0.395 (1, 9)		3-2 4-3		1-0 F9		2-0 F9		1-3 K		4	0	0	0	0	1	3						
Darrell Evans, L OBP: 0.330, SLG: 0.303 (1, 3)		2-2 L9			4-1 WP 1B BB	4-1 FC6-4 BB		1-0 P6		2	1	0	0	2	0	2						
Ken Reitz, R OBP: 0.304, SLG: 0.341 (1, 5)		2-2 5-3			0-2 1B WP	0-0 FC6-4			0-2 3-1	4	0	1	0	0	0	1						
Chris Speier, R OBP: 0.313, SLG: 0.288 (1, 6)			0-0 4-1		3-2 F9		2-2 F9		2-1 F9	4	0	0	0	0	0	2						
Dave Rader, L OBP: 0.314, SLG: 0.327 (1, 2)			2-1 5-3		4-0 1B BB		1-0 3-1		2-1 F8	3	0	0	0	1	0	0						
Mike Sadek, R OBP: 0.333, SLG: 0.283 (9, 2)					1-2 2-3 BB					0	0	0	0	0	0	0						
Jim Barr, R OBP: 0.204, SLG: 0.143 (1, 1)			0-2 F9		1-3 K		1-1 F8			3	0	0	0	0	1	3						
Inning Stats	R: 0 E: 0 K: 0 S: 7	H: 0 LOB: 0 BB: 0 P: 10	R: 0 E: 0 K: 0 S: 13	H: 0 LOB: 0 BB: 0 P: 20	R: 0 E: 0 K: 0 S: 6	H: 0 LOB: 0 BB: 0 P: 8	R: 0 E: 0 K: 1 S: 8	H: 1 LOB: 1 BB: 0 P: 16	R: 1 E: 0 K: 1 S: 13	H: 2 LOB: 3 BB: 2 P: 26	R: 0 E: 0 K: 0 S: 5	H: 0 LOB: 1 BB: 1 P: 11	R: 0 E: 0 K: 0 S: 6	H: 0 LOB: 0 BB: 0 P: 10	R: 0 E: 0 K: 1 S: 8	H: 1 LOB: 2 BB: 1 P: 14	R: 0 E: 0 K: 0 S: 7	H: 0 LOB: 0 BB: 0 P: 11	1B: 4 2B: 0 3B: 0 HR: 0	SF: 0 SAC: 0 DP: 0 HBP: 0	WP: 1 PB: 0 CS: 0	PA: 35
PITCHER Don Stanhouse, R ERA: 2.61 (1, 1)	IP: 9.0 WLS: W BF: 35 H: 4 R: 1 ER: 1 SO: 3 BB: 4 IBB: 0 HBP: 0 BLK: 0 WP: 1 HR: 0 S: 73 P: 126 ERA: 1.00 WHIP: 0.889															PITCHER						

AB	31
R	1
H	4
RBI	1
BB	4
SO	3
LOB	14



Batter	1	2	3	4	5	6	7	8	9	AB	R	H	RBI	BB	SO	LOB	BOTTOM					
Warren Cromartie, L OBP: 0.500, SLG: 0.500 (1, 9)	1-1 5-3 1B		2-0 1B 1B		1-1 F7		1-1 F7			4	1	2	0	0	0	0	San Francisco Giants @ Montreal Expos Jarry Park, Montreal, QB Mon Aug 09 1976, 7:05 PM EDT Att: 7,103 - Unknown - 68 F					
Wayne Garrett, L OBP: 0.354, SLG: 0.308 (1, 4)	1-1 5-3		1-1 G5-3 1B		0-1 1B			1-1 3-1		4	0	2	0	0	0	1						
Ellis Valentine, R OBP: 0.333, SLG: 0.400 (1, 8)	2-2 L8		0-0 1-2 2-3 1B		1-0 1-2 1B			2-2 6-3		4	0	2	0	0	0	1						
Gary Carter, R OBP: 0.288, SLG: 0.310 (1, 2)	1-1 FC6-4 1B		0-0 G5-3		1-2 F8			1-2 1-3		4	0	1	1	0	0	5						
Earl Williams, R OBP: 0.286, SLG: 0.368 (1, 3)	2-2 FC6-4			0-1 6-3		2-0 5-3			0-1 SH1-4 1B 1B	4	0	1	0	0	0	1						
Jerry White, S OBP: 0.308, SLG: 0.316 (9, PR)										0	1	0	0	0	0	0						
Tim Foli, R OBP: 0.275, SLG: 0.384 (1, 6)		0-0 5-3		1-0 4-3		1-1 G3			1-2 1B SH1-4 1B	4	0	1	0	0	0	0						
Del Unser, L OBP: 0.270, SLG: 0.356 (1, 7)		0-1 4-3		0-1 FC6-4 1B		1-1 1-3			0-0 SH1-4	3	0	1	0	0	0	0						
Larry Parrish, R OBP: 0.279, SLG: 0.329 (1, 5)		1-1 L5		0-2 FC6-4			3-3 K		2-2 F7	4	0	0	0	0	1	4						
Don Stanhouse, R OBP: 0.359, SLG: 0.314 (1, 1)			2-3 K		1-3 K		1-0 F3		0-0 1B	3	0	0	0	0	2	0						
Jose Morales, R OBP: 0.342, SLG: 0.504 (9, PH)									2-3 3H	1	0	1	1	0	0	0						
Inning Stats	R: 1 E: 0 K: 0 S: 12	H: 2 LOB: 1 BB: 0 P: 19	R: 0 E: 0 K: 0 S: 5	H: 0 LOB: 0 BB: 0 P: 6	R: 0 E: 0 K: 1 S: 8	H: 3 LOB: 2 BB: 0 P: 13	R: 0 E: 0 K: 0 S: 8	H: 1 LOB: 1 BB: 0 P: 9	R: 0 E: 0 K: 0 S: 14	H: 2 LOB: 2 BB: 0 P: 18	R: 0 E: 0 K: 0 S: 5	H: 0 LOB: 0 BB: 0 P: 9	R: 0 E: 0 K: 1 S: 6	H: 0 LOB: 0 BB: 0 P: 11	R: 0 E: 0 K: 0 S: 8	H: 0 LOB: 0 BB: 0 P: 12	R: 0 E: 0 K: 0 S: 11	H: 3 LOB: 2 BB: 0 P: 14	1B: 11 2B: 0 3B: 0 HR: 0	SF: 0 SAC: 1 DP: 1 HBP: 0	WP: 0 PB: 0 CS: 0	PA: 36
PITCHER Jim Barr, R ERA: 3.16 (1, 1)	IP: 8.2 WLS: L BF: 36 H: 11 R: 2 ER: 2 SO: 3 BB: 0 IBB: 0 HBP: 0 BLK: 0 WP: 0 HR: 0 S: 77 P: 111 ERA: 2.08 WHIP: 1.269															PITCHER						



Batter	1	2	3	4	5	6	7	8	9	AB	R	H	RBI	BB	SO	LOB	TOP											
Chris Speier, R OBP: 0.312, SLG: 0.286 (1, 6)	2-0 6-3		4-2 FC6-4 1B 1-2 BB		2-1 F9		1-3 K			3	0	0	0	1	1	2												
Marty Perez, R OBP: 0.316, SLG: 0.320 (1, 4)	2-2 5-3		2-1 FC6-4 1B 1-2 2-3			3-2 5-3		1-0 F8		4	0	1	0	0	0	0												
Gary Matthews, R OBP: 0.362, SLG: 0.421 (1, 7)	2-1 F8		2-1 FC6-4 1-2 2-3			3-3 K		1-1 E9 FC3-2 1B		4	0	1	0	0	1	2												
Gary Thomasson, L OBP: 0.317, SLG: 0.409 (1, 8)		2-2 PB 1B 1B	2-3 K			1-3 K		2-1 FC3-2		4	1	1	0	0	2	3												
Bobby Murcer, L OBP: 0.345, SLG: 0.391 (1, 9)		1-3 K		1-1 G3			2-0 F9	3-H 1-0 4-3		4	0	0	0	0	1	2												
Darrell Evans, L OBP: 0.329, SLG: 0.302 (1, 3)	0-0 L5-4 1B 1-2			2-2 F8			2-1 E3 2B	2-0 G3		4	1	1	0	0	0	0												
Ken Reitz, R OBP: 0.308, SLG: 0.347 Johnnie LeMaster, R OBP: 0.250, SLG: 0.313 (9, PR)	2-1 1-2 2-H 1B			0-3 K			0-0 4-3 2B	1-0 G6-4-3 1B		4	0	3	2	0	1	0												
Mike Sadek, R OBP: 0.323, SLG: 0.273 Steve Ontiveros, S OBP: 0.239, SLG: 0.183 Dave Heaverlo, R OBP: 0.333, SLG: 0.333 Mike Caldwell, R OBP: 0.125, SLG: 0.125 Chris Arnold, R OBP: 0.255, SLG: 0.255 (7, PH)	0-0 L5-4			1-1 6-3			2-0 4-3	1-0 G6-4-3		2	0	0	0	0	0	2												
Rob Dressler, R OBP: 0.179, SLG: 0.148 Glenn Adams, L OBP: 0.268, SLG: 0.327 Dave Rader, L OBP: 0.314, SLG: 0.327 (7, PH)			2-1 1B BB HBP		1-0 F3		4-2 BB			1	0	0	0	0	0	0												
Inning Stats	R: 0 E: 0 K: 0 S: 7	H: 0 LOB: 0 BB: 0 P: 13	R: 1 E: 0 K: 1 S: 10	H: 3 LOB: 1 BB: 0 P: 15	R: 0 E: 0 K: 1 S: 10	H: 1 LOB: 2 BB: 1 P: 22	R: 0 E: 0 K: 1 S: 8	H: 0 LOB: 0 BB: 0 P: 11	R: 0 E: 0 K: 0 S: 5	H: 0 LOB: 0 BB: 0 P: 9	R: 0 E: 0 K: 0 S: 11	H: 0 LOB: 0 BB: 0 P: 18	R: 1 E: 1 K: 1 S: 11	H: 1 LOB: 2 BB: 1 P: 22	R: 0 E: 1 K: 0 S: 6	H: 1 LOB: 1 BB: 0 P: 11	R: 0 E: 0 K: 0 S: 3	H: 1 LOB: 1 BB: 0 P: 7	1B: 6 2B: 2 3B: 0 HR: 0	SF: 0 SAC: 0 DP: 2 HBP: 1	WP: 0 PB: 1 SB: 0 CS: 0	PA: 35						
PITCHER	IP	WLS	BF	H	R	ER	SO	BB	IBB	HBP	BLK	WP	HR	S	P	ERA	WHIP											
Don Carrithers, R ERA: 4.04 Steve Rogers, R ERA: 3.47	(1, 1)	8.1	W	34	7	2	0	6	2	0	1	0	0	0	70	126	0.00	1.080										
(9, 1)	0.2	S	1	0	0	0	0	0	0	0	0	0	0	1	2	0.00	0.000											

San Francisco Giants @ Montreal Expos
Jarry Park, Montreal, QB
Tue Aug 10 1976, 7:05 PM EDT
Att: 10,775 - Unknown - 75 F

AB 32
R 2
H 7
RBI 2
BB 2
SO 6
LOB 13



Batter	1	2	3	4	5	6	7	8	9	AB	R	H	RBI	BB	SO	LOB	BOTTOM										
Warren Cromartie, L OBP: 0.375, SLG: 0.375 (1, 9)	1-2 F7		3-1 1-6-3			0-2 CS 1B		2-2 F8		4	0	1	0	0	0	1											
Wayne Garrett, L OBP: 0.350, SLG: 0.304 (1, 4)	2-2 6-3		0-0 L8			2-1 F6 1-2		1-0 G3		4	0	0	0	0	0	2											
Ellis Valentine, R OBP: 0.333, SLG: 0.399 (1, 8)	1-2 F9			2-1 G3			0-1 FC1-6 1B			3	0	1	0	0	0	0											
Gary Carter, R OBP: 0.288, SLG: 0.311 (1, 2)		0-2 G5-4-3 1B		1-1 5-3			0-0 FC1-6 3B			3	1	1	0	0	0	1											
Earl Williams, R OBP: 0.287, SLG: 0.376 Jerry White, S OBP: 0.308, SLG: 0.316 Mike Jorgensen, L OBP: 0.342, SLG: 0.349 (7, PR)		2-0 G5-4-3		1-3 K			0-0 1-H 3B			3	0	1	1	0	1	1											
Tim Foli, R OBP: 0.273, SLG: 0.381 (1, 6)	0-0 1-3				0-0 F9		0-1 P4			3	0	0	0	0	0	1											
Del Unser, L OBP: 0.270, SLG: 0.356 (1, 7)			0-2 HR 1B		3-2 F5		1-3 K			3	1	1	0	0	1	1											
Larry Parrish, R OBP: 0.282, SLG: 0.341 (1, 5)			1-2 HR		3-2 6-3			3-1 1B		3	1	2	2	0	0	0											
Don Carrithers, R OBP: 0.067, SLG: 0.133 Steve Rogers, R OBP: 0.104, SLG: 0.104 (9, 1)			0-1 6-3		1-2 F9		1-2 F9		1-3 K	3	0	0	0	0	1	1											
Inning Stats	R: 0 E: 0 K: 0 S: 10	H: 0 LOB: 0 BB: 0 P: 14	R: 0 E: 0 K: 0 S: 5	H: 1 LOB: 0 BB: 0 P: 7	R: 2 E: 0 K: 0 S: 12	H: 2 LOB: 0 BB: 0 P: 16	R: 0 E: 0 K: 1 S: 7	H: 0 LOB: 0 BB: 0 P: 11	R: 0 E: 0 K: 0 S: 9	H: 0 LOB: 0 BB: 0 P: 15	R: 0 E: 0 K: 0 S: 10	H: 1 LOB: 0 BB: 0 P: 13	R: 1 E: 0 K: 1 S: 9	H: 2 LOB: 1 BB: 0 P: 10	R: 0 E: 0 K: 1 S: 11	H: 1 LOB: 1 BB: 0 P: 18	1B: 5 2B: 0 3B: 1 HR: 1	SF: 0 SAC: 0 DP: 1 HBP: 0	WP: 0 PB: 0 SB: 0 CS: 1	PA: 29							
PITCHER	IP	WLS	BF	H	R	ER	SO	BB	IBB	HBP	BLK	WP	HR	S	P	ERA	WHIP										
Rob Dressler, R ERA: 4.38 Dave Heaverlo, R ERA: 4.55 Mike Caldwell, L ERA: 4.74	(1, 1)	6.0	L	4	2	2	1	0	0	0	0	0	0	6	6	13.50	3.000										
(7, 1)	0.2	L	4	2	1	1	0	0	0	0	0	0	0	6	6	13.50	3.000										
(7, 1)	1.1		5	1	0	0	2	0	0	0	0	0	0	14	22	0.00	0.750										


San Francisco Giants @ Montreal Expos
Jarry Park, Montreal, QB
Tue Aug 10 1976, 7:05 PM EDT
Att: 10,775 - Unknown - 75 F

AB 29
R 3
H 7
RBI 3
BB 0
SO 3
LOB 8



Batter	1	2	3	4	5	6	7	8	9	AB	R	H	RBI	BB	SO	LOB	TOP			
Larry Herndon, R OBP: 0.347, SLG: 0.379 (1, 8)	L3		F6		F3			1B 1B		4	1	1	0	0	0	2	San Francisco Giants @ Montreal Expos Jarry Park, Montreal, QB Wed Aug 11 1976, 7:05 PM EDT Att: 16,490 - Unknown - 77 F			
Marty Perez, R OBP: 0.318, SLG: 0.323 (1, 4)	F8			1B SF7 1B		F9		1B 1B		4	1	2	0	0	0	0				
Gary Matthews, R OBP: 0.363, SLG: 0.422 (1, 7)	6-3			1B 1B		F8		1B 1B		4	0	2	1	0	0	0				
Bobby Murcer, L OBP: 0.345, SLG: 0.389 (1, 9)		4-1		1B L3 1B		F7		P6		4	0	1	0	0	0	2				
Ken Reitz, R OBP: 0.309, SLG: 0.348 (1, 5)		5-3		SF7			4-2	L3 BB	0-1	2	1	1	1	1	0	0				
Gary Thomasson, L OBP: 0.311, SLG: 0.400 (1, 3)				3H L3		L3	1-0	L3	2-3	4	0	0	0	0	1	4				
Johnnie LetMaster, R OBP: 0.250, SLG: 0.400 (1, 6)			F5		F2		5-3		0-1	4	0	1	1	0	0	0				
Mike Sadek, R OBP: 0.318, SLG: 0.271 (1, 2)			6-3		SH1-4 1B			4-3	0-0	4	0	1	0	0	0	1				
John D'Acquisto, R OBP: 0.216, SLG: 0.333 (5, 1) Mike Caldwell, R OBP: 0.175, SLG: 0.325 (5, 1) Charlie Williams, R OBP: 0.286, SLG: 0.350 (5, 1) Chris Armstrong, R OBP: 0.152, SLG: 0.125 (5, 1) Gary Lavelle, S OBP: 0.152, SLG: 0.125 (5, 1) Chris Spolar, R OBP: 0.132, SLG: 0.285 (5, 1)				4-2	1-2	SH1-4		K	2-1	0	0	0	0	1	0	0				
Inning Stats	R: 0 E: 0 K: 0 S: 5	H: 0 LOB: 0 BB: 0 P: 8	R: 0 E: 0 K: 0 S: 5	H: 0 LOB: 0 BB: 0 P: 6	R: 0 E: 0 K: 0 S: 9	H: 0 LOB: 1 BB: 1 P: 19	R: 1 E: 0 K: 0 S: 11	H: 3 LOB: 1 BB: 0 P: 20	R: 0 E: 0 K: 0 S: 7	H: 0 LOB: 0 BB: 0 P: 11	R: 0 E: 0 K: 0 S: 8	H: 0 LOB: 0 BB: 1 P: 14	R: 1 E: 0 K: 1 S: 15	H: 3 LOB: 2 BB: 0 P: 23	R: 1 E: 0 K: 1 S: 10	H: 2 LOB: 1 BB: 0 P: 14		1B: 8 2B: 2 3B: 1 HR: 0	SF: 1 SAC: 1 DP: 2 HBP: 0	WP: 0 PB: 0 SB: 0 CS: 0
PITCHER Woodie Fryman, L ERA: 3.53 (1, 1)	IP: 9.0 WLS: W BF: 36 H: 9 R: 3 ER: 3 SO: 2 BB: 2 IBB: 0 HBP: 0 BLK: 0 WP: 0 HR: 0 S: 81 P: 132 ERA: 3.00 WHIP: 1.222											PITCHER	IP: 9.0 WLS: W BF: 36 H: 9 R: 3 ER: 3 SO: 2 BB: 2 IBB: 0 HBP: 0 BLK: 0 WP: 0 HR: 0 S: 81 P: 132 ERA: 3.00 WHIP: 1.222							

Batter	1	2	3	4	5	6	7	8	9	AB	R	H	RBI	BB	SO	LOB	BOTTOM			
Warren Cromartie, L OBP: 0.308, SLG: 0.308 (1, 9)	G3		S 1B		F8	F8		6-3		5	1	1	0	0	0	2	San Francisco Giants @ Montreal Expos Jarry Park, Montreal, QB Wed Aug 11 1976, 7:05 PM EDT Att: 16,490 - Unknown - 77 F			
Wayne Garrett, L OBP: 0.352, SLG: 0.306 (1, 4)	F5		1H 1B							4	1	2	1	0	0	1				
Ellis Valentine, R OBP: 0.333, SLG: 0.404 (1, 8)	K			6-3		SH 1B 2B	2-2	2B		3	2	1	0	0	1	0				
Earl Williams, R OBP: 0.286, SLG: 0.374 (1, 3)		L7		1B		K	3-1	L6		4	0	1	0	0	1	3				
Larry Parrish, R OBP: 0.285, SLG: 0.346 (1, 5)		L7		K		2-2	2-0	6-3 2B		4	1	2	2	0	1	1				
Tim Foli, R OBP: 0.272, SLG: 0.383 (1, 6)		F7		5-3		1-3 2H 2B 1B	0-1	6-3		4	1	1	2	0	0	2				
Del Unser, L OBP: 0.270, SLG: 0.354 (1, 7)			F8		F6	2H 3B 1B	2-3	K		4	1	1	1	0	1	1				
Gary Carter, R OBP: 0.292, SLG: 0.338 (1, 2)					F8	2H 1B 3B	1-1	1-4-3		4	2	2	2	0	0	0				
Woodie Fryman, R OBP: 0.146, SLG: 0.128 (1, 1)			6-3			3H 1B	0-2	6-3		4	0	2	1	0	0	0				
Inning Stats	R: 0 E: 0 K: 1 S: 8	H: 0 LOB: 0 BB: 0 P: 12	R: 0 E: 0 K: 0 S: 11	H: 0 LOB: 0 BB: 0 P: 17	R: 2 E: 0 K: 0 S: 11	H: 3 LOB: 1 BB: 0 P: 16	R: 0 E: 0 K: 1 S: 9	H: 1 LOB: 1 BB: 0 P: 11	R: 0 E: 0 K: 0 S: 9	H: 1 LOB: 1 BB: 0 P: 12	R: 6 E: 1 K: 1 S: 24	H: 6 LOB: 1 BB: 0 P: 30	R: 1 E: 0 K: 0 S: 12	H: 2 LOB: 1 BB: 0 P: 21	R: 0 E: 0 K: 0 S: 7	H: 0 LOB: 0 BB: 0 P: 11		1B: 8 2B: 3 3B: 1 HR: 1	SF: 0 SAC: 1 DP: 0 HBP: 0	WP: 0 PB: 0 SB: 3 CS: 0
PITCHER John D'Acquisto, R ERA: 4.9 (6, 1) Mike Caldwell, L ERA: 4.95 (6, 1) Charlie Williams, R ERA: 2.02 (8, 1) Gary Lavelle, L ERA: 2.95 (8, 1)	IP: 5.1 WLS: L BF: 24 H: 8 R: 6 ER: 5 SO: 3 BB: 0 IBB: 0 HBP: 0 BLK: 0 WP: 0 HR: 1 S: 63 P: 88 ERA: 8.44 WHIP: 1.500											PITCHER	IP: 5.1 WLS: L BF: 24 H: 8 R: 6 ER: 5 SO: 3 BB: 0 IBB: 0 HBP: 0 BLK: 0 WP: 0 HR: 1 S: 63 P: 88 ERA: 8.44 WHIP: 1.500							



Batter	1	2	3	4	5	6	7	8	9	AB	R	H	RBI	BB	SO	LOB	TOP					
Johnny Grubb, L OBP: 0.393, SLG: 0.398	G3		K		1-3		4-3			4	0	0	0	0	1	1						
Hector Torres, R OBP: 0.288, SLG: 0.311	F4		K			5-3		5-3		4	0	0	0	0	1	0						
Jerry Turner, L OBP: 0.319, SLG: 0.382	F7			4-3		4-3		G3		4	0	0	0	0	0	0						
Willie Davis, L OBP: 0.298, SLG: 0.393		4-3		FC4-6 1B		HBP BB		3-1		3	0	1	0	1	0	0						
Mike Ivie, R OBP: 0.329, SLG: 0.407	WP 1B 1B			FC4-6 1B		1-2 HBP		F2		3	0	1	0	0	0	1						
Tito Fuentes, S OBP: 0.306, SLG: 0.327				FC6-4 1B		6-3				4	0	3	0	0	0	2						
Doug Rader, R OBP: 0.326, SLG: 0.358			K	FC6-4 1B			5-3			4	0	0	0	0	2	5						
Fred Kendall, R OBP: 0.300, SLG: 0.299		5-3			5-3		5-3 1B			4	0	1	0	0	0	3						
Dave Freisleben, R OBP: 0.228, SLG: 0.287			1-6-3		5-3		5-3			0	0	0	0	0	0	0						
Dave Tomlin, L OBP: 0.247, SLG: 0.294										1	0	0	0	0	0	0						
Merv Rettenmund, R OBP: 0.247, SLG: 0.294										1	0	0	0	0	0	0						
Rich Folkers, L OBP: 0.247, SLG: 0.294										1	0	0	0	0	0	0						
Dave Winfield, R OBP: 0.247, SLG: 0.294										1	0	0	0	0	0	1						
Alan Foster, R OBP: 0.195, SLG: 0.196										0	0	0	0	0	0	0						
Jerry Johnson, R OBP: 0.195, SLG: 0.196										0	0	0	0	0	0	0						
Inning Stats	R: 0 E: 0 K: 0 S: 9	H: 0 LOB: 0 BB: 0 P: 12	R: 0 E: 0 K: 1 S: 11	H: 2 LOB: 2 BB: 0 P: 16	R: 0 E: 0 K: 2 S: 8	H: 0 LOB: 0 BB: 0 P: 14	R: 0 E: 0 K: 0 S: 7	H: 2 LOB: 2 BB: 0 P: 8	R: 0 E: 0 K: 0 S: 5	H: 0 LOB: 0 BB: 0 P: 7	R: 0 E: 0 K: 0 S: 10	H: 0 LOB: 2 BB: 1 P: 16	R: 0 E: 0 K: 0 S: 6	H: 1 LOB: 1 BB: 0 P: 10	R: 0 E: 0 K: 0 S: 8	H: 0 LOB: 0 BB: 0 P: 12	R: 0 E: 0 K: 1 S: 10	H: 1 LOB: 1 BB: 0 P: 13	1B: 6 2B: 0 3B: 0 HR: 0	SF: 0 SAC: 0 DP: 0 HBP: 1	WP: 1 PB: 0 SB: 0 CS: 0	PA: 35
PITCHER Steve Rogers, R ERA: 3.26	IP: 9.0 WLS: W BF: 35 H: 6 R: 0 ER: 0 SO: 4 BB: 1 IBB: 0 HBP: 1 BLK: 0 WP: 1 HR: 0 S: 74 P: 108 ERA: 0.00 WHIP: 0.778															PITCHER	IP: WLS: BF: H: R: ER: SO: BB: IBB: HBP: BLK: WP: HR: S: P: ERA: WHIP:					

San Diego Padres @ Montreal Expos
Jarry Park, Montreal, QB
Fri Aug 13 1976, 7:05 PM EDT
Unknown - 68 F

AB 33
R 0
H 6
RBI 0
BB 1
SO 4
LOB 13



Batter	1	2	3	4	5	6	7	8	9	AB	R	H	RBI	BB	SO	LOB	BOTTOM			
Warren Cromartie, L OBP: 0.294, SLG: 0.294	K	BB 1B 1B		6-3		4-3				4	1	1	1	0	1	2				
Wayne Garrett, L OBP: 0.356, SLG: 0.310	2B 6-3	1B BB			L8		BB 1B			3	1	2	0	1	0	0				
Ellis Valentine, R OBP: 0.337, SLG: 0.413	S 1B	BB			5-3		F7			4	0	2	2	0	0	1				
Earl Williams, R OBP: 0.286, SLG: 0.369	6-3	G6-4-3			1-3					3	0	0	1	1	0	3				
Larry Parrish, R OBP: 0.282, SLG: 0.342	4-3		K			F9	K			4	0	0	0	0	2	3				
Tim Foli, R OBP: 0.275, SLG: 0.384		1B 1B	5-3			4-1 1B	F2			4	2	2	0	0	0	2				
Del Unser, L OBP: 0.270, SLG: 0.353		E 1B 1B	K			4-1		L6		4	1	1	0	0	1	1				
Gary Carter, R OBP: 0.295, SLG: 0.341		1B E 1B		6-3		1B IBB		G3		1	1	1	1	0	0	0				
Mike Jorgensen, L OBP: 0.342, SLG: 0.346		1B E 1B								2	0	0	0	1	0	0				
Steve Rogers, R OBP: 0.115, SLG: 0.115		6-3		G3		1-3 2-H 1B		3-1		4	0	1	1	0	0	2				
Inning Stats	R: 1 E: 0 K: 1 S: 9	H: 2 LOB: 1 BB: 0 P: 12	R: 4 E: 1 K: 0 S: 22	H: 5 LOB: 1 BB: 1 P: 36	R: 0 E: 0 K: 2 S: 8	H: 0 LOB: 0 BB: 0 P: 9	R: 0 E: 0 K: 0 S: 8	H: 0 LOB: 0 BB: 0 P: 11	R: 0 E: 0 K: 0 S: 5	H: 0 LOB: 0 BB: 0 P: 6	R: 1 E: 0 K: 0 S: 9	H: 2 LOB: 2 BB: 1 P: 18	R: 0 E: 0 K: 1 S: 8	H: 1 LOB: 2 BB: 1 P: 18	R: 0 E: 0 K: 0 S: 7	H: 0 LOB: 0 BB: 0 P: 9	1B: 9 2B: 1 3B: 0 HR: 0	SF: 0 SAC: 0 DP: 1 HBP: 0	WP: 0 PB: 0 SB: 1 CS: 0	PA: 36
PITCHER Dave Freisleben, R ERA: 3.8	IP: 1.1 WLS: L BF: 11 H: 6 R: 5 ER: 5 SO: 1 BB: 0 IBB: 0 HBP: 0 BLK: 0 WP: 0 HR: 0 S: 28 P: 43 ERA: 33.75 WHIP: 5.250															PITCHER	IP: WLS: BF: H: R: ER: SO: BB: IBB: HBP: BLK: WP: HR: S: P: ERA: WHIP:			
Dave Tomlin, L ERA: 3.63	2.2 8 1 0 0 2 0 0 0 0 0 0 19 25 0.00 0.375																			
Rich Folkers, L ERA: 5.26	2.0 9 2 1 1 0 0 1 0 0 0 0 14 24 4.50 1.000																			
Alan Foster, R ERA: 3.22	0.1 3 1 0 0 0 1 0 0 0 0 0 2 7 0.00 6.000																			
Jerry Johnson, R ERA: 4.68	1.2 5 0 0 0 1 0 0 0 0 0 0 13 20 0.00 0.000																			

San Diego Padres @ Montreal Expos
Jarry Park, Montreal, QB
Fri Aug 13 1976, 7:05 PM EDT
Unknown - 68 F

AB 33
R 6
H 10
RBI 6
BB 3
SO 4
LOB 14




Batter	1	2	3	4	5	6	7	8	9	AB	R	H	RBI	BB	SO	LOB	TOP						
Johnny Grubb, L OBP: 0.390, SLG: 0.411 (1, 9)										4	2	3	0	1	0	1	San Diego Padres @ Montreal Expos Jarry Park, Montreal, QB Fri Aug 13 1976, 7:05 PM EDT Att: 11,069 - Unknown - 72 F						
Willie Davis, L OBP: 0.298, SLG: 0.393 (8, 8)										0	0	0	0	0	0	0							
Tito Fuentes, S OBP: 0.302, SLG: 0.323 (1, 4)										5	0	0	0	0	0	7							
Dave Winfield, R OBP: 0.355, SLG: 0.442 (1, 8) (7, 9)										4	2	1	1	1	0	2							
Mike Ivie, R OBP: 0.334, SLG: 0.412 (1, 3)										4	0	3	1	0	0	0							
Jerry Turner, L OBP: 0.318, SLG: 0.376 (1, 7) Luis Melendez, R OBP: 0.235, SLG: 0.253 (7, 8) (9, 7)										3	0	0	0	1	1	6							
Ted Kubiak, S OBP: 0.337, SLG: 0.313 (1, 5)										4	0	1	2	0	0	1							
Hector Torres, R OBP: 0.282, SLG: 0.304 (1, 6)										4	0	0	0	0	0	0							
Bob Davis, R OBP: 0.237, SLG: 0.239 (1, 2)										4	0	2	0	0	1	0							
Brent Strom, R OBP: 0.161, SLG: 0.120 Butch Metzger, R (8, 1) Fred Kendall, R OBP: 0.302, SLG: 0.302 (8, 2)										2	0	0	0	0	0	1							
Inning Stats	R: 2 E: 0 K: 1 S: 10	H: 3 LOB: 1 BB: 0 P: 16	R: 0 E: 0 K: 0 S: 7	H: 0 LOB: 0 BB: 0 P: 11	R: 2 E: 0 K: 0 S: 10	H: 3 LOB: 2 BB: 1 P: 17	R: 0 E: 1 K: 0 S: 4	H: 1 LOB: 2 BB: 1 P: 10	R: 0 E: 0 K: 0 S: 4	H: 0 LOB: 0 BB: 1 P: 10	R: 0 E: 0 K: 0 S: 9	H: 1 LOB: 1 BB: 0 P: 12	R: 0 E: 0 K: 0 S: 8	H: 2 LOB: 2 BB: 0 P: 10	R: 0 E: 0 K: 1 S: 8	H: 0 LOB: 0 BB: 0 P: 14	R: 0 E: 0 K: 0 S: 9	H: 1 LOB: 1 BB: 0 P: 13	1B: 8 2B: 2 3B: 1 HR: 0	SF: 0 SAC: 1 DP: 1 HBP: 0	WP: 0 PB: 0 SB: 0 CS: 1	PA: 40	
PITCHER	IP WLS BF H R ER SO BB IBB HBP BLK WP HR S P ERA WHIP	IP WLS BF H R ER SO BB IBB HBP BLK WP HR S P ERA WHIP	IP WLS BF H R ER SO BB IBB HBP BLK WP HR S P ERA WHIP	IP WLS BF H R ER SO BB IBB HBP BLK WP HR S P ERA WHIP	IP WLS BF H R ER SO BB IBB HBP BLK WP HR S P ERA WHIP	IP WLS BF H R ER SO BB IBB HBP BLK WP HR S P ERA WHIP	IP WLS BF H R ER SO BB IBB HBP BLK WP HR S P ERA WHIP	IP WLS BF H R ER SO BB IBB HBP BLK WP HR S P ERA WHIP	IP WLS BF H R ER SO BB IBB HBP BLK WP HR S P ERA WHIP	IP WLS BF H R ER SO BB IBB HBP BLK WP HR S P ERA WHIP	IP WLS BF H R ER SO BB IBB HBP BLK WP HR S P ERA WHIP	IP WLS BF H R ER SO BB IBB HBP BLK WP HR S P ERA WHIP	IP WLS BF H R ER SO BB IBB HBP BLK WP HR S P ERA WHIP	IP WLS BF H R ER SO BB IBB HBP BLK WP HR S P ERA WHIP	IP WLS BF H R ER SO BB IBB HBP BLK WP HR S P ERA WHIP	IP WLS BF H R ER SO BB IBB HBP BLK WP HR S P ERA WHIP	IP WLS BF H R ER SO BB IBB HBP BLK WP HR S P ERA WHIP	IP WLS BF H R ER SO BB IBB HBP BLK WP HR S P ERA WHIP	IP WLS BF H R ER SO BB IBB HBP BLK WP HR S P ERA WHIP	IP WLS BF H R ER SO BB IBB HBP BLK WP HR S P ERA WHIP	IP WLS BF H R ER SO BB IBB HBP BLK WP HR S P ERA WHIP	IP WLS BF H R ER SO BB IBB HBP BLK WP HR S P ERA WHIP	IP WLS BF H R ER SO BB IBB HBP BLK WP HR S P ERA WHIP

AB	35
R	4
H	11
RBI	4
BB	3
SO	2
LOB	18



Batter	1	2	3	4	5	6	7	8	9	AB	R	H	RBI	BB	SO	LOB	BOTTOM						
Warren Cromartie, L OBP: 0.263, SLG: 0.263 Andre Thornton, R OBP: 0.300, SLG: 0.374 Dale Murray, R (8, 1)										2	0	0	0	0	0	1	San Diego Padres @ Montreal Expos Jarry Park, Montreal, QB Fri Aug 13 1976, 7:05 PM EDT Att: 11,069 - Unknown - 72 F						
Wayne Garrett, L OBP: 0.355, SLG: 0.309 (1, 4)										4	0	1	0	0	1	0							
Ellis Valentine, R OBP: 0.337, SLG: 0.411 (1, 8)										3	0	1	0	0	0	0							
Earl Williams, R OBP: 0.285, SLG: 0.365 (1, 3)										3	0	0	0	1	1	2							
Larry Parrish, R OBP: 0.279, SLG: 0.338 (1, 5)										4	0	0	0	0	2	3							
Tim Foli, R OBP: 0.277, SLG: 0.388 (1, 6)										4	1	2	0	0	0	2							
Gary Carter, R OBP: 0.290, SLG: 0.335 (1, 2)										4	1	0	0	0	1	2							
Bombo Rivera, R OBP: 0.337, SLG: 0.448 (8, 9)										3	1	1	2	0	1	1							
Del Unser, L OBP: 0.269, SLG: 0.352 (9, PH)										1	0	0	0	0	1	0							
Steve Dunning, R OBP: 0.308, SLG: 0.182 Chuck Taylor, R OBP: 0.257, SLG: 0.343 Joe Kerrigan, R OBP: 0.309, SLG: 0.500 Jose Morales, R OBP: 0.307, SLG: 0.315 (8, 7)										1	0	1	0	0	0	0							
Inning Stats	R: 0 E: 0 K: 0 S: 6	H: 0 LOB: 0 BB: 0 P: 10	R: 0 E: 0 K: 1 S: 10	H: 0 LOB: 0 BB: 0 P: 13	R: 0 E: 0 K: 1 S: 11	H: 1 LOB: 1 BB: 0 P: 16	R: 0 E: 0 K: 3 S: 12	H: 1 LOB: 1 BB: 0 P: 19	R: 0 E: 0 K: 1 S: 7	H: 1 LOB: 1 BB: 0 P: 7	R: 0 E: 1 K: 0 S: 8	H: 0 LOB: 0 BB: 0 P: 14	R: 3 E: 1 K: 0 S: 9	H: 2 LOB: 0 BB: 0 P: 13	R: 0 E: 0 K: 0 S: 11	H: 1 LOB: 2 BB: 1 P: 16	R: 0 E: 0 K: 1 S: 6	H: 0 LOB: 0 BB: 0 P: 10	1B: 4 2B: 1 3B: 1 HR: 0	SF: 0 SAC: 1 DP: 0 HBP: 0	WP: 0 PB: 0 SB: 0 CS: 0	PA: 36	
PITCHER	IP WLS BF H R ER SO BB IBB HBP BLK WP HR S P ERA WHIP	IP WLS BF H R ER SO BB IBB HBP BLK WP HR S P ERA WHIP	IP WLS BF H R ER SO BB IBB HBP BLK WP HR S P ERA WHIP	IP WLS BF H R ER SO BB IBB HBP BLK WP HR S P ERA WHIP	IP WLS BF H R ER SO BB IBB HBP BLK WP HR S P ERA WHIP	IP WLS BF H R ER SO BB IBB HBP BLK WP HR S P ERA WHIP	IP WLS BF H R ER SO BB IBB HBP BLK WP HR S P ERA WHIP	IP WLS BF H R ER SO BB IBB HBP BLK WP HR S P ERA WHIP	IP WLS BF H R ER SO BB IBB HBP BLK WP HR S P ERA WHIP	IP WLS BF H R ER SO BB IBB HBP BLK WP HR S P ERA WHIP	IP WLS BF H R ER SO BB IBB HBP BLK WP HR S P ERA WHIP	IP WLS BF H R ER SO BB IBB HBP BLK WP HR S P ERA WHIP	IP WLS BF H R ER SO BB IBB HBP BLK WP HR S P ERA WHIP	IP WLS BF H R ER SO BB IBB HBP BLK WP HR S P ERA WHIP	IP WLS BF H R ER SO BB IBB HBP BLK WP HR S P ERA WHIP	IP WLS BF H R ER SO BB IBB HBP BLK WP HR S P ERA WHIP	IP WLS BF H R ER SO BB IBB HBP BLK WP HR S P ERA WHIP	IP WLS BF H R ER SO BB IBB HBP BLK WP HR S P ERA WHIP	IP WLS BF H R ER SO BB IBB HBP BLK WP HR S P ERA WHIP	IP WLS BF H R ER SO BB IBB HBP BLK WP HR S P ERA WHIP	IP WLS BF H R ER SO BB IBB HBP BLK WP HR S P ERA WHIP	IP WLS BF H R ER SO BB IBB HBP BLK WP HR S P ERA WHIP	IP WLS BF H R ER SO BB IBB HBP BLK WP HR S P ERA WHIP



Batter	1	2	3	4	5	6	7	8	9	AB	R	H	RBI	BB	SO	LOB	TOP					
Johnny Grubb, L OBP: 0.393, SLG: 0.412	F8		1B		2B		1B		FC6-2-4-6 WP 1B BLK	4	2	2	0	1	0	2						
Tito Fuentes, S OBP: 0.308, SLG: 0.330	L5		1B		FC5-2		1B		1B WP	4	1	3	1	1	0	0						
Dave Winfield, R OBP: 0.359, SLG: 0.445	3B		1B		FC5-2		1B		FC6-4	4	2	3	2	1	0	2						
Willie Davis, L OBP: 0.298, SLG: 0.397	1B		1B		FC5-2		1B		FC6-4	4	1	1	1	1	0	0						
Luis Melendez, R OBP: 0.233, SLG: 0.250	3B		1B		FC5-2		1B		FC6-4	1	0	0	0	0	0	2						
Mike Ivie, R OBP: 0.333, SLG: 0.410		L7			1-3		E9		6-3	4	0	1	2	0	0	0						
Ted Kubiak, S OBP: 0.335, SLG: 0.311		P6			1-3		1-3		4-3	4	0	1	0	0	0	1						
Hector Torres, R OBP: 0.257, SLG: 0.297		F2			K		L4		5-3	4	0	0	0	0	1	1						
Fred Kendall, R OBP: 0.304, SLG: 0.302			6-3		CS		4-3		SH S	3	0	1	0	1	0	0						
Randy Jones, R OBP: 0.094, SLG: 0.049			K		FC3-6		K		SH	3	1	0	0	0	2	1						
Butch Metzger, R OBP: 0.094, SLG: 0.049			K		FC3-6		K		SH	0	0	0	0	0	0	0						
Inning Stats	R: 1 E: 0 K: 0 S: 10	H: 2 LOB: 1 BB: 0 P: 16	R: 0 E: 0 K: 0 S: 5	H: 0 LOB: 0 BB: 0 P: 9	R: 1 E: 1 K: 1 S: 10	H: 3 LOB: 2 BB: 0 P: 17	R: 0 E: 0 K: 1 S: 6	H: 1 LOB: 0 BB: 0 P: 8	R: 4 E: 1 K: 0 S: 12	H: 4 LOB: 1 BB: 1 P: 22	R: 0 E: 0 K: 1 S: 8	H: 0 LOB: 0 BB: 0 P: 10	R: 0 E: 0 K: 0 S: 8	H: 1 LOB: 1 BB: 1 P: 16	R: 0 E: 0 K: 0 S: 6	H: 0 LOB: 0 BB: 0 P: 9	R: 1 E: 0 K: 0 S: 8	H: 1 LOB: 2 BB: 2 P: 21	1B: 10 2B: 3 3B: 1 HR: 0	SF: 0 SAC: 1 DP: 2 HBP: 0	WP: 1 PB: 0 SB: 1 CS: 1	PA: 41
PITCHER	IP	WLS	BF	H	R	ER	SO	BB	IBB	HBP	BLK	WP	HR	S	P	ERA	WHIP					
Don Stanhouse, R ERA: 2.84	(1, 1)	5.0	L	24	10	6	5	2	0	1	0	0	0	43	72	9.00	2.000					
Joe Kerrigan, R ERA: 4.51	(6, 1)	2.0		7	1	0	0	1	1	0	0	0	0	16	26	0.00	1.000					
Chip Lang, R ERA: 4.46	(8, 1)	1.2		8	1	1	1	0	2	0	0	1	1	12	27	5.40	1.800					
Chuck Taylor, R ERA: 3.21	(9, 1)	0.1		1	0	0	0	0	0	0	0	0	0	2	3	0.00	0.000					

San Diego Padres @ Montreal Expos
Jarry Park, Montreal, QB
Sat Aug 14 1976, 7:05 PM EDT
Att: 14,889 - Unknown - 68 F

AB 35
R 7
H 12
RBI 6
BB 4
SO 3
LOB 16



Batter	1	2	3	4	5	6	7	8	9	AB	R	H	RBI	BB	SO	LOB	BOTTOM				
Warren Cromartie, L OBP: 0.261, SLG: 0.261	4-3				4-3		1-3		K	4	0	1	0	0	0	3					
Chip Lang, R OBP: 0.250, SLG: 0.250					4-3		1-3		K	0	0	0	0	0	0	0					
Del Unser, L OBP: 0.268, SLG: 0.351					4-3		1-3		K	0	0	0	0	0	0	1					
Wayne Garrett, L OBP: 0.355, SLG: 0.311	L8				4-3		1-4-3		2B	4	0	1	0	1	1	1					
Ellis Valentine, R OBP: 0.333, SLG: 0.401	1-3				K		5-3		K	4	0	0	0	1	2	4					
Earl Williams, R OBP: 0.285, SLG: 0.375		4-3			F9		HR		K	4	1	1	1	0	1	3					
Larry Parrish, R OBP: 0.278, SLG: 0.337		6-3			L9		1B		K	4	0	1	0	0	1	3					
Tim Foli, R OBP: 0.277, SLG: 0.386		P4			6-3		5-3		1B	4	0	1	0	0	0	1					
Gary Carter, R OBP: 0.285, SLG: 0.329			5-3		F7		5-3		P6	4	0	0	0	0	2						
Bombo Rivera, R OBP: 0.343, SLG: 0.460			F7		BB		1B		L8	4	1	2	0	0	0	0					
Don Stanhouse, R OBP: 0.350, SLG: 0.306			6-3		6-3		1-3		2B	1	0	0	0	0	0	0					
Andre Thornton, R OBP: 0.322, SLG: 0.374			6-3		1-2		BB		2B	0	0	0	0	0	0	0					
Joe Kerrigan, R OBP: 0.350, SLG: 0.509			6-3		1-2		BB		1B	2	0	2	1	0	0	0					
Inning Stats	R: 0 E: 0 K: 0 S: 7	H: 0 LOB: 0 BB: 0 P: 13	R: 0 E: 0 K: 0 S: 6	H: 0 LOB: 0 BB: 0 P: 8	R: 0 E: 0 K: 1 S: 9	H: 0 LOB: 0 BB: 1 P: 18	R: 0 E: 0 K: 1 S: 10	H: 1 LOB: 2 BB: 1 P: 18	R: 1 E: 0 K: 0 S: 12	H: 2 LOB: 1 BB: 0 P: 20	R: 1 E: 0 K: 0 S: 6	H: 2 LOB: 1 BB: 0 P: 12	R: 0 E: 0 K: 2 S: 13	H: 1 LOB: 2 BB: 1 P: 21	R: 0 E: 0 K: 2 S: 13	H: 2 LOB: 2 BB: 0 P: 22	1B: 6 2B: 2 3B: 0 HR: 1	SF: 0 SAC: 0 DP: 0 HBP: 0	WP: 0 PB: 0 SB: 0 CS: 0	PA: 39	
PITCHER	IP	WLS	BF	H	R	ER	SO	BB	IBB	HBP	BLK	WP	HR	S	P	ERA	WHIP				
Randy Jones, L ERA: 2.72	(1, 1)	7.0	W	29	6	2	2	2	2	0	0	0	0	57	102	2.57	1.143				
Butch Metzger, R ERA: 1.75	(8, 1)	2.0		10	3	0	0	4	1	0	0	0	0	26	43	0.00	2.000				

San Diego Padres @ Montreal Expos
Jarry Park, Montreal, QB
Sat Aug 14 1976, 7:05 PM EDT
Att: 14,889 - Unknown - 68 F

AB 36
R 2
H 9
RBI 2
BB 3
SO 6
LOB 18



Batter	1	2	3	4	5	6	7	8	9	AB	R	H	RBI	BB	SO	LOB	TOP							
Johnny Grubb, L (1, 7) OBP: 0.395, SLG: 0.414	G3		K			SH 1B	L6-3 1B		1B	4	1	2	0	0	1	0								
Willie Davis, L (1, 8) OBP: 0.302, SLG: 0.359	FC5-4 1B			G3		1B 1B	L6-3 1B		1B	5	1	3	3	0	0	1								
Dave Winfield, R (1, 9) OBP: 0.360, SLG: 0.445	FC5-4			K		1B 1B			FC5-4	5	1	2	1	0	1	3								
Willie McCovey, L (1, 3) Enzo Hernandez, R (8, 6) OBP: 0.282, SLG: 0.359 OBP: 0.311, SLG: 0.317	4-3			L7		L5			F8	4	0	0	0	0	0	4								
Mike Ivie, R (1, 5) OBP: 0.332, SLG: 0.405		1-3				F8	1B IBB		F9	3	0	0	0	1	0	1								
Ted Kubiak, S (1, 4) OBP: 0.333, SLG: 0.310		4-3				4-3			K	4	0	1	2	0	1	1								
Hector Torres, R (1, 6) OBP: 0.257, SLG: 0.296		6-3				F8	F2		FC5-6 1B	4	0	1	0	0	0	2								
Fred Kendall, R (1, 2) OBP: 0.307, SLG: 0.302			F9						FC5-6 1B	3	1	1	0	1	0	2								
Tom Griffin, R (1, 1) OBP: 0.154, SLG: 0.083			4-3			SH 1B	F8		FC5-6 1B	3	2	0	0	0	0	2								
Inning Stats	R: 0 E: 0 K: 0 S: 5	H: 1 LOB: 1 BB: 0 P: 10	R: 0 E: 0 K: 0 S: 4	H: 0 LOB: 0 BB: 0 P: 4	R: 0 E: 0 K: 1 S: 6	H: 0 LOB: 0 BB: 0 P: 9	R: 0 E: 0 K: 1 S: 11	H: 0 LOB: 0 BB: 0 P: 18	R: 0 E: 0 K: 0 S: 4	H: 0 LOB: 0 BB: 0 P: 8	R: 5 E: 1 K: 0 S: 19	H: 3 LOB: 2 BB: 2 P: 35	R: 0 E: 0 K: 0 S: 7	H: 1 LOB: 0 BB: 0 P: 11	R: 0 E: 0 K: 1 S: 8	H: 1 LOB: 1 BB: 0 P: 14	R: 1 E: 0 K: 0 S: 10	H: 4 LOB: 2 BB: 0 P: 12	1B: 10 2B: 1 HR: 0	SF: 0 SAC: 2 DP: 1 HBP: 0	WP: 0 PB: 0 SB: 1 CS: 0	PA: 39		
PITCHER	IP	WLS	BF	H	R	ER	SO	BB	IBB	HBP	BLK	WP	HR	S	P	ERA	WHIP							
Don Carrithers, R (1, 1) ERA: 4.17	5.1	L	24	4	5	4	2	1	1	0	0	0	0	45	79	6.75	0.938							
Chuck Taylor, R (6, 1) ERA: 2.57	1.2		5	1	0	0	0	0	0	0	0	0	0	11	16	0.00	0.600							
Dale Murray, R (8, 1) ERA: 2.98	2.0		10	5	1	1	1	0	0	0	0	0	0	18	26	4.50	2.500							

San Diego Padres @ Montreal Expos
Jarry Park, Montreal, QB
Sun Aug 15 1976, 3:33 AM EDT
Att: 10,242 - Unknown - 68 F

AB	35
R	6
H	10
RBI	6
BB	2
SO	3
LOB	16



Batter	1	2	3	4	5	6	7	8	9	AB	R	H	RBI	BB	SO	LOB	BOTTOM							
Warren Cromartie, L (1, 9) OBP: 0.259, SLG: 0.231	F8		FC4-6			L5			1B	3	0	0	0	1	0	2								
Wayne Garrett, L (1, 4) OBP: 0.352, SLG: 0.307	F8		G3			L7			F8	4	0	0	0	0	0	3								
Larry Parrish, R (1, 5) OBP: 0.286, SLG: 0.348						1B 2B			1B	3	1	3	0	1	0	0								
Earl Williams, R (1, 3) OBP: 0.284, SLG: 0.373						F3 1B			F3	4	0	1	1	0	0	4								
Gary Carter, R (1, 2) OBP: 0.280, SLG: 0.323						L8			K	4	0	0	0	0	2	4								
Tim Foli, R (1, 6) OBP: 0.274, SLG: 0.382						L7			L7	4	0	0	0	0	1	2								
Del Unser, L (1, 8) OBP: 0.266, SLG: 0.347						F8			F8	4	0	0	0	0	0	1								
Jerry White, S (1, 7) OBP: 0.315, SLG: 0.318									F8	1	0	1	0	2	0	0								
Dale Murray, R (8, 1) Mike Jorgensen, L (9, PH) OBP: 0.341, SLG: 0.345						CS BB			F8	0	0	0	0	0	0	0								
Don Carrithers, R (1, 1) OBP: 0.097, SLG: 0.161						SH3-4 1B			G5-4-3 BB	1	0	1	0	0	0	0								
Chuck Taylor, R (6, 1) Jose Morales, R (7, PH) OBP: 0.347, SLG: 0.504						FC4-6 1B			G5-4-3	0	0	0	0	0	0	0								
Inning Stats	R: 0 E: 0 K: 0 S: 8	H: 0 LOB: 1 BB: 1 P: 15	R: 0 E: 0 K: 1 S: 7	H: 0 LOB: 0 BB: 0 P: 8	R: 0 E: 0 K: 0 S: 9	H: 1 LOB: 1 BB: 1 P: 17	R: 1 E: 0 K: 0 S: 14	H: 2 LOB: 1 BB: 0 P: 25	R: 0 E: 0 K: 0 S: 8	H: 1 LOB: 1 BB: 0 P: 12	R: 0 E: 0 K: 1 S: 11	H: 1 LOB: 1 BB: 0 P: 17	R: 0 E: 0 K: 0 S: 8	H: 0 LOB: 0 BB: 1 P: 13	R: 0 E: 0 K: 1 S: 13	H: 1 LOB: 2 BB: 1 P: 21	R: 0 E: 0 K: 0 S: 7	H: 0 LOB: 0 BB: 0 P: 9	1B: 4 2B: 2 HR: 0	SF: 0 SAC: 1 DP: 1 HBP: 0	WP: 0 PB: 0 SB: 0 CS: 1	PA: 35		
PITCHER	IP	WLS	BF	H	R	ER	SO	BB	IBB	HBP	BLK	WP	HR	S	P	ERA	WHIP							
Tom Griffin, R (1, 1) ERA: 5.09	9.0	W	35	6	1	1	3	4	0	0	0	0	0	85	137	1.00	1.111							

San Diego Padres @ Montreal Expos
Jarry Park, Montreal, QB
Sun Aug 15 1976, 3:33 AM EDT
Att: 10,242 - Unknown - 68 F

AB	30
R	1
H	6
RBI	1
BB	4
SO	3
LOB	17



Batter	1	2	3	4	5	6	7	8	9	AB	R	H	RBI	BB	SO	LOB	TOP					
Warren Cromartie, L OBP: 0.219, SLG: 0.194	1-1 5-3		2-2 G3		1-0 G3		2-2 F6		1-3 K	5	0	0	0	0	1	3	Montreal Expos @ Philadelphia Phillies Veterans Stadium, Philadelphia, PA Tue Aug 17 1976, 7:05 PM EDT Att: 27,188 - Unknown					
Wayne Garrett, L OBP: 0.351, SLG: 0.305	1-0 5-3		0-0 G4		4-2 BB		0-1 F9			3	0	0	1	1	0	2						
Ellis Valentine, R OBP: 0.337, SLG: 0.396	4-2 BB		2-3 3-H G3		0-1 F9		4-1 BB			2	0	0	0	2	0	2						
Earl Williams, R OBP: 0.284, SLG: 0.375	1-3 K			3-1 6-3		2-0 E		3-3 BB		4	1	1	0	0	2	2						
Larry Parrish, R OBP: 0.283, SLG: 0.344		2-3 K		0-1 6-3		2-1 5-3		2-1 F9		4	0	0	0	0	1	1						
Tim Lincecum, R OBP: 0.276, SLG: 0.382	1-1 G6-4-3 1B			4-1 1B BB		0-1 5-3		0-0 5-3		3	0	1	0	1	0	1						
Bombo Rivera, R Dale Murray, R	1-0 G6-4-3 1-2			2-0 1B		1-0 E5 2-H		0-2 4-3		4	0	1	0	0	0	1						
Andre Thornton, R Joe Kerrigan, R			4-1 G3 BB G4 BB		0-0 F8		1-2 F7		1-1 6-3	2	1	0	0	1	0	3						
Pete Mackanin, R										0	0	0	0	0	0	0						
Steve Rogers, R Chuck Taylor, R Jerry White, S Clay Kirby, R Jose Morales, R			4-0 G4 G3 1-2 BB		3-1 F8		0-0 F9 WP 2B		1-3 K	0	0	0	0	1	0	0						
Inning Stats	R: 0 E: 0 K: 1 S: 8	H: 0 LOB: 1 BB: 1 P: 15	R: 0 E: 0 K: 1 S: 6	H: 1 LOB: 0 BB: 0 P: 10	R: 1 E: 0 K: 0 S: 8	H: 0 LOB: 1 BB: 2 P: 20	R: 0 E: 0 K: 0 S: 7	H: 1 LOB: 2 BB: 1 P: 16	R: 0 E: 0 K: 0 S: 9	H: 0 LOB: 1 BB: 1 P: 17	R: 1 E: 0 K: 0 S: 12	H: 1 LOB: 1 BB: 0 P: 18	R: 1 E: 0 K: 1 S: 15	H: 1 LOB: 1 BB: 1 P: 24	R: 0 E: 0 K: 0 S: 6	H: 0 LOB: 0 BB: 0 P: 8	R: 0 E: 0 K: 2 S: 8	H: 0 LOB: 0 BB: 0 P: 11	1B: 2 2B: 2 3B: 0 HR: 0	SF: 0 SAC: 0 DP: 1 HBP: 0	WP: 1 PB: 0 SB: 0 CS: 0	PA: 37
PITCHER Tom Underwood, L ERA: 3.47	IP: 9.0 WLS: W BF: 37 H: 4 R: 3 ER: 2 SO: 5 BB: 6 IBB: 0 HBP: 0 BLK: 0 WP: 1 HR: 0 S: 79 P: 139 ERA: 2.00 WHIP: 1.111											PITCHER	IP: 9.0 WLS: W BF: 37 H: 4 R: 3 ER: 2 SO: 5 BB: 6 IBB: 0 HBP: 0 BLK: 0 WP: 1 HR: 0 S: 79 P: 139 ERA: 2.00 WHIP: 1.111									

AB	31
R	3
H	4
RBI	1
BB	6
SO	5
LOB	15



Batter	1	2	3	4	5	6	7	8	9	AB	R	H	RBI	BB	SO	LOB	BOTTOM			
Dave Cash, R OBP: 0.332, SLG: 0.346	3-2 3B 1B		1-0 1B WP 2B 1B	3-2 1B		1-2 1B BB 1B	2-1 E3			5	3	4	0	0	0	0	Montreal Expos @ Philadelphia Phillies Veterans Stadium, Philadelphia, PA Tue Aug 17 1976, 7:05 PM EDT Att: 27,188 - Unknown			
Larry Bowa, S OBP: 0.303, SLG: 0.310	2-0 1B		1-1 4-3	1-1 G3		2-0 1B	1-1 5-3			2	0	1	1	0	0	2				
Tony Taylor, R Terry Harmon, R	1-H FC6-2 3B		1-2 2-3 1B			1-3 1B				1	0	0	0	0	0	0				
Mike Schmidt, R OBP: 0.393, SLG: 0.563	0-0 6-3		4-0 1B IBB		3-0 HR 1B	4-0 1B BB		2-3 K		3	3	1	0	2	1	1				
Greg Luzinski, R Jerry Martin, R	0-0 FC6-2		0-2 2B 1B		2-1 HR	4-2 1B 1B BB		0-0 4-3		3	2	2	4	1	0	1				
Jay Johnstone, L OBP: 0.390, SLG: 0.473	3-H F7		1-2 2-3 3-H 1B		0-0 WP 7-2 1B	1-2 2-3 3-H BB				1	0	0	0	0	0	0				
Gary Maddox, R OBP: 0.378, SLG: 0.459		0-0 1B	1-H 2-H 3-H 2B		3-3 K	3-2 1B		0-1 F3		4	0	3	0	0	1	1				
Bobby Tolan, L OBP: 0.263, SLG: 0.337			G1-6-3 1B		1-3 K	1-2 2-3 1B				1	0	0	0	0	0	1				
Tom Hutton, L OBP: 0.363, SLG: 0.304	1-0 F8		0-0 G3-2-5 3-H		4-1 BB	0-1 G4-6-3 1-2 2-3				3	0	0	0	1	0	6				
Johnny Oates, L OBP: 0.291, SLG: 0.247	1-0 G1-6-3			4-1 SH5-4 1B BB		1-1 7-2		0-0 6-3		3	1	0	0	1	0	3				
Tom Underwood, R OBP: 0.156, SLG: 0.100			1-1 WP 1B 1B		0-0 SH5-4	1-3 K		1-2 1-3		3	1	1	0	0	1	0				
Inning Stats	R: 1 E: 0 K: 0 S: 10	H: 2 LOB: 1 BB: 0 P: 17	R: 0 E: 0 K: 0 S: 3	H: 1 LOB: 0 BB: 0 P: 5	R: 4 E: 0 K: 0 S: 15	H: 5 LOB: 1 BB: 1 P: 25	R: 1 E: 0 K: 0 S: 7	H: 1 LOB: 0 BB: 1 P: 15	R: 2 E: 0 K: 1 S: 12	H: 3 LOB: 1 BB: 1 P: 25	R: 3 E: 0 K: 1 S: 19	H: 4 LOB: 3 BB: 2 P: 35	R: 0 E: 1 K: 0 S: 9	H: 0 LOB: 1 BB: 0 P: 13	R: 0 E: 0 K: 1 S: 7	H: 1 LOB: 1 BB: 0 P: 9	1B: 14 2B: 3 3B: 1 HR: 1	SF: 0 SAC: 1 DP: 4 HBP: 0	WP: 3 PB: 0 SB: 0 CS: 0	PA: 42
PITCHER Steve Rogers, R ERA: 3.51 Chuck Taylor, R ERA: 3.12 Clay Kirby, R ERA: 5.86 Joe Kerrigan, R ERA: 4.56 Dale Murray, R ERA: 2.94	IP: 2.1 WLS: L BF: 15 H: 8 R: 5 ER: 5 SO: 0 BB: 1 IBB: 0 HBP: 0 BLK: 0 WP: 0 HR: 1 S: 27 P: 46 ERA: 19.29 WHIP: 3.429											PITCHER	IP: 2.1 WLS: L BF: 15 H: 8 R: 5 ER: 5 SO: 0 BB: 1 IBB: 0 HBP: 0 BLK: 0 WP: 0 HR: 1 S: 27 P: 46 ERA: 19.29 WHIP: 3.429							

AB	36
R	11
H	17
RBI	10
BB	5
SO	3
LOB	17



Batter	1	2	3	4	5	6	7	8	9	AB	R	H	RBI	BB	SO	LOB	TOP						
Warren Cromartie, L OBP: 0.250, SLG: 0.257 Dale Murray, R Gary Carter, R OBP: 0.279, SLG: 0.321	1-2 1B 2B		1-2 1B 1B		0-0 F4		0-0 G4-6-3		0-0 F9	4	1	2	0	0	0	2	Montreal Expos @ Philadelphia Phillies Veterans Stadium, Philadelphia, PA Wed Aug 18 1976, 7:05 PM EDT Att: 28,483 - Unknown						
Wayne Garrett, L OBP: 0.351, SLG: 0.304	1-1 6-3 2H 1B		3-1 G3		0-1 F2		0-0 F8		4-2 BB	4	0	1	0	1	0	3							
Ellis Valentine, R OBP: 0.344, SLG: 0.399	2-1 6-3 2-3		3-2 S 1B		0-0				4-2 S 2B BB	4	1	2	2	1	1	2							
Earl Williams, R OBP: 0.280, SLG: 0.369	0-0 4-3		3-0 2H 3H 3-0 F5		0-1 F6				3-3 K	4	0	0	0	0	1	4							
Tim Foli, R OBP: 0.276, SLG: 0.383		0-1 F7		1-3 K		0-0 F8		0-1 1B 2B		4	1	1	1	0	1	0							
Larry Parrish, R OBP: 0.283, SLG: 0.343	1-1 5-3		1-1 5-3		2-3 K		1-0 1B		1-0 2H 1B	4	0	1	1	0	1	0							
Del Unser, L OBP: 0.265, SLG: 0.349	3-2 L5		1-1 2B		0-1 G3		0-0 P6			4	0	1	0	0	0	1							
Mike Jorgensen, L OBP: 0.347, SLG: 0.346			4-1 G3 1B BB		4-2 BB		2-2 G4-6-3 1B		0-1 F7	2	1	1	0	2	0	1							
Don Stanhouse, R OBP: 0.341, SLG: 0.297 Chuck Taylor, R Andre Thornton, R Steve Dunning, R Jose Morales, R OBP: 0.352, SLG: 0.512			2-3 K		2-2 F8		1-2 G4-6-3 1B		0-1 4-3	1	0	0	0	0	1	1							
Inning Stats	R: 0 E: 0 K: 0 S: 8	H: 2 LOB: 1 BB: 0 P: 12	R: 0 E: 0 K: 0 S: 6	H: 0 LOB: 0 BB: 0 P: 10	R: 2 E: 0 K: 1 S: 14	H: 2 LOB: 1 BB: 1 P: 30	R: 0 E: 0 K: 1 S: 13	H: 1 LOB: 2 BB: 1 P: 22	R: 0 E: 0 K: 1 S: 6	H: 0 LOB: 0 BB: 0 P: 8	R: 0 E: 0 K: 0 S: 6	H: 2 LOB: 1 BB: 0 P: 11	R: 2 E: 0 K: 1 S: 15	H: 2 LOB: 1 BB: 1 P: 23	R: 0 E: 0 K: 1 S: 9	H: 0 LOB: 1 BB: 1 P: 13		1B: 7 2B: 3 3B: 0 HR: 0	SF: 0 SAC: 0 DP: 1 HBP: 0	WP: 0 PB: 0 SB: 3 CS: 0	PA: 39		
PITCHER	IP WLS BF H R ER SO BB IBB HBP BLK WP HR S P ERA WHIP	7.1 W 32 9 4 4 4 3 0 0 0 0 0 72 117 4.91 1.636	1.2 S 7 1 0 0 1 1 0 0 0 0 0 13 18 0.00 1.200																				

AB 35
R 4
H 10
RBI 4
BB 4
SO 5
LOB 16



Batter	1	2	3	4	5	6	7	8	9	AB	R	H	RBI	BB	SO	LOB	BOTTOM					
Dave Cash, R OBP: 0.335, SLG: 0.352	2-1 1B		2B FC5-4		1-1 4-3 1B					4	1	3	0	0	0	3	Montreal Expos @ Philadelphia Phillies Veterans Stadium, Philadelphia, PA Wed Aug 18 1976, 7:05 PM EDT Att: 28,483 - Unknown					
Larry Bowa, S OBP: 0.303, SLG: 0.310	2-1 S 1B		2-0 F7		0-1 P1		0-0 4-3		1-2 K	4	0	1	0	0	0	3						
Mike Schmidt, R OBP: 0.391, SLG: 0.565	3-3 K		1-2 2B 3B		0-3 K		0-3 K			4	1	1	2	0	3	3						
Greg Luzinski, R OBP: 0.364, SLG: 0.501 Jerry Martin, R OBP: 0.324, SLG: 0.348	3-3 K		4-0 2B SF8 BB		2-2 5-3		1-2 6-3			3	1	0	0	1	1	2						
Jay Johnstone, L OBP: 0.388, SLG: 0.474	1-1 F7		1-1 BB 1B 2B		1-2 L7		0-1 F9			4	1	1	1	0	0	2						
Gary Maddox, R OBP: 0.379, SLG: 0.463		2-3 K	4-0 1B BB IBB		2-1		1-0 4-3			3	0	1	0	1	1	0						
Tom Hutton, L OBP: 0.350, SLG: 0.295	3-2 F9		1-0 SF8		1-1 4-3		0-0 3-1			3	0	0	1	0	0	1						
Johnny Oates, L OBP: 0.289, SLG: 0.237	1-0 6-3		3-H 4-0 1B BB		0-0 3-1		0-0 5-3			3	0	0	0	1	0	1						
Jim Lonborg, R OBP: 0.268, SLG: 0.216 Ron Reed, R OBP: 0.150, SLG: 0.200			2B BB IBB		0-1 6-3		0-0 1-3			2	1	1	1	1	0	0						
Inning Stats	R: 0 E: 0 K: 2 S: 14	H: 2 LOB: 2 BB: 0 P: 25	R: 0 E: 0 K: 1 S: 8	H: 0 LOB: 0 BB: 0 P: 14	R: 5 E: 0 K: 0 S: 18	H: 4 LOB: 3 BB: 4 P: 40	R: 0 E: 0 K: 1 S: 9	H: 0 LOB: 0 BB: 0 P: 11	R: 0 E: 0 K: 0 S: 9	H: 1 LOB: 1 BB: 0 P: 13	R: 0 E: 0 K: 1 S: 8	H: 1 LOB: 0 BB: 0 P: 9	R: 0 E: 0 K: 0 S: 6	H: 0 LOB: 0 BB: 0 P: 8	R: 0 E: 0 K: 0 S: 3	H: 0 LOB: 0 BB: 0 P: 3		1B: 4 2B: 2 3B: 2 HR: 0	SF: 1 SAC: 0 DP: 0 HBP: 0	WP: 0 PB: 0 SB: 1 CS: 0	PA: 36	
PITCHER	IP WLS BF H R ER SO BB IBB HBP BLK WP HR S P ERA WHIP	2.2 L 18 6 0 0 0 0 0 0 0 0 0 3 4 0.00 0.000	0.1 1 0 0 0 0 0 0 0 0 0 0 0 0 3 4 0.00 0.000	3.0 11 2 0 0 2 0 0 0 0 0 0 0 26 33 0.00 0.667	2.0 6 0 0 0 0 0 0 0 0 0 0 0 9 11 0.00 0.000																	

AB 31
R 5
H 8
RBI 5
BB 4
SO 5
LOB 15



Batter	1	2	3	4	5	6	7	8	9	AB	R	H	RBI	BB	SO	LOB	TOP				
Warren Cromartie, L OBP: 0.231, SLG: 0.237 Bombo Rivera, R OBP: 0.336, SLG: 0.448	2-1 F7		0-0 3-1			0-0 3-1		0-2 F3		3	0	0	0	0	0	0					
Wayne Garrett, L OBP: 0.355, SLG: 0.307	0-2 F6			1-2 1B		4-2 BB		2-1 1B		3	0	2	0	1	0	0					
Ellis Valentine, R OBP: 0.337, SLG: 0.390	2-3 K			0-0 F7		1-3 K		2-3 K		4	0	0	0	0	3	4					
Earl Williams, R OBP: 0.279, SLG: 0.365		1-2 P6		1-3 K		4-2 HR BB		2-3 K		3	1	0	0	1	2	3					
Tim Foli, R OBP: 0.276, SLG: 0.380	0-2 F7			0-0 F7			0-1 F5		4-2 1B BB	3	0	0	0	1	0	2					
Larry Parrish, R OBP: 0.285, SLG: 0.361		0-2 HR			3-2 F7		2-1 HR		0-1 F7	4	2	2	3	0	0	1					
Del Unser, L OBP: 0.265, SLG: 0.348		0-3 K2-3			0-3 K		0-0 5-3		1-0 1B	4	0	1	0	0	2	0					
Gary Carter, R OBP: 0.275, SLG: 0.316			1-2 F7		1-1 6-3		2-2 6-3		0-0 F3	4	0	0	0	0	0	2					
Don Carrithers, R OBP: 0.294, SLG: 0.156 Jerry White, S OBP: 0.313, SLG: 0.315 Steve Dunning, R OBP: 0.302, SLG: 0.182 Jose Morales, R OBP: 0.262, SLG: 0.158 Pete Mackanin, R OBP: 0.252, SLG: 0.342 Dale Murray, R OBP: 0.245, SLG: 0.345			0-3 K			1-1 F8		1-0 1B 1B	3-1 F4	1	0	0	0	0	1	0					
Inning Stats	R: 0 E: 0 K: 1 S: 10	H: 0 LOB: 0 BB: 0 P: 14	R: 1 E: 0 K: 1 S: 14	H: 1 LOB: 0 BB: 0 P: 15	R: 0 E: 0 K: 1 S: 8	H: 0 LOB: 0 BB: 0 P: 9	R: 0 E: 0 K: 1 S: 10	H: 1 LOB: 1 BB: 0 P: 12	R: 0 E: 0 K: 1 S: 8	H: 0 LOB: 1 BB: 1 P: 14	R: 2 E: 0 K: 0 S: 10	H: 1 LOB: 0 BB: 1 P: 18	R: 0 E: 0 K: 2 S: 12	H: 2 LOB: 2 BB: 0 P: 19	R: 0 E: 0 K: 0 S: 10	H: 1 LOB: 2 BB: 1 P: 18	1B: 4 2B: 0 3B: 0 HR: 2	SF: 0 SAC: 0 DP: 0 HBP: 0	WP: 0 PB: 0 SB: 1 CS: 0	PA: 36	
PITCHER	IP	WLS	BF	H	R	ER	SO	BB	IBB	HBP	BLK	WP	HR	S	P	ERA	WHIP				
Ed Halicki, R ERA: 4.07	7.0	W	26	3	3	3	6	2	0	0	0	0	2	68	94	3.86	0.714				
Gary Lavelle, L ERA: 2.97	0.1		3	2	0	0	0	0	0	0	0	0	0	6	9	0.00	6.000				
Randy Moffitt, R ERA: 2.58	1.2	S	7	1	0	0	2	1	0	0	0	0	0	16	28	0.00	1.200				

Montreal Expos @ San Francisco Giants
Candlestick Park, San Francisco, CA
Fri Aug 20 1976, 10:05 PM EDT
Att: 2,319 - Unknown

AB	33
R	3
H	6
RBI	3
BB	3
SO	8
LOB	15



Batter	1	2	3	4	5	6	7	8	9	AB	R	H	RBI	BB	SO	LOB	BOTTOM				
Gary Thomasson, L OBP: 0.307, SLG: 0.410 Larry Hemdon, R OBP: 0.332, SLG: 0.361	0-0 E6 1B		0-0 3-1		2-0 G3		2-0 F8			4	0	0	0	0	0	0					
Marty Perez, R OBP: 0.324, SLG: 0.330	1-1 E7 1B			0-1 1B 1B	0-0 E8 F9 HR 1B		2-3 K			4	2	3	0	0	1	0					
Gary Matthews, R OBP: 0.367, SLG: 0.425	3-1 5-3-2			0-0 1B 1B	1-0 F9			0-0 HR 2B		4	2	2	0	0	0	3					
Bobby Murcer, L OBP: 0.348, SLG: 0.408	2-3 3-H 3-1			1-1 F8	2-2 HR			1-1 HR HR		4	2	2	4	0	0	3					
Ken Reitz, R OBP: 0.310, SLG: 0.351		1-0 F9		1-2 2B 1B	2-2 5-3			1-0 4-3		4	0	1	0	0	0	0					
Darrell Evans, L OBP: 0.326, SLG: 0.329		2-2 G3		0-0 1B		3-3 K		0-1 4-3		4	0	1	2	0	1	0					
Dave Rader, L OBP: 0.325, SLG: 0.333		0-1 F8		1-3 2-H 3-H 4-0		1-1 F8		0-1 L1		3	0	0	0	1	0	0					
Johnnie LeMaster, R OBP: 0.277, SLG: 0.333			0-0 F6		1-3 K		1-2 F9			3	0	0	0	0	1	3					
Ed Halicki, R OBP: 0.277, SLG: 0.190 Glenn Adams, L OBP: 0.271, SLG: 0.328 Gary Lavelle, S OBP: 0.125, SLG: 0.125 Randy Moffitt, R OBP: 0.222, SLG: 0.222			2-3 K		0-3 K			1-2 L5		2	0	0	0	0	2	3					
Inning Stats	R: 0 E: 2 K: 0 S: 6	H: 1 LOB: 1 BB: 0 P: 11	R: 0 E: 0 K: 0 S: 7	H: 0 LOB: 0 BB: 0 P: 10	R: 0 E: 0 K: 1 S: 5	H: 0 LOB: 0 BB: 0 P: 7	R: 2 E: 0 K: 2 S: 16	H: 4 LOB: 3 BB: 1 P: 23	R: 2 E: 1 K: 0 S: 10	H: 2 LOB: 0 BB: 0 P: 17	R: 0 E: 0 K: 1 S: 10	H: 0 LOB: 0 BB: 0 P: 15	R: 0 E: 0 K: 1 S: 8	H: 0 LOB: 0 BB: 0 P: 13	R: 2 E: 0 K: 0 S: 8	H: 2 LOB: 0 BB: 0 P: 10	1B: 5 2B: 3 3B: 0 HR: 2	SF: 0 SAC: 0 DP: 1 HBP: 0	WP: 0 PB: 0 SB: 0 CS: 0	PA: 34	
PITCHER	IP	WLS	BF	H	R	ER	SO	BB	IBB	HBP	BLK	WP	HR	S	P	ERA	WHIP				
Don Carrithers, R ERA: 4.29	5.0	L	23	7	4	4	3	0	0	0	0	0	0	18	28	0.00	0.000				
Steve Dunning, R ERA: 4.59	2.0		6	0	0	0	2	0	0	0	0	0	0	18	28	0.00	0.000				
Dale Murray, R ERA: 3.05	1.0		5	2	2	2	0	0	0	0	0	0	1	8	10	18.00	2.000				

Montreal Expos @ San Francisco Giants
Candlestick Park, San Francisco, CA
Fri Aug 20 1976, 10:05 PM EDT
Att: 2,319 - Unknown

AB	33
R	6
H	9
RBI	6
BB	1
SO	5
LOB	12




Batter	1	2	3	4	5	6	7	8	9	10	11	12	13	14	15	16	AB	R	H	RBI	BB	SO	LOB	TOP												
Jerry White, S OBP: 0.326, SLG: 0.318 (1, 7)	G6-4-3 BB		CS		1-B		BB	BB			FC1-6 SH BB		F9		G3		4	0	2	0	4	0	1													
Wayne Garrett, L OBP: 0.359, SLG: 0.307 (1, 4)	G6-4-3 BB		F8				F7	BB			SH FC1-6						4	0	1	0	3	1	3													
Bob Adams, R OBP: 0.325, SLG: 0.318 (1, 1)	G6-4-3		CS	L3			BB	L1			P4		K		6-3																					
Larry Parrish, R OBP: 0.286, SLG: 0.361 (1, 5)	L5			1-3 1B			K				FC1-6		FC1-6				8	1	3	0	0	1	4													
Tim Foli, R OBP: 0.276, SLG: 0.375 (1, 6)		L7		1-3 1B				1B			6-3						5	1	0	0	2	1	3													
Warren Cromarie, L OBP: 0.234, SLG: 0.229 (1, 9)				4-3			K										8	1	2	0	0	2	4													
Gary Carter, R OBP: 0.275, SLG: 0.315 (1, 2)		FC5-4 1B					F4										7	1	2	1	0	1	2													
Mike Jorgensen, L OBP: 0.349, SLG: 0.348 (7, 7)																	3	0	2	0	0	0	1													
Andre Thornton, R OBP: 0.320, SLG: 0.385 (8, 3)							FC1-6 1B				F7						3	0	0	0	1	0	4													
Steve Rogers, R OBP: 0.327, SLG: 0.111 (7, PH)				6-3			FC1-6 1B										2	0	0	0	0	1														
Jose Morales, R OBP: 0.309, SLG: 0.524 (7, 3)																	2	0	1	3	0	0	1													
Pete Mackanin, R OBP: 0.256, SLG: 0.342 (8, PR)																	0	0	0	0	0	0	0													
Del Unser, L OBP: 0.264, SLG: 0.346 (8, 8)																	2	0	0	0	0	0	0													
Inning Stats	R: 0 E: 0 K: 0 S: 6	H: 0 LOB: 1 BB: 2 P: 16	R: 0 E: 0 K: 0 S: 10	H: 1 LOB: 1 BB: 0 P: 16	R: 0 E: 0 K: 0 S: 5	H: 0 LOB: 0 BB: 1 P: 12	R: 0 E: 0 K: 0 S: 7	H: 1 LOB: 1 BB: 0 P: 9	R: 0 E: 0 K: 0 S: 7	H: 2 LOB: 2 BB: 0 P: 10	R: 0 E: 0 K: 2 S: 12	H: 1 LOB: 2 BB: 1 P: 23	R: 0 E: 0 K: 1 S: 13	H: 2 LOB: 3 BB: 1 P: 23	R: 4 E: 0 K: 1 S: 21	H: 4 LOB: 2 BB: 2 P: 35	R: 0 E: 0 K: 1 S: 6	H: 0 LOB: 0 BB: 0 P: 9	R: 0 E: 0 K: 0 S: 6	H: 0 LOB: 0 BB: 0 P: 11	R: 0 E: 0 K: 0 S: 6	H: 0 LOB: 0 BB: 0 P: 9	R: 0 E: 0 K: 0 S: 9	H: 0 LOB: 0 BB: 0 P: 17	R: 0 E: 0 K: 0 S: 9	H: 1 LOB: 0 BB: 0 P: 11	R: 0 E: 0 K: 1 S: 13	H: 1 LOB: 1 BB: 0 P: 17	R: 0 E: 0 K: 0 S: 6	H: 0 LOB: 2 BB: 2 P: 14	R: 0 E: 0 K: 1 S: 5	H: 0 LOB: 0 BB: 0 P: 7	1B: 13 2B: 1 3B: 0 HR: 0	SF: 0 SAC: 3 DP: 2 HBP: 0	WP: 0 PB: 0 SB: 3 CS: 1	PA: 70
PITCHER	IP 6.2	WLS 29	BF 7	H 0	R 0	ER 0	SO 2	BB 5	IBB 0	HBP 0	BLK 0	WP 0	HR 0	S 57	P 10	ERA 0.00	WHIP 1.800																			
John D'Acquisto, R ERA: 4.6 (1, 1)																																				
Charlie Williams, R ERA: 3.01 (7, 1)																																				
Gary Lavelle, L ERA: 2.87 (8, 1)																																				
Dave Heaverly, R ERA: 4.3 (11, 1)																																				
Randy Moffitt, R ERA: 2.48 (13, 1)																																				

Montreal Expos @ San Francisco Giants
Candlestick Park, San Francisco, CA
Sat Aug 21 1976, 6:33 AM EDT
Att: 3,647 - Unknown

livebaseballscorecards.com

AB 56
R 14
H 4
RBI 4
BB 10
SO 8
LOB 36



Batter	1	2	3	4	5	6	7	8	9	10	11	12	13	14	15	16	AB	R	H	RBI	BB	SO	LOB	BOTTOM				
Gary Thomasson, L OBP: 0.308, SLG: 0.405 (1, 8)	5-3 1B BB		4-3														5	2	1	0	1	2	0					
Randy Moffitt, R OBP: 0.290, SLG: 0.200 (13, 1)																	1	0	0	0	0	1	0					
Rob Dressler, R OBP: 0.172, SLG: 0.143 (16, 1)																	0	0	0	0	0	0	0					
Marty Perez, R OBP: 0.322, SLG: 0.327 (1, 4)	5-3		E5														3	0	0	0	0	0	1					
Ken Reitz, R OBP: 0.312, SLG: 0.353 (10, 5)																	3	0	2	0	0	0	0					
Gary Matthews, R OBP: 0.368, SLG: 0.425 (1, 7)	F4																7	1	2	0	0	2	3					
Bobby Murcer, L OBP: 0.349, SLG: 0.415 (1, 9)																	7	1	3	3	0	0	3					
Darrell Evans, L OBP: 0.325, SLG: 0.329 (1, 3)	4-3																4	0	1	0	0	0	2					
Larry Herndon, R OBP: 0.332, SLG: 0.361 (9, PR)																	3	1	1	1	0	0	0					
Chris Speier, R OBP: 0.310, SLG: 0.284 (1, 5)																	5	0	0	0	0	1	0					
Dave Rader, L OBP: 0.324, SLG: 0.332 (9, PR)																	4	0	1	1	0	0	0					
Mike Sadek, R OBP: 0.316, SLG: 0.254 (10, 2)																	2	0	0	0	0	1	0					
Johnnie LeMaster, R OBP: 0.245, SLG: 0.264 (1, 4)																	6	0	0	0	0	2	2					
John D'Acquisto, R ERA: 4.6 (1, 1)																	2	0	0	0	0	0	0					
Charlie Williams, R ERA: 3.01 (7, 1)																	1	0	0	0	0	0	1					
Gary Lavelle, L ERA: 2.87 (8, 1)																	0	0	0	0	0	0	0					
Glenn Adams, R ERA: 3.08 (15, PR)																	1	0	0	0	0	0	0					
Dave Heaverly, R ERA: 4.3 (11, 1)																	0	0	0	0	0	0	0					
Steve Wynn, R OBP: 0.289, SLG: 0.293 (10, PR)																	1	0	0	0	0	0	0					
Bruce Miller, R OBP: 0.229, SLG: 0.229 (15, 4)																	1	0	0	0	0	0	0					
Inning Stats	R: 1 E: 0 K: 0 S: 10	H: 1 LOB: 1 BB: 1 P: 18	R: 0 E: 0 K: 1 S: 5	H: 0 LOB: 0 BB: 0 P: 7	R: 0 E: 0 K: 1 S: 8	H: 0 LOB: 0 BB: 0 P: 10	R: 0 E: 0 K: 1 S: 8	H: 1 LOB: 1 BB: 0 P: 6	R: 0 E: 0 K: 0 S: 10	H: 0 LOB: 0 BB: 0 P: 15	R: 2 E: 0 K: 0 S: 6	H: 3 LOB: 1 BB: 0 P: 10	R: 0 E: 0 K: 0 S: 8	H: 2 LOB: 2 BB: 0 P: 11	R: 0 E: 0 K: 1 S: 8	H: 0 LOB: 0 BB: 0 P: 11	R: 0 E: 0 K: 2 S: 9	H: 0 LOB: 0 BB: 0 P: 13	R: 0 E: 0 K: 0 S: 4	H: 0 LOB: 0 BB: 0 P: 7	R: 0 E: 0 K: 1 S: 8	H: 0 LOB: 0 BB: 0 P: 9	R: 0 E: 0 K: 0 S: 9	H: 2 LOB: 1 BB: 0 P: 14	1B: 29 2B: 1 3B: 0 HR: 1	SF: 0 SAC: 2 DP: 1 HBP: 0	WP: 0 PB: 0 SB: 0 CS: 0	PA: 59
PITCHER	IP 6.0	WLS 4	BF 23	H 4	R 2	ER 2	SO 3	BB 1	IBB 0	HBP 0	BLK 0	WP 0	HR 0	S 45	P 7	ERA 3.00	WHIP 0.833											
Steve Rogers, R ERA: 3.46 (1, 1)																												
Chuck Taylor, R ERA: 3.2 (7, 1)																												
Dale Murray, R ERA: 3.08 (9, 1)																												
Joe Kerrigan, R ERA: 4.21 (11, 1)																												
Steve Dunning, R ERA: 4.46 (13, 1)																												

Montreal Expos @ San Francisco Giants
Candlestick Park, San Francisco, CA
Sat Aug 21 1976, 6:33 AM EDT
Att: 3,647 - Unknown

livebaseballscorecards.com

AB 56
R 11
H 5
RBI 5
BB 1
SO 9
LOB 12



Batter	1	2	3	4	5	6	7	8	9	AB	R	H	RBI	BB	SO	LOB	TOP								
Jerry White, S OBP: 0.327, SLG: 0.324 (1, 7)	2-2 BB 1B		1-1 F8		0-0 B5-3		2-2 FC6-4		2-2 8-4 2B	5	0	2	0	0	0	1	Montreal Expos @ San Francisco Giants Candlestick Park, San Francisco, CA Sun Aug 22 1976, 6:33 AM EDT Att: 5,126 - Unknown livebaseballscorecards.com								
Del Unser, L OBP: 0.266, SLG: 0.344 Dale Murray, R (7, 1)	1-2 F2		4-2 BB		4-1 BB		1-2 4-3		2-1 8-4	2	0	0	0	2	0	2									
Andre Thornton, R OBP: 0.319, SLG: 0.364 Chuck Taylor, R (9, 1)	4-1 BB		2-3 K		2-2 F5				1-0 HR 1B	3	1	1	0	1	1	2									
Wayne Garrett, L OBP: 0.360, SLG: 0.307 (1, 4)	1-2 BB		1-2 F2		0-0 F6				0-1 HR 1B	4	1	1	2	0	0	3									
Larry Parrish, R OBP: 0.286, SLG: 0.368 (1, 5)	2-2 F2		1-2 F3		1-0 4-3				0-1 4-3	4	0	1	0	0	0	2									
Warren Cromartie, L OBP: 0.235, SLG: 0.240 (1, 9)	0-0 F8				0-0 1B				0-1 4-3	2	0	0	0	1	0	1									
Mike Jorgensen, L OBP: 0.348, SLG: 0.346 Earl Williams, R OBP: 0.281, SLG: 0.366 (8, 3)	4-2 BB		0-0 F3		0-0 F7				0-1 1B	2	0	0	0	1	0	1									
Gary Carter, R OBP: 0.275, SLG: 0.314 (1, 2)	0-1 F5		2-3 K		0-2 L6				0-2 1B	4	1	1	0	0	1	3									
Pepe Frias, R OBP: 0.224, SLG: 0.239 Jose Morales, R OBP: 0.394, SLG: 0.528 Steve Rogers, R OBP: 0.127, SLG: 0.111 Tim Foli, R OBP: 0.275, SLG: 0.374 (7, 6)	0-3 K		0-2 5-3		3-2 1B				0-0 F5	2	0	0	0	0	1	2									
Woodie Fryman, R OBP: 0.140, SLG: 0.122 Ellis Valentine, R OBP: 0.332, SLG: 0.385 (7, 8)	1-3 K				0-1 6-3				2-1 4-3	2	0	0	0	0	1	1									
Inning Stats	R: 0 E: 0 K: 0 S: 11	H: 1 LOB: 2 BB: 1 P: 20	R: 0 E: 0 K: 2 S: 11	H: 0 LOB: 1 BB: 1 P: 16	R: 0 E: 0 K: 1 S: 15	H: 0 LOB: 1 BB: 1 P: 23	R: 0 E: 0 K: 1 S: 8	H: 1 LOB: 1 BB: 0 P: 11	R: 0 E: 0 K: 0 S: 7	H: 0 LOB: 0 BB: 0 P: 13	R: 0 E: 0 K: 0 S: 3	H: 0 LOB: 0 BB: 0 P: 4	R: 1 E: 0 K: 0 S: 19	H: 2 LOB: 1 BB: 0 P: 28	R: 2 E: 0 K: 0 S: 12	H: 3 LOB: 1 BB: 0 P: 13	R: 0 E: 0 K: 0 S: 7	H: 1 LOB: 0 BB: 0 P: 13	1B: 6 2B: 2 3B: 0 HR: 1	SF: 1 SAC: 0 DP: 1 HBP: 0	WP: 0 PB: 0 SB: 0 CS: 0	PA: 38			
PITCHER	IP WLS BF H R ER SO BB IBB HBP BLK WP HR S P ERA WHIP	7.0 W 31 6 3 3 4 4 0 0 0 0 1 77 119 3.86 1.429	2.0 W 7 2 0 0 0 0 0 0 0 0 0 16 22 0.00 1.000																						

Batter	1	2	3	4	5	6	7	8	9	AB	R	H	RBI	BB	SO	LOB	BOTTOM								
Larry Herndon, R OBP: 0.337, SLG: 0.368 (1, 8)	0-0 FC5-4 1B		2-2 5-3		2-3 K		2-0 2B		1-0 3-1 1B	5	1	3	1	0	1	0	Montreal Expos @ San Francisco Giants Candlestick Park, San Francisco, CA Sun Aug 22 1976, 6:33 AM EDT Att: 5,126 - Unknown livebaseballscorecards.com								
Johnnie LeMaster, R OBP: 0.232, SLG: 0.278 Gary Thomasson, L OBP: 0.300, SLG: 0.403 Marty Perez, R OBP: 0.321, SLG: 0.326 (8, 4)	0-1 FC5-4 HR		1-1 F7		3-2 F9		0-0 6-3		0-1 3-1	3	1	0	0	0	0	1									
Gary Matthews, R OBP: 0.368, SLG: 0.436 (1, 7)	3-2 HR		2-2 2B		2-3 K		3-0 5-3		2-2 1B	5	1	3	3	0	1	1									
Bobby Murcer, L OBP: 0.349, SLG: 0.412 (1, 9)	0-0 4-3		3-1 F6		1-2 F9				4-2 G6-3 1B	3	0	0	0	1	0	1									
Ken Reitz, R OBP: 0.318, SLG: 0.357 (1, 5)	1-1 1B		0-0 1B		4-2 BB		1-0 BB		1-2 G6-3 1B	3	0	3	0	1	0	0									
Chris Speier, R OBP: 0.312, SLG: 0.285 (8, 6)	1-1 F6		0-0 G5-4-3 1B		4-1 BB		1-2 BB		0-2 G6-3	3	0	1	0	1	0	3									
Darrell Evans, L OBP: 0.325, SLG: 0.326 (1, 3)	1-3 K		0-0 F3		3-2 G3				4-0 IBB	3	0	0	0	1	1	4									
Mike Sadek, R OBP: 0.304, SLG: 0.243 Dave Rader, L OBP: 0.323, SLG: 0.330 (8, 2)	0-0 F9		0-1 G5-4-3		0-1 G5-4-3		3-2 E3 2B		2-0 F7	3	1	0	0	0	0	2									
John Montefusco, R OBP: 0.162, SLG: 0.113 Gary Lavelle, S OBP: 0.125, SLG: 0.125 Glenn Adams, L OBP: 0.262, SLG: 0.317 (9, 1)	2-3 K		0-0 F4		1-2 SH1-4				0-0 F7	2	0	0	0	0	1	0									
Inning Stats	R: 2 E: 0 K: 0 S: 12	H: 3 LOB: 1 BB: 0 P: 17	R: 0 E: 0 K: 2 S: 7	H: 0 LOB: 0 BB: 0 P: 10	R: 0 E: 0 K: 0 S: 12	H: 1 LOB: 1 BB: 0 P: 20	R: 0 E: 0 K: 0 S: 5	H: 2 LOB: 1 BB: 0 P: 5	R: 0 E: 0 K: 1 S: 7	H: 0 LOB: 0 BB: 0 P: 12	R: 0 E: 0 K: 1 S: 15	H: 0 LOB: 2 BB: 2 P: 29	R: 1 E: 1 K: 0 S: 9	H: 1 LOB: 1 BB: 0 P: 18	R: 0 E: 0 K: 0 S: 9	H: 1 LOB: 2 BB: 2 P: 20		R: 1 E: 0 K: 0 S: 7	H: 2 LOB: 1 BB: 0 P: 10	1B: 7 2B: 2 3B: 0 HR: 1	SF: 0 SAC: 1 DP: 2 HBP: 0	WP: 0 PB: 0 SB: 1 CS: 0	PA: 39		
PITCHER	IP WLS BF H R ER SO BB IBB HBP BLK WP HR S P ERA WHIP	6.0 L 25 6 2 2 4 2 0 0 0 0 0 18 38 0.00 1.500	2.0 L 4 2 1 1 0 0 0 0 0 0 0 7 10 13.50 3.000																						



Batter	1	2	3	4	5	6	7	8	9	AB	R	H	RBI	BB	SO	LOB	TOP					
Bombo Rivera, R OBP: 0.328, SLG: 0.432 (1, 7)	F9		5-3		F8		4-3		0-0	5	0	1	0	0	0	0	Montreal Expos @ Los Angeles Dodgers Dodger Stadium, Los Angeles, CA Mon Aug 23 1976, 7:05 PM PDT Att: 16,508 - Unknown					
Wayne Garrett, L OBP: 0.358, SLG: 0.305 (1, 4)	F5			FC5-4 1B	3-1		1-3		2-3 4-3 1B	5	0	1	0	0	0	2						
Ellis Valentine, R OBP: 0.335, SLG: 0.387 (1, 8)				FC5-4 2B 1-2 5-3		SH2-4 1B FC5	K			4	2	2	0	0	1	1						
Larry Parrish, R OBP: 0.288, SLG: 0.372 (1, 5)	F8			2-0 1B		FC5 SH2-4 1B			5-3	4	1	2	0	0	0	1						
Gary Carter, R OBP: 0.272, SLG: 0.310 (1, 9)		6-3		5-3		SH2-4			L8	3	0	0	1	0	0	1						
Earl Williams, R OBP: 0.284, SLG: 0.363 (1, 3)	5-3			3-H 4-1 1B BB		4-0 E IBB			L5	2	0	0	0	2	0	0						
Barry Foote, R OBP: 0.253, SLG: 0.338 Jerry White, S OBP: 0.362, SLG: 0.524 (6, 7)	F7			1-2 2-H 1B		FC5			G3	3	0	1	2	0	0	2						
Pepe Frias, R OBP: 0.218, SLG: 0.233 Jose Morales, R OBP: 0.362, SLG: 0.524 Tim Foli, R OBP: 0.275, SLG: 0.373 (6, 6)			1-3	F7		1-2 2-3 3-H 2-2 F3			5-3	2	0	0	0	0	0	2						
Don Stanhouse, R OBP: 0.318, SLG: 0.275 Chuck Taylor, R (6, 1)						4-3				3	0	0	0	0	2	3						
Andre Thornton, R OBP: 0.321, SLG: 0.371 (9, PH)			K		K				1B 2B	1	0	1	0	0	0	0						
Inning Stats	R: 0 E: 0 K: 0 S: 11	H: 1 LOB: 1 BB: 0 P: 14	R: 0 E: 0 K: 0 S: 9	H: 0 LOB: 0 BB: 0 P: 17	R: 0 E: 0 K: 1 S: 5	H: 0 LOB: 0 BB: 0 P: 6	R: 2 E: 0 K: 0 S: 13	H: 3 LOB: 2 BB: 1 P: 26	R: 0 E: 0 K: 1 S: 6	H: 0 LOB: 0 BB: 0 P: 10	R: 1 E: 0 K: 0 S: 11	H: 2 LOB: 3 BB: 1 P: 20	R: 0 E: 0 K: 1 S: 7	H: 0 LOB: 0 BB: 0 P: 9	R: 0 E: 0 K: 0 S: 3	H: 0 LOB: 0 BB: 0 P: 4	R: 0 E: 0 K: 0 S: 7	H: 2 LOB: 2 BB: 0 P: 10	1B: 6 2B: 2 3B: 0 HR: 0	SF: 0 SAC: 1 DP: 0 HBP: 0	WP: 0 PB: 0 SB: 0 CS: 0	PA: 38
PITCHER Tommy John, L ERA: 3.19 (1, 1)	IP: 9.0 WLS: W BF: 38 H: 8 R: 3 ER: 3 SO: 3	IP: 0 WLS: 0 BF: 0 H: 0 R: 0 ER: 0 SO: 0	IP: 0 WLS: 0 BF: 0 H: 0 R: 0 ER: 0 SO: 0	IP: 0 WLS: 0 BF: 0 H: 0 R: 0 ER: 0 SO: 0	IP: 0 WLS: 0 BF: 0 H: 0 R: 0 ER: 0 SO: 0	IP: 0 WLS: 0 BF: 0 H: 0 R: 0 ER: 0 SO: 0	IP: 0 WLS: 0 BF: 0 H: 0 R: 0 ER: 0 SO: 0	IP: 0 WLS: 0 BF: 0 H: 0 R: 0 ER: 0 SO: 0	IP: 0 WLS: 0 BF: 0 H: 0 R: 0 ER: 0 SO: 0	IP: 0 WLS: 0 BF: 0 H: 0 R: 0 ER: 0 SO: 0	IP: 0 WLS: 0 BF: 0 H: 0 R: 0 ER: 0 SO: 0	IP: 0 WLS: 0 BF: 0 H: 0 R: 0 ER: 0 SO: 0	IP: 0 WLS: 0 BF: 0 H: 0 R: 0 ER: 0 SO: 0	IP: 0 WLS: 0 BF: 0 H: 0 R: 0 ER: 0 SO: 0	IP: 0 WLS: 0 BF: 0 H: 0 R: 0 ER: 0 SO: 0	IP: 0 WLS: 0 BF: 0 H: 0 R: 0 ER: 0 SO: 0	IP: 0 WLS: 0 BF: 0 H: 0 R: 0 ER: 0 SO: 0	ERA: 3.00 WHIP: 1.000	ERA: 3.00 WHIP: 1.000			

AB	35
R	3
H	8
RBI	3
BB	2
SO	3
LOB	15



Batter	1	2	3	4	5	6	7	8	9	AB	R	H	RBI	BB	SO	LOB	BOTTOM			
Davey Lopes, R OBP: 0.300, SLG: 0.316 (1, 4)	4-3		6-3		4-3	K				4	0	0	0	0	1	3	Montreal Expos @ Los Angeles Dodgers Dodger Stadium, Los Angeles, CA Mon Aug 23 1976, 7:05 PM PDT Att: 16,508 - Unknown			
Bill Buckner, L OBP: 0.332, SLG: 0.395 (1, 7)	6-3		F9			HR 1B	3-1 1B			4	1	2	1	0	0	0				
Leron Lee, L OBP: 0.194, SLG: 0.206 (1, 9)	4-3		6-3			F6	3-1			4	0	0	0	0	0	1				
Steve Garvey, R OBP: 0.347, SLG: 0.423 (1, 3)		4-2 1B BB		6-3		1B 2B	K			3	2	1	0	1	1	1				
Ron Cey, R OBP: 0.385, SLG: 0.478 (1, 5)		F8		F9		1B IBB				2	1	0	0	2	0	1				
Bill Russell, R OBP: 0.328, SLG: 0.382 (1, 6)		1B SF7 1B		5-3		1B 1B	F7			4	2	2	1	0	0	2				
Jim Lyttle, L OBP: 0.362, SLG: 0.400 (1, 8)		1-3 2-H 1B			4-3	SH3 1B IBB			F8	3	0	1	1	1	0	0				
Steve Yeager, R OBP: 0.289, SLG: 0.367 (1, 2)		SF7				SH1-4 1B			6-3	3	0	2	3	0	0	0				
Tommy John, R OBP: 0.137, SLG: 0.122 (1, 1)		3-H 4-3			SH1-4 1B	SH3 1B			F9	2	0	0	0	0	0	1				
Inning Stats	R: 0 E: 0 K: 0 S: 5	H: 0 LOB: 0 BB: 0 P: 8	R: 2 E: 0 K: 0 S: 9	H: 2 LOB: 1 BB: 1 P: 19	R: 0 E: 0 K: 0 S: 9	H: 0 LOB: 0 BB: 0 P: 13	R: 0 E: 0 K: 0 S: 6	H: 0 LOB: 0 BB: 0 P: 12	R: 0 E: 0 K: 0 S: 8	H: 1 LOB: 1 BB: 0 P: 11	R: 4 E: 0 K: 1 S: 13	H: 4 LOB: 2 BB: 2 P: 28	R: 0 E: 0 K: 1 S: 8	H: 1 LOB: 1 BB: 1 P: 17	R: 0 E: 0 K: 0 S: 5	H: 0 LOB: 0 BB: 0 P: 5		1B: 6 2B: 1 3B: 0 HR: 1	SF: 1 SAC: 2 DP: 0 HBP: 0	WP: 0 PB: 0 SB: 0 CS: 0
PITCHER Don Stanhouse, R ERA: 3.35 Chuck Taylor, R ERA: 3.13 (6, 1)	IP: 5.1 WLS: L BF: 26 H: 7 R: 6 ER: 6 SO: 2	IP: 0 WLS: 0 BF: 0 H: 0 R: 0 ER: 0 SO: 0	IP: 0 WLS: 0 BF: 0 H: 0 R: 0 ER: 0 SO: 0	IP: 0 WLS: 0 BF: 0 H: 0 R: 0 ER: 0 SO: 0	IP: 0 WLS: 0 BF: 0 H: 0 R: 0 ER: 0 SO: 0	IP: 0 WLS: 0 BF: 0 H: 0 R: 0 ER: 0 SO: 0	IP: 0 WLS: 0 BF: 0 H: 0 R: 0 ER: 0 SO: 0	IP: 0 WLS: 0 BF: 0 H: 0 R: 0 ER: 0 SO: 0	IP: 0 WLS: 0 BF: 0 H: 0 R: 0 ER: 0 SO: 0	IP: 0 WLS: 0 BF: 0 H: 0 R: 0 ER: 0 SO: 0	IP: 0 WLS: 0 BF: 0 H: 0 R: 0 ER: 0 SO: 0	IP: 0 WLS: 0 BF: 0 H: 0 R: 0 ER: 0 SO: 0	IP: 0 WLS: 0 BF: 0 H: 0 R: 0 ER: 0 SO: 0	IP: 0 WLS: 0 BF: 0 H: 0 R: 0 ER: 0 SO: 0	IP: 0 WLS: 0 BF: 0 H: 0 R: 0 ER: 0 SO: 0	IP: 0 WLS: 0 BF: 0 H: 0 R: 0 ER: 0 SO: 0	IP: 0 WLS: 0 BF: 0 H: 0 R: 0 ER: 0 SO: 0	ERA: 3.00 WHIP: 1.500	ERA: 3.00 WHIP: 1.500	

AB	29
R	6
H	8
RBI	6
BB	4
SO	2
LOB	9



Batter	1	2	3	4	5	6	7	8	9	AB	R	H	RBI	BB	SO	LOB	TOP					
Jerry White, S OBP: 0.329, SLG: 0.325 Clay Kirby, R OBP: 0.105, SLG: 0.111	0-2 E S 1B		0-3 K		1-3 K		0-0 FC4-6 1B			4	0	2	0	0	2	0						
Wayne Garrett, L OBP: 0.357, SLG: 0.305	2-2 P7 1-3		2-1 1B		2-1 F7		1-0 FC4-6 1-2			4	0	1	0	0	0	2						
Ellis Valentine, R OBP: 0.329, SLG: 0.379	3-2 FC5		1-2 F9		1-2 5-3			2-0 6-3		4	0	0	0	0	0	2						
Larry Parrish, R OBP: 0.285, SLG: 0.368	3-3 2-2 F3 1-2		2-3 K			1-3 K		0-3 K		4	0	0	0	0	3	3						
Gary Carter, R OBP: 0.275, SLG: 0.310	4-1 BB			1-1 F8		0-1 F8		3-1 1B		3	0	1	0	1	0	0						
Del Unser, L OBP: 0.269, SLG: 0.346	1-3 K			0-1 2B 1B		0-0 1B		2-1 F7		4	0	2	0	0	1	4						
Mike Jorgensen, L OBP: 0.347, SLG: 0.348		1-0 6-3		0-0 2B 1-3		3-2 F9		0-0 P4		4	0	1	0	0	0	1						
Pepe Frias, R OBP: 0.210, SLG: 0.224 Warren Cromartie, L OBP: 0.231, SLG: 0.235		1-2 4-3		0-2 F5			1-0 6-3	0-1 4-3		3	0	0	0	0	0	2						
Don Carrithers, R OBP: 0.291, SLG: 0.152 Joe Kerrigan, R OBP: 0.325, SLG: 0.359 Steve Dunning, R OBP: 0.182, SLG: 0.182 Jose Morales, R OBP: 0.356, SLG: 0.516		0-3 K		1-1 6-3			0-1 4-3	0-0 F9		1	0	0	0	0	1	0						
Inning Stats	R: 0 E: 1 K: 1 S: 19	H: 1 LOB: 3 BB: 1 P: 31	R: 0 E: 0 K: 1 S: 7	H: 0 LOB: 0 BB: 0 P: 9	R: 0 E: 0 K: 2 S: 12	H: 1 LOB: 1 BB: 0 P: 17	R: 0 E: 0 K: 0 S: 10	H: 2 LOB: 2 BB: 0 P: 12	R: 0 E: 0 K: 1 S: 9	H: 0 LOB: 0 BB: 0 P: 13	R: 0 E: 0 K: 1 S: 10	H: 1 LOB: 1 BB: 0 P: 14	R: 0 E: 0 K: 0 S: 5	H: 1 LOB: 1 BB: 0 P: 7	R: 0 E: 0 K: 1 S: 8	H: 1 LOB: 1 BB: 0 P: 15	R: 0 E: 0 K: 0 S: 4	H: 0 LOB: 0 BB: 0 P: 4	1B: 6 2B: 1 3B: 0 HR: 0	SF: 0 SAC: 0 DP: 0 HBP: 0	WP: 0 PB: 0 SB: 2 CS: 0	PA: 36
PITCHER Burt Hooton, R ERA: 3.74	IP: 9.0 WLS: W BF: 36 H: 7 R: 0 ER: 0 SO: 7 BB: 1 IBB: 0 HBP: 0 BLK: 0 WP: 0 HR: 0 S: 84 P: 122 ERA: 0.00 WHIP: 0.889											PITCHER	IP: WLS: BF: H: R: ER: SO: BB: IBB: HBP: BLK: WP: HR: S: P: ERA: WHIP:									

Montreal Expos @ Los Angeles Dodgers
Dodger Stadium, Los Angeles, CA
Tue Aug 24 1976, 7:05 PM PDT
Att: 18,846 - Unknown

AB	35
R	0
H	7
RBI	0
BB	1
SO	7
LOB	16



Batter	1	2	3	4	5	6	7	8	9	AB	R	H	RBI	BB	SO	LOB	BOTTOM			
Davey Lopes, R OBP: 0.305, SLG: 0.320	4-0 4-3 S SF8 BB		3-1 SH BB SF9 1B	2-3 K			2-2 1B			3	2	2	0	1	1	0				
Bill Buckner, L OBP: 0.331, SLG: 0.392	2-0 4-3 1-3		1 SAFE 1 SAFE 1 SAFE SF9 SH WP BB	0-1 3-1			1-1 F8			3	1	0	0	1	0	2				
Bill Russell, R OBP: 0.328, SLG: 0.383	0-0 SF8 3-H		0-0 SH WP BB 1B 1-2 2-3		1-0 1B		1-0 P6			2	1	1	1	0	0	1				
Steve Garvey, R OBP: 0.345, SLG: 0.421	1-1 6-3		3-2 SF9		1-2 5-3			1-3 K		3	0	0	1	0	1	0				
Ron Cey, R OBP: 0.396, SLG: 0.484		1-1 HR	4-0 WP 1B BB		3-1 6-3			2-1 P6		3	2	1	1	1	0	0				
Jim Lytle, L OBP: 0.351, SLG: 0.387		3-1 4-3	2-3 K			3-2 6-3		2-2 P6		4	0	0	0	0	1	2				
Dusty Baker Jr., R OBP: 0.302, SLG: 0.310		1-0 5-3				3-2 4-3				3	0	1	2	0	0	0				
Steve Yeager, R OBP: 0.289, SLG: 0.365		4-0 BB	2-3 3-H P5			0-0 F4				2	0	0	0	1	0	1				
Burt Hooton, R OBP: 0.167, SLG: 0.122		0-3 K			0-1 5-3			1-1 F5		3	0	0	0	0	1	1				
Inning Stats	R: 1 E: 0 K: 0 S: 4	H: 0 LOB: 0 BB: 1 P: 11	R: 1 E: 0 K: 1 S: 9	H: 1 LOB: 1 BB: 1 P: 18	R: 4 E: 1 K: 1 S: 16	H: 2 LOB: 1 BB: 2 P: 36	R: 0 E: 0 K: 1 S: 7	H: 0 LOB: 0 BB: 0 P: 9	R: 0 E: 0 K: 0 S: 6	H: 1 LOB: 0 BB: 0 P: 11	R: 0 E: 0 K: 0 S: 7	H: 0 LOB: 0 BB: 0 P: 13	R: 0 E: 0 K: 0 S: 8	H: 1 LOB: 1 BB: 0 P: 13	R: 0 E: 0 K: 1 S: 8	H: 0 LOB: 0 BB: 0 P: 13	1B: 4 2B: 0 3B: 0 HR: 1	SF: 2 SAC: 1 DP: 0 HBP: 0	WP: 1 PB: 0 SB: 1 CS: 0	PA: 33
PITCHER Don Carrithers, R ERA: 4.42 Joe Kerrigan, R ERA: 4.15 Steve Dunning, R ERA: 4.27 Clay Kirby, R ERA: 5.71	IP: 2.2 WLS: L BF: 16 H: 3 R: 6 ER: 3 SO: 2 BB: 4 IBB: 0 HBP: 0 BLK: 0 WP: 1 HR: 1 S: 28 P: 63 ERA: 10.12 WHIP: 2.625											PITCHER	IP: WLS: BF: H: R: ER: SO: BB: IBB: HBP: BLK: WP: HR: S: P: ERA: WHIP:							

Montreal Expos @ Los Angeles Dodgers
Dodger Stadium, Los Angeles, CA
Tue Aug 24 1976, 7:05 PM PDT
Att: 18,846 - Unknown

AB	26
R	6
H	5
RBI	5
BB	4
SO	4
LOB	7



Batter	1	2	3	4	5	6	7	8	9	AB	R	H	RBI	BB	SO	LOB	TOP					
Ellis Valentine, R (1, 8) OBP: 0.332, SLG: 0.394	3-2 HR	4-1 FC6-4 BB		2-3 K			0-0 5-3			3	1	1	1	1	1	1						
Bombo Rivera, R (1, 7) OBP: 0.325, SLG: 0.426	1-2 1-3	2-1 FC6-4			0-0 5-3			1-2 FC5 2-3 1B		4	0	1	0	0	0	3						
Gary Carter, R (1, 9) OBP: 0.275, SLG: 0.313	3-2 2B		2-1 F9		0-1 5-3			1 SAFE 1 SAFE 2-3 K		4	0	1	0	0	1	1						
Larry Parrish, R (1, 5) OBP: 0.283, SLG: 0.365	0-0 6-3		0-2 F3		1-1 6-3			1-0 2-3 1-2		4	0	0	0	0	2							
Tim Foli, R (1, 6) OBP: 0.274, SLG: 0.372	0-1 6-3		0-2 E S 1B		0-0 6-3			0-1 FC5 2-3		4	0	1	0	0	2							
Barry Foote, R (1, 2) OBP: 0.253, SLG: 0.337		1-0 1B	0-2 F7		0-1 6-3			0-0 5-3		4	0	1	0	0	1							
Earl Williams, R (1, 3) OBP: 0.283, SLG: 0.359		3-3 K		4-1 SH1-4 BB		1-2 F4		2-1 1-3		3	0	0	0	1	1	0						
Pete Mackanin, R (1, 4) OBP: 0.256, SLG: 0.340		0-0 1B		0-0 F3			2-3 K		0-1 6-3	4	0	1	0	0	1	1						
Steve Rogers, R (1, 1) OBP: 0.140, SLG: 0.125		1-0 1B		1-0 SH1-4		1-1 L4				2	0	1	0	0	0	0						
Inning Stats	R: 1 E: 0 K: 0 S: 13	H: 2 LOB: 1 BB: 0 P: 20	R: 0 E: 0 K: 1 S: 9	H: 3 LOB: 3 BB: 1 P: 20	R: 0 E: 0 K: 0 S: 11	H: 1 LOB: 1 BB: 0 P: 13	R: 0 E: 0 K: 1 S: 6	H: 0 LOB: 0 BB: 0 P: 13	R: 0 E: 0 K: 0 S: 5	H: 0 LOB: 0 BB: 0 P: 6	R: 0 E: 0 K: 0 S: 6	H: 0 LOB: 0 BB: 0 P: 7	R: 0 E: 0 K: 1 S: 6	H: 0 LOB: 0 BB: 0 P: 9	R: 0 E: 0 K: 1 S: 10	H: 1 LOB: 1 BB: 0 P: 14	R: 0 E: 0 K: 0 S: 5	H: 0 LOB: 0 BB: 0 P: 7	1B: 5 2B: 1 3B: 0 HR: 1	SF: 0 SAC: 1 DP: 0 HBP: 0	WP: 0 PB: 0 SB: 1 CS: 1	PA: 35
PITCHER Doug Rau, L (1, 1) ERA: 2.71	IP: 9.0 WLS: W BF: 35 H: 7 R: 1 ER: 1 SO: 4 BB: 2 IBB: 0 HBP: 0 BLK: 0 WP: 0 HR: 1 S: 71 P: 109 ERA: 1.00 WHIP: 1.000															PITCHER	IP: 9.0 WLS: W BF: 35 H: 7 R: 1 ER: 1 SO: 4 BB: 2 IBB: 0 HBP: 0 BLK: 0 WP: 0 HR: 1 S: 71 P: 109 ERA: 1.00 WHIP: 1.000					

Montreal Expos @ Los Angeles Dodgers
Dodger Stadium, Los Angeles, CA
Wed Aug 25 1976, 7:05 PM PDT
Att: 18,738 - Unknown

AB	32
R	1
H	7
RBI	1
BB	2
SO	4
LOB	11





Batter	1	2	3	4	5	6	7	8	9	AB	R	H	RBI	BB	SO	LOB	BOTTOM			
Davey Lopes, R (1, 4) OBP: 0.307, SLG: 0.318	1-3 K			4-2 S 1B BB		4-1 4-3 BB		0-0 4-3		2	1	0	0	2	1	0				
Bill Buckner, L (1, 7) OBP: 0.335, SLG: 0.394	1-1 1B			1-2 G4-6-3 1-H 1B		1-1 4-3		4-1 1-2 BB		3	0	2	1	1	0	1				
Reggie Smith, S (1, 9) OBP: 0.301, SLG: 0.434	2-3 K			0-3 K		1-3 K		2-0 F5		1	0	0	0	0	1	0				
Leron Lee, L (3, 9) OBP: 0.184, SLG: 0.194										2	0	0	0	0	2	2				
Dusty Baker Jr., R (8, 9) OBP: 0.301, SLG: 0.309										1	0	0	0	0	0	1				
Steve Garvey, R (1, 3) OBP: 0.344, SLG: 0.420		0-0 G5-4-3 1B		1-1 G4-6-3 1-2		1-1 6-3				3	0	1	0	0	0	2				
Ron Cey, R (1, 5) OBP: 0.385, SLG: 0.483		1-1 G5-4-3 1-2			0-1 1B 1B		2-1 6-3			3	1	1	0	0	0	1				
Bill Russell, R (1, 6) OBP: 0.328, SLG: 0.382		0-0 4-3			0-2 1B 1B		1-2 6-3			3	1	1	0	0	0	0				
Jim Lyttle, L (1, 8) OBP: 0.358, SLG: 0.388			3-3 K		1-1 G1-4-3 1B		4-2 BB			2	0	1	2	1	1	0				
Steve Yeager, R (1, 2) OBP: 0.287, SLG: 0.362			0-1 6-3		2-H 3-H F7		3-3 K			3	0	0	0	0	1	2				
Doug Rau, L (1, 1) OBP: 0.263, SLG: 0.163			1-3 K		0-1 G1-4-3 1-2		0-0 L6			3	0	0	0	0	1	1				
Inning Stats	R: 0 E: 0 K: 2 S: 9	H: 1 LOB: 0 BB: 0 P: 13	R: 0 E: 0 K: 0 S: 4	H: 1 LOB: 0 BB: 0 P: 5	R: 0 E: 0 K: 2 S: 10	H: 0 LOB: 0 BB: 0 P: 14	R: 1 E: 0 K: 1 S: 10	H: 1 LOB: 0 BB: 1 P: 16	R: 2 E: 0 K: 0 S: 11	H: 3 LOB: 0 BB: 0 P: 15	R: 0 E: 0 K: 1 S: 8	H: 0 LOB: 1 BB: 1 P: 15	R: 0 E: 0 K: 1 S: 11	H: 0 LOB: 0 BB: 1 P: 21	R: 0 E: 0 K: 0 S: 4	H: 0 LOB: 1 BB: 1 P: 10	1B: 6 2B: 0 3B: 0 HR: 0	SF: 0 SAC: 0 DP: 3 HBP: 0	WP: 0 PB: 0 SB: 1 CS: 0	PA: 30
PITCHER Steve Rogers, R (1, 1) ERA: 3.48	IP: 8.0 WLS: L BF: 30 H: 6 R: 3 ER: 3 SO: 7 BB: 4 IBB: 0 HBP: 0 BLK: 0 WP: 0 HR: 0 S: 67 P: 109 ERA: 3.38 WHIP: 1.250															PITCHER	IP: 8.0 WLS: L BF: 30 H: 6 R: 3 ER: 3 SO: 7 BB: 4 IBB: 0 HBP: 0 BLK: 0 WP: 0 HR: 0 S: 67 P: 109 ERA: 3.38 WHIP: 1.250			


Montreal Expos @ Los Angeles Dodgers
Dodger Stadium, Los Angeles, CA
Wed Aug 25 1976, 7:05 PM PDT
Att: 18,738 - Unknown


AB	26
R	3
H	6
RBI	3
BB	4
SO	7
LOB	10



Batter	1	2	3	4	5	6	7	8	9	AB	R	H	RBI	BB	SO	LOB	TOP					
Ellis Valentine, R OBP: 0.330, SLG: 0.391	L8			G1-4-3 1B		1-3			K	4	0	1	0	0	1	2	Montreal Expos @ San Diego Padres San Diego Stadium, San Diego, CA Fri Aug 27 1976, 10:05 PM EDT Att: 21,301 - Unknown AB 28 R 0 H 6 RBI 0 BB 1 SO 1 LOB 12 					
Bombo Rivera, R OBP: 0.323, SLG: 0.420	F8			G1-4-3 1-2f		5-3			G6-4-3 1B	4	0	1	0	0	0	3						
Gary Carter, R OBP: 0.271, SLG: 0.308	6-3			5-3			1-3		G6-4-3 1-2f	4	0	0	0	0	0	1						
Larry Parrish, R OBP: 0.285, SLG: 0.367				FC5-4 1B		5-3			FC6-4 1B	3	0	2	0	0	0	0						
Tim Foli, R OBP: 0.273, SLG: 0.369				FC5-4 G4-6-3 1-2f		5-3			FC6-4 FC6-4 1-2f	3	0	0	0	0	0	2						
Barry Foote, R OBP: 0.250, SLG: 0.333				G4-6-3 1-2f		L5			FC6-4 1-2f	3	0	0	0	0	0	2						
Andre Thornton, R OBP: 0.324, SLG: 0.373									SH2-4 BB 1B	3	0	2	0	0	0	0						
Pete Mackanin, R OBP: 0.256, SLG: 0.338				1-3					SH2-4 BB 1-2	2	0	0	0	1	0	1						
Woodie Fryman, R OBP: 0.137, SLG: 0.120				1-3					SH2-4	1	0	0	0	0	0	0						
Jose Morales, R (8, PH) OBP: 0.353, SLG: 0.512									G3-6-1	1	0	0	0	0	0	1						
Dale Murray, R (8, 1)									1-2 2-3	0	0	0	0	0	0	0						
Inning Stats	R: 0 E: 0 K: 0 S: 7	H: 0 LOB: 0 BB: 0 P: 11	R: 0 E: 0 K: 0 S: 5	H: 1 LOB: 0 BB: 0 P: 6	R: 0 E: 0 K: 0 S: 8	H: 0 LOB: 0 BB: 0 P: 14	R: 0 E: 0 K: 0 S: 5	H: 1 LOB: 0 BB: 0 P: 7	R: 0 E: 0 K: 0 S: 4	H: 0 LOB: 0 BB: 0 P: 9	R: 0 E: 0 K: 0 S: 7	H: 1 LOB: 2 BB: 1 P: 13	R: 0 E: 0 K: 0 S: 9	H: 1 LOB: 0 BB: 0 P: 12	R: 0 E: 0 K: 0 S: 6	H: 1 LOB: 0 BB: 0 P: 9	R: 0 E: 0 K: 1 S: 8	H: 1 LOB: 0 BB: 0 P: 11	1B: 6 2B: 0 3B: 0 HR: 0	SF: 0 SAC: 1 DP: 4 HBP: 0	WP: 0 PB: 0 SB: 0 CS: 0	PA: 30
PITCHER Randy Jones, L ERA: 2.63	IP: 9.0 WLS: W BF: 30 H: 6 R: 0 ER: 0 SO: 1 BB: 1 IBB: 0 HBP: 0 BLK: 0 WP: 0 HR: 0 S: 59 P: 92 ERA: 0.00 WHIP: 0.778															PITCHER						

Batter	1	2	3	4	5	6	7	8	9	AB	R	H	RBI	BB	SO	LOB	BOTTOM					
Enzo Hernandez, R OBP: 0.321, SLG: 0.318	6-3									4	0	0	0	0	0	1	Montreal Expos @ San Diego Padres San Diego Stadium, San Diego, CA Fri Aug 27 1976, 10:05 PM EDT Att: 21,301 - Unknown AB 29 R 2 H 5 RBI 2 BB 2 SO 3 LOB 11 					
Tito Fuentes, S OBP: 0.310, SLG: 0.336	5-3									4	0	0	0	0	0	2						
Willie Davis, L OBP: 0.297, SLG: 0.390	P5									4	0	0	0	0	0	0						
Dave Winfield, R OBP: 0.362, SLG: 0.432										3	1	1	0	1	1	0						
Mike Ivie, R OBP: 0.353, SLG: 0.416										4	1	2	1	0	0	1						
Fred Kendall, R OBP: 0.306, SLG: 0.307										3	0	1	1	0	0	2						
Doug Rader, R OBP: 0.320, SLG: 0.348										3	0	0	0	0	1	3						
Luis Melendez, R OBP: 0.258, SLG: 0.276										2	0	1	0	1	0	0						
Randy Jones, R OBP: 0.087, SLG: 0.045										2	0	0	0	0	1	2						
Inning Stats	R: 0 E: 0 K: 0 S: 8	H: 0 LOB: 0 BB: 0 P: 15	R: 0 E: 0 K: 1 S: 13	H: 1 LOB: 1 BB: 0 P: 17	R: 0 E: 0 K: 0 S: 8	H: 1 LOB: 1 BB: 0 P: 14	R: 2 E: 0 K: 2 S: 14	H: 3 LOB: 2 BB: 1 P: 24	R: 0 E: 0 K: 0 S: 4	H: 0 LOB: 1 BB: 1 P: 8	R: 0 E: 0 K: 0 S: 5	H: 0 LOB: 1 BB: 1 P: 12	R: 0 E: 1 K: 0 S: 9	H: 0 LOB: 1 BB: 0 P: 11	R: 0 E: 0 K: 0 S: 5	H: 0 LOB: 0 BB: 0 P: 9	R: 0 E: 0 K: 0 S: 8	H: 0 LOB: 0 BB: 0 P: 11	1B: 3 2B: 2 3B: 0 HR: 0	SF: 0 SAC: 1 DP: 0 HBP: 0	WP: 0 PB: 0 SB: 0 CS: 0	PA: 32
PITCHER Woodie Fryman, L ERA: 3.47 Dale Murray, R ERA: 2.95	IP: 7.0 WLS: L BF: 29 H: 5 R: 2 ER: 2 SO: 3 BB: 1 IBB: 1 HBP: 0 BLK: 0 WP: 0 HR: 0 S: 61 P: 101 ERA: 2.57 WHIP: 0.857															PITCHER						

Batter	1	2	3	4	5	6	7	8	9	AB	R	H	RBI	BB	SO	LOB	TOP			
Jerry White, S OBP: 0.326, SLG: 0.323 (1, 7)	2-2 4-3		1-1 6-3			0-3 K	1-2 1B		0-3 K	5	0	1	1	0	2	1	Montreal Expos @ San Diego Padres San Diego Stadium, San Diego, CA Sat Aug 28 1976, 10:05 PM EDT Att: 10,545 - Unknown livebaseballscorecards.com 			
Wayne Garrett, L OBP: 0.358, SLG: 0.306 (1, 4)	2-1 1B		3-1 4-3			0-0 G3	0-0 4-3		0-2 WP BB 1B	5	0	2	0	0	0	2				
Ellis Valentine, R OBP: 0.332, SLG: 0.385 (1, 8)	1 SAFE 1 SAFE 2-3 K			3-3 K		3-3 K		4-2 BB 1B	4-2 WP BB 1B	3	0	0	0	2	3	1				
Larry Parrish, R OBP: 0.287, SLG: 0.367 (1, 5)	0-0 F9			1-0 1B			3-2 1B 2B 1B	1 SAFE 2-2 F7 BB	1-1 F7 BB	5	1	2	0	0	0	4				
Del Unser, L OBP: 0.271, SLG: 0.347 (1, 9)		1-0 CS 1B		1-1 4-3			1-0 2B 1B	2-3 K		4	1	2	0	0	1	0				
Tim Foli, R OBP: 0.275, SLG: 0.373 (1, 6)		1-1 F8			0-1 5-3		1-0 2B		3-1 1B HR	4	2	2	1	0	0	1				
Gary Carter, R OBP: 0.274, SLG: 0.315 (1, 2)		1-2 L5			2-3 K		0-0 1B 2B		0-0 HR 1B	4	2	2	2	0	1	0				
Mike Jorgensen, L OBP: 0.348, SLG: 0.347 Jose Morales, R OBP: 0.351, SLG: 0.508 Earl Williams, R OBP: 0.286, SLG: 0.373 (1, 3) (7, PH) (7, 3)			0-0 G3		4-1 BB		2-H 3-H 0-1 L9		0-2 1-H 2-H HR	1	0	0	0	1	0	0				
Don Stanhouse, R OBP: 0.319, SLG: 0.302 Chuck Taylor, R (7, 1) Dale Murray, R (8, 1)			1-2 6-3 2B		1 SAFE 1 SAFE 2-3 K		1-2 5-3		1-3 K	3	0	1	0	0	1	2				
Inning Stats	R: 0 E: 0 K: 1 S: 9	H: 1 LOB: 1 BB: 0 P: 15	R: 0 E: 0 K: 0 S: 7	H: 1 LOB: 0 BB: 0 P: 10	R: 0 E: 0 K: 0 S: 8	H: 1 LOB: 1 BB: 0 P: 13	R: 0 E: 0 K: 1 S: 6	H: 1 LOB: 0 BB: 0 P: 11	R: 0 E: 0 K: 2 S: 7	H: 0 LOB: 1 BB: 1 P: 19	R: 0 E: 0 K: 0 S: 16	H: 0 LOB: 1 BB: 0 P: 23	R: 0 E: 0 K: 1 S: 15	H: 0 LOB: 0 BB: 1 P: 23	R: 3 E: 0 K: 2 S: 21	H: 4 LOB: 2 BB: 1 P: 30		1B: 9 2B: 3 3B: 0 HR: 1	SF: 0 SAC: 0 DP: 0 HBP: 0	WP: 1 PB: 0 SB: 0 CS: 1
PITCHER	IP WLS BF H R ER SO BB IBB HBP BLK WP HR S P ERA WHIP	6.0 25 8 4 0 0 6 1 0 0 0 0 0 55 90 6.00 1.500	1.0 4 1 0 0 0 0 0 0 0 0 0 0 9 11 0.00 1.000	1.2 L 10 4 3 3 2 0 0 0 0 1 34 50 16.20 3.600	0.1 1 0 0 0 0 0 0 0 0 0 0 0 2 3 0.00 0.000	PITCHER										IP WLS BF H R ER SO BB IBB HBP BLK WP HR S P ERA WHIP	6.0 25 8 4 0 0 6 1 0 0 0 0 0 55 90 6.00 1.500			

Batter	1	2	3	4	5	6	7	8	9	AB	R	H	RBI	BB	SO	LOB	BOTTOM					
Johnny Grubb, L OBP: 0.398, SLG: 0.418 (1, 7) (8, 3)	1-1 SH1-3 2B		2-2 WP 2B		0-2 L7			1-1 FC5-6 1B	3-2 F8	5	1	3	0	0	0	2	Montreal Expos @ San Diego Padres San Diego Stadium, San Diego, CA Sat Aug 28 1976, 10:05 PM EDT Att: 10,545 - Unknown livebaseballscorecards.com 					
Tito Fuentes, S OBP: 0.309, SLG: 0.334 (1, 4)	0-0 SH1-3		3-1 4-3			1-0 3-1		1-1 FC5-6 1B	4-1 BB	3	1	0	0	1	0	1						
Willie Davis, L OBP: 0.298, SLG: 0.388 (1, 8)	0-0 G3		1-0 3-1			4-1 CS BB		2-2 2B 1B	1-1 F8	4	1	1	0	1	0	3						
Dave Winfield, R OBP: 0.361, SLG: 0.433 (1, 9)	0-3 K			1-0 F9		1-1 F8		2-2 1B 2B		4	0	1	1	0	1	2						
Mike Ivie, R OBP: 0.358, SLG: 0.425 (1, 3) (8, 5)		2-1 6-3		1-1 3B			2-2 L8 G3 1B	4-0 1B IBB		3	1	2	0	1	0	0						
Fred Kendall, R OBP: 0.311, SLG: 0.312 (1, 2)		0-2 1B		0-0 6-3		0-1 6-3		1-2 G3 1B	1-3 2-H 3-H 1B	4	0	3	1	0	0	1						
Doug Rader, R OBP: 0.319, SLG: 0.346 Jerry Turner, L OBP: 0.313, SLG: 0.372 (1, 5) (7, PH) (8, 7)		1-0 L9		3-2 6-3			0-0 L8	0-0 B1-3		2	0	0	0	0	0	2						
Enzo Hernandez, R OBP: 0.322, SLG: 0.319 Willie McCovey, L OBP: 0.281, SLG: 0.351 Butch Metzger, R (1, 6) (7, PH) (8, 1)		0-0 6-3			1-0 CS 1B		3-1 G3		2-1 4-3	2	0	1	0	0	0	1						
Dave Freisleben, R OBP: 0.256, SLG: 0.274 Luis Melendez, R (8, PH) Tom Griffin, R OBP: 0.118, SLG: 0.063 Dave Tomlin, L (7, 1) Ted Kubiak, S OBP: 0.327, SLG: 0.291 (8, 6)			0-1 P3		0-0 F2		1-2 3-H 1-2 F8		3-2 BB 1B	2	0	1	0	0	0	1						
Inning Stats	R: 0 E: 0 K: 1 S: 7	H: 1 LOB: 0 BB: 0 P: 8	R: 0 E: 0 K: 0 S: 7	H: 1 LOB: 0 BB: 0 P: 10	R: 1 E: 0 K: 0 S: 8	H: 1 LOB: 0 BB: 0 P: 14	R: 0 E: 0 K: 0 S: 8	H: 1 LOB: 1 BB: 0 P: 13	R: 0 E: 0 K: 0 S: 5	H: 1 LOB: 0 BB: 0 P: 6	R: 0 E: 0 K: 0 S: 4	H: 0 LOB: 0 BB: 1 P: 10	R: 1 E: 0 K: 0 S: 11	H: 2 LOB: 1 BB: 0 P: 17	R: 2 E: 0 K: 0 S: 14	H: 4 LOB: 2 BB: 1 P: 25		R: 0 E: 0 K: 0 S: 11	H: 1 LOB: 2 BB: 1 P: 24	1B: 8 2B: 3 3B: 1 HR: 0	SF: 0 SAC: 1 DP: 0 HBP: 0	WP: 2 PB: 0 SB: 0 CS: 2
PITCHER	IP WLS BF H R ER SO BB IBB HBP BLK WP HR S P ERA WHIP	6.1 25 6 3 2 2 0 0 0 0 0 0 0 15 25 18.00 3.000	1.0 6 3 2 2 0 0 0 0 0 0 0 0 15 25 18.00 3.000	1.2 W 8 2 0 0 0 1 1 0 0 0 0 15 33 0.00 1.800	PITCHER										IP WLS BF H R ER SO BB IBB HBP BLK WP HR S P ERA WHIP	6.1 25 6 3 2 2 0 0 0 0 0 0 0 15 25 18.00 3.000						

Batter	1	2	3	4	5	6	7	8	9	AB R H RBI BB SO LOB	TOP									
Jerry White, S OBP: 0.330, SLG: 0.328 Jose Morales, R OBP: 0.356, SLG: 0.511 Warren Cromartie, L OBP: 0.245, SLG: 0.250	2-1 6-3		4-2 BB BB		2-2 4-3 9-2 2B		1-0 BB 1B		0-0 B2-3 1B	2 0 1 0 1 0 0 1 0 1 1 0 0 0 1 1 1 1 0 0 0	Montreal Expos @ San Diego Padres San Diego Stadium, San Diego, CA Sun Aug 29 1976, 6:33 AM EDT Att: 7,563 - Unknown livebaseballscorecards.com									
Wayne Garrett, L OBP: 0.363, SLG: 0.307	1-2 1B		4-2 BB		0-0 4-3		4-1 1B BB		4-0 B2-3 IBB	2 0 1 0 3 0 1										
Ellis Valentine, R OBP: 0.329, SLG: 0.380	0-0 L8		1-2 F3		2-1 9-2		0-1 G6-4-3 1B		0-1 B2-3	5 0 1 1 0 0 6										
Larry Parrish, R OBP: 0.288, SLG: 0.368	2-3 K			3-2 BB 1B 1B		2-2 CS 1B		0-1 G6-4-3 1B		0-0 L5		5 0 2 0 0 1 6								
Del Unser, L OBP: 0.268, SLG: 0.344		1-2 G3		0-3 K		0-1 4-3		0-0 F7				4 0 0 0 0 1 2								
Tim Foli, R OBP: 0.277, SLG: 0.373		0-0 L9		1-1 BB 1B		4-0 FC6-4 BB		0-3 K				3 0 1 0 1 1 0								
Gary Carter, R OBP: 0.270, SLG: 0.310		1-1 5-3		2-3 K		1-0 FC6-4		2-1 4-3				4 0 0 0 0 1 3								
Earl Williams, R OBP: 0.289, SLG: 0.377 Mike Jorgensen, L OBP: 0.350, SLG: 0.347			1-3 K		4-1 FC4 BB		2-2 SH1-4 1B 2B		4-0 SH1-4 BB	2 0 1 0 1 1 0 0 2 0 0 1 0 0										
Steve Rogers, R OBP: 0.136, SLG: 0.121			0-0 6-3		2-1 FC4		0-1 SH1-4		1-2 SH1-4	2 0 0 0 0 0 3										
Inning Stats	R: 0 E: 0 K: 1 S: 9	H: 1 LOB: 1 BB: 0 P: 14	R: 0 E: 0 K: 0 S: 7	H: 0 LOB: 0 BB: 0 P: 9	R: 0 E: 0 K: 1 S: 12	H: 2 LOB: 2 BB: 2 P: 22	R: 0 E: 0 K: 2 S: 17	H: 1 LOB: 0 BB: 0 P: 11	R: 0 E: 0 K: 0 S: 8	H: 1 LOB: 1 BB: 1 P: 15		R: 2 E: 0 K: 0 S: 11	H: 3 LOB: 3 BB: 1 P: 18	R: 0 E: 0 K: 1 S: 6	H: 0 LOB: 0 BB: 0 P: 8	R: 1 E: 0 K: 0 S: 7	H: 1 LOB: 2 BB: 2 P: 16	1B: 7 2B: 3 3B: 0 HR: 0	SF: 0 SAC: 2 DP: 2 HBP: 0	WP: 0 PB: 0 SB: 0 CS: 1
PITCHER	IP WLS BF H R ER SO BB IBB HBP BLK WP HR S P ERA WHIP											IP WLS BF H R ER SO BB IBB HBP BLK WP HR S P ERA WHIP								
Rick Sawyer, R ERA: 2.57	6.1 L 29 7 2 2 4 5 0 0 0 0 0 0 67 114 2.84 1.895																			
Dave Freisleben, R ERA: 3.63	1.2 5 1 0 0 1 0 0 0 0 0 0 0 10 12 0.00 0.600																			
Butch Metzger, R ERA: 2.09	1.0 6 1 1 1 0 1 1 0 0 0 0 0 7 16 9.00 2.000																			

Batter	1	2	3	4	5	6	7	8	9	AB R H RBI BB SO LOB	BOTTOM											
Johnny Grubb, L OBP: 0.399, SLG: 0.420 Luis Melendez, R OBP: 0.256, SLG: 0.274	1-1 L8		0-0 4-3						2-2 1-3 1B	4 0 2 0 0 0 1 0 0 0 0 0 0 0	Montreal Expos @ San Diego Padres San Diego Stadium, San Diego, CA Sun Aug 29 1976, 6:33 AM EDT Att: 7,563 - Unknown livebaseballscorecards.com											
Tito Fuentes, S OBP: 0.307, SLG: 0.331	0-0 4-3			2-2 F7		0-0 F8		0-1 1-3		4 0 0 0 0 0 2												
Willie Davis, L OBP: 0.295, SLG: 0.385	1-0 4-1			1-2 F8		0-1 L9		0-0 F6		4 0 0 0 0 0 2												
Dave Winfield, R OBP: 0.359, SLG: 0.429		1-0 L6		1-0 6-3		2-2 5-3		2-0 5-3		4 0 0 0 0 0 2												
Mike Ivie, R OBP: 0.361, SLG: 0.425		0-3 K			1-0 6-3 HBP		0-0 1B			2 0 1 0 0 1 0												
Fred Kendall, R OBP: 0.308, SLG: 0.310		0-1 6-3			1-0 6-3		1-2 F9			3 0 0 0 0 0 2												
Doug Rader, R OBP: 0.317, SLG: 0.345 Jerry Turner, L OBP: 0.311, SLG: 0.370 Butch Metzger, R OBP: 0.326, SLG: 0.289			0-3 K		1-2 6-3			0-0 F8		2 0 0 0 0 1 1 1 0 0 0 0 0 0 0 0 0 0 0 0 0												
Enzo Hernandez, R OBP: 0.322, SLG: 0.319			0-0 SH3 1B			0-2 F2		1-1 5-3		3 0 1 0 0 0 0												
Rick Sawyer, R OBP: 0.357, SLG: 0.308 Dave Freisleben, R OBP: 0.219, SLG: 0.258 Ted Kubiak, S OBP: 0.326, SLG: 0.289			0-0 SH3		0-0 6-3		0-1 6-3		2-1 3-1	1 0 0 0 0 0 0 0 0 0 0 0 0 0 1 0 0 0 0 0 0												
Inning Stats	R: 0 E: 0 K: 0 S: 4	H: 0 LOB: 0 BB: 0 P: 6	R: 0 E: 0 K: 1 S: 6	H: 0 LOB: 0 BB: 0 P: 7	R: 0 E: 0 K: 1 S: 6	H: 1 LOB: 1 BB: 0 P: 6	R: 0 E: 0 K: 0 S: 8	H: 0 LOB: 0 BB: 0 P: 12	R: 0 E: 0 K: 0 S: 5	H: 0 LOB: 0 BB: 0 P: 8		R: 0 E: 0 K: 0 S: 8	H: 1 LOB: 1 BB: 0 P: 9	R: 0 E: 0 K: 0 S: 9	H: 1 LOB: 1 BB: 0 P: 12	R: 0 E: 0 K: 0 S: 5	H: 0 LOB: 0 BB: 0 P: 8	R: 0 E: 0 K: 0 S: 8	H: 1 LOB: 2 BB: 0 P: 12	1B: 4 2B: 0 3B: 0 HR: 0	SF: 0 SAC: 1 DP: 0 HBP: 1	WP: 0 PB: 0 SB: 0 CS: 0
PITCHER	IP WLS BF H R ER SO BB IBB HBP BLK WP HR S P ERA WHIP											IP WLS BF H R ER SO BB IBB HBP BLK WP HR S P ERA WHIP										
Steve Rogers, R ERA: 3.31	9.0 W 31 4 0 0 2 0 0 1 0 0 0 0 59 80 0.00 0.444																					

Batter	1	2	3	4	5	6	7	8	9	AB	R	H	RBI	BB	SO	LOB	TOP				
Davey Lopes, R (1.4) OBP: 0.308, SLG: 0.310	1-1 1-4-3			1-3 K		2-3 K		0-0 F9		4	0	0	0	0	2	0					
Bill Buckner, L (1.7) OBP: 0.332, SLG: 0.388	1-0 L3			1-1 1B 1B		2-1 1B WP FC2-5-2 1B		1-3 K		4	1	2	0	0	1	0					
Reggie Smith, S (1.9) OBP: 0.308, SLG: 0.445	2-3 K			0-0 1B 1-2 1B		1-0 1B FC2-5-2 1-3 1B			2-3 K	4	1	2	0	0	2	0					
Steve Garvey, R (1.3) OBP: 0.343, SLG: 0.430		0-0 6-3		1-2 1B 1-3 2H 1B		0-1 FC2-5-2 1-3 3H F9			0-1 L8	4	0	1	1	0	0	2					
Ron Cey, R (1.5) OBP: 0.384, SLG: 0.475		4-2 G1-6-3 BB		1-0 1B 1-2 3H 1B		0-1 F9			1-3 K	3	0	1	1	1	1	2					
Bill Russell, R (1.6) OBP: 0.322, SLG: 0.375		0-0 G1-6-3		0-1 G4-6-3			1-2 F7			3	0	0	0	0	0	3					
Lee Lacy, R (1.8) OBP: 0.324, SLG: 0.374			0-0 6-3		2-3 K		0-2 P4			3	0	0	0	0	1	0					
Steve Yeager, R (1.2) OBP: 0.289, SLG: 0.362			3-2 5-3		1-2 F8		2-3 K			3	0	0	0	0	1	0					
Don Sutton, R (1.1) OBP: 0.176, SLG: 0.118			1-1 6-3		0-3 K			1-1 5-3		3	0	0	0	0	1	0					
Charlie Hough, R (9.1) OBP: 0.276, SLG: 0.389										0	0	0	0	0	0	0					
Inning Stats	R: 0 E: 0 K: 1 S: 6	H: 0 LOB: 0 BB: 0 P: 10	R: 0 E: 0 K: 0 S: 4	H: 0 LOB: 0 BB: 1 P: 8	R: 0 E: 0 K: 0 S: 8	H: 0 LOB: 0 BB: 0 P: 12	R: 2 E: 0 K: 1 S: 12	H: 4 LOB: 1 BB: 0 P: 16	R: 0 E: 0 K: 2 S: 10	H: 0 LOB: 0 BB: 0 P: 13	R: 0 E: 0 K: 1 S: 10	H: 0 LOB: 0 BB: 0 P: 15	R: 0 E: 0 K: 1 S: 10	H: 0 LOB: 0 BB: 0 P: 13	R: 0 E: 0 K: 2 S: 6	H: 0 LOB: 0 BB: 0 P: 8	R: 0 E: 0 K: 2 S: 8	H: 0 LOB: 0 BB: 0 P: 11	1B: 6 2B: 0 3B: 0 HR: 0	SF: 0 SAC: 0 DP: 2 HBP: 0	WP: 1 PA: 32 CS: 0
PITCHER Steve Rogers, R (1.1) ERA: 3.24	IP: 9.0 WLS: L BF: 32	H: 6 R: 2 ER: 2 SO: 9	BB: 1 IBB: 0 HBP: 0 BLK: 0	WP: 1 HR: 0 S: 74 P: 106	ERA: 2.00 WHIP: 0.778	PITCHER	IP: 9.0 WLS: L BF: 32	H: 6 R: 2 ER: 2 SO: 9	BB: 1 IBB: 0 HBP: 0 BLK: 0	WP: 1 HR: 0 S: 74 P: 106	ERA: 2.00 WHIP: 0.778	PITCHER	IP: 9.0 WLS: L BF: 32	H: 6 R: 2 ER: 2 SO: 9	BB: 1 IBB: 0 HBP: 0 BLK: 0	WP: 1 HR: 0 S: 74 P: 106	ERA: 2.00 WHIP: 0.778				

Los Angeles Dodgers @ Montreal Expos
 Jarry Park, Montreal, QB
 Thu Sep 02 1976, 7:05 PM EDT
 Unknown - 61 F

AB	31
R	2
H	6
RBI	2
BB	1
SO	9
LOB	7



Batter	1	2	3	4	5	6	7	8	9	AB	R	H	RBI	BB	SO	LOB	BOTTOM		
Jerry White, S (1.8) OBP: 0.323, SLG: 0.321	1-3 K		2-2 G3		0-1 FC6		0-2 F7		2-0 4-3	5	0	0	0	0	1	3			
Wayne Garrett, L (1.4) OBP: 0.361, SLG: 0.302	1-2 L9		3-1 F3			4-0 2B SF8 BB	1-1 F8			3	1	0	0	1	0	0			
Larry Parrish, R (1.5) OBP: 0.285, SLG: 0.365	1-2 4-3			2-2 F4		0-0 HBP 1-3 2B		1-2 F3		4	0	1	0	0	0	0			
Andre Thornton, R (1.3) OBP: 0.325, SLG: 0.382		3-1 F7		1-3 K		4-2 HBP BB		3-1 F5		3	0	0	0	1	1	0			
Del Unser, L (1.9) OBP: 0.270, SLG: 0.348		2-3 K		1-1 2-3		2-0 SF8		2-1 1B		3	0	1	1	0	1	0			
Tim Foli, R (1.6) OBP: 0.274, SLG: 0.368		2-0 BB 1B			0-1 F9	1-3 K		0-3 K		4	0	1	0	0	2	3			
Gary Carter, R (1.2) OBP: 0.283, SLG: 0.313		4-1 1B 1-2 BB			0-1 1B	2-0 1B		1-1 1-3		2	0	1	0	1	0	0			
Warren Cromarlie, L (1.7) OBP: 0.236, SLG: 0.241		1-0 P6			2-1 F7	1-3 K		0-0 1-3		2	0	0	0	0	0	3			
Jose Morales, R (6. PH) OBP: 0.350, SLG: 0.504										1	0	0	0	0	1	3			
Mike Jorgensen, L (7.7) OBP: 0.352, SLG: 0.349										1	0	1	0	0	0	0			
Steve Rogers, R (1.1) OBP: 0.145, SLG: 0.131				0-3 K		3-2 FC6 1-3 1B			1-1 1-3	3	0	1	0	0	1	0			
Earl Williams, R (9. PH) OBP: 0.288, SLG: 0.372									1-2 1-3	1	0	0	0	0	0	1			
Inning Stats	R: 0 E: 0 K: 1 S: 9	H: 1 LOB: 2 BB: 1 P: 20	R: 0 E: 0 K: 1 S: 8	H: 0 LOB: 0 BB: 0 P: 13	R: 0 E: 0 K: 1 S: 10	H: 0 LOB: 0 BB: 0 P: 14	R: 0 E: 0 K: 0 S: 11	H: 2 LOB: 2 BB: 0 P: 16	R: 1 E: 0 K: 2 S: 11	H: 1 LOB: 3 BB: 2 P: 25	R: 0 E: 0 K: 0 S: 7	H: 0 LOB: 0 BB: 0 P: 8	R: 0 E: 0 K: 1 S: 11	H: 1 LOB: 1 BB: 0 P: 17	R: 0 E: 0 K: 0 S: 6	H: 1 LOB: 1 BB: 0 P: 10	1B: 5 2B: 1 3B: 0 HR: 0	SF: 1 SAC: 0 DP: 0 HBP: 1	WP: 0 PA: 37 CS: 0
PITCHER Don Sutton, R (1.1) ERA: 3.61	IP: 8.2 WLS: W BF: 36	H: 6 R: 1 ER: 1 SO: 7	BB: 3 IBB: 0 HBP: 1 BLK: 0	WP: 0 HR: 0 S: 80 P: 132	ERA: 1.04 WHIP: 1.038	PITCHER	IP: 8.2 WLS: W BF: 36	H: 6 R: 1 ER: 1 SO: 7	BB: 3 IBB: 0 HBP: 1 BLK: 0	WP: 0 HR: 0 S: 80 P: 132	ERA: 1.04 WHIP: 1.038	PITCHER	IP: 8.2 WLS: W BF: 36	H: 6 R: 1 ER: 1 SO: 7	BB: 3 IBB: 0 HBP: 1 BLK: 0	WP: 0 HR: 0 S: 80 P: 132	ERA: 1.04 WHIP: 1.038		
Charlie Hough, R (9.1) ERA: 2.24	0.1 S: 1	0 P: 0	0 P: 0	0 P: 0	0 P: 0	0 P: 1	3 P: 3	0.00 P: 0.000											

Los Angeles Dodgers @ Montreal Expos
 Jarry Park, Montreal, QB
 Thu Sep 02 1976, 7:05 PM EDT
 Unknown - 61 F


AB	32
R	1
H	6
RBI	1
BB	3
SO	7
LOB	13



Batter	1	2	3	4	5	6	7	8	9	AB	R	H	RBI	BB	SO	LOB	TOP											
Frank Taveras, R OBP: 0.323, SLG: 0.293 (1, 6)	G2	1B SF7		1B BB	K			1B BLK 1B	F4	5	2	0	1	1	1	3												
Omar Moreno, L OBP: 0.385, SLG: 0.412 (1, 8)	2B 1B			F8		F6		F7		4	1	1	0	1	0	2												
Richie Zisk, R OBP: 0.343, SLG: 0.481 Bill Robinson, R OBP: 0.325, SLG: 0.539 (8, 7)	1B	SF7		G4-6-3 1B		K HR		WP 1B		4	2	3	1	0	1	0												
Willie Stargell, L OBP: 0.336, SLG: 0.449 (1, 3)	1B	P6		G4-6-3 1-2		F8		WP		5	1	2	2	0	0	4												
Dave Parker, L OBP: 0.338, SLG: 0.463 (1, 9)	1B FC6-4	4-3				S 1B		K		5	3	3	3	0	1	3												
Richie Hebner, L OBP: 0.302, SLG: 0.326 (1, 5)	FC6-4 1-3 2-H		L3			2B 1B		F5		5	0	2	2	0	0	2												
Rennie Stennett, R OBP: 0.296, SLG: 0.353 (1, 4)	FC6-4 IBB		F8			2B				4	0	1	0	1	0	0												
Manny Sanguillen, R OBP: 0.336, SLG: 0.375 (1, 2)	FC6-4 1-2 2-3 3-H				L1					5	0	1	1	0	0	4												
Jim Rooker, R OBP: 0.233, SLG: 0.345 Bob Moose, R OBP: 0.273, SLG: 0.727 Ramon Hernandez, S (8, PH) Al Oliver, L OBP: 0.363, SLG: 0.490 Kent Tekulve, R (8, PH)	K		F9		L1					3	0	0	0	0	1	5												
Inning Stats	R: 4 E: 0 K: 1 S: 18	H: 4 LOB: 2 BB: 2 P: 30	R: 1 E: 0 K: 0 S: 12	H: 2 LOB: 1 BB: 0 P: 17	R: 0 E: 0 K: 0 S: 9	H: 1 LOB: 1 BB: 0 P: 13	R: 0 E: 0 K: 0 S: 7	H: 1 LOB: 1 BB: 1 P: 14	R: 1 E: 0 K: 1 S: 13	H: 3 LOB: 2 BB: 0 P: 17	R: 2 E: 0 K: 1 S: 8	H: 1 LOB: 0 BB: 0 P: 12	R: 0 E: 0 K: 0 S: 5	H: 0 LOB: 0 BB: 0 P: 7	R: 1 E: 0 K: 1 S: 13	H: 3 LOB: 2 BB: 0 P: 19	R: 0 E: 0 K: 0 S: 5	H: 1 LOB: 1 BB: 0 P: 7	1B: 13 2B: 2 3B: 0 HR: 1	SF: 1 SAC: 0 DP: 1 HBP: 0	WP: 1 PB: 1 SB: 3 CS: 0	PA: 46						
PITCHER	IP	WLS	BF	H	R	ER	SO	BB	IBB	HBP	BLK	WP	HR	S	P	ERA	WHIP											
Don Stanhouse, R ERA: 3.55 Joe Kerrigan, R ERA: 4.03 Clay Kirby, R ERA: 5.63 Chip Lang, R ERA: 4.3 Chuck Taylor, R ERA: 4.05	(1, 1)	3.1	L	21	8	5	5	1	2	1	0	0	0	44	71	13.50	3.000											
	(4, 1)	1.2		7	3	1	1	1	0	0	0	0	0	15	20	5.40	1.800											
	(6, 1)	1.0		5	1	2	0	1	0	0	0	0	1	8	12	0.00	1.000											
	(7, 1)	2.0		9	3	1	1	1	0	0	0	1	1	0	18	26	4.50	1.500										
	(9, 1)	1.0		4	1	0	0	0	0	0	0	0	0	5	7	0.00	1.000											

Pittsburgh Pirates @ Montreal Expos
Jarry Park, Montreal, QB
Fri Sep 03 1976, 7:05 PM EDT
Unknown


AB 42
R 9
H 16
RBI 9
BB 3
SO 4
LOB 23



Batter	1	2	3	4	5	6	7	8	9	AB	R	H	RBI	BB	SO	LOB	BOTTOM											
Jerry White, S OBP: 0.314, SLG: 0.311 Warren Cromartie, L OBP: 0.241, SLG: 0.246 (8, PH)	4-3		F3		F4		K		1-3	4	0	0	0	0	1	0												
Bombo Rivera, R OBP: 0.328, SLG: 0.413 Mike Jorgensen, L OBP: 0.356, SLG: 0.354 (8, PH)	4-3			E6 1B SF8		WP 1B SF9		6-3		4	2	1	0	0	0	0												
Larry Parrish, R OBP: 0.289, SLG: 0.373 (1, 5)	F9			6-3		WP 1B		4-3		4	2	2	0	0	0	1												
Earl Williams, R OBP: 0.290, SLG: 0.375 (1, 3)			K			SF9		4-3		3	0	1	2	0	1	0												
Gary Carter, R OBP: 0.290, SLG: 0.318 (1, 9)			FC4 1B		SF8		1B BB	HR 1B		2	1	2	1	1	0	0												
Tim Foli, R OBP: 0.274, SLG: 0.373 (1, 6)	FC4		FC4		F8		1B	HR		4	1	2	3	0	0	2												
Pete Mackanin, R OBP: 0.258, SLG: 0.348 Wayne Garrett, L OBP: 0.360, SLG: 0.298 (6, PH)			K			HR		4-3		2	1	1	1	0	1	1												
Barry Foote, R OBP: 0.295, SLG: 0.332 Clay Kirby, R OBP: 0.262, SLG: 0.311 Del Unser, L OBP: 0.260, SLG: 0.354 Chip Lang, R OBP: 0.290, SLG: 0.290 Andre Thornton, R OBP: 0.326, SLG: 0.381 Chuck Taylor, R (8, PH)					6-3		L4		F4	2	0	0	0	0	0	0												
Don Stanhouse, R OBP: 0.313, SLG: 0.295 Joe Kerrigan, R (4, 1) Jose Morales, R OBP: 0.340, SLG: 0.489 (6, PH)			4-3		L4		4-3		L8	1	0	0	0	0	0	0												
Inning Stats	R: 0 E: 0 K: 0 S: 7	H: 0 LOB: 0 BB: 0 P: 11	R: 0 E: 0 K: 2 S: 10	H: 1 LOB: 0 BB: 0 P: 14	R: 0 E: 0 K: 0 S: 7	H: 0 LOB: 0 BB: 0 P: 8	R: 1 E: 1 K: 0 S: 9	H: 1 LOB: 1 BB: 0 P: 14	R: 1 E: 0 K: 0 S: 7	H: 1 LOB: 0 BB: 0 P: 7	R: 2 E: 0 K: 1 S: 17	H: 3 LOB: 2 BB: 1 P: 30	R: 0 E: 0 K: 1 S: 5	H: 0 LOB: 0 BB: 0 P: 6	R: 3 E: 0 K: 0 S: 11	H: 3 LOB: 0 BB: 0 P: 21	R: 0 E: 0 K: 0 S: 6	H: 0 LOB: 0 BB: 0 P: 8	1B: 6 2B: 0 3B: 1 HR: 2	SF: 2 SAC: 0 DP: 0 HBP: 0	WP: 1 PB: 0 SB: 0 CS: 0	PA: 38						
PITCHER	IP	WLS	BF	H	R	ER	SO	BB	IBB	HBP	BLK	WP	HR	S	P	ERA	WHIP											
Jim Rooker, L ERA: 3.65 Bob Moose, R ERA: 3.45 Ramon Hernandez, L ERA: 3.56 Kent Tekulve, R ERA: 2.61	(1, 1)	5.1	W	24	6	4	3	2	1	0	0	0	0	1	50	74	5.06	1.312										
	(6, 1)	2.0		9	3	3	3	2	0	0	0	0	1	18	27	13.50	1.500											
	(8, 1)	0.2		2	0	0	0	0	0	0	0	0	0	5	10	0.00	0.000											
	(9, 1)	1.0	S	3	0	0	0	0	0	0	0	0	0	6	8	0.00	0.000											

Pittsburgh Pirates @ Montreal Expos
Jarry Park, Montreal, QB
Fri Sep 03 1976, 7:05 PM EDT
Unknown

AB 35
R 7
H 9
RBI 7
BB 1
SO 4
LOB 8



Batter	1	2	3	4	5	6	7	8	9	AB	R	H	RBI	BB	SO	LOB	TOP					
Frank Taveras, R (1, 6) OBP: 0.325, SLG: 0.293	4-3		1B				2B	1B		3	1	1	0	1	1	1	Pittsburgh Pirates @ Montreal Expos Jarry Park, Montreal, QB Fri Sep 03 1976, 7:05 PM EDT Att. 6,342 - Unknown - 60 F					
Al Oliver, L (8, PH) OBP: 0.365, SLG: 0.492	4-3									1	0	1	1	0	0	0						
Mario Mendoza, R (8, PR) OBP: 0.238, SLG: 0.253										0	1	0	0	0	0	0						
Omar Moreno, L (1, 8) OBP: 0.396, SLG: 0.403	4-3									4	0	1	1	1	0	2						
Richie Zisk, R (1, 7) OBP: 0.344, SLG: 0.483										4	0	2	1	0	0	2						
Bill Robinson, R (7, PR) OBP: 0.324, SLG: 0.538	1B									1	0	0	1	0	0	2						
Dave Parker, L (1, 9) OBP: 0.339, SLG: 0.461	1-3									4	1	1	0	1	1	2						
Richie Hebner, L (1, 5)										4	1	1	2	1	0	2						
Ed Kirkpatrick, L (1, 3) OBP: 0.319, SLG: 0.315										5	0	1	0	0	0	3						
Rennie Stennett, R (1, 4) OBP: 0.297, SLG: 0.355										5	1	2	0	0	0	2						
Duffy Dyer, R (1, 2) OBP: 0.331, SLG: 0.359										2	1	1	0	2	1	0						
John Candelaria, L (1, 1) OBP: 0.278, SLG: 0.273										3	1	1	1	0	0	3						
Inning Stats	R: 0 E: 0 K: 0 S: 10	H: 1 LOB: 1 BB: 0 P: 15	R: 0 E: 0 K: 0 S: 5	H: 0 LOB: 0 BB: 1 P: 10	R: 0 E: 0 K: 1 S: 11	H: 1 LOB: 2 BB: 1 P: 18	R: 0 E: 1 K: 1 S: 8	H: 0 LOB: 1 BB: 0 P: 12	R: 0 E: 0 K: 1 S: 9	H: 1 LOB: 1 BB: 0 P: 13	R: 2 E: 0 K: 0 S: 10	H: 4 LOB: 2 BB: 1 P: 24	R: 1 E: 0 K: 0 S: 11	H: 1 LOB: 2 BB: 2 P: 24	R: 4 E: 0 K: 0 S: 12	H: 4 LOB: 1 BB: 1 P: 21	R: 0 E: 0 K: 0 S: 6	H: 0 LOB: 0 BB: 0 P: 9	1B: 9 2B: 2 3B: 0 HR: 1	SF: 0 SAC: 1 DP: 1 HBP: 0	WP: 1 PB: 0 SB: 2 CS: 2	PA: 44
PITCHER	IP WLS BF H R ER SO BB IBB HBP BLK WP HR S P ERA WHIP																					
Don Carrithers, R (1, 1) ERA: 4.42	6.0 L 28 7 3 3 3 3 1 0 0 0 0 1 54 97 4.50 1.667																					
Dale Murray, R (7, 1) ERA: 3.01	1.0 5 1 0 0 0 0 0 1 0 0 0 0 0 10 19 0.00 1.000																					
Chuck Taylor, R (8, 1) ERA: 5.06	0.0 3 2 3 3 0 0 1 0 0 0 0 0 5 12 ∞ ∞																					
Joe Kerrigan, R (8, 1) ERA: 4.06	2.0 7 2 1 1 0 0 0 0 0 0 0 1 0 13 18 4.50 1.000																					
Batter	1	2	3	4	5	6	7	8	9	AB	R	H	RBI	BB	SO	LOB	BOTTOM					
Jerry White, S (1, 8) OBP: 0.316, SLG: 0.313	K		1B						L5	5	0	2	0	0	1	1	Pittsburgh Pirates @ Montreal Expos Jarry Park, Montreal, QB Fri Sep 03 1976, 7:05 PM EDT Att. 6,342 - Unknown - 60 F					
Bombo Rivera, R (1, 7) OBP: 0.324, SLG: 0.423	4-3		1B							4	1	1	0	0	0	2						
Larry Parrish, R (1, 5) OBP: 0.288, SLG: 0.371	6-3									4	1	1	1	0	0	0						
Earl Williams, R (1, 3) OBP: 0.290, SLG: 0.376										4	0	1	1	0	0	0						
Gary Carter, R (1, 9) OBP: 0.296, SLG: 0.323										2	0	1	0	2	0	1						
Tim Foli, R (1, 6) OBP: 0.273, SLG: 0.372										4	0	1	0	0	0	3						
Pete Mackanin, R (1, 4) OBP: 0.258, SLG: 0.345										3	0	0	0	1	1	2						
Barry Foote, R (1, 2) OBP: 0.250, SLG: 0.330										2	0	0	0	0	0	0						
Jose Morales, R (6, PH) OBP: 0.338, SLG: 0.486										1	0	0	0	0	0	3						
Del Unser, L (7, 9) OBP: 0.268, SLG: 0.353										1	0	0	0	0	1	0						
Don Carrithers, R (1, 1) ERA: 4.42										2	0	1	0	0	1	0						
Dale Murray, R (7, 1) ERA: 3.01										0	0	0	0	0	0	0						
Andre Thornton, R (7, PH) OBP: 0.325, SLG: 0.379										1	0	0	0	0	0	0						
Chuck Taylor, R (8, 1) ERA: 5.06										0	0	0	0	0	0	0						
Joe Kerrigan, R (8, 1) ERA: 4.06										1	0	1	0	0	0	0						
Warren Cromartie, L (8, PH) OBP: 0.254, SLG: 0.329										1	0	1	0	0	0	0						
Inning Stats	R: 0 E: 0 K: 1 S: 9	H: 0 LOB: 0 BB: 0 P: 15	R: 0 E: 0 K: 0 S: 11	H: 1 LOB: 1 BB: 0 P: 17	R: 0 E: 0 K: 0 S: 5	H: 2 LOB: 1 BB: 0 P: 9	R: 1 E: 0 K: 1 S: 12	H: 2 LOB: 1 BB: 0 P: 21	R: 0 E: 0 K: 1 S: 7	H: 1 LOB: 0 BB: 0 P: 9	R: 1 E: 0 K: 0 S: 17	H: 2 LOB: 3 BB: 2 P: 27	R: 0 E: 0 K: 0 S: 4	H: 0 LOB: 0 BB: 0 P: 5	R: 0 E: 0 K: 0 S: 9	H: 0 LOB: 1 BB: 1 P: 15	R: 0 E: 0 K: 1 S: 10	H: 1 LOB: 0 BB: 0 P: 13	1B: 6 2B: 2 3B: 1 HR: 0	SF: 0 SAC: 0 DP: 1 HBP: 0	WP: 0 PB: 0 SB: 0 CS: 1	PA: 38
PITCHER	IP WLS BF H R ER SO BB IBB HBP BLK WP HR S P ERA WHIP																					
John Candelaria, L (1, 1) ERA: 3.02	9.0 W 37 9 2 2 4 3 0 0 0 0 0 0 84 131 2.00 1.333																					

Batter	1	2	3	4	5	6	7	8	9	AB	R	H	RBI	BB	SO	LOB	TOP			
Frank Taveras, R OBP: 0.323, SLG: 0.292 (1, 6)										5	0	1	0	0	1	4	Pittsburgh Pirates @ Montreal Expos Jarry Park, Montreal, QB Sat Sep 04 1976, 7:05 PM EDT Att: 3,290 - Unknown			
Omar Moreno, L OBP: 0.345, SLG: 0.395 (1, 8)										4	1	1	2	1	1	0				
Richie Zisk, R OBP: 0.345, SLG: 0.480 (1, 7)										3	1	0	0	2	0	2				
Willie Stargell, L OBP: 0.337, SLG: 0.449 (1, 3)										5	0	2	0	0	0	3				
Dave Parker, L OBP: 0.340, SLG: 0.461 (1, 9)										5	0	2	1	0	0	2				
Richie Hebner, L OBP: 0.359, SLG: 0.334 (1, 5)										0	0	0	0	0	0	0				
Bill Robinson, R OBP: 0.321, SLG: 0.533 (2, PR)										3	0	0	0	0	2	2				
Manny Sanguillen, R OBP: 0.338, SLG: 0.375 (9, 2)										0	0	0	0	0	0	0				
Rennie Stennett, R OBP: 0.296, SLG: 0.356 (1, 4)										4	1	1	0	0	0	2				
Duffy Dyer, R OBP: 0.342, SLG: 0.362 (9, PR)										2	0	1	0	2	0	1				
Mario Mendoza, R OBP: 0.238, SLG: 0.253 (9, PR)										0	1	0	0	0	0	0				
Kent Tekulve, R OBP: 0.338, SLG: 0.375 (9, 1)										0	0	0	0	0	0	0				
Doc Medich, R OBP: 0.163, SLG: 0.089 (1, 1)										2	0	0	0	0	0	4				
Al Oliver, L OBP: 0.366, SLG: 0.493 (6, PH)										1	0	1	1	0	0	0				
Dave Giusti, R OBP: 0.341, SLG: 0.382 (9, PH)										0	0	0	0	0	0	0				
Tommy Helms, R OBP: 0.341, SLG: 0.382 (9, 5)										0	1	0	0	1	0	0				
Inning Stats	R: 0 E: 0 K: 2 S: 10	H: 0 LOB: 1 BB: 1 P: 21	R: 0 E: 0 K: 0 S: 11	H: 1 LOB: 3 BB: 1 P: 20	R: 0 E: 0 K: 0 S: 7	H: 1 LOB: 1 BB: 0 P: 10	R: 0 E: 0 K: 1 S: 7	H: 0 LOB: 1 BB: 1 P: 12	R: 1 E: 1 K: 0 S: 6	H: 2 LOB: 2 BB: 0 P: 12	R: 0 E: 0 K: 0 S: 7	H: 0 LOB: 0 BB: 0 P: 8	R: 0 E: 0 K: 1 S: 6	H: 0 LOB: 0 BB: 0 P: 8	R: 3 E: 0 K: 0 S: 9	H: 3 LOB: 2 BB: 2 P: 23	1B: 8 2B: 1 3B: 0 HR: 0	SF: 0 SAC: 0 DP: 1 HBP: 1	WP: 1 PB: 0 SB: 2 CS: 2	PA: 41
PITCHER	IP	WLS	BF	H	R	ER	SO	BB	IBB	HBP	BLK	WP	HR	S	P	ERA	WHIP			
Dennis Blair, R ERA: 1.69 (1, 1)	5.1		26	5	2	1	3	4	0	1	0	0	0	46	82	1.69	1.688			
Joe Kerrigan, R ERA: 3.99 (6, 1)	0.2		2	1	0	0	0	0	0	0	0	0	0	3	6	0.00	1.500			
Dale Murray, R ERA: 3.21 (7, 1)	2.1	L	11	3	3	3	1	2	0	0	0	0	0	18	32	11.57	2.143			
Chuck Taylor, R ERA: 4.94 (9, 1)	0.2		2	0	0	0	0	0	0	0	0	1	0	4	7	0.00	0.000			

AB	34
R	5
H	9
RBI	4
BB	6
SO	4
LOB	20



Batter	1	2	3	4	5	6	7	8	9	AB	R	H	RBI	BB	SO	LOB	BOTTOM			
Del Unser, L OBP: 0.270, SLG: 0.361 (1, 8)										5	2	2	1	0	1	2	Pittsburgh Pirates @ Montreal Expos Jarry Park, Montreal, QB Sat Sep 04 1976, 7:05 PM EDT Att: 3,290 - Unknown			
Tim Foli, R OBP: 0.279, SLG: 0.379 (1, 6)										5	0	4	1	0	0	0				
Larry Parrish, R OBP: 0.288, SLG: 0.370 (1, 5)										5	0	1	0	0	1	4				
Earl Williams, R OBP: 0.289, SLG: 0.375 (1, 3)										4	0	1	0	0	1	4				
Gary Carter, R OBP: 0.298, SLG: 0.321 (1, 2)										2	1	0	0	2	0	1				
Mike Jorgensen, L OBP: 0.358, SLG: 0.356 (1, 9)										4	0	2	0	0	0	1				
Chuck Taylor, R OBP: 0.329, SLG: 0.425 (9, 1)										0	0	0	0	0	0	0				
Pete Mackanin, R OBP: 0.258, SLG: 0.344 (1, 4)										4	0	1	0	0	0	3				
Bombo Rivera, R OBP: 0.329, SLG: 0.425 (1, 7)										4	0	2	1	0	2	1				
Dennis Blair, R ERA: 3.78 (6, 1)	5.0		23	4	2	2	6	2	0	0	0	0	0	41	65	3.60		1.800		
Wayne Garrett, L ERA: 4.99 (6, PH)	3.0	W	11	4	0	0	0	0	0	0	0	0	0	20	29	0.00	1.333			
Dale Murray, R ERA: 4.99 (7, 1)	1.0	S	5	2	1	1	1	0	0	0	0	0	0	10	13	9.00	2.000			
Jerry White, S OBP: 0.376, SLG: 0.313 (9, PH)										2	0	0	0	0	2	2				
Jose Morales, R OBP: 0.336, SLG: 0.482 (9, PH)										0	0	0	0	0	0	2				
Inning Stats	R: 0 E: 1 K: 1 S: 7	H: 0 LOB: 1 BB: 0 P: 9	R: 0 E: 0 K: 1 S: 6	H: 1 LOB: 1 BB: 1 P: 14	R: 1 E: 0 K: 3 S: 12	H: 2 LOB: 1 BB: 0 P: 18	R: 1 E: 0 K: 1 S: 9	H: 2 LOB: 2 BB: 1 P: 15	R: 0 E: 0 K: 0 S: 10	H: 2 LOB: 1 BB: 0 P: 13	R: 0 E: 0 K: 0 S: 7	H: 2 LOB: 1 BB: 0 P: 11	R: 0 E: 0 K: 0 S: 3	H: 0 LOB: 0 BB: 0 P: 5	R: 1 E: 0 K: 1 S: 10	H: 2 LOB: 1 BB: 0 P: 13	1B: 11 2B: 1 3B: 0 HR: 1	SF: 0 SAC: 0 DP: 4 HBP: 0	WP: 0 PB: 0 SB: 0 CS: 0	PA: 39
PITCHER	IP	WLS	BF	H	R	ER	SO	BB	IBB	HBP	BLK	WP	HR	S	P	ERA	WHIP			
Doc Medich, R ERA: 3.78 (1, 1)	5.0		23	4	2	2	6	2	0	0	0	0	0	41	65	3.60	1.800			
Dave Giusti, R ERA: 4.99 (6, 1)	3.0	W	11	4	0	0	0	0	0	0	0	0	0	20	29	0.00	1.333			
Kent Tekulve, R ERA: 2.69 (9, 1)	1.0	S	5	2	1	1	1	0	0	0	0	0	0	10	13	9.00	2.000			

AB	37
R	3
H	13
RBI	3
BB	2
SO	7
LOB	20



Batter	1	2	3	4	5	6	7	8	9	AB	R	H	RBI	BB	SO	LOB	TOP			
Frank Taveras, R OBP: 0.325, SLG: 0.294 (1, 6)	2-2 BB 5-3-2 1B		2-2 F9			0-0 FC1-6 1-2		0-1 1B		4	0	2	0	0	0	1				
Rennie Stennett, R OBP: 0.294, SLG: 0.353 (1, 4)	1-1 L8			0-0 5-3		1-0 F8		2-2 F8		4	0	0	0	0	0	3				
Richie Zisk, R OBP: 0.344, SLG: 0.477 (1, 7)	4-0 1-2 BB			3-1 6-3		0-0 F7			2-1 6-3	3	0	0	0	1	0	1				
Bob Robertson, R OBP: 0.298, SLG: 0.313 (1, 3)	0-0 5-3-2 2-H			1-3 K			2-2 6-3		0-1 5-3	4	0	0	0	0	1	2				
Dave Parker, L OBP: 0.337, SLG: 0.456 (1, 9)		0-0 3-1			2-3 K		0-0 5-3		2-3 K	4	0	0	0	0	2	0				
Bill Robinson, R OBP: 0.322, SLG: 0.531 (1, 8)		0-3 K			1-3 K		1-2 1B			3	0	1	0	0	2	0				
Manny Sanguillen, R OBP: 0.330, SLG: 0.373 (1, 2)		1-0 F8			4-0 BB		0-0 F8			2	0	0	0	1	0	1				
Tommy Helms, R OBP: 0.330, SLG: 0.367 (1, 5)			0-0 L5		0-1 5-3			0-1 P6		3	0	0	0	0	0	1				
Jerry Reuss, L OBP: 0.338, SLG: 0.310 Kent Tekulve, R (8, 1)			2-3 K		1-1 FC1-6 1B			3-2 F8		3	0	1	0	0	1	0				
Inning Stats	R: 0 E: 0 K: 0 S: 10	H: 1 LOB: 1 BB: 1 P: 17	R: 0 E: 0 K: 1 S: 8	H: 0 LOB: 0 BB: 0 P: 9	R: 0 E: 0 K: 1 S: 7	H: 0 LOB: 0 BB: 0 P: 11	R: 0 E: 0 K: 1 S: 6	H: 0 LOB: 1 BB: 1 P: 10	R: 0 E: 0 K: 2 S: 8	H: 1 LOB: 1 BB: 0 P: 15	R: 0 E: 0 K: 0 S: 9	H: 1 LOB: 1 BB: 0 P: 12	R: 0 E: 0 K: 0 S: 10	H: 1 LOB: 1 BB: 0 P: 15	R: 0 E: 0 K: 1 S: 7	H: 0 LOB: 0 BB: 0 P: 11	1B: 4 2B: 1 3B: 0 HR: 0	SF: 0 SAC: 0 DP: 1 HBP: 0	WP: 0 PB: 0 SB: 0 CS: 0	PA: 32
PITCHER Woodie Fryman, L ERA: 3.26 (1, 1)	IP: 9.0 WLS: W BF: 32 H: 4 R: 0 ER: 0 SO: 6 BB: 2 IBB: 0 HBP: 0 BLK: 0 WP: 0 HR: 0 S: 70 P: 107 ERA: 0.00 WHIP: 0.667															PITCHER Woodie Fryman, L ERA: 3.26 (1, 1)	IP: 9.0 WLS: W BF: 32 H: 4 R: 0 ER: 0 SO: 6 BB: 2 IBB: 0 HBP: 0 BLK: 0 WP: 0 HR: 0 S: 70 P: 107 ERA: 0.00 WHIP: 0.667			

Pittsburgh Pirates @ Montreal Expos
 Jarry Park, Montreal, QB
 Sun Sep.05 1976, 3:33 AM EDT
 Att. 6,180 - Unknown - 59 F

AB	30
R	0
H	4
RBI	0
BB	2
SO	6
LOB	9



Batter	1	2	3	4	5	6	7	8	9	AB	R	H	RBI	BB	SO	LOB	BOTTOM			
Bombo Rivera, R OBP: 0.333, SLG: 0.423 (1, 7)	3-2 6-3		1-0 5-3		4-0 1B IBB			2-2 1B SH3-4 E 1B		3	1	1	0	1	0	0				
Del Unser, L OBP: 0.270, SLG: 0.361 (1, 8)	1-3 K			0-3 K	1-0 1B		1-2 2-3 1B	0-0 SH3-4		3	0	1	0	0	2	0				
Tim Foli, R OBP: 0.281, SLG: 0.380 (1, 6)	0-2 1B			0-0 F7	1-3 K			2-2 BB FC1-2 1B		4	0	2	0	0	1	3				
Larry Parrish, R OBP: 0.288, SLG: 0.369 (8, PH) Jose Morales, R OBP: 0.333, SLG: 0.479 Pepe Frias, R OBP: 0.210, SLG: 0.224 (9, 5)	1-3 K			0-0 1B		0-0 5-3		1-1 E4 FC1-2 BB		3	0	1	0	0	1	1				
Earl Williams, R OBP: 0.292, SLG: 0.374 (1, 3)		1-0 L7		1-2 SAFE SAFE 1B	1-0 F8		1-0 F8	1-1 FC1-2 BB		3	0	1	0	1	0	0				
Gary Carter, R OBP: 0.298, SLG: 0.320 (1, 2)		2-0 G5-4-3 1B		1-0 6-3		2-1 F8		1-2 2-3 FC1-2		4	0	1	0	0	0	5				
Pete Mackanin, R OBP: 0.255, SLG: 0.340 Wayne Garrett, L OBP: 0.359, SLG: 0.297 (9, 4)		0-0 G5-4-3 1-2		1-0 6-3			3-3 K	1-2 2-3 3-H F9		4	0	0	0	0	1	4				
Mike Jorgensen, L OBP: 0.358, SLG: 0.356 (1, 9)			1-0 3-1		3-1 1B SH1-4 1B		2-2 F9			3	0	1	0	0	0	0				
Woodie Fryman, R OBP: 0.127, SLG: 0.111 (1, 1)			0-1 5-3		1-0 SH1-4		0-0 1-3			2	0	0	0	0	0	0				
Inning Stats	R: 0 E: 0 K: 2 S: 13	H: 1 LOB: 1 BB: 0 P: 18	R: 0 E: 0 K: 0 S: 3	H: 1 LOB: 0 BB: 0 P: 6	R: 0 E: 0 K: 0 S: 4	H: 0 LOB: 0 BB: 0 P: 6	R: 0 E: 0 K: 1 S: 9	H: 2 LOB: 2 BB: 0 P: 11	R: 0 E: 0 K: 1 S: 8	H: 2 LOB: 3 BB: 1 P: 19	R: 0 E: 0 K: 0 S: 4	H: 0 LOB: 0 BB: 0 P: 7	R: 0 E: 0 K: 1 S: 7	H: 0 LOB: 0 BB: 0 P: 12	R: 1 E: 1 K: 0 S: 17	H: 2 LOB: 3 BB: 1 P: 28	1B: 8 2B: 0 3B: 0 HR: 0	SF: 0 SAC: 2 DP: 1 HBP: 0	WP: 0 PB: 0 SB: 0 CS: 0	PA: 34
PITCHER Jerry Reuss, L ERA: 3.89 Kent Tekulve, R ERA: 2.67 (8, 1)	IP: 7.1 WLS: L BF: 31 H: 8 R: 1 ER: 1 SO: 5 BB: 0 IBB: 1 HBP: 0 BLK: 0 WP: 0 HR: 0 S: 58 P: 94 ERA: 1.23 WHIP: 1.091															PITCHER Jerry Reuss, L ERA: 3.89 Kent Tekulve, R ERA: 2.67 (8, 1)	IP: 0.2 WLS: L BF: 3 H: 0 R: 0 ER: 0 SO: 0 BB: 1 IBB: 0 HBP: 0 BLK: 0 WP: 0 HR: 0 S: 7 P: 13 ERA: 0.00 WHIP: 1.500			

Pittsburgh Pirates @ Montreal Expos
 Jarry Park, Montreal, QB
 Sun Sep.05 1976, 3:33 AM EDT
 Att. 6,180 - Unknown - 59 F

AB	30
R	1
H	8
RBI	1
BB	2
SO	5
LOB	14



Batter	1	2	3	4	5	6	7	8	9	AB	R	H	RBI	BB	SO	LOB	TOP				
Jerry Mumphy, S (1, 8) OBP: 0.337, SLG: 0.337	6-3		K			K		F7		4	0	0	0	0	2	1					
Gary Templeton, S (1, 6) OBP: 0.343, SLG: 0.363	K			1-3			1B FC	6-3		4	1	1	0	0	1	0					
Lou Brock, L (1, 7) OBP: 0.336, SLG: 0.372	3-1			K			FC4-6 1-3 SF7 1B	4-3		4	1	1	0	0	1	0					
Ted Simmons, S (1, 2)		4-3		4-3			FC FC4-6 1-2 3-H		CS 1B	4	0	1	1	0	0	1					
Keith Hernandez, L (1, 3) OBP: 0.356, SLG: 0.397		6-3			4-0 BB	CS BB	FC4-6 1B 1-2 2-3	4-3		3	1	0	0	1	0	3					
Willie Crawford, L (1, 9) OBP: 0.355, SLG: 0.450																					
Charlie Chant, R (9, 9) OBP: 0.143, SLG: 0.143	1-3					F7 1-2	SF7 1-2 3-H 4-0	4-1		3	0	0	1	0	0	1					
Hector Cruz, R (1, 5) OBP: 0.265, SLG: 0.316			G3			F5				2	0	0	0	1	0	0					
Luis Alvarado, R (1, 4) OBP: 0.667, SLG: 0.667			SH1-4 1B				K	1B 1-3 2-H		3	0	2	1	0	1	0					
Pete Falcone, L (1, 1) OBP: 0.179, SLG: 0.167			SH1-4				K	K		2	0	0	0	0	2	2					
Inning Stats	R: 0 E: 0 K: 1 S: 5	H: 0 LOB: 0 BB: 0 P: 5	R: 0 E: 0 K: 0 S: 3	H: 0 LOB: 0 BB: 0 P: 3	R: 0 E: 0 K: 1 S: 6	H: 1 LOB: 1 BB: 0 P: 6	R: 0 E: 0 K: 0 S: 5	H: 0 LOB: 0 BB: 0 P: 5	R: 0 E: 0 K: 1 S: 2	H: 0 LOB: 0 BB: 1 P: 6	R: 0 E: 0 K: 3 S: 9	H: 3 LOB: 2 BB: 1 P: 13	R: 0 E: 0 K: 0 S: 3	H: 0 LOB: 0 BB: 0 P: 3	R: 0 E: 0 K: 0 S: 3	H: 1 LOB: 0 BB: 0 P: 3	1B: 5 2B: 0 3B: 0 HR: 0	SF: 1 SAC: 1 DP: 0 HBP: 0	WP: 0 PB: 0 SB: 0 CS: 2	PA: 33	
PITCHER	IP WLS BF H R ER SO BB IBB HBP BLK WP HR S P ERA WHIP	8.0 L 30 4 3 3 7 2 0 0 0 0 0 0 42 50 3.38 0.750	1.0 3 1 0 0 0 0 0 0 0 0 0 0 0 3 3 0.00 1.000																		

St. Louis Cardinals @ Montreal Expos
 Jarry Park, Montreal, QB
 Mon Sep 06 1976, 7:05 PM EDT
 Unknown - 64 F

AB 29
 R 3
 H 5
 RBI 3
 BB 2
 SO 7
 LOB 8



Batter	1	2	3	4	5	6	7	8	9	AB	R	H	RBI	BB	SO	LOB	BOTTOM					
Bombo Rivera, R (1, 7) OBP: 0.331, SLG: 0.433	K		K			F9				4	0	1	1	0	2	0						
Del Unser, L (1, 8) OBP: 0.273, SLG: 0.363	G3									3	0	2	0	0	0	0						
Jose Morales, R (8, PH) OBP: 0.331, SLG: 0.475										1	0	0	0	0	0	2						
Dale Murray, R (9, 1)										0	0	0	0	0	0	0						
Tim Foli, R (1, 6) OBP: 0.279, SLG: 0.377	F7				P4	G6-3				4	0	0	0	0	0	2						
Larry Parrish, R (1, 5) OBP: 0.285, SLG: 0.366		G3			P2		P4			4	0	0	0	0	0	1						
Earl Williams, R (1, 3) OBP: 0.291, SLG: 0.372					4-3		K			4	0	1	0	0	1	1						
Gary Carter, R (1, 2) OBP: 0.295, SLG: 0.317	K					E6				3	0	0	0	0	1	1						
Pete Mackanin, R (1, 4) OBP: 0.253, SLG: 0.337	F3					K				3	0	0	0	0	1	2						
Mike Jorgensen, L (1, 9) OBP: 0.355, SLG: 0.353										2	0	0	0	0	1	1						
Ellis Valentine, R (8, PH) OBP: 0.336, SLG: 0.391			F9							0	0	0	0	1	0	0						
Jerry White, S (8, FR) OBP: 0.316, SLG: 0.313						K				0	1	0	0	0	0	0						
Steve Rogers, R (1, 1) OBP: 0.141, SLG: 0.127										2	0	0	0	0	1	1						
Andre Thornton, R (8, PH) OBP: 0.322, SLG: 0.378										1	0	0	0	0	1	1						
Warren Cromartie, L (9, 9) OBP: 0.254, SLG: 0.259	5-3					K		K		0	0	0	0	0	0	0						
Inning Stats	R: 0 E: 0 K: 1 S: 5	H: 1 LOB: 1 BB: 0 P: 6	R: 0 E: 0 K: 1 S: 6	H: 0 LOB: 0 BB: 0 P: 6	R: 0 E: 0 K: 1 S: 5	H: 0 LOB: 0 BB: 0 P: 5	R: 0 E: 0 K: 0 S: 4	H: 1 LOB: 1 BB: 0 P: 4	R: 0 E: 0 K: 0 S: 10	H: 0 LOB: 1 BB: 0 P: 10	R: 0 E: 0 K: 0 S: 3	H: 1 LOB: 0 BB: 0 P: 3	R: 0 E: 0 K: 1 S: 5	H: 0 LOB: 0 BB: 0 P: 5	R: 1 E: 0 K: 1 S: 6	H: 1 LOB: 2 BB: 1 P: 10	R: 0 E: 0 K: 0 S: 3	H: 0 LOB: 0 BB: 0 P: 3	1B: 3 2B: 0 3B: 1 HR: 0	SF: 0 SAC: 0 DP: 1 HBP: 0	WP: 1 PB: 0 SB: 0 CS: 0	PA: 32
PITCHER	IP WLS BF H R ER SO BB IBB HBP BLK WP HR S P ERA WHIP	9.0 W 32 4 1 1 8 1 0 0 0 1 0 47 51 1.00 0.556																				

St. Louis Cardinals @ Montreal Expos
 Jarry Park, Montreal, QB
 Mon Sep 06 1976, 7:05 PM EDT
 Unknown - 64 F

AB 31
 R 1
 H 4
 RBI 1
 BB 1
 SO 8
 LOB 12



Batter	1	2	3	4	5	6	7	8	9	AB	R	H	RBI	BB	SO	LOB	TOP								
Jerry Mumphrey, S (1, 8) OBP: 0.336, SLG: 0.336										4	0	1	0	0	1	2	St. Louis Cardinals @ Montreal Expos Jarry Park, Montreal, QB Mon Sep 06 1976, 7:05 PM EDT Att: 6,509 - Unknown - 58 F								
Don Kessinger, S (1, 6) OBP: 0.319, SLG: 0.312										2	0	0	0	1	0	1									
Lou Brock, L (8, PH) OBP: 0.335, SLG: 0.371										1	0	0	0	0	0	1									
John Curtis, L (8, 1) OBP: 0.258, SLG: 0.241										0	0	0	0	0	0	0									
Keith Hernandez, L (1, 3) OBP: 0.361, SLG: 0.417										4	2	3	1	0	0	0									
Joe Ferguson, R (1, 2) OBP: 0.329, SLG: 0.370										3	0	0	0	0	2	2									
Hector Cruz, R (1, 5) OBP: 0.268, SLG: 0.317										2	0	1	0	1	0	0									
Willie Crawford, L (9, PH) OBP: 0.356, SLG: 0.450										0	0	0	0	1	0	0									
Charlie Chant, R (1, 9) OBP: 0.100, SLG: 0.100										3	0	0	0	0	2	4									
Ted Simmons, S (9, PH) OBP: 0.370, SLG: 0.401										1	0	0	0	0	1	2									
Sam Mejias, R (9, 7)										0	0	0	0	0	0	0									
Mike Potter, R (1, 7)										3	0	0	0	0	2	4									
Vic Harris, S (9, PH) OBP: 0.279, SLG: 0.318										1	0	1	1	0	0	0									
Luis Alvarado, R (1, 4) OBP: 0.571, SLG: 0.500										3	0	1	0	1	0	0									
Lerrin LaGrow, R (1, 1) Ron Fairly, L (8, PH) Lee Richmond, R (8, PH) Garry Templeton, S (9, PH) OBP: 0.339, SLG: 0.339										2	0	0	0	0	0	1									
										0	0	0	0	1	0	0									
										0	0	0	0	0	0	0									
										1	0	0	0	0	0	3									
Inning Stats	R: 0 E: 0 K: 0 S: 3	H: 1 LOB: 0 BB: 0 P: 3	R: 0 E: 0 K: 2 S: 7	H: 0 LOB: 1 BB: 1 P: 11	R: 0 E: 1 K: 0 S: 3	H: 1 LOB: 0 BB: 0 P: 3	R: 0 E: 0 K: 3 S: 11	H: 2 LOB: 3 BB: 1 P: 15	R: 0 E: 0 K: 0 S: 3	H: 0 LOB: 0 BB: 0 P: 3	R: 1 E: 0 K: 0 S: 4	H: 1 LOB: 0 BB: 0 P: 4	R: 0 E: 0 K: 1 S: 5	H: 0 LOB: 1 BB: 0 P: 5	R: 0 E: 0 K: 1 S: 4	H: 0 LOB: 1 BB: 1 P: 8	R: 1 E: 0 K: 1 S: 7	H: 2 LOB: 3 BB: 2 P: 15	1B: 4 2B: 3 3B: 0 HR: 1	SF: 0 SAC: 1 DP: 2 HBP: 0	WP: 0 PB: 0 SB: 0 CS: 1	PA: 36			
PITCHER	IP	WLS	BF	H	R	ER	SO	BB	IBB	HBP	BLK	WP	HR	S	P	ERA	WHIP								
Steve Dunning, R (1, 1) ERA: 4.16	7.0		27	5	1	1	6	3	0	0	0	0	1	36	48	1.29	1.143								
Dale Murray, R (8, 1) ERA: 3.21	1.2		7	2	1	1	2	1	0	0	0	0	0	10	14	5.40	1.800								
Chuck Taylor, R (9, 1) ERA: 4.88	0.1	W	2	0	0	0	0	0	1	0	0	0	0	1	5	0.00	0.000								

AB	30
R	2
H	7
RBI	2
BB	5
SO	8
LOB	20



Batter	1	2	3	4	5	6	7	8	9	AB	R	H	RBI	BB	SO	LOB	BOTTOM								
Del Unser, L (1, 8) OBP: 0.273, SLG: 0.360										3	0	0	0	1	0	1	St. Louis Cardinals @ Montreal Expos Jarry Park, Montreal, QB Mon Sep 06 1976, 7:05 PM EDT Att: 6,509 - Unknown - 58 F								
Earl Williams, R (9, PH) OBP: 0.293, SLG: 0.375										1	0	1	1	0	0	0									
Tim Foli, R (1, 6) OBP: 0.278, SLG: 0.376										4	0	1	1	0	0	1									
Larry Parrish, R (1, 5) OBP: 0.285, SLG: 0.365										4	1	1	0	0	0	1									
Wayne Garrett, L (1, 4) OBP: 0.360, SLG: 0.298										3	0	1	0	1	2	0									
Barry Foote, R (1, 2) OBP: 0.247, SLG: 0.325										4	0	0	0	0	0	3									
Mike Jorgensen, L (1, 3) OBP: 0.283, SLG: 0.355										1	1	1	1	2	0	0									
Bombo Rivera, R (1, 7) OBP: 0.331, SLG: 0.431										3	0	1	0	0	0	2									
Warren Cromartie, L (1, 9) OBP: 0.258, SLG: 0.262										3	1	1	0	0	0	2									
Jerry White, S (9, 8) OBP: 0.315, SLG: 0.312										1	0	0	0	0	0	1									
Steve Dunning, R (1, 1) OBP: 0.235, SLG: 0.133										2	0	0	0	0	2	0									
Dale Murray, R (8, 1)										0	0	0	0	0	0	0									
Chuck Taylor, R (9, 1)										0	0	0	0	0	0	0									
Jose Morales, R (9, PH) OBP: 0.336, SLG: 0.475										0	0	0	0	1	0	0									
Inning Stats	R: 0 E: 0 K: 0 S: 3	H: 0 LOB: 0 BB: 0 P: 3	R: 0 E: 0 K: 1 S: 5	H: 0 LOB: 1 BB: 1 P: 9	R: 1 E: 0 K: 0 S: 5	H: 2 LOB: 0 BB: 0 P: 5	R: 0 E: 0 K: 0 S: 4	H: 2 LOB: 2 BB: 1 P: 8	R: 0 E: 0 K: 1 S: 5	H: 0 LOB: 0 BB: 0 P: 5	R: 1 E: 0 K: 0 S: 5	H: 2 LOB: 1 BB: 0 P: 5	R: 0 E: 0 K: 1 S: 5	H: 0 LOB: 1 BB: 1 P: 9	R: 0 E: 0 K: 1 S: 5	H: 0 LOB: 0 BB: 0 P: 5	R: 1 E: 0 K: 0 S: 3	H: 1 LOB: 2 BB: 2 P: 11	1B: 7 2B: 0 3B: 0 HR: 0	SF: 1 SAC: 2 DP: 0 HBP: 0	WP: 0 PB: 1 SB: 0 CS: 0	PA: 37			
PITCHER	IP	WLS	BF	H	R	ER	SO	BB	IBB	HBP	BLK	WP	HR	S	P	ERA	WHIP								
Lerrin LaGrow, R (1, 1) ERA: 2.57	7.0		29	6	2	2	3	3	0	0	0	0	0	32	44	2.57	1.286								
John Curtis, L (8, 1) ERA: 4.54	1.2	L	8	1	1	1	1	1	1	0	0	0	0	8	16	5.40	1.200								



Batter	1	2	3	4	5	6	7	8	9	AB	R	H	RBI	BB	SO	LOB	TOP								
Del Unser, L OBP: 0.276, SLG: 0.372 Barry Foote, R OBP: 0.249, SLG: 0.327	0-0 4-3		0-0 1B 3B		0-0 F8 PB 2B		0-0 1-3		0-0 BB WP 1B	4	2	2	0	0	0	0									
Tim Foli, R OBP: 0.281, SLG: 0.373	0-0 6-3		0-0 3H 1B		0-0 6-3		0-0 6-3		0-0 WP BB IBB	4	0	1	2	1	0	1									
Mike Jorgensen, L OBP: 0.359, SLG: 0.353	0-0 3-1		0-0 4-3		0-0 F8				0-0 G5-4-3 1B	4	0	1	0	1	0	2									
Earl Williams, R OBP: 0.291, SLG: 0.374		0-0 F9		0-0 G6-3 1B 2B		0-0 P6			0-0 G5-4-3 1B	5	1	1	0	0	0	3									
Larry Parrish, R OBP: 0.286, SLG: 0.364		0-3 K		0-0 E5 G6-3		0-0 F8			0-0 F9	4	0	0	0	0	1	1									
Pete Mackanin, R OBP: 0.258, SLG: 0.345 Pepe Frias, R OBP: 0.210, SLG: 0.224		0-0 2B		0-0 G6-3		0-0 FC6-4 1B			0-0 FC1-6 1B	4	0	3	0	0	0	2									
Gary Carter, R OBP: 0.318, SLG: 0.318 Jerry White, S OBP: 0.315, SLG: 0.312		0-0 6-3		0-0 1B		0-0 F8			0-0 6-3 FC1-6 1B	4	0	2	1	0	0	2									
Bombo Rivera, R OBP: 0.315, SLG: 0.408			0-0 F5		0-3 K		0-0 FC6-4		0-0 FC1-6 1B	4	1	0	0	0	1	4									
Dennis Blair, R Chip Lang, R Andre Thornton, R Chuck Taylor, R Ellis Valentine, R Joe Kerrigan, R Jose Morales, R Dale Murray, R		0-3 K		0-0 2B 6-3 1B		0-0 6-3			0-0 6-3	0	0	0	0	0	0	0									
Inning Stats	R: 0 E: 0 K: 0 S: 3	H: 0 LOB: 0 BB: 0 P: 3	R: 0 E: 0 K: 1 S: 6	H: 1 LOB: 1 BB: 0 P: 6	R: 1 E: 0 K: 1 S: 7	H: 2 LOB: 1 BB: 0 P: 7	R: 1 E: 1 K: 1 S: 7	H: 2 LOB: 1 BB: 0 P: 7	R: 2 E: 0 K: 0 S: 5	H: 2 LOB: 0 BB: 0 P: 5	R: 0 E: 0 K: 0 S: 4	H: 1 LOB: 1 BB: 0 P: 4	R: 0 E: 0 K: 0 S: 3	H: 0 LOB: 0 BB: 0 P: 3	R: 0 E: 0 K: 0 S: 3	H: 1 LOB: 0 BB: 0 P: 3	R: 3 E: 0 K: 0 S: 6	H: 3 LOB: 2 BB: 2 P: 14	1B: 8 2B: 3 3B: 1 HR: 0	SF: 0 SAC: 0 DP: 2 HBP: 0	WP: 1 PB: 1 SB: 0 CS: 0	PA: 40			
PITCHER	IP	WLS	BF	H	R	ER	SO	BB	IBB	HBP	BLK	WP	HR	S	P	ERA	WHIP								
Bob Forsch, R ERA: 3.99	5.0		22	7	4	3	3	0	0	0	0	0	0	28	28	5.40	1.400								
John Curtis, L ERA: 4.59	3.0	L	12	4	2	2	0	0	0	0	0	0	0	12	12	6.00	1.333								
Al Hrabosky, L ERA: 2.91	1.0		6	1	1	1	0	1	1	0	0	1	0	4	12	9.00	2.000								

Montreal Expos @ St. Louis Cardinals
 Busch Stadium, St. Louis, MO
 Wed Sep 08 1976, 7:05 PM CDT
 Unknown

AB	38
R	7
H	12
RBI	5
BB	2
SO	3
LOB	17



Batter	1	2	3	4	5	6	7	8	9	AB	R	H	RBI	BB	SO	LOB	BOTTOM								
Jerry Mumphrey, S OBP: 0.326, SLG: 0.326	4-0 6-3 G3 BB	0-0 SF8		0-0 4-3		0-0 G3			0-3 K	3	0	0	1	1	1	2									
Gary Templeton, S OBP: 0.336, SLG: 0.354	0-0 G3	0-0 G1-6-3 1B		0-0 F8					0-0 4-3	5	0	2	1	0	0	2									
Lou Brock, L OBP: 0.339, SLG: 0.381	0-0 6-3	0-0 G1-6-3			0-0 IHR		0-3 K		0-0 5-3	5	1	1	1	0	1	4									
Ted Simmons, S OBP: 0.371, SLG: 0.398	0-0 4-3		0-0 6-3		0-0 F9		0-0 F7			4	0	0	0	0	0	2									
Keith Hernandez, L OBP: 0.374, SLG: 0.426		0-0 2B E 1B	4-0 1B BB		0-3 K		0-0 1B			3	1	2	0	1	1	0									
Willie Crawford, L OBP: 0.358, SLG: 0.450 Joe Ferguson, R OBP: 0.329, SLG: 0.370		0-0 E WP 2B	0-0 1B		0-3 K		0-0 P5			4	1	2	0	0	1	2									
Don Kessinger, S OBP: 0.316, SLG: 0.308		0-0 E4 1B WP SF8	0-0 F8			0-0 4-3			0-0 5-3	4	1	0	1	0	0	2									
Hector Cruz, R OBP: 0.274, SLG: 0.319		0-0 SF8 1B BB		0-0 4-3 SH1-4 1B		0-0 SH1-3 1B			0-0 6-3	3	1	2	0	1	0	0									
Bob Forsch, R OBP: 0.167, SLG: 0.226 John Curtis, L OBP: 0.250, SLG: 0.233 Al Hrabosky, R		0-0 1B		0-0 SH1-4		0-0 SH1-3			0-0 1-3	1	0	1	0	0	0	0									
Inning Stats	R: 0 E: 0 K: 0 S: 3	H: 0 LOB: 1 BB: 1 P: 7	R: 4 E: 1 K: 0 S: 7	H: 4 LOB: 1 BB: 1 P: 11	R: 0 E: 0 K: 0 S: 4	H: 1 LOB: 1 BB: 0 P: 4	R: 1 E: 0 K: 2 S: 8	H: 1 LOB: 0 BB: 0 P: 8	R: 0 E: 0 K: 0 S: 4	H: 1 LOB: 1 BB: 0 P: 4	R: 0 E: 0 K: 1 S: 7	H: 2 LOB: 0 BB: 0 P: 7	R: 0 E: 0 K: 0 S: 3	H: 0 LOB: 0 BB: 0 P: 3	R: 0 E: 0 K: 1 S: 5	H: 0 LOB: 0 BB: 0 P: 5	1B: 8 2B: 1 3B: 0 HR: 1	SF: 1 SAC: 2 DP: 1 HBP: 0	WP: 1 PB: 0 SB: 0 CS: 0	PA: 39					
PITCHER	IP	WLS	BF	H	R	ER	SO	BB	IBB	HBP	BLK	WP	HR	S	P	ERA	WHIP								
Dennis Blair, R ERA: 5.4	1.1		11	4	4	3	0	2	0	0	0	0	0	8	12	0.00	1.125								
Chip Lang, R ERA: 4.15	2.2		9	2	0	0	0	1	0	0	0	0	0	12	12	4.50	1.000								
Chuck Taylor, R ERA: 4.99	2.0		8	2	1	1	2	0	0	0	0	0	0	10	10	0.00	1.000								
Joe Kerrigan, R ERA: 3.6	2.0	W	8	2	0	0	1	0	0	0	0	0	0	10	10	0.00	1.000								
Dale Murray, R ERA: 3.19	1.0	S	3	0	0	0	1	0	0	0	0	0	0	5	5	0.00	0.000								

Montreal Expos @ St. Louis Cardinals
 Busch Stadium, St. Louis, MO
 Wed Sep 08 1976, 7:05 PM CDT
 Unknown

AB	33
R	5
H	10
RBI	4
BB	3
SO	4
LOB	14




Batter	1	2	3	4	5	6	7	8	9	AB	R	H	RBI	BB	SO	LOB	TOP								
Del Unser, L OBP: 0.279, SLG: 0.371 (1.8)										4	2	1	0	2	1	0	Montreal Expos @ St. Louis Cardinals Busch Stadium, St. Louis, MO Wed Sep 08 1976, 7:05 PM CDT Att: 6,945 - Unknown								
Tim Foli, R OBP: 0.286, SLG: 0.376 (1.6)										5	2	3	0	1	0	4									
Mike Jorgensen, L OBP: 0.360, SLG: 0.358 (1.9)										4	1	2	2	0	1	2									
Earl Williams, R OBP: 0.286, SLG: 0.371 (5.1)										2	0	0	1	0	0	1									
Larry Parrish, R OBP: 0.287, SLG: 0.363 (3.1)										1	0	0	0	1	1	2									
Chip Lang, R OBP: 0.200, SLG: 0.200 (5. PH)										0	0	0	0	0	0	0									
Andre Thornton, R OBP: 0.324, SLG: 0.377 (5.3)										2	0	0	0	1	1	1									
Barry Foote, R OBP: 0.246, SLG: 0.325 (1.2)										5	1	1	0	0	2	6									
Bombo Rivera, R OBP: 0.325, SLG: 0.423 (8.7)										4	1	3	1	0	1	0									
Jerry White, S OBP: 0.317, SLG: 0.314 (1.4)										4	1	1	1	1	0	0									
Pepe Frias, R OBP: 0.212, SLG: 0.238 (1.1)										1	0	0	0	0	1	2									
Gerry Hannahs, L OBP: 0.255, SLG: 0.341 (3.5)										4	0	0	0	0	0	3									
Inning Stats	R: 0 H: 1 E: 1 K: 1 S: 6	H: 1 LOB: 1 BB: 0 P: 6	R: 0 H: 1 E: 0 K: 2 S: 8	H: 1 LOB: 2 BB: 1 P: 12	R: 1 H: 2 E: 0 K: 1 S: 7	H: 2 LOB: 2 BB: 1 P: 11	R: 0 H: 1 E: 0 K: 0 S: 4	H: 1 LOB: 2 BB: 1 P: 8	R: 0 H: 0 E: 0 K: 0 S: 3	H: 0 LOB: 0 BB: 0 P: 3	R: 5 H: 4 E: 3 K: 1 S: 10	H: 4 LOB: 2 BB: 2 P: 18	R: 0 H: 0 E: 0 K: 1 S: 5	H: 0 LOB: 0 BB: 0 P: 5	R: 2 H: 3 E: 1 K: 1 S: 10	H: 3 LOB: 1 BB: 0 P: 10	R: 0 H: 1 E: 0 K: 0 S: 4	H: 1 LOB: 2 BB: 1 P: 8	1B: 9 2B: 5 3B: 0 HR: 0	SF: 2 SAC: 1 DP: 1 HBP: 0	WP: 1 PB: 0 SB: 0 CS: 2	PA: 47			
PITCHER	IP	WLS	BF	H	R	ER	SO	BB	IBB	HBP	BLK	WP	HR	S	P	ERA	WHIP								
Eddie Solomon, R ERA: 3.77 (1.1)	5.1		29	9	6	4	4	3	0	0	0	0	0	34	46	6.75	2.250								
Mike Wallace, L ERA: 3.99 (6.1)	0.1		3	0	0	0	0	2	0	0	0	1	0	1	9	0.00	6.000								
Tom Walker, R ERA: 4.5 (6.1)	3.1	L	15	4	2	2	4	0	1	0	0	0	0	22	26	5.40	1.200								

Batter	1	2	3	4	5	6	7	8	9	AB	R	H	RBI	BB	SO	LOB	BOTTOM								
Jerry Mumphrey, S OBP: 0.326, SLG: 0.324 (1.8)										5	1	1	0	0	1	1	Montreal Expos @ St. Louis Cardinals Busch Stadium, St. Louis, MO Wed Sep 08 1976, 7:05 PM CDT Att: 6,945 - Unknown								
Gary Templeton, S OBP: 0.339, SLG: 0.373 (1.6)										5	1	2	0	0	1	0									
Mike Anderson, R OBP: 0.392, SLG: 0.368 (1.7)										0	1	0	0	2	0	0									
Vic Harris, S OBP: 0.276, SLG: 0.313 (2. PR)										3	0	0	0	0	0	1									
Joe Ferguson, R OBP: 0.326, SLG: 0.367 (1.2)										3	0	0	1	0	0	1									
Keith Hernandez, L OBP: 0.373, SLG: 0.422 (1.3)										3	1	0	0	1	0	0									
Hector Cruz, R OBP: 0.276, SLG: 0.318 (1.5)										1	2	0	1	2	0	0									
Ron Fairly, L OBP: 0.388, SLG: 0.303 (8. PH)										1	0	0	0	0	0	0									
Don Kessinger, S OBP: 0.316, SLG: 0.308 (9.4)										0	0	0	0	0	0	0									
Sam Mejias, R OBP: 0.340, SLG: 0.383 (1.9)										3	0	0	0	0	1	4									
Lou Brock, L OBP: 0.340, SLG: 0.383 (9.7)										1	0	1	0	0	0	0									
Luis Alvarado, R OBP: 0.583, SLG: 0.545 (1.4)										3	1	2	2	0	0	0									
Willie Crawford, L OBP: 0.358, SLG: 0.450 (8. PH)										0	0	0	0	0	0	0									
Ted Simmons, S OBP: 0.371, SLG: 0.397 (8. PH)										1	0	0	0	0	0	1									
Charlie Chant, R OBP: 0.100, SLG: 0.100 (9.9)										0	0	0	0	0	0	0									
Eddie Solomon, R OBP: 0.500, SLG: 1.000 (1.1)										2	0	1	2	0	1	1									
Mike Wallace, L OBP: 0.333, SLG: 0.333 (6.1)										0	0	0	0	0	0	0									
Tom Walker, R OBP: 0.189, SLG: 0.250 (8. PH)										1	0	0	0	0	0	0									
Inning Stats	R: 5 H: 3 E: 0 K: 2 S: 10	H: 3 LOB: 1 BB: 3 P: 22	R: 0 H: 0 E: 0 K: 2 S: 7	H: 0 LOB: 1 BB: 1 P: 11	R: 2 H: 2 E: 0 K: 0 S: 5	H: 2 LOB: 1 BB: 1 P: 9	R: 0 H: 0 E: 0 K: 0 S: 3	H: 0 LOB: 0 BB: 0 P: 3	R: 0 H: 0 E: 0 K: 0 S: 3	H: 0 LOB: 0 BB: 0 P: 3	R: 0 H: 0 E: 0 K: 0 S: 3	H: 0 LOB: 0 BB: 0 P: 3	R: 0 H: 0 E: 0 K: 0 S: 4	H: 1 LOB: 1 BB: 0 P: 4	R: 0 H: 1 E: 0 K: 0 S: 4	H: 1 LOB: 1 BB: 0 P: 4	1B: 4 2B: 3 3B: 0 HR: 0	SF: 1 SAC: 0 DP: 0 HBP: 0	WP: 1 PB: 0 SB: 0 CS: 0	PA: 39					
PITCHER	IP	WLS	BF	H	R	ER	SO	BB	IBB	HBP	BLK	WP	HR	S	P	ERA	WHIP								
Gerry Hannahs, L ERA: 23.63 (1.1)	2.2		18	5	7	7	4	5	0	0	0	0	0	4	4	0.00	3.750								
Chip Lang, R ERA: 4.04 (3.1)	1.1		4	0	0	0	0	0	0	0	0	0	0	4	4	0.00	0.000								
Chuck Taylor, R ERA: 4.83 (5.1)	1.0		3	0	0	0	0	0	0	0	0	0	0	3	3	0.00	0.000								
Joe Kerrigan, R ERA: 3.41 (6.1)	2.0	W	6	0	0	0	0	0	0	0	0	0	0	6	6	0.00	0.000								
Dale Murray, R ERA: 3.19 (8.1)	0.2		3	1	0	0	0	0	0	0	0	0	0	3	3	0.00	1.500								


Batter	1	2	3	4	5	6	7	8	9	AB	R	H	RBI	BB	SO	LOB	TOP					
Del Unser, L OBP: 0.279, SLG: 0.370 (1, 8)										4	1	1	0	0	0	0	Montreal Expos @ St. Louis Cardinals Busch Stadium, St. Louis, MO Thu Sep 09 1976, 7:05 PM CDT Att: 4,595 - Unknown					
Tim Foli, R OBP: 0.283, SLG: 0.373 (1, 6)										4	0	0	0	0	0	2						
Mike Jorgensen, L OBP: 0.359, SLG: 0.356 (1, 9)										4	0	1	0	0	0	0						
Earl Williams, R OBP: 0.286, SLG: 0.368 (1, 3)										3	0	0	0	0	0	2						
Larry Parrish, R OBP: 0.289, SLG: 0.365 (1, 5)										3	0	2	1	0	0	0						
Warren Cromartie, L OBP: 0.246, SLG: 0.250 (1, 7)										3	0	0	0	0	0	3						
Gary Carter, R OBP: 0.294, SLG: 0.315 (1, 2)										3	0	0	0	0	0	0						
Pepe Frias, R OBP: 0.207, SLG: 0.232 (8, PH)									2	0	0	0	0	0	0	0						
Ellis Valentine, R OBP: 0.336, SLG: 0.388 (8, PH)									1	0	0	0	0	0	1	0						
Pete Mackanin, R OBP: 0.255, SLG: 0.341 (8, 4)									0	0	0	0	0	0	0	0						
Don Carrithers, R OBP: 0.108, SLG: 0.162 (1, 1)									2	0	0	0	0	0	1	0						
Jose Morales, R OBP: 0.333, SLG: 0.476 (8, PH)									1	0	0	0	0	0	0	0						
Chuck Taylor, R (8, 1)									0	0	0	0	0	0	0	0						
Inning Stats	R: 0 E: 0 K: 0 S: 3	H: 0 LOB: 0 BB: 0 P: 3	R: 0 E: 0 K: 0 S: 3	H: 0 LOB: 0 BB: 0 P: 3	R: 0 E: 0 K: 0 S: 3	H: 0 LOB: 0 BB: 0 P: 3	R: 1 E: 0 K: 0 S: 6	H: 3 LOB: 2 BB: 0 P: 6	R: 0 E: 1 K: 0 S: 3	H: 0 LOB: 0 BB: 0 P: 3	R: 0 E: 0 K: 0 S: 3	H: 1 LOB: 0 BB: 0 P: 3	R: 0 E: 0 K: 1 S: 5	H: 0 LOB: 0 BB: 0 P: 5	R: 0 E: 0 K: 0 S: 5	H: 0 LOB: 0 BB: 0 P: 5	R: 0 E: 0 K: 0 S: 3	H: 0 LOB: 0 BB: 0 P: 3	1B: 4 2B: 0 3B: 0 HR: 0	SF: 0 SAC: 0 DP: 2 HBP: 0	WP: 0 PB: 0 SB: 0 CS: 0	PA: 30
PITCHER Lynn McClothen, R ERA: 3.67 (1, 1)	IP: 9.0 WLS: W BF: 30	H: 4 R: 1 ER: 1 SO: 2	BB: 0 IBB: 0 HBP: 0 BLK: 0	WP: 0 HR: 0 S: 34 P: 34	ERA: 1.00 WHIP: 0.444											ERA: 1.00 WHIP: 0.444						

AB	30
R	1
H	4
RBI	1
BB	0
SO	2
LOB	7



Batter	1	2	3	4	5	6	7	8	9	AB	R	H	RBI	BB	SO	LOB	BOTTOM			
Vic Harris, S OBP: 0.271, SLG: 0.308 (1, 8)										4	0	0	0	0	0	2	Montreal Expos @ St. Louis Cardinals Busch Stadium, St. Louis, MO Thu Sep 09 1976, 7:05 PM CDT Att: 4,595 - Unknown			
Sam Mejias, R (7, PR) (8, 8)										1	0	0	0	0	0	2				
Gary Templeton, S OBP: 0.339, SLG: 0.397 (1, 6)										3	1	1	1	0	0	0				
Lou Brock, L OBP: 0.342, SLG: 0.384 (1, 7)										4	1	2	0	0	0	2				
Ted Simmons, S OBP: 0.370, SLG: 0.395 (1, 2)										3	1	0	0	1	1	4				
Keith Hernandez, L OBP: 0.377, SLG: 0.427 (1, 3)										4	2	3	1	0	0	0				
Willie Crawford, L OBP: 0.360, SLG: 0.453 (1, 9)										4	1	2	1	0	1	1				
Don Kessinger, S OBP: 0.315, SLG: 0.308 (1, 4)										4	0	1	0	0	1	4				
Hector Cruz, R OBP: 0.278, SLG: 0.318 (1, 5)										3	0	1	0	1	1	2				
Lynn McClothen, L OBP: 0.194, SLG: 0.234 (1, 1)										4	0	2	3	0	1	2				
Inning Stats	R: 0 E: 0 K: 0 S: 3	H: 3 LOB: 1 BB: 2 P: 13	R: 0 E: 0 K: 0 S: 3	H: 1 LOB: 0 BB: 0 P: 3	R: 0 E: 0 K: 0 S: 5	H: 2 LOB: 2 BB: 0 P: 5	R: 2 E: 0 K: 2 S: 10	H: 3 LOB: 1 BB: 0 P: 10	R: 0 E: 0 K: 1 S: 5	H: 0 LOB: 0 BB: 0 P: 5	R: 0 E: 1 K: 0 S: 4	H: 0 LOB: 2 BB: 0 P: 4	R: 0 E: 0 K: 2 S: 10	H: 3 LOB: 2 BB: 0 P: 10	R: 0 E: 0 K: 0 S: 10	H: 0 LOB: 0 BB: 0 P: 10	1B: 9 2B: 3 3B: 0 HR: 1	SF: 0 SAC: 1 DP: 2 HBP: 0	WP: 0 PB: 0 SB: 1 CS: 0	PA: 37
PITCHER Don Carrithers, R ERA: 4.52 (1, 1)	IP: 7.0 WLS: L BF: 31	H: 9 R: 5 ER: 5 SO: 3	BB: 1 IBB: 1 HBP: 0 BLK: 0	WP: 0 HR: 1 S: 35 P: 43	ERA: 6.43 WHIP: 1.429											ERA: 6.43 WHIP: 1.429				
Chuck Taylor, R ERA: 4.96 (8, 1)	IP: 1.0 WLS: L BF: 6	H: 3 R: 1 ER: 1 SO: 2	BB: 0 IBB: 0 HBP: 0 BLK: 0	WP: 0 HR: 0 S: 10 P: 10	ERA: 9.00 WHIP: 3.000											ERA: 9.00 WHIP: 3.000				

AB	34
R	6
H	12
RBI	6
BB	2
SO	5
LOB	19



Batter	1	2	3	4	5	6	7	8	9	AB	R	H	RBI	BB	SO	LOB	TOP		
Bombo Rivera, R OBP: 0.328, SLG: 0.418 Jerry White, S OBP: 0.316, SLG: 0.313	4-0 BB G6-4-3	4-2 BB		1-0 6-3		0-3 K			2-2 3-1	2	0	0	0	2	1	2			
Tim Foli, R OBP: 0.280, SLG: 0.369	1-1 G6-4-3 1-2f	0-2 F8		2-0 4-3			0-0 5-3		0-0 F9	5	0	0	0	0	0	3			
Ellis Valentine, R OBP: 0.338, SLG: 0.382	1-1 E3 FC6-4		0-3 K		0-0 F9		4-1 FC4-6 BB		4-2 BB	3	0	0	0	2	1	0			
Earl Williams, R OBP: 0.288, SLG: 0.368	1-1 FC6-4 1-2f		0-0 E 1B		1-2 G6-4-3 1B		2-2 FC4-6 BB 1-2f		3-2 5-3	5	1	2	0	0	0	3			
Barry Foote, R OBP: 0.252, SLG: 0.329		2-2 1B 2B		0-1 L4		2-0 G6-4-3 1-2f		4-1 FC6-4 BB 1-2		3	1	1	0	1	0	2			
Larry Parrish, R OBP: 0.291, SLG: 0.368		1-2 1B 2H		1-0 E6 1H		1-0 F6		1-0 FC6-4 1-2f		4	2	2	2	0	0	2			
Pete Mackanin, R OBP: 0.291, SLG: 0.346 Pepe Frias, R OBP: 0.205, SLG: 0.229		2-0 6-3 4-3 1B 2H		0-0 1B		0-0 SH1-4 1B		1-3 K		3	0	3	1	0	0	0			
Del Unser, L OBP: 0.279, SLG: 0.369		0-0 4-3 1-2		1-3 K		2-0 SH1-4 1B		2-0 3-1		4	0	1	0	0	1	2			
Woodie Fryman, R OBP: 0.121, SLG: 0.105		0-1 6-3 2-3		1-0 4-3		0-2 SH1-4		2-3 K		3	0	0	0	0	1	1			
Inning Stats	R: 0 E: 1 K: 0 S: 6	H: 0 LOB: 1 BB: 1 P: 13	R: 2 E: 0 K: 0 S: 19	H: 3 LOB: 2 BB: 1 P: 28	R: 2 E: 1 K: 2 S: 11	H: 3 LOB: 1 BB: 0 P: 13	R: 0 E: 0 K: 0 S: 3	H: 0 LOB: 0 BB: 0 P: 7	R: 0 E: 0 K: 1 S: 5	H: 2 LOB: 2 BB: 0 P: 12	R: 0 E: 0 K: 0 S: 7	H: 0 LOB: 2 BB: 2 P: 18	R: 0 E: 0 K: 2 S: 13	H: 0 LOB: 1 BB: 1 P: 22	1B: 7 2B: 2 3B: 0 HR: 0	SF: 0 SAC: 1 DP: 2 HBP: 0	WP: 0 PB: 0 SB: 0 CS: 0	PA: 40	
PITCHER	IP	WLS	BF	H	R	ER	SO	BB	IBB	HBP	BLK	WP	HR	S	P	ERA	WHIP		
John Candelaria, L ERA: 3.15	3.0	L	17	6	4	4	2	2	0	0	0	0	0	36	54	12.00	2.667		
Bob Moose, R ERA: 3.36	2.0		6	1	0	0	0	0	0	0	0	0	0	8	15	0.00	0.500		
Doc Medich, R ERA: 3.73	2.0		10	2	0	0	1	2	0	0	0	0	0	16	30	0.00	2.000		
Dave Giusti, R ERA: 4.68	2.0		7	0	0	0	2	1	0	0	0	0	0	20	34	0.00	0.500		

Montreal Expos @ Pittsburgh Pirates
Three Rivers Stadium, Pittsburgh, PA
Fri Sep 10 1976, 7:05 PM EDT
Att: 12,032 - Unknown

AB	34
R	4
H	9
RBI	3
BB	5
SO	5
LOB	15



Batter	1	2	3	4	5	6	7	8	9	AB	R	H	RBI	BB	SO	LOB	BOTTOM					
Frank Taveras, R OBP: 0.329, SLG: 0.296 Al Oliver, L OBP: 0.367, SLG: 0.492	0-1 F4		0-0 F7 SF7 2B		1-0 G1-6-3 1-2f			4-2 BB BB	0-2 1-3	3	1	1	0	1	0	1						
Rennie Stennett, R OBP: 0.288, SLG: 0.345	1-0 1-3		0-0 F7 2-3		0-0 F6			1-1 F7		4	0	0	0	0	0	3						
Richie Zisk, R OBP: 0.344, SLG: 0.473 Omar Moreno, L OBP: 0.382, SLG: 0.390	0-0 F7		2-0 SF7 3-H		3-2 F3			4-1 BB 1-2		2	0	0	1	1	0	0						
Willie Stargell, L OBP: 0.338, SLG: 0.444		3-2 FC5-4 1B 1B	1-0 1B		1-3 K			3-3 K		4	1	2	0	0	2	2						
Dave Parker, L OBP: 0.340, SLG: 0.457		2-1 FC5-4 1B 1-2	0-2 4-3		3-2 F9			1-0 3-1		4	0	1	0	0	0	3						
Bill Robinson, R OBP: 0.324, SLG: 0.530		1-1 FC5-4 1B 1-2f 2-3		1-1 6-3			0-1 L8		2-1 F7	4	0	0	0	0	0	2						
Manny Sanguillen, R OBP: 0.340, SLG: 0.381		1-0 1B 1-2 3-H		0-1 CS 1B			2-1 F7		0-0 F5	4	0	2	1	0	0	0						
Richie Hebner, L OBP: 0.315, SLG: 0.356		0-0 F9		3-3 K 1-2			4-2 BB		2-2 1B 1B	3	0	1	0	1	1	3						
Inning Stats	R: 0 E: 0 K: 0 S: 4	H: 0 LOB: 0 BB: 0 P: 5	R: 1 E: 0 K: 0 S: 10	H: 3 LOB: 0 BB: 0 P: 18	R: 1 E: 0 K: 0 S: 7	H: 2 LOB: 1 BB: 0 P: 10	R: 0 E: 0 K: 1 S: 7	H: 1 LOB: 1 BB: 0 P: 11	R: 0 E: 0 K: 0 S: 5	H: 1 LOB: 1 BB: 0 P: 8	R: 0 E: 0 K: 1 S: 9	H: 0 LOB: 2 BB: 0 P: 16	R: 0 E: 0 K: 0 S: 8	H: 0 LOB: 1 BB: 1 P: 15	R: 0 E: 0 K: 1 S: 12	H: 0 LOB: 2 BB: 2 P: 25	R: 0 E: 0 K: 0 S: 14	H: 2 LOB: 2 BB: 0 P: 21	1B: 8 2B: 2 3B: 0 HR: 0	SF: 1 SAC: 0 DP: 2 HBP: 0	WP: 0 PB: 0 SB: 0 CS: 1	PA: 37
PITCHER	IP	WLS	BF	H	R	ER	SO	BB	IBB	HBP	BLK	WP	HR	S	P	ERA	WHIP					
Woodie Fryman, L ERA: 3.18	9.0	W	37	9	2	2	3	3	0	0	0	0	0	76	129	2.00	1.333					

Montreal Expos @ Pittsburgh Pirates
Three Rivers Stadium, Pittsburgh, PA
Fri Sep 10 1976, 7:05 PM EDT
Att: 12,032 - Unknown

AB	33
R	2
H	9
RBI	2
BB	3
SO	3
LOB	19



Batter	1	2	3	4	5	6	7	8	9	AB	R	H	RBI	BB	SO	LOB	TOP										
Bombo Rivera, R (1, 7) OBP: 0.328, SLG: 0.414 Jerry White, S (8, 7) OBP: 0.316, SLG: 0.313	3-2 2B 6-3 1B		3-2 6-3 1-3			2-2 4-3		1-2 F5		4	1	1	0	0	0	1											
Tim Foli, R (1, 6) OBP: 0.280, SLG: 0.370	2-1 1-3 2B		0-0 5-3			0-0 5-3		0-1 1-3		4	0	1	0	0	0	1											
Ellis Valentine, R (1, 8) OBP: 0.336, SLG: 0.377	0-2 6-3		0-0 6-3			1-1 L9		4-2 BB		3	0	0	1	1	0	2											
Earl Williams, R (1, 3) OBP: 0.287, SLG: 0.376	1-1 6-3			0-0 F8			0-1 HR	1-3 K		4	1	1	1	0	1	2											
Barry Foote, R (1, 2) OBP: 0.248, SLG: 0.324	2-2 F7			1-1 F7			0-0 F3	1-3 K		4	0	0	0	0	1	1											
Larry Parrish, R (1, 5) OBP: 0.291, SLG: 0.368 Mike Jorgensen, L (9, PH) OBP: 0.358, SLG: 0.355		0-0 F7		0-0 F8			1-1 1B G3	0-1 4-3		3	1	1	0	0	0	0											
Pete Mackanin, R (1, 4) Pat Scanlon, L (9, PH) OBP: 0.250, SLG: 0.391		0-0 5-3		0-0 6-3			0-1 1B G3	1-3 K		3	0	1	0	0	0	0											
Andre Dawson, R (1, 9) Jose Morales, R (7, PH) OBP: 0.331, SLG: 0.473 Del Unser, L (7, 9) OBP: 0.279, SLG: 0.369		3-3 K		0-2 P4			0-1 G3	2-3 3-H 3-2 L9		2	0	0	0	0	1	0											
Steve Rogers, R (1, 1) OBP: 0.136, SLG: 0.123 Andre Thornton, R (7, PH) OBP: 0.323, SLG: 0.376 Joe Kerrigan, R (7, 1)			0-0 E6 6-3 WP		0-1 3-1					2	0	0	0	0	0	0											
Inning Stats	R: 1 E: 0 K: 0 S: 14	H: 2 LOB: 1 BB: 0 P: 22	R: 0 E: 0 K: 1 S: 8	H: 0 LOB: 0 BB: 0 P: 11	R: 0 E: 1 K: 0 S: 6	H: 0 LOB: 1 BB: 0 P: 9	R: 0 E: 0 K: 0 S: 4	H: 0 LOB: 0 BB: 0 P: 5	R: 0 E: 0 K: 0 S: 6	H: 0 LOB: 0 BB: 0 P: 6	R: 2 E: 0 K: 0 S: 12	H: 3 LOB: 1 BB: 0 P: 16	R: 0 E: 0 K: 1 S: 10	H: 0 LOB: 1 BB: 1 P: 16	R: 0 E: 0 K: 2 S: 8	H: 0 LOB: 0 BB: 0 P: 10	1B: 3 2B: 1 3B: 0 HR: 1	SF: 0 SAC: 0 DP: 0 HBP: 0	WP: 1 PB: 0 CS: 1	PA: 34							
PITCHER	IP	WLS	BF	H	R	ER	SO	BB	IBB	HBP	BLK	WP	HR	S	P	ERA	WHIP										
Jerry Reuss, L (1, 1) ERA: 3.89 Kent Tekulve, R (8, 1) ERA: 2.55	7.0	W	27	5	3	3	1	0	0	0	0	1	1	56	78	3.86	0.714										

Montreal Expos @ Pittsburgh Pirates
Three Rivers Stadium, Pittsburgh, PA
Sat Sep 11 1976, 7:05 PM EDT
Att: 7,509 - Unknown

AB	33
R	3
H	5
RBI	3
BB	1
SO	4
LOB	9



Batter	1	2	3	4	5	6	7	8	9	AB	R	H	RBI	BB	SO	LOB	BOTTOM										
Frank Taveras, R (1, 6) OBP: 0.328, SLG: 0.300	0-0 F2	2-1 3B		1-2 4-3			1-2 4-3			4	0	1	0	0	0	1											
Omar Moreno, L (1, 8) OBP: 0.376, SLG: 0.383	1-1 3-1 WP 1B	1-3 K			0-1 F2			1-0 3-1		4	1	1	0	0	1	1											
Richie Zisk, R (1, 7) OBP: 0.344, SLG: 0.470 Bill Robinson, R (9, 7) OBP: 0.324, SLG: 0.530	4-1 WP 1B BB		0-0 5-3		0-1 F8			3-1 4-3		3	1	0	0	1	0	0											
Willie Stargell, L (1, 3) OBP: 0.337, SLG: 0.440	2-2 3-1		0-0 G1		3-2 F7			4-2 BB		3	0	0	0	1	0	2											
Dave Parker, L (1, 9) OBP: 0.342, SLG: 0.457	1-0 1B BB		0-0 CS			1-1 4-3		0-0 3-1		4	1	2	1	0	0	1											
Richie Hebner, L (1, 5) OBP: 0.318, SLG: 0.358	2-H 3-H 1-2 1B		1-1 CS	2-2 E 6-3 1B		0-0 F7				3	1	2	1	0	0	0											
Rennie Stennett, R (1, 4) OBP: 0.287, SLG: 0.343	0-0 3-1			0-2 E4 G3		1-2 G3				3	0	0	0	0	0	2											
Manny Sanguillen, R (1, 2) OBP: 0.338, SLG: 0.378		1-2 5-3		1-0 6-3			1-2 F8			3	0	0	1	0	0	1											
Jerry Reuss, L (1, 1) OBP: 0.328, SLG: 0.300 Ed Kirkpatrick, L (7, PH) OBP: 0.317, SLG: 0.312 Kent Tekulve, R (8, 1)		2-3 K		3-H 1-1 G3			2-0 L9			2	0	0	0	0	1	1											
Inning Stats	R: 3 E: 0 K: 0 S: 12	H: 3 LOB: 1 BB: 1 P: 21	R: 0 E: 0 K: 2 S: 15	H: 1 LOB: 0 BB: 0 P: 21	R: 0 E: 0 K: 0 S: 4	H: 1 LOB: 0 BB: 0 P: 5	R: 1 E: 1 K: 0 S: 14	H: 1 LOB: 1 BB: 0 P: 19	R: 0 E: 0 K: 0 S: 7	H: 0 LOB: 0 BB: 0 P: 10	R: 0 E: 0 K: 0 S: 6	H: 0 LOB: 0 BB: 0 P: 8	R: 0 E: 0 K: 0 S: 8	H: 0 LOB: 1 BB: 1 P: 16	R: 0 E: 0 K: 0 S: 8	H: 0 LOB: 1 BB: 1 P: 16	1B: 5 2B: 0 3B: 1 HR: 0	SF: 0 SAC: 0 DP: 0 HBP: 0	WP: 1 PB: 0 CS: 1	PA: 33							
PITCHER	IP	WLS	BF	H	R	ER	SO	BB	IBB	HBP	BLK	WP	HR	S	P	ERA	WHIP										
Steve Rogers, R (1, 1) ERA: 3.29 Joe Kerrigan, R (7, 1) ERA: 3.23	6.0	L	25	6	4	3	2	1	0	0	0	0	0	58	84	4.50	1.167										

Montreal Expos @ Pittsburgh Pirates
Three Rivers Stadium, Pittsburgh, PA
Sat Sep 11 1976, 7:05 PM EDT
Att: 7,509 - Unknown

AB	30
R	4
H	6
RBI	3
BB	2
SO	2
LOB	9



Batter	1	2	3	4	5	6	7	8	9	AB	R	H	RBI	BB	SO	LOB	TOP					
Bombo Rivera, R (1, 7) OBP: 0.322, SLG: 0.406 Del Unser, L (8, PH) OBP: 0.282, SLG: 0.369 (8, 7)	1-3 		1-2 		0-3 			0-2 		3	0	0	0	0	2	0						
Tim Foli, R (1, 6) OBP: 0.280, SLG: 0.367	4-1 		0-1 			2-2 		2-2 		3	0	1	0	1	0	0						
Ellis Valentine, R (1, 8) OBP: 0.337, SLG: 0.374	1-2 		0-0 			0-0 		4-1 		3	1	1	0	1	0	1						
Earl Williams, R (1, 3) OBP: 0.289, SLG: 0.383	3-2 		1-1 			3-2 		2-2 		4	1	2	2	0	0	2						
Larry Parrish, R (1, 5) OBP: 0.291, SLG: 0.369 Chuck Taylor, R (6, 1)	1-1 			1-0 				2-2 		3	0	0	0	0	0	1						
Jose Morales, R (9, PH) OBP: 0.340, SLG: 0.480									1-1 	3	0	0	0	0	0	1						
Gary Carter, R (1, 2) OBP: 0.291, SLG: 0.311		0-1 		0-0 				0-0 		3-1 	4	0	0	0	0	1						
Andre Dawson, R (1, 9) OBP: 0.167, SLG: 0.167		1-2 		2-3 				2-2 		1-2 	4	0	1	0	0	1						
Pepe Frias, R (1, 4) OBP: 0.209, SLG: 0.233 Rodney Scott, S (7, PH) OBP: 0.507, SLG: 0.500 (7, 4)		1-2 		1-3 				4-1 		0-0 	2	0	1	0	0	1						
Mike Jorgensen, L (9, PH) OBP: 0.358, SLG: 0.359		1-2 									1	0	0	0	0	1						
Dennis Blair, R (1, 1) Don Carrithers, R (1, 1) Roger Fresno, R (2, PH) Chip Lang, R (2, 1) Gary Roenicke, R (5, PH) Steve Dunning, R (5, 1) Pete Mackanin, R (8, 5)		3-2 		1-3 				3-3 			0	0	0	0	0	0						
Inning Stats	R: 2 E: 0 K: 1 S: 12	H: 1 LOB: 0 BB: 1 P: 22	R: 0 E: 0 K: 0 S: 11	H: 2 LOB: 1 BB: 0 P: 16	R: 0 E: 0 K: 0 S: 8	H: 2 LOB: 1 BB: 0 P: 10	R: 0 E: 0 K: 1 S: 5	H: 0 LOB: 0 BB: 0 P: 8	R: 0 E: 0 K: 3 S: 11	H: 0 LOB: 0 BB: 0 P: 13	R: 0 E: 0 K: 0 S: 10	H: 1 LOB: 1 BB: 0 P: 17	R: 0 E: 0 K: 1 S: 8	H: 0 LOB: 1 BB: 1 P: 17	R: 0 E: 0 K: 0 S: 11	H: 0 LOB: 1 BB: 1 P: 19	R: 0 E: 0 K: 0 S: 8	H: 1 LOB: 1 BB: 0 P: 13	1B: 6 2B: 0 3B: 0 HR: 1	SF: 0 SAC: 0 DP: 0 HBP: 0	WP: 0 PB: 0 SB: 1 CS: 1	PA: 35
PITCHER	IP	WLS	BF	H	R	ER	SO	BB	IBB	HBP	BLK	WP	HR	S	P	ERA	WHIP					
Steve Carlton, L (1, 1) ERA: 3.25	6.0	W	23	6	2	2	5	1	0	0	0	0	1	57	86	3.00	1.167					
Gene Garber, R (7, 1) ERA: 2.98	3.0	S	12	1	0	0	1	2	0	0	0	0	0	27	49	0.00	1.000					

Montreal Expos @ Philadelphia Phillies
Veterans Stadium, Philadelphia, PA
Mon Sep 13 1976, 7:05 PM EDT
Att: 20,114 - Unknown

AB	32
R	2
H	7
RBI	2
BB	3
SO	6
LOB	9



Batter	1	2	3	4	5	6	7	8	9	AB	R	H	RBI	BB	SO	LOB	BOTTOM					
Garry Maddox, R (1, 8) OBP: 0.382, SLG: 0.467	1-2 	1-0 		1-2 		2-1 				4	1	3	1	0	0	0						
Dave Cash, R (1, 4) OBP: 0.331, SLG: 0.343	3-1 	2-1 		1-0 		1-0 				4	1	1	1	0	0	3						
Mike Schmidt, R (1, 5) OBP: 0.381, SLG: 0.537	0-1 		0-2 		0-1 			0-1 		4	2	2	4	0	0	0						
Greg Luzinski, R (1, 7) OBP: 0.361, SLG: 0.481 Jerry Martin, R (7, PR) OBP: 0.294, SLG: 0.279 (8, 7)	1-2 		0-1 		3-2 			0-0 		4	0	1	0	0	0	0						
Jay Johnstone, L (1, 9) OBP: 0.378, SLG: 0.462	1-1 		1-1 		0-1 			1-0 		4	0	1	0	0	0	1						
Tom Hutton, L (1, 3) OBP: 0.345, SLG: 0.283	1-0 			4-1 		3-1 		1-2 		3	0	0	0	1	0	1						
Larry Bowa, S (1, 6) OBP: 0.282, SLG: 0.291	0-0 			1-3 		1-1 		0-0 		4	0	2	0	0	1	1						
Tim McCarver, L (1, 2) OBP: 0.396, SLG: 0.385 Bob Boone, R (7, 2) OBP: 0.363, SLG: 0.392	2-0 			1-0 		3-1 		0-0 		3	2	1	0	0	0	3						
Steve Carlton, L (1, 1) OBP: 0.238, SLG: 0.231 Rick Bosetti, R (6, PR) Gene Garber, R (7, 1) OBP: 0.500, SLG: 0.333		1-0 		1-2 		0-0 				3	0	2	1	0	0	0						
Inning Stats	R: 3 E: 0 K: 0 S: 16	H: 5 LOB: 2 BB: 0 P: 25	R: 0 E: 0 K: 0 S: 4	H: 0 LOB: 0 BB: 0 P: 8	R: 0 E: 0 K: 0 S: 7	H: 0 LOB: 0 BB: 0 P: 8	R: 1 E: 0 K: 1 S: 13	H: 2 LOB: 2 BB: 1 P: 22	R: 1 E: 0 K: 0 S: 12	H: 1 LOB: 0 BB: 0 P: 18	R: 2 E: 0 K: 0 S: 8	H: 3 LOB: 1 BB: 0 P: 15	R: 0 E: 0 K: 0 S: 4	H: 1 LOB: 1 BB: 0 P: 5	R: 0 E: 0 K: 0 S: 5	H: 1 LOB: 0 BB: 0 P: 6	1B: 10 2B: 2 3B: 0 HR: 2	SF: 0 SAC: 0 DP: 3 HBP: 0	WP: 1 PB: 0 SB: 2 CS: 0	PA: 35		
PITCHER	IP	WLS	BF	H	R	ER	SO	BB	IBB	HBP	BLK	WP	HR	S	P	ERA	WHIP					
Dennis Blair, R (1, 1) ERA: 8.59	0.2	L	7	5	3	3	0	0	0	0	0	0	0	1	3	0.00	0.000					
Don Carrithers, R (1, 1) ERA: 4.51	0.1		1	0	0	0	0	0	0	0	0	0	0	1	3	0.00	0.000					
Chip Lang, R (2, 1) ERA: 3.98	3.0		12	2	1	1	1	1	0	0	0	1	0	24	38	3.00	1.000					
Steve Dunning, R (5, 1) ERA: 4.41	1.1		7	3	3	3	0	0	0	0	0	0	1	17	27	20.25	2.250					
Chuck Taylor, R (6, 1) ERA: 4.58	2.2		8	3	0	0	0	0	0	0	0	0	0	12	17	0.00	1.125					

Montreal Expos @ Philadelphia Phillies
Veterans Stadium, Philadelphia, PA
Mon Sep 13 1976, 7:05 PM EDT
Att: 20,114 - Unknown

AB	34
R	7
H	13
RBI	7
BB	1
SO	1
LOB	10



Batter	1	2	3	4	5	6	7	8	9	AB	R	H	RBI	BB	SO	LOB	TOP								
Del Unser, L OBP: 0.281, SLG: 0.368 (1, 9)	0-0 6-3			2-1 4-3	2-3 K					4	0	1	0	0	1	3	Montreal Expos @ Philadelphia Phillies Veterans Stadium, Philadelphia, PA Tue Sep 14 1976, 7:05 PM EDT Att: 23,812 - Unknown								
Tim Foli, R OBP: 0.280, SLG: 0.366 (1, 6)	1-0 F8			1-1 HR	1-0 FC5					4	1	1	0	0	0	4									
Ellis Valentine, R OBP: 0.336, SLG: 0.369 (1, 8)	2-3 K			0-1 L6						3	0	0	0	1	1										
Earl Williams, R OBP: 0.289, SLG: 0.391 (1, 3)				0-1 HR						4	1	1	2	0	1	1									
Larry Parrish, R OBP: 0.289, SLG: 0.366 (1, 5)				0-1 F3						4	0	0	0	0	1	1									
Andre Dawson, R OBP: 0.200, SLG: 0.300 (1, 7)										4	0	1	0	0	1	2									
Wayne Garrett, L OBP: 0.357, SLG: 0.295 (1, 4)				1-0 F8						4	0	1	0	0	1	2									
Barry Foote, R OBP: 0.252, SLG: 0.322 (1, 2)				0-0 F7						2	0	0	0	1	0	0									
Jose Morales, R OBP: 0.336, SLG: 0.477 (9, PH)										1	0	0	0	0	1	0									
Woodie Fryman, R OBP: 0.117, SLG: 0.102 (1, 1)				0-0 F8						2	0	0	0	0	0	3									
Mike Jorgensen, L OBP: 0.357, SLG: 0.358 (7, PH)										1	0	0	0	0	0	0									
Joe Kerrigan, R (7, 1)										0	0	0	0	0	0	0									
Inning Stats	R: 0 E: 0 K: 1 S: 5	H: 0 LOB: 0 BB: 0 P: 8	R: 0 E: 0 K: 0 S: 6	H: 0 LOB: 0 BB: 0 P: 8	R: 0 E: 0 K: 0 S: 3	H: 0 LOB: 0 BB: 0 P: 4	R: 2 E: 0 K: 0 S: 10	H: 2 LOB: 0 BB: 0 P: 13	R: 0 E: 0 K: 1 S: 9	H: 2 LOB: 3 BB: 1 P: 17	R: 0 E: 1 K: 0 S: 15	H: 0 LOB: 2 BB: 1 P: 24	R: 0 E: 0 K: 0 S: 9	H: 1 LOB: 1 BB: 0 P: 14	R: 0 E: 0 K: 1 S: 8	H: 0 LOB: 0 BB: 0 P: 11	R: 0 E: 0 K: 3 S: 10	H: 0 LOB: 0 BB: 0 P: 12	1B: 3 2B: 1 3B: 0 HR: 1	SF: 0 SAC: 0 DP: 0 HBP: 0	WP: 0 PB: 0 SB: 0 CS: 0	PA: 35			
PITCHER	IP	WLS	BF	H	R	ER	SO	BB	IBB	HBP	BLK	WP	HR	S	P	ERA	WHIP								
Jim Lonborg, R ERA: 3.32 (1, 1)	5.0	W	20	4	2	2	2	0	1	0	0	0	1	33	50	3.60	0.800								
Ron Schueler, R ERA: 3.35 (6, 1)	2.0		9	1	0	0	1	1	0	0	0	0	0	24	38	0.00	1.000								
Ron Reed, R ERA: 2.53 (8, 1)	2.0	S	6	0	0	0	4	0	0	0	0	0	0	18	23	0.00	0.000								

AB	33
R	2
H	5
RBI	2
BB	2
SO	7
LOB	17



Batter	1	2	3	4	5	6	7	8	9	AB	R	H	RBI	BB	SO	LOB	BOTTOM								
Garry Maddox, R OBP: 0.381, SLG: 0.467 (1, 8)	3-3 K			0-0 6-3	1-2 2B					4	0	1	1	0	1	0	Montreal Expos @ Philadelphia Phillies Veterans Stadium, Philadelphia, PA Tue Sep 14 1976, 7:05 PM EDT Att: 23,812 - Unknown								
Dave Cash, R OBP: 0.329, SLG: 0.341 (1, 4)	1-1 F9			1-0 L9	0-0 G3					4	0	0	0	0	0	2									
Mike Schmidt, R OBP: 0.379, SLG: 0.532 (1, 5)	3-3 K			1-0 F7						4	0	0	0	0	1	0									
Greg Luzinski, R OBP: 0.364, SLG: 0.481 (1, 7)										2	0	1	0	2	0	0									
Jerry Martin, R OBP: 0.294, SLG: 0.279 (8, PR) (9, 7)										0	0	0	0	0	0	0									
Dick Allen, R OBP: 0.344, SLG: 0.471 (1, 3)										3	1	0	0	1	2	2									
Tom Hutton, L OBP: 0.345, SLG: 0.283 (9, 3)										0	0	0	0	0	0	0									
Ollie Brown, R OBP: 0.367, SLG: 0.409 (1, 9)										3	1	1	0	0	0	2									
Larry Bowa, S OBP: 0.281, SLG: 0.289 (1, 6)										3	0	0	0	0	0	5									
Bob Boone, R OBP: 0.360, SLG: 0.388 (1, 2)										3	1	0	1	0	0	2									
Jim Lonborg, R OBP: 0.246, SLG: 0.186 (1, 1)										1	0	0	0	0	1	0									
Tony Taylor, R OBP: 0.350, SLG: 0.333 (5, PH)										1	0	1	1	0	0	0									
Ron Schueler, R (6, 1)										0	0	0	0	0	0	0									
Bobby Tolan, L OBP: 0.275, SLG: 0.344 (7, PH)										1	0	0	0	0	0	0									
Ron Reed, R OBP: 0.374, SLG: 0.217 (8, 1)										0	0	0	0	0	0	0									
Inning Stats	R: 0 E: 0 K: 2 S: 8	H: 0 LOB: 0 BB: 0 P: 15	R: 0 E: 0 K: 1 S: 9	H: 0 LOB: 0 BB: 0 P: 14	R: 0 E: 0 K: 1 S: 7	H: 0 LOB: 0 BB: 0 P: 12	R: 0 E: 0 K: 0 S: 3	H: 0 LOB: 0 BB: 0 P: 5	R: 3 E: 0 K: 0 S: 18	H: 3 LOB: 2 BB: 2 P: 32	R: 0 E: 1 K: 0 S: 11	H: 1 LOB: 2 BB: 0 P: 19	R: 0 E: 0 K: 0 S: 6	H: 0 LOB: 0 BB: 0 P: 10	R: 0 E: 0 K: 1 S: 9	H: 0 LOB: 1 BB: 1 P: 15	1B: 3 2B: 1 3B: 0 HR: 0	SF: 0 SAC: 0 DP: 0 HBP: 0	WP: 0 PB: 2 SB: 0 CS: 0	PA: 32					
PITCHER	IP	WLS	BF	H	R	ER	SO	BB	IBB	HBP	BLK	WP	HR	S	P	ERA	WHIP								
Woodie Fryman, L ERA: 3.22 (1, 1)	6.0	L	25	4	3	3	4	2	0	0	0	0	0	15	25	4.50	1.000								
Joe Kerrigan, R ERA: 3.61 (7, 1)	2.0		7	0	0	0	1	1	0	0	0	0	0	15	25	0.00	0.500								



Batter	1	2	3	4	5	6	7	8	9	AB	R	H	RBI	BB	SO	LOB	TOP			
Rick Monday, L OBP: 0.352, SLG: 0.523 (1, 3)	1-3 K		2-3 K		0-1 B1-3		4-0 IBB			3	0	0	0	1	2	1				
Joe Wallis, S OBP: 0.312, SLG: 0.359 (1, 8)	2-0 F7		2-1 E3 2B			1-0 F9	0-0 4-3			4	1	0	0	0	0	3				
Bill Madlock, R OBP: 0.417, SLG: 0.519 (1, 5)	0-0 4-3		1-1 1-H 2B			0-0 1B		4-0 4-3 S BB		3	0	2	1	1	0	0				
Jerry Morales, R OBP: 0.320, SLG: 0.396 (1, 9)		3-3 K	1-1 F8			1-0 F8		0-0 F8		4	0	0	0	0	1	3				
Larry Bittner, L OBP: 0.268, SLG: 0.291 (1, 7)		0-0 PO 1B		1-1 6-3		2-3 K		1-2 4-3		4	0	1	0	0	1	2				
Manny Trillo, R OBP: 0.299, SLG: 0.311 (1, 4)		2-3 K		1-3 K				0-0 1-3		4	0	0	0	0	3	2				
George Mitterwald, R OBP: 0.240, SLG: 0.293 (1, 2)		1-1 1-2 1B		0-0 1-3				2-0 SH1-4 1B		4	0	2	0	0	0	0				
Mick Kelleher, R OBP: 0.272, SLG: 0.278 (1, 6)		0-0 PO	0-0 SH3-4 E 1B		1-3 K			0-2 SH1-4 1B		4	1	2	0	0	1	0				
Ray Burris, R OBP: 0.135, SLG: 0.125 (1, 1)			0-0 SH3-4		0-0 F3			2-2 SH1-4		2	0	0	0	0	0	0				
Inning Stats	R: 0 E: 0 K: 1 S: 5	H: 0 LOB: 0 BB: 0 P: 8	R: 0 E: 0 K: 2 S: 10	H: 2 LOB: 1 BB: 0 P: 16	R: 2 E: 1 K: 1 S: 11	H: 2 LOB: 1 BB: 0 P: 17	R: 0 E: 0 K: 1 S: 6	H: 0 LOB: 0 BB: 0 P: 8	R: 0 E: 0 K: 1 S: 6	H: 1 LOB: 1 BB: 0 P: 10	R: 0 E: 0 K: 1 S: 11	H: 2 LOB: 3 BB: 1 P: 20	R: 0 E: 0 K: 0 S: 5	H: 0 LOB: 1 BB: 1 P: 10	R: 0 E: 0 K: 0 S: 4	H: 0 LOB: 0 BB: 0 P: 7	1B: 6 2B: 1 3B: 0 HR: 0	SF: 0 SAC: 2 DP: 0 HBP: 0	WP: 0 PB: 0 SB: 1 CS: 0	PA: 37
PITCHER	IP	WLS	BF	H	R	ER	SO	BB	IBB	HBP	BLK	WP	HR	S	P	ERA	WHIP			
Steve Rogers, R ERA: 3.16 (1, 1)	8.0	L	33	7	2	0	8	1	1	0	0	0	0	60	96	0.00	1.000			
Dale Murray, R ERA: 3.05 (9, 1)	1.0		3	0	0	0	0	0	0	0	0	0	0	4	7	0.00	0.000			

Chicago Cubs @ Montreal Expos
Jarry Park, Montreal, QB
Wed Sep 15 1976, 7:05 PM EDT
Att. 2,782 - Unknown - 68 F

AB 32
R 2
H 7
RBI 1
BB 2
SO 8
LOB 11



Batter	1	2	3	4	5	6	7	8	9	AB	R	H	RBI	BB	SO	LOB	BOTTOM					
Del Unser, L OBP: 0.279, SLG: 0.364 (1, 9)	0-1 F8		0-0 F7			1-2 4-3			0-0 F8	4	0	0	0	0	0	1						
Tim Foli, R OBP: 0.278, SLG: 0.363 (1, 6)	0-0 6-3			0-0 F9		1-3 K			0-1 6-3	4	0	0	0	0	1	0						
Ellis Valentine, R OBP: 0.338, SLG: 0.371 (1, 8)	2-3 K			1-0 G3-6 1B			1-0 1B		1-0 6-3	4	0	2	0	0	1	0						
Earl Williams, R OBP: 0.286, SLG: 0.387 (1, 3)		1-1 1-3		1-2 G3-6			0-0 L7			3	0	0	0	0	0	2						
Gary Carter, R OBP: 0.288, SLG: 0.307 (1, 2)		1-0 F5			1-0 P6		2-3 K			3	0	0	0	0	1	1						
Andre Dawson, R OBP: 0.231, SLG: 0.308 (1, 7)		3-1 CS 1B			2-1 L9		1-2 P5			3	0	1	0	0	0	1						
Larry Parrish, R OBP: 0.291, SLG: 0.368 (1, 5)		2-1 CS	1-1 SH1 1B		0-0 1B			3-2 4-3		3	0	2	0	0	0	0						
Pepe Frias, R OBP: 0.207, SLG: 0.230 (1, 4)					0-0 SH1			1-0 F8		1	0	0	0	0	0	1						
Mike Jorgensen, L OBP: 0.356, SLG: 0.357 (8, PH)										1	0	0	0	0	0	0						
Rodney Scott, S OBP: 0.667, SLG: 0.500 (9, 4)					1-2 SH1					0	0	0	0	0	0	0						
Steve Rogers, R OBP: 0.132, SLG: 0.119 (1, 1)					0-1 FC1-6-5			1-3 K		2	0	0	0	0	0	1						
Jose Morales, R OBP: 0.335, SLG: 0.473 (8, PH)										1	0	0	0	0	1	0						
Dale Murray, R ERA: 3.29 (9, 1)					2-3 K					0	0	0	0	0	0	0						
Inning Stats	R: 0 E: 0 K: 1 S: 6	H: 1 LOB: 0 BB: 0 P: 8	R: 0 E: 0 K: 0 S: 6	H: 1 LOB: 0 BB: 0 P: 13	R: 0 E: 0 K: 0 S: 6	H: 1 LOB: 0 BB: 0 P: 7	R: 0 E: 0 K: 0 S: 5	H: 1 LOB: 0 BB: 0 P: 7	R: 0 E: 0 K: 0 S: 5	H: 1 LOB: 1 BB: 0 P: 8	R: 0 E: 0 K: 1 S: 8	H: 0 LOB: 0 BB: 0 P: 10	R: 0 E: 0 K: 1 S: 9	H: 1 LOB: 1 BB: 0 P: 13	R: 0 E: 0 K: 1 S: 7	H: 0 LOB: 0 BB: 0 P: 12	R: 0 E: 0 K: 0 S: 4	H: 0 LOB: 0 BB: 0 P: 5	1B: 5 2B: 0 3B: 0 HR: 0	SF: 0 SAC: 1 DP: 1 HBP: 0	WP: 0 PB: 0 SB: 0 CS: 1	PA: 31
PITCHER	IP	WLS	BF	H	R	ER	SO	BB	IBB	HBP	BLK	WP	HR	S	P	ERA	WHIP					
Ray Burris, R ERA: 3.29 (1, 1)	9.0	W	30	5	0	0	4	0	0	0	0	0	0	56	83	0.00	0.556					

Chicago Cubs @ Montreal Expos
Jarry Park, Montreal, QB
Wed Sep 15 1976, 7:05 PM EDT
Att. 2,782 - Unknown - 68 F

AB 29
R 0
H 5
RBI 0
BB 0
SO 4
LOB 7



Batter	1	2	3	4	5	6	7	8	9	AB	R	H	RBI	BB	SO	LOB	TOP						
Jerry Mumphrey, S OBP: 0.328, SLG: 0.332 (1, 8)	0-0 4-3	0-0 4-3			0-0 4-3		0-0 E 1B		0-0 2B 3B 1B	5	1	2	1	0	0	1							
Gary Templeton, S OBP: 0.318, SLG: 0.370 (1, 6)	0-0 CS 1B		0-3 K 1		0-0 1B		0-0 F7		0-0 3B 2B	5	1	3	0	0	1	1							
Keith Hernandez, L OBP: 0.385, SLG: 0.438 (1, 3)	4-0 1-2 BB		0-0 1-3		0-0 G3		0-0 E6		4-0 3B IBB	3	1	0	0	2	0	2							
Ted Simmons, S OBP: 0.372, SLG: 0.399 (1, 2)	0-0 F8		0-0 G3			4-0 G6-3 BB		0-0 4-3	0-0 2B 3B	4	1	1	3	1	0	3							
Lou Brock, L OBP: 0.344, SLG: 0.382 (1, 7)		0-0 K S 1B			0-0 3-1		0-0 G6-3		0-0 WP 4-3 1B	5	1	3	1	0	0	1							
Willie Crawford, L OBP: 0.383, SLG: 0.449 Sam Mejias, R (9, PR) (9, 9)	0-3 K 1-3		0-3 K 1-3		0-0 1-3 1B		0-3 K		0-0 3-H 1B 2B	5	0	2	1	0	2	2							
Don Kessinger, S OBP: 0.263, SLG: 0.314 Lee Richard, R OBP: 0.215, SLG: 0.270 Mike Tyson, R OBP: 0.335, SLG: 0.457 John Tamaro, S OBP: 0.417, SLG: 0.250 Luis Alvarado, R OBP: 0.378, SLG: 0.371 (1, 4) (7, PR) (7, 4) (8, PH) (8, 4)	4-0 2B BB				0-0 1-3				0-0 FC5-2 1B	2	1	1	0	1	0	1							
Hector Cruz, R OBP: 0.281, SLG: 0.327 (1, 5)	0-0 1-H 1B 2B				0-0 F9				0-0 SH1-3 1-H 1B 2B	5	2	2	1	0	0	4							
Lynn McClothen, L OBP: 0.203, SLG: 0.242 John Curtis, L OBP: 0.222, SLG: 0.206 Tom Walker, R OBP: 0.287, SLG: 0.287 Vic Harris, R OBP: 0.257, SLG: 0.312 Al Hrabosky, R OBP: 0.257, SLG: 0.312 Bill Greif, R (1, 1) (7, 1) (8, 1) (8, PH) (9, 1) (9, 1)	0-0 2-H 1B				0-0 1-4-3				0-0 F9 F8	2	0	1	1	0	0	0							
Inning Stats	R: 0 E: 0 K: 0 S: 3	H: 1 LOB: 1 BB: 1 P: 7	R: 2 E: 0 K: 1 S: 7	H: 3 LOB: 1 BB: 1 P: 11	R: 0 E: 0 K: 1 S: 5	H: 0 LOB: 0 BB: 0 P: 5	R: 0 E: 0 K: 0 S: 4	H: 1 LOB: 1 BB: 0 P: 4	R: 0 E: 0 K: 0 S: 4	H: 0 LOB: 0 BB: 1 P: 8	R: 2 E: 2 K: 0 S: 7	H: 3 LOB: 2 BB: 0 P: 7	R: 0 E: 0 K: 0 S: 4	H: 1 LOB: 1 BB: 0 P: 4	R: 5 E: 0 K: 0 S: 9	H: 6 LOB: 2 BB: 1 P: 13	1B: 11 2B: 4 3B: 1 HR: 0	SF: 0 SAC: 1 DP: 1 HBP: 0	WP: 1 PB: 0 SB: 1 CS: 1	PA: 45			
PITCHER	IP WLS BF H R ER SO BB IBB HBP BLK WP HR S P ERA WHIP	7.0 L 8 3 3 4 3 3 0 0 0 0 0 0 34 46 5.14 1.714	1.1 L 8 3 3 3 0 0 1 0 0 1 0 7 11 20.25 2.250	0.0 L 3 2 2 0 0 0 0 0 0 0 0 3 3 ∞ ∞	0.2 L 3 1 0 0 0 0 0 0 0 0 0 3 3 0.00 1.500																		

St. Louis Cardinals @ Montreal Expos
Jarry Park, Montreal, QB
Sun Sep 19 1976, 3:33 AM EDT
Unknown - 73 F

AB 40
R 9
H 16
RBI 8
BB 4
SO 3
LOB 18



Batter	1	2	3	4	5	6	7	8	9	AB	R	H	RBI	BB	SO	LOB	BOTTOM						
Del Unser, L OBP: 0.276, SLG: 0.371 Bombo Rivera, R OBP: 0.322, SLG: 0.411 (1, 9) (9, PH)	0-0 F8		0-0 SH5-3		0-0 SH5-3		0-0 HR		0-0 2B	2	1	1	1	0	0	0							
Mike Jorgensen, L OBP: 0.352, SLG: 0.350 Earl Williams, R OBP: 0.288, SLG: 0.386 (1, 3) (9, PH)	0-0 4-3		0-0 F9		4-0 1B SF8 BB		0-0 3-1		4-0 1B BB	3	1	0	0	1	0	1							
Andre Dawson, R OBP: 0.485, SLG: 0.500 (1, 7)	0-0 5-3		4-0 FC5-4 BB		0-0 1-3 2-H 1B		0-0 F9		0-0 1-3 1B 1B	4	1	2	1	1	0	0							
Ellis Valentine, R OBP: 0.326, SLG: 0.357 (1, 8)		0-0 F7	0-0 FC5-4		0-0 SF8				0-0 F9 1B 1B	4	0	1	2	0	0	2							
Larry Parrish, R OBP: 0.286, SLG: 0.358 Rodney Scott, S OBP: 0.455, SLG: 0.400 (1, 5) (8, PR) (9, 4)	0-0 F9				0-0 6-3		0-0 P4		0-0 F7	4	0	1	0	0	0	1							
Warren Cromartie, L OBP: 0.233, SLG: 0.236 (9, PH)									0-0 S 1B 1B	1	0	0	0	0	0	2							
Tim Foli, R OBP: 0.278, SLG: 0.364 (1, 6)		0-0 2B 2B			0-0 F7		0-0 5-3		0-0 F8 1-3 1B	5	1	2	1	0	0	1							
Wayne Garrett, L OBP: 0.360, SLG: 0.309 Jose Morales, R OBP: 0.342, SLG: 0.480 Pepe Frias, R OBP: 0.207, SLG: 0.230 (1, 4) (8, PH) (8, PR) (9, 5)		0-0 2B 2B			0-0 2B		0-0 4-3		4-0 1B IBB	3	0	2	1	0	0	0							
Andre Thornton, R OBP: 0.322, SLG: 0.375 Gary Carter, R OBP: 0.287, SLG: 0.309 (9, PH) (1, 2)		0-0 2-H 2B			0-0 5-3		0-0 F7		0-0 F9 1-2 2-H 1B	4	0	1	1	0	0	2							
Steve Rogers, R OBP: 0.157, SLG: 0.145 Barry Foote, R OBP: 0.254, SLG: 0.322 Joe Kerrigan, R OBP: 0.254, SLG: 0.322 Dale Murray, R OBP: 0.254, SLG: 0.322 Chuck Taylor, R OBP: 0.254, SLG: 0.322 (1, 1) (7, PH) (8, 1) (9, 1) (9, 1)			0-0 SH5-3		0-0 SH5-3		0-0 5-3		0-0 K	2	1	2	0	0	0	0							
Inning Stats	R: 0 E: 0 K: 0 S: 3	H: 0 LOB: 0 BB: 0 P: 3	R: 1 E: 0 K: 0 S: 5	H: 2 LOB: 1 BB: 0 P: 5	R: 0 E: 0 K: 0 S: 4	H: 1 LOB: 1 BB: 1 P: 8	R: 0 E: 0 K: 0 S: 4	H: 1 LOB: 1 BB: 0 P: 4	R: 2 E: 0 K: 0 S: 5	H: 2 LOB: 1 BB: 1 P: 9	R: 0 E: 0 K: 0 S: 3	H: 0 LOB: 0 BB: 0 P: 3	R: 1 E: 0 K: 0 S: 4	H: 1 LOB: 0 BB: 0 P: 4	R: 1 E: 0 K: 1 S: 7	H: 2 LOB: 2 BB: 1 P: 11	R: 2 E: 0 K: 0 S: 6	H: 4 LOB: 2 BB: 1 P: 10	1B: 8 2B: 4 3B: 0 HR: 1	SF: 1 SAC: 2 DP: 0 HBP: 0	WP: 0 PB: 0 SB: 2 CS: 0	PA: 43	
PITCHER	IP WLS BF H R ER SO BB IBB HBP BLK WP HR S P ERA WHIP	6.1 L 28 7 4 4 4 2 0 0 0 0 0 1 26 34 5.68 1.421	1.1 W 6 1 1 1 0 0 1 0 0 0 0 4 9 6.75 0.750	0.1 S 3 2 2 2 0 1 0 0 0 0 0 2 6 54.00 9.000	0.1 S 4 2 0 0 0 0 0 0 0 0 0 4 4 0.00 3.000																		

St. Louis Cardinals @ Montreal Expos
Jarry Park, Montreal, QB
Sun Sep 19 1976, 3:33 AM EDT
Unknown - 73 F

AB 36
R 7
H 13
RBI 7
BB 4
SO 1
LOB 13



Batter	1	2	3	4	5	6	7	8	9	AB	R	H	RBI	BB	SO	LOB	TOP			
Jerry Mumphrey, S OBP: 0.330, SLG: 0.332 (1, 8)	0-0 4-3			0-0 1B		0-0 5-3		0-0 BB		3	0	1	0	1	0	0	St. Louis Cardinals @ Montreal Expos Jarry Park, Montreal, QB Sun Sep 19 1976, 3:38 AM EDT Att: 14,687 - Unknown - 73 F			
Gary Templeton, S OBP: 0.318, SLG: 0.365 Don Kessinger, S OBP: 0.320, SLG: 0.314 (1, 6) (6, 6)	1-0 CS HBP			0-0 F9 1-2		0-0 5-3		0-0 F7		2	0	0	0	0	0	1				
Keith Hernandez, L OBP: 0.383, SLG: 0.435 (1, 3)	0-3 K			0-3 K		0-0 P4			0-0 G3 1B	4	0	1	0	0	2	2				
Joe Ferguson, R OBP: 0.321, SLG: 0.362 (1, 2)		0-3 K		4-0 BB					0-0 G3 1-2	3	0	0	0	1	2	1				
Mike Anderson, R OBP: 0.385, SLG: 0.372 (1, 7)		0-0 6-3		0-0 L5					0-0 F8	4	0	0	0	0	0	3				
Hector Cruz, R OBP: 0.281, SLG: 0.331 (1, 5)		0-0 F7				0-0 F7			0-0 3B	4	0	1	0	0	0	1				
Mike Tyson, R OBP: 0.330, SLG: 0.450 (1, 4)			0-0 P3			0-0 5-3			0-0 5-3	3	0	0	0	0	0	1				
Sam Mejias, R OBP: 0.111, SLG: 0.222 (1, 9)			0-0 5-3						0-0 F8	3	0	1	0	0	0	0				
Lerrin LaGrow, R (1, 1)			0-3 K		0-3 K				0-3 K	3	0	0	0	0	3	1				
Inning Stats	R: 0 E: 0 K: 1 S: 4	H: 0 LOB: 1 BB: 0 P: 5	R: 0 E: 0 K: 1 S: 5	H: 0 LOB: 0 BB: 0 P: 5	R: 0 E: 0 K: 1 S: 5	H: 1 LOB: 2 BB: 1 P: 10	R: 0 E: 0 K: 1 S: 6	H: 1 LOB: 1 BB: 0 P: 6	R: 0 E: 0 K: 0 S: 3	H: 0 LOB: 0 BB: 0 P: 3	R: 0 E: 0 K: 1 S: 6	H: 1 LOB: 1 BB: 0 P: 6	R: 0 E: 0 K: 1 S: 5	H: 0 LOB: 1 BB: 1 P: 9	R: 0 E: 0 K: 0 S: 4	H: 1 LOB: 1 BB: 0 P: 4	1B: 2 2B: 2 3B: 1 HR: 0	SF: 0 SAC: 0 DP: 1 HBP: 1	WP: 0 PB: 0 SB: 1 CS: 1	PA: 33
PITCHER Woodie Fryman, L ERA: 3.08 (1, 1)	IP: 9.0 WLS: W BF: 33 H: 4 R: 0 ER: 0 SO: 7 BB: 2 IBB: 0 HBP: 1 BLK: 0 WP: 0 HR: 0 S: 44 P: 53 ERA: 0.00 WHIP: 0.667															PITCHER				

AB	30
R	0
H	4
RBI	0
BB	2
SO	7
LOB	11



Batter	1	2	3	4	5	6	7	8	9	AB	R	H	RBI	BB	SO	LOB	BOTTOM
Del Unser, L OBP: 0.276, SLG: 0.370 (1, 9)	0-0 1B		0-0 6-3		0-0 F9 2-3		0-0 F9			4	0	1	0	0	0	4	St. Louis Cardinals @ Montreal Expos Jarry Park, Montreal, QB Sun Sep 19 1976, 3:38 AM EDT Att: 14,687 - Unknown - 73 F
Wayne Garrett, L OBP: 0.355, SLG: 0.309 (1, 4)	0-0 F8		0-0 F8			0-0 F8		0-0 WP SH5-3 2B		4	1	1	0	0	0	1	
Andre Dawson, R OBP: 0.444, SLG: 0.452 (1, 7)	0-0 L6		0-0 F7			0-3 K		0-0 SH5-3 1B		3	0	0	0	0	1	1	
Ellis Valentine, R OBP: 0.329, SLG: 0.364 (8, PR) Jerry White, S OBP: 0.316, SLG: 0.313 (9, 8)	0-0 1B			0-0 5-3		0-0 F9		0-0 PB 2B		4	0	2	1	0	0	0	
Larry Parrish, R OBP: 0.284, SLG: 0.355 (1, 5)	0-0 F9			0-0 F7			0-0 F8		0-0 6-3	4	0	0	0	0	0	3	
Roger Freed, R OBP: 0.200, SLG: 0.300 Mike Jorgensen, L OBP: 0.354, SLG: 0.350 (8, 3) (7, PR)		0-0 F8		0-0 F7			0-0 1B FC2		4-0 IBB	3	0	1	0	0	0	0	
Barry Foote, R OBP: 0.257, SLG: 0.325 (1, 2)		0-0 FC3-6 1B			0-0 6-3		0-0 FC2 HBP 1B		0-3 K	4	0	2	0	0	1	3	
Pepe Frias, R OBP: 0.213, SLG: 0.236 Jose Morales, R OBP: 0.346, SLG: 0.480 Tim Foli, R OBP: 0.278, SLG: 0.364 (8, 6) (7, PR) (7, PR)		0-0 FC3-6			0-0 BLK SH3-4 1B		1-0 FC2 HBP			2	0	1	0	0	0	0	
Woodie Fryman, R OBP: 0.113, SLG: 0.098 (1, 1)		0-0 F8			0-0 SH3-4		0-0 FC2			2	0	0	0	0	0	4	
Inning Stats	R: 0 E: 0 K: 0 S: 5	H: 2 LOB: 2 BB: 0 P: 5	R: 0 E: 0 K: 0 S: 4	H: 1 LOB: 1 BB: 0 P: 4	R: 0 E: 0 K: 0 S: 3	H: 0 LOB: 0 BB: 0 P: 3	R: 0 E: 0 K: 0 S: 3	H: 0 LOB: 0 BB: 0 P: 3	R: 0 E: 0 K: 1 S: 5	H: 2 LOB: 3 BB: 0 P: 6	R: 1 E: 0 K: 1 S: 7	H: 2 LOB: 3 BB: 1 P: 11	1B: 7 2B: 1 3B: 0 HR: 0	SF: 0 SAC: 2 DP: 0 HBP: 1	WP: 1 PB: 1 SB: 0 CS: 0	PA: 34	
PITCHER Lerrin LaGrow, R ERA: 2.0 (1, 1)	IP: 8.0 WLS: L BF: 34 H: 8 R: 1 ER: 1 SO: 2 BB: 0 IBB: 1 HBP: 1 BLK: 1 WP: 1 HR: 0 S: 36 P: 41 ERA: 1.12 WHIP: 1.000															PITCHER	



Batter	1	2	3	4	5	6	7	8	9	AB	R	H	RBI	BB	SO	LOB	TOP			
Lee Mazzilli, S (1, 8) OBP: 0.354, SLG: 0.375										3	0	2	0	1	0	1	<p>New York Mets @ Montreal Expos Jarry Park, Montreal, QB Tue Sep 21 1976, 7:05 PM EDT Att. 3,909 - Unknown - 50 F</p>			
Felix Milten, R (1, 4) OBP: 0.344, SLG: 0.346										4	0	0	0	0	0	5				
Joe Torre, R (1, 3) OBP: 0.360, SLG: 0.412										3	0	0	0	1	1					
Dave Kingman, R (1, 9) OBP: 0.274, SLG: 0.518										3	0	0	0	1	2					
John Stearns, R (1, 2) OBP: 0.366, SLG: 0.380										2	0	0	0	2	1					
Mike Vail, R (1, 7) OBP: 0.245, SLG: 0.274										3	0	0	0	0	3					
Roy Staiger, R (1, 5) OBP: 0.279, SLG: 0.283										3	0	0	0	0	0					
Bud Harrelson, S (1, 6) OBP: 0.346, SLG: 0.281										2	0	0	0	1	0					
Jerry Koosman, R (1, 1) OBP: 0.250, SLG: 0.257										2	0	0	0	0	1					
Inning Stats	R: 0 E: 0 K: 2 S: 7	H: 0 LOB: 1 BB: 1 P: 11	R: 0 E: 0 K: 0 S: 2	H: 0 LOB: 0 BB: 1 P: 6	R: 0 E: 0 K: 0 S: 3	H: 0 LOB: 1 BB: 1 P: 7	R: 0 E: 0 K: 0 S: 2	H: 0 LOB: 0 BB: 2 P: 10	R: 0 E: 1 K: 0 S: 5	H: 1 LOB: 2 BB: 0 P: 5	R: 0 E: 0 K: 0 S: 3	H: 0 LOB: 0 BB: 0 P: 3	R: 0 E: 0 K: 0 S: 3	H: 1 LOB: 0 BB: 1 P: 3	R: 0 E: 0 K: 1 S: 4	H: 0 LOB: 0 BB: 1 P: 8	1B: 2 2B: 0 3B: 0 HR: 0	SF: 0 SAC: 1 DP: 3 HBP: 0	WP: 0 PB: 0 SB: 1 CS: 1	PA: 32
PITCHER Dan Warthen, L (1, 1) ERA: 5.54	IP: 9.0 WLS: W BF: 32 H: 2 R: 0 ER: 0 SO: 4 BB: 6 IBB: 0 HBP: 0 BLK: 0 WP: 0 HR: 0 S: 34 P: 58 ERA: 0.00 WHIP: 0.889																			

Batter	1	2	3	4	5	6	7	8	9	AB	R	H	RBI	BB	SO	LOB	BOTTOM			
Bombo Rivera, R (1, 7) OBP: 0.326, SLG: 0.409										3	0	1	0	1	0	1	<p>New York Mets @ Montreal Expos Jarry Park, Montreal, QB Tue Sep 21 1976, 7:05 PM EDT Att. 3,909 - Unknown - 50 F</p>			
Del Unser, L (8, 7) OBP: 0.276, SLG: 0.370										0	0	0	0	0	0	0				
Tim Foli, R (1, 6) OBP: 0.277, SLG: 0.363										4	0	1	0	0	0	1				
Andre Dawson, R (1, 8) OBP: 0.400, SLG: 0.400										4	1	0	0	0	1	3				
Ellis Valentine, R (1, 9) OBP: 0.331, SLG: 0.377										4	2	2	1	0	0	2				
Earl Williams, R (1, 3) OBP: 0.290, SLG: 0.395										3	1	1	1	1	1	2				
Mike Jorgensen, L (9, 3) OBP: 0.354, SLG: 0.350										0	0	0	0	0	0	0				
Larry Parrish, R (1, 5) OBP: 0.283, SLG: 0.353										2	0	0	1	1	1	0				
Pete Mackanin, R (1, 4) OBP: 0.281, SLG: 0.344										4	0	1	0	0	2	2				
Pepe Frias, R (9, 4) OBP: 0.213, SLG: 0.236										0	0	0	0	0	0	0				
Barry Foote, R (1, 2) OBP: 0.258, SLG: 0.325										3	0	1	0	0	0	0				
Dan Warthen, S (1, 1) ERA: 2.74										2	0	0	0	0	1	0				
Inning Stats	R: 0 E: 0 K: 1 S: 7	H: 2 LOB: 2 BB: 0 P: 7	R: 0 E: 0 K: 2 S: 7	H: 0 LOB: 0 BB: 0 P: 7	R: 0 E: 0 K: 1 S: 5	H: 0 LOB: 1 BB: 1 P: 9	R: 0 E: 0 K: 0 S: 3	H: 0 LOB: 0 BB: 0 P: 3	R: 0 E: 0 K: 0 S: 4	H: 2 LOB: 1 BB: 0 P: 4	R: 2 E: 0 K: 1 S: 7	H: 2 LOB: 1 BB: 1 P: 11	R: 0 E: 0 K: 1 S: 5	H: 0 LOB: 0 BB: 0 P: 5	R: 2 E: 2 K: 0 S: 5	H: 1 LOB: 1 BB: 1 P: 9	1B: 5 2B: 0 3B: 0 HR: 2	SF: 1 SAC: 1 DP: 0 HBP: 0	WP: 0 PB: 0 SB: 0 CS: 0	PA: 34
PITCHER Jerry Koosman, L (1, 1)	IP: 8.0 WLS: L BF: 34 H: 7 R: 4 ER: 2 SO: 6 BB: 2 IBB: 1 HBP: 0 BLK: 0 WP: 0 HR: 2 S: 43 P: 55 ERA: 2.25 WHIP: 1.125																			

AB	25
R	0
H	2
RBI	0
BB	6
SO	4
LOB	15



AB	29
R	4
H	7
RBI	3
BB	3
SO	6
LOB	11



Batter	1	2	3	4	5	6	7	8	9	AB	R	H	RBI	BB	SO	LOB	TOP					
Lee Mazzilli, S (1, 8) OBP: 0.396, SLG: 0.432										4	0	3	0	1	0	0	New York Mets @ Montreal Expos Jarry Park, Montreal, QB Wed Sep 22 1976, 7:05 PM EDT Att: 3,229 - Unknown - 50 F					
Felix Milten, R (1, 4) OBP: 0.343, SLG: 0.345										5	0	1	2	0	1	5						
John Milner, L (1, 3) OBP: 0.362, SLG: 0.440										2	1	0	0	3	0	2						
Dave Kingman, R (1, 9) OBP: 0.278, SLG: 0.519										5	0	3	0	0	1	4						
Bruce Boisclair, L (1, 7)										3	1	0	0	1	0	2						
John Stearns, R (1, 2) OBP: 0.376, SLG: 0.410										4	1	2	1	1	0	1						
Mike Phillips, L (1, 6) OBP: 0.318, SLG: 0.368										4	0	0	0	1	2	5						
Roy Staiger, R (1, 5) OBP: 0.287, SLG: 0.287										3	1	2	1	2	0	0						
Jon Matlack, L (1, 1) OBP: 0.256, SLG: 0.185										4	0	0	0	1	2	9						
Skip Lockwood, R (9, 1) OBP: 0.421, SLG: 0.412										0	0	0	0	0	0	0						
Inning Stats	R: 0 E: 0 K: 1 S: 5	H: 1 LOB: 1 BB: 1 P: 9	R: 3 E: 0 K: 1 S: 7	H: 2 LOB: 2 BB: 3 P: 19	R: 0 E: 0 K: 0 S: 3	H: 1 LOB: 0 BB: 0 P: 3	R: 0 E: 0 K: 1 S: 6	H: 1 LOB: 2 BB: 1 P: 10	R: 1 E: 0 K: 1 S: 7	H: 2 LOB: 3 BB: 2 P: 15	R: 0 E: 0 K: 0 S: 3	H: 0 LOB: 0 BB: 0 P: 3	R: 0 E: 0 K: 1 S: 6	H: 1 LOB: 1 BB: 0 P: 6	R: 0 E: 0 K: 1 S: 7	H: 2 LOB: 3 BB: 1 P: 11	R: 0 E: 0 K: 0 S: 3	H: 1 LOB: 2 BB: 2 P: 11	1B: 8 2B: 3 3B: 0 HR: 0	SF: 0 SAC: 1 DP: 1 HBP: 0	WP: 0 PB: 0 SB: 0 CS: 1	PA: 45
PITCHER	IP WLS BF H R ER SO BB IBB HBP BLK WP HR S P ERA WHIP	IP WLS BF H R ER SO BB IBB HBP BLK WP HR S P ERA WHIP																				
Larry Landreth, R (1, 1) ERA: 3.52	1.2 L 11 3 3 3 2 4 0 0 0 0 0 0 11 27 16.20 4.200	2.2 3 4 1 1 1 2 0 0 0 0 0 0 13 21 3.38 2.250	0.2 3 0 0 0 1 0 1 0 0 0 0 0 4 8 0.00 0.000	2.0 7 1 0 0 1 0 0 0 0 0 0 0 9 9 0.00 0.500	2.0 11 3 0 0 1 2 1 0 0 0 0 0 10 22 0.00 2.500																	
Bombo Rivera, R (1, 7) OBP: 0.324, SLG: 0.406										4	0	1	0	0	0	0	New York Mets @ Montreal Expos Jarry Park, Montreal, QB Wed Sep 22 1976, 7:05 PM EDT Att: 3,229 - Unknown - 50 F					
Tim Foli, R (1, 6) OBP: 0.277, SLG: 0.363										4	0	1	0	0	2							
Andre Dawson, R (1, 8) OBP: 0.364, SLG: 0.359										4	0	0	0	0	1	2						
Ellis Valentine, R (1, 9) OBP: 0.330, SLG: 0.387										4	1	1	1	0	0	2						
Earl Williams, R (1, 3) OBP: 0.292, SLG: 0.405										4	1	2	1	0	1	0						
Larry Parrish, R (1, 5) OBP: 0.287, SLG: 0.356										4	0	3	0	0	0	1						
Pete Mackanin, R (1, 4) OBP: 0.258, SLG: 0.341										4	0	0	0	0	0	4						
Barry Foote, R (1, 2) OBP: 0.260, SLG: 0.330										4	0	2	0	0	0	1						
Larry Landreth, R (1, 1) Chip Lang, R (2, 1) Bill Atkinson, L (5, 1) Roger Freed, R (5, PH) Steve Dunning, R (6, 1) Andre Thornton, R (7, PH) Joe Kerrigan, R (8, 1) Jose Morales, R (9, PH)											0	0	0	0	0	0						
Inning Stats	R: 0 E: 0 K: 0 S: 3	H: 0 LOB: 0 BB: 0 P: 3	R: 1 E: 0 K: 0 S: 5	H: 2 LOB: 1 BB: 0 P: 5	R: 0 E: 1 K: 0 S: 5	H: 1 LOB: 2 BB: 0 P: 5	R: 0 E: 0 K: 0 S: 3	H: 1 LOB: 0 BB: 0 P: 3	R: 0 E: 0 K: 0 S: 4	H: 2 LOB: 1 BB: 0 P: 4	R: 1 E: 0 K: 1 S: 7	H: 2 LOB: 1 BB: 0 P: 7	R: 0 E: 0 K: 1 S: 5	H: 0 LOB: 0 BB: 0 P: 5	R: 0 E: 0 K: 1 S: 5	H: 2 LOB: 2 BB: 0 P: 5		R: 0 E: 0 K: 0 S: 5	H: 2 LOB: 2 BB: 0 P: 5	1B: 7 2B: 2 3B: 0 HR: 2	SF: 0 SAC: 0 DP: 2 HBP: 0	WP: 0 PB: 0 SB: 0 CS: 0
PITCHER	IP WLS BF H R ER SO BB IBB HBP BLK WP HR S P ERA WHIP	IP WLS BF H R ER SO BB IBB HBP BLK WP HR S P ERA WHIP																				
Jon Matlack, L (1, 1) ERA: 2.81	8.2 S 1 0 0 0 0 0 0 0 0 0 0 1 1 0.00 0.000																					
Skip Lockwood, R (9, 1) ERA: 2.83																						

AB	34
R	4
H	11
RBI	4
BB	10
SO	6
LOB	28



WP	0
PB	0
SB	0
CS	1

AB	36
R	2
H	10
RBI	2
BB	0
SO	3
LOB	15



WP	0
PB	0
SB	0
CS	0

Batter	1	2	3	4	5	6	7	8	9	AB R H RBI BB SO LOB	TOP											
Dave Cash, R OBP: 0.324, SLG: 0.332 (1, 4)	F7			6-3		5-3				5 1 1 2 1 0 5	Philadelphia Phillies @ Montreal Expos Jarry Park, Montreal, QB Fri Sep 24 1976, 7:05 PM EDT Unknown - 50 F											
Bobby Tolan, L OBP: 0.286, SLG: 0.348 (1, 8) (7, 3) (9, 7)	1B	F8				K			1B 1B BB BB	4 2 2 0 1 1 2												
Jay Johnstone, L OBP: 0.375, SLG: 0.462 (1, 9)	F6		G3		K		G6-4-3 1B		BB 1B SF7 1B	5 1 2 0 0 1 2												
Greg Luzinski, R OBP: 0.369, SLG: 0.476 Tom Hutton, L OBP: 0.352, SLG: 0.302 (9, PR) (9, 3)			6-3		1B SF7		G6-4-3 1B		1B BB 1B 1B	5 1 4 2 0 0 0 0 1 0 0 0 0 0												
Dick Allen, R OBP: 0.351, SLG: 0.496 Jerry Martin, R OBP: 0.281, SLG: 0.289 (1, 3) (7, 8)	K		6-3		S 1B		G6-4-3 1B		1B 1B BB	4 0 1 0 0 1 4 0 0 0 1 1 0 0												
Mike Schmidt, R OBP: 0.371, SLG: 0.514 (1, 5)		F3		5-3	SF7		6-3		SF7	3 0 0 2 0 0 1												
Johnny Oates, L OBP: 0.311, SLG: 0.274 (1, 2)		SH5-4 1B		2B E	K			6-3	1B 1B	5 2 3 0 0 1 1												
Larry Bowa, S OBP: 0.286, SLG: 0.303 (1, 6)		SH5-4 1B		L6		5-3 S 1B		4-3	1B 1B	4 1 2 1 1 0 1												
Larry Christenson, R OBP: 0.250, SLG: 0.408 Tim McCarver, L OBP: 0.404, SLG: 0.418 Gene Garber, R OBP: 0.444, SLG: 0.286 (1, 1) (8, PH) (8, 1)		SH5-4		E9		K		K	P4	2 0 1 0 0 1 1 1 0 0 0 0 1 0 1 0 0 0 0 0 3												
Inning Stats	R: 0 E: 0 K: 1 S: 16	H: 2 LOB: 2 BB: 0 P: 23	R: 2 E: 0 K: 0 S: 17	H: 2 LOB: 1 BB: 1 P: 24	R: 0 E: 0 K: 0 S: 5	H: 0 LOB: 0 BB: 0 P: 5	R: 1 E: 1 K: 0 S: 9	H: 2 LOB: 1 BB: 0 P: 13	R: 2 E: 0 K: 2 S: 18	H: 3 LOB: 1 BB: 0 P: 31		R: 0 E: 0 K: 0 S: 9	H: 1 LOB: 1 BB: 0 P: 14	R: 0 E: 0 K: 0 S: 7	H: 2 LOB: 1 BB: 0 P: 13	R: 0 E: 0 K: 1 S: 7	H: 0 LOB: 0 BB: 0 P: 13	R: 4 E: 1 K: 0 S: 14	H: 4 LOB: 3 BB: 3 P: 30	1B: 14 2B: 2 3B: 0 HR: 0	SF: 2 SAC: 1 DP: 1 HBP: 0	WP: 0 PB: 0 SB: 2 CS: 0
PITCHER	IP WLS BF H R ER SO BB IBB HBP BLK WP HR S P ERA WHIP											PITCHER	IP WLS BF H R ER SO BB IBB HBP BLK WP HR S P ERA WHIP									
Steve Rogers, R ERA: 3.3	(1, 1) 6.0 L 29 10 5 4 5 1 0 0 0 0 0 0 74 110 6.00 1.833																					
Joe Kerrigan, R ERA: 3.51	(7, 1) 2.0 9 2 2 2 1 2 0 0 0 0 0 0 17 37 9.00 2.000																					
Chuck Taylor, R ERA: 4.82	(9, 1) 0.0 3 2 0 0 0 1 0 0 0 0 0 0 4 10 ∞ ∞																					
Dale Murray, R ERA: 3.16	(9, 1) 1.0 5 2 2 2 0 0 0 0 0 0 0 0 7 9 18.00 2.000																					

Batter	1	2	3	4	5	6	7	8	9	AB R H RBI BB SO LOB	BOTTOM									
Del Unser, L OBP: 0.273, SLG: 0.366 (1, 7)	1-3		6-3	K		F7			K2-3	5 0 0 0 0 2 1	Philadelphia Phillies @ Montreal Expos Jarry Park, Montreal, QB Fri Sep 24 1976, 7:05 PM EDT Unknown - 50 F									
Wayne Garrett, L OBP: 0.357, SLG: 0.306 (1, 4)	3-1		1B 3B BB	F7		4-3			K	4 1 0 0 1 1 1										
Andre Dawson, R OBP: 0.354, SLG: 0.349 (1, 8)	1B		F7		1-3		6-3			4 0 1 0 0 0 1										
Ellis Valentine, R OBP: 0.339, SLG: 0.404 (1, 9)	1B		3B 1B	E 1B		3B				4 1 4 0 0 0 0										
Earl Williams, R OBP: 0.294, SLG: 0.412 (1, 3)	F9		3B	E5 FC5-4 1B		L7				4 0 2 2 0 0 3										
Larry Parrish, R OBP: 0.285, SLG: 0.354 (1, 5)	F7		F9	F2		1-3				4 0 0 0 0 0 3										
Tim Foli, R OBP: 0.277, SLG: 0.364 (1, 6)	P3		1B 2B	FC5-4		5-3				4 1 1 0 0 0 2										
Barry Foote, R OBP: 0.263, SLG: 0.335 (1, 2)				2B 1B		L5			K	4 0 2 1 0 1 0										
Steve Rogers, R ERA: 3.63 Warron Cromartie, L ERA: 2.26, SLG: 0.223 Joe Kerrigan, R Chuck Taylor, R Dale Murray, R Mike Jorgensen, L OBP: 0.303, SLG: 0.349 (1, 1) (6, PH) (7, 1) (9, 1) (9, 1) (9, PH)		F9		1B		F8			K	2 0 1 0 0 0 1 1 0 1 0 0 0 0 1 0										
Inning Stats	R: 0 E: 0 K: 0 S: 14	H: 2 LOB: 2 BB: 0 P: 21	R: 0 E: 0 K: 0 S: 7	H: 1 LOB: 1 BB: 0 P: 10	R: 2 E: 0 K: 0 S: 17	H: 2 LOB: 1 BB: 1 P: 25	R: 1 E: 0 K: 1 S: 10	H: 3 LOB: 1 BB: 0 P: 17	R: 0 E: 0 K: 0 S: 6	H: 0 LOB: 0 BB: 0 P: 9		R: 0 E: 0 K: 0 S: 10	H: 1 LOB: 1 BB: 0 P: 14	R: 0 E: 0 K: 1 S: 7	H: 0 LOB: 0 BB: 0 P: 9	R: 0 E: 0 K: 3 S: 11	H: 0 LOB: 0 BB: 0 P: 14	1B: 7 2B: 2 3B: 2 HR: 0	SF: 0 SAC: 0 DP: 0 HBP: 0	WP: 0 PB: 0 SB: 0 CS: 0
PITCHER	IP WLS BF H R ER SO BB IBB HBP BLK WP HR S P ERA WHIP											PITCHER	IP WLS BF H R ER SO BB IBB HBP BLK WP HR S P ERA WHIP							
Larry Christenson, R ERA: 2.84	(1, 1) 7.0 W 32 11 3 3 1 1 0 0 0 0 0 0 71 107 3.86 1.714																			
Gene Garber, R ERA: 2.84	(8, 1) 2.0 S 6 0 0 0 4 0 0 0 0 0 0 0 18 23 0.00 0.000																			

Batter	1	2	3	4	5	6	7	8	9	AB	R	H	RBI	BB	SO	LOB	TOP					
Dave Cash, R (1,4) OBP: 0.325, SLG: 0.333	F8		SH5-3 1B	F9			6-4 1B		L4	5	0	2	0	0	0	1	Philadelphia Phillies @ Montreal Expos Jarry Park, Montreal, QB Fri Sep 24 1976, 7:05 PM EDT Att. 4,510 - Unknown - 45 F					
Bobby Tolan, L (1,8) OBP: 0.265, SLG: 0.346	P4		SH5-3	F8			1-2 1B		F9	4	0	1	0	0	0	1						
Jay Johnstone, L (1,9) OBP: 0.376, SLG: 0.464	P5				1-1 2B		6-4			3	0	1	0	1	0	2						
Greg Luzinski, R (1,7)		E5 1B FC3-2	F8		F8				F8	4	0	0	0	0	0	3						
Dick Allen, R (1,3) OBP: 0.350, SLG: 0.493		3-1 FC3-2 1B			9-5				P4	4	0	1	0	0	1	3						
Jerry Martin, R (8,8) OBP: 0.281, SLG: 0.289		1-2 1B	K		2-3f					0	0	0	0	0	0	0						
Mike Schmidt, R (1,5) OBP: 0.374, SLG: 0.514		1-1 F8			4-1 E 1B BB				4-1 1B BB	2	1	1	0	2	0	2						
Bob Boone, R (1,2) OBP: 0.350, SLG: 0.381		0-1			0-0 E3 1B				0-0 G1-6-3 1B	4	0	2	0	0	0	2						
Rick Bosetti, R (8, PR)		1-2 2-3 1B			1-2 1B				1-2 1B	0	0	0	0	0	0	0						
Johnny Oates, L (8, 2) OBP: 0.311, SLG: 0.274		0-0 FC3-2			1-2 3B 1B				1-2 1B	0	0	0	0	0	0	0						
Larry Bowa, S (1,6) OBP: 0.286, SLG: 0.302		0-0 FC3-2			1-2 3B 1B				1-0 L9	4	1	1	1	0	0	5						
Jim Kaat, L (1,1) OBP: 0.203, SLG: 0.289		1-2 2-3 3-H			0-0 1B				1-2 G3	2	0	1	1	0	1	3						
Tim McCarver, L (7, PH) OBP: 0.402, SLG: 0.415		2-3 3-H			1-H 3B					1	0	0	0	0	0	0						
Tug McGraw, R (7, 1) OBP: 0.143, SLG: 0.286		2-3 3-H			1-H 3B					0	0	0	0	0	0	0						
Tom Hutton, L (8, PH) OBP: 0.350, SLG: 0.299		2-3 3-H			1-H 3B					1	0	0	0	0	0	0						
Inning Stats	R: 0 E: 0 K: 0 S: 7	H: 0 LOB: 0 BB: 0 P: 8	R: 0 E: 1 K: 1 S: 12	H: 2 LOB: 3 BB: 0 P: 18	R: 0 E: 0 K: 1 S: 8	H: 1 LOB: 2 BB: 1 P: 13	R: 2 E: 1 K: 0 S: 10	H: 2 LOB: 1 BB: 1 P: 17	R: 0 E: 0 K: 0 S: 9	H: 1 LOB: 0 BB: 0 P: 12	R: 0 E: 0 K: 0 S: 7	H: 1 LOB: 1 BB: 0 P: 13	R: 0 E: 0 K: 0 S: 8	H: 2 LOB: 1 BB: 0 P: 12	R: 0 E: 0 K: 0 S: 5	H: 1 LOB: 2 BB: 1 P: 10	R: 0 E: 0 K: 0 S: 9	H: 0 LOB: 0 BB: 0 P: 13	1B: 8 2B: 3 3B: 1 HR: 0	SF: 0 SAC: 1 DP: 3 HBP: 0	WP: 0 PB: 0 SB: 0 CS: 0	PA: 38
PITCHER Don Stanhouse, R (1,1) ERA: 3.7	IP: 9.0 WLS: W BF: 38 H: 10 R: 2 ER: 2 SO: 2 BB: 3 IBB: 0 HBP: 0 BLK: 0 WP: 0 HR: 0 S: 75 P: 116 ERA: 2.00 WHIP: 1.444															PITCHER						

Batter	1	2	3	4	5	6	7	8	9	AB	R	H	RBI	BB	SO	LOB	BOTTOM						
Bombo Rivera, R (1,7) OBP: 0.323, SLG: 0.402	6-3			2B 1B	F9			F8		4	1	1	0	0	0	0	Philadelphia Phillies @ Montreal Expos Jarry Park, Montreal, QB Fri Sep 24 1976, 7:05 PM EDT Att. 4,510 - Unknown - 45 F						
Del Unser, L (9,7) OBP: 0.273, SLG: 0.366				1B						0	0	0	0	0	0	0							
Tim Foli, R (1,6) OBP: 0.279, SLG: 0.367	F9			1B 2B			F8			4	1	2	0	0	0	0							
Andre Dawson, R (1,8) OBP: 0.333, SLG: 0.326	6-3			5-3			F9			3	0	0	0	0	0	2							
Ellis Valentine, R (1,9) OBP: 0.342, SLG: 0.404		5-3		1B			4-1 2B BB			2	1	1	1	1	0	0							
Earl Williams, R (1,3) OBP: 0.297, SLG: 0.417		F7		1B			0-0 1B			3	0	2	2	0	0	0							
Larry Parrish, R (1,5) OBP: 0.283, SLG: 0.352		K		1B			1-H 2B			3	0	0	0	0	1	2							
Barry Foote, R (1,2) OBP: 0.261, SLG: 0.332				F6	F9		1-3 K			3	0	0	0	0	1	2							
Pete Mackanin, R (1,4) OBP: 0.256, SLG: 0.338				6-3			1-3 K			3	0	0	0	0	1	0							
Don Stanhouse, R (1,1) OBP: 0.286, SLG: 0.255				F4			0-1 F7			3	0	0	0	0	1	0							
Inning Stats	R: 0 E: 0 K: 0 S: 6	H: 0 LOB: 0 BB: 0 P: 8	R: 0 E: 0 K: 1 S: 7	H: 0 LOB: 0 BB: 0 P: 10	R: 0 E: 0 K: 0 S: 6	H: 0 LOB: 0 BB: 0 P: 8	R: 2 E: 0 K: 0 S: 15	H: 4 LOB: 2 BB: 0 P: 22	R: 0 E: 0 K: 0 S: 8	H: 0 LOB: 0 BB: 0 P: 11	R: 1 E: 0 K: 0 S: 5	H: 1 LOB: 1 BB: 1 P: 10	R: 0 E: 0 K: 2 S: 8	H: 0 LOB: 0 BB: 0 P: 11	R: 0 E: 0 K: 1 S: 8	H: 1 LOB: 1 BB: 0 P: 9		R: 0 E: 0 K: 1 S: 8	H: 0 LOB: 0 BB: 0 P: 13	1B: 4 2B: 2 3B: 0 HR: 0	SF: 0 SAC: 0 DP: 0 HBP: 0	WP: 0 PB: 0 SB: 0 CS: 0	PA: 29
PITCHER Jim Kaat, L (1,1) ERA: 3.57	IP: 6.0 WLS: L BF: 23 H: 5 R: 3 ER: 3 SO: 3 BB: 1 IBB: 0 HBP: 0 BLK: 0 WP: 0 HR: 0 S: 47 P: 69 ERA: 4.50 WHIP: 1.000															PITCHER							
Tug McGraw, L (7, 1) ERA: 2.39	IP: 2.0 WLS: L BF: 6 H: 1 R: 0 ER: 0 SO: 3 BB: 0 IBB: 0 HBP: 0 BLK: 0 WP: 0 HR: 0 S: 16 P: 20 ERA: 0.00 WHIP: 0.500															PITCHER							

Batter	1	2	3	4	5	6	7	8	9	AB	R	H	RBI	BB	SO	LOB	TOP
Rick Bosetti, R (1.8)	4-3		L9	1-3		FC6-4				4	0	0	0	0	0	3	Philadelphia Phillies @ Montreal Expos Jarry Park, Montreal, QB Sun Sep 26 1976, 3:38 AM EDT Att: 14,166 - Unknown livebaseballscorecards.com
Terry Harmon, R (1.6) OBP: 0.394, SLG: 0.423	1B		E5		6-3	5-3				4	1	1	0	0	0	2	
Jerry Martin, R (1.9) OBP: 0.287, SLG: 0.314	K		4-3		4-3		F9			4	0	1	0	0	1	2	
Jay Johnstone, L (1.7) OBP: 0.377, SLG: 0.463	F9		FC5		4-3		4-3			3	0	1	1	1	0	2	
Tom Hutton, L (1.3) OBP: 0.351, SLG: 0.292		BB		4-3		4-3		4-3		2	0	0	0	2	0	2	
Johnny Oates, L (1.2) OBP: 0.305, SLG: 0.268 Ron Schueler, R (4.1)	K		FC5			K		K		2	0	0	0	0	1	3	
										2	0	0	0	0	2	1	
Fred Andrews, R (1.4) OBP: 1.000, SLG: 1.000		BB		G3		E				1	1	1	0	1	0	0	
John Vukovich, R (1.5)	F8			K		E5				3	0	0	0	0	1	4	
Ron Reed, R (1.1) OBP: 0.167, SLG: 0.208 Tim Blackwell, S (4,PH) OBP: 0.250, SLG: 0.250	1-3			G3		FC6-4				1	0	0	0	0	0	2	
										2	0	1	1	0	0	1	
Inning Stats	R: 0 E: 0 K: 1 S: 10	H: 1 LOB: 1 BB: 0 P: 16	R: 0 E: 0 K: 1 S: 6	H: 0 LOB: 2 BB: 2 P: 15	R: 1 E: 1 K: 0 S: 12	H: 1 LOB: 2 BB: 1 P: 25	R: 0 E: 0 K: 1 S: 5	H: 0 LOB: 1 BB: 0 P: 8	R: 0 E: 0 K: 0 S: 5	H: 1 LOB: 1 BB: 0 P: 8	R: 1 E: 1 K: 1 S: 13	H: 2 LOB: 2 BB: 0 P: 16	R: 0 E: 0 K: 1 S: 9	H: 0 LOB: 1 BB: 1 P: 17			
PITCHER Dennis Blair, R (1.1) ERA: 4.02	IP: 7.0 WLS: L BF: 33	H: 5 R: 2 ER: 0 SO: 5	BB: 4 IBB: 0 HBP: 1 BLK: 0	WP: 0 HR: 0 S: 60 P: 105	ERA: 0.00 WHIP: 1.286	PITCHER										WP: 0 HR: 0 S: 60 P: 105	ERA: 0.00 WHIP: 1.286

AB	28
R	2
H	5
RBI	2
BB	4
SO	5
LOB	22



Batter	1	2	3	4	5	6	7	8	9	AB	R	H	RBI	BB	SO	LOB	BOTTOM
Warren Cromartie, L (1.7) OBP: 0.228, SLG: 0.231	1B		F9			F5				3	0	1	0	0	0	0	Philadelphia Phillies @ Montreal Expos Jarry Park, Montreal, QB Sun Sep 26 1976, 3:38 AM EDT Att: 14,166 - Unknown livebaseballscorecards.com
Pete Mackanin, R (1.4) OBP: 0.258, SLG: 0.340	K		1-3			2B		HBP		2	0	0	0	0	1	1	
Andre Dawson, R (1.8) OBP: 0.333, SLG: 0.345	F8				1B	P4				3	0	1	0	0	0	2	
Ellis Valentine, R (1.9) OBP: 0.337, SLG: 0.403		2B	F6					2B		3	1	2	0	0	0	1	
Roger Freed, R (1.3) OBP: 0.143, SLG: 0.214		K								3	0	0	0	0	2	2	
Jose Morales, R (1.2) OBP: 0.335, SLG: 0.465		F9								3	0	0	0	0	2	2	
Pepe Frias, R (1.6) OBP: 0.227, SLG: 0.250						F7				3	0	2	1	0	0	0	
Pat Scanlon, L (1.5) OBP: 0.241, SLG: 0.333										2	0	0	0	1	1	2	
Dennis Blair, R (1.1)										2	0	0	0	0	0	1	
Inning Stats	R: 0 E: 0 K: 1 S: 8	H: 1 LOB: 0 BB: 0 P: 9	R: 1 E: 0 K: 1 S: 11	H: 2 LOB: 1 BB: 0 P: 16	R: 0 E: 0 K: 0 S: 5	H: 0 LOB: 0 BB: 0 P: 5	R: 0 E: 0 K: 2 S: 18	H: 1 LOB: 1 BB: 0 P: 24	R: 0 E: 0 K: 0 S: 5	H: 0 LOB: 0 BB: 1 P: 12	R: 0 E: 0 K: 0 S: 7	H: 1 LOB: 2 BB: 0 P: 11	R: 0 E: 0 K: 2 S: 10	H: 1 LOB: 1 BB: 0 P: 14			
PITCHER Ron Reed, R (1.1) ERA: 2.5 Ron Schueler, R (4.1) ERA: 2.9	IP: 3.0 WLS: W BF: 15	H: 3 R: 0 ER: 0 SO: 4	BB: 1 IBB: 0 HBP: 1 BLK: 0	WP: 0 HR: 0 S: 40 P: 61	ERA: 0.00 WHIP: 1.000	PITCHER										WP: 0 HR: 0 S: 40 P: 61	ERA: 0.00 WHIP: 1.000


AB	24
R	1
H	6
RBI	1
BB	1
SO	6
LOB	11



Batter	1	2	3	4	5	6	7	8	9	AB	R	H	RBI	BB	SO	LOB	TOP
Bombo Rivera, R OBP: 0.323, SLG: 0.411 (1, 7)	5-3		P4		FC5-4			1B 3B		4	1	1	0	0	0	3	
Tim Foli, R OBP: 0.282, SLG: 0.368 (1, 6)	P3				F8		WP 1B 2B	1B		4	1	2	1	0	0	0	
Andre Dawson, R OBP: 0.318, SLG: 0.328 (1, 8)	5-3			6-3			F8			3	0	0	0	0	0	1	
Ellis Valentine, R OBP: 0.337, SLG: 0.402 (1, 9)		F9		5-3			5-3 1B			3	0	1	1	0	0	0	
Earl Williams, R OBP: 0.294, SLG: 0.412 (1, 3)		F9			FC6-4 1B		5-3			3	0	1	0	0	0	1	
Larry Parrish, R OBP: 0.282, SLG: 0.347 (1, 5)		5-3			FC6-4 1B		K			3	1	0	0	0	1	2	
Pete Mackanin, R OBP: 0.256, SLG: 0.337 (1, 4)			5-3		G3		F7			3	0	0	0	0	0	1	
Barry Foote, R OBP: 0.268, SLG: 0.343 (1, 2)			3-1 2B		BB 1B		P6			3	0	2	1	0	0	0	
Larry Landreth, R OBP: 0.252, SLG: 0.373 (4, 1)			3-1 2B		FC5-4 BB		F8			1	0	0	0	0	0	1	
Bill Atkinson, L OBP: 0.225, SLG: 0.168 (4, 1)										0	0	0	0	0	0	0	
Andre Thornton, R OBP: 0.225, SLG: 0.168 (5, PH)										0	0	0	0	0	0	0	
Chip Lang, R OBP: 0.225, SLG: 0.168 (5, 1)										0	0	0	0	0	0	0	
Gary Roenicke, R OBP: 0.225, SLG: 0.168 (7, PH)										1	0	0	0	0	0	0	
Chuck Taylor, R OBP: 0.225, SLG: 0.168 (7, 1)										0	0	0	0	0	0	0	
Inning Stats	R: 0 E: 0 K: 0 S: 3	H: 0 LOB: 0 BB: 0 P: 3	R: 0 E: 0 K: 0 S: 3	H: 0 LOB: 0 BB: 0 P: 3	R: 0 E: 0 K: 0 S: 4	H: 1 LOB: 1 BB: 0 P: 4	R: 0 E: 0 K: 0 S: 3	H: 0 LOB: 0 BB: 0 P: 3	R: 1 E: 0 K: 1 S: 5	H: 2 LOB: 2 BB: 1 P: 9	R: 1 E: 0 K: 0 S: 7	H: 2 LOB: 1 BB: 0 P: 7	R: 0 E: 0 K: 0 S: 3	H: 0 LOB: 0 BB: 0 P: 3	R: 1 E: 0 K: 0 S: 2	H: 2 LOB: 1 BB: 0 P: 2	
PITCHER Jon Matlack, L ERA: 2.83 (1, 1)	IP: 7.0 WLS: W BF: 29 H: 7 R: 3 ER: 3 SO: 1 BB: 1 IBB: 0 HBP: 0 BLK: 0 WP: 1 HR: 0 S: 30 P: 34 ERA: 3.86 WHIP: 1.143																

Montreal Expos @ New York Mets
Shea Stadium, Flushing, NY
Mon Sep 27 1976, 7:05 PM EDT
Att: 2,929 - Unknown


AB	28
R	3
H	7
RBI	3
BB	1
SO	1
LOB	9



Batter	1	2	3	4	5	6	7	8	9	AB	R	H	RBI	BB	SO	LOB	BOTTOM	
Lee Mazzilli, S OBP: 0.371, SLG: 0.368 (1, 8)	K		E3 HR	K		1B HR HBP				3	2	0	0	1	2	3		
Felix Milan, R OBP: 0.346, SLG: 0.350 (1, 4)			SF8	P4		HR 1B		P5		4	1	2	1	0	0	4		
John Milner, L OBP: 0.363, SLG: 0.455 (1, 7)		F7			G3					4	2	2	6	0	0	1		
Ed Kranepool, L OBP: 0.342, SLG: 0.403 (1, 3)		L3		P5		HR		E4 2B		3	1	0	0	1	0	1		
Dave Kingman, R OBP: 0.279, SLG: 0.514 (1, 9)		F8			K		K			4	0	1	1	0	2	1		
Jerry Grote, R OBP: 0.355, SLG: 0.371 (1, 2)		4-3			K		G3			4	1	1	0	0	0	2		
Bud Harrelson, S OBP: 0.350, SLG: 0.291 (1, 6)		K			1B FC 1B		G3			4	1	2	0	0	1	0		
Roy Staiger, R OBP: 0.283, SLG: 0.280 (1, 5)					1B FC 1B		G3			4	0	0	0	0	0	3		
Jon Matlack, L OBP: 0.277, SLG: 0.212 (1, 1)					6-3		FC 1B			4	2	3	1	0	0	1		
Inning Stats	R: 0 E: 0 K: 1 S: 6	H: 1 LOB: 1 BB: 0 P: 6	R: 0 E: 0 K: 1 S: 5	H: 0 LOB: 0 BB: 0 P: 5	R: 3 E: 1 K: 0 S: 6	H: 2 LOB: 0 BB: 0 P: 6	R: 2 E: 0 K: 2 S: 11	H: 3 LOB: 2 BB: 0 P: 11	R: 0 E: 0 K: 1 S: 5	H: 0 LOB: 1 BB: 1 P: 9	R: 5 E: 1 K: 0 S: 8	H: 4 LOB: 1 BB: 0 P: 9	R: 0 E: 0 K: 0 S: 4	H: 1 LOB: 2 BB: 1 P: 8	R: 0 E: 0 K: 0 S: 2	H: 1 LOB: 1 BB: 0 P: 8		
PITCHER Larry Landreth, R ERA: 4.09 (1, 1)	IP: 3.1 WLS: L BF: 18 H: 6 R: 5 ER: 2 SO: 3 BB: 0 IBB: 0 HBP: 0 BLK: 0 WP: 1 HR: 1 S: 24 P: 24 ERA: 5.40 WHIP: 1.800																	
Bill Atkinson, R ERA (4, 1)	0.2	2	0	0	0	1	0	0	0	0	0	0	0	0	0	0	0	
Chip Lang, R ERA: 4.3 (5, 1)	2.0	13	4	5	4	1	1	0	1	0	1	13	18	18.00	2.500			
Chuck Taylor, R ERA: 4.7 (7, 1)	1.0	5	1	0	0	0	1	0	0	0	0	0	4	8	0.00	2.000		
PITCHER	IP: 7.0 WLS: W BF: 29 H: 7 R: 3 ER: 3 SO: 1 BB: 1 IBB: 0 HBP: 0 BLK: 0 WP: 1 HR: 0 S: 30 P: 34 ERA: 3.86 WHIP: 1.143																	

Montreal Expos @ New York Mets
Shea Stadium, Flushing, NY
Mon Sep 27 1976, 7:05 PM EDT
Att: 2,929 - Unknown

AB	34
R	10
H	11
RBI	9
BB	2
SO	5
LOB	16



Batter	1	2	3	4	5	6	7	8	9	AB	R	H	RBI	BB	SO	LOB	TOP										
Del Unser, L OBP: 0.273, SLG: 0.362 (1, 7)										4	1	0	0	1	1	2											
Tim Foli, R OBP: 0.281, SLG: 0.368 (1, 6)										4	1	1	1	1	0	0											
Andre Dawson, R OBP: 0.329, SLG: 0.354 (1, 8)										4	1	2	0	0	1	0											
Ellis Valentine, R OBP: 0.342, SLG: 0.407 (1, 9)										4	0	3	3	0	0	0											
Earl Williams, R OBP: 0.291, SLG: 0.408 (1, 3)										4	0	0	0	0	1	4											
Larry Parrish, R OBP: 0.283, SLG: 0.350 (1, 5)										4	0	2	0	0	0	2											
Barry Foote, R OBP: 0.268, SLG: 0.342 (1, 2)										4	0	1	0	0	1	3											
Pepe Frias, R OBP: 0.230, SLG: 0.253 (1, 4)										3	1	1	0	0	2	1											
Joe Keener, R Clay Kirby, R Wayne Carrillo, R Steve Dunning, R Mike Jorgensen, L Joe Kerrigan, R (1, 1) (5, 1) (7, PH) (7, 1) (9, PH) (9, 1)										1	0	0	0	0	1	1											
Inning Stats	R: 0 E: 0 K: 1 S: 5	H: 0 LOB: 0 BB: 0 P: 5	R: 0 E: 0 K: 0 S: 4	H: 1 LOB: 1 BB: 0 P: 4	R: 2 E: 0 K: 1 S: 8	H: 3 LOB: 2 BB: 1 P: 12	R: 0 E: 0 K: 2 S: 8	H: 1 LOB: 1 BB: 0 P: 8	R: 0 E: 0 K: 0 S: 3	H: 1 LOB: 0 BB: 0 P: 3	R: 0 E: 0 K: 0 S: 4	H: 1 LOB: 1 BB: 0 P: 4	R: 2 E: 0 K: 1 S: 8	H: 3 LOB: 1 BB: 0 P: 8	R: 0 E: 0 K: 2 S: 7	H: 0 LOB: 1 BB: 1 P: 11	1B: 8 2B: 2 3B: 0 HR: 0	SF: 1 SAC: 2 DP: 0 HBP: 0	WP: 0 PB: 0 SB: 2 CS: 2	PA: 38							
PITCHER	IP	WLS	BF	H	R	ER	SO	BB	IBB	HBP	BLK	WP	HR	S	P	ERA	WHIP										
Nino Espinosa, R ERA: 3.89 (1, 1)	7.0		30	9	4	2	4	1	0	0	0	0	0	37	41	2.57	1.429										
Skip Lockwood, R ERA: 2.7 (8, 1)	2.0	W	8	1	0	0	3	1	0	0	0	0	0	13	17	0.00	1.000										

Montreal Expos @ New York Mets
Shea Stadium, Flushing, NY
Tue Sep 28 1976, 7:05 PM EDT
Unknown

AB 33
R 4
H 10
RBI 4
BB 2
SO 7
LOB 15

Batter	1	2	3	4	5	6	7	8	9	AB	R	H	RBI	BB	SO	LOB	BOTTOM										
Bruce Boisclair, L OBP: 0.349, SLG: 0.373 (1, 8)										3	2	1	0	2	1	0											
Felix Milten, R OBP: 0.348, SLG: 0.350 (1, 4)										3	1	1	1	0	0	0											
Jim Dwyer, L OBP: 0.269, SLG: 0.229 (9, PH)										1	0	1	0	0	0	0											
John Milner, L OBP: 0.363, SLG: 0.453 (1, 7)										4	0	1	0	1	0	2											
Ed Kranepool, L OBP: 0.345, SLG: 0.413 (1, 3)										5	1	3	2	0	0	2											
Dave Kingman, R OBP: 0.280, SLG: 0.512 (1, 9)										2	0	0	0	2	0	1											
Roy Staiger, R OBP: 0.283, SLG: 0.280 (1, 5)										4	0	1	0	0	0	3											
Mike Phillips, L OBP: 0.315, SLG: 0.363 (1, 6)										4	0	2	0	0	1	0											
Ron Hodges, L OBP: 0.339, SLG: 0.342 (1, 2)										4	0	0	0	0	1	4											
Nino Espinosa, R Skip Lockwood, R Billy Baldwin, L OBP: 0.400, SLG: 0.389 OBP: 0.292, SLG: 0.545 (1, 1) (8, 1) (9, PH)										2	1	0	0	1	0	3											
Inning Stats	R: 0 E: 0 K: 0 S: 3	H: 1 LOB: 1 BB: 0 P: 3	R: 0 E: 0 K: 1 S: 7	H: 2 LOB: 3 BB: 1 P: 11	R: 0 E: 0 K: 0 S: 3	H: 0 LOB: 2 BB: 2 P: 12	R: 3 E: 1 K: 0 S: 4	H: 1 LOB: 0 BB: 2 P: 12	R: 0 E: 0 K: 0 S: 3	H: 1 LOB: 0 BB: 0 P: 3	R: 0 E: 0 K: 1 S: 5	H: 0 LOB: 0 BB: 0 P: 5	R: 1 E: 0 K: 1 S: 6	H: 1 LOB: 3 BB: 1 P: 9	1B: 9 2B: 1 3B: 0 HR: 1	SF: 0 SAC: 0 DP: 2 HBP: 1	WP: 0 PB: 0 SB: 0 CS: 0	PA: 40									
PITCHER	IP	WLS	BF	H	R	ER	SO	BB	IBB	HBP	BLK	WP	HR	S	P	ERA	WHIP										
Joe Keener, R ERA: 10.38 (1, 1)	4.0		21	4	3	1	1	0	0	0	0	0	0	6	6	0.00	1.000										
Clay Kirby, R ERA: 5.72 (5, 1)	2.0		6	2	0	0	0	0	0	0	0	0	0	6	6	0.00	1.000										
Steve Dunning, R ERA: 4.34 (7, 1)	2.0		7	1	1	1	2	0	0	0	0	0	1	11	11	4.50	0.500										
Joe Kerrigan, R ERA: 3.88 (9, 1)	0.2	L	6	3	1	1	0	1	0	0	0	0	0	5	9	13.50	6.000										

Montreal Expos @ New York Mets
Shea Stadium, Flushing, NY
Tue Sep 28 1976, 7:05 PM EDT
Unknown

AB 33
R 5
H 10
RBI 3
BB 6
SO 3
LOB 15

Batter	1	2	3	4	5	6	7	8	9	AB	R	H	RBI	BB	SO	LOB	TOP								
Del Unser, L OBP: 0.271, SLG: 0.359 (1.7)										5	1	1	0	0	2	3	Montreal Expos @ New York Mets Shea Stadium, Flushing, NY Wed Sep 29 1976, 7:05 PM EDT Att: 27,903 - Unknown								
Andre Dawson, R OBP: 0.308, SLG: 0.342 (1.8)										3	0	1	1	0	0	0									
Mike Jorgensen, L OBP: 0.352, SLG: 0.344 (1.3)										3	1	0	0	1	1	2									
Ellis Valentine, R OBP: 0.346, SLG: 0.420 (1.9)										4	2	2	2	0	0	0									
Larry Parrish, R OBP: 0.284, SLG: 0.354 (1.5)										3	1	0	0	1	0	0									
Wayne Garrett, L OBP: 0.356, SLG: 0.310 (1.4)										4	1	1	4	0	0	0									
Barry Foote, R OBP: 0.270, SLG: 0.341 (1.2)										4	0	1	0	0	0	0									
Pepe Frias, R OBP: 0.259, SLG: 0.282 (1.6)										4	1	3	0	0	0	0									
Steve Rogers, R OBP: 0.160, SLG: 0.149 (1.1)										3	0	0	0	0	0	3									
Inning Stats	R: 0 E: 0 K: 2 S: 7	H: 0 LOB: 0 BB: 0 P: 7	R: 0 E: 0 K: 0 S: 3	H: 0 LOB: 0 BB: 0 P: 3	R: 0 E: 0 K: 0 S: 3	H: 0 LOB: 0 BB: 0 P: 3	R: 4 E: 0 K: 0 S: 5	H: 2 LOB: 0 BB: 2 P: 13	R: 1 E: 0 K: 0 S: 5	H: 2 LOB: 1 BB: 0 P: 5	R: 0 E: 0 K: 0 S: 3	H: 0 LOB: 0 BB: 0 P: 3	R: 0 E: 0 K: 0 S: 3	H: 1 LOB: 0 BB: 0 P: 3	R: 2 E: 0 K: 0 S: 5	H: 2 LOB: 0 BB: 0 P: 5	R: 0 E: 0 K: 1 S: 7	H: 2 LOB: 2 BB: 0 P: 7	1B: 6 2B: 1 3B: 0 HR: 2	SF: 0 SAC: 2 DP: 1 HBP: 0	WP: 0 PB: 0 CS: 0	PA: 37			
PITCHER	IP	WLS	BF	H	R	ER	SO	BB	IBB	HBP	BLK	WP	HR	S	P	ERA	WHIP								
Tom Seaver, R ERA: 2.59 (1.1)	8.0	L	32	7	7	7	2	2	0	0	0	0	2	34	42	7.88	1.125								
Craig Swan, R ERA: 3.52 (9.1)	1.0		5	2	0	0	1	0	0	0	0	0	0	7	7	0.00	2.000								


AB	33
R	7
H	9
RBI	7
BB	2
SO	3
LOB	8



Batter	1	2	3	4	5	6	7	8	9	AB	R	H	RBI	BB	SO	LOB	BOTTOM								
Lee Mazzilli, S OBP: 0.350, SLG: 0.348 (1.8)										5	0	2	1	0	1	2	Montreal Expos @ New York Mets Shea Stadium, Flushing, NY Wed Sep 29 1976, 7:05 PM EDT Att: 27,903 - Unknown								
Felix Milan, R OBP: 0.346, SLG: 0.349 (1.4)										5	0	1	0	0	0	3									
John Milner, L OBP: 0.365, SLG: 0.450 (1.7)										2	1	0	0	3	0	2									
Ed Kranepool, L OBP: 0.345, SLG: 0.411 (1.3)										4	0	1	0	1	1	3									
Dave Kingman, R OBP: 0.283, SLG: 0.511 (1.9)										5	0	2	0	0	1	6									
Jerry Grote, R OBP: 0.350, SLG: 0.365 (1.2)										4	0	0	0	0	2	3									
Roy Staiger, R OBP: 0.282, SLG: 0.276 (1.5)										3	1	0	0	1	0	1									
Bud Harrelson, S OBP: 0.350, SLG: 0.291 (1.6)										2	0	0	0	2	0	1									
Tom Seaver, R OBP: 0.176, SLG: 0.085 (1.1)										3	0	0	0	0	0	3									
Craig Swan, R OBP: 0.195, SLG: 0.108 (9.1)										0	0	0	0	0	0	0									
Bruce Bolesclair, L OBP: 0.351, SLG: 0.375 (9. PH)										1	0	1	0	0	0	0									
Inning Stats	R: 0 E: 0 K: 1 S: 6	H: 1 LOB: 2 BB: 1 P: 10	R: 1 E: 0 K: 1 S: 6	H: 1 LOB: 2 BB: 2 P: 14	R: 0 E: 0 K: 0 S: 4	H: 1 LOB: 1 BB: 0 P: 4	R: 0 E: 0 K: 1 S: 5	H: 0 LOB: 1 BB: 1 P: 9	R: 1 E: 0 K: 1 S: 6	H: 1 LOB: 1 BB: 1 P: 10	R: 0 E: 0 K: 0 S: 3	H: 0 LOB: 0 BB: 0 P: 3	R: 0 E: 0 K: 0 S: 3	H: 0 LOB: 1 BB: 1 P: 7	R: 0 E: 0 K: 0 S: 4	H: 1 LOB: 1 BB: 0 P: 4	R: 0 E: 1 K: 1 S: 7	H: 2 LOB: 3 BB: 1 P: 11	1B: 7 2B: 0 3B: 0 HR: 0	SF: 0 SAC: 0 DP: 0 HBP: 0	WP: 2 PB: 0 CS: 0	PA: 41			
PITCHER	IP	WLS	BF	H	R	ER	SO	BB	IBB	HBP	BLK	WP	HR	S	P	ERA	WHIP								
Steve Rogers, R ERA: 3.25 (1.1)	9.0	W	41	7	2	2	5	7	0	0	0	2	0	44	72	2.00	1.556								

AB	34
R	2
H	7
RBI	1
BB	7
SO	5
LOB	24




Batter	1	2	3	4	5	6	7	8	9	AB	R	H	RBI	BB	SO	LOB	TOP							
Del Unser, L OBP: 0.271, SLG: 0.358 (1, 7)	0-0 6-3		0-0 6-3			0-0 4-3		0-0 1B 1B		4	0	1	0	0	0	1								
Tim Foli, R OBP: 0.280, SLG: 0.366 (1, 6)	0-0 1-3			0-0 1B 1B		0-0 5-3		0-0 1-2 1B		4	0	2	0	0	0	0								
Andre Dawson, R OBP: 0.305, SLG: 0.338 (1, 8)	0-0 5-3			0-0 FC3-6 1-2 1B		0-3 K		0-3 K		4	0	1	0	0	2	2								
Ellis Valentine, R OBP: 0.341, SLG: 0.414 (1, 9)		0-0 P4		0-0 L7			0-0 1-3		0-3 K	4	0	0	0	0	1	2								
Mike Jorgensen, L OBP: 0.351, SLG: 0.346 (1, 3)		0-0 P4		0-0 FC3-6 FC6-4 1-2			0-0 F9		0-0 2B	4	1	1	0	0	0	2								
Larry Parrish, R OBP: 0.286, SLG: 0.359 (1, 5)		0-3 K		0-0 FC6-4 1-2			0-0 2B		0-0 F7 2-H 2B	4	0	2	1	0	1	2								
Barry Foote, R Earl Williams, R OBP: 0.261, SLG: 0.338 (9, PH) OBP: 0.287, SLG: 0.402 (1, 2)			0-0 P6		0-0 5-3		0-0 F7		0-0 F7 2-3	3	0	0	0	0	0	1	AB 35 R 1 H 8 RBI 1 BB 0 SO 5 LOB 13							
Pepe Frias, R Wayne Garrett, L OBP: 0.261, SLG: 0.283 (9, PH) OBP: 0.356, SLG: 0.310 (1, 4)			0-0 S 1B		0-0 4-3		0-0 1-3		0-0 4-3	3	0	1	0	0	0	0								
Don Stanhouse, R Warren Cromartie, L Chip Lang, R Jose Morales, R Joe Kerrigan, R OBP: 0.281, SLG: 0.250 (5, PH) OBP: 0.225, SLG: 0.228 (5, 1) OBP: 0.197, SLG: 0.167 (8, PH) OBP: 0.333, SLG: 0.462 (8, 1)			0-3 K		0-0 6-3		0-0 6-3		0-0 6-3	1	0	0	0	0	1	1								
Inning Stats	R: 0 E: 0 K: 0 S: 3	H: 0 LOB: 0 BB: 0 P: 3	R: 0 E: 0 K: 1 S: 5	H: 0 LOB: 0 BB: 0 P: 5	R: 0 E: 0 K: 1 S: 6	H: 1 LOB: 1 BB: 0 P: 6	R: 0 E: 0 K: 0 S: 5	H: 2 LOB: 2 BB: 0 P: 5	R: 0 E: 0 K: 0 S: 3	H: 0 LOB: 0 BB: 0 P: 3	R: 0 E: 0 K: 1 S: 4	H: 1 LOB: 1 BB: 0 P: 4	R: 0 E: 0 K: 1 S: 7	H: 2 LOB: 2 BB: 0 P: 7	R: 1 E: 0 K: 1 S: 7	H: 2 LOB: 1 BB: 0 P: 7	1B: 5 2B: 3 3B: 0 HR: 0	SF: 0 SAC: 0 DP: 0 HBP: 0	WP: 0 PB: 0 SB: 1 CS: 0	PA: 35				
PITCHER	IP WLS BF H R ER SO BB IBB HBP BLK WP HR S P ERA WHIP	8.1 W 33 8 1 1 5 0 0 0 0 0 0 43 43 1.08 0.960	0.2 S 2 0 0 0 0 0 0 0 0 0 0 2 2 0.00 0.000											IP WLS BF H R ER SO BB IBB HBP BLK WP HR S P ERA WHIP										

Montreal Expos @ Chicago Cubs
Wrigley Field, Chicago, IL
Fri Oct 01 1976, 3:33 AM CDT
Att. 2,005 - Unknown - 74 F

AB 35
R 1
H 8
RBI 1
BB 0
SO 5
LOB 13



Batter	1	2	3	4	5	6	7	8	9	AB	R	H	RBI	BB	SO	LOB	BOTTOM								
Rick Monday, L OBP: 0.344, SLG: 0.508 (1, 3)	0-0 F7	0-0 FC1		0-0 HR			0-0 1-3			4	1	1	1	0	0	1									
Joe Wallis, S OBP: 0.317, SLG: 0.352 (1, 8)	0-0 FC6-4 1B 1B	0-3 K		0-0 F8			0-0 F9			4	1	1	0	0	1	2									
Bill Madlock, R OBP: 0.409, SLG: 0.499 (1, 5)	0-0 FC6-4 1-2 1B	0-0 F7		0-0 6-3			0-0 5-3			4	0	1	0	0	0	2									
Jerry Morales, R OBP: 0.323, SLG: 0.397 (1, 9)	0-0 FC6-4 BB 1B 1-2 2-3		0-0 P9		0-0 6-3			0-0 4-3		4	1	0	0	0	0	2									
Larry Bittner, L OBP: 0.272, SLG: 0.309 (1, 7)	0-0 BB 1B 1B 1-2 3-H		0-0 2B		0-0 3-1			0-0 F8		4	0	2	1	0	0	0									
Manny Trillo, R OBP: 0.300, SLG: 0.308 (1, 4)	0-0 1B BB 1-2 2-3		0-0 6-3		0-0 P4			0-0 F8		3	0	0	0	1	0	1									
Steve Swisher, R OBP: 0.275, SLG: 0.326 (1, 2)	0-0 1-2 2-H 3-H 1B		0-0 BB		0-3 K					2	0	1	1	1	1	0	AB 31 R 3 H 7 RBI 3 BB 2 SO 3 LOB 10								
Mick Kelleher, R OBP: 0.261, SLG: 0.260 (1, 6)		0-0 F6	0-0 L1		0-0 P9					3	0	0	0	0	0	2									
Bill Bonham, R Bruce Sutter, R OBP: 0.224, SLG: 0.262 (9, 1)		0-0 2B		0-3 K		0-0 L6				3	0	1	0	0	1	0									
Inning Stats	R: 2 E: 0 K: 0 S: 6	H: 4 LOB: 2 BB: 1 P: 10	R: 0 E: 0 K: 1 S: 7	H: 1 LOB: 0 BB: 0 P: 7	R: 0 E: 0 K: 0 S: 4	H: 1 LOB: 2 BB: 1 P: 8	R: 1 E: 0 K: 1 S: 6	H: 1 LOB: 0 BB: 0 P: 6	R: 0 E: 0 K: 0 S: 3	H: 0 LOB: 0 BB: 0 P: 3	R: 0 E: 0 K: 0 S: 3	H: 0 LOB: 0 BB: 0 P: 3	R: 0 E: 0 K: 0 S: 3	H: 0 LOB: 0 BB: 0 P: 3	R: 0 E: 0 K: 0 S: 3	H: 0 LOB: 0 BB: 0 P: 3	1B: 4 2B: 2 3B: 0 HR: 1	SF: 0 SAC: 0 DP: 0 HBP: 0	WP: 0 PB: 0 SB: 0 CS: 0	PA: 33					
PITCHER	IP WLS BF H R ER SO BB IBB HBP BLK WP HR S P ERA WHIP	4.0 L 21 7 3 3 2 2 0 0 0 0 0 11 11 0.00 0.000	3.0 9 0 0 0 1 0 0 0 0 0 0 0 11 11 0.00 0.000	1.0 3 0 0 0 0 0 0 0 0 0 0 0 3 3 0.00 0.000											IP WLS BF H R ER SO BB IBB HBP BLK WP HR S P ERA WHIP										

Montreal Expos @ Chicago Cubs
Wrigley Field, Chicago, IL
Fri Oct 01 1976, 3:33 AM CDT
Att. 2,005 - Unknown - 74 F

AB 31
R 3
H 7
RBI 3
BB 2
SO 3
LOB 10



Batter	1	2	3	4	5	6	7	8	9	AB	R	H	RBI	BB	SO	LOB	TOP								
Del Unser, L OBP: 0.271, SLG: 0.357 (1, 7)										4	0	1	0	0	0	1	Montreal Expos @ Chicago Cubs Wrigley Field, Chicago, IL Sat Oct 02 1976, 3:33 AM CDT Att: 6,532 - Sunny - 63 F								
Tim Foli, R OBP: 0.281, SLG: 0.366 (1, 6)										3	0	1	0	0	0	1									
Wayne Garrett, L OBP: 0.355, SLG: 0.309 (5, 4)										1	0	0	0	0	0	0									
Andre Dawson, R OBP: 0.291, SLG: 0.321 (1, 8)										4	0	0	0	0	0	1									
Ellis Valentine, R OBP: 0.337, SLG: 0.409 (1, 9)										4	0	0	0	0	1	1									
Mike Jorgensen, L OBP: 0.350, SLG: 0.345 (1, 3)										4	0	1	0	0	1	0									
Larry Parrish, R OBP: 0.287, SLG: 0.365 (1, 5)										4	1	2	1	0	0	0									
Barry Foote, R OBP: 0.272, SLG: 0.340 (1, 2)										1	0	1	0	1	0	0									
Earl Williams, R OBP: 0.286, SLG: 0.400 (6, PH) (6, 2)										2	0	0	0	0	1	0									
Pepe Frias, R OBP: 0.272, SLG: 0.294 (1, 4) (5, 6)										3	0	2	0	0	1	1									
Dan Warthen, S OBP: 0.235, SLG: 0.133 (1, 1) (7, PH) (7, 1)										2	0	0	0	0	1	2									
Warren Cromartie, L OBP: 0.222, SLG: 0.225 (7, PH) (7, 1)										1	0	0	0	0	0	1									
Steve Dunning, R OBP: 0.235, SLG: 0.133 (7, 1)										0	0	0	0	0	0	0									
Inning Stats	R: 0 E: 0 K: 0 S: 7	H: 1 LOB: 0 BB: 0 P: 10	R: 1 E: 0 K: 0 S: 10	H: 3 LOB: 2 BB: 0 P: 13	R: 0 E: 0 K: 0 S: 8	H: 1 LOB: 1 BB: 0 P: 12	R: 0 E: 0 K: 2 S: 12	H: 0 LOB: 1 BB: 1 P: 21	R: 0 E: 0 K: 1 S: 8	H: 0 LOB: 0 BB: 0 P: 10	R: 0 E: 0 K: 0 S: 10	H: 2 LOB: 1 BB: 0 P: 15	R: 0 E: 0 K: 1 S: 10	H: 1 LOB: 1 BB: 0 P: 13	R: 0 E: 0 K: 1 S: 8	H: 0 LOB: 0 BB: 0 P: 10	R: 0 E: 0 K: 0 S: 5	H: 0 LOB: 0 BB: 0 P: 5	1B: 7 2B: 0 3B: 0 HR: 1	SF: 0 SAC: 0 DP: 1 HBP: 0	WP: 0 PB: 0 SB: 1 CS: 0	PA: 35			
PITCHER Ray Burris, R ERA: 3.11 (1, 1)	IP: 9.0 WLS: W BF: 34 H: 8 R: 1 ER: 1 SO: 5 BB: 1 IBB: 0 HBP: 0 BLK: 0 WP: 0 HR: 1 S: 78 P: 109 ERA: 1.00 WHIP: 1.000																								

Batter	1	2	3	4	5	6	7	8	9	AB	R	H	RBI	BB	SO	LOB	BOTTOM							
Rick Monday, L OBP: 0.347, SLG: 0.510 (1, 3)										1	1	1	1	2	0	0	Montreal Expos @ Chicago Cubs Wrigley Field, Chicago, IL Sat Oct 02 1976, 3:33 AM CDT Att: 6,532 - Sunny - 63 F							
Joe Wallis, S OBP: 0.315, SLG: 0.350 (1, 8)										2	0	0	0	0	0	1								
Bill Madlock, R OBP: 0.408, SLG: 0.496 (1, 5)										3	0	0	1	1	0	1								
Jerry Morales, R OBP: 0.322, SLG: 0.395 (1, 9)										3	0	0	0	1	1	2								
Manny Trillo, R OBP: 0.301, SLG: 0.308 (1, 4)										3	0	1	0	1	0	0								
George Mitterwald, R OBP: 0.247, SLG: 0.284 (1, 2)										3	0	0	0	1	1	3								
Larry Blittner, L OBP: 0.273, SLG: 0.309 (1, 7)										3	1	1	0	0	0	1								
Mick Kelleher, R OBP: 0.264, SLG: 0.269 (1, 6)										3	1	2	0	0	0	1								
Ray Burris, R OBP: 0.120, SLG: 0.111 (1, 1)										3	0	0	0	0	2	3								
Inning Stats	R: 0 E: 0 K: 0 S: 9	H: 0 LOB: 1 BB: 1 P: 13	R: 0 E: 0 K: 0 S: 6	H: 0 LOB: 0 BB: 0 P: 10	R: 1 E: 0 K: 1 S: 12	H: 1 LOB: 0 BB: 0 P: 18	R: 0 E: 0 K: 0 S: 9	H: 0 LOB: 0 BB: 0 P: 14	R: 0 E: 0 K: 1 S: 9	H: 1 LOB: 1 BB: 1 P: 15	R: 1 E: 0 K: 0 S: 11	H: 1 LOB: 2 BB: 2 P: 24	R: 1 E: 0 K: 0 S: 11	H: 1 LOB: 1 BB: 1 P: 20	R: 0 E: 0 K: 2 S: 11	H: 1 LOB: 1 BB: 1 P: 18	1B: 3 2B: 1 3B: 1 HR: 0	SF: 1 SAC: 2 DP: 1 HBP: 0	WP: 2 PB: 1 SB: 1 CS: 1	PA: 33				
PITCHER Dan Warthen, L ERA: 5.3 (1, 1)	IP: 6.0 WLS: L BF: 24 H: 3 R: 2 ER: 2 SO: 2 BB: 4 IBB: 0 HBP: 0 BLK: 0 WP: 0 HR: 0 S: 56 P: 94 ERA: 3.00 WHIP: 1.167																							
Steve Dunning, R ERA: 4.35 (7, 1)	IP: 2.0 WLS: 9 BF: 2 H: 2 R: 1 ER: 1 SO: 2 BB: 1 IBB: 0 HBP: 0 BLK: 0 WP: 0 HR: 0 S: 22 P: 38 ERA: 4.50 WHIP: 1.500																							

AB	33
R	1
H	8
RBI	1
BB	1
SO	5
LOB	8



Batter	1	2	3	4	5	6	7	8	9	AB	R	H	RBI	BB	SO	LOB	TOP					
Del Unser, L OBP: 0.269, SLG: 0.355 (1, 7)	4-3		5-3		SF8-4-3			FC3-6 1B		3	0	0	1	0	0	1	Montreal Expos @ Chicago Cubs Wrigley Field, Chicago, IL Sun Oct 03 1976, 3:33 AM CDT Alt. 9,486 - Unknown - 68 F					
Wayne Garrett, L OBP: 0.356, SLG: 0.311 (1, 4)	4-3			G3			FC5-4 1B	1B		4	0	2	0	0	0	0						
Andre Dawson, R OBP: 0.278, SLG: 0.306 (1, 8)	F9			P4			FC5-4 FC3-6 1-2f	K		4	0	0	0	0	1	3						
Ellis Valentine, R OBP: 0.339, SLG: 0.410 (1, 9)		5-3		1B			FC3-6 1-2f	FC4-6 1B		4	0	2	0	0	0	1						
Mike Jorgensen, L OBP: 0.349, SLG: 0.344 (1, 3)	G3			FC6-4 1B			L9	FC4-6 1-2f		4	0	1	0	0	0	4						
Larry Parrish, R OBP: 0.285, SLG: 0.363 (1, 5)	6-3			FC6-4 1-2f			6-3		1-3	4	0	0	0	0	0	2						
Earl Williams, R OBP: 0.286, SLG: 0.406 (1, 2)			HR		K		F8		K	4	1	1	1	0	2	0						
Pepe Frias, R OBP: 0.271, SLG: 0.292 (1, 6)			K		K		K		4-3	4	1	1	0	0	2	0						
Woodie Fryman, R OBP: 0.123, SLG: 0.125 (1, 1)			K		E1			FC3-6 1B		1	0	0	0	0	0	1						
Chip Lang, R OBP: 0.167, SLG: 0.167 (4, 1)										0	0	0	0	0	0	0						
Bill Atkinson, L ERA: 4.19 (4, 1)										0	0	0	0	0	0	0						
Warren Cromartie, L OBP: 0.226, SLG: 0.222 (5, PH)										0	0	0	0	0	0	1						
Dale Murray, R ERA: 3.26 (5, 1)										0	0	0	0	0	0	0						
Chuck Taylor, R ERA: 4.5 (5, 1)										0	0	0	0	0	0	0						
Roger Freed, R OBP: 0.200, SLG: 0.267 (5, PH)										0	0	0	0	0	0	0						
Don Carrithers, R ERA: 4.5 (5, 1)										0	0	0	0	0	0	0						
Inning Stats	R: 0 E: 0 K: 0 S: 7	H: 0 LOB: 0 BB: 0 P: 9	R: 0 E: 0 K: 0 S: 4	H: 0 LOB: 0 BB: 0 P: 7	R: 1 E: 0 K: 2 S: 10	H: 1 LOB: 0 BB: 0 P: 12	R: 0 E: 0 K: 0 S: 10	H: 2 LOB: 2 BB: 0 P: 14	R: 1 E: 1 K: 1 S: 9	H: 1 LOB: 0 BB: 0 P: 12	R: 0 E: 0 K: 0 S: 9	H: 1 LOB: 1 BB: 0 P: 13	R: 0 E: 0 K: 1 S: 5	H: 0 LOB: 0 BB: 0 P: 5	R: 0 E: 0 K: 1 S: 14	H: 3 LOB: 3 BB: 0 P: 17	R: 0 E: 0 K: 1 S: 6	H: 0 LOB: 0 BB: 0 P: 10	1B: 7 2B: 1 3B: 0 HR: 1	SF: 1 SAC: 0 DP: 1 HBP: 0	WP: 0 PB: 0 SB: 0 CS: 0	PA: 35
PITCHER Rick Reuschel, R ERA: 3.46 (1, 1)	IP: 9.0 WLS: W BF: 35 H: 8 R: 2 ER: 1 SO: 6 BB: 0 IBB: 0 HBP: 0 BLK: 0 WP: 0 HR: 1 S: 74 P: 99 ERA: 1.00 WHIP: 0.889																					

AB 34
R 2
H 8
RBI 2
BB 0
SO 6
LOB 12



Batter	1	2	3	4	5	6	7	8	9	AB	R	H	RBI	BB	SO	LOB	BOTTOM			
Rick Monday, L OBP: 0.346, SLG: 0.507 (1, 3)	FC5-2 1B	L6	1-3		6-3		G4-6-3			5	0	1	0	0	0	4	Montreal Expos @ Chicago Cubs Wrigley Field, Chicago, IL Sun Oct 03 1976, 3:33 AM CDT Alt. 9,486 - Unknown - 68 F			
Joe Wallis, S OBP: 0.322, SLG: 0.361 (1, 8)	FC5-2 1B		1B	1B	3B	1B	FC4-2 1B	F9		4	2	3	0	1	0	0				
Bill Madlock, R OBP: 0.412, SLG: 0.500 (6, PH)			1B	1B	1B	1B	FC4-2 1B	1B		4	2	4	1	0	0	0				
Rob Sperring, R OBP: 0.320, SLG: 0.290 (9, 5)	FC5-2 1B		1B	SF7 1B	1B	1B	FC4-2 1B	1B		1	0	1	0	0	0	0				
Jerry Morales, R OBP: 0.323, SLG: 0.395 (1, 9)	FC5-2		1B	SF8 1B	P4	FC4-2 1B	FC4-2 1B	F9		5	2	2	0	0	0	5				
Manny Trillo, R OBP: 0.304, SLG: 0.311 (1, 4)	9-2		2B	1B	1B	FC4-2 1B	FC4-2 1B	1B		5	1	3	1	0	0	6				
George Mitterwald, R OBP: 0.249, SLG: 0.287 (1, 2)		3-1 1B	SF7	K		G6-3 1B	G6-3 1B	P4		4	0	2	3	0	1	4				
Larry Bittner, L OBP: 0.272, SLG: 0.308 (1, 7)		3-1	2B	1B	F7	G6-3	G6-3			4	1	1	0	0	0	5				
Mick Kelleher, R OBP: 0.264, SLG: 0.270 (1, 6)		K	SF8		G3		G4-6-3 1B			3	0	1	1	0	1	1				
Rick Reuschel, R OBP: 0.289, SLG: 0.277 (1, 1)		BB	1B	2B	4-3		K			3	0	1	2	1	1	1				
Inning Stats	R: 0 E: 0 K: 0 S: 7	H: 2 LOB: 2 BB: 1 P: 13	R: 0 E: 0 K: 1 S: 14	H: 1 LOB: 1 BB: 1 P: 23	R: 5 E: 0 K: 0 S: 14	H: 6 LOB: 1 BB: 0 P: 21	R: 1 E: 0 K: 1 S: 12	H: 3 LOB: 2 BB: 0 P: 17	R: 0 E: 0 K: 0 S: 7	H: 0 LOB: 0 BB: 0 P: 8	R: 2 E: 0 K: 0 S: 14	H: 4 LOB: 1 BB: 0 P: 18	R: 0 E: 0 K: 1 S: 5	H: 1 LOB: 0 BB: 0 P: 7	R: 0 E: 0 K: 0 S: 7	H: 2 LOB: 2 BB: 0 P: 13	1B: 17 2B: 2 3B: 1 HR: 0	SF: 2 SAC: 0 DP: 3 HBP: 0	WP: 0 PB: 0 SB: 1 CS: 0	PA: 42
PITCHER Woodie Fryman, L ERA: 3.37 (1, 1)	IP: 2.2 WLS: L BF: 18 H: 9 R: 5 ER: 5 SO: 1 BB: 2 IBB: 0 HBP: 0 BLK: 0 WP: 0 HR: 0 S: 34 P: 55 ERA: 16.88 WHIP: 4.125																			
Chip Lang, R ERA: 4.19 (3, 1)	0.2	5	3	1	1	0	0	0	0	0	0	8	12	13.50	4.500					
Bill Atkinson, R ERA: 4.19 (4, 1)	0.2	2	0	0	0	1	0	0	0	0	0	5	7	0.00	0.000					
Dale Murray, R ERA: 3.26 (5, 1)	1.1	8	4	2	2	0	0	0	0	0	0	17	22	13.50	3.000					
Chuck Taylor, R ERA: 4.5 (6, 1)	1.2	4	1	0	0	1	0	0	0	0	0	9	11	0.00	0.600					
PITCHER Don Carrithers, R ERA: 4.43 (5, 1)	IP: 1.0 WLS: 5 BF: 5 H: 2 R: 0 ER: 0 SO: 0 BB: 0 IBB: 0 HBP: 0 BLK: 0 WP: 0 HR: 0 S: 7 P: 13 ERA: 0.00 WHIP: 2.000																			

AB 38
R 8
H 19
RBI 8
BB 2
SO 3
LOB 26

