Montreal Expos - 1977

Batter	1	2	3	4	5	6	7	8	9	AB	R	H	RBI	BB	SO	LOB
Dave Cash, R (1, 4) OBP: 0.500, SLG: 0.500	G5-4-3, 1B			E7		HR, 1B	6-3			4	1	2	0	0	0	0
Tim Foli, R (1, 6)	G5-4-3, 1-2f			F7		F8		F7		4	0	0	0	0	0	3
Ellis Valentine, R (1, 9) OBP: 0.250, SLG: 1.000	F5			6-3		1-H, HR		K		4	1	1	2	0	1	1
Tony Perez, R (1, 3) OBP: 0.250, SLG: 1.000		F3		5-3		HR		F9		4	1	1	1	0	0	1
Larry Parrish, R (1, 5)		F4			FC5-4, BB	K			F3	3	0	0	0	1	1	0
Gary Carter, R (1, 2) OBP: 0.250, SLG: 1.000		K			FC5-4, 2B, 1-2f	HR			5-3	4	1	1	1	0	1	1
Andre Dawson, R (1, 8)			G6-3, BB		K	K			5-3	3	0	0	0	1	2	1
Sam Mejias, R (9, 8)										0	0	0	0	0	0	0
Warren Cromartie, L (1, 7) OBP: 0.333, SLG: 0.667			G6-3, 1-2f		1-3, 2B		P2			3	0	1	0	0	0	1
Del Unser, L (7, 7)										0	0	0	0	0	0	0
Steve Rogers, R (1, 1)			5-3		1-3		K			1	0	0	0	0	0	0
Pete Mackanin, R (5, PH)										1	0	0	0	0	0	2
Jackie Brown, R (5, 1)										1	0	0	0	0	1	0
Inning Stats	R: 0 E: 0 K: 0 S: 3 H: 1 LOB: 0 BB: 0 P: 3	R: 0 E: 0 K: 1 S: 5 H: 0 LOB: 0 BB: 0 P: 5	R: 0 E: 0 K: 0 S: 2 H: 0 LOB: 0 BB: 1 P: 6	R: 0 E: 1 K: 0 S: 4 H: 0 LOB: 1 BB: 0 P: 4	R: 0 E: 0 K: 1 S: 6 H: 1 LOB: 2 BB: 1 P: 10	R: 4 E: 0 K: 2 S: 11 H: 4 LOB: 0 BB: 0 P: 11	R: 0 E: 0 K: 1 S: 5 H: 0 LOB: 0 BB: 0 P: 5	R: 0 E: 0 K: 1 S: 5 H: 0 LOB: 0 BB: 0 P: 5	R: 0 E: 0 K: 0 S: 3 H: 0 LOB: 0 BB: 0 P: 3	1B: 2 2B: 1 3B: 0 HR: 3 SF: 0 SAC: 0 DP: 2 HBP: 0						

PITCHER	IP	WLS	BF	H	R	ER	SO	BB	IBB	HBP	BLK	WP	HR	S	P	ERA	WHIP
Steve Carlton, L (1, 1) ERA: 5.14	7.0	L	28	6	4	4	5	2	0	0	0	0	3	36	44	5.14	1.143
Gene Garber, R (8, 1) ERA:	2.0		6	0	0	0	1	0	0	0	0	0	0	8	8	0.00	0.000

PITCHER	IP	WLS	BF	H	R	ER	SO	BB	IBB	HBP	BLK	WP	HR	S	P	ERA	WHIP

TOP

Montreal Expos @ Philadelphia Phillies

Veterans Stadium, Philadelphia, PA

Sat Apr 09 1977, 3:33 AM EST

Att. 43,367 - Unknown

livebaseballscorecards.com

AB	32
R	4
H	6
RBI	4
BB	2
SO	6
LOB	10

WP: 0 PA: 34
PB: 0
SB: 0
CS: 0

Batter	1	2	3	4	5	6	7	8	9	AB	R	H	RBI	BB	SO	LOB
Garry Maddox, R (1, 8)	K		FC1-6		F9		5-3		K	5	1	0	0	0	2	3
Larry Bowa, S (1, 6) OBP: 0.750, SLG: 0.500	BB		1B		4-3			BB		2	1	1	0	2	0	0
Mike Schmidt, R (1, 5) OBP: 0.500, SLG: 0.333	G4-3		BB		F7			F7		3	1	1	0	1	0	1
Greg Luzinski, R (1, 7) OBP: 0.500, SLG: 0.750	G4-3		2B			FC5-4		F9		4	0	2	3	0	0	3
Jay Johnstone, L (1, 9)		1-3	G3			K		F9		4	0	0	0	0	1	3
Tom Hutton, L (1, 3)		P3		F8		F3			K	4	0	0	0	0	1	1
Ted Sizemore, R (1, 4) OBP: 0.250, SLG: 0.250		F7		F6		FC5-4			G3	4	0	1	0	0	0	1
Tim McCarver, L (1, 2) OBP: 0.250, SLG: 0.500			F7	2B			P5		G3	4	0	1	0	0	0	1
Steve Carlton, L (1, 1) OBP: 0.500, SLG: 0.500			FC1-6	4-3			4-3		BB	2	0	1	0	0	0	1
Dane Iorg, L (7, PH)										1	0	0	0	0	0	0
Gene Garber, R (8, 1)										0	0	0	0	0	0	0
Bobby Tolan, L (9, PH)										0	0	0	0	1	0	0
Inning Stats	R: 0 E: 0 K: 1 S: 5 H: 1 LOB: 1 BB: 1 P: 9	R: 0 E: 0 K: 0 S: 3 H: 0 LOB: 0 BB: 0 P: 3	R: 3 E: 0 K: 0 S: 6 H: 3 LOB: 1 BB: 1 P: 10	R: 0 E: 0 K: 0 S: 4 H: 1 LOB: 1 BB: 0 P: 4	R: 0 E: 0 K: 0 S: 3 H: 0 LOB: 0 BB: 0 P: 3	R: 0 E: 0 K: 1 S: 6 H: 1 LOB: 1 BB: 0 P: 6	R: 0 E: 0 K: 0 S: 3 H: 0 LOB: 0 BB: 0 P: 3	R: 0 E: 0 K: 0 S: 3 H: 0 LOB: 1 BB: 1 P: 7	R: 0 E: 0 K: 2 S: 8 H: 1 LOB: 2 BB: 1 P: 12	1B: 5 2B: 2 3B: 0 HR: 0	SF: 0 SAC: 0 DP: 1 HBP: 0						

PITCHER		IP	WLS	BF	H	R	ER	SO	BB	IBB	HBP	BLK	WP	HR	S	P	ERA	WHIP
Steve Rogers, R ERA: 6.75	(1, 1)	4.0		18	5	3	3	1	2	0	0	0	0	0	18	26	6.75	1.750
Jackie Brown, R ERA:	(5, 1)	5.0	W	19	2	0	0	3	2	0	0	0	0	0	23	31	0.00	0.800

PITCHER	IP	WLS	BF	H	R	ER	SO	BB	IBB	HBP	BLK	WP	HR	S	P	ERA	WHIP

BOTTOM

Montreal Expos @ Philadelphia Phillies

Veterans Stadium, Philadelphia, PA

Sat Apr 09 1977, 3:33 AM EST

Att. 43,367 - Unknown

livebaseballscorecards.com

AB	33
R	3
H	7
RBI	3
BB	4
SO	4
LOB	14

PA: 37

Montreal Expos @ Philadelphia Phillies

Veterans Stadium, Philadelphia, PA

Sun Apr 10 1977, 3:33 AM EST

Att. 14,354 - Unknown

TOP

livebaseballscorecards.com

Batter	1	2	3	4	5	6	7	8	9	AB	R	H	RBI	BB	SO	LOB
Dave Cash, R (1, 4) OBP: 0.667, SLG: 0.889	1B 1B 2B	1-H 2B		1-2 2B 1B	F7			BB HR 1B		5	3	4	1	0	0	0
Warren Cromartie, L (1, 7) OBP: 0.500, SLG: 0.714	6-3	F8		1-2 2-3 2B 1B		FC1-6 2B		BBBB 1-2 HR BB		4	2	2	0	1	0	2
Del Unser, L (8, 7)										0	0	0	0	0	0	0
Ellis Valentine, R (1, 9) OBP: 0.222, SLG: 0.667	6-3	5-3		1-H 2-H 3-H 2B		FC1-6 E S SF9 2-3		SSS K		5	1	1	3	0	1	5
Tony Perez, R (1, 3) OBP: 0.333, SLG: 1.125	BB 1B 2-3 1B		4-3	K		SF9 1-H		1-H 2-H HR		4	1	2	4	0	1	1
Larry Parrish, R (1, 5) OBP: 0.444, SLG: 0.375	BB 1-2 3-H 1B		SSS K	F7		CS 1B		1B		5	0	3	1	0	1	1
Gary Carter, R (1, 2) OBP: 0.444, SLG: 0.667	BBBB 1-2 2-3 BB		BBBB 1B BB	BBBB BB		CS 1-2	SSS K	SSS K		2	0	0	0	3	2	1
Andre Dawson, R (1, 8) OBP: 0.222, SLG: 0.125	L6		1-2 1B	F8			F3		SSS K	5	0	1	0	0	1	5
Sam Mejias, R (9, 8)										0	0	0	0	0	0	0
Tim Foli, R (1, 6) OBP: 0.111, SLG: 0.111		WP 2B 1B	F7		F7		5-3		G2	5	1	1	0	0	0	2
Don Stanhouse, R (1, 1) OBP: 0.333, SLG: 0.333		F2		1B 1B 2B 1B	F4			SSS K	4-3	3	1	1	0	0	0	1
Jeff Terpko, R (6, 1)										0	0	0	0	0	0	0
Will McEnaney, L (6, 1)										0	0	0	0	0	0	0
Bill Atkinson, L (7, 1)										0	0	0	0	0	0	0
Wayne Garrett, L (8, PH)										1	0	0	0	0	1	0
Joe Kerrigan, R (8, 1)										1	0	0	0	0	0	0
Inning Stats	R: 1 E: 0 K: 0 S: 6 H: 3 LOB: 3 BB: 1 P: 10	R: 1 E: 0 K: 0 S: 5 H: 2 LOB: 1 BB: 0 P: 5	R: 0 E: 0 K: 1 S: 6 H: 1 LOB: 2 BB: 1 P: 10	R: 3 E: 0 K: 1 S: 9 H: 4 LOB: 2 BB: 1 P: 13	R: 0 E: 0 K: 0 S: 3 H: 0 LOB: 0 BB: 0 P: 3	R: 1 E: 0 K: 0 S: 4 H: 2 LOB: 0 BB: 0 P: 4	R: 0 E: 0 K: 1 S: 5 H: 0 LOB: 0 BB: 0 P: 5	R: 3 E: 0 K: 3 S: 12 H: 3 LOB: 1 BB: 1 P: 16	R: 0 E: 0 K: 1 S: 5 H: 0 LOB: 0 BB: 0 P: 5	1B: 10 2B: 4 3B: 0 HR: 1	SF: 1 SAC: 0 DP: 0 HBP: 0						

	AB	40
	R	9
	H	15
	RBI	9
	BB	4
	SO	7
	LOB	18

WP: 1 PB: 0 SB: 1 CS: 1 PA: 46

PITCHER		IP	WLS	BF	H	R	ER	SO	BB	IBB	HBP	BLK	WP	HR	S	P	ERA	WHIP
Larry Christenson, R ERA: 12.0	(1, 1)	3.0		19	8	4	4	1	2	0	0	0	1	0	19	27	12.00	3.333
Jim Kaat, L ERA: 4.5	(4, 1)	2.0		9	2	1	1	1	1	0	0	0	0	0	10	14	4.50	1.500
Ron Reed, R ERA: 9.0	(6, 1)	1.0		4	2	1	1	0	0	0	0	0	0	0	4	4	9.00	2.000
Tug McGraw, L ERA:	(7, 1)	1.0		3	0	0	0	1	0	0	0	0	0	0	5	5	0.00	0.000
Gene Garber, R ERA: 6.75	(8, 1)	2.0	L	10	3	3	3	4	1	0	0	0	0	1	17	21	13.50	2.000

PITCHER	IP	WLS	BF	H	R	ER	SO	BB	IBB	HBP	BLK	WP	HR	S	P	ERA	WHIP

Batter	1	2	3	4	5	6	7	8	9	AB	R	H	RBI	BB	SO	LOB
Garry Maddox, R (1, 8)	6-3		F3		4-3	FC5-4 1-2f		F9		5	0	0	0	0	0	2
Larry Bowa, S (1, 6) OBP: 0.556, SLG: 0.429	F2		3-1		5-3		1B 1B 1B	G6-4-3 1B		5	1	2	0	0	0	0
Mike Schmidt, R (1, 5) OBP: 0.556, SLG: 0.857	F7			BBBB BB 1B BB		HR	1B 1-3 1B	G6-4-3 1-2f		4	2	2	1	1	0	1
Greg Luzinski, R (1, 7) OBP: 0.556, SLG: 1.125		6-3		BBBB 1B 1-2 BB		SSS 2B 2B	K		HR	4	2	2	1	1	1	2
Jay Johnstone, L (1, 9) OBP: 0.444, SLG: 0.375		FC5-4 1B		F8		BBBB 2B BB	1B 1-3 3-H 1B		FC3-6 1B	4	2	3	1	1	0	2
Bob Boone, R (1, 2) OBP: 0.600, SLG: 0.800		FC5-4 BB 1-2f		1-3 2-H 2B 1B		1B FC5-2 1-H 2-H 2B	WP 1B 1-H 1B		FC3-6 1-2f	5	1	3	4	0	0	2
Ted Sizemore, R (1, 4) OBP: 0.556, SLG: 0.625		BBBB 1-2 BB		1-H 2B		FC5-2 2-3 1B	WP 1-2 1B		F7	4	0	3	1	1	0	1
Bobby Tolan, L (1, 3) Jerry Martin, R (6, PH) (7, 3)		F3		4-3		FC5-2 FC5-4 1-2 3-H	FC6-4 IBB 1-2 2-3		K	2 2	0 0	0 0	0 0	0 1	0 1	3 3
Larry Christenson, R (1, 1) Jim Kaat, L (4, 1) Dane Iorg, L (5, PH) Ron Reed, R (6, 1) Ollie Brown, R (6, PH) Tug McGraw, R (7, 1) Davey Johnson, R (7, PH) Gene Garber, R (8, 1)			SSS K		5-3	F7	FC6-4 1-2f			1 0 1 0 1 0 1 0	0 0 0 0 0 0 0 0	0 0 0 0 0 0 0 0	0 0 0 0 0 0 0 0	0 0 0 0 0 0 0 0	1 0 0 0 0 0 0 0	0 0 0 0 2 0 3 0
Inning Stats	R: 0 E: 0 K: 0 S: 3 H: 0 LOB: 0 BB: 0 P: 3	R: 0 E: 0 K: 0 S: 4 H: 1 LOB: 2 BB: 1 P: 8	R: 0 E: 0 K: 1 S: 5 H: 0 LOB: 0 BB: 0 P: 5	R: 2 E: 0 K: 0 S: 4 H: 2 LOB: 1 BB: 2 P: 12	R: 0 E: 0 K: 0 S: 3 H: 0 LOB: 0 BB: 0 P: 3	R: 3 E: 0 K: 0 S: 7 H: 4 LOB: 2 BB: 1 P: 11	R: 2 E: 0 K: 1 S: 9 H: 5 LOB: 3 BB: 1 P: 13	R: 0 E: 0 K: 0 S: 3 H: 1 LOB: 0 BB: 0 P: 3	R: 1 E: 0 K: 1 S: 7 H: 2 LOB: 1 BB: 0 P: 7	1B: 10 2B: 3 3B: 0 HR: 2 SF: 0 SAC: 0 DP: 1 HBP: 0				WP: 1 PB: 0 SB: 0 CS: 0		PA: 44

PITCHER		IP	WLS	BF	H	R	ER	SO	BB	IBB	HBP	BLK	WP	HR	S	P	ERA	WHIP
Don Stanhouse, R ERA: 9.0	(1, 1)	5.0		23	5	5	5	1	4	0	0	0	0	1	21	37	9.00	1.800
Jeff Terpko, R ERA:	(6, 1)	0.0		2	2	0	0	0	0	0	0	0	0	0	2	2	∞	∞
Will McEnaney, L ERA: 10.8	(6, 1)	1.2		9	5	2	2	1	0	0	0	0	0	0	11	11	10.80	3.000
Bill Atkinson, R ERA:	(7, 1)	0.1	W	2	0	0	0	0	0	1	0	0	1	0	1	5	0.00	0.000
Joe Kerrigan, R ERA: 4.5	(8, 1)	2.0	S	8	3	1	1	1	0	0	0	0	0	1	10	10	4.50	1.500

PITCHER	IP	WLS	BF	H	R	ER	SO	BB	IBB	HBP	BLK	WP	HR	S	P	ERA	WHIP

BOTTOM

Montreal Expos @ Philadelphia Phillies

Veterans Stadium, Philadelphia, PA

Sun Apr 10 1977, 3:33 AM EST

Att. 14,354 - Unknown

livebaseballscorecards.com

AB	39
R	8
H	15
RBI	8
BB	5
SO	3
LOB	21

Montreal Expos @ Pittsburgh Pirates

Three Rivers Stadium, Pittsburgh, PA

Tue Apr 12 1977, 3:33 AM EST

Att. 4,042 - Unknown

TOP

livebaseballscorecards.com

Batter	1	2	3	4	5	6	7	8	9	AB	R	H	RBI	BB	SO	LOB
Dave Cash, R (1, 4) OBP: 0.500, SLG: 0.643	4-3	FC5-4 1-2f			5-3		1B 1-3 1B		3-1	5	0	1	0	0	0	2
Tim Foli, R (1, 6) OBP: 0.308, SLG: 0.308	1B 1B		5-3		1B		1-3 3-H 1B			4	0	3	1	0	0	0
Ellis Valentine, R (1, 9) OBP: 0.308, SLG: 0.583	1-2 1B		BBBB BB		5-3		1-3			3	0	1	0	1	0	2
Tony Perez, R (1, 3) OBP: 0.231, SLG: 0.750	SSS K		F2			L8		F9		4	0	0	0	0	1	3
Larry Parrish, R (1, 5) OBP: 0.385, SLG: 0.333	F6		L8			1B		4-3		4	0	1	0	0	0	3
Gary Carter, R (1, 2) OBP: 0.385, SLG: 0.500		SSS K		F9		SSS K		1B		4	0	1	0	0	2	1
Andre Dawson, R (1, 8) OBP: 0.154, SLG: 0.083		L6		F4		F4		6-3		4	0	0	0	0	0	2
Warren Cromartie, L (1, 7) OBP: 0.417, SLG: 0.545		BB 1B		4-3			4-3		F8	4	0	1	0	0	0	0
Gerry Hannahs, L (1, 1)		BBBB 4-0 FC5-4 1-2 BB			F6		BBBB 4-0 1B 1B BB		SSS 0-3 K	1	1	0	0	2	0	0
Joe Kerrigan, R (8, 1)										0	0	0	0	0	0	0
Del Unser, L (9, PH)										1	0	0	0	0	1	0
Will McEnaney, L (9, 1)										0	0	0	0	0	0	0

	AB	34
	R	1
	H	8
	RBI	1
	BB	3
	SO	4
	LOB	13

Inning Stats										
	R: 0 E: 0 K: 1 S: 7	H: 2 LOB: 2 BB: 0 P: 7	R: 0 E: 0 K: 1 S: 6	H: 1 LOB: 2 BB: 1 P: 10	R: 0 E: 0 K: 0 S: 3	H: 0 LOB: 1 BB: 1 P: 7	R: 0 E: 0 K: 0 S: 3	H: 0 LOB: 0 BB: 0 P: 3	R: 0 E: 0 K: 0 S: 4	H: 1 LOB: 1 BB: 0 P: 4
	R: 0 E: 0 K: 1 S: 6	H: 1 LOB: 1 BB: 0 P: 6	R: 1 E: 0 K: 0 S: 4	H: 2 LOB: 1 BB: 1 P: 8	R: 0 E: 0 K: 0 S: 4	H: 1 LOB: 1 BB: 0 P: 4	R: 0 E: 0 K: 1 S: 5	H: 0 LOB: 0 BB: 0 P: 5	1B: 8 2B: 0 3B: 0 HR: 0	SF: 0 SAC: 0 DP: 0 HBP: 0
	WP: 0 PB: 0 SB: 0 CS: 0	PA: 37								

PITCHER		IP	WLS	BF	H	R	ER	SO	BB	IBB	HBP	BLK	WP	HR	S	P	ERA	WHIP
Jerry Reuss, L	(1, 1)	6.2		29	7	1	1	3	3	0	0	0	0	0	32	44	1.35	1.500
ERA: 2.31																		
Kent Tekulve, R	(7, 1)	1.1		5	1	0	0	0	0	0	0	0	0	0	5	5	0.00	0.750
ERA:																		
Rich Gossage, R	(9, 1)	1.0	W	3	0	0	0	1	0	0	0	0	0	0	5	5	0.00	0.000
ERA:																		

PITCHER		IP	WLS	BF	H	R	ER	SO	BB	IBB	HBP	BLK	WP	HR	S	P	ERA	WHIP

BOTTOM

Montreal Expos @ Pittsburgh Pirates

Three Rivers Stadium, Pittsburgh, PA

Tue Apr 12 1977, 3:33 AM EST

Att. 4,042 - Unknown

Batter	1	2	3	4	5	6	7	8	9	AB	R	H	RBI	BB	SO	LOB
Frank Taveras, R (1, 6) OBP: 0.235, SLG: 0.143	F9		F7			K		F8		3	0	0	0	0	1	0
Al Oliver, L (8, PH)										1	0	0	0	0	0	2
Rich Gossage, R (9, 1)										0	0	0	0	0	0	0
Miguel Dilone, S (1, 7) OBP: 0.100, SLG: 0.100	S 1B			6-3		F3		4-3		4	0	1	0	0	0	2
Dave Parker, L (1, 9) OBP: 0.500, SLG: 0.611	K 1-2			F6		K			SH1-4 2B 1B	4	1	1	0	0	2	1
Bill Robinson, R (1, 3) OBP: 0.333, SLG: 0.538	6-3			1-3			5-3		SH1-4 1-2	3	0	0	0	0	0	1
Phil Garner, R (1, 5) OBP: 0.444, SLG: 0.600		4-3			4-3 1B 1B		6-3		2B IBB	3	1	1	0	1	0	0
Rennie Stennett, R (1, 4) OBP: 0.353, SLG: 0.467		5-3			F8		6-3		1-3 2-H 2B	4	0	1	1	0	0	1
Omar Moreno, L (1, 8) OBP: 0.167, SLG: 0.182		F7			4-3 1-2			1B FC6-2 2B		3	0	1	0	0	0	1
Duffy Dyer, R (1, 2) OBP: 0.308, SLG: 0.500			P6		2-H 1B			FC6-2 2-3 1B		3	0	2	1	0	0	0
Ed Ott, L (8, PR) (9, 2) OBP: 0.333, SLG: 0.333										0	0	0	0	0	0	0
Jerry Reuss, L (1, 1) OBP: 0.333, SLG: 0.333			K		K			FC6-2 1-2 3-H		2	0	0	0	0	2	1
Kent Tekulve, R (7, 1)										0	0	0	0	0	0	0
Fernando Gonzalez, R (8, PH)										1	0	0	0	0	0	2
Mario Mendoza, R (9, 6)										0	0	0	0	0	0	0
Inning Stats	R: 0 E: 0 K: 1 S: 6 H: 1 LOB: 1 BB: 0 P: 6	R: 0 E: 0 K: 0 S: 3 H: 0 LOB: 0 BB: 0 P: 3	R: 0 E: 0 K: 1 S: 5 H: 0 LOB: 0 BB: 0 P: 5	R: 0 E: 0 K: 0 S: 3 H: 0 LOB: 0 BB: 0 P: 3	R: 1 E: 0 K: 1 S: 7 H: 2 LOB: 1 BB: 0 P: 7	R: 0 E: 0 K: 2 S: 7 H: 0 LOB: 0 BB: 0 P: 7	R: 0 E: 0 K: 0 S: 3 H: 0 LOB: 0 BB: 0 P: 3	R: 0 E: 0 K: 0 S: 5 H: 2 LOB: 2 BB: 0 P: 5	R: 1 E: 0 K: 0 S: 3 H: 2 LOB: 2 BB: 1 P: 7	1B: 5 2B: 2 3B: 0 HR: 0	SF: 0 SAC: 1 DP: 0 HBP: 0						

livebaseballscorecards.com

AB	31
R	2
H	7
RBI	2
BB	1
SO	5
LOB	11

PITCHER		IP	WLS	BF	H	R	ER	SO	BB	IBB	HBP	BLK	WP	HR	S	P	ERA	WHIP
Gerry Hannahs, L ERA: 1.23	(1, 1)	7.1		27	5	1	1	5	0	0	0	0	0	0	37	37	1.23	0.682
Joe Kerrigan, R ERA: 3.38	(8, 1)	0.2		2	0	0	0	0	0	0	0	0	0	0	2	2	0.00	0.000
Will McEnaney, L ERA: 13.5	(9, 1)	0.1	L	4	2	1	1	0	0	1	0	0	0	0	3	7	27.00	6.000

PITCHER	IP	WLS	BF	H	R	ER	SO	BB	IBB	HBP	BLK	WP	HR	S	P	ERA	WHIP

Batter	1	2	3	4	5	6	7	8	9	AB	R	H	RBI	BB	SO	LOB
Dave Cash, R (1, 4) OBP: 0.444, SLG: 0.556	6-3 1B		K			L9			6-3	4	0	1	0	0	1	0
Tim Foli, R (1, 6) OBP: 0.235, SLG: 0.235	6-3 1-2			K		F2			K	4	0	0	0	0	2	1
Ellis Valentine, R (1, 9) OBP: 0.313, SLG: 0.500	K			G4-6-3 BB			F9			2	0	0	0	1	1	1
Tony Perez, R (1, 3) OBP: 0.188, SLG: 0.600	K			G4-6-3 1-2f			1-3			3	0	0	0	0	1	2
Warren Cromartie, L (1, 7) OBP: 0.333, SLG: 0.429		F7			G3		4-3			3	0	0	0	0	0	0
Larry Parrish, R (1, 5) OBP: 0.313, SLG: 0.267		5-3			F8			K		3	0	0	0	0	1	0
Gary Carter, R (1, 2) OBP: 0.375, SLG: 0.462		6-3			FC5-4 1B			K		3	0	1	0	0	1	0
Andre Dawson, R (1, 8) OBP: 0.125, SLG: 0.067			6-3		FC5-4 1-2f			K		3	0	0	0	0	1	1
Steve Rogers, R (1, 1)			6-3			5-3			K	2	0	0	0	0	0	0
Mike Jorgensen, L (9, PH)										1	0	0	0	0	1	0

Montreal Expos @ Pittsburgh Pirates

Three Rivers Stadium, Pittsburgh, PA

Wed Apr 13 1977, 3:33 AM EST

Att. 4,586 - Unknown

TOP

livebaseballscorecards.com

	AB	R	H	RBI	BB	SO	LOB
	28	0	2	0	1	9	5

Inning Stats	1	2	3	4	5	6	7	8	9	1B	SF	WP	PA
R	0	0	0	0	0	0	0	0	0	2	0	0	29
E	0	0	0	0	0	0	0	0	0	2B	0	SAC	0	PB	0
K	2	0	1	1	0	0	0	3	2	3B	0	DP	1	SB	0
S	8	3	5	4	4	3	3	9	7	HR	0	HBP	0	CS	0
H	1	0	0	0	1	0	0	0	0				
LOB	1	0	0	1	1	0	0	0	0				
BB	0	0	0	1	0	0	0	0	0				
P	8	3	5	8	4	3	3	9	7				

PITCHER	IP	WLS	BF	H	R	ER	SO	BB	IBB	HBP	BLK	WP	HR	S	P	ERA	WHIP
Bruce Kison, R (1, 1) ERA: 1.84	9.0	W	29	2	0	0	9	1	0	0	0	0	0	46	50	0.00	0.333

Batter	1	2	3	4	5	6	7	8	9	AB	R	H	RBI	BB	SO	LOB
Omar Moreno, L (1, 8) OBP: 0.125, SLG: 0.133	F8	4-3			K		K			4	0	0	0	0	2	3
Frank Taveras, R (1, 6) OBP: 0.333, SLG: 0.278	E 1B		4-3		E5 SF7 1B		CS 1B			4	1	3	0	0	0	0
Dave Parker, L (1, 9) OBP: 0.409, SLG: 0.524	K 1-2		F8		SF7 3-H		K 1-2			3	0	0	1	0	2	2
Al Oliver, L (1, 7) OBP: 0.143, SLG: 0.286	6-3		E8 2B		2B			F9		4	1	1	0	0	0	1
Bill Robinson, R (1, 3) OBP: 0.368, SLG: 0.588		E 1B	1B 2B 2-H		F3			L9		4	1	2	1	0	0	1
Rennie Stennett, R (1, 4) OBP: 0.381, SLG: 0.444		S BB 1-3	CS 1B 2-H			4-3		6-3		3	0	1	1	1	0	0
Phil Garner, R (1, 5) OBP: 0.429, SLG: 0.529		L1 1-2	CS 1-2	6-3			4-3 BB			2	0	0	0	1	0	2
Ed Ott, L (1, 2) OBP: 0.333, SLG: 0.200		IBB		4-3		4-3 1-2				2	0	0	0	1	0	1
Bruce Kison, R (1, 1) OBP: 0.200, SLG: 0.200		P6		F8		K				3	0	0	0	0	1	4
Inning Stats	R: 0 H: 1 E: 1 LOB: 1 K: 1 BB: 0 S: 6 P: 6	R: 0 H: 1 E: 1 LOB: 3 K: 0 BB: 2 S: 4 P: 12	R: 2 H: 2 E: 1 LOB: 0 K: 0 BB: 0 S: 5 P: 5	R: 0 H: 0 E: 0 LOB: 0 K: 0 BB: 0 S: 3 P: 3	R: 1 H: 2 E: 1 LOB: 1 K: 1 BB: 0 S: 7 P: 7	R: 0 H: 0 E: 0 LOB: 1 K: 1 BB: 1 S: 5 P: 9	R: 0 H: 1 E: 0 LOB: 0 K: 2 BB: 0 S: 7 P: 7	R: 0 H: 0 E: 0 LOB: 0 K: 0 BB: 0 S: 3 P: 3		1B: 5 SF: 1 2B: 2 SAC: 0 3B: 0 DP: 0 HR: 0 HBP: 0						

PITCHER	IP	WLS	BF	H	R	ER	SO	BB	IBB	HBP	BLK	WP	HR	S	P	ERA	WHIP
Steve Rogers, R (1, 1) ERA: 2.25	8.0	L	33	7	3	0	5	2	1	0	0	0	0	40	52	0.00	1.125

PITCHER	IP	WLS	BF	H	R	ER	SO	BB	IBB	HBP	BLK	WP	HR	S	P	ERA	WHIP

BOTTOM

Montreal Expos @ Pittsburgh Pirates

Three Rivers Stadium, Pittsburgh, PA

Wed Apr 13 1977, 3:33 AM EST

Att. 4,586 - Unknown

livebaseballscorecards.com

AB	29
R	3
H	7
RBI	3
BB	3
SO	5
LOB	14

Philadelphia Phillies @ Montreal Expos

Olympic Stadium, Montreal, QB

Fri Apr 15 1977, 3:33 AM EST
Att. 57,592 - Unknown

TOP

livebaseballscorecards.com

Batter	1	2	3	4	5	6	7	8	9	AB	R	H	RBI	BB	SO	LOB
Jay Johnstone, L (1, 9) OBP: 0.318, SLG: 0.333	F7	1-3 2-H 3-H 2B		F8		K			K	5	0	1	2	0	2	3
Larry Bowa, S (1, 6) OBP: 0.364, SLG: 0.350	F8	L6		1-2 E4 3-H			L5		2-3	5	0	0	0	0	0	3
Garry Maddox, R (1, 8) OBP: 0.087, SLG: 0.091	K		F8	F7			HR BB		5-3	4	1	0	0	1	1	2
Greg Luzinski, R (1, 7) OBP: 0.571, SLG: 1.000 Jerry Martin, R (9, 7)		1B 2B BB	K		F2		1-H HR			3 0	2 0	1 0	2 0	1 0	1 0	0 0
Mike Schmidt, R (1, 5) OBP: 0.286, SLG: 0.333	P6	P4			F8		CS BB			3	0	0	0	1	0	1
Tim McCarver, L (1, 2) OBP: 0.375, SLG: 0.429	1-2 2B 1B			1B 1B BB	F9		1-2 L4			3	1	1	0	1	0	1
Dane Iorg, L (1, 3) OBP: 0.250, SLG: 0.333	PB 1-H 2-H 2B			1B 1-3 1-3 E 1B		4-3		4-3		4	2	2	1	0	0	0
Ted Sizemore, R (1, 4) OBP: 0.421, SLG: 0.471	HBP 2B 2-3 IBB			1-3 1-2		SH1-4 1B		5-3		3	1	1	0	1	0	2
Steve Carlton, L (1, 1) OBP: 0.600, SLG: 0.500	2B 1-2 HBP			E 2-3 3-H 1B		SH1-4 1-2		G3		2	0	1	1	0	0	0
Inning Stats	R: 0 E: 0 K: 1 S: 5 H: 0 LOB: 0 BB: 0 P: 5	R: 3 E: 0 K: 0 S: 5 H: 3 LOB: 2 BB: 2 P: 14	R: 0 E: 0 K: 1 S: 5 H: 0 LOB: 0 BB: 0 P: 5	R: 2 E: 1 K: 0 S: 6 H: 2 LOB: 2 BB: 1 P: 10	R: 0 E: 0 K: 0 S: 3 H: 0 LOB: 0 BB: 0 P: 3	R: 0 E: 0 K: 1 S: 6 H: 1 LOB: 1 BB: 0 P: 6	R: 2 E: 0 K: 0 S: 3 H: 1 LOB: 0 BB: 2 P: 11	R: 0 E: 0 K: 0 S: 3 H: 0 LOB: 0 BB: 0 P: 3	R: 0 E: 0 K: 1 S: 5 H: 0 LOB: 0 BB: 0 P: 5	1B: 4 2B: 2 3B: 0 HR: 1 SF: 0 SAC: 1 DP: 0 HBP: 1						

	AB	32
	R	7
	H	7
	RBI	6
	BB	5
	SO	4
	LOB	12

WP: 0 PB: 1 SB: 0 CS: 1 PA: 39

PITCHER		IP	WLS	BF	H	R	ER	SO	BB	IBB	HBP	BLK	WP	HR	S	P	ERA	WHIP
Don Stanhouse, R ERA: 10.29	(1, 1)	2.0	L	11	3	3	3	1	1	1	1	0	0	0	10	19	13.50	2.000
Jackie Brown, R ERA: 1.13	(3, 1)	3.0		13	2	2	1	1	1	0	0	0	0	0	14	18	3.00	1.000
Dan Warthen, L ERA: 9.0	(6, 1)	0.0		0	0	0	0	0	0	0	0	0	0	0	0	0	∞	∞
Bill Atkinson, R ERA:	(8, 1)	2.0		6	0	0	0	1	0	0	0	0	0	0	8	8	0.00	0.000

PITCHER	IP	WLS	BF	H	R	ER	SO	BB	IBB	HBP	BLK	WP	HR	S	P	ERA	WHIP

Batter	1	2	3	4	5	6	7	8	9	AB	R	H	RBI	BB	SO	LOB
Dave Cash, R (1, 4) OBP: 0.455, SLG: 0.545	5-3 1B		6-3		4-3			2B 1-3 1B		4	1	2	0	0	0	0
Tim Foli, R (1, 6) OBP: 0.238, SLG: 0.286	5-3 1-2		F9		5-3			1-3 2B		4	0	1	0	0	0	1
Ellis Valentine, R (1, 9) OBP: 0.350, SLG: 0.667	E7 1B		HR			K		1-3 3-H		4	1	2	2	0	1	1
Tony Perez, R (1, 3) OBP: 0.150, SLG: 0.474	L7		L8			K		F8		4	0	0	0	0	1	2
Larry Parrish, R (1, 5) OBP: 0.350, SLG: 0.316		F9		1B		1B		L7		4	0	2	0	0	0	1
Gary Carter, R (1, 2) OBP: 0.350, SLG: 0.375		BBBB 1B BB		L8		F4			F7	3	0	0	0	1	0	2
Andre Dawson, R (1, 8) OBP: 0.150, SLG: 0.105		SSS K		F3			F8		1B	4	0	1	0	0	1	2
Warren Cromartie, L (1, 7) OBP: 0.368, SLG: 0.444		1-2 1B		F5			L7		1-2 G1-6-4-3 1B	4	0	2	0	0	0	1
Don Stanhouse, R (1, 1) OBP: 0.333, SLG: 0.333		SSS K			SSS K		SSS K		1-2f G1-6-4-3	0	0	0	0	0	0	0
Pete Mackanin, R (2, PH)										1	0	0	0	0	1	2
Jackie Brown, R (3, 1)										0	0	0	0	0	0	0
Sam Mejias, R (5, PH)										1	0	0	0	0	1	0
Dan Warthen, S (6, 1)										0	0	0	0	0	0	0
Pepe Frias, R (7, PH)										1	0	0	0	0	1	0
Bill Atkinson, L (8, 1)										0	0	0	0	0	0	0
Jose Morales, R (9, PH)										1	0	0	0	0	0	2
Inning Stats	R: 0 E: 1 K: 0 S: 4 H: 2 LOB: 1 BB: 0 P: 4	R: 0 E: 0 K: 2 S: 8 H: 1 LOB: 2 BB: 1 P: 12	R: 1 E: 0 K: 0 S: 4 H: 1 LOB: 0 BB: 0 P: 4	R: 0 E: 0 K: 0 S: 4 H: 1 LOB: 1 BB: 0 P: 4	R: 0 E: 0 K: 1 S: 5 H: 0 LOB: 0 BB: 0 P: 5	R: 0 E: 0 K: 2 S: 8 H: 1 LOB: 1 BB: 0 P: 8	R: 0 E: 0 K: 1 S: 5 H: 0 LOB: 0 BB: 0 P: 5	R: 1 E: 0 K: 0 S: 5 H: 2 LOB: 1 BB: 0 P: 5	R: 0 E: 0 K: 0 S: 4 H: 2 LOB: 1 BB: 0 P: 4	1B: 8 2B: 1 3B: 0 HR: 1	SF: 0 SAC: 0 DP: 1 HBP: 0						

PITCHER	IP	WLS	BF	H	R	ER	SO	BB	IBB	HBP	BLK	WP	HR	S	P	ERA	WHIP
Steve Carlton, L (1, 1) ERA: 3.38	9.0	W	36	10	2	2	6	1	0	0	0	0	1	47	51	2.00	1.222

PITCHER	IP	WLS	BF	H	R	ER	SO	BB	IBB	HBP	BLK	WP	HR	S	P	ERA	WHIP

BOTTOM

Philadelphia Phillies @ Montreal Expos

Olympic Stadium, Montreal, QB

Fri Apr 15 1977, 3:33 AM EST

Att. 57,592 - Unknown

livebaseballscorecards.com

AB	35
R	2
H	10
RBI	2
BB	1
SO	6
LOB	14

WP: 0 PB: 0 SB: 0 CS: 0 PA: 36

Batter	1	2	3	4	5	6	7	8	9	AB	R	H	RBI	BB	SO	LOB
Jerry Martin, R (1, 9) OBP: 0.500, SLG: 0.200	BBBB 4-0 3B BB		x 0-0 FC6-4 1B	x 0-0 ③ F3			BBBB 4-0 WP SH1-4 1-2 BB		SSS 0-3 ① K	3	1	1	0	2	1	2
Larry Bowa, S (1, 6) OBP: 0.385, SLG: 0.318	x 0-0 ① F8		x 0-0 ① F8		BBBB 4-0 FC6-4 BB		x 0-0 ① SH1-4 1-2 2-3		BBBB 4-0 FC6-4 BB	2	0	0	0	2	0	2
Garry Maddox, R (1, 8) OBP: 0.107, SLG: 0.185	x 0-0 1-H 3B		x 0-0 ② FC6-4 1-2f		x 0-0 ① FC6-4 1-2f		x 0-0 ② F9 2-3 3-H		x 0-0 ② FC6-4 1-2f	5	0	1	1	0	0	4
Greg Luzinski, R (1, 7) OBP: 0.462, SLG: 0.773	x 0-0 ② F9		x 0-0 ③ F3		x 0-0 ② P6		SSS 0-3 ③ K		SSS 0-3 ③ K	5	0	0	0	0	2	5
Mike Schmidt, R (1, 5) OBP: 0.320, SLG: 0.476	BBBB 4-0 BB			x 0-0 HR	SSS 0-3 ③ K			x 0-0 ① 6-3		3	1	1	1	1	1	1
Bob Boone, R (1, 2) OBP: 0.353, SLG: 0.375	SSS 0-3 ③ K			x 0-0 ① 6-3		BBBB 4-0 G5-4-3 BB		x 0-0 FC3-6 1B 1B		3	0	1	0	1	1	2
Davey Johnson, R (1, 3) OBP: 0.250, SLG: 0.250		x 0-0 ① F8		x 0-0 1B 1B		x 0-0 ① ② G5-4-3 1-2f		x 0-0 FC3-6 1-2 1B		3	0	1	0	0	0	1
Tom Hutton, L (8, PH) OBP: 0.167, SLG: 0.167 (8, 3)										1	0	1	0	0	0	0
Ted Sizemore, R (1, 4) OBP: 0.391, SLG: 0.429		x 0-0 ② 6-3		x 0-0 1-2 1B		x 0-0 ③ G3		x 0-0 ② FC3-6 1-2f 2-3		4	0	1	0	0	0	2
Larry Christenson, R (1, 1) Ollie Brown, R (4, PH) Ron Reed, R (4, 1) Fred Andrews, R (7, PH) OBP: 0.500, SLG: 0.500 Gene Garber, R (7, 1) Dane Iorg, L (8, PH) OBP: 0.231, SLG: 0.308 Tug McGraw, R (8, 1) Jim Kaat, L (8, 1)		SSS 0-3 ③ K		x 0-0 ② P6			x 0-0 SH1-4 BB WP 1B		x 0-0 ③ 4-3	1 1 0 1 0 1 0 0	0 0 0 1 0 0 0 0	0 0 0 1 0 0 0 0	0 0 0 1 0 0 0 0	1 0 0 0 0 0 0 0	0 0 0 0 0 0 0 0	0 2 0 0 0 0 2 0
Inning Stats	R: 1 H: 1 E: 0 LOB: 2 K: 1 BB: 2 S: 6 P: 14	R: 0 H: 0 E: 0 LOB: 0 K: 1 BB: 0 S: 5 P: 5	R: 0 H: 1 E: 0 LOB: 1 K: 0 BB: 0 S: 4 P: 4	R: 1 H: 3 E: 0 LOB: 2 K: 0 BB: 0 S: 6 P: 6	R: 0 H: 0 E: 0 LOB: 1 K: 1 BB: 1 S: 5 P: 9	R: 0 H: 0 E: 0 LOB: 0 K: 0 BB: 1 S: 2 P: 6	R: 1 H: 1 E: 0 LOB: 1 K: 1 BB: 1 S: 6 P: 10	R: 0 H: 2 E: 0 LOB: 2 K: 0 BB: 0 S: 5 P: 5	R: 0 H: 0 E: 0 LOB: 1 K: 2 BB: 1 S: 7 P: 11	1B: 6 SF: 0 2B: 0 SAC: 1 3B: 1 DP: 1 HR: 1 HBP: 0						WP: 1 PA: 40 PB: 0 SB: 0 CS: 0

PITCHER		IP	WLS	BF	H	R	ER	SO	BB	IBB	HBP	BLK	WP	HR	S	P	ERA	WHIP
Gerry Hannahs, L ERA: 2.63	(1, 1)	6.1	W	29	6	3	3	3	5	0	0	0	0	1	30	50	4.26	1.737
Joe Kerrigan, R ERA: 2.25	(7, 1)	1.1		6	2	0	0	1	0	0	0	0	1	0	8	8	0.00	1.500
Will McEnaney, L ERA: 11.57	(8, 1)	0.1		1	0	0	0	0	0	0	0	0	0	0	1	1	0.00	0.000
Bill Atkinson, R ERA:	(9, 1)	1.0	S	4	0	0	0	2	1	0	0	0	0	0	7	11	0.00	1.000

PITCHER	IP	WLS	BF	H	R	ER	SO	BB	IBB	HBP	BLK	WP	HR	S	P	ERA	WHIP

TOP

Philadelphia Phillies @ Montreal Expos

Olympic Stadium, Montreal, QB

Sat Apr 16 1977, 3:33 AM EST

Att. 18,361 - Unknown

livebaseballscorecards.com

AB	33
R	3
H	8
RBI	2
BB	6
SO	6
LOB	23

Batter	1	2	3	4	5	6	7	8	9	AB	R	H	RBI	BB	SO	LOB
Dave Cash, R (1, 4) OBP: 0.481, SLG: 0.577	1B 2B	3B 1B		8-3 1-2f		F9		1-2 IBB		4	2	2	0	1	0	3
Tim Foli, R (1, 6) OBP: 0.269, SLG: 0.423	1-3	1-H 3B			2B	F8		F9		5	0	2	1	0	0	5
Ellis Valentine, R (1, 9) OBP: 0.292, SLG: 0.545	E6 1B 1B	F9			P3		F8			4	1	0	0	0	0	3
Tony Perez, R (1, 3) OBP: 0.208, SLG: 0.455	1B 1-2 2-H 1B		SSS K		4-0 IBB		F9			3	0	1	1	1	1	0
Larry Parrish, R (1, 5) OBP: 0.333, SLG: 0.304	1B 1-2 2-H 1B		P4		SSS K		1-3			4	0	1	1	0	1	2
Warren Cromartie, L (1, 7) OBP: 0.348, SLG: 0.409	F7	F7			G3			1B 1B		4	0	1	0	0	0	4
Del Unser, L (9, 7)										0	0	0	0	0	0	0
Gary Carter, R (1, 2) OBP: 0.375, SLG: 0.550	F7			6-3		HR		IBB 1-3 1B		4	1	2	1	0	0	2
Andre Dawson, R (1, 8) OBP: 0.208, SLG: 0.136		SSS K		BBBB SH BB		FC5-6 1B		SSS K		3	0	1	0	1	2	2
Sam Mejias, R (9, 8)										0	0	0	0	0	0	0
Gerry Hannahs, L (1, 1)		SSS K		SH 1-2 8-3		FC5-6 1-2f		SSS K		2	0	0	0	0	1	1
Joe Kerrigan, R (7, 1)										0	0	0	0	0	0	0
Will McEnaney, L (8, 1)										0	0	0	0	0	0	0
Jose Morales, R (8, PH)										1	0	0	0	0	1	2
Bill Atkinson, L (9, 1)										0	0	0	0	0	0	0
Inning Stats	R: 2 E: 1 K: 0 S: 7 H: 3 LOB: 2 BB: 0 P: 7	R: 1 E: 0 K: 2 S: 9 H: 2 LOB: 1 BB: 0 P: 9	R: 0 E: 0 K: 1 S: 5 H: 0 LOB: 0 BB: 0 P: 5	R: 0 E: 1 K: 0 S: 3 H: 0 LOB: 1 BB: 1 P: 7	R: 0 E: 0 K: 1 S: 6 H: 1 LOB: 2 BB: 1 P: 10	R: 1 E: 0 K: 0 S: 5 H: 2 LOB: 1 BB: 0 P: 5	R: 0 E: 0 K: 0 S: 3 H: 0 LOB: 0 BB: 0 P: 3	R: 0 E: 0 K: 2 S: 9 H: 2 LOB: 3 BB: 1 P: 13		1B: 6 2B: 3 3B: 1 HR: 1	SF: 0 SAC: 1 DP: 1 HBP: 0					

PITCHER		IP	WLS	BF	H	R	ER	SO	BB	IBB	HBP	BLK	WP	HR	S	P	ERA	WHIP
Larry Christenson, R ERA: 9.0	(1, 1)	3.0	L	15	5	3	2	3	0	0	0	0	0	0	21	21	6.00	1.667
Ron Reed, R ERA: 4.5	(4, 1)	3.0		14	3	1	1	1	1	1	0	0	0	1	14	22	3.00	1.333
Gene Garber, R ERA: 4.76	(7, 1)	1.0		3	0	0	0	0	0	0	0	0	0	0	3	3	0.00	0.000
Tug McGraw, L ERA: 3.0	(8, 1)	0.2		4	2	0	0	2	0	0	0	0	0	0	8	8	0.00	3.000
Jim Kaat, L ERA: 3.86	(8, 1)	0.1		2	0	0	0	0	0	1	0	0	0	0	1	5	0.00	0.000

PITCHER	IP	WLS	BF	H	R	ER	SO	BB	IBB	HBP	BLK	WP	HR	S	P	ERA	WHIP

BOTTOM

Philadelphia Phillies @ Montreal Expos

Olympic Stadium, Montreal, QB

Sat Apr 16 1977, 3:33 AM EST

Att. 18,361 - Unknown

livebaseballscorecards.com

AB	34
R	4
H	10
RBI	4
BB	3
SO	6
LOB	24

WP: 0 PB: 0 SB: 0 CS: 0 PA: 38

Philadelphia Phillies @ Montreal Expos

Olympic Stadium, Montreal, QB

Sun Apr 17 1977, 3:33 AM EST

Att. 29,115 - Unknown

TOP

livebaseballscorecards.com

Batter	1	2	3	4	5	6	7	8	9	AB	R	H	RBI	BB	SO	LOB
Garry Maddox, R (1, 8) OBP: 0.094, SLG: 0.161	4-3			2-3		F8			F9	4	0	0	0	0	0	1
Larry Bowa, S (1, 6) OBP: 0.333, SLG: 0.269	6-3			G3			K		F8	4	0	0	0	0	1	0
Mike Schmidt, R (1, 5) OBP: 0.276, SLG: 0.400	F7			K			K		6-3	4	0	0	0	0	2	0
Greg Luzinski, R (1, 7) OBP: 0.414, SLG: 0.680		P4			P3		P4			3	0	0	0	0	0	0
Dane Iorg, L (1, 3) OBP: 0.188, SLG: 0.250		6-3			P6			K		3	0	0	0	0	1	0
Gene Garber, R (8, 1)										0	0	0	0	0	0	0
Jerry Martin, R (1, 9) OBP: 0.500, SLG: 0.286		K			CS 1B			K		2	0	1	0	0	1	0
Tom Hutton, L (8, PH) OBP: 0.143, SLG: 0.143										1	0	0	0	0	1	0
(8, 3)																
Ted Sizemore, R (1, 4) OBP: 0.423, SLG: 0.478			5-3		CS 1-2			E 2B		2	1	1	0	1	0	0
Bob Boone, R (1, 2) OBP: 0.350, SLG: 0.368			K			5-3 1-2		E7 2-H 1B		3	0	1	1	0	1	1
Wayne Twitchell, R (1, 1)			K			K		K		2	0	0	0	0	2	1
Jay Johnstone, L (8, PH) OBP: 0.318, SLG: 0.333										0	0	0	0	0	0	0
Ollie Brown, R (8, PH)										1	0	0	0	0	1	1
(8, 9)																

Inning Stats	1	2	3	4	5	6	7	8	9
	R: 0 E: 0 K: 0 S: 3	H: 0 LOB: 0 BB: 0 P: 3	R: 0 E: 0 K: 1 S: 5	H: 0 LOB: 0 BB: 0 P: 5	R: 0 E: 0 K: 2 S: 7	H: 0 LOB: 0 BB: 0 P: 7	R: 0 E: 0 K: 1 S: 5	H: 0 LOB: 0 BB: 0 P: 5	R: 0 E: 0 K: 0 S: 3	H: 1 LOB: 0 BB: 0 P: 3	R: 0 E: 0 K: 1 S: 5	H: 0 LOB: 1 BB: 1 P: 9	R: 0 E: 0 K: 2 S: 7	H: 0 LOB: 0 BB: 0 P: 7	R: 1 E: 1 K: 3 S: 11	H: 2 LOB: 1 BB: 0 P: 11	R: 0 E: 0 K: 0 S: 3	H: 0 LOB: 0 BB: 0 P: 3

	AB	R	H	RBI	BB	SO	LOB
	29	1	3	1	1	10	4

	1B	SF	WP	PA
	2	0	0	31
	2B	SAC	PB	
	1	0	0	
	3B	DP	SB	
	0	0	0	
	HR	HBP	CS	
	0	0	1	

PITCHER		IP	WLS	BF	H	R	ER	SO	BB	IBB	HBP	BLK	WP	HR	S	P	ERA	WHIP
Steve Rogers, R ERA: 1.83	(1, 1)	7.2		26	3	1	1	9	1	0	0	0	0	0	43	47	1.17	0.522
Will McEnaney, L ERA: 7.36	(8, 1)	1.1	W	4	0	0	0	1	0	0	0	0	0	0	6	6	0.00	0.000

PITCHER	IP	WLS	BF	H	R	ER	SO	BB	IBB	HBP	BLK	WP	HR	S	P	ERA	WHIP

Batter	1	2	3	4	5	6	7	8	9	AB	R	H	RBI	BB	SO	LOB
Dave Cash, R (1, 4) OBP: 0.452, SLG: 0.533	L3		CS 1B 3-H			F8		6-3		4	0	1	1	0	0	0
Tim Foli, R (1, 6) OBP: 0.233, SLG: 0.367	P5		K 1-2			5-3		5-3		4	0	0	0	0	1	1
Ellis Valentine, R (1, 9) OBP: 0.321, SLG: 0.654	K			S 1B		P5		HR		4	1	2	1	0	1	0
Tony Perez, R (1, 3) OBP: 0.214, SLG: 0.423		4-3		K 1-2			P1-3 1B	P3		4	0	1	0	0	1	1
Larry Parrish, R (1, 5) OBP: 0.296, SLG: 0.269		F8		F7			P1-3 1-2f			3	0	0	0	0	0	2
Warren Cromartie, L (1, 7) OBP: 0.385, SLG: 0.480 Del Unser, L (8, 7)		1B		F7			BB 2B			3 0	0 0	2 0	0 0	0 0	0 0	1 0
Gary Carter, R (1, 2) OBP: 0.370, SLG: 0.500		F8			L8		BB IBB			2	0	0	0	1	0	1
Andre Dawson, R (1, 8) OBP: 0.259, SLG: 0.208 Sam Mejias, R (8, 8)			SH1-4 1B 2B		K		1-2 2-3 BB			2 0	1 0	1 0	0 0	1 0	1 0	0 0
Steve Rogers, R (1, 1) Will McEnaney, L (8, 1)			SH1-4 2-3		2-3		4-3			2 0	0 0	0 0	0 0	0 0	0 0	3 0
Inning Stats	R: 0 E: 0 K: 1 S: 5 H: 0 LOB: 0 BB: 0 P: 5	R: 0 E: 0 K: 0 S: 4 H: 1 LOB: 1 BB: 0 P: 4	R: 1 E: 0 K: 1 S: 6 H: 2 LOB: 0 BB: 0 P: 6	R: 0 E: 0 K: 1 S: 6 H: 1 LOB: 1 BB: 0 P: 6	R: 0 E: 0 K: 1 S: 5 H: 0 LOB: 0 BB: 0 P: 5	R: 0 E: 0 K: 0 S: 3 H: 0 LOB: 0 BB: 0 P: 3	R: 0 E: 0 K: 0 S: 4 H: 2 LOB: 3 BB: 2 P: 12	R: 1 E: 0 K: 0 S: 4 H: 1 LOB: 0 BB: 0 P: 4		1B: 4 2B: 3 3B: 0 HR: 1 SF: 0 SAC: 1 DP: 1 HBP: 0						

PITCHER		IP	WLS	BF	H	R	ER	SO	BB	IBB	HBP	BLK	WP	HR	S	P	ERA	WHIP
Wayne Twitchell, R ERA: 2.77	(1, 1)	7.0		27	6	1	1	4	1	1	0	0	0	0	33	41	1.29	1.000
Gene Garber, R ERA: 5.4	(8, 1)	1.0	L	4	1	1	1	0	0	0	0	0	0	1	4	4	9.00	1.000

PITCHER	IP	WLS	BF	H	R	ER	SO	BB	IBB	HBP	BLK	WP	HR	S	P	ERA	WHIP

BOTTOM

Philadelphia Phillies @ Montreal Expos

Olympic Stadium, Montreal, QB

Sun Apr 17 1977, 3:33 AM EST

Att. 29,115 - Unknown

livebaseballscorecards.com

AB	28
R	2
H	7
RBI	2
BB	2
SO	4
LOB	9

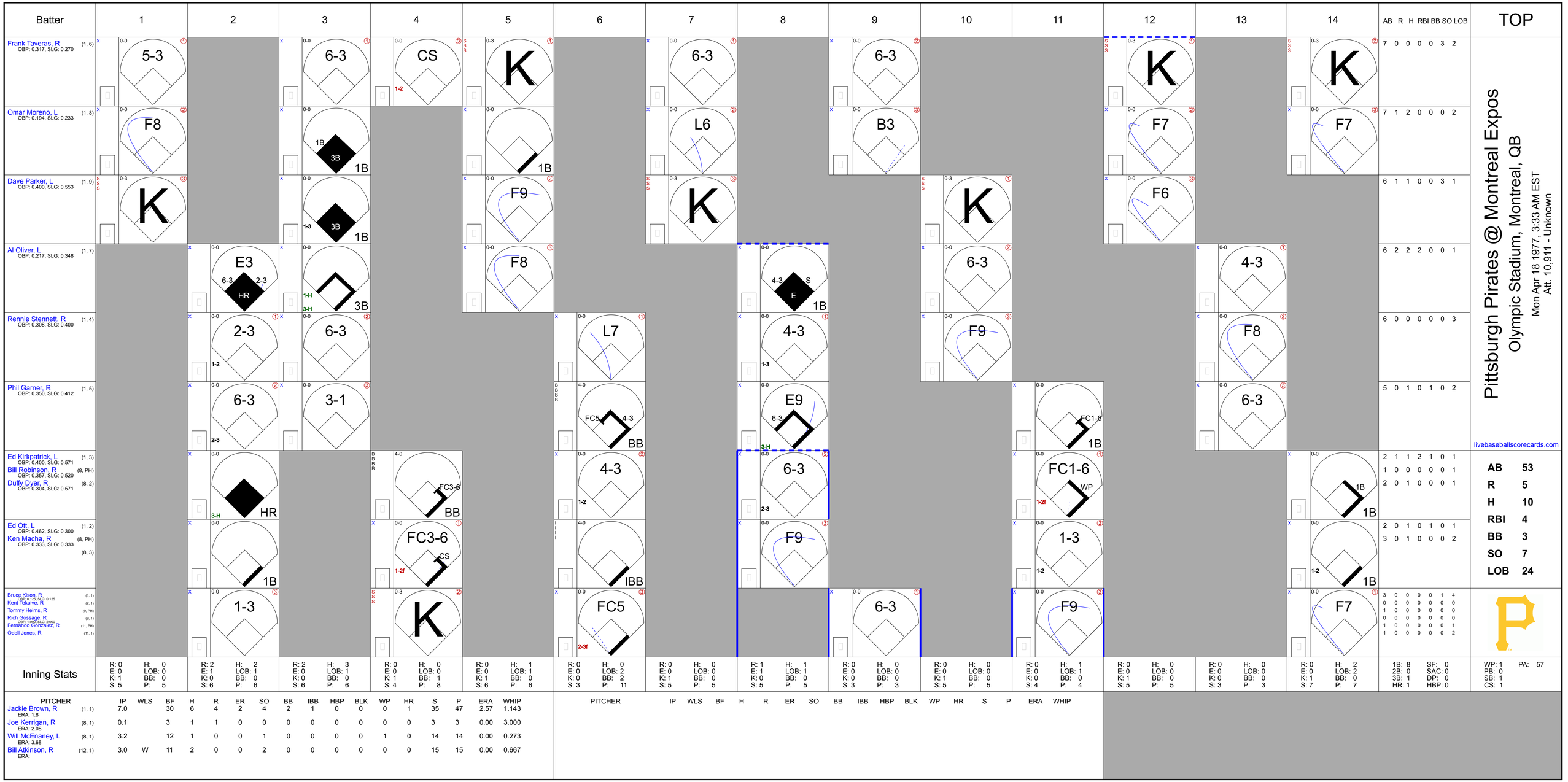

Pittsburgh Pirates @ Montreal Expos

Olympic Stadium, Montreal, QB

Mon Apr 18 1977, 3:33 AM EST

Att. 10,911 - Unknown

livebaseballscorecards.com

Batter	1	2	3	4	5	6	7	8	9	10	11	12	13	14	AB	R	H	RBI	BB	SO	LOB
Frank Taveras, R (1, 6) OBP: 0.317, SLG: 0.270	5-3		6-3	CS 1-2	K		6-3		6-3			K		K	7	0	0	0	0	3	2
Omar Moreno, L (1, 8) OBP: 0.194, SLG: 0.233	F8		1B 3B 1B		1B		L6		B3			F7		F7	7	1	2	0	0	0	2
Dave Parker, L (1, 9) OBP: 0.400, SLG: 0.553	K		1-3 3B 1B		F9		K			K		F6			6	1	1	0	0	3	1
Al Oliver, L (1, 7) OBP: 0.217, SLG: 0.348		E3 6-3 2-3 HR	1-H 3-H 3B		F8			4-3 S E 1B		6-3			4-3		6	2	2	2	0	0	1
Rennie Stennett, R (1, 4) OBP: 0.308, SLG: 0.400		2-3 1-2	6-3			L7		4-3 1-3		F9			F8		6	0	0	0	0	0	3
Phil Garner, R (1, 5) OBP: 0.350, SLG: 0.412		6-3 2-3	3-1			FC5 4-3 BB		E9 6-3 3-H			FC1-6 1B		6-3		5	0	1	0	1	0	2
Ed Kirkpatrick, L (1, 3) OBP: 0.400, SLG: 0.571		HR 3-H		FC3-6 BB		4-3 1-2		6-3 2-3			FC1-6 WP 1-2f			1B 1B	2	1	1	2	1	0	1
Bill Robinson, R (8, PH) OBP: 0.357, SLG: 0.520															1	0	0	0	0	0	1
Duffy Dyer, R (8, 2) OBP: 0.304, SLG: 0.571															2	0	1	0	0	0	1
Ed Ott, L (1, 2) OBP: 0.462, SLG: 0.300		1B		FC3-6 CS 1-2f		IBB		F9			1-3 1-2			1-2 1B	2	0	1	0	1	0	1
Ken Macha, R (8, PH) OBP: 0.333, SLG: 0.333 (8, 3)															3	0	1	0	0	0	2
Bruce Kison, R (1, 1) OBP: 0.125, SLG: 0.125		1-3		K		FC5 2-3f			6-3		F9			F7	3	0	0	0	0	1	4
Kent Tekulve, R (7, 1)															0	0	0	0	0	0	0
Tommy Helms, R (9, PH)															1	0	0	0	0	0	0
Rich Gossage, R (9, 1) OBP: 1.000, SLG: 2.000															0	0	0	0	0	0	0
Fernando Gonzalez, R (11, PH)															1	0	0	0	0	0	1
Odell Jones, R (11, 1)															1	0	0	0	0	0	2

Inning Stats	1	2	3	4	5	6	7	8	9	10	11	12	13	14	AB	R	H	RBI	BB	SO	LOB
	R: 0 E: 0 K: 1 S: 5	H: 0 LOB: 0 BB: 0 P: 5	R: 2 E: 1 K: 0 S: 6	H: 2 LOB: 1 BB: 0 P: 6	R: 2 E: 0 K: 0 S: 6	H: 3 LOB: 1 BB: 0 P: 6	R: 0 E: 0 K: 1 S: 4	H: 0 LOB: 0 BB: 1 P: 8	R: 0 E: 0 K: 1 S: 6	H: 1 LOB: 1 BB: 0 P: 6	R: 0 E: 0 K: 0 S: 3	H: 0 LOB: 2 BB: 2 P: 11	R: 0 E: 0 K: 1 S: 5	H: 0 LOB: 0 BB: 0 P: 5	R: 1 E: 1 K: 0 S: 5	H: 1 LOB: 1 BB: 0 P: 5	R: 0 E: 0 K: 0 S: 3	H: 0 LOB: 0 BB: 0 P: 3	R: 0 E: 0 K: 1 S: 5	H: 0 LOB: 0 BB: 0 P: 5	R: 0 E: 0 K: 0 S: 4	H: 1 LOB: 1 BB: 0 P: 4	R: 0 E: 0 K: 1 S: 5	H: 0 LOB: 0 BB: 0 P: 5	R: 0 E: 0 K: 0 S: 3	H: 0 LOB: 0 BB: 0 P: 3	R: 0 E: 0 K: 1 S: 7	H: 2 LOB: 2 BB: 0 P: 7	1B: 8 2B: 0 3B: 1 HR: 1	SF: 0 SAC: 0 DP: 0 HBP: 0	WP: 1 PB: 0 SB: 1 CS: 1	PA: 57

PITCHER		IP	WLS	BF	H	R	ER	SO	BB	IBB	HBP	BLK	WP	HR	S	P	ERA	WHIP
Jackie Brown, R ERA: 1.8	(1, 1)	7.0		30	6	4	2	4	2	1	0	0	0	1	35	47	2.57	1.143
Joe Kerrigan, R ERA: 2.08	(8, 1)	0.1		3	1	1	0	0	0	0	0	0	0	0	3	3	0.00	3.000
Will McEnaney, L ERA: 3.68	(8, 1)	3.2		12	1	0	0	1	0	0	0	0	1	0	14	14	0.00	0.273
Bill Atkinson, R ERA:	(12, 1)	3.0	W	11	2	0	0	2	0	0	0	0	0	0	15	15	0.00	0.667

PITCHER	IP	WLS	BF	H	R	ER	SO	BB	IBB	HBP	BLK	WP	HR	S	P	ERA	WHIP

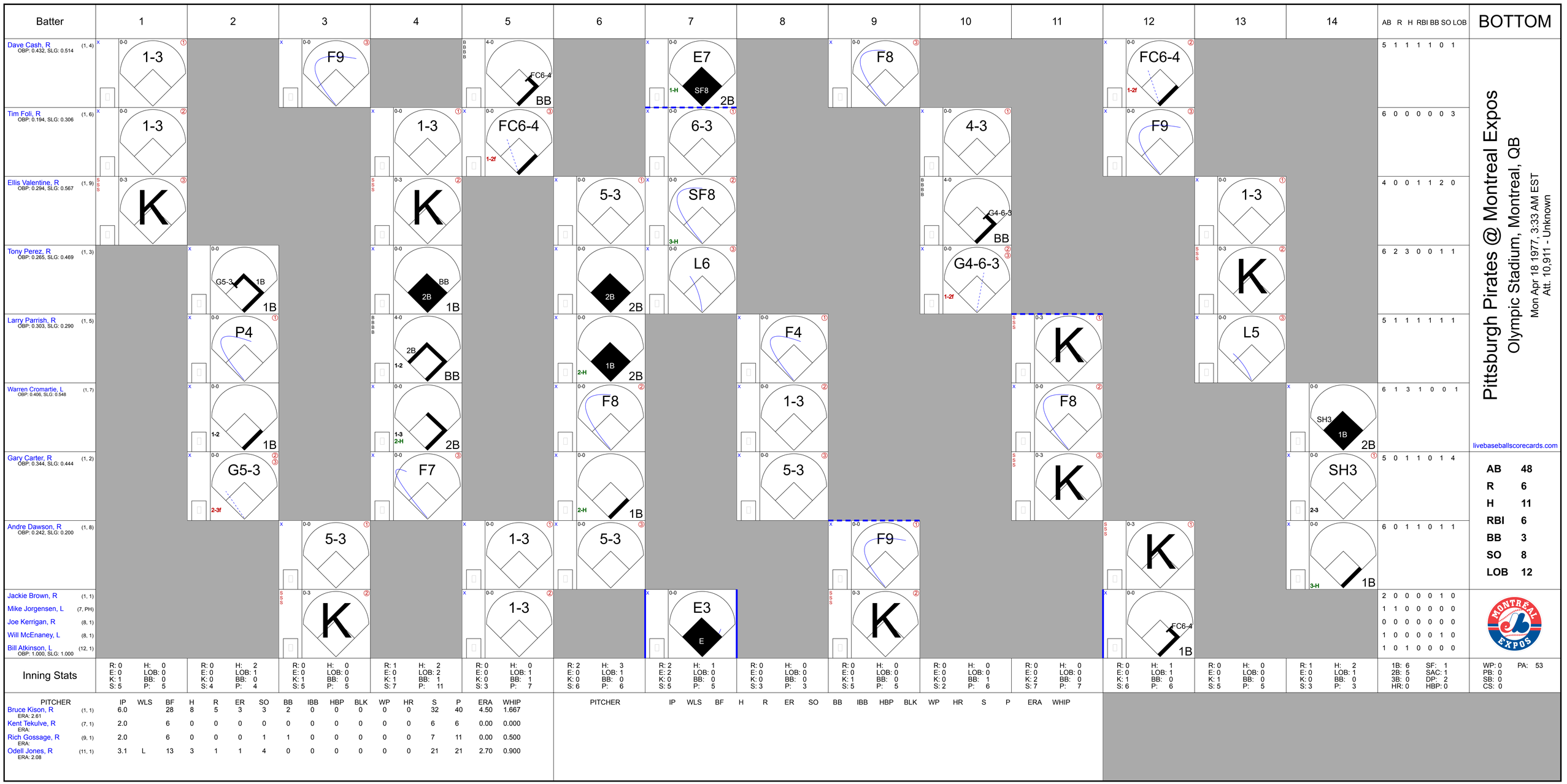
Batter
1
2
3
4
5
6
7
8
9
10
11
12
13
14
AB R H RBI BB SO LOB
BOTTOM
Dave Cash, R (1, 4)
OBP: 0.432, SLG: 0.514
1-3
F9
FC6-4
BB
E7
1-H
SF8
2B
F8
FC6-4
1-2f
5 1 1 1 1 0 1
Tim Foli, R (1, 6)
OBP: 0.194, SLG: 0.306
1-3
1-3
FC6-4
1-2f
6-3
4-3
F9
6 0 0 0 0 0 3
Ellis Valentine, R (1, 9)
OBP: 0.294, SLG: 0.567
K
K
5-3
SF8
3-H
4-3
G4-6-3
BB
1-3
4 0 0 1 1 2 0
Tony Perez, R (1, 3)
OBP: 0.265, SLG: 0.469
G5-3
1B
1B
BB
2B
1B
5-3
2B
2B
L6
G4-6-3
1-2f
K
6 2 3 0 0 1 1
Larry Parrish, R (1, 5)
OBP: 0.303, SLG: 0.290
P4
2B
1-2
BB
F4
K
L5
5 1 1 1 1 1 1
Warren Cromartie, L (1, 7)
OBP: 0.406, SLG: 0.548
1-2
1B
1-3
2-H
2B
F8
2-H
1B
1-3
F8
SH3
1B
2B
6 1 3 1 0 0 1
Gary Carter, R (1, 2)
OBP: 0.344, SLG: 0.444
G5-3
2-3f
F7
5-3
K
SH3
2-3
5 0 1 1 0 1 4
Andre Dawson, R (1, 8)
OBP: 0.242, SLG: 0.200
5-3
1-3
5-3
F9
K
K
3-H
1B
6 0 1 1 0 1 1
Jackie Brown, R (1, 1)
Mike Jorgensen, L (7, PH)
Joe Kerrigan, R (8, 1)
Will McEnaney, L (8, 1)
Bill Atkinson, L (12, 1)
OBP: 1.000, SLG: 1.000
K
1-3
E3
E
K
FC6-4
1B
2 0 0 0 0 1 0
1 1 0 0 0 0 0
0 0 0 0 0 0 0
1 0 0 0 0 1 0
1 0 1 0 0 0 0
Pittsburgh Pirates @ Montreal Expos
Olympic Stadium, Montreal, QB
Mon Apr 18 1977, 3:33 AM EST
Att. 10,911 - Unknown
livebaseballscorecards.com
AB 48
R 6
H 11
RBI 6
BB 3
SO 8
LOB 12
Inning Stats
1: R: 0 E: 0 K: 1 S: 5 | H: 0 LOB: 0 BB: 0 P: 5
2: R: 0 E: 0 K: 0 S: 4 | H: 2 LOB: 1 BB: 0 P: 4
3: R: 0 E: 0 K: 1 S: 5 | H: 0 LOB: 0 BB: 0 P: 5
4: R: 1 E: 0 K: 1 S: 7 | H: 2 LOB: 2 BB: 1 P: 11
5: R: 0 E: 0 K: 0 S: 3 | H: 0 LOB: 1 BB: 1 P: 7
6: R: 2 E: 0 K: 0 S: 6 | H: 3 LOB: 1 BB: 0 P: 6
7: R: 2 E: 2 K: 0 S: 5 | H: 1 LOB: 0 BB: 0 P: 5
8: R: 0 E: 0 K: 0 S: 3 | H: 0 LOB: 0 BB: 0 P: 3
9: R: 0 E: 0 K: 1 S: 5 | H: 0 LOB: 0 BB: 0 P: 5
10: R: 0 E: 0 K: 0 S: 2 | H: 0 LOB: 0 BB: 1 P: 6
11: R: 0 E: 0 K: 2 S: 7 | H: 0 LOB: 0 BB: 0 P: 7
12: R: 0 E: 0 K: 1 S: 6 | H: 1 LOB: 1 BB: 0 P: 6
13: R: 0 E: 0 K: 1 S: 5 | H: 0 LOB: 0 BB: 0 P: 5
14: R: 1 E: 0 K: 0 S: 3 | H: 2 LOB: 1 BB: 0 P: 3
1B: 6 2B: 5 3B: 0 HR: 0
SF: 1 SAC: 1 DP: 2 HBP: 0
WP: 0 PB: 0 SB: 0 CS: 0
PA: 53
PITCHER IP WLS BF H R ER SO BB IBB HBP BLK WP HR S P ERA WHIP
Bruce Kison, R (1, 1) ERA: 2.61 6.0 28 8 5 3 3 2 0 0 0 0 0 32 40 4.50 1.667
Kent Tekulve, R (7, 1) ERA: 2.0 6 0 0 0 0 0 0 0 0 0 0 6 6 0.00 0.000
Rich Gossage, R (9, 1) ERA: 2.0 6 0 0 0 1 1 0 0 0 0 0 7 11 0.00 0.500
Odell Jones, R (11, 1) ERA: 2.08 3.1 L 13 3 1 1 4 0 0 0 0 0 0 21 21 2.70 0.900
PITCHER IP WLS BF H R ER SO BB IBB HBP BLK WP HR S P ERA WHIP

Batter	1	2	3	4	5	6	7	8	9	AB	R	H	RBI	BB	SO	LOB
Frank Taveras, R (1, 6) OBP: 0.289, SLG: 0.244	S S S 0-3 ① K		S S S 0-3 ② K		x 0-0 ③ F9		S S S 0-3 ③ K			4	0	0	0	0	3	2
Omar Moreno, L (1, 8) OBP: 0.229, SLG: 0.242	x 0-0 ② 5-3		B B B B 4-0 BB			x 0-0 6-3 S 1B		x 0-0 ① 4-3		3	0	1	0	1	0	0
Dave Parker, L (1, 9) OBP: 0.386, SLG: 0.524	x 0-0 ③ F2		x 0-0 ③ 6-3			x 0-0 ① 6-3 1-3		x 0-0 G4-6-3 1B		4	0	1	0	0	0	2
Al Oliver, L (1, 7) OBP: 0.185, SLG: 0.296		x 0-0 ① 4-3		S S S 0-3 ① K		x 0-0 ② 5-3		x 0-0 ② ③ G4-6-3 1-2f		4	0	0	0	0	1	2
Ed Kirkpatrick, L (1, 3) OBP: 0.357, SLG: 0.400		x 0-0 E3 1B		x 0-0 ② G1		B B B B 4-0 BB			x 0-0 ① 4-3	3	0	0	0	1	0	0
Rennie Stennett, R (1, 4) OBP: 0.302, SLG: 0.385		x 0-0 S 1-3 1B		x 0-0 ③ F9		x 0-0 ③ G3			x 0-0 ② 6-3	4	0	1	0	0	0	2
Phil Garner, R (1, 5) OBP: 0.318, SLG: 0.368		x 0-0 ② P4 1-2			x 0-0 ① 1-3		x 0-0 ① 1-3		x 0-0 ③ F9	4	0	0	0	0	0	2
Duffy Dyer, R (1, 2) OBP: 0.308, SLG: 0.583		S S S 0-3 ③ K			x 0-0 ② 5-3		x 0-0 2B			3	0	1	0	0	1	2
Larry Demery, R (1, 1) OBP: 0.500, SLG: 0.500			x 0-0 ① G3		x 0-0 E5 1B		x 0-0 ② F8			2	0	1	0	0	0	0
Terry Forster, L (6, 1)										0	0	0	0	0	0	0
Tommy Helms, R (7, PH)										1	0	0	0	0	0	1
Odell Jones, R (7, 1)										0	0	0	0	0	0	0
Inning Stats	R: 0 E: 0 K: 1 S: 5 H: 0 LOB: 0 BB: 0 P: 5	R: 0 E: 1 K: 1 S: 7 H: 1 LOB: 2 BB: 0 P: 7	R: 0 E: 0 K: 1 S: 5 H: 0 LOB: 1 BB: 1 P: 9	R: 0 E: 0 K: 1 S: 5 H: 0 LOB: 0 BB: 0 P: 5	R: 0 E: 1 K: 0 S: 4 H: 1 LOB: 1 BB: 0 P: 4	R: 0 E: 0 K: 0 S: 4 H: 1 LOB: 2 BB: 1 P: 8	R: 0 E: 0 K: 1 S: 6 H: 1 LOB: 1 BB: 0 P: 6	R: 0 E: 0 K: 0 S: 3 H: 1 LOB: 0 BB: 0 P: 3	R: 0 E: 0 K: 0 S: 3 H: 0 LOB: 0 BB: 0 P: 3	1B: 4 2B: 1 3B: 0 HR: 0 SF: 0 SAC: 0 DP: 1 HBP: 0						

PITCHER	IP	WLS	BF	H	R	ER	SO	BB	IBB	HBP	BLK	WP	HR	S	P	ERA	WHIP
Don Stanhouse, R (1, 1) ERA: 4.5	9.0	W	34	5	0	0	5	2	0	0	0	0	0	42	50	0.00	0.778

PITCHER	IP	WLS	BF	H	R	ER	SO	BB	IBB	HBP	BLK	WP	HR	S	P	ERA	WHIP

TOP

Pittsburgh Pirates @ Montreal Expos

Olympic Stadium, Montreal, QB

Tue Apr 19 1977, 3:33 AM EST

Att. 10,062 - Unknown

livebaseballscorecards.com

AB	32
R	0
H	5
RBI	0
BB	2
SO	5
LOB	13

WP: 0 PA: 34
PB: 0
SB: 2
CS: 0

Pittsburgh Pirates @ Montreal Expos

Olympic Stadium, Montreal, QB

Tue Apr 19 1977, 3:33 AM EST

Att. 10,062 - Unknown

livebaseballscorecards.com

BOTTOM

Batter	1	2	3	4	5	6	7	8	9	AB	R	H	RBI	BB	SO	LOB
Dave Cash, R (1, 4) OBP: 0.415, SLG: 0.487	1-3		G4-6-3 1-2f			FC5 1-2 1B 1B	5-3			4	1	1	0	0	0	2
Tim Foli, R (1, 6) OBP: 0.175, SLG: 0.275	5-3			F8		F8	F8			4	0	0	0	0	0	2
Ellis Valentine, R (1, 9) OBP: 0.289, SLG: 0.618	5-3			4-3		FC5 1B 1-2 2-3f 3B		HR		4	2	1	1	0	0	2
Tony Perez, R (1, 3) OBP: 0.316, SLG: 0.500		G4-3 1B		1B		1-3 2-H 3B 1B		F8		4	1	3	1	0	0	0
Larry Parrish, R (1, 5) OBP: 0.297, SLG: 0.265		G4-3 1-2f		F7		3B IBB		K		3	1	0	0	1	1	2
Warren Cromartie, L (1, 7) OBP: 0.389, SLG: 0.571		F8			F9	1B 1-H 2-H 3-H 3B		F8		4	1	1	3	0	0	0
Gary Carter, R (1, 2) OBP: 0.371, SLG: 0.467			WP G3 1B		K	1B 3-H				3	0	2	1	0	1	0
Andre Dawson, R (1, 8) OBP: 0.222, SLG: 0.182			G3 1-2		F8	F9				3	0	0	0	0	0	2
Don Stanhouse, R (1, 1) OBP: 0.500, SLG: 0.400			G4-6-3 2-3 BB			FC5 1B 1B	K			2	0	1	0	1	1	0
Inning Stats	R: 0 E: 0 K: 0 S: 3 H: 0 LOB: 0 BB: 0 P: 3	R: 0 E: 0 K: 0 S: 3 H: 1 LOB: 0 BB: 0 P: 3	R: 0 E: 0 K: 0 S: 3 H: 1 LOB: 1 BB: 1 P: 7	R: 0 E: 0 K: 0 S: 4 H: 1 LOB: 1 BB: 0 P: 4	R: 0 E: 0 K: 1 S: 5 H: 0 LOB: 0 BB: 0 P: 5	R: 5 E: 0 K: 0 S: 8 H: 5 LOB: 1 BB: 1 P: 12	R: 0 E: 0 K: 1 S: 5 H: 0 LOB: 0 BB: 0 P: 5	R: 1 E: 0 K: 1 S: 6 H: 1 LOB: 0 BB: 0 P: 6		1B: 7 2B: 0 3B: 1 HR: 1 SF: 0 SAC: 0 DP: 2 HBP: 0					

	AB	31
	R	6
	H	9
	RBI	6
	BB	2
	SO	3
	LOB	10

WP: 1 PB: 0 SB: 0 CS: 0 PA: 33

PITCHER		IP	WLS	BF	H	R	ER	SO	BB	IBB	HBP	BLK	WP	HR	S	P	ERA	WHIP
Larry Demery, R ERA: 6.3	(1, 1)	5.2	L	22	6	3	3	1	1	0	0	0	1	0	23	27	4.76	1.235
Terry Forster, L ERA: 16.2	(6, 1)	0.1		4	2	2	2	0	0	1	0	0	0	0	3	7	54.00	6.000
Odell Jones, R ERA: 2.84	(7, 1)	2.0		7	1	1	1	2	0	0	0	0	0	1	11	11	4.50	0.500

PITCHER	IP	WLS	BF	H	R	ER	SO	BB	IBB	HBP	BLK	WP	HR	S	P	ERA	WHIP

Batter	1	2	3	4	5	6	7	8	9	AB	R	H	RBI	BB	SO	LOB
Miguel Dilone, S (1, 8) OBP: 0.200, SLG: 0.158	BBB 4-0 S 4-3 BB		SSS 0-3 ① K		x 0-0 ① SH3-4 1-2	x 0-0 ① 1-2 1B			x 0-0 ① 4-3	3	1	1	0	1	1	0
Frank Taveras, R (1, 6) OBP: 0.260, SLG: 0.217	SSS 0-3 ① K 1-3		x 0-0 ② F9		x 0-0 ② F2	SSS 0-3 ③ K			SSS 0-3 ② K	5	0	0	0	0	3	4
Dave Parker, L (1, 9) OBP: 0.408, SLG: 0.587	x 0-0 ② 4-3 3-H		BBB 4-0 CS BB		x 0-0 2-H HR		x 0-0 ① F9		x 0-0 1B	4	1	2	3	1	0	0
Al Oliver, L (1, 7) OBP: 0.188, SLG: 0.258	SSS 0-3 ③ K		0-0 ③ CS 1-2	x 0-0 ① 5-3	x 0-0 ③ 1-3		BBB 4-0 G6-4-3 BB		x 0-0 ③ F7	4	0	0	0	1	1	1
Bill Robinson, R (1, 3) OBP: 0.387, SLG: 0.571 Ed Kirkpatrick, L (6, 3) OBP: 0.333, SLG: 0.364		x 0-0 1B 2B		x 0-0 ② P6		x 0-0 5-3 1B 1B	x 0-0 ②③ G6-4-3 1-2f			3 1	2 0	2 0	0 0	0 0	0 0	0 1
Rennie Stennett, R (1, 4) OBP: 0.362, SLG: 0.476		x 0-0 SH3 2-H 1B		x 0-0 HR 3B		x 0-0 1-2 E 5-3 1B		BBB 4-0 1-3 4-3 BB		3	2	3	1	1	0	0
Phil Garner, R (1, 5) OBP: 0.319, SLG: 0.439		x 0-0 ① SH3 2-3		x 0-0 3-H HR		SSS 0-3 ① K		x 0-0 ① 4-3 1-2		3	1	1	2	0	1	3
Duffy Dyer, R (1, 2) OBP: 0.267, SLG: 0.500		x 0-0 ② L5		x 0-0 ③ F9		x 0-0 ② 5-3 1-2 2-3		x 0-0 ② 1-3 2-3		4	0	0	0	0	0	4
Jim Rooker, R (1, 1) OBP: 0.375, SLG: 0.286 Rich Gossage, R (7, 1) OBP: 0.500, SLG: 1.000 Grant Jackson, S (8, 1) Kent Tekulve, R (8, 1)		SSS 0-3 ③ K			BBB 4-0 SH3-4 HR BB	x 0-0 E1 1B 2-H 3-H 1B		x 0-0 ③ 4-3		2 1 0 0	1 0 0 0	1 0 0 0	1 0 0 0	1 0 0 0	1 0 0 0	1 1 0 0
Inning Stats	R: 1 E: 0 K: 2 S: 7 H: 0 LOB: 0 BB: 1 P: 11	R: 1 E: 0 K: 1 S: 7 H: 2 LOB: 1 BB: 0 P: 7	R: 0 E: 0 K: 1 S: 4 H: 0 LOB: 0 BB: 1 P: 8	R: 2 E: 0 K: 0 S: 5 H: 2 LOB: 0 BB: 0 P: 5	R: 2 E: 0 K: 0 S: 4 H: 1 LOB: 0 BB: 1 P: 8	R: 2 E: 1 K: 2 S: 11 H: 4 LOB: 2 BB: 0 P: 11	R: 0 E: 0 K: 0 S: 2 H: 0 LOB: 0 BB: 1 P: 6	R: 0 E: 0 K: 0 S: 3 H: 0 LOB: 1 BB: 1 P: 7	R: 0 E: 0 K: 1 S: 6 H: 1 LOB: 1 BB: 0 P: 6	1B: 6 2B: 1 3B: 1 HR: 2 SF: 0 SAC: 2 DP: 1 HBP: 0						

PITCHER		IP	WLS	BF	H	R	ER	SO	BB	IBB	HBP	BLK	WP	HR	S	P	ERA	WHIP
Gerry Hannahs, L ERA: 4.82	(1, 1)	5.0	L	22	5	6	6	4	3	0	0	0	0	2	27	39	10.80	1.600
Jeff Terpko, R ERA: 18.0	(6, 1)	1.0		7	4	2	2	2	0	0	0	0	0	0	11	11	18.00	4.000
Dan Warthen, L ERA: 6.0	(7, 1)	1.0		3	0	0	0	0	1	0	0	0	0	0	2	6	0.00	1.000
Joe Kerrigan, R ERA: 1.42	(8, 1)	2.0		8	1	0	0	1	1	0	0	0	0	0	9	13	0.00	1.000

PITCHER	IP	WLS	BF	H	R	ER	SO	BB	IBB	HBP	BLK	WP	HR	S	P	ERA	WHIP

TOP

Pittsburgh Pirates @ Montreal Expos

Olympic Stadium, Montreal, QB

Wed Apr 20 1977, 3:33 AM EST

Att. 12,607 - Unknown

livebaseballscorecards.com

AB	33
R	8
H	10
RBI	7
BB	5
SO	7
LOB	15

WP: 0 PB: 0 SB: 2 CS: 1 PA: 41

Batter	1	2	3	4	5	6	7	8	9	AB	R	H	RBI	BB	SO	LOB
Dave Cash, R (1, 4) OBP: 0.391, SLG: 0.442	B B B B 4-0 PB BB		x 0-0 ② 6-3		x 0-0 ③ FC6-4 1-2f		x 0-0 ②③ L4-3 1-2		x 0-0 ③ 1-3	4	0	0	0	1	0	2
Tim Foli, R (1, 6) OBP: 0.159, SLG: 0.250	S S S 0-3 ① K 1-3		x 0-0 ③ 6-3			x 0-0 ① F8		x 0-0 ① 5-3		4	0	0	0	0	1	1
Ellis Valentine, R (1, 9) OBP: 0.286, SLG: 0.579	x 0-0 ② L8			x 0-0 ① F7		x 0-0 E6		x 0-0 HR 1B		4	1	1	0	0	0	1
Tony Perez, R (1, 3) OBP: 0.310, SLG: 0.550	S S S 0-3 ③ K			x 0-0 ② F3		x 0-0 ② F9		x 0-0 1-H HR		4	1	1	2	0	1	2
Larry Parrish, R (1, 5) OBP: 0.317, SLG: 0.289		x 0-0 CS 1B		x 0-0 ③ P4		x 0-0 ③ P6		x 0-0 4-3 1B		4	0	2	0	0	0	1
Warren Cromartie, L (1, 7) OBP: 0.375, SLG: 0.538	S S S 0-3 ① ② K 1-2				x 0-0 ① G3		x 0-0 HR 1B	x 0-0 ② 4-3 1-2		4	1	1	0	0	1	2
Gary Carter, R (1, 2) OBP: 0.410, SLG: 0.765		x 0-0 HR			x 0-0 HR		x 0-0 1-H HR	x 0-0 ③ 5-3		4	3	3	4	0	0	1
Andre Dawson, R (1, 8) OBP: 0.225, SLG: 0.189		x 0-0 ③ 6-3			x 0-0 FC6-4 1B		x 0-0 ① 1-3		x 0-0 ① F9	4	0	1	0	0	0	0
Gerry Hannahs, L (1, 1) Pete Mackanin, R (5, PH) Jeff Terpko, R (6, 1) Dan Warthen, S (7, 1) Mike Jorgensen, L (7, PH) Joe Kerrigan, R (8, 1) Del Unser, L (9, PH)			S S S 0-3 ① K		x 0-0 ② P4		B B B B 4-0 L4-3 BB		S S S 0-3 ② K	1 1 0 0 0 0 1	0 0 0 0 0 0 0	0 0 0 0 0 0 0	0 0 0 0 1 0 0	0 0 0 0 0 0 0	1 1 0 0 0 0 1	0 0 0 0 0 0 0
Inning Stats	R: 0 H: 0 E: 0 LOB: 1 K: 2 BB: 1 S: 7 P: 11	R: 1 H: 2 E: 0 LOB: 0 K: 1 BB: 0 S: 6 P: 6	R: 0 H: 0 E: 0 LOB: 0 K: 1 BB: 0 S: 5 P: 5	R: 0 H: 0 E: 0 LOB: 0 K: 0 BB: 0 S: 3 P: 3	R: 1 H: 2 E: 0 LOB: 1 K: 0 BB: 0 S: 5 P: 5	R: 0 H: 0 E: 1 LOB: 1 K: 0 BB: 0 S: 4 P: 4	R: 2 H: 2 E: 0 LOB: 0 K: 0 BB: 1 S: 4 P: 8	R: 2 H: 3 E: 0 LOB: 1 K: 0 BB: 0 S: 6 P: 6	R: 0 H: 0 E: 0 LOB: 0 K: 1 BB: 0 S: 5 P: 5	1B: 5 2B: 2 3B: 0 HR: 4	SF: 0 SAC: 0 DP: 2 HBP: 0						

PITCHER		IP	WLS	BF	H	R	ER	SO	BB	IBB	HBP	BLK	WP	HR	S	P	ERA	WHIP
Jim Rooker, L ERA: 5.82	(1, 1)	6.0	W	25	6	4	4	4	1	0	0	0	0	3	32	36	6.00	1.167
Rich Gossage, R ERA: 1.8	(7, 1)	1.1		7	3	2	2	0	1	0	0	0	0	1	6	10	13.50	3.000
Grant Jackson, L ERA: 1.42	(8, 1)	0.1		1	0	0	0	0	0	0	0	0	0	0	1	1	0.00	0.000
Kent Tekulve, R ERA:	(8, 1)	1.1	S	4	0	0	0	1	0	0	0	0	0	0	6	6	0.00	0.000

PITCHER	IP	WLS	BF	H	R	ER	SO	BB	IBB	HBP	BLK	WP	HR	S	P	ERA	WHIP

BOTTOM

Pittsburgh Pirates @ Montreal Expos

Olympic Stadium, Montreal, QB

Wed Apr 20 1977, 3:33 AM EST

Att. 12,607 - Unknown

livebaseballscorecards.com

AB	35
R	6
H	9
RBI	6
BB	2
SO	5
LOB	11

WP: 0 PA: 37
PB: 2
SB: 0
CS: 1

Batter	1	2	3	4	5	6	7	8	9	10	AB	R	H	RBI	BB	SO	LOB
Derrel Thomas, S (1, 6) OBP: 0.250, SLG: 0.263	K		1B			G3		1-3		BB, CI, BB	4	0	1	0	1	1	0
Rob Andrews, R (1, 4) OBP: 0.320, SLG: 0.279	F8		F9			6-3		F7		CI, BB (1-2)	4	0	0	0	0	0	1
Bill Madlock, R (1, 5) OBP: 0.321, SLG: 0.471	F7			F8		HBP			F4	F8	4	0	0	0	0	0	2
Darrell Evans, L (1, 7) (10, 3) OBP: 0.447, SLG: 0.618		2B, 1B		F9		K			HR, 1B	BB (1-2, 2-3)	4	1	2	0	1	1	1
Willie McCovey, L (1, 3) OBP: 0.388, SLG: 0.605		2B (1-H)		F2			4-3		HR (1-H)	K	5	1	2	2	0	1	3
Gary Lavelle, S (10, 1)											0	0	0	0	0	0	0
Jack Clark, R (1, 9) OBP: 0.333, SLG: 0.448		K			1-3, 1B		1B		K		4	0	2	0	0	2	1
Gary Thomasson, L (1, 8) OBP: 0.378, SLG: 0.500		K			F7		F9		1B		4	0	1	0	0	1	3
Gary Thomasson, L (10, 7)																	
Mike Sadek, R (1, 2) OBP: 0.214, SLG: 0.154			F7		1-3 (1-2)		F4		F9		2	0	0	0	0	0	1
Randy Elliott, R (7, PH) OBP: 0.118, SLG: 0.063											1	0	0	0	0	0	1
Marc Hill, R (7, 2) OBP: 0.367, SLG: 0.357											1	0	0	0	0	0	1
Lynn McGlothen, L (1, 1)			K		G3			F8		F7	1	0	0	0	0	1	0
Terry Whitfield, L (5, PH) OBP: 0.391, SLG: 0.400											1	0	0	0	0	0	1
Charlie Williams, R (5, 1)											0	0	0	0	0	0	0
Chris Speier, R (8, PH) OBP: 0.176, SLG: 0.235											1	0	0	0	0	0	0
Randy Moffitt, R (8, 1)											0	0	0	0	0	0	0
Larry Herndon, R (10, PH) OBP: 0.286, SLG: 0.524											1	0	0	0	0	0	0
(10, 8)																	
Inning Stats	R: 0 E: 0 K: 1 S: 5 H: 0 LOB: 0 BB: 0 P: 5	R: 0 E: 0 K: 2 S: 8 H: 2 LOB: 1 BB: 0 P: 8	R: 0 E: 0 K: 1 S: 6 H: 1 LOB: 1 BB: 0 P: 6	R: 0 E: 0 K: 0 S: 3 H: 0 LOB: 0 BB: 0 P: 3	R: 0 E: 0 K: 0 S: 4 H: 1 LOB: 1 BB: 0 P: 4	R: 0 E: 0 K: 1 S: 5 H: 0 LOB: 1 BB: 0 P: 6	R: 0 E: 0 K: 0 S: 4 H: 1 LOB: 1 BB: 0 P: 4	R: 0 E: 0 K: 0 S: 3 H: 0 LOB: 0 BB: 0 P: 3	R: 2 E: 0 K: 1 S: 8 H: 3 LOB: 1 BB: 0 P: 8	R: 0 E: 1 K: 1 S: 6 H: 0 LOB: 3 BB: 2 P: 14	1B: 6 2B: 1 3B: 0 HR: 1	SF: 0 SAC: 0 DP: 0 HBP: 1					

PITCHER		IP	WLS	BF	H	R	ER	SO	BB	IBB	HBP	BLK	WP	HR	S	P	ERA	WHIP
Steve Rogers, R ERA: 1.35	(1, 1)	7.0		26	5	0	0	5	0	0	1	0	0	0	35	36	0.00	0.714
Will McEnaney, L ERA: 4.82	(8, 1)	2.0		9	3	2	2	1	0	0	0	0	0	1	11	11	9.00	1.500
Bill Atkinson, R ERA:	(10, 1)	0.2		4	0	0	0	0	1	0	0	0	0	0	3	7	0.00	1.500
Dan Warthen, L ERA: 5.4	(10, 1)	0.1	W	2	0	0	0	1	1	0	0	0	0	0	3	7	0.00	3.000

PITCHER	IP	WLS	BF	H	R	ER	SO	BB	IBB	HBP	BLK	WP	HR	S	P	ERA	WHIP

TOP

San Francisco Giants @ Montreal Expos

Olympic Stadium, Montreal, QB

Fri Apr 22 1977, 3:33 AM EST

Att. 10,358 - Unknown

livebaseballscorecards.com

AB	37
R	2
H	8
RBI	2
BB	2
SO	7
LOB	15

WP: 0 PA: 41
PB: 0
SB: 0
CS: 0

San Francisco Giants @ Montreal Expos

Olympic Stadium, Montreal, QB

Fri Apr 22 1977, 3:33 AM EST

Att. 10,358 - Unknown

livebaseballscorecards.com

BOTTOM

Batter	1	2	3	4	5	6	7	8	9	10	AB	R	H	RBI	BB	SO	LOB
Dave Cash, R (1, 4) OBP: 0.431, SLG: 0.457	5-3		2-H 1B		1-2 BB		1-2 BB		1-2 2-3 1B		3	0	2	1	2	0	0
Tim Foli, R (1, 6) OBP: 0.143, SLG: 0.224	F7		F7		F8		2-3		6-3		5	0	0	0	0	0	8
Ellis Valentine, R (1, 9) OBP: 0.319, SLG: 0.595	F9			1-3		S 1B		CS BB		FC2-5 2B	4	0	2	0	1	0	0
Tony Perez, R (1, 3) OBP: 0.298, SLG: 0.500		5-3		K		5-3 1-2		K		6-3 FC2-5 1B IBB	4	1	0	0	1	2	2
Larry Parrish, R (1, 5) OBP: 0.283, SLG: 0.256		F7		F7		F8		F2 1-2		FC2-5 1B 6-3 1-2 2-3f	5	0	0	0	0	0	4
Warren Cromartie, L (1, 7) OBP: 0.341, SLG: 0.488 Jose Morales, R (10, PH)	F8				F8	F7			1-3	6-3 1-2 2-3	4 1	0 0	0 0	0 0	0 0	0 0	1 2
Gary Carter, R (1, 2) OBP: 0.455, SLG: 0.784			1B 2B		E8 WP 1B		K		HBP	IBB	3	2	2	0	1	1	0
Andre Dawson, R (1, 8) OBP: 0.267, SLG: 0.220			F4		FC3-6 IBB 3-H		F4		1B 1-2	1B 1-2 2-3 3-H	4	0	2	1	1	0	1
Steve Rogers, R (1, 1) Mike Jorgensen, L (7, PH) Will McEnaney, L (8, 1) Del Unser, L (9, PH) Bill Atkinson, L (10, 1) OBP: 1.000, SLG: 1.000 Dan Warthen, S (10, 1)			F9		FC3-6 BB 1-2f		BB		K		2 0 0 1 0 0	0 0 0 0 0 0	0 0 0 0 0 0	0 1 0 0 0 0	0 0 0 0 0 0	0 0 0 1 0 0	2 0 0 2 0 0

Inning Stats	1	2	3	4	5	6	7	8	9	10
	R: 0 H: 0 E: 0 LOB: 0 K: 0 BB: 0 S: 3 P: 3	R: 0 H: 0 E: 0 LOB: 0 K: 0 BB: 0 S: 3 P: 3	R: 1 H: 2 E: 0 LOB: 1 K: 0 BB: 0 S: 5 P: 5	R: 0 H: 0 E: 0 LOB: 0 K: 1 BB: 0 S: 5 P: 5	R: 1 H: 1 E: 1 LOB: 2 K: 0 BB: 2 S: 4 P: 12	R: 0 H: 1 E: 0 LOB: 1 K: 0 BB: 0 S: 4 P: 4	R: 0 H: 0 E: 0 LOB: 2 K: 1 BB: 2 S: 5 P: 13	R: 0 H: 0 E: 0 LOB: 0 K: 1 BB: 1 S: 4 P: 8	R: 0 H: 2 E: 0 LOB: 3 K: 1 BB: 0 S: 7 P: 8	R: 1 H: 2 E: 0 LOB: 3 K: 0 BB: 2 S: 4 P: 12

1B: 6	SF: 0
2B: 2	SAC: 0
3B: 0	DP: 0
HR: 0	HBP: 1

WP: 1 PA: 44
PB: 0
SB: 1
CS: 1

	AB	36
	R	3
	H	8
	RBI	2
	BB	7
	SO	4
	LOB	22

PITCHER		IP	WLS	BF	H	R	ER	SO	BB	IBB	HBP	BLK	WP	HR	S	P	ERA	WHIP
Lynn McGlothen, R ERA: 5.14	(1, 1)	4.0		14	2	1	1	1	0	0	0	0	0	0	16	16	2.25	0.500
Charlie Williams, R ERA: 3.86	(5, 1)	3.0		15	2	1	1	1	3	1	0	0	1	0	13	29	3.00	1.667
Randy Moffitt, R ERA: 2.45	(8, 1)	2.0		9	2	0	0	2	1	0	1	0	0	0	11	16	0.00	1.500
Gary Lavelle, L ERA: 1.23	(10, 1)	0.2	L	6	2	1	1	0	0	2	0	0	0	0	4	12	13.50	3.000

PITCHER		IP	WLS	BF	H	R	ER	SO	BB	IBB	HBP	BLK	WP	HR	S	P	ERA	WHIP

Batter	1	2	3	4	5	6	7	8	9	AB	R	H	RBI	BB	SO	LOB
Derrel Thomas, S (1, 6) OBP: 0.280, SLG: 0.227	BBBB 4-0 S 1B BB	SSS 0-3 ③ K		x 0-0 ② P6 1-2		BBBB 4-0 1-2 2-3 BB		x 0-0 ③ 3-1		3	1	0	0	2	1	3
Rob Andrews, R (1, 4) OBP: 0.309, SLG: 0.255	SSS 0-3 ① K 1-2		BBBB 4-0 5-3 1B BB	x 0-0 ③ 4-3		x 0-0 ③ F8			SSS 0-3 ① K	4	1	0	0	1	2	5
Bill Madlock, R (1, 5) OBP: 0.328, SLG: 0.455	x 0-0 2B 2-H 1B		x 0-0 ① 5-3 1-2		BBBB 4-0 1B BB		x 0-0 ① F6		x 0-0 ② F6	4	1	1	1	1	0	1
Darrell Evans, L (1, 7) OBP: 0.465, SLG: 0.605 Larry Herndon, R (9, 8) OBP: 0.286, SLG: 0.524	x 0-0 ② F7		x 0-0 1B 2-H 1B		x 0-0 ① G4-6-3 1-2 1B		BBBB 4-0 G1-6-3 BB		x 0-0 ③ F9	4 0	0 0	2 0	1 0	1 0	0 0	1 0
Willie McCovey, L (1, 3) OBP: 0.377, SLG: 0.596	x 0-0 1-H 2B	SSS 0-3 ② K			x 0-0 ②③ G4-6-3 1-2f		x 0-0 ②③ G1-6-3 1-2f			4	0	1	1	0	1	3
Jack Clark, R (1, 9) OBP: 0.324, SLG: 0.424	x 0-0 ③ 2-3		x 0-0 1-2 1B			x 0-0 ① F8		x 0-0 E5 CS S		4	0	1	0	0	0	1
Gary Thomasson, L (1, 8) OBP: 0.390, SLG: 0.568 (9, 7)		x 0-0 HR	x 0-0 ③ G3			x 0-0 ② F6		BBBB 4-0 1B 1-2 BB		3	1	1	1	1	0	2
Mike Sadek, R (1, 2) OBP: 0.278, SLG: 0.188		x 0-0 ① F8		x 0-0 S 1B		BBBB 4-0 BB BB BB		x 0-0 ① F8		3	0	1	0	1	0	2
John Montefusco, R (1, 1) OBP: 0.250, SLG: 0.182		SSS 0-3 ② K		SSS 0-3 ① K		BBBB 4-0 BB 1-2 BB		x 0-0 ② 1-2 2-3 1B		3	0	1	0	1	2	1
Inning Stats	R: 2 H: 2 E: 0 LOB: 1 K: 1 BB: 1 S: 7 P: 11	R: 1 H: 1 E: 0 LOB: 0 K: 2 BB: 0 S: 8 P: 8	R: 1 H: 2 E: 0 LOB: 2 K: 1 BB: 1 S: 7 P: 11	R: 0 H: 1 E: 0 LOB: 1 K: 1 BB: 0 S: 6 P: 6	R: 0 H: 1 E: 0 LOB: 0 K: 0 BB: 1 S: 2 P: 6	R: 0 H: 0 E: 0 LOB: 3 K: 0 BB: 3 S: 3 P: 15	R: 0 H: 0 E: 0 LOB: 0 K: 0 BB: 1 S: 2 P: 6	R: 0 H: 1 E: 1 LOB: 2 K: 0 BB: 1 S: 4 P: 8	R: 0 H: 0 E: 0 LOB: 0 K: 1 BB: 0 S: 5 P: 5	1B: 6 SF: 0 2B: 1 SAC: 0 3B: 0 DP: 2 HR: 1 HBP: 0						

TOP

San Francisco Giants @ Montreal Expos

Olympic Stadium, Montreal, QB

Sat Apr 23 1977, 3:33 AM EST

Att. 19,377 - Unknown

livebaseballscorecards.com

AB	32
R	4
H	8
RBI	4
BB	8
SO	6
LOB	19

WP: 0	PA: 40
PB: 0	
SB: 3	
CS: 1	

PITCHER		IP	WLS	BF	H	R	ER	SO	BB	IBB	HBP	BLK	WP	HR	S	P	ERA	WHIP
Jackie Brown, R ERA: 3.63	(1, 1)	2.1	L	13	4	4	4	3	2	0	0	0	0	1	17	25	15.43	2.571
Jeff Terpko, R ERA: 4.91	(3, 1)	2.2		10	3	0	0	2	1	0	0	0	0	0	13	17	0.00	1.500
Dan Warthen, L ERA: 3.38	(6, 1)	2.0		9	0	0	0	0	4	0	0	0	0	0	5	21	0.00	2.000
Joe Kerrigan, R ERA: 1.08	(8, 1)	2.0		8	1	0	0	1	1	0	0	0	0	0	9	13	0.00	1.000

PITCHER	IP	WLS	BF	H	R	ER	SO	BB	IBB	HBP	BLK	WP	HR	S	P	ERA	WHIP

BOTTOM

San Francisco Giants @ Montreal Expos

Olympic Stadium, Montreal, QB

Sat Apr 23 1977, 3:33 AM EST

Att. 19,377 - Unknown

livebaseballscorecards.com

Batter	1	2	3	4	5	6	7	8	9	AB	R	H	RBI	BB	SO	LOB
Dave Cash, R (1, 4) OBP: 0.418, SLG: 0.460	F8		2B		4-3		FC6 1-2f			4	0	1	0	0	0	1
Tim Foli, R (1, 6) OBP: 0.170, SLG: 0.283	2B		F2			F9		2B		4	0	2	0	0	0	1
Ellis Valentine, R (1, 9) OBP: 0.333, SLG: 0.587	F3		F8			1B		2-3 1B		4	0	2	0	0	0	2
Tony Perez, R (1, 3) OBP: 0.275, SLG: 0.468	K			6-3		F9		SF9 3-H		3	0	0	1	0	1	2
Larry Parrish, R (1, 5) OBP: 0.280, SLG: 0.255		F9		F4		F3		1-3 1B		4	0	1	0	0	0	1
Warren Cromartie, L (1, 7) OBP: 0.333, SLG: 0.489		F8		2B			F7	F7		4	0	1	0	0	0	1
Gary Carter, R (1, 2) OBP: 0.438, SLG: 0.725		FC5-4 BB		6-3			F5		K	3	0	0	0	1	1	1
Andre Dawson, R (1, 8) OBP: 0.265, SLG: 0.244		FC5-4 1-2f			F2		1B 2B		G3	4	1	1	0	0	0	1
Jackie Brown, R (1, 1)			K		K		FC6 2-H 1B		K	0	0	0	0	0	0	0
Jeff Terpko, R (3, 1)										1	0	0	0	0	1	0
Mike Jorgensen, L (5, PH)										1	0	0	0	0	1	0
Dan Warthen, S (6, 1)										0	0	0	0	0	0	0
Jose Morales, R (7, PH) OBP: 0.250, SLG: 0.250										1	0	1	1	0	0	0
Joe Kerrigan, R (8, 1)										0	0	0	0	0	0	0
Wayne Garrett, L (9, PH)										1	0	0	0	0	1	0
Inning Stats	R: 0 E: 0 K: 1 S: 6 H: 1 LOB: 1 BB: 0 P: 6	R: 0 E: 0 K: 0 S: 3 H: 0 LOB: 1 BB: 1 P: 7	R: 0 E: 0 K: 1 S: 6 H: 1 LOB: 1 BB: 0 P: 6	R: 0 E: 0 K: 0 S: 4 H: 1 LOB: 1 BB: 0 P: 4	R: 0 E: 0 K: 1 S: 5 H: 0 LOB: 0 BB: 0 P: 5	R: 0 E: 0 K: 0 S: 4 H: 1 LOB: 1 BB: 0 P: 4	R: 1 E: 0 K: 0 S: 5 H: 2 LOB: 1 BB: 0 P: 5	R: 1 E: 0 K: 0 S: 5 H: 3 LOB: 1 BB: 0 P: 5	R: 0 E: 0 K: 2 S: 7 H: 0 LOB: 0 BB: 0 P: 7	1B: 4 2B: 5 3B: 0 HR: 0	SF: 1 SAC: 0 DP: 0 HBP: 0						

PITCHER	IP	WLS	BF	H	R	ER	SO	BB	IBB	HBP	BLK	WP	HR	S	P	ERA	WHIP
John Montefusco, R (1, 1) ERA: 2.1	9.0	W	36	9	2	2	5	1	0	0	0	0	0	45	49	2.00	1.111

PITCHER	IP	WLS	BF	H	R	ER	SO	BB	IBB	HBP	BLK	WP	HR	S	P	ERA	WHIP

AB	34
R	1
H	9
RBI	2
BB	1
SO	5
LOB	10

WP: 0 PA: 36
PB: 0
SB: 0
CS: 0

Batter	1	2	3	4	5	6	7	8	9	AB	R	H	RBI	BB	SO	LOB
Derrel Thomas, S (1, 6) OBP: 0.333, SLG: 0.296	1-3 4-3 1B		F7	S 1-3 2-H 1B		1-3			SF8 1B 1-2 1B	5	0	3	1	0	0	1
Rob Andrews, R (1, 4) OBP: 0.300, SLG: 0.250	4-3 1-2		4-3	5-3 1-2			F8		SF8 1-2 2-3 1B	5	0	1	0	0	0	3
Bill Madlock, R (1, 5) OBP: 0.333, SLG: 0.458	1-3 2-3			HR 1B	G3-6-3 1B		5-3		SF8 1-2 2-3 3-H	4	1	2	1	0	0	1
Darrell Evans, L (1, 7) (8, 3) OBP: 0.438, SLG: 0.548	6-3			F5	F8		G3		IBB	4	0	0	0	1	0	3
Willie McCovey, L (1, 3) OBP: 0.368, SLG: 0.627 Gary Lavelle, S (8, 1)		F9		1-H HR	G3-6-3 1-2f			F4	G3	4 1	1 0	1 0	2 0	0 0	0 0	1 3
Jack Clark, R (1, 9) OBP: 0.316, SLG: 0.405		4-3		F9		E BB 5-3 1B		F8		4	1	1	0	0	0	0
Gary Thomasson, L (1, 8) OBP: 0.422, SLG: 0.553 (8, 7)		BBB 4-0 FC6-4 BB		BBB 4-0 1B BB		BBB 4-0 5-3 E 1-2 BB		F8		1	1	0	0	3	0	0
Marc Hill, R (1, 2) OBP: 0.382, SLG: 0.375 Johnnie LeMaster, R (9, PR) OBP: 0.176, SLG: 0.125 Mike Sadek, R (9, 2) OBP: 0.278, SLG: 0.188		FC6-4 1-2f		1B 1-2 1B		F8 1-2 2-3			FC2-6 1B	4 0 0	1 0 0	2 0 0	0 0 0	0 0 0	0 0 0	3 0 0
Jim Barr, R (1, 1) OBP: 0.167, SLG: 0.167 Larry Herndon, R (8, 8) OBP: 0.273, SLG: 0.500			F2	1B 1-2 2-H 1B		5-3 2-3 3-H			FC2-6 1B 1B 1-2f SF8	3 1	0 1	1 0	2 0	0 0	0 0	1 1
Inning Stats	R: 0 H: 1 E: 0 LOB: 1 K: 0 BB: 0 S: 4 P: 4	R: 0 H: 0 E: 0 LOB: 1 K: 0 BB: 1 S: 3 P: 7	R: 0 H: 0 E: 0 LOB: 0 K: 0 BB: 0 S: 3 P: 3	R: 4 H: 5 E: 0 LOB: 2 K: 0 BB: 1 S: 8 P: 12	R: 0 H: 1 E: 0 LOB: 0 K: 0 BB: 0 S: 3 P: 3	R: 1 H: 1 E: 1 LOB: 1 K: 0 BB: 1 S: 4 P: 8	R: 0 H: 0 E: 0 LOB: 0 K: 0 BB: 0 S: 3 P: 3	R: 0 H: 0 E: 0 LOB: 0 K: 0 BB: 0 S: 3 P: 3	R: 1 H: 3 E: 0 LOB: 3 K: 0 BB: 1 S: 6 P: 10	1B: 10 SF: 1 2B: 0 SAC: 0 3B: 0 DP: 1 HR: 1 HBP: 0						

PITCHER	IP	WLS	BF	H	R	ER	SO	BB	IBB	HBP	BLK	WP	HR	S	P	ERA	WHIP
Don Stanhouse, R (1, 1) ERA: 5.14	5.0	L	25	8	5	4	0	3	0	0	0	0	1	22	34	7.20	2.200
Bill Atkinson, R (6, 1) ERA:	1.0		3	0	0	0	0	0	0	0	0	0	0	3	3	0.00	0.000
Will McEnaney, L (7, 1) ERA: 4.38	3.0		13	3	1	1	0	0	1	0	0	0	0	12	16	3.00	1.000

PITCHER	IP	WLS	BF	H	R	ER	SO	BB	IBB	HBP	BLK	WP	HR	S	P	ERA	WHIP

TOP

San Francisco Giants @ Montreal Expos

Olympic Stadium, Montreal, QB

Sun Apr 24 1977, 3:33 AM EDT

Att. 16,836 - Unknown

livebaseballscorecards.com

AB	36
R	6
H	11
RBI	6
BB	4
SO	0
LOB	17

Batter	1	2	3	4	5	6	7	8	9	AB	R	H	RBI	BB	SO	LOB
Dave Cash, R (1, 4) OBP: 0.400, SLG: 0.436	F8	5-3			F9		1-3		E9 1-H SF9 1B	5	1	1	0	0	0	2
Tim Foli, R (1, 6) OBP: 0.172, SG: 0.298	5-3		2B		1-3		6-3		SF9 3-H	4	0	1	1	0	0	0
Warren Cromartie, L (1, 7) OBP: 0.321, SLG: 0.481	2B 2B		1-3		F7		1-3		1-3	5	1	1	0	0	0	1
Tony Perez, R (1, 3) OBP: 0.291, SLG: 0.490	2-H 2B		FC1-5-4 2-			1B 2B 1B		6-3		4	1	2	1	0	0	1
Larry Parrish, R (1, 5) OBP: 0.296, SLG: 0.275	F9		F8			2B 1-2 SF9 1B		1B		4	1	2	0	0	0	2
Del Unser, L (1, 9) OBP: 0.333, SLG: 0.400 Sam Mejias, R (8, PH) (9, 9)		F7	BB FC5-4			SF9 1-3 2-H 2B		F9		2 1	0 0	1 0	1 0	1 0	0 0	0 1
Gary Carter, R (1, 2) OBP: 0.423, SLG: 0.674		BB 1B	F7			F2		4-3		3	0	0	0	1	0	4
Andre Dawson, R (1, 8) OBP: 0.264, SLG: 0.250		F6	FC5-4 1-2f			SF9 2-3 3-H			E 1B 1B	3	1	1	1	0	0	2
Don Stanhouse, R (1, 1) OBP: 0.500, SLG: 0.429 Bill Atkinson, L (6, 1) OBP: 1.000, SLG: 1.000 Jose Morales, R (6, PH) OBP: 0.200, SLG: 0.200 Will McEnaney, L (7, 1) Barry Foote, R (9, PH)	1-2 1B					F8			F9	2 0 1 0 1	0 0 0 0 0	1 0 0 0 0	0 0 0 0 0	0 0 0 0 0	0 0 0 0 0	1 0 1 0 1
Inning Stats	R: 1 H: 2 E: 0 LOB: 1 K: 0 BB: 0 S: 5 P: 5	R: 0 H: 1 E: 0 LOB: 2 K: 0 BB: 1 S: 4 P: 8	R: 0 H: 1 E: 0 LOB: 1 K: 0 BB: 0 S: 4 P: 4	R: 0 H: 0 E: 0 LOB: 1 K: 0 BB: 1 S: 3 P: 7	R: 0 H: 0 E: 0 LOB: 0 K: 0 BB: 0 S: 3 P: 3	R: 2 H: 3 E: 0 LOB: 1 K: 0 BB: 0 S: 6 P: 6	R: 0 H: 0 E: 0 LOB: 0 K: 0 BB: 0 S: 3 P: 3	R: 0 H: 1 E: 0 LOB: 1 K: 0 BB: 0 S: 4 P: 4	R: 2 H: 2 E: 1 LOB: 0 K: 0 BB: 0 S: 5 P: 5	1B: 6 SF: 2 2B: 4 SAC: 0 3B: 0 DP: 0 HR: 0 HBP: 0						

PITCHER		IP	WLS	BF	H	R	ER	SO	BB	IBB	HBP	BLK	WP	HR	S	P	ERA	WHIP
Jim Barr, R ERA: 4.88	(1, 1)	7.1	W	32	8	3	3	0	2	0	0	0	0	0	30	38	3.68	1.364
Gary Lavelle, L ERA: 1.0	(8, 1)	1.2	S	7	2	2	0	0	0	0	0	0	0	0	7	7	0.00	1.200

PITCHER	IP	WLS	BF	H	R	ER	SO	BB	IBB	HBP	BLK	WP	HR	S	P	ERA	WHIP

BOTTOM

San Francisco Giants @ Montreal Expos

Olympic Stadium, Montreal, QB

Sun Apr 24 1977, 3:33 AM EDT

Att. 16,836 - Unknown

livebaseballscorecards.com

AB	35
R	5
H	10
RBI	4
BB	2
SO	0
LOB	16

Montreal Expos @ New York Mets

Shea Stadium, Flushing, NY

Wed Apr 27 1977, 7:05 PM EDT

Att. 7,441 - Unknown

TOP

livebaseballscorecards.com

Batter	1	2	3	4	5	6	7	8	9	AB	R	H	RBI	BB	SO	LOB
Dave Cash, R (1, 4) OBP: 0.391, SLG: 0.424	SH5-3 1B		5-3		6-3			F9		4	0	1	0	0	0	1
Pepe Frias, R (1, 6)	SH5-3 1-2		E3 HR 2-H		F9			K		3	1	0	0	0	1	0
Ellis Valentine, R (1, 9) OBP: 0.345, SLG: 0.640	6-3		HR 1-H			6-3		1B		4	1	2	2	0	0	1
Tony Perez, R (1, 3) OBP: 0.271, SLG: 0.455	K		F8			K		5-3		4	0	0	0	0	2	2
Larry Parrish, R (1, 5) OBP: 0.276, SLG: 0.255		F8		F8		4-3			4-3	4	0	0	0	0	0	0
Gary Carter, R (1, 2) OBP: 0.393, SLG: 0.617		K		5-3			F9		K	4	0	0	0	0	2	0
Warren Cromartie, L (1, 7) OBP: 0.316, SLG: 0.464		G3		FC5-4 1B			6-3		F8	4	0	1	0	0	0	0
Andre Dawson, R (1, 8) OBP: 0.286, SLG: 0.260			SH5-4 E 1B	FC5-4 1-2f			BB			2	1	1	0	1	0	1
Steve Rogers, R (1, 1)			SH5-4 1-2		P3		F9			2	0	0	0	0	0	1

	AB	31
	R	3
	H	5
	RBI	2
	BB	1
	SO	5
	LOB	6

Inning Stats									
	R: 0 E: 0 K: 1 S: 6	H: 1 LOB: 1 BB: 0 P: 6	R: 0 E: 0 K: 1 S: 5	H: 0 LOB: 0 BB: 0 P: 5	R: 3 E: 1 K: 0 S: 6	H: 2 LOB: 0 BB: 0 P: 6	R: 0 E: 0 K: 0 S: 4	H: 1 LOB: 1 BB: 0 P: 4	R: 0 E: 0 K: 0 S: 3	H: 0 LOB: 0 BB: 0 P: 3
	R: 0 E: 0 K: 1 S: 5	H: 0 LOB: 0 BB: 0 P: 5	R: 0 E: 0 K: 0 S: 3	H: 0 LOB: 1 BB: 1 P: 7	R: 0 E: 0 K: 1 S: 6	H: 1 LOB: 1 BB: 0 P: 6	R: 0 E: 0 K: 1 S: 5	H: 0 LOB: 0 BB: 0 P: 5		

	1B: 4	SF: 0
	2B: 0	SAC: 2
	3B: 0	DP: 0
	HR: 1	HBP: 0

	WP: 0	PA: 34
	PB: 0	
	SB: 0	
	CS: 0	

PITCHER		IP	WLS	BF	H	R	ER	SO	BB	IBB	HBP	BLK	WP	HR	S	P	ERA	WHIP
Jerry Koosman, L ERA: 2.73	(1, 1)	8.0	L	31	5	3	0	4	1	0	0	0	0	1	38	42	0.00	0.750
Nino Espinosa, R ERA: 2.66	(9, 1)	1.0		3	0	0	0	1	0	0	0	0	0	0	5	5	0.00	0.000

PITCHER		IP	WLS	BF	H	R	ER	SO	BB	IBB	HBP	BLK	WP	HR	S	P	ERA	WHIP

Batter	1	2	3	4	5	6	7	8	9	AB	R	H	RBI	BB	SO	LOB
Lee Mazzilli, S (1, 8) OBP: 0.317, SLG: 0.222	K		4-3		4-3			4-3		4	0	0	0	0	1	0
Felix Millan, R (1, 4) OBP: 0.268, SLG: 0.283	1B 2B		E 1B			6-3		BB 1B		4	1	3	0	0	0	0
Bruce Boisclair, L (1, 7) OBP: 0.406, SLG: 0.536	K		K 1-2			K		1-2 BB		3	0	0	0	1	3	2
Dave Kingman, R (1, 3) OBP: 0.333, SLG: 0.525	S 2-H 1B		K			F7		P6		4	0	1	1	0	1	3
Ed Kranepool, L (1, 9) OBP: 0.327, SLG: 0.531	6-3 1-2			1-3			3-1		6-3	4	0	0	0	0	0	1
John Stearns, R (1, 2) OBP: 0.250, SLG: 0.289		BB		G4-3 BB			K		1-3	2	0	0	0	2	1	0
Roy Staiger, R (1, 5) OBP: 0.267, SLG: 0.333		K		G4-3 1-2f			1B		E 2B	4	1	2	0	0	1	2
Bud Harrelson, S (1, 6) OBP: 0.220, SLG: 0.111		F5			F7		F2		E3 2-H	2	0	0	0	0	0	1
Mike Phillips, L (7, PH) OBP: 0.208, SLG: 0.217 (8, 6)										2	0	0	0	0	0	1
Jerry Koosman, R (1, 1) OBP: 0.091, SLG: 0.100		K			3-1			F7	K	2	0	0	0	0	1	1
John Milner, L (8, PH) OBP: 0.200, SLG: 0.348										1	0	0	0	0	0	0
Nino Espinosa, R (9, 1)										0	0	0	0	0	0	0
Joe Torre, R (9, PH) OBP: 0.333, SLG: 0.571										1	0	0	0	0	1	1
Inning Stats	R: 1 E: 0 K: 2 S: 9 H: 2 LOB: 1 BB: 0 P: 9	R: 0 E: 0 K: 2 S: 7 H: 0 LOB: 1 BB: 1 P: 11	R: 0 E: 1 K: 2 S: 8 H: 1 LOB: 1 BB: 0 P: 8	R: 0 E: 0 K: 0 S: 2 H: 0 LOB: 0 BB: 1 P: 6	R: 0 E: 0 K: 0 S: 3 H: 0 LOB: 0 BB: 0 P: 3	R: 0 E: 0 K: 1 S: 5 H: 0 LOB: 0 BB: 0 P: 5	R: 0 E: 0 K: 1 S: 6 H: 1 LOB: 1 BB: 0 P: 6	R: 0 E: 0 K: 0 S: 4 H: 1 LOB: 2 BB: 1 P: 8	R: 1 E: 1 K: 1 S: 7 H: 1 LOB: 1 BB: 0 P: 7	1B: 4 2B: 2 3B: 0 HR: 0	SF: 0 SAC: 0 DP: 1 HBP: 0						

PITCHER	IP	WLS	BF	H	R	ER	SO	BB	IBB	HBP	BLK	WP	HR	S	P	ERA	WHIP
Steve Rogers, R (1, 1) ERA: 1.26	9.0	W	36	6	2	1	9	3	0	0	0	0	0	51	63	1.00	1.000

PITCHER	IP	WLS	BF	H	R	ER	SO	BB	IBB	HBP	BLK	WP	HR	S	P	ERA	WHIP

BOTTOM

Montreal Expos @ New York Mets

Shea Stadium, Flushing, NY

Wed Apr 27 1977, 7:05 PM EDT

Att. 7,441 - Unknown

livebaseballscorecards.com

AB	33
R	2
H	6
RBI	1
BB	3
SO	9
LOB	12

1B: 4	SF: 0	WP: 0	PA: 36
2B: 2	SAC: 0	PB: 0	
3B: 0	DP: 1	SB: 1	
HR: 0	HBP: 0	CS: 0	

Montreal Expos @ Los Angeles Dodgers

Dodger Stadium, Los Angeles, CA

Fri Apr 29 1977, 7:05 PM PDT

Att. 52,645 - Unknown

livebaseballscorecards.com

TOP

Batter	1	2	3	4	5	6	7	8	9	AB	R	H	RBI	BB	SO	LOB
Dave Cash, R (1, 4) OBP: 0.382, SLG: 0.413	6-3		6-3		1-2 1B			1-2 4-3		4	0	1	0	0	0	1
Chris Speier, R (1, 6) OBP: 0.238, SLG: 0.286	6-3		G6-4-3 1B		4-3			2-3 1B		4	0	2	0	0	0	2
Ellis Valentine, R (1, 9) OBP: 0.351, SLG: 0.635	1B 1B		G6-4-3 1-2f			K		K		2	0	1	0	0	0	1
Sam Mejias, R (5, 8)										2	0	0	0	0	2	2
Tony Perez, R (1, 3) OBP: 0.286, SLG: 0.458	1-2 1B			G6-4-3 1B		K		K		4	0	2	0	0	2	2
Larry Parrish, R (1, 5) OBP: 0.262, SLG: 0.241	G3			G6-4-3 1-2f		6-3			F9	3	0	0	0	0	0	3
Pete Mackanin, R (6, 5)										1	0	0	0	0	0	0
Gary Carter, R (1, 2) OBP: 0.383, SLG: 0.608		K		K			K		2B	4	0	1	0	0	3	0
Warren Cromartie, L (1, 7) OBP: 0.311, SLG: 0.450		1-3 1B			G3		K		F8	4	0	1	0	0	1	1
(5, 9)																
Andre Dawson, R (1, 8) OBP: 0.267, SLG: 0.241		1-3 1-2			K		5-3		K	4	0	0	0	0	2	2
(5, 7)																
Don Stanhouse, R (1, 1) OBP: 0.500, SLG: 0.444		6-3			1B 1B			1B 4-3		2	0	1	0	0	0	1
Pepe Frias, R (8, PH) OBP: 0.200, SLG: 0.200										1	0	1	0	0	0	0
Joe Kerrigan, R (8, 1)										0	0	0	0	0	0	0
Inning Stats	R: 0 E: 0 K: 0 S: 5 H: 2 LOB: 2 BB: 0 P: 5	R: 0 E: 0 K: 1 S: 6 H: 1 LOB: 1 BB: 0 P: 6	R: 0 E: 0 K: 0 S: 3 H: 1 LOB: 0 BB: 0 P: 3	R: 0 E: 0 K: 1 S: 5 H: 1 LOB: 0 BB: 0 P: 5	R: 0 E: 0 K: 1 S: 7 H: 2 LOB: 2 BB: 0 P: 7	R: 0 E: 0 K: 2 S: 7 H: 0 LOB: 0 BB: 0 P: 7	R: 0 E: 0 K: 2 S: 7 H: 0 LOB: 0 BB: 0 P: 7	R: 0 E: 0 K: 2 S: 9 H: 2 LOB: 2 BB: 0 P: 9	R: 0 E: 0 K: 1 S: 6 H: 1 LOB: 1 BB: 0 P: 6	1B: 9 2B: 1 3B: 0 HR: 0	SF: 0 SAC: 0 DP: 2 HBP: 0						

	AB	35
	R	0
	H	10
	RBI	0
	BB	0
	SO	10
	LOB	15

WP: 0 PB: 0 SB: 0 CS: 0 PA: 35

PITCHER		IP	WLS	BF	H	R	ER	SO	BB	IBB	HBP	BLK	WP	HR	S	P	ERA	WHIP
Tommy John, L ERA: 5.82	(1, 1)	7.2	W	30	9	0	0	8	0	0	0	0	0	0	46	46	0.00	1.174
Charlie Hough, R ERA: 1.67	(8, 1)	1.1	S	5	1	0	0	2	0	0	0	0	0	0	9	9	0.00	0.750

PITCHER	IP	WLS	BF	H	R	ER	SO	BB	IBB	HBP	BLK	WP	HR	S	P	ERA	WHIP

Montreal Expos @ Los Angeles Dodgers

Dodger Stadium, Los Angeles, CA

Fri Apr 29 1977, 7:05 PM PDT

Att. 52,645 - Unknown

BOTTOM

livebaseballscorecards.com

Batter	1	2	3	4	5	6	7	8	9	AB	R	H	RBI	BB	SO	LOB
Davey Lopes, R (1, 4) OBP: 0.380, SLG: 0.405	B B B 4-0 SH5-3 S BB		x 0-0 ② F7		x 0-0 ① F9	x 0-0 ③ F2		x 0-0 ① 4-3 1-2		4	0	0	0	1	0	5
Bill Russell, R (1, 6) OBP: 0.330, SLG: 0.400	x 0-0 ① SH5-3 1-3		x 0-0 1-2 1B		x 0-0 1B FC6-4 2B		x 0-0 ① 6-3	x 0-0 2-3 3-H 1B		4	1	3	1	0	0	0
Reggie Smith, S (1, 9) OBP: 0.468, SLG: 0.639 John Hale, L (3, 9) OBP: 0.333, SLG: 0.375	x 0-0 ② F5		0-0 ③ PO 2-3	x 0-0 WP 1B 2B	x 0-0 FC6-4 2-3 1B		x 0-0 2B 1B	x 0-0 ② SF9 3-H		1 3	0 1	0 3	0 1	0 0	0 0	1 0
Ron Cey, R (1, 5) OBP: 0.533, SLG: 0.859	x 0-0 ③ 5-3			B B B 4-0 1B 2-3 BB	x 0-0 ② FC6-4 1-2f 3-H		x 0-0 ② F9	x 0-0 ③ 6-3		4	0	0	1	1	0	4
Steve Garvey, R (1, 3) OBP: 0.294, SLG: 0.543		S S S 0-3 ① K		S S S 0-3 ① K	x 0-0 ③ F8		x 0-0 FC5 1-3 2B			4	0	1	0	0	2	3
Rick Monday, L (1, 8) OBP: 0.405, SLG: 0.471		S S S 0-3 ② K		x 0-0 1-3 3-H 1B		x 0-0 ① 1-3 | 4-0 IBB			3	0	1	1	1	1	0
Dusty Baker Jr., R (1, 7) OBP: 0.351, SLG: 0.446 Charlie Hough, R (8, 1) OBP: 0.250, SLG: 0.571	x 0-0 ③ 4-3		x 0-0 ② 6-3		B B B 4-0 1B BB	x 0-0 ③ FC5 2-3f				3 0	0 0	0 0	0 0	1 0	0 0	5 0
Johnny Oates, L (1, 2) OBP: 0.400, SLG: 0.308			S S S 0-3 ① K | 4-0 IBB		x 0-0 SH1-3 1-3 1B			x 0-0 1B 1B 1B		3	1	2	0	1	1	0
Tommy John, R (1, 1) OBP: 0.167, SLG: 0.167 Lee Lacy, R (8, 7) OBP: 0.417, SLG: 0.750			S S S 0-3 K PO 1B	x 0-0 ③ 5-3	x 0-0 ② SH1-3 1-2			x 0-0 1B 4-3 1-3 SF9 1B		2 1	0 1	0 1	0 0	0 0	1 0	3 0
Inning Stats	R: 0 E: 0 K: 0 S: 3 H: 0 LOB: 1 BB: 1 P: 7	R: 0 E: 0 K: 2 S: 7 H: 0 LOB: 0 BB: 0 P: 7	R: 0 E: 0 K: 2 S: 8 H: 1 LOB: 1 BB: 0 P: 8	R: 1 E: 0 K: 1 S: 7 H: 2 LOB: 3 BB: 2 P: 15	R: 1 E: 0 K: 0 S: 5 H: 2 LOB: 1 BB: 0 P: 5	R: 0 E: 0 K: 0 S: 4 H: 1 LOB: 2 BB: 1 P: 8	R: 0 E: 0 K: 0 S: 5 H: 2 LOB: 3 BB: 1 P: 9	R: 2 E: 0 K: 0 S: 6 H: 3 LOB: 1 BB: 0 P: 6		1B: 8 2B: 3 3B: 0 HR: 0	SF: 1 SAC: 2 DP: 0 HBP: 0					

	AB	32
	R	4
	H	11
	RBI	4
	BB	5
	SO	5
	LOB	21

WP: 1 PB: 1 SB: 1 CS: 0 PA: 41

PITCHER	IP	WLS	BF	H	R	ER	SO	BB	IBB	HBP	BLK	WP	HR	S	P	ERA	WHIP
Don Stanhouse, R (1, 1) ERA: 4.5	7.0	L	34	8	2	2	5	3	2	0	0	1	0	39	59	2.57	1.571
Joe Kerrigan, R (8, 1) ERA: 2.89	1.0		6	3	2	2	0	0	0	0	0	0	0	6	6	18.00	3.000

PITCHER	IP	WLS	BF	H	R	ER	SO	BB	IBB	HBP	BLK	WP	HR	S	P	ERA	WHIP

Batter	1	2	3	4	5	6	7	8	9	AB	R	H	RBI	BB	SO	LOB
Dave Cash, R (1, 4) OBP: 0.389, SLG: 0.433	4-3 1B		6-3 2B 3-H		5-3			4-3		4	1	2	1	0	0	1
Chris Speier, R (1, 6) OBP: 0.200, SLG: 0.240	4-3 1-H		6-3 2-3			6-3		F8		4	0	0	1	0	0	1
Warren Cromartie, L (1, 9) OBP: 0.308, SLG: 0.453	F5		4-3			F7			HR 2B	4	1	1	0	0	0	1
Tony Perez, R (1, 3) OBP: 0.299, SLG: 0.508	1-3			G4-3 1B		4-3			2-H HR	4	1	2	2	0	0	0
Larry Parrish, R (1, 5) OBP: 0.246, SLG: 0.226		6-3		K			F8		F8	4	0	0	0	0	1	1
Del Unser, L (1, 8) OBP: 0.200, SLG: 0.222		F8		G4-3 1-2f			6-3		2-3	4	0	0	0	0	0	1
Gary Carter, R (1, 2) OBP: 0.406, SLG: 0.618		K			SH1-3 1B		1B		FC6-4 1B	4	0	3	0	0	1	0
Andre Dawson, R (1, 7) OBP: 0.270, SLG: 0.263			SH5-3 2B 2B		SH1-3 1-2		P5		FC6-4 1-2f	3	1	1	0	0	0	2
Gerry Hannahs, L (1, 1)					K			G3		1	0	0	0	0	1	1
Mike Jorgensen, L (8, PH)										1	0	0	0	0	0	0
Will McEnaney, L (8, 1)										0	0	0	0	0	0	0
Inning Stats	R: 1 E: 0 K: 0 S: 4 H: 1 LOB: 0 BB: 0 P: 4	R: 0 E: 0 K: 1 S: 5 H: 0 LOB: 0 BB: 0 P: 5	R: 1 E: 0 K: 0 S: 5 H: 2 LOB: 0 BB: 0 P: 5	R: 0 E: 0 K: 1 S: 5 H: 1 LOB: 0 BB: 0 P: 5	R: 0 E: 0 K: 1 S: 6 H: 1 LOB: 1 BB: 0 P: 6	R: 0 E: 0 K: 0 S: 3 H: 0 LOB: 0 BB: 0 P: 3	R: 0 E: 0 K: 0 S: 4 H: 1 LOB: 1 BB: 0 P: 4	R: 0 E: 0 K: 0 S: 3 H: 0 LOB: 0 BB: 0 P: 3	R: 2 E: 0 K: 0 S: 6 H: 3 LOB: 1 BB: 0 P: 6	1B: 5 2B: 3 3B: 0 HR: 1 SF: 0 SAC: 2 DP: 1 HBP: 0	WP: 0 PB: 0 SB: 1 CS: 0 PA: 35					

PITCHER	IP	WLS	BF	H	R	ER	SO	BB	IBB	HBP	BLK	WP	HR	S	P	ERA	WHIP
Rick Rhoden, R (1, 1) ERA: 4.85	8.0	W	31	8	4	3	3	0	0	0	0	0	1	37	37	3.38	1.000
Charlie Hough, R (9, 1) ERA: 1.61	1.0	S	4	1	0	0	0	0	0	0	0	0	0	4	4	0.00	1.000

PITCHER	IP	WLS	BF	H	R	ER	SO	BB	IBB	HBP	BLK	WP	HR	S	P	ERA	WHIP

TOP

Montreal Expos @ Los Angeles Dodgers

Dodger Stadium, Los Angeles, CA

Sat Apr 30 1977, 7:05 PM PDT

Att. 45,024 - Unknown

livebaseballscorecards.com

AB	33
R	4
H	9
RBI	4
BB	0
SO	3
LOB	8

Batter	1	2	3	4	5	6	7	8	9	AB	R	H	RBI	BB	SO	LOB
Davey Lopes, R (1, 4) OBP: 0.385, SLG: 0.410	E 1B 1B		CS 1B		F9	FC6-4 1-2f				4	1	2	0	0	0	1
Bill Russell, R (1, 6) OBP: 0.337, SLG: 0.415	CS 1B 1-H		F8 1-2		E 1B 2B		5-3			4	1	2	1	0	0	1
Lee Lacy, R (1, 9) OBP: 0.375, SLG: 0.688 (8, 7)	F2 1-2			WP FC5-4-2 2B	E5 BB 1B 2-3		4-3			4	1	1	0	0	0	2
Ron Cey, R (1, 5) OBP: 0.543, SLG: 0.890	K			4-0 FC5-4-2 BB 2-3	4-0 1B BB 1-2		HR			2	1	1	1	2	1	0
Steve Garvey, R (1, 3) OBP: 0.281, SLG: 0.518		F8		FC5-4-2 WP E E 1-2 3-H	P6		5-3			4	1	0	0	0	0	5
Rick Monday, L (1, 8) OBP: 0.398, SLG: 0.458		F7		E6 E WP 1B 1-2	1-3 2-H 3-H 1B			K		4	1	1	2	0	1	1
Dusty Baker Jr., R (1, 7) OBP: 0.351, SLG: 0.441 John Hale, L (8, 9) OBP: 0.316, SLG: 0.353	1B			E6 1B 1-3 2-H		P4		K		3 1	0 0	1 0	0 0	0 0	0 1	1 0
Steve Yeager, R (1, 2) OBP: 0.486, SLG: 0.632		5-3		1B 3-H		1-3		1B		4	0	2	1	0	0	1
Rick Rhoden, R (1, 1) OBP: 0.231, SLG: 0.308 Charlie Hough, R (9, 1) OBP: 0.250, SLG: 0.571			6-3	3-1		FC6-4 1B		2-3		4 0	0 0	1 0	0 0	0 0	0 0	3 0
Inning Stats	R: 1 E: 1 K: 1 S: 6 H: 2 LOB: 0 BB: 0 P: 6	R: 0 E: 0 K: 0 S: 4 H: 1 LOB: 1 BB: 0 P: 4	R: 0 E: 0 K: 0 S: 3 H: 1 LOB: 0 BB: 0 P: 3	R: 2 E: 2 K: 0 S: 6 H: 2 LOB: 2 BB: 1 P: 10	R: 2 E: 1 K: 0 S: 5 H: 2 LOB: 1 BB: 1 P: 9	R: 0 E: 0 K: 0 S: 4 H: 1 LOB: 1 BB: 0 P: 4	R: 1 E: 0 K: 0 S: 4 H: 1 LOB: 0 BB: 0 P: 4	R: 0 E: 0 K: 2 S: 8 H: 1 LOB: 1 BB: 0 P: 8		1B: 8 2B: 3 3B: 0 HR: 1 SF: 0 SAC: 0 DP: 1 HBP: 0						

PITCHER		IP	WLS	BF	H	R	ER	SO	BB	IBB	HBP	BLK	WP	HR	S	P	ERA	WHIP
Gerry Hannahs, L ERA: 3.86	(1, 1)	7.0	L	32	10	6	1	1	2	0	0	0	2	1	32	40	1.29	1.714
Will McEnaney, L ERA: 4.05	(8, 1)	1.0		4	1	0	0	2	0	0	0	0	0	0	8	8	0.00	1.000

PITCHER	IP	WLS	BF	H	R	ER	SO	BB	IBB	HBP	BLK	WP	HR	S	P	ERA	WHIP

BOTTOM

Montreal Expos @ Los Angeles Dodgers

Dodger Stadium, Los Angeles, CA

Sat Apr 30 1977, 7:05 PM PDT

Att. 45,024 - Unknown

livebaseballscorecards.com

AB	34
R	6
H	11
RBI	5
BB	2
SO	3
LOB	15

Batter	1	2	3	4	5	6	7	8	9	AB	R	H	RBI	BB	SO	LOB
Dave Cash, R (1, 4) OBP: 0.364, SLG: 0.403	1-3			K	1-5-3		6-3		4-3	5	0	0	0	0	1	2
Chris Speier, R (1, 6) OBP: 0.241, SLG: 0.345	6-3			G4-6-3 1B		HR 3B		6-3		4	1	2	0	0	0	0
Warren Cromartie, L (1, 9) OBP: 0.304, SLG: 0.441	4-3			G4-6-3 1-2f		K		F8 BB 1B		4	0	1	0	0	1	2
Tony Perez, R (1, 3) OBP: 0.338, SLG: 0.523		G5-4-3 1B			4-3 S SH5-3 1B	S HR IBB		FC6-4 1-2 BB		2	2	2	0	2	0	0
Larry Parrish, R (1, 5) OBP: 0.232, SLG: 0.212	G5-4-3 1-2f				4-3 1-3	K 1-2		F8 2-3		4	0	0	0	0	1	6
Del Unser, L (1, 8) OBP: 0.250, SLG: 0.545 Jose Morales, R (8, PH) OBP: 0.167, SLG: 0.167 Sam Mejias, R (8, 8)	G3				SH5-3 3-H	HR 2-H 3-H		FC6-4 1-2f		2 1 0	1 0 0	1 0 0	4 0 0	0 0 0	0 0 0	0 2 0
Gary Carter, R (1, 2) OBP: 0.412, SLG: 0.712		F2			HR	F5			HR	4	2	2	2	0	0	0
Andre Dawson, R (1, 7) OBP: 0.269, SLG: 0.279		6-3			1B 2B		K		6-3	4	0	1	0	0	1	0
Steve Rogers, R (1, 1) OBP: 0.077, SLG: 0.077		6-3			2-3 1B		K		K	4	0	1	0	0	2	0
Inning Stats	R: 0 E: 0 K: 0 S: 3 H: 0 LOB: 0 BB: 0 P: 3	R: 0 E: 0 K: 0 S: 3 H: 1 LOB: 0 BB: 0 P: 3	R: 0 E: 0 K: 0 S: 3 H: 0 LOB: 0 BB: 0 P: 3	R: 0 E: 0 K: 1 S: 5 H: 1 LOB: 0 BB: 0 P: 5	R: 2 E: 0 K: 0 S: 7 H: 4 LOB: 2 BB: 0 P: 7	R: 3 E: 0 K: 2 S: 9 H: 2 LOB: 0 BB: 1 P: 13	R: 0 E: 0 K: 2 S: 7 H: 0 LOB: 0 BB: 0 P: 7	R: 0 E: 0 K: 0 S: 4 H: 1 LOB: 2 BB: 1 P: 8	R: 1 E: 0 K: 1 S: 6 H: 1 LOB: 0 BB: 0 P: 6	1B: 5 2B: 1 3B: 1 HR: 3 SF: 0 SAC: 1 DP: 2 HBP: 0	WP: 0 PB: 0 SB: 2 CS: 0 PA: 37					

PITCHER		IP	WLS	BF	H	R	ER	SO	BB	IBB	HBP	BLK	WP	HR	S	P	ERA	WHIP
Don Sutton, R ERA: 1.42	(1, 1)	5.0		19	6	2	2	1	0	0	0	0	0	1	21	21	3.60	1.200
Elias Sosa, R ERA: 7.71	(6, 1)	2.2	L	13	3	3	3	4	1	1	0	0	0	1	19	27	10.12	1.500
Al Downing, L ERA: 2.08	(8, 1)	0.1		1	0	0	0	0	0	0	0	0	0	0	1	1	0.00	0.000
Mike Garman, R ERA: 5.4	(9, 1)	1.0		4	1	1	1	1	0	0	0	0	0	1	6	6	9.00	1.000

PITCHER	IP	WLS	BF	H	R	ER	SO	BB	IBB	HBP	BLK	WP	HR	S	P	ERA	WHIP

TOP

Montreal Expos @ Los Angeles Dodgers

Dodger Stadium, Los Angeles, CA

Sun May 01 1977, 3:33 AM PDT

Att. 35,353 - Unknown

livebaseballscorecards.com

AB	34
R	6
H	10
RBI	6
BB	2
SO	6
LOB	12

Batter	1	2	3	4	5	6	7	8	9	AB	R	H	RBI	BB	SO	LOB
Davey Lopes, R (1, 4) OBP: 0.380, SLG: 0.414	0-0 2B		0-0 6-3		0-0 F8			0-0 F9		4	0	1	0	0	0	2
Bill Russell, R (1, 6) OBP: 0.333, SLG: 0.408	0-0 5-3			0-0 CS 1B		0-0 L5		0-0 F8		4	0	1	0	0	0	2
John Hale, L (1, 9) OBP: 0.318, SLG: 0.316	0-3 K			0-3 K 1-2		4-0 FC6-4 BB		4-0 1-2 BB		2	0	0	0	1	2	2
Reggie Smith, S (8, PH) OBP: 0.474, SLG: 0.639										0	0	0	0	1	0	0
Ted Martinez, R (8, PR)										0	0	0	0	0	0	0
Mike Garman, R (9, 1)										0	0	0	0	0	0	0
Ron Cey, R (1, 5) OBP: 0.520, SLG: 0.844	0-0 F5			0-0 6-3		0-0 FC6-4 1-2f		0-3 K		4	0	0	0	0	1	4
Steve Garvey, R (1, 3) OBP: 0.280, SLG: 0.506		0-0 P4			0-0 G3 2B 1B	0-0 F8			0-0 5-3	4	1	1	0	0	0	1
Rick Monday, L (1, 8) OBP: 0.391, SLG: 0.440		0-3 K			0-0 G3 1-2		0-0 P4		4-0 1B BB	3	0	0	0	1	1	1
Dusty Baker Jr., R (1, 7) OBP: 0.346, SLG: 0.444		0-0 F8			0-0 2B 2-H 2B		0-0 F8		0-0 P3	4	1	1	1	0	0	1
Steve Yeager, R (1, 2) OBP: 0.486, SLG: 0.639			0-0 F7		0-0 2-H 2B		0-0 F2		0-0 1-2 1B	4	0	2	1	0	0	0
Don Sutton, R (1, 1) OBP: 0.214, SLG: 0.083			0-0 F3		0-3 K			0-0 BB 1B	0-3 K	1	0	0	0	0	0	0
Ed Goodson, L (5, PH)										1	0	0	0	0	1	1
Elias Sosa, R (6, 1)										0	0	0	0	0	0	0
Al Downing, R (8, 1)										0	0	0	0	0	0	0
Lee Lacy, R (8, PH) OBP: 0.389, SLG: 0.667										2	0	1	0	0	1	2
(9, 9)																
Inning Stats	R: 0 H: 1 E: 0 LOB: 1 K: 1 BB: 0 S: 6 P: 6	R: 0 H: 0 E: 0 LOB: 0 K: 1 BB: 0 S: 5 P: 5	R: 0 H: 0 E: 0 LOB: 0 K: 0 BB: 0 S: 3 P: 3	R: 0 H: 1 E: 0 LOB: 0 K: 1 BB: 0 S: 5 P: 5	R: 2 H: 3 E: 0 LOB: 1 K: 1 BB: 0 S: 8 P: 8	R: 0 H: 0 E: 0 LOB: 1 K: 0 BB: 1 S: 3 P: 7	R: 0 H: 0 E: 0 LOB: 0 K: 0 BB: 0 S: 3 P: 3	R: 0 H: 1 E: 0 LOB: 2 K: 1 BB: 1 S: 6 P: 10	R: 0 H: 1 E: 0 LOB: 2 K: 1 BB: 1 S: 6 P: 10	1B: 4 SF: 0 2B: 3 SAC: 0 3B: 0 DP: 0 HR: 0 HBP: 0							

PITCHER		IP	WLS	BF	H	R	ER	SO	BB	IBB	HBP	BLK	WP	HR	S	P	ERA	WHIP
Steve Rogers, R ERA: 1.41	(1, 1)	9.0	W	36	7	2	2	6	3	0	0	0	0	0	45	57	2.00	1.111

PITCHER	IP	WLS	BF	H	R	ER	SO	BB	IBB	HBP	BLK	WP	HR	S	P	ERA	WHIP

BOTTOM

Montreal Expos @ Los Angeles Dodgers

Dodger Stadium, Los Angeles, CA

Sun May 01 1977, 3:33 AM PDT

Att. 35,353 - Unknown

livebaseballscorecards.com

AB	33
R	2
H	7
RBI	2
BB	3
SO	6
LOB	16

WP: 0 PA: 36
PB: 0
SB: 0
CS: 1

Batter	1	2	3	4	5	6	7	8	9	AB	R	H	RBI	BB	SO	LOB
Dave Cash, R (1, 4) OBP: 0.354, SLG: 0.390	5-3		P4		FC6-4 CS 1-2f		1B FC5-2 1B 2-3 1B		4-3	5	1	1	0	0	0	1
Chris Speier, R (1, 6) OBP: 0.294, SLG: 0.394	E6 2B		2B		BBBB FC6-4 BB 1-2		FC5-2 1B 1B E 1-2 3-H		WP S 1B	4	2	2	0	1	0	2
Ellis Valentine, R (1, 9) OBP: 0.355, SLG: 0.632	4-3 2B 1-H		SSS K		FC6-4 1-2f		E 1B 1-2 2-3		SSS K 1-3	5	0	2	1	0	2	3
Tony Perez, R (1, 3) OBP: 0.355, SLG: 0.522	4-3 2-3		F8			4-1 1B	E2 1B 1-3 2-H 3-H		FC4 IBB	4	0	2	1	1	0	2
Del Unser, L (1, 8) OBP: 0.176, SLG: 0.375	SSS K			4-3		F8	F7		FC4 1-2f	5	0	0	0	0	1	6
Gary Carter, R (1, 2) OBP: 0.406, SLG: 0.700		6-3		BBBB BB		4-1 1-2		6-3		1	0	0	0	0	0	0
Barry Foote, R (4, PH) (4, 2)										2	0	0	0	1	0	1
Warren Cromartie, L (1, 7) OBP: 0.301, SLG: 0.444		F7		F8		6-3		4-3 2B		4	0	1	0	0	0	2
Larry Parrish, R (1, 5) OBP: 0.247, SLG: 0.229		FC4-6 1B		F9			E5 1B FC5-2 1B	4-3 2-3		4	0	2	0	0	0	2
Don Stanhouse, R (1, 1) OBP: 0.462, SLG: 0.417		FC4-6 1-2f			FC6-4 1B		SSS K	5-3		3	0	1	0	0	1	2
Will McEnaney, L (7, 1)										1	0	0	0	0	0	1
Bill Atkinson, L (9, 1) OBP: 1.000, SLG: 1.000										0	0	0	0	0	0	0
Inning Stats	R: 1 H: 1 E: 1 LOB: 1 K: 1 BB: 0 S: 7 P: 7	R: 0 H: 1 E: 0 LOB: 1 K: 0 BB: 0 S: 4 P: 4	R: 0 H: 1 E: 0 LOB: 1 K: 1 BB: 0 S: 6 P: 6	R: 0 H: 0 E: 0 LOB: 1 K: 0 BB: 1 S: 3 P: 7	R: 0 H: 1 E: 0 LOB: 1 K: 0 BB: 1 S: 3 P: 7	R: 0 H: 1 E: 0 LOB: 1 K: 0 BB: 0 S: 4 P: 4	R: 2 H: 4 E: 2 LOB: 2 K: 1 BB: 0 S: 9 P: 9	R: 0 H: 1 E: 0 LOB: 1 K: 0 BB: 0 S: 4 P: 4	R: 0 H: 1 E: 0 LOB: 2 K: 1 BB: 1 S: 6 P: 10	1B: 8 SF: 0 2B: 3 SAC: 0 3B: 0 DP: 0 HR: 0 HBP: 0						

PITCHER		IP	WLS	BF	H	R	ER	SO	BB	IBB	HBP	BLK	WP	HR	S	P	ERA	WHIP
John Montefusco, R ERA: 1.88	(1, 1)	7.0	L	32	9	3	1	3	2	0	0	0	0	0	36	44	1.29	1.571
Gary Lavelle, L ERA: 0.56	(8, 1)	2.0		9	2	0	0	1	0	1	0	0	1	0	10	14	0.00	1.000

PITCHER		IP	WLS	BF	H	R	ER	SO	BB	IBB	HBP	BLK	WP	HR	S	P	ERA	WHIP

Montreal Expos @ San Francisco Giants

Candlestick Park, San Francisco, CA

Tue May 03 1977, 10:05 PM EDT

Att. 2,584 - Unknown

TOP

livebaseballscorecards.com

AB	38
R	3
H	11
RBI	2
BB	3
SO	4
LOB	22

1B: 8	SF: 0	WP: 1	PA: 41
2B: 3	SAC: 0	PB: 0	
3B: 0	DP: 0	SB: 1	
HR: 0	HBP: 0	CS: 1	

BOTTOM

Montreal Expos @ San Francisco Giants

Candlestick Park, San Francisco, CA

Tue May 03 1977, 10:05 PM EDT

Att. 2,584 - Unknown

Batter	1	2	3	4	5	6	7	8	9	AB	R	H	RBI	BB	SO	LOB
Derrel Thomas, S (1, 4) OBP: 0.306, SLG: 0.236	BBBB 4-0 BB S BB	SSS 0-3 ③ K			x 0-0 ② F3		BBBB 4-0 G5-4 1-2 BB		x 0-0 2-3 3-H 1B	3	0	1	1	2	1	1
Tim Foli, R (1, 6) OBP: 0.235, SLG: 0.321	x 0-0 ① F3 1-2		x 0-0 ① F7		x 0-0 ③ F4		x 0-0 ③ G5-4 1-2f		x 0-0 ③ 6-3	5	0	0	0	0	0	6
Bill Madlock, R (1, 5) OBP: 0.319, SLG: 0.432	x 0-0 ② F4		x 0-0 ② F8			x 0-0 1B G4-6-3 1B		x 0-0 ① F5		4	1	1	0	0	0	1
Darrell Evans, L (1, 7) OBP: 0.397, SLG: 0.500	BBBB 4-0 BB BB		x 0-0 1B			x 0-0 G4-6-3 1-3 1B		x 0-0 ② G3		3	0	2	0	1	0	0
Willie McCovey, L (1, 3) OBP: 0.329, SLG: 0.527	BBBB 4-0 1-2 2-3 BB		x 0-0 ③ F7			x 0-0 ① ② G4-6-3 1-2f 3-H		SSS 0-3 ③ K		3	0	0	0	1	1	2
Jack Clark, R (1, 9) OBP: 0.286, SLG: 0.328	SSS 0-3 ③ K			x 0-0 ① G3		SSS 0-3 ③ K			x 0-0 ① 6-3	4	0	0	0	0	2	3
Gary Thomasson, L (1, 8) OBP: 0.338, SLG: 0.421		x 0-0 S 1B		x 0-0 ② F3			x 0-0 ① F9		x 0-0 2B 1B 2B	4	1	2	0	0	0	0
Mike Sadek, R (1, 2) OBP: 0.259, SLG: 0.167 Randy Elliott, R (9, PH) OBP: 0.160, SLG: 0.292 Johnnie LeMaster, R (9, PR) OBP: 0.176, SLG: 0.125		x 0-0 ① L1 1-2		SSS 0-3 ③ K			BBBB 4-0 BB BB		x 0-0 1B 2-3 2B	2 1 0	0 0 0	0 1 0	0 0 0	1 0 0	1 0 0	1 0 0
John Montefusco, R (1, 1) OBP: 0.200, SLG: 0.143 Terry Whitfield, L (7, PH) OBP: 0.367, SLG: 0.407 Larry Herndon, R (7, PH) OBP: 0.273, SLG: 0.438 Gary Lavelle, S (8, 1) Marc Hill, R (9, PH) OBP: 0.314, SLG: 0.354		SSS 0-3 ② K			SSS 0-3 ① K		x 0-0 ② F8		SSS 0-3 ② K	2 0 1 0 1	0 0 0 0 0	0 0 0 0 1	0 0 0 0 0	0 0 0 0 1	2 0 0 0 2	1 0 1 0 2
Inning Stats	R: 0 E: 0 K: 1 S: 5 H: 0 LOB: 3 BB: 3 P: 17	R: 0 E: 0 K: 2 S: 8 H: 1 LOB: 1 BB: 0 P: 8	R: 0 E: 0 K: 0 S: 4 H: 1 LOB: 1 BB: 0 P: 4	R: 0 E: 0 K: 1 S: 5 H: 0 LOB: 0 BB: 0 P: 5	R: 0 E: 0 K: 1 S: 5 H: 0 LOB: 0 BB: 0 P: 5	R: 1 E: 0 K: 1 S: 6 H: 2 LOB: 0 BB: 0 P: 6	R: 0 E: 0 K: 0 S: 3 H: 0 LOB: 2 BB: 2 P: 11	R: 0 E: 0 K: 1 S: 5 H: 0 LOB: 0 BB: 0 P: 5	R: 1 E: 0 K: 1 S: 8 H: 3 LOB: 3 BB: 0 P: 8	1B: 5 2B: 2 3B: 0 HR: 0	SF: 0 SAC: 0 DP: 1 HBP: 0						

livebaseballscorecards.com

AB	33
R	2
H	7
RBI	1
BB	5
SO	8
LOB	18

PITCHER		IP	WLS	BF	H	R	ER	SO	BB	IBB	HBP	BLK	WP	HR	S	P	ERA	WHIP
Don Stanhouse, R ERA: 3.93	(1, 1)	6.1	W	26	4	1	1	6	4	0	0	0	0	0	34	50	1.42	1.263
Will McEnaney, L ERA: 4.11	(7, 1)	2.0		9	2	1	1	1	1	0	0	0	0	0	10	14	4.50	1.500
Bill Atkinson, R ERA:	(9, 1)	0.2	S	3	1	0	0	1	0	0	0	0	0	0	5	5	0.00	1.500

PITCHER	IP	WLS	BF	H	R	ER	SO	BB	IBB	HBP	BLK	WP	HR	S	P	ERA	WHIP

Montreal Expos @ San Francisco Giants

Candlestick Park, San Francisco, CA

Wed May 04 1977, 6:33 AM EDT

Att. 2,213 - Unknown

TOP

livebaseballscorecards.com

Batter	1	2	3	4	5	6	7	8	9	AB	R	H	RBI	BB	SO	LOB
Dave Cash, R (1, 4) OBP: 0.337, SLG: 0.370	5-3		6-3			K		5-3		4	0	0	0	0	1	0
Chris Speier, R (1, 6) OBP: 0.289, SLG: 0.361	F8		K			4-3		BB, 1B		3	0	0	0	1	1	0
Ellis Valentine, R (1, 9) OBP: 0.364, SLG: 0.623	F8			F8		E5, 1B		1-2, 1B		4	0	2	0	0	0	0
Tony Perez, R (1, 3) OBP: 0.338, SLG: 0.493		F8		F4		F6		F8		4	0	0	0	0	0	3
Warren Cromartie, L (1, 7) OBP: 0.312, SLG: 0.447		1-3		1B			G3, 1B		F8	4	0	2	0	0	0	0
Larry Parrish, R (1, 5) OBP: 0.247, SLG: 0.219		BB, 2B, 1B		F2			F8		G3	3	1	0	0	1	0	2
Del Unser, L (1, 8) OBP: 0.190, SLG: 0.400		1-3, 1B, 2B			1-3		G3, 1-2		K	4	0	1	0	0	1	1
Barry Foote, R (1, 2) OBP: 0.286, SLG: 0.167		2-H, 3-H, 1B			K		4-3			3	0	1	1	0	1	1
Gerry Hannahs, L (1, 1)			K		6-3			F7		2	0	0	0	0	1	0
Mike Jorgensen, L (8, PH)										1	0	0	0	0	0	0
Dan Warthen, S (8, 1)										0	0	0	0	0	0	0
Joe Kerrigan, R (8, 1)										0	0	0	0	0	0	0
Inning Stats	R: 0 E: 0 K: 0 S: 3 H: 0 LOB: 0 BB: 0 P: 3	R: 1 E: 0 K: 0 S: 4 H: 2 LOB: 2 BB: 1 P: 8	R: 0 E: 0 K: 2 S: 7 H: 0 LOB: 0 BB: 0 P: 7	R: 0 E: 0 K: 0 S: 4 H: 1 LOB: 1 BB: 0 P: 4	R: 0 E: 0 K: 1 S: 5 H: 0 LOB: 0 BB: 0 P: 5	R: 0 E: 1 K: 1 S: 6 H: 1 LOB: 1 BB: 0 P: 6	R: 0 E: 0 K: 0 S: 4 H: 1 LOB: 1 BB: 0 P: 4	R: 0 E: 0 K: 0 S: 4 H: 1 LOB: 2 BB: 1 P: 8	R: 0 E: 0 K: 1 S: 5 H: 0 LOB: 0 BB: 0 P: 5	1B: 5 2B: 1 3B: 0 HR: 0 SF: 0 SAC: 0 DP: 0 HBP: 0						

	AB	32
	R	1
	H	6
	RBI	1
	BB	2
	SO	5
	LOB	7

WP: 0 PB: 0 SB: 0 CS: 0 PA: 34

PITCHER	IP	WLS	BF	H	R	ER	SO	BB	IBB	HBP	BLK	WP	HR	S	P	ERA	WHIP
Jim Barr, R (1, 1) ERA: 4.71	9.0	W	34	6	1	1	5	2	0	0	0	0	0	42	50	1.00	0.889

PITCHER	IP	WLS	BF	H	R	ER	SO	BB	IBB	HBP	BLK	WP	HR	S	P	ERA	WHIP

BOTTOM

Batter	1	2	3	4	5	6	7	8	9	AB	R	H	RBI	BB	SO	LOB
Larry Herndon, R (1, 8) OBP: 0.289, SLG: 0.432	0-0 1B FC1-2 1B	0-0 ③ 1-3		0-0 1-2 1B		0-0 ③ FC4-6 1-2f		SSS 0-3 ③ K		5	0	2	0	0	1	3
Derrel Thomas, S (1, 4) OBP: 0.303, SLG: 0.237	0-0 1B FC1-2 1-3 1B 1B		0-0 ① F7	SSS 0-3 ② K			0-0 ① F8			4	1	1	0	0	1	2
Jack Clark, R (1, 9) OBP: 0.269, SLG: 0.306	0-0 ① FC1-2 1B 1-2 1B 3-H		0-0 E5 1B 4-3 1B	0-0 ③ F5			0-0 ② 5-3			4	2	0	0	0	0	4
Bill Madlock, R (1, 5) OBP: 0.316, SLG: 0.424	0-0 1B 1-2 2-3 1B		0-0 ② 4-3 1-2		0-0 ① F8		0-0 ③ E7			4	0	1	0	0	0	1
Willie McCovey, L (1, 3) OBP: 0.349, SLG: 0.532 Johnnie LeMaster, R (8, PR) OBP: 0.176, SLG: 0.125 Darrell Evans, L (9, 3) OBP: 0.397, SLG: 0.500	0-0 G6-4-3 1-2 2-H 3-H 1B		0-0 1B 2-3 1B		0-0 ② F8			BBBB 4-0 PB 1B BB		3 0 0	0 1 0	2 0 0	2 0 0	1 0 0	0 0 0	0 0 0
Randy Elliott, R (1, 7) OBP: 0.207, SLG: 0.321	0-0 ② ③ G6-4-3 1-2f		0-0 1-2 3-H 1B		0-0 ③ F9			0-0 4-3 1-H 1B 1B		4	1	2	2	0	0	2
Tim Foli, R (1, 6) OBP: 0.224, SLG: 0.305		0-0 ① F8	0-0 ③ F8			0-0 ① F7		0-0 ① 4-3 2-3		4	0	0	0	0	0	4
Marc Hill, R (1, 2) OBP: 0.309, SLG: 0.333		BBBB 4-0 SH3-4 BB		0-0 ① F5		SSS 0-3 ② K		0-0 ② 5-3		3	0	0	0	1	1	2
Jim Barr, R (1, 1) OBP: 0.353, SLG: 0.267		0-0 ② SH3-4 1-2		0-0 1B 1B		BBBB 4-0 FC4-6 BB		0-0 3-H 1B		2	0	2	1	1	0	0
Inning Stats	R: 2 E: 0 K: 0 S: 6 H: 4 LOB: 1 BB: 0 P: 6	R: 0 E: 0 K: 0 S: 3 H: 0 LOB: 1 BB: 1 P: 7	R: 1 E: 1 K: 0 S: 6 H: 2 LOB: 2 BB: 0 P: 6	R: 0 E: 0 K: 1 S: 7 H: 2 LOB: 2 BB: 0 P: 7	R: 0 E: 0 K: 0 S: 3 H: 0 LOB: 0 BB: 0 P: 3	R: 0 E: 0 K: 1 S: 5 H: 0 LOB: 1 BB: 1 P: 9	R: 0 E: 1 K: 0 S: 3 H: 0 LOB: 1 BB: 0 P: 3	R: 2 E: 0 K: 1 S: 7 H: 2 LOB: 1 BB: 1 P: 11		1B: 10 2B: 0 3B: 0 HR: 0	SF: 0 SAC: 1 DP: 1 HBP: 0					

PITCHER		IP	WLS	BF	H	R	ER	SO	BB	IBB	HBP	BLK	WP	HR	S	P	ERA	WHIP
Gerry Hannahs, L ERA: 3.58	(1, 1)	7.0	L	31	8	3	2	2	2	0	0	0	0	0	33	41	2.57	1.429
Dan Warthen, L ERA: 6.75	(8, 1)	0.0		2	1	2	2	0	1	0	0	0	0	0	1	5	∞	∞
Joe Kerrigan, R ERA: 2.61	(8, 1)	1.0		4	1	0	0	1	0	0	0	0	0	0	6	6	0.00	1.000

PITCHER	IP	WLS	BF	H	R	ER	SO	BB	IBB	HBP	BLK	WP	HR	S	P	ERA	WHIP

Montreal Expos @ San Francisco Giants

Candlestick Park, San Francisco, CA

Wed May 04 1977, 6:33 AM EDT

Att. 2,213 - Unknown

livebaseballscorecards.com

AB	33
R	5
H	10
RBI	5
BB	3
SO	3
LOB	18

WP: 0 PB: 1 SB: 0 CS: 0 PA: 37

Batter	1	2	3	4	5	6	7	8	9	AB	R	H	RBI	BB	SO	LOB
Dave Cash, R (1, 4) OBP: 0.330, SLG: 0.360	F8	F8		FC6 1-2f		E8 1-H 2-H 3-H 1B			K	5	0	1	2	0	1	2
Chris Speier, R (1, 6) OBP: 0.302, SLG: 0.333	BB E 1B		4-3		BB CS	1-3			6-3	3	0	0	0	2	0	1
Ellis Valentine, R (1, 9) OBP: 0.338, SLG: 0.576	F8		K		F8				K	5	0	0	0	0	2	3
Tony Perez, R (1, 3) OBP: 0.333, SLG: 0.481	E7 1-3 1B		F8		F6		F7			4	0	1	0	0	0	1
Mike Jorgensen, L (7, 3)										0	0	0	0	0	0	0
Del Unser, L (1, 7) OBP: 0.240, SLG: 0.458	6-3			2B 2B	CS 1-2	2B 1B 1B	G3			4	2	2	0	0	0	2
Gary Carter, R (1, 2) OBP: 0.411, SLG: 0.719		F7		1B 2-H 2B		1B 1-3 1B 2B	5-3			4	2	2	1	0	0	0
Andre Dawson, R (1, 8) OBP: 0.268, SLG: 0.277		F5		K		FC6 BB 2-3 3-H 1B		K		4	0	1	1	0	2	1
Larry Parrish, R (1, 5) OBP: 0.259, SLG: 0.237		1B 2B		F4		BB FC6 1-2 1B		F7		3	2	1	0	1	0	1
Steve Rogers, R (1, 1) OBP: 0.176, SLG: 0.176		2-H 1B		FC6 2-H 1B		FC6 1B 1-2 2-3f E		K		4	1	2	2	0	1	3
Inning Stats	R: 0 E: 1 K: 0 S: 4 H: 1 LOB: 2 BB: 1 P: 8	R: 1 E: 0 K: 0 S: 5 H: 2 LOB: 1 BB: 0 P: 5	R: 0 E: 0 K: 1 S: 5 H: 0 LOB: 0 BB: 0 P: 5	R: 2 E: 0 K: 1 S: 8 H: 3 LOB: 1 BB: 0 P: 8	R: 0 E: 0 K: 0 S: 2 H: 0 LOB: 0 BB: 1 P: 6	R: 4 E: 1 K: 0 S: 7 H: 4 LOB: 1 BB: 1 P: 11	R: 0 E: 0 K: 0 S: 3 H: 0 LOB: 0 BB: 0 P: 3	R: 0 E: 0 K: 2 S: 7 H: 0 LOB: 0 BB: 0 P: 7	R: 0 E: 0 K: 2 S: 7 H: 0 LOB: 0 BB: 0 P: 7	1B: 6 2B: 4 3B: 0 HR: 0 SF: 0 SAC: 0 DP: 0 HBP: 0	WP: 0 PB: 0 SB: 0 CS: 1 PA: 40					

PITCHER		IP	WLS	BF	H	R	ER	SO	BB	IBB	HBP	BLK	WP	HR	S	P	ERA	WHIP
Ed Halicki, R ERA: 4.05	(1, 1)	5.0	L	22	6	3	1	2	2	0	0	0	0	0	24	32	1.80	1.600
Charlie Williams, R ERA: 4.8	(6, 1)	0.0		4	3	4	3	0	1	0	0	0	0	0	3	7	∞	∞
Dave Heaverlo, R ERA: 1.42	(6, 1)	2.0		7	1	0	0	0	0	0	0	0	0	0	7	7	0.00	0.500
Terry Cornutt, R ERA: 3.86	(8, 1)	2.0		6	0	0	0	4	0	0	0	0	0	0	14	14	0.00	0.000

PITCHER	IP	WLS	BF	H	R	ER	SO	BB	IBB	HBP	BLK	WP	HR	S	P	ERA	WHIP

TOP

Montreal Expos @ San Francisco Giants

Candlestick Park, San Francisco, CA

Thu May 05 1977, 6:33 AM EDT
Att. 1,805 - Unknown

livebaseballscorecards.com

AB	36
R	7
H	10
RBI	6
BB	3
SO	6
LOB	14

Montreal Expos @ San Francisco Giants

Candlestick Park, San Francisco, CA

Thu May 05 1977, 6:33 AM EDT

Att. 1,805 - Unknown

livebaseballscorecards.com

BOTTOM

Batter	1	2	3	4	5	6	7	8	9	AB	R	H	RBI	BB	SO	LOB
Larry Herndon, R (1, 8) OBP: 0.256, SLG: 0.381	F4		F3		5-3 (1-2)		G6-4-3 (1-2f, 2-3)		F8	5	0	0	0	0	0	4
Derrel Thomas, S (1, 4) OBP: 0.286, SLG: 0.222	6-3		5-3		K (2-3)		F7			4	0	0	0	0	1	2
Bill Madlock, R (1, 5) OBP: 0.324, SLG: 0.427	1B, WP, 1B			F9		F7		6-3, WP, 1B		4	0	2	0	0	0	0
Darrell Evans, L (1, 7) OBP: 0.402, SLG: 0.493	1-3, 1B			BBBB, 1B, BB		F5		6-3 (1-3)		3	0	1	0	1	0	1
Willie McCovey, L (1, 3) OBP: 0.356, SLG: 0.531	SSS, K			1-2, 1B		1B		5-3		4	0	2	0	0	1	3
Gary Thomasson, L (1, 9) OBP: 0.319, SLG: 0.393		6-3		F5		F7		4-3		4	0	0	0	0	0	4
Tim Foli, R (1, 6) OBP: 0.236, SLG: 0.349		F9		F8			2B		3B	4	0	2	0	0	0	2
Marc Hill, R (1, 2) OBP: 0.305, SLG: 0.327		F8			1-3		G6-4-3, 1B (2-3)		5-3	4	0	1	0	0	0	1
Ed Halicki, R (1, 1) OBP: 0.222, SLG: 0.222			F7		BBBB, PB, 5-3, BB		G6-4-3 (1-2, 3-H), 1B		F7	1	0	0	0	0	0	0
Rob Andrews, R (5, PH) OBP: 0.161, SLG: 0.279										0	0	0	0	1	0	0
Charlie Williams, R (6, 1)										0	0	0	0	0	0	0
Dave Heaverlo, R (6, 1)										0	0	0	0	0	0	0
Terry Whitfield, L (7, PH) OBP: 0.387, SLG: 0.429										1	0	1	1	0	0	0
Terry Cornutt, R (8, 1)										0	0	0	0	0	0	0
Jack Clark, R (9, PH) OBP: 0.265, SLG: 0.302										1	0	0	0	0	0	1

	AB	35
	R	0
	H	9
	RBI	1
	BB	2
	SO	2
	LOB	18

Inning Stats	1	2	3	4	5	6	7	8	9
	R: 0 E: 0 K: 1 S: 7	H: 2 LOB: 2 BB: 0 P: 7	R: 0 E: 0 K: 0 S: 3	H: 0 LOB: 0 BB: 0 P: 3	R: 0 E: 0 K: 0 S: 3	H: 0 LOB: 0 BB: 0 P: 3	R: 0 E: 0 K: 0 S: 4	H: 1 LOB: 2 BB: 1 P: 8	R: 0 E: 0 K: 1 S: 5	H: 0 LOB: 1 BB: 1 P: 9	R: 0 E: 0 K: 0 S: 4	H: 1 LOB: 1 BB: 0 P: 4	R: 1 E: 0 K: 0 S: 5	H: 3 LOB: 1 BB: 0 P: 5	R: 0 E: 0 K: 0 S: 4	H: 1 LOB: 1 BB: 0 P: 4	R: 0 E: 0 K: 0 S: 4	H: 1 LOB: 1 BB: 0 P: 4

	1B	7	SF	0	WP	2	PA	37
	2B	1	SAC	0	PB	1		
	3B	1	DP	1	SB	0		
	HR	0	HBP	0	CS	0		

PITCHER		IP	WLS	BF	H	R	ER	SO	BB	IBB	HBP	BLK	WP	HR	S	P	ERA	WHIP
Steve Rogers, R ERA: 1.34	(1, 1)	9.0	W	37	9	1	1	2	2	0	0	0	2	0	39	47	1.00	1.222

PITCHER	IP	WLS	BF	H	R	ER	SO	BB	IBB	HBP	BLK	WP	HR	S	P	ERA	WHIP

Montreal Expos @ San Diego Padres

San Diego Stadium, San Diego, CA

Fri May 06 1977, 10:05 PM EDT

Att. 9,992 - Unknown

livebaseballscorecards.com

Batter	1	2	3	4	5	6	7	8	9	AB	R	H	RBI	BB	SO	LOB
Dave Cash, R (1, 4) OBP: 0.333, SLG: 0.356	BBBB 4-0 2B SF8 BB		x 0-0 ① 4-3		x 0-0 ② F7		x 0-0 2B E 1B	x 0-0 ③ 4-3		4	2	1	0	1	0	1
Chris Speier, R (1, 6) OBP: 0.333, SLG: 0.372	SSS 0-3 ① K		BBBB 4-0 G4-3 BB		x 0-0 1B 1B		x 0-0 E 1-3 2B		x 0-0 ① F9	4	0	2	0	1	1	1
Ellis Valentine, R (1, 9) OBP: 0.355, SLG: 0.592	x 0-0 1-3 2B		x 0-0 ②③ G4-3 1-2f		x 0-0 1-2 1B		x 0-0 E6 2-3 3-H		x 0-0 G6-4-3 1B	5	0	3	0	0	0	2
Tony Perez, R (1, 3) OBP: 0.315, SLG: 0.457	x 0-0 ② SF8 3-H			x 0-0 ① 1-6-3	SSS 0-3 ③ K		x 0-0 ③ 4-3		x 0-0 ②③ G6-4-3 1-2f	4	0	0	1	0	1	5
Warren Cromartie, L (1, 7) OBP: 0.321, SLG: 0.475	x 0-0 ③ F8			x 0-0 2B		x 0-0 ① 4-3		x 0-0 1B 2B		4	1	2	0	0	0	1
Gary Carter, R (1, 2) OBP: 0.390, SLG: 0.676		x 0-0 ① F7		x 0-0 ② F7		x 0-0 ② F6		x 0-0 ① F5		4	0	0	0	0	0	2
Del Unser, L (1, 8) OBP: 0.310, SLG: 0.481		x 0-0 1B		BBBB 4-0 BB		x 0-0 ③ F5		x 0-0 2-H E 1B 1B		3	1	2	1	1	0	0
Larry Parrish, R (1, 5) OBP: 0.259, SLG: 0.238		SSS 0-3 ② K		SSS 0-3 ③ K			x 0-0 ① F9	x 0-0 1-H E6 1B		4	0	1	0	0	2	3
Jackie Brown, R (1, 1) Wayne Garrett, L (5, PH) Jeff Terpko, R (5, 1) Mike Jorgensen, L (7, PH) Joe Kerrigan, R (7, 1) Jose Morales, R (8, PH) OBP: 0.143, SLG: 0.143 Bill Atkinson, L (8, 1) OBP: 1.000, SLG: 1.000		x 0-0 ③ F9			x 0-0 ① F9		x 0-0 ② F7	SSS 0-3 ② K		1 1 0 1 0 1 0	0 0 0 0 0 0 0	0 0 0 0 0 0 0	0 0 0 0 0 0 0	0 0 0 0 0 1 0	0 0 0 0 0 0 0	1 0 0 0 0 1 0
Inning Stats	R: 1 H: 1 E: 0 LOB: 1 K: 1 BB: 1 S: 6 P: 10	R: 0 H: 1 E: 0 LOB: 1 K: 1 BB: 0 S: 6 P: 6	R: 0 H: 0 E: 0 LOB: 0 K: 0 BB: 1 S: 2 P: 6	R: 0 H: 1 E: 0 LOB: 2 K: 1 BB: 1 S: 6 P: 10	R: 0 H: 2 E: 0 LOB: 2 K: 1 BB: 0 S: 7 P: 7	R: 0 H: 0 E: 0 LOB: 0 K: 0 BB: 0 S: 3 P: 3	R: 1 H: 2 E: 1 LOB: 2 K: 0 BB: 0 S: 6 P: 6	R: 2 H: 3 E: 1 LOB: 1 K: 1 BB: 0 S: 8 P: 8	R: 0 H: 1 E: 0 LOB: 0 K: 0 BB: 0 S: 3 P: 3	1B: 7 SF: 1 2B: 4 SAC: 0 3B: 0 DP: 2 HR: 0 HBP: 0						

	AB	36
	R	4
	H	11
	RBI	2
	BB	3
	SO	5
	LOB	17

WP: 0 PB: 0 SB: 0 CS: 0 PA: 40

PITCHER		IP	WLS	BF	H	R	ER	SO	BB	IBB	HBP	BLK	WP	HR	S	P	ERA	WHIP
Tom Griffin, R ERA: 3.13	(1, 1)	7.1	W	34	9	4	2	4	3	0	0	0	0	0	39	51	2.46	1.636
Rollie Fingers, R ERA: 3.22	(8, 1)	1.2	S	6	2	0	0	1	0	0	0	0	0	0	8	8	0.00	1.200

PITCHER	IP	WLS	BF	H	R	ER	SO	BB	IBB	HBP	BLK	WP	HR	S	P	ERA	WHIP

Batter	1	2	3	4	5	6	7	8	9	AB	R	H	RBI	BB	SO	LOB
Gene Richards, L (1, 8) OBP: 0.326, SLG: 0.316	F8		S 1B		SH2-3 1B 1B		SH1-4 1B	IBB		4	1	3	0	1	0	0
Bill Almon, R (1, 6) OBP: 0.273, SLG: 0.276	5-3		1-3 1-2		SH2-3 1-2		SH1-4 1-2	K		3	0	0	0	0	1	4
Jerry Turner, L (1, 7) OBP: 0.275, SLG: 0.405 Merv Rettenmund, R (8, 7) OBP: 0.478, SLG: 0.486	HR			BB 2B 2B	F7		F8			4 0	2 0	2 0	1 0	0 0	0 0	2 0
Dave Winfield, R (1, 9) OBP: 0.359, SLG: 0.479	6-3			5-3	E 1B 2-H		4-3			4	0	1	1	0	0	2
Mike Ivie, R (1, 5) OBP: 0.299, SLG: 0.366		F9		BB 2B BB B B B B	F9 1-3			1B 1B 1B		3	2	1	0	1	0	1
Gene Tenace, R (1, 3) OBP: 0.360, SLG: 0.398		5-3		2B BB B B B 1-2 2-3			4-3 WP BB B B B	SH1-4 1B 1-2		2	1	1	0	2	0	0
Mike Champion, R (1, 4) OBP: 0.324, SLG: 0.340		6-3		2B 1-H 2-H 3-H			4-3 1-3	SH1-4 1-2 2-H		4	0	2	4	0	0	1
Bob Davis, R (1, 2) OBP: 0.091, SLG: 0.100 George Hendrick, R (8, PH) OBP: 0.393, SLG: 0.463 Dave Roberts, R (9, 2) OBP: 0.240, SLG: 0.333			F9	F3			5-3	K		3 1 0	0 0 0	0 0 0	0 0 0	0 1 0	0 0 0	2 2 0
Tom Griffin, R (1, 1) Rollie Fingers, R (8, 1)			K	K			K	SH1-4 1-2 2-3		3 0	0 0	0 0	0 0	0 0	3 0	2 0
Inning Stats	R: 1 H: 1 E: 0 LOB: 0 K: 0 BB: 0 S: 4 P: 4	R: 0 H: 0 E: 0 LOB: 0 K: 0 BB: 0 S: 3 P: 3	R: 0 H: 1 E: 0 LOB: 1 K: 1 BB: 0 S: 6 P: 6	R: 3 H: 2 E: 0 LOB: 1 K: 1 BB: 2 S: 7 P: 15	R: 1 H: 2 E: 1 LOB: 1 K: 0 BB: 0 S: 5 P: 5	R: 0 H: 0 E: 0 LOB: 1 K: 1 BB: 1 S: 5 P: 9	R: 0 H: 1 E: 0 LOB: 1 K: 0 BB: 0 S: 4 P: 4	R: 1 H: 3 E: 0 LOB: 3 K: 2 BB: 1 S: 10 P: 14		1B: 7 SF: 0 2B: 2 SAC: 3 3B: 0 DP: 0 HR: 1 HBP: 0						

PITCHER		IP	WLS	BF	H	R	ER	SO	BB	IBB	HBP	BLK	WP	HR	S	P	ERA	WHIP
Jackie Brown, R ERA: 4.64	(1, 1)	4.0	L	18	4	4	4	2	2	0	0	0	0	1	20	28	9.00	1.500
Jeff Terpko, R ERA: 4.76	(5, 1)	2.0		9	2	1	1	1	1	0	0	0	1	0	10	14	4.50	1.500
Joe Kerrigan, R ERA: 2.38	(7, 1)	1.0		4	1	0	0	0	0	0	0	0	0	0	4	4	0.00	1.000
Bill Atkinson, R ERA: 0.93	(8, 1)	1.0		7	3	1	1	2	0	1	0	0	0	0	10	14	9.00	3.000

PITCHER	IP	WLS	BF	H	R	ER	SO	BB	IBB	HBP	BLK	WP	HR	S	P	ERA	WHIP

BOTTOM

Montreal Expos @ San Diego Padres

San Diego Stadium, San Diego, CA

Fri May 06 1977, 10:05 PM EDT

Att. 9,992 - Unknown

livebaseballscorecards.com

AB	31
R	6
H	10
RBI	6
BB	4
SO	5
LOB	16

WP: 1 PA: 38
PB: 0
SB: 1
CS: 0

Batter	1	2	3	4	5	6	7	8	9	AB	R	H	RBI	BB	SO	LOB
Dave Cash, R (1, 4) OBP: 0.337, SLG: 0.351	CS 1B	HBP		E6 CS		F8		E8 1B		4	1	1	0	0	0	2
Chris Speier, R (1, 6) OBP: 0.321, SLG: 0.354	6-3 1-2	L9		F8 1-2		1-2 2-H 1B		F7		5	0	1	1	0	0	6
Ellis Valentine, R (1, 9) OBP: 0.358, SLG: 0.579	6-3		E E 1B		K	F9		2-H 1B		5	1	2	1	0	1	2
Tony Perez, R (1, 3) OBP: 0.319, SLG: 0.500		FC5 2B	E5 FC3-5 1-H		HR	F3		F9		5	1	2	1	0	0	3
Warren Cromartie, L (1, 7) OBP: 0.326, SLG: 0.476		E FC5 1B BB	FC3-5 FC4 2-3		2B		E4 CS		4-3	4	1	1	0	1	0	1
Gary Carter, R (1, 2) OBP: 0.366, SLG: 0.630		FC5 E 1-2 2-3f 1B	FC4 1-2f 1B		F9		6-3 1-2		4-3	5	1	0	0	0	0	5
Del Unser, L (1, 8) OBP: 0.324, SLG: 0.563		E4 SH2-4 1B 1-2 2-3	1-2 1B		G3		HR		3-1	5	1	2	1	0	0	3
Larry Parrish, R (1, 5) OBP: 0.270, SLG: 0.241		SH2-4 1-2 2-H 3-H 1B	1-3			1B 1B BB		5-3		3	1	1	2	1	0	2
Don Stanhouse, R (1, 1) OBP: 0.438, SLG: 0.400 Will McEnaney, L (9, 1) Joe Kerrigan, R (9, 1)		SH2-4 1-2 2-3		6-3		1B 1-2 1B		F7		3 0 0	0 0 0	1 0 0	0 0 0	0 0 0	0 0 0	0 0 0
Inning Stats	R: 0 E: 0 K: 0 S: 3 H: 1 LOB: 0 BB: 0 P: 3	R: 2 E: 1 K: 0 S: 6 H: 2 LOB: 3 BB: 1 P: 11	R: 1 E: 2 K: 0 S: 6 H: 2 LOB: 2 BB: 0 P: 6	R: 0 E: 1 K: 0 S: 3 H: 0 LOB: 0 BB: 0 P: 3	R: 1 E: 0 K: 1 S: 7 H: 2 LOB: 1 BB: 0 P: 7	R: 1 E: 0 K: 0 S: 5 H: 2 LOB: 2 BB: 1 P: 9	R: 1 E: 1 K: 0 S: 4 H: 1 LOB: 0 BB: 0 P: 4	R: 1 E: 1 K: 0 S: 5 H: 1 LOB: 1 BB: 0 P: 5	R: 0 E: 0 K: 0 S: 3 H: 0 LOB: 0 BB: 0 P: 3	1B: 7 2B: 2 3B: 0 HR: 2 SF: 0 SAC: 1 DP: 0 HBP: 1						

PITCHER		IP	WLS	BF	H	R	ER	SO	BB	IBB	HBP	BLK	WP	HR	S	P	ERA	WHIP
Rick Sawyer, R ERA: 7.47	(1, 1)	4.1	L	23	7	4	2	1	1	0	1	0	0	1	23	28	4.15	1.846
Dan Spillner, R ERA: 3.38	(5, 1)	0.2		2	0	0	0	0	0	0	0	0	0	0	2	2	0.00	0.000
Victor Bernal, R ERA: 4.08	(6, 1)	2.0		10	3	2	2	0	1	0	0	0	0	1	9	13	9.00	2.000
Butch Metzger, R ERA: 4.66	(8, 1)	1.0		5	1	1	0	0	0	0	0	0	0	0	5	5	0.00	1.000
Dave Tomlin, L ERA: 1.21	(9, 1)	1.0		3	0	0	0	0	0	0	0	0	0	0	3	3	0.00	0.000

PITCHER	IP	WLS	BF	H	R	ER	SO	BB	IBB	HBP	BLK	WP	HR	S	P	ERA	WHIP

TOP

Montreal Expos @ San Diego Padres

San Diego Stadium, San Diego, CA

Sat May 07 1977, 10:05 PM EDT

Att. 41,869 - Unknown

livebaseballscorecards.com

AB	39
R	7
H	11
RBI	6
BB	2
SO	1
LOB	24

WP	0
PB	0
SB	0
CS	3
PA	43

Batter	1	2	3	4	5	6	7	8	9	AB	R	H	RBI	BB	SO	LOB
Gene Richards, L (1, 8) OBP: 0.319, SLG: 0.309	4-3		FC4-6 FC5-4 1-2f		K		4-3		BB BB FC5-4 1B	5	1	1	0	0	1	3
Bill Almon, R (1, 6) OBP: 0.270, SLG: 0.291	F8		FC5-4 S 1-2f		FC6-4 1-2f 2-3		3B		K	5	0	1	0	0	1	4
Jerry Turner, L (1, 7) OBP: 0.282, SLG: 0.390	HR BB		4-3 1-2		F4		F8		FC5-4 BB 1-2 2B BB	3	2	0	0	2	0	4
Dave Winfield, R (1, 9) OBP: 0.361, SLG: 0.496	1-H HR			4-3		5-3		K	FC5-4 1-2 2-3 BB	4	1	1	2	1	1	0
Mike Ivie, R (1, 5) OBP: 0.304, SLG: 0.360	F6			F9		HBP BB		HR 1B	FC5-4 2B 1-2f 2-3 3-H	4	1	1	1	1	0	2
Gene Tenace, R (1, 3) OBP: 0.377, SLG: 0.449		5-3		FC4-6 1B		FC4-6 1-2 HBP		HR 1-H	2B 1-3 3-H	4	1	3	3	0	0	0
Mike Champion, R (1, 4) OBP: 0.318, SLG: 0.333		F9		FC4-6 1-2f		K		FC5-4 1B	5-3	5	0	1	0	0	1	5
Bob Davis, R (1, 2) OBP: 0.154, SLG: 0.091		F9			FC6-4 1B BB	FC4-6 1-2f		FC5-4 1-2f		1	0	0	0	1	0	0
George Hendrick, R (6, PH) OBP: 0.389, SLG: 0.458										1	0	0	0	0	0	2
Dave Roberts, R (7, 2) OBP: 0.231, SLG: 0.320										1	0	0	0	0	0	1
Rick Sawyer, R (1, 1) OBP: 0.444, SLG: 0.375										0	0	0	0	1	0	0
Dan Spillner, R (5, 1)										0	0	0	0	0	0	0
Gary Sutherland, R (5, PH) OBP: 0.526, SLG: 0.722										1	0	1	0	0	0	0
Victor Bernal, R (6, 1)										0	0	0	0	0	0	0
Merv Rettenmund, R (7, PH) OBP: 0.468, SLG: 0.472										1	0	0	0	0	0	0
Butch Metzger, R (8, 1)										0	0	0	0	0	0	0
Bobby Valentine, R (8, PH) OBP: 0.281, SLG: 0.190										1	0	0	0	0	1	1
Dave Tomlin, L (9, 1) OBP: 0.500, SLG: 0.500			BB		1-2 FC6-4 1B		6-3	K		0	0	0	0	0	0	0
Inning Stats	R: 2 E: 0 K: 0 S: 4 H: 1 LOB: 0 BB: 1 P: 8	R: 0 E: 0 K: 0 S: 3 H: 0 LOB: 0 BB: 0 P: 3	R: 0 E: 0 K: 0 S: 3 H: 0 LOB: 1 BB: 1 P: 7	R: 0 E: 0 K: 0 S: 4 H: 1 LOB: 1 BB: 0 P: 4	R: 0 E: 0 K: 1 S: 6 H: 1 LOB: 2 BB: 1 P: 10	R: 0 E: 0 K: 1 S: 5 H: 0 LOB: 2 BB: 1 P: 10	R: 0 E: 0 K: 0 S: 4 H: 1 LOB: 1 BB: 0 P: 4	R: 2 E: 0 K: 2 S: 10 H: 3 LOB: 1 BB: 0 P: 10	R: 2 E: 0 K: 1 S: 7 H: 2 LOB: 2 BB: 2 P: 15	1B: 5 2B: 1 3B: 1 HR: 2 SF: 0 SAC: 0 DP: 0 HBP: 1	WP: 0 PB: 0 SB: 1 CS: 0 PA: 43					

PITCHER		IP	WLS	BF	H	R	ER	SO	BB	IBB	HBP	BLK	WP	HR	S	P	ERA	WHIP
Don Stanhouse, R ERA: 4.04	(1, 1)	8.0	W	36	7	4	4	4	4	0	1	0	0	2	39	56	4.50	1.375
Will McEnaney, L ERA: 5.17	(9, 1)	0.1		3	1	2	2	1	1	0	0	0	0	0	4	8	54.00	6.000
Joe Kerrigan, R ERA: 2.25	(9, 1)	0.2	S	4	1	0	0	0	1	0	0	0	0	0	3	7	0.00	3.000

PITCHER	IP	WLS	BF	H	R	ER	SO	BB	IBB	HBP	BLK	WP	HR	S	P	ERA	WHIP

Montreal Expos @ San Diego Padres

San Diego Stadium, San Diego, CA

Sat May 07 1977, 10:05 PM EDT

Att. 41,869 - Unknown

BOTTOM

livebaseballscorecards.com

AB	36
R	6
H	9
RBI	6
BB	6
SO	5
LOB	22

Los Angeles Dodgers @ Montreal Expos

Olympic Stadium, Montreal, QB

Tue May 10 1977, 7:05 PM EDT

Att. 11,033 - Unknown

TOP

livebaseballscorecards.com

Batter	1	2	3	4	5	6	7	8	9	AB	R	H	RBI	BB	SO	LOB
Lee Lacy, R (1, 4) OBP: 0.370, SLG: 0.556	F7		4-3		G4-3, 1-2, 1B		F9			4	0	1	0	0	0	1
Bill Russell, R (1, 6) OBP: 0.306, SLG: 0.362	K			1-3	F7		1B			4	0	1	0	0	1	2
Reggie Smith, S (1, 9) OBP: 0.463, SLG: 0.640	F7			HR	G4-3, 1-2f		1-3			4	1	1	1	0	0	3
Ron Cey, R (1, 5) OBP: 0.477, SLG: 0.745		K		1B, 2B, 1B		K		5-3		4	1	1	0	0	2	0
Steve Garvey, R (1, 3) OBP: 0.301, SLG: 0.487		F9		1-3, 2B, 1B		S, 1B		5-3		4	1	2	0	0	0	0
Rick Monday, L (1, 8) OBP: 0.375, SLG: 0.461		6-3		K		F8, 1-2		1-3		3	0	0	0	0	1	3
John Hale, L (7, 8) OBP: 0.292, SLG: 0.286										1	0	0	0	0	0	0
Dusty Baker Jr., R (1, 7) OBP: 0.355, SLG: 0.490			1B	1-H, 3-H, 2B		BB			K	3	0	2	2	1	1	0
Steve Yeager, R (1, 2) OBP: 0.457, SLG: 0.570			K	F8		2-3			K	4	0	0	0	0	2	4
Burt Hooton, R (1, 1) OBP: 0.231, SLG: 0.231			K		1B		G1		1-3	2	0	1	0	0	1	1
Ed Goodson, L (7, PH)										1	0	0	0	0	0	0
Charlie Hough, R (7, 1) OBP: 0.250, SLG: 0.571										0	0	0	0	0	0	0
Boog Powell, L (9, PH) OBP: 0.167, SLG: 0.167										1	0	0	0	0	0	0

Inning Stats	1	2	3	4	5	6	7	8	9	1B	SF	WP	PA
R	0	0	0	3	0	0	0	0	0	7	0	0	36
E	0	0	0	0	0	0	0	0	0	2B: 1	SAC: 0	PB: 0	
K	1	1	2	1	0	1	4	3	7	3B: 0	DP: 1	SB: 1	
S	5	5	8	9	4	6	4	3	7	HR: 1	HBP: 0	CS: 0	
H	0	0	1	4	2	1	1	0	0				
LOB	0	0	0	1	1	2	0	0	0				
BB	0	0	0	0	0	1	0	0	0				
P	5	5	8	9	4	10	4	3	7				

AB	35
R	3
H	9
RBI	3
BB	1
SO	8
LOB	14

PITCHER	IP	WLS	BF	H	R	ER	SO	BB	IBB	HBP	BLK	WP	HR	S	P	ERA	WHIP
Steve Rogers, R (1, 1) ERA: 1.58	9.0	W	36	9	3	3	8	1	0	0	0	0	1	51	55	3.00	1.111

PITCHER	IP	WLS	BF	H	R	ER	SO	BB	IBB	HBP	BLK	WP	HR	S	P	ERA	WHIP

Batter	1	2	3	4	5	6	7	8	9	AB	R	H	RBI	BB	SO	LOB
Dave Cash, R (1, 4) OBP: 0.343, SLG: 0.351	F3	G6-3 1-2f			1B 1B		BB 2B BB			3	1	1	0	1	0	2
Chris Speier, R (1, 6) OBP: 0.316, SLG: 0.346	F8		F9		1-2 1B		K			4	0	1	0	0	1	1
Ellis Valentine, R (1, 9) OBP: 0.365, SLG: 0.582	1B 2B		K		4-3		2B 1-2 BB			3	1	1	0	1	1	2
Tony Perez, R (1, 3) OBP: 0.327, SLG: 0.494	2-H 1B		F9			2B SF8 BB	K			3	1	1	1	1	1	2
Warren Cromartie, L (1, 7) OBP: 0.333, SLG: 0.500	K			L5		SF8 1-3 2B	1-3 2-H 2B			4	0	2	1	0	1	1
Gary Carter, R (1, 2) OBP: 0.360, SLG: 0.618		1B 1B 1B		F3		SF8 2-3 3-H	F2			3	1	1	1	0	0	2
Del Unser, L (1, 8) OBP: 0.342, SLG: 0.543		FC2-5 1-3 1B		K		FC6-4 IBB		G3		3	0	1	0	1	1	0
Larry Parrish, R (1, 5) OBP: 0.280, SLG: 0.253		FC2-5 1-2 3-H 1B			1-3	F6		1B		4	0	2	1	0	0	2
Steve Rogers, R (1, 1) OBP: 0.143, SLG: 0.143		FC2-5 G6-3 1-2 2-3f			F2	FC6-4 1-2f		K		4	0	0	0	0	1	4
Inning Stats	R: 1 E: 0 K: 1 S: 7 H: 2 LOB: 1 BB: 0 P: 7	R: 1 E: 0 K: 0 S: 5 H: 3 LOB: 1 BB: 0 P: 5	R: 0 E: 0 K: 1 S: 5 H: 0 LOB: 0 BB: 0 P: 5	R: 0 E: 0 K: 1 S: 5 H: 0 LOB: 0 BB: 0 P: 5	R: 0 E: 0 K: 0 S: 5 H: 2 LOB: 2 BB: 0 P: 5	R: 1 E: 0 K: 0 S: 4 H: 1 LOB: 2 BB: 2 P: 12	R: 1 E: 0 K: 2 S: 8 H: 1 LOB: 2 BB: 2 P: 16	R: 0 E: 0 K: 1 S: 5 H: 1 LOB: 0 BB: 0 P: 5		1B: 7 2B: 3 3B: 0 HR: 0 SF: 1 SAC: 0 DP: 1 HBP: 0						

PITCHER		IP	WLS	BF	H	R	ER	SO	BB	IBB	HBP	BLK	WP	HR	S	P	ERA	WHIP
Burt Hooton, R ERA: 3.02	(1, 1)	6.0		27	8	3	3	3	1	1	0	0	0	0	31	39	4.50	1.500
Charlie Hough, R ERA: 2.12	(7, 1)	2.0	L	9	2	1	1	3	2	0	0	0	0	0	13	21	4.50	2.000

PITCHER	IP	WLS	BF	H	R	ER	SO	BB	IBB	HBP	BLK	WP	HR	S	P	ERA	WHIP

BOTTOM

Los Angeles Dodgers @ Montreal Expos

Olympic Stadium, Montreal, QB

Tue May 10 1977, 7:05 PM EDT

Att. 11,033 - Unknown

livebaseballscorecards.com

AB	31
R	4
H	10
RBI	4
BB	4
SO	6
LOB	16

WP: 0	PA: 36		
PB: 0			
SB: 0			
CS: 0			

Batter	1	2	3	4	5	6	7	8	9	AB	R	H	RBI	BB	SO	LOB
Lee Lacy, R (1, 4) (7, 9) OBP: 0.344, SLG: 0.500	F9		K		1B		K	F8		5	0	1	0	0	2	3
Bill Russell, R (1, 6) OBP: 0.309, SLG: 0.363	F7			6-3 1B	F9		BB BB BB 1B	F7		5	1	2	2	0	0	3
Reggie Smith, S (1, 9) (7, 8) OBP: 0.451, SLG: 0.611	4-3			6-3		G3	BB BB 1B BB		F8	4	1	0	0	1	0	1
Ron Cey, R (1, 5) OBP: 0.466, SLG: 0.717		G4-3 BB		K		F8	K		1-3	4	0	0	0	1	2	4
Steve Garvey, R (1, 3) OBP: 0.305, SLG: 0.480		G4-3		1-3		1B	1B BB BB		F9	4	0	1	1	1	0	2
John Hale, L (1, 8) OBP: 0.333, SLG: 0.375		2B			1B 1B 1B	F9				3	0	2	0	0	0	1
Manny Mota, R (7, PH) OBP: 1.000, SLG: 2.000							1B			0	0	0	1	1	0	0
Ted Martinez, R (7, PR) (7, 4)										0	0	0	0	0	0	0
Dusty Baker Jr., R (1, 7) OBP: 0.360, SLG: 0.490		F8			F8		E 1B 1B 1B			4	1	2	1	0	0	2
Steve Yeager, R (1, 2) OBP: 0.449, SLG: 0.554			F9		K		E 1-2 1B F2			4	1	1	0	0	1	4
Tommy John, R (1, 1) OBP: 0.167, SLG: 0.167			6-3		1B		FC5 BB 1B BB	F8		3	0	1	0	0	0	2
Davey Lopes, R (7, PR) OBP: 0.371, SLG: 0.398										0	1	0	0	0	0	0
Charlie Hough, R (7, 1) OBP: 0.222, SLG: 0.500										1	0	0	0	0	0	0
Inning Stats	R: 0 E: 0 K: 0 S: 3 / H: 0 LOB: 0 BB: 0 P: 3	R: 0 E: 0 K: 0 S: 3 / H: 1 LOB: 1 BB: 1 P: 7	R: 0 E: 0 K: 1 S: 5 / H: 0 LOB: 0 BB: 0 P: 5	R: 0 E: 0 K: 1 S: 6 / H: 1 LOB: 1 BB: 0 P: 6	R: 0 E: 0 K: 1 S: 8 / H: 3 LOB: 3 BB: 0 P: 8	R: 0 E: 0 K: 0 S: 4 / H: 1 LOB: 1 BB: 0 P: 4	R: 5 E: 1 K: 2 S: 12 / H: 4 LOB: 3 BB: 3 P: 24	R: 0 E: 0 K: 0 S: 3 / H: 0 LOB: 0 BB: 0 P: 3	R: 0 E: 0 K: 0 S: 3 / H: 0 LOB: 0 BB: 0 P: 3	1B: 9 2B: 1 3B: 0 HR: 0 / SF: 0 SAC: 0 DP: 1 HBP: 0							

TOP

Los Angeles Dodgers @ Montreal Expos

Olympic Stadium, Montreal, QB

Wed May 11 1977, 7:05 PM EDT

Att. 20,156 - Unknown

livebaseballscorecards.com

AB	37
R	5
H	10
RBI	5
BB	4
SO	5
LOB	22

WP: 0 PB: 0 SB: 1 CS: 0 / PA: 41

PITCHER		IP	WLS	BF	H	R	ER	SO	BB	IBB	HBP	BLK	WP	HR	S	P	ERA	WHIP
Don Stanhouse, R ERA: 3.7	(1, 1)	6.1	L	30	9	5	1	4	2	0	0	0	0	0	36	44	1.42	1.737
Bill Atkinson, R ERA: 0.9	(7, 1)	0.1		2	0	0	0	1	1	0	0	0	0	0	3	7	0.00	3.000
Will McEnaney, L ERA: 4.5	(7, 1)	2.1		9	1	0	0	0	1	0	0	0	0	0	8	12	0.00	0.857

PITCHER	IP	WLS	BF	H	R	ER	SO	BB	IBB	HBP	BLK	WP	HR	S	P	ERA	WHIP

Batter	1	2	3	4	5	6	7	8	9	AB	R	H	RBI	BB	SO	LOB
Dave Cash, R (1, 4) OBP: 0.336, SLG: 0.343	4-3 E 1B		5-3 ①		5-3 ①		6-3 ①		F3 ②	5	1	1	0	0	0	0
Chris Speier, R (1, 6) OBP: 0.306, SLG: 0.351	4-3 ① 1-2		L6 ②		4-3 2B		F6 ②		F7 ③	5	0	1	0	0	0	1
Ellis Valentine, R (1, 9) OBP: 0.371, SLG: 0.578	E6 2-H		1B 1B		4-3 ② 2-3		1B			4	0	2	0	0	0	1
Tony Perez, R (1, 3) OBP: 0.343, SLG: 0.495	L3 BB		1-2 1B		IBB		F8 ③			2	0	1	0	2	0	1
Warren Cromartie, L (1, 7) OBP: 0.319, SLG: 0.478	L3 ②③ 1-2		F6 ③		6-3 ③			F8 ①		4	0	0	0	0	0	6
Gary Carter, R (1, 2) OBP: 0.378, SLG: 0.625		G4-6-3 1B		FC1-6 1B		CS 1B		F3 ②		4	0	3	0	0	0	0
Larry Parrish, R (1, 5) OBP: 0.278, SLG: 0.253		G4-6-3 ①② 1-2f		F9 ①		F8 ①② 1-2		1B		4	0	1	0	0	0	3
Andre Dawson, R (1, 8) OBP: 0.280, SLG: 0.290		1B		FC1-6 ② FC5-4 1-2f		FC6-4 1B		K ③		4	0	2	0	0	1	2
Don Stanhouse, R (1, 1) OBP: 0.368, SLG: 0.333 Bill Atkinson, L (7, 1) OBP: 1.000, SLG: 1.000 Will McEnaney, L (7, 1) Mike Jorgensen, L (9, PH)		4-3 ③		FC5-4 ③ 1-2f		FC6-4 ③ 1-2f			K ①	3 0 0 1	0 0 0 0	0 0 0 0	0 0 0 0	0 0 0 0	0 0 0 1	3 0 0 0
Inning Stats	R: 1 H: 1 E: 1 LOB: 1 K: 0 BB: 1 S: 4 P: 8	R: 0 H: 2 E: 0 LOB: 1 K: 0 BB: 0 S: 4 P: 4	R: 0 H: 2 E: 0 LOB: 2 K: 0 BB: 0 S: 5 P: 5	R: 0 H: 1 E: 0 LOB: 1 K: 0 BB: 0 S: 4 P: 4	R: 0 H: 1 E: 0 LOB: 2 K: 0 BB: 1 S: 4 P: 8	R: 0 H: 2 E: 0 LOB: 1 K: 0 BB: 0 S: 4 P: 4	R: 0 H: 1 E: 0 LOB: 1 K: 0 BB: 0 S: 4 P: 4	R: 0 H: 1 E: 0 LOB: 1 K: 1 BB: 0 S: 6 P: 6	R: 0 H: 0 E: 0 LOB: 0 K: 1 BB: 0 S: 5 P: 5	1B: 10 SF: 0 2B: 2 SAC: 0 3B: 0 DP: 2 HR: 0 HBP: 0						WP: 0 PA: 38 PB: 0 SB: 0 CS: 1	

PITCHER	IP	WLS	BF	H	R	ER	SO	BB	IBB	HBP	BLK	WP	HR	S	P	ERA	WHIP
Tommy John, L (1, 1) ERA: 3.68	6.0	W	27	9	1	0	0	1	1	0	0	0	0	25	33	0.00	1.667
Charlie Hough, R (7, 1) ERA: 1.95	3.0	S	11	2	0	0	2	0	0	0	0	0	0	15	15	0.00	0.667

PITCHER	IP	WLS	BF	H	R	ER	SO	BB	IBB	HBP	BLK	WP	HR	S	P	ERA	WHIP

BOTTOM

Los Angeles Dodgers @ Montreal Expos

Olympic Stadium, Montreal, QB

Wed May 11 1977, 7:05 PM EDT

Att. 20,156 - Unknown

livebaseballscorecards.com

AB	36
R	1
H	11
RBI	0
BB	2
SO	2
LOB	17

Los Angeles Dodgers @ Montreal Expos

Olympic Stadium, Montreal, QB

Thu May 12 1977, 7:05 PM EDT

Att. 10,251 - Unknown

TOP

livebaseballscorecards.com

Batter	1	2	3	4	5	6	7	8	9	AB	R	H	RBI	BB	SO	LOB
Davey Lopes, R (1, 4) OBP: 0.383, SLG: 0.432	HR	BB	2-3 1B	2-3f FC5			L6	4-3		3	1	2	1	1	0	3
Ted Martinez, R (5, 4)		1B								2	0	0	0	0	0	2
Bill Russell, R (1, 6) OBP: 0.310, SLG: 0.362	5-3	1-2 2-3 1B	F8		4-3		1-2 FC3-6 1B		5-3	6	0	2	0	0	0	2
Reggie Smith, S (1, 9) OBP: 0.458, SLG: 0.634	HR	K		BB 1B BB	BB		1-2f 2-3 FC3-6		F8	3	2	1	1	2	1	5
Lee Lacy, R (8, 9) OBP: 0.333, SLG: 0.485										1	0	0	0	0	0	0
Ron Cey, R (1, 5) OBP: 0.460, SLG: 0.705	BB 1B	K		F8	F8		K		2B	6	0	2	0	0	2	7
Steve Garvey, R (1, 3) OBP: 0.313, SLG: 0.480	1-2 BB		F4	1B 1-2 1B BB	1-3			E 2B	6-3	4	2	1	0	2	0	2
Rick Monday, L (1, 8) OBP: 0.384, SLG: 0.467	K		WP 2B 1B	1-3 2-H 1B		F7		2-3 E SF7 1B		5	2	3	1	0	1	2
Dusty Baker Jr., R (1, 7) OBP: 0.362, SLG: 0.485	1-3		1-2 2B BB	FC5 BB 1-3 3-H 1B		L3		1-3 3-H E2		1	1	0	0	1	0	2
John Hale, L (3, 7) OBP: 0.333, SLG: 0.370										3	0	1	1	0	0	1
Steve Yeager, R (1, 2) OBP: 0.427, SLG: 0.529		E1 1B SH2-3	K	K		F8		SF7 3-H		4	0	0	1	0	2	4
Don Sutton, R (1, 1) OBP: 0.300, SLG: 0.235		SH2-3 1-2	1-H 2-H 1B 2B	1-2 BB			FC3-6 1B	F8		3	0	2	2	1	0	1
Mike Garman, R (9, 1)										0	0	0	0	0	0	0

	AB	41
	R	8
	H	14
	RBI	7
	BB	7
	SO	6
	LOB	31

Inning Stats	1	2	3	4	5	6	7	8	9
	R: 2 E: 0 K: 1 S: 8 H: 3 LOB: 2 BB: 1 P: 12	R: 0 E: 1 K: 2 S: 9 H: 1 LOB: 3 BB: 1 P: 13	R: 2 E: 0 K: 1 S: 8 H: 3 LOB: 2 BB: 1 P: 12	R: 2 E: 0 K: 1 S: 7 H: 2 LOB: 3 BB: 3 P: 19	R: 0 E: 0 K: 0 S: 3 H: 0 LOB: 1 BB: 1 P: 7	R: 0 E: 0 K: 0 S: 3 H: 0 LOB: 0 BB: 0 P: 3	R: 0 E: 0 K: 1 S: 7 H: 2 LOB: 2 BB: 0 P: 7	R: 2 E: 1 K: 0 S: 6 H: 2 LOB: 1 BB: 0 P: 6	R: 0 E: 0 K: 0 S: 4 H: 1 LOB: 1 BB: 0 P: 4

	1B	9	SF	1	WP	1	PA	50
	2B	3	SAC	1	PB	0		
	3B	0	DP	0	SB	0		
	HR	2	HBP	0	CS	0		

PITCHER		IP	WLS	BF	H	R	ER	SO	BB	IBB	HBP	BLK	WP	HR	S	P	ERA	WHIP
Gerry Hannahs, L ERA: 4.33	(1, 1)	2.2	L	18	6	4	4	4	3	0	0	0	1	2	23	35	13.50	3.375
Jackie Brown, R ERA: 4.57	(3, 1)	0.1		2	1	0	0	0	0	0	0	0	0	0	2	2	0.00	3.000
Jeff Terpko, R ERA: 7.5	(4, 1)	0.1		5	2	2	2	0	2	0	0	0	0	0	3	11	54.00	12.000
Joe Kerrigan, R ERA: 1.84	(4, 1)	2.2		10	0	0	0	1	2	0	0	0	0	0	10	18	0.00	0.750
Bill Atkinson, R ERA: 0.82	(7, 1)	1.0		7	4	2	0	1	0	0	0	0	0	0	9	9	0.00	4.000

PITCHER		IP	WLS	BF	H	R	ER	SO	BB	IBB	HBP	BLK	WP	HR	S	P	ERA	WHIP
Will McEnaney, L ERA: 4.05	(8, 1)	2.0		8	1	0	0	0	0	0	0	0	0	0	8	8	0.00	0.500

Batter	1	2	3	4	5	6	7	8	9	AB	R	H	RBI	BB	SO	LOB
Dave Cash, R (1, 4) OBP: 0.327, SLG: 0.333	1-3		F7			6-3		K		3	0	0	0	0	0	1
Bill Atkinson, L (7, 1) OBP: 1.000, SLG: 1.000										0	0	0	0	0	0	0
Will McEnaney, L (8, 1)										1	0	0	0	0	1	2
Chris Speier, R (1, 6) OBP: 0.303, SLG: 0.361	F9			1-3		6-3			1B 2B	4	1	1	0	0	0	0
Ellis Valentine, R (1, 9) OBP: 0.366, SLG: 0.563	6-3			5-3			6-3		F9 1B 1B 2-H	4	0	1	1	0	0	0
Pete Mackanin, R (9, PR)										0	1	0	0	0	0	0
Tony Perez, R (1, 3) OBP: 0.333, SLG: 0.479		F9		F9			F3		FC5 1B 1-2 1B	3	0	0	0	0	0	0
Mike Jorgensen, L (8, 3) OBP: 0.300, SLG: 0.125										1	0	1	0	0	0	0
Warren Cromartie, L (1, 7) OBP: 0.306, SLG: 0.458		F4			4-3		F7		F9 2-3	4	0	0	0	0	0	2
Gary Carter, R (1, 2) OBP: 0.372, SLG: 0.607		5-3			F2			K	1-2 1B 3-H	4	0	1	1	0	1	0
Del Unser, L (1, 8) OBP: 0.357, SLG: 0.564			G3		2B			2B 1B	F7	4	0	2	0	0	0	2
Larry Parrish, R (1, 5) OBP: 0.287, SLG: 0.274			1-3 1B		1-3			1-3 2B	FC5 2-3f	4	0	2	0	0	0	3
Gerry Hannahs, L (1, 1)			1-3 1-2			6-3		5-3		0	0	0	0	0	0	0
Jackie Brown, R (3, 1)										0	0	0	0	0	0	0
Sam Mejias, R (3, PH)										1	0	0	0	0	0	1
Jeff Terpko, R (4, 1)										0	0	0	0	0	0	0
Joe Kerrigan, R (4, 1)										0	0	0	0	0	0	0
Pepe Frias, R (6, PH) OBP: 0.143, SLG: 0.143										2	0	0	0	0	0	2
(7, 4)																
Inning Stats	R: 0 E: 0 K: 0 S: 3 H: 0 LOB: 0 BB: 0 P: 3	R: 0 E: 0 K: 0 S: 3 H: 0 LOB: 0 BB: 0 P: 3	R: 0 E: 0 K: 0 S: 4 H: 1 LOB: 1 BB: 0 P: 4	R: 0 E: 0 K: 0 S: 3 H: 0 LOB: 0 BB: 0 P: 3	R: 0 E: 0 K: 0 S: 4 H: 1 LOB: 1 BB: 0 P: 4	R: 0 E: 0 K: 0 S: 3 H: 0 LOB: 0 BB: 0 P: 3	R: 0 E: 0 K: 0 S: 3 H: 0 LOB: 0 BB: 0 P: 3	R: 0 E: 0 K: 2 S: 9 H: 2 LOB: 2 BB: 0 P: 9	R: 2 E: 0 K: 0 S: 7 H: 4 LOB: 2 BB: 0 P: 7	1B: 5 2B: 3 3B: 0 HR: 0 SF: 0 SAC: 0 DP: 0 HBP: 0						

PITCHER		IP	WLS	BF	H	R	ER	SO	BB	IBB	HBP	BLK	WP	HR	S	P	ERA	WHIP
Don Sutton, R ERA: 1.63	(1, 1)	8.1	W	33	8	2	2	2	0	0	0	0	0	0	37	37	2.16	0.960
Mike Garman, R ERA: 3.52	(9, 1)	0.2		2	0	0	0	0	0	0	0	0	0	0	2	2	0.00	0.000

PITCHER	IP	WLS	BF	H	R	ER	SO	BB	IBB	HBP	BLK	WP	HR	S	P	ERA	WHIP

BOTTOM

Los Angeles Dodgers @ Montreal Expos

Olympic Stadium, Montreal, QB

Thu May 12 1977, 7:05 PM EDT

Att. 10,251 - Unknown

livebaseballscorecards.com

AB	35
R	2
H	8
RBI	2
BB	0
SO	2
LOB	13

WP: 0 PA: 35
PB: 0
SB: 0
CS: 0

Batter	1	2	3	4	5	6	7	8	9	AB	R	H	RBI	BB	SO	LOB
Ivan De Jesus, R (1, 6) OBP: 0.351, SLG: 0.394	S S S 0-3 ① K	x 0-0 ③ 5-3		x 0-0 ③ 5-3		x 0-0 BB 1B 1-2 2-H 1B		x 0-0 ① 5-3		5	1	1	1	0	1	2
Gene Clines, R (1, 7) OBP: 0.438, SLG: 0.333	B B B B 4-0 1B 1B BB		x 0-0 1B 2B		x 0-0 ① L7	B B B B 4-0 1B 1-2 2-3 BB		x 0-0 ② L4-3		3	1	1	0	2	0	0
Larry Biittner, L (1, 3) OBP: 0.337, SLG: 0.341	x 0-0 1B 1-2 1B		x 0-0 ① F9		x 0-0 ② 4-3	x 0-0 1-3 2-H 3-H 1B		x 0-0 E1		5	0	2	2	0	0	1
Bobby Murcer, L (1, 9) OBP: 0.377, SLG: 0.515	x 0-0 FC6-4 1-3 2-H 1B		x 0-0 ② F2		x 0-0 ③ F3	x 0-0 ③ G3		S S S 0-3 ③ K		5	0	1	1	0	1	4
Jerry Morales, R (1, 8) OBP: 0.330, SLG: 0.391	S S S 0-3 ② K		x 0-0 FC6-4 2-3 1B			x 0-0 ① P6	S S S 0-3 ① K		x 0-0 ① 4-3	5	0	1	0	0	2	2
Manny Trillo, R (1, 4) OBP: 0.439, SLG: 0.625	x 0-0 ③ FC6-4 1-2f		x 0-0 ③ FC6-4 1-2f			B B B B 4-0 FC5 BB BB	x 0-0 4-3 1B 1B		x 0-0 1B 1B	4	0	2	0	1	0	4
Steve Ontiveros, S (1, 5) OBP: 0.419, SLG: 0.372		S S S 0-3 ① K		x 0-0 SH1-4 1B		B B B B 4-0 FC5 1-2 1B BB	x 0-0 4-3 1-2 1B		x 0-0 1-2 1B	4	1	3	0	1	1	0
George Mitterwald, R (1, 2) OBP: 0.344, SLG: 0.464		x 0-0 SH1-4 1B		x 0-0 ① L9		x 0-0 ② FC5 1-2 2-3f 1B 1B	x 0-0 ② 4-3 1-2 2-3		x 0-0 ② P4	5	1	1	0	0	0	7
Bill Bonham, R (1, 1) OBP: 0.286, SLG: 0.357 Bill Buckner, L (6, PH) OBP: 0.410, SLG: 0.528 Jose Cardenal, R (6, PR) OBP: 0.307, SLG: 0.254 Willie Hernandez, L (6, 1) Dave Rosello, R (7, PH) Bruce Sutter, R (7, 1)		x 0-0 ② SH1-4 1-2		x 0-0 ② SH1-4 1-2		S S S x 0-2 BB 1B 1-2 2-H 1B	x 0-0 ③ F9		S S S 0-3 ③ K	0 0 0 0 0 0 0 1 0 1 1 0 0 0 0 1 0 0 0 0 0 0 0 0 0 0 0 0 1 0 0 0 0 0 2 1 0 0 0 0 1 2						
Inning Stats	R: 1 H: 2 E: 0 LOB: 2 K: 2 BB: 1 S: 9 P: 13	R: 0 H: 1 E: 0 LOB: 1 K: 1 BB: 0 S: 6 P: 6	R: 0 H: 2 E: 0 LOB: 2 K: 0 BB: 0 S: 5 P: 5	R: 0 H: 1 E: 0 LOB: 1 K: 0 BB: 0 S: 4 P: 4	R: 0 H: 0 E: 0 LOB: 0 K: 0 BB: 0 S: 3 P: 3	R: 4 H: 3 E: 0 LOB: 2 K: 0 BB: 3 S: 9 P: 21	R: 0 H: 2 E: 0 LOB: 2 K: 1 BB: 0 S: 7 P: 7	R: 0 H: 0 E: 1 LOB: 1 K: 1 BB: 0 S: 6 P: 6	R: 0 H: 2 E: 0 LOB: 2 K: 1 BB: 0 S: 7 P: 7	1B: 12 SF: 0 2B: 1 SAC: 2 3B: 0 DP: 0 HR: 0 HBP: 0						

PITCHER		IP	WLS	BF	H	R	ER	SO	BB	IBB	HBP	BLK	WP	HR	S	P	ERA	WHIP
Dan Warthen, L ERA: 7.36	(1, 1)	5.2	L	29	8	5	5	3	4	0	0	0	0	0	34	50	7.94	2.118
Will McEnaney, L ERA: 3.8	(6, 1)	1.1		7	3	0	0	1	0	0	0	0	0	0	9	9	0.00	2.250
Joe Kerrigan, R ERA: 1.62	(8, 1)	2.0		9	2	0	0	2	0	0	0	0	0	0	13	13	0.00	1.000

PITCHER	IP	WLS	BF	H	R	ER	SO	BB	IBB	HBP	BLK	WP	HR	S	P	ERA	WHIP

TOP

Chicago Cubs @ Montreal Expos

Olympic Stadium, Montreal, QB

Fri May 13 1977, 7:05 PM EDT

Att. 12,591 - Unknown - 49 F

livebaseballscorecards.com

AB	39
R	5
H	13
RBI	5
BB	4
SO	6
LOB	24

WP: 0	PA: 45		
PB: 0			
SB: 0			
CS: 0			

Batter	1	2	3	4	5	6	7	8	9	AB	R	H	RBI	BB	SO	LOB
Dave Cash, R (1, 4) OBP: 0.333, SLG: 0.349	6-3		S 1B		1B 2B		1-3			4	1	2	0	0	0	0
Chris Speier, R (1, 6) OBP: 0.300, SLG: 0.344	1-3		BBBB 1-2 BB		SSS K		SSS K			3	0	0	0	1	2	1
Ellis Valentine, R (1, 9) OBP: 0.371, SLG: 0.571	L8		L8		G6-4-3 2-H 1B			5-3 2B		4	0	2	1	0	0	2
Tony Perez, R (1, 3) OBP: 0.330, SLG: 0.469		SSS K		1B 1B 1B	BBBSSSFX G6-4-3 1-2f			5-3 2-3		4	1	1	0	0	1	2
Warren Cromartie, L (1, 7) OBP: 0.304, SLG: 0.450		BBSSSFX 6-3		1B E 1-2 1B	L5			3-1		4	1	1	0	0	0	1
Gary Carter, R (1, 2) OBP: 0.388, SLG: 0.609		1B	E3 1-H 2-H 1B		BBBB BB			SSS K		3	0	2	1	1	1	1
Del Unser, L (1, 8) Andre Dawson, R (6, PH) (7, 8) OBP: 0.364, SLG: 0.561 OBP: 0.273, SLG: 0.282		F6	5-3 1B		SSS K		SSS K			2 2	0 0	1 0	0 0	0 0	0 2	1 1
Larry Parrish, R (1, 5) OBP: 0.276, SLG: 0.263			F8	5-3 1-2	5-3			6-3		4	0	0	0	0	0	2
Dan Warthen, S (1, 1) Will McEnaney, L (6, 1) Pete Mackanin, R (7, PH) Joe Kerrigan, R (8, 1) Jose Morales, R (9, PH) OBP: 0.125, SLG: 0.125			SSS K	1-3			SSS K	BSSSFX F2		2 0 1 0 1	0 0 0 0 0	0 0 0 0 0	0 0 0 0 0	1 0 1 0 0	1 0 0 0 0	1 0 0 0 0
Inning Stats	R: 0 H: 0 E: 0 LOB: 0 K: 0 BB: 0 S: 3 P: 3	R: 0 H: 1 E: 0 LOB: 1 K: 1 BB: 0 S: 9 P: 11	R: 0 H: 1 E: 0 LOB: 2 K: 1 BB: 1 S: 6 P: 10	R: 2 H: 4 E: 1 LOB: 1 K: 0 BB: 0 S: 6 P: 6	R: 1 H: 2 E: 0 LOB: 0 K: 1 BB: 0 S: 9 P: 12	R: 0 H: 0 E: 0 LOB: 1 K: 1 BB: 1 S: 5 P: 9	R: 0 H: 0 E: 0 LOB: 0 K: 2 BB: 0 S: 7 P: 7	R: 0 H: 1 E: 0 LOB: 1 K: 1 BB: 0 S: 6 P: 6	R: 0 H: 0 E: 0 LOB: 0 K: 1 BB: 0 S: 10 P: 11	1B: 7 SF: 0 2B: 2 SAC: 0 3B: 0 DP: 1 HR: 0 HBP: 0						

PITCHER		IP	WLS	BF	H	R	ER	SO	BB	IBB	HBP	BLK	WP	HR	S	P	ERA	WHIP
Bill Bonham, R ERA: 3.33	(1, 1)	5.0	W	22	8	3	3	3	1	0	0	0	0	0	33	42	5.40	1.800
Willie Hernandez, L ERA: 0.92	(6, 1)	1.0		4	0	0	0	1	1	0	0	0	0	0	5	9	0.00	1.000
Bruce Sutter, R ERA: 0.69	(7, 1)	3.0	S	10	1	0	0	4	0	0	0	0	0	0	23	24	0.00	0.333

PITCHER	IP	WLS	BF	H	R	ER	SO	BB	IBB	HBP	BLK	WP	HR	S	P	ERA	WHIP

BOTTOM

Chicago Cubs @ Montreal Expos

Olympic Stadium, Montreal, QB

Fri May 13 1977, 7:05 PM EDT

Att. 12,591 - Unknown - 49 F

livebaseballscorecards.com

AB	34
R	3
H	9
RBI	2
BB	2
SO	8
LOB	12

WP: 0 PA: 36
PB: 0
SB: 1
CS: 0

Batter	1	2	3	4	5	6	7	8	9	AB	R	H	RBI	BB	SO	LOB
Ivan De Jesus, R (1, 6) OBP: 0.353, SLG: 0.394	F9		E S 2B 1B 2-H	F9			SH5-3 S 1B 1B		6-3	5	2	2	1	0	0	0
Greg Gross, L (1, 7) OBP: 0.366, SLG: 0.382	K		E1 2B 1-3		SF8 3B		SH5-3 1-3		G3	4	2	1	0	0	1	1
Larry Biittner, L (1, 3) OBP: 0.330, SLG: 0.344	G3		1B 2B 1-H 3-H		F8		4-3		G3	5	1	1	2	0	0	2
Bobby Murcer, L (1, 9) OBP: 0.381, SLG: 0.515		P8	PB 1B IBB		SF8 3-H		S 1B 3-H			2	0	1	2	1	0	0
Jerry Morales, R (1, 8) OBP: 0.327, SLG: 0.385		K	PB 1B 1-2 2-H		F8		K 1-2			4	0	1	1	0	2	1
Manny Trillo, R (1, 4) OBP: 0.441, SLG: 0.626		K	HBP 1-2 2-3			K		G3 2B		3	0	1	0	0	2	0
Steve Ontiveros, S (1, 5) OBP: 0.413, SLG: 0.367		K	6-3			1B		G3 2-3		4	0	1	0	0	1	4
George Mitterwald, R (1, 2) OBP: 0.340, SLG: 0.448			WP SH1-4 1B HBP	F8		F2		K		3	1	0	0	0	1	2
Rick Reuschel, R (1, 1) OBP: 0.118, SLG: 0.063			SH1-4 1-2	1-3		K		L8		3	0	0	0	0	1	2
Bruce Sutter, R (9, 1)										0	0	0	0	0	0	0
Inning Stats	R: 0 E: 0 K: 1 S: 5 H: 0 LOB: 0 BB: 0 P: 5	R: 0 E: 0 K: 2 S: 8 H: 0 LOB: 0 BB: 0 P: 9	R: 4 E: 1 K: 1 S: 9 H: 3 LOB: 3 BB: 1 P: 15	R: 0 E: 0 K: 0 S: 13 H: 0 LOB: 0 BB: 0 P: 18	R: 1 E: 0 K: 0 S: 4 H: 1 LOB: 0 BB: 0 P: 4	R: 0 E: 0 K: 2 S: 8 H: 1 LOB: 1 BB: 0 P: 8	R: 1 E: 0 K: 1 S: 7 H: 2 LOB: 1 BB: 0 P: 7	R: 0 E: 0 K: 1 S: 8 H: 1 LOB: 1 BB: 0 P: 8	R: 0 E: 0 K: 0 S: 3 H: 0 LOB: 0 BB: 0 P: 3	1B: 5 2B: 2 3B: 1 HR: 0	SF: 1 SAC: 2 DP: 0 HBP: 2						

PITCHER	IP	WLS	BF	H	R	ER	SO	BB	IBB	HBP	BLK	WP	HR	S	P	ERA	WHIP
Steve Rogers, R (1, 1) ERA: 1.81	7.0	L	32	7	6	3	7	0	1	2	0	1	0	54	66	3.86	1.000
Bill Atkinson, R (8, 1) ERA: 0.69	2.0		7	1	0	0	1	0	0	0	0	0	0	11	11	0.00	0.500

PITCHER	IP	WLS	BF	H	R	ER	SO	BB	IBB	HBP	BLK	WP	HR	S	P	ERA	WHIP

TOP

Chicago Cubs @ Montreal Expos

Olympic Stadium, Montreal, QB

Sat May 14 1977, 3:33 AM EDT
Att. 14,208 - Sunny - 53 F

livebaseballscorecards.com

AB	33
R	6
H	8
RBI	6
BB	1
SO	8
LOB	12

WP: 1	PB: 1	SB: 3	CS: 0
PA: 39			

Chicago Cubs @ Montreal Expos

Olympic Stadium, Montreal, QB

Sat May 14 1977, 3:33 AM EDT

Att. 14,208 - Sunny - 53 F

livebaseballscorecards.com

BOTTOM

Batter	1	2	3	4	5	6	7	8	9	AB	R	H	RBI	BB	SO	LOB
Dave Cash, R (1, 4) OBP: 0.322, SLG: 0.336	S S S 0-3 ① K		x 0-0 ②③ G5-4-3 1-2f		x 0-0 ① L6		S S S 0-3 ② K			4	0	0	0	0	2	1
Chris Speier, R (1, 6) OBP: 0.284, SLG: 0.324	B B B S S T T X 3-2 ② 6-3			x 0-0 ① 5-3	x 0-0 ② 5-3		x 0-0 ③ 4-3			4	0	0	0	0	0	0
Ellis Valentine, R (1, 9) OBP: 0.386, SLG: 0.579	S S S 0-3 ③ K			x 0-0 1B 1B 1B	x 0-0 1B			x 0-0 G4-6-3 1B		4	1	3	0	0	1	0
Tony Perez, R (1, 3) OBP: 0.336, SLG: 0.480		x 0-0 2B		x 0-0 FC5-4 1B 1-2 2B 1B	x 0-0 ③ 4-3			x 0-0 ①② G4-6-3 1-2f		4	1	2	0	0	0	2
Warren Cromartie, L (1, 7) OBP: 0.321, SLG: 0.462		x 0-0 ① P4		x 0-0 FC5-4 1-2 2-H 1B		x 0-0 G4-3 1B		x 0-0 1B		4	0	3	1	0	0	1
Gary Carter, R (1, 2) OBP: 0.373, SLG: 0.582		x 0-0 ② L5		x 0-0 ② FC5-4 1-2f 2-3 2B		x 0-0 ①② G4-3 1-2f		B B S S T X 2-2 ③ F9		4	1	0	0	0	0	5
Del Unser, L (1, 8) OBP: 0.396, SLG: 0.600		x 0-0 ③ 4-3		x 0-0 1-H 3-H 2B		x 0-0 1B			x 0-0 G6-4-3 1B	4	0	3	2	0	0	1
Larry Parrish, R (1, 5) OBP: 0.275, SLG: 0.255			x 0-0 ① 5-3 | 4-0 IBB			x 0-0 ③ 1-3			S S S 0-3 ① K	3	0	0	0	1	1	2
Steve Rogers, R (1, 1) OBP: 0.174, SLG: 0.174 Mike Jorgensen, L (7, PH) OBP: 0.273, SLG: 0.111 Bill Atkinson, L (8, 1) OBP: 1.000, SLG: 1.000 Jose Morales, R (9, PH) OBP: 0.111, SLG: 0.111			B S S F X 1-2 G5-4-3 1B	x 0-0 ③ 4-3			x 0-0 ① 4-3		x 0-0 ②③ G6-4-3 1-2f	2 1 0 1	0 0 0 0	1 0 0 0	0 0 0 0	0 0 0 0	0 0 0 0	2 0 0 1
Inning Stats	R: 0 E: 0 K: 2 S: 11 H: 0 LOB: 0 BB: 0 P: 14	R: 0 E: 0 K: 0 S: 4 H: 1 LOB: 1 BB: 0 P: 4	R: 0 E: 0 K: 0 S: 6 H: 1 LOB: 0 BB: 0 P: 7	R: 3 E: 0 K: 0 S: 7 H: 4 LOB: 2 BB: 1 P: 11	R: 0 E: 0 K: 0 S: 4 H: 1 LOB: 1 BB: 0 P: 4	R: 0 E: 0 K: 0 S: 4 H: 2 LOB: 1 BB: 0 P: 4	R: 0 E: 0 K: 1 S: 5 H: 0 LOB: 0 BB: 0 P: 5	R: 0 E: 0 K: 0 S: 7 H: 2 LOB: 1 BB: 0 P: 9	R: 0 E: 0 K: 1 S: 5 H: 1 LOB: 0 BB: 0 P: 5	1B: 10 2B: 2 3B: 0 HR: 0	SF: 0 SAC: 0 DP: 4 HBP: 0			WP: 0 PB: 0 SB: 0 CS: 0	PA: 36		

	AB	35
	R	3
	H	12
	RBI	3
	BB	1
	SO	4
	LOB	15

PITCHER		IP	WLS	BF	H	R	ER	SO	BB	IBB	HBP	BLK	WP	HR	S	P	ERA	WHIP
Rick Reuschel, R ERA: 3.02	(1, 1)	8.0	W	34	12	3	3	3	0	1	0	0	0	0	49	59	3.38	1.500
Bruce Sutter, R ERA: 0.67	(9, 1)	1.0	S	2	0	0	0	1	0	0	0	0	0	0	4	4	0.00	0.000

PITCHER	IP	WLS	BF	H	R	ER	SO	BB	IBB	HBP	BLK	WP	HR	S	P	ERA	WHIP

Batter	1	2	3	4	5	6	7	8	9	AB	R	H	RBI	BB	SO	LOB
Ivan De Jesus, R (1, 6) OBP: 0.358, SLG: 0.398	L5-4 BB 1B	L9	1B	6-3						4	0	2	0	0	0	0
Greg Gross, L (1, 7) OBP: 0.378, SLG: 0.389	1-2 1B 2B BB	P7	SF7 2-3 3-H			2B 1B				2	1	1	1	1	0	0
Larry Biittner, L (1, 3) OBP: 0.337, SLG: 0.362	L5-4 2-3	K	1-3 3-H 1B					1-H 1B 2B		4	0	2	1	0	1	2
Bobby Murcer, L (1, 9) OBP: 0.385, SLG: 0.514	1-2 2B 1B			F3	F8			S 2-H 1B		4	1	2	0	0	0	2
Jerry Morales, R (1, 8) OBP: 0.324, SLG: 0.390	1-H 2-H 2B			L9		1-3		1-3 1-2		4	0	1	2	0	1	1
Manny Trillo, R (1, 4) OBP: 0.425, SLG: 0.600	6-3			5-3		F3			K	4	0	0	0	0	1	1
Steve Ontiveros, S (1, 5) OBP: 0.407, SLG: 0.362		K			SH3-4 1B SF7 1B	3-1			4-3	4	1	1	0	0	1	0
George Mitterwald, R (1, 2) OBP: 0.347, SLG: 0.444		6-3			SF7 SH3-4 1-2 1B		L5		BB	3	1	1	0	1	0	0
Ray Burris, R (1, 1) OBP: 0.118, SLG: 0.063 Willie Hernandez, L (8, 1) Bill Buckner, L (9, PH) OBP: 0.400, SLG: 0.514 Bruce Sutter, R (9, 1)		K			SH3-4 1-2 2-3		K		6-3	2	0	0	0	0	2	0
										0	0	0	0	0	0	0
										1	0	0	0	0	0	1
										0	0	0	0	0	0	0

TOP

Chicago Cubs @ Montreal Expos

Olympic Stadium, Montreal, QB

Sun May 15 1977, 3:33 AM EDT

Sunny - 62 F

livebaseballscorecards.com

AB	32
R	4
H	10
RBI	4
BB	2
SO	6
LOB	7

Inning Stats	1	2	3	4	5	6	7	8	9
	R: 2 E: 0 K: 0 S: 5	R: 0 E: 0 K: 2 S: 10	R: 0 E: 0 K: 1 S: 8	R: 0 E: 0 K: 0 S: 3	R: 2 E: 0 K: 0 S: 7	R: 0 E: 0 K: 0 S: 6	R: 0 E: 0 K: 1 S: 5	R: 0 E: 0 K: 1 S: 7	R: 0 E: 0 K: 1 S: 8
	H: 3 LOB: 1 BB: 1 P: 9	H: 0 LOB: 0 BB: 0 P: 12	H: 0 LOB: 0 BB: 0 P: 10	H: 0 LOB: 0 BB: 0 P: 3	H: 4 LOB: 2 BB: 0 P: 7	H: 0 LOB: 0 BB: 0 P: 8	H: 0 LOB: 0 BB: 0 P: 5	H: 3 LOB: 1 BB: 0 P: 8	H: 0 LOB: 1 BB: 1 P: 12

PITCHER		IP	WLS	BF	H	R	ER	SO	BB	IBB	HBP	BLK	WP	HR	S	P	ERA	WHIP	PITCHER	IP	WLS	BF	H	R	ER	SO	BB	IBB	HBP	BLK	WP	HR	S	P	ERA	WHIP
Don Stanhouse, R ERA: 3.95	(1, 1)	6.0	L	25	7	4	4	3	1	0	0	0	0	0	39	49	6.00	1.333																	
Jeff Terpko, R ERA: 5.63	(7, 1)	2.0		7	3	0	0	2	0	0	0	0	0	0	12	13	0.00	1.500																	
Joe Kerrigan, R ERA: 1.53	(9, 1)	1.0		4	0	0	0	1	1	0	0	0	0	0	8	12	0.00	1.000																	

PITCHER		IP	WLS	BF	H	R	ER	SO	BB	IBB	HBP	BLK	WP	HR	S	P	ERA	WHIP	PITCHER	IP	WLS	BF	H	R	ER	SO	BB	IBB	HBP	BLK	WP	HR	S	P	ERA	WHIP

1B: 8	SF: 1
2B: 3	SAC: 1
3B: 0	DP: 1
HR: 0	HBP: 0

WP: 0	PA: 36
PB: 0	
SB: 1	
CS: 0	

Chicago Cubs @ Montreal Expos

Olympic Stadium, Montreal, QB

Sun May 15 1977, 3:33 AM EDT

Sunny - 62 F

BOTTOM

Batter	1	2	3	4	5	6	7	8	9	AB	R	H	RBI	BB	SO	LOB
Dave Cash, R (1, 4) OBP: 0.325, SLG: 0.339	0-0 1B 1B	0-0 ③ 4-3		0-0 ③ FC5-4 1-2f			0-0 ① 6-3		B B S S T X 2-2 G3-6-3 1B	5	0	2	0	0	0	2
Chris Speier, R (1, 6) OBP: 0.266, SLG: 0.301	0-0 ① F8		0-0 ① 4-3		S S S 0-3 ① K		0-0 ② L9		0-0 ① B1	5	0	0	0	0	1	2
Mike Jorgensen, L (1, 3) OBP: 0.313, SLG: 0.214	0-0 ② F9		0-0 BB 1B		0-0 ② G3		0-0 1B		B S S S T X 1-2 ②③ G3-6-3 1-2f	5	0	2	0	0	0	2
Ellis Valentine, R (1, 9) OBP: 0.390, SLG: 0.576	0-0 1-2 1B		0-0 ② F7		0-0 1B		S S S 0-3 ③ K			4	0	2	0	0	1	2
Warren Cromartie, L (1, 7) OBP: 0.318, SLG: 0.449	B B S S T T S 2-3 ③ K		B B B B 4-0 FC5-4 1-2 BB		0-0 ③ F7			0-0 ① L9		3	0	0	0	1	1	3
Larry Parrish, R (1, 5) OBP: 0.274, SLG: 0.255		0-0 ① L4	0-0 ③ FC5-4 1-2f			0-0 ① 6-3		0-0 WP HR 1B		4	1	1	0	0	0	2
Del Unser, L (1, 8) OBP: 0.404, SLG: 0.583		B B S S L X 2-2 2B 1B		0-0 ① G3		B B B B 4-0 1B BB		B S S F X 1-2 ② F8 1-2		3	1	1	0	1	0	1
Barry Foote, R (1, 2) OBP: 0.455, SLG: 0.800		0-0 1-H 2B		0-0 ② 6-3		0-0 G5-4-3 1-2 1B		0-0 2-H HR		4	1	3	3	0	0	0
Don Stanhouse, R (1, 1) OBP: 0.381, SLG: 0.350 Jose Morales, R (6, PH) OBP: 0.100, SLG: 0.100 Jeff Terpko, R (7, 1) Wayne Garrett, L (8, PH) Tony Perez, R (8, PH) OBP: 0.333, SLG: 0.476 Joe Kerrigan, R (9, 1)	S S S 0-3 ② K			0-0 FC5-4 1B		0-0 ②③ G5-4-3 1-2f		0-0 ③ 4-3		2 0 1 0 0 1 1 1 0 0 0 0 0 2 0 0 0 0 0 0 0 0 0 0 0 0 0 0 1 0 0 0 0 0 0 0 0 0 0 0 0 0						

livebaseballscorecards.com

AB	37
R	3
H	12
RBI	3
BB	2
SO	4
LOB	17

Inning Stats	1	2	3	4	5	6	7	8	9
	R: 0 E: 0 K: 1 S: 9 H: 2 LOB: 2 BB: 0 P: 11	R: 1 E: 0 K: 1 S: 10 H: 2 LOB: 1 BB: 0 P: 12	R: 0 E: 0 K: 0 S: 4 H: 1 LOB: 2 BB: 1 P: 8	R: 0 E: 0 K: 0 S: 4 H: 1 LOB: 1 BB: 0 P: 4	R: 0 E: 0 K: 1 S: 6 H: 1 LOB: 1 BB: 0 P: 6	R: 0 E: 0 K: 0 S: 3 H: 1 LOB: 1 BB: 1 P: 7	R: 0 E: 0 K: 1 S: 6 H: 1 LOB: 1 BB: 0 P: 6	R: 2 E: 0 K: 0 S: 8 H: 2 LOB: 0 BB: 0 P: 9	R: 0 E: 0 K: 0 S: 9 H: 1 LOB: 0 BB: 0 P: 12

1B: 10	SF: 0
2B: 1	SAC: 0
3B: 0	DP: 2
HR: 1	HBP: 0
WP: 1	PA: 39
PB: 0	
SB: 0	
CS: 0	

PITCHER		IP	WLS	BF	H	R	ER	SO	BB	IBB	HBP	BLK	WP	HR	S	P	ERA	WHIP
Ray Burris, R ERA: 3.96	(1, 1)	7.2	W	35	11	3	3	4	2	0	0	0	1	1	49	62	3.52	1.696
Willie Hernandez, L ERA: 0.9	(8, 1)	0.1		1	0	0	0	0	0	0	0	0	0	0	1	1	0.00	0.000
Bruce Sutter, R ERA: 0.64	(9, 1)	1.0	S	3	1	0	0	0	0	0	0	0	0	0	9	12	0.00	1.000

PITCHER	IP	WLS	BF	H	R	ER	SO	BB	IBB	HBP	BLK	WP	HR	S	P	ERA	WHIP

Batter	1	2	3	4	5	6	7	8	9	AB	R	H	RBI	BB	SO	LOB
Ivan De Jesus, R (1, 6) OBP: 0.359, SLG: 0.407	S S S 0-3 ① K		x 0-0 BB 1B 1B ② 4-3		x 0-0 ① 5-3		x 0-0 1B 2B	5	2	2	0	0	1	0
Greg Gross, L (1, 7) OBP: 0.347, SLG: 0.350	B B B S S F X 3-2 ② F7	x 0-0 ① F9	S S S 0-3 ③ K		x 0-0 ② 5-3		x 0-0 2-H 1B	4	0	0	0	0	1	1
Gene Clines, R (9, PH) OBP: 0.471, SLG: 0.385 (9, 7)										1	0	1	1	0	0	0
Larry Biittner, L (1, 3) OBP: 0.340, SLG: 0.364	x 0-0 1B	x 0-0 1-2 BB 1B 1B		x 0-0 ① L7		x 0-0 ③ L6		B B B S S F F S 2-3 ② K	5	1	2	0	0	1	1
Bobby Murcer, L (1, 9) OBP: 0.378, SLG: 0.495	x 0-0 ③ 4-3		B B B S S S F B 4-2 F9 1B 1B 1-2 2-3 BB		x 0-0 ② P7		x 0-0 ① P7	B B B S S F X 3-2 ③ P9	4	1	0	0	1	0	2
Jerry Morales, R (1, 8) OBP: 0.330, SLG: 0.394		S S S 0-3 ① K	x 0-0 1B 1-2 2-H 3-H 1B		S S S 0-3 ③ K		x 0-0 BB 1B		4	0	2	2	0	2	0
Manny Trillo, R (1, 4) OBP: 0.418, SLG: 0.586		x 0-0 1B 1B	x 0-0 ② F9 2-3		x 0-0 ① 4-3		x 0-0 ② F7		4	0	1	0	0	0	3
Steve Ontiveros, S (1, 5) OBP: 0.419, SLG: 0.371		B S S F X 1-2 ② F5 1B	x 0-0 1-3 3-H 1B		x 0-0 1B		B B B S S F B 4-2 1-2 BB		3	0	2	1	1	0	1
Steve Swisher, R (1, 2) OBP: 0.143, SLG: 0.143		x 0-0 1-2 1B	x 0-0 ③ P8		x 0-0 ② F9		x 0-0 ③ F3		4	0	1	0	0	0	5
Mike Krukow, R (1, 1) OBP: 0.273, SLG: 0.364		x 0-0 ③ 6-3		x 0-0 ① G3		S S S 0-3 ③ K		S S S 0-3 ① K	3	0	0	0	0	1	3
Paul Reuschel, R (6, 1)									1	0	0	0	0	1	0
Inning Stats	R: 0 H: 1 E: 0 LOB: 1 K: 1 BB: 0 S: 9 P: 12	R: 0 H: 2 E: 0 LOB: 2 K: 1 BB: 0 S: 10 P: 11	R: 3 H: 4 E: 0 LOB: 2 K: 0 BB: 1 S: 10 P: 14	R: 0 H: 0 E: 0 LOB: 0 K: 1 BB: 0 S: 5 P: 5	R: 0 H: 0 E: 0 LOB: 0 K: 1 BB: 0 S: 5 P: 5	R: 0 H: 1 E: 0 LOB: 1 K: 1 BB: 0 S: 6 P: 6	R: 0 H: 0 E: 0 LOB: 0 K: 0 BB: 0 S: 3 P: 3	R: 0 H: 1 E: 0 LOB: 2 K: 0 BB: 1 S: 7 P: 11	R: 1 H: 2 E: 0 LOB: 1 K: 2 BB: 0 S: 14 P: 19	1B: 10 SF: 0 2B: 1 SAC: 0 3B: 0 DP: 0 HR: 0 HBP: 0						

PITCHER		IP	WLS	BF	H	R	ER	SO	BB	IBB	HBP	BLK	WP	HR	S	P	ERA	WHIP
Jackie Brown, R ERA: 5.18	(1, 1)	2.2	L	16	7	3	3	2	1	0	0	0	0	0	28	36	10.12	3.000
Jeff Terpko, R ERA: 4.35	(3, 1)	2.1		7	0	0	0	2	0	0	0	0	0	0	11	11	0.00	0.000
Gerry Hannahs, L ERA: 4.21	(6, 1)	1.0		4	1	0	0	1	0	0	0	0	0	0	6	6	0.00	1.000
Will McEnaney, L ERA: 3.7	(7, 1)	3.0		13	3	1	1	2	1	0	0	0	0	0	24	33	3.00	1.333

PITCHER	IP	WLS	BF	H	R	ER	SO	BB	IBB	HBP	BLK	WP	HR	S	P	ERA	WHIP

TOP

Chicago Cubs @ Montreal Expos

Olympic Stadium, Montreal, QB

Sun May 15 1977, 3:38 AM EDT
Att. 31,186 - Sunny - 68 F

livebaseballscorecards.com

AB	38
R	4
H	11
RBI	4
BB	2
SO	7
LOB	16

WP: 0	PA: 40
PB: 0	
SB: 0	
CS: 0	

Chicago Cubs @ Montreal Expos

Olympic Stadium, Montreal, QB

Sun May 15 1977, 3:38 AM EDT

Att. 31,186 - Sunny - 68 F

livebaseballscorecards.com

BOTTOM

Batter	1	2	3	4	5	6	7	8	9	AB	R	H	RBI	BB	SO	LOB
Dave Cash, R (1, 4) OBP: 0.328, SLG: 0.358	3B	FC4-6 1-2f			FC4 WP S 2-3	FC6-4 1-2f			G6-4-3 1B	5	0	2	0	0	0	5
Chris Speier, R (1, 6) OBP: 0.250, SLG: 0.282	K	6-3			P3 1-2		F9		G6-4-3 1-2f	5	0	0	0	0	1	4
Ellis Valentine, R (1, 9) OBP: 0.385, SLG: 0.563	5-3	1B			L6		G3			4	0	1	0	0	0	3
Tony Perez, R (1, 3) OBP: 0.331, SLG: 0.462	6-3	F8			2-3 3-H BB		6-3			3	0	0	0	1	0	2
Warren Cromartie, L (1, 7) OBP: 0.316, SLG: 0.441		1B 1B 1B	3-1		F6			K		4	1	1	0	0	1	3
Del Unser, L (1, 8) OBP: 0.411, SLG: 0.596		FC5-6 1B 1-2 1B	5-3		F8 2B			K		4	0	2	0	0	1	0
Gary Carter, R (1, 2) OBP: 0.377, SLG: 0.570		K	K		FC6-4 BB			BB		2	0	0	0	2	2	2
Wayne Garrett, L (1, 5) OBP: 0.143, SLG: 0.143		FC5-6 1-2 2-H 1B	3-1		F8 2-3			K		4	0	1	1	0	1	3
Jackie Brown, R (1, 1) Jeff Terpko, R (3, 1) Pete Mackanin, R (5, PH) OBP: 0.167, SLG: 0.333 Gerry Hannahs, L (6, 1) Mike Jorgensen, L (6, PH) OBP: 0.294, SLG: 0.200 Will McEnaney, L (7, 1) Jose Morales, R (9, PH) OBP: 0.091, SLG: 0.091		FC5-6 FC4-6 1-2 2-3f			FC4 WP 2B				4-3	1 0 1 0 1 0 1	0 0 1 0 0 0 0	0 0 1 0 0 1 0	0 0 0 0 0 0 0	0 0 0 0 0 0 0	0 0 0 0 0 0 0	2 0 0 0 1 2 0
Inning Stats	R: 0 E: 0 K: 1 S: 10 H: 1 LOB: 1 BB: 0 P: 13	R: 1 E: 0 K: 1 S: 11 H: 3 LOB: 2 BB: 0 P: 12	R: 0 E: 0 K: 0 S: 7 H: 1 LOB: 1 BB: 0 P: 9	R: 0 E: 0 K: 1 S: 5 H: 0 LOB: 0 BB: 0 P: 5	R: 1 E: 0 K: 0 S: 10 H: 1 LOB: 2 BB: 1 P: 16	R: 0 E: 0 K: 1 S: 10 H: 1 LOB: 2 BB: 1 P: 16	R: 0 E: 0 K: 0 S: 3 H: 0 LOB: 0 BB: 0 P: 3	R: 0 E: 0 K: 3 S: 12 H: 0 LOB: 1 BB: 1 P: 20	R: 0 E: 0 K: 0 S: 6 H: 1 LOB: 0 BB: 0 P: 7	1B: 5 2B: 2 3B: 1 HR: 0 SF: 0 SAC: 0 DP: 1 HBP: 0						

	AB	35
	R	2
	H	8
	RBI	1
	BB	3
	SO	7
	LOB	26

WP: 1 PA: 38
PB: 0
SB: 1
CS: 0

PITCHER		IP	WLS	BF	H	R	ER	SO	BB	IBB	HBP	BLK	WP	HR	S	P	ERA	WHIP
Mike Krukow, R ERA: 6.39	(1, 1)	5.0	W	24	7	2	2	3	1	0	0	0	1	0	44	56	3.60	1.600
Paul Reuschel, R ERA: 1.1	(6, 1)	4.0	S	14	1	0	0	4	2	0	0	0	0	0	30	45	0.00	0.750

PITCHER	IP	WLS	BF	H	R	ER	SO	BB	IBB	HBP	BLK	WP	HR	S	P	ERA	WHIP

Montreal Expos @ Atlanta Braves

Atlanta-Fulton County Stadium, Atlanta, GA

Tue May 17 1977, 7:05 PM EDT

Att. 8,611 - Unknown

TOP

livebaseballscorecards.com

Batter	1	2	3	4	5	6	7	8	9	AB	R	H	RBI	BB	SO	LOB
Dave Cash, R (1, 4) OBP: 0.331, SLG: 0.362	BBBB 4-0 CS BB		0-0 6-3 ③			0-0 G3 ① 1-2		0-0 FC6-4 1B 2B 2-H	0-0 F4 ②	4	1	1	1	1	0	2
Chris Speier, R (1, 6) OBP: 0.258, SLG: 0.289	0-0 P6 ①② 1-2			0-0 6-3 ①		0-0 6-3 ②		0-0 FC6-4 1B	0-0 BB 1B 2-H	5	0	2	1	0	0	2
Ellis Valentine, R (1, 9) OBP: 0.395, SLG: 0.566	BBBB 4-0 FC4 BB			0-0 F8 ②		0-0 2B 2-H		0-0 FC6-4 ② 1B 1-2f 2-3	BBBB 4-0 BB 1-2	3	1	1	1	2	0	2
Tony Perez, R (1, 3) OBP: 0.336, SLG: 0.459 Joe Kerrigan, R (8, 1) Bill Atkinson, L (9, 1) OBP: 1.000, SLG: 1.000	0-0 FC4 ③ 1-2f			H 1-0 HBP		0-0 F8 ③		0-0 1B 1-3 3-H	SSS 0-3 K ③	3 1 0	1 0 0	1 0 0	1 0 0	0 1 0	0 2 0	2 2 0
Warren Cromartie, L (1, 7) OBP: 0.314, SLG: 0.435		0-0 F5 ①		0-0 F9 ③			0-0 3-1 ①	0-0 1B 2-H 3-H		4	0	1	2	0	0	1
Del Unser, L (1, 8) OBP: 0.417, SLG: 0.582		SSS 0-3 K ②			0-0 G6-3 1B		0-0 1-3 ②	4-0 IBB		3	0	1	0	1	1	0
Barry Foote, R (1, 2) OBP: 0.333, SLG: 0.571		0-0 F8 ③			0-0 G6-3 ①② 1-2f		0-0 F6 ③	SSS 0-3 K ③		4	0	0	0	0	1	3
Larry Parrish, R (1, 5) OBP: 0.274, SLG: 0.248			0-0 F6 ①		0-0 F8 ③			0-0 6-3 ①	BBBB 4-0 SH5-3 1B BB	3	1	0	0	1	0	0
Dan Warthen, S (1, 1) Jackie Brown, R (5, 1) Pete Mackanin, R (6, PH) OBP: 0.286, SLG: 0.429 Jeff Terpko, R (6, 1) Mike Jorgensen, L (8, PH) OBP: 0.333, SLG: 0.313 (8, 3)			0-0 5-3 ②			0-0 G3 2B 1B		0-0 2B 2B	0-0 SH5-3 ① 1-2	1 0 1 0 1	0 0 1 0 1	0 0 1 0 1	0 0 1 0 0	0 0 0 0 0	0 0 0 0 0	0 0 0 0 0
Inning Stats	R: 0 H: 0 E: 0 LOB: 1 K: 0 BB: 2 S: 2 P: 10	R: 0 H: 0 E: 0 LOB: 0 K: 1 BB: 0 S: 5 P: 5	R: 0 H: 0 E: 0 LOB: 0 K: 0 BB: 0 S: 3 P: 3	R: 0 H: 0 E: 0 LOB: 1 K: 0 BB: 0 S: 3 P: 4	R: 0 H: 1 E: 0 LOB: 0 K: 0 BB: 0 S: 3 P: 3	R: 1 H: 2 E: 0 LOB: 1 K: 0 BB: 0 S: 5 P: 5	R: 0 H: 0 E: 0 LOB: 0 K: 0 BB: 0 S: 3 P: 3	R: 4 H: 5 E: 0 LOB: 2 K: 1 BB: 1 S: 10 P: 14	R: 1 H: 1 E: 0 LOB: 2 K: 1 BB: 2 S: 6 P: 14	1B: 6 SF: 0 2B: 3 SAC: 1 3B: 0 DP: 1 HR: 0 HBP: 1						WP: 0 PA: 40 PB: 0 SB: 0 CS: 1

	AB	33
	R	6
	H	9
	RBI	6
	BB	5
	SO	3
	LOB	14

PITCHER		IP	WLS	BF	H	R	ER	SO	BB	IBB	HBP	BLK	WP	HR	S	P	ERA	WHIP
Max Leon, R ERA: 3.8	(1, 1)	7.1		28	5	3	3	1	2	0	1	0	0	0	27	36	3.68	0.955
Rick Camp, R ERA: 4.15	(8, 1)	0.1		5	3	2	2	0	0	1	0	0	0	0	4	8	54.00	9.000
Dave Campbell, R ERA: 1.59	(8, 1)	0.1		1	0	0	0	1	0	0	0	0	0	0	3	3	0.00	0.000
Don Collins, L ERA: 3.68	(9, 1)	0.1		2	0	1	1	0	1	0	0	0	0	0	1	5	27.00	3.000
Phil Niekro, R ERA: 6.71	(9, 1)	0.2	W	4	1	0	0	1	1	0	0	0	0	0	5	9	0.00	3.000

PITCHER	IP	WLS	BF	H	R	ER	SO	BB	IBB	HBP	BLK	WP	HR	S	P	ERA	WHIP

Batter	1	2	3	4	5	6	7	8	9	AB	R	H	RBI	BB	SO	LOB
Jerry Royster, R (1, 6) OBP: 0.287, SLG: 0.256	BBBB 4-0 SH1-4 BB BB		BBBB 4-0 BB HR BB		BBBB 4-0 FC6-4 BB		x 0-0 ① FC1-6 1-2f		x 0-0 ① F4	2	1	0	0	3	0	1
Rod Gilbreath, R (1, 4) OBP: 0.279, SLG: 0.226	BBBB 4-0 SH1-4 1-2 BB		BBBB 4-0 1-2 HR BB		x 0-0 ① F7		x 0-0 ② F8		x 0-0 ② F3	2	1	0	0	2	0	2
Darrel Chaney, S (9, PH) OBP: 0.296, SLG: 0.444										1	0	0	0	0	0	0
Junior Moore, R (1, 5) OBP: 0.381, SLG: 0.362	x 0-0 ① SH1-4 1-2 2-3		x 0-0 ② F9		x 0-0 ② F4		x 0-0 ③ F8		x 0-0 1B BB HR 1B	4	1	1	0	0	0	4
Jeff Burroughs, R (1, 9) OBP: 0.392, SLG: 0.527	SSS 0-3 ② K		x 0-0 1-H 2-H HR		x 0-0 ③ FC6-4 1-2f			x 0-0 FC5-6 1B 1B	BBBB 4-0 1-2 1B HR BB	4	1	2	3	1	1	3
Pat Rockett, R (9, PR) OBP: 0.316, SLG: 0.276										0	1	0	0	0	0	0
Gary Matthews, R (1, 7) OBP: 0.456, SLG: 0.605	x 0-0 ③ 5-3		x 0-0 ③ 5-3			x 0-0 HR		x 0-0 1-2 E 1B	x 0-0 1-2 2-3 HR 1B	5	3	3	1	0	0	2
Vic Correll, R (1, 2) OBP: 0.354, SLG: 0.476		x 0-0 CS 1B		x 0-0 ① F7		SSS 0-3 ① K		x 0-0 ① FC5-6 1B 1-H 2-3f	x 0-0 1-H 2-H 3-H HR	4	0	1	0	0	1	1
Biff Pocoroba, S (9, PH) OBP: 0.333, SLG: 0.418										1	1	1	4	0	0	0
Tom Paciorek, R (1, 3) OBP: 0.247, SLG: 0.365		SSS 0-3 ① ② K 1-2		x 0-0 ② F8		SSS 0-3 ② K		x 0-0 ② F6		4	0	0	0	0	2	2
Barry Bonnell, R (1, 8) OBP: 0.423, SLG: 0.364		SSS 0-3 ③ K		BBBB 4-0 BB		x 0-0 ③ 6-3		x 0-0 1-2 1B		3	0	1	0	1	1	0
Max Leon, R (1, 1) OBP: 0.286, SLG: 0.333			x 0-0 ① F8	x 0-0 ③ 6-3			x 0-0 FC1-6 1B	x 0-0 ③ F5		3	0	1	0	0	0	1
Rick Camp, R (8, 1)										0	0	0	0	0	0	0
Dave Campbell, R (8, 1)										0	0	0	0	0	0	0
Brian Asselstine, L (8, PH) OBP: 0.286, SLG: 0.333										1	0	0	0	0	0	2
Don Collins, R (9, 1)										0	0	0	0	0	0	0
Phil Niekro, R (9, 1) OBP: 0.222, SLG: 0.222										0	0	0	0	0	0	0
Inning Stats	R: 0 E: 0 K: 1 S: 5 H: 0 LOB: 2 BB: 2 P: 13	R: 0 E: 0 K: 2 S: 7 H: 1 LOB: 0 BB: 0 P: 7	R: 3 E: 0 K: 0 S: 4 H: 1 LOB: 0 BB: 2 P: 12	R: 0 E: 0 K: 0 S: 3 H: 0 LOB: 1 BB: 1 P: 7	R: 0 E: 0 K: 0 S: 3 H: 0 LOB: 1 BB: 1 P: 7	R: 1 E: 0 K: 2 S: 8 H: 1 LOB: 0 BB: 0 P: 8	R: 0 E: 0 K: 0 S: 4 H: 1 LOB: 1 BB: 0 P: 4	R: 1 E: 1 K: 0 S: 6 H: 3 LOB: 2 BB: 0 P: 6	R: 4 E: 0 K: 0 S: 5 H: 3 LOB: 1 BB: 1 P: 9	1B: 7 2B: 0 3B: 0 HR: 3	SF: 0 SAC: 1 DP: 0 HBP: 0						

PITCHER		IP	WLS	BF	H	R	ER	SO	BB	IBB	HBP	BLK	WP	HR	S	P	ERA	WHIP
Dan Warthen, L ERA: 7.2	(1, 1)	4.0		19	2	3	3	3	6	0	0	0	0	1	19	43	6.75	2.000
Jackie Brown, R ERA: 4.97	(5, 1)	1.0		3	0	0	0	0	0	0	0	0	0	0	3	3	0.00	0.000
Jeff Terpko, R ERA: 4.38	(6, 1)	2.0		8	2	1	1	2	0	0	0	0	0	1	12	12	4.50	1.000
Joe Kerrigan, R ERA: 1.86	(8, 1)	1.2		9	4	2	1	0	0	0	0	0	0	0	9	9	5.40	2.400
Bill Atkinson, R ERA: 2.77	(9, 1)	0.0	L	3	2	3	3	0	1	0	0	0	0	1	2	6	∞	∞

PITCHER	IP	WLS	BF	H	R	ER	SO	BB	IBB	HBP	BLK	WP	HR	S	P	ERA	WHIP

BOTTOM

Montreal Expos @ Atlanta Braves

Atlanta-Fulton County Stadium, Atlanta, GA

Tue May 17 1977, 7:05 PM EDT

Att. 8,611 - Unknown

livebaseballscorecards.com

AB	34
R	9
H	10
RBI	8
BB	7
SO	5
LOB	18

WP: 0	PA: 42					
PB: 0						
SB: 0						
CS: 1						

Batter	1	2	3	4	5	6	7	8	9	AB	R	H	RBI	BB	SO	LOB
Dave Cash, R (1, 4) OBP: 0.340, SLG: 0.366	BBBB 4-0 BB		x 0-0 5-3 1B		x 0-0 ③ 5-3		x 0-0 ② 6-3		x 0-0 1B	4	0	2	0	1	0	0
Chris Speier, R (1, 6) OBP: 0.245, SLG: 0.273	x 0-0 ① F6		x 0-0 ② 5-3 1-2			x 0-0 ① F8	x 0-0 ③ 6-3		x 0-0 ① F8	5	0	0	0	0	0	3
Andre Dawson, R (1, 8) OBP: 0.280, SLG: 0.329	x 0-0 ② F7		x 0-0 ③ F8			x 0-0 1B E G3 1B		x 0-0 HR	x 0-0 ② F9	5	2	2	1	0	0	3
Tony Perez, R (1, 3) OBP: 0.328, SLG: 0.446 Mike Jorgensen, L (6, 3) OBP: 0.350, SLG: 0.294	x 0-0 ③ 5-3			x 0-0 ① F9		x 0-0 E4 G3 1B 1-2 HR		BBBB 4-0 BB 2B	x 0-0 ③ F7	3 1	1 1	0 0	0 0	0 1	0 0	2 1
Ellis Valentine, R (1, 9) OBP: 0.398, SLG: 0.560		x 0-0 ① 5-3		x 0-0 ② 6-3		x 0-0 G3 1-2 2-3 HR 1B		BBBBB 4-0 1-2 2B BB		3	2	1	0	1	0	0
Warren Cromartie, L (1, 7) OBP: 0.311, SLG: 0.424		BBBB 4-0 FC5-4 BB		x 0-0 ③ 6-3		x 0-0 ② G3 1-2 2-3 3-H		x 0-0 ① F8		3	0	0	1	1	0	4
Larry Parrish, R (1, 5) OBP: 0.281, SLG: 0.310		x 0-0 ② FC5-4 1-2f			x 0-0 HR	x 0-0 2-H 3-H HR		SSS 0-3 ② K		4	2	2	4	0	1	3
Barry Foote, R (1, 2) OBP: 0.316, SLG: 0.556		x 0-0 ③ F9			x 0-0 ① 4-3	x 0-0 ③ 6-3		x 0-0 1-H 2-H 2B		4	0	1	2	0	0	1
Steve Rogers, R (1, 1) OBP: 0.160, SLG: 0.160 Jackie Brown, R (5, 1) Wayne Garrett, L (7, PH) OBP: 0.125, SLG: 0.125 Will McEnaney, L (7, 1) Jose Morales, R (8, PH) OBP: 0.083, SLG: 0.083 Joe Kerrigan, R (8, 1)			x 0-0 ① F9		SSS 0-3 ② K		x 0-0 ① F8	x 0-0 ③ F9		2 0 0 1 0 1 0	0 0 0 0 0 0 0	0 0 0 0 0 0 0	0 0 0 0 0 0 0	0 0 0 0 0 0 0	1 0 0 0 0 0 0	0 0 0 0 0 1 0
Inning Stats	R: 0 E: 0 K: 0 S: 3 H: 0 LOB: 1 BB: 1 P: 7	R: 0 E: 0 K: 0 S: 3 H: 0 LOB: 1 BB: 1 P: 7	R: 0 E: 0 K: 0 S: 4 H: 1 LOB: 1 BB: 0 P: 4	R: 0 E: 0 K: 0 S: 3 H: 0 LOB: 0 BB: 0 P: 3	R: 1 E: 0 K: 1 S: 6 H: 1 LOB: 0 BB: 0 P: 6	R: 4 E: 1 K: 0 S: 7 H: 3 LOB: 0 BB: 0 P: 7	R: 0 E: 0 K: 0 S: 3 H: 0 LOB: 0 BB: 0 P: 3	R: 3 E: 0 K: 1 S: 7 H: 2 LOB: 1 BB: 2 P: 15	R: 0 E: 0 K: 0 S: 4 H: 1 LOB: 1 BB: 0 P: 4	1B: 4 2B: 1 3B: 0 HR: 3 SF: 0 SAC: 0 DP: 0 HBP: 0						

PITCHER		IP	WLS	BF	H	R	ER	SO	BB	IBB	HBP	BLK	WP	HR	S	P	ERA	WHIP
Jamie Easterly, L ERA: 6.19	(1, 1)	6.0	W	26	5	5	1	1	2	0	0	0	0	2	26	34	1.50	1.167
Buzz Capra, R ERA: 7.49	(7, 1)	1.2		9	2	3	3	1	2	0	0	0	0	1	9	17	16.20	2.400
Dave Campbell, R ERA: 1.29	(8, 1)	1.1	S	5	1	0	0	0	0	0	0	0	0	0	5	5	0.00	0.750

PITCHER	IP	WLS	BF	H	R	ER	SO	BB	IBB	HBP	BLK	WP	HR	S	P	ERA	WHIP

TOP

Montreal Expos @ Atlanta Braves

Atlanta-Fulton County Stadium, Atlanta, GA

Wed May 18 1977, 7:05 PM EDT

Att. 9,788 - Unknown

livebaseballscorecards.com

AB	36
R	8
H	8
RBI	8
BB	4
SO	2
LOB	18

WP: 0	PA: 40
PB: 0	
SB: 0	
CS: 0	

Batter	1	2	3	4	5	6	7	8	9	AB	R	H	RBI	BB	SO	LOB
Jerry Royster, R (1, 6) OBP: 0.303, SLG: 0.270	CS 1B		G4-6-3 1B	F7		BBBB SH1-4 2B BB		1B S 4-3 1B		4	2	3	0	1	0	2
Darrel Chaney, S (1, 4) OBP: 0.290, SLG: 0.419	3-1 1-2		G4-6-3 1-2f		F8	SH1-4 1-2		4-3 1-3 1B		4	0	1	0	0	0	3
Junior Moore, R (1, 5) OBP: 0.382, SLG: 0.397	4-3			2B 3B	E 1B 1B 1B	5-3		4-3 1-2 3-H		5	2	2	1	0	0	2
Jeff Burroughs, R (1, 9) OBP: 0.399, SLG: 0.537 Brian Asselstine, L (9, 9) OBP: 0.286, SLG: 0.333		5-3		2B 1B 1B	E9 1B 1-3 E 1B	2-H 2B		4-3		5 0	2 0	3 0	1 0	0 0	0 0	1 0
Gary Matthews, R (1, 7) OBP: 0.447, SLG: 0.588		5-3		S S S K	5-3 E 1-2 WP 3-H 1B	F9				4	1	1	1	0	1	3
Biff Pocoroba, S (1, 2) OBP: 0.340, SLG: 0.470	HR			1B 1-3 3-H 2B	E4 WP 5-3 1-2 2-H 1B		3-1			4	3	2	2	0	0	1
Tom Paciorek, R (1, 3) OBP: 0.247, SLG: 0.359	S S S K			SH2-4 1B 2-3 3-H 1B	5-3 1-2 2-3		F8			4	0	1	1	0	1	2
Barry Bonnell, R (1, 8) OBP: 0.433, SLG: 0.385			F7	SH2-4 1-2 3-H 1B	2-H 3-H 1B		6-3			4	0	2	2	0	0	0
Jamie Easterly, L (1, 1) OBP: 0.429, SLG: 0.714 Buzz Capra, R (7, 1) Dave Campbell, R (8, 1)			2B	SH2-4 1-2 2-3	4-3			4-3		2 0 1	0 0 0	1 0 0	0 0 0	0 0 0	0 0 0	1 0 0
Inning Stats	R: 0 H: 1 E: 0 LOB: 0 K: 0 BB: 0 S: 3 P: 3	R: 1 H: 1 E: 0 LOB: 0 K: 1 BB: 0 S: 6 P: 6	R: 0 H: 2 E: 0 LOB: 1 K: 0 BB: 0 S: 4 P: 4	R: 3 H: 5 E: 0 LOB: 2 K: 1 BB: 0 S: 10 P: 10	R: 4 H: 4 E: 2 LOB: 1 K: 0 BB: 0 S: 8 P: 8	R: 1 H: 1 E: 0 LOB: 1 K: 0 BB: 1 S: 4 P: 8	R: 0 H: 0 E: 0 LOB: 0 K: 0 BB: 0 S: 3 P: 3	R: 1 H: 2 E: 0 LOB: 1 K: 0 BB: 0 S: 5 P: 5		1B: 11 SF: 0 2B: 3 SAC: 2 3B: 1 DP: 1 HR: 1 HBP: 0						

PITCHER		IP	WLS	BF	H	R	ER	SO	BB	IBB	HBP	BLK	WP	HR	S	P	ERA	WHIP
Steve Rogers, R ERA: 2.43	(1, 1)	4.1	L	23	12	7	6	2	0	0	0	0	0	1	27	27	12.46	2.769
Jackie Brown, R ERA: 5.0	(5, 1)	1.2		9	2	2	1	0	1	0	0	0	1	0	8	12	5.40	1.800
Will McEnaney, L ERA: 3.55	(7, 1)	1.0		3	0	0	0	0	0	0	0	0	0	0	3	3	0.00	0.000
Joe Kerrigan, R ERA: 2.21	(8, 1)	1.0		5	2	1	1	0	0	0	0	0	0	0	5	5	9.00	2.000

PITCHER	IP	WLS	BF	H	R	ER	SO	BB	IBB	HBP	BLK	WP	HR	S	P	ERA	WHIP

BOTTOM

Montreal Expos @ Atlanta Braves

Atlanta-Fulton County Stadium, Atlanta, GA

Wed May 18 1977, 7:05 PM EDT

Att. 9,788 - Unknown

livebaseballscorecards.com

AB	37
R	10
H	16
RBI	8
BB	1
SO	2
LOB	15

WP: 1	PA: 40		
PB: 0			
SB: 1			
CS: 1			

Batter	1	2	3	4	5	6	7	8	9	AB	R	H	RBI	BB	SO	LOB
Gene Richards, L (1, 8) OBP: 0.351, SLG: 0.345	F7		F7		E6 E FC3-2	IBB		IBB		3	0	0	0	2	0	0
Bill Almon, R (1, 6) OBP: 0.265, SLG: 0.287	K		HR BB		6-3 1-3	K		K		4	1	0	0	1	3	5
Jerry Turner, L (1, 7) OBP: 0.320, SLG: 0.424	CS BB		1-H HR		FC3-2 FC5-4 3-H		F8		5-3	4	1	1	2	1	0	1
Dave Winfield, R (1, 9) OBP: 0.374, SLG: 0.547	CS 1-2	BB E 1B	1-3		FC5-4 1-2f		4-3		6-3	5	1	1	0	0	0	1
Mike Ivie, R (1, 3) OBP: 0.320, SLG: 0.370		FC3-6 1-2 BB	4-3			SH1-4 1B BB	1B		K	3	1	1	0	2	1	0
Doug Rader, R (1, 5) OBP: 0.437, SLG: 0.491		K		BB		SH1-4 1-2 1B	1-3			3	1	1	0	1	1	3
Mike Champion, R (1, 4) OBP: 0.306, SLG: 0.313		FC3-6 1-2f 2-H		K		SH1-4 1-2 2-3		2-3 1B		3	0	1	0	0	1	2
Bob Davis, R (1, 2) OBP: 0.238, SLG: 0.316		HBP		K		SH2-4 2-H 3-H 1B		2-3 1-2		3	0	1	2	0	1	2
Randy Jones, R (1, 1) OBP: 0.300, SLG: 0.278		2-3		1-3		SH2-4 1-2		K		2	0	0	0	0	0	3
Rollie Fingers, R (6, 1)										1	0	0	0	0	1	1
Inning Stats	R: 0 E: 0 K: 1 S: 4 H: 0 LOB: 0 BB: 1 P: 8	R: 1 E: 1 K: 1 S: 6 H: 1 LOB: 2 BB: 1 P: 11	R: 2 E: 0 K: 0 S: 4 H: 1 LOB: 0 BB: 1 P: 8	R: 0 E: 0 K: 2 S: 7 H: 0 LOB: 1 BB: 1 P: 11	R: 0 E: 2 K: 0 S: 4 H: 0 LOB: 1 BB: 0 P: 4	R: 2 E: 0 K: 1 S: 7 H: 2 LOB: 2 BB: 2 P: 15	R: 0 E: 0 K: 0 S: 4 H: 1 LOB: 1 BB: 0 P: 4	R: 0 E: 0 K: 2 S: 8 H: 1 LOB: 2 BB: 1 P: 12	R: 0 E: 0 K: 1 S: 5 H: 0 LOB: 0 BB: 0 P: 5	1B: 5 2B: 0 3B: 0 HR: 1	SF: 0 SAC: 2 DP: 0 HBP: 1					

PITCHER	IP	WLS	BF	H	R	ER	SO	BB	IBB	HBP	BLK	WP	HR	S	P	ERA	WHIP
Don Stanhouse, R (1, 1) ERA: 4.09	7.0	L	33	5	5	4	5	5	1	1	0	0	1	36	61	5.14	1.429
Bill Atkinson, R (8, 1) ERA: 2.4	2.0		8	1	0	0	3	0	1	0	0	0	0	13	17	0.00	0.500

PITCHER	IP	WLS	BF	H	R	ER	SO	BB	IBB	HBP	BLK	WP	HR	S	P	ERA	WHIP

TOP

San Diego Padres @ Montreal Expos

Olympic Stadium, Montreal, QB

Thu May 19 1977, 7:05 PM EDT

Att. 14,861 - Unknown

livebaseballscorecards.com

AB	31
R	5
H	6
RBI	4
BB	7
SO	8
LOB	18

PA: 42

WP: 0
PB: 0
SB: 0
CS: 1

BOTTOM

San Diego Padres @ Montreal Expos

Olympic Stadium, Montreal, QB

Thu May 19 1977, 7:05 PM EDT

Att. 14,861 - Unknown

Batter	1	2	3	4	5	6	7	8	9	AB	R	H	RBI	BB	SO	LOB
Dave Cash, R (1, 4) OBP: 0.331, SLG: 0.356	6-3		4-3		6-3		5-3			4	0	0	0	0	0	0
Chris Speier, R (1, 6) OBP: 0.245, SLG: 0.283	6-3		F8		1-4-3, 1B, 2B		F9			4	1	1	0	0	0	0
Andre Dawson, R (1, 8) OBP: 0.302, SLG: 0.342	FC6-4, 1B		BBB, FC6-4, BB		1-4-3, 2-3			G6-4-3, 1B		3	0	2	0	1	0	1
Tony Perez, R (1, 3) OBP: 0.326, SLG: 0.440	FC6-4, 1-2f		FC6-4, 1-2f		3-H, 1B			G6-4-3, 1-2f		4	0	1	1	0	0	3
Ellis Valentine, R (1, 9) OBP: 0.393, SLG: 0.549		S, 1B, FC6-4, 1B		L7	1-3			3-1		4	1	1	0	0	0	1
Gary Carter, R (1, 2) OBP: 0.373, SLG: 0.557		1-2, FC6-4, 1B		E6, FC6-4		4-3			SSS, K	4	0	1	0	0	1	0
Warren Cromartie, L (1, 7) OBP: 0.310, SLG: 0.418	SSS, K, 2-3			FC6-4, 1B, 1-2f		F5			1B	4	0	1	0	0	1	3
Larry Parrish, R (1, 5) OBP: 0.280, SLG: 0.308		FC6-4, 1-2f, 3-H		1-2, 1B		SSS, K			SSS, K	4	0	1	1	0	2	2
Don Stanhouse, R (1, 1) OBP: 0.348, SLG: 0.318		L1		6-3			4-3		3-1	2	0	0	0	0	0	3
Mike Jorgensen, L (7, PH) OBP: 0.333, SLG: 0.278										1	0	0	0	0	0	0
Bill Atkinson, L (8, 1) OBP: 1.000, SLG: 1.000										0	0	0	0	0	0	0
Jose Morales, R (9, PH) OBP: 0.077, SLG: 0.077										1	0	0	0	0	0	1

Inning Stats	1	2	3	4	5	6	7	8	9
	R: 0 H: 1 E: 0 LOB: 1 K: 0 BB: 0 S: 4 P: 4	R: 1 H: 2 E: 1 LOB: 1 K: 1 BB: 0 S: 7 P: 7	R: 0 H: 0 E: 0 LOB: 1 K: 0 BB: 1 S: 3 P: 7	R: 0 H: 1 E: 1 LOB: 2 K: 0 BB: 0 S: 5 P: 5	R: 1 H: 2 E: 0 LOB: 1 K: 0 BB: 0 S: 5 P: 5	R: 0 H: 0 E: 0 LOB: 0 K: 1 BB: 0 S: 5 P: 5	R: 0 H: 0 E: 0 LOB: 0 K: 0 BB: 0 S: 3 P: 3	R: 0 H: 1 E: 0 LOB: 0 K: 0 BB: 0 S: 3 P: 3	R: 0 H: 1 E: 0 LOB: 1 K: 2 BB: 0 S: 8 P: 8

PITCHER		IP	WLS	BF	H	R	ER	SO	BB	IBB	HBP	BLK	WP	HR	S	P	ERA	WHIP
Randy Jones, L ERA: 4.7	(1, 1)	5.0	W	23	6	2	2	1	1	0	0	0	0	0	24	28	3.60	1.400
Rollie Fingers, R ERA: 2.65	(6, 1)	4.0	S	13	2	0	0	3	0	0	0	0	0	0	19	19	0.00	0.500

PITCHER	IP	WLS	BF	H	R	ER	SO	BB	IBB	HBP	BLK	WP	HR	S	P	ERA	WHIP

AB	35
R	2
H	8
RBI	2
BB	1
SO	4
LOB	14

1B: 7	SF: 0	WP: 0	PA: 36
2B: 1	SAC: 0	PB: 0	
3B: 0	DP: 1	SB: 1	
HR: 0	HBP: 0	CS: 0	

livebaseballscorecards.com

San Diego Padres @ Montreal Expos

Olympic Stadium, Montreal, QB

Fri May 20 1977, 7:05 PM EDT

Att. 13,122 - Unknown

TOP

livebaseballscorecards.com

Batter	1	2	3	4	5	6	7	8	9	AB	R	H	RBI	BB	SO	LOB
Gene Richards, L (1, 8) OBP: 0.350, SLG: 0.352	K	4-3		1B 2B 2-H 1B		4-3 SF9 2B		K	6-3	6	2	2	1	0	2	1
Bill Almon, R (1, 6) OBP: 0.276, SLG: 0.304	E5 BB BB HR	BB 1B 1B		2B 1-3 FC 1B		4-3 2-3		HR 2B		5	3	3	0	0	0	1
Merv Rettenmund, R (1, 7) OBP: 0.509, SLG: 0.590	BB HR 1-2 BB	1B 1-2 BB		FC 1-3 3-H 2B		SF9 3-H		2-H HR		2	2	2	4	2	0	0
Dave Winfield, R (1, 9) OBP: 0.380, SLG: 0.558	HR 1-2 2-3 BB	1-2 2-H 1B		FC 2-3 3-H		3B		1-3		4	1	2	1	1	0	1
Mike Ivie, R (1, 3) OBP: 0.324, SLG: 0.412	1-H 2-H 3-H HR	F7	K			F9			1B 1B 2B	5	2	2	4	0	1	3
Doug Rader, R (1, 5) OBP: 0.436, SLG: 0.482	F3	G1-6-3 BB	L7				K		E 1B 2-3 1B	4	1	1	0	1	1	2
Mike Champion, R (1, 4) OBP: 0.309, SLG: 0.317	1B	G1-6-3 1-2f			K		F9		E9 F8 1-H 3-H 1B	5	0	2	1	0	1	1
Bob Davis, R (1, 2) OBP: 0.234, SLG: 0.302	F4			SH5-4 1B 1B	F8		5-3		F8 2-3	5	1	1	0	0	0	2
Bob Shirley, R (1, 1) OBP: 0.167, SLG: 0.063		F9		SH5-4 1-2	6-3			K	K	2	0	0	0	0	0	0
Dan Spillner, R (6, 1)										2	0	0	0	0	2	1
Inning Stats	R: 4 E: 1 K: 1 S: 8 H: 2 LOB: 1 BB: 2 P: 16	R: 0 E: 0 K: 0 S: 4 H: 2 LOB: 2 BB: 1 P: 8	R: 0 E: 0 K: 0 S: 2 H: 0 LOB: 0 BB: 1 P: 6	R: 3 E: 0 K: 1 S: 10 H: 4 LOB: 2 BB: 0 P: 10	R: 0 E: 0 K: 1 S: 5 H: 0 LOB: 0 BB: 0 P: 5	R: 1 E: 0 K: 0 S: 5 H: 2 LOB: 1 BB: 0 P: 5	R: 0 E: 0 K: 1 S: 5 H: 0 LOB: 0 BB: 0 P: 5	R: 2 E: 0 K: 2 S: 9 H: 2 LOB: 0 BB: 0 P: 9	R: 2 E: 1 K: 1 S: 8 H: 3 LOB: 1 BB: 0 P: 8	1B: 8 2B: 4 3B: 1 HR: 2	SF: 1 SAC: 1 DP: 1 HBP: 0						

	AB	40
	R	12
	H	15
	RBI	11
	BB	4
	SO	7
	LOB	12

WP: 0 PB: 0 SB: 0 CS: 0 PA: 46

PITCHER		IP	WLS	BF	H	R	ER	SO	BB	IBB	HBP	BLK	WP	HR	S	P	ERA	WHIP
Gerry Hannahs, L ERA: 4.86	(1, 1)	0.2	L	7	2	4	3	1	2	0	0	0	0	1	7	15	40.50	6.000
Jackie Brown, R ERA: 4.76	(1, 1)	1.1		6	2	0	0	0	1	0	0	0	0	0	5	9	0.00	2.250
Jeff Terpko, R ERA: 5.28	(3, 1)	3.0		14	4	3	3	2	1	0	0	0	0	0	17	21	9.00	1.667
Joe Kerrigan, R ERA: 2.53	(6, 1)	1.0		5	2	1	1	0	0	0	0	0	0	0	5	5	9.00	2.000
Will McEnaney, L ERA: 4.45	(7, 1)	3.0		14	5	4	4	4	0	0	0	0	0	1	22	22	12.00	1.667

PITCHER	IP	WLS	BF	H	R	ER	SO	BB	IBB	HBP	BLK	WP	HR	S	P	ERA	WHIP

San Diego Padres @ Montreal Expos

Olympic Stadium, Montreal, QB

Fri May 20 1977, 7:05 PM EDT

Att. 13,122 - Unknown

livebaseballscorecards.com

BOTTOM

Batter	1	2	3	4	5	6	7	8	9	AB	R	H	RBI	BB	SO	LOB
Dave Cash, R (1, 4) OBP: 0.333, SLG: 0.364	5-3		2B 2B		FC6-4 1B 2-H	G4-6-3 1-2f			6-3	5	1	2	1	0	0	2
Chris Speier, R (1, 6) OBP: 0.233, SLG: 0.268	L9		K		K		F8		F8	5	0	0	0	0	2	2
Andre Dawson, R (1, 8) OBP: 0.289, SLG: 0.325	K		L9		FC6-4 1-2f		F4			4	0	0	0	0	1	2
Tony Perez, R (1, 3) OBP: 0.331, SLG: 0.450		1B 1B 1B	2-H 2B		F9		E6			4	0	2	1	0	0	1
Ellis Valentine, R (1, 9) OBP: 0.389, SLG: 0.564		F3	K			HR	F9			4	1	1	1	0	1	3
Gary Carter, R (1, 2) OBP: 0.377, SLG: 0.554		1B 1-2 1B		F8		F4		G4-6-3 1B		4	0	2	0	0	0	0
Warren Cromartie, L (1, 7) OBP: 0.315, SLG: 0.421		1-2 2-3 1B		5-3		1B 1B		G4-6-3 1-2f		4	1	2	0	0	0	1
Larry Parrish, R (1, 5) OBP: 0.279, SLG: 0.306		F8		F8		1B 1-2 1B		F8		4	0	1	0	0	0	3
Gerry Hannahs, L (1, 1) Jackie Brown, R (1, 1) Jose Morales, R (2, PH) OBP: 0.071, SLG: 0.071 Jeff Terpko, R (3, 1) Sam Mejias, R (5, PH) Joe Kerrigan, R (8, 1) Pete Mackanin, R (5, PH) OBP: 0.375, SLG: 0.500 Will McEnaney, L (7, 1) Mike Jorgensen, L (5, PH) OBP: 0.316, SLG: 0.263		K			E8 1B	G4-6-3 1-3 2-H 1B			F8	0 0 1 0 1 0 0 0 1	0 0 0 0 0 0 0 0 0	0 0 0 0 0 0 0 0 0	0 0 0 0 1 0 0 0 0	0 0 0 0 0 0 0 0 0	0 0 0 0 1 0 0 0 0	0 0 3 0 0 0 0 0 0
Inning Stats	R: 0 E: 0 K: 1 S: 5 H: 0 LOB: 0 BB: 0 P: 5	R: 0 E: 0 K: 1 S: 8 H: 3 LOB: 3 BB: 0 P: 8	R: 1 E: 0 K: 2 S: 9 H: 2 LOB: 1 BB: 0 P: 9	R: 0 E: 0 K: 0 S: 3 H: 0 LOB: 0 BB: 0 P: 3	R: 1 E: 1 K: 1 S: 7 H: 1 LOB: 1 BB: 0 P: 7	R: 2 E: 0 K: 0 S: 6 H: 4 LOB: 1 BB: 0 P: 6	R: 0 E: 1 K: 0 S: 4 H: 0 LOB: 1 BB: 0 P: 4	R: 0 E: 0 K: 0 S: 3 H: 1 LOB: 0 BB: 0 P: 3	R: 0 E: 0 K: 0 S: 3 H: 0 LOB: 0 BB: 0 P: 3	1B: 8 2B: 2 3B: 0 HR: 1	SF: 0 SAC: 0 DP: 2 HBP: 0						

	AB	38
	R	4
	H	11
	RBI	4
	BB	0
	SO	5
	LOB	17

	WP: 0	PA: 38
	PB: 0	
	SB: 0	
	CS: 0	

PITCHER		IP	WLS	BF	H	R	ER	SO	BB	IBB	HBP	BLK	WP	HR	S	P	ERA	WHIP
Bob Shirley, L ERA: 3.75	(1, 1)	5.1	W	27	10	4	3	5	0	0	0	0	0	1	37	37	5.06	1.875
Dan Spillner, R ERA: 3.55	(6, 1)	3.2	S	11	1	0	0	0	0	0	0	0	0	0	11	11	0.00	0.273

PITCHER	IP	WLS	BF	H	R	ER	SO	BB	IBB	HBP	BLK	WP	HR	S	P	ERA	WHIP

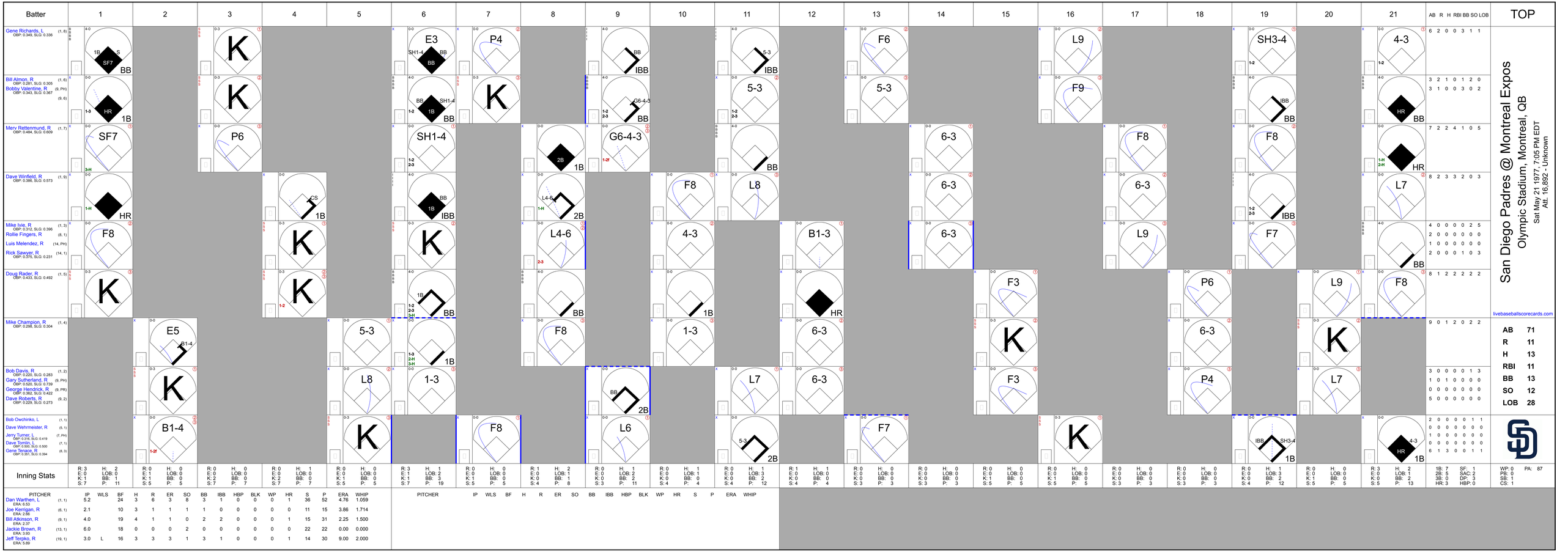
Batter
1
2
3
4
5
6
7
8
9
10
11
12
13
14
15
16
17
18
19
20
21
AB R H RBI BB SO LOB
TOP
Gene Richards, L (1, 8) OBP: 0.349, SLG: 0.336
6 2 0 0 3 1 1
Bill Almon, R (1, 6) OBP: 0.281, SLG: 0.305
Bobby Valentine, R (9, PH) (9, 6) OBP: 0.343, SLG: 0.367
3 2 1 0 1 2 0
3 1 0 0 3 0 2
Merv Rettenmund, R (1, 7) OBP: 0.484, SLG: 0.609
7 2 2 4 1 0 5
Dave Winfield, R (1, 9) OBP: 0.386, SLG: 0.573
8 2 3 3 2 0 3
Mike Ivie, R (1, 3) OBP: 0.312, SLG: 0.396
Rollie Fingers, R (8, 1)
Luis Melendez, R (14, PH)
Rick Sawyer, R (14, 1) OBP: 0.375, SLG: 0.231
4 0 0 0 0 2 5
2 0 0 0 0 0 0
1 0 0 0 0 0 0
2 0 0 0 1 0 3
Doug Rader, R (1, 5) OBP: 0.433, SLG: 0.492
8 1 2 2 2 2 2
Mike Champion, R (1, 4) OBP: 0.298, SLG: 0.304
9 0 1 2 0 2 2
Bob Davis, R (1, 2) OBP: 0.220, SLG: 0.283
Gary Sutherland, R (9, PH) OBP: 0.520, SLG: 0.739
George Hendrick, R (9, PR) OBP: 0.362, SLG: 0.422
Dave Roberts, R (9, 2) OBP: 0.229, SLG: 0.273
3 0 0 0 0 1 3
1 0 1 0 0 0 0
0 0 0 0 0 0 0
5 0 0 0 0 0 0
Bob Owchinko, L (1, 1)
Dave Wehrmeister, R (5, 1)
Jerry Turner, L (7, PH) OBP: 0.316, SLG: 0.419
Dave Tomlin, L (7, 1) OBP: 0.500, SLG: 0.500
Gene Tenace, R (8, 3) OBP: 0.351, SLG: 0.394
2 0 0 0 0 1 1
0 0 0 0 0 0 0
1 0 0 0 0 0 0
0 0 0 0 0 0 0
6 1 3 0 0 1 1
Inning Stats
R: 3 E: 0 K: 1 S: 7
H: 2 LOB: 0 BB: 1 P: 11
R: 0 E: 1 K: 1 S: 5
H: 0 LOB: 0 BB: 0 P: 5
R: 0 E: 0 K: 2 S: 7
H: 0 LOB: 0 BB: 0 P: 7
R: 0 E: 0 K: 2 S: 7
H: 1 LOB: 0 BB: 0 P: 7
R: 0 E: 0 K: 1 S: 5
H: 0 LOB: 0 BB: 0 P: 5
R: 3 E: 1 K: 1 S: 7
H: 1 LOB: 2 BB: 3 P: 19
R: 0 E: 0 K: 1 S: 5
H: 0 LOB: 0 BB: 0 P: 5
R: 1 E: 0 K: 0 S: 4
H: 2 LOB: 1 BB: 1 P: 8
R: 0 E: 0 K: 0 S: 3
H: 1 LOB: 2 BB: 2 P: 11
R: 0 E: 0 K: 0 S: 4
H: 1 LOB: 1 BB: 0 P: 4
R: 0 E: 0 K: 0 S: 4
H: 1 LOB: 3 BB: 2 P: 12
R: 1 E: 0 K: 0 S: 4
H: 1 LOB: 0 BB: 0 P: 4
R: 0 E: 0 K: 0 S: 3
H: 0 LOB: 0 BB: 0 P: 3
R: 0 E: 0 K: 0 S: 3
H: 0 LOB: 0 BB: 0 P: 3
R: 0 E: 0 K: 1 S: 5
H: 0 LOB: 0 BB: 0 P: 5
R: 0 E: 0 K: 1 S: 5
H: 0 LOB: 0 BB: 0 P: 5
R: 0 E: 0 K: 0 S: 3
H: 0 LOB: 0 BB: 0 P: 3
R: 0 E: 0 K: 0 S: 3
H: 0 LOB: 0 BB: 0 P: 3
R: 0 E: 0 K: 0 S: 3
H: 0 LOB: 0 BB: 0 P: 3
R: 0 E: 0 K: 0 S: 4
H: 1 LOB: 3 BB: 2 P: 12
R: 0 E: 0 K: 1 S: 5
H: 0 LOB: 0 BB: 0 P: 5
R: 3 E: 0 K: 0 S: 5
H: 2 LOB: 1 BB: 2 P: 13
1B: 7 2B: 5 3B: 0 HR: 3
SF: 1 SAC: 2 DP: 3 HBP: 0
WP: 0 PB: 0 SB: 1 CS: 1
PA: 87
PITCHER
IP WLS BF H R ER SO BB IBB HBP BLK WP HR S P ERA WHIP
Dan Warthen, L (1, 1) ERA: 6.53
5.2 3 24 3 6 6 3 1 0 0 0 0 1 52 4.76 1.059
Joe Kerrigan, R (6, 1) ERA: 2.66
2.1 10 3 1 1 1 1 0 0 0 0 0 0 11 15 3.86 1.714
Bill Atkinson, R (9, 1) ERA: 2.37
4.0 19 4 1 1 0 2 2 0 0 0 0 1 15 31 2.25 1.500
Jackie Brown, R (13, 1) ERA: 3.93
6.0 18 0 0 0 2 0 0 0 0 0 0 0 22 22 0.00 0.000
Jeff Terpko, R (19, 1) ERA: 5.89
3.0 L 16 3 3 3 1 3 1 0 0 0 1 14 30 9.00 2.000
PITCHER
IP WLS BF H R ER SO BB IBB HBP BLK WP HR S P ERA WHIP
San Diego Padres @ Montreal Expos
Olympic Stadium, Montreal, QB
Sat May 21 1977, 7:05 PM EDT
Att. 16,892 - Unknown
livebaseballscorecards.com
AB 71
R 11
H 13
RBI 11
BB 13
SO 12
LOB 28

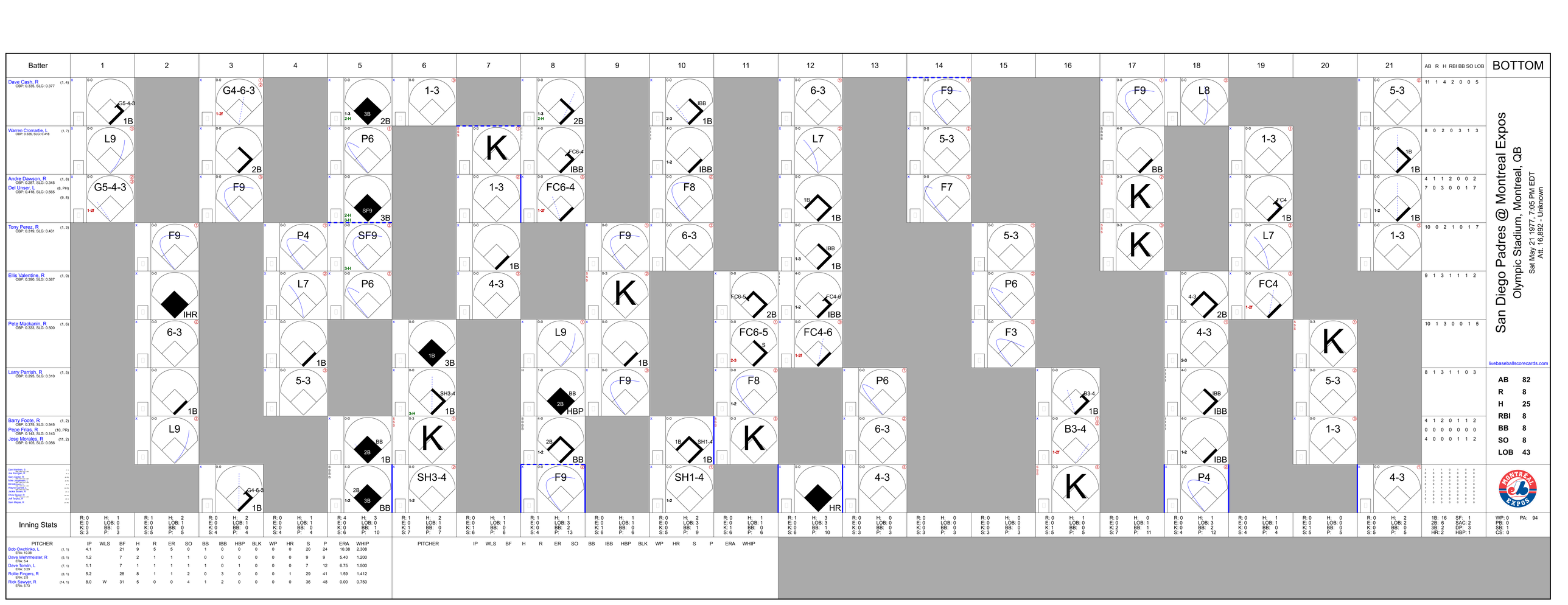

San Diego Padres @ Montreal Expos

Olympic Stadium, Montreal, QB

Sat May 21 1977, 7:05 PM EDT

Att. 16,892 - Unknown

livebaseballscorecards.com

Batter	1	2	3	4	5	6	7	8	9	10	11	12	13	14	15	16	17	18	19	20	21	AB	R	H	RBI	BB	SO	LOB
Dave Cash, R (1, 4) OBP: 0.335, SLG: 0.377	G5-4-3 1B		G4-6-3 2B		3B 2B	1-3		2B		IBB 1B		6-3		F9			F9	L8			5-3	11	1	4	2	0	0	5
Warren Cromartie, L (1, 7) OBP: 0.326, SLG: 0.418	L9		2B		P6		K	FC6-4 IBB		IBB		L7		5-3			BB		1-3		1B	8	0	2	0	3	1	3
Andre Dawson, R (1, 8) OBP: 0.287, SLG: 0.345	G5-4-3		F9		SF9 3B		1-3	FC6-4		F8		1B 1B		F7			K		FC4 1B		1B	4	1	1	2	0	0	2
Del Unser, L (8, PH) OBP: 0.418, SLG: 0.565 (9, 8)																						7	0	3	0	0	1	7
Tony Perez, R (1, 3) OBP: 0.319, SLG: 0.431	F9		P4		SF9		1B		F9	6-3		IBB 1B			5-3		K		L7		1-3	10	0	2	1	0	1	7
Ellis Valentine, R (1, 9) OBP: 0.390, SLG: 0.587	IHR		L7		P6		4-3		K		FC6-5 2B	FC4-6 IBB			P6			4-3 2B	FC4			9	1	3	1	1	1	2
Pete Mackanin, R (1, 6) OBP: 0.333, SLG: 0.500	6-3		1B		1B 3B		L9		1B		FC6-5	FC4-6			F3			4-3		K		10	1	3	0	0	1	5
Larry Parrish, R (1, 5) OBP: 0.295, SLG: 0.310	1B		5-3		SH3-4 1B		BB 2B HBP		F9		F8		P6			B3-4 1B		IBB		5-3		8	1	3	1	1	0	3
Barry Foote, R (1, 2) OBP: 0.375, SLG: 0.545	L9				BB 2B 1B		K	2B BB		1B SH1-4	K		6-3			B3-4		IBB		1-3		4	1	2	0	1	1	2
Pepe Frias, R (10, PR) OBP: 0.143, SLG: 0.143																						0	0	0	0	0	0	0
Jose Morales, R (11, 2) OBP: 0.105, SLG: 0.056																						4	0	0	0	1	1	2
Dan Meyhan, R			G4-6-3 1B		2B 3B BB		SH3-4	F9		SH1-4		HR	4-3			K		P4			4-3							
Dave Cash, R																												
Gene Oglivie, R																												
Mike Jorgensen, R																												
Bill Madlock, R																												
Wayne Garrett, L																												
Jackie Brown, R																												
Chris Speier, R																												
Jeff Reidy, R																												
Sam Mejias, R																												
Inning Stats	R: 0 E: 0 K: 0 S: 3 / H: 1 LOB: 0 BB: 0 P: 3	R: 1 E: 0 K: 0 S: 5 / H: 2 LOB: 1 BB: 0 P: 5	R: 0 E: 0 K: 0 S: 4 / H: 2 LOB: 1 BB: 0 P: 4	R: 0 E: 0 K: 0 S: 4 / H: 1 LOB: 1 BB: 0 P: 4	R: 4 E: 0 K: 0 S: 6 / H: 3 LOB: 0 BB: 1 P: 10	R: 1 E: 0 K: 1 S: 7 / H: 2 LOB: 1 BB: 0 P: 7	R: 0 E: 0 K: 1 S: 6 / H: 1 LOB: 1 BB: 0 P: 6	R: 1 E: 0 K: 0 S: 4 / H: 3 LOB: 3 BB: 2 P: 13	R: 0 E: 0 K: 1 S: 6 / H: 1 LOB: 1 BB: 0 P: 6	R: 0 E: 0 K: 0 S: 5 / H: 2 LOB: 3 BB: 1 P: 9	R: 0 E: 0 K: 1 S: 6 / H: 1 LOB: 1 BB: 0 P: 6	R: 1 E: 0 K: 0 S: 6 / H: 3 LOB: 3 BB: 1 P: 10	R: 0 E: 0 K: 0 S: 3 / H: 0 LOB: 0 BB: 0 P: 3	R: 0 E: 0 K: 0 S: 3 / H: 0 LOB: 0 BB: 0 P: 3	R: 0 E: 0 K: 0 S: 3 / H: 0 LOB: 0 BB: 0 P: 3	R: 0 E: 0 K: 1 S: 5 / H: 1 LOB: 0 BB: 0 P: 5	R: 0 E: 0 K: 2 S: 7 / H: 0 LOB: 1 BB: 1 P: 11	R: 0 E: 0 K: 0 S: 4 / H: 1 LOB: 3 BB: 2 P: 12	R: 0 E: 0 K: 0 S: 4 / H: 1 LOB: 1 BB: 0 P: 4	R: 0 E: 0 K: 1 S: 5 / H: 0 LOB: 0 BB: 0 P: 5	R: 0 E: 0 K: 0 S: 5 / H: 2 LOB: 2 BB: 0 P: 5							

AB	82
R	8
H	25
RBI	8
BB	8
SO	8
LOB	43

1B: 16	SF: 1
2B: 6	SAC: 2
3B: 2	DP: 3
HR: 2	HBP: 1

WP: 0 PA: 94
PB: 0
SB: 1
CS: 0

PITCHER	IP	WLS	BF	H	R	ER	SO	BB	IBB	HBP	BLK	WP	HR	S	P	ERA	WHIP
Bob Owchinko, L (1, 1) ERA: 10.38	4.1		21	9	5	5	0	1	0	0	0	0	0	20	24	10.38	2.308
Dave Wehrmeister, R (5, 1) ERA: 5.4	1.2		7	2	1	1	1	0	0	0	0	0	0	9	9	5.40	1.200
Dave Tomlin, L (7, 1) ERA: 3.29	1.1		7	1	1	1	1	1	0	1	0	0	0	7	12	6.75	1.500
Rollie Fingers, R (8, 1) ERA: 2.3	5.2		28	8	1	1	2	0	3	0	0	0	0	1	29	1.59	1.412
Rick Sawyer, R (14, 1) ERA: 5.73	8.0	W	31	5	0	0	4	1	2	0	0	0	0	36	48	0.00	0.750

PITCHER	IP	WLS	BF	H	R	ER	SO	BB	IBB	HBP	BLK	WP	HR	S	P	ERA	WHIP

San Diego Padres @ Montreal Expos

Olympic Stadium, Montreal, QB

Sun May 22 1977, 3:33 AM EDT

Att. 17,045 - Unknown

livebaseballscorecards.com

Batter	1	2	3	4	5	6	7	8	9	AB	R	H	RBI	BB	SO	LOB
Gene Richards, L (1, 8) OBP: 0.340, SLG: 0.326	B3-1		F8			5-3		4-3		4	0	0	0	0	0	0
Bill Almon, R (1, 6) OBP: 0.276, SLG: 0.299	K			6-3		K		BB, 1B		3	0	0	0	0	2	0
Bobby Valentine, R (8, PH) OBP: 0.361, SLG: 0.387 (8, 6)										1	0	1	0	0	0	0
Jerry Turner, L (1, 7) OBP: 0.333, SLG: 0.438	G3			1B			6-3, SF8, 2B	BB, 1-2		3	1	2	0	1	0	0
Dave Winfield, R (1, 9) OBP: 0.378, SLG: 0.560		E6		F7			6-3, 2-3	L9		4	0	0	0	0	0	4
Gene Tenace, R (1, 3) OBP: 0.343, SLG: 0.386 (7, 2)		K		K			SF8, 3-H		K	3	0	0	1	0	3	2
Mike Ivie, R (1, 5) OBP: 0.319, SLG: 0.400 (7, 3)		K			G6-3, 1B		1B, 1B		F3	4	0	2	0	0	1	1
Mike Champion, R (1, 4) OBP: 0.297, SLG: 0.303		1-3			K		1-3, 1B		K	4	0	1	0	0	2	2
Bob Davis, R (1, 2) OBP: 0.212, SLG: 0.271			6-3		G6-3, 1-2f		K			2	0	0	0	0	0	1
Doug Rader, R (7, PH) OBP: 0.430, SLG: 0.488 (7, 5)										1	0	0	0	0	1	2
John D'Acquisto, R (1, 1)			K			K		5-3		2	0	0	0	0	2	0
Gary Sutherland, R (8, PH) OBP: 0.500, SLG: 0.708										1	0	0	0	0	0	0
Dan Spillner, R (8, 1)										0	0	0	0	0	0	0

Inning Stats	1	2	3	4	5	6	7	8	9
R	0	0	0	0	0	0	1	0	0
E	0	1	0	0	0	0	0	0	0
K	1	2	1	1	1	2	1	0	2
S	5	8	5	6	5	7	8	4	7
H	0	0	0	1	1	0	3	1	0
LOB	0	1	0	1	0	0	2	2	0
BB	0	0	0	0	0	0	0	1	0
P	5	8	5	6	5	7	8	8	7

1B	5
2B	1
3B	0
HR	0
SF	1
SAC	0
DP	1
HBP	0
WP	0
PB	0
SB	0
CS	0
PA	34

AB	32
R	1
H	6
RBI	1
BB	1
SO	11
LOB	12

PITCHER	IP	WLS	BF	H	R	ER	SO	BB	IBB	HBP	BLK	WP	HR	S	P	ERA	WHIP
Steve Rogers, R (1, 1) ERA: 2.28	9.0	W	34	6	1	1	11	1	0	0	0	0	0	55	59	1.00	0.778

PITCHER	IP	WLS	BF	H	R	ER	SO	BB	IBB	HBP	BLK	WP	HR	S	P	ERA	WHIP

Batter	1	2	3	4	5	6	7	8	9	AB	R	H	RBI	BB	SO	LOB
Dave Cash, R (1, 4) OBP: 0.333, SLG: 0.374	0-0 WP BB 3-1 1B	0-0 ③ 4-3			0-0 ② L8		S S S 0-3 ② K			4	1	1	0	0	1	1
Warren Cromartie, L (1, 7) OBP: 0.331, SLG: 0.416	B B B B 4-0 3-1 WP 1-2 WP BB		0-0 FC3-6 1B 1B		0-0 ③ F5		0-0 ③ 4-3			3	1	1	0	1	0	1
Wayne Garrett, L (1, 5) OBP: 0.308, SLG: 0.538	0-0 ① 3-1 1-3 2-H		0-0 FC3-6 1-2 1B			0-0 1B		0-0 ① F8		4	0	2	1	0	0	1
Tony Perez, R (1, 3) OBP: 0.318, SLG: 0.421	B B B B 4-0 WP BB BB		0-0 ① FC3-6 G1-6-3 1-2f 2-3			0-0 ① L9		0-0 ② F9		3	0	0	0	1	0	3
Ellis Valentine, R (1, 9) OBP: 0.386, SLG: 0.574	B B B B 4-0 WP 1-2 BB		0-0 ② ③ G1-6-3 1-2f			0-0 ② F9		0-0 ③ 4-3		3	0	0	0	1	0	3
Del Unser, L (1, 8) OBP: 0.400, SLG: 0.538	S S S 0-3 ② K 1-2 2-3 3-H			0-0 ① 4-3		0-0 ③ F5				3	0	0	0	0	1	3
Pete Mackanin, R (1, 6) OBP: 0.333, SLG: 0.450	0-0 ③ 3-1			0-0 ② 4-3			B B B B 4-0 E S WP BB			2	1	0	0	1	0	2
Barry Foote, R (1, 2) OBP: 0.333, SLG: 0.480		0-0 ① 1-3		0-0 ③ F9			S S S 0-3 ① K 1-H			3	0	0	0	0	1	0
Steve Rogers, R (1, 1) OBP: 0.179, SLG: 0.148		S S S 0-3 ② K			0-0 ① F3		B B B B 4-0 BB			2	0	0	0	1	1	0
Inning Stats	R: 2 H: 1 E: 0 LOB: 2 K: 1 BB: 3 S: 6 P: 18	R: 0 H: 0 E: 0 LOB: 0 K: 1 BB: 0 S: 5 P: 5	R: 0 H: 2 E: 0 LOB: 1 K: 0 BB: 0 S: 4 P: 4	R: 0 H: 0 E: 0 LOB: 0 K: 0 BB: 0 S: 3 P: 3	R: 0 H: 0 E: 0 LOB: 0 K: 0 BB: 0 S: 3 P: 3	R: 0 H: 1 E: 0 LOB: 1 K: 0 BB: 0 S: 4 P: 4	R: 1 H: 0 E: 0 LOB: 1 K: 2 BB: 2 S: 7 P: 15	R: 0 H: 0 E: 0 LOB: 0 K: 0 BB: 0 S: 3 P: 3		1B: 4 SF: 0 2B: 0 SAC: 0 3B: 0 DP: 1 HR: 0 HBP: 0						

PITCHER		IP	WLS	BF	H	R	ER	SO	BB	IBB	HBP	BLK	WP	HR	S	P	ERA	WHIP
John D'Acquisto, R ERA: 3.52	(1, 1)	7.0	L	29	4	3	2	4	5	0	0	0	3	0	32	52	2.57	1.286
Dan Spillner, R ERA: 3.29	(8, 1)	1.0		3	0	0	0	0	0	0	0	0	0	0	3	3	0.00	0.000

PITCHER	IP	WLS	BF	H	R	ER	SO	BB	IBB	HBP	BLK	WP	HR	S	P	ERA	WHIP

BOTTOM

San Diego Padres @ Montreal Expos

Olympic Stadium, Montreal, QB

Sun May 22 1977, 3:33 AM EDT

Att. 17,045 - Unknown

livebaseballscorecards.com

AB	27
R	3
H	4
RBI	1
BB	5
SO	4
LOB	14

WP: 3 PA: 32
PB: 0
SB: 1
CS: 0

Batter	1	2	3	4	5	6	7	8	9	10	11	12	13	AB	R	H	RBI	BB	SO	LOB
Dave Cash, R (1, 4) OBP: 0.331, SLG: 0.370	0-0 2B 4-3 1B	0-0 6-3			0-0 2B SF9 1B		0-0 E6 F8 1B 1B	0-0 F9			0-0 6-3		0-0 G4-6-3 1-2f	7	3	2	0	0	0	4
Warren Cromartie, L (1, 7) OBP: 0.344, SLG: 0.441	0-0 4-3 1-3 2B		0-0 1-3		0-0 1-3 2B		2-2 FC5 1B 1-2 1B		0-3 K			0-0 FC6-4 SH1-4 1B		6	0	4	0	0	1	0
Wayne Garrett, L (1, 5) OBP: 0.278, SLG: 0.412	0-0 4-3 2-3 3-H		0-0 L7		4-0 BB		0-0 F8 2-3		0-3 K2-3			0-0 SH1-4 1-2		4	0	0	1	1	1	3
Tony Perez, R (1, 3) OBP: 0.318, SLG: 0.416	0-3 K		0-3 K		0-0 SF9 3-H		1-2 3-H 1B		0-0 F8			4-0 FC6-4 IBB		4	0	1	2	1	2	1
Ellis Valentine, R (1, 9) OBP: 0.370, SLG: 0.548	0-0 F9			0-0 L7	0-0 6-3		0-0 FC5 2-3f			0-0 6-3		0-0 FC6-4 FC6-4 1-2f 2-3		6	0	0	0	0	0	7
Del Unser, L (1, 8) OBP: 0.373, SLG: 0.500		0-0 F8		0-0 F8		0-0 B5		1-2 4-3		0-0 4-3		0-0 FC6-4 1-2f		5	0	0	0	0	0	0
Andre Dawson, R (12, PH) (12, 8) OBP: 0.284, SLG: 0.341														1	0	0	0	0	0	2
Chris Speier, R (1, 6) OBP: 0.245, SLG: 0.288		0-0 2B 1B		0-0 FC1-4 1B		0-0 5-3		0-0 4-3		0-3 K			0-0 1B 2B	6	1	3	0	0	1	0
Barry Foote, R (1, 2) OBP: 0.333, SLG: 0.581	0-0 1-3 2B			0-0 FC1-4 1-2f		0-0 6-3		2-2 HR			0-3 K		0-0 G4-6-3 2-H 1B	6	1	2	1	0	1	2
Don Stanhouse, R (1, 1) Sam Mejias, R (1, 10) Jackie Brown, R (6, 1) Pete Mackanin, R (7, PH) Bill Atkinson, L (7, 1) Gary Carter, C (8, PH) Pepe Frias, R (8, PH) Will McEnaney, L (9, 1) Larry Parrish, R (10, PH) Joe Kerrigan, R (10, 1) Jose Morales, R (12, PH) Santo Alcala, R (13, 1)	0-3 K				0-0 5-3		0-0 4-3				0-0 L7			1 0 0 0 0 1 2 1 1 0 0 0 0 0 0 0 0 0 0 0 0 1 0 0 0 0 0 0 0 0 0 0 0 0 0 1 0 1 0 0 0 0 0 0 0 0 0 0 0 0 0 0 0 0 0 0 1 0 0 0 0 0 0 0 0 0 0 0 0 0 1 0 1 1 0 0 0 0 0 0 0 0 0 0							
Inning Stats	R: 1 E: 0 K: 1 S: 7 H: 2 LOB: 1 BB: 0 P: 7	R: 0 E: 0 K: 1 S: 7 H: 2 LOB: 2 BB: 0 P: 7	R: 0 E: 0 K: 1 S: 5 H: 0 LOB: 0 BB: 0 P: 5	R: 0 E: 0 K: 0 S: 4 H: 1 LOB: 1 BB: 0 P: 4	R: 1 E: 0 K: 0 S: 5 H: 2 LOB: 2 BB: 1 P: 9	R: 0 E: 0 K: 0 S: 3 H: 0 LOB: 0 BB: 0 P: 3	R: 1 E: 1 K: 0 S: 10 H: 2 LOB: 2 BB: 0 P: 12	R: 1 E: 0 K: 0 S: 11 H: 2 LOB: 1 BB: 0 P: 14	R: 0 E: 0 K: 2 S: 8 H: 0 LOB: 0 BB: 0 P: 8	R: 0 E: 0 K: 1 S: 5 H: 0 LOB: 0 BB: 0 P: 5	R: 0 E: 0 K: 1 S: 5 H: 0 LOB: 0 BB: 0 P: 5	R: 0 E: 0 K: 0 S: 4 H: 1 LOB: 2 BB: 1 P: 8	R: 1 E: 0 K: 0 S: 4 H: 2 LOB: 0 BB: 0 P: 4	1B: 9 2B: 4 3B: 0 HR: 1	SF: 1 SAC: 1 DP: 1 HBP: 0					

PITCHER		IP	WLS	BF	H	R	ER	SO	BB	IBB	HBP	BLK	WP	HR	S	P	ERA	WHIP
Rick Reuschel, R ERA: 3.58	(1, 1)	6.1		29	8	3	2	3	1	0	0	0	0	0	38	44	2.84	1.421
Bruce Sutter, R ERA: 0.78	(7, 1)	2.2		11	3	1	1	2	0	0	0	0	0	1	22	25	3.38	1.125
Paul Reuschel, R ERA: 1.11	(10, 1)	2.0		6	0	0	0	2	0	0	0	0	0	0	10	10	0.00	0.000
Willie Hernandez, L ERA: 1.57	(12, 1)	1.1	L	7	2	1	1	0	0	1	0	0	0	0	6	10	6.75	1.500
Jim Todd, R ERA: 8.82	(13, 1)	0.2		2	1	0	0	0	0	0	0	0	0	0	2	2	0.00	1.500

PITCHER	IP	WLS	BF	H	R	ER	SO	BB	IBB	HBP	BLK	WP	HR	S	P	ERA	WHIP

TOP

Montreal Expos @ Chicago Cubs

Wrigley Field, Chicago, IL

Tue May 24 1977, 3:33 AM CDT

Att. 10,248 - Sunny - 73 F

livebaseballscorecards.com

AB	51
R	5
H	14
RBI	5
BB	2
SO	7
LOB	21

WP: 0	PB: 0	PA: 55
SB: 0	CS: 0	

Montreal Expos @ Chicago Cubs

Wrigley Field, Chicago, IL

Tue May 24 1977, 3:33 AM CDT

Att. 10,248 - Sunny - 73 F

livebaseballscorecards.com

BOTTOM

Batter	1	2	3	4	5	6	7	8	9	10	11	12	13	AB	R	H	RBI	BB	SO	LOB
Ivan De Jesus, R (1, 6) OBP: 0.358, SLG: 0.400	0-3 K		0-0 SH1-4, 1-2	0-0 L9			0-0 6-3			0-0 P4		2-2 B1-4, 1B		5	0	1	0	0	1	0
Gene Clines, R (1, 7) OBP: 0.500, SLG: 0.625	4-2 G4-6-3, BB		0-0 1B, SF9, 2-H, 2B		0-0 L5-3		0-0 1B			4-0 FC4-6, BB		0-0 B1-4, 1-2f		4	1	2	1	2	0	1
Larry Biittner, L (1, 3) OBP: 0.336, SLG: 0.407	0-0 G4-6-3, 1-2f		0-0 2-3, 1B		0-0 L7		0-0 L8			0-0 FC4-6, 1-2f		0-0 G3		6	0	1	0	0	0	3
Bobby Murcer, L (1, 9) OBP: 0.382, SLG: 0.488		2-2 WP, 2B	0-0 SF9, 3-H		0-0 P9			0-0 4-3		0-0 L7			1-2 L8	5	0	1	1	0	0	1
Jerry Morales, R (1, 8) OBP: 0.326, SLG: 0.393		0-0 P7	0-3 K			0-3 K		0-3 K			0-0 6-3		0-2 F2	6	0	0	0	0	3	2
Manny Trillo, R (1, 4) OBP: 0.427, SLG: 0.569		0-0 5-3		0-0 F9		0-0 P3		2-2 4-3			0-0 6-3, 1B		0-0 P4	6	0	1	0	0	0	1
Steve Ontiveros, S (1, 5) OBP: 0.450, SLG: 0.439 Jose Cardenal, R (9, PR) OBP: 0.303, SLG: 0.250 Dave Rosello, R (10, 5) OBP: 0.250, SLG: 0.333		4-0 FC5-4, 2-3, BB		0-0 1B, CS, 1B		2-2 2B, 1B			4-2 CS, BB		0-0 6-3, 1-2			2	0	2	0	2	0	0
														0	0	0	0	0	0	0
														1	0	0	0	0	0	1
Steve Swisher, R (1, 2) OBP: 0.300, SLG: 0.429		0-0 FC5-4, 1-2f		2-2 E, HR, 1-3, 1B		0-0 2B, 1-H			2-2 L8, 1-2		3-2 HBP			4	1	2	0	0	0	3
Rick Reuschel, R (1, 1) OBP: 0.190, SLG: 0.300 Bruce Sutter, R (7, 1) Bill Buckner, L (9, PH) OBP: 0.395, SLG: 0.487 Paul Reuschel, R (10, 1) Greg Gross, L (11, PH) OBP: 0.333, SLG: 0.340 Willie Hernandez, L (12, 1) Jim Todd, L (13, 1)			0-0 SH1-4, 2B, 1B	0-0 1-H, 3-H, HR			0-3 K			0-0 F8		0-0 P8		2	2	2	2	0	0
														1	0	0	0	0	1	0
														1	0	0	0	0	0	1
														0	0	0	0	0	0	0
														1	0	0	0	0	0	2
														0	0	0	0	0	0	0
														0	0	0	0	0	0	0
Inning Stats	R: 0 E: 0 K: 1 S: 8 H: 0 LOB: 0 BB: 1 P: 12	R: 0 E: 0 K: 0 S: 7 H: 1 LOB: 2 BB: 1 P: 13	R: 2 E: 0 K: 1 S: 8 H: 3 LOB: 1 BB: 0 P: 8	R: 2 E: 0 K: 0 S: 9 H: 3 LOB: 0 BB: 0 P: 11	R: 0 E: 0 K: 0 S: 3 H: 0 LOB: 0 BB: 0 P: 3	R: 0 E: 0 K: 1 S: 9 H: 2 LOB: 2 BB: 0 P: 11	R: 0 E: 0 K: 1 S: 6 H: 1 LOB: 1 BB: 0 P: 6	R: 0 E: 0 K: 1 S: 11 H: 0 LOB: 0 BB: 0 P: 13	R: 0 E: 0 K: 0 S: 9 H: 0 LOB: 1 BB: 1 P: 15	R: 0 E: 0 K: 0 S: 3 H: 0 LOB: 1 BB: 1 P: 7	R: 0 E: 0 K: 0 S: 7 H: 1 LOB: 2 BB: 0 P: 10	R: 0 E: 0 K: 0 S: 6 H: 1 LOB: 0 BB: 0 P: 8	R: 0 E: 0 K: 0 S: 10 H: 0 LOB: 0 BB: 0 P: 11							

1B: 8 2B: 4 3B: 0 HR: 1	SF: 1 SAC: 1 DP: 2 HBP: 1	WP: 1 PB: 0 SB: 0 CS: 2	PA: 51
---	---	---	---

PITCHER		IP	WLS	BF	H	R	ER	SO	BB	IBB	HBP	BLK	WP	HR	S	P	ERA	WHIP
Don Stanhouse, R ERA: 4.39	(1, 1)	4.0		19	7	4	4	2	2	0	0	0	1	1	32	44	9.00	2.250
Jackie Brown, R ERA: 3.72	(5, 1)	2.0		7	2	0	0	1	0	0	0	0	0	0	12	14	0.00	1.000
Bill Atkinson, R ERA: 2.25	(7, 1)	1.0		4	1	0	0	1	0	0	0	0	0	0	6	6	0.00	1.000
Will McEnaney, L ERA: 4.02	(8, 1)	3.0		10	0	0	0	1	2	0	0	0	0	0	23	35	0.00	0.667
Joe Kerrigan, R ERA: 2.45	(11, 1)	2.0	W	8	2	0	0	0	0	0	1	0	0	0	13	18	0.00	1.000

PITCHER		IP	WLS	BF	H	R	ER	SO	BB	IBB	HBP	BLK	WP	HR	S	P	ERA	WHIP
Santo Alcala, R ERA: 5.4	(13, 1)	1.0	S	3	0	0	0	0	0	0	0	0	0	0	10	11	0.00	0.000

AB	44
R	4
H	12
RBI	4
BB	4
SO	5
LOB	15

Batter	1	2	3	4	5	6	7	8	9	AB	R	H	RBI	BB	SO	LOB
Dave Cash, R (1, 4) OBP: 0.333, SLG: 0.367	0-0 1B		4-2 BB		0-0 6-3	0-0 L5		0-0 L7		4	0	1	0	1	0	2
Warren Cromartie, L (1, 7) OBP: 0.342, SLG: 0.435	0-0 F8		0-0 P6		0-0 BB 1B	0-0 6-3		0-0 P5		4	0	1	0	0	0	4
Joe Kerrigan, R (6, 1)										0	0	0	0	0	0	0
Sam Mejias, R (7, 7)										1	0	0	0	0	0	0
Wayne Garrett, L (1, 5) OBP: 0.238, SLG: 0.350	0-0 L8		1-2 L5		0-0 L7		0-0 4-3 3B 2B	0-3 K		3	0	0	0	0	0	3
Larry Parrish, R (7, PH) OBP: 0.296, SLG: 0.318										2	1	1	0	0	1	0
(7, 5)																
Tony Perez, R (1, 3) OBP: 0.321, SLG: 0.411	0-3 K			0-0 3B 1B	4-0 FC6-4 BB		0-0 4-3		0-0 F8	4	1	1	0	1	1	2
Ellis Valentine, R (1, 9) OBP: 0.371, SLG: 0.557		0-0 G6-4-3 1B 1B		0-0 F8	0-0 FC6-4		0-0 3B		0-3 K	5	0	2	1	0	1	3
Del Unser, L (1, 8) OBP: 0.397, SLG: 0.548		0-0 G6-4-3		2-2		0-0 1B 2B 1B	4-0 S BB		1-2 6-3	3	1	3	1	0	0	0
Andre Dawson, R (7, PH) OBP: 0.289, SLG: 0.337		1-2 1B		1-H 3B						1	0	0	0	1	0	0
(7, 8)																
Chris Speier, R (1, 6) OBP: 0.237, SLG: 0.278		2-2 G6-4-3		0-0 6-3		0-0 P3	0-3 K			4	0	0	0	0	1	6
		1-2f 2-3					1-2									
Barry Foote, R (1, 2) OBP: 0.378, SLG: 0.576		0-0 P6		4-0 BB		0-0 2B 1B	4-0 BB			2	0	1	0	2	0	1
						1-3										
Dan Warthen, S (1, 1) OBP: 0.400, SLG: 0.250			0-0 4-3	0-0 P6		2-2	0-0 F8			0	0	0	0	0	0	0
Jeff Terpko, R (1, 1)										0	0	0	0	0	0	0
Pepe Frias, R (3, PH) OBP: 0.304, SLG: 0.125										1	0	0	0	0	0	0
Jackie Brown, R (3, 1)										0	0	0	0	0	0	0
Pete Mackanin, R (4, PH)										1	0	0	0	0	0	2
Bill Atkinson, L (4, 1) OBP: 0.000, SLG: 0.000										0	0	0	0	0	0	0
Gary Carter, R (6, PH) OBP: 0.345, SLG: 0.567						1-3 3-H 2B				2	0	1	1	0	0	3
(6, 7)																
Will McEnaney, L (7, 1)										0	0	0	0	0	0	0
Inning Stats	R: 0 E: 0 K: 1 S: 6 H: 1 LOB: 1 BB: 0 P: 6	R: 0 E: 0 K: 0 S: 7 H: 2 LOB: 1 BB: 0 P: 9	R: 0 E: 0 K: 0 S: 9 H: 0 LOB: 1 BB: 1 P: 14	R: 1 E: 0 K: 0 S: 9 H: 2 LOB: 2 BB: 1 P: 15	R: 0 E: 0 K: 0 S: 4 H: 1 LOB: 2 BB: 1 P: 8	R: 1 E: 0 K: 0 S: 11 H: 3 LOB: 2 BB: 0 P: 13	R: 1 E: 0 K: 1 S: 7 H: 2 LOB: 3 BB: 2 P: 15	R: 0 E: 0 K: 1 S: 5 H: 0 LOB: 0 BB: 0 P: 5	R: 0 E: 0 K: 1 S: 8 H: 0 LOB: 0 BB: 0 P: 9	1B: 7 2B: 2 3B: 2 HR: 0	SF: 0 SAC: 0 DP: 1 HBP: 0						

Montreal Expos @ Chicago Cubs

Wrigley Field, Chicago, IL

Wed May 25 1977, 3:33 AM CDT

Att. 9,088 - Sunny - 66 F

TOP

livebaseballscorecards.com

AB	37
R	3
H	11
RBI	3
BB	5
SO	4
LOB	26

WP: 0 PB: 0 SB: 1 CS: 0 PA: 42

PITCHER		IP	WLS	BF	H	R	ER	SO	BB	IBB	HBP	BLK	WP	HR	S	P	ERA	WHIP
Ray Burris, R ERA: 4.08	(1, 1)	5.2	W	28	9	2	2	1	3	0	0	0	0	0	45	64	3.18	2.118
Willie Hernandez, L ERA: 1.9	(6, 1)	0.2		4	2	1	1	0	0	0	0	0	0	0	4	4	13.50	3.000
Paul Reuschel, R ERA: 1.09	(7, 1)	0.1		3	0	0	0	1	2	0	0	0	0	0	3	11	0.00	6.000
Bruce Sutter, R ERA: 0.73	(7, 1)	2.1	S	7	0	0	0	2	0	0	0	0	0	0	14	15	0.00	0.000

PITCHER	IP	WLS	BF	H	R	ER	SO	BB	IBB	HBP	BLK	WP	HR	S	P	ERA	WHIP

Batter	1	2	3	4	5	6	7	8	9	AB	R	H	RBI	BB	SO	LOB
Ivan De Jesus, R (1, 6) OBP: 0.361, SLG: 0.395	BBBB 4-0 BB BB BB BB	X 0-0 ② F9		SSS 0-3 ② K		X 0-0 ① SH3 1-2	BBBB 4-0 HBP 1-2 2-3 BB			2	1	0	0	2	1	1
Gene Clines, R (1, 7) OBP: 0.519, SLG: 0.610 Bill Buckner, L (7, PH) OBP: 0.409, SLG: 0.487 Jose Cardenal, R (7, PR) OBP: 0.303, SLG: 0.250 (8, 7) Greg Gross, L (9, 7) OBP: 0.333, SLG: 0.340	BBBSSTB 4-2 BB BB 2B 1-2 BB	BBB 4-0 BB		X 0-0 ③ L1-3		BBB 4-0 1B BB	H 1-0 1-2 2-3 3-H HBP			1 0 0 0	1 0 0 0	0 0 0 0	0 1 0 0	3 0 0 0	0 0 0 0	1 0 0 0
Larry Biittner, L (1, 3) OBP: 0.338, SLG: 0.403	BBBB 4-0 BB 1-2 2-3 BB	X 0-0 ③ F8			X 0-0 G3 1B	X 0-0 ② F7	X 0-0 ③ F2			4	2	1	0	1	0	6
Bobby Murcer, L (1, 9) OBP: 0.382, SLG: 0.481	BBBB 4-0 1-2 2-3 3-H BB		SSS 0-3 ① K		X 0-0 ① G3 1-2	X 0-0 1-2 2-H 1B		X 0-0 ① F8		4	0	1	2	1	1	1
Jerry Morales, R (1, 8) OBP: 0.328, SLG: 0.402	X 0-0 ① 1-H 2-H 3-H 2B		X 0-0 FC6-4 1B		X 0-0 ② P4	X 0-0 ③ L7		X 0-0 ② 6-3		5	1	2	2	0	0	3
Manny Trillo, R (1, 4) OBP: 0.426, SLG: 0.556	BBBSSSTB 4-2 2B BB		SSS 0-3 ② K		BBB 4-0 1B BB		X 0-0 ① 5-3	X 0-0 ③ F8		3	0	0	0	2	1	1
Steve Ontiveros, S (1, 5) OBP: 0.451, SLG: 0.449	X 0-0 ② 1-H 2-H 2B		X 0-0 ③ FC6-4 1-2f		X 0-0 1-2 2-H 1B		X 0-0 ② 3-1			4	0	2	2	0	0	1
Steve Swisher, R (1, 2) OBP: 0.273, SLG: 0.387 Willie Hernandez, L (6, 1) Paul Reuschel, R (7, 1) Bruce Sutter, R (7, 1)	X 0-0 ③ 6-3			X 0-0 ① F7	X 0-0 ③ F8		BBBB 4-0 BB 1B HBP BB			3 0 0 0	0 0 0 1	0 0 0 0	0 0 0 1	0 0 0 0	0 0 0 0	3 0 0 0
Ray Burris, R (1, 1) OBP: 0.167, SLG: 0.261 George Mitterwald, R (6, 2) OBP: 0.347, SLG: 0.440		X 0-0 ① F7		X 0-0 E8		X 0-0 SH3 1B	X 0-0 HBP BB 1-2 1B			2 2	0 1	0 2	0 0	0 0	0 0	0 0
Inning Stats	R: 4 H: 2 E: 0 LOB: 1 K: 0 BB: 5 S: 9 P: 29	R: 0 H: 0 E: 0 LOB: 1 K: 0 BB: 1 S: 3 P: 7	R: 0 H: 1 E: 0 LOB: 1 K: 2 BB: 0 S: 8 P: 8	R: 0 H: 0 E: 1 LOB: 1 K: 1 BB: 0 S: 6 P: 6	R: 1 H: 2 E: 0 LOB: 2 K: 0 BB: 1 S: 5 P: 9	R: 1 H: 2 E: 0 LOB: 2 K: 0 BB: 1 S: 5 P: 9	R: 1 H: 1 E: 0 LOB: 3 K: 0 BB: 2 S: 4 P: 13	R: 0 H: 0 E: 0 LOB: 0 K: 0 BB: 0 S: 3 P: 3		1B: 6 SF: 0 2B: 2 SAC: 1 3B: 0 DP: 0 HR: 0 HBP: 1						WP: 0 PA: 42 PB: 0 SB: 0 CS: 0

BOTTOM

Montreal Expos @ Chicago Cubs

Wrigley Field, Chicago, IL

Wed May 25 1977, 3:33 AM CDT

Att. 9,088 - Sunny - 66 F

livebaseballscorecards.com

AB	30
R	7
H	8
RBI	7
BB	10
SO	3
LOB	17

PITCHER		IP	WLS	BF	H	R	ER	SO	BB	IBB	HBP	BLK	WP	HR	S	P	ERA	WHIP
Dan Warthen, L ERA: 7.84	(1, 1)	0.0	L	4	0	4	4	0	4	0	0	0	0	0	3	19	∞	∞
Jeff Terpko, R ERA: 5.75	(1, 1)	2.0		8	2	0	0	0	2	0	0	0	0	0	9	17	0.00	2.000
Jackie Brown, R ERA: 3.62	(3, 1)	1.0		4	1	0	0	2	0	0	0	0	0	0	8	8	0.00	1.000
Bill Atkinson, R ERA: 2.45	(4, 1)	2.0		10	2	1	1	1	1	0	0	0	0	0	11	15	4.50	1.500
Joe Kerrigan, R ERA: 2.96	(6, 1)	1.2		11	3	2	2	0	3	0	0	0	0	0	8	20	10.80	3.600

PITCHER		IP	WLS	BF	H	R	ER	SO	BB	IBB	HBP	BLK	WP	HR	S	P	ERA	WHIP
Will McEnaney, L ERA: 3.86	(7, 1)	1.1		5	0	0	0	0	0	0	1	0	0	0	4	5	0.00	0.000

Montreal Expos @ Chicago Cubs

Wrigley Field, Chicago, IL

Thu May 26 1977, 3:33 AM CDT

Att. 7,893 - Sunny - 66 F

livebaseballscorecards.com

Batter	1	2	3	4	5	6	7	8	9	AB	R	H	RBI	BB	SO	LOB
Dave Cash, R (1, 4) OBP: 0.331, SLG: 0.361	F8		6-3			FC6-4 BB			6-3	3	0	0	0	1	0	1
Warren Cromartie, L (1, 7) OBP: 0.333, SLG: 0.424	F8			F8		FC6-4 1-2f			1-3	4	0	0	0	0	0	1
Wayne Garrett, L (1, 5) OBP: 0.200, SLG: 0.292	6-3			G3		G3			4-3	4	0	0	0	0	0	1
Tony Perez, R (1, 3) OBP: 0.315, SLG: 0.403		6-3		K			1-3			3	0	0	0	0	1	0
Ellis Valentine, R (1, 9) OBP: 0.370, SLG: 0.552		K			CS 1B		5-3			3	0	1	0	0	1	0
Del Unser, L (1, 8) OBP: 0.395, SLG: 0.539		CS 1B			K 1-2		G3			3	0	1	0	0	1	1
Chris Speier, R (1, 6) OBP: 0.248, SLG: 0.288		CS 1-2	FC4-6 1B		1B			K		3	0	2	0	0	1	0
Barry Foote, R (1, 2) OBP: 0.350, SLG: 0.528			FC4-6 4-3 1-2f		1-3			K		3	0	0	0	0	1	2
Steve Rogers, R (1, 1) OBP: 0.167, SLG: 0.138			4-3 2-3			K		F9		2	0	0	0	0	1	1
Gary Carter, R (8, PH) OBP: 0.381, SLG: 0.562										1	0	0	0	0	0	0
Joe Kerrigan, R (8, 1)										0	0	0	0	0	0	0
Will McEnaney, L (8, 1)										0	0	0	0	0	0	0

Inning Stats	1	2	3	4	5	6	7	8	9		
	R: 0 H: 0	R: 0 H: 1	R: 0 H: 1	R: 0 H: 0	R: 0 H: 2	R: 0 H: 0	R: 0 H: 0	R: 0 H: 0	R: 0 H: 0	1B: 4 SF: 0	WP: 0 PA: 31
	E: 0 LOB: 0	E: 0 LOB: 0	E: 1 LOB: 1	E: 0 LOB: 0	E: 0 LOB: 1	E: 0 LOB: 1	E: 0 LOB: 0	E: 0 LOB: 0	E: 0 LOB: 0	2B: 0 SAC: 0	PB: 0
	K: 0 BB: 0	K: 1 BB: 0	K: 0 BB: 0	K: 1 BB: 0	K: 1 BB: 0	K: 1 BB: 1	K: 0 BB: 0	K: 2 BB: 0	K: 0 BB: 0	3B: 0 DP: 0	SB: 0
	S: 3 P: 3	S: 5 P: 5	S: 4 P: 4	S: 5 P: 5	S: 7 P: 7	S: 5 P: 9	S: 3 P: 3	S: 7 P: 7	S: 3 P: 3	HR: 0 HBP: 0	CS: 2

PITCHER	IP	WLS	BF	H	R	ER	SO	BB	IBB	HBP	BLK	WP	HR	S	P	ERA	WHIP
Mike Krukow, R (1, 1) ERA: 5.15	9.0	W	30	4	0	0	6	1	0	0	0	0	0	42	46	0.00	0.556

PITCHER	IP	WLS	BF	H	R	ER	SO	BB	IBB	HBP	BLK	WP	HR	S	P	ERA	WHIP

AB	29
R	0
H	4
RBI	0
BB	1
SO	6
LOB	7

Batter	1	2	3	4	5	6	7	8	9	AB	R	H	RBI	BB	SO	LOB
Ivan De Jesus, R (1, 6) OBP: 0.353, SLG: 0.385	5-3		L7			K		6-3		4	0	0	0	0	1	1
Greg Gross, L (1, 7) OBP: 0.343, SLG: 0.339	L7			L5		BB, 1B, 1-2		BB		3	0	1	0	1	0	0
Larry Biittner, L (1, 3) OBP: 0.342, SLG: 0.406	1B			6-3		FC5, BB, 1-2, 2-3		K		4	0	2	0	0	1	1
Bobby Murcer, L (1, 9) OBP: 0.381, SLG: 0.474	3-1			4-3		BB, 1-2, 2-3, 3-H				2	0	0	1	1	0	1
Jerry Morales, R (1, 8) OBP: 0.321, SLG: 0.392		K			5-3	FC5, 2-3f				3	0	0	0	0	1	3
Manny Trillo, R (1, 4) OBP: 0.417, SLG: 0.544		3-1			P3		P5			3	0	0	0	0	0	0
Steve Ontiveros, S (1, 5) OBP: 0.442, SLG: 0.438		5-3			6-3		4-3			3	0	0	0	0	0	0
George Mitterwald, R (1, 2) OBP: 0.347, SLG: 0.432			6-3			FC3-6, BB	L7			2	0	0	0	1	0	0
Mike Krukow, R (1, 1) OBP: 0.214, SLG: 0.286			4-3			FC3-6, BB, 1-2f		4-3		3	1	0	0	0	0	1
Inning Stats	R: 0 E: 0 K: 0 S: 4 H: 1 LOB: 1 BB: 0 P: 4	R: 0 E: 0 K: 1 S: 6 H: 0 LOB: 0 BB: 0 P: 8	R: 0 E: 0 K: 0 S: 3 H: 0 LOB: 0 BB: 0 P: 3	R: 0 E: 0 K: 0 S: 6 H: 0 LOB: 0 BB: 0 P: 8	R: 0 E: 0 K: 0 S: 6 H: 0 LOB: 0 BB: 0 P: 8	R: 1 E: 0 K: 1 S: 7 H: 2 LOB: 3 BB: 2 P: 15	R: 0 E: 0 K: 0 S: 3 H: 0 LOB: 0 BB: 0 P: 3	R: 0 E: 0 K: 1 S: 5 H: 0 LOB: 1 BB: 1 P: 9		1B: 3 2B: 0 3B: 0 HR: 0 SF: 0 SAC: 0 DP: 0 HBP: 0						

PITCHER		IP	WLS	BF	H	R	ER	SO	BB	IBB	HBP	BLK	WP	HR	S	P	ERA	WHIP
Steve Rogers, R ERA: 2.2	(1, 1)	7.0	L	26	3	1	1	2	2	0	0	0	0	0	35	49	1.29	0.714
Joe Kerrigan, R ERA: 2.89	(8, 1)	0.2		3	0	0	0	0	1	0	0	0	0	0	2	6	0.00	1.500
Will McEnaney, L ERA: 3.82	(8, 1)	0.1		1	0	0	0	1	0	0	0	0	0	0	3	3	0.00	0.000

PITCHER	IP	WLS	BF	H	R	ER	SO	BB	IBB	HBP	BLK	WP	HR	S	P	ERA	WHIP

BOTTOM

Montreal Expos @ Chicago Cubs

Wrigley Field, Chicago, IL

Thu May 26 1977, 3:33 AM CDT

Att. 7,893 - Sunny - 66 F

livebaseballscorecards.com

AB	27
R	1
H	3
RBI	1
BB	3
SO	3
LOB	7

Montreal Expos @ St. Louis Cardinals

Busch Stadium, St. Louis, MO

Fri May 27 1977, 7:05 PM CDT

Att. 11,964 - Unknown

TOP

livebaseballscorecards.com

Batter	1	2	3	4	5	6	7	8	9	AB	R	H	RBI	BB	SO	LOB
Dave Cash, R (1, 4) OBP: 0.324, SLG: 0.353	5-3		F8		4-3		F9			4	0	0	0	0	0	1
Warren Cromartie, L (1, 7) OBP: 0.331, SLG: 0.432	4-3		P5		3B		FC6 (1-2f)			4	0	1	0	0	0	1
Wayne Garrett, L (1, 5) OBP: 0.241, SLG: 0.333	BB		F5		K			2B		3	0	1	0	1	1	1
Tony Perez, R (1, 3) OBP: 0.313, SLG: 0.405	K			F9 2B		6-3		FC1-5-6 (2-3)		4	1	1	0	0	1	2
Ellis Valentine, R (1, 9) OBP: 0.367, SLG: 0.541		F3		F9 (2-3)		BB		P4		3	0	0	0	1	0	2
Del Unser, L (1, 8) OBP: 0.388, SLG: 0.538		4-3		2B (3-H)		FC4-6 (1-2f)		4-3		4	0	1	1	0	0	2
Chris Speier, R (1, 6) OBP: 0.248, SLG: 0.287		1B (3B)		F8		4-3			6-3	4	1	1	0	0	0	2
Barry Foote, R (1, 2) OBP: 0.341, SLG: 0.550		3B (1-H)		6-3			F9		6-3	4	0	1	1	0	0	1
Santo Alcala, R (1, 1) OBP: 0.250, SLG: 1.000			HR		6-3		1B (FC6)		6-3	1	1	1	1	0	0	0
Pepe Frias, R (5, PH) OBP: 0.111, SLG: 0.111										1	0	0	0	0	0	0
Jackie Brown, R (5, 1)										0	0	0	0	0	0	0
Pete Mackanin, R (7, PH) OBP: 0.333, SLG: 0.435										1	0	1	0	0	0	0
Will McEnaney, L (7, 1)										0	0	0	0	0	0	0
Gary Carter, R (9, PH) OBP: 0.378, SLG: 0.557										1	0	0	0	0	0	0
Inning Stats	R: 0 E: 0 K: 1 S: 5 H: 0 LOB: 1 BB: 1 P: 9	R: 1 E: 0 K: 0 S: 4 H: 2 LOB: 1 BB: 0 P: 4	R: 1 E: 0 K: 0 S: 4 H: 1 LOB: 0 BB: 0 P: 4	R: 1 E: 0 K: 0 S: 5 H: 2 LOB: 1 BB: 0 P: 5	R: 0 E: 0 K: 1 S: 6 H: 1 LOB: 1 BB: 0 P: 6	R: 0 E: 0 K: 0 S: 3 H: 0 LOB: 1 BB: 1 P: 7	R: 0 E: 0 K: 0 S: 4 H: 1 LOB: 1 BB: 0 P: 4	R: 0 E: 0 K: 0 S: 4 H: 1 LOB: 1 BB: 0 P: 4	R: 0 E: 0 K: 0 S: 3 H: 0 LOB: 0 BB: 0 P: 3	1B: 2 2B: 3 3B: 2 HR: 1 SF: 0 SAC: 0 DP: 0 HBP: 0	WP: 0 PB: 0 SB: 0 CS: 0 PA: 36					

	AB	34
	R	3
	H	8
	RBI	3
	BB	2
	SO	2
	LOB	12

PITCHER		IP	WLS	BF	H	R	ER	SO	BB	IBB	HBP	BLK	WP	HR	S	P	ERA	WHIP
Larry Dierker, R ERA: 3.75	(1, 1)	7.0	W	29	7	3	3	2	2	0	0	0	0	1	31	39	3.86	1.286
Clay Carroll, R ERA: 2.2	(8, 1)	2.0		7	1	0	0	0	0	0	0	0	0	0	7	7	0.00	0.500

PITCHER		IP	WLS	BF	H	R	ER	SO	BB	IBB	HBP	BLK	WP	HR	S	P	ERA	WHIP

Batter	1	2	3	4	5	6	7	8	9	AB	R	H	RBI	BB	SO	LOB
Lou Brock, L (1, 7) OBP: 0.326, SLG: 0.434	P3		CS 1B	L6			F9 2-3			4	0	1	0	0	0	1
Clay Carroll, R (8, 1)										0	0	0	0	0	0	0
Garry Templeton, S (1, 6) OBP: 0.313, SLG: 0.405	1-3		CS 1-2	BLK 1B	S 1B		3B 3-H			4	1	3	1	0	0	0
Tony Scott, S (1, 8) OBP: 0.421, SLG: 0.455	K			2B 1-H 1B	P6 1-2		BB G3-6-3			3	1	1	1	1	1	1
Keith Hernandez, L (1, 3) OBP: 0.431, SLG: 0.547		6-3		1B 1-3 HR 2B	K		G3-6-3 1-2f			4	1	1	0	0	1	3
Hector Cruz, R (1, 9) OBP: 0.403, SLG: 0.441		K		1B HR 3-H 1B	K			4-3		3	1	1	1	0	2	1
Jerry Mumphrey, S (6, 9) OBP: 0.444, SLG: 0.597										1	0	0	0	0	0	0
(8, 7)																
Dave Rader, L (1, 2) OBP: 0.522, SLG: 0.714		2B		HR 1-2 2-3 1B		F7		F8		4	1	2	0	0	0	0
Ken Reitz, R (1, 5) OBP: 0.297, SLG: 0.433		K		HR 1-H 2-H 3-H		F8		F9		4	1	1	4	0	1	1
Mike Tyson, R (1, 4) OBP: 0.269, SLG: 0.230			L8	K		P4				3	0	0	0	0	1	0
Larry Dierker, R (1, 1)			1-3	K			F9 3B 2B			2	0	0	0	0	1	0
Mike Anderson, R (7, PH) OBP: 0.316, SLG: 0.471										1	1	1	0	0	0	0
(8, 9)																
Inning Stats	R: 0 E: 0 K: 1 S: 5 H: 0 LOB: 0 BB: 0 P: 5	R: 0 E: 0 K: 2 S: 8 H: 1 LOB: 1 BB: 0 P: 8	R: 0 E: 0 K: 0 S: 3 H: 1 LOB: 0 BB: 0 P: 3	R: 6 E: 0 K: 2 S: 13 H: 6 LOB: 0 BB: 0 P: 13	R: 0 E: 0 K: 2 S: 8 H: 1 LOB: 1 BB: 0 P: 8	R: 0 E: 0 K: 0 S: 3 H: 0 LOB: 0 BB: 0 P: 3	R: 1 E: 0 K: 0 S: 4 H: 2 LOB: 1 BB: 1 P: 8	R: 0 E: 0 K: 0 S: 3 H: 0 LOB: 0 BB: 0 P: 3		1B: 6 2B: 3 3B: 1 HR: 1 SF: 0 SAC: 0 DP: 1 HBP: 0			WP: 0 PB: 0 SB: 1 CS: 1 PA: 35	

PITCHER		IP	WLS	BF	H	R	ER	SO	BB	IBB	HBP	BLK	WP	HR	S	P	ERA	WHIP
Santo Alcala, R ERA: 6.97	(1, 1)	4.0	L	19	8	6	6	5	0	0	0	1	0	1	29	29	13.50	2.000
Jackie Brown, R ERA: 3.43	(5, 1)	2.0		7	1	0	0	2	0	0	0	0	0	0	11	11	0.00	0.500
Will McEnaney, L ERA: 3.86	(7, 1)	2.0		8	2	1	1	0	1	0	0	0	0	0	7	11	4.50	1.500

PITCHER	IP	WLS	BF	H	R	ER	SO	BB	IBB	HBP	BLK	WP	HR	S	P	ERA	WHIP

BOTTOM

Montreal Expos @ St. Louis Cardinals

Busch Stadium, St. Louis, MO

Fri May 27 1977, 7:05 PM CDT

Att. 11,964 - Unknown

livebaseballscorecards.com

AB	33
R	7
H	11
RBI	7
BB	1
SO	7
LOB	7

Batter	1	2	3	4	5	6	7	8	9	AB	R	H	RBI	BB	SO	LOB
Dave Cash, R (1, 4) OBP: 0.328, SLG: 0.356	1B 2B 1B		F8 ①		1-3 ③			G4-6-3 2-3 1B		4	1	2	0	0	0	0
Chris Speier, R (1, 6) OBP: 0.248, SLG: 0.286	2B 1-3 6-3 1B		5-3 ②			G3 ①		G4-6-3 ①② 1-2f 3-H		4	1	1	0	0	0	1
Ellis Valentine, R (1, 9) OBP: 0.370, SLG: 0.547	1-3 3-H 2B		6-3 ③			1B		5-3 ③		4	0	2	1	0	0	0
Tony Perez, R (1, 3) OBP: 0.312, SLG: 0.401	5-3 ①			FC1-6 1B		S S S K ②			F3 ①	4	0	1	0	0	1	3
Warren Cromartie, L (1, 7) OBP: 0.329, SLG: 0.434	6-3 ② 3-H			FC1-6 ① 1-2f		6-3 ③			F8 HR 2B	4	1	1	1	0	0	3
Gary Carter, R (1, 2) OBP: 0.366, SLG: 0.536	F2 ③			F3 ②			S S S K ①		F8 ② 2-3	4	0	0	0	0	1	3
Del Unser, L (1, 8) OBP: 0.382, SLG: 0.560		F9 ①		F8 ③			F7 ②		HR 3-H	4	1	1	2	0	0	1
Larry Parrish, R (1, 5) OBP: 0.295, SLG: 0.311		F5 ②			5-3 ①		P5 ③		B B B B BB 4-0	3	0	0	0	1	0	0
Don Stanhouse, R (1, 1) OBP: 0.320, SLG: 0.292 Bill Atkinson, L (3, 1) OBP: 1.000, SLG: 1.000 Pete Mackanin, R (5, PH) OBP: 0.320, SLG: 0.417 Jackie Brown, R (5, 1) Andre Dawson, R (8, PH) OBP: 0.286, SLG: 0.333 Joe Kerrigan, R (8, 1) Wayne Garrett, L (9, PH) OBP: 0.233, SLG: 0.321		P4 ③			F9 ②			E7 1B G4-6-3	L3 ③	1 0 1 0 1 0 1	0 0 0 0 1 0 0	0 0 0 0 0 0 0	0 0 0 0 0 0 0	0 0 0 0 0 0 0	0 0 0 0 0 0 0	0 0 0 0 0 0 1
Inning Stats	R: 2 E: 0 K: 0 S: 6 H: 3 LOB: 1 BB: 0 P: 6	R: 0 E: 0 K: 0 S: 3 H: 0 LOB: 0 BB: 0 P: 3	R: 0 E: 0 K: 0 S: 3 H: 0 LOB: 0 BB: 0 P: 3	R: 0 E: 0 K: 0 S: 4 H: 1 LOB: 1 BB: 0 P: 4	R: 0 E: 0 K: 0 S: 3 H: 0 LOB: 0 BB: 0 P: 3	R: 0 E: 0 K: 1 S: 6 H: 1 LOB: 1 BB: 0 P: 6	R: 0 E: 0 K: 1 S: 5 H: 0 LOB: 0 BB: 0 P: 5	R: 1 E: 1 K: 0 S: 4 H: 1 LOB: 0 BB: 0 P: 4	R: 2 E: 0 K: 0 S: 5 H: 2 LOB: 1 BB: 1 P: 9	1B: 5 2B: 2 3B: 0 HR: 1	SF: 0 SAC: 0 DP: 1 HBP: 0						

TOP

Montreal Expos @ St. Louis Cardinals

Busch Stadium, St. Louis, MO

Sat May 28 1977, 7:05 PM CDT

Att. 20,518 - Unknown

livebaseballscorecards.com

AB	35
R	5
H	8
RBI	4
BB	1
SO	2
LOB	12

PITCHER		IP	WLS	BF	H	R	ER	SO	BB	IBB	HBP	BLK	WP	HR	S	P	ERA	WHIP
Eric Rasmussen, R ERA: 4.12	(1, 1)	9.0	W	36	8	5	4	2	1	0	0	0	0	1	39	43	4.00	1.000

PITCHER	IP	WLS	BF	H	R	ER	SO	BB	IBB	HBP	BLK	WP	HR	S	P	ERA	WHIP

Batter	1	2	3	4	5	6	7	8	9	AB	R	H	RBI	BB	SO	LOB
Bake McBride, L (1, 8) OBP: 0.290, SLG: 0.446	F7 ①	1B	4-3 ③			S 1-3 1B		E S 1B 1B		5	1	3	0	0	0	1
Tony Scott, S (9, 8) OBP: 0.421, SLG: 0.455										0	0	0	0	0	0	0
Garry Templeton, S (1, 6) OBP: 0.310, SLG: 0.399	G3 ②	P4 ③		G3 ①		K 1-2 ①		2B 4-3 1-H 1B		5	1	1	1	0	1	5
Lou Brock, L (1, 7) OBP: 0.350, SLG: 0.459	1B		S E 1B	CS S 1B		BB 4-0		4-3 1-3 2B		4	1	4	0	1	0	0
Jerry Mumphrey, S (9, 7) OBP: 0.444, SLG: 0.597										0	0	0	0	0	0	0
Hector Cruz, R (1, 9) OBP: 0.396, SLG: 0.426	4-3 ③		BB E HR 4-0 1-2	6-3 ②③ 1-3		K 0-3 ②		4-3 ② 2-3 3-H		4	1	0	1	1	1	6
Mike Anderson, R (9, 9) OBP: 0.316, SLG: 0.471										0	0	0	0	0	0	0
Keith Hernandez, L (1, 3) OBP: 0.424, SLG: 0.542		1B SF7 2B 0-0	E3 0-0 1-3 2-H HR		K 0-3 ①	F7 0-0 ③		1-3 0-0 ③		5	2	1	0	0	1	5
Ken Reitz, R (1, 5) OBP: 0.308, SLG: 0.460		1B 4-3 2-3 1B 0-0	2-H 3-H HR 0-0		4-3 0-0 1B		K 0-3 ①			4	1	3	3	0	1	0
Dave Rader, L (1, 2) OBP: 0.444, SLG: 0.625		SF7 ① 3-H 0-0	K 0-3 ①		4-3 0-0 ② 1-2		L3 0-0 ②			3	0	0	1	0	1	1
Mike Tyson, R (1, 4) OBP: 0.259, SLG: 0.221		4-3 0-0 ② 1-2	K 0-3 ②		5-3 0-0 ③		F9 0-0 ③			4	0	0	0	0	1	2
Eric Rasmussen, R (1, 1) OBP: 0.286, SLG: 0.350		BB 1B 4-0	1B 0-0			1B 0-0 1B		1-3 0-0 ①		3	0	2	0	1	0	0
Inning Stats	R: 0 E: 0 K: 0 S: 4 H: 1 LOB: 1 BB: 0 P: 4	R: 1 E: 0 K: 0 S: 6 H: 3 LOB: 3 BB: 1 P: 10	R: 4 E: 1 K: 2 S: 11 H: 3 LOB: 1 BB: 1 P: 15	R: 0 E: 0 K: 0 S: 3 H: 1 LOB: 0 BB: 0 P: 3	R: 0 E: 0 K: 1 S: 6 H: 1 LOB: 1 BB: 0 P: 6	R: 0 E: 0 K: 2 S: 9 H: 2 LOB: 3 BB: 1 P: 13	R: 0 E: 0 K: 1 S: 5 H: 0 LOB: 0 BB: 0 P: 5	R: 2 E: 0 K: 0 S: 6 H: 3 LOB: 1 BB: 0 P: 6		1B: 11 2B: 2 3B: 0 HR: 1 SF: 1 SAC: 0 DP: 0 HBP: 0				WP: 0 PB: 0 SB: 4 CS: 1 PA: 41		

PITCHER		IP	WLS	BF	H	R	ER	SO	BB	IBB	HBP	BLK	WP	HR	S	P	ERA	WHIP
Don Stanhouse, R ERA: 4.79	(1, 1)	2.0	L	15	6	5	4	0	2	0	0	0	0	1	13	21	18.00	4.000
Bill Atkinson, R ERA: 2.25	(3, 1)	2.0		7	2	0	0	2	0	0	0	0	0	0	11	11	0.00	1.000
Jackie Brown, R ERA: 3.19	(5, 1)	3.0		13	3	0	0	4	1	0	0	0	0	0	20	24	0.00	1.333
Joe Kerrigan, R ERA: 3.41	(8, 1)	1.0		6	3	2	2	0	0	0	0	0	0	0	6	6	18.00	3.000

PITCHER	IP	WLS	BF	H	R	ER	SO	BB	IBB	HBP	BLK	WP	HR	S	P	ERA	WHIP

BOTTOM

Montreal Expos @ St. Louis Cardinals

Busch Stadium, St. Louis, MO

Sat May 28 1977, 7:05 PM CDT

Att. 20,518 - Unknown

livebaseballscorecards.com

AB	37
R	7
H	14
RBI	6
BB	3
SO	6
LOB	20

Batter	1	2	3	4	5	6	7	8	9	AB	R	H	RBI	BB	SO	LOB
Dave Cash, R (1, 4) OBP: 0.326, SLG: 0.354	4-3		E9 2-H		4-3		4-3			4	1	1	1	0	0	0
Pepe Frias, R (7, PH) OBP: 0.100, SLG: 0.100		E9 1-H 3-H 1B								1	0	0	0	0	0	0
(7, 4)																
Chris Speier, R (1, 6) OBP: 0.262, SLG: 0.287	BB 1B 2B		F8			BBB G6-4-3 BB		F9		3	1	1	1	2	0	1
	2-H 1B															
Ellis Valentine, R (1, 9) OBP: 0.371, SLG: 0.542	1-2 2B 1B			1B		G6-4-3 1-2f		F8		5	1	2	0	0	0	2
	F3															
Gary Carter, R (1, 2) OBP: 0.367, SLG: 0.548	1-3 2-H 1B BB 2B	F9		F9		SSS K		2B		5	1	2	1	0	1	1
Warren Cromartie, L (1, 7) OBP: 0.331, SLG: 0.433	2-3 3-H BB 1B BB 1B	6-3		F8			HR 1B	L4		5	2	2	1	0	0	2
Del Unser, L (1, 3) OBP: 0.383, SLG: 0.580	BBBB 1-2 BB 1B BB	F7		F7			1-H HR		F8	4	2	1	2	1	0	1
Andre Dawson, R (1, 8) OBP: 0.282, SLG: 0.319	BBBB 1-2 2-3 3-H 1B 1B BB		F9		1-3		4-3		6-3	4	1	0	1	1	0	0
Larry Parrish, R (1, 5) OBP: 0.318, SLG: 0.400	1-3 2-H 3-H 1B E 1B		SH1-4 E 1B				HR		HR	5	5	5	5	0	0	0
Dan Warthen, S (1, 1) OBP: 0.222, SLG: 0.125	F9		SH1-4 1-2		6-3		SSS K		4-3	4	0	0	0	0	1	2
Inning Stats	R: 8 E: 1 K: 0 S: 9 H: 6 LOB: 1 BB: 3 P: 21	R: 0 E: 0 K: 0 S: 3 H: 0 LOB: 0 BB: 0 P: 3	R: 1 E: 1 K: 0 S: 5 H: 1 LOB: 1 BB: 0 P: 5	R: 0 E: 0 K: 0 S: 4 H: 1 LOB: 1 BB: 0 P: 4	R: 1 E: 0 K: 0 S: 4 H: 1 LOB: 0 BB: 0 P: 4	R: 0 E: 0 K: 1 S: 4 H: 0 LOB: 0 BB: 1 P: 8	R: 3 E: 0 K: 1 S: 8 H: 3 LOB: 0 BB: 0 P: 8	R: 0 E: 0 K: 0 S: 4 H: 1 LOB: 1 BB: 0 P: 4	R: 1 E: 0 K: 0 S: 4 H: 1 LOB: 0 BB: 0 P: 4	1B: 8 2B: 2 3B: 0 HR: 4 SF: 0 SAC: 1 DP: 1 HBP: 0	WP: 0 PB: 0 SB: 0 CS: 0 PA: 45					

PITCHER	IP	WLS	BF	H	R	ER	SO	BB	IBB	HBP	BLK	WP	HR	S	P	ERA	WHIP
Bob Forsch, R (1, 1) ERA: 3.75	0.1	L	8	4	7	7	0	3	0	0	0	0	0	5	17	189.00	21.000
Buddy Schultz, L (1, 1) ERA: 1.11	3.2		16	4	2	0	0	0	0	0	0	0	0	16	16	0.00	1.091
John Urrea, R (5, 1) ERA: 3.13	3.0		13	4	4	4	2	1	0	0	0	0	3	16	20	12.00	1.667
Butch Metzger, R (8, 1) ERA: 4.55	2.0		8	2	1	1	0	0	0	0	0	0	1	8	8	4.50	1.000

PITCHER	IP	WLS	BF	H	R	ER	SO	BB	IBB	HBP	BLK	WP	HR	S	P	ERA	WHIP

TOP

Montreal Expos @ St. Louis Cardinals

Busch Stadium, St. Louis, MO

Sun May 29 1977, 3:33 AM CDT

Att. 15,219 - Unknown

livebaseballscorecards.com

AB	40
R	14
H	14
RBI	12
BB	4
SO	2
LOB	9

BOTTOM

Montreal Expos @ St. Louis Cardinals

Busch Stadium, St. Louis, MO

Sun May 29 1977, 3:33 AM CDT

Att. 15,219 - Unknown

livebaseballscorecards.com

Batter	1	2	3	4	5	6	7	8	9	AB	R	H	RBI	BB	SO	LOB
Jerry Mumphrey, S (1, 9) (5, 7) OBP: 0.453, SLG: 0.600	2B		5-3		BB, 1B, G6-4-3		BB		L4	3	2	1	0	2	0	0
Garry Templeton, S (1, 6) OBP: 0.306, SLG: 0.393	K		6-3		G6-4-3, BB 1-2		F8		4-3	5	0	1	0	0	1	2
Tony Scott, S (1, 8) OBP: 0.437, SLG: 0.505	F8 2-H		HR		G6-4-3 1-2 2-3		K		1B	4	1	3	2	1	1	1
Ted Simmons, S (1, 2) OBP: 0.412, SLG: 0.535	F8 2-3		1B		G6-4-3 1-2f 2-3 3-H		F8		F9	4	0	1	0	0	0	4
Butch Metzger, R (8, 1)										0	0	0	0	0	0	0
Hector Cruz, R (9, PH) OBP: 0.393, SLG: 0.422										1	0	0	0	0	0	1
Roger Freed, R (1, 3) OBP: 0.556, SLG: 0.692	BB		F8		5-3			L7		3	0	0	0	1	0	2
Ken Reitz, R (1, 5) OBP: 0.304, SLG: 0.454	L6			L7		BB		L9		2	0	0	0	0	0	2
John Urrea, R (5, 1)										0	0	0	0	1	0	0
Dave Rader, L (8, 2) OBP: 0.429, SLG: 0.600										1	0	0	0	0	0	0
Joel Youngblood, R (1, 7) OBP: 0.333, SLG: 0.333		5-3		F9		F9		2B		4	0	1	0	0	0	1
Mike Tyson, R (1, 4) OBP: 0.259, SLG: 0.215		F8		BB		K		F8		3	0	0	0	1	1	2
Bob Forsch, R (1, 1) OBP: 0.250, SLG: 0.227		K		K		F7			HR	0	0	0	0	0	0	0
Buddy Schultz, R (1, 1)										1	0	0	0	0	1	0
Mike Anderson, R (4, PH) OBP: 0.318, SLG: 0.600										3	1	1	1	0	1	2
(5, 9)																

Inning Stats																															
	R: 1	H: 2	R: 0	H: 0	R: 1	H: 2	R: 0	H: 0	R: 1	H: 1	R: 0	H: 0	R: 0	H: 0	R: 0	H: 1	R: 1	H: 2	1B: 3	SF: 0	WP: 0	PA: 40
	E: 0	LOB: 2	E: 0	LOB: 0	E: 0	LOB: 1	E: 0	LOB: 1	K: 0	LOB: 1	K: 1	LOB: 1	E: 0	LOB: 1	E: 0	LOB: 1	K: 0	LOB: 1	2B: 3	SAC: 0	PB: 0	
	K: 1	BB: 1	K: 1	BB: 0	S: 0	BB: 2	S: 3	BB: 1	S: 5	BB: 1	S: 5	BB: 1	K: 1	BB: 1	K: 0	BB: 0	K: 0	BB: 0	3B: 0	DP: 1	SB: 0	
	S: 7	P: 11	S: 5	P: 5	S: 5	P: 5	S: 5	P: 9	S: 3	P: 11	S: 5	P: 9	S: 5	P: 9	S: 4	P: 4	S: 5	P: 5	HR: 2	HBP: 0	CS: 0	

PITCHER	IP	WLS	BF	H	R	ER	SO	BB	IBB	HBP	BLK	WP	HR	S	P	ERA	WHIP
Dan Warthen, L (1, 1) ERA: 6.67	9.0	W	40	8	4	4	5	6	0	0	0	0	2	44	68	4.00	1.556

PITCHER	IP	WLS	BF	H	R	ER	SO	BB	IBB	HBP	BLK	WP	HR	S	P	ERA	WHIP

AB	34
R	4
H	8
RBI	3
BB	6
SO	5
LOB	17

Montreal Expos @ New York Mets

Shea Stadium, Flushing, NY

Mon May 30 1977, 3:33 AM EDT

Unknown

TOP

livebaseballscorecards.com

Batter	1	2	3	4	5	6	7	8	9	AB	R	H	RBI	BB	SO	LOB
Dave Cash, R (1, 4) OBP: 0.328, SLG: 0.355	F8		4-1		F7		1B 1B 1B	FC6-4 1B		5	1	2	0	0	0	0
Chris Speier, R (1, 6) OBP: 0.281, SLG: 0.310	2B		BBBB BB			HR 1B	1-3 E 1B 1B	1-2f FC6-4 ③		4	2	3	0	1	0	1
Andre Dawson, R (1, 9) OBP: 0.278, SLG: 0.313	P4		F7			SSS K ①	1-H 3-H E9 1B		SSS K ①	5	1	1	1	0	2	3
Tony Perez, R (1, 3) OBP: 0.320, SLG: 0.419	1-3			F8		1-H HR	BBBB 1B BB		BBBB BB	3	1	1	2	2	0	1
Warren Cromartie, L (1, 7) OBP: 0.333, SLG: 0.432		F7		4-3		HBP 1B	1-2 1B		F7	5	0	2	0	0	0	1
Larry Parrish, R (1, 5) OBP: 0.327, SLG: 0.403		FC4-6 1B		1B		H 1-0 1-2 HBP	SSS 0-3 K		F7	4	0	2	0	0	1	3
Wayne Garrett, L (9, 5) OBP: 0.233, SLG: 0.321										0	0	0	0	0	0	0
Del Unser, L (1, 8) OBP: 0.367, SLG: 0.554		FC4-6 1-2f		SSS K		F2	F7			4	0	0	0	0	1	6
Barry Foote, R (1, 2) OBP: 0.313, SLG: 0.500		SSS K		6-3		SSS K		SSS K		4	0	0	0	0	3	3
Steve Rogers, R (1, 1) OBP: 0.147, SLG: 0.121			SSS K	4-3			SSS K	5-3		4	0	0	0	0	2	0
Inning Stats	R: 0 E: 0 K: 0 S: 4 H: 1 LOB: 1 BB: 0 P: 4	R: 0 E: 0 K: 1 S: 6 H: 1 LOB: 1 BB: 0 P: 6	R: 0 E: 0 K: 1 S: 5 H: 0 LOB: 1 BB: 1 P: 9	R: 0 E: 0 K: 1 S: 6 H: 1 LOB: 1 BB: 0 P: 6	R: 0 E: 0 K: 0 S: 3 H: 0 LOB: 0 BB: 0 P: 3	R: 2 E: 0 K: 2 S: 10 H: 3 LOB: 2 BB: 0 P: 11	R: 3 E: 1 K: 2 S: 11 H: 4 LOB: 2 BB: 1 P: 15	R: 0 E: 0 K: 1 S: 6 H: 1 LOB: 1 BB: 0 P: 6	R: 0 E: 0 K: 1 S: 5 H: 0 LOB: 1 BB: 1 P: 9	1B: 9 2B: 1 3B: 0 HR: 1 SF: 0 SAC: 0 DP: 0 HBP: 1						

	AB	38
	R	5
	H	11
	RBI	3
	BB	3
	SO	9
	LOB	18

PITCHER		IP	WLS	BF	H	R	ER	SO	BB	IBB	HBP	BLK	WP	HR	S	P	ERA	WHIP
Nino Espinosa, R ERA: 4.56	(1, 1)	6.1	L	30	9	5	5	6	1	0	1	0	0	1	40	45	7.11	1.579
Rick Baldwin, R ERA:	(7, 1)	0.2		4	1	0	0	1	1	0	0	0	0	0	5	9	0.00	3.000
Bob Myrick, L ERA: 3.33	(8, 1)	2.0		8	1	0	0	2	1	0	0	0	0	0	11	15	0.00	1.000

PITCHER	IP	WLS	BF	H	R	ER	SO	BB	IBB	HBP	BLK	WP	HR	S	P	ERA	WHIP

WP: 0 PB: 0 SB: 0 CS: 0 PA: 42

Montreal Expos @ New York Mets

Shea Stadium, Flushing, NY

Mon May 30 1977, 3:33 AM EDT

Unknown

BOTTOM

livebaseballscorecards.com

Batter	1	2	3	4	5	6	7	8	9	AB	R	H	RBI	BB	SO	LOB
Lenny Randle, S (1, 4) OBP: 0.404, SLG: 0.464	E 4-3 1B		3-1		SF9 3-H			K		3	0	1	1	0	1	0
Bruce Boisclair, L (1, 7) OBP: 0.361, SLG: 0.386	4-3 1-2		F7		F8			F7		4	0	0	0	0	0	1
John Milner, L (1, 3) OBP: 0.340, SLG: 0.527	E BB			1B BB		4-3		1-4-3		2	0	0	0	2	0	0
Ed Kranepool, L (1, 9) OBP: 0.353, SLG: 0.564	K 1-2 2-3			K		F8			1-3	4	0	0	0	0	2	3
John Stearns, R (1, 2) OBP: 0.355, SLG: 0.446	F7			K		F8			6-3	4	0	0	0	0	1	3
Lee Mazzilli, S (1, 8) OBP: 0.315, SLG: 0.267		F9		1-2 1B			BB G4-6-3		1-3	3	0	1	0	1	0	0
Mike Phillips, L (1, 6) OBP: 0.211, SLG: 0.233		1-3		K			G4-6-3 1-2f			3	0	0	0	0	1	3
Roy Staiger, R (1, 5) OBP: 0.255, SLG: 0.369		K			SH1-4 SF9 2B		1B			3	1	2	0	0	1	0
Nino Espinosa, R (1, 1)			F3		SH1-4 2-3		F8			1	0	0	0	0	0	0
Rick Baldwin, L (7, 1)										0	0	0	0	0	0	0
Ron Hodges, L (7, PH) OBP: 0.360, SLG: 0.375										1	0	0	0	0	0	1
Bob Myrick, R (8, 1)										0	0	0	0	0	0	0
Inning Stats	R: 0 E: 1 K: 1 S: 6 H: 1 LOB: 2 BB: 1 P: 10	R: 0 E: 0 K: 1 S: 5 H: 0 LOB: 0 BB: 0 P: 5	R: 0 E: 0 K: 0 S: 3 H: 0 LOB: 0 BB: 0 P: 3	R: 0 E: 0 K: 3 S: 10 H: 1 LOB: 2 BB: 1 P: 14	R: 1 E: 0 K: 0 S: 4 H: 1 LOB: 0 BB: 0 P: 4	R: 0 E: 0 K: 0 S: 3 H: 0 LOB: 0 BB: 0 P: 3	R: 0 E: 0 K: 0 S: 3 H: 1 LOB: 1 BB: 1 P: 7	R: 0 E: 0 K: 1 S: 5 H: 0 LOB: 0 BB: 0 P: 5	R: 0 E: 0 K: 0 S: 3 H: 0 LOB: 0 BB: 0 P: 3	1B: 3 2B: 1 3B: 0 HR: 0	SF: 1 SAC: 1 DP: 1 HBP: 0						

	AB	28
	R	1
	H	4
	RBI	1
	BB	3
	SO	6
	LOB	11

WP: 0 PB: 0 SB: 0 CS: 0 PA: 33

PITCHER	IP	WLS	BF	H	R	ER	SO	BB	IBB	HBP	BLK	WP	HR	S	P	ERA	WHIP
Steve Rogers, R (1, 1) ERA: 2.09	9.0	W	33	4	1	1	6	3	0	0	0	0	0	42	54	1.00	0.778

PITCHER	IP	WLS	BF	H	R	ER	SO	BB	IBB	HBP	BLK	WP	HR	S	P	ERA	WHIP

Batter	1	2	3	4	5	6	7	8	9	AB	R	H	RBI	BB	SO	LOB
Dave Cash, R (1, 4) OBP: 0.322, SLG: 0.347	6-3	F9		PO 1-2	4-3		5-3			4	0	0	0	0	0	0
Chris Speier, R (1, 6) OBP: 0.281, SLG: 0.315	1-3	K			L4 2B			K		4	0	1	0	0	2	0
Gary Carter, R (1, 2) OBP: 0.379, SLG: 0.543	1B 1B BB		5-3		BB			F8 1B BB		1	1	0	0	3	0	0
Tony Perez, R (1, 3) OBP: 0.324, SLG: 0.421	1B 1-2 1B		K		L4 2-3			1-2 1B		4	0	2	0	0	1	2
Warren Cromartie, L (1, 7) OBP: 0.337, SLG: 0.434	1-2 2-H 1B		CS 1B			F6		F8 2-3		4	0	2	1	0	0	2
Larry Parrish, R (1, 5) OBP: 0.319, SLG: 0.392	4-3		CS 1-2	5-3		F2		K		4	0	0	0	0	1	4
Del Unser, L (1, 8) OBP: 0.353, SLG: 0.531		E4 HR		6-3		F8			4-3	4	1	0	0	0	0	0
Andre Dawson, R (1, 9) OBP: 0.286, SLG: 0.359		1-H HR		2B			K		K	4	1	2	2	0	2	0
Stan Bahnsen, R (1, 1)		K		BB PO			K		K	1	0	0	0	1	1	0
Joe Kerrigan, R (6, 1)										1	0	0	0	0	1	0
Will McEnaney, L (7, 1)										0	0	0	0	0	0	0
Bill Atkinson, L (8, 1) OBP: 0.500, SLG: 0.500										1	0	0	0	0	1	0
Inning Stats	R: 1 E: 0 K: 0 S: 5 H: 2 LOB: 2 BB: 1 P: 9	R: 2 E: 1 K: 2 S: 9 H: 1 LOB: 0 BB: 0 P: 9	R: 0 E: 0 K: 1 S: 5 H: 1 LOB: 0 BB: 0 P: 5	R: 0 E: 0 K: 0 S: 3 H: 1 LOB: 1 BB: 1 P: 7	R: 0 E: 0 K: 0 S: 3 H: 1 LOB: 1 BB: 1 P: 7	R: 0 E: 0 K: 0 S: 3 H: 0 LOB: 0 BB: 0 P: 3	R: 0 E: 0 K: 2 S: 7 H: 0 LOB: 0 BB: 0 P: 7	R: 0 E: 0 K: 2 S: 8 H: 1 LOB: 2 BB: 1 P: 12	R: 0 E: 0 K: 2 S: 7 H: 0 LOB: 0 BB: 0 P: 7	1B: 4 2B: 3 3B: 0 HR: 1 SF: 0 SAC: 0 DP: 1 HBP: 0						

PITCHER		IP	WLS	BF	H	R	ER	SO	BB	IBB	HBP	BLK	WP	HR	S	P	ERA	WHIP
Jackson Todd, R ERA: 2.21	(1, 1)	5.0	L	22	6	3	2	3	3	0	0	0	0	1	25	37	3.60	1.800
Bob Apodaca, R ERA: 2.92	(6, 1)	2.0		6	0	0	0	2	0	0	0	0	0	0	10	10	0.00	0.000
Skip Lockwood, R ERA: 4.18	(8, 1)	2.0		8	1	0	0	4	1	0	0	0	0	0	15	19	0.00	1.000

PITCHER	IP	WLS	BF	H	R	ER	SO	BB	IBB	HBP	BLK	WP	HR	S	P	ERA	WHIP

TOP

Montreal Expos @ New York Mets

Shea Stadium, Flushing, NY

Mon May 30 1977, 3:38 AM EDT

Att. 41,033 - Unknown

livebaseballscorecards.com

AB	32
R	3
H	7
RBI	3
BB	4
SO	9
LOB	8

WP: 0	PB: 0	SB: 0	CS: 1	PA: 38		

Batter	1	2	3	4	5	6	7	8	9	AB	R	H	RBI	BB	SO	LOB
Lenny Randle, S (1, 8) (9, 7) OBP: 0.398, SLG: 0.455	F5			F8		K		E S SF7 1B		4	1	1	0	0	1	0
Felix Millan, R (1, 4) OBP: 0.245, SLG: 0.245	F7			F8		1B		L7 1-3		4	0	1	0	0	0	1
Bruce Boisclair, L (1, 7) OBP: 0.350, SLG: 0.374	F6			F6		F7		SF7 3-H		3	0	0	0	0	0	1
Lee Mazzilli, S (8, PH) (9, 8) OBP: 0.314, SLG: 0.267										0	0	0	1	0	0	0
Ed Kranepool, L (1, 3) OBP: 0.358, SLG: 0.566		BBBB G6-4-3 BB			2B 2B	F8		E7		3	1	1	0	1	0	1
Mike Vail, R (1, 9) OBP: 0.375, SLG: 0.485		F8			2-H 2B		F1	K		4	0	1	1	0	1	2
Jerry Grote, R (1, 2) (8, 5) OBP: 0.324, SLG: 0.311		G6-4-3 1-2f			BBBB 1B BB		1B 1B		F8	3	0	1	0	1	0	1
Roy Staiger, R (1, 5) (8, 6) OBP: 0.264, SLG: 0.368			BBBB FC3-6 BB		1-2 1B		K		F8	3	0	1	0	1	1	1
Bud Harrelson, S (1, 6) OBP: 0.229, SLG: 0.181			FC3-6 7-3 1-2f		F7		1-3 1B		6-3	1	0	0	0	0	0	1
Dave Kingman, R (5, PH) OBP: 0.261, SLG: 0.400										1	0	0	0	0	0	2
Bob Apodaca, R (6, 1)										0	0	0	0	0	0	0
John Milner, L (7, PH) OBP: 0.346, SLG: 0.533										1	0	1	0	0	0	0
John Stearns, R (8, 2) OBP: 0.353, SLG: 0.443										1	0	0	0	0	0	0
Jackson Todd, R (1, 1) OBP: 0.250, SLG: 0.250										1	0	0	0	0	0	1
Mike Phillips, L (5, PH) (6, 6) OBP: 0.208, SLG: 0.230										1	0	0	0	0	1	2
Joe Torre, R (7, PH) OBP: 0.192, SLG: 0.300										1	0	0	0	0	0	2
Skip Lockwood, R (8, 1) OBP: 0.500, SLG: 0.500							L1			0	0	0	0	0	0	0
Inning Stats	R: 0 E: 0 K: 0 S: 3 H: 0 LOB: 0 BB: 0 P: 3	R: 0 E: 0 K: 0 S: 2 H: 0 LOB: 0 BB: 1 P: 6	R: 0 E: 0 K: 0 S: 2 H: 0 LOB: 0 BB: 1 P: 6	R: 0 E: 0 K: 0 S: 3 H: 0 LOB: 0 BB: 0 P: 3	R: 1 E: 0 K: 1 S: 7 H: 3 LOB: 2 BB: 1 P: 11	R: 0 E: 0 K: 1 S: 6 H: 1 LOB: 1 BB: 0 P: 6	R: 0 E: 0 K: 1 S: 7 H: 2 LOB: 2 BB: 0 P: 7	R: 1 E: 1 K: 1 S: 7 H: 1 LOB: 1 BB: 0 P: 7	R: 0 E: 0 K: 0 S: 3 H: 0 LOB: 0 BB: 0 P: 3	1B: 5 2B: 3 3B: 0 HR: 0	SF: 1 SAC: 0 DP: 2 HBP: 0					

BOTTOM

Montreal Expos @ New York Mets

Shea Stadium, Flushing, NY

Mon May 30 1977, 3:38 AM EDT

Att. 41,033 - Unknown

livebaseballscorecards.com

AB	31
R	2
H	7
RBI	2
BB	3
SO	4
LOB	15

PITCHER		IP	WLS	BF	H	R	ER	SO	BB	IBB	HBP	BLK	WP	HR	S	P	ERA	WHIP
Stan Bahnsen, R ERA: 5.33	(1, 1)	5.0	W	18	3	1	1	1	3	0	0	0	0	0	17	29	1.80	1.200
Joe Kerrigan, R ERA: 3.23	(6, 1)	1.2		8	3	0	0	2	0	0	0	0	0	0	12	12	0.00	1.800
Will McEnaney, L ERA: 3.75	(7, 1)	1.0		5	1	1	0	0	0	0	0	0	0	0	5	5	0.00	1.000
Bill Atkinson, R ERA: 2.13	(8, 1)	1.1	S	4	0	0	0	1	0	0	0	0	0	0	6	6	0.00	0.000

PITCHER	IP	WLS	BF	H	R	ER	SO	BB	IBB	HBP	BLK	WP	HR	S	P	ERA	WHIP

Batter	1	2	3	4	5	6	7	8	9	AB	R	H	RBI	BB	SO	LOB
Dave Cash, R (1, 4) OBP: 0.320, SLG: 0.345	6-3		CS 1B		6-3		G6-4-3 1-2f			4	0	1	0	0	0	1
Chris Speier, R (1, 6) OBP: 0.294, SLG: 0.323	3B 1B		BBBB 1-2 BB		FC6-4 1B			F5		3	1	2	0	1	0	0
Gary Carter, R (1, 2) OBP: 0.382, SLG: 0.567	1-H 1B 3B		P6		FC6-4 1-2f			6-3 2B		4	1	2	1	0	0	2
Tony Perez, R (1, 3) OBP: 0.322, SLG: 0.417	G3-6-3 3-H 1B		SSS K			5-3		6-3 2-3		4	0	1	1	0	1	2
Warren Cromartie, L (1, 7) OBP: 0.335, SLG: 0.429	G3-6-3 1-2f			6-3		1B		F8		4	0	1	0	0	0	2
Larry Parrish, R (1, 5) OBP: 0.311, SLG: 0.382		SSS K		SSS K		P4			SSS K	4	0	0	0	0	3	1
Del Unser, L (1, 8) OBP: 0.349, SLG: 0.515		4-3		BBBB BB		G3			4-3	3	0	0	0	1	0	1
Andre Dawson, R (1, 9) OBP: 0.293, SLG: 0.368		2B		F7			BBBB FC3-6 BB		SSS K	3	0	1	0	1	1	1
Santo Alcala, R (1, 1) OBP: 0.143, SLG: 0.571 Will McEnaney, L (8, 1)		4-3			SSS K		FC3-6 1-2f G6-4-3			3 0	0 0	0 0	0 0	0 0	1 0	2 0
Inning Stats	R: 2 E: 0 K: 0 S: 5 H: 3 LOB: 0 BB: 0 P: 5	R: 0 E: 0 K: 1 S: 6 H: 1 LOB: 1 BB: 0 P: 6	R: 0 E: 0 K: 1 S: 5 H: 1 LOB: 1 BB: 1 P: 9	R: 0 E: 0 K: 1 S: 5 H: 0 LOB: 1 BB: 1 P: 9	R: 0 E: 0 K: 1 S: 6 H: 1 LOB: 1 BB: 0 P: 6	R: 0 E: 0 K: 0 S: 4 H: 1 LOB: 1 BB: 0 P: 4	R: 0 E: 0 K: 0 S: 2 H: 0 LOB: 0 BB: 1 P: 6	R: 0 E: 0 K: 0 S: 4 H: 1 LOB: 1 BB: 0 P: 4	R: 0 E: 0 K: 2 S: 7 H: 0 LOB: 0 BB: 0 P: 7	1B: 5 2B: 2 3B: 1 HR: 0 SF: 0 SAC: 0 DP: 2 HBP: 0						

PITCHER		IP	WLS	BF	H	R	ER	SO	BB	IBB	HBP	BLK	WP	HR	S	P	ERA	WHIP
Craig Swan, R ERA: 5.45	(1, 1)	7.1	W	30	8	2	2	4	3	0	0	0	0	0	35	47	2.46	1.500
Bob Apodaca, R ERA: 2.73	(8, 1)	1.2	S	5	0	0	0	2	0	0	0	0	0	0	9	9	0.00	0.000

PITCHER		IP	WLS	BF	H	R	ER	SO	BB	IBB	HBP	BLK	WP	HR	S	P	ERA	WHIP

TOP

Montreal Expos @ New York Mets

Shea Stadium, Flushing, NY

Tue May 31 1977, 7:05 PM EDT

Att. 6,505 - Unknown

livebaseballscorecards.com

AB	32
R	2
H	8
RBI	2
BB	3
SO	6
LOB	12

Batter	1	2	3	4	5	6	7	8	9	AB	R	H	RBI	BB	SO	LOB
Lenny Randle, S (1, 5) OBP: 0.417, SLG: 0.473	BBBB 4-0 CS BB		BBBB 4-0 1-3 1B BB		x 0-0 4-3 4-3 1B		x 0-0 6-3 1B 2B	x 0-0 ③ F9		3	2	2	0	2	0	1
Felix Millan, R (1, 4) OBP: 0.237, SLG: 0.236	SSS 0-3 ①② K 1-2		x 0-0 ② 1-3 1-2 2-3		x 0-0 ① 4-3 1-2		x 0-0 ② 6-3 2-3			4	0	0	0	0	1	5
John Milner, L (1, 3) OBP: 0.352, SLG: 0.531	x 0-0 ③ G3		x 0-0 2-H 3-H 1B		x 0-0 ② 4-3 2-3		x 0-0 3-H 1B			4	0	2	3	0	0	1
Dave Kingman, R (1, 7) OBP: 0.261, SLG: 0.403		x 0-0 6-3 FC6-2 2B	x 0-0 ③ F3		x 0-0 ③ F7		x 0-0 ③ F7			4	0	1	0	0	0	3
Ed Kranepool, L (1, 9) OBP: 0.363, SLG: 0.573 Bruce Boisclair, L (9, 9) OBP: 0.350, SLG: 0.374		x 0-0 ① 6-3 2-3		x 0-0 1B 2B		x 0-0 3-1 2-3 1B		x 0-0 ① L7		4 0	1 0	2 0	0 0	0 0	0 0	1 0
Jerry Grote, R (1, 2) OBP: 0.333, SLG: 0.323		x 0-0 ② FC6-2 3-H		x 0-0 FC6-4 2-H 1B		x 0-0 ① 2-3 1-2		x 0-0 3B 1B		4	1	2	1	0	0	2
Lee Mazzilli, S (1, 8) OBP: 0.307, SLG: 0.261		x 0-0 ③ F8		x 0-0 ① FC6-4 1-2f		x 0-0 ② 3-1 2-3		x 0-0 ② F8		4	0	0	0	0	0	4
Bud Harrelson, S (1, 6) OBP: 0.239, SLG: 0.214			x 0-0 1-3 S 1B 1B	x 0-0 ② F8		x 0-0 ③ G3		x 0-0 1-H 1B 3B		4	2	2	1	0	0	2
Craig Swan, R (1, 1) Bob Apodaca, R (8, 1) OBP: 1.000, SLG: 1.000			SSS 0-3 ① K 1-2	x 0-0 ③ F3			x 0-0 ① F4	x 0-0 3-H 1B		3 1	0 0	0 1	0 1	0 0	1 0	2 0
Inning Stats	R: 0 E: 0 K: 1 S: 4 H: 0 LOB: 0 BB: 1 P: 8	R: 0 E: 0 K: 0 S: 4 H: 1 LOB: 1 BB: 0 P: 4	R: 2 E: 0 K: 1 S: 7 H: 2 LOB: 1 BB: 1 P: 11	R: 1 E: 0 K: 0 S: 5 H: 2 LOB: 1 BB: 0 P: 5	R: 0 E: 0 K: 0 S: 4 H: 1 LOB: 1 BB: 0 P: 4	R: 0 E: 0 K: 0 S: 4 H: 1 LOB: 1 BB: 0 P: 4	R: 1 E: 0 K: 0 S: 5 H: 2 LOB: 1 BB: 0 P: 5	R: 2 E: 0 K: 0 S: 6 H: 3 LOB: 1 BB: 0 P: 6		1B: 8 2B: 3 3B: 1 HR: 0	SF: 0 SAC: 0 DP: 0 HBP: 0			WP: 0 PB: 0 SB: 1 CS: 1		PA: 37	

PITCHER		IP	WLS	BF	H	R	ER	SO	BB	IBB	HBP	BLK	WP	HR	S	P	ERA	WHIP
Santo Alcala, R ERA: 6.99	(1, 1)	7.2	L	36	12	6	6	2	2	0	0	0	0	0	38	46	7.04	1.826
Will McEnaney, L ERA: 3.72	(8, 1)	0.1		1	0	0	0	0	0	0	0	0	0	0	1	1	0.00	0.000

PITCHER	IP	WLS	BF	H	R	ER	SO	BB	IBB	HBP	BLK	WP	HR	S	P	ERA	WHIP

BOTTOM

Montreal Expos @ New York Mets

Shea Stadium, Flushing, NY

Tue May 31 1977, 7:05 PM EDT

Att. 6,505 - Unknown

livebaseballscorecards.com

AB	35
R	6
H	12
RBI	6
BB	2
SO	2
LOB	21

New York Mets @ Montreal Expos

Olympic Stadium, Montreal, QB

Wed Jun 01 1977, 7:05 PM EDT

Att. 13,397 - Unknown

TOP

livebaseballscorecards.com

Batter	1	2	3	4	5	6	7	8	9	AB	R	H	RBI	BB	SO	LOB
Lenny Randle, S (1, 5) OBP: 0.417, SLG: 0.479	1-3		E 2B		FC4-6 1B 1-2f	F7			G1-4-3 1B	5	2	2	0	0	0	1
Felix Millan, R (1, 4) OBP: 0.235, SLG: 0.235	F8		E6 2-H		1B HR 1B 1-3		5-3		G1-4-3 1-2f	5	1	1	0	0	0	1
John Milner, L (1, 3) OBP: 0.357, SLG: 0.520	BB		BB		F6		F8			2	0	0	0	2	0	2
Dave Kingman, R (1, 7) OBP: 0.260, SLG: 0.399	K		K		HR 1B 1-3 3-H		F7			4	1	1	1	0	2	3
Ed Kranepool, L (1, 9) OBP: 0.367, SLG: 0.563 Bruce Boisclair, L (8, PR) OBP: 0.350, SLG: 0.374 (8, 9)		G3		F7	HR IBB			FC1-5 1B BB		2 0	1 0	0 0	0 0	2 0	0 0	0 0
John Stearns, R (1, 2) OBP: 0.364, SLG: 0.472	K			FC3-6 BB	HR 1-H 2-H 3-H			G5-3 FC1-5 1-2		3	1	2	4	1	1	0
Lee Mazzilli, S (1, 8) OBP: 0.301, SLG: 0.254	K			FC3-6 S 1-2f	F9			FC1-5 1-2 2-3f		4	0	0	0	0	1	3
Bud Harrelson, S (1, 6) OBP: 0.230, SLG: 0.206		F7	K 1-2			G3		G5-3 2-3f		4	0	0	0	0	1	3
Tom Seaver, R (1, 1) OBP: 0.214, SLG: 0.154 Skip Lockwood, R (7, 1) OBP: 0.400, SLG: 0.400		K			FC4-6 BB	P6			P4	2 1	0 0	0 0	0 0	1 0	1 0	0 0
Inning Stats	R: 0 E: 0 K: 1 S: 5 H: 0 LOB: 1 BB: 1 P: 9	R: 0 E: 0 K: 2 S: 7 H: 0 LOB: 0 BB: 0 P: 7	R: 1 E: 1 K: 2 S: 9 H: 1 LOB: 2 BB: 1 P: 13	R: 0 E: 0 K: 1 S: 5 H: 0 LOB: 1 BB: 1 P: 9	R: 5 E: 0 K: 0 S: 6 H: 3 LOB: 0 BB: 2 P: 14	R: 0 E: 0 K: 0 S: 3 H: 0 LOB: 0 BB: 0 P: 3	R: 0 E: 0 K: 0 S: 3 H: 0 LOB: 0 BB: 0 P: 3	R: 0 E: 0 K: 0 S: 3 H: 1 LOB: 1 BB: 1 P: 7	R: 0 E: 0 K: 0 S: 3 H: 1 LOB: 0 BB: 0 P: 3	1B: 4 2B: 1 3B: 0 HR: 1	SF: 0 SAC: 0 DP: 2 HBP: 0					

	AB	32
	R	6
	H	6
	RBI	5
	BB	6
	SO	6
	LOB	13

WP: 0 PB: 0 SB: 1 CS: 0 PA: 38

PITCHER		IP	WLS	BF	H	R	ER	SO	BB	IBB	HBP	BLK	WP	HR	S	P	ERA	WHIP
Jackie Brown, R ERA: 3.65	(1, 1)	7.0	L	31	4	6	5	6	4	1	0	0	0	1	38	58	6.43	1.143
Jeff Terpko, R ERA: 5.75	(8, 1)	0.0		2	1	0	0	0	1	0	0	0	0	0	1	5	∞	∞
Will McEnaney, L ERA: 3.52	(8, 1)	2.0		5	1	0	0	0	0	0	0	0	0	0	5	5	0.00	0.500

PITCHER	IP	WLS	BF	H	R	ER	SO	BB	IBB	HBP	BLK	WP	HR	S	P	ERA	WHIP

New York Mets @ Montreal Expos

Olympic Stadium, Montreal, QB

Wed Jun 01 1977, 7:05 PM EDT

Att. 13,397 - Unknown

BOTTOM

Batter	1	2	3	4	5	6	7	8	9	AB	R	H	RBI	BB	SO	LOB
Dave Cash, R (1, 4) OBP: 0.322, SLG: 0.354	F8		F9	BB			1-H 1B 3B		6-3	4	1	1	2	1	0	0
Chris Speier, R (1, 6) OBP: 0.284, SLG: 0.312	4-3		F5	F8			1-3			5	0	0	0	0	0	4
Ellis Valentine, R (1, 9) OBP: 0.374, SLG: 0.557	BB		HR		F8		P4			3	1	1	1	1	0	1
Tony Perez, R (1, 3) OBP: 0.321, SLG: 0.413	F9		F6		K		FC6-4 1B 3-H			4	0	1	1	0	1	1
Warren Cromartie, L (1, 7) OBP: 0.328, SLG: 0.420		F7		F7	F7		FC6-4 1-2f			4	0	0	0	0	0	1
Jeff Terpko, R (8, 1)										0	0	0	0	0	0	0
Will McEnaney, L (8, 1)										0	0	0	0	0	0	0
Gary Carter, R (1, 2) OBP: 0.386, SLG: 0.561		FC4-6 1B BB		2B BB 1B		F7		6-3		3	1	1	0	1	0	0
Del Unser, L (1, 8) OBP: 0.345, SLG: 0.505		FC4-6 1-2 1B		K		4-3		G3		4	0	1	0	0	1	1
Larry Parrish, R (1, 5) OBP: 0.310, SLG: 0.385		FC4-6 1-2f 2-3		BB 1-3 2B		F9		5-3		4	0	1	0	0	0	2
Jackie Brown, R (1, 1)		K		BB			3B 1B		K	1	0	0	0	1	1	2
Pete Mackanin, R (7, PH) OBP: 0.333, SLG: 0.423 (8, 7)										2	1	1	0	0	1	0
Inning Stats	R: 0 E: 0 K: 0 S: 3 H: 0 LOB: 1 BB: 1 P: 7	R: 0 E: 0 K: 1 S: 6 H: 1 LOB: 2 BB: 1 P: 10	R: 1 E: 0 K: 0 S: 4 H: 1 LOB: 0 BB: 0 P: 4	R: 1 E: 0 K: 1 S: 7 H: 2 LOB: 3 BB: 2 P: 15	R: 0 E: 0 K: 1 S: 5 H: 0 LOB: 0 BB: 0 P: 5	R: 0 E: 0 K: 0 S: 3 H: 0 LOB: 0 BB: 0 P: 3	R: 2 E: 0 K: 0 S: 6 H: 3 LOB: 1 BB: 0 P: 6	R: 0 E: 0 K: 0 S: 3 H: 0 LOB: 0 BB: 0 P: 3	R: 0 E: 0 K: 1 S: 5 H: 0 LOB: 0 BB: 0 P: 5	1B: 4 2B: 1 3B: 1 HR: 1	SF: 0 SAC: 0 DP: 0 HBP: 0						

	AB	34
	R	4
	H	7
	RBI	4
	BB	4
	SO	4
	LOB	12

PITCHER	IP	WLS	BF	H	R	ER	SO	BB	IBB	HBP	BLK	WP	HR	S	P	ERA	WHIP
Tom Seaver, R (1, 1) ERA: 3.58	6.2	W	31	7	4	4	3	4	0	0	0	0	1	33	49	5.40	1.650
Skip Lockwood, R (7, 1) ERA: 3.81	2.1	S	7	0	0	0	1	0	0	0	0	0	0	9	9	0.00	0.000

PITCHER	IP	WLS	BF	H	R	ER	SO	BB	IBB	HBP	BLK	WP	HR	S	P	ERA	WHIP

WP: 0 PB: 0 SB: 0 CS: 0 PA: 38

livebaseballscorecards.com

Batter	1	2	3	4	5	6	7	8	9	AB	R	H	RBI	BB	SO	LOB
Lenny Randle, S (1, 5) OBP: 0.416, SLG: 0.465	K	G3		5-3		BB, S, G1-2-3 BB		S 1B BB		3	1	0	0	2	1	2
Felix Millan, R (1, 4) OBP: 0.250, SLG: 0.250	WP, FC 1B	4-3		2-H 1B		F8 1-2		G3 1-H 1B		5	0	3	2	0	0	2
John Milner, L (1, 3) OBP: 0.350, SLG: 0.500	FC WP 1-2		K	K		BB BB		G3 1-2		4	0	0	0	1	2	3
Dave Kingman, R (1, 7) OBP: 0.276, SLG: 0.406	L7 1-2 2-3	1B 2B			S 1B BB	1-2 2-3 BB		IBB		2	1	1	0	3	0	2
Mike Vail, R (1, 9) OBP: 0.387, SLG: 0.485	K	G6-4-3 2-3 1B			1B SF9 1-2 BB	G1-2-3 3-Hf		G3		2	1	1	0	1	1	2
Ed Kranepool, L (6, PH) OBP: 0.362, SLG: 0.554 (6, 9)										2	0	0	0	0	0	5
Bruce Boisclair, L (8, 9) OBP: 0.350, SLG: 0.374										0	0	0	0	0	0	0
John Stearns, R (1, 2) OBP: 0.365, SLG: 0.465		HR BB	G6-4-3 1-2f		WP 1-3 2-H 1B		K		F7	4	1	1	1	1	1	2
Lee Mazzilli, S (1, 8) OBP: 0.298, SLG: 0.272		1-H HR		F7	SF9 3-H		1-3		F7	4	1	1	3	0	0	0
Bud Harrelson, S (1, 6) OBP: 0.237, SLG: 0.217		G3, SH2-4 BB		S SH 2B	F7 1-2		F8		F7	4	1	1	0	1	0	1
Jerry Koosman, R (1, 1) OBP: 0.100, SLG: 0.207		SH2-4 1-2		SH WP 1B 2-H	5-3			4-3		1	1	0	1	0	0	1
Skip Lockwood, R (7, 1) OBP: 0.333, SLG: 0.333										1	0	0	0	0	0	0
Inning Stats	R: 0 E: 0 K: 2 S: 9 H: 1 LOB: 2 BB: 0 P: 9	R: 2 E: 0 K: 0 S: 4 H: 1 LOB: 1 BB: 2 P: 12	R: 0 E: 0 K: 1 S: 6 H: 2 LOB: 1 BB: 0 P: 6	R: 2 E: 0 K: 1 S: 8 H: 2 LOB: 1 BB: 0 P: 8	R: 2 E: 0 K: 0 S: 4 H: 1 LOB: 1 BB: 2 P: 12	R: 0 E: 0 K: 0 S: 2 H: 0 LOB: 2 BB: 3 P: 14	R: 0 E: 0 K: 1 S: 5 H: 0 LOB: 0 BB: 0 P: 5	R: 1 E: 0 K: 0 S: 4 H: 1 LOB: 2 BB: 2 P: 12	R: 0 E: 0 K: 0 S: 3 H: 0 LOB: 0 BB: 0 P: 3	1B: 5 2B: 2 3B: 0 HR: 1 SF: 1 SAC: 2 DP: 2 HBP: 0						

PITCHER		IP	WLS	BF	H	R	ER	SO	BB	IBB	HBP	BLK	WP	HR	S	P	ERA	WHIP
Dan Warthen, L ERA: 7.49	(1, 1)	4.0	L	23	6	6	6	4	4	0	0	0	2	1	27	43	13.50	2.500
Bill Atkinson, R ERA: 2.05	(5, 1)	1.0		4	1	0	0	0	0	0	0	0	1	0	4	4	0.00	1.000
Jeff Terpko, R ERA: 5.66	(6, 1)	0.1		4	0	0	0	0	3	0	0	0	0	0	1	13	0.00	9.000
Joe Kerrigan, R ERA: 3.06	(6, 1)	1.2		4	0	0	0	1	0	0	0	0	0	0	6	6	0.00	0.000
Will McEnaney, L ERA: 3.57	(8, 1)	2.0		9	1	1	1	0	1	1	0	0	0	0	7	15	4.50	1.000

PITCHER	IP	WLS	BF	H	R	ER	SO	BB	IBB	HBP	BLK	WP	HR	S	P	ERA	WHIP

TOP

New York Mets @ Montreal Expos

Olympic Stadium, Montreal, QB

Thu Jun 02 1977, 7:05 PM EDT

Att. 11,090 - Unknown

livebaseballscorecards.com

AB	32
R	7
H	8
RBI	7
BB	9
SO	5
LOB	20

1B: 5	SF: 1	WP: 3	PA: 44
2B: 2	SAC: 2	PB: 0	
3B: 0	DP: 2	SB: 4	
HR: 1	HBP: 0	CS: 0	

BOTTOM

New York Mets @ Montreal Expos

Olympic Stadium, Montreal, QB

Thu Jun 02 1977, 7:05 PM EDT

Att. 11,090 - Unknown

Batter	1	2	3	4	5	6	7	8	9	AB	R	H	RBI	BB	SO	LOB
Dave Cash, R (1, 4) OBP: 0.319, SLG: 0.347	F7		6-3		1-3		BB		F3	4	0	0	0	1	0	3
Chris Speier, R (1, 6) OBP: 0.294, SLG: 0.312	K		F9		BB		G4-6-3		1B	3	0	1	1	2	1	0
Ellis Valentine, R (1, 9) OBP: 0.371, SLG: 0.568	F8			HR	F3		G4-6-3		P3	4	1	1	1	0	0	5
Will McEnaney, L (8, 1)										0	0	0	0	0	0	0
Wayne Garrett, L (9, PH) OBP: 0.226, SLG: 0.310										1	0	0	0	0	0	2
Tony Perez, R (1, 3) OBP: 0.319, SLG: 0.406		FC5-4 BB		F9		K		3-4-1		3	0	0	0	1	1	0
Gary Carter, R (1, 2) OBP: 0.375, SLG: 0.543		FC5-4 2B		F8		P4		K		4	1	0	0	0	1	1
Larry Parrish, R (1, 5) OBP: 0.308, SLG: 0.381		F8		F8		PB 1B		F7		4	0	1	0	0	0	1
Warren Cromartie, L (1, 7) OBP: 0.337, SLG: 0.432		2B			2B SF8 1B	F8			1B 1B	4	2	3	1	0	0	1
Andre Dawson, R (1, 8) OBP: 0.292, SLG: 0.373		K			2B		6-3		K	4	0	1	0	0	2	2
Dan Warthen, S (1, 1) OBP: 0.200, SLG: 0.111			6-3		SF8		BB BB 1B		1B	1	0	0	0	0	0	0
Bill Atkinson, L (5, 1) OBP: 0.500, SLG: 0.500										0	0	0	0	0	0	0
Jose Morales, R (5, PH) OBP: 0.143, SLG: 0.105										0	0	0	1	0	0	0
Jeff Terpko, R (6, 1)										0	0	0	0	0	0	0
Joe Kerrigan, R (6, 1)										0	0	0	0	0	0	0
Sam Mejias, R (7, PH) OBP: 0.182, SLG: 0.182										0	0	0	0	0	0	0
(8, 9)										2	0	2	0	0	0	0
Inning Stats	R: 0 E: 0 K: 1 S: 5 H: 0 LOB: 0 BB: 0 P: 5	R: 1 E: 0 K: 1 S: 6 H: 1 LOB: 1 BB: 1 P: 10	R: 0 E: 0 K: 0 S: 3 H: 0 LOB: 0 BB: 0 P: 3	R: 1 E: 0 K: 0 S: 4 H: 1 LOB: 0 BB: 0 P: 4	R: 1 E: 0 K: 0 S: 5 H: 2 LOB: 2 BB: 1 P: 9	R: 0 E: 0 K: 1 S: 6 H: 1 LOB: 1 BB: 0 P: 6	R: 0 E: 0 K: 0 S: 3 H: 1 LOB: 2 BB: 2 P: 11	R: 0 E: 0 K: 1 S: 5 H: 0 LOB: 0 BB: 0 P: 5	R: 1 E: 0 K: 1 S: 8 H: 3 LOB: 2 BB: 0 P: 8	1B: 6 2B: 2 3B: 0 HR: 1 SF: 1 SAC: 0 DP: 1 HBP: 0	WP: 0 PB: 1 SB: 0 CS: 0 PA: 39					

livebaseballscorecards.com

	AB	34
	R	4
	H	9
	RBI	4
	BB	4
	SO	5
	LOB	15

PITCHER		IP	WLS	BF	H	R	ER	SO	BB	IBB	HBP	BLK	WP	HR	S	P	ERA	WHIP
Jerry Koosman, L ERA: 2.85	(1, 1)	6.1	W	29	6	3	3	3	4	0	0	0	0	1	31	47	4.26	1.579
Skip Lockwood, R ERA: 3.77	(7, 1)	2.2	S	10	3	1	1	2	0	0	0	0	0	0	14	14	3.38	1.125

PITCHER	IP	WLS	BF	H	R	ER	SO	BB	IBB	HBP	BLK	WP	HR	S	P	ERA	WHIP

St. Louis Cardinals @ Montreal Expos

Olympic Stadium, Montreal, QB

Fri Jun 03 1977, 7:05 PM EDT

Att. 15,018 - Unknown

TOP

livebaseballscorecards.com

Batter	1	2	3	4	5	6	7	8	9	AB	R	H	RBI	BB	SO	LOB
Bake McBride, L (1, 8) OBP: 0.306, SLG: 0.440	0-3 K		0-3 K			4-0 FC5-4 BB		0-0 4-3		1	0	0	0	0	1	0
Tony Scott, S (1, 8) OBP: 0.432, SLG: 0.486										2	0	0	0	1	1	1
Garry Templeton, S (1, 6) OBP: 0.300, SLG: 0.378	0-0 6-3			0-0 1-3		0-0 FC5-4 1-2f			0-0 1-3	4	0	0	0	0	0	1
Lou Brock, L (1, 7) OBP: 0.352, SLG: 0.460	0-0 F5			4-0 S BB		0-0 6-3			0-0 1-3	3	0	0	0	1	0	1
Hector Cruz, R (1, 9) OBP: 0.388, SLG: 0.412		0-0 L5		0-3 K 1-2			4-0 S BB		0-3 K	3	0	0	0	1	2	1
Ted Simmons, S (1, 2) OBP: 0.407, SLG: 0.525		0-0 6-3		0-3 K			0-0 F5 1-2			3	0	0	0	0	1	2
Keith Hernandez, L (1, 3) OBP: 0.423, SLG: 0.513		0-0 F8			4-0 G6-3 BB		0-3 K			2	0	0	0	1	1	1
Ken Reitz, R (1, 5) OBP: 0.314, SLG: 0.494			0-0 F9		0-0 G6-3 1-2f		0-0 P4			3	0	0	0	0	0	2
Mike Tyson, R (1, 4) OBP: 0.269, SLG: 0.218			0-0 S 1B		0-3 K			0-0 F9		3	0	1	0	0	1	0
Eric Rasmussen, R (1, 1) OBP: 0.261, SLG: 0.318			0-3 K 1-2			0-3 K		0-3 K		2	0	0	0	0	2	1
Jerry Mumphrey, S (8, PH) OBP: 0.436, SLG: 0.579										1	0	0	0	0	1	0
Butch Metzger, R (8, 1)										0	0	0	0	0	0	0

Inning Stats	1	2	3	4	5	6	7	8	9
R	0	0	0	0	0	0	0	0	0
E	0	0	0	0	0	0	0	0	0
K	1	0	2	2	1	1	1	0	0
S	5	3	8	7	4	5	5	5	5
H	0	0	1	0	0	0	0	0	0
LOB	0	0	1	1	0	1	1	0	0
BB	0	0	0	1	1	1	1	0	0
P	5	3	8	11	8	9	9	5	5

1B: 1	SF: 0
2B: 0	SAC: 0
3B: 0	DP: 1
HR: 0	HBP: 0

WP: 0 PA: 31
PB: 0
SB: 3
CS: 0

AB	27
R	0
H	1
RBI	0
BB	4
SO	10
LOB	10

PITCHER	IP	WLS	BF	H	R	ER	SO	BB	IBB	HBP	BLK	WP	HR	S	P	ERA	WHIP
Steve Rogers, R (1, 1) ERA: 1.92	9.0	W	31	1	0	0	10	4	0	0	0	0	0	47	63	0.00	0.556

Batter	1	2	3	4	5	6	7	8	9	AB	R	H	RBI	BB	SO	LOB
Dave Cash, R (1, 4) OBP: 0.318, SLG: 0.345	FC1-4 1B		F8			4-3		G6-4-3 1-2f		4	1	1	0	0	0	1
Chris Speier, R (1, 6) OBP: 0.299, SLG: 0.317	FC1-4 1-3 1B		F8			1B		F8		4	0	2	0	0	0	0
Ellis Valentine, R (1, 9) OBP: 0.365, SLG: 0.558	FC1-4 S 1-2f 3-H			F8		K				3	0	0	1	0	1	2
Tony Perez, R (1, 3) OBP: 0.320, SLG: 0.405	1-3 1-2			F2		1-3 1B				3	0	1	0	0	0	1
Warren Cromartie, L (1, 7) OBP: 0.332, SLG: 0.426	F2			F8		F8				3	0	0	0	0	0	3
Gary Carter, R (1, 2) OBP: 0.367, SLG: 0.531		5-3			F9		5-3			3	0	0	0	0	0	0
Del Unser, L (1, 8) OBP: 0.336, SLG: 0.491		F9			F7		K			3	0	0	0	0	1	0
Larry Parrish, R (1, 5) OBP: 0.309, SLG: 0.399		K			HR		G3			3	1	1	1	0	1	0
Steve Rogers, R (1, 1) OBP: 0.162, SLG: 0.114			K		K			BB		2	0	0	0	1	2	0
Inning Stats	R: 1 E: 0 K: 0 S: 5 H: 2 LOB: 1 BB: 0 P: 5	R: 0 E: 0 K: 1 S: 5 H: 0 LOB: 0 BB: 0 P: 5	R: 0 E: 0 K: 1 S: 5 H: 0 LOB: 0 BB: 0 P: 5	R: 0 E: 0 K: 0 S: 3 H: 0 LOB: 0 BB: 0 P: 3	R: 1 E: 0 K: 1 S: 6 H: 1 LOB: 0 BB: 0 P: 6	R: 0 E: 0 K: 1 S: 7 H: 2 LOB: 2 BB: 0 P: 7	R: 0 E: 0 K: 1 S: 5 H: 0 LOB: 0 BB: 0 P: 5	R: 0 E: 0 K: 0 S: 2 H: 0 LOB: 0 BB: 1 P: 6		1B: 4 2B: 0 3B: 0 HR: 1 SF: 0 SAC: 0 DP: 1 HBP: 0						

PITCHER		IP	WLS	BF	H	R	ER	SO	BB	IBB	HBP	BLK	WP	HR	S	P	ERA	WHIP
Eric Rasmussen, R ERA: 3.97	(1, 1)	7.0	L	26	5	2	2	5	0	0	0	0	0	1	36	36	2.57	0.714
Butch Metzger, R ERA: 4.36	(8, 1)	1.0		3	0	0	0	0	1	0	0	0	0	0	2	6	0.00	1.000

PITCHER	IP	WLS	BF	H	R	ER	SO	BB	IBB	HBP	BLK	WP	HR	S	P	ERA	WHIP

BOTTOM

St. Louis Cardinals @ Montreal Expos

Olympic Stadium, Montreal, QB

Fri Jun 03 1977, 7:05 PM EDT

Att. 15,018 - Unknown

livebaseballscorecards.com

AB	28
R	2
H	5
RBI	2
BB	1
SO	5
LOB	7

Batter	1	2	3	4	5	6	7	8	9	10	11	12	13	AB	R	H	RBI	BB	SO	LOB
Tony Scott, S (1, 8) OBP: 0.432, SLG: 0.473	K	1B BB		FC6-5 1B BB	FC4-6 G6-3 1-2f			S 3B 1B		K		K 1-2		5	1	1	0	2	3	2
Garry Templeton, S (1, 6) OBP: 0.305, SLG: 0.391	4-3	1-3 1B		1-2 FC6-5 1B	G6-3 1-2f			1-H 2B 3B		F3			5-3	7	2	3	1	0	0	1
Lou Brock, L (1, 7) OBP: 0.348, SLG: 0.452 Mike Anderson, R (8, 9) OBP: 0.292, SLG: 0.545	BB BB 1B 1B	K		FC6-5 BB 1B 1B 1-2 2-3f	K			F9		6-3			1-3	5 2	2 0	1 0	0 0	0 0	2 0	5 0
Ken Reitz, R (1, 5) OBP: 0.318, SLG: 0.495	1B BB 1-2 BB	P4		1B BB 1-2 2-H 1B	K			3-1 3-H 2B			F7		F9	6	0	2	2	1	1	0
Ted Simmons, S (1, 2) OBP: 0.410, SLG: 0.519	1B 1-2 2-3 BB	1B 1B 1B		1B 1-2 2-3 BB	F8			3-1 2-3			K			4	1	1	0	2	1	1
Keith Hernandez, L (1, 3) OBP: 0.426, SLG: 0.512	1-2 2-3 3-H 1B	1B 1-3 1B 1B		FC6-4 1-2 2-3 3-H 1B			P6	K			K			6	1	3	2	0	2	1
Jerry Mumphrey, S (1, 9) OBP: 0.414, SLG: 0.545 (8, 7)	K	K		K			6-3		F7			6-3		6	0	0	0	0	3	8
Mike Tyson, R (1, 4) OBP: 0.272, SLG: 0.218		5-3		1-H 3-H 1B FC6-4 1-2f			HBP		K			5-3		5	0	1	2	0	1	3
Bob Forsch, R (1, 1) OBP: 0.250, SLG: 0.231 Butch Metzger, R (7, 1) Clay Carroll, R (8, 1) Roger Freed, R (9, PH) OBP: 0.500, SLG: 0.600 Al Hrabosky, R (9, 1) Hector Cruz, R (12, PH) OBP: 0.393, SLG: 0.417 Bake McBride, L (12, PR) OBP: 0.306, SLG: 0.440 John Urrea, R (12, 1)		6-3		F7	FC4-6 1B		K		P6			S 1B		4 0 0 0 1 0 1 0 0	0 0 0 0 0 0 1 0 0	1 0 0 0 0 1 0 0 0	0 0 0 0 0 0 0 0 0	0 0 0 0 0 0 0 0 0	1 0 0 0 0 0 0 0 0	2 0 0 0 0 0 0 0 0
Inning Stats	R: 1 E: 0 K: 2 S: 9 H: 2 LOB: 3 BB: 2 P: 17	R: 0 E: 0 K: 1 S: 6 H: 1 LOB: 2 BB: 1 P: 10	R: 2 E: 0 K: 1 S: 8 H: 3 LOB: 1 BB: 0 P: 8	R: 2 E: 0 K: 1 S: 8 H: 3 LOB: 3 BB: 2 P: 16	R: 0 E: 0 K: 0 S: 3 H: 1 LOB: 0 BB: 0 P: 3	R: 0 E: 0 K: 2 S: 7 H: 0 LOB: 0 BB: 0 P: 7	R: 0 E: 0 K: 1 S: 5 H: 0 LOB: 1 BB: 0 P: 6	R: 2 E: 0 K: 1 S: 8 H: 3 LOB: 1 BB: 0 P: 8	R: 0 E: 0 K: 1 S: 5 H: 0 LOB: 0 BB: 0 P: 5	R: 0 E: 0 K: 1 S: 5 H: 0 LOB: 0 BB: 0 P: 5	R: 0 E: 0 K: 2 S: 7 H: 0 LOB: 0 BB: 0 P: 7	R: 0 E: 0 K: 1 S: 6 H: 1 LOB: 2 BB: 0 P: 6	R: 0 E: 0 K: 0 S: 3 H: 0 LOB: 0 BB: 0 P: 3	1B: 12 2B: 1 3B: 1 HR: 0 SF: 0 SAC: 0 DP: 1 HBP: 1						

PITCHER		IP	WLS	BF	H	R	ER	SO	BB	IBB	HBP	BLK	WP	HR	S	P	ERA	WHIP
Stan Bahnsen, R ERA: 6.23	(1, 1)	3.1		23	8	5	5	4	5	0	0	0	0	0	26	46	13.50	3.900
Don Stanhouse, R ERA: 4.67	(4, 1)	1.2		6	2	0	0	1	0	0	0	0	0	0	8	8	0.00	1.200
Joe Kerrigan, R ERA: 2.88	(6, 1)	2.0		7	0	0	0	3	0	0	1	0	0	0	12	13	0.00	0.000
Tom Walker, R ERA: 9.0	(8, 1)	2.0		9	3	2	2	2	0	0	0	0	0	0	13	13	9.00	1.500
Will McEnaney, L ERA: 3.32	(10, 1)	3.0		10	1	0	0	4	0	0	0	0	0	0	18	18	0.00	0.333

PITCHER		IP	WLS	BF	H	R	ER	SO	BB	IBB	HBP	BLK	WP	HR	S	P	ERA	WHIP
Bill Atkinson, R ERA: 1.98	(13, 1)	1.0	W	3	0	0	0	0	0	0	0	0	0	0	3	3	0.00	0.000

TOP

St. Louis Cardinals @ Montreal Expos

Olympic Stadium, Montreal, QB

Sat Jun 04 1977, 7:05 PM EDT

Att. 20,199 - Unknown

livebaseballscorecards.com

AB	52
R	7
H	14
RBI	7
BB	5
SO	14
LOB	23

PA: 58

WP: 0
PB: 0
SB: 2
CS: 0

BOTTOM

St. Louis Cardinals @ Montreal Expos

Olympic Stadium, Montreal, QB

Sat Jun 04 1977, 7:05 PM EDT

Att. 20,199 - Unknown

livebaseballscorecards.com

Batter	1	2	3	4	5	6	7	8	9	10	11	12	13	AB	R	H	RBI	BB	SO	LOB
Dave Cash, R (1, 4) OBP: 0.322, SLG: 0.352	G4-3 1B 1B	G3			6-3		1B 2B	FC4-6 2-3 3-H 1B			F8		K 1-2	7	2	3	1	0	1	2
Chris Speier, R (1, 6) OBP: 0.305, SLG: 0.322	G4-3 1-2 1B		6-3			1B	FC5-4 2-H 1B	FC4-6 1-2f 3-H			K		F9	7	0	3	2	0	1	2
Ellis Valentine, R (1, 9) OBP: 0.357, SLG: 0.541	G4-3 1-2f 2-3		4-3		P5		FC5-4 BB 1-2f	5-3			L5		1B 2-H	7	0	1	1	0	0	5
Tony Perez, R (1, 3) OBP: 0.330, SLG: 0.416 Pepe Frias, R (12, PR) OBP: 0.100, SLG: 0.100 Jose Morales, R (13, 3) OBP: 0.143, SLG: 0.105	1B 3-H		F8			G3 WP 2B	BB 1-2		K			FC3-5 BB 1B		5 0 0	1 0 0	3 0 0	1 0 0	1 0 0	1 0 0	0 0 0
Warren Cromartie, L (1, 7) OBP: 0.323, SLG: 0.415 Will McEnaney, L (10, 1) Wayne Garrett, L (12, PH) OBP: 0.250, SLG: 0.310 Bill Atkinson, L (13, 1) OBP: 0.500, SLG: 0.500	6-3			5-3		G3 2-3	K	F8				FC4-6 FC3-5 1-2 BB		5 0 0	0 0 0	0 0 0	0 0 1	1 0 0	4 0 0	
Gary Carter, R (1, 2) OBP: 0.366, SLG: 0.544		5-3		FC3-6 1B		L6 3-H		HR	K			FC3-5 FC4-6 1-2 2-3f		6	1	2	1	0	1	2
Del Unser, L (1, 8) OBP: 0.336, SLG: 0.477		4-3		FC3-6 1-2f		1B		SH1-4 1B BB	K			FC4-6 1-2f 2-3		5	1	1	0	1	1	3
Larry Parrish, R (1, 5) OBP: 0.309, SLG: 0.396		2B 1B		F7		P5		1B SH1-4 1-2 FC4-6 1B			F9	4-3		6	2	2	0	0	0	4
Stan Bahnsen, R (1, 1) OBP: 0.667, SLG: 1.000 Don Stanhouse, R (4, 1) OBP: 0.320, SLG: 0.292 Sam Mejias, R (5, PH) OBP: 0.167, SLG: 0.167 Joe Kerrigan, R (6, 1) Pete Mackanin, R (7, PH) OBP: 0.321, SLG: 0.407 Tom Walker, R (8, 1) Andre Dawson, R (10, 7) OBP: 0.295, SLG: 0.369	1-H 2B				5-3		6-3	SH1-4 1-2 2-3			F8		S 1B BB	1 0 1 0 1 0 1	0 0 0 0 0 0 1	1 0 0 0 0 0 0	1 0 0 0 0 0 0	0 0 0 0 0 0 0	0 0 0 0 0 0 0	0 0 0 0 0 0 0
Inning Stats	R: 1 E: 0 K: 0 S: 5 H: 3 LOB: 1 BB: 0 P: 5	R: 1 E: 0 K: 0 S: 5 H: 2 LOB: 1 BB: 0 P: 5	R: 0 E: 0 K: 0 S: 3 H: 0 LOB: 0 BB: 0 P: 3	R: 0 E: 0 K: 0 S: 4 H: 1 LOB: 1 BB: 0 P: 4	R: 0 E: 0 K: 0 S: 4 H: 1 LOB: 1 BB: 0 P: 4	R: 1 E: 0 K: 0 S: 5 H: 2 LOB: 1 BB: 0 P: 5	R: 1 E: 0 K: 1 S: 7 H: 2 LOB: 2 BB: 1 P: 11	R: 3 E: 0 K: 0 S: 6 H: 3 LOB: 1 BB: 1 P: 10	R: 0 E: 0 K: 2 S: 7 H: 0 LOB: 0 BB: 0 P: 7	R: 0 E: 0 K: 1 S: 5 H: 0 LOB: 0 BB: 0 P: 5	R: 0 E: 0 K: 1 S: 5 H: 0 LOB: 0 BB: 0 P: 5	R: 0 E: 0 K: 0 S: 4 H: 1 LOB: 2 BB: 1 P: 8	R: 1 E: 0 K: 1 S: 5 H: 1 LOB: 1 BB: 1 P: 9	1B: 12 2B: 3 3B: 0 HR: 1	SF: 0 SAC: 1 DP: 1 HBP: 0	WP: 1 PB: 0 SB: 1 CS: 0	PA: 57				

PITCHER		IP	WLS	BF	H	R	ER	SO	BB	IBB	HBP	BLK	WP	HR	S	P	ERA	WHIP
Bob Forsch, R ERA: 3.91	(1, 1)	6.1		29	11	4	4	0	0	0	0	0	1	0	29	29	5.68	1.737
Butch Metzger, R ERA: 5.03	(7, 1)	1.0		7	2	3	3	1	2	0	0	0	0	1	7	15	27.00	4.000
Clay Carroll, R ERA: 1.89	(8, 1)	0.2		3	1	0	0	0	0	0	0	0	0	0	3	3	0.00	1.500
Al Hrabosky, L ERA: 4.55	(9, 1)	3.0		9	0	0	0	4	0	0	0	0	0	0	17	17	0.00	0.000
John Urrea, R ERA: 3.18	(12, 1)	1.2	L	9	2	1	1	1	2	0	0	0	0	0	9	17	5.40	2.400

PITCHER		IP	WLS	BF	H	R	ER	SO	BB	IBB	HBP	BLK	WP	HR	S	P	ERA	WHIP

AB	52
R	8
H	16
RBI	7
BB	4
SO	6
LOB	22

Batter	1	2	3	4	5	6	7	8	9	AB	R	H	RBI	BB	SO	LOB
Jerry Mumphrey, S (1, 7) OBP: 0.417, SLG: 0.543	4-3		HR 1B 3-H		CS 1B			4-3		4	1	2	1	0	0	0
Garry Templeton, S (1, 6) OBP: 0.313, SLG: 0.398	CS 1B		HR 1B 1-2		3-1 1-2			FC4-6 1B		4	1	3	0	0	0	1
Tony Scott, S (1, 8) OBP: 0.426, SLG: 0.491	3-1 1-2		HR 1-H 2-H			E7 4-3 E		K S S S		4	2	1	3	0	1	2
Ted Simmons, S (1, 2) OBP: 0.406, SLG: 0.512		6-3	1B			4-3 2-3		FC4-6 1-2f		4	0	1	0	0	0	2
Keith Hernandez, L (1, 3) OBP: 0.417, SLG: 0.500		F5	F8			E6 3-H			F5	4	0	0	0	0	0	1
Ken Reitz, R (1, 5) OBP: 0.312, SLG: 0.484		5-3		6-3		4-3			6-3	4	0	0	0	0	0	0
Mike Anderson, R (1, 9) OBP: 0.286, SLG: 0.500			4-3 S S S	K			G2-6-4 1B		6-3	4	0	1	0	0	1	0
Don Kessinger, S (1, 4) OBP: 0.325, SLG: 0.271			4-3	F7			S S S K			3	0	0	0	0	1	1
Pete Falcone, L (1, 1) OBP: 0.174, SLG: 0.227			1B 3B		6-3					2	1	1	0	0	0	0
Clay Carroll, R (6, 1)										1	0	0	0	0	0	1
Butch Metzger, R (7, 1)							G2-6-4 1-2f			0	0	0	0	0	0	0

TOP

St. Louis Cardinals @ Montreal Expos

Olympic Stadium, Montreal, QB

Sun Jun 05 1977, 3:33 AM EDT

Att. 20,318 - Unknown

livebaseballscorecards.com

AB	34
R	5
H	9
RBI	4
BB	0
SO	3
LOB	8

Inning Stats	1	2	3	4	5	6	7	8	9
R	0	0	4	0	0	1	0	0	0
E	0	0	0	0	0	2	0	0	0
K	0	0	0	1	0	0	1	1	0
S	3	3	8	5	3	4	5	6	3
H	1	0	5	0	1	0	1	1	0
LOB	0	0	1	0	0	0	0	1	0
BB	0	0	0	0	0	0	0	0	0
P	3	3	8	5	3	4	5	6	3

	1B	SF	WP	PA
	7	0	0	34
	2B: 0	SAC: 0	PB: 0	
	3B: 1	DP: 1	SB: 0	
	HR: 1	HBP: 0	CS: 2	

PITCHER	IP	WLS	BF	H	R	ER	SO	BB	IBB	HBP	BLK	WP	HR	S	P	ERA	WHIP
Santo Alcala, R (1, 1) ERA: 7.55	2.2		13	6	4	4	0	0	0	0	0	0	1	13	13	13.50	2.250
Don Stanhouse, R (3, 1) ERA: 4.4	4.1	W	14	2	1	0	2	0	0	0	0	0	0	18	18	0.00	0.462
Joe Kerrigan, R (8, 1) ERA: 2.72	2.0	S	7	1	0	0	1	0	0	0	0	0	0	9	9	0.00	0.500

PITCHER	IP	WLS	BF	H	R	ER	SO	BB	IBB	HBP	BLK	WP	HR	S	P	ERA	WHIP

Batter	1	2	3	4	5	6	7	8	9	AB	R	H	RBI	BB	SO	LOB
Dave Cash, R (1, 4) OBP: 0.323, SLG: 0.350	F9		BB		4-3		SH1-4 2B 1B	4-3		4	1	1	0	1	0	2
Chris Speier, R (1, 6) OBP: 0.305, SLG: 0.318	F9		F5		BB		SH1-4 1-2			2	0	0	0	1	0	1
Ellis Valentine, R (1, 9) OBP: 0.354, SLG: 0.540	F8		K		K		2-H 2B			4	0	1	1	0	2	2
Tony Perez, R (1, 3) OBP: 0.338, SLG: 0.433		BB 2B 1B	L6			HR	CS IBB			2	2	1	1	2	0	1
Gary Carter, R (1, 2) OBP: 0.369, SLG: 0.564		1-2 2B 1B		K		HR	F7 1-2			4	2	2	1	0	1	2
Larry Parrish, R (1, 5) OBP: 0.314, SLG: 0.405		5-3 1-H 2-H 2B		5-3		FC5-4 1B		F9		4	0	2	2	0	0	0
Warren Cromartie, L (1, 7) OBP: 0.322, SLG: 0.416		P6		F9		FC5-4 G5-4-3 1-2f		FC1-5 2B		4	0	1	0	0	0	2
Del Unser, L (9, 8) OBP: 0.336, SLG: 0.477										0	0	0	0	0	0	0
Andre Dawson, R (1, 8) OBP: 0.302, SLG: 0.395 (9, 7)		5-3 2-3			HR	G5-4-3 1-2f		FC1-5 BB		3	1	1	1	1	0	2
Santo Alcala, R (1, 1) OBP: 0.125, SLG: 0.500					F9			FC1-5 1-2 2-3f		1	0	0	0	0	1	1
Don Stanhouse, R (3, 1) OBP: 0.308, SLG: 0.280										1	0	0	0	0	0	0
Sam Mejias, R (7, PH) OBP: 0.231, SLG: 0.462										1	1	1	1	0	0	0
Joe Kerrigan, R (8, 1)		K				HR				1	0	0	0	0	0	2
Inning Stats	R: 0 E: 0 K: 0 S: 3 H: 0 LOB: 0 BB: 0 P: 3	R: 2 E: 0 K: 1 S: 7 H: 2 LOB: 1 BB: 1 P: 11	R: 0 E: 0 K: 1 S: 5 H: 0 LOB: 1 BB: 1 P: 9	R: 0 E: 0 K: 1 S: 5 H: 0 LOB: 0 BB: 0 P: 5	R: 1 E: 0 K: 1 S: 6 H: 1 LOB: 1 BB: 1 P: 10	R: 2 E: 0 K: 0 S: 5 H: 3 LOB: 0 BB: 0 P: 5	R: 2 E: 0 K: 0 S: 5 H: 3 LOB: 1 BB: 1 P: 9	R: 0 E: 0 K: 0 S: 4 H: 1 LOB: 2 BB: 1 P: 8		1B: 3 2B: 3 3B: 0 HR: 4 SF: 0 SAC: 1 DP: 1 HBP: 0						

PITCHER		IP	WLS	BF	H	R	ER	SO	BB	IBB	HBP	BLK	WP	HR	S	P	ERA	WHIP
Pete Falcone, L ERA: 4.5	(1, 1)	5.0		23	5	5	5	4	3	0	0	0	0	3	28	40	9.00	1.600
Clay Carroll, R ERA: 2.36	(6, 1)	1.0	L	5	3	2	2	0	0	0	0	0	0	1	5	5	18.00	3.000
Butch Metzger, R ERA: 4.75	(7, 1)	2.0		9	2	0	0	0	1	1	0	0	0	0	7	15	0.00	1.500

PITCHER	IP	WLS	BF	H	R	ER	SO	BB	IBB	HBP	BLK	WP	HR	S	P	ERA	WHIP

BOTTOM

St. Louis Cardinals @ Montreal Expos

Olympic Stadium, Montreal, QB

Sun Jun 05 1977, 3:33 AM EDT

Att. 20,318 - Unknown

livebaseballscorecards.com

AB	31
R	7
H	10
RBI	7
BB	5
SO	4
LOB	15

1B: 3	SF: 0
2B: 3	SAC: 1
3B: 0	DP: 1
HR: 4	HBP: 0

WP: 0	PA: 37
PB: 0	
SB: 0	
CS: 1	

Batter	1	2	3	4	5	6	7	8	9	AB	R	H	RBI	BB	SO	LOB
Jerry Royster, R (1, 6) OBP: 0.325, SLG: 0.308	x 0-0 ① F8			S S S 0-3 ① K		B B B 4-0 1B 1B BB		x 0-0 ② 1-3		3	0	0	0	1	1	1
Barry Bonnell, R (1, 8) OBP: 0.445, SLG: 0.459	x 0-0 ② L6			x 0-0 ② F4		x 0-0 1-2 1B 1B		x 0-0 2-H 1B		4	0	2	1	0	0	0
Willie Montanez, L (1, 3) OBP: 0.320, SLG: 0.426	S S S 0-3 ③ K			S S S 0-3 ③ K		x 0-0 1-2 2-3 FC6-4 1B		x 0-0 ③ 4-3		4	0	1	0	0	2	1
Jeff Burroughs, R (1, 9) OBP: 0.368, SLG: 0.512		B B B B 4-0 G5-4-3 BB			x 0-0 ① L8	x 0-0 ③ FC6-4 1-2f			x 0-0 ① F9	3	0	0	0	1	0	3
Gary Matthews, R (1, 7) OBP: 0.358, SLG: 0.472		x 0-0 ① ② G5-4-3 1-2f			B B B B 4-0 S BB		x 0-0 ① 6-3		x 0-0 ② F8	3	0	0	0	1	0	1
Biff Pocoroba, S (1, 2) OBP: 0.376, SLG: 0.484		x 0-0 ③ G3			B B B B 4-0 1-2 G1-6-3 BB		x 0-0 ② 4-3		x 0-0 HR	3	1	1	1	1	0	0
Junior Moore, R (1, 5) OBP: 0.333, SLG: 0.360			x 0-0 ① 1-4-3		x 0-0 ② ③ G1-6-3 1-2f		x 0-0 ③ 6-3		x 0-0 ③ F8	4	0	0	0	0	0	2
Darrel Chaney, S (1, 4) OBP: 0.329, SLG: 0.390			S S S 0-3 ② K			x 0-0 ① F7		x 0-0 1B 2B		3	1	1	0	0	1	0
Frank LaCorte, R (1, 1) OBP: 0.125, SLG: 0.125 Max Leon, R (4, 1) OBP: 0.400, SLG: 0.429 Rowland Office, L (6, PH) OBP: 0.287, SLG: 0.315 Steve Kline, R (6, 1) Joe Nolan, L (8, PH) OBP: 0.385, SLG: 0.417 Dave Campbell, R (8, 1)			x 0-0 ③ 4-3			x 0-0 ② F7		x 0-0 ① F8		1 0 1 0 1 0	0 0 0 0 0 0	0 0 0 0 0 0	0 0 0 0 0 0	0 0 0 0 0 0	0 0 0 0 0 0	0 0 0 0 1 0
Inning Stats	R: 0 E: 0 K: 1 S: 5 H: 0 LOB: 0 BB: 0 P: 5	R: 0 E: 0 K: 0 S: 2 H: 0 LOB: 0 BB: 1 P: 6	R: 0 E: 0 K: 1 S: 5 H: 0 LOB: 0 BB: 0 P: 5	R: 0 E: 0 K: 2 S: 7 H: 0 LOB: 0 BB: 0 P: 7	R: 0 E: 0 K: 0 S: 2 H: 0 LOB: 1 BB: 2 P: 10	R: 0 E: 0 K: 0 S: 5 H: 2 LOB: 3 BB: 1 P: 9	R: 0 E: 0 K: 0 S: 3 H: 0 LOB: 0 BB: 0 P: 3	R: 1 E: 0 K: 0 S: 5 H: 2 LOB: 1 BB: 0 P: 5	R: 1 E: 0 K: 0 S: 4 H: 1 LOB: 0 BB: 0 P: 4	1B: 3 2B: 1 3B: 0 HR: 1	SF: 0 SAC: 0 DP: 2 HBP: 0						

PITCHER	IP	WLS	BF	H	R	ER	SO	BB	IBB	HBP	BLK	WP	HR	S	P	ERA	WHIP
Jackie Brown, R (1, 1) ERA: 3.39	9.0	W	34	5	2	2	4	4	0	0	0	0	1	38	54	2.00	1.000

PITCHER	IP	WLS	BF	H	R	ER	SO	BB	IBB	HBP	BLK	WP	HR	S	P	ERA	WHIP

TOP

Atlanta Braves @ Montreal Expos

Olympic Stadium, Montreal, QB

Mon Jun 06 1977, 7:05 PM EDT

Att. 8,924 - Unknown

livebaseballscorecards.com

AB	30
R	2
H	5
RBI	2
BB	4
SO	4
LOB	9

1B: 3	SF: 0	WP: 0	PA: 34
2B: 1	SAC: 0	PB: 0	
3B: 0	DP: 2	SB: 1	
HR: 1	HBP: 0	CS: 0	

Batter	1	2	3	4	5	6	7	8	9	AB	R	H	RBI	BB	SO	LOB
Dave Cash, R (1, 4) OBP: 0.329, SLG: 0.350	F8	BBBB 1-2 BB		BB S HBP 2-H 1B		4-3		BBBB S BB		3	1	1	1	2	0	0
Chris Speier, R (1, 6) OBP: 0.314, SLG: 0.318	1B 1B	F6		BBBB HBP BB 1-2 BB		F8		BBBB G6-4-3 1-2 2-3 BB		3	0	1	0	2	0	2
Ellis Valentine, R (1, 9) OBP: 0.361, SLG: 0.539	G6-4-3 1-3 1B		1B 1B	BBBB HBP 1-2 2-3 BB		F6		G6-4-3 1-2f		4	0	2	0	1	0	3
Tony Perez, R (1, 3) OBP: 0.346, SLG: 0.434	G6-4-3 1-2f		3-1 1-3 1B	H 1-0 1-2 2-3 3-H HBP			BBBB FC4-6 BB			2	0	1	1	1	0	2
Warren Cromartie, L (1, 7) OBP: 0.316, SLG: 0.408		F7	3-1 2-3	F7			FC4-6 BLK 1-2f			4	0	0	0	0	0	5
Gary Carter, R (1, 2) OBP: 0.366, SLG: 0.576		HR	5-3		1-3		F9 1-2			4	1	1	1	0	0	2
Larry Parrish, R (1, 5) OBP: 0.317, SLG: 0.409		E5 1B		1B 2B	H 1-0 HBP		6-3			3	2	1	0	0	0	1
Andre Dawson, R (1, 8) OBP: 0.300, SLG: 0.390		SSS K		F4	F9			S SH1-4 1B		4	0	1	0	0	1	3
Jackie Brown, R (1, 1) OBP: 0.167, SLG: 0.091		BB 2-H 1B		1-3	SSS K			SH1-4 1-2		3	0	1	1	0	1	2
Inning Stats	R: 0 E: 0 K: 0 S: 4 H: 2 LOB: 1 BB: 0 P: 4	R: 2 E: 1 K: 1 S: 8 H: 2 LOB: 2 BB: 1 P: 12	R: 0 E: 0 K: 0 S: 4 H: 2 LOB: 1 BB: 0 P: 4	R: 2 E: 0 K: 0 S: 5 H: 2 LOB: 3 BB: 2 P: 14	R: 0 E: 0 K: 1 S: 5 H: 0 LOB: 1 BB: 0 P: 6	R: 0 E: 0 K: 0 S: 3 H: 0 LOB: 0 BB: 0 P: 3	R: 0 E: 0 K: 0 S: 3 H: 0 LOB: 1 BB: 1 P: 7	R: 0 E: 0 K: 0 S: 3 H: 1 LOB: 2 BB: 2 P: 11		1B: 7 2B: 1 3B: 0 HR: 1 SF: 0 SAC: 1 DP: 2 HBP: 2						

BOTTOM

Atlanta Braves @ Montreal Expos

Olympic Stadium, Montreal, QB

Mon Jun 06 1977, 7:05 PM EDT

Att. 8,924 - Unknown

livebaseballscorecards.com

AB	30
R	4
H	9
RBI	4
BB	6
SO	2
LOB	20

WP: 0 PB: 0 SB: 3 CS: 0 PA: 39

PITCHER		IP	WLS	BF	H	R	ER	SO	BB	IBB	HBP	BLK	WP	HR	S	P	ERA	WHIP
Frank LaCorte, R ERA: 12.12	(1, 1)	3.2	L	19	8	4	3	1	1	0	0	0	0	1	20	24	7.36	2.455
Max Leon, R ERA: 4.25	(4, 1)	1.1		8	0	0	0	1	2	0	2	0	0	0	6	16	0.00	1.500
Steve Kline, R ERA:	(6, 1)	2.0		7	0	0	0	0	1	0	0	1	0	0	6	10	0.00	0.500
Dave Campbell, R ERA: 2.65	(8, 1)	1.0		5	1	0	0	0	2	0	0	0	0	0	3	11	0.00	3.000

PITCHER		IP	WLS	BF	H	R	ER	SO	BB	IBB	HBP	BLK	WP	HR	S	P	ERA	WHIP

Batter	1	2	3	4	5	6	7	8	9	AB	R	H	RBI	BB	SO	LOB
Jerry Royster, R (1, 6) OBP: 0.320, SLG: 0.302	K		F9		K		F3			4	0	0	0	0	2	2
Barry Bonnell, R (1, 8) OBP: 0.430, SLG: 0.441	6-3		E5 BB		G4-6-3 1-2f			F4		4	0	0	0	0	0	1
Willie Montanez, L (1, 3) OBP: 0.333, SLG: 0.440	1B 1B		BBBB 1-2 BB			6-3		2B		3	0	2	0	1	0	0
Jeff Burroughs, R (1, 9) OBP: 0.366, SLG: 0.507	1-2 FC5-4 1B		K			G2		F7		4	0	1	0	0	1	3
Gary Matthews, R (1, 7) OBP: 0.361, SLG: 0.470	FC5-4 1-2f			BBBB BB		1B		F8		3	0	1	0	1	0	3
Vic Correll, R (1, 2) OBP: 0.360, SLG: 0.500		F8		K		F8			FC6-4 1B	3	0	0	0	0	1	2
Biff Pocoroba, S (9, PH) OBP: 0.380, SLG: 0.488										1	0	1	0	0	0	0
Junior Moore, R (1, 5) OBP: 0.331, SLG: 0.357		6-3		K			FC5-4 1B		FC6-4 G1-6-3 1-2f	4	0	1	0	0	1	2
Darrel Chaney, S (1, 4) OBP: 0.315, SLG: 0.370		L8		5-3			FC5-4 1-2f		G1-6-3 1-2f	4	0	0	0	0	0	3
Andy Messersmith, R (1, 1) OBP: 0.200, SLG: 0.136			K		BBBB G4-6-3 BB		K			1	0	0	0	1	1	0
Rowland Office, L (7, PH) OBP: 0.285, SLG: 0.312										1	0	0	0	0	1	1
Steve Kline, R (7, 1)										0	0	0	0	0	0	0
Inning Stats	R: 0 E: 0 K: 1 S: 7 H: 2 LOB: 2 BB: 0 P: 7	R: 0 E: 0 K: 0 S: 3 H: 0 LOB: 0 BB: 0 P: 3	R: 0 E: 1 K: 2 S: 8 H: 0 LOB: 2 BB: 1 P: 12	R: 0 E: 0 K: 2 S: 7 H: 0 LOB: 1 BB: 1 P: 11	R: 0 E: 0 K: 1 S: 4 H: 0 LOB: 0 BB: 1 P: 8	R: 0 E: 0 K: 0 S: 4 H: 1 LOB: 1 BB: 0 P: 4	R: 0 E: 0 K: 1 S: 6 H: 1 LOB: 1 BB: 0 P: 6	R: 0 E: 0 K: 0 S: 4 H: 1 LOB: 1 BB: 0 P: 4	R: 0 E: 0 K: 0 S: 3 H: 1 LOB: 0 BB: 0 P: 3	1B: 5 2B: 1 3B: 0 HR: 0 SF: 0 SAC: 0 DP: 2 HBP: 0						

PITCHER	IP	WLS	BF	H	R	ER	SO	BB	IBB	HBP	BLK	WP	HR	S	P	ERA	WHIP
Steve Rogers, R (1, 1) ERA: 1.77	9.0	W	35	6	0	0	7	3	0	0	0	0	0	46	58	0.00	1.000

PITCHER	IP	WLS	BF	H	R	ER	SO	BB	IBB	HBP	BLK	WP	HR	S	P	ERA	WHIP

TOP

Atlanta Braves @ Montreal Expos

Olympic Stadium, Montreal, QB

Wed Jun 08 1977, 7:05 PM EDT

Att. 15,425 - Unknown

livebaseballscorecards.com

AB	32
R	0
H	6
RBI	0
BB	3
SO	7
LOB	17

WP: 0 PA: 35
PB: 0
SB: 0
CS: 0

Atlanta Braves @ Montreal Expos

Olympic Stadium, Montreal, QB

Wed Jun 08 1977, 7:05 PM EDT

Att. 15,425 - Unknown

livebaseballscorecards.com

BOTTOM

Batter	1	2	3	4	5	6	7	8	9	AB	R	H	RBI	BB	SO	LOB
Dave Cash, R (1, 4) OBP: 0.335, SLG: 0.357	BBBB 4-0 E 2B BB	x 0-0 ② 5-3		x 0-0 BB 3-H 1B		x 0-0 WP 2B		x 0-0 ① F7		4	1	2	1	1	0	1
Chris Speier, R (1, 6) OBP: 0.322, SLG: 0.338	x 0-0 E4 2B 1-2 SF8	x 0-0 ③ F7		BBBB 4-0 FC6-4 1-2 BB		BBBB 4-0 WP BB		x 0-0 HR		3	2	1	1	2	0	2
Ellis Valentine, R (1, 9) OBP: 0.357, SLG: 0.535	x 0-0 S 1-3 2-H 2B		x 0-0 ① 6-3	x 0-0 ③ FC6-4 1-2f		x 0-0 ③ 6-3 1-2 2-3		x 0-0 ② F8		5	0	1	1	0	0	4
Tony Perez, R (1, 3) OBP: 0.347, SLG: 0.446	x 0-0 ① SF8 3-H		x 0-0 4-3 2B		x 0-0 ① F8		x 0-0 2B 2B	x 0-0 ③ G3		4	1	2	1	0	0	0
Warren Cromartie, L (1, 7) OBP: 0.324, SLG: 0.417 Sam Mejias, R (8, 8) OBP: 0.231, SLG: 0.462	BBBB 4-0 S BB		x 0-0 ② 4-3 2-3		x 0-0 S 1B		x 0-0 BLK G3 2-H 2B			3 0	1 0	2 0	1 0	1 0	0 0	1 0
Gary Carter, R (1, 2) OBP: 0.358, SLG: 0.561	x 0-0 ② F9 1-2 2-3		x 0-0 ③ 4-3		SSS 0-3 ② K 1-2		SSS 0-3 ① K			4	0	0	0	0	2	5
Larry Parrish, R (1, 5) OBP: 0.321, SLG: 0.413	SSS 0-3 ③ K			x 0-0 6-3 1B 2B	SSS 0-3 ③ K		4-0 G3 BLK IBB			3	1	1	0	1	2	3
Andre Dawson, R (1, 8) OBP: 0.291, SLG: 0.377 (8, 7)		x 0-0 E6 SH1-4		x 0-0 ① F7		x 0-0 ① F8	x 0-0 ② G3 1-3 2-H			4	0	0	1	0	0	2
Steve Rogers, R (1, 1) OBP: 0.150, SLG: 0.105		x 0-0 ① SH1-4 1-2		x 0-0 ② 6-3 2-3		SSS 0-3 ② K	SSS 0-3 ③ K			3	0	0	0	0	2	2
Inning Stats	R: 2 E: 1 K: 1 S: 7 H: 1 LOB: 2 BB: 2 P: 15	R: 0 E: 1 K: 0 S: 4 H: 0 LOB: 1 BB: 0 P: 4	R: 0 E: 0 K: 0 S: 4 H: 1 LOB: 1 BB: 0 P: 4	R: 1 E: 0 K: 0 S: 5 H: 2 LOB: 2 BB: 1 P: 9	R: 0 E: 0 K: 2 S: 8 H: 1 LOB: 1 BB: 0 P: 8	R: 0 E: 0 K: 1 S: 6 H: 1 LOB: 2 BB: 1 P: 10	R: 2 E: 0 K: 2 S: 9 H: 2 LOB: 1 BB: 1 P: 13	R: 1 E: 0 K: 0 S: 4 H: 1 LOB: 0 BB: 0 P: 4		1B: 2 2B: 6 3B: 0 HR: 1 SF: 1 SAC: 1 DP: 0 HBP: 0						

AB	33
R	6
H	9
RBI	6
BB	5
SO	6
LOB	20

WP: 1 PB: 0 SB: 3 CS: 0 PA: 40

PITCHER		IP	WLS	BF	H	R	ER	SO	BB	IBB	HBP	BLK	WP	HR	S	P	ERA	WHIP
Andy Messersmith, R ERA: 4.13	(1, 1)	6.0	L	30	6	3	2	4	4	0	0	0	1	0	34	50	3.00	1.667
Steve Kline, R ERA: 6.75	(7, 1)	2.0		10	3	3	3	2	0	1	0	1	0	1	13	17	13.50	1.500

PITCHER	IP	WLS	BF	H	R	ER	SO	BB	IBB	HBP	BLK	WP	HR	S	P	ERA	WHIP

Batter	1	2	3	4	5	6	7	8	9	AB	R	H	RBI	BB	SO	LOB
Dave Cash, R (1, 4) OBP: 0.339, SLG: 0.356	B B B B 4-0 G6-4-3 BB		B B B 4-0 1-2 BB		x 0-0 ② ③ G4-6-3 1-2f			S S S 0-3 ① K		1	0	0	0	2	0	1
Pete Mackanin, R (6, 4) OBP: 0.310, SLG: 0.393 (8, 9)										1	0	0	0	0	1	0
Chris Speier, R (1, 6) OBP: 0.317, SLG: 0.331	x 0-0 ① ② G6-4-3 1-2f		x 0-0 ③ F9 2-3			x 0-0 ① F9		x 0-0 ② 1-3		3	0	0	0	0	0	3
Pepe Frias, R (6, 6) OBP: 0.091, SLG: 0.091										1	0	0	0	0	0	0
Ellis Valentine, R (1, 9) OBP: 0.360, SLG: 0.534	S S S 0-3 ③ K			x 0-0 FC6-4 BB 1B		x 0-0 S 1B		x 0-0 ③ 5-3		4	0	2	0	0	1	0
Wayne Garrett, L (8, 4) OBP: 0.250, SLG: 0.310										0	0	0	0	0	0	0
Tony Perez, R (1, 3) OBP: 0.347, SLG: 0.441		x 0-0 ① F2		B B B 4-0 1-2 FC6-4 BB		S S S 0-3 ② K 1-2			x 0-0 ① F4-3	2	0	0	0	1	1	1
Jose Morales, R (6, 3) OBP: 0.136, SLG: 0.100										1	0	0	0	0	0	0
Gary Carter, R (1, 2) OBP: 0.355, SLG: 0.550		B B B B 4-0 G6-3 BB		x 0-0 ① F9		x 0-0 ③ F7			S S S 0-3 ② K	3	0	0	0	1	1	3
Warren Cromartie, L (1, 7) OBP: 0.318, SLG: 0.409		x 0-0 ② ③ G6-3 1-2f		x 0-0 ② FC6-4 1-2f 2-3			x 0-0 ① 6-3		x 0-0 ③ F4-3	4	0	0	0	0	0	3
Larry Parrish, R (1, 5) OBP: 0.316, SLG: 0.407			S S S 0-3 ① K	x 0-0 ③ F9			x 0-0 ② F1-4-3			3	0	0	0	0	1	2
Andre Dawson, R (1, 8) OBP: 0.299, SLG: 0.408			x 0-0 S BB 1B		x 0-0 ① 4-3		x 0-0 HR			3	1	2	1	0	0	0
Stan Bahnsen, R (1, 1) OBP: 0.500, SLG: 0.667		x 0-0 ② F2			x 0-0 G4-6-3 1B		x 0-0 ③ G3			1	0	0	0	0	0	1
Dan Warthen, S (3, 1) OBP: 0.200, SLG: 0.111										0	0	0	0	0	0	0
Sam Mejias, R (5, PH) OBP: 0.286, SLG: 0.500										1	0	1	0	0	0	0
Santo Alcala, R (5, 1) OBP: 0.125, SLG: 0.500										0	0	0	0	0	0	0
Barry Foote, R (7, PH) OBP: 0.306, SLG: 0.489										1	0	0	0	0	0	0
Tom Walker, R (7, 1)										0	0	0	0	0	0	0
Inning Stats	R: 0 E: 0 K: 1 S: 4 H: 0 LOB: 0 BB: 1 P: 8	R: 0 E: 0 K: 0 S: 2 H: 0 LOB: 0 BB: 1 P: 6	R: 0 E: 0 K: 1 S: 6 H: 1 LOB: 2 BB: 1 P: 10	R: 0 E: 0 K: 0 S: 4 H: 1 LOB: 2 BB: 1 P: 8	R: 0 E: 0 K: 0 S: 3 H: 1 LOB: 0 BB: 0 P: 3	R: 0 E: 0 K: 1 S: 6 H: 1 LOB: 1 BB: 0 P: 6	R: 1 E: 0 K: 0 S: 4 H: 1 LOB: 0 BB: 0 P: 4	R: 0 E: 0 K: 1 S: 5 H: 0 LOB: 0 BB: 0 P: 5	R: 0 E: 0 K: 1 S: 5 H: 0 LOB: 0 BB: 0 P: 5	1B: 4 2B: 0 3B: 0 HR: 1 SF: 0 SAC: 0 DP: 3 HBP: 0						

PITCHER		IP	WLS	BF	H	R	ER	SO	BB	IBB	HBP	BLK	WP	HR	S	P	ERA	WHIP
Fred Norman, L ERA: 2.78	(1, 1)	6.0	W	23	4	0	0	3	4	0	0	0	0	0	25	41	0.00	1.333
Pedro Borbon, R ERA: 3.07	(7, 1)	3.0	S	10	1	1	1	2	0	0	0	0	0	1	14	14	3.00	0.333

PITCHER	IP	WLS	BF	H	R	ER	SO	BB	IBB	HBP	BLK	WP	HR	S	P	ERA	WHIP

TOP

Montreal Expos @ Cincinnati Reds

Riverfront Stadium, Cincinnati, OH

Fri Jun 10 1977, 7:05 PM EDT

Att. 35,148 - Unknown

livebaseballscorecards.com

AB	29
R	1
H	5
RBI	1
BB	4
SO	5
LOB	14

PA: 33

WP: 0
PB: 0
SB: 2
CS: 0

Montreal Expos @ Cincinnati Reds

Riverfront Stadium, Cincinnati, OH

Fri Jun 10 1977, 7:05 PM EDT

Att. 35,148 - Unknown

BOTTOM

Batter	1	2	3	4	5	6	7	8	9	AB	R	H	RBI	BB	SO	LOB
Pete Rose, S (1, 5) OBP: 0.399, SLG: 0.442 Doug Flynn, R (6, 5) OBP: 0.185, SLG: 0.231 (7, 4)	F8	4-3		6-3	1-H: 1B 2B		SSS K			4 1	1 0	1 0	1 0	0 0	0 1	2 0
Ken Griffey, L (1, 9) OBP: 0.363, SLG: 0.440 Champ Summers, L (9, 9) OBP: 0.200, SLG: 0.368	4-3		2B 1B 1B	G3 BLK 1B 1B	2-H: 1B			F7		5 0	2 0	3 0	1 0	0 0	0 0	0 0
Joe Morgan, L (1, 4) OBP: 0.423, SLG: 0.489 Ray Knight, R (7, 5) OBP: 0.455, SLG: 0.700	4-3		1-3: 1B 2B	G3 1-3	F9			BBB HR BB		4 0	0 1	1 0	0 0	0 1	0 0	2 0
Dan Driessen, L (1, 3) OBP: 0.356, SLG: 0.434		6-3 2B 1B	4-3	HR 3-H: 1B		6-3		1-H: HR		5	3	3	3	0	0	2
George Foster, R (1, 7) OBP: 0.385, SLG: 0.571		6-3 1-2	1B 2B 2-H 1B 3-H	 1-H: HR		5-3		6-3		5	2	2	3	0	0	1
Johnny Bench, R (1, 2) OBP: 0.287, SLG: 0.509 Pedro Borbon, R (7, 1) OBP: 0.500, SLG: 0.625		FC3-6 1B 2B 2-H	1-2: 2B 1B	1-3		F7		SSS K		4 1	2 0	2 0	1 0	0 0	0 1	0 0
Dave Concepcion, R (1, 6) OBP: 0.343, SLG: 0.361		BBB 4-0 FC3-6 BB	1-H 2-H: 2B	2B 1B		F8				3	1	2	2	1	0	0
Cesar Geronimo, L (1, 8) OBP: 0.337, SLG: 0.439		FC3-6 1B 1-2f 2-3	BBB 4-0 BB	F7		HR				3	1	1	1	1	0	3
Fred Norman, S (1, 1) OBP: 0.138, SLG: 0.138 Bill Plummer, R (7, 2) OBP: 0.264, SLG: 0.239		1-2 3-H: 1B	SSS K	P5		6-3				3 1	0 0	1 0	1 0	0 0	1 0	3 0
Inning Stats	R: 0 E: 0 K: 0 S: 3 H: 0 LOB: 0 BB: 0 P: 3	R: 2 E: 0 K: 0 S: 6 H: 3 LOB: 2 BB: 1 P: 10	R: 3 E: 0 K: 1 S: 9 H: 5 LOB: 2 BB: 1 P: 13	R: 3 E: 0 K: 0 S: 6 H: 3 LOB: 0 BB: 0 P: 6	R: 2 E: 0 K: 0 S: 6 H: 3 LOB: 1 BB: 0 P: 6	R: 0 E: 0 K: 0 S: 3 H: 0 LOB: 0 BB: 0 P: 3	R: 1 E: 0 K: 1 S: 6 H: 1 LOB: 0 BB: 0 P: 6	R: 2 E: 0 K: 1 S: 6 H: 1 LOB: 0 BB: 1 P: 10		1B: 9 2B: 4 3B: 0 HR: 3 SF: 0 SAC: 0 DP: 0 HBP: 0				WP: 0 PB: 0 SB: 0 CS: 0 PA: 42	

livebaseballscorecards.com

	AB	39
	R	13
	H	16
	RBI	13
	BB	3
	SO	3
	LOB	13

PITCHER		IP	WLS	BF	H	R	ER	SO	BB	IBB	HBP	BLK	WP	HR	S	P	ERA	WHIP
Stan Bahnsen, R ERA: 7.09	(1, 1)	2.2	L	16	8	5	5	0	1	0	0	0	0	0	15	19	16.88	3.375
Dan Warthen, L ERA: 7.97	(3, 1)	1.1		8	3	3	3	1	1	0	0	1	0	1	9	13	20.25	3.000
Santo Alcala, R ERA: 7.64	(5, 1)	2.0		9	3	2	2	0	0	0	0	0	0	0	9	9	9.00	1.500
Tom Walker, R ERA: 11.25	(7, 1)	2.0		9	2	3	3	2	1	0	0	0	0	2	12	16	13.50	1.500

PITCHER		IP	WLS	BF	H	R	ER	SO	BB	IBB	HBP	BLK	WP	HR	S	P	ERA	WHIP

Batter	1	2	3	4	5	6	7	8	9	AB	R	H	RBI	BB	SO	LOB
Dave Cash, R (1, 4) OBP: 0.344, SLG: 0.361	0-0 SH5-3 S 3B 1B	0-0 4-3 ③			0-0 1B 2B 1B	0-0 G1-6-3 1-2 1B			0-0 F9 ①	5	2	3	0	0	0	0
Chris Speier, R (1, 6) OBP: 0.319, SLG: 0.329	B B B B 4-0 SH5-3 1-2 3B BB	S S S 0-3 K ①			0-0 2B 1-2 2B 1B	0-0 G1-6-3 ②③ 1-2f			0-0 6-3 ②	4	2	1	0	1	1	2
Ellis Valentine, R (1, 9) OBP: 0.362, SLG: 0.539	0-0 SH5-3 ① 1-2 2-3	0-0 6-3 ②			0-0 1-3 2-H 2B 2B		0-0 P4 ①		0-0 BB 1B	4	1	2	1	0	0	0
Tony Perez, R (1, 3) OBP: 0.353, SLG: 0.458	0-0 1B 2-H 3-H 3B	0-0 5-3 ③			0-0 ① 2-H 3-H 2B		S S S 0-3 K ②		B B B B 4-0 1-2 BB	4	1	2	4	1	1	0
Warren Cromartie, L (1, 7) OBP: 0.320, SLG: 0.408 Sam Mejias, R (9, 8) OBP: 0.286, SLG: 0.500	0-0 3-H 1B		0-0 BLK 1B		0-0 6-3 ②		0-0 4-3 ③		0-0 F5 ③	5 0	0 0	2 0	1 0	0 0	0 0	2 0
Gary Carter, R (1, 2) OBP: 0.353, SLG: 0.542	S S S 0-3 K ②		0-0 5-3 ① 1-2		0-0 E5			0-0 SH1-3 S 1B		4	0	1	0	0	1	2
Larry Parrish, R (1, 5) OBP: 0.312, SLG: 0.400	S S S 0-3 K ③		S S S 0-3 K ②		0-0 ③ F8			0-0 ① SH1-3 1-3		3	0	0	0	0	2	3
Andre Dawson, R (1, 8) OBP: 0.305, SLG: 0.406 (9, 7)	0-0 G5-6-4-3 1B		4-0 IBB			0-0 ① 6-3		0-0 ② 5-3		3	0	1	0	1	0	1
Jackie Brown, R (1, 1) OBP: 0.200, SLG: 0.143 Wayne Garrett, L (8, PH) OBP: 0.242, SLG: 0.300 Joe Kerrigan, R (8, 1)	0-0 ① ② G5-6-4-3 1-2f		S S S 0-3 K ③			0-0 1B 1B		0-0 ③ L4		3 1 0	0 0 0	1 0 0	0 0 0	0 0 0	1 0 0	3 1 0
Inning Stats	R: 3 E: 0 K: 2 S: 10 H: 3 LOB: 1 BB: 1 P: 14	R: 0 E: 0 K: 0 S: 3 H: 1 LOB: 0 BB: 0 P: 3	R: 0 E: 0 K: 1 S: 5 H: 0 LOB: 0 BB: 0 P: 5	R: 0 E: 0 K: 2 S: 8 H: 1 LOB: 2 BB: 1 P: 12	R: 3 E: 1 K: 0 S: 7 H: 4 LOB: 1 BB: 0 P: 7	R: 0 E: 0 K: 0 S: 4 H: 2 LOB: 1 BB: 0 P: 4	R: 0 E: 0 K: 1 S: 5 H: 0 LOB: 0 BB: 0 P: 5	R: 0 E: 0 K: 0 S: 4 H: 1 LOB: 1 BB: 0 P: 4	R: 0 E: 0 K: 0 S: 4 H: 1 LOB: 2 BB: 1 P: 8	1B: 10 2B: 2 3B: 1 HR: 0	SF: 0 SAC: 2 DP: 2 HBP: 0						

PITCHER		IP	WLS	BF	H	R	ER	SO	BB	IBB	HBP	BLK	WP	HR	S	P	ERA	WHIP
Gary Nolan, R ERA: 3.92	(1, 1)	4.0	L	21	8	6	6	5	1	1	0	1	0	0	29	37	13.50	2.250
Dale Murray, R ERA: 5.01	(5, 1)	2.0		8	3	0	0	0	0	0	0	0	0	0	8	8	0.00	1.500
Tom Hume, R ERA: 10.03	(7, 1)	3.0		12	2	0	0	1	1	0	0	0	0	0	13	17	0.00	1.000

PITCHER	IP	WLS	BF	H	R	ER	SO	BB	IBB	HBP	BLK	WP	HR	S	P	ERA	WHIP

TOP

Montreal Expos @ Cincinnati Reds

Riverfront Stadium, Cincinnati, OH

Sat Jun 11 1977, 7:05 PM EDT

Att. 36,300 - Unknown

livebaseballscorecards.com

AB	36
R	6
H	13
RBI	6
BB	3
SO	6
LOB	14

WP: 0	PB: 0	SB: 2	CS: 0
PA: 41			

Montreal Expos @ Cincinnati Reds

Riverfront Stadium, Cincinnati, OH

Sat Jun 11 1977, 7:05 PM EDT

Att. 36,300 - Unknown

BOTTOM

Batter	1	2	3	4	5	6	7	8	9	AB	R	H	RBI	BB	SO	LOB
Pete Rose, S (1, 5) OBP: 0.399, SLG: 0.452	4-3		1-3		BB, FC4-6		HR		F8	4	1	1	1	1	0	0
Ken Griffey, L (1, 9) OBP: 0.364, SLG: 0.437	BB, FC4-6		S, 1B		FC4-6, 1B, 1-2f		3-1		F7	4	1	1	0	1	0	1
Joe Morgan, L (1, 4) OBP: 0.420, SLG: 0.484	F5		F2, 1-2		1B, 1-2		F3			4	0	1	0	0	0	2
Dan Driessen, L (1, 3) OBP: 0.349, SLG: 0.424	FC4-6, 1-2f		3-1		P6		F7			4	0	0	0	0	0	4
George Foster, R (1, 7) OBP: 0.387, SLG: 0.569		6-3		F8	1-3, 2-H, 1B			FC1-5, BB, 1B		4	0	2	1	0	0	0
Johnny Bench, R (1, 2) OBP: 0.292, SLG: 0.506 Ed Armbrister, R (8, PR) OBP: 0.364, SLG: 0.526 Bill Plummer, R (9, 2) OBP: 0.264, SLG: 0.239		HR, 1B		P5	P6			FC1-5, 1-2, BB		3 0 0	1 0 0	1 0 0	0 0 0	1 0 0	0 0 0	2 0 0
Dave Concepcion, R (1, 6) OBP: 0.346, SLG: 0.385	1-H, HR		2B		F8			FC1-5, G6-4-3, 1-2, 2-3f		4	1	2	2	0	0	2
Cesar Geronimo, L (1, 8) OBP: 0.340, SLG: 0.438	F7		FC5-4, IBB		L3, 1B			G6-4-3, 1-2f		3	0	1	0	1	0	2
Gary Nolan, R (1, 1) OBP: 0.067, SLG: 0.067 Dale Murray, R (5, 1) Champ Summers, L (6, PH) OBP: 0.190, SLG: 0.350 Tom Hume, R (7, 1) Mike Lum, L (9, PH) OBP: 0.172, SLG: 0.185		F9		FC5-4, 1-2f	L3, 1-2				K	2 0 1 0 1	0 0 0 0 0	0 0 0 0 0	0 0 0 0 0	0 0 0 0 1	0 0 1 0 0	2 0 1 0 0
Inning Stats	R: 0 E: 0 K: 0 S: 3 H: 0 LOB: 1 BB: 1 P: 7	R: 2 E: 0 K: 0 S: 5 H: 2 LOB: 0 BB: 0 P: 5	R: 0 E: 0 K: 0 S: 4 H: 1 LOB: 1 BB: 0 P: 4	R: 0 E: 0 K: 0 S: 4 H: 1 LOB: 2 BB: 1 P: 8	R: 1 E: 0 K: 0 S: 5 H: 2 LOB: 2 BB: 1 P: 9	R: 0 E: 0 K: 0 S: 3 H: 1 LOB: 0 BB: 0 P: 3	R: 1 E: 0 K: 0 S: 4 H: 1 LOB: 0 BB: 0 P: 4	R: 0 E: 0 K: 0 S: 3 H: 1 LOB: 2 BB: 1 P: 7	R: 0 E: 0 K: 1 S: 5 H: 0 LOB: 0 BB: 0 P: 5	1B: 6 2B: 2 3B: 0 HR: 2	SF: 0 SAC: 0 DP: 2 HBP: 0			WP: 0 PB: 0 SB: 1 CS: 0	PA: 38		

livebaseballscorecards.com

AB	34
R	4
H	9
RBI	4
BB	4
SO	1
LOB	16

PITCHER	IP	WLS	BF	H	R	ER	SO	BB	IBB	HBP	BLK	WP	HR	S	P	ERA	WHIP
Jackie Brown, R (1, 1) ERA: 3.58	7.0	W	31	8	4	4	0	2	1	0	0	0	2	28	40	5.14	1.429
Joe Kerrigan, R (8, 1) ERA: 2.58	2.0	S	7	1	0	0	1	1	0	0	0	0	0	8	12	0.00	1.000

PITCHER	IP	WLS	BF	H	R	ER	SO	BB	IBB	HBP	BLK	WP	HR	S	P	ERA	WHIP

Montreal Expos @ Cincinnati Reds

Riverfront Stadium, Cincinnati, OH

Sun Jun 12 1977, 3:33 AM EDT

Unknown

TOP

livebaseballscorecards.com

Batter	1	2	3	4	5	6	7	8	9	AB	R	H	RBI	BB	SO	LOB
Dave Cash, R (1, 4) OBP: 0.345, SLG: 0.370	4-3		K			4-3 3B		1-3 1B	F5-3	5	1	2	0	0	1	1
Chris Speier, R (1, 6) Pepe Frias, R (6, 6) OBP: 0.083, SLG: 0.083	F2			G3		4-3 3-H		1-3 1-2		3 1	0 0	0 0	1 0	0 0	0 0	0 1
Ellis Valentine, R (1, 9) OBP: 0.365, SLG: 0.538	1B			G6-4-3 1B		1-3		L6		4	0	2	0	0	0	1
Tony Perez, R (1, 3) OBP: 0.351, SLG: 0.454 Sam Mejias, R (9, PR) OBP: 0.286, SLG: 0.500 (9, 8)	4-3			G6-4-3 1-2f			F9		2B 1B	4 0	0 1	1 0	0 0	0 0	0 0	2 0
Warren Cromartie, L (1, 7) OBP: 0.319, SLG: 0.410 (9, 3)		P6			G3		F9		F8 1B 1-H 2B	4	1	1	1	0	0	0
Gary Carter, R (1, 2) OBP: 0.350, SLG: 0.541		1-3			2B		F3		F8 2-3	4	0	1	0	0	0	2
Larry Parrish, R (1, 5) OBP: 0.315, SLG: 0.402		K			L6			HR 1B	1B SF8 1B 3-H	4	2	2	1	0	1	1
Andre Dawson, R (1, 8) OBP: 0.310, SLG: 0.432 (9, 7)			F8		6-3			HR 1-H	1B 1-3	4	1	2	2	0	0	1
Steve Rogers, R (1, 1) OBP: 0.143, SLG: 0.100 Will McEnaney, L (6, 1) Del Unser, L (8, PH) OBP: 0.333, SLG: 0.473 Tom Walker, R (8, 1) Wayne Garrett, L (9, PH) OBP: 0.235, SLG: 0.300 Joe Kerrigan, R (9, 1)			K			3-1		4-3	SF8 3-H	2 0 1 0 0 0 0	0 0 0 0 0 0 0	0 0 0 0 1 0 0	0 0 0 0 0 0 0	1 0 0 0 0 0 0	0 0 0 0 0 0 0	0 0 0 0 0 0 0

	AB	36
	R	6
	H	11
	RBI	6
	BB	0
	SO	3
	LOB	9

Inning Stats																				
	R: 0	H: 1	R: 0	H: 0	R: 0	H: 0	R: 0	H: 1	R: 0	H: 1	R: 1	H: 1	R: 0	H: 0	R: 2	H: 3	R: 3	H: 4	1B: 7	SF: 1	WP: 0	PA: 37
	E: 0	LOB: 1	E: 0	LOB: 0	E: 0	LOB: 0	E: 0	LOB: 0	E: 0	LOB: 1	E: 0	LOB: 0	E: 0	LOB: 0	E: 0	LOB: 1	E: 0	LOB: 1	2B: 2	SAC: 0	PB: 0	
	K: 0	BB: 0	K: 1	BB: 0	K: 2	BB: 0	K: 0	BB: 0	K: 0	BB: 0	K: 0	BB: 0	K: 0	BB: 0	K: 0	BB: 0	K: 0	BB: 0	3B: 1	DP: 1	SB: 0	
	S: 4	P: 4	S: 5	P: 5	S: 7	P: 7	S: 3	P: 3	S: 4	P: 4	S: 4	P: 4	S: 3	P: 3	S: 6	P: 6	S: 7	P: 7	HR: 1	HBP: 0	CS: 0	

PITCHER		IP	WLS	BF	H	R	ER	SO	BB	IBB	HBP	BLK	WP	HR	S	P	ERA	WHIP
Pat Zachry, R ERA: 5.04	(1, 1)	7.1		28	7	3	3	3	0	0	0	0	0	1	34	34	3.68	0.955
Rawly Eastwick, R ERA: 3.29	(8, 1)	1.0		6	3	3	3	0	0	0	0	0	0	0	6	6	27.00	3.000
Pedro Borbon, R ERA: 3.02	(9, 1)	0.2	W	3	1	0	0	0	0	0	0	0	0	0	3	3	0.00	1.500

PITCHER	IP	WLS	BF	H	R	ER	SO	BB	IBB	HBP	BLK	WP	HR	S	P	ERA	WHIP

Montreal Expos @ Cincinnati Reds

Riverfront Stadium, Cincinnati, OH

Sun Jun 12 1977, 3:33 AM EDT

Unknown

BOTTOM

Batter	1	2	3	4	5	6	7	8	9	AB	R	H	RBI	BB	SO	LOB
Pete Rose, S (1, 5) OBP: 0.397, SLG: 0.453	F9		6-3		G3	2B			BB, 1B, FC4 1B	4	0	1	0	0	0	0
Doug Flynn, R (8, 5) OBP: 0.214, SLG: 0.259										1	0	1	0	0	0	0
Ed Armbrister, R (9, PR) OBP: 0.364, SLG: 0.526										0	1	0	0	0	0	0
Ken Griffey, L (1, 9) OBP: 0.368, SLG: 0.445	4-3		HR 2B		1B	F9			FC4, BB 1-2 1B	5	1	3	0	0	0	1
Joe Morgan, L (1, 4) OBP: 0.420, SLG: 0.495	L6		2-H HR		F9		BB FC6-4		F7	4	1	1	2	1	0	3
Dan Driessen, L (1, 3) OBP: 0.345, SLG: 0.414		4-3	L9		L9		FC6-4, FC5-4 1-2f		FC4 1-2 2-3 BB	4	0	0	0	1	0	2
George Foster, R (1, 7) OBP: 0.387, SLG: 0.568		1B 2B	F9			1B SF9 BB	F9		FC4 1-2 2-3 3-H	4	2	1	1	1	0	3
Johnny Bench, R (1, 2) OBP: 0.302, SLG: 0.506		FC3-6 1B BB		FC4-6 BB		SF9 HR 1-3 1B	FC5-4 1-2f			2	1	1	0	2	0	1
Dave Concepcion, R (1, 6) OBP: 0.349, SLG: 0.389		FC3-6 1-2 2-H 1B		F9		SF9 1-2 3-H		K 1B		3	0	2	2	0	0	1
Cesar Geronimo, L (1, 8) OBP: 0.338, SLG: 0.450		FC3-6 1-2f 2-3		FC4-6 1-2f		2-H HR		K 1-2		4	1	1	2	0	1	4
Pat Zachry, R (1, 1) OBP: 0.174, SLG: 0.136		K		K		P3		K		3	0	0	0	0	2	3
Rawly Eastwick, R (8, 1) OBP: 0.250, SLG: 0.250										1	0	0	0	0	1	0
Pedro Borbon, R (9, 1) OBP: 0.500, SLG: 0.625										0	0	0	0	0	0	0
Inning Stats	R: 0 E: 0 K: 0 S: 3 H: 0 LOB: 0 BB: 0 P: 3	R: 1 E: 0 K: 1 S: 7 H: 2 LOB: 2 BB: 1 P: 11	R: 2 E: 0 K: 0 S: 5 H: 2 LOB: 0 BB: 0 P: 5	R: 0 E: 0 K: 1 S: 5 H: 0 LOB: 1 BB: 1 P: 9	R: 0 E: 0 K: 0 S: 4 H: 1 LOB: 1 BB: 0 P: 4	R: 3 E: 0 K: 0 S: 6 H: 3 LOB: 1 BB: 1 P: 10	R: 0 E: 0 K: 0 S: 3 H: 0 LOB: 1 BB: 1 P: 7	R: 0 E: 0 K: 2 S: 7 H: 1 LOB: 0 BB: 0 P: 7	R: 1 E: 0 K: 0 S: 4 H: 2 LOB: 3 BB: 1 P: 8	1B: 6 2B: 3 3B: 0 HR: 2	SF: 1 SAC: 0 DP: 0 HBP: 0						

livebaseballscorecards.com

AB	35
R	7
H	11
RBI	7
BB	5
SO	4
LOB	18

PITCHER	IP	WLS	BF	H	R	ER	SO	BB	IBB	HBP	BLK	WP	HR	S	P	ERA	WHIP
Steve Rogers, R (1, 1) ERA: 2.13	5.1		26	7	6	6	2	3	0	0	0	0	2	27	39	10.12	1.875
Will McEnaney, L (6, 1) ERA: 3.2	1.2		7	1	0	0	0	1	0	0	0	0	0	6	10	0.00	1.200
Tom Walker, R (8, 1) ERA: 9.0	1.0		3	1	0	0	2	0	0	0	0	0	0	7	7	0.00	1.000
Joe Kerrigan, R (9, 1) ERA: 2.79	0.1	L	5	2	1	1	0	1	0	0	0	0	0	4	8	27.00	9.000

PITCHER	IP	WLS	BF	H	R	ER	SO	BB	IBB	HBP	BLK	WP	HR	S	P	ERA	WHIP

Montreal Expos @ Cincinnati Reds

Riverfront Stadium, Cincinnati, OH

Sun Jun 12 1977, 3:38 AM EDT

Att. 42,684 - Unknown

TOP

livebaseballscorecards.com

Batter	1	2	3	4	5	6	7	8	9	AB	R	H	RBI	BB	SO	LOB
Dave Cash, R (1, 4) OBP: 0.354, SLG: 0.381	0-0 PB 2B 1B	0-0 1B HR 1B 3-H		0-0 1B E 2B		4-0 1B BB B B B		0-0 ② F8		4	3	3	1	1	0	0
Del Unser, L (1, 3) OBP: 0.344, SLG: 0.487	0-0 1-3 1B 2B 1-H	0-0 HR 1B 1-3		0-0 ① P3		0-0 1B 1-2		0-0 ③ 6-3		5	2	3	1	0	0	1
Ellis Valentine, R (1, 9) OBP: 0.370, SLG: 0.554	0-0 ① 1-3 2-3	0-0 HR 1-H 3-H		0-0 E SF7 1B 2-3		0-0 ① P6			0-0 2B 1B	5	2	3	3	0	0	3
Warren Cromartie, L (1, 7) OBP: 0.316, SLG: 0.405	0-0 1B 1B 3-H	0-0 ② 1-3		0-0 E1 1-3 3-H		0-0 ② F8			0-0 ① P6	5	0	1	1	0	0	4
Andre Dawson, R (1, 8) OBP: 0.313, SLG: 0.441	0-0 1-2 1B	0-0 ③ F4-3		0-0 ② SF7 3-H		0-0 ③ F7			0-0 1-3 2B	4	0	2	1	0	0	2
Larry Parrish, R (1, 5) OBP: 0.313, SLG: 0.397	S S S 0-3 ② K		0-0 2B FC4-6-2 1B	S S S 0-3 ③ K			S S S 0-3 ① K		S S S 0-3 ② K	5	0	1	0	0	4	5
Pete Mackanin, R (1, 6) OBP: 0.294, SLG: 0.394	S S S 0-3 ③ K		0-0 FC4-6-2 1-3 CS 2B		0-0 ① 6-3		0-0 ② 5-3		0-0 ③ 6-3	5	0	1	0	0	1	4
Barry Foote, R (1, 2) OBP: 0.302, SLG: 0.469		0-0 SH3-4 WP 1B 1B	0-0 ① FC4-6-2 2-3 3-H		S S S 0-3 ② K		0-0 ③ F4			4	1	1	0	0	1	2
Don Stanhouse, R (1, 1) OBP: 0.206, SLG: 0.269 Bill Atkinson, L (3, 1) OBP: 0.500, SLG: 0.500 Tom Walker, R (4, 1) Will McEnaney, L (6, 1) Wayne Garrett, L (8, PH) OBP: 0.229, SLG: 0.290 Joe Kerrigan, R (8, 1)		0-0 ① SH3-4 1-3	S S S 0-3 ② ③ K 3-H		0-0 ③ F9			0-0 ① P2		1 0 1 0 1 0	0 0 0 0 0 0	0 0 0 0 0 0	0 0 0 0 0 0	0 0 0 0 0 0	1 0 0 0 0 0	2 0 0 0 0 0

Inning Stats	1	2	3	4	5	6	7	8	9
	R: 2 E: 0 K: 2 S: 11	H: 4 LOB: 2 BB: 0 P: 11	R: 4 E: 0 K: 0 S: 7	H: 4 LOB: 0 BB: 0 P: 7	R: 0 E: 0 K: 1 S: 6	H: 2 LOB: 2 BB: 0 P: 6	R: 2 E: 1 K: 1 S: 8	H: 2 LOB: 1 BB: 0 P: 8	R: 0 E: 0 K: 1 S: 5	H: 0 LOB: 0 BB: 0 P: 5	R: 0 E: 0 K: 0 S: 4	H: 1 LOB: 2 BB: 1 P: 8	R: 0 E: 0 K: 1 S: 5	H: 0 LOB: 0 BB: 0 P: 5	R: 0 E: 0 K: 0 S: 3	H: 0 LOB: 0 BB: 0 P: 3	R: 0 E: 0 K: 1 S: 7	H: 2 LOB: 2 BB: 0 P: 7

1B: 10	SF: 1
2B: 5	SAC: 1
3B: 0	DP: 1
HR: 1	HBP: 0

WP: 1	PA: 43
PB: 1	
SB: 0	
CS: 1	

AB	40
R	8
H	15
RBI	7
BB	1
SO	7
LOB	23

PITCHER		IP	WLS	BF	H	R	ER	SO	BB	IBB	HBP	BLK	WP	HR	S	P	ERA	WHIP
Jack Billingham, R ERA: 3.8	(1, 1)	1.1		11	7	5	5	2	0	0	0	0	1	0	15	15	33.75	5.250
Dale Murray, R ERA: 4.89	(2, 1)	2.2		13	5	3	1	2	0	0	0	0	0	1	17	17	3.38	1.875
Rawly Eastwick, R ERA: 2.91	(5, 1)	5.0	W	19	3	0	0	3	1	0	0	0	0	0	24	28	0.00	0.800

PITCHER	IP	WLS	BF	H	R	ER	SO	BB	IBB	HBP	BLK	WP	HR	S	P	ERA	WHIP

Montreal Expos @ Cincinnati Reds

Riverfront Stadium, Cincinnati, OH

Sun Jun 12 1977, 3:38 AM EDT

Att. 42,684 - Unknown

BOTTOM

Batter	1	2	3	4	5	6	7	8	9	AB	R	H	RBI	BB	SO	LOB
Pete Rose, S (1, 5) OBP: 0.401, SLG: 0.466	4-3 2B 2B	G4-3 1-2f		F9		FC3-6 1B 2B	1B FC5 1B	E6 FC4-6 2-H 3-H		5	2	3	0	0	0	3
Ray Knight, R (8, 5) OBP: 0.417, SLG: 0.636										1	0	0	0	0	0	0
Ken Griffey, L (1, 9) OBP: 0.372, SLG: 0.448	4-3 2-3		2B 2B	2B SF8 1B		BBB 4-0 FC3-6 BB	SSS 0-3 K	FC4-6 1-2f		5	2	2	0	1	1	3
Dan Driessen, L (1, 3) OBP: 0.356, SLG: 0.441	FC4-6-2-5 3-H 2B		1B G6-4-3 2-H 2B	SF8 HR 1-3 2B		FC3-6 1B 1-2f 2-3 1B	FC5 1-3 1B			5	3	4	2	0	0	2
George Foster, R (1, 7) OBP: 0.391, SLG: 0.569	BBBB 4-0 FC4-6-2-5 BB		G6-4-3 2-3 1B	SF8 2-3 3-H		1B 1B 1-2 3-H 1B	FC5 1-3 3-H			3	1	2	2	1	0	2
Dave Concepcion, R (1, 6) OBP: 0.350, SLG: 0.404	FC4-6-2-5 1-2 2-H		G6-4-3 1-2f 3-H	HR 3-H		1B 1B 1-3 2-H 1B	L4			5	2	2	3	0	0	5
Cesar Geronimo, L (1, 8) OBP: 0.350, SLG: 0.465		SH BB 1B	3B 1B	SSS 0-3 K		F8 1B 1-3 3-H 1B		SH3 E 2B		5	2	4	1	0	1	0
Doug Flynn, R (1, 4) OBP: 0.242, SLG: 0.344		SSS 0-3 K	1-H 3B		F7	1-2 3-H 1B		F3		5	0	2	2	0	1	2
Bill Plummer, R (1, 2) OBP: 0.276, SLG: 0.224		BBBB 4-0 SH 1-2 BB	SSS K2-3		F7	F8 2-3		BBBB SH3 E BB		3	1	0	0	2	1	3
Jack Billingham, R (1, 1) OBP: 0.200, SLG: 0.229		SH G4-3 1-2 2-3		IHR	SSS K	4-3		SH3 1-2 2-3		0	0	0	0	0	0	0
Dale Murray, R (2, 1)										0	0	0	0	0	0	0
Champ Summers, L (4, PH) OBP: 0.227, SLG: 0.524										1	1	1	1	0	0	0
Rawly Eastwick, R (5, 1) OBP: 0.167, SLG: 0.167										2	0	0	0	0	1	2
Inning Stats	R: 1 E: 0 K: 0 S: 4 H: 2 LOB: 1 BB: 1 P: 8	R: 0 E: 1 K: 1 S: 6 H: 1 LOB: 2 BB: 1 P: 10	R: 3 E: 0 K: 1 S: 9 H: 5 LOB: 1 BB: 0 P: 9	R: 4 E: 0 K: 1 S: 9 H: 4 LOB: 0 BB: 0 P: 9	R: 0 E: 0 K: 1 S: 5 H: 0 LOB: 0 BB: 0 P: 5	R: 4 E: 0 K: 0 S: 8 H: 5 LOB: 2 BB: 1 P: 12	R: 0 E: 0 K: 1 S: 7 H: 2 LOB: 2 BB: 0 P: 7	R: 2 E: 1 K: 0 S: 5 H: 1 LOB: 1 BB: 1 P: 9		1B: 10 2B: 8 3B: 1 HR: 2 SF: 1 SAC: 2 DP: 3 HBP: 0						

livebaseballscorecards.com

AB	40
R	14
H	20
RBI	11
BB	4
SO	5
LOB	22

WP: 0 PA: 47
PB: 0
SB: 0
CS: 0

PITCHER	IP	WLS	BF	H	R	ER	SO	BB	IBB	HBP	BLK	WP	HR	S	P	ERA	WHIP
Don Stanhouse, R (1, 1) ERA: 4.72	2.2		15	7	4	4	1	2	0	0	0	0	0	15	23	13.50	3.375
Bill Atkinson, R (3, 1) ERA: 3.18	1.0		8	5	4	4	1	0	0	0	0	0	1	10	10	36.00	5.000
Tom Walker, R (4, 1) ERA: 12.15	1.2	L	9	3	4	4	2	1	0	0	0	0	0	12	16	21.60	2.400
Will McEnaney, L (6, 1) ERA: 3.09	1.2		9	4	0	0	1	0	0	0	0	0	0	11	11	0.00	2.400
Joe Kerrigan, R (8, 1) ERA: 2.72	1.0		6	1	2	0	0	1	0	0	0	0	0	5	9	0.00	2.000

PITCHER	IP	WLS	BF	H	R	ER	SO	BB	IBB	HBP	BLK	WP	HR	S	P	ERA	WHIP

Montreal Expos @ Houston Astros

Astrodome, Houston, TX

Mon Jun 13 1977, 8:05 PM EDT

Att. 6,195 - Dome

TOP

livebaseballscorecards.com

Batter	1	2	3	4	5	6	7	8	9	AB	R	H	RBI	BB	SO	LOB
Dave Cash, R (1, 4) OBP: 0.355, SLG: 0.381	3-1		2B 1B		1B 1B 1B	1-3			5-3	5	1	2	0	0	0	0
Warren Cromartie, L (1, 7) OBP: 0.318, SLG: 0.414	3B		F7		1B 1B SF9 1-2		F7		F8	5	1	2	0	0	0	1
Ellis Valentine, R (1, 9) OBP: 0.380, SLG: 0.568	F1		1-3 2B		1B 1B 1-2 2-3		2B		BB 1B	4	1	3	0	1	0	1
Tony Perez, R (1, 3) OBP: 0.352, SLG: 0.453	F9		5-3		1B 1-2 2-3 3-H		F8		FC6-4 1-2 1B	5	0	2	1	0	0	4
Gary Carter, R (1, 2) OBP: 0.346, SLG: 0.531		K	4-3	SF9 3-H			FC5-4 BB		FC6-4 1-2f	3	0	0	1	1	1	2
Andre Dawson, R (1, 8) OBP: 0.325, SLG: 0.450		5-3 1B	1B	1B	1B 1-2 2-H		FC5-4 1-2f			4	0	3	1	0	0	2
Larry Parrish, R (1, 5) OBP: 0.308, SLG: 0.391		5-3 1-2	F9	5-3				F4		3	0	0	0	0	0	4
Wayne Garrett, L (8, PH) OBP: 0.222, SLG: 0.281										1	0	0	0	0	0	0
(8, 5)																
Pepe Frias, R (1, 6) OBP: 0.063, SLG: 0.063		F8	4-3			F7		6-3		4	0	0	0	0	0	2
Santo Alcala, R (1, 1) OBP: 0.083, SLG: 0.333			5-3		4-3	F9		K		4	0	0	0	0	1	0
Will McEnaney, L (8, 1)										0	0	0	0	0	0	0
Joe Kerrigan, R (8, 1)										0	0	0	0	0	0	0

Inning Stats	1	2	3	4	5	6	7	8	9
R	0	0	0	0	3	0	0	0	0
E	0	0	0	0	0	0	0	0	0
K	0	1	0	0	0	0	0	1	0
S	4	6	5	4	8	3	4	5	4
H	1	1	2	1	5	0	1	0	1
LOB	1	1	2	1	2	0	2	0	2
BB	0	0	0	0	0	0	1	0	1
P	4	6	5	4	8	3	8	5	8

	AB	R	H	RBI	BB	SO	LOB
	38	3	12	3	2	2	16

	1B	SF	WP	PA
	9	1	0	41
	2	0	0	
	1	0	0	
	0	0	0	
			0	

PITCHER		IP	WLS	BF	H	R	ER	SO	BB	IBB	HBP	BLK	WP	HR	S	P	ERA	WHIP
Mark Lemongello, R ERA: 4.25	(1, 1)	6.0	L	28	10	3	3	1	0	0	0	0	0	0	30	30	4.50	1.667
Dan Larson, R ERA: 6.23	(7, 1)	1.0		5	1	0	0	0	1	0	0	0	0	0	4	8	0.00	2.000
Gene Pentz, R ERA: 2.84	(8, 1)	2.0		8	1	0	0	1	1	0	0	0	0	0	9	13	0.00	1.000

PITCHER	IP	WLS	BF	H	R	ER	SO	BB	IBB	HBP	BLK	WP	HR	S	P	ERA	WHIP

Montreal Expos @ Houston Astros

Astrodome, Houston, TX

Mon Jun 13 1977, 8:05 PM EDT

Att. 6,195 - Dome

BOTTOM

Batter	1	2	3	4	5	6	7	8	9	AB	R	H	RBI	BB	SO	LOB
Cesar Cedeno, R (1, 8) OBP: 0.310, SLG: 0.291	6-3		F6			F9		6-3 HR 1B	F9	5	1	1	0	0	0	0
Enos Cabell, R (1, 5) OBP: 0.319, SLG: 0.426	5-3			F8		BB 1B		6-3 1-2	1-3	5	0	1	0	0	0	1
Jose Cruz, L (1, 9) OBP: 0.328, SLG: 0.417	S BB			F1		1-2 BB		2-H HR		2	1	1	2	2	0	0
Willie Crawford, L (1, 7) OBP: 0.344, SLG: 0.336	3-1 1-2			3-1		F7		BB 1B BB		3	0	0	0	1	0	3
Joe Ferguson, R (1, 2) OBP: 0.379, SLG: 0.464		5-3			K		WP 1B	BB 1-2 1B		4	0	2	0	0	1	0
Cliff Johnson, R (1, 3) OBP: 0.412, SLG: 0.566		K			1B		F4 1-2	1-2 2-3 BB		3	0	1	0	1	1	1
Art Howe, R (1, 4) (8, 6) OBP: 0.365, SLG: 0.496		5-3			F9		1B	K		4	0	1	0	0	1	4
Rob Sperring, R (1, 6) OBP: 0.217, SLG: 0.172			G3		K		F7	4-3		2	0	0	0	0	1	1
Ken Boswell, L (7, PH) (8, 4) OBP: 0.333, SLG: 0.282										2	0	0	0	0	0	5
Mark Lemongello, R (1, 1)			K			F8	K		K	1	0	0	0	0	1	0
Art Gardner, L (6, PH) OBP: 0.160, SLG: 0.171										1	0	0	0	0	0	0
Dan Larson, R (7, 1)										0	0	0	0	0	0	0
Bob Watson, R (7, PH) OBP: 0.348, SLG: 0.467										1	0	0	0	0	1	2
Gene Pentz, R (8, 1)										0	0	0	0	0	0	0
Wilbur Howard, S (9, PH) OBP: 0.233, SLG: 0.286										1	0	0	0	0	1	0
Inning Stats	R: 0 E: 0 K: 0 S: 3 H: 0 LOB: 1 BB: 1 P: 7	R: 0 E: 0 K: 1 S: 5 H: 0 LOB: 0 BB: 0 P: 5	R: 0 E: 0 K: 1 S: 5 H: 0 LOB: 0 BB: 0 P: 5	R: 0 E: 0 K: 0 S: 3 H: 0 LOB: 0 BB: 0 P: 3	R: 0 E: 0 K: 2 S: 8 H: 1 LOB: 1 BB: 0 P: 8	R: 0 E: 0 K: 0 S: 4 H: 1 LOB: 2 BB: 1 P: 8	R: 0 E: 0 K: 1 S: 7 H: 2 LOB: 2 BB: 0 P: 7	R: 2 E: 0 K: 1 S: 8 H: 3 LOB: 3 BB: 2 P: 16	R: 0 E: 0 K: 1 S: 5 H: 0 LOB: 0 BB: 0 P: 5	1B: 6 2B: 0 3B: 0 HR: 1	SF: 0 SAC: 0 DP: 0 HBP: 0						

livebaseballscorecards.com

AB	34
R	2
H	7
RBI	2
BB	4
SO	7
LOB	17

WP: 1 PB: 0 SB: 1 CS: 0 PA: 38

PITCHER		IP	WLS	BF	H	R	ER	SO	BB	IBB	HBP	BLK	WP	HR	S	P	ERA	WHIP
Santo Alcala, R ERA: 6.69	(1, 1)	7.1	W	30	6	2	2	5	2	0	0	0	1	1	38	46	2.46	1.091
Will McEnaney, L ERA: 3.09	(8, 1)	0.0		2	1	0	0	0	1	0	0	0	0	0	1	5	∞	∞
Joe Kerrigan, R ERA: 2.61	(8, 1)	1.2	S	6	0	0	0	2	1	0	0	0	0	0	9	13	0.00	0.600

PITCHER	IP	WLS	BF	H	R	ER	SO	BB	IBB	HBP	BLK	WP	HR	S	P	ERA	WHIP

Batter	1	2	3	4	5	6	7	8	9	AB	R	H	RBI	BB	SO	LOB
Dave Cash, R (1, 4) OBP: 0.353, SLG: 0.377	1-3		4-3		1-3			HBP		3	0	0	0	0	0	2
Warren Cromartie, L (1, 7) OBP: 0.317, SLG: 0.411	4-3			5-3		F5		1-3 1B		4	0	1	0	0	0	0
Ellis Valentine, R (1, 9) OBP: 0.378, SLG: 0.562	CS 1B			F8		5-3		K		4	0	1	0	0	1	2
Tony Perez, R (1, 3) OBP: 0.350, SLG: 0.449	CS 1-2	5-3		FC6-4 1B		1-6-3			K	4	0	1	0	0	1	0
Gary Carter, R (1, 2) OBP: 0.339, SLG: 0.518		F8		FC6-4 1-2f			6-3		F7	4	0	0	0	0	0	1
Andre Dawson, R (1, 8) OBP: 0.323, SLG: 0.444		1B			K		5-3		K	4	0	1	0	0	2	0
Wayne Garrett, L (1, 5) OBP: 0.231, SLG: 0.265		F5			1B 1-4-3 BB		4-3			2	0	0	0	1	0	1
Pepe Frias, R (1, 6) OBP: 0.053, SLG: 0.053			K		1-4-3 1-2			5-3		3	0	0	0	0	1	1
Stan Bahnsen, R (1, 1) OBP: 0.400, SLG: 0.500			K		1B 2-3			K		1	0	0	0	0	1	0
Jose Morales, R (5, PH) OBP: 0.174, SLG: 0.143										1	0	1	0	0	0	0
Don Stanhouse, R (5, 1) OBP: 0.296, SLG: 0.269										0	0	0	0	0	0	0
Del Unser, L (8, PH) OBP: 0.341, SLG: 0.483										1	0	0	0	0	1	0
Tom Walker, R (8, 1)										0	0	0	0	0	0	0
Inning Stats	R: 0 E: 0 K: 0 S: 3 H: 1 LOB: 0 BB: 0 P: 3	R: 0 E: 0 K: 0 S: 4 H: 1 LOB: 1 BB: 0 P: 4	R: 0 E: 0 K: 2 S: 7 H: 0 LOB: 0 BB: 0 P: 7	R: 0 E: 0 K: 0 S: 4 H: 1 LOB: 1 BB: 0 P: 4	R: 0 E: 0 K: 1 S: 6 H: 1 LOB: 2 BB: 1 P: 10	R: 0 E: 0 K: 0 S: 3 H: 0 LOB: 0 BB: 0 P: 3	R: 0 E: 0 K: 0 S: 3 H: 0 LOB: 0 BB: 0 P: 3	R: 0 E: 0 K: 2 S: 8 H: 1 LOB: 2 BB: 0 P: 9	R: 0 E: 0 K: 2 S: 7 H: 0 LOB: 0 BB: 0 P: 7	1B: 5 2B: 0 3B: 0 HR: 0	SF: 0 SAC: 0 DP: 0 HBP: 1						

PITCHER		IP	WLS	BF	H	R	ER	SO	BB	IBB	HBP	BLK	WP	HR	S	P	ERA	WHIP
Joaquin Andujar, R ERA: 3.21	(1, 1)	6.0	W	22	4	0	0	3	1	0	0	0	0	0	27	31	0.00	0.833
Joe Niekro, R ERA: 2.89	(7, 1)	3.0	S	11	1	0	0	4	0	0	1	0	0	0	18	19	0.00	0.333

PITCHER	IP	WLS	BF	H	R	ER	SO	BB	IBB	HBP	BLK	WP	HR	S	P	ERA	WHIP

TOP

Montreal Expos @ Houston Astros

Astrodome, Houston, TX

Tue Jun 14 1977, 8:05 PM EDT

Att. 7,935 - Dome

livebaseballscorecards.com

AB	31
R	0
H	5
RBI	0
BB	1
SO	7
LOB	7

1B: 5	SF: 0	WP: 0	PA: 34
2B: 0	SAC: 0	PB: 0	
3B: 0	DP: 0	SB: 0	
HR: 0	HBP: 1	CS: 1	

Batter	1	2	3	4	5	6	7	8	9	AB	R	H	RBI	BB	SO	LOB
Cesar Cedeno, R (1, 8) OBP: 0.309, SLG: 0.286	6-3		F6	BB			F6			3	0	0	0	1	0	0
Enos Cabell, R (1, 5) OBP: 0.313, SLG: 0.418	6-3		F3	F8			5-3			4	0	0	0	0	0	2
Jose Cruz, L (1, 9) OBP: 0.322, SLG: 0.409	1-3		4-3		6-3			4-3		4	0	0	0	0	0	0
Willie Crawford, L (1, 7) OBP: 0.341, SLG: 0.333		F7		1B E 2B 1B	4-3			K2-3		4	1	1	0	0	1	0
Art Gardner, L (9, 7) OBP: 0.190, SLG: 0.171										0	0	0	0	0	0	0
Joe Ferguson, R (1, 2) OBP: 0.376, SLG: 0.456		HR BB		F9	K			6-3		3	1	0	0	1	1	1
Bob Watson, R (1, 3) OBP: 0.348, SLG: 0.480		HR		E4 1B 2B		F9				3	2	1	2	0	0	1
Art Howe, R (1, 4) OBP: 0.365, SLG: 0.493		K		2B 1B		6-3				3	1	1	0	0	1	0
Julio Gonzalez, R (1, 6) OBP: 0.291, SLG: 0.343		1B		FC6-2 2B		6-3				3	0	2	3	0	0	0
Joaquin Andujar, S (1, 1) OBP: 0.250, SLG: 0.258		K		FC6-2 BB			F8			2	0	0	0	0	1	2
Joe Niekro, R (7, 1) OBP: 0.143, SLG: 0.143										1	0	0	0	0	0	0
Inning Stats	R: 0 E: 0 K: 0 S: 3 H: 0 LOB: 0 BB: 0 P: 3	R: 2 E: 0 K: 2 S: 9 H: 2 LOB: 1 BB: 1 P: 13	R: 0 E: 0 K: 0 S: 3 H: 0 LOB: 0 BB: 0 P: 3	R: 3 E: 1 K: 0 S: 7 H: 3 LOB: 2 BB: 1 P: 11	R: 0 E: 0 K: 1 S: 5 H: 0 LOB: 0 BB: 0 P: 5	R: 0 E: 0 K: 0 S: 3 H: 0 LOB: 0 BB: 0 P: 3	R: 0 E: 0 K: 0 S: 3 H: 0 LOB: 0 BB: 0 P: 3	R: 0 E: 0 K: 1 S: 5 H: 0 LOB: 0 BB: 0 P: 5		1B: 3 2B: 1 3B: 0 HR: 1	SF: 0 SAC: 0 DP: 0 HBP: 0						

PITCHER	IP	WLS	BF	H	R	ER	SO	BB	IBB	HBP	BLK	WP	HR	S	P	ERA	WHIP
Stan Bahnsen, R (1, 1) ERA: 7.3	4.0	L	20	5	5	4	2	2	0	0	0	0	1	22	30	9.00	1.750
Don Stanhouse, R (5, 1) ERA: 4.54	3.0		9	0	0	0	1	0	0	0	0	0	0	11	11	0.00	0.000
Tom Walker, R (8, 1) ERA: 10.57	1.0		3	0	0	0	1	0	0	0	0	0	0	5	5	0.00	0.000

PITCHER	IP	WLS	BF	H	R	ER	SO	BB	IBB	HBP	BLK	WP	HR	S	P	ERA	WHIP

BOTTOM

Montreal Expos @ Houston Astros

Astrodome, Houston, TX

Tue Jun 14 1977, 8:05 PM EDT

Att. 7,935 - Dome

livebaseballscorecards.com

AB	30
R	5
H	5
RBI	5
BB	2
SO	4
LOB	6

Batter	1	2	3	4	5	6	7	8	9	AB	R	H	RBI	BB	SO	LOB
Dave Cash, R (1, 4) OBP: 0.348, SLG: 0.371	6-3		6-3		5-3		FC6-4 1-2f			4	0	0	0	0	0	3
Chris Speier, R (1, 6) OBP: 0.318, SLG: 0.339	K		3B			G5-4-3 1B		F7		4	0	2	0	0	1	0
Ellis Valentine, R (1, 9) OBP: 0.371, SLG: 0.551	1-3		F3			G5-4-3 1-2f		F7		4	0	0	0	0	0	2
Tony Perez, R (1, 3) OBP: 0.349, SLG: 0.445		1B SF9 1B		K		K		F8		4	1	1	0	0	2	0
Warren Cromartie, L (1, 7) OBP: 0.320, SLG: 0.413		1-3 1B		6-3			1B SH1-3 1B 1B		G3	4	1	2	0	0	0	0
Gary Carter, R (1, 2) OBP: 0.333, SLG: 0.512		SF9 3-H		K			SH1-3 1-2		F8	2	0	0	1	0	1	0
Andre Dawson, R (1, 8) OBP: 0.327, SLG: 0.442		K		CS BB			FC1-5 1B 2-3 1B		K	3	0	1	0	1	2	1
Wayne Garrett, L (1, 5) OBP: 0.238, SLG: 0.270		5-3		E3 1-2			FC1-5 1-2 3-H 1B			3	0	1	1	0	0	2
Jackie Brown, R (1, 1) OBP: 0.167, SLG: 0.118			K	K			FC1-5 FC6-4 1-2 2-3f			3	0	0	0	0	2	3
Inning Stats	R: 0 E: 0 K: 1 S: 5 H: 0 LOB: 0 BB: 0 P: 5	R: 1 E: 0 K: 1 S: 7 H: 2 LOB: 1 BB: 0 P: 7	R: 0 E: 0 K: 1 S: 6 H: 1 LOB: 1 BB: 0 P: 6	R: 0 E: 0 K: 2 S: 7 H: 0 LOB: 0 BB: 0 P: 7	R: 0 E: 1 K: 1 S: 5 H: 0 LOB: 1 BB: 1 P: 9	R: 0 E: 0 K: 1 S: 5 H: 1 LOB: 0 BB: 0 P: 5	R: 1 E: 0 K: 0 S: 6 H: 3 LOB: 2 BB: 0 P: 6	R: 0 E: 0 K: 0 S: 3 H: 0 LOB: 0 BB: 0 P: 3	R: 0 E: 0 K: 1 S: 5 H: 0 LOB: 0 BB: 0 P: 5	1B: 6 2B: 0 3B: 1 HR: 0 SF: 1 SAC: 1 DP: 1 HBP: 0						

PITCHER		IP	WLS	BF	H	R	ER	SO	BB	IBB	HBP	BLK	WP	HR	S	P	ERA	WHIP
J.R. Richard, R ERA: 3.28	(1, 1)	7.0	L	28	7	2	2	7	1	0	0	0	0	0	41	45	2.57	1.143
Gene Pentz, R ERA: 2.57	(8, 1)	2.0		6	0	0	0	1	0	0	0	0	0	0	8	8	0.00	0.000

PITCHER	IP	WLS	BF	H	R	ER	SO	BB	IBB	HBP	BLK	WP	HR	S	P	ERA	WHIP

TOP

Montreal Expos @ Houston Astros

Astrodome, Houston, TX

Wed Jun 15 1977, 8:05 PM EDT

Att. 9,932 - Dome

livebaseballscorecards.com

AB	31
R	2
H	7
RBI	2
BB	1
SO	8
LOB	11

Batter	1	2	3	4	5	6	7	8	9	AB	R	H	RBI	BB	SO	LOB
Cesar Cedeno, R (1, 8) OBP: 0.308, SLG: 0.286	F7		F7 1-3		CS 1B			4-3		4	0	1	0	0	0	1
Enos Cabell, R (1, 5) OBP: 0.308, SLG: 0.411	F8		K		CS 1-2	6-3		F9		4	0	0	0	0	1	1
Jose Cruz, L (1, 9) OBP: 0.321, SLG: 0.411	4-3		F9			2B		F7		4	0	1	0	0	0	1
Joe Ferguson, R (1, 2) OBP: 0.378, SLG: 0.451		BB FC6-4		BB		K			K	2	0	0	0	2	2	1
Bob Watson, R (1, 3) OBP: 0.342, SLG: 0.471		FC6-4 FC5-4 S 1-2f		F8		F9			5-3	4	0	0	0	0	0	3
Art Howe, R (1, 4) OBP: 0.362, SLG: 0.483		BB FC5-4 1-2		F7			6-3		5-3	3	0	0	0	1	0	1
Wilbur Howard, S (1, 7) OBP: 0.239, SLG: 0.289		FC5-4 1-2f 2-3		G3			5-3 1B			3	0	1	0	0	0	3
Julio Gonzalez, R (1, 6) OBP: 0.288, SLG: 0.340 Rob Sperring, R (7, 6) OBP: 0.214, SLG: 0.169		K			F7		5-3 1-2			2 1	0 0	0 0	0 0	0 0	1 0	2 1
J.R. Richard, R (1, 1) OBP: 0.147, SLG: 0.242 Cliff Johnson, R (7, PH) OBP: 0.409, SLG: 0.563 Gene Pentz, R (8, 1)			E S 1B		F9		F9			2 1 0	0 0 0	1 0 0	0 0 0	0 0 0	0 0 0	0 1 0
Inning Stats	R: 0 E: 0 K: 0 S: 3 H: 0 LOB: 0 BB: 0 P: 3	R: 0 E: 0 K: 1 S: 5 H: 0 LOB: 2 BB: 2 P: 13	R: 0 E: 1 K: 1 S: 6 H: 1 LOB: 1 BB: 0 P: 6	R: 0 E: 0 K: 0 S: 3 H: 0 LOB: 1 BB: 1 P: 7	R: 0 E: 0 K: 0 S: 3 H: 1 LOB: 0 BB: 0 P: 3	R: 0 E: 0 K: 1 S: 6 H: 1 LOB: 1 BB: 0 P: 6	R: 0 E: 0 K: 0 S: 4 H: 1 LOB: 1 BB: 0 P: 4	R: 0 E: 0 K: 0 S: 3 H: 0 LOB: 0 BB: 0 P: 3	R: 0 E: 0 K: 1 S: 5 H: 0 LOB: 0 BB: 0 P: 5	1B: 3 2B: 1 3B: 0 HR: 0 SF: 0 SAC: 0 DP: 0 HBP: 0						

PITCHER	IP	WLS	BF	H	R	ER	SO	BB	IBB	HBP	BLK	WP	HR	S	P	ERA	WHIP
Jackie Brown, R (1, 1) ERA: 3.15	9.0	W	33	4	0	0	4	3	0	0	0	0	0	38	50	0.00	0.778

PITCHER	IP	WLS	BF	H	R	ER	SO	BB	IBB	HBP	BLK	WP	HR	S	P	ERA	WHIP

Montreal Expos @ Houston Astros

Astrodome, Houston, TX

Wed Jun 15 1977, 8:05 PM EDT

Att. 9,932 - Dome

BOTTOM

livebaseballscorecards.com

AB	30
R	0
H	4
RBI	0
BB	3
SO	4
LOB	15

WP: 0 PA: 34
PB: 0
SB: 2
CS: 1

Batter	1	2	3	4	5	6	7	8	9	AB	R	H	RBI	BB	SO	LOB
Pete Rose, S (1, 5) OBP: 0.402, SLG: 0.468	E1		1-3		K	1B 3B 2-H 3-H	F7			5	1	1	2	0	1	2
Ken Griffey, L (1, 9) OBP: 0.384, SLG: 0.460	BB		E 1B 1B		G3	G3		G3		4	1	1	0	1	0	1
Joe Morgan, L (1, 4) OBP: 0.429, SLG: 0.497	K		S 1B 1-H		1B HR 1B	WP 1B 1B 3-H		5-3		4	1	3	2	0	1	2
Ray Knight, R (6, PR) OBP: 0.467, SLG: 0.643 (6, 4)										1	1	0	0	0	0	0
Dan Driessen, L (1, 3) OBP: 0.356, SLG: 0.451	F7		BB 1-2		HR 1B 1-3	1B 1-H		G3		4	1	2	1	1	0	2
George Foster, R (1, 7) OBP: 0.389, SLG: 0.612	5-3		F3		HR 1-H 3-H	4-3			HR	5	2	2	4	0	0	5
Dave Concepcion, R (1, 6) OBP: 0.338, SLG: 0.384		F9		1B S BB	6-3		5-3		1-3	4	0	0	0	1	0	0
Cesar Geronimo, L (1, 8) OBP: 0.347, SLG: 0.444		6-3		K 1-2		SH5-4 1B 3B BB	6-4 BB 1B		BB	3	1	1	0	2	1	1
Bill Plummer, R (1, 2) OBP: 0.302, SLG: 0.245		K		G6-4-3 1B 2-3		SH5-4 3B 1B 1-2	6-4 BB 1-2		P3	4	1	2	0	1	1	1
Jack Billingham, R (1, 1) OBP: 0.184, SLG: 0.211			5-3	G6-4-3 1-2f		SH5-4 1-2 2-3	6-4 1-2 2-3		5-3	3	0	0	0	0	0	4
Dale Murray, R (8, 1)										1	0	0	0	0	0	1
Inning Stats	R: 0 E: 1 K: 1 S: 6 H: 0 LOB: 2 BB: 1 P: 10	R: 0 E: 0 K: 1 S: 5 H: 0 LOB: 0 BB: 0 P: 5	R: 1 E: 1 K: 0 S: 5 H: 2 LOB: 2 BB: 1 P: 9	R: 0 E: 0 K: 1 S: 5 H: 1 LOB: 1 BB: 1 P: 9	R: 3 E: 0 K: 1 S: 8 H: 3 LOB: 0 BB: 0 P: 8	R: 4 E: 0 K: 0 S: 7 H: 4 LOB: 1 BB: 1 P: 11	R: 0 E: 0 K: 0 S: 4 H: 1 LOB: 2 BB: 1 P: 8	R: 0 E: 0 K: 0 S: 3 H: 0 LOB: 0 BB: 0 P: 3	R: 1 E: 0 K: 0 S: 4 H: 1 LOB: 1 BB: 1 P: 8	1B: 9 2B: 0 3B: 1 HR: 2 SF: 0 SAC: 1 DP: 1 HBP: 0						

PITCHER		IP	WLS	BF	H	R	ER	SO	BB	IBB	HBP	BLK	WP	HR	S	P	ERA	WHIP
Steve Rogers, R ERA: 2.47	(1, 1)	5.1	L	28	8	7	6	4	4	0	0	0	0	1	32	48	10.12	2.250
Will McEnaney, L ERA: 3.23	(6, 1)	0.2		4	2	1	1	0	0	0	0	0	1	0	4	4	13.50	3.000
Tom Walker, R ERA: 9.35	(7, 1)	1.0		5	1	0	0	0	1	0	0	0	0	0	4	8	0.00	2.000
Bill Atkinson, R ERA: 3.26	(8, 1)	2.0		8	1	1	1	0	1	0	0	0	0	1	7	11	4.50	1.000

PITCHER	IP	WLS	BF	H	R	ER	SO	BB	IBB	HBP	BLK	WP	HR	S	P	ERA	WHIP

TOP

Cincinnati Reds @ Montreal Expos

Olympic Stadium, Montreal, QB

Fri Jun 17 1977, 7:05 PM EDT

Att. 26,284 - Unknown

livebaseballscorecards.com

AB	38
R	9
H	12
RBI	9
BB	6
SO	4
LOB	19

WP: 1 PA: 45
PB: 0
SB: 2
CS: 0

Batter	1	2	3	4	5	6	7	8	9	AB	R	H	RBI	BB	SO	LOB
Dave Cash, R (1, 4) OBP: 0.356, SLG: 0.374	BBBB 4-0 1B 1B BB		x 0-0 1B 1B 1B	x 0-0 ③ F7			x 0-0 1-2 1B		BBBB 4-0 FC6-5 E BB	3	2	2	0	2	0	0
Chris Speier, R (1, 6) OBP: 0.320, SLG: 0.341	x 0-0 1B 1-3 1B		x 0-0 BB 1B 1-3 SF8 1B		x 0-0 ① L4		x 0-0 ② F9		x 0-0 E4 FC6-5 1-2	5	1	2	0	0	0	3
Ellis Valentine, R (1, 9) OBP: 0.368, SLG: 0.543	x 0-0 1-2 3-H 1B		x 0-0 ① P6		x 0-0 ② 5-3		x 0-0 ③ G3		x 0-0 ② FC6-5 1-2 2-3f	5	0	1	1	0	0	6
Tony Perez, R (1, 3) OBP: 0.350, SLG: 0.449	SSS 0-3 ① K		x 0-0 BB 1-2 3-H 1B		x 0-0 ③ 5-3			x 0-0 6-3 1B 2B	x 0-0 ③ F3	5	1	2	1	0	1	4
Warren Cromartie, L (1, 7) OBP: 0.319, SLG: 0.408	x 0-0 ② F6		BBBB 4-0 1-2 2-3 BB			x 0-0 ① 3-1		x 0-0 ① 6-3 2-3		3	0	0	0	1	0	3
Gary Carter, R (1, 2) OBP: 0.337, SLG: 0.515	x 0-0 ③ F9		x 0-0 ② SF8 3-H			x 0-0 G6-4-3 1B		x 0-0 6-3 3-H 1B		3	0	2	2	0	0	2
Andre Dawson, R (1, 8) OBP: 0.319, SLG: 0.430		x 0-0 ① 5-3	x 0-0 ③ 6-3			x 0-0 ②③ G6-4-3 1-2f		x 0-0 ② 6-3 1-2		4	0	0	0	0	0	4
Larry Parrish, R (1, 5) OBP: 0.312, SLG: 0.393		x 0-0 CS 1B	x 0-0 ① 6-3				x 0-0 FC4-6 1B	x 0-0 ③ 1-3		4	0	2	0	0	0	1
Steve Rogers, R (1, 1) OBP: 0.136, SLG: 0.095 Will McEnaney, L (6, 1) Tom Walker, R (7, 1) Wayne Garrett, L (7, PH) OBP: 0.233, SLG: 0.263 Bill Atkinson, L (8, 1) OBP: 0.500, SLG: 0.500 Del Unser, L (9, PH) OBP: 0.339, SLG: 0.479		x 0-0 ②③ L7 1-2	SSS 0-3 ② K				x 0-0 ① FC4-6 1B 1-2f		SSS 0-3 ① K	2 0 0 1 0 1	0 0 0 0 0 0	0 0 0 0 0 0	0 0 0 0 0 0	1 0 0 0 0 1	1 0 0 1 0 0	1 0 0 0 0 0
Inning Stats	R: 1 E: 0 K: 1 S: 7 H: 2 LOB: 2 BB: 1 P: 11	R: 0 E: 0 K: 0 S: 3 H: 1 LOB: 0 BB: 0 P: 3	R: 2 E: 0 K: 0 S: 6 H: 3 LOB: 2 BB: 1 P: 10	R: 0 E: 0 K: 1 S: 5 H: 0 LOB: 0 BB: 0 P: 5	R: 0 E: 0 K: 0 S: 3 H: 0 LOB: 0 BB: 0 P: 3	R: 0 E: 0 K: 0 S: 3 H: 1 LOB: 0 BB: 0 P: 3	R: 0 E: 0 K: 0 S: 5 H: 2 LOB: 2 BB: 0 P: 5	R: 1 E: 0 K: 0 S: 5 H: 2 LOB: 1 BB: 0 P: 5	R: 0 E: 1 K: 1 S: 6 H: 0 LOB: 2 BB: 1 P: 10	1B: 10 2B: 1 3B: 0 HR: 0	SF: 1 SAC: 0 DP: 1 HBP: 0			WP: 0 PB: 0 SB: 0 CS: 1	PA: 40		

PITCHER		IP	WLS	BF	H	R	ER	SO	BB	IBB	HBP	BLK	WP	HR	S	P	ERA	WHIP
Jack Billingham, R ERA: 3.88	(1, 1)	7.1	W	33	11	4	4	2	2	0	0	0	0	0	35	43	4.91	1.773
Dale Murray, R ERA: 4.5	(8, 1)	1.2		7	0	0	0	1	1	0	0	0	0	0	8	12	0.00	0.600

PITCHER	IP	WLS	BF	H	R	ER	SO	BB	IBB	HBP	BLK	WP	HR	S	P	ERA	WHIP

BOTTOM

Cincinnati Reds @ Montreal Expos

Olympic Stadium, Montreal, QB

Fri Jun 17 1977, 7:05 PM EDT

Att. 26,284 - Unknown

livebaseballscorecards.com

AB	36
R	4
H	11
RBI	4
BB	3
SO	3
LOB	25

Batter	1	2	3	4	5	6	7	8	9	AB	R	H	RBI	BB	SO	LOB
Pete Rose, S (1, 5) OBP: 0.406, SLG: 0.473	BBBB 4-0 1B SF8 BB		x 0-0 ① F7		x 0-0 ① F9		x 0-0 2B	x 0-0 ① FC4-6 1-3 3-H 1B		4	1	2	1	1	0	1
Ken Griffey, L (1, 9) OBP: 0.380, SLG: 0.455	x 0-0 S 1-3 1B		SSS 0-3 ② K		x 0-0 ② F8		x 0-0 ③ 4-3	x 0-0 ③ FC4-6 1-2f		5	0	1	0	0	1	4
Joe Morgan, L (1, 4) OBP: 0.430, SLG: 0.498 Ray Knight, R (8, 4) OBP: 0.438, SLG: 0.600	x 0-0 ① SF8 1-2 3-H		x 0-0 ③ F8		x 0-0 1B			BBBB 4-0 HBP 1B BB	SSS 0-3 ① K2-3	2 1	1 0	1 0	1 0	1 0	0 1	1 0
Dan Driessen, L (1, 3) OBP: 0.348, SLG: 0.440	SSS 0-3 ② K			SSS 0-3 ① K	x 0-0 ③ 3-1			x 0-0 ① P5	SSS 0-3 ② K	5	0	0	0	0	3	3
George Foster, R (1, 7) OBP: 0.385, SLG: 0.616	x 0-0 ③ L5			x 0-0 HR		x 0-0 ① F2		SSS 0-3 ② K	x 0-0 ③ 1-3	5	1	1	1	0	1	2
Johnny Bench, R (1, 2) OBP: 0.322, SLG: 0.525		BBBB 4-0 G4-6-3 BB		x 0-0 4-3 2B		x 0-0 G6-3 1B		H 1-0 BB 1B 1-2 1B HBP		2	1	2	0	1	0	0
Cesar Geronimo, L (1, 8) OBP: 0.345, SLG: 0.441		SSS 0-3 ① K		x 0-0 ② 4-3 2-3		x 0-0 ②③ G6-3 1-2f		x 0-0 BB 1B 1-2 2-H 1B		4	1	1	1	0	1	3
Dave Concepcion, R (1, 6) OBP: 0.340, SLG: 0.380		x 0-0 ②③ G4-6-3 1-2f		4-0 S IBB			x 0-0 E3 CS	BBBB 4-0 1B 1B 1-2 2-3 BB		2	1	0	0	2	0	1
Tom Seaver, R (1, 1) OBP: 0.237, SLG: 0.200			x 0-0 1B	SSS 0-3 ③ K 1-2			SSS 0-3 ①② K 1-2	x 0-0 1B 1-3 2-H 3-H 1B		4	0	2	2	0	2	3
Inning Stats	R: 1 H: 1 E: 0 LOB: 1 K: 1 BB: 1 S: 6 P: 10	R: 0 H: 0 E: 0 LOB: 0 K: 1 BB: 1 S: 4 P: 8	R: 0 H: 1 E: 0 LOB: 1 K: 1 BB: 0 S: 6 P: 6	R: 1 H: 2 E: 0 LOB: 2 K: 2 BB: 1 S: 9 P: 13	R: 0 H: 1 E: 0 LOB: 1 K: 0 BB: 0 S: 4 P: 4	R: 0 H: 1 E: 0 LOB: 0 K: 0 BB: 0 S: 3 P: 3	R: 0 H: 1 E: 1 LOB: 1 K: 1 BB: 0 S: 6 P: 6	R: 4 H: 3 E: 0 LOB: 2 K: 1 BB: 2 S: 8 P: 17	R: 0 H: 0 E: 0 LOB: 0 K: 2 BB: 0 S: 7 P: 7	1B: 7 SF: 1 2B: 2 SAC: 0 3B: 0 DP: 2 HR: 1 HBP: 1						

PITCHER	IP	WLS	BF	H	R	ER	SO	BB	IBB	HBP	BLK	WP	HR	S	P	ERA	WHIP
Santo Alcala, R (1, 1) ERA: 6.75	0.0	L	0	0	0	0	0	0	0	0	0	0	0	0	0	∞	∞
Will McEnaney, L (8, 1) ERA: 3.21	0.1		2	1	0	0	0	0	0	0	0	0	0	2	2	0.00	3.000
Joe Kerrigan, R (9, 1) ERA: 2.55	1.0		3	0	0	0	2	0	0	0	0	0	0	7	7	0.00	0.000

PITCHER	IP	WLS	BF	H	R	ER	SO	BB	IBB	HBP	BLK	WP	HR	S	P	ERA	WHIP

TOP

Cincinnati Reds @ Montreal Expos

Olympic Stadium, Montreal, QB

Sat Jun 18 1977, 3:33 AM EDT

Att. 29,155 - Unknown

livebaseballscorecards.com

AB	34
R	6
H	10
RBI	6
BB	5
SO	9
LOB	18



Batter	1	2	3	4	5	6	7	8	9	AB	R	H	RBI	BB	SO	LOB
Dave Cash, R (1, 4) OBP: 0.355, SLG: 0.372	F9		F9			FC5-4			1B	4	0	1	0	0	0	2
Chris Speier, R (1, 6) OBP: 0.313, SLG: 0.333	K			6-3		K			K	4	0	0	0	0	3	2
Ellis Valentine, R (1, 9) OBP: 0.361, SLG: 0.534	6-3			1-3			F9		F9	4	0	0	0	0	0	1
Tony Perez, R (1, 3) OBP: 0.344, SLG: 0.440		6-3		K			4-3		F9	4	0	0	0	0	1	1
Warren Cromartie, L (1, 7) OBP: 0.319, SLG: 0.407		F7			F7		1B			3	0	1	0	0	0	0
Gary Carter, R (1, 2) OBP: 0.332, SLG: 0.506		5-3			F7		K			3	0	0	0	0	1	1
Andre Dawson, R (1, 8) OBP: 0.314, SLG: 0.422			P4		F9			5-3		3	0	0	0	0	0	0
Larry Parrish, R (1, 5) OBP: 0.312, SLG: 0.392			1B			6-3		K		3	0	1	0	0	1	0
Santo Alcala, R (1, 1) OBP: 0.071, SLG: 0.286 Will McEnaney, L (8, 1) Wayne Garrett, L (8, PH) OBP: 0.227, SLG: 0.256 Joe Kerrigan, R (9, 1)			K			K		F7		2 0 1 0	0 0 0 0	0 0 0 0	0 0 0 0	0 0 0 0	2 0 0 0	1 0 0 0
Inning Stats	R: 0 E: 0 K: 1 S: 5 H: 0 LOB: 0 BB: 0 P: 5	R: 0 E: 0 K: 0 S: 3 H: 0 LOB: 0 BB: 0 P: 3	R: 0 E: 0 K: 1 S: 6 H: 1 LOB: 1 BB: 0 P: 6	R: 0 E: 0 K: 1 S: 5 H: 0 LOB: 0 BB: 0 P: 5	R: 0 E: 0 K: 0 S: 3 H: 0 LOB: 0 BB: 0 P: 3	R: 0 E: 0 K: 2 S: 8 H: 0 LOB: 1 BB: 0 P: 8	R: 0 E: 0 K: 1 S: 6 H: 1 LOB: 1 BB: 0 P: 6	R: 0 E: 0 K: 1 S: 5 H: 0 LOB: 0 BB: 0 P: 5	R: 0 E: 0 K: 1 S: 6 H: 1 LOB: 1 BB: 0 P: 6	1B: 3 2B: 0 3B: 0 HR: 0 SF: 0 SAC: 0 DP: 0 HBP: 0						

PITCHER	IP	WLS	BF	H	R	ER	SO	BB	IBB	HBP	BLK	WP	HR	S	P	ERA	WHIP
Tom Seaver, R (1, 1) ERA: 2.74	9.0	W	31	3	0	0	8	0	0	0	0	1	0	47	47	0.00	0.333

PITCHER	IP	WLS	BF	H	R	ER	SO	BB	IBB	HBP	BLK	WP	HR	S	P	ERA	WHIP

BOTTOM

Cincinnati Reds @ Montreal Expos

Olympic Stadium, Montreal, QB

Sat Jun 18 1977, 3:33 AM EDT

Att. 29,155 - Unknown

livebaseballscorecards.com

AB	31
R	0
H	3
RBI	0
BB	0
SO	8
LOB	8

PB: 0
SB: 0
CS: 0

Batter	1	2	3	4	5	6	7	8	9	AB	R	H	RBI	BB	SO	LOB
Pete Rose, S (1, 5) OBP: 0.402, SLG: 0.465	F8		F7		L9		FC4-6, BB		K, 1-2, 3-H	4	0	0	0	1	1	5
Ken Griffey, L (1, 9) OBP: 0.382, SLG: 0.455	CS, 1B			4-3	1B, 1-3, 2-3, 3-H		FC4-6, 1-2f			4	0	2	1	0	0	1
Dan Driessen, L (1, 3) OBP: 0.351, SLG: 0.441	6-3, 1-2			2B, 1B	1B, 1-2, 3-H			K		4	1	2	1	0	1	1
George Foster, R (1, 7) OBP: 0.383, SLG: 0.614		F2		2B, 1-H	K			4-3		4	0	1	1	0	1	2
Johnny Bench, R (1, 2) OBP: 0.316, SLG: 0.513		K		P6		4-3		4-3		4	0	0	0	0	1	1
Dave Concepcion, R (1, 6) OBP: 0.339, SLG: 0.375		F9		4-3		K			F8, BB, WP, BB	3	1	0	0	1	1	1
Cesar Geronimo, L (1, 8) OBP: 0.344, SLG: 0.434			K		2B, 1B, HBP	1-3			F7	3	1	0	0	0	1	1
Ray Knight, R (1, 4) OBP: 0.450, SLG: 0.611			3-1		1B, 1B, 1-3, 2B		F9		WP, 1-2, BB	3	1	1	0	1	0	0
Woodie Fryman, R (1, 1) OBP: 0.313, SLG: 0.313			1B		1B, HBP		F2		F8, 2-3	1	0	1	0	0	0	0
Tom Hume, R (4, 1) OBP: 0.333, SLG: 1.333										0	0	0	0	0	0	0
Champ Summers, L (5, PH) OBP: 0.261, SLG: 0.524										0	0	0	0	0	0	0
Doug Capilla, L (5, 1)										0	0	0	0	0	0	0
Mike Lum, L (7, PH) OBP: 0.161, SLG: 0.172										1	0	0	0	0	0	0
Dale Murray, R (7, 1)										0	0	0	0	0	0	0
Joe Morgan, L (9, PH) OBP: 0.429, SLG: 0.495										1	0	0	0	0	0	2
Inning Stats	R: 0 E: 0 K: 0 S: 3 H: 1 LOB: 0 BB: 0 P: 3	R: 0 E: 0 K: 1 S: 5 H: 0 LOB: 0 BB: 0 P: 5	R: 0 E: 0 K: 1 S: 6 H: 1 LOB: 0 BB: 0 P: 6	R: 1 E: 0 K: 0 S: 5 H: 2 LOB: 1 BB: 0 P: 5	R: 2 E: 0 K: 1 S: 7 H: 3 LOB: 2 BB: 0 P: 9	R: 0 E: 0 K: 1 S: 5 H: 0 LOB: 0 BB: 0 P: 5	R: 0 E: 0 K: 0 S: 3 H: 0 LOB: 1 BB: 1 P: 7	R: 0 E: 0 K: 1 S: 5 H: 0 LOB: 0 BB: 0 P: 5	R: 1 E: 0 K: 1 S: 5 H: 0 LOB: 1 BB: 2 P: 13	1B: 5 2B: 2 3B: 0 HR: 0 SF: 0 SAC: 0 DP: 0 HBP: 2						

PITCHER	IP	WLS	BF	H	R	ER	SO	BB	IBB	HBP	BLK	WP	HR	S	P	ERA	WHIP
Wayne Twitchell, R (1, 1) ERA: 4.62	5.0	W	22	7	3	3	3	0	0	2	0	0	0	26	28	5.40	1.400
Don Stanhouse, R (6, 1) ERA: 4.43	4.0	S	15	0	1	1	3	3	0	0	0	1	0	18	30	2.25	0.750

PITCHER	IP	WLS	BF	H	R	ER	SO	BB	IBB	HBP	BLK	WP	HR	S	P	ERA	WHIP

TOP

Cincinnati Reds @ Montreal Expos

Olympic Stadium, Montreal, QB

Sun Jun 19 1977, 3:33 AM EDT

Att. 28,179 - Unknown

livebaseballscorecards.com

AB	32
R	4
H	7
RBI	3
BB	3
SO	6
LOB	14

WP: 1 PA: 37
PB: 0
SB: 0
CS: 1

Cincinnati Reds @ Montreal Expos

Olympic Stadium, Montreal, QB

Sun Jun 19 1977, 3:33 AM EDT

Att. 28,179 - Unknown

livebaseballscorecards.com

BOTTOM

Batter	1	2	3	4	5	6	7	8	9	AB	R	H	RBI	BB	SO	LOB
Dave Cash, R (1, 4) OBP: 0.359, SLG: 0.374	F8		BBBB 1B BB 1-2	HR 1B 1-2		BB 1B 1-2		F9		4	1	2	0	1	0	0
Chris Speier, R (1, 6) OBP: 0.316, SLG: 0.332	F9		FC5-4 1B 1-2 2-H	K		K		BBBB 1B BB		4	0	1	1	1	2	4
Ellis Valentine, R (1, 9) OBP: 0.366, SLG: 0.546	K		FC5-4 1-2f	HR 1-H 2-H		BBBB BB 1-2 2-3		1B 1-2		4	1	2	3	1	1	2
Tony Perez, R (1, 3) OBP: 0.341, SLG: 0.432		K		BB HR K		P3		L4		4	1	0	0	1	2	5
Gary Carter, R (1, 2) OBP: 0.335, SLG: 0.522		4-3		HR 1-H	1B		F3			4	1	2	2	0	0	0
Warren Cromartie, L (1, 7) OBP: 0.318, SLG: 0.402 Sam Mejias, R (8, 8) OBP: 0.286, SLG: 0.500		K		BBBB HR BB	K		6-3			3 0	1 0	0 0	0 0	1 0	2 0	0 0
Andre Dawson, R (1, 8) OBP: 0.318, SLG: 0.443 (8, 7)			L6	HR 1-H	L7		1B			4	1	2	2	0	0	0
Larry Parrish, R (1, 5) OBP: 0.315, SLG: 0.388			BBBB 1B BB BB	F9		BBBB FC5-4 BB	4-3			2	1	0	0	2	0	1
Wayne Twitchell, R (1, 1) OBP: 0.214, SLG: 0.154 Don Stanhouse, R (6, 1) OBP: 0.276, SLG: 0.250			K	1B HR 1B		FC5-4 BB 1B 1-2f		F7		2 2	1 0	1 0	0 0	0 0	1 0	1 1
Inning Stats	R: 0 E: 0 K: 1 S: 5 H: 0 LOB: 0 BB: 0 P: 5	R: 0 E: 0 K: 2 S: 7 H: 0 LOB: 0 BB: 0 P: 7	R: 1 E: 0 K: 1 S: 6 H: 1 LOB: 2 BB: 2 P: 14	R: 7 E: 0 K: 2 S: 12 H: 5 LOB: 0 BB: 2 P: 20	R: 0 E: 0 K: 1 S: 5 H: 1 LOB: 0 BB: 0 P: 5	R: 0 E: 0 K: 1 S: 6 H: 1 LOB: 3 BB: 2 P: 14	R: 0 E: 0 K: 0 S: 4 H: 1 LOB: 1 BB: 0 P: 4	R: 0 E: 0 K: 0 S: 4 H: 1 LOB: 2 BB: 1 P: 8		1B: 7 2B: 0 3B: 0 HR: 3	SF: 0 SAC: 0 DP: 0 HBP: 0						

	AB	33
	R	8
	H	10
	RBI	8
	BB	7
	SO	8
	LOB	14

PITCHER		IP	WLS	BF	H	R	ER	SO	BB	IBB	HBP	BLK	WP	HR	S	P	ERA	WHIP
Woodie Fryman, L ERA: 5.97	(1, 1)	3.1	L	18	4	6	6	4	4	0	0	0	0	2	22	38	16.20	2.400
Tom Hume, R ERA: 10.34	(4, 1)	0.2		4	2	2	2	2	0	0	0	0	0	1	8	8	27.00	3.000
Doug Capilla, L ERA: 8.31	(5, 1)	2.0		9	2	0	0	2	2	0	0	0	0	0	11	19	0.00	2.000
Dale Murray, R ERA: 4.28	(7, 1)	2.0		9	2	0	0	0	1	0	0	0	0	0	8	12	0.00	1.500

PITCHER	IP	WLS	BF	H	R	ER	SO	BB	IBB	HBP	BLK	WP	HR	S	P	ERA	WHIP

WP: 0	PB: 0	SB: 0	CS: 0	PA: 40													

Batter	1	2	3	4	5	6	7	8	9	AB	R	H	RBI	BB	SO	LOB
Cesar Cedeno, R (1, 8) OBP: 0.296, SLG: 0.268	5-3	F7		F8			BB, E 1B		5-3	4	1	0	0	1	0	2
Enos Cabell, R (1, 5) OBP: 0.319, SLG: 0.447	HBP, BB 2B	2-H HR			K		1-2 E 1B		F9	5	3	3	2	0	1	0
Jose Cruz, L (1, 9) OBP: 0.324, SLG: 0.408	6-3	F8			F9		F8		S 1B	5	0	1	0	0	0	3
Joe Ferguson, R (1, 2) OBP: 0.379, SLG: 0.450	BB HBP BB		F8		1B		1-H 2-H E4 2B		1-2 6-3	4	0	2	2	1	0	1
Art Howe, R (1, 4) OBP: 0.359, SLG: 0.463	1-2 2-3 BB HBP		G3		F7		G3			3	0	0	0	0	0	2
Craig Cacek, R (1, 3)	1-2 2-3 3-H FC4-6 BB		K			6-3		6-3		3	0	0	1	1	1	0
Jim Fuller, R (1, 7) OBP: 0.125, SLG: 0.125	1-2f FC4-6			FC4-6 1B		4-3		F9		4	0	1	0	0	0	3
Julio Gonzalez, R (1, 6) OBP: 0.286, SLG: 0.342		SH3-4 HR 1B		1-2f FC4-6 SH3-4		G3		F7		4	1	1	0	0	0	1
J.R. Richard, R (1, 1) OBP: 0.167, SLG: 0.343		1-2 SH3-4		1-2 SH3-4			4-3		HR	2	1	1	1	0	0	0
Inning Stats	R: 1 E: 0 K: 0 S: 4 / H: 1 LOB: 3 BB: 2 P: 13	R: 2 E: 0 K: 0 S: 5 / H: 2 LOB: 0 BB: 0 P: 5	R: 0 E: 0 K: 1 S: 5 / H: 0 LOB: 0 BB: 0 P: 5	R: 0 E: 0 K: 0 S: 4 / H: 1 LOB: 1 BB: 0 P: 4	R: 0 E: 0 K: 1 S: 6 / H: 1 LOB: 1 BB: 0 P: 6	R: 0 E: 0 K: 0 S: 3 / H: 0 LOB: 0 BB: 0 P: 3	R: 2 E: 1 K: 0 S: 5 / H: 2 LOB: 1 BB: 1 P: 9	R: 0 E: 0 K: 0 S: 3 / H: 0 LOB: 0 BB: 0 P: 3	R: 1 E: 0 K: 0 S: 5 / H: 2 LOB: 1 BB: 0 P: 5	1B: 5 2B: 2 3B: 0 HR: 2 / SF: 0 SAC: 2 DP: 0 HBP: 1							

TOP

Houston Astros @ Montreal Expos

Olympic Stadium, Montreal, QB

Mon Jun 20 1977, 7:05 PM EDT

Att. 15,949 - Unknown

livebaseballscorecards.com

AB	34
R	6
H	9
RBI	6
BB	3
SO	2
LOB	12

WP: 0 PB: 0 SB: 1 CS: 0 PA: 40

PITCHER	IP	WLS	BF	H	R	ER	SO	BB	IBB	HBP	BLK	WP	HR	S	P	ERA	WHIP
Jackie Brown, R (1, 1) ERA: 3.46	9.0	L	40	9	6	6	2	3	0	1	0	0	2	40	53	6.00	1.333

PITCHER	IP	WLS	BF	H	R	ER	SO	BB	IBB	HBP	BLK	WP	HR	S	P	ERA	WHIP

Houston Astros @ Montreal Expos

Olympic Stadium, Montreal, QB

Mon Jun 20 1977, 7:05 PM EDT

Att. 15,949 - Unknown

BOTTOM

Batter	1	2	3	4	5	6	7	8	9	AB	R	H	RBI	BB	SO	LOB
Dave Cash, R (1, 4) OBP: 0.353, SLG: 0.367	F7	F7			K		5-3		FC4-6 1-2f	5	0	0	0	0	1	1
Chris Speier, R (1, 6) OBP: 0.318, SLG: 0.330	BB E 1B 1B		F9		K		1B		K	4	1	1	0	1	2	1
Ellis Valentine, R (1, 9) OBP: 0.367, SLG: 0.547	1B E 1B 1-2		F7		2B		K		K	5	1	2	0	0	2	2
Tony Perez, R (1, 3) OBP: 0.336, SLG: 0.425	E3 1B 1-2 2-3		K		5-3		K			4	0	0	0	0	2	4
Gary Carter, R (1, 2) OBP: 0.348, SLG: 0.547	1B 1-3 2-H 3-H			E 1B G1-2-3 1B		HR		BB FC4-6		3	1	3	3	1	0	0
Warren Cromartie, L (1, 7) OBP: 0.317, SLG: 0.399	F8			G1-2-3 E 1-2 1B		5-3		F8		4	0	1	0	0	0	3
Andre Dawson, R (1, 8) OBP: 0.316, SLG: 0.438	F9			E5 G1-2-3 1-2 2-3		S 1B		FC4-6 1-2f		4	0	1	0	0	0	5
Larry Parrish, R (1, 5) OBP: 0.311, SLG: 0.383 Wayne Garrett, L (8, PH) OBP: 0.222, SLG: 0.250 (9, 5)		F9		G1-2-3 1-2 2-3 3-Hf	K 1-2			G3		3 1	0 0	0 0	0 0	0 0	1 0	4 1
Jackie Brown, R (1, 1) OBP: 0.143, SLG: 0.100 Del Unser, L (9, PH) OBP: 0.344, SLG: 0.479		4-3		K		6-3			FC4-6 BB	3 0	0 0	0 0	0 0	0 1	1 0	3 0
Inning Stats	R: 2 H: 2 E: 1 LOB: 2 K: 0 BB: 1 S: 6 P: 10	R: 0 H: 0 E: 0 LOB: 0 K: 0 BB: 0 S: 3 P: 3	R: 0 H: 0 E: 0 LOB: 0 K: 1 BB: 0 S: 5 P: 5	R: 0 H: 2 E: 1 LOB: 2 K: 1 BB: 0 S: 7 P: 7	R: 0 H: 1 E: 0 LOB: 1 K: 2 BB: 0 S: 8 P: 8	R: 1 H: 2 E: 0 LOB: 1 K: 1 BB: 0 S: 7 P: 7	R: 0 H: 1 E: 0 LOB: 1 K: 2 BB: 0 S: 8 P: 8	R: 0 H: 0 E: 0 LOB: 1 K: 0 BB: 1 S: 3 P: 7	R: 0 H: 0 E: 0 LOB: 1 K: 2 BB: 1 S: 7 P: 11	1B: 6 2B: 1 3B: 0 HR: 1	SF: 0 SAC: 0 DP: 1 HBP: 0						

livebaseballscorecards.com

AB	36
R	3
H	8
RBI	3
BB	3
SO	9
LOB	24

PITCHER	IP	WLS	BF	H	R	ER	SO	BB	IBB	HBP	BLK	WP	HR	S	P	ERA	WHIP
J.R. Richard, R (1, 1) ERA: 3.25	9.0	W	39	8	3	3	9	3	0	0	0	0	1	54	66	3.00	1.222

PITCHER	IP	WLS	BF	H	R	ER	SO	BB	IBB	HBP	BLK	WP	HR	S	P	ERA	WHIP

Houston Astros @ Montreal Expos

Olympic Stadium, Montreal, QB

Tue Jun 21 1977, 7:05 PM EDT

Att. 15,851 - Unknown

TOP

livebaseballscorecards.com

Batter	1	2	3	4	5	6	7	8	9	AB	R	H	RBI	BB	SO	LOB
Cesar Cedeno, R (1, 8) OBP: 0.291, SLG: 0.263	F7			G3		5-3			F8	4	0	0	0	0	0	0
Enos Cabell, R (1, 5) OBP: 0.314, SLG: 0.440	5-3			5-3		6-3			5-3	4	0	0	0	0	0	0
Jose Cruz, L (1, 9) OBP: 0.320, SLG: 0.401	F8			F9			F7		F8	4	0	0	0	0	0	0
Joe Ferguson, R (1, 2) OBP: 0.383, SLG: 0.453		F9			G5-4-3 1B		1B			3	0	2	0	0	0	0
Art Howe, R (1, 4) (8, 6) OBP: 0.353, SLG: 0.455		F7			G5-4-3 1-2f		SSS K			3	0	0	0	0	1	2
Craig Cacek, R (1, 3) OBP: 0.250, SLG: 0.143		4-3			E 1B		SSS K			3	0	1	0	0	1	1
Jim Fuller, R (1, 7) OBP: 0.158, SLG: 0.158			G3		E4 1-2			G1-4-6-3 1B		3	0	1	0	0	0	1
Roger Metzger, S (1, 6) OBP: 0.235, SLG: 0.271 Bob Watson, R (8, PH) OBP: 0.341, SLG: 0.459 Gene Pentz, R (8, 1) Bo McLaughlin, R (8, 1)			5-3		SSS K			G1-4-6-3 1-2f		2 1 0 0	0 0 0 0	0 0 0 0	0 0 0 0	0 0 0 0	1 0 0 0	2 1 0 0
Ken Forsch, R (1, 1) OBP: 0.125, SLG: 0.125 Ken Boswell, L (8, PH) OBP: 0.313, SLG: 0.268 (8, 4)			6-3			G3		G3		2 1	0 0	0 0	0 0	0 0	0 0	0 0
Inning Stats	R: 0 E: 0 K: 0 S: 3 H: 0 LOB: 0 BB: 0 P: 3	R: 0 E: 0 K: 0 S: 3 H: 0 LOB: 0 BB: 0 P: 3	R: 0 E: 0 K: 0 S: 3 H: 0 LOB: 0 BB: 0 P: 3	R: 0 E: 0 K: 0 S: 3 H: 0 LOB: 0 BB: 0 P: 3	R: 0 E: 1 K: 1 S: 7 H: 2 LOB: 2 BB: 0 P: 7	R: 0 E: 0 K: 0 S: 3 H: 0 LOB: 0 BB: 0 P: 3	R: 0 E: 0 K: 2 S: 8 H: 1 LOB: 1 BB: 0 P: 8	R: 0 E: 0 K: 0 S: 3 H: 1 LOB: 0 BB: 0 P: 3	R: 0 E: 0 K: 0 S: 3 H: 0 LOB: 0 BB: 0 P: 3	1B: 4 2B: 0 3B: 0 HR: 0	SF: 0 SAC: 0 DP: 2 HBP: 0						

	AB	30
	R	0
	H	4
	RBI	0
	BB	0
	SO	3
	LOB	7

WP: 0 PB: 0 SB: 0 CS: 0 PA: 30

PITCHER	IP	WLS	BF	H	R	ER	SO	BB	IBB	HBP	BLK	WP	HR	S	P	ERA	WHIP
Steve Rogers, R (1, 1) ERA: 2.3	9.0	W	30	4	0	0	3	0	0	0	0	0	0	36	36	0.00	0.444

PITCHER	IP	WLS	BF	H	R	ER	SO	BB	IBB	HBP	BLK	WP	HR	S	P	ERA	WHIP

Houston Astros @ Montreal Expos

Olympic Stadium, Montreal, QB

Tue Jun 21 1977, 7:05 PM EDT

Att. 15,851 - Unknown

BOTTOM

livebaseballscorecards.com

Batter	1	2	3	4	5	6	7	8	9	AB	R	H	RBI	BB	SO	LOB
Dave Cash, R (1, 4) OBP: 0.351, SLG: 0.363	BBBB 4-0 CS BB		x 0-0 ③ 5-3			x 0-0 ① 4-3	x 0-0 ③ F8			3	0	0	0	1	0	3
Chris Speier, R (1, 6) OBP: 0.326, SLG: 0.337	BBBB 4-0 ① 1B 1-2 BB			x 0-0 PB 6-3 2B		x 0-0 ② G3		BBBB 4-0 3B BB		2	2	1	0	2	0	0
Warren Cromartie, L (1, 7) OBP: 0.319, SLG: 0.409	x 0-0 G6-3 1-2 1B			x 0-0 ① 6-3 2-H		x 0-0 ③ 5-3		x 0-0 2B 1-H 3B		4	1	2	2	0	0	0
Ellis Valentine, R (1, 9) OBP: 0.369, SLG: 0.555	x 0-0 ②③ G6-3 1-2f			x 0-0 ② 4-3			x 0-0 1B 2B	x 0-0 1B 3-H 2B		4	2	2	1	0	0	2
Gary Carter, R (1, 2) OBP: 0.361, SLG: 0.557		x 0-0 CS 1B		x 0-0 1B			x 0-0 G6-4-3 2-H 1B	x 0-0 3B 2-H 1B		4	1	4	2	0	0	0
Del Unser, L (1, 3) OBP: 0.333, SLG: 0.463		x 0-0 ① F8		x 0-0 ③ F7			x 0-0 ①② SSS G6-4-3 1-2f	x 0-3 ① K		4	0	0	0	0	1	4
Andre Dawson, R (1, 8) OBP: 0.320, SLG: 0.458		SSS 0-3 ②③ K 1-2			x 0-0 ① F8		x 0-0 PB 2B	x 0-0 1-H 3B		4	0	2	1	0	1	1
Wayne Garrett, L (1, 5) OBP: 0.224, SLG: 0.233			x 0-0 ① 4-3		x 0-0 ② F9		BBBB 4-0 S 2-3 BB	x 0-0 ② F9		3	0	0	0	1	0	1
Steve Rogers, R (1, 1) OBP: 0.146, SLG: 0.089			x 0-0 ② G3		x 0-0 ③ 4-3		BBBB 4-0 1-2 BB	x 0-0 ③ F7		3	0	0	0	1	0	1
Inning Stats	R: 0 H: 1 E: 0 LOB: 1 K: 0 BB: 2 S: 2 P: 10	R: 0 H: 1 E: 0 LOB: 1 K: 1 BB: 0 S: 5 P: 5	R: 0 H: 0 E: 0 LOB: 0 K: 0 BB: 0 S: 3 P: 3	R: 1 H: 2 E: 0 LOB: 1 K: 0 BB: 0 S: 5 P: 5	R: 0 H: 0 E: 0 LOB: 0 K: 0 BB: 0 S: 3 P: 3	R: 0 H: 0 E: 0 LOB: 0 K: 0 BB: 0 S: 3 P: 3	R: 1 H: 3 E: 0 LOB: 3 K: 0 BB: 2 S: 5 P: 13	R: 4 H: 4 E: 0 LOB: 1 K: 1 BB: 1 S: 9 P: 13		1B: 5 SF: 0 2B: 5 SAC: 0 3B: 2 DP: 3 HR: 0 HBP: 0						

	AB	31
	R	6
	H	11
	RBI	6
	BB	5
	SO	2
	LOB	12

WP: 0 PA: 36
PB: 2
SB: 1
CS: 2

PITCHER		IP	WLS	BF	H	R	ER	SO	BB	IBB	HBP	BLK	WP	HR	S	P	ERA	WHIP
Ken Forsch, R ERA: 3.27	(1, 1)	7.0	L	28	7	2	2	1	4	0	0	0	0	0	26	42	2.57	1.571
Gene Pentz, R ERA: 3.91	(8, 1)	0.0		4	3	4	4	0	1	0	0	0	0	0	3	7	∞	∞
Bo McLaughlin, R ERA: 4.5	(8, 1)	1.0		4	1	0	0	1	0	0	0	0	0	0	6	6	0.00	1.000

PITCHER	IP	WLS	BF	H	R	ER	SO	BB	IBB	HBP	BLK	WP	HR	S	P	ERA	WHIP

Houston Astros @ Montreal Expos

Olympic Stadium, Montreal, QB

Wed Jun 22 1977, 7:05 PM EDT

Att. 10,070 - Unknown

TOP

livebaseballscorecards.com

Batter	1	2	3	4	5	6	7	8	9	AB	R	H	RBI	BB	SO	LOB
Cesar Cedeno, R (1, 8) OBP: 0.285, SLG: 0.257	5-3		F4		F9		1-3		5-3	5	0	0	0	0	0	2
Enos Cabell, R (1, 5) OBP: 0.312, SLG: 0.435	F8		F4		2-H 1B 1B		6-3		6-3	5	1	1	1	0	0	1
Jose Cruz, L (1, 9) OBP: 0.325, SLG: 0.407	1-3		BBBB 1-2 BB		2-H S 1B 1B		1B 2B		4-3	4	1	2	1	1	0	0
Joe Ferguson, R (1, 2) OBP: 0.389, SLG: 0.456		HR 1B	F2		BBBB 1-2 1B BB		2-H 1B			3	1	2	0	1	0	2
Art Howe, R (1, 4) OBP: 0.356, SLG: 0.456		F8	4-3		1-2 2-H 1B			HR 1B		4	1	2	1	0	0	1
Jim Fuller, R (1, 7) OBP: 0.217, SLG: 0.478		1-H HR	SSS 0-3 K		F9			1-H HR		4	2	2	4	0	1	2
Craig Cacek, R (1, 3) OBP: 0.167, SLG: 0.091		6-3	6-3			6-3		6-3		4	0	0	0	0	0	0
Julio Gonzalez, R (1, 6) OBP: 0.286, SLG: 0.340		5-3			SH3-4 1B 1B	6-3		SSS 0-3 K		4	1	1	0	0	1	0
Floyd Bannister, L (1, 1) OBP: 0.280, SLG: 0.250			BB 1B		SH3-4 1-2	F4		F9		3	0	1	0	0	0	0
Inning Stats	R: 0 E: 0 K: 0 S: 3 H: 0 LOB: 0 BB: 0 P: 3	R: 2 E: 0 K: 0 S: 5 H: 2 LOB: 0 BB: 0 P: 5	R: 0 E: 0 K: 0 S: 4 H: 1 LOB: 2 BB: 1 P: 8	R: 0 E: 0 K: 1 S: 5 H: 0 LOB: 0 BB: 0 P: 5	R: 3 E: 0 K: 0 S: 7 H: 4 LOB: 2 BB: 1 P: 11	R: 0 E: 0 K: 0 S: 3 H: 0 LOB: 0 BB: 0 P: 3	R: 0 E: 0 K: 0 S: 4 H: 2 LOB: 2 BB: 0 P: 4	R: 2 E: 0 K: 1 S: 7 H: 2 LOB: 0 BB: 0 P: 7	R: 0 E: 0 K: 0 S: 3 H: 0 LOB: 0 BB: 0 P: 3	1B: 8 2B: 1 3B: 0 HR: 2	SF: 0 SAC: 1 DP: 0 HBP: 0						

	AB	36
	R	7
	H	11
	RBI	7
	BB	2
	SO	2
	LOB	8

WP: 0 PB: 0 SB: 1 CS: 0 PA: 39

PITCHER		IP	WLS	BF	H	R	ER	SO	BB	IBB	HBP	BLK	WP	HR	S	P	ERA	WHIP
Santo Alcala, R ERA: 7.01	(1, 1)	4.2	L	22	6	5	5	1	2	0	0	0	0	1	22	30	9.64	1.714
Stan Bahnsen, R ERA: 7.23	(5, 1)	0.1		2	1	0	0	0	0	0	0	0	0	0	2	2	0.00	3.000
Tom Walker, R ERA: 7.59	(6, 1)	2.0		7	2	0	0	0	0	0	0	0	0	0	7	7	0.00	1.000
Will McEnaney, L ERA: 3.44	(8, 1)	2.0		8	2	2	2	1	0	0	0	0	0	1	10	10	9.00	1.000

PITCHER	IP	WLS	BF	H	R	ER	SO	BB	IBB	HBP	BLK	WP	HR	S	P	ERA	WHIP

BOTTOM

Batter	1	2	3	4	5	6	7	8	9	AB	R	H	RBI	BB	SO	LOB
Dave Cash, R (1, 4) OBP: 0.350, SLG: 0.361	4-3		2-3 1B		F9			F7		4	0	1	0	0	0	2
Chris Speier, R (1, 6) OBP: 0.324, SLG: 0.332	6-3		F2			BB		4-3		3	0	0	0	1	0	2
Ellis Valentine, R (1, 9) OBP: 0.367, SLG: 0.548	K			CS BB		F8		G3		3	0	0	0	1	1	1
Tony Perez, R (1, 3) OBP: 0.331, SLG: 0.417		6-3		F8		F4			F8	4	0	0	0	0	0	2
Gary Carter, R (1, 2) OBP: 0.354, SLG: 0.545		K		K 1-2		6-3			K	4	0	0	0	0	3	2
Warren Cromartie, L (1, 7) OBP: 0.322, SLG: 0.418		4-3			BB 1B		3B		F9	4	0	2	0	0	0	0
Andre Dawson, R (1, 8) OBP: 0.321, SLG: 0.462			1B 2B		K		F7			3	0	1	0	0	1	2
Pete Mackanin, R (1, 5) OBP: 0.297, SLG: 0.371			K		BB 1-2		F8			2	0	0	0	1	1	2
Santo Alcala, R (1, 1) OBP: 0.067, SLG: 0.267 Stan Bahnsen, R (5, 1) OBP: 0.400, SLG: 0.500 Jose Morales, R (5, PH) OBP: 0.167, SLG: 0.136 Tom Walker, R (6, 1) Sam Mejias, R (7, PH) OBP: 0.267, SLG: 0.467 Will McEnaney, L (8, 1)			K		K		5-3			1 0 1 0 1 0	0 0 0 0 0 0	0 0 0 0 0 0	0 0 0 0 0 0	0 0 0 0 0 0	1 0 1 0 0 0	1 0 2 0 1 0
Inning Stats	R: 0 H: 0 E: 0 LOB: 0 K: 1 BB: 0 S: 5 P: 5	R: 0 H: 0 E: 0 LOB: 0 K: 1 BB: 0 S: 5 P: 5	R: 0 H: 2 E: 0 LOB: 2 K: 2 BB: 0 S: 9 P: 9	R: 0 H: 0 E: 0 LOB: 1 K: 1 BB: 1 S: 4 P: 8	R: 0 H: 1 E: 0 LOB: 2 K: 2 BB: 1 S: 8 P: 12	R: 0 H: 0 E: 0 LOB: 1 K: 0 BB: 1 S: 3 P: 7	R: 0 H: 1 E: 0 LOB: 1 K: 0 BB: 0 S: 4 P: 4	R: 0 H: 0 E: 0 LOB: 0 K: 0 BB: 0 S: 3 P: 3	R: 0 H: 0 E: 0 LOB: 0 K: 1 BB: 0 S: 5 P: 5	1B: 2 2B: 2 3B: 1 HR: 0	SF: 0 SAC: 0 DP: 1 HBP: 0			WP: 0 PB: 0 SB: 0 CS: 1	PA: 33		

PITCHER	IP	WLS	BF	H	R	ER	SO	BB	IBB	HBP	BLK	WP	HR	S	P	ERA	WHIP
Floyd Bannister, L (1, 1) ERA: 4.66	9.0	W	33	4	0	0	8	3	0	0	0	0	0	46	58	0.00	0.778

PITCHER	IP	WLS	BF	H	R	ER	SO	BB	IBB	HBP	BLK	WP	HR	S	P	ERA	WHIP

Houston Astros @ Montreal Expos

Olympic Stadium, Montreal, QB

Wed Jun 22 1977, 7:05 PM EDT

Att. 10,070 - Unknown

livebaseballscorecards.com

AB	30
R	0
H	4
RBI	0
BB	3
SO	8
LOB	17

Batter	1	2	3	4	5	6	7	8	9	10	AB	R	H	RBI	BB	SO	LOB
Dave Cash, R (1, 4) OBP: 0.344, SLG: 0.355	F6		4-3	6-3			F7			6-3	5	0	0	0	0	0	1
Chris Speier, R (1, 6) OBP: 0.326, SLG: 0.330	1-3		BB		4-3		5-3			1B	4	0	1	0	1	0	0
Ellis Valentine, R (1, 9) OBP: 0.360, SLG: 0.537	6-3		F6		L9			4-3		K	5	0	0	0	0	1	2
Tony Perez, R (1, 3) OBP: 0.328, SLG: 0.426		HR		F9	K			6-3		K	5	1	1	1	0	2	1
Gary Carter, R (1, 2) OBP: 0.347, SLG: 0.534		F8		5-3		5-3		F7			4	0	0	0	0	0	0
Warren Cromartie, L (1, 7) OBP: 0.321, SLG: 0.415		L8		3B 1B		L8				F6	4	1	1	0	0	0	0
Sam Mejias, R (9, 8) OBP: 0.267, SLG: 0.467											0	0	0	0	0	0	0
Andre Dawson, R (1, 8) OBP: 0.324, SLG: 0.474		L3		1-H 2B 3B						6-3	4	1	2	1	0	0	0
(9, 7)						1B											
Larry Parrish, R (1, 5) OBP: 0.319, SLG: 0.398			HR	2B IBB		1-3				BB	2	2	1	1	2	0	1
Wayne Twitchell, R (1, 1) OBP: 0.235, SLG: 0.250			K	1-H 3-H 2B			K			K	3	0	1	2	0	2	0
Will McEnaney, L (8, 1)											0	0	0	0	0	0	0
Joe Kerrigan, R (8, 1)											1	0	0	0	0	1	1
Inning Stats	R: 0 E: 0 K: 0 S: 3 / H: 0 LOB: 0 BB: 0 P: 3	R: 1 E: 0 K: 0 S: 4 / H: 1 LOB: 0 BB: 0 P: 4	R: 1 E: 0 K: 1 S: 6 / H: 1 LOB: 1 BB: 1 P: 10	R: 3 E: 0 K: 0 S: 6 / H: 3 LOB: 1 BB: 1 P: 10	R: 0 E: 0 K: 1 S: 5 / H: 0 LOB: 0 BB: 0 P: 5	R: 0 E: 0 K: 0 S: 4 / H: 1 LOB: 1 BB: 0 P: 4	R: 0 E: 0 K: 1 S: 5 / H: 0 LOB: 0 BB: 0 P: 5	R: 0 E: 0 K: 0 S: 3 / H: 0 LOB: 0 BB: 0 P: 3	R: 0 E: 0 K: 1 S: 5 / H: 0 LOB: 1 BB: 1 P: 9	R: 0 E: 0 K: 2 S: 8 / H: 1 LOB: 1 BB: 0 P: 8	1B: 3 2B: 1 3B: 1 HR: 2	SF: 0 SAC: 0 DP: 0 HBP: 0					

PITCHER		IP	WLS	BF	H	R	ER	SO	BB	IBB	HBP	BLK	WP	HR	S	P	ERA	WHIP
Jim Rooker, L ERA: 3.72	(1, 1)	3.2		18	5	5	5	1	1	1	0	0	0	2	18	26	12.27	1.636
Larry Demery, R ERA: 5.89	(4, 1)	4.1		14	1	0	0	2	0	0	0	0	0	0	18	18	0.00	0.231
Grant Jackson, L ERA: 3.51	(9, 1)	1.0		4	0	0	0	1	1	0	0	0	0	0	5	9	0.00	1.000
Rich Gossage, R ERA: 1.34	(10, 1)	1.0	W	4	1	0	0	2	0	0	0	0	0	0	8	8	0.00	1.000

PITCHER	IP	WLS	BF	H	R	ER	SO	BB	IBB	HBP	BLK	WP	HR	S	P	ERA	WHIP

TOP

Montreal Expos @ Pittsburgh Pirates

Three Rivers Stadium, Pittsburgh, PA

Fri Jun 24 1977, 7:05 PM EDT

Att. 27,650 - Unknown

livebaseballscorecards.com

AB	37
R	5
H	7
RBI	5
BB	3
SO	6
LOB	6

WP: 0	PB: 0	SB: 0	CS: 0
PA: 40			

Batter	1	2	3	4	5	6	7	8	9	10	AB	R	H	RBI	BB	SO	LOB
Rennie Stennett, R (1, 4) OBP: 0.363, SLG: 0.389	F8			4-3			6-3	F8	F8		5	0	0	0	0	0	4
Phil Garner, R (1, 5) (9, 6) OBP: 0.291, SLG: 0.375	K			6-3			L8	BB		1B	4	1	1	0	1	1	0
Dave Parker, L (1, 9) OBP: 0.399, SLG: 0.559	4-3			4-3			K	BB		IBB	3	0	0	1	2	1	0
Bill Robinson, R (1, 7) (9, 5) OBP: 0.320, SLG: 0.500		F4			6-3			HR 5-3		1B	5	1	2	1	0	0	3
Al Oliver, L (1, 8) (9, 7) OBP: 0.324, SLG: 0.453		1-3			6-3			HR	F7		4	1	1	2	0	0	0
Willie Stargell, L (1, 3) OBP: 0.396, SLG: 0.606		K			4-3			1B	1B		4	1	2	0	0	1	0
Bruce Kison, R (9, PR) OBP: 0.259, SLG: 0.385											0	1	0	0	0	0	0
Rich Gossage, R (10, 1) OBP: 0.333, SLG: 0.444											0	0	0	0	0	0	0
Ed Ott, L (1, 2) OBP: 0.389, SLG: 0.405			F8			4-3		BB 1-3	1B 1-3		4	1	2	0	0	0	0
Frank Taveras, R (1, 6) OBP: 0.310, SLG: 0.292			4-3			4-3		BB 1-2	1B 1-2		2	0	0	0	0	0	0
Fernando Gonzalez, R (8, PH) OBP: 0.300, SLG: 0.417											1	0	1	1	0	0	0
Grant Jackson, S (9, 1) OBP: 0.500, SLG: 1.000											0	0	0	0	0	0	0
Bobby Tolan, L (9, PH) (10, 3) OBP: 0.276, SLG: 0.192											1	0	1	1	0	0	0
Jim Rooker, R (1, 1) OBP: 0.233, SLG: 0.179			K			4-3		F7	F8		1	0	0	0	0	1	0
Larry Demery, R (4, 1) OBP: 0.214, SLG: 0.357											1	0	0	0	0	1	0
Mario Mendoza, R (8, PH) OBP: 0.188, SLG: 0.250											0	0	0	0	0	0	0
Omar Moreno, L (8, PH) (9, 8) OBP: 0.282, SLG: 0.307											2	0	0	0	0	0	4
Inning Stats	R: 0 E: 0 K: 1 S: 5 H: 0 LOB: 0 BB: 0 P: 5	R: 0 E: 0 K: 1 S: 5 H: 0 LOB: 0 BB: 0 P: 5	R: 0 E: 0 K: 1 S: 5 H: 0 LOB: 0 BB: 0 P: 5	R: 0 E: 0 K: 0 S: 3 H: 0 LOB: 0 BB: 0 P: 3	R: 0 E: 0 K: 0 S: 3 H: 0 LOB: 0 BB: 0 P: 3	R: 0 E: 0 K: 1 S: 5 H: 0 LOB: 0 BB: 0 P: 5	R: 0 E: 0 K: 1 S: 5 H: 0 LOB: 0 BB: 0 P: 5	R: 4 E: 0 K: 0 S: 8 H: 5 LOB: 3 BB: 2 P: 16	R: 1 E: 0 K: 0 S: 6 H: 3 LOB: 2 BB: 0 P: 6	R: 1 E: 0 K: 0 S: 2 H: 2 LOB: 2 BB: 1 P: 6	1B: 8 2B: 1 3B: 0 HR: 1 SF: 0 SAC: 0 DP: 0 HBP: 0	WP: 0 PB: 0 SB: 0 CS: 0 PA: 40					

PITCHER		IP	WLS	BF	H	R	ER	SO	BB	IBB	HBP	BLK	WP	HR	S	P	ERA	WHIP
Wayne Twitchell, R ERA: 4.53	(1, 1)	7.0		24	3	3	3	5	0	0	0	0	0	1	34	34	3.86	0.429
Will McEnaney, L ERA: 3.62	(8, 1)	0.0		2	2	0	0	0	0	0	0	0	0	0	2	2	∞	∞
Joe Kerrigan, R ERA: 2.84	(8, 1)	2.0	L	14	5	3	3	0	2	1	0	0	0	0	11	23	13.50	3.500

PITCHER	IP	WLS	BF	H	R	ER	SO	BB	IBB	HBP	BLK	WP	HR	S	P	ERA	WHIP

BOTTOM

Montreal Expos @ Pittsburgh Pirates

Three Rivers Stadium, Pittsburgh, PA

Fri Jun 24 1977, 7:05 PM EDT
Att. 27,650 - Unknown

livebaseballscorecards.com

AB	37
R	6
H	10
RBI	6
BB	3
SO	5
LOB	11

Montreal Expos @ Pittsburgh Pirates

Three Rivers Stadium, Pittsburgh, PA

Sat Jun 25 1977, 3:33 AM EDT

Att. 7,721 - Unknown

TOP

Batter	1	2	3	4	5	6	7	8	9	AB	R	H	RBI	BB	SO	LOB
Dave Cash, R (1, 4) OBP: 0.346, SLG: 0.357	0-0 S 2B 1B		0-0 6-3 ①		0-0 G4-6-3 ②③ 1-2f			0-0 6-3 ② 2-3		1	1	1	0	0	0	0
Pepe Frias, R (1, 4) OBP: 0.045, SLG: 0.045										3	0	0	0	0	0	2
Chris Speier, R (1, 6) OBP: 0.333, SLG: 0.340	0-0 9-5 1-H 2B		0-0 4-3 ②			0-0 G6-4-3 1B		B B B B 4-0 BB BB		3	0	2	1	1	0	0
Bill Atkinson, L (8, 1) OBP: 0.500, SLG: 0.500										0	0	0	0	0	0	0
Ellis Valentine, R (1, 9) OBP: 0.356, SLG: 0.530	0-0 9-5 ①② 2-3f		0-0 6-3 ③			0-0 G6-4-3 ①② 1-2f		B B B B 4-0 BB 1-2		3	0	0	0	0	0	2
Sam Mejias, R (6, 9) OBP: 0.313, SLG: 0.467										0	0	0	0	1	0	0
Tony Perez, R (1, 3) OBP: 0.326, SLG: 0.422	S S S 0-3 K ③			0-0 L8 ①		0-0 F8 ③		0-0 G1 ③		2	0	0	0	0	1	0
Del Unser, L (5, 3) OBP: 0.328, SLG: 0.456										2	0	0	0	0	0	3
Gary Carter, R (1, 2) OBP: 0.345, SLG: 0.528		0-0 FC1-6 BB SF7 1B		0-0 5-3 ②			0-0 5-3 ①		S S S 0-3 K ① S	4	1	1	0	0	1	0
Warren Cromartie, L (1, 7) OBP: 0.327, SLG: 0.418		B B B B 4-0 FC1-6 1-2 BB		0-0 FC6-4 1B			0-0 L8 ②		0-0 1B	3	0	2	0	1	0	0
Andre Dawson, R (1, 8) OBP: 0.318, SLG: 0.463		0-0 FC1-6 ① 1-2f 2-3		0-0 FC6-4 ③ 1-2f			S S S 0-3 K ③		S S S 0-3 K ② S	4	0	0	0	0	2	4
Larry Parrish, R (1, 5) OBP: 0.319, SLG: 0.404		0-0 SF7 ② 3-H			0-0 F8 ①			0-0 6-3 2B	0-0 L3 ③	2	0	1	1	0	0	0
Pete Mackanin, R (8, 6) OBP: 0.289, SLG: 0.361										1	0	0	0	0	0	1
Jackie Brown, R (1, 1) OBP: 0.136, SLG: 0.095		0-0 F8 ③			0-0 G4-6-3 1B			S S S 0-3 K ① S		1	0	0	0	0	0	1
Don Stanhouse, R (3, 1) OBP: 0.276, SLG: 0.250										0	0	0	0	0	0	0
Jose Morales, R (5, PH) OBP: 0.200, SLG: 0.174										1	0	1	0	0	0	0
Tom Walker, R (5, 1)										0	0	0	0	0	0	0
Wayne Garrett, L (8, PH) OBP: 0.220, SLG: 0.227										1	0	0	0	0	1	1
(8, 5)																

livebaseballscorecards.com

Inning Stats	1	2	3	4	5	6	7	8	9
	R: 1 H: 2 E: 0 LOB: 0 K: 1 BB: 0 S: 6 P: 6	R: 1 H: 1 E: 0 LOB: 1 K: 0 BB: 1 S: 4 P: 8	R: 0 H: 0 E: 0 LOB: 0 K: 0 BB: 0 S: 3 P: 3	R: 0 H: 1 E: 0 LOB: 1 K: 0 BB: 0 S: 4 P: 4	R: 0 H: 1 E: 0 LOB: 0 K: 0 BB: 0 S: 3 P: 3	R: 0 H: 1 E: 0 LOB: 0 K: 0 BB: 0 S: 3 P: 3	R: 0 H: 0 E: 0 LOB: 0 K: 1 BB: 0 S: 5 P: 5	R: 0 H: 1 E: 0 LOB: 3 K: 1 BB: 2 S: 6 P: 14	R: 0 H: 1 E: 0 LOB: 1 K: 2 BB: 0 S: 8 P: 8

| | | | | | | | | | | | | | | | |

BOTTOM

Montreal Expos @ Pittsburgh Pirates

Three Rivers Stadium, Pittsburgh, PA

Sat Jun 25 1977, 3:33 AM EDT

Att. 7,721 - Unknown

Batter	1	2	3	4	5	6	7	8	9	AB	R	H	RBI	BB	SO	LOB
Rennie Stennett, R (1, 4) OBP: 0.363, SLG: 0.402	F8	E 1B 1-2 3-H	HR 1-H		F3		F9			5	1	2	3	0	0	0
Phil Garner, R (1, 5) OBP: 0.302, SLG: 0.383	1B	F7 1-2 2-3	S BB B B B B		G6-3 BB B B B B			1B 2B		3	1	2	0	2	0	2
Dave Parker, L (1, 9) OBP: 0.397, SLG: 0.566 Omar Moreno, L (7, 8) OBP: 0.285, SLG: 0.311	G4		HR F6 1-2		G6-3 1-2f			1-3 1B 2-H		4 1	1 0	1 1	1 1	0 0	0 0	3 0
Bill Robinson, R (1, 7) OBP: 0.318, SLG: 0.494 Jerry Hairston, S (7, 9) OBP: 0.417, SLG: 0.367	F5		HR 1B	E5 E 1B		F8		1-3 1-2		4 1	2 0	1 0	0 0	0 0	0 0	1 1
Al Oliver, L (1, 8) OBP: 0.323, SLG: 0.462 Fernando Gonzalez, R (7, 7) OBP: 0.293, SLG: 0.405		L4 1-H	HR 1-H	E6 4-3 1B 1-2		F9		F3		4 1	1 0	1 0	2 0	0 0	0 0	1 1
Willie Stargell, L (1, 3) OBP: 0.389, SLG: 0.593 Bobby Tolan, L (5, 3) OBP: 0.290, SLG: 0.214		4-3	F4	F9		1B		6-3		3 2	0 0	0 1	0 0	0 0	0 0	2 1
Ed Ott, L (1, 2) OBP: 0.394, SLG: 0.422		1B 2B	4-3	4-3 1-2 2-H		4-3				4	1	2	1	0	0	1
Frank Taveras, R (1, 6) OBP: 0.313, SLG: 0.297 Mario Mendoza, R (9, 6) OBP: 0.188, SLG: 0.250		1B 1B HBP	S 1B 2B	4-3 1-2 2-3			F2			3 0	2 0	1 0	0 0	0 0	0 0	2 0
Bruce Kison, R (1, 1) OBP: 0.290, SLG: 0.400		E 1B 1B 1-3 2-H	HR 2-H	5-3			K			4	1	2	2	0	1	2
Inning Stats	R: 0 E: 0 K: 0 S: 4 H: 1 LOB: 1 BB: 0 P: 4	R: 2 E: 1 K: 0 S: 6 H: 3 LOB: 2 BB: 0 P: 7	R: 6 E: 0 K: 0 S: 9 H: 6 LOB: 1 BB: 1 P: 13	R: 1 E: 2 K: 0 S: 6 H: 1 LOB: 2 BB: 0 P: 6	R: 0 E: 0 K: 0 S: 2 H: 0 LOB: 0 BB: 1 P: 6	R: 0 E: 0 K: 0 S: 4 H: 1 LOB: 1 BB: 0 P: 4	R: 0 E: 0 K: 1 S: 5 H: 0 LOB: 0 BB: 0 P: 5	R: 1 E: 0 K: 0 S: 5 H: 2 LOB: 1 BB: 0 P: 5		1B: 8 2B: 3 3B: 0 HR: 3 SF: 0 SAC: 0 DP: 1 HBP: 1						

livebaseballscorecards.com

AB	39
R	10
H	14
RBI	10
BB	2
SO	1
LOB	17

PITCHER	IP	WLS	BF	H	R	ER	SO	BB	IBB	HBP	BLK	WP	HR	S	P	ERA	WHIP
Jackie Brown, R (1, 1) ERA: 3.9	2.0	L	14	7	5	5	0	0	0	1	0	0	2	13	14	22.50	3.500
Don Stanhouse, R (3, 1) ERA: 4.64	2.0		13	4	4	3	0	1	0	0	0	0	1	12	16	13.50	2.500
Tom Walker, R (5, 1) ERA: 5.93	3.0		10	1	0	0	1	1	0	0	0	0	0	11	15	0.00	0.667
Bill Atkinson, R (8, 1) ERA: 3.45	1.0		5	2	1	1	0	0	0	0	0	0	0	5	5	9.00	2.000

PITCHER	IP	WLS	BF	H	R	ER	SO	BB	IBB	HBP	BLK	WP	HR	S	P	ERA	WHIP

Batter	1	2	3	4	5	6	7	8	9	AB	R	H	RBI	BB	SO	LOB
Dave Cash, R (1, 4) OBP: 0.347, SLG: 0.356	F9		FC6-4 1B		BB		L3		4-3	4	0	1	0	1	0	0
Chris Speier, R (1, 6) OBP: 0.328, SLG: 0.333	1-3		FC6-4 1-2f		4-3			1-3		4	0	0	0	0	0	2
Ellis Valentine, R (1, 9) OBP: 0.358, SLG: 0.546	HR		L8			L8		HR 2B		4	2	2	1	0	0	1
Tony Perez, R (1, 3) OBP: 0.328, SLG: 0.436	1B			F8		4-3		2-H HR		4	1	2	2	0	0	0
Gary Carter, R (1, 2) OBP: 0.348, SLG: 0.530	L8			BB		E 2B		1-3		3	1	1	0	1	0	1
Warren Cromartie, L (1, 7) OBP: 0.330, SLG: 0.419		L3		F8		E2 2-H 1B		1B		4	0	2	1	0	0	1
Andre Dawson, R (1, 8) OBP: 0.316, SLG: 0.459		CS 1B		5-3		F8		5-3		4	0	1	0	0	0	3
Larry Parrish, R (1, 5) OBP: 0.314, SLG: 0.396		K 1-2			F3		F4		K	4	0	0	0	0	2	1
Steve Rogers, R (1, 1) OBP: 0.137, SLG: 0.083			F4		K		2-3		K	3	0	0	0	0	1	0
Joe Kerrigan, R (8, 1)										0	0	0	0	0	0	0
Wayne Garrett, L (9, PH) OBP: 0.216, SLG: 0.222										1	0	0	0	0	1	0
Inning Stats	R: 1 E: 0 K: 0 S: 5 H: 2 LOB: 1 BB: 0 P: 5	R: 0 E: 0 K: 1 S: 5 H: 1 LOB: 0 BB: 0 P: 5	R: 0 E: 0 K: 0 S: 4 H: 1 LOB: 1 BB: 0 P: 4	R: 0 E: 0 K: 0 S: 3 H: 0 LOB: 1 BB: 1 P: 7	R: 0 E: 0 K: 1 S: 5 H: 0 LOB: 1 BB: 1 P: 9	R: 1 E: 1 K: 0 S: 5 H: 2 LOB: 1 BB: 0 P: 5	R: 0 E: 0 K: 0 S: 3 H: 0 LOB: 0 BB: 0 P: 3	R: 2 E: 0 K: 0 S: 6 H: 3 LOB: 1 BB: 0 P: 6	R: 0 E: 0 K: 2 S: 7 H: 0 LOB: 0 BB: 0 P: 7	1B: 5 2B: 2 3B: 0 HR: 2 SF: 0 SAC: 0 DP: 0 HBP: 0	WP: 0 PB: 0 SB: 0 CS: 1 PA: 37					

PITCHER		IP	WLS	BF	H	R	ER	SO	BB	IBB	HBP	BLK	WP	HR	S	P	ERA	WHIP
John Candelaria, L ERA: 2.05	(1, 1)	5.0		20	4	1	1	2	2	0	0	0	0	1	22	30	1.80	1.200
Kent Tekulve, R ERA: 2.74	(6, 1)	3.0	W	14	5	3	3	0	0	0	0	0	0	1	14	14	9.00	1.667
Rich Gossage, R ERA: 1.31	(9, 1)	1.0	S	3	0	0	0	2	0	0	0	0	0	0	7	7	0.00	0.000

PITCHER	IP	WLS	BF	H	R	ER	SO	BB	IBB	HBP	BLK	WP	HR	S	P	ERA	WHIP

TOP

Montreal Expos @ Pittsburgh Pirates

Three Rivers Stadium, Pittsburgh, PA

Sun Jun 26 1977, 3:33 AM EDT

Unknown

livebaseballscorecards.com

AB	35
R	4
H	9
RBI	4
BB	2
SO	4
LOB	9

Batter	1	2	3	4	5	6	7	8	9	AB	R	H	RBI	BB	SO	LOB
Rennie Stennett, R (1, 4) OBP: 0.364, SLG: 0.414	6-3		F3		HR		CS 1B 1-H	F8 1-2 3-H		5	1	2	2	0	0	1
Phil Garner, R (1, 5) OBP: 0.301, SLG: 0.381	L9		S 1B		L8		F9			4	1	1	0	0	0	1
Dave Parker, L (1, 9) OBP: 0.402, SLG: 0.568	E9 1B		CS 1B 1-H		FC5-4 1B		K 1-2			4	0	3	1	0	1	1
Bill Robinson, R (1, 7) OBP: 0.313, SLG: 0.485 Kent Tekulve, R (6, 1) OBP: 0.400, SLG: 0.400 Jerry Hairston, S (8, PH) OBP: 0.405, SLG: 0.355 Rich Gossage, R (9, 1) OBP: 0.333, SLG: 0.444	F2		K 1-2		FC5-4 1-2f			4-3		3 0 1 0	0 0 0 0	0 0 0 0	0 0 0 0	0 0 0 0	1 0 0 0	3 0 0 0
Al Oliver, L (1, 8) (6, 7) OBP: 0.329, SLG: 0.479		6-3 2B 1B		4-3		4-3 1B		HR		4	2	3	1	0	0	0
Bobby Tolan, L (1, 3) OBP: 0.286, SLG: 0.194		6-3 1-2		4-3		4-3 1-2		1B E BB		3	1	0	0	1	0	2
Ed Ott, L (1, 2) OBP: 0.408, SLG: 0.448		2-H 2B		FC6-4 1B		F8		E8 1-H E 1B		4	1	3	1	0	0	1
Frank Taveras, R (1, 6) OBP: 0.309, SLG: 0.292		6-3		FC6-4 1-2f		6-3		6-3		4	0	0	0	0	0	4
John Candelaria, L (1, 1) OBP: 0.200, SLG: 0.152 Omar Moreno, L (5, PH) OBP: 0.290, SLG: 0.313 (6, 8)		5-3			K		S 1B	S BB		1 2	0 1	0 1	0 1	0 1	0 1	1 0
Inning Stats	R: 0 E: 1 K: 0 S: 4 H: 1 LOB: 1 BB: 0 P: 4	R: 1 E: 0 K: 0 S: 5 H: 2 LOB: 1 BB: 0 P: 5	R: 1 E: 0 K: 1 S: 6 H: 2 LOB: 0 BB: 0 P: 6	R: 0 E: 0 K: 0 S: 4 H: 1 LOB: 1 BB: 0 P: 4	R: 1 E: 0 K: 1 S: 7 H: 2 LOB: 1 BB: 0 P: 7	R: 0 E: 0 K: 1 S: 4 H: 1 LOB: 1 BB: 0 P: 4	R: 1 E: 0 K: 1 S: 6 H: 2 LOB: 0 BB: 0 P: 6	R: 3 E: 2 K: 0 S: 5 H: 2 LOB: 2 BB: 2 P: 13		1B: 10 2B: 1 3B: 0 HR: 2 SF: 0 SAC: 0 DP: 0 HBP: 0						

BOTTOM

Montreal Expos @ Pittsburgh Pirates

Three Rivers Stadium, Pittsburgh, PA

Sun Jun 26 1977, 3:33 AM EDT

Unknown

livebaseballscorecards.com

AB	35
R	7
H	13
RBI	5
BB	2
SO	3
LOB	14

PITCHER		IP	WLS	BF	H	R	ER	SO	BB	IBB	HBP	BLK	WP	HR	S	P	ERA	WHIP
Steve Rogers, R ERA: 2.5	(1, 1)	7.1	L	34	13	7	5	3	1	0	0	0	0	2	39	43	6.14	1.909
Joe Kerrigan, R ERA: 2.8	(8, 1)	0.2		3	0	0	0	0	1	0	0	0	0	0	2	6	0.00	1.500

PITCHER	IP	WLS	BF	H	R	ER	SO	BB	IBB	HBP	BLK	WP	HR	S	P	ERA	WHIP

Montreal Expos @ Pittsburgh Pirates

Three Rivers Stadium, Pittsburgh, PA

Sun Jun 26 1977, 3:38 AM EDT

Att. 20,583 - Unknown

TOP

livebaseballscorecards.com

Batter	1	2	3	4	5	6	7	8	9	AB	R	H	RBI	BB	SO	LOB
Pepe Frias, R (1, 4) OBP: 0.080, SLG: 0.080	S 1B		F8			6-3	K		1B 3B	3	0	1	0	0	0	0
Pete Mackanin, R (7, PH) OBP: 0.300, SLG: 0.421 (7, 4)										2	1	1	0	0	1	1
Chris Speier, R (1, 6) OBP: 0.333, SLG: 0.341	L8 1-2			9-5 2B		1B 1B		BBBB 1B 1B 1B BB	F3	4	1	2	0	1	0	2
Ellis Valentine, R (1, 9) OBP: 0.363, SLG: 0.547	L9			9-5 2-3f		1-2 1B		1-2 1B 1B	G1-6-3 3-H 1B	5	1	3	1	0	0	2
Wayne Garrett, L (1, 5) OBP: 0.214, SLG: 0.220	L8			SSS K		F7		1-2 2-3 1B	G1-6-3 1-2f	5	1	1	0	0	1	4
Warren Cromartie, L (1, 7) OBP: 0.332, SLG: 0.419		4-3			L8		BBBB HR BB	1-2 2-H 3-H 1B		3	1	1	2	1	0	0
Del Unser, L (1, 3) OBP: 0.326, SLG: 0.450		F8			4-3		F3	1-3 2-H S 1B		4	0	1	1	0	0	1
Sam Mejias, R (1, 8) OBP: 0.350, SLG: 0.611		F9			BBBB BB		1-H HR	F9		3	1	1	2	1	0	2
Tim Blackwell, S (1, 2)			F6		F7		G3	F7		4	0	0	0	0	0	3
Stan Bahnsen, R (1, 1) OBP: 0.286, SLG: 0.333			F2			SSS K	1B	1-2 F7		2	0	0	0	0	1	0
Gary Carter, R (7, PH) OBP: 0.351, SLG: 0.532										1	0	1	0	0	0	0
Will McEnaney, L (7, 1)										1	0	0	0	0	0	2
Inning Stats	R: 0 E: 0 K: 0 S: 4 H: 1 LOB: 1 BB: 0 P: 4	R: 0 E: 0 K: 0 S: 3 H: 0 LOB: 0 BB: 0 P: 3	R: 0 E: 0 K: 0 S: 3 H: 0 LOB: 0 BB: 0 P: 3	R: 0 E: 0 K: 1 S: 5 H: 1 LOB: 0 BB: 0 P: 5	R: 0 E: 0 K: 0 S: 3 H: 0 LOB: 1 BB: 1 P: 7	R: 0 E: 0 K: 1 S: 7 H: 2 LOB: 2 BB: 0 P: 7	R: 2 E: 0 K: 1 S: 7 H: 2 LOB: 1 BB: 1 P: 11	R: 3 E: 0 K: 0 S: 7 H: 4 LOB: 2 BB: 1 P: 11	R: 1 E: 0 K: 0 S: 4 H: 2 LOB: 0 BB: 0 P: 4	1B: 9 2B: 2 3B: 1 HR: 1 SF: 0 SAC: 0 DP: 2 HBP: 0						

	AB	37
	R	6
	H	12
	RBI	6
	BB	3
	SO	3
	LOB	17

WP: 0 PB: 0 SB: 2 CS: 0 PA: 40

PITCHER		IP	WLS	BF	H	R	ER	SO	BB	IBB	HBP	BLK	WP	HR	S	P	ERA	WHIP
Odell Jones, R ERA: 5.13	(1, 1)	6.1		25	5	2	2	2	2	0	0	0	0	1	27	35	2.84	1.105
Larry Demery, R ERA: 6.0	(7, 1)	0.2		4	1	1	1	1	1	0	0	0	0	0	5	9	13.50	3.000
Rich Gossage, R ERA: 1.58	(8, 1)	1.0	L	7	4	2	2	0	0	0	0	0	0	0	7	7	18.00	4.000
Grant Jackson, L ERA: 3.71	(9, 1)	1.0		4	2	1	1	0	0	0	0	0	0	0	4	4	9.00	2.000

PITCHER	IP	WLS	BF	H	R	ER	SO	BB	IBB	HBP	BLK	WP	HR	S	P	ERA	WHIP

Montreal Expos @ Pittsburgh Pirates

Three Rivers Stadium, Pittsburgh, PA

Sun Jun 26 1977, 3:38 AM EDT

Att. 20,583 - Unknown

BOTTOM

Batter	1	2	3	4	5	6	7	8	9	AB	R	H	RBI	BB	SO	LOB
Rennie Stennett, R (1, 4) OBP: 0.359, SLG: 0.407	K		L3			F9		L9		4	0	0	0	0	1	0
Phil Garner, R (1, 5) OBP: 0.300, SLG: 0.379	K			E S HR 1B		6-3		1-3		4	1	1	0	0	1	0
Dave Parker, L (1, 9) OBP: 0.400, SLG: 0.567	G3			F9		1B 2B			6-3	4	1	1	0	0	0	1
Bill Robinson, R (1, 7) OBP: 0.328, SLG: 0.514		1-5-3 1B		1-H HR		FC4-6 2-H 1B			PB 1B	4	1	4	3	0	0	0
Al Oliver, L (1, 8) OBP: 0.324, SLG: 0.472		1-5-3 1-2		L3		FC4-6 1-2f			F9 1-2	4	0	0	0	0	0	3
Willie Stargell, L (1, 3) OBP: 0.386, SLG: 0.580		F6	K				G3		FC5-4 BB	3	0	0	0	1	1	1
Ed Ott, L (1, 2) OBP: 0.396, SLG: 0.433 Jim Fregosi, R (9, PH) OBP: 0.293, SLG: 0.333		L8			K		4-3		FC5-4 1-2f	3 1	0 0	0 0	0 0	0 0	1 0	1 2
Mario Mendoza, R (1, 6) OBP: 0.158, SLG: 0.211			5-3		F9		6-3			3	0	0	0	0	0	0
Odell Jones, R (1, 1) OBP: 0.200, SLG: 0.200 Larry Demery, R (7, 1) OBP: 0.214, SLG: 0.357 Rich Gossage, R (8, 1) OBP: 0.333, SLG: 0.444 Fernando Gonzalez, R (8, PH) OBP: 0.286, SLG: 0.395 Grant Jackson, S (9, 1) OBP: 0.500, SLG: 1.000			4-3		6-3			6-3		2 0 0 1 0	0 0 0 0 0	0 0 0 0 0	0 0 0 0 0	0 0 0 0 0	0 0 0 0 0	0 0 0 0 0
Inning Stats	R: 0 H: 0 E: 0 LOB: 0 K: 2 BB: 0 S: 7 P: 7	R: 0 H: 1 E: 0 LOB: 1 K: 0 BB: 0 S: 4 P: 4	R: 0 H: 0 E: 0 LOB: 0 K: 0 BB: 0 S: 3 P: 3	R: 2 H: 2 E: 0 LOB: 0 K: 1 BB: 0 S: 7 P: 7	R: 0 H: 0 E: 0 LOB: 0 K: 1 BB: 0 S: 5 P: 5	R: 1 H: 2 E: 0 LOB: 1 K: 0 BB: 0 S: 5 P: 5	R: 0 H: 0 E: 0 LOB: 0 K: 0 BB: 0 S: 3 P: 3	R: 0 H: 0 E: 0 LOB: 0 K: 0 BB: 0 S: 3 P: 3	R: 0 H: 1 E: 0 LOB: 2 K: 0 BB: 1 S: 4 P: 8	1B: 4 SF: 0 2B: 1 SAC: 0 3B: 0 DP: 0 HR: 1 HBP: 0						

livebaseballscorecards.com

AB	33
R	3
H	6
RBI	3
BB	1
SO	4
LOB	8

WP: 0 PA: 34
PB: 1
SB: 1
CS: 0

PITCHER		IP	WLS	BF	H	R	ER	SO	BB	IBB	HBP	BLK	WP	HR	S	P	ERA	WHIP
Stan Bahnsen, R ERA: 6.85	(1, 1)	6.0		23	5	3	3	4	0	0	0	0	0	1	31	31	4.50	0.833
Will McEnaney, L ERA: 3.42	(7, 1)	3.0	W	11	1	0	0	0	1	0	0	0	0	0	10	14	0.00	0.667

PITCHER	IP	WLS	BF	H	R	ER	SO	BB	IBB	HBP	BLK	WP	HR	S	P	ERA	WHIP

Batter	1	2	3	4	5	6	7	8	9	AB	R	H	RBI	BB	SO	LOB
Ivan De Jesus, R (1, 6) OBP: 0.330, SLG: 0.356	F7		1B BLK 1B		4-3		SF8 3-H			3	0	1	1	0	0	0
Larry Biittner, L (1, 7) OBP: 0.339, SLG: 0.409	HR		1-3 1B			K	FC4-6 1-2f			4	1	2	1	0	1	1
Bill Buckner, L (1, 3) OBP: 0.305, SLG: 0.377	P6		K			F8	F9			4	0	0	0	0	1	3
Bobby Murcer, L (1, 9) OBP: 0.377, SLG: 0.475	BB		P9			1B		F8		3	0	1	0	1	0	2
Jerry Morales, R (1, 8) OBP: 0.379, SLG: 0.475	K			F7		L9		F9		4	0	0	0	0	1	2
Steve Ontiveros, S (1, 5) OBP: 0.384, SLG: 0.397 Bruce Sutter, R (8, 1)		F8		K			2B 1B 1B	6-3		4 0	1 0	1 0	0 0	0 0	1 0	0 0
Steve Swisher, R (1, 2) OBP: 0.271, SLG: 0.385		F7		F9			1B 1B 1-3 2B		K	4	1	1	0	0	1	0
Mick Kelleher, R (1, 4) OBP: 0.281, SLG: 0.375		6-3			G3-6-4 1B		1B SF8 2-3 3-H 1B		P1	4	1	2	1	0	0	0
Bill Bonham, R (1, 1) OBP: 0.200, SLG: 0.229 Greg Gross, L (7, PH) OBP: 0.310, SLG: 0.282 Gene Clines, R (7, PH) OBP: 0.417, SLG: 0.480 Paul Reuschel, R (7, 1) Dave Rosello, R (8, 5) OBP: 0.262, SLG: 0.297			K		G3-6-4 1-2f		FC4-6 1-3 3-H 1B		F9	2 0 1 0 1	0 0 0 0 0	0 0 1 0 0	0 0 1 0 0	0 0 0 0 0	1 0 0 0 0	1 0 0 0 0
Inning Stats	R: 1 E: 0 K: 1 S: 10 H: 1 LOB: 1 BB: 1 P: 14	R: 0 E: 0 K: 0 S: 3 H: 0 LOB: 0 BB: 0 P: 3	R: 0 E: 0 K: 2 S: 12 H: 2 LOB: 2 BB: 0 P: 13	R: 0 E: 0 K: 1 S: 5 H: 0 LOB: 0 BB: 0 P: 5	R: 0 E: 0 K: 0 S: 6 H: 1 LOB: 0 BB: 0 P: 7	R: 0 E: 0 K: 1 S: 6 H: 1 LOB: 1 BB: 0 P: 6	R: 3 E: 0 K: 0 S: 7 H: 4 LOB: 1 BB: 0 P: 7	R: 0 E: 0 K: 0 S: 3 H: 0 LOB: 0 BB: 0 P: 3	R: 0 E: 0 K: 1 S: 5 H: 0 LOB: 0 BB: 0 P: 5	1B: 7 2B: 1 3B: 0 HR: 1 SF: 1 SAC: 0 DP: 1 HBP: 0						

PITCHER		IP	WLS	BF	H	R	ER	SO	BB	IBB	HBP	BLK	WP	HR	S	P	ERA	WHIP
Santo Alcala, R ERA: 6.9	(1, 1)	6.0	L	26	8	4	4	5	1	0	0	1	0	1	45	51	6.00	1.500
Will McEnaney, L ERA: 3.35	(7, 1)	1.0		4	1	0	0	0	0	0	0	0	0	0	4	4	0.00	1.000
Joe Kerrigan, R ERA: 2.68	(8, 1)	2.0		6	0	0	0	1	0	0	0	0	0	0	8	8	0.00	0.000

PITCHER		IP	WLS	BF	H	R	ER	SO	BB	IBB	HBP	BLK	WP	HR	S	P	ERA	WHIP

TOP

Chicago Cubs @ Montreal Expos

Olympic Stadium, Montreal, QB

Mon Jun 27 1977, 7:05 PM EDT

Att. 14,197 - Unknown - 78 F

livebaseballscorecards.com

AB	34
R	4
H	9
RBI	4
BB	1
SO	6
LOB	9

WP: 0 PB: 0 SB: 0 CS: 0

PA: 36

Batter	1	2	3	4	5	6	7	8	9	AB	R	H	RBI	BB	SO	LOB
Dave Cash, R (1, 4) OBP: 0.346, SLG: 0.358	WP, 1B, 2B	1-3			6-3		K			4	1	1	0	0	1	2
Chris Speier, R (1, 6) OBP: 0.340, SLG: 0.343	1B, 1B, BB	BB			G6-4-3, 1B			5-3		2	1	1	0	2	0	0
Ellis Valentine, R (1, 9) OBP: 0.361, SLG: 0.542	S, 1B, 1B	K			G6-4-3			5-3		4	1	1	1	0	1	3
Tony Perez, R (1, 3) OBP: 0.327, SLG: 0.433	G5-4-3, 1B		1-3			F8		F7		4	0	1	2	0	0	0
Gary Carter, R (1, 2) OBP: 0.345, SLG: 0.522	G5-4-3		K			6-3			6-3	4	0	0	0	0	1	1
Warren Cromartie, L (1, 7) OBP: 0.331, SLG: 0.416	1B		P6			1-3			4-3	4	0	1	0	0	0	0
Andre Dawson, R (1, 8) OBP: 0.315, SLG: 0.451	4-3			5-3			F9		BB	3	0	0	0	1	0	1
Wayne Garrett, L (1, 5) OBP: 0.233, SLG: 0.241		SH1-4, 1B		1-3			1B		K2-3	4	0	2	0	0	1	1
Santo Alcala, R (1, 1) OBP: 0.063, SLG: 0.250		SH1-4		1-3			L8			1	0	0	0	0	0	0
Will McEnaney, L (7, 1)										0	0	0	0	0	0	0
Jose Morales, R (7, PH) OBP: 0.192, SLG: 0.167										1	0	0	0	0	0	1
Joe Kerrigan, R (8, 1)										0	0	0	0	0	0	0
Inning Stats	R: 3 E: 0 K: 0 S: 9 H: 4 LOB: 1 BB: 1 P: 13	R: 0 E: 0 K: 1 S: 7 H: 1 LOB: 2 BB: 1 P: 13	R: 0 E: 0 K: 1 S: 5 H: 0 LOB: 0 BB: 0 P: 5	R: 0 E: 0 K: 0 S: 3 H: 0 LOB: 0 BB: 0 P: 3	R: 0 E: 0 K: 0 S: 3 H: 1 LOB: 0 BB: 0 P: 3	R: 0 E: 0 K: 0 S: 3 H: 0 LOB: 0 BB: 0 P: 3	R: 0 E: 0 K: 1 S: 6 H: 1 LOB: 1 BB: 0 P: 6	R: 0 E: 0 K: 0 S: 3 H: 0 LOB: 0 BB: 0 P: 3	R: 0 E: 0 K: 1 S: 5 H: 0 LOB: 1 BB: 1 P: 9	1B: 6 2B: 1 3B: 0 HR: 0	SF: 0 SAC: 1 DP: 2 HBP: 0						

PITCHER		IP	WLS	BF	H	R	ER	SO	BB	IBB	HBP	BLK	WP	HR	S	P	ERA	WHIP
Bill Bonham, R ERA: 3.67	(1, 1)	6.0	W	24	6	3	3	2	2	0	0	0	1	0	30	40	4.50	1.333
Paul Reuschel, R ERA: 1.23	(7, 1)	1.0		4	1	0	0	1	0	0	0	0	0	0	6	6	0.00	1.000
Bruce Sutter, R ERA: 0.69	(8, 1)	2.0	S	7	0	0	0	1	1	0	0	0	0	0	8	12	0.00	0.500

PITCHER	IP	WLS	BF	H	R	ER	SO	BB	IBB	HBP	BLK	WP	HR	S	P	ERA	WHIP

BOTTOM

Chicago Cubs @ Montreal Expos

Olympic Stadium, Montreal, QB

Mon Jun 27 1977, 7:05 PM EDT

Att. 14,197 - Unknown - 78 F

livebaseballscorecards.com

AB	31
R	3
H	7
RBI	3
BB	3
SO	4
LOB	9

Batter	1	2	3	4	5	6	7	8	9	10	AB	R	H	RBI	BB	SO	LOB
Ivan De Jesus, R (1, 6) OBP: 0.326, SLG: 0.351	x 0-0 G3 ①		x 0-0 F3 ①		x 0-0 L8 ③			S S S 0-3 K ②		x 0-0 SF7 ② 3-H	4	0	0	0	0	1	1
Greg Gross, L (10, PH) OBP: 0.306, SLG: 0.282											0	0	0	1	0	0	0
Manny Trillo, R (10, 4) OBP: 0.392, SLG: 0.492											0	0	0	0	0	0	0
Larry Biittner, L (1, 7) OBP: 0.332, SLG: 0.400	x 0-0 6-3 ②		x 0-0 5-3 ②			x 0-0 1-3 ①		x 0-0 5-3 ③		x 0-0 F8 ③	5	0	0	0	0	0	2
Bill Buckner, L (1, 3) OBP: 0.296, SLG: 0.365	x 0-0 F5 ③		x 0-0 6-3 ③			x 0-0 L8 ②			x 0-0 P7 ①		4	0	0	0	0	0	0
Bobby Murcer, L (1, 9) OBP: 0.375, SLG: 0.469		B B B B 4-0 1B FC1-2-5-1 BB		B B B S S F X 3-2 P6 ①		S S S 0-3 K ③			x 0-0 F8 ②		3	0	0	0	1	1	0
Jerry Morales, R (1, 8) OBP: 0.381, SLG: 0.488		x 0-0 FC1-2-5-1 1-3 1B 1B		x 0-0 HR			x 0-0 6-3 ①		x 0-0 F8 ③		4	2	2	1	0	0	0
Steve Ontiveros, S (1, 5) OBP: 0.382, SLG: 0.394	B B S S F S 2-3 K ①		B B B S S F F F 3-3 F C K ②				B S S F F X 1-2 5-3 ②			x 0-0 1B SH SF8 1B	4	1	1	0	0	2	2
Steve Swisher, R (1, 2) OBP: 0.260, SLG: 0.368	x 0-0 FC1-2-5-1 1B 1-2 3-H ②		x 0-0 1-3 ③				x 0-0 6-3 ③			x 0-0 SH SF8 1B SF7 1-2	3	1	0	0	0	0	2
Mick Kelleher, R (1, 4) OBP: 0.333, SLG: 0.400 (10, 6)	x 0-0 1-2 2-H 1B			B B S S F X 2-2 6-3 ①				B B B B 4-0 SH3-4 BB		x 0-0 SF8 1-2 2-3 1B	3	0	2	1	1	0	0
Rick Reuschel, R (1, 1) OBP: 0.211, SLG: 0.270	x 0-0 P5 ③			x 0-0 F7 ②				x 0-0 SH3-4 ① 1-2		x 0-0 SF8 ① 1-2 2-3 3-H	2	0	0	0	0	0	2
Gene Clines, R (10, PH) OBP: 0.413, SLG: 0.480											0	0	0	1	0	0	0
Bruce Sutter, R (10, 1)											0	0	0	0	0	0	0
Inning Stats	R: 0 E: 0 K: 0 S: 3 H: 0 LOB: 0 BB: 0 P: 3	R: 1 E: 0 K: 1 S: 8 H: 2 LOB: 2 BB: 1 P: 14	R: 0 E: 0 K: 0 S: 3 H: 0 LOB: 0 BB: 0 P: 3	R: 1 E: 0 K: 1 S: 15 H: 1 LOB: 0 BB: 0 P: 21	R: 0 E: 0 K: 0 S: 6 H: 0 LOB: 0 BB: 0 P: 8	R: 0 E: 0 K: 1 S: 5 H: 0 LOB: 0 BB: 0 P: 5	R: 0 E: 0 K: 0 S: 7 H: 0 LOB: 0 BB: 0 P: 8	R: 0 E: 0 K: 1 S: 5 H: 0 LOB: 1 BB: 1 P: 9	R: 0 E: 0 K: 0 S: 3 H: 0 LOB: 0 BB: 0 P: 3	R: 2 E: 0 K: 0 S: 6 H: 2 LOB: 1 BB: 0 P: 6	1B: 4 2B: 0 3B: 0 HR: 1 SF: 2 SAC: 2 DP: 0 HBP: 0						

PITCHER		IP	WLS	BF	H	R	ER	SO	BB	IBB	HBP	BLK	WP	HR	S	P	ERA	WHIP
Wayne Twitchell, R ERA: 4.25	(1, 1)	8.0		29	3	2	2	4	2	0	0	0	0	1	52	71	2.25	0.625
Will McEnaney, L ERA: 3.62	(9, 1)	1.0	L	6	2	2	2	0	0	0	0	0	0	0	6	6	18.00	2.000
Joe Kerrigan, R ERA: 2.63	(10, 1)	1.0		3	0	0	0	0	0	0	0	0	0	0	3	3	0.00	0.000

PITCHER	IP	WLS	BF	H	R	ER	SO	BB	IBB	HBP	BLK	WP	HR	S	P	ERA	WHIP

TOP

Chicago Cubs @ Montreal Expos

Olympic Stadium, Montreal, QB

Tue Jun 28 1977, 7:05 PM EDT
Att. 18,955 - Unknown

livebaseballscorecards.com

AB	32
R	4
H	5
RBI	4
BB	2
SO	4
LOB	9

WP: 0	PA: 38		
PB: 0			
SB: 0			
CS: 0			

Chicago Cubs @ Montreal Expos

Olympic Stadium, Montreal, QB

Tue Jun 28 1977, 7:05 PM EDT

Att. 18,955 - Unknown

livebaseballscorecards.com

Batter	1	2	3	4	5	6	7	8	9	10	AB	R	H	RBI	BB	SO	LOB
Dave Cash, R (1, 4) OBP: 0.342, SLG: 0.353	5-3		L1-6			L9		K			4	0	0	0	0	1	1
Chris Speier, R (1, 6) OBP: 0.339, SLG: 0.338	BB			K		F8			6-3		3	0	0	0	1	1	0
Ellis Valentine, R (1, 9) OBP: 0.356, SLG: 0.534	1-3			6-3			6-3		L9		4	0	0	0	0	0	1
Tony Perez, R (1, 3) OBP: 0.323, SLG: 0.426	L9			4-3			F7		3-1		4	0	0	0	0	0	1
Gary Carter, R (1, 2) OBP: 0.343, SLG: 0.517		K			2-3		6-3			2B, 1B	4	0	1	0	0	1	0
Warren Cromartie, L (1, 7) OBP: 0.337, SLG: 0.422		G1-6-3, 1B			5-3, BB			6-3		1-3, 2B	3	0	2	0	1	0	0
Andre Dawson, R (1, 8) OBP: 0.314, SLG: 0.447		G1-6-3			5-3			HR, 1B		K	4	1	1	0	0	1	4
Wayne Garrett, L (1, 5) OBP: 0.250, SLG: 0.310			L1-6, SH1-4, 1B		K			HR		L7	4	1	2	2	0	1	3
Wayne Twitchell, R (1, 1) OBP: 0.222, SLG: 0.235			SH1-4			1-3		5-3		5-3	1	0	0	0	0	0	0
Jose Morales, R (8, PH) OBP: 0.185, SLG: 0.160											1	0	0	0	0	0	0
Will McEnaney, L (9, 1)											0	0	0	0	0	0	0
Joe Kerrigan, R (10, 1)											0	0	0	0	0	0	0
Larry Parrish, R (10, PH) OBP: 0.312, SLG: 0.394											1	0	0	0	0	0	2

Inning Stats	1	2	3	4	5	6	7	8	9	10
	R: 0 E: 0 K: 0 S: 6	H: 0 LOB: 1 BB: 1 P: 10	R: 0 E: 0 K: 1 S: 5	H: 1 LOB: 0 BB: 0 P: 5	R: 0 E: 0 K: 0 S: 6	H: 1 LOB: 0 BB: 0 P: 9	R: 0 E: 0 K: 1 S: 5	H: 0 LOB: 0 BB: 0 P: 5	R: 0 E: 0 K: 1 S: 5	H: 0 LOB: 1 BB: 1 P: 9
	R: 0 E: 0 K: 0 S: 3	H: 0 LOB: 0 BB: 0 P: 3	R: 0 E: 0 K: 0 S: 6	H: 0 LOB: 0 BB: 0 P: 8	R: 2 E: 0 K: 1 S: 10	H: 2 LOB: 0 BB: 0 P: 11	R: 0 E: 0 K: 0 S: 3	H: 0 LOB: 0 BB: 0 P: 3	R: 0 E: 0 K: 1 S: 7	H: 2 LOB: 2 BB: 0 P: 7

	1B	SF	PA
	4	0	36
	2	1	
	2	2	
	0	0	
	1	0	

	WP	PB	SB	CS
	0	0	0	0

PITCHER	IP	WLS	BF	H	R	ER	SO	BB	IBB	HBP	BLK	WP	HR	S	P	ERA	WHIP
Rick Reuschel, R (1, 1) ERA: 2.37	9.0	W	31	4	2	2	4	2	0	0	0	0	1	49	63	2.00	0.667
Bruce Sutter, R (10, 1) ERA: 0.68	1.0	S	5	2	0	0	1	0	0	0	0	0	0	7	7	0.00	2.000

PITCHER	IP	WLS	BF	H	R	ER	SO	BB	IBB	HBP	BLK	WP	HR	S	P	ERA	WHIP

AB	33
R	2
H	6
RBI	2
BB	2
SO	5
LOB	12

Batter	1	2	3	4	5	6	7	8	9	AB	R	H	RBI	BB	SO	LOB
Ivan De Jesus, R (1, 6) OBP: 0.321, SLG: 0.346	F8		6-3			6-3		6-3		4	0	0	0	0	0	3
Larry Biittner, L (1, 7) OBP: 0.331, SLG: 0.397	3-1		2-H 1B			F8		1-3		4	0	1	0	0	0	2
Bill Buckner, L (1, 3) OBP: 0.295, SLG: 0.369	2B			4-3			F8		L9	4	0	1	0	0	0	0
Bobby Murcer, L (1, 9) OBP: 0.373, SLG: 0.465	K			4-3			1B		F7	4	0	1	0	0	1	1
Jerry Morales, R (1, 8) OBP: 0.379, SLG: 0.488		1-3		F9			L7		2B	4	0	1	0	0	0	1
Steve Ontiveros, S (1, 5) OBP: 0.375, SLG: 0.387		G3			L7		K		F7	4	0	0	0	0	1	2
Steve Swisher, R (1, 2) OBP: 0.250, SLG: 0.352		P8			5-3			5-3		3	0	0	0	0	0	0
Mick Kelleher, R (1, 4) OBP: 0.342, SLG: 0.405			G1-3 1B 1B		5-3			2B 1B		2	0	1	0	0	0	0
Donnie Moore, L (5, 1) OBP: 0.200, SLG: 0.200										0	0	0	0	0	0	0
Greg Gross, L (8, PH) OBP: 0.314, SLG: 0.292										1	0	1	0	0	0	0
Jim Todd, L (8, 1)										0	0	0	0	0	0	0
Ray Burris, R (1, 1) OBP: 0.205, SLG: 0.243			G1-3 1-2			F3		1-3 2B		1	0	0	0	0	0	1
Manny Trillo, R (5, 4) OBP: 0.392, SLG: 0.496										2	0	1	0	0	0	0
Inning Stats	R: 0 E: 0 K: 1 S: 6 H: 1 LOB: 1 BB: 0 P: 6	R: 0 E: 0 K: 0 S: 3 H: 0 LOB: 0 BB: 0 P: 3	R: 0 E: 0 K: 0 S: 4 H: 2 LOB: 2 BB: 0 P: 4	R: 0 E: 0 K: 0 S: 3 H: 0 LOB: 0 BB: 0 P: 3	R: 0 E: 0 K: 0 S: 3 H: 0 LOB: 0 BB: 0 P: 3	R: 0 E: 0 K: 0 S: 6 H: 0 LOB: 0 BB: 0 P: 8	R: 0 E: 0 K: 1 S: 6 H: 1 LOB: 1 BB: 0 P: 6	R: 0 E: 0 K: 0 S: 5 H: 2 LOB: 2 BB: 0 P: 5	R: 0 E: 0 K: 0 S: 4 H: 1 LOB: 1 BB: 0 P: 4	1B: 4 2B: 3 3B: 0 HR: 0	SF: 0 SAC: 0 DP: 0 HBP: 0						

PITCHER		IP	WLS	BF	H	R	ER	SO	BB	IBB	HBP	BLK	WP	HR	S	P	ERA	WHIP
Jackie Brown, R ERA: 3.53	(1, 1)	9.0	W	33	7	0	0	2	0	0	0	0	0	0	40	42	0.00	0.778

PITCHER	IP	WLS	BF	H	R	ER	SO	BB	IBB	HBP	BLK	WP	HR	S	P	ERA	WHIP

TOP

Chicago Cubs @ Montreal Expos

Olympic Stadium, Montreal, QB

Wed Jun 29 1977, 7:05 PM EDT

Att. 13,249 - Unknown - 73 F

livebaseballscorecards.com

AB	33
R	0
H	7
RBI	0
BB	0
SO	2
LOB	10

WP: 0 PB: 0 SB: 0 CS: 0 PA: 33

Batter	1	2	3	4	5	6	7	8	9	AB	R	H	RBI	BB	SO	LOB
Dave Cash, R (1, 4) OBP: 0.340, SLG: 0.351	0-0 ① 6-3	0-0 1-3 3-H 1B		0-0 ② SF8 3-H		B S S F F X 1-2 ① F8		X 0-0 ① 6-3		4	0	1	2	0	0	0
Chris Speier, R (1, 6) OBP: 0.340, SLG: 0.333	B B B B 4-0 1B BB	S S S 0-3 ③ K		B B S S F F X 2-2 ③ L8 1-2 2-H		B B B S S S F F B 4-2 BB		X 0-0 ② L4		3	0	0	0	2	1	3
Ellis Valentine, R (1, 9) OBP: 0.357, SLG: 0.532	0-0 1-2 1B	X 0-0 ① F9			X 0-0 FC6-4 1B	X 0-0 ② F7		X 0-0 ③ L6		5	0	2	0	0	0	1
Tony Perez, R (1, 3) OBP: 0.318, SLG: 0.419 Del Unser, L (9, 3) OBP: 0.326, SLG: 0.450	X 0-0 ② P4	X 0-0 ② F3			X 0-0 ① FC6-4 2B 1B 1-2f	X 0-0 ③ 4-3				4 0	1 0	0 0	0 0	0 0	0 0	4 0
Gary Carter, R (1, 2) OBP: 0.342, SLG: 0.512	B B B S S F F F 3-2 F X ③ L8	X 0-0 ③ F9			X 0-0 ② F9		B B S S F X 2-2 FC6-4 1B 1B			4	0	1	0	0	0	3
Warren Cromartie, L (1, 7) OBP: 0.342, SLG: 0.431		X 0-0 G3 1B FC6-2-5 1B		X 0-0 FC3 1B SF8 1B	X 0-0 1B 1-3 1B 2B		X 0-0 ① L7			4	2	3	0	0	0	1
Andre Dawson, R (1, 8) OBP: 0.327, SLG: 0.458		X 0-0 FC6-2-5 G3 1-2 1B 1B		X 0-0 S FC3 1-2 E 1B	X 0-0 1B 2-3 3-H 1B		X 0-0 FC6-4 1-2 1B			4	2	4	1	0	0	0
Wayne Garrett, L (1, 5) OBP: 0.250, SLG: 0.306		X 0-0 ① G3 1-2 2-3		X 0-0 FC3 E 1-2 2-3	X 0-0 1-2 3-H 1B		X 0-0 ② FC6-4 1-2f 2-3			4	0	1	1	0	0	6
Jackie Brown, R (1, 1) OBP: 0.115, SLG: 0.080		X 0-0 ② FC6-2-5 1B 2-3 3-H		B S S F F S 1-3 ① K	S S S 0-3 ③ K		X 0-0 ③ 6-3			4	0	0	0	0	2	9
Inning Stats	R: 0 H: 1 E: 0 LOB: 2 K: 0 BB: 1 S: 11 P: 18	R: 1 H: 3 E: 0 LOB: 2 K: 1 BB: 0 S: 8 P: 8	R: 0 H: 0 E: 0 LOB: 0 K: 0 BB: 0 S: 3 P: 3	R: 2 H: 2 E: 0 LOB: 1 K: 1 BB: 0 S: 14 P: 17	R: 2 H: 4 E: 0 LOB: 2 K: 1 BB: 0 S: 9 P: 9	R: 0 H: 0 E: 0 LOB: 1 K: 0 BB: 1 S: 10 P: 15	R: 0 H: 2 E: 0 LOB: 2 K: 0 BB: 0 S: 8 P: 10	R: 0 H: 0 E: 0 LOB: 0 K: 0 BB: 0 S: 3 P: 3		1B: 11 SF: 1 2B: 1 SAC: 0 3B: 0 DP: 0 HR: 0 HBP: 0						WP: 0 PA: 39 PB: 0 SB: 1 CS: 0

PITCHER		IP	WLS	BF	H	R	ER	SO	BB	IBB	HBP	BLK	WP	HR	S	P	ERA	WHIP
Ray Burris, R ERA: 4.4	(1, 1)	4.2	L	26	10	5	4	2	1	0	0	0	0	0	42	52	7.71	2.357
Donnie Moore, R ERA: 3.05	(5, 1)	2.1		10	2	0	0	1	1	0	0	0	0	0	21	28	0.00	1.286
Jim Todd, R ERA: 9.27	(8, 1)	1.0		3	0	0	0	0	0	0	0	0	0	0	3	3	0.00	0.000

PITCHER	IP	WLS	BF	H	R	ER	SO	BB	IBB	HBP	BLK	WP	HR	S	P	ERA	WHIP

BOTTOM

Chicago Cubs @ Montreal Expos

Olympic Stadium, Montreal, QB

Wed Jun 29 1977, 7:05 PM EDT

Att. 13,249 - Unknown - 73 F

livebaseballscorecards.com

AB	36
R	5
H	12
RBI	4
BB	2
SO	3
LOB	27

New York Mets @ Montreal Expos

Olympic Stadium, Montreal, QB

Thu Jun 30 1977, 7:05 PM EDT

Att. 11,289 - Unknown

TOP

livebaseballscorecards.com

Batter	1	2	3	4	5	6	7	8	9	AB	R	H	RBI	BB	SO	LOB
Lenny Randle, S (1, 5) OBP: 0.401, SLG: 0.413	BB 1B		2-3			FC5 1B 1-2	G3-2-3 1-2 2-3 3-Hf		1-2 1B	5	0	3	0	0	0	3
Bud Harrelson, S (1, 6) OBP: 0.273, SLG: 0.253	BBB 1-2 G1-4-3 BB			G6-4-3 1B		F8 FC5 1-2 2-3 1B	F7		F7	4	0	2	0	1	0	5
Steve Henderson, R (1, 7) OBP: 0.297, SLG: 0.400	1-2f G1-4-3			1-2f G6-4-3		FC5 1-2 2-3f 3-H		F8		4	0	0	1	0	0	4
John Milner, L (1, 3) OBP: 0.364, SLG: 0.471		SSS K		SSS K		F8 2-3		F8		4	0	0	0	0	2	2
John Stearns, R (1, 2) OBP: 0.403, SLG: 0.542		2B			HR	F7		P4		4	1	2	1	0	0	2
Ed Kranepool, L (1, 9) OBP: 0.332, SLG: 0.494		5-3			4-3		SH S BB 1B		SH5-3 5-3 2B	3	0	1	0	0	0	1
Lee Mazzilli, S (7, PR) (7, 8) OBP: 0.313, SLG: 0.288										1	2	1	0	0	0	0
Joel Youngblood, R (1, 8) (7, 9) OBP: 0.292, SLG: 0.238		SSS K			6-3		BBBB BB SH 1-2 G3-2-3 BB		2-3 SH5-3	2	0	0	0	1	1	1
Doug Flynn, R (1, 4) OBP: 0.208, SLG: 0.255			F5-3		F4-3		SH G3-2-3 BB 1-2 2-3		3-H 5-3	2	0	0	0	0	0	0
Mike Vail, R (9, PH) OBP: 0.365, SLG: 0.454										1	0	0	1	0	0	0
Felix Millan, R (9, 4) OBP: 0.251, SLG: 0.257										0	0	0	0	0	0	0
Pat Zachry, R (1, 1) OBP: 0.138, SLG: 0.107			3-1			BBBB 1B 1B FC5 1B	G3-2-3 1-2 2-3 3-H BB		S CI 1B	1	0	0	0	0	0	0
Bobby Valentine, R (6, PH) OBP: 0.247, SLG: 0.286										1	1	1	0	0	0	0
Bob Myrick, R (6, 1)										0	0	0	0	0	0	0
Bruce Boisclair, L (7, PH) OBP: 0.331, SLG: 0.370										0	0	0	1	1	0	0
Bob Apodaca, R (7, 1) OBP: 1.000, SLG: 1.000										0	0	0	0	0	0	0
Skip Lockwood, R (9, 1) OBP: 0.222, SLG: 0.222										0	0	0	0	0	0	0

Inning Stats																																	
	R: 0	E: 0	K: 0	S: 2	H: 1	LOB: 0	BB: 1	P: 6	R: 0	E: 0	K: 2	S: 8	H: 1	LOB: 1	BB: 0	P: 8	R: 0	E: 0	K: 0	S: 3	H: 0	LOB: 0	BB: 0	P: 3	R: 0	E: 0	K: 1	S: 5	H: 1	LOB: 0	BB: 0	P: 5	R: 1	E: 0	K: 0	S: 4	H: 1	LOB: 0	BB: 0	P: 4
	R: 1	E: 0	K: 0	S: 6	H: 3	LOB: 2	BB: 0	P: 6	R: 1	E: 0	K: 0	S: 4	H: 1	LOB: 3	BB: 2	P: 12	R: 0	E: 0	K: 0	S: 3	H: 0	LOB: 0	BB: 0	P: 3	R: 1	E: 1	K: 0	S: 6	H: 2	LOB: 2	BB: 0	P: 6	1B: 7	2B: 2	3B: 0	HR: 1	SF: 0	SAC: 2	DP: 3	HBP: 0	WP: 0	PB: 0	SB: 1	CS: 0	PA: 38

PITCHER		IP	WLS	BF	H	R	ER	SO	BB	IBB	HBP	BLK	WP	HR	S	P	ERA	WHIP
Steve Rogers, R ERA: 2.59	(1, 1)	9.0	L	38	10	4	4	3	3	0	0	0	0	1	41	53	4.00	1.444

PITCHER	IP	WLS	BF	H	R	ER	SO	BB	IBB	HBP	BLK	WP	HR	S	P	ERA	WHIP

AB	32
R	4
H	10
RBI	4
BB	3
SO	3
LOB	18

New York Mets @ Montreal Expos

Olympic Stadium, Montreal, QB

Thu Jun 30 1977, 7:05 PM EDT

Att. 11,289 - Unknown

livebaseballscorecards.com

BOTTOM

Batter	1	2	3	4	5	6	7	8	9	AB	R	H	RBI	BB	SO	LOB
Dave Cash, R (1, 4) OBP: 0.337, SLG: 0.352	2B	1-3 1-2		F8 2-3			6-3		F7	5	1	1	0	0	0	3
Chris Speier, R (1, 6) OBP: 0.349, SLG: 0.350	1B 2-H	BB B B B		L6			FC6-4		1-3	4	1	3	1	1	0	1
Ellis Valentine, R (1, 9) OBP: 0.357, SLG: 0.529	F9	1B 1-2 2-H			5-3		P2		6-3	5	0	2	1	0	0	4
Tony Perez, R (1, 3) OBP: 0.314, SLG: 0.412	F8	F4-3			5-3 1-2		FC6-4 1-2f			4	0	0	0	0	0	5
Gary Carter, R (1, 2) OBP: 0.344, SLG: 0.512 Tim Blackwell, S (9, 2)	1B 2-H		G6-3		F7			K S S S		4 0	0 0	2 0	1 0	0 0	1 0	1 0
Warren Cromartie, L (1, 7) OBP: 0.341, SLG: 0.428	FC6-4 1-2		G6-3 1-2f		L5			G3		4	0	1	0	0	0	2
Andre Dawson, R (1, 8) OBP: 0.321, SLG: 0.449	FC6-4 1-2f		L5			P6		K S S S		4	0	0	0	0	1	2
Wayne Garrett, L (1, 5) OBP: 0.264, SLG: 0.297		BB B B B B		BB B B B B F8 SH1-4		3-1			1-3	2	1	0	0	2	0	0
Steve Rogers, R (1, 1) OBP: 0.132, SLG: 0.080 Del Unser, L (9, PH) OBP: 0.331, SLG: 0.454		F4		SH1-4 1-2		F4-3			2B	2 1	0 0	0 1	0 0	0 0	0 0	1 0
Inning Stats	R: 2 E: 0 K: 0 S: 7 H: 4 LOB: 2 BB: 0 P: 7	R: 1 E: 0 K: 0 S: 4 H: 1 LOB: 2 BB: 2 P: 12	R: 0 E: 0 K: 0 S: 3 H: 1 LOB: 0 BB: 0 P: 3	R: 0 E: 0 K: 0 S: 3 H: 0 LOB: 1 BB: 1 P: 7	R: 0 E: 0 K: 0 S: 4 H: 1 LOB: 1 BB: 0 P: 4	R: 0 E: 0 K: 0 S: 3 H: 0 LOB: 0 BB: 0 P: 3	R: 0 E: 0 K: 0 S: 4 H: 1 LOB: 1 BB: 0 P: 4	R: 0 E: 0 K: 2 S: 7 H: 0 LOB: 0 BB: 0 P: 7	R: 0 E: 0 K: 0 S: 5 H: 2 LOB: 2 BB: 0 P: 5	1B: 7 2B: 3 3B: 0 HR: 0 SF: 0 SAC: 1 DP: 1 HBP: 0						

	AB	35
	R	3
	H	10
	RBI	3
	BB	3
	SO	2
	LOB	19

WP: 0 PB: 0 SB: 0 CS: 0 PA: 39

PITCHER		IP	WLS	BF	H	R	ER	SO	BB	IBB	HBP	BLK	WP	HR	S	P	ERA	WHIP
Pat Zachry, R ERA: 4.55	(1, 1)	5.0		24	7	3	3	0	3	0	0	0	0	0	21	33	5.40	2.000
Bob Myrick, L ERA: 2.87	(6, 1)	1.0		3	0	0	0	0	0	0	0	0	0	0	3	3	0.00	0.000
Bob Apodaca, R ERA: 2.82	(7, 1)	2.2	W	11	3	0	0	2	0	0	0	0	0	0	15	15	0.00	1.125
Skip Lockwood, R ERA: 4.2	(9, 1)	0.1	S	1	0	0	0	0	0	0	0	0	0	0	1	1	0.00	0.000

PITCHER	IP	WLS	BF	H	R	ER	SO	BB	IBB	HBP	BLK	WP	HR	S	P	ERA	WHIP

Batter	1	2	3	4	5	6	7	8	9	AB	R	H	RBI	BB	SO	LOB
Lenny Randle, S (1, 5) OBP: 0.401, SLG: 0.415	1-3		3-1			BBBB 4-0 CS FC2-5 BB		0-0 E 2B 2-H	0-0 P2	4	1	1	1	1	0	0
Bud Harrelson, S (1, 6) Bruce Boisclair, L (8, PH) OBP: 0.329, SLG: 0.367 (8, 8) OBP: 0.274, SLG: 0.250	BBBB 4-0 BB			0-0 6-3		0-0 FC2-5 1-2 2-3f		0-0 L7		2 1	0 0	0 0	0 0	1 0	0 0	2 1
Steve Henderson, R (1, 7) OBP: 0.293, SLG: 0.385	0-0 P4			0-0 6-3		SSS 0-3 K 2-3		0-0 E5 BB BB 1B 2-H		4	1	1	0	0	1	3
John Milner, L (1, 3) OBP: 0.367, SLG: 0.466	0-0 4-3			0-0 P2			BBBB 4-0 F7 PB BB	BBBB 4-0 BB 1B 1-2 BB		2	1	0	0	2	0	1
John Stearns, R (1, 2) OBP: 0.404, SLG: 0.554		0-0 4-3			0-0 HR		0-0 F7 1-3	BBBB 4-0 1B 1-2 2-3 BB		3	1	1	1	1	0	1
Ed Kranepool, L (1, 9) Mike Vail, R (8, PH) OBP: 0.371, SLG: 0.459 (8, 9) OBP: 0.327, SLG: 0.486		0-0 6-3			0-0 2-3		0-0 4-3	0-0 1B 1-2 2-H 3-H		3 1	0 0	0 1	0 2	0 0	0 0	1 0
Lee Mazzilli, S (1, 8) Bob Myrick, R (8, 1) OBP: 0.312, SLG: 0.285		BBBB 4-0 CS BB			0-0 4-3		SSS 0-3 K	0-3 K		3 0	0 0	0 0	0 0	1 0	2 0	3 0
Felix Millan, R (1, 4) Rick Baldwin, L (5, 1) Ron Hodges, L (8, PH) OBP: 0.310, SLG: 0.321 Bobby Valentine, R (8, 6) OBP: 0.249, SLG: 0.255 OBP: 0.245, SLG: 0.282	0-0 CS 1-2	0-0 6-3			0-0 F4			0-0 L6	0-0 P9	2 0 1 1	0 0 0 0	0 0 0 0	0 0 0 0	0 0 0 0	0 0 0 0	0 0 0 0
Jon Matlack, L (1, 1) Joel Youngblood, R (5, 4) OBP: 0.167, SLG: 0.094 OBP: 0.314, SLG: 0.311		SSS 0-3 K				0-0 FC2-5 2B		0-0 2B 2B	0-0 5-3	1 3	0 1	0 2	0 0	0 0	1 0	0 0
Inning Stats	R: 0 E: 0 K: 0 S: 3 H: 0 LOB: 1 BB: 1 P: 7	R: 0 E: 0 K: 0 S: 2 H: 0 LOB: 0 BB: 1 P: 6	R: 0 E: 0 K: 1 S: 5 H: 0 LOB: 0 BB: 0 P: 5	R: 0 E: 0 K: 0 S: 3 H: 0 LOB: 0 BB: 0 P: 3	R: 1 E: 0 K: 0 S: 4 H: 1 LOB: 0 BB: 0 P: 4	R: 0 E: 0 K: 1 S: 5 H: 1 LOB: 1 BB: 1 P: 9	R: 0 E: 0 K: 1 S: 5 H: 0 LOB: 1 BB: 1 P: 9	R: 4 E: 1 K: 1 S: 9 H: 4 LOB: 2 BB: 2 P: 17	R: 0 E: 0 K: 0 S: 3 H: 0 LOB: 0 BB: 0 P: 3	1B: 2 2B: 3 3B: 0 HR: 1 SF: 0 SAC: 0 DP: 0 HBP: 0						

PITCHER		IP	WLS	BF	H	R	ER	SO	BB	IBB	HBP	BLK	WP	HR	S	P	ERA	WHIP
Stan Bahnsen, R ERA: 6.71	(1, 1)	7.2	W	31	5	5	5	3	5	0	0	0	0	1	32	52	5.87	1.304
Tom Walker, R ERA: 5.93	(8, 1)	0.0		1	0	0	0	0	1	0	0	0	0	0	0	4	∞	∞
Will McEnaney, L ERA: 3.6	(8, 1)	0.1		2	1	0	0	1	0	0	0	0	0	0	4	4	0.00	3.000
Joe Kerrigan, R ERA: 2.57	(9, 1)	1.0	S	3	0	0	0	0	0	0	0	0	0	0	3	3	0.00	0.000

PITCHER	IP	WLS	BF	H	R	ER	SO	BB	IBB	HBP	BLK	WP	HR	S	P	ERA	WHIP

New York Mets @ Montreal Expos

Olympic Stadium, Montreal, QB

Fri Jul 01 1977, 7:05 PM EDT

Unknown

TOP

livebaseballscorecards.com

AB	31
R	5
H	6
RBI	4
BB	6
SO	4
LOB	12

WP: 0 PB: 1 SB: 0 CS: 2 PA: 38

New York Mets @ Montreal Expos

Olympic Stadium, Montreal, QB

Fri Jul 01 1977, 7:05 PM EDT

Unknown

BOTTOM

Batter	1	2	3	4	5	6	7	8	9	AB	R	H	RBI	BB	SO	LOB
Dave Cash, R (1, 4) OBP: 0.339, SLG: 0.354	F7	2-H 3-H 1B		5-3		G5-4-3 1B				4	0	2	2	0	0	0
Chris Speier, R (1, 6) OBP: 0.344, SLG: 0.344	P6	F8			F5	G5-4-3 1-2f				4	0	0	0	0	0	2
Ellis Valentine, R (1, 9) OBP: 0.363, SLG: 0.547	2B		HR		HR 1B	F8				4	2	3	1	0	0	0
Tony Perez, R (1, 3) OBP: 0.316, SLG: 0.425	5-3		FC5-4 1B		1-H HR		L9			4	1	2	2	0	0	1
Gary Carter, R (1, 2) OBP: 0.347, SLG: 0.516		2B 6-3 1B	FC5-4 1-2f		FC4-6 2B		K			4	1	2	0	0	1	1
Warren Cromartie, L (1, 7) OBP: 0.340, SLG: 0.424		K	K		FC4-6 BB		F7			3	0	0	0	1	2	2
Andre Dawson, R (1, 8) OBP: 0.324, SLG: 0.455		6-3 1-3 1B 2B	1-6-3		FC4-6 S 1-2f 2-3			G6-4-3 1B		4	1	2	0	0	0	3
Larry Parrish, R (1, 5) OBP: 0.315, SLG: 0.391		6-3 1B IBB		L5	1-2 IBB			F2		2	1	0	0	2	0	1
Stan Bahnsen, R (1, 1) OBP: 0.200, SLG: 0.222		6-3 1-2 2-3 3-H		K	K			G6-4-3 1-2f		3	0	0	1	0	2	5
Tom Walker, R (8, 1)										0	0	0	0	0	0	0
Will McEnaney, L (8, 1)										0	0	0	0	0	0	0
Jose Morales, R (8, PH) OBP: 0.179, SLG: 0.154										1	0	0	0	0	0	1
Joe Kerrigan, R (9, 1)										0	0	0	0	0	0	0
Inning Stats	R: 0 E: 0 K: 0 S: 4 H: 1 LOB: 1 BB: 0 P: 4	R: 3 E: 0 K: 1 S: 8 H: 3 LOB: 1 BB: 1 P: 12	R: 1 E: 0 K: 1 S: 7 H: 2 LOB: 1 BB: 0 P: 7	R: 0 E: 0 K: 1 S: 5 H: 0 LOB: 0 BB: 0 P: 5	R: 2 E: 0 K: 1 S: 8 H: 3 LOB: 3 BB: 2 P: 16	R: 0 E: 0 K: 0 S: 3 H: 1 LOB: 0 BB: 0 P: 3	R: 0 E: 0 K: 1 S: 5 H: 0 LOB: 0 BB: 0 P: 5	R: 0 E: 0 K: 0 S: 3 H: 1 LOB: 0 BB: 0 P: 3		1B: 6 2B: 3 3B: 0 HR: 2	SF: 0 SAC: 0 DP: 2 HBP: 0						

PITCHER	IP	WLS	BF	H	R	ER	SO	BB	IBB	HBP	BLK	WP	HR	S	P	ERA	WHIP
Jon Matlack, L (1, 1) ERA: 4.36	4.1	L	23	9	6	6	3	0	1	0	0	0	2	28	32	12.46	2.077
Rick Baldwin, R (5, 1) ERA: 3.15	2.2		10	1	0	0	2	1	1	0	0	0	0	12	20	0.00	0.750
Bob Myrick, L (8, 1) ERA: 2.78	1.0		3	1	0	0	0	0	0	0	0	0	0	3	3	0.00	1.000

PITCHER	IP	WLS	BF	H	R	ER	SO	BB	IBB	HBP	BLK	WP	HR	S	P	ERA	WHIP

AB	33
R	6
H	11
RBI	6
BB	3
SO	5
LOB	16

WP: 0 PB: 0 SB: 1 CS: 0 PA: 36

livebaseballscorecards.com

Batter	1	2	3	4	5	6	7	8	9	AB	R	H	RBI	BB	SO	LOB
Lenny Randle, S (1, 5) OBP: 0.398, SLG: 0.411	5-3		6-3		G4-6-3 1-2f			FC6-5 1B 1B		4	0	1	0	0	0	1
Bobby Valentine, R (1, 6) OBP: 0.245, SLG: 0.281	6-3		P8			K		FC6-5 1-2 1B		4	0	1	0	0	1	0
Steve Henderson, R (1, 7) OBP: 0.311, SLG: 0.366	HR BB		K			P8 S 1B BB		FC6-5 1-2 2-3f		2	2	0	0	2	1	2
John Milner, L (1, 3) OBP: 0.364, SLG: 0.477	1-H HR			1-3		P8 1-3		P8		4	1	1	2	0	0	3
John Stearns, R (1, 2) OBP: 0.402, SLG: 0.548	K			K		1B 3-H		F7		4	0	1	1	0	2	2
Bruce Boisclair, L (1, 9) OBP: 0.327, SLG: 0.359		L4		FC6-4 BB		K			5-3	3	0	0	0	1	1	1
Joel Youngblood, R (1, 8) OBP: 0.315, SLG: 0.298 Felix Millan, R (7, 4) OBP: 0.248, SLG: 0.254		BB		FC6-4 1-2f			K		4-3	2 1	0 0	0 0	0 0	1 0	1 0	1 0
Doug Flynn, R (1, 4) OBP: 0.200, SLG: 0.245 Ron Hodges, L (7, PH) OBP: 0.300, SLG: 0.310 Bob Myrick, R (7, 1) Bob Apodaca, R (7, 1) OBP: 1.000, SLG: 1.000 Mike Vail, R (9, PH) OBP: 0.368, SLG: 0.455		K			K		4-3		K	2 1 0 0 1	0 0 0 0 0	0 0 0 0 0	0 0 0 0 0	0 0 0 0 1	2 0 0 0 0	1 0 0 0 0
Jackson Todd, R (1, 1) OBP: 0.222, SLG: 0.125 Lee Mazzilli, S (7, PH) OBP: 0.311, SLG: 0.283 (7, 8)		K			G4-6-3 BB		4-3			1 1	0 0	0 0	0 0	1 0	1 0	1 0

TOP

New York Mets @ Montreal Expos

Olympic Stadium, Montreal, QB

Fri Jul 01 1977, 7:05 PM EDT

Att. 33,422 - Unknown

livebaseballscorecards.com

AB	30
R	3
H	4
RBI	3
BB	5
SO	10
LOB	12

Inning Stats	1	2	3	4	5	6	7	8	9	1B: 3	SF: 0	WP: 0	PA: 35
R	2	0	0	0	0	1	0	0	0	2B: 0	SAC: 0	PB: 0	
E	0	0	0	0	0	0	0	0	0	3B: 0	DP: 1	SB: 1	
K	1	2	1	1	1	2	1	0	1	HR: 1	HBP: 0	CS: 0	
S	6	7	5	5	4	8	5	5	5				
H	1	0	0	0	0	1	0	2	0				
LOB	0	1	0	1	0	1	0	2	0				
BB	1	1	0	1	1	1	0	0	0				
P	10	11	5	9	8	12	5	5	5				

PITCHER		IP	WLS	BF	H	R	ER	SO	BB	IBB	HBP	BLK	WP	HR	S	P	ERA	WHIP
Don Stanhouse, R ERA: 4.58	(1, 1)	7.0	W	29	4	3	3	9	5	0	0	0	0	1	42	62	3.86	1.286
Joe Kerrigan, R ERA: 2.55	(8, 1)	0.1		1	0	0	0	0	0	0	0	0	0	0	1	1	0.00	0.000
Will McEnaney, L ERA: 3.58	(8, 1)	0.1		1	0	0	0	0	0	0	0	0	0	0	1	1	0.00	0.000
Bill Atkinson, R ERA: 3.31	(8, 1)	1.1	S	4	0	0	0	1	0	0	0	0	0	0	6	6	0.00	0.000

PITCHER	IP	WLS	BF	H	R	ER	SO	BB	IBB	HBP	BLK	WP	HR	S	P	ERA	WHIP

New York Mets @ Montreal Expos

Olympic Stadium, Montreal, QB

Fri Jul 01 1977, 7:05 PM EDT

Att. 33,422 - Unknown

BOTTOM

Batter	1	2	3	4	5	6	7	8	9	AB	R	H	RBI	BB	SO	LOB
Dave Cash, R (1, 4) OBP: 0.341, SLG: 0.354	BBBB 4-0 S HR BB	x 0-0 ③ 5-3			x 0-0 ① 6-3		x 0-0 BB 1B			3	1	1	0	1	0	0
Chris Speier, R (1, 6) OBP: 0.346, SLG: 0.357	x 0-0 1-H HR	SSS 0-3 ① K			x 0-0 ② F8		BBBB 4-0 G6-4-3 1-2 BB			3	1	1	2	1	1	0
Wayne Garrett, L (1, 5) OBP: 0.263, SLG: 0.294	x 0-0 ① G3	x 0-0 ② G3			x 0-0 1B		SSS 0-3 ① K			4	0	1	0	0	1	2
Ellis Valentine, R (1, 9) OBP: 0.361, SLG: 0.541	BBBB 4-0 1B FC8-4 BB		SSS 0-3 ③ K		x 0-0 ③ 1-3		x 0-0 ②③ G6-4-3 1-2f			3	1	0	0	1	1	3
Warren Cromartie, L (1, 7) OBP: 0.345, SLG: 0.426	x 0-0 FC8-4 1-3 1B			x 0-0 ① 5-3		x 0-0 SH3 HR 1B		BBBB 4-0 1B BB		3	1	2	0	1	0	0
Del Unser, L (1, 3) OBP: 0.331, SLG: 0.451	x 0-0 ② FC8-4 FC5-4 1-2f 3-H			x 0-0 S 1B		x 0-0 ① SH3 1-2		x 0-0 ① P7		3	0	1	1	0	0	2
Andre Dawson, R (1, 8) OBP: 0.327, SLG: 0.471	x 0-0 ③ FC5-4 1-2f			SSS 0-3 ② K 1-2		x 0-0 2-H HR		x 0-0 1-2 1B		4	1	2	2	0	1	2
Tim Blackwell, S (1, 2) Gary Carter, R (8, PH) (9, 2) OBP: 0.346, SLG: 0.514		x 0-0 ① G3		4-0 IBB		x 0-0 ② P7		x 0-0 ② F6		2 1	0 0	0 0	0 0	1 0	0 0	0 2
Don Stanhouse, R (1, 1) OBP: 0.250, SLG: 0.226 Joe Kerrigan, R (8, 1) Will McEnaney, L (8, 1) Bill Atkinson, L (8, 1) OBP: 0.333, SLG: 0.333		SSS 0-3 ② K		x 0-0 ③ P3		x 0-0 ③ P8		x 0-0 ③ 6-3		3 0 0 1	0 0 0 0	0 0 0 0	0 0 0 0	1 0 0 0	2 0 0 0	2 0 0 2
Inning Stats	R: 3 E: 0 K: 0 S: 5 H: 2 LOB: 1 BB: 2 P: 13	R: 0 E: 0 K: 1 S: 5 H: 0 LOB: 0 BB: 0 P: 5	R: 0 E: 0 K: 2 S: 7 H: 0 LOB: 0 BB: 0 P: 7	R: 0 E: 0 K: 1 S: 6 H: 1 LOB: 2 BB: 1 P: 10	R: 0 E: 0 K: 0 S: 4 H: 1 LOB: 1 BB: 0 P: 4	R: 2 E: 0 K: 0 S: 5 H: 2 LOB: 0 BB: 0 P: 5	R: 0 E: 0 K: 1 S: 5 H: 1 LOB: 1 BB: 1 P: 9	R: 0 E: 0 K: 0 S: 4 H: 1 LOB: 2 BB: 1 P: 8		1B: 6 2B: 0 3B: 0 HR: 2 SF: 0 SAC: 1 DP: 1 HBP: 0						

livebaseballscorecards.com

AB	30
R	5
H	8
RBI	5
BB	5
SO	5
LOB	15

PITCHER		IP	WLS	BF	H	R	ER	SO	BB	IBB	HBP	BLK	WP	HR	S	P	ERA	WHIP
Jackson Todd, R ERA: 4.89	(1, 1)	6.0	L	27	6	5	5	4	2	1	0	0	0	2	32	44	7.50	1.333
Bob Myrick, L ERA: 2.76	(7, 1)	0.1		3	1	0	0	1	1	0	0	0	0	0	4	8	0.00	6.000
Bob Apodaca, R ERA: 2.7	(7, 1)	1.2		6	1	0	0	0	1	0	0	0	0	0	5	9	0.00	1.200

PITCHER	IP	WLS	BF	H	R	ER	SO	BB	IBB	HBP	BLK	WP	HR	S	P	ERA	WHIP

WP: 0 PB: 0 SB: 2 CS: 0 PA: 36

Batter	1	2	3	4	5	6	7	8	9	AB	R	H	RBI	BB	SO	LOB
Lenny Randle, S (1, 5) OBP: 0.398, SLG: 0.416	BB 1B		FC1-5 2B		6-3		F8		FC4-6 1-2f	5	0	2	0	0	0	3
Bud Harrelson, S (1, 6) OBP: 0.274, SLG: 0.246	B B B B 1-2 BB		FC1-5 1B 1B 2-3		P3			G3		3	1	0	0	1	0	1
Mike Vail, R (1, 9) OBP: 0.364, SLG: 0.447	S S S K		1B 1B 1-3		6-3			6-3		4	1	1	0	0	1	2
John Milner, L (1, 3) OBP: 0.362, SLG: 0.472	P8		1B 2-H 3-H			P2		1-3		4	0	1	2	0	0	2
John Stearns, R (1, 2) OBP: 0.399, SLG: 0.547	F7		F9			P9			1B 2B	4	1	1	0	0	0	3
Ed Kranepool, L (1, 7) OBP: 0.322, SLG: 0.478 Steve Henderson, R (9, PH) OBP: 0.304, SLG: 0.357		L8	F6			4-3			F9	3 1	0 0	0 0	0 0	0 0	0 0	1 1
Bruce Boisclair, L (1, 8) OBP: 0.327, SLG: 0.359 Bobby Valentine, R (9, PH) OBP: 0.242, SLG: 0.278		S S S K		S S S K			1B		F2	3 1	0 0	1 0	0 0	0 0	2 0	0 1
Felix Millan, R (1, 4) OBP: 0.248, SLG: 0.254 Joel Youngblood, R (9, PR) OBP: 0.315, SLG: 0.298		E4 FC6-4		1-2-3			F7		1B 2-H 1B	4 0	0 0	1 0	1 0	0 0	0 0	1 0
Nino Espinosa, R (1, 1) OBP: 0.160, SLG: 0.130 Rick Baldwin, L (6, 1) Ron Hodges, L (7, PH) OBP: 0.290, SLG: 0.300 Bob Myrick, R (7, 1) Lee Mazzilli, S (9, PH) OBP: 0.313, SLG: 0.286		FC6-4 1-2f		S S S K			F7		FC4-6 1-2 1B	2 0 1 0 1	0 0 0 0 0	0 0 0 0 0	0 0 0 0 0	1 0 0 0 0	1 0 1 0 0	1 0 1 0 0
Inning Stats	R: 0 H: 1 E: 0 LOB: 2 K: 1 BB: 1 S: 6 P: 10	R: 0 H: 0 E: 1 LOB: 1 K: 1 BB: 0 S: 6 P: 6	R: 2 H: 3 E: 0 LOB: 1 K: 0 BB: 0 S: 6 P: 6	R: 0 H: 0 E: 0 LOB: 0 K: 2 BB: 0 S: 7 P: 7	R: 0 H: 0 E: 0 LOB: 0 K: 0 BB: 0 S: 3 P: 3	R: 0 H: 0 E: 0 LOB: 0 K: 0 BB: 0 S: 3 P: 3	R: 0 H: 1 E: 0 LOB: 1 K: 0 BB: 0 S: 4 P: 4	R: 0 H: 0 E: 0 LOB: 0 K: 0 BB: 0 S: 3 P: 3	R: 1 H: 3 E: 0 LOB: 2 K: 0 BB: 0 S: 6 P: 6	1B: 6 SF: 0 2B: 2 SAC: 0 3B: 0 DP: 0 HR: 0 HBP: 0						

PITCHER	IP	WLS	BF	H	R	ER	SO	BB	IBB	HBP	BLK	WP	HR	S	P	ERA	WHIP
Santo Alcala, R (1, 1) ERA: 6.54	6.0	W	25	5	2	2	4	1	0	0	0	0	0	32	36	3.00	1.000
Joe Kerrigan, R (7, 1) ERA: 2.5	1.0		3	0	0	0	0	0	0	0	0	0	0	3	3	0.00	0.000
Bill Atkinson, R (8, 1) ERA: 3.48	1.0		4	1	1	1	0	0	0	0	0	0	0	4	4	9.00	1.000
Will McEnaney, L (9, 1) ERA: 3.51	1.0	S	5	2	0	0	0	0	0	0	0	0	0	5	5	0.00	2.000

PITCHER	IP	WLS	BF	H	R	ER	SO	BB	IBB	HBP	BLK	WP	HR	S	P	ERA	WHIP

New York Mets @ Montreal Expos

Olympic Stadium, Montreal, QB

Sat Jul 02 1977, 7:05 PM EDT

Att. 16,296 - Unknown

TOP

livebaseballscorecards.com

AB	36
R	3
H	8
RBI	3
BB	1
SO	4
LOB	17

WP: 0 PA: 37
PB: 0
SB: 0
CS: 0

New York Mets @ Montreal Expos

Olympic Stadium, Montreal, QB

Sat Jul 02 1977, 7:05 PM EDT

Att. 16,296 - Unknown

BOTTOM

Batter	1	2	3	4	5	6	7	8	9	AB	R	H	RBI	BB	SO	LOB
Dave Cash, R (1, 4) OBP: 0.342, SLG: 0.355	L1		S 1B	P4		BB 1B 1-3		4-3		5	0	2	0	0	0	1
Chris Speier, R (1, 6) OBP: 0.354, SLG: 0.361	FC6-4 1B		BBBB 1-2 BB		BB 1B	BBBB 1-2 BB		SSS K		3	1	2	0	2	1	0
Ellis Valentine, R (1, 9) OBP: 0.355, SLG: 0.531	F3		SSS K		F8	P9		F9		5	0	0	0	0	1	7
Tony Perez, R (1, 3) OBP: 0.319, SLG: 0.432	FC6-4 1-2f			FC 3B	BBBB 1B 1-2 BB	SSS K				3	1	1	0	1	1	4
Gary Carter, R (1, 2) OBP: 0.344, SLG: 0.509		6-3		FC HR 3-H	FC6-4 1B 1-2 2-H		4-3			4	1	1	2	0	0	0
Warren Cromartie, L (1, 7) OBP: 0.347, SLG: 0.437		1-3		HR 1-H	F5		1B 1B			4	1	2	2	0	0	2
Andre Dawson, R (1, 8) OBP: 0.321, SLG: 0.462 Sam Mejias, R (8, 8) OBP: 0.350, SLG: 0.611	F9			3-1	FC6-4 1-2f		F8			4 0	0 0	0 0	0 0	0 0	0 0	3 0
Wayne Garrett, L (1, 5) OBP: 0.288, SLG: 0.324			F4	2B		BBBB 1B BB	1-3 1B			3	0	2	0	1	0	0
Santo Alcala, R (1, 1) OBP: 0.053, SLG: 0.211 Joe Kerrigan, R (7, 1) Jose Morales, R (7, PH) OBP: 0.172, SLG: 0.148 Bill Atkinson, L (8, 1) OBP: 0.333, SLG: 0.333 Will McEnaney, L (9, 1)			SSS K	SSS K		F3	F9			3 0 1 0 0	0 0 0 0 0	0 0 0 0 0	0 0 0 0 0	2 0 0 0 0	2 0 2 0 0	2 0 0 0 0
Inning Stats	R: 0 E: 0 K: 0 S: 4 H: 1 LOB: 1 BB: 0 P: 4	R: 0 E: 0 K: 0 S: 3 H: 0 LOB: 0 BB: 0 P: 3	R: 0 E: 0 K: 2 S: 8 H: 1 LOB: 2 BB: 1 P: 12	R: 3 E: 0 K: 1 S: 9 H: 3 LOB: 1 BB: 0 P: 9	R: 1 E: 0 K: 0 S: 5 H: 2 LOB: 2 BB: 1 P: 9	R: 0 E: 0 K: 1 S: 6 H: 1 LOB: 3 BB: 2 P: 14	R: 0 E: 0 K: 0 S: 5 H: 2 LOB: 2 BB: 0 P: 5	R: 0 E: 0 K: 1 S: 5 H: 0 LOB: 0 BB: 0 P: 5		1B: 7 2B: 1 3B: 1 HR: 1	SF: 0 SAC: 0 DP: 0 HBP: 0						

livebaseballscorecards.com

AB	35
R	4
H	10
RBI	4
BB	4
SO	5
LOB	21

WP: 0 PB: 0 SB: 1 CS: 0 PA: 39

PITCHER		IP	WLS	BF	H	R	ER	SO	BB	IBB	HBP	BLK	WP	HR	S	P	ERA	WHIP
Nino Espinosa, R ERA: 3.93	(1, 1)	5.1	L	28	8	4	4	3	3	0	0	0	0	1	31	43	6.75	2.062
Rick Baldwin, R ERA: 3.05	(6, 1)	0.2		3	0	0	0	1	1	0	0	0	0	0	4	8	0.00	1.500
Bob Myrick, L ERA: 2.6	(7, 1)	2.0		8	2	0	0	1	0	0	0	0	0	0	10	10	0.00	1.000

PITCHER	IP	WLS	BF	H	R	ER	SO	BB	IBB	HBP	BLK	WP	HR	S	P	ERA	WHIP

Batter	1	2	3	4	5	6	7	8	9	AB	R	H	RBI	BB	SO	LOB
Lenny Randle, S (1, 5) OBP: 0.391, SLG: 0.408	SSS 0-3 ① K		SSS 0-3 ③ K			x 0-0 ① F6		x 0-0 ③ P6		4	0	0	0	0	2	0
Bud Harrelson, S (1, 6) OBP: 0.270, SLG: 0.242 Bruce Boisclair, L (9, PH) OBP: 0.331, SLG: 0.363	x 0-0 ② F7			x 0-0 ① F8		x 0-0 ② F8			x 0-0 G6-4-3 1B	3 1	0 0	0 1	0 0	0 0	0 0	0 0
Mike Vail, R (1, 9) OBP: 0.360, SLG: 0.466	SSS 0-3 ③ K			x 0-0 HR		x 0-0 ③ F8			x 0-0 ①② G6-4-3 1-2f	4	1	1	1	0	1	1
John Milner, L (1, 3) OBP: 0.365, SLG: 0.467		x 0-0 ① F4		BBBB 4-0 S BB			BBBB 4-0 BB		x 0-0 ③ F8	2	0	0	0	2	0	0
John Stearns, R (1, 2) OBP: 0.394, SLG: 0.540		x 0-0 ② 6-3		SSS 0-3 ② K 1-2			x 0-0 ① F7			3	0	0	0	0	1	2
Ed Kranepool, L (1, 7) OBP: 0.322, SLG: 0.492		x 0-0 HR		x 0-0 ③ L9			x 0-0 ② P6			3	1	1	1	0	0	2
Lee Mazzilli, S (1, 8) OBP: 0.310, SLG: 0.283		SSS 0-3 ③ K			x 0-0 ① F3		x 0-0 ③ L9			3	0	0	0	0	1	1
Felix Millan, R (1, 4) OBP: 0.245, SLG: 0.251 Ron Hodges, L (8, PH) OBP: 0.281, SLG: 0.290 Doug Flynn, R (8, 4) OBP: 0.200, SLG: 0.245			x 0-0 ① 5-3		x 0-0 ② F8			x 0-0 ① 4-3		2 1 0	0 0 0	0 0 0	0 0 0	0 0 0	0 0 0	0 0 0
Craig Swan, R (1, 1) OBP: 0.120, SLG: 0.120 Bob Apodaca, R (7, 1) OBP: 1.000, SLG: 1.000 Joel Youngblood, R (8, PH) OBP: 0.309, SLG: 0.292 Rick Baldwin, L (8, 1)			SSS 0-3 ② K		x 0-0 ③ F9			x 0-0 ② 5-3		2 0 1 0	0 0 0 0	0 0 0 0	0 0 0 0	0 0 0 0	1 0 0 0	0 0 0 0
Inning Stats	R: 0 E: 0 K: 2 S: 7 H: 0 LOB: 0 BB: 0 P: 7	R: 1 E: 0 K: 1 S: 6 H: 1 LOB: 0 BB: 0 P: 6	R: 0 E: 0 K: 2 S: 7 H: 0 LOB: 0 BB: 0 P: 7	R: 1 E: 0 K: 1 S: 6 H: 1 LOB: 1 BB: 1 P: 10	R: 0 E: 0 K: 0 S: 3 H: 0 LOB: 0 BB: 0 P: 3	R: 0 E: 0 K: 0 S: 3 H: 0 LOB: 0 BB: 0 P: 3	R: 0 E: 0 K: 0 S: 3 H: 0 LOB: 1 BB: 1 P: 7	R: 0 E: 0 K: 0 S: 3 H: 0 LOB: 0 BB: 0 P: 3	R: 0 E: 0 K: 0 S: 3 H: 1 LOB: 0 BB: 0 P: 3	1B: 1 2B: 0 3B: 0 HR: 2	SF: 0 SAC: 0 DP: 1 HBP: 0					

PITCHER		IP	WLS	BF	H	R	ER	SO	BB	IBB	HBP	BLK	WP	HR	S	P	ERA	WHIP
Wayne Twitchell, R ERA: 4.26	(1, 1)	4.0		15	2	2	2	6	1	0	0	0	0	2	26	30	4.50	0.750
Tom Walker, R ERA: 4.34	(5, 1)	5.0	W	16	1	0	0	0	1	0	0	0	0	0	15	19	0.00	0.400

PITCHER	IP	WLS	BF	H	R	ER	SO	BB	IBB	HBP	BLK	WP	HR	S	P	ERA	WHIP

TOP

New York Mets @ Montreal Expos

Olympic Stadium, Montreal, QB

Sun Jul 03 1977, 3:33 AM EDT

Att. 23,499 - Unknown

livebaseballscorecards.com

AB	29
R	2
H	3
RBI	2
BB	2
SO	6
LOB	6

1B: 1	SF: 0	WP: 0	PA: 31
2B: 0	SAC: 0	PB: 0	
3B: 0	DP: 1	SB: 1	
HR: 2	HBP: 0	CS: 0	

New York Mets @ Montreal Expos

Olympic Stadium, Montreal, QB

Sun Jul 03 1977, 3:33 AM EDT

Att. 23,499 - Unknown

BOTTOM

livebaseballscorecards.com

Batter	1	2	3	4	5	6	7	8	9	AB	R	H	RBI	BB	SO	LOB
Dave Cash, R (1, 4) OBP: 0.341, SLG: 0.356	F9		F9		G3 3B 2B	6-3				4	1	1	0	0	0	1
Chris Speier, R (1, 6) OBP: 0.349, SLG: 0.354	F8		F2		G3 2-3		6-3			4	0	0	0	0	0	1
Ellis Valentine, R (1, 9) OBP: 0.360, SLG: 0.543	1B BB		E5		HR 3-H 3B		1B 2B			3	2	2	1	1	0	0
Tony Perez, R (1, 3) OBP: 0.321, SLG: 0.433	1-3 1B		F9		F9		2-H 1B			4	0	2	1	0	0	2
Gary Carter, R (1, 2) OBP: 0.346, SLG: 0.522	F4			FC6-4 1B	HR 3-H		F8			4	1	2	2	0	0	3
Warren Cromartie, L (1, 7) OBP: 0.343, SLG: 0.431		K		F7	3-1		L7			4	0	0	0	0	1	2
Andre Dawson, R (1, 8) OBP: 0.316, SLG: 0.453		K		FC6-4 S 1-2f		6-3		F4-3		4	0	0	0	0	1	1
Wayne Garrett, L (1, 5) OBP: 0.310, SLG: 0.342		2B		BB 1-2		SH3-4 BB		F4		2	0	1	0	2	0	0
Wayne Twitchell, R (1, 1) OBP: 0.211, SLG: 0.222		K		F8		SH3-4 1-2		5-3		1	0	0	0	0	1	1
Jose Morales, R (4, PH) OBP: 0.167, SLG: 0.143										1	0	0	0	0	0	2
Tom Walker, R (5, 1)										1	0	0	0	0	0	0
Inning Stats	R: 0 E: 0 K: 0 S: 4 H: 1 LOB: 2 BB: 1 P: 8	R: 0 E: 0 K: 3 S: 10 H: 1 LOB: 1 BB: 0 P: 10	R: 0 E: 1 K: 0 S: 4 H: 0 LOB: 1 BB: 0 P: 4	R: 0 E: 0 K: 0 S: 4 H: 1 LOB: 2 BB: 1 P: 8	R: 3 E: 0 K: 0 S: 6 H: 3 LOB: 0 BB: 0 P: 6	R: 0 E: 0 K: 0 S: 3 H: 0 LOB: 1 BB: 1 P: 7	R: 1 E: 0 K: 0 S: 5 H: 2 LOB: 1 BB: 0 P: 5	R: 0 E: 0 K: 0 S: 3 H: 0 LOB: 0 BB: 0 P: 3		1B: 3 2B: 3 3B: 1 HR: 1	SF: 0 SAC: 1 DP: 0 HBP: 0						

AB	32
R	4
H	8
RBI	4
BB	3
SO	3
LOB	13

WP: 0 PB: 0 SB: 1 CS: 0 PA: 36

PITCHER		IP	WLS	BF	H	R	ER	SO	BB	IBB	HBP	BLK	WP	HR	S	P	ERA	WHIP
Craig Swan, R ERA: 3.86	(1, 1)	6.1	L	31	8	4	4	3	3	0	0	0	0	1	34	46	5.68	1.737
Bob Apodaca, R ERA: 2.66	(7, 1)	0.2		2	0	0	0	0	0	0	0	0	0	0	2	2	0.00	0.000
Rick Baldwin, R ERA: 2.91	(8, 1)	1.0		3	0	0	0	0	0	0	0	0	0	0	3	3	0.00	0.000

PITCHER	IP	WLS	BF	H	R	ER	SO	BB	IBB	HBP	BLK	WP	HR	S	P	ERA	WHIP

Montreal Expos @ Chicago Cubs

Wrigley Field, Chicago, IL

Mon Jul 04 1977, 3:33 AM CDT

Sunny - 90 F

TOP

livebaseballscorecards.com

Batter	1	2	3	4	5	6	7	8	9	AB	R	H	RBI	BB	SO	LOB
Dave Cash, R (1, 4) OBP: 0.345, SLG: 0.356	BBBSSTFB 4-2 1B HR BB	0-0 ① SH5-3 1-2 2-3		0-0 ① L6	0-0 ③ F8		0-0 1-3 1B		BBBB 4-0 HR BB	3	1	1	0	2	0	2
Pepe Frias, R (9, PR) OBP: 0.080, SLG: 0.080										0	1	0	0	0	0	0
Chris Speier, R (1, 6) OBP: 0.349, SLG: 0.354	0-0 1-2 HR 1B	0-0 BLK 2-3 3-H 1B		SSS 0-3 ② K		0-0 ① F8	SSFFS 0-3 ③ K		0-0 ① F7	6	1	2	1	0	2	3
Pete Mackanin, R (9, 4) OBP: 0.300, SLG: 0.421										0	0	0	0	0	0	0
Ellis Valentine, R (1, 9) OBP: 0.363, SLG: 0.561	0-0 1-H 2-H HR	0-0 ② P5 1-2 3-H		0-0 ③ 4-3		BBBB 4-0 5-3 BB		0-0 ① 5-3	0-0 1-H HR	5	2	2	5	1	0	1
Tony Perez, R (1, 3) OBP: 0.322, SLG: 0.430	0-0 FC6-4 1B	0-0 ③ F3			SSS 0-3 ① K	0-0 ② 5-3 1-2		BBBB 4-0 5-3 1B BB	SSS 0-3 ② K	4	0	1	0	1	1	2
Del Unser, L (8, PR) OBP: 0.329, SLG: 0.448										1	1	0	0	0	1	1
Gary Carter, R (1, 2) OBP: 0.346, SLG: 0.517	0-0 ① FC6-4 1B 1-2f FC6-4		0-0 ① F5		BBSSFFX 2-2 E8 2B 1B	0-0 ③ F4		0-0 ② 5-3 1-2	0-0 1B HR 1B	6	3	2	0	0	0	3
Warren Cromartie, L (1, 7) OBP: 0.353, SLG: 0.451	0-0 FC6-4 1-3 1B		0-0 E BLK 2B		0-0 2B 3-H 2B		0-0 6-3 E 2B	0-0 1B HR 2-H 1B	0-0 1-2 HR 1B	5	3	5	2	0	0	0
Sam Mejias, R (8, PR) OBP: 0.381, SLG: 0.632										1	2	1	0	0	0	0
Andre Dawson, R (1, 8) OBP: 0.321, SLG: 0.472	0-0 ② FC6-4 PO 1-2f 3-H		0-0 E5 BLK 2-3		0-0 2-H 2B		0-0 ① 6-3 2-3	0-0 HR 1-2 1B	0-0 1-H 2-H HR	6	2	3	5	0	0	3
Wayne Garrett, L (1, 5) OBP: 0.330, SLG: 0.347	0-0 ③ PO 1-2	0-0 SH5-3 1B 1B 1B	4-0 CS BLK IBB	4-0 IBB			0-0 E4 1B 3-H	0-0 1-H 2-H HR	SSS 0-3 ③ K	2	1	1	1	2	0	0
Larry Parrish, R (8, PH) OBP: 0.317, SLG: 0.405										2	1	1	3	0	1	1
Jackie Brown, R (1, 1) OBP: 0.129, SLG: 0.100		0-0 1B SH5-3 1-2 BLK 1B	SFS 0-3 ②③ K 1-3 2-3 3-H		SSS 0-3 ② K		SSS 0-3 ② K	SSS 0-3 ③ K		5	1	1	0	0	4	6

Inning Stats																					
	R: 4	H: 4	R: 2	H: 3	R: 1	H: 1	R: 0	H: 0	R: 2	H: 3	R: 0	H: 0	R: 1	H: 2	R: 4	H: 3	R: 5	H: 4	1B: 12	SF: 0	WP: 0	PA: 54
	E: 0	LOB: 0	E: 0	LOB: 1	E: 1	LOB: 1	E: 0	LOB: 0	E: 1	LOB: 2	E: 0	LOB: 1	E: 1	LOB: 2	E: 0	LOB: 1	E: 0	LOB: 1	2B: 4	SAC: 1	PB: 0	
	K: 0	BB: 1	K: 0	BB: 0	K: 1	BB: 1	K: 1	BB: 0	K: 2	BB: 1	K: 0	BB: 1	K: 2	BB: 0	K: 1	BB: 1	K: 2	BB: 1	3B: 0	DP: 0	SB: 0	
	S: 11	P: 15	S: 6	P: 6	S: 6	P: 10	S: 5	P: 5	S: 14	P: 20	S: 3	P: 7	S: 12	P: 12	S: 8	P: 12	S: 11	P: 15	HR: 4	HBP: 0	CS: 1	

PITCHER		IP	WLS	BF	H	R	ER	SO	BB	IBB	HBP	BLK	WP	HR	S	P	ERA	WHIP
Ray Burris, R ERA: 4.72	(1, 1)	0.1	L	6	4	4	4	0	1	0	0	0	0	1	10	14	108.00	15.000
Donnie Moore, R ERA: 4.39	(1, 1)	4.0		19	7	5	4	3	0	1	0	2	0	0	28	34	9.00	1.750
Jim Todd, R ERA: 8.78	(5, 1)	3.1		18	4	4	4	3	2	1	0	0	0	0	23	35	10.80	1.800
Larry Biittner, L ERA: 40.5	(8, 1)	1.1		10	5	6	6	3	1	0	0	0	0	3	15	19	40.50	4.500

PITCHER	IP	WLS	BF	H	R	ER	SO	BB	IBB	HBP	BLK	WP	HR	S	P	ERA	WHIP

AB	46
R	19
H	20
RBI	17
BB	6
SO	9
LOB	22

Batter	1	2	3	4	5	6	7	8	9	AB	R	H	RBI	BB	SO	LOB
Ivan De Jesus, R (1, 6) OBP: 0.319, SLG: 0.341	1B 2B	P6			BBBB 4-0 1B BB			0-0 2B 4-3 1B		3	2	2	0	1	0	2
Greg Gross, L (1, 7) OBP: 0.340, SLG: 0.329	0-0 E G3 SF9 2-H 1B		0-0 F7		0-0 G4-6-3 1-3 1B			0-0 4-3 1-3 2B		4	1	3	1	0	0	0
Bill Buckner, L (1, 3) OBP: 0.291, SLG: 0.376	G3 1-3		0-0 S 1B		BSSFFX 1-2 G4-6-3 1-2f			SSS 0-3 K		4	0	1	0	0	1	5
Bobby Murcer, L (1, 9) OBP: 0.372, SLG: 0.465	SF9 3-H		0-0 F5 1-2			0-0 P6		0-0 4-3 2-3 3-H		3	0	0	2	0	0	2
Jerry Morales, R (1, 8) OBP: 0.369, SLG: 0.474	L6		0-0 P5			0-0 L8		0-0 P6		4	0	0	0	0	0	2
Manny Trillo, R (1, 4) OBP: 0.372, SLG: 0.469 Jim Todd, L (5, 1) Larry Biittner, L (8, 1) OBP: 0.318, SLG: 0.382		0-0 F8		0-0 F7		0-0 3-1			SSS 0-3 K	2 1 1	0 0 0	0 0 0	0 0 0	0 0 1	0 0 0	0 0 0
Steve Ontiveros, S (1, 5) OBP: 0.387, SLG: 0.405		0-0 BB 1B	SSS 0-3 K			BBBSSSFX 3-2 FC5-4 1B		0-0 1B		4	0	3	0	0	1	0
Steve Swisher, R (1, 2) OBP: 0.234, SLG: 0.307		SSS 0-3 K		0-0 4-3			0-0 FC5-4 G6-4-3 1-2f		0-0 P4	4	0	0	0	0	1	3
Ray Burris, R (1, 1) OBP: 0.205, SLG: 0.243 Donnie Moore, L (1, 1) OBP: 0.333, SLG: 0.200 Mick Kelleher, R (5, 4) OBP: 0.317, SLG: 0.375		BBBSSSLB 4-2 1-2 BB			BBBSSSFX 3-2 P4		0-0 G6-4-3 1-2f		SSS 0-3 K	0 0 3	0 0 0	0 0 0	0 0 0	0 1 0	0 0 1	0 0 2
Inning Stats	R: 2 E: 1 K: 0 S: 5 H: 2 LOB: 0 BB: 0 P: 5	R: 0 E: 0 K: 1 S: 9 H: 1 LOB: 2 BB: 1 P: 13	R: 0 E: 0 K: 0 S: 4 H: 1 LOB: 1 BB: 0 P: 4	R: 0 E: 0 K: 1 S: 5 H: 0 LOB: 0 BB: 0 P: 5	R: 0 E: 0 K: 0 S: 10 H: 1 LOB: 1 BB: 1 P: 18	R: 0 E: 0 K: 0 S: 3 H: 0 LOB: 0 BB: 0 P: 3	R: 0 E: 0 K: 0 S: 6 H: 1 LOB: 0 BB: 0 P: 9	R: 1 E: 0 K: 1 S: 7 H: 2 LOB: 1 BB: 0 P: 7	R: 0 E: 0 K: 2 S: 8 H: 1 LOB: 1 BB: 0 P: 8	1B: 7 2B: 2 3B: 0 HR: 0	SF: 1 SAC: 0 DP: 2 HBP: 0					

PITCHER	IP	WLS	BF	H	R	ER	SO	BB	IBB	HBP	BLK	WP	HR	S	P	ERA	WHIP
Jackie Brown, R (1, 1) ERA: 3.4	9.0	W	36	9	3	2	5	2	0	0	0	0	0	57	72	2.00	1.222

PITCHER	IP	WLS	BF	H	R	ER	SO	BB	IBB	HBP	BLK	WP	HR	S	P	ERA	WHIP

Montreal Expos @ Chicago Cubs

Wrigley Field, Chicago, IL

Mon Jul 04 1977, 3:33 AM CDT

Sunny - 90 F

BOTTOM

livebaseballscorecards.com

AB	33
R	3
H	9
RBI	3
BB	2
SO	5
LOB	16

WP: 0	PB: 0	SB: 1	CS: 0
PA: 36			

Batter	1	2	3	4	5	6	7	8	9	AB	R	H	RBI	BB	SO	LOB
Pepe Frias, R (1, 6) OBP: 0.138, SLG: 0.172	6-3	FC6-5, 1-3, 2-H, 2B		1-2, 1B			SH3-4, 1-2	1-3		4	0	2	1	0	0	0
Sam Mejias, R (1, 9) (9, 7) OBP: 0.423, SLG: 0.875	4-3, 3B	FC6-5, 2-3			L7		WP, 2-H, 2B		HR	5	3	3	2	0	0	2
Warren Cromartie, L (1, 7) OBP: 0.350, SLG: 0.446 Andre Dawson, R (5, 7) OBP: 0.326, SLG: 0.475 Ellis Valentine, R (9, 9) OBP: 0.363, SLG: 0.561	4-3, 3-H	L9			P4		2B, FC5-2, 2-3, BB		CS, 1B	3 1 0	0 0 0	0 1 0	1 0 0	0 1 0	0 0 0	2 0 0
Jose Morales, R (1, 3) OBP: 0.200, SLG: 0.242	HR, 2B		F7		F9		FC5-2, 1-3, 3-H, 2B		F9, 1-2	5	1	2	1	0	0	1
Del Unser, L (1, 8) OBP: 0.331, SLG: 0.464	2-H, HR		G3			F9	FC5-2, IBB		K	4	1	1	2	1	1	0
Larry Parrish, R (1, 5) OBP: 0.316, SLG: 0.400	4-3		K			FC1-6, BB	FC5-2, FC6, 1-2, 2-3, 3-Hf			3	0	0	0	1	1	3
Pete Mackanin, R (1, 4) OBP: 0.273, SLG: 0.381		K		K		FC1-6, 1-2f	FC6, 1-2f			4	0	0	0	0	2	4
Tim Blackwell, S (1, 2) Bill Atkinson, L (6, 1) OBP: 0.250, SLG: 0.250 Joe Kerrigan, R (9, 1) Will McEnaney, L (9, 1)	1B, 2B, BB			4-3		K		L9		2 1 0 0	1 0 0 0	0 0 0 0	0 0 0 0	1 0 0 0	1 0 0 0	1 0 0 0
Steve Rogers, R (1, 1) OBP: 0.164, SLG: 0.115 Gary Carter, R (6, 2) OBP: 0.347, SLG: 0.515	2B, 1-2, 1B			1B, 1B			SH3-4, 2B, BB	K		2 1	0 1	2 1	0 0	0 1	0 1	0 0
Inning Stats	R: 3 E: 0 K: 0 S: 9 H: 3 LOB: 0 BB: 0 P: 11	R: 1 E: 0 K: 1 S: 8 H: 2 LOB: 2 BB: 1 P: 13	R: 0 E: 0 K: 1 S: 5 H: 0 LOB: 0 BB: 0 P: 5	R: 0 E: 0 K: 1 S: 6 H: 2 LOB: 2 BB: 0 P: 6	R: 0 E: 0 K: 0 S: 3 H: 0 LOB: 0 BB: 0 P: 3	R: 0 E: 0 K: 1 S: 11 H: 0 LOB: 1 BB: 1 P: 16	R: 2 E: 0 K: 0 S: 10 H: 2 LOB: 3 BB: 3 P: 22	R: 0 E: 0 K: 1 S: 5 H: 0 LOB: 0 BB: 0 P: 5	R: 1 E: 0 K: 1 S: 6 H: 2 LOB: 0 BB: 0 P: 6	1B: 4 2B: 4 3B: 1 HR: 2 SF: 0 SAC: 1 DP: 0 HBP: 0						

PITCHER		IP	WLS	BF	H	R	ER	SO	BB	IBB	HBP	BLK	WP	HR	S	P	ERA	WHIP
Steve Renko, R ERA: 2.75	(1, 1)	4.0		19	7	4	4	3	1	0	0	0	0	1	28	35	9.00	2.000
Paul Reuschel, R ERA: 1.51	(5, 1)	2.1	L	9	0	1	1	1	2	0	0	0	0	0	15	24	3.86	0.857
Bruce Sutter, R ERA: 1.0	(7, 1)	1.2		11	4	2	2	1	1	1	0	0	1	1	16	24	10.80	3.000
Willie Hernandez, L ERA: 2.15	(9, 1)	1.0		2	0	0	0	1	0	0	0	0	0	0	4	4	0.00	0.000

PITCHER	IP	WLS	BF	H	R	ER	SO	BB	IBB	HBP	BLK	WP	HR	S	P	ERA	WHIP

TOP

Montreal Expos @ Chicago Cubs

Wrigley Field, Chicago, IL

Mon Jul 04 1977, 3:38 AM CDT

Att. 31,641 - Sunny - 90 F

livebaseballscorecards.com

AB	35
R	7
H	11
RBI	7
BB	5
SO	6
LOB	13

WP: 1	PA: 41
PB: 0	
SB: 0	
CS: 1	

Montreal Expos @ Chicago Cubs

Wrigley Field, Chicago, IL

Mon Jul 04 1977, 3:38 AM CDT

Att. 31,641 - Sunny - 90 F

livebaseballscorecards.com

BOTTOM

Batter	1	2	3	4	5	6	7	8	9	AB	R	H	RBI	BB	SO	LOB
Ivan De Jesus, R (1, 6) OBP: 0.326, SLG: 0.344	BBBB 4-0 2B BB		x 0-0 WP 1B 1B	x 0-0 ① FC6-4 4-3 E 1-2f 3-H			x 0-0 L4-3 1B		BBBB 4-0 BB	3	2	2	1	2	0	1
Greg Gross, L (1, 9) OBP: 0.333, SLG: 0.333	x 0-0 1-3 1-H 2B		x 0-0 ① F7 1-2	x 0-0 ② 4-3 1-3			SSS 0-3 ① K		x 0-0 ① L8	5	0	1	1	0	1	4
Larry Biittner, L (1, 7) OBP: 0.317, SLG: 0.380 Gene Clines, R (3, 7) OBP: 0.408, SLG: 0.464	x 0-0 ① 1-3 2-3		x 0-0 BB 1B 2-H 1B	x 0-0 ③ L6-3			x 0-0 ②③ L4-3 1-2		x 0-0 ② L9	1 4	0 0	0 1	0 1	0 0	0 0	1 3
Bill Buckner, L (1, 3) OBP: 0.294, SLG: 0.373	x 0-0 ② 1-3		x 0-0 BB 1-2 1B		x 0-0 ① L6			BBBB 4-0 2-3 BB	x 0-0 ③ L3	4	0	1	0	1	0	2
Steve Ontiveros, S (1, 5) OBP: 0.385, SLG: 0.400	SSS 0-3 ③ K		BBBB 4-0 L1-3 1-2 2-3 BB		SSS 0-3 ② K			x 0-0 ① 2-3 1-2		3	0	0	0	1	2	2
Manny Trillo, R (1, 4) OBP: 0.367, SLG: 0.462		x 0-0 ① 5-3	x 0-0 ②③ L1-3 1-2		x 0-0 ③ F9			x 0-0 ② 5-3		4	0	0	0	0	0	4
Joe Wallis, S (1, 8) OBP: 0.345, SLG: 0.396		x 0-0 ② G3		BBBB 4-0 E 1B BB		x 0-0 G6-4-3 1B		x 0-0 ③ F7		3	1	1	0	1	0	1
George Mitterwald, R (1, 2) OBP: 0.322, SLG: 0.398		BBBB 4-0 S BB		x 0-0 E5 1B 1-3 FC6-4		x 0-0 ①② G6-4-3 1-2f			x 0-0 HR	3	2	1	1	1	0	2
Steve Renko, R (1, 1) Jerry Morales, R (4, PH) OBP: 0.371, SLG: 0.476 Paul Reuschel, R (5, 1) Bruce Sutter, R (7, 1) OBP: 0.176, SLG: 0.067 Willie Hernandez, L (9, 1) Bobby Murcer, L (9, PH) OBP: 0.374, SLG: 0.479		SSS 0-3 ③ K 1-2		BBBSFX 3-2 FC6-4 1-3 3-H 1B		x 0-0 ③ 4-3			x 0-0 HR	1 1 1 0 0 1	0 0 0 0 0 1	0 1 0 0 0 1	0 1 0 0 0 1	0 0 0 0 0 0	1 0 0 0 0 0	1 0 0 0 0 0
Inning Stats	R: 1 H: 1 E: 0 LOB: 1 K: 1 BB: 1 S: 6 P: 10	R: 0 H: 0 E: 0 LOB: 1 K: 1 BB: 1 S: 5 P: 9	R: 1 H: 3 E: 0 LOB: 2 K: 0 BB: 1 S: 5 P: 9	R: 2 H: 1 E: 2 LOB: 1 K: 0 BB: 1 S: 8 P: 15	R: 0 H: 0 E: 0 LOB: 0 K: 1 BB: 0 S: 5 P: 5	R: 0 H: 1 E: 0 LOB: 0 K: 0 BB: 0 S: 3 P: 3	R: 0 H: 1 E: 0 LOB: 0 K: 1 BB: 0 S: 5 P: 5	R: 0 H: 0 E: 0 LOB: 1 K: 0 BB: 1 S: 3 P: 7	R: 2 H: 2 E: 0 LOB: 1 K: 0 BB: 1 S: 5 P: 9	1B: 6 2B: 2 3B: 0 HR: 2	SF: 0 SAC: 0 DP: 3 HBP: 0			WP: 1 PB: 0 SB: 1 CS: 0	PA: 40		

	AB	34
	R	6
	H	9
	RBI	6
	BB	6
	SO	4
	LOB	21

PITCHER		IP	WLS	BF	H	R	ER	SO	BB	IBB	HBP	BLK	WP	HR	S	P	ERA	WHIP
Steve Rogers, R ERA: 2.68	(1, 1)	5.0		24	5	4	3	3	4	0	0	0	1	0	29	48	5.40	1.800
Bill Atkinson, R ERA: 3.68	(6, 1)	3.0	W	12	4	2	2	1	1	0	0	0	0	2	13	17	6.00	1.667
Joe Kerrigan, R ERA: 2.47	(9, 1)	0.2		3	0	0	0	0	1	0	0	0	0	0	2	6	0.00	1.500
Will McEnaney, L ERA: 3.49	(9, 1)	0.1	S	1	0	0	0	0	0	0	0	0	0	0	1	1	0.00	0.000

PITCHER		IP	WLS	BF	H	R	ER	SO	BB	IBB	HBP	BLK	WP	HR	S	P	ERA	WHIP

Batter	1	2	3	4	5	6	7	8	9	AB	R	H	RBI	BB	SO	LOB
Dave Cash, R (1, 4) OBP: 0.350, SLG: 0.358	0-0 F8 E G3 1B	4-0 1B 1-2 1B BB	4-0 BB BB		0-0 1B 1B		0-0 ① 4-3		0-0 ① 6-3	4	2	2	0	2	0	0
Pete Mackanin, R (9, 7) OBP: 0.273, SLG: 0.381										0	0	0	0	0	0	0
Chris Speier, R (1, 6) OBP: 0.352, SLG: 0.352	0-0 ① G3 1-2	1-2 ② L8	4-0 1-2 2-3 BB		0-0 ② 1-2 1B		0-0 ② 6-3		4-0 3B BB	4	1	1	0	2	0	3
Ellis Valentine, R (1, 9) OBP: 0.364, SLG: 0.561	0-0 ② F8 2-3	0-0 1B 1-2 2-3 1B	0-0 ③ 4-1		0-0 ③ F2		0-0 ③ 5-3		0-0 ② P5	2	0	1	0	0	0	1
Sam Mejias, R (2, PR) OBP: 0.367, SLG: 0.750 (2, 9)										4	0	0	0	0	0	5
Tony Perez, R (1, 3) OBP: 0.332, SLG: 0.442	0-0 E4 1B 1B 3-H	0-0 S 1-3 2-H 3-H 1B		4-2 4-3 BB	0-0 4-3 1B 1B			4-0 HR BB	0-0 1-H 3B	4	3	3	3	2	0	0
Pepe Frias, R (9, PR) OBP: 0.138, SLG: 0.172 (9, 4)										0	0	0	0	0	0	0
Gary Carter, R (1, 2) OBP: 0.343, SLG: 0.506	0-0 1B 1-2 1B	0-3 ③ K 1-2		0-0 ① F8	0-0 ① F4			0-0 ① L7	0-0 ③ 2-3	6	0	1	0	0	1	6
Tim Blackwell, S (9, 2)										0	0	0	0	0	0	0
Warren Cromartie, L (1, 7) OBP: 0.348, SLG: 0.442	0-0 S 1-3 2-H 1B		0-0 ① 3-1	0-0 ② 4-3 1-2		3-2 ② 4-3 1-2		0-0 ② P8		5	0	1	1	0	0	3
Del Unser, L (8, 8) OBP: 0.331, SLG: 0.464 (9, 3)										0	0	0	0	0	0	0
Andre Dawson, R (1, 8) OBP: 0.336, SLG: 0.507	0-3 ③ K 1-2		0-0 HR	4-0 IBB		0-0 S 2-H 1B		0-0 1-H HR		4	2	3	4	1	1	2
(8, 7)																
(9, 8)																
Wayne Garrett, L (1, 5) OBP: 0.355, SLG: 0.359	2-2 1B BB 1B 1B	4-0 BB SH1-4 BB	0-0 F7		4-0 1-2 IBB		0-0 1B		3	1	2	0	2	0	2
Stan Bahnsen, R (1, 1) OBP: 0.154, SLG: 0.167	0-0 ① B3	0-0 ② SH1-4 1-2		0-3 ① K	0-3 ③ K		0-0 ③ 4-3		3	0	0	0	0	2	3	
Tom Walker, R (7, 1)										0	0	0	0	0	0	0
Will McEnaney, L (7, 1)										1	0	0	0	0	0	1
Inning Stats	R: 2 E: 1 K: 1 S: 9 H: 3 LOB: 2 BB: 0 P: 9	R: 2 E: 0 K: 1 S: 14 H: 3 LOB: 3 BB: 1 P: 21	R: 1 E: 0 K: 0 S: 4 H: 1 LOB: 3 BB: 3 P: 16	R: 0 E: 0 K: 0 S: 6 H: 0 LOB: 2 BB: 2 P: 14	R: 0 E: 0 K: 1 S: 6 H: 2 LOB: 1 BB: 0 P: 6	R: 1 E: 0 K: 1 S: 10 H: 2 LOB: 2 BB: 1 P: 17	R: 0 E: 0 K: 0 S: 3 H: 0 LOB: 0 BB: 0 P: 3	R: 2 E: 0 K: 0 S: 5 H: 2 LOB: 1 BB: 1 P: 9	R: 1 E: 0 K: 0 S: 4 H: 1 LOB: 1 BB: 1 P: 8	1B: 11 2B: 0 3B: 1 HR: 2 SF: 0 SAC: 1 DP: 0 HBP: 0							

PITCHER		IP	WLS	BF	H	R	ER	SO	BB	IBB	HBP	BLK	WP	HR	S	P	ERA	WHIP
Mike Krukow, R ERA: 4.74	(1, 1)	2.2	L	19	7	5	3	2	3	0	0	0	0	1	26	41	10.12	3.750
Willie Hernandez, L ERA: 2.09	(3, 1)	1.1		7	0	0	0	0	2	1	0	0	0	0	7	19	0.00	1.500
Paul Reuschel, R ERA: 1.92	(5, 1)	4.0		19	6	3	3	2	1	1	0	0	0	1	24	35	6.75	1.750
Jim Todd, R ERA: 8.79	(9, 1)	1.0		5	1	1	1	0	1	0	0	0	0	0	4	8	9.00	2.000

PITCHER	IP	WLS	BF	H	R	ER	SO	BB	IBB	HBP	BLK	WP	HR	S	P	ERA	WHIP

TOP

Montreal Expos @ Chicago Cubs

Wrigley Field, Chicago, IL

Tue Jul 05 1977, 3:33 AM CDT

Att. 9,780 - Sunny - 92 F

livebaseballscorecards.com

AB	40
R	9
H	14
RBI	8
BB	9
SO	4
LOB	26

WP: 0 PB: 0 SB: 3 CS: 0 PA: 50

Batter	1	2	3	4	5	6	7	8	9	AB	R	H	RBI	BB	SO	LOB
Ivan De Jesus, R (1, 6) OBP: 0.324, SLG: 0.342	L7	1B			F8		6-3	F9		5	0	1	1	0	0	1
Greg Gross, L (1, 7) OBP: 0.349, SLG: 0.356	1B	F7			E 2B		1B BB		L9	3	2	2	0	1	0	2
Gene Clines, R (9, PH) OBP: 0.405, SLG: 0.459										1	0	0	0	0	0	0
Bill Buckner, L (1, 3) OBP: 0.299, SLG: 0.376	1B		F8		6-3		1B		F9	4	0	2	0	0	0	0
George Mitterwald, R (8, 3) OBP: 0.321, SLG: 0.396										1	0	0	0	0	0	0
Bobby Murcer, L (1, 9) OBP: 0.375, SLG: 0.477	K		1B		F9		F7		1B 1B	5	1	2	0	0	1	4
Jerry Morales, R (1, 8) OBP: 0.375, SLG: 0.485	F9		P4			3B 3B	1B		2B 1B	5	2	3	1	0	0	3
Manny Trillo, R (1, 4) OBP: 0.368, SLG: 0.460		1B 1B	K			P4	F9			5	2	2	1	0	1	4
Steve Ontiveros, S (1, 5) OBP: 0.389, SLG: 0.417		1B 1B		1-3		SF7 3B		6-3	2B	5	1	3	3	0	0	0
Steve Swisher, R (1, 2) OBP: 0.222, SLG: 0.293		P4		L8		SF7		6-3	6-3	4	0	0	1	0	0	3
Mike Krukow, R (1, 1) OBP: 0.207, SLG: 0.241		K		K		P6		1B		1	0	0	0	0	1	2
Willie Hernandez, L (3, 1)										0	0	0	0	0	0	0
Joe Wallis, S (4, PH) OBP: 0.339, SLG: 0.388										1	0	0	0	0	1	0
Paul Reuschel, R (5, 1)										1	0	0	0	0	0	0
Dave Rosello, R (8, PH) OBP: 0.289, SLG: 0.325										1	0	1	0	0	0	0
Jim Todd, L (9, 1)										0	0	0	0	0	0	0
Inning Stats	R: 0 E: 0 K: 1 S: 7 H: 2 LOB: 2 BB: 0 P: 7	R: 1 E: 0 K: 1 S: 11 H: 3 LOB: 2 BB: 0 P: 13	R: 0 E: 0 K: 1 S: 6 H: 1 LOB: 1 BB: 0 P: 6	R: 0 E: 0 K: 1 S: 6 H: 0 LOB: 0 BB: 0 P: 8	R: 1 E: 1 K: 0 S: 4 H: 1 LOB: 0 BB: 0 P: 4	R: 2 E: 0 K: 0 S: 8 H: 2 LOB: 2 BB: 0 P: 10	R: 1 E: 0 K: 0 S: 5 H: 2 LOB: 2 BB: 1 P: 9	R: 0 E: 0 K: 0 S: 4 H: 1 LOB: 1 BB: 0 P: 4	R: 3 E: 0 K: 0 S: 7 H: 4 LOB: 1 BB: 0 P: 7	1B: 12 2B: 2 3B: 2 HR: 0 SF: 1 SAC: 0 DP: 0 HBP: 0						

PITCHER		IP	WLS	BF	H	R	ER	SO	BB	IBB	HBP	BLK	WP	HR	S	P	ERA	WHIP
Stan Bahnsen, R ERA: 6.47	(1, 1)	6.0	W	27	9	4	3	4	0	0	0	0	0	0	42	48	4.50	1.500
Tom Walker, R ERA: 4.74	(7, 1)	0.1		3	1	1	1	0	1	0	0	0	0	0	2	6	27.00	6.000
Will McEnaney, L ERA: 3.79	(7, 1)	2.2	S	14	6	3	3	0	0	0	0	0	0	0	14	14	10.12	2.250

PITCHER	IP	WLS	BF	H	R	ER	SO	BB	IBB	HBP	BLK	WP	HR	S	P	ERA	WHIP

BOTTOM

Montreal Expos @ Chicago Cubs

Wrigley Field, Chicago, IL

Tue Jul 05 1977, 3:33 AM CDT

Att. 9,780 - Sunny - 92 F

livebaseballscorecards.com

AB	42
R	8
H	16
RBI	7
BB	1
SO	4
LOB	19

WP: 0 PA: 44
PB: 0
SB: 0
CS: 0

Batter	1	2	3	4	5	6	7	8	9	AB	R	H	RBI	BB	SO	LOB
Dave Cash, R (1, 4) OBP: 0.348, SLG: 0.356	B B S S F X 2-2 F9 ①	X 0-0 F7 ②		X 0-0 6-3 ② 2-3		X 0-0 CS 1B ①			X 0-0 6-3 ①	5	0	1	0	0	0	1
Chris Speier, R (1, 6) OBP: 0.346, SLG: 0.345	X 0-0 5-3 ②	X 0-0 5-3 ③		S S S 0-3 K ③		0-0 CS ③ 1-2	X 0-0 5-3 ①		X 0-0 6-3 ②	5	0	0	0	0	1	1
Ellis Valentine, R (1, 9) OBP: 0.364, SLG: 0.568	S S S 0-3 K ③		X 0-0 6-3 ①		X 0-0 E 1B		X 0-0 HR		X 0-0 F5 ③	5	1	2	1	0	1	0
Tony Perez, R (1, 3) OBP: 0.338, SLG: 0.448		X 0-0 1B 2B	X 0-0 FC6-4 1B 1B		B S S F S 1-3 K ①		B B B S S F F B 4-2 FC1-6 BB			3	1	2	0	1	1	1
Warren Cromartie, L (1, 7) OBP: 0.349, SLG: 0.443		X 0-0 1B FC3-2 2-H 1B	X 0-0 FC6-4 1-2 1B		X 0-0 E4 1-2		X 0-0 FC1-6 1-2f ②			4	0	2	1	0	0	2
Andre Dawson, R (1, 8) OBP: 0.335, SLG: 0.502		X 0-0 FC3-2 BB HR 1-3 1B	X 0-0 FC6-4 1-2f 2-3 ②		B S S F C 1-3 K ②		B B B S F S 3-3 K ③			4	1	1	0	0	2	5
Wayne Garrett, L (1, 5) OBP: 0.351, SLG: 0.346		B B B B 4-0 FC3-2 HR 1-2 BB	X 0-0 4-3 ③		S S S 0-3 K ③			B S S F X 1-2 4-3 ①		3	1	0	0	1	1	4
Tim Blackwell, S (1, 2) OBP: 0.231, SLG: 0.091 Del Unser, L (8, PH) OBP: 0.329, SLG: 0.460 Will McEnaney, L (8, 1)		X 0-0 FC3-2 HR 1-2 2-3 3-Hf ①		X 0-0 6-3 SH1-4 1B		X 0-0 3-1 ①		X 0-0 L4 ②		3 1 0	1 0 0	1 0 0	0 0 0	0 0 0	0 0 0	3 0 0
Don Stanhouse, R (1, 1) OBP: 0.265, SLG: 0.333 Bill Atkinson, L (7, 1) OBP: 0.250, SLG: 0.250 Jose Morales, R (8, PH) OBP: 0.194, SLG: 0.235 (8, 2)		X 0-0 HR 1-H 2-H 3-H		X 0-0 SH1-4 1-2 ①		X 0-0 5-3 ②		S S S 0-3 K ③		2 0 1	1 0 0	1 0 0	4 0 0	0 0 0	0 0 1	0 0 0
Inning Stats	R: 0 E: 0 K: 1 S: 8 H: 0 LOB: 0 BB: 0 P: 10	R: 5 E: 0 K: 0 S: 7 H: 4 LOB: 0 BB: 1 P: 11	R: 0 E: 0 K: 0 S: 5 H: 2 LOB: 2 BB: 0 P: 5	R: 0 E: 0 K: 1 S: 6 H: 1 LOB: 1 BB: 0 P: 6	R: 0 E: 1 K: 3 S: 14 H: 1 LOB: 2 BB: 0 P: 16	R: 0 E: 0 K: 0 S: 3 H: 1 LOB: 0 BB: 0 P: 3	R: 1 E: 0 K: 1 S: 11 H: 1 LOB: 1 BB: 1 P: 18	R: 0 E: 0 K: 1 S: 8 H: 0 LOB: 0 BB: 0 P: 9	R: 0 E: 0 K: 0 S: 3 H: 0 LOB: 0 BB: 0 P: 3	1B: 7 2B: 1 3B: 0 HR: 2 SF: 0 SAC: 1 DP: 0 HBP: 0						

TOP

Montreal Expos @ Chicago Cubs

Wrigley Field, Chicago, IL

Wed Jul 06 1977, 3:33 AM CDT

Att. 23,854 - Sunny - 94 F

livebaseballscorecards.com

AB	36
R	6
H	10
RBI	6
BB	2
SO	7
LOB	17

WP: 0 PB: 0 SB: 0 CS: 1 PA: 40

PITCHER		IP	WLS	BF	H	R	ER	SO	BB	IBB	HBP	BLK	WP	HR	S	P	ERA	WHIP
Bill Bonham, R ERA: 3.96	(1, 1)	6.0	W	28	9	5	5	5	1	0	0	0	0	1	43	51	7.50	1.667
Pete Broberg, R ERA: 27.0	(7, 1)	0.1		3	1	1	1	0	1	0	0	0	0	1	6	10	27.00	6.000
Willie Hernandez, L ERA: 2.08	(7, 1)	0.1		1	0	0	0	0	0	0	0	0	0	0	1	1	0.00	0.000
Bruce Sutter, R ERA: 0.97	(7, 1)	2.1	S	7	0	0	0	2	0	0	0	0	0	0	15	19	0.00	0.000

PITCHER		IP	WLS	BF	H	R	ER	SO	BB	IBB	HBP	BLK	WP	HR	S	P	ERA	WHIP

Batter	1	2	3	4	5	6	7	8	9	AB	R	H	RBI	BB	SO	LOB
Ivan De Jesus, R (1, 6) OBP: 0.326, SLG: 0.341	F9		F8	S 1B		P4		BBBB S BB		4	0	1	0	1	0	2
Greg Gross, L (1, 7) OBP: 0.351, SLG: 0.383	6-3		BBBB HR BB	G3 1-2		1-H 2-H HR		F7 1-2		4	2	1	3	1	0	2
Larry Biittner, L (1, 3) OBP: 0.326, SLG: 0.395	BBBB 2B BB		1-H HR		BBBB BB	1B		L8		3	2	2	2	2	0	1
Bobby Murcer, L (1, 9) OBP: 0.375, SLG: 0.480	1-H 2B		1B 1B		F9	F8		3-1		5	1	2	1	0	0	3
Jerry Morales, R (1, 8) OBP: 0.376, SLG: 0.486	L6		BBBSSFX 1B 1-3 1B		F7		1B SF7 1B			4	1	2	0	0	0	2
Steve Ontiveros, S (1, 5) OBP: 0.394, SLG: 0.426		4-3 2B	G6-4-3 1-3 3-H 1B		4-3		BSSFX 1-3 1B			4	0	3	1	0	0	1
Manny Trillo, R (1, 4) OBP: 0.363, SLG: 0.455		4-3 2-3	G6-4-3 1-2f			SSS K	SF7 3-H			3	0	0	1	0	1	3
Steve Swisher, R (1, 2) OBP: 0.214, SLG: 0.281		SSS K		5-3		E6 BB HR	L6			4	1	0	0	0	1	2
Bill Bonham, R (1, 1) OBP: 0.184, SLG: 0.211		1-3		6-3		BBBB 1-2 HR BB	SSSFS K			2	0	0	0	0	0	1
Joe Wallis, S (6, PH) OBP: 0.351, SLG: 0.388										0	1	0	0	1	0	0
Pete Broberg, R (7, 1)										0	0	0	0	0	0	0
Willie Hernandez, L (7, 1)										0	0	0	0	0	0	0
Bruce Sutter, R (7, 1) OBP: 0.167, SLG: 0.063										1	0	0	0	0	1	1
Inning Stats	R: 1 H: 1 E: 0 LOB: 1 K: 0 BB: 1 S: 4 P: 8		R: 3 H: 4 E: 0 LOB: 1 K: 0 BB: 1 S: 9 P: 16	R: 0 H: 1 E: 0 LOB: 1 K: 0 BB: 0 S: 4 P: 4	R: 0 H: 0 E: 0 LOB: 1 K: 0 BB: 1 S: 3 P: 7	R: 3 H: 2 E: 1 LOB: 1 K: 1 BB: 0 S: 8 P: 12	R: 1 H: 2 E: 0 LOB: 1 K: 1 BB: 1 S: 11 P: 12	R: 0 H: 0 E: 0 LOB: 1 K: 0 BB: 1 S: 3 P: 7		1B: 7 SF: 1 2B: 2 SAC: 0 3B: 0 DP: 1 HR: 2 HBP: 0						

Montreal Expos @ Chicago Cubs

Wrigley Field, Chicago, IL

Wed Jul 06 1977, 3:33 AM CDT

Att. 23,854 - Sunny - 94 F

BOTTOM

livebaseballscorecards.com

AB	34
R	8
H	11
RBI	8
BB	5
SO	3
LOB	18

PITCHER		IP	WLS	BF	H	R	ER	SO	BB	IBB	HBP	BLK	WP	HR	S	P	ERA	WHIP
Don Stanhouse, R ERA: 4.67	(1, 1)	6.0	L	31	9	7	4	2	4	0	0	0	0	2	34	53	6.00	2.167
Bill Atkinson, R ERA: 3.82	(7, 1)	1.0		5	2	1	1	1	0	0	0	0	0	0	11	12	9.00	2.000
Will McEnaney, L ERA: 3.73	(8, 1)	1.0		4	0	0	0	0	1	0	0	0	0	0	3	7	0.00	1.000

PITCHER	IP	WLS	BF	H	R	ER	SO	BB	IBB	HBP	BLK	WP	HR	S	P	ERA	WHIP

Montreal Expos @ New York Mets

Shea Stadium, Flushing, NY

Fri Jul 08 1977, 7:05 PM EDT

Att. 10,770 - Unknown

TOP

livebaseballscorecards.com

Batter	1	2	3	4	5	6	7	8	9	AB	R	H	RBI	BB	SO	LOB
Dave Cash, R (1, 4) OBP: 0.344, SLG: 0.351	F4-3		6-3		F9		FC4-6 1-2f			4	0	0	0	0	0	2
Chris Speier, R (1, 6) OBP: 0.352, SLG: 0.349	6-3			BB, 1B E 1B		BBBB F6-4-3 BB		2B 1B		3	2	2	0	1	0	0
Ellis Valentine, R (1, 9) OBP: 0.366, SLG: 0.570	F8			BB E 1-2 1B		F6-4-3 1-2		1-H 1B 2B		4	2	2	1	0	0	1
Tony Perez, R (1, 3) OBP: 0.334, SLG: 0.443 Del Unser, L (6, 3) OBP: 0.327, SLG: 0.457		SSS K		F9		5-3		F9		3 1	0 0	0 0	0 0	0 0	1 0	2 1
Gary Carter, R (1, 2) OBP: 0.346, SLG: 0.504		F8		BBBB G3, E 1-2 2-3 BB			SSS K	2-H F6-4-3 1B		3	0	1	1	1	1	0
Warren Cromartie, L (1, 7) OBP: 0.351, SLG: 0.442 Sam Mejias, R (8, 8) OBP: 0.367, SLG: 0.750		H HBP		G3 1-3 2-H 3-H			1B SF8 1B	F6-4-3 1-2		3 0	1 0	1 0	0 0	0 0	0 0	2 0
Andre Dawson, R (1, 8) OBP: 0.333, SLG: 0.498 (8, 7)		1-3		F8			SF8 1-3 1B		F9	4	0	1	0	0	0	2
Larry Parrish, R (1, 5) OBP: 0.315, SLG: 0.395			5-3		F7		FC4-6 IBB		F7	3	0	0	0	1	0	0
Wayne Twitchell, R (1, 1) OBP: 0.190, SLG: 0.200 Jose Morales, R (7, PH) OBP: 0.189, SLG: 0.235 Joe Kerrigan, R (7, 1) Santo Alcala, R (9, 1) OBP: 0.053, SLG: 0.211 Bill Atkinson, L (9, 1) OBP: 0.250, SLG: 0.250			SSS K		SSS K		SF8 2-3 3-H		F9	2 0 1 0 0 0	0 0 0 0 0 0	0 0 0 0 0 0	0 1 0 0 0 0	2 0 0 0 0 0	0 0 0 0 0 0	0 0 0 0 0 0
Inning Stats	R: 0 E: 0 K: 0 S: 3 H: 0 LOB: 0 BB: 0 P: 3	R: 0 E: 0 K: 1 S: 5 H: 0 LOB: 1 BB: 0 P: 6	R: 0 E: 0 K: 1 S: 5 H: 0 LOB: 0 BB: 0 P: 5	R: 2 E: 1 K: 0 S: 5 H: 2 LOB: 1 BB: 1 P: 9	R: 0 E: 0 K: 1 S: 5 H: 0 LOB: 0 BB: 0 P: 5	R: 0 E: 0 K: 0 S: 2 H: 0 LOB: 0 BB: 1 P: 6	R: 1 E: 0 K: 1 S: 7 H: 2 LOB: 2 BB: 1 P: 11	R: 2 E: 0 K: 0 S: 5 H: 3 LOB: 0 BB: 0 P: 5	R: 0 E: 0 K: 0 S: 3 H: 0 LOB: 0 BB: 0 P: 3	1B: 6 2B: 1 3B: 0 HR: 0 SF: 1 SAC: 0 DP: 2 HBP: 1						

	AB	31
	R	5
	H	7
	RBI	3
	BB	3
	SO	4
	LOB	10

WP: 0 PB: 0 SB: 0 CS: 0 PA: 36

PITCHER		IP	WLS	BF	H	R	ER	SO	BB	IBB	HBP	BLK	WP	HR	S	P	ERA	WHIP
Jerry Koosman, L ERA: 3.08	(1, 1)	7.0	L	28	4	3	1	4	2	1	1	0	0	0	32	45	1.29	0.857
Bob Apodaca, R ERA: 3.14	(8, 1)	0.1		4	3	2	2	0	0	0	0	0	0	0	4	4	54.00	9.000
Rick Baldwin, R ERA: 4.0	(8, 1)	1.2		4	0	0	0	0	0	0	0	0	0	0	4	4	0.00	0.000

PITCHER		IP	WLS	BF	H	R	ER	SO	BB	IBB	HBP	BLK	WP	HR	S	P	ERA	WHIP

Montreal Expos @ New York Mets

Shea Stadium, Flushing, NY

Fri Jul 08 1977, 7:05 PM EDT

Att. 10,770 - Unknown

livebaseballscorecards.com

BOTTOM

Batter	1	2	3	4	5	6	7	8	9	AB	R	H	RBI	BB	SO	LOB
Lenny Randle, S (1, 5) OBP: 0.387, SLG: 0.407	F8		1B		5-3		F7		BB	4	1	1	0	1	0	1
Bobby Valentine, R (1, 6) Joel Youngblood, R (9, PR) OBP: 0.264, SLG: 0.286 OBP: 0.293, SLG: 0.275	BB		1B		F9		G1-6-3		BB	3 0	0 0	1 0	0 0	2 0	0 0	1 0
Steve Henderson, R (1, 7) OBP: 0.302, SLG: 0.351	K		K		K			G4-6-3	BB	4	0	1	0	1	3	3
John Stearns, R (1, 2) OBP: 0.392, SLG: 0.520	6-3		1B			SF8		G4-6-3	F7	4	1	1	1	1	0	5
Ed Kranepool, L (1, 3) OBP: 0.327, SLG: 0.487		6-3	F8			4-3		F8		4	0	1	0	0	0	2
Mike Vail, R (1, 9) OBP: 0.350, SLG: 0.462		G3		FC6-4		SF8	4-3			2	0	1	1	1	0	0
Lee Mazzilli, S (1, 8) OBP: 0.310, SLG: 0.274		G3		P6		4-3	3-1			4	0	0	0	0	0	3
Doug Flynn, R (1, 4) OBP: 0.215, SLG: 0.270		K		FC6-4		F8	HR			4	1	1	0	0	1	3
Jerry Koosman, R (1, 1) OBP: 0.152, SLG: 0.222 Ron Hodges, L (7, PH) OBP: 0.333, SLG: 0.343 Bud Harrelson, S (7, PR) OBP: 0.257, SLG: 0.229 Bob Apodaca, R (8, 1) OBP: 1.000, SLG: 1.000 Rick Baldwin, L (8, 1) Bruce Boisclair, L (9, PH) OBP: 0.327, SLG: 0.377			5-3		K		G1-6-3		HR	2 1 0 0 0 1	0 0 0 0 0 1	0 1 0 0 0 1	0 0 0 0 0 2	0 0 0 0 0 0	1 0 0 0 0 0	1 0 0 0 0 0
Inning Stats	R: 0 E: 0 K: 1 S: 5 H: 0 LOB: 1 BB: 1 P: 9	R: 0 E: 0 K: 1 S: 5 H: 0 LOB: 1 BB: 1 P: 9	R: 1 E: 0 K: 1 S: 8 H: 3 LOB: 2 BB: 0 P: 8	R: 0 E: 0 K: 1 S: 6 H: 1 LOB: 1 BB: 0 P: 6	R: 0 E: 0 K: 1 S: 5 H: 0 LOB: 0 BB: 0 P: 5	R: 1 E: 0 K: 0 S: 4 H: 1 LOB: 1 BB: 1 P: 8	R: 0 E: 0 K: 0 S: 3 H: 1 LOB: 1 BB: 0 P: 3	R: 0 E: 0 K: 0 S: 3 H: 1 LOB: 0 BB: 0 P: 3	R: 2 E: 0 K: 0 S: 5 H: 2 LOB: 3 BB: 3 P: 17	1B: 8 2B: 0 3B: 0 HR: 1	SF: 1 SAC: 0 DP: 2 HBP: 0	WP: 0 PB: 0 SB: 0 CS: 0	PA: 40			

	AB	33
	R	4
	H	9
	RBI	4
	BB	6
	SO	5
	LOB	19

PITCHER		IP	WLS	BF	H	R	ER	SO	BB	IBB	HBP	BLK	WP	HR	S	P	ERA	WHIP
Wayne Twitchell, R ERA: 4.16	(1, 1)	6.0	W	26	5	2	2	5	3	0	0	0	0	0	33	45	3.00	1.333
Joe Kerrigan, R ERA: 2.68	(7, 1)	2.2		10	4	2	2	0	0	0	0	0	0	1	10	10	6.75	1.500
Santo Alcala, R ERA: 6.54	(9, 1)	0.0		2	0	0	0	0	2	0	0	0	0	0	0	8	∞	∞
Bill Atkinson, R ERA: 3.79	(9, 1)	0.1	S	2	0	0	0	0	1	0	0	0	0	0	1	5	0.00	3.000

PITCHER	IP	WLS	BF	H	R	ER	SO	BB	IBB	HBP	BLK	WP	HR	S	P	ERA	WHIP

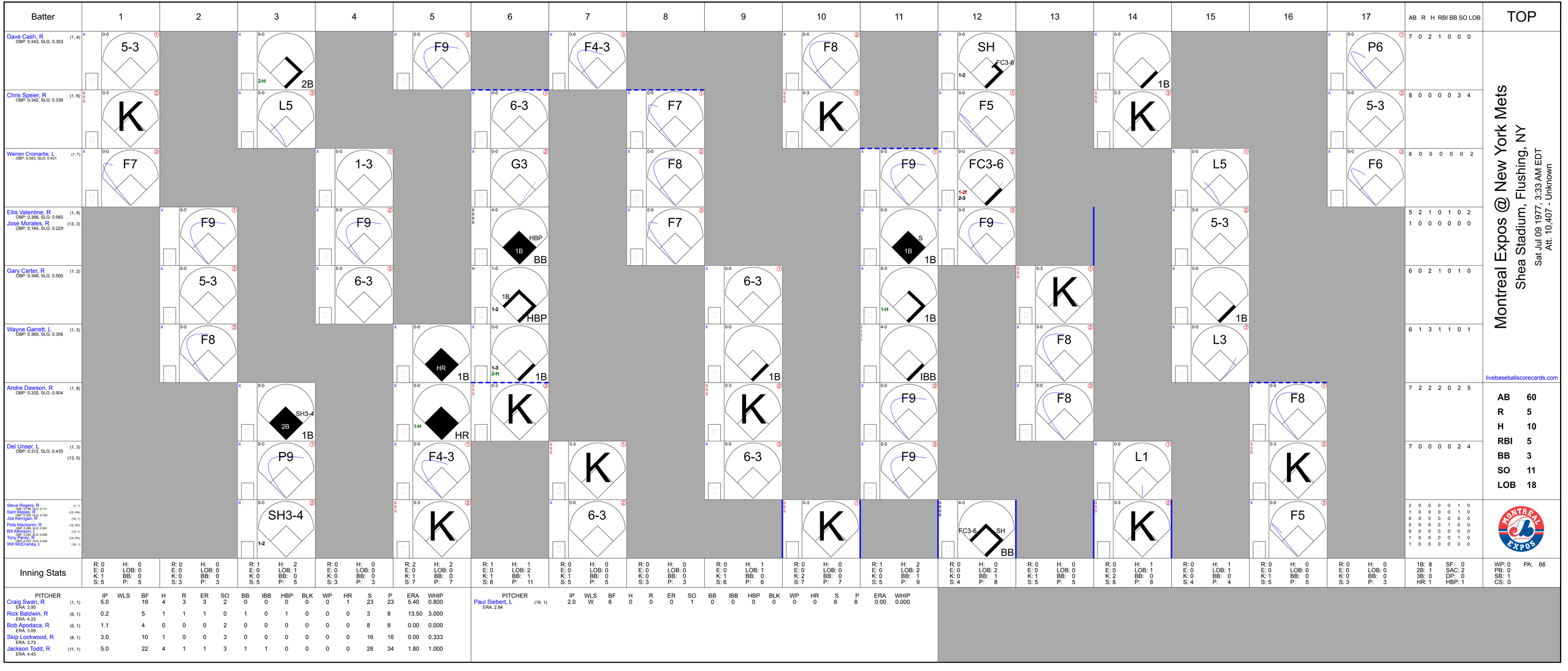
Batter
1
2
3
4
5
6
7
8
9
10
11
12
13
14
15
16
17
AB R H RBI BB SO LOB
TOP
Dave Cash, R (1, 4) OBP: 0.343, SLG: 0.353
5-3
K
F7
F9
2B
L5
F9
6-3
F4-3
F7
F8
F8
K
F5
SH FC3-6
1B
K
P6
5-3
F6
7 0 2 1 0 0 0
8 0 0 0 0 3 4
8 0 0 0 0 0 2
Chris Speier, R (1, 6) OBP: 0.342, SLG: 0.338
Warren Cromartie, L (1, 7) OBP: 0.343, SLG: 0.431
1-3
F9
5-3
6-3
G3
HBP
1B
BB
1-2
1B
HBP
1-3
2-H
1B
F8
F7
6-3
1B
F9
1B
1-H
1B
FC3-6
1-2*
2-3
F9
L5
5-3
1B
5 2 1 0 1 0 2
1 0 0 0 0 0 0
Ellis Valentine, R (1, 9) OBP: 0.366, SLG: 0.565
Jose Morales, R (13, 3) OBP: 0.184, SLG: 0.229
Gary Carter, R (1, 2) OBP: 0.348, SLG: 0.500
F9
5-3
F8
6-3
HR
1B
F8
F7
6-3
1B
S
1B
K
F8
F8
L3
1B
6 0 2 1 0 1 0
Wayne Garrett, L (1, 5) OBP: 0.365, SLG: 0.356
IBB
6 1 3 1 1 0 1
livebaseballscorecards.com
Andre Dawson, R (1, 8) OBP: 0.332, SLG: 0.504
SH3-4
2B
1B
HR
K
K
F9
F8
F8
7 2 2 2 0 2 5
AB 60
R 5
H 10
RBI 5
BB 3
SO 11
LOB 18
Del Unser, L (1, 3) (13, 9) OBP: 0.312, SLG: 0.435
P9
F4-3
K
6-3
F9
L1
K
F8
K
7 0 0 0 0 2 4
Steve Rogers, R (1, 1) OBP: 0.154, SLG: 0.111
Sam Mejias, L (10, PH) OBP: 0.667, SLG: 0.724
Joe Kerrigan, R (10, 1)
Pete Mackanin, R (12, PH) OBP: 0.381, SLG: 0.381
Bill Atkinson, R (12, 1) OBP: 0.200, SLG: 0.200
Tony Perez, L (14, PH) OBP: 0.333, SLG: 0.442
Will McEnaney, L (14, 1)
SH3-4
1-2
K
6-3
K
FC3-6
SH
BB
K
F5
2 0 0 0 0 1 0
1 0 0 0 0 0 1 0
0 0 0 0 0 0 0 0
0 0 0 0 1 0 0 0
0 0 0 0 0 0 0 0
1 0 0 0 0 1 0 0
1 0 0 0 0 0 0 0
Inning Stats
R: 0 E: 0 K: 1 S: 5 H: 0 LOB: 0 BB: 0 P: 5
R: 0 E: 0 K: 0 S: 3 H: 0 LOB: 0 BB: 0 P: 3
R: 1 E: 0 K: 0 S: 5 H: 2 LOB: 1 BB: 0 P: 5
R: 0 E: 0 K: 0 S: 3 H: 0 LOB: 0 BB: 0 P: 3
R: 2 E: 0 K: 1 S: 7 H: 2 LOB: 0 BB: 0 P: 7
R: 1 E: 0 K: 1 S: 6 H: 1 LOB: 2 BB: 1 P: 11
R: 0 E: 0 K: 1 S: 5 H: 0 LOB: 0 BB: 0 P: 5
R: 0 E: 0 K: 0 S: 3 H: 0 LOB: 0 BB: 0 P: 3
R: 0 E: 0 K: 1 S: 6 H: 1 LOB: 1 BB: 0 P: 6
R: 0 E: 0 K: 2 S: 7 H: 0 LOB: 0 BB: 0 P: 7
R: 1 E: 0 K: 0 S: 5 H: 2 LOB: 2 BB: 1 P: 9
R: 0 E: 0 K: 0 S: 4 H: 0 LOB: 2 BB: 1 P: 8
R: 0 E: 0 K: 1 S: 5 H: 0 LOB: 0 BB: 0 P: 5
R: 0 E: 0 K: 2 S: 8 H: 1 LOB: 1 BB: 0 P: 8
R: 0 E: 0 K: 0 S: 4 H: 1 LOB: 1 BB: 0 P: 4
R: 0 E: 0 K: 1 S: 5 H: 0 LOB: 0 BB: 0 P: 5
R: 0 E: 0 K: 0 S: 3 H: 0 LOB: 0 BB: 0 P: 3
1B: 8 2B: 1 3B: 0 HR: 1 SF: 0 SAC: 2 DP: 0 HBP: 1
WP: 0 PB: 0 SB: 1 CS: 0 PA: 66
PITCHER IP WLS BF H R ER SO BB IBB HBP BLK WP HR S P ERA WHIP
Craig Swan, R (1, 1) ERA: 3.95 5.0 19 4 3 2 0 0 0 0 0 0 1 23 23 5.40 0.800
Rick Baldwin, R (6, 1) ERA: 4.23 0.2 5 1 1 1 0 1 0 1 0 0 0 3 8 13.50 3.000
Bob Apodaca, R (6, 1) ERA: 3.05 1.1 4 0 0 0 2 0 0 0 0 0 0 8 8 0.00 0.000
Skip Lockwood, R (8, 1) ERA: 3.73 3.0 10 1 0 0 3 0 0 0 0 0 0 16 16 0.00 0.333
Jackson Todd, R (11, 1) ERA: 4.43 5.0 22 4 1 1 3 1 1 0 0 0 0 26 34 1.80 1.000
PITCHER IP WLS BF H R ER SO BB IBB HBP BLK WP HR S P ERA WHIP
Paul Siebert, L (16, 1) ERA: 2.84 2.0 W 6 0 0 0 1 0 0 0 0 0 0 8 8 0.00 0.000
Montreal Expos @ New York Mets
Shea Stadium, Flushing, NY
Sat Jul 09 1977, 3:33 AM EDT
Att. 10,407 - Unknown

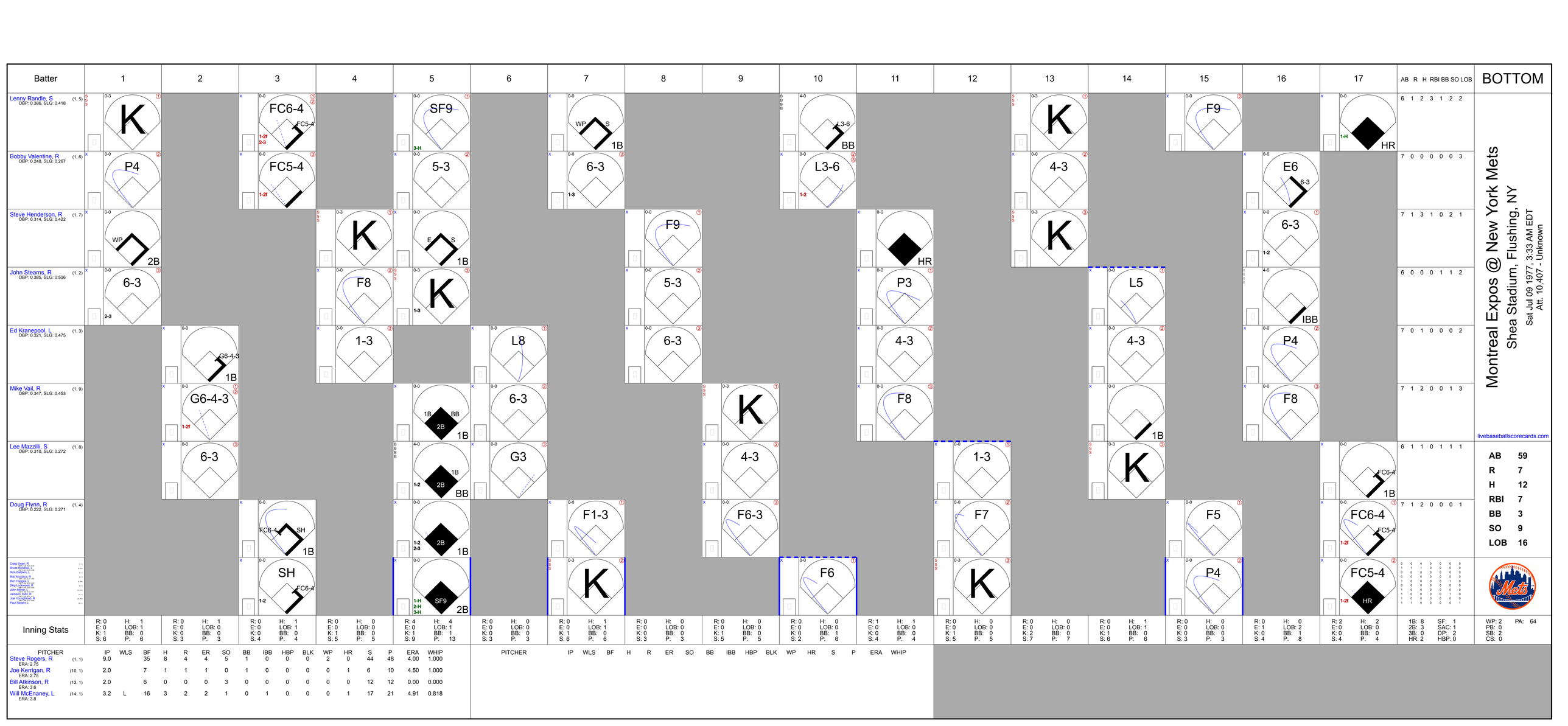
Batter
1
2
3
4
5
6
7
8
9
10
11
12
13
14
15
16
17
AB R H RBI BB SO LOB
BOTTOM
Lenny Randle, S (1, 5) OBP: 0.386, SLG: 0.418
Bobby Valentine, R (1, 6) OBP: 0.248, SLG: 0.267
Steve Henderson, R (1, 7) OBP: 0.314, SLG: 0.422
John Stearns, R (1, 2) OBP: 0.385, SLG: 0.506
Ed Kranepool, L (1, 3) OBP: 0.321, SLG: 0.475
Mike Vail, R (1, 9) OBP: 0.347, SLG: 0.453
Lee Mazzilli, S (1, 8) OBP: 0.310, SLG: 0.272
Doug Flynn, R (1, 4) OBP: 0.222, SLG: 0.271
Craig Swan, R
Bruce Boisclair, L
Rick Baldwin, L
Bob Apodaca, R
Ron Hodges, L
Skip Lockwood, R
John Milner, L
Jackson Todd, R
Joel Youngblood, R
Paul Siebert, L
Montreal Expos @ New York Mets
Shea Stadium, Flushing, NY
Sat Jul 09 1977, 3:33 AM EDT
Att. 10,407 - Unknown
livebaseballscorecards.com
AB 59
R 7
H 12
RBI 7
BB 3
SO 9
LOB 16
Inning Stats
PITCHER IP WLS BF H R ER SO BB IBB HBP BLK WP HR S P ERA WHIP
Steve Rogers, R (1, 1) ERA: 2.75 9.0 35 8 4 4 5 1 0 0 0 2 0 44 48 4.00 1.000
Joe Kerrigan, R (10, 1) ERA: 2.75 2.0 7 1 1 1 0 1 0 0 0 0 1 6 10 4.50 1.000
Bill Atkinson, R (12, 1) ERA: 3.6 2.0 6 0 0 0 3 0 0 0 0 0 0 12 12 0.00 0.000
Will McEnaney, L (14, 1) ERA: 3.8 3.2 L 16 3 2 2 1 0 1 0 0 0 1 17 21 4.91 0.818
1B: 8 2B: 3 3B: 0 HR: 2
SF: 1 SAC: 1 DP: 2 HBP: 0
WP: 2 PB: 0 SB: 2 CS: 0
PA: 64

Montreal Expos @ New York Mets

Shea Stadium, Flushing, NY

Sun Jul 10 1977, 3:33 AM EDT

Att. 14,503 - Unknown

TOP

livebaseballscorecards.com

Batter	1	2	3	4	5	6	7	8	9	AB	R	H	RBI	BB	SO	LOB
Dave Cash, R (1, 4) OBP: 0.340, SLG: 0.349	F9		F9			F6-3		K		4	0	0	0	0	1	2
Chris Speier, R (1, 6) OBP: 0.338, SLG: 0.333	F8			F9		F6-3		FC5-4 (1-2f)		4	0	0	0	0	0	2
Warren Cromartie, L (1, 7) OBP: 0.339, SLG: 0.426	5-3			F6-3			G3		1-3	4	0	0	0	0	0	0
Gary Carter, R (1, 2) OBP: 0.343, SLG: 0.492		K		F7			F6-3		5-3	4	0	0	0	0	1	0
Wayne Garrett, L (1, 5) OBP: 0.370, SLG: 0.356 Pepe Frias, R (9, PR) OBP: 0.138, SLG: 0.172		F7			F8		BB		1B	3 0	0 0	1 0	0 0	1 0	0 0	0 0
Andre Dawson, R (1, 8) OBP: 0.331, SLG: 0.500		1B			1-3		F8		F8	4	0	1	0	0	0	2
Del Unser, L (1, 3) OBP: 0.319, SLG: 0.460		1-3			HR			1B	1B	3	1	2	1	0	0	1
Sam Mejias, R (1, 9) OBP: 0.324, SLG: 0.656			5-3		F8			P7		3	0	0	0	0	0	1
Jackie Brown, R (1, 1) OBP: 0.121, SLG: 0.094 Jose Morales, R (8, PH) OBP: 0.205, SLG: 0.250 Pete Mackanin, R (8, PR) OBP: 0.289, SLG: 0.381 Bill Atkinson, L (8, 1) OBP: 0.250, SLG: 0.250			F9			P3		FC5-4 (1-2)		2 1 0 0	0 0 0 0	0 1 0 0	0 0 0 0	0 0 0 0	0 0 0 0	0 0 0 0

Inning Stats	1	2	3	4	5	6	7	8	9
	R: 0 E: 0 K: 0 S: 3	H: 0 LOB: 0 BB: 0 P: 3	R: 0 E: 0 K: 1 S: 6	H: 1 LOB: 1 BB: 0 P: 6	R: 0 E: 0 K: 0 S: 3	H: 0 LOB: 0 BB: 0 P: 3	R: 0 E: 0 K: 0 S: 3	H: 0 LOB: 0 BB: 0 P: 3	R: 1 E: 0 K: 0 S: 4	H: 1 LOB: 0 BB: 0 P: 4	R: 0 E: 0 K: 0 S: 3	H: 0 LOB: 1 BB: 1 P: 7	R: 0 E: 0 K: 1 S: 7	H: 2 LOB: 2 BB: 0 P: 7	R: 0 E: 0 K: 0 S: 4	H: 1 LOB: 1 BB: 0 P: 4

AB	32
R	1
H	5
RBI	1
BB	1
SO	2
LOB	8

PITCHER		IP	WLS	BF	H	R	ER	SO	BB	IBB	HBP	BLK	WP	HR	S	P	ERA	WHIP	PITCHER	IP	WLS	BF	H	R	ER	SO	BB	IBB	HBP	BLK	WP	HR	S	P	ERA	WHIP
Pat Zachry, R ERA: 4.73	(1, 1)	7.1	W	27	4	1	1	1	1	0	0	0	0	1	28	32	1.23	0.682																	
Skip Lockwood, R ERA: 3.61	(8, 1)	1.2	S	6	1	0	0	1	0	0	0	0	0	0	8	8	0.00	0.600																	

Batter	1	2	3	4	5	6	7	8	9	AB	R	H	RBI	BB	SO	LOB
Lenny Randle, S (1, 5) OBP: 0.384, SLG: 0.415	6-3		3-1			K		CS 1B		4	0	1	0	0	1	0
Felix Millan, R (1, 4) OBP: 0.241, SLG: 0.243	F3			6-3			P6	CS 1-2		3	0	0	0	0	0	0
Steve Henderson, R (1, 7) OBP: 0.315, SLG: 0.409	5-3			K			1B 2B BB			2	1	0	0	1	1	0
Bruce Boisclair, L (1, 8) OBP: 0.337, SLG: 0.400		1B 2B		3-1			1-3 2B 1B			3	1	2	0	0	0	0
Mike Vail, R (1, 9) OBP: 0.346, SLG: 0.458		5-3			F8		1-H 3-H 2B			3	0	1	2	0	0	1
Bobby Valentine, R (1, 3) OBP: 0.242, SLG: 0.259		6-3			6-3		F7			3	0	0	0	0	0	2
Jerry Grote, R (1, 2) OBP: 0.324, SLG: 0.301		2-H 1B			K		F8			3	0	1	0	0	1	1
Doug Flynn, R (1, 6) OBP: 0.213, SLG: 0.260			K			F9		F6-3		3	0	0	0	0	1	0
Pat Zachry, R (1, 1) OBP: 0.125, SLG: 0.097			6-3			F7		F8		2	0	0	0	0	0	0
Skip Lockwood, R (8, 1) OBP: 0.200, SLG: 0.200										1	0	0	0	0	0	0
Inning Stats	R: 0 E: 0 K: 0 S: 3 H: 0 LOB: 0 BB: 0 P: 3	R: 0 E: 0 K: 0 S: 4 H: 2 LOB: 2 BB: 0 P: 4	R: 0 E: 0 K: 1 S: 5 H: 0 LOB: 0 BB: 0 P: 5	R: 0 E: 0 K: 1 S: 5 H: 0 LOB: 0 BB: 0 P: 5	R: 0 E: 0 K: 1 S: 5 H: 0 LOB: 0 BB: 0 P: 5	R: 0 E: 0 K: 1 S: 5 H: 0 LOB: 0 BB: 0 P: 5	R: 2 E: 0 K: 0 S: 5 H: 2 LOB: 1 BB: 1 P: 9	R: 0 E: 0 K: 0 S: 3 H: 1 LOB: 0 BB: 0 P: 3		1B: 3 2B: 2 3B: 0 HR: 0 SF: 0 SAC: 0 DP: 0 HBP: 0						

PITCHER		IP	WLS	BF	H	R	ER	SO	BB	IBB	HBP	BLK	WP	HR	S	P	ERA	WHIP
Jackie Brown, R ERA: 3.34	(1, 1)	7.0	L	25	4	2	2	4	1	0	0	0	0	0	32	36	2.57	0.714
Bill Atkinson, R ERA: 3.51	(8, 1)	1.0		3	1	0	0	0	0	0	0	0	0	0	3	3	0.00	1.000

PITCHER	IP	WLS	BF	H	R	ER	SO	BB	IBB	HBP	BLK	WP	HR	S	P	ERA	WHIP

BOTTOM

Montreal Expos @ New York Mets

Shea Stadium, Flushing, NY

Sun Jul 10 1977, 3:33 AM EDT

Att. 14,503 - Unknown

livebaseballscorecards.com

AB	27
R	2
H	5
RBI	2
BB	1
SO	4
LOB	4

Batter	1	2	3	4	5	6	7	8	9	AB	R	H	RBI	BB	SO	LOB
Phil Garner, R (1, 5) OBP: 0.314, SLG: 0.442	5-3		5-3		2B		5-3			4	0	1	0	0	0	0
Ed Ott, L (1, 2) OBP: 0.367, SLG: 0.423	CS 1B		2B		3-1			F9		4	0	2	0	0	0	2
Dave Parker, L (1, 9) OBP: 0.387, SLG: 0.562	K		3-1			L5		1B		4	0	1	0	0	1	2
Bill Robinson, R (1, 7) OBP: 0.359, SLG: 0.514		BB		5-3		6-3		F2		3	1	0	0	1	0	1
Al Oliver, L (1, 8) OBP: 0.333, SLG: 0.473		1B		4-3		1B		4-3		4	1	2	0	0	0	1
Willie Stargell, L (1, 3) OBP: 0.388, SLG: 0.550		G3		F8		1B			WP 1B	4	0	2	0	0	0	2
Rennie Stennett, R (1, 4) OBP: 0.370, SLG: 0.425		1B			F2-3 1B	5-3			K	4	0	2	1	0	1	3
Mario Mendoza, R (1, 6) OBP: 0.226, SLG: 0.290 Jerry Hairston, S (7, PH) OBP: 0.375, SLG: 0.405 Frank Taveras, R (7, 6) OBP: 0.297, SLG: 0.279 Bobby Tolan, L (9, PH) OBP: 0.273, SLG: 0.300		3-1			F2-3		F3		K	2 1 0 1	0 0 0 0	0 0 0 0	0 0 0 0	0 0 0 1	0 0 0 1	1 0 0 1
Odell Jones, R (1, 1) OBP: 0.250, SLG: 0.250 Omar Moreno, L (7, PH) OBP: 0.297, SLG: 0.351 Terry Forster, L (7, 1) OBP: 0.286, SLG: 0.429 Fernando Gonzalez, R (9, PH) OBP: 0.300, SLG: 0.473			F7		2B 1B		F5		K	2 1 0 1	0 0 0 0	1 0 0 0	0 0 0 0	0 0 0 1	0 0 0 1	0 0 0 1
Inning Stats	R: 0 H: 1 E: 0 LOB: 1 K: 1 BB: 0 S: 5 P: 5	R: 2 H: 2 E: 0 LOB: 0 K: 0 BB: 1 S: 4 P: 8	R: 0 H: 1 E: 0 LOB: 1 K: 0 BB: 0 S: 4 P: 4	R: 0 H: 0 E: 0 LOB: 0 K: 0 BB: 0 S: 3 P: 3	R: 0 H: 3 E: 0 LOB: 2 K: 0 BB: 0 S: 5 P: 5	R: 0 H: 2 E: 0 LOB: 2 K: 0 BB: 0 S: 5 P: 5	R: 0 H: 0 E: 0 LOB: 0 K: 0 BB: 0 S: 3 P: 3	R: 0 H: 1 E: 0 LOB: 1 K: 0 BB: 0 S: 4 P: 4	R: 0 H: 1 E: 0 LOB: 1 K: 3 BB: 0 S: 10 P: 10	1B: 9 SF: 0 2B: 4 SAC: 0 3B: 0 DP: 2 HR: 0 HBP: 0						

PITCHER		IP	WLS	BF	H	R	ER	SO	BB	IBB	HBP	BLK	WP	HR	S	P	ERA	WHIP
Stan Bahnsen, R ERA: 5.86	(1, 1)	9.0	W	36	11	2	2	4	1	0	0	0	1	0	43	47	2.00	1.333

PITCHER		IP	WLS	BF	H	R	ER	SO	BB	IBB	HBP	BLK	WP	HR	S	P	ERA	WHIP

TOP

Pittsburgh Pirates @ Montreal Expos

Olympic Stadium, Montreal, QB

Mon Jul 11 1977, 7:05 PM EDT

Att. 19,763 - Unknown

livebaseballscorecards.com

AB	35
R	2
H	11
RBI	1
BB	1
SO	4
LOB	14

WP: 1	PA: 36		
PB: 0			
SB: 0			
CS: 1			

BOTTOM

Pittsburgh Pirates @ Montreal Expos

Olympic Stadium, Montreal, QB

Mon Jul 11 1977, 7:05 PM EDT

Att. 19,763 - Unknown

livebaseballscorecards.com

Batter	1	2	3	4	5	6	7	8	9	AB	R	H	RBI	BB	SO	LOB
Dave Cash, R (1, 4) OBP: 0.341, SLG: 0.353	F9		1B 2-H 1B		1B 1B 2B	P3				4	1	2	1	0	0	0
Chris Speier, R (1, 6) OBP: 0.340, SLG: 0.336	F2		1-3 1B		1B E 2-3 1B		4-3			4	1	2	0	0	0	0
Wayne Garrett, L (1, 5) OBP: 0.366, SLG: 0.351	4-3		F6		E7 SH2-3 1-H 3-H 1B		K			4	1	1	1	0	1	2
Tony Perez, R (1, 3) OBP: 0.332, SLG: 0.437		K	IBB		6-3		K			3	0	0	0	1	2	1
Gary Carter, R (1, 2) OBP: 0.343, SLG: 0.490		F8	2-3		SH2-3 3-H			G5-4-3 1B		3	0	1	1	0	0	3
Warren Cromartie, L (1, 7) OBP: 0.341, SLG: 0.425 Sam Mejias, R (9, 8) OBP: 0.324, SLG: 0.656		BB		L6	1B			G5-4-3 1-2f		3 0	0 0	1 0	0 0	1 0	0 0	1 0
Andre Dawson, R (1, 8) OBP: 0.330, SLG: 0.494 (9, 7)		F8		BB	F7			4-3		3	0	0	0	1	0	2
Del Unser, L (1, 9) OBP: 0.319, SLG: 0.454			SH3-4 1B BB	K		F7				2	1	0	0	1	1	1
Stan Bahnsen, R (1, 1) OBP: 0.133, SLG: 0.143			SH3-4 1-2	K		F7				2	0	0	0	0	1	1
Inning Stats	R: 0 E: 0 K: 0 S: 3 H: 0 LOB: 0 BB: 0 P: 3	R: 0 E: 0 K: 1 S: 5 H: 0 LOB: 1 BB: 1 P: 9	R: 1 E: 0 K: 0 S: 5 H: 2 LOB: 3 BB: 2 P: 13	R: 0 E: 0 K: 2 S: 7 H: 0 LOB: 1 BB: 1 P: 11	R: 3 E: 1 K: 0 S: 7 H: 4 LOB: 1 BB: 0 P: 7	R: 0 E: 0 K: 0 S: 3 H: 0 LOB: 0 BB: 0 P: 3	R: 0 E: 0 K: 2 S: 7 H: 0 LOB: 0 BB: 0 P: 7	R: 0 E: 0 K: 0 S: 3 H: 1 LOB: 0 BB: 0 P: 3		1B: 6 2B: 1 3B: 0 HR: 0 SF: 0 SAC: 2 DP: 1 HBP: 0						

	AB	28
	R	4
	H	7
	RBI	3
	BB	4
	SO	5
	LOB	11

WP: 0 PB: 0 SB: 0 CS: 0 PA: 34

PITCHER		IP	WLS	BF	H	R	ER	SO	BB	IBB	HBP	BLK	WP	HR	S	P	ERA	WHIP
Odell Jones, R ERA: 5.34	(1, 1)	6.0	L	28	6	4	3	3	3	1	0	0	0	0	30	46	4.50	1.500
Terry Forster, L ERA: 5.18	(7, 1)	2.0		6	1	0	0	2	0	0	0	0	0	0	10	10	0.00	0.500

PITCHER	IP	WLS	BF	H	R	ER	SO	BB	IBB	HBP	BLK	WP	HR	S	P	ERA	WHIP

Batter	1	2	3	4	5	6	7	8	9	10	11	12	AB	R	H	RBI	BB	SO	LOB
Phil Garner, R (1, 5) (8, 6) OBP: 0.312, SLG: 0.448	6-3			F5		4-3		HR (2-H)		F8			5	1	1	2	0	0	0
Ed Ott, L (1, 2) OBP: 0.368, SLG: 0.418	K			BB (1B, 6-3, 2B)		F8		1B		F5			4	1	1	0	1	1	0
Dave Parker, L (1, 9) OBP: 0.382, SLG: 0.554	F9			6-3 (1-2)		5-3		F7			K		5	0	0	0	0	1	2
Bill Robinson, R (1, 7) (8, 5) OBP: 0.356, SLG: 0.507		6-3		1B (2B, 2-3)			K		5-3		F9		5	0	1	0	0	1	0
Al Oliver, L (1, 8) (8, 7) OBP: 0.334, SLG: 0.475		1-3		2B (1-3, 3-H)			4-3		FC6-4 (1B) 1B		L1		5	1	2	1	0	0	0
Willie Stargell, L (1, 3) OBP: 0.386, SLG: 0.543 Jim Fregosi, R (9, PR) (9, 3) OBP: 0.410, SLG: 0.536		F7		F6			K		FC6-4 (1-3) 1B			HR	4 1	0 1	1 1	0 1	0 0	1 0	2 0
Rennie Stennett, R (1, 4) OBP: 0.364, SLG: 0.419			K		6-3			4-3	FC6-4 (1-2f, 3-H)			1-3	5	0	0	1	0	1	1
Frank Taveras, R (1, 6) OBP: 0.299, SLG: 0.282 Mario Mendoza, R (4, 6) OBP: 0.219, SLG: 0.281 Omar Moreno, L (8, PH) (8, 8) OBP: 0.297, SLG: 0.348			G2-6-4 (1B)		G3			BB (S, HR)	K			K	1 1 2	0 0 1	1 0 0	0 0 1	0 0 2	0 0 1	0 0 1
Bruce Kison, R (1, 1) OBP: 0.256, SLG: 0.342 Jerry Hairston, S (8, PH) OBP: 0.367, SLG: 0.395 Kent Tekulve, R (8, 1) OBP: 0.400, SLG: 0.400 Rich Gossage, R (9, 1) OBP: 0.214, SLG: 0.286			G2-6-4 (1-2f)		6-3			K (1-2)		4-3		1-3	2 1 0 2	0 0 0 0	0 0 0 0	0 0 0 0	0 1 0 0	0 1 0 0	1 1 0 0
Inning Stats	R: 0 E: 0 K: 1 S: 5 H: 0 LOB: 0 BB: 0 P: 5	R: 0 E: 0 K: 0 S: 3 H: 0 LOB: 0 BB: 0 P: 3	R: 0 E: 0 K: 1 S: 5 H: 1 LOB: 0 BB: 0 P: 5	R: 1 E: 0 K: 0 S: 5 H: 2 LOB: 2 BB: 1 P: 9	R: 0 E: 0 K: 0 S: 3 H: 0 LOB: 0 BB: 0 P: 3	R: 0 E: 0 K: 0 S: 3 H: 0 LOB: 0 BB: 0 P: 3	R: 0 E: 0 K: 2 S: 7 H: 0 LOB: 0 BB: 0 P: 7	R: 2 E: 0 K: 1 S: 7 H: 2 LOB: 1 BB: 1 P: 11	R: 1 E: 0 K: 1 S: 7 H: 2 LOB: 1 BB: 0 P: 7	R: 0 E: 0 K: 0 S: 3 H: 0 LOB: 0 BB: 0 P: 3	R: 0 E: 0 K: 1 S: 5 H: 0 LOB: 0 BB: 0 P: 5	R: 1 E: 0 K: 1 S: 6 H: 1 LOB: 0 BB: 0 P: 6	1B: 5 2B: 1 3B: 0 HR: 2 SF: 0 SAC: 0 DP: 1 HBP: 0						

PITCHER	IP	WLS	BF	H	R	ER	SO	BB	IBB	HBP	BLK	WP	HR	S	P	ERA	WHIP
Wayne Twitchell, R (1, 1) ERA: 4.09	8.0		30	5	3	3	5	2	0	0	0	0	1	38	46	3.38	0.875
Will McEnaney, L (9, 1) ERA: 3.92	0.1		3	2	1	1	0	0	0	0	0	0	0	3	3	27.00	6.000
Joe Kerrigan, R (9, 1) ERA: 2.67	1.2		5	0	0	0	1	0	0	0	0	0	0	7	7	0.00	0.000
Bill Atkinson, R (11, 1) ERA: 3.56	2.0	L	7	1	1	1	2	0	0	0	0	0	1	11	11	4.50	0.500

PITCHER	IP	WLS	BF	H	R	ER	SO	BB	IBB	HBP	BLK	WP	HR	S	P	ERA	WHIP

Pittsburgh Pirates @ Montreal Expos

Olympic Stadium, Montreal, QB

Tue Jul 12 1977, 7:05 PM EDT

Att. 14,781 - Unknown

TOP

livebaseballscorecards.com

AB	43
R	5
H	8
RBI	5
BB	2
SO	8
LOB	8

1B: 5 2B: 1 3B: 0 HR: 2 SF: 0 SAC: 0 DP: 1 HBP: 0

WP: 0 PB: 0 SB: 1 CS: 0 PA: 45

Batter	1	2	3	4	5	6	7	8	9	10	11	12	AB	R	H	RBI	BB	SO	LOB
Dave Cash, R (1, 4) OBP: 0.344, SLG: 0.359	G3 2B		G3 1-3 1B	G6-4-3 1-2f		S 1B		6-3 2-3		1-6-3			6	0	3	0	0	0	5
Chris Speier, R (1, 6) OBP: 0.333, SLG: 0.329	K		1-3 1-2		5-3	K 1-2			K		F8		6	0	0	0	0	3	3
Wayne Garrett, L (1, 5) OBP: 0.373, SLG: 0.360	G3 2-3		G3 2-3		BB 1B SF8 1B		FC6-4 1B		F9		1B		6	1	3	0	0	0	2
Tony Perez, R (1, 3) OBP: 0.331, SLG: 0.434 Sam Mejias, R (8, 9) OBP: 0.333, SLG: 0.647	F7		6-3		E BB 1-2 1B		F3		1B		F7		4 2	0 0	1 1	0 0	0 0	0 0	3 1
Gary Carter, R (1, 2) OBP: 0.339, SLG: 0.481		6-3		P5	1-2 2-3 E BB		K		F2		F2		5	0	0	0	1	1	3
Warren Cromartie, L (1, 7) OBP: 0.344, SLG: 0.429		2B		1B E BB	SF8 1-2 2-3 3-H		FC6-4 1-2f			BB 1B		F7	4	1	2	1	1	0	1
Andre Dawson, R (1, 8) OBP: 0.330, SLG: 0.494	K		1-3 E 1B		5-3			SH3-4 2B		F2		F8	6	2	2	0	0	1	4
Del Unser, L (1, 9) OBP: 0.333, SLG: 0.465 (8, 3)	IBB		E4 1-H 3-H 2B			F7		SH3-4 2-3		BB 1-2		E9 1B	3	0	2	2	2	0	0
Wayne Twitchell, R (1, 1) OBP: 0.208, SLG: 0.182 Jose Morales, R (8, PH) OBP: 0.225, SLG: 0.297 Pete Mackanin, R (8, PR) OBP: 0.289, SLG: 0.381 Will McEnaney, L (9, 1) Joe Kerrigan, R (9, 1) Ellis Valentine, R (10, PH) OBP: 0.364, SLG: 0.563 Bill Atkinson, L (11, 1) OBP: 0.200, SLG: 0.250 Larry Parrish, R (12, PH) OBP: 0.313, SLG: 0.393	K			G6-4-3 BB		1-3		6-3 3-H		F7		F2	2 1 0 0 0 1 0	0 0 0 0 0 0 0	0 1 0 0 0 0 0	0 1 0 0 0 0 0	1 0 0 0 0 0 0	1 0 0 0 0 0 2	2 0 0 0 0 0 0
Inning Stats	R: 0 E: 0 K: 1 S: 6 H: 1 LOB: 1 BB: 0 P: 6	R: 0 E: 0 K: 2 S: 8 H: 1 LOB: 2 BB: 1 P: 12	R: 0 E: 0 K: 0 S: 4 H: 1 LOB: 1 BB: 0 P: 4	R: 2 E: 1 K: 0 S: 4 H: 2 LOB: 1 BB: 2 P: 12	R: 1 E: 1 K: 0 S: 5 H: 2 LOB: 2 BB: 1 P: 9	R: 0 E: 0 K: 1 S: 6 H: 1 LOB: 1 BB: 0 P: 6	R: 0 E: 0 K: 1 S: 6 H: 1 LOB: 1 BB: 0 P: 6	R: 1 E: 0 K: 0 S: 4 H: 2 LOB: 1 BB: 0 P: 4	R: 0 E: 0 K: 1 S: 6 H: 1 LOB: 1 BB: 0 P: 6	R: 0 E: 0 K: 0 S: 4 H: 1 LOB: 2 BB: 1 P: 8	R: 0 E: 0 K: 0 S: 4 H: 1 LOB: 1 BB: 0 P: 4	R: 0 E: 1 K: 0 S: 4 H: 1 LOB: 1 BB: 0 P: 4	1B: 10 2B: 5 3B: 0 HR: 0	SF: 1 SAC: 1 DP: 1 HBP: 0	WP: 0 PB: 0 SB: 1 CS: 0	PA: 54				

PITCHER		IP	WLS	BF	H	R	ER	SO	BB	IBB	HBP	BLK	WP	HR	S	P	ERA	WHIP
Bruce Kison, R ERA: 4.86	(1, 1)	7.0		33	9	3	3	5	3	1	0	0	0	0	39	55	3.86	1.714
Kent Tekulve, R ERA: 2.89	(8, 1)	1.0		4	2	1	1	0	0	0	0	0	0	0	4	4	9.00	2.000
Rich Gossage, R ERA: 1.6	(9, 1)	4.0	W	17	4	0	0	1	1	0	0	0	0	0	18	22	0.00	1.250

PITCHER	IP	WLS	BF	H	R	ER	SO	BB	IBB	HBP	BLK	WP	HR	S	P	ERA	WHIP

Pittsburgh Pirates @ Montreal Expos

Olympic Stadium, Montreal, QB

Tue Jul 12 1977, 7:05 PM EDT

Att. 14,781 - Unknown

livebaseballscorecards.com

AB	47
R	4
H	15
RBI	4
BB	5
SO	6
LOB	27

Batter	1	2	3	4	5	6	7	8	9	AB	R	H	RBI	BB	SO	LOB
Phil Garner, R (1, 5) OBP: 0.316, SLG: 0.450	0-0 4-3 S 3-1 1B		0-0 S 1B		0-3 ② K		0-0 1B 2B 2-H 1B		0-0 ① F7	5	2	3	1	0	1	0
Ed Ott, L (1, 2) OBP: 0.363, SLG: 0.410	0-0 ① 4-3 1-3		0-0 ① F9		0-3 ③ K		0-0 2B 1-3 1B		0-0 ② F8	5	1	1	0	0	1	2
Dave Parker, L (1, 9) OBP: 0.382, SLG: 0.553	0-0 ② 3-1 3-H		0-0 ② 4-3 1-2			0-0 ① L6	0-0 2B 1-H 3-H 2B		B B B B 4-0 FC6-4 BB	4	1	1	3	1	0	1
Bill Robinson, R (1, 7) OBP: 0.357, SLG: 0.509	0-0 ③ L6		S S S 0-3 ③ K			0-0 G4-6-3 1B	0-0 2B 2-H 2B		0-0 ③ FC6-4 1-2f	5	0	2	1	0	1	2
Al Oliver, L (1, 8) OBP: 0.330, SLG: 0.469 Omar Moreno, L (7, 8) OBP: 0.297, SLG: 0.348		0-0 ① 4-3		0-0 ① 5-3		0-0 ②③ G4-6-3 1-2f	0-0 ③ F2			4 0	0 0	0 0	0 0	0 0	0 0	2 0
Willie Stargell, L (1, 3) OBP: 0.383, SLG: 0.542		0-0 ② 4-3		0-0 ② 4-3			0-0 WP 1B 2B	S S S 0-3 ① K		4	1	1	0	0	1	0
Rennie Stennett, R (1, 4) OBP: 0.371, SLG: 0.424		0-0 1B 1B		0-0 FC6-4 1B			0-0 SH1-4 1B 2-H 1B	B B B 4-0 BB		3	0	3	1	1	0	0
Frank Taveras, R (1, 6) OBP: 0.299, SLG: 0.282		0-0 1-2 1B		0-0 ③ FC6-4 1-2f			0-0 ① SH1-4 1-2	0-0 ② F9		3	0	1	0	0	0	2
John Candelaria, L (1, 1) OBP: 0.205, SLG: 0.190 Kent Tekulve, R (7, 1) OBP: 0.333, SLG: 0.333		S S S 0-3 ③ K			0-0 ① F7		0-0 ② 1B 2-H 1B	S S S 0-3 ③ K		3 1	1 0	1 0	0 0	0 0	1 1	2 1
Inning Stats	R: 1 E: 0 K: 0 S: 4 H: 1 LOB: 0 BB: 0 P: 4	R: 0 E: 0 K: 1 S: 7 H: 2 LOB: 2 BB: 0 P: 7	R: 0 E: 0 K: 1 S: 6 H: 1 LOB: 1 BB: 0 P: 6	R: 0 E: 0 K: 0 S: 4 H: 1 LOB: 1 BB: 0 P: 4	R: 0 E: 0 K: 2 S: 7 H: 0 LOB: 0 BB: 0 P: 7	R: 0 E: 0 K: 0 S: 3 H: 1 LOB: 0 BB: 0 P: 3	R: 5 E: 0 K: 0 S: 9 H: 7 LOB: 1 BB: 0 P: 9	R: 0 E: 0 K: 2 S: 7 H: 0 LOB: 1 BB: 1 P: 11	R: 0 E: 0 K: 0 S: 3 H: 0 LOB: 1 BB: 1 P: 7	1B: 10 2B: 3 3B: 0 HR: 0	SF: 0 SAC: 1 DP: 1 HBP: 0						

PITCHER		IP	WLS	BF	H	R	ER	SO	BB	IBB	HBP	BLK	WP	HR	S	P	ERA	WHIP
Steve Rogers, R ERA: 2.9	(1, 1)	6.2	L	29	11	5	5	4	0	0	0	0	1	0	37	37	6.75	1.650
Will McEnaney, L ERA: 4.04	(7, 1)	0.1		3	2	1	1	0	0	0	0	0	0	0	3	3	27.00	6.000
Santo Alcala, R ERA: 6.35	(8, 1)	2.0		8	0	0	0	2	2	0	0	0	0	0	10	18	0.00	1.000

PITCHER	IP	WLS	BF	H	R	ER	SO	BB	IBB	HBP	BLK	WP	HR	S	P	ERA	WHIP

TOP

Pittsburgh Pirates @ Montreal Expos

Olympic Stadium, Montreal, QB

Wed Jul 13 1977, 7:05 PM EDT

Att. 22,799 - Unknown

livebaseballscorecards.com

AB	37
R	6
H	13
RBI	6
BB	2
SO	6
LOB	12

1B: 10 SF: 0 PA: 40
2B: 3 SAC: 1
3B: 0 DP: 1
HR: 0 HBP: 0

WP: 1
PB: 0
SB: 2
CS: 0

BOTTOM

Pittsburgh Pirates @ Montreal Expos

Olympic Stadium, Montreal, QB

Wed Jul 13 1977, 7:05 PM EDT

Att. 22,799 - Unknown

livebaseballscorecards.com

Batter	1	2	3	4	5	6	7	8	9	AB	R	H	RBI	BB	SO	LOB
Dave Cash, R (1, 4) OBP: 0.340, SLG: 0.355	1-3		F8		F8			F9		4	0	0	0	0	0	1
Chris Speier, R (1, 6) OBP: 0.332, SLG: 0.325	F8		F8			F2		BBBB, FC6-4, BB		3	0	0	0	1	0	0
Larry Parrish, R (1, 5) OBP: 0.313, SLG: 0.391	1B			5-3		F7		SSS, K		4	0	1	0	0	1	1
Tony Perez, R (1, 3) OBP: 0.327, SLG: 0.429	F8			F2		F9		FC6-4, 1-2f		4	0	0	0	0	0	2
Gary Carter, R (1, 2) OBP: 0.345, SLG: 0.494		HR		BB			F4		3-1, 1B	3	1	2	1	1	0	0
Warren Cromartie, L (1, 9) OBP: 0.345, SLG: 0.428 (8, 7)		G3		F9			BBBB, FC1-4, BB		3-1, 1-2	3	0	1	0	1	0	1
Sam Mejias, R (1, 8) OBP: 0.325, SLG: 0.605		G4-3, 1B			1-3		FC1-4, BB, 1-2f	SSS, K		4	0	1	0	0	1	3
Pete Mackanin, R (1, 7) OBP: 0.298, SLG: 0.386		G4-3, 1-2f			SH1, 1B		BBBB, 1-2, BB		3-1, 1-2, 2-3	2	0	1	0	0	0	1
Del Unser, L (7, PH) (8, 9) OBP: 0.335, SLG: 0.462										1	0	0	0	1	0	2
Steve Rogers, R (1, 1) OBP: 0.155, SLG: 0.109			F9		SH1, 1-2		SSS, K		1-3	1	0	0	0	0	0	0
Will McEnaney, L (7, 1)										0	0	0	0	0	0	0
Wayne Garrett, L (7, PH) OBP: 0.370, SLG: 0.356										1	0	0	0	0	1	2
Santo Alcala, R (8, 1) OBP: 0.053, SLG: 0.211										0	0	0	0	0	0	0
Jose Morales, R (9, PH) OBP: 0.220, SLG: 0.289										1	0	0	0	0	0	2
Inning Stats	R: 0 E: 0 K: 0 S: 4 H: 1 LOB: 1 BB: 0 P: 4	R: 1 E: 0 K: 0 S: 4 H: 2 LOB: 0 BB: 0 P: 4	R: 0 E: 0 K: 0 S: 3 H: 0 LOB: 0 BB: 0 P: 3	R: 0 E: 0 K: 0 S: 3 H: 0 LOB: 1 BB: 1 P: 7	R: 0 E: 0 K: 0 S: 4 H: 1 LOB: 1 BB: 0 P: 4	R: 0 E: 0 K: 0 S: 3 H: 0 LOB: 0 BB: 0 P: 3	R: 0 E: 0 K: 1 S: 5 H: 0 LOB: 2 BB: 2 P: 13	R: 0 E: 0 K: 1 S: 5 H: 0 LOB: 1 BB: 1 P: 9	R: 0 E: 0 K: 1 S: 7 H: 2 LOB: 2 BB: 0 P: 7	1B: 5 2B: 0 3B: 0 HR: 1	SF: 0 SAC: 1 DP: 1 HBP: 0						

	AB	31
	R	1
	H	6
	RBI	1
	BB	4
	SO	3
	LOB	15

WP: 0 PB: 0 SB: 0 CS: 0 PA: 36

PITCHER		IP	WLS	BF	H	R	ER	SO	BB	IBB	HBP	BLK	WP	HR	S	P	ERA	WHIP
John Candelaria, L ERA: 2.82	(1, 1)	6.1	W	24	4	1	1	0	2	0	0	0	0	1	22	30	1.42	0.947
Kent Tekulve, R ERA: 2.76	(7, 1)	2.2		12	2	0	0	3	2	0	0	0	0	0	16	24	0.00	1.500

PITCHER	IP	WLS	BF	H	R	ER	SO	BB	IBB	HBP	BLK	WP	HR	S	P	ERA	WHIP

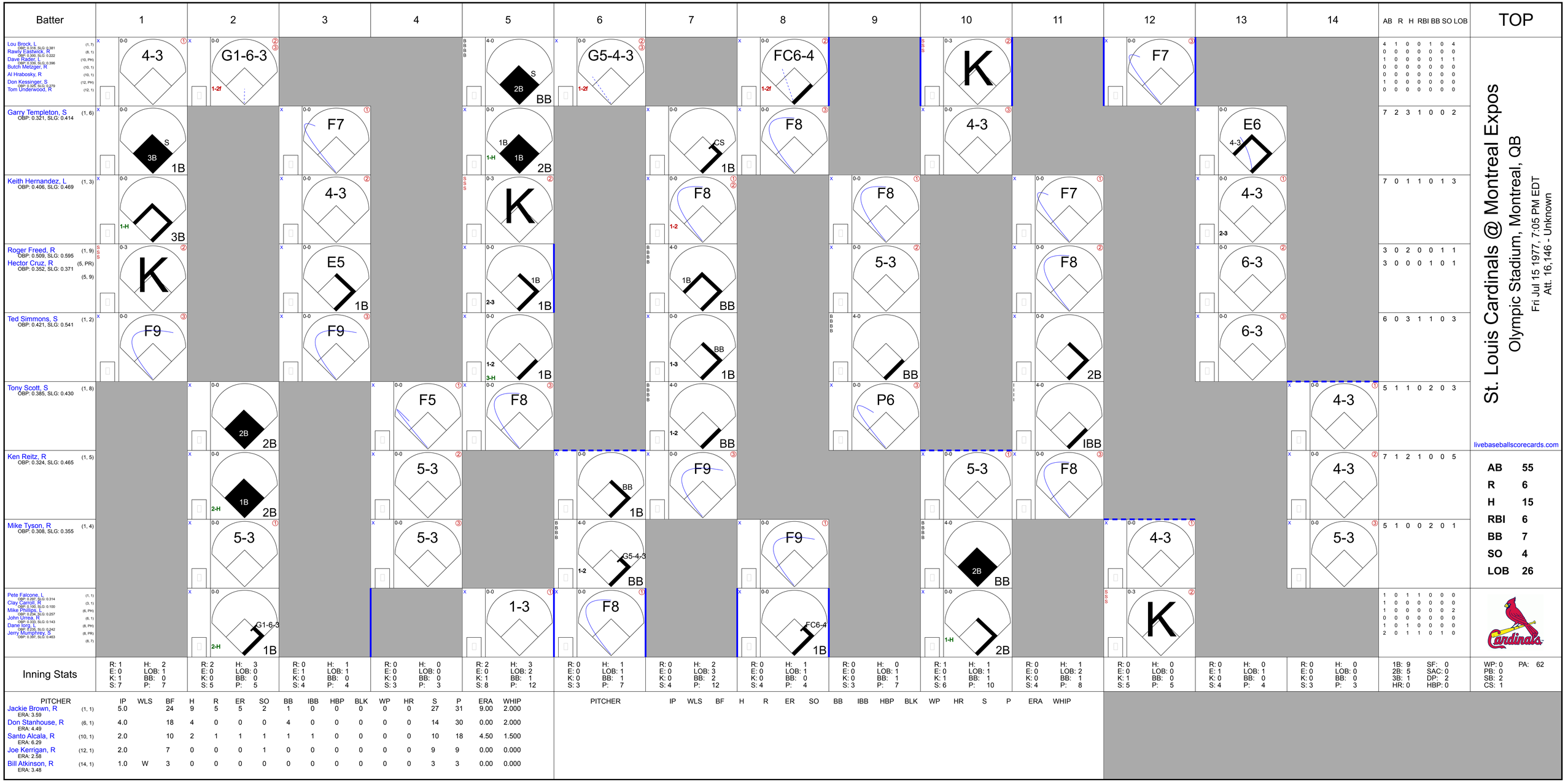

St. Louis Cardinals @ Montreal Expos

Olympic Stadium, Montreal, QB

Fri Jul 15 1977, 7:05 PM EDT

Att. 16,146 - Unknown

livebaseballscorecards.com

Batter	1	2	3	4	5	6	7	8	9	10	11	12	13	14	AB	R	H	RBI	BB	SO	LOB
Lou Brock, L (1, 7) OBP: 0.318, SLG: 0.381	4-3	G1-6-3			2B S BB	G5-4-3		FC6-4		K		F7			4	1	0	0	1	0	4
Rawly Eastwick, R (8, 1) OBP: 0.300, SLG: 0.222															0	0	0	0	0	0	0
Dave Rader, L (10, PH) OBP: 0.339, SLG: 0.396															1	0	0	0	0	1	1
Butch Metzger, R (10, 1)															0	0	0	0	0	0	0
Al Hrabosky, R (10, 1)															0	0	0	0	0	0	0
Don Kessinger, S (12, PH) OBP: 0.325, SLG: 0.279															1	0	0	0	0	0	0
Tom Underwood, R (12, 1)															0	0	0	0	0	0	0
Garry Templeton, S (1, 6) OBP: 0.321, SLG: 0.414	3B S 1B		F7		1B 1B 2B		CS 1B	F8		4-3			E6 4-3		7	2	3	1	0	0	2
Keith Hernandez, L (1, 3) OBP: 0.406, SLG: 0.469	1-H 3B		4-3		K		F8 1-2		F8		F7		4-3 2-3		7	0	1	1	0	1	3
Roger Freed, R (1, 9) OBP: 0.509, SLG: 0.595	K		E5 1B		1B 2-3 1B		1B BB		5-3		F8		6-3		3	0	2	0	0	1	1
Hector Cruz, R (5, PR) OBP: 0.352, SLG: 0.371 (5, 9)															3	0	0	0	1	0	1
Ted Simmons, S (1, 2) OBP: 0.421, SLG: 0.541	F9		F9		1-2 3-H 1B		1-3 BB 1B		BB		2B		6-3		6	0	3	1	1	0	3
Tony Scott, S (1, 8) OBP: 0.385, SLG: 0.430		2B 2B		F5	F8		1-2 BB		P6		IBB			4-3	5	1	1	0	2	0	3
Ken Reitz, R (1, 5) OBP: 0.324, SLG: 0.465		1B 2-H 2B		5-3		BB 1B	F9			5-3	F8			4-3	7	1	2	1	0	0	5
Mike Tyson, R (1, 4) OBP: 0.308, SLG: 0.355		5-3		5-3		G5-4-3 1-2 BB		F9		2B BB		4-3		5-3	5	1	0	0	2	0	1
Pete Falcone, L (1, 1) OBP: 0.297, SLG: 0.314		G1-6-3 2-H 1B			1-3	F8		FC6-4 1B		1-H 2B		K			1	0	1	1	0	0	0
Clay Carroll, R (3, 1) OBP: 0.105, SLG: 0.100															1	0	0	0	0	0	0
Mike Phillips, L (6, PH) OBP: 0.234, SLG: 0.257															1	0	0	0	0	0	2
John Urrea, R (6, 1) OBP: 0.333, SLG: 0.143															0	0	0	0	0	0	0
Dane Iorg, L (8, PH) OBP: 0.226, SLG: 0.242															1	0	1	0	0	0	0
Jerry Mumphrey, S (8, PR) OBP: 0.397, SLG: 0.463															2	0	1	1	0	1	0

Inning Stats	1	2	3	4	5	6	7	8	9	10	11	12	13	14	AB	R	H	RBI	BB	SO	LOB
	R: 1 E: 0 K: 1 S: 7	H: 2 LOB: 1 BB: 0 P: 7	R: 2 E: 0 K: 0 S: 5	H: 3 LOB: 0 BB: 0 P: 5	R: 0 E: 1 K: 0 S: 4	H: 1 LOB: 1 BB: 0 P: 4	R: 0 E: 0 K: 0 S: 3	H: 0 LOB: 0 BB: 0 P: 3	R: 2 E: 0 K: 1 S: 8	H: 3 LOB: 2 BB: 1 P: 12	R: 0 E: 0 K: 0 S: 3	H: 1 LOB: 1 BB: 1 P: 7	R: 0 E: 0 K: 0 S: 4	H: 2 LOB: 3 BB: 2 P: 12	R: 0 E: 0 K: 0 S: 4	H: 1 LOB: 1 BB: 0 P: 4	R: 0 E: 0 K: 0 S: 3	H: 0 LOB: 1 BB: 1 P: 7	R: 1 E: 0 K: 1 S: 6	H: 1 LOB: 1 BB: 1 P: 10	R: 0 E: 0 K: 0 S: 4	H: 1 LOB: 2 BB: 1 P: 8	R: 0 E: 0 K: 1 S: 5	H: 0 LOB: 0 BB: 0 P: 5	R: 0 E: 1 K: 0 S: 4	H: 0 LOB: 1 BB: 0 P: 4	R: 0 E: 0 K: 0 S: 3	H: 0 LOB: 0 BB: 0 P: 3	1B: 9 2B: 5 3B: 1 HR: 0	SF: 0 SAC: 0 DP: 2 HBP: 0	WP: 0 PB: 0 SB: 2 CS: 1	PA: 62

PITCHER		IP	WLS	BF	H	R	ER	SO	BB	IBB	HBP	BLK	WP	HR	S	P	ERA	WHIP
Jackie Brown, R ERA: 3.59	(1, 1)	5.0		24	9	5	5	2	1	0	0	0	0	0	27	31	9.00	2.000
Don Stanhouse, R ERA: 4.49	(6, 1)	4.0		18	4	0	0	0	4	0	0	0	0	0	14	30	0.00	2.000
Santo Alcala, R ERA: 6.29	(10, 1)	2.0		10	2	1	1	1	1	1	0	0	0	0	10	18	4.50	1.500
Joe Kerrigan, R ERA: 2.58	(12, 1)	2.0		7	0	0	0	1	0	0	0	0	0	0	9	9	0.00	0.000
Bill Atkinson, R ERA: 3.48	(14, 1)	1.0	W	3	0	0	0	0	0	0	0	0	0	0	3	3	0.00	0.000

PITCHER	IP	WLS	BF	H	R	ER	SO	BB	IBB	HBP	BLK	WP	HR	S	P	ERA	WHIP

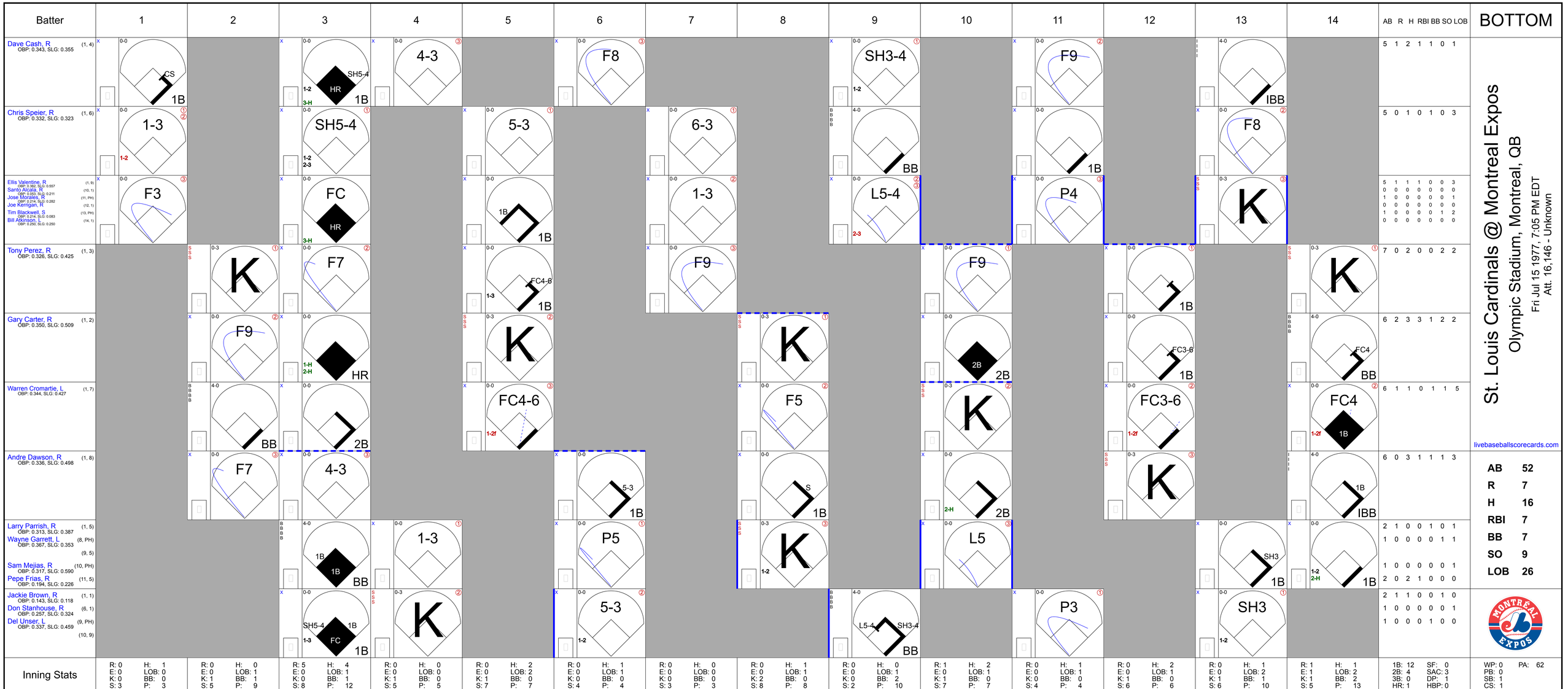
Batter
1
2
3
4
5
6
7
8
9
10
11
12
13
14
AB R H RBI BB SO LOB
BOTTOM
Dave Cash, R (1, 4) OBP: 0.343, SLG: 0.355
Chris Speier, R (1, 6) OBP: 0.332, SLG: 0.323
Ellis Valentine, R (1, 9) OBP: 0.362, SLG: 0.557
Santo Alcala, R (10, 1) OBP: 0.000, SLG: 0.211
Jose Morales, R (11, PH) OBP: 0.214, SLG: 0.282
Joe Kerrigan, R (12, 1)
Tim Blackwell, S (13, PH) OBP: 0.214, SLG: 0.083
Bill Atkinson, L (14, 1) OBP: 0.250, SLG: 0.250
Tony Perez, R (1, 3) OBP: 0.326, SLG: 0.425
Gary Carter, R (1, 2) OBP: 0.350, SLG: 0.509
Warren Cromartie, L (1, 7) OBP: 0.344, SLG: 0.427
Andre Dawson, R (1, 8) OBP: 0.336, SLG: 0.498
Larry Parrish, R (1, 5) OBP: 0.313, SLG: 0.387
Wayne Garrett, L (8, PH) OBP: 0.367, SLG: 0.353
(9, 5)
Sam Mejias, R (10, PH) OBP: 0.317, SLG: 0.590
Pepe Frias, R (11, 5) OBP: 0.194, SLG: 0.226
Jackie Brown, R (1, 1) OBP: 0.143, SLG: 0.118
Don Stanhouse, R (6, 1) OBP: 0.257, SLG: 0.324
Del Unser, L (9, PH) OBP: 0.337, SLG: 0.459
(10, 9)
Inning Stats
R: 0 E: 0 K: 0 S: 3 H: 1 LOB: 0 BB: 0 P: 3
R: 0 E: 0 K: 1 S: 5 H: 0 LOB: 1 BB: 1 P: 9
R: 5 E: 0 K: 0 S: 8 H: 4 LOB: 1 BB: 1 P: 12
R: 0 E: 0 K: 1 S: 5 H: 0 LOB: 0 BB: 0 P: 5
R: 0 E: 0 K: 1 S: 7 H: 2 LOB: 2 BB: 0 P: 7
R: 0 E: 0 K: 0 S: 4 H: 1 LOB: 1 BB: 0 P: 4
R: 0 E: 0 K: 0 S: 3 H: 0 LOB: 0 BB: 0 P: 3
R: 0 E: 0 K: 2 S: 8 H: 1 LOB: 1 BB: 0 P: 8
R: 0 E: 0 K: 0 S: 2 H: 0 LOB: 1 BB: 2 P: 10
R: 1 E: 0 K: 1 S: 7 H: 2 LOB: 1 BB: 0 P: 7
R: 0 E: 0 K: 0 S: 4 H: 1 LOB: 1 BB: 0 P: 4
R: 0 E: 0 K: 1 S: 6 H: 2 LOB: 1 BB: 0 P: 6
R: 0 E: 0 K: 1 S: 6 H: 1 LOB: 2 BB: 1 P: 10
R: 1 E: 1 K: 1 S: 5 H: 1 LOB: 2 BB: 2 P: 13
1B: 12 2B: 4 3B: 0 HR: 1 SF: 0 SAC: 3 DP: 1 HBP: 0
WP: 0 PB: 0 SB: 1 CS: 1 PA: 62
St. Louis Cardinals @ Montreal Expos
Olympic Stadium, Montreal, QB
Fri Jul 15 1977, 7:05 PM EDT
Att. 16,146 - Unknown
livebaseballscorecards.com
AB 52
R 7
H 16
RBI 7
BB 7
SO 9
LOB 26
PITCHER IP WLS BF H R ER SO BB IBB HBP BLK WP HR S P ERA WHIP
Pete Falcone, L (1, 1) ERA: 5.23 2.2 15 5 5 5 1 2 0 0 0 0 1 15 23 16.88 2.625
Clay Carroll, R (3, 1) ERA: 2.1 2.1 9 2 0 0 2 0 0 0 0 0 0 13 13 0.00 0.857
John Urrea, R (6, 1) ERA: 3.61 2.0 7 1 0 0 0 0 0 0 0 0 0 7 7 0.00 0.500
Rawly Eastwick, R (8, 1) ERA: 2.86 2.0 8 1 0 0 2 2 0 0 0 0 0 10 18 0.00 1.500
Butch Metzger, R (10, 1) ERA: 4.05 0.1 2 1 1 1 0 0 0 0 0 0 0 2 2 27.00 3.000
PITCHER IP WLS BF H R ER SO BB IBB HBP BLK WP HR S P ERA WHIP
Al Hrabosky, L (10, 1) ERA: 4.58 1.2 7 2 0 0 1 0 0 0 0 0 0 9 9 0.00 1.200
Tom Underwood, L (12, 1) ERA: 5.4 2.2 L 14 4 1 0 3 1 2 0 0 0 0 17 29 0.00 1.875

Batter	1	2	3	4	5	6	7	8	9	AB	R	H	RBI	BB	SO	LOB
Lou Brock, L (1, 7) OBP: 0.317, SLG: 0.382	0-3 ① K			0-0 ① 4-3		0-0 ③ F7			0-0 2B	4	0	1	0	0	1	0
Jerry Mumphrey, S (1, 9) OBP: 0.394, SLG: 0.456	0-0 ② 4-3			0-0 ② 1-3			0-0 ① 4-3		4-0 BB	3	0	0	0	1	0	0
Keith Hernandez, L (1, 3) OBP: 0.404, SLG: 0.466	0-3 ③ K			0-0 1B			0-0 ② 4-3		0-0 ② P4	4	0	1	0	0	1	2
Ted Simmons, S (1, 2) OBP: 0.416, SLG: 0.534		0-0 ① 3-1		0-0 ③ F7			0-0 ③ 6-3		0-0 ③ F8	4	0	0	0	0	0	3
Tony Scott, S (1, 8) OBP: 0.380, SLG: 0.424		0-3 ② K			0-0 ① 5-3			0-3 ① K		3	0	0	0	0	2	0
Ken Reitz, R (1, 5) OBP: 0.324, SLG: 0.464		0-3 ③ K			0-0 ② F9			0-0 1B		3	0	1	0	0	1	0
Mike Phillips, L (1, 4) OBP: 0.227, SLG: 0.250			0-0 ① G3		0-0 ③ P6			0-0 ② F9		3	0	0	0	0	0	1
Don Kessinger, S (1, 6) OBP: 0.317, SLG: 0.271			0-0 ② L6			0-0 ① F8		0-0 ③ F8		3	0	0	0	0	0	1
Larry Dierker, R (1, 1)			0-3 ③ K			0-0 ② F7			0-0 ① 4-3	0	0	0	0	0	0	0
John Urrea, R (1, 1) OBP: 0.300, SLG: 0.125										1	0	0	0	0	1	0
Dane Iorg, L (6, PH) OBP: 0.229, SLG: 0.235										1	0	0	0	0	0	0
Butch Metzger, R (6, 1)										0	0	0	0	0	0	0
Garry Templeton, S (9, PH) OBP: 0.321, SLG: 0.412										1	0	0	0	0	0	0
Inning Stats	R: 0 E: 0 K: 2 S: 7 H: 0 LOB: 0 BB: 0 P: 7	R: 0 E: 0 K: 2 S: 7 H: 0 LOB: 0 BB: 0 P: 7	R: 0 E: 0 K: 1 S: 5 H: 0 LOB: 0 BB: 0 P: 5	R: 0 E: 0 K: 0 S: 4 H: 1 LOB: 1 BB: 0 P: 4	R: 0 E: 0 K: 0 S: 3 H: 0 LOB: 0 BB: 0 P: 3	R: 0 E: 0 K: 0 S: 3 H: 0 LOB: 0 BB: 0 P: 3	R: 0 E: 0 K: 0 S: 3 H: 0 LOB: 0 BB: 0 P: 3	R: 0 E: 0 K: 1 S: 6 H: 1 LOB: 1 BB: 0 P: 6	R: 0 E: 0 K: 0 S: 4 H: 1 LOB: 2 BB: 1 P: 8	1B: 2 2B: 1 3B: 0 HR: 0 SF: 0 SAC: 0 DP: 0 HBP: 0						

PITCHER		IP	W/L/S	BF	H	R	ER	SO	BB	IBB	HBP	BLK	WP	HR	S	P	ERA	WHIP
Stan Bahnsen, R ERA: 5.16	(1, 1)	9.0	W	31	3	0	0	6	1	0	0	0	0	0	42	46	0.00	0.444

PITCHER	IP	W/L/S	BF	H	R	ER	SO	BB	IBB	HBP	BLK	WP	HR	S	P	ERA	WHIP

TOP

St. Louis Cardinals @ Montreal Expos

Olympic Stadium, Montreal, QB

Sat Jul 16 1977, 7:05 PM EDT

Att. 30,102 - Unknown

livebaseballscorecards.com

AB	30
R	0
H	3
RBI	0
BB	1
SO	6
LOB	7

PA: 31

WP: 0
PB: 0
SB: 0
CS: 0

Batter	1	2	3	4	5	6	7	8	9	AB	R	H	RBI	BB	SO	LOB
Dave Cash, R (1, 4) OBP: 0.339, SLG: 0.351	2-3	6-3			4-3			6-3		4	0	0	0	0	0	0
Chris Speier, R (1, 6) OBP: 0.331, SLG: 0.332	HR	K			F8			F8		4	1	1	1	0	1	0
Ellis Valentine, R (1, 9) OBP: 0.358, SLG: 0.550	5-3		4-3		F8			6-3		4	0	0	0	0	0	0
Tony Perez, R (1, 3) OBP: 0.326, SLG: 0.422	BB 1B BB		K			F8				2	1	0	0	1	1	0
Gary Carter, R (1, 2) OBP: 0.350, SLG: 0.505	1B 1B BB		K			K				2	1	0	0	1	2	0
Warren Cromartie, L (1, 7) OBP: 0.344, SLG: 0.426	1B 1B			F7		L3				3	0	1	1	0	0	0
Andre Dawson, R (1, 8) OBP: 0.336, SLG: 0.496	1B			F9			F7			3	0	1	1	0	0	0
Wayne Garrett, L (1, 5) OBP: 0.366, SLG: 0.362	G3			2B			K			3	0	1	0	0	1	2
Stan Bahnsen, R (1, 1) OBP: 0.111, SLG: 0.118		K		5-3			F8			3	0	0	0	0	1	1
Inning Stats	R: 3 E: 0 K: 0 S: 6 H: 3 LOB: 2 BB: 2 P: 14	R: 0 E: 0 K: 2 S: 7 H: 0 LOB: 0 BB: 0 P: 7	R: 0 E: 0 K: 2 S: 7 H: 0 LOB: 0 BB: 0 P: 7	R: 0 E: 0 K: 0 S: 4 H: 1 LOB: 1 BB: 0 P: 4	R: 0 E: 0 K: 0 S: 3 H: 0 LOB: 0 BB: 0 P: 3	R: 0 E: 0 K: 1 S: 5 H: 0 LOB: 0 BB: 0 P: 5	R: 0 E: 0 K: 1 S: 5 H: 0 LOB: 0 BB: 0 P: 5	R: 0 E: 0 K: 0 S: 3 H: 0 LOB: 0 BB: 0 P: 3		1B: 2 2B: 1 3B: 0 HR: 1 SF: 0 SAC: 0 DP: 0 HBP: 0						

PITCHER		IP	WLS	BF	H	R	ER	SO	BB	IBB	HBP	BLK	WP	HR	S	P	ERA	WHIP
Larry Dierker, R ERA: 4.7	(1, 1)	0.2	L	7	3	3	3	0	2	0	0	0	0	1	5	13	40.50	7.500
John Urrea, R ERA: 3.34	(1, 1)	4.1		14	1	0	0	4	0	0	0	0	0	0	22	22	0.00	0.231
Butch Metzger, R ERA: 3.88	(6, 1)	3.0		9	0	0	0	2	0	0	0	0	0	0	13	13	0.00	0.000

PITCHER	IP	WLS	BF	H	R	ER	SO	BB	IBB	HBP	BLK	WP	HR	S	P	ERA	WHIP

BOTTOM

St. Louis Cardinals @ Montreal Expos

Olympic Stadium, Montreal, QB

Sat Jul 16 1977, 7:05 PM EDT

Att. 30,102 - Unknown

livebaseballscorecards.com

AB	28
R	3
H	4
RBI	3
BB	2
SO	6
LOB	3

WP: 0 PA: 30
PB: 0
SB: 0
CS: 0

St. Louis Cardinals @ Montreal Expos

Olympic Stadium, Montreal, QB

Sun Jul 17 1977, 7:05 PM EDT

Att. 30,521 - Unknown

TOP

livebaseballscorecards.com

Batter	1	2	3	4	5	6	7	8	9	AB	R	H	RBI	BB	SO	LOB
Jerry Mumphrey, S (1, 9) OBP: 0.394, SLG: 0.462	S S S 0-3 ① K	B B B 4-0 3B BB		x 0-0 ① 5-3			x 0-0 ① F7		x 0-0 1B 2-H 3B	4	2	1	1	1	1	0
Garry Templeton, S (1, 6) OBP: 0.324, SLG: 0.423	x 0-0 3B 2B	x 0-0 2B 1-H 2-H 3B		S S S 0-3 ② K			x 0-0 ② G3		x 0-0 CS 1B 3-H	5	2	3	3	0	1	0
Tony Scott, S (1, 8) OBP: 0.377, SLG: 0.424	S S S 0-3 ② K	x 0-0 2B 3-H		x 0-0 ③ P6			S S S 0-3 ③ K		x 0-0 ① ② F8 1-2	5	0	1	1	0	2	2
Dave Rader, L (1, 2) OBP: 0.344, SLG: 0.448	x 0-0 2-H 3B	S S S 0-3 ② K			x 0-0 ① F7			S S S 0-3 ① K	x 0-0 2B	5	0	2	1	0	2	1
Keith Hernandez, L (1, 3) OBP: 0.404, SLG: 0.462	H 1-0 HBP	x 0-0 ③ 4-3			x 0-0 ② F7			x 0-0 ② F8	4-0 FC5-4 IBB	3	0	0	0	1	0	1
Ken Reitz, R (1, 5) OBP: 0.322, SLG: 0.463	x 0-0 ③ 6-3		x 0-0 ① P4		x 0-0 ③ F9			x 0-0 2B	x 0-0 ③ FC5-4 1-2f	5	0	1	0	0	0	4
Dane Iorg, L (1, 7) OBP: 0.237, SLG: 0.243		x 0-0 ① F7	x 0-0 1B			x 0-0 ① G3		B B B 4-0 FC4-6 BB		3	0	1	0	0	0	0
Hector Cruz, R (6, 7)										0	0	0	0	1	0	0
Mike Tyson, R (1, 4) OBP: 0.307, SLG: 0.358		x 0-0 2B 2B	x 0-0 ② F2			x 0-0 ② 6-3		x 0-0 ③ FC4-6 1-2f		4	1	1	0	0	0	3
Eric Rasmussen, R (1, 1) OBP: 0.191, SLG: 0.244		x 0-0 2-H 3B 2B	S S S 0-3 ③ K			x 0-0 ③ 6-3			x 0-0 3B 2B	4	2	2	1	0	1	1
Rawly Eastwick, R (9, 1) OBP: 0.300, SLG: 0.222										0	0	0	0	0	0	0
Clay Carroll, R (9, 1) OBP: 0.100, SLG: 0.100										0	0	0	0	0	0	0

AB	38
R	7
H	12
RBI	7
BB	3
SO	7
LOB	12

Inning Stats	1	2	3	4	5	6	7	8	9
	R: 1 E: 0 K: 2 S: 9	R: 4 E: 0 K: 1 S: 9	R: 0 E: 0 K: 1 S: 6	R: 0 E: 0 K: 1 S: 5	R: 0 E: 0 K: 0 S: 3	R: 0 E: 0 K: 0 S: 3	R: 0 E: 0 K: 1 S: 5	R: 0 E: 0 K: 1 S: 6	R: 2 E: 0 K: 0 S: 6
	H: 2 LOB: 2 BB: 0 P: 10	H: 4 LOB: 1 BB: 1 P: 13	H: 1 LOB: 1 BB: 0 P: 6	H: 0 LOB: 0 BB: 0 P: 5	H: 0 LOB: 0 BB: 0 P: 3	H: 0 LOB: 0 BB: 0 P: 3	H: 0 LOB: 0 BB: 0 P: 5	H: 1 LOB: 2 BB: 1 P: 10	H: 4 LOB: 2 BB: 1 P: 10

1B: 2	SF: 0
2B: 7	SAC: 0
3B: 3	DP: 0
HR: 0	HBP: 1

WP: 0	PA: 42
PB: 0	
SB: 0	
CS: 1	

PITCHER		IP	WLS	BF	H	R	ER	SO	BB	IBB	HBP	BLK	WP	HR	S	P	ERA	WHIP
Wayne Twitchell, R ERA: 4.55	(1, 1)	1.1		12	6	5	5	2	1	0	1	0	0	0	14	19	33.75	5.250
Don Stanhouse, R ERA: 4.46	(2, 1)	0.2		2	0	0	0	1	0	0	0	0	0	0	4	4	0.00	0.000
Santo Alcala, R ERA: 6.11	(3, 1)	2.0		7	1	0	0	2	0	0	0	0	0	0	11	11	0.00	0.500
Joe Kerrigan, R ERA: 2.45	(5, 1)	3.0		9	0	0	0	1	0	0	0	0	0	0	11	11	0.00	0.000
Will McEnaney, L ERA: 3.99	(8, 1)	0.2		3	1	0	0	1	0	0	0	0	0	0	5	5	0.00	1.500

PITCHER		IP	WLS	BF	H	R	ER	SO	BB	IBB	HBP	BLK	WP	HR	S	P	ERA	WHIP
Bill Atkinson, R ERA: 3.77	(8, 1)	1.1	W	9	4	2	2	0	1	1	0	0	0	0	7	15	13.50	3.750

Batter	1	2	3	4	5	6	7	8	9	AB	R	H	RBI	BB	SO	LOB
Dave Cash, R (1, 4) OBP: 0.345, SLG: 0.360	0-0 S 1B	0-0 1-2 1B		0-0 2B			0-0 ① ② G5-4-3 1-2f		0-0 2B BB 1-2 2-3 1B	5	1	4	0	0	0	1
Chris Speier, R (1, 6) OBP: 0.329, SLG: 0.333	S S S 0-3 ① K 1-2	0-0 ③ 1-3		0-0 ③ F9			0-0 ③ L1		0-0 BB SF8 1-3 2-H 3-H 2B	5	1	1	2	0	1	4
Ellis Valentine, R (1, 9) OBP: 0.355, SLG: 0.543	0-0 ② F3		S S S 0-3 ① K		0-0 ① F8			S S S 0-3 ① K	I I I 4-0 BB IBB	4	0	0	0	1	2	1
Tony Perez, R (1, 3) OBP: 0.328, SLG: 0.418 Pepe Frias, R (9, PR) OBP: 0.194, SLG: 0.226	B B B B 4-0 BB		S S S 0-3 ② K		0-0 ② F5			0-0 E6	B B B B 4-0 1-2 2-3 3-H BB	3 0	0 0	0 0	1 0	2 0	1 0	0 0
Gary Carter, R (1, 2) OBP: 0.344, SLG: 0.498	0-0 ③ F9		0-0 ③ 5-3		0-0 ③ P6			0-0 ② F8	0-0 ① SF8 3-H	4	0	0	1	0	0	3
Warren Cromartie, L (1, 7) OBP: 0.346, SLG: 0.435		0-0 HR		0-0 3B 1B		0-0 ① F8		0-0 ③ F7		4	2	2	1	0	0	1
Andre Dawson, R (1, 8) OBP: 0.338, SLG: 0.511	S S S 0-3 ① K			0-0 SF7 1-H 3B		S S S 0-3 ② K			0-0 1B 3B	4	2	2	1	0	2	0
Wayne Garrett, L (1, 5) OBP: 0.370, SLG: 0.364		B B B B 4-0 1B BB		0-0 ① SF7 3-H		0-0 ③ L4			0-0 1B 1B 2B 3-H 1B	2	1	1	2	1	0	0
Wayne Twitchell, R (1, 1) OBP: 0.250, SLG: 0.250 Don Stanhouse, R (2, 1) OBP: 0.457, SLG: 0.524 Pete Mackanin, R (2, PH) OBP: 0.250, SLG: 0.278 Santo Alcala, R (3, 1) OBP: 0.000, SLG: 0.211 Larry Parrish, R (4, PH) OBP: 0.333, SLG: 0.386 Joe Kerrigan, R (6, 1) Sam Mejias, R (7, PH) OBP: 0.333, SLG: 0.600 Will McEnaney, L (8, 1) Bill Atkinson, L (8, 1) OBP: 0.250, SLG: 0.250 Del Unser, L (9, PH) OBP: 0.341, SLG: 0.462	S S S 0-3 ② K			S S S 0-3 ② K			X 0-0 G5-4-3 1B		0-0 1-2 1B 2B 1B	0 0 1 0 0 1 1 0 0 0 1 0 0 1 0 0 1	0 0 0 0 0 0 0 0 0 0 0 0 0 0 0 0 1	0 0 0 0 0 0 0 0 0 0 0 0 0 0 0 0 1	0 0 0 0 0 0 1 0 0 1 0 0 0 0 0 0 1	0 0 1 0 0 0 0 1 0 0 0 0 0 0 0 0 1	0 0 1 0 0 0 1 0 0 0 0 0 0 0 0 0 1
Inning Stats	R: 0 E: 0 K: 1 S: 6 H: 1 LOB: 2 BB: 1 P: 10	R: 1 E: 0 K: 2 S: 9 H: 2 LOB: 2 BB: 1 P: 13	R: 0 E: 0 K: 2 S: 7 H: 0 LOB: 0 BB: 0 P: 7	R: 2 E: 0 K: 1 S: 8 H: 3 LOB: 1 BB: 0 P: 8	R: 0 E: 0 K: 0 S: 3 H: 0 LOB: 0 BB: 0 P: 3	R: 0 E: 0 K: 1 S: 5 H: 0 LOB: 0 BB: 0 P: 5	R: 0 E: 0 K: 0 S: 3 H: 1 LOB: 0 BB: 0 P: 3	R: 0 E: 1 K: 1 S: 6 H: 0 LOB: 1 BB: 0 P: 6	R: 5 E: 0 K: 0 S: 6 H: 5 LOB: 2 BB: 2 P: 14	1B: 7 2B: 2 3B: 2 HR: 1	SF: 2 SAC: 0 DP: 1 HBP: 0						

PITCHER		IP	WLS	BF	H	R	ER	SO	BB	IBB	HBP	BLK	WP	HR	S	P	ERA	WHIP
Eric Rasmussen, R ERA: 3.87	(1, 1)	8.0		36	10	6	6	8	2	0	0	0	0	1	50	58	6.75	1.500
Rawly Eastwick, R ERA: 3.14	(9, 1)	0.0	L	3	2	0	0	0	0	1	0	0	0	0	2	6	∞	∞
Clay Carroll, R ERA: 2.09	(9, 1)	0.1		2	0	2	2	0	1	0	0	0	0	0	1	5	54.00	3.000

PITCHER	IP	WLS	BF	H	R	ER	SO	BB	IBB	HBP	BLK	WP	HR	S	P	ERA	WHIP

BOTTOM

St. Louis Cardinals @ Montreal Expos

Olympic Stadium, Montreal, QB

Sun Jul 17 1977, 7:05 PM EDT

Att. 30,521 - Unknown

livebaseballscorecards.com

AB	35
R	8
H	12
RBI	8
BB	4
SO	8
LOB	11

WP: 0	PA: 41		
PB: 0			
SB: 1			
CS: 0			

Montreal Expos @ Los Angeles Dodgers

Dodger Stadium, Los Angeles, CA

Thu Jul 21 1977, 7:05 PM PDT

Att. 35,833 - Unknown

TOP

livebaseballscorecards.com

Batter	1	2	3	4	5	6	7	8	9	AB	R	H	RBI	BB	SO	LOB
Dave Cash, R (1, 4) OBP: 0.344, SLG: 0.359	5-3		K		1B 2B 1B		F3			4	1	1	0	0	1	0
Chris Speier, R (1, 6) OBP: 0.331, SLG: 0.336	K			5-3 5-3 1B 1B	BB 1-3 2B 1B		K			4	2	2	0	0	2	0
Ellis Valentine, R (1, 9) OBP: 0.354, SLG: 0.538	6-3			5-3 1-2	BB 1-2 2B			F3		3	1	0	0	1	0	1
Tony Perez, R (1, 3) OBP: 0.327, SLG: 0.419		F8		5-3 2-3	1-H 2-H 3-H 2B			F2		4	0	1	3	0	0	1
Gary Carter, R (1, 2) OBP: 0.343, SLG: 0.495		K		E 3-H 1B	F8			K		4	0	1	1	0	2	1
Warren Cromartie, L (1, 7) OBP: 0.345, SLG: 0.436		2B		E6 1-2		F3			F9	4	0	1	0	0	0	1
Andre Dawson, R (1, 8) OBP: 0.333, SLG: 0.504		5-3		F2		4-3			P4	4	0	0	0	0	0	3
Wayne Garrett, L (1, 5) OBP: 0.359, SLG: 0.351			4-3		4-3	4-3			G3	4	0	0	0	0	0	0
Steve Rogers, R (1, 1) OBP: 0.148, SLG: 0.103			K		4-3		K			3	0	0	0	0	2	0
Inning Stats	R: 0 E: 0 K: 1 S: 5 H: 0 LOB: 0 BB: 0 P: 5	R: 0 E: 0 K: 1 S: 6 H: 1 LOB: 1 BB: 0 P: 6	R: 0 E: 0 K: 2 S: 7 H: 0 LOB: 0 BB: 0 P: 7	R: 1 E: 1 K: 0 S: 6 H: 2 LOB: 2 BB: 0 P: 6	R: 3 E: 0 K: 0 S: 6 H: 3 LOB: 1 BB: 1 P: 10	R: 0 E: 0 K: 0 S: 3 H: 0 LOB: 0 BB: 0 P: 3	R: 0 E: 0 K: 2 S: 7 H: 0 LOB: 0 BB: 0 P: 7	R: 0 E: 0 K: 1 S: 5 H: 0 LOB: 0 BB: 0 P: 5	R: 0 E: 0 K: 0 S: 3 H: 0 LOB: 0 BB: 0 P: 3	1B: 4 2B: 2 3B: 0 HR: 0	SF: 0 SAC: 0 DP: 0 HBP: 0						

	AB	34
	R	4
	H	6
	RBI	4
	BB	1
	SO	7
	LOB	7

WP: 0 PB: 0 SB: 0 CS: 0 PA: 35

PITCHER		IP	WLS	BF	H	R	ER	SO	BB	IBB	HBP	BLK	WP	HR	S	P	ERA	WHIP
Rick Rhoden, R ERA: 4.1	(1, 1)	6.0	L	26	6	4	4	4	1	0	0	0	0	0	33	37	6.00	1.167
Elias Sosa, R ERA: 2.7	(7, 1)	2.0		6	0	0	0	3	0	0	0	0	0	0	12	12	0.00	0.000
Charlie Hough, R ERA: 3.35	(9, 1)	1.0		3	0	0	0	0	0	0	0	0	0	0	3	3	0.00	0.000

PITCHER	IP	WLS	BF	H	R	ER	SO	BB	IBB	HBP	BLK	WP	HR	S	P	ERA	WHIP

Batter	1	2	3	4	5	6	7	8	9	AB	R	H	RBI	BB	SO	LOB
Davey Lopes, R (1, 4) OBP: 0.363, SLG: 0.398	F9		K			1-3			K	4	0	0	0	0	2	1
Bill Russell, R (1, 6) OBP: 0.309, SLG: 0.372	F9			5-3			5-3		G1-6-3	4	0	1	0	0	0	0
Reggie Smith, S (1, 9) OBP: 0.437, SLG: 0.582	BB			3-1			FC5-4		G1-6-3	3	0	1	0	1	0	2
Ron Cey, R (1, 5) OBP: 0.394, SLG: 0.497	K			L7			L7			3	0	0	0	0	1	2
Steve Garvey, R (1, 3) OBP: 0.333, SLG: 0.521		CS 1B			F8		FC5-4			3	0	1	0	0	0	1
Lee Lacy, R (1, 7) OBP: 0.313, SLG: 0.454		1-3			F3			K		3	0	0	0	0	1	1
John Hale, L (1, 8) OBP: 0.345, SLG: 0.370		G3			K			K		3	0	0	0	0	2	0
Steve Yeager, R (1, 2) OBP: 0.372, SLG: 0.490			K			P6		K		3	0	0	0	0	2	0
Charlie Hough, R (9, 1) OBP: 0.105, SLG: 0.222										0	0	0	0	0	0	0
Rick Rhoden, R (1, 1) OBP: 0.229, SLG: 0.354			6-3			G3			1B	1	0	0	0	0	0	0
Ed Goodson, L (6, PH) OBP: 0.235, SLG: 0.333										1	0	0	0	0	0	0
Elias Sosa, R (7, 1) OBP: 0.333, SLG: 0.333										0	0	0	0	0	0	0
Johnny Oates, L (9, 2) OBP: 0.380, SLG: 0.435										1	0	1	0	0	0	0
Inning Stats	R: 0 E: 0 K: 1 S: 5 H: 0 LOB: 1 BB: 1 P: 9	R: 0 E: 0 K: 0 S: 3 H: 1 LOB: 0 BB: 0 P: 3	R: 0 E: 0 K: 2 S: 7 H: 0 LOB: 0 BB: 0 P: 7	R: 0 E: 0 K: 0 S: 3 H: 0 LOB: 0 BB: 0 P: 3	R: 0 E: 0 K: 1 S: 5 H: 0 LOB: 0 BB: 0 P: 5	R: 0 E: 0 K: 0 S: 3 H: 0 LOB: 0 BB: 0 P: 3	R: 0 E: 0 K: 0 S: 4 H: 1 LOB: 1 BB: 0 P: 4	R: 0 E: 0 K: 3 S: 9 H: 0 LOB: 0 BB: 0 P: 9	R: 0 E: 0 K: 1 S: 6 H: 2 LOB: 1 BB: 0 P: 6	1B: 4 2B: 0 3B: 0 HR: 0 SF: 0 SAC: 0 DP: 1 HBP: 0						

PITCHER	IP	WLS	BF	H	R	ER	SO	BB	IBB	HBP	BLK	WP	HR	S	P	ERA	WHIP
Steve Rogers, R (1, 1) ERA: 2.76	9.0	W	30	4	0	0	8	1	0	0	0	0	0	45	49	0.00	0.556

PITCHER	IP	WLS	BF	H	R	ER	SO	BB	IBB	HBP	BLK	WP	HR	S	P	ERA	WHIP

BOTTOM

Montreal Expos @ Los Angeles Dodgers

Dodger Stadium, Los Angeles, CA

Thu Jul 21 1977, 7:05 PM PDT

Att. 35,833 - Unknown

livebaseballscorecards.com

AB	29
R	0
H	4
RBI	0
BB	1
SO	8
LOB	7

WP: 0 PA: 30
PB: 0
SB: 0
CS: 1

Montreal Expos @ Los Angeles Dodgers

Dodger Stadium, Los Angeles, CA

Fri Jul 22 1977, 7:05 PM PDT

Att. 41,851 - Unknown

livebaseballscorecards.com

TOP

Batter	1	2	3	4	5	6	7	8	9	AB	R	H	RBI	BB	SO	LOB
Dave Cash, R (1, 4) OBP: 0.343, SLG: 0.361	F7		2B		F9			K		4	0	1	0	0	1	0
Chris Speier, R (1, 6) OBP: 0.330, SLG: 0.338	2B		F5			F4		K		4	0	1	0	0	1	1
Ellis Valentine, R (1, 9) OBP: 0.350, SLG: 0.532	6-3		P4			5-3			P6	4	0	0	0	0	0	2
Tony Perez, R (1, 3) OBP: 0.326, SLG: 0.415	L6			K		BB			L4	3	0	0	0	1	1	1
Warren Cromartie, L (1, 7) OBP: 0.344, SLG: 0.442		HR		3-1		4-3			F7	4	1	1	1	0	0	1
Gary Carter, R (1, 2) OBP: 0.340, SLG: 0.490		L7		K			F7			3	0	0	0	0	1	0
Del Unser, L (1, 8) OBP: 0.341, SLG: 0.478		K	HR				L9			3	1	1	1	0	1	0
Wayne Garrett, L (1, 5) OBP: 0.351, SLG: 0.342		G3	F7				L5			3	0	0	0	0	0	0
Jackie Brown, R (1, 1) OBP: 0.132, SLG: 0.108			K		K			K		3	0	0	0	0	3	0

	AB	31
	R	2
	H	4
	RBI	2
	BB	1
	SO	8
	LOB	5

Inning Stats	1	2	3	4	5	6	7	8	9
	R: 0 E: 0 K: 0 S: 4	H: 1 LOB: 1 BB: 0 P: 4	R: 1 E: 0 K: 1 S: 6	H: 1 LOB: 0 BB: 0 P: 6	R: 0 E: 0 K: 1 S: 6	H: 1 LOB: 1 BB: 0 P: 6	R: 0 E: 0 K: 2 S: 7	H: 0 LOB: 0 BB: 0 P: 7	R: 1 E: 0 K: 1 S: 6	H: 1 LOB: 0 BB: 0 P: 6
	R: 0 E: 0 K: 0 S: 3	H: 0 LOB: 1 BB: 1 P: 7	R: 0 E: 0 K: 0 S: 3	H: 0 LOB: 0 BB: 0 P: 3	R: 0 E: 0 K: 3 S: 9	H: 0 LOB: 0 BB: 0 P: 9	R: 0 E: 0 K: 0 S: 3	H: 0 LOB: 0 BB: 0 P: 3		

	1B: 0	SF: 0
	2B: 2	SAC: 0
	3B: 0	DP: 0
	HR: 2	HBP: 0

	WP: 0	PA: 32
	PB: 0	
	SB: 0	
	CS: 0	

PITCHER		IP	WLS	BF	H	R	ER	SO	BB	IBB	HBP	BLK	WP	HR	S	P	ERA	WHIP
Burt Hooton, R ERA: 2.64	(1, 1)	7.0	L	26	4	2	2	5	1	0	0	0	0	2	35	39	2.57	0.714
Mike Garman, R ERA: 2.34	(8, 1)	2.0		6	0	0	0	3	0	0	0	0	0	0	12	12	0.00	0.000

PITCHER		IP	WLS	BF	H	R	ER	SO	BB	IBB	HBP	BLK	WP	HR	S	P	ERA	WHIP

Montreal Expos @ Los Angeles Dodgers

Dodger Stadium, Los Angeles, CA

Fri Jul 22 1977, 7:05 PM PDT

Att. 41,851 - Unknown

livebaseballscorecards.com

BOTTOM

Batter	1	2	3	4	5	6	7	8	9	AB	R	H	RBI	BB	SO	LOB
Davey Lopes, R (1, 4) OBP: 0.364, SLG: 0.399	F7 S SF8 1B		S 1B		G3		L6			4	1	2	0	0	0	0
Bill Russell, R (1, 6) OBP: 0.311, SLG: 0.370	BBBB SF8 F7 1-2 BB		BBBB 1-2 BB		5-3			F7		2	0	0	0	2	0	0
Reggie Smith, S (1, 9) OBP: 0.435, SLG: 0.576	F7 1-2 2-3		F8			BBBB SH1-3 BB BB		F9		3	0	0	0	1	0	4
Ron Cey, R (1, 5) OBP: 0.395, SLG: 0.497	SF8 2-3 3-H		F8			BBBB SH1-3 1-2 BB		FC6-4 1B		2	0	1	1	1	0	2
Steve Garvey, R (1, 3) OBP: 0.330, SLG: 0.517	5-3		F9			SH1-3 1-2 2-3		FC6-4 1-2f		3	0	0	0	0	0	4
John Hale, L (1, 8) OBP: 0.336, SLG: 0.359 Boog Powell, L (9, PH) OBP: 0.405, SLG: 0.267		4-3		SSS K		SSS K			F5	3 1	0 0	0 0	0 0	0 0	2 0	2 0
Lee Lacy, R (1, 7) OBP: 0.311, SLG: 0.440		4-3	5-3			SSS K			BBBB BB	3	0	0	0	1	1	2
Steve Yeager, R (1, 2) OBP: 0.371, SLG: 0.486		1B		SSS K			6-3		F7	4	0	1	0	0	1	1
Burt Hooton, R (1, 1) OBP: 0.190, SLG: 0.195 Ed Goodson, L (7, PH) OBP: 0.229, SLG: 0.324 Mike Garman, R (8, 1) Manny Mota, R (9, PH) OBP: 0.571, SLG: 0.467		F2			P6		6-3		F8	2 1 0 1	0 0 0 0	0 0 0 0	0 0 0 0	0 0 0 0	0 0 0 0	1 0 0 1
Inning Stats	R: 1 H: 1 E: 0 LOB: 1 K: 0 BB: 1 S: 4 P: 8	R: 0 H: 1 E: 0 LOB: 1 K: 0 BB: 0 S: 4 P: 4	R: 0 H: 1 E: 0 LOB: 2 K: 0 BB: 1 S: 4 P: 8	R: 0 H: 0 E: 0 LOB: 0 K: 2 BB: 0 S: 7 P: 7	R: 0 H: 0 E: 0 LOB: 0 K: 0 BB: 0 S: 3 P: 3	R: 0 H: 0 E: 0 LOB: 2 K: 2 BB: 2 S: 7 P: 15	R: 0 H: 0 E: 0 LOB: 0 K: 0 BB: 0 S: 3 P: 3	R: 0 H: 1 E: 0 LOB: 1 K: 0 BB: 0 S: 4 P: 4	R: 0 H: 0 E: 0 LOB: 1 K: 0 BB: 1 S: 3 P: 7	1B: 4 SF: 1 2B: 0 SAC: 1 3B: 0 DP: 0 HR: 0 HBP: 0						WP: 0 PA: 36 PB: 0 SB: 2 CS: 0	

	AB	29
	R	1
	H	4
	RBI	1
	BB	5
	SO	4
	LOB	17

PITCHER	IP	WLS	BF	H	R	ER	SO	BB	IBB	HBP	BLK	WP	HR	S	P	ERA	WHIP
Jackie Brown, R (1, 1) ERA: 3.4	9.0	W	36	4	1	1	4	5	0	0	0	0	0	39	59	1.00	1.000

PITCHER	IP	WLS	BF	H	R	ER	SO	BB	IBB	HBP	BLK	WP	HR	S	P	ERA	WHIP

Batter	1	2	3	4	5	6	7	8	9	AB	R	H	RBI	BB	SO	LOB
Dave Cash, R (1, 4) OBP: 0.341, SLG: 0.358	5-3	F9			1B	L6			5-3	5	1	1	0	0	0	2
Chris Speier, R (1, 6) OBP: 0.326, SLG: 0.332	F3		F8		K	K			F7	5	0	0	0	0	2	3
Ellis Valentine, R (1, 9) OBP: 0.354, SLG: 0.536	F9		2B 1B		WP 1B		FC4-6 2B		F9	5	0	3	1	0	0	0
Tony Perez, R (1, 3) OBP: 0.333, SLG: 0.422		E 3B BB	1-2 2B		WP 1-2 1B		FC4-6 BB			2	1	2	0	2	0	0
Warren Cromartie, L (1, 7) OBP: 0.340, SLG: 0.437		F5	K		G3 1-2 2-3		FC4-6 G6-4-3 1-2f 2-3			4	0	0	0	0	1	6
Gary Carter, R (1, 2) OBP: 0.342, SLG: 0.493		E9 3B 1-3 1B		F7		1B 1B 2B	G6-4-3 1-2f			4	2	2	0	0	0	2
Del Unser, L (1, 8) OBP: 0.350, SLG: 0.479		3B BB		P6		1B 2-3 1B		G3-6-4 BB		2	1	1	0	2	0	0
Wayne Garrett, L (1, 5) OBP: 0.355, SLG: 0.364		SH1-3 1-H 2-H 3-H 3B		P4		FC2-6 1-3 3-H 1B		F7		4	1	2	4	0	0	1
Stan Bahnsen, R (1, 1) OBP: 0.095, SLG: 0.100 Joe Kerrigan, R (8, 1)		SH1-3 3-H			K	FC2-6 1-2f		G3-6-4 1-2f		3 0	0 0	0 0	1 0	0 0	1 0	3 0
Inning Stats	R: 0 E: 0 K: 0 S: 3 H: 0 LOB: 0 BB: 0 P: 3	R: 4 E: 1 K: 0 S: 5 H: 2 LOB: 0 BB: 2 P: 13	R: 0 E: 0 K: 1 S: 6 H: 2 LOB: 1 BB: 0 P: 6	R: 0 E: 0 K: 0 S: 3 H: 0 LOB: 0 BB: 0 P: 3	R: 1 E: 0 K: 2 S: 10 H: 3 LOB: 2 BB: 0 P: 10	R: 1 E: 0 K: 1 S: 8 H: 3 LOB: 2 BB: 0 P: 8	R: 0 E: 0 K: 0 S: 3 H: 1 LOB: 1 BB: 1 P: 7	R: 0 E: 0 K: 0 S: 2 H: 0 LOB: 0 BB: 1 P: 6	R: 0 E: 0 K: 0 S: 3 H: 0 LOB: 0 BB: 0 P: 3	1B: 7 2B: 3 3B: 1 HR: 0	SF: 0 SAC: 1 DP: 2 HBP: 0						

PITCHER		IP	WLS	BF	H	R	ER	SO	BB	IBB	HBP	BLK	WP	HR	S	P	ERA	WHIP
Don Sutton, R ERA: 2.87	(1, 1)	5.0	L	26	10	6	6	3	2	0	0	0	1	0	30	38	10.80	2.400
Lance Rautzhan, L ERA:	(6, 1)	2.0		7	1	0	0	1	1	0	0	0	0	0	8	12	0.00	1.000
Elias Sosa, R ERA: 2.55	(8, 1)	2.0		6	0	0	0	0	1	0	0	0	0	0	5	9	0.00	0.500

PITCHER	IP	WLS	BF	H	R	ER	SO	BB	IBB	HBP	BLK	WP	HR	S	P	ERA	WHIP

TOP

Montreal Expos @ Los Angeles Dodgers

Dodger Stadium, Los Angeles, CA

Sat Jul 23 1977, 7:05 PM PDT

Att. 42,835 - Unknown

livebaseballscorecards.com

AB	34
R	6
H	11
RBI	6
BB	4
SO	4
LOB	17

1B: 7	SF: 0	WP: 1	PA: 39
2B: 3	SAC: 1	PB: 0	
3B: 1	DP: 2	SB: 1	
HR: 0	HBP: 0	CS: 0	

Montreal Expos @ Los Angeles Dodgers

Dodger Stadium, Los Angeles, CA

Sat Jul 23 1977, 7:05 PM PDT

Att. 42,835 - Unknown

livebaseballscorecards.com

BOTTOM

Batter	1	2	3	4	5	6	7	8	9	AB	R	H	RBI	BB	SO	LOB
Davey Lopes, R (1, 4) OBP: 0.362, SLG: 0.394	S S S 0-3 K ①			x 0-0 6-3 ①		B B B B 4-0 4-3 BB 1-2 BB		x 0-0 F7 ① S S S 0-3 K ③		4	0	0	0	1	2	3
Bill Russell, R (1, 6) OBP: 0.311, SLG: 0.369	x 0-0 P6 ②			x 0-0 1-3 ②		x 0-0 F9 ①		x 0-0 S 1B 1-2 1B		4	1	1	0	0	0	2
Reggie Smith, S (1, 9) OBP: 0.433, SLG: 0.570	S S S 0-3 K ③			x 0-0 1-3 ③		B B B B 4-0 4-3 1-2 2-3 BB		x 0-0 F7 ② 1-2 2-3		3	0	0	0	1	1	2
Ron Cey, R (1, 5) OBP: 0.393, SLG: 0.494		x 0-0 F9 ①			x 0-0 5-3 ①	x 0-0 4-3 ② 1-2 2-3 3-H		x 0-0 2-H 3-H 1B		4	0	1	3	0	0	2
Steve Garvey, R (1, 3) OBP: 0.329, SLG: 0.514		x 0-0 6-3 ②			x 0-0 FC5-4 1B	x 0-0 L6 ③		S S S 0-3 K ③		4	0	1	0	0	1	3
John Hale, L (1, 8) OBP: 0.325, SLG: 0.346 (6, 7)		x 0-0 F5 ③			x 0-0 FC5-4 ② FC6-4 1-2f		S S S 0-3 K ①		x 0-0 4-3 ①	4	0	0	0	0	1	1
Lee Lacy, R (1, 7) OBP: 0.305, SLG: 0.431 Elias Sosa, R (8, 1) OBP: 0.333, SLG: 0.333 Manny Mota, R (9, PH) OBP: 0.591, SLG: 0.500			x 0-0 5-3 ①		x 0-0 FC6-4 ③ 1-2f		S S S 0-3 K ②		x 0-0 1B 1B	2 0 1	0 0 0	0 0 1	0 0 0	0 0 0	0 0 0	1 0 0
Steve Yeager, R (1, 2) OBP: 0.369, SLG: 0.494			x 0-0 F9 ②			x 0-0 HR	x 0-0 F9 ③		S S S 0-3 K ②	4	1	1	1	0	1	1
Don Sutton, R (1, 1) OBP: 0.261, SLG: 0.238 Lance Rautzhan, R (6, 1) Glenn Burke, R (6, 8) OBP: 0.279, SLG: 0.246 Ed Goodson, L (7, PH) OBP: 0.222, SLG: 0.314 Boog Powell, L (9, PH) OBP: 0.421, SLG: 0.290 Ted Martinez, R (9, PR) OBP: 0.316, SLG: 0.400			x 0-0 5-3 ③			B B B B 4-0 BB BB 4-3 BB		x 0-0 S 1B 1B 1B	x 0-0 1-2 1B	1 0 1 1 1 0	0 0 2 0 0 0	0 0 1 0 1 0	0 0 0 0 0 0	0 0 0 1 0 0	0 0 0 0 0 0	0 0 0 0 0 0
Inning Stats	R: 0 E: 0 K: 2 S: 7 H: 0 LOB: 0 BB: 0 P: 7	R: 0 E: 0 K: 0 S: 3 H: 0 LOB: 0 BB: 0 P: 3	R: 0 E: 0 K: 0 S: 3 H: 0 LOB: 0 BB: 0 P: 3	R: 0 E: 0 K: 0 S: 3 H: 0 LOB: 0 BB: 0 P: 3	R: 0 E: 0 K: 0 S: 4 H: 1 LOB: 1 BB: 0 P: 4	R: 2 E: 0 K: 0 S: 4 H: 1 LOB: 2 BB: 3 P: 16	R: 0 E: 0 K: 2 S: 7 H: 0 LOB: 0 BB: 0 P: 7	R: 2 E: 0 K: 1 S: 8 H: 3 LOB: 1 BB: 0 P: 8	R: 0 E: 0 K: 2 S: 9 H: 2 LOB: 2 BB: 0 P: 9	1B: 6 2B: 0 3B: 0 HR: 1	SF: 0 SAC: 0 DP: 0 HBP: 0			WP: 0 PB: 0 SB: 2 CS: 0	PA: 37		

	AB	34
	R	4
	H	7
	RBI	4
	BB	3
	SO	7
	LOB	15

PITCHER		IP	WLS	BF	H	R	ER	SO	BB	IBB	HBP	BLK	WP	HR	S	P	ERA	WHIP
Stan Bahnsen, R ERA: 5.14	(1, 1)	7.1	W	29	4	4	4	4	3	0	0	0	0	1	34	46	4.91	0.955
Joe Kerrigan, R ERA: 2.39	(8, 1)	1.2	S	8	3	0	0	3	0	0	0	0	0	0	14	14	0.00	1.800

PITCHER	IP	WLS	BF	H	R	ER	SO	BB	IBB	HBP	BLK	WP	HR	S	P	ERA	WHIP

Montreal Expos @ San Francisco Giants

Candlestick Park, San Francisco, CA

Sun Jul 24 1977, 6:33 AM EDT

Unknown

TOP

livebaseballscorecards.com

Batter	1	2	3	4	5	6	7	8	9	AB	R	H	RBI	BB	SO	LOB
Dave Cash, R (1, 4) OBP: 0.338, SLG: 0.355	4-3		F9			F9			F8	4	0	0	0	0	0	1
Chris Speier, R (1, 6) OBP: 0.328, SLG: 0.332	G6-3, 1B			BBBB L6-3, BB			G3		F9	3	0	1	0	1	0	0
Ellis Valentine, R (1, 9) OBP: 0.354, SLG: 0.537	G6-3 1-2f			L6-3 1-2			S, 2B			3	0	1	0	0	0	2
Sam Mejias, R (7, 9) OBP: 0.333, SLG: 0.600										0	0	0	0	0	0	0
Tony Perez, R (1, 3) OBP: 0.333, SLG: 0.428		F7		3B			E6, G1-6-3			3	0	1	0	0	0	1
Gary Carter, R (1, 2) OBP: 0.338, SLG: 0.488		SSS K			4-3		G1-6-3 1-2f 2-3			3	0	0	0	0	1	2
Warren Cromartie, L (1, 7) OBP: 0.338, SLG: 0.434		4-3			F9			SSS K		3	0	0	0	0	1	0
Andre Dawson, R (1, 8) OBP: 0.330, SLG: 0.498			4-3		SSS K			6-3		3	0	0	0	0	1	0
Wayne Garrett, L (1, 5) OBP: 0.355, SLG: 0.364			SH1-4, 1B			G3		6-3		3	0	1	0	0	0	0
Wayne Twitchell, R (1, 1) OBP: 0.200, SLG: 0.174			SH1-4 1-2			SSS K			F4	1	0	0	0	0	1	0
Del Unser, L (9, PH) OBP: 0.348, SLG: 0.476										1	0	0	0	0	0	0

Inning Stats	1	2	3	4	5	6	7	8	9
	R: 0 E: 0 K: 0 S: 3	H: 1 LOB: 0 BB: 0 P: 3	R: 0 E: 0 K: 1 S: 5	H: 0 LOB: 0 BB: 0 P: 5	R: 0 E: 0 K: 0 S: 4	H: 1 LOB: 1 BB: 1 P: 6	R: 0 E: 0 K: 0 S: 2	H: 0 LOB: 0 BB: 0 P: 5	R: 0 E: 0 K: 1 S: 5	H: 0 LOB: 0 BB: 0 P: 5	R: 0 E: 1 K: 0 S: 4	H: 1 LOB: 1 BB: 0 P: 4	R: 0 E: 0 K: 1 S: 5	H: 0 LOB: 0 BB: 0 P: 5	R: 0 E: 0 K: 0 S: 3	H: 0 LOB: 0 BB: 0 P: 3

AB	27
R	0
H	4
RBI	0
BB	1
SO	4
LOB	6

	1B: 2	SF: 0	WP: 0	PA: 29
	2B: 2	SAC: 1	PB: 0	
	3B: 1	DP: 3	SB: 1	
	HR: 0	HBP: 0	CS: 0	

PITCHER	IP	WLS	BF	H	R	ER	SO	BB	IBB	HBP	BLK	WP	HR	S	P	ERA	WHIP
Jim Barr, R (1, 1) ERA: 4.79	9.0	W	29	4	0	0	4	1	0	0	0	0	0	36	40	0.00	0.556

PITCHER	IP	WLS	BF	H	R	ER	SO	BB	IBB	HBP	BLK	WP	HR	S	P	ERA	WHIP

BOTTOM

Montreal Expos @ San Francisco Giants

Candlestick Park, San Francisco, CA

Sun Jul 24 1977, 6:33 AM EDT

Unknown

livebaseballscorecards.com

Batter	1	2	3	4	5	6	7	8	9	AB	R	H	RBI	BB	SO	LOB
Terry Whitfield, L (1, 7) OBP: 0.328, SLG: 0.428	4-3		1-3			K2-3		4-3 2-3		4	0	0	0	0	1	2
Derrel Thomas, S (1, 8) OBP: 0.309, SLG: 0.309	4-3			4-3		G3		3-H IHR		4	1	1	2	0	0	1
Bill Madlock, R (1, 5) OBP: 0.369, SLG: 0.443	F9			G4-6-3 1B			SH3 SH1-4 2B	1-3		4	1	2	0	0	0	0
Gary Thomasson, L (1, 9) OBP: 0.357, SLG: 0.481		K		G4-6-3 1-2f			SH3 2-3			2	0	0	0	0	1	1
Willie McCovey, L (1, 3) OBP: 0.383, SLG: 0.476		K			F8		SH1-4 IBB			2	0	0	0	1	1	0
Tim Foli, R (1, 6) OBP: 0.222, SLG: 0.348		1B			6-3		SH1-4 1-2 3-H			2	0	1	1	0	0	0
Marc Hill, R (1, 2) OBP: 0.315, SLG: 0.375		4-3			K		F8			3	0	0	0	0	1	2
Rob Andrews, R (1, 4) OBP: 0.358, SLG: 0.313			6-3			SH2-4 1B		4-3 SH1-4 IHR BB		2	1	1	0	1	0	0
Jim Barr, R (1, 1) OBP: 0.212, SLG: 0.163			F6			SH2-4 1-2		SH1-4 1-2		1	0	0	0	0	0	0
Inning Stats	R: 0 E: 0 K: 0 S: 3 H: 0 LOB: 0 BB: 0 P: 3	R: 0 E: 0 K: 2 S: 8 H: 1 LOB: 1 BB: 0 P: 8	R: 0 E: 0 K: 0 S: 3 H: 0 LOB: 0 BB: 0 P: 3	R: 0 E: 0 K: 0 S: 3 H: 1 LOB: 0 BB: 0 P: 3	R: 0 E: 0 K: 1 S: 5 H: 0 LOB: 0 BB: 0 P: 5	R: 0 E: 0 K: 1 S: 6 H: 1 LOB: 1 BB: 0 P: 6	R: 1 E: 0 K: 0 S: 4 H: 1 LOB: 1 BB: 1 P: 8	R: 2 E: 0 K: 0 S: 4 H: 1 LOB: 0 BB: 1 P: 8		1B: 3 2B: 1 3B: 0 HR: 1	SF: 0 SAC: 4 DP: 1 HBP: 0					

	AB	24
	R	3
	H	5
	RBI	3
	BB	2
	SO	4
	LOB	6

WP: 0 PB: 0 SB: 0 CS: 0 PA: 30

PITCHER	IP	WLS	BF	H	R	ER	SO	BB	IBB	HBP	BLK	WP	HR	S	P	ERA	WHIP
Wayne Twitchell, R (1, 1) ERA: 4.45	8.0	L	30	5	3	3	4	1	1	0	0	0	0	36	44	3.38	0.750

PITCHER	IP	WLS	BF	H	R	ER	SO	BB	IBB	HBP	BLK	WP	HR	S	P	ERA	WHIP

Montreal Expos @ San Francisco Giants

Candlestick Park, San Francisco, CA

Sun Jul 24 1977, 6:38 AM EDT

Att. 21,155 - Unknown

TOP

livebaseballscorecards.com

Batter	1	2	3	4	5	6	7	8	9	10	11	12	AB	R	H	RBI	BB	SO	LOB
Dave Cash, R (1, 4) OBP: 0.338, SLG: 0.353	4-0 CS BB		0-0 4-3	0-0 6-3		0-0 F8			0-0 1B		0-0 6-3		5	0	1	0	1	0	2
Chris Speier, R (1, 6) OBP: 0.328, SLG: 0.330	4-0 1-2 BB		0-0 BB E HBP 1B	0-0 F9			0-0 6-3		0-0 F9			0-0 4-3	5	1	1	0	1	0	1
Ellis Valentine, R (1, 9) OBP: 0.351, SLG: 0.530	0-3 K		0-0 E1 HBP BB 1-2 BB		0-0 F2		0-3 K			0-0 FC1-6 1B		0-0 F8	6	1	1	0	0	2	2
Tony Perez, R (1, 3) OBP: 0.334, SLG: 0.425 Pete Mackanin, R (10, PR) OBP: 0.292, SLG: 0.378 Sam Mejias, R (10, 8) OBP: 0.326, SLG: 0.585	0-3 K		4-0 BB HBP 1B 1-2 2-3 BB		0-3 K		0-0 F7			0-0 FC1-6 1B 1-2		0-0 4-3	4 0 1	1 0 0	1 0 0	0 0 0	1 0 0	2 0 0	1 0 0
Warren Cromartie, L (1, 7) OBP: 0.333, SLG: 0.428		0-0 F9	0-0 F8		0-0 F6			0-0 6-3		0-0 FC1-6 1-2 2-3f			5	0	0	0	0	0	5
Gary Carter, R (1, 2) OBP: 0.339, SLG: 0.485		0-0 BB 1B 1B	1-0 BB 1B 1-2 2-3 3-H HBP			0-0 E6 4-3		0-3 K		0-3 K			4	1	1	1	0	2	2
Del Unser, L (1, 8) OBP: 0.351, SLG: 0.470 Jose Morales, R (10, PH) OBP: 0.209, SLG: 0.275 (10, 3)	4-0 1B 1-2 BB		4-0 1B 1-2 2-3 3-H BB			0-0 4-3 2-3		0-0 F8		0-0 F4			2 1	0 0	0 0	1 0	2 0	0 0	1 2
Wayne Garrett, L (1, 5) OBP: 0.368, SLG: 0.374 Larry Parrish, R (9, PH) OBP: 0.309, SLG: 0.382 (9, 5)		0-0 1-2 2-H 1B	0-0 1-3 2-H 3-H 1B			4-0 IBB			0-0 F7		0-3 K		2 2	0 0	2 0	2 0	1 0	0 1	0 0
Don Stanhouse, R (1, 1) OBP: 0.243, SLG: 0.306 Santo Alcala, R (4, 1) OBP: 0.050, SLG: 0.200 Andre Dawson, R (9, PH) OBP: 0.329, SLG: 0.496 Bill Atkinson, L (9, 1) OBP: 0.250, SLG: 0.250 Will McEnaney, L (9, 1)		0-3 K		0-0 F4		0-3 K			0-0 1-3		0-0 3-1		2 1 1 0 1	0 0 0 0 0	0 0 0 0 0	0 0 0 0 0	1 1 0 0 0	2 2 0 0 0	2 2 0 0 0
Inning Stats	R: 0 E: 0 K: 2 S: 6 H: 0 LOB: 1 BB: 2 P: 14	R: 0 E: 0 K: 1 S: 6 H: 2 LOB: 2 BB: 1 P: 10	R: 4 E: 1 K: 0 S: 5 H: 2 LOB: 2 BB: 2 P: 14	R: 0 E: 0 K: 0 S: 3 H: 0 LOB: 0 BB: 0 P: 3	R: 0 E: 0 K: 1 S: 5 H: 0 LOB: 0 BB: 0 P: 5	R: 0 E: 1 K: 1 S: 6 H: 0 LOB: 2 BB: 1 P: 10	R: 0 E: 0 K: 1 S: 5 H: 0 LOB: 0 BB: 0 P: 5	R: 0 E: 0 K: 1 S: 5 H: 0 LOB: 0 BB: 0 P: 5	R: 0 E: 0 K: 0 S: 4 H: 1 LOB: 1 BB: 0 P: 4	R: 0 E: 0 K: 1 S: 7 H: 2 LOB: 2 BB: 0 P: 7	R: 0 E: 0 K: 1 S: 5 H: 0 LOB: 0 BB: 0 P: 5	R: 0 E: 0 K: 0 S: 3 H: 0 LOB: 0 BB: 0 P: 3	1B: 7 2B: 0 3B: 0 HR: 0	SF: 0 SAC: 0 DP: 0 HBP: 1	WP: 0 PB: 0 SB: 0 CS: 1	PA: 49			

PITCHER		IP	WLS	BF	H	R	ER	SO	BB	IBB	HBP	BLK	WP	HR	S	P	ERA	WHIP
Lynn McGlothen, R ERA: 5.7	(1, 1)	2.2		16	3	4	0	3	5	0	1	0	0	0	16	37	0.00	3.000
Dave Heaverlo, R ERA: 2.24	(3, 1)	0.1		1	1	0	0	0	0	0	0	0	0	0	1	1	0.00	3.000
Charlie Williams, R ERA: 3.91	(4, 1)	2.0		6	0	0	0	1	0	0	0	0	0	0	8	8	0.00	0.000
Randy Moffitt, R ERA: 3.05	(6, 1)	2.0		8	0	0	0	2	0	1	0	0	0	0	11	15	0.00	0.000
Gary Lavelle, L ERA: 1.23	(8, 1)	3.0		12	3	0	0	2	0	0	0	0	0	0	16	16	0.00	1.000

PITCHER		IP	WLS	BF	H	R	ER	SO	BB	IBB	HBP	BLK	WP	HR	S	P	ERA	WHIP
John Curtis, L ERA: 5.88	(11, 1)	2.0	W	6	0	0	0	1	0	0	0	0	0	0	8	8	0.00	0.000

AB	42
R	4
H	7
RBI	4
BB	6
SO	9
LOB	20

Batter	1	2	3	4	5	6	7	8	9	10	11	12	AB	R	H	RBI	BB	SO	LOB
Rob Andrews, R (1, 4) OBP: 0.358, SLG: 0.313	F8		F9		K G4-6-3		FC4-6 BB		SH1-4 1-2		FC5-4 1B 1B		4	0	1	0	1	1	2
Derrel Thomas, S (1, 8) OBP: 0.307, SLG: 0.306	6-3		9-3 1-2f		G4-6-3 1-2f		FC4-6 1-2f		F8		FC5-4 1-2 1B		6	0	1	0	0	0	5
Bill Madlock, R (1, 5) OBP: 0.369, SLG: 0.442	K			1B 2B		F2		F6	IBB		FC5-4 1-2f 2-3		5	1	1	0	1	1	2
Gary Thomasson, L (1, 7) OBP: 0.350, SLG: 0.471		K		K		F5		K	K		F7		6	0	0	0	0	4	5
Jack Clark, R (1, 9) OBP: 0.332, SLG: 0.436		K		G3 2-H 1B		WP BB 1B		HR 1B		K		HR	6	2	4	2	0	2	0
Darrell Evans, L (1, 3) OBP: 0.352, SLG: 0.409		F5		G3 2-3		BB 1-2		HR 1-H		4-3			4	1	1	2	1	0	1
Gary Alexander, R (1, 2) OBP: 0.409, SLG: 0.314			BB 1B BB	BB		K 2-3		BB		FC6-4 HBP			1	1	0	0	3	1	2
Johnnie LeMaster, R (1, 6) OBP: 0.229, SLG: 0.267 Willie McCovey, L (4, PH) OBP: 0.382, SLG: 0.474 Tim Foli, R (5, 6) OBP: 0.222, SLG: 0.348 Randy Moffitt, R (6, 1) Randy Elliott, R (7, PH) OBP: 0.278, SLG: 0.358 Gary Lavelle, S (8, 1) Marc Hill, R (10, PH) OBP: 0.314, SLG: 0.373 John Curtis, L (11, 1) OBP: 0.308, SLG: 0.417			1B 1-2 BB	F8			F8	K		FC6-4 1-2f			0 1 0 0 1 1 1 0	0 0 0 0 0 0 0 0	0 0 0 0 0 1 0 0	0 0 0 0 0 0 1 0	0 0 0 0 0 0 0 0	0 2 0 0 0 0 1 1	0 0 0 0 0 0 1 0
Lynn McGlothen, L (1, 1) OBP: 0.063, SLG: 0.063 Dave Heaverlo, R (3, 1) Terry Whitfield, L (3, PH) OBP: 0.330, SLG: 0.431 Charlie Williams, R (4, 1) OBP: 0.250, SLG: 0.250 Vic Harris, S (5, PH) OBP: 0.357, SLG: 0.420 (6, 6)			0-3 1-2 2-H 1B		F9		F3		SH1-4 1B		K		0 0 1 0 4	0 0 0 0 0	0 0 1 0 0	0 0 1 0 1	0 0 0 0 0	0 0 0 0 0	0 0 0 0 0
Inning Stats	R: 0 H: 0 E: 0 LOB: 0 K: 1 BB: 0 S: 5 P: 5	R: 0 H: 0 E: 0 LOB: 0 K: 2 BB: 0 S: 7 P: 7	R: 1 H: 1 E: 0 LOB: 1 K: 0 BB: 2 S: 3 P: 11	R: 1 H: 2 E: 0 LOB: 2 K: 1 BB: 1 S: 7 P: 11	R: 0 H: 0 E: 0 LOB: 0 K: 1 BB: 0 S: 5 P: 5	R: 0 H: 1 E: 0 LOB: 2 K: 1 BB: 1 S: 6 P: 10	R: 0 H: 0 E: 0 LOB: 1 K: 0 BB: 1 S: 3 P: 7	R: 2 H: 2 E: 0 LOB: 1 K: 2 BB: 1 S: 9 P: 13	R: 0 H: 1 E: 0 LOB: 2 K: 1 BB: 1 S: 6 P: 10	R: 0 H: 0 E: 0 LOB: 1 K: 1 BB: 0 S: 5 P: 6	R: 0 H: 2 E: 0 LOB: 2 K: 1 BB: 0 S: 7 P: 7	R: 1 H: 1 E: 0 LOB: 0 K: 0 BB: 0 S: 1 P: 1	1B: 7 2B: 2 3B: 0 HR: 2	SF: 0 SAC: 1 DP: 2 HBP: 1	WP: 1 PB: 1 SB: 0 CS: 0	PA: 50		

PITCHER		IP	WLS	BF	H	R	ER	SO	BB	IBB	HBP	BLK	WP	HR	S	P	ERA	WHIP
Don Stanhouse, R ERA: 4.47	(1, 1)	3.2		16	3	2	2	4	3	0	0	0	0	0	21	33	4.91	1.636
Santo Alcala, R ERA: 6.0	(4, 1)	4.1		19	3	2	2	4	3	0	0	0	1	1	24	36	4.15	1.385
Bill Atkinson, R ERA: 3.72	(9, 1)	0.2		4	1	0	0	0	0	1	0	0	0	0	3	7	0.00	1.500
Will McEnaney, L ERA: 3.99	(9, 1)	2.1	L	11	3	1	1	3	0	0	1	0	0	1	16	17	3.86	1.286

PITCHER	IP	WLS	BF	H	R	ER	SO	BB	IBB	HBP	BLK	WP	HR	S	P	ERA	WHIP

BOTTOM

Montreal Expos @ San Francisco Giants

Candlestick Park, San Francisco, CA

Sun Jul 24 1977, 6:38 AM EDT

Att. 21,155 - Unknown

livebaseballscorecards.com

AB	41
R	5
H	10
RBI	5
BB	7
SO	11
LOB	21

Montreal Expos @ San Francisco Giants

Candlestick Park, San Francisco, CA

Mon Jul 25 1977, 10:05 PM EDT

Att. 2,340 - Unknown

TOP

livebaseballscorecards.com

Batter	1	2	3	4	5	6	7	8	9	AB	R	H	RBI	BB	SO	LOB
Dave Cash, R (1, 4) OBP: 0.336, SLG: 0.351	S 1B		6-3	6-3		F9		6-3		5	0	1	0	0	0	4
Chris Speier, R (1, 6) OBP: 0.329, SLG: 0.329	K		F5		F9		1B		BB 1B	4	0	1	0	1	1	1
Ellis Valentine, R (1, 9) OBP: 0.349, SLG: 0.534	K		HR		E4 FC6-4		F7		K	5	1	1	1	0	2	3
Tony Perez, R (1, 3) OBP: 0.335, SLG: 0.423	FC6-4 1-2 BB		K		FC6-4 FC6-4 1-2f		F9		G6-4-3 1-3 1B	4	0	1	0	1	1	2
Gary Carter, R (1, 2) OBP: 0.334, SLG: 0.477	FC6-4 1-2f			F7	FC6-4 1-2f		F7		G6-4-3 1-2f	5	0	0	0	0	0	6
Warren Cromartie, L (1, 7) OBP: 0.335, SLG: 0.431		F8		1B 2B		SH5-4 F9 1B		F4		4	1	2	0	0	0	0
Andre Dawson, R (1, 8) OBP: 0.328, SLG: 0.496		2B		5-3		F9 1-2		1-3		4	0	1	0	0	0	2
Wayne Garrett, L (1, 5) OBP: 0.378, SLG: 0.376		F7		1B 2-H 1B		SH5-4 IBB		HR HBP		2	1	1	1	1	0	1
Steve Rogers, R (1, 1) OBP: 0.159, SLG: 0.117		K		1-2 1B		SH5-4 1-2 2-3		1-H HR		2	0	1	0	0	1	1
Joe Kerrigan, R (7, 1)										0	0	0	0	0	0	0
Del Unser, L (8, PH) OBP: 0.355, SLG: 0.491										1	1	1	2	0	0	0
Will McEnaney, L (8, 1)										0	0	0	0	0	0	0
Bill Atkinson, L (9, 1) OBP: 0.250, SLG: 0.250										0	0	0	0	0	0	0
Inning Stats	R: 0 E: 0 K: 2 S: 8 H: 1 LOB: 2 BB: 1 P: 12	R: 0 E: 0 K: 1 S: 6 H: 1 LOB: 1 BB: 0 P: 6	R: 1 E: 0 K: 1 S: 6 H: 1 LOB: 0 BB: 0 P: 6	R: 1 E: 0 K: 0 S: 6 H: 3 LOB: 2 BB: 0 P: 6	R: 0 E: 1 K: 0 S: 4 H: 0 LOB: 1 BB: 0 P: 4	R: 0 E: 0 K: 0 S: 4 H: 1 LOB: 2 BB: 1 P: 8	R: 0 E: 0 K: 0 S: 4 H: 1 LOB: 1 BB: 0 P: 4	R: 2 E: 0 K: 0 S: 4 H: 1 LOB: 0 BB: 0 P: 5	R: 0 E: 0 K: 1 S: 5 H: 1 LOB: 1 BB: 1 P: 9	1B: 6 2B: 2 3B: 0 HR: 2 SF: 0 SAC: 1 DP: 1 HBP: 1						

AB	36
R	4
H	10
RBI	4
BB	3
SO	5
LOB	20

WP: 0 PB: 0 SB: 1 CS: 0 PA: 41

PITCHER	IP	WLS	BF	H	R	ER	SO	BB	IBB	HBP	BLK	WP	HR	S	P	ERA	WHIP
Ed Halicki, R (1, 1) ERA: 3.52	7.0	L	32	8	2	2	4	1	1	0	0	0	1	38	46	2.57	1.286
Dave Heaverlo, R (8, 1) ERA: 2.45	2.0		9	2	2	2	1	1	0	1	0	0	1	9	14	9.00	1.500

PITCHER	IP	WLS	BF	H	R	ER	SO	BB	IBB	HBP	BLK	WP	HR	S	P	ERA	WHIP

BOTTOM

Batter	1	2	3	4	5	6	7	8	9	AB	R	H	RBI	BB	SO	LOB
Rob Andrews, R (1, 4) OBP: 0.356, SLG: 0.308	F8		F8		FC6-4 1-2f		FC6-5 1-2 2-3f		BB	4	0	0	0	1	0	4
Derrel Thomas, S (1, 8) OBP: 0.305, SLG: 0.308	G3		K			WP BB 2B	F8		F8	5	0	1	0	0	1	4
Bill Madlock, R (1, 5) OBP: 0.370, SLG: 0.442 Gary Thomasson, L (2, 7) OBP: 0.346, SLG: 0.464	FC4 BB		1-3			K 2-3		4-3	K	0 4	0 0	0 0	0 0	1 0	0 2	0 3
Jack Clark, R (1, 9) OBP: 0.331, SLG: 0.430	FC4 1-2f			K		FC BB 3-H		F3		3	0	0	0	1	1	1
Willie McCovey, L (1, 3) OBP: 0.380, SLG: 0.475		3-1 2B		K		FC 1-3		G3		4	0	1	0	0	1	1
Darrell Evans, L (1, 7) OBP: 0.351, SLG: 0.405 (2, 5)		3-1 2-3		F5		F8			HR 1B BB	3	1	0	0	1	0	3
Tim Foli, R (1, 6) OBP: 0.226, SLG: 0.350 Johnnie LeMaster, R (9, PR) OBP: 0.239, SLG: 0.267		F5			1B		5-3		1-2 1B	4 0	0 1	2 0	0 0	0 0	0 0	1 0
Marc Hill, R (1, 2) OBP: 0.314, SLG: 0.370 Mike Sadek, R (7, PR) OBP: 0.292, SLG: 0.323 (8, 2) Gary Alexander, R (9, PH) OBP: 0.422, SLG: 0.417		5-3			FC5-4 FC6-4 1-				HR 1-H 2-H	2 0 1	0 0 1	0 0 1	0 0 3	1 0 0	0 0 0	2 0 0
Ed Halicki, R (1, 1) OBP: 0.196, SLG: 0.224 Terry Whitfield, L (7, PH) OBP: 0.333, SLG: 0.433 Dave Heaverlo, R (8, 1) Vic Harris, S (9, PH) OBP: 0.354, SLG: 0.416			1B		K		FC6-5 1-2 1B		6-3	2 1 0 1	0 0 0 0	1 1 0 0	0 0 0 0	0 0 0 0	1 0 0 0	1 0 0 1
Inning Stats	R: 0 E: 0 K: 0 S: 3 H: 0 LOB: 1 BB: 1 P: 7	R: 0 E: 0 K: 0 S: 4 H: 1 LOB: 1 BB: 0 P: 4	R: 0 E: 0 K: 1 S: 6 H: 1 LOB: 1 BB: 0 P: 6	R: 0 E: 0 K: 2 S: 7 H: 0 LOB: 0 BB: 0 P: 7	R: 0 E: 0 K: 1 S: 6 H: 1 LOB: 1 BB: 0 P: 6	R: 0 E: 0 K: 1 S: 6 H: 1 LOB: 2 BB: 1 P: 10	R: 0 E: 0 K: 0 S: 4 H: 1 LOB: 2 BB: 1 P: 8	R: 0 E: 0 K: 0 S: 3 H: 0 LOB: 0 BB: 0 P: 3	R: 3 E: 0 K: 1 S: 7 H: 2 LOB: 1 BB: 2 P: 15	1B: 4 2B: 2 3B: 0 HR: 1 SF: 0 SAC: 0 DP: 0 HBP: 0						WP: 1 PB: 0 SB: 0 CS: 0 PA: 39	

PITCHER	IP	WLS	BF	H	R	ER	SO	BB	IBB	HBP	BLK	WP	HR	S	P	ERA	WHIP
Steve Rogers, R (1, 1) ERA: 2.67	6.0	W	24	4	0	0	5	2	0	0	0	1	0	32	40	0.00	1.000
Joe Kerrigan, R (7, 1) ERA: 2.35	1.0		5	1	0	0	0	1	0	0	0	0	0	4	8	0.00	2.000
Will McEnaney, L (8, 1) ERA: 4.19	1.0		5	1	2	2	0	1	0	0	0	0	0	4	8	18.00	2.000
Bill Atkinson, R (9, 1) ERA: 3.83	1.0	S	5	1	1	1	1	1	0	0	0	0	1	6	10	9.00	2.000

PITCHER	IP	WLS	BF	H	R	ER	SO	BB	IBB	HBP	BLK	WP	HR	S	P	ERA	WHIP

Montreal Expos @ San Francisco Giants

Candlestick Park, San Francisco, CA

Mon Jul 25 1977, 10:05 PM EDT

Att. 2,340 - Unknown

livebaseballscorecards.com

AB	34
R	3
H	7
RBI	3
BB	5
SO	6
LOB	21

Montreal Expos @ San Diego Padres

San Diego Stadium, San Diego, CA

Tue Jul 26 1977, 10:05 PM EDT

Unknown

TOP

livebaseballscorecards.com

Batter	1	2	3	4	5	6	7	8	9	AB	R	H	RBI	BB	SO	LOB
Dave Cash, R (1, 4) OBP: 0.336, SLG: 0.350	6-3		HR 1B	6-3			F8			4	1	1	0	0	0	0
Chris Speier, R (1, 6) OBP: 0.328, SLG: 0.337	F8		1-H HR		6-3		4-3			4	1	1	2	0	0	0
Ellis Valentine, R (1, 9) OBP: 0.353, SLG: 0.535	BB 1B		2B BB		K			CS 1B		3	1	2	0	1	1	0
Tony Perez, R (1, 3) OBP: 0.337, SLG: 0.426	1-2 BB		1-H 2B		F9			1-2 6-3		3	0	1	1	1	0	1
Warren Cromartie, L (1, 7) OBP: 0.332, SLG: 0.427	K		K			G3		F7		4	0	0	0	0	2	3
Gary Carter, R (1, 2) OBP: 0.336, SLG: 0.475		L8	6-3			1B			G6-4-3 BB	3	0	1	0	1	0	1
Andre Dawson, R (1, 8) OBP: 0.327, SLG: 0.493		1B	K			K			1-2f G6-4-3	4	0	1	0	0	2	3
Wayne Garrett, L (1, 5) OBP: 0.375, SLG: 0.372		F6		L9		F9			1B	4	0	1	0	0	0	2
Jackie Brown, R (1, 1) OBP: 0.122, SLG: 0.100		G3		K			K		F9	3	0	0	0	0	2	1
Del Unser, L (9, PH) OBP: 0.353, SLG: 0.488										1	0	0	0	0	0	1
Joe Kerrigan, R (9, 1)										0	0	0	0	0	0	0

	AB	33
	R	3
	H	8
	RBI	3
	BB	3
	SO	7
	LOB	12

Inning Stats										
	R: 0	H: 1	R: 0	H: 1	R: 3	H: 3	R: 0	H: 0	R: 0	H: 0
	E: 0	LOB: 2	E: 0	LOB: 1	E: 0	LOB: 1	E: 0	LOB: 0	E: 0	LOB: 0
	K: 1	BB: 1	K: 0	BB: 0	K: 2	BB: 1	K: 1	BB: 0	K: 1	BB: 0
	S: 6	P: 10	S: 4	P: 4	S: 10	P: 14	S: 5	P: 5	S: 5	P: 5

Inning Stats										
	R: 0	H: 1	R: 0	H: 0	R: 0	H: 1	R: 0	H: 1	R: 0	H: 1
	E: 0	LOB: 0	E: 0	LOB: 0	E: 0	LOB: 1	E: 0	LOB: 0	E: 0	LOB: 1
	K: 0	BB: 0	K: 1	BB: 0	K: 1	BB: 0	K: 0	BB: 0	K: 0	BB: 1
	S: 3	P: 3	S: 5	P: 5	S: 6	P: 6	S: 5	P: 5	S: 3	P: 7

	1B: 6	SF: 0	WP: 0	PA: 36
	2B: 1	SAC: 0	PB: 0	
	3B: 0	DP: 1	SB: 0	
	HR: 1	HBP: 0	CS: 1	

PITCHER	IP	WLS	BF	H	R	ER	SO	BB	IBB	HBP	BLK	WP	HR	S	P	ERA	WHIP
Dave Freisleben, R (1, 1) ERA: 5.1	9.0	W	36	8	3	3	7	3	0	0	0	0	1	47	59	3.00	1.222

PITCHER	IP	WLS	BF	H	R	ER	SO	BB	IBB	HBP	BLK	WP	HR	S	P	ERA	WHIP

Montreal Expos @ San Diego Padres

San Diego Stadium, San Diego, CA

Tue Jul 26 1977, 10:05 PM EDT

Unknown

BOTTOM

livebaseballscorecards.com

Batter	1	2	3	4	5	6	7	8	9	AB	R	H	RBI	BB	SO	LOB
Gene Richards, L (1, 7) OBP: 0.332, SLG: 0.325	F7	SH1-4 1-2			L5		4-3		1B 3-H	4	0	1	1	0	0	0
Bill Almon, R (1, 6) OBP: 0.300, SLG: 0.321	6-3	F9 2-3			F8		CS 1B			4	0	1	0	0	0	1
Mike Ivie, R (1, 3) OBP: 0.339, SLG: 0.418	1B 1B 1B	F8			FC5-4 1B		CS 1-2	L6		4	1	2	0	0	0	1
Dave Winfield, R (1, 9) OBP: 0.345, SLG: 0.517	S 1-3 1B 1B		F9		FC5-4 1-2f			BBB 1B BB		3	1	1	0	1	0	1
George Hendrick, R (1, 8) OBP: 0.362, SLG: 0.428	BBBB 1B 1-2 1B BB		F5			SSS K		1-3 1B		3	1	1	0	1	1	0
Pat Scanlon, L (1, 5) OBP: 0.258, SLG: 0.214 Tucker Ashford, R (9, 5) OBP: 0.256, SLG: 0.289	FC5 1B 1-3 2-H 3-H 1B		4-3			F8		SSS K		4 0	0 0	1 0	2 0	0 0	1 0	2 0
Dave Roberts, R (1, 2) OBP: 0.282, SLG: 0.342 Dave Kingman, R (8, PH) OBP: 0.271, SLG: 0.389 Bob Davis, R (9, 2) OBP: 0.237, SLG: 0.236	1-2 3-H 1B			5-3		1B		5-3		3 1 0	0 0 0	2 0 0	1 0 0	0 0 0	0 0 0	0 2 0
Mike Champion, R (1, 4) OBP: 0.271, SLG: 0.296 Gene Tenace, R (9, PH) OBP: 0.411, SLG: 0.396 Jerry Turner, L (9, PR) OBP: 0.348, SLG: 0.446	FC5 2-3f			3-1		F4			BBBB SH3-4 S 1B BB	3 0 0	0 0 1	0 0 0	0 0 0	0 1 0	0 0 0	3 0 0
Dave Freisleben, R (1, 1) OBP: 0.167, SLG: 0.167 Merv Rettenmund, R (9, PH) OBP: 0.438, SLG: 0.515		F9 SH1-4 1B		6-3			4-3		SH3-4 1-3	3 0	0 0	1 0	0 0	0 0	0 0	0 0
Inning Stats	R: 3 H: 4 E: 0 LOB: 2 K: 0 BB: 1 S: 7 P: 11	R: 0 H: 1 E: 0 LOB: 1 K: 0 BB: 0 S: 4 P: 4	R: 0 H: 0 E: 0 LOB: 0 K: 0 BB: 0 S: 3 P: 3	R: 0 H: 0 E: 0 LOB: 0 K: 0 BB: 0 S: 3 P: 3	R: 0 H: 1 E: 0 LOB: 1 K: 0 BB: 0 S: 4 P: 4	R: 0 H: 1 E: 0 LOB: 1 K: 1 BB: 0 S: 6 P: 6	R: 0 H: 1 E: 0 LOB: 0 K: 0 BB: 0 S: 3 P: 3	R: 0 H: 1 E: 0 LOB: 2 K: 1 BB: 1 S: 6 P: 10	R: 1 H: 1 E: 0 LOB: 1 K: 0 BB: 1 S: 2 P: 6	1B: 10 SF: 0 2B: 0 SAC: 2 3B: 0 DP: 0 HR: 0 HBP: 0						

	AB	32
	R	4
	H	10
	RBI	4
	BB	3
	SO	2
	LOB	10

WP: 0 PA: 38
PB: 0
SB: 2
CS: 1

PITCHER		IP	WLS	BF	H	R	ER	SO	BB	IBB	HBP	BLK	WP	HR	S	P	ERA	WHIP
Jackie Brown, R ERA: 3.4	(1, 1)	8.0		34	9	3	3	2	2	0	0	0	0	0	36	44	3.38	1.375
Joe Kerrigan, R ERA: 2.48	(9, 1)	0.1	L	3	1	1	1	0	1	0	0	0	0	0	2	6	27.00	6.000

PITCHER	IP	WLS	BF	H	R	ER	SO	BB	IBB	HBP	BLK	WP	HR	S	P	ERA	WHIP

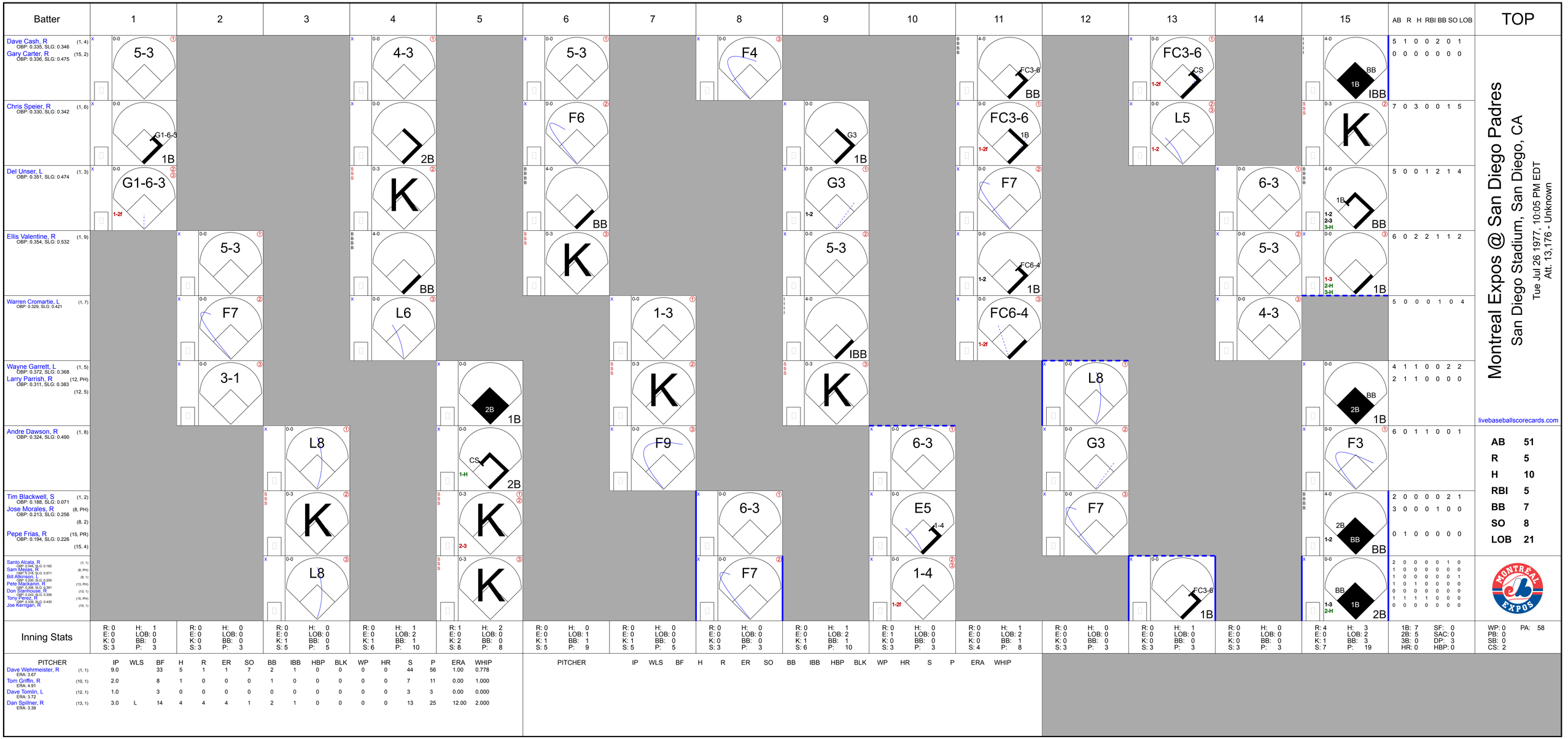
Batter
1
2
3
4
5
6
7
8
9
10
11
12
13
14
15
AB R H RBI BB SO LOB
TOP
Dave Cash, R (1, 4)
OBP: 0.335, SLG: 0.346
Gary Carter, R (15, 2)
OBP: 0.336, SLG: 0.475
5-3
4-3
5-3
F4
FC3-6 BB
FC3-6 CS
BB IBB
5 1 0 0 2 0 1
0 0 0 0 0 0 0
Chris Speier, R (1, 6)
OBP: 0.330, SLG: 0.342
G1-6-3 1B
2B
F6
G3 1B
FC3-6 1B
L5
K
7 0 3 0 0 1 5
Del Unser, L (1, 3)
OBP: 0.351, SLG: 0.474
G1-6-3
K
BB
G3
F7
6-3
BB
5 0 0 1 2 1 4
Ellis Valentine, R (1, 9)
OBP: 0.354, SLG: 0.532
5-3
BB
5-3
FC6-4 1B
5-3
6 0 2 2 1 1 2
Warren Cromartie, L (1, 7)
OBP: 0.329, SLG: 0.421
F7
L6
1-3
IBB
FC6-4
4-3
5 0 0 0 1 0 4
Wayne Garrett, L (1, 5)
OBP: 0.372, SLG: 0.368
Larry Parrish, R (12, PH) (12, 5)
OBP: 0.311, SLG: 0.383
3-1
2B 1B
K
K
FC6-4
L8
BB 1B
4 1 1 0 0 2 2
2 1 1 0 0 0 0
Andre Dawson, R (1, 8)
OBP: 0.324, SLG: 0.490
L8
CS 2B
F9
6-3
G3
F3
6 0 1 1 0 0 1
Tim Blackwell, S (1, 2)
OBP: 0.188, SLG: 0.071
Jose Morales, R (8, PH) (8, 2)
OBP: 0.213, SLG: 0.256
Pepe Frias, R (15, PR) (15, 4)
OBP: 0.194, SLG: 0.226
K
K
6-3
E5 1-4
F7
2B BB
2 0 0 0 0 2 1
3 0 0 0 1 0 0
0 1 0 0 0 0 0
Santo Alcala, R (1, 1)
OBP: 0.048, SLG: 0.182
Sam Mejias, R (8, PH)
OBP: 0.316, SLG: 0.571
Bill Atkinson, L (8, 1)
OBP: 0.200, SLG: 0.200
Pete Mackanin, R (13, PH)
OBP: 0.306, SLG: 0.391
Don Stanhouse, R (13, 1)
OBP: 0.243, SLG: 0.306
Tony Perez, R (15, PH)
OBP: 0.339, SLG: 0.430
Joe Kerrigan, R (15, 1)
L8
K
K
F7
1-4
FC3-6 1B
BB 1B 2B
2 0 0 0 0 1 0
1 0 0 0 0 0 0
1 0 0 0 0 0 1
1 0 1 0 0 0 0
0 0 0 0 0 0 0
1 1 1 1 0 0 0
0 0 0 0 0 0 0
Montreal Expos @ San Diego Padres
San Diego Stadium, San Diego, CA
Tue Jul 26 1977, 10:05 PM EDT
Att. 13,176 - Unknown
livebaseballscorecards.com
AB 51
R 5
H 10
RBI 5
BB 7
SO 8
LOB 21
Inning Stats
R: 0 E: 0 K: 0 S: 3 H: 1 LOB: 0 BB: 0 P: 3
R: 0 E: 0 K: 0 S: 3 H: 0 LOB: 0 BB: 0 P: 3
R: 0 E: 0 K: 1 S: 5 H: 0 LOB: 0 BB: 0 P: 5
R: 0 E: 0 K: 1 S: 6 H: 1 LOB: 2 BB: 1 P: 10
R: 1 E: 0 K: 2 S: 8 H: 2 LOB: 0 BB: 0 P: 8
R: 0 E: 0 K: 1 S: 5 H: 0 LOB: 1 BB: 1 P: 9
R: 0 E: 0 K: 1 S: 5 H: 0 LOB: 0 BB: 0 P: 5
R: 0 E: 0 K: 0 S: 3 H: 0 LOB: 0 BB: 0 P: 3
R: 0 E: 0 K: 1 S: 6 H: 1 LOB: 2 BB: 1 P: 10
R: 0 E: 1 K: 0 S: 3 H: 0 LOB: 0 BB: 0 P: 3
R: 0 E: 0 K: 0 S: 4 H: 1 LOB: 2 BB: 1 P: 8
R: 0 E: 0 K: 0 S: 3 H: 0 LOB: 0 BB: 0 P: 3
R: 0 E: 0 K: 0 S: 3 H: 1 LOB: 0 BB: 0 P: 3
R: 0 E: 0 K: 0 S: 3 H: 0 LOB: 0 BB: 0 P: 3
R: 4 E: 0 K: 1 S: 7 H: 3 LOB: 2 BB: 3 P: 19
1B: 7 2B: 5 3B: 0 HR: 0
SF: 0 SAC: 0 DP: 3 HBP: 0
WP: 0 PB: 0 SB: 0 CS: 2
PA: 58
PITCHER IP WLS BF H R ER SO BB IBB HBP BLK WP HR S P ERA WHIP
Dave Wehrmeister, R (1, 1) ERA: 3.67 9.0 33 5 1 1 7 2 1 0 0 0 0 44 56 1.00 0.778
Tom Griffin, R (10, 1) ERA: 4.91 2.0 8 1 0 0 0 1 0 0 0 0 0 7 11 0.00 1.000
Dave Tomlin, L (12, 1) ERA: 3.72 1.0 3 0 0 0 0 0 0 0 0 0 0 3 3 0.00 0.000
Dan Spillner, R (13, 1) ERA: 3.38 3.0 L 14 4 4 4 1 2 1 0 0 0 0 13 25 12.00 2.000
PITCHER IP WLS BF H R ER SO BB IBB HBP BLK WP HR S P ERA WHIP

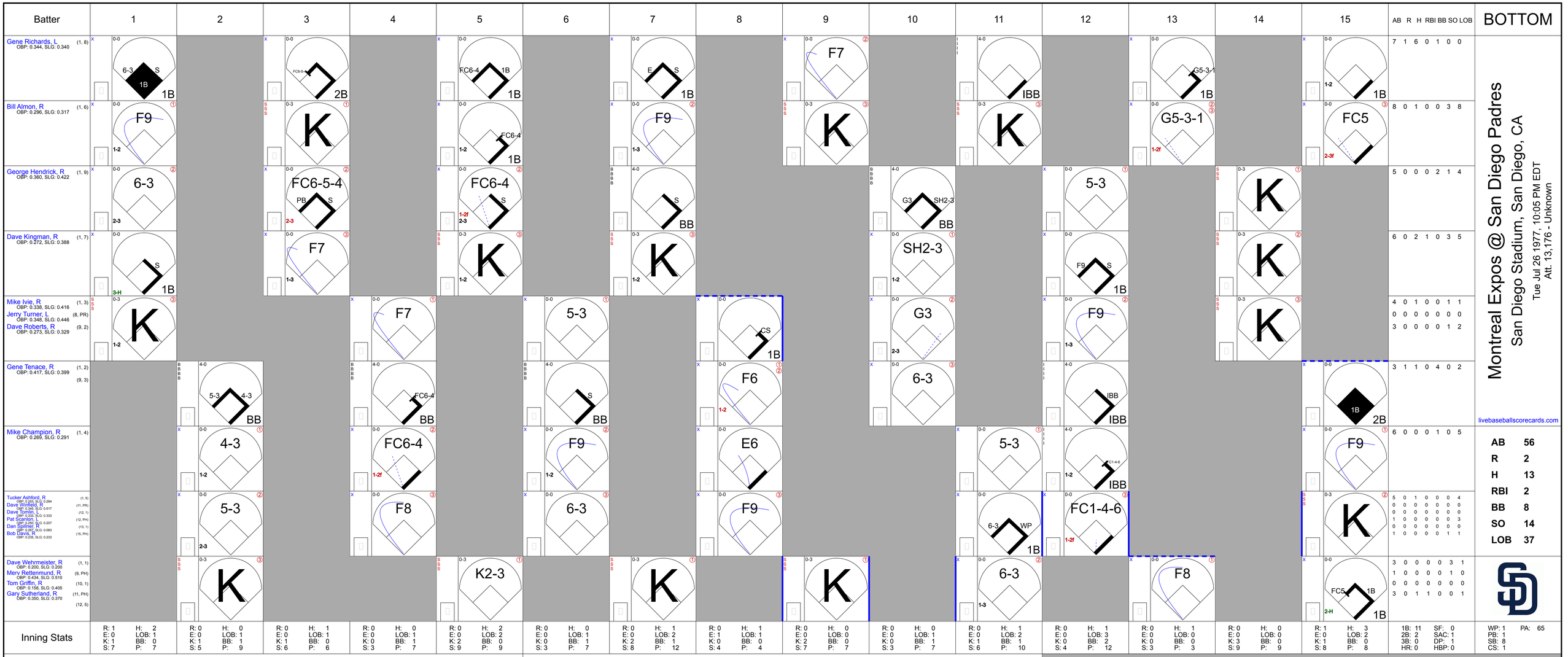

Montreal Expos @ San Diego Padres

San Diego Stadium, San Diego, CA

Tue Jul 26 1977, 10:05 PM EDT

Att. 13,176 - Unknown

livebaseballscorecards.com

Batter	1	2	3	4	5	6	7	8	9	10	11	12	13	14	15	AB	R	H	RBI	BB	SO	LOB
Gene Richards, L (1, 8) OBP: 0.344, SLG: 0.340	6-3 S 1B 1B		FC6-5-4 2B		FC6-4 1B 1B		E S 1B		F7		IBB		G5-3-1 1B		1-2 1B	7	1	6	0	1	0	0
Bill Almon, R (1, 6) OBP: 0.296, SLG: 0.317	F9 1-2		K		FC6-4 1-2 1B		F9 1-3		K		K		G5-3-1 1-2f		FC5 2-3f	8	0	1	0	0	3	8
George Hendrick, R (1, 9) OBP: 0.360, SLG: 0.422	6-3 2-3		FC6-5-4 PB S 2-3		FC6-4 S 1-2f 2-3		S BB			G3 SH2-3 BB		5-3		K		5	0	0	0	2	1	4
Dave Kingman, R (1, 7) OBP: 0.272, SLG: 0.388	S 3-H 1B		F7 1-3		K 1-2		K 1-2			SH2-3 1-2		F9 S 1B		K		6	0	2	1	0	3	5
Mike Ivie, R (1, 3) OBP: 0.338, SLG: 0.416 Jerry Turner, L (8, PR) OBP: 0.348, SLG: 0.446 Dave Roberts, R (9, 2) OBP: 0.273, SLG: 0.329	K 1-2			F7		5-3		CS 1B		G3 2-3		F9 1-3		K		4 0 3	0 0 0	1 0 0	0 0 0	1 0 1	1 0 2	1 0 2
Gene Tenace, R (1, 2) OBP: 0.417, SLG: 0.399 (9, 3)		5-3 4-3 BB		FC6-4 BB		S BB		F6 1-2		6-3		IBB IBB			1B 2B	3	1	1	0	4	0	2
Mike Champion, R (1, 4) OBP: 0.269, SLG: 0.291		4-3 1-2		FC6-4 1-2f		F9 1-2		E6			5-3	FC1-4-6 1-2 IBB			F9	6	0	0	0	1	0	5
Tucker Ashford, R (1, 5) OBP: 0.253, SLG: 0.284 Dave Winfield, R (11, PR) OBP: 0.345, SLG: 0.517 Dave Tomlin, L (12, 1) OBP: 0.333, SLG: 0.333 Pat Scanlon, L (12, PH) OBP: 0.250, SLG: 0.207 Dan Spillner, R (13, 1) OBP: 0.267, SLG: 0.083 Bob Davis, R (15, PH) OBP: 0.235, SLG: 0.233		5-3 2-3		F8		6-3		F9			6-3 WP 1B	FC1-4-6 1-2f			K	5 0 0 1 0 0	0 0 0 0 0 0	1 0 0 0 0 0	0 0 0 0 0 0	0 0 0 0 0 0	0 0 0 0 0 0	4 0 0 0 0 0
Dave Wehrmeister, R (1, 1) OBP: 0.200, SLG: 0.200 Merv Rettenmund, R (9, PH) OBP: 0.434, SLG: 0.510 Tom Griffin, R (10, 1) OBP: 0.158, SLG: 0.405 Gary Sutherland, R (11, PH) OBP: 0.350, SLG: 0.370 (12, 5)		K			K2-3		K		K		6-3 1-3		F8		FC5 1B 2-H 1B	3 1 0 3	0 0 0 0	0 0 0 1	0 0 0 1	0 0 0 0	3 1 0 0	1 0 0 1

Inning Stats	1	2	3	4	5	6	7	8	9	10	11	12	13	14	15	AB	R	H	RBI	BB	SO	LOB
	R: 1 E: 0 K: 1 S: 7	H: 2 LOB: 1 BB: 0 P: 7	R: 0 E: 0 K: 1 S: 5	H: 0 LOB: 1 BB: 1 P: 9	R: 0 E: 0 K: 1 S: 6	H: 1 LOB: 1 BB: 0 P: 6	R: 0 E: 0 K: 0 S: 3	H: 0 LOB: 1 BB: 1 P: 7	R: 0 E: 0 K: 2 S: 8	H: 1 LOB: 2 BB: 1 P: 12	R: 0 E: 1 K: 0 S: 4	H: 1 LOB: 1 BB: 0 P: 4	R: 0 E: 0 K: 2 S: 7	H: 0 LOB: 0 BB: 0 P: 7	R: 0 E: 0 K: 0 S: 3	H: 0 LOB: 1 BB: 1 P: 7	R: 0 E: 0 K: 1 S: 6	H: 1 LOB: 2 BB: 1 P: 10	R: 0 E: 0 K: 0 S: 4	H: 1 LOB: 3 BB: 2 P: 12	R: 0 E: 0 K: 0 S: 3	H: 1 LOB: 0 BB: 0 P: 3	R: 0 E: 0 K: 3 S: 9	H: 0 LOB: 0 BB: 0 P: 9	R: 1 E: 0 K: 1 S: 8	H: 3 LOB: 2 BB: 0 P: 8	1B: 11 2B: 2 3B: 0 HR: 0	SF: 0 SAC: 1 DP: 1 HBP: 0	WP: 1 PB: 1 SB: 8 CS: 1	PA: 65

PITCHER		IP	WLS	BF	H	R	ER	SO	BB	IBB	HBP	BLK	WP	HR	S	P	ERA	WHIP
Santo Alcala, R ERA: 5.6	(1, 1)	7.0		31	6	1	1	7	4	0	0	0	0	0	41	57	1.29	1.429
Bill Atkinson, R ERA: 3.46	(8, 1)	5.0		22	3	0	0	3	1	3	0	0	1	0	24	40	0.00	0.800
Don Stanhouse, R ERA: 4.39	(13, 1)	2.0	W	6	1	0	0	3	0	0	0	0	0	0	12	12	0.00	0.500
Joe Kerrigan, R ERA: 2.58	(15, 1)	1.0		6	3	1	1	1	0	0	0	0	0	0	8	8	9.00	3.000

PITCHER	IP	WLS	BF	H	R	ER	SO	BB	IBB	HBP	BLK	WP	HR	S	P	ERA	WHIP

Montreal Expos @ San Diego Padres

San Diego Stadium, San Diego, CA

Wed Jul 27 1977, 10:05 PM EDT

Att. 8,037 - Unknown

TOP

livebaseballscorecards.com

Batter	1	2	3	4	5	6	7	8	9	AB	R	H	RBI	BB	SO	LOB
Pepe Frias, R (1, 4) OBP: 0.194, SLG: 0.222	5-3	FC6-4 1-2f		G3		5-3			SH2-3 1B	5	0	1	0	0	0	3
Del Unser, L (1, 8) OBP: 0.348, SLG: 0.469	4-3		G3		E7 1B 1B	G3			SH2-3 1-2	4	1	1	0	0	0	0
Ellis Valentine, R (1, 9) OBP: 0.355, SLG: 0.530	F9		BB 1B		2-H 1B	3-1			K	5	0	2	1	0	1	1
Tony Perez, R (1, 3) OBP: 0.342, SLG: 0.429		2B 1B	1-2 BB		K		K		IBB	3	1	1	0	2	2	0
Gary Carter, R (1, 2) OBP: 0.337, SLG: 0.476		F9 1-H 1B 2B	K		2B 1B BB		K		F7	4	2	1	1	1	2	4
Warren Cromartie, L (1, 7) OBP: 0.329, SLG: 0.419		F9 2-3	F7		1-2 2B 1B		F7			4	1	1	0	0	0	3
Wayne Garrett, L (1, 5) OBP: 0.380, SLG: 0.378		BB 3-H 1B		1B 1B 1B	1-H 2-H 2B			F7		2	0	2	1	0	0	0
Larry Parrish, R (5, PH) OBP: 0.312, SLG: 0.388 (5, 5)										2	0	1	2	0	0	0
Pete Mackanin, R (1, 6) OBP: 0.321, SLG: 0.388		L9		1B 1-2 1B	IBB			L7		3	0	1	0	1	0	1
Stan Bahnsen, R (1, 1) OBP: 0.160, SLG: 0.130		FC6-4 1-2 BB		1-2 2-3 1B	6-3			F8		3	0	1	0	1	0	2

AB	35
R	5
H	12
RBI	5
BB	5
SO	5
LOB	14

Inning Stats	1	2	3	4	5	6	7	8	9
	R: 0 E: 0 K: 0 S: 3	R: 2 E: 0 K: 0 S: 6	R: 0 E: 0 K: 1 S: 6	R: 0 E: 0 K: 0 S: 4	R: 3 E: 1 K: 1 S: 8	R: 0 E: 0 K: 0 S: 3	R: 0 E: 0 K: 2 S: 7	R: 0 E: 0 K: 0 S: 3	R: 0 E: 0 K: 1 S: 6
	H: 0 LOB: 0 BB: 0 P: 3	H: 3 LOB: 2 BB: 1 P: 10	H: 1 LOB: 2 BB: 1 P: 10	H: 3 LOB: 1 BB: 0 P: 4	H: 4 LOB: 2 BB: 2 P: 16	H: 0 LOB: 0 BB: 0 P: 3	H: 0 LOB: 0 BB: 0 P: 7	H: 0 LOB: 0 BB: 0 P: 3	H: 1 LOB: 2 BB: 1 P: 10

| | | | | | | | | | |

Batter	1	2	3	4	5	6	7	8	9	AB	R	H	RBI	BB	SO	LOB
Gene Richards, L (1, 8) OBP: 0.341, SLG: 0.335	6-3			K	4-3		F7			4	0	0	0	0	1	0
Bill Almon, R (1, 6) OBP: 0.298, SLG: 0.319	6-3			HR 1B		HR 1B		F8		4	2	2	0	0	0	0
George Hendrick, R (1, 9) OBP: 0.365, SLG: 0.443	4-3			1-H HR		1-H HR		1B FC3-2 1B		4	2	3	4	0	0	0
Mike Ivie, R (1, 3) OBP: 0.342, SLG: 0.423		G5-4-3 1B		1B 2B		F9		CS FC3-2 1-3 1B		4	1	3	0	0	0	0
Jerry Turner, L (1, 7) OBP: 0.346, SLG: 0.441		F9		E 2-H 1B		F8		FC3-2 1-2 3-H		4	0	1	1	0	0	3
Gene Tenace, R (1, 2) OBP: 0.418, SLG: 0.398		G5-4-3 1-2f		F4 1-3		BB		CS 2-3	SH3-4 HR 1B	3	1	1	0	1	0	2
Mike Champion, R (1, 4) OBP: 0.267, SLG: 0.289		5-3		6-3		5-3			SH3-4 1-2	2	0	0	0	0	0	1
Dave Tomlin, L (5, 1) OBP: 0.333, SLG: 0.333										0	0	0	0	0	0	0
Dave Kingman, R (6, PH) OBP: 0.271, SLG: 0.387										1	0	0	0	0	0	1
Tom Griffin, R (7, 1) OBP: 0.158, SLG: 0.405										0	0	0	0	0	0	0
Gary Sutherland, R (9, PH) OBP: 0.350, SLG: 0.370										0	0	0	0	0	0	0
Tucker Ashford, R (1, 5) OBP: 0.263, SLG: 0.326		K			G4-6-3 1B		F6		2-H HR	4	1	2	2	0	1	0
Rick Sawyer, R (1, 1) OBP: 0.320, SLG: 0.150		K			G4-6-3 1-2f		G3			1	0	0	0	0	1	0
Pat Scanlon, L (5, 4) OBP: 0.235, SLG: 0.194										2	0	0	0	0	0	1
Inning Stats	R: 0 E: 0 K: 0 S: 3 H: 0 LOB: 0 BB: 0 P: 3	R: 0 E: 0 K: 0 S: 3 H: 1 LOB: 0 BB: 0 P: 3	R: 0 E: 0 K: 2 S: 7 H: 0 LOB: 0 BB: 0 P: 7	R: 3 E: 1 K: 1 S: 9 H: 4 LOB: 1 BB: 0 P: 9	R: 0 E: 0 K: 0 S: 3 H: 1 LOB: 0 BB: 0 P: 3	R: 2 E: 0 K: 0 S: 5 H: 2 LOB: 1 BB: 1 P: 9	R: 0 E: 0 K: 0 S: 3 H: 0 LOB: 0 BB: 0 P: 3	R: 0 E: 0 K: 0 S: 4 H: 2 LOB: 1 BB: 0 P: 4	R: 2 E: 0 K: 0 S: 3 H: 2 LOB: 0 BB: 0 P: 3	1B: 8 2B: 1 3B: 0 HR: 3 SF: 0 SAC: 1 DP: 2 HBP: 0							

PITCHER	IP	WLS	BF	H	R	ER	SO	BB	IBB	HBP	BLK	WP	HR	S	P	ERA	WHIP
Stan Bahnsen, R (1, 1) ERA: 5.36	8.1	L	35	12	7	7	3	1	0	0	0	0	3	40	44	7.56	1.560

PITCHER	IP	WLS	BF	H	R	ER	SO	BB	IBB	HBP	BLK	WP	HR	S	P	ERA	WHIP

BOTTOM

Montreal Expos @ San Diego Padres

San Diego Stadium, San Diego, CA

Wed Jul 27 1977, 10:05 PM EDT

Att. 8,037 - Unknown

livebaseballscorecards.com

AB	33
R	7
H	12
RBI	7
BB	1
SO	3
LOB	8

PA: 36

WP: 0 PB: 0 SB: 0 CS: 1

Montreal Expos @ San Diego Padres

San Diego Stadium, San Diego, CA

Thu Jul 28 1977, 6:33 AM EDT

Att. 7,010 - Unknown

TOP

livebaseballscorecards.com

Batter	1	2	3	4	5	6	7	8	9	AB	R	H	RBI	BB	SO	LOB
Dave Cash, R (1, 4) OBP: 0.333, SLG: 0.342	F9		F7		L6		5-3		BB, 6-3, 6-3	4	0	0	0	1	0	3
Chris Speier, R (1, 6) OBP: 0.331, SLG: 0.344	6-3			2B		F8	BB		6-3	4	0	1	0	1	0	1
Ellis Valentine, R (1, 9) OBP: 0.350, SLG: 0.523	5-3			F8		F8	F4		6-3	5	0	0	0	0	0	4
Tony Perez, R (1, 3) OBP: 0.345, SLG: 0.430		CS, 1B		5-3		F9		HR, 1B	IBB	4	1	2	0	1	0	1
Gary Carter, R (1, 2) OBP: 0.341, SLG: 0.476		G4-6-3, 1B		IBB			BB, E, 1B, 1B	K	2-3	4	1	2	0	1	1	3
Warren Cromartie, L (1, 7) OBP: 0.325, SLG: 0.415		G4-6-3		F9			F4	F8		4	0	0	0	0	0	5
Andre Dawson, R (1, 8) OBP: 0.329, SLG: 0.503			5-3		WP, 1B		BB, E, 1B	HR		4	2	3	2	0	0	0
Larry Parrish, R (1, 5) OBP: 0.319, SLG: 0.392			1B		F9		BB, E	1B		3	1	2	0	1	0	1
Wayne Twitchell, R (1, 1) OBP: 0.185, SLG: 0.160			K		K		E5	K		2	0	0	0	0	2	2
Fred Holdsworth, R (6, 1)										0	0	0	0	0	0	0
Jose Morales, R (7, PH) OBP: 0.208, SLG: 0.250										1	0	0	1	0	0	0
Bill Atkinson, L (7, PR) OBP: 0.200, SLG: 0.200										0	0	0	0	0	0	0
Joe Kerrigan, R (7, 1)										1	0	0	0	0	1	1
Don Stanhouse, R (8, 1) OBP: 0.243, SLG: 0.306										0	0	0	0	0	0	0
Inning Stats	R: 0 E: 0 K: 0 S: 3 H: 0 LOB: 0 BB: 0 P: 3	R: 0 E: 0 K: 0 S: 3 H: 2 LOB: 0 BB: 0 P: 3	R: 0 E: 0 K: 1 S: 6 H: 1 LOB: 1 BB: 0 P: 6	R: 0 E: 0 K: 0 S: 4 H: 1 LOB: 2 BB: 1 P: 8	R: 0 E: 0 K: 1 S: 6 H: 1 LOB: 1 BB: 0 P: 6	R: 0 E: 0 K: 0 S: 3 H: 0 LOB: 0 BB: 0 P: 3	R: 3 E: 1 K: 0 S: 6 H: 2 LOB: 2 BB: 2 P: 14	R: 2 E: 0 K: 2 S: 10 H: 3 LOB: 1 BB: 0 P: 10	R: 0 E: 0 K: 0 S: 3 H: 0 LOB: 2 BB: 2 P: 11	1B: 8 2B: 1 3B: 0 HR: 1 SF: 0 SAC: 0 DP: 1 HBP: 0						

AB	36
R	5
H	10
RBI	3
BB	5
SO	4
LOB	21

WP: 1 PB: 0 SB: 0 CS: 1 PA: 41

PITCHER		IP	WLS	BF	H	R	ER	SO	BB	IBB	HBP	BLK	WP	HR	S	P	ERA	WHIP
Bob Owchinko, L ERA: 4.78	(1, 1)	8.0	L	37	10	5	3	4	3	1	0	0	1	1	41	57	3.38	1.625
Dan Spillner, R ERA: 3.33	(9, 1)	1.0		4	0	0	0	0	0	1	0	0	0	0	3	7	0.00	0.000

PITCHER	IP	WLS	BF	H	R	ER	SO	BB	IBB	HBP	BLK	WP	HR	S	P	ERA	WHIP

Batter	1	2	3	4	5	6	7	8	9	AB	R	H	RBI	BB	SO	LOB
Gene Richards, L (1, 8) OBP: 0.345, SLG: 0.334	6-3		BB, CS			BB, 1B, 2B		BB, G5-4-3		1	1	0	0	3	0	0
Bill Almon, R (1, 6) OBP: 0.298, SLG: 0.318	F9		CS 1-2	F9		1B, 2B 1-2 2-H		G5-4-3 1-2f		4	1	1	1	0	0	1
George Hendrick, R (1, 9) OBP: 0.364, SLG: 0.445	CI			4-3		2B, 1B 1-H 2-H		G3		3	1	1	2	0	0	0
Mike Ivie, R (1, 3) OBP: 0.341, SLG: 0.421	K			K		1B 2-3			F8	4	0	1	0	0	2	1
Jerry Turner, L (1, 7) OBP: 0.344, SLG: 0.436		F3			L3	CS, 1B 1-3 3-H			K	4	0	1	1	0	1	0
Gene Tenace, R (1, 2) OBP: 0.413, SLG: 0.393		6-3			1-3	6-3 1-2			F8	4	0	0	0	0	0	2
Mike Champion, R (1, 4) OBP: 0.265, SLG: 0.287		K			F6		6-3			3	0	0	0	0	1	0
Tucker Ashford, R (1, 5) OBP: 0.265, SLG: 0.326			F7			SH5-4, 1B 1B	6-3			3	1	1	0	0	0	0
Bob Owchinko, L (1, 1) OBP: 0.240, SLG: 0.136 Dan Spillner, R (9, 1) OBP: 0.267, SLG: 0.083			F8			SH5-4 1-2	F8			2 0	0 0	0 0	0 0	0 0	0 0	0 0
Inning Stats	R: 0 E: 1 K: 1 S: 6 H: 0 LOB: 1 BB: 0 P: 6	R: 0 E: 0 K: 1 S: 5 H: 0 LOB: 0 BB: 0 P: 5	R: 0 E: 0 K: 0 S: 2 H: 0 LOB: 0 BB: 1 P: 6	R: 0 E: 0 K: 1 S: 5 H: 0 LOB: 0 BB: 0 P: 5	R: 0 E: 0 K: 0 S: 3 H: 0 LOB: 0 BB: 0 P: 3	R: 4 E: 0 K: 0 S: 7 H: 5 LOB: 1 BB: 1 P: 11	R: 0 E: 0 K: 0 S: 3 H: 0 LOB: 0 BB: 0 P: 3	R: 0 E: 0 K: 0 S: 2 H: 0 LOB: 0 BB: 1 P: 6	R: 0 E: 0 K: 1 S: 5 H: 0 LOB: 0 BB: 0 P: 5	1B: 4 2B: 1 3B: 0 HR: 0 SF: 0 SAC: 1 DP: 1 HBP: 0						

PITCHER	IP	WLS	BF	H	R	ER	SO	BB	IBB	HBP	BLK	WP	HR	S	P	ERA	WHIP
Wayne Twitchell, R (1, 1) ERA: 4.58	5.1		23	5	4	4	3	2	0	0	0	0	0	27	35	6.75	1.312
Fred Holdsworth, R (6, 1) ERA: 6.0	0.2		1	0	0	0	0	0	0	0	0	0	0	1	1	0.00	0.000
Joe Kerrigan, R (7, 1) ERA: 2.54	1.0	W	4	0	0	0	0	1	0	0	0	0	0	3	7	0.00	1.000
Don Stanhouse, R (8, 1) ERA: 4.31	2.0	S	5	0	0	0	1	0	0	0	0	0	0	7	7	0.00	0.000

PITCHER	IP	WLS	BF	H	R	ER	SO	BB	IBB	HBP	BLK	WP	HR	S	P	ERA	WHIP

BOTTOM

Montreal Expos @ San Diego Padres

San Diego Stadium, San Diego, CA

Thu Jul 28 1977, 6:33 AM EDT

Att. 7,010 - Unknown

livebaseballscorecards.com

AB	28
R	4
H	5
RBI	4
BB	3
SO	4
LOB	4

Los Angeles Dodgers @ Montreal Expos

Olympic Stadium, Montreal, QB

Fri Jul 29 1977, 7:05 PM EDT

Att. 41,721 - Unknown

TOP

livebaseballscorecards.com

Batter	1	2	3	4	5	6	7	8	9	AB	R	H	RBI	BB	SO	LOB
Davey Lopes, R (1, 4) OBP: 0.356, SLG: 0.386	G3			6-3 S SF8-3-6 BB		3B 1B				2	2	1	0	1	0	0
Bill Russell, R (1, 6) OBP: 0.309, SLG: 0.370	F7			6-3 1-3		1-H 2B 3B				3	1	1	1	0	0	1
Reggie Smith, S (1, 9) OBP: 0.431, SLG: 0.566	4-3			SF8-3-6 BB		1B 3-H 2B				2	0	1	1	1	0	0
Ron Cey, R (1, 5) OBP: 0.383, SLG: 0.488		F9		SF8-3-6 1-2 3-H		2-H 1B				2	0	1	1	0	0	0
Steve Garvey, R (1, 3) OBP: 0.333, SLG: 0.518		F8			6-3		1B S FC6-4 1B			3	1	1	0	0	0	0
Dusty Baker Jr., R (1, 7) OBP: 0.344, SLG: 0.488		5-3			K		K 1-2			3	0	0	0	0	2	1
Joe Simpson, L (1, 8)			6-3		6-3		FC6-4 2-3 1B			2	0	0	0	0	0	0
Manny Mota, R (7, PH) OBP: 0.593, SLG: 0.500										1	0	1	0	0	0	0
Glenn Burke, R (7, PR) OBP: 0.278, SLG: 0.284										0	0	0	0	0	0	0
Steve Yeager, R (1, 2) OBP: 0.360, SLG: 0.472			F7			K	FC6-4 1-2f 3-H			3	0	0	1	0	1	1
Doug Rau, L (1, 1) OBP: 0.204, SLG: 0.160			4-3			4-3				2	0	0	0	0	0	0
Inning Stats	R: 0 E: 0 K: 0 S: 3 H: 0 LOB: 0 BB: 0 P: 3	R: 0 E: 0 K: 0 S: 3 H: 0 LOB: 0 BB: 0 P: 3	R: 0 E: 0 K: 0 S: 3 H: 0 LOB: 0 BB: 0 P: 3	R: 1 E: 0 K: 0 S: 2 H: 0 LOB: 0 BB: 2 P: 10	R: 0 E: 0 K: 1 S: 5 H: 0 LOB: 0 BB: 0 P: 5	R: 2 E: 0 K: 1 S: 8 H: 4 LOB: 2 BB: 0 P: 8	R: 1 E: 0 K: 1 S: 6 H: 2 LOB: 2 BB: 0 P: 6			1B: 4 2B: 2 3B: 1 HR: 0 SF: 1 SAC: 0 DP: 1 HBP: 0						

	AB	23
	R	4
	H	6
	RBI	4
	BB	2
	SO	3
	LOB	3

WP: 0 PB: 0 SB: 2 CS: 0 PA: 26

PITCHER	IP	WLS	BF	H	R	ER	SO	BB	IBB	HBP	BLK	WP	HR	S	P	ERA	WHIP
Steve Rogers, R (1, 1) ERA: 2.72	6.2	L	26	6	4	3	3	2	0	0	0	0	0	30	38	4.05	1.200

PITCHER	IP	WLS	BF	H	R	ER	SO	BB	IBB	HBP	BLK	WP	HR	S	P	ERA	WHIP

Batter	1	2	3	4	5	6	7	8	9	AB	R	H	RBI	BB	SO	LOB
Dave Cash, R (1, 4) OBP: 0.333, SLG: 0.342	6-3		1-6-3			G6-4-3 1B				3	0	1	0	0	0	1
Chris Speier, R (1, 6) OBP: 0.328, SLG: 0.341	K			F9		G6-4-3 1-2f				3	0	0	0	0	1	1
Ellis Valentine, R (1, 9) OBP: 0.348, SLG: 0.519	F9			F7		5-3				3	0	0	0	0	0	0
Tony Perez, R (1, 3) OBP: 0.346, SLG: 0.431		F9		2B 1B						2	1	1	0	0	0	0
Gary Carter, R (1, 2) OBP: 0.342, SLG: 0.479		F9		1-H 2B						2	0	1	1	0	0	0
Warren Cromartie, L (1, 7) OBP: 0.324, SLG: 0.413		G3		4-3						2	0	0	0	0	0	1
Andre Dawson, R (1, 8) OBP: 0.330, SLG: 0.503			E5 SH1-4		G6-3 1B					2	0	1	0	0	0	0
Larry Parrish, R (1, 5) OBP: 0.316, SLG: 0.389			K		G6-3 1-2f					2	0	0	0	0	1	2
Steve Rogers, R (1, 1) OBP: 0.156, SLG: 0.115			SH1-4 1-2		K					1	0	0	0	0	1	0
Inning Stats	R: 0 E: 0 K: 1 S: 5 H: 0 LOB: 0 BB: 0 P: 5	R: 0 E: 0 K: 0 S: 3 H: 0 LOB: 0 BB: 0 P: 3	R: 0 E: 1 K: 1 S: 6 H: 0 LOB: 1 BB: 0 P: 6	R: 1 E: 0 K: 0 S: 5 H: 2 LOB: 1 BB: 0 P: 5	R: 0 E: 0 K: 1 S: 5 H: 1 LOB: 0 BB: 0 P: 5	R: 0 E: 0 K: 0 S: 3 H: 1 LOB: 0 BB: 0 P: 3				1B: 3 2B: 1 3B: 0 HR: 0 SF: 0 SAC: 1 DP: 2 HBP: 0						

PITCHER	IP	WLS	BF	H	R	ER	SO	BB	IBB	HBP	BLK	WP	HR	S	P	ERA	WHIP
Doug Rau, L (1, 1) ERA: 3.63	6.0	W	21	4	1	1	3	0	0	0	0	0	0	27	27	1.50	0.667

PITCHER	IP	WLS	BF	H	R	ER	SO	BB	IBB	HBP	BLK	WP	HR	S	P	ERA	WHIP

BOTTOM

Los Angeles Dodgers @ Montreal Expos

Olympic Stadium, Montreal, QB

Fri Jul 29 1977, 7:05 PM EDT

Att. 41,721 - Unknown

livebaseballscorecards.com

AB	20
R	1
H	4
RBI	1
BB	0
SO	3
LOB	5

WP: 0 PA: 21
PB: 0
SB: 0
CS: 0

Batter	1	2	3	4	5	6	7	8	9	AB	R	H	RBI	BB	SO	LOB
Davey Lopes, R (1, 4) OBP: 0.362, SLG: 0.387	BB		BB			1B		K		2	1	1	0	3	1	0
Bill Russell, R (1, 6) OBP: 0.310, SLG: 0.369	F8 1-2		G6-4-3 1-2f			G6-4-3 1-3			5-3	4	0	1	0	1	0	2
Reggie Smith, S (1, 9) OBP: 0.431, SLG: 0.564	BB			F8		G6-4-3 1-2f			5-3	1	1	0	0	1	0	2
Glenn Burke, R (2, 8) OBP: 0.268, SLG: 0.273	F8									3	0	0	0	0	0	2
Ron Cey, R (1, 5) OBP: 0.383, SLG: 0.485	BB 1-2 2-3	FC6-5		F7		K			K	4	1	1	0	1	2	1
Steve Garvey, R (1, 3) OBP: 0.334, SLG: 0.518	1B 1-2 2-H 3-H	FC6-5 1-2		K			K		5-3	4	1	2	2	0	2	0
Dusty Baker Jr., R (1, 7) OBP: 0.343, SLG: 0.488	HR 1-H 2-H	FC6-5 1-2 2-3f			K		5-3			4	1	1	2	0	1	2
Joe Simpson, L (1, 8) OBP: 0.333, SLG: 0.200 (2, 9)	HR 2-3	F8			BB		G3			3	1	1	0	1	0	2
Steve Yeager, R (1, 2) OBP: 0.356, SLG: 0.465	K 1-2	F8			K			K		4	0	0	0	0	3	5
Rick Rhoden, R (1, 1) OBP: 0.226, SLG: 0.396	HR 2-H 3-H		6-3		F8			F8		3	1	1	3	0	0	1
Lance Rautzhan, R (7, 1)										0	0	0	0	0	0	0
Mike Garman, R (7, 1)										1	0	0	0	0	0	0
Inning Stats	R: 7 E: 0 K: 1 S: 9 H: 4 LOB: 2 BB: 5 P: 29	R: 0 E: 0 K: 0 S: 5 H: 2 LOB: 2 BB: 0 P: 5	R: 0 E: 0 K: 0 S: 2 H: 0 LOB: 0 BB: 1 P: 6	R: 0 E: 0 K: 1 S: 5 H: 0 LOB: 0 BB: 0 P: 5	R: 0 E: 0 K: 2 S: 7 H: 0 LOB: 1 BB: 1 P: 11	R: 0 E: 0 K: 1 S: 6 H: 2 LOB: 1 BB: 0 P: 6	R: 0 E: 0 K: 1 S: 5 H: 0 LOB: 0 BB: 0 P: 5	R: 0 E: 0 K: 2 S: 7 H: 0 LOB: 0 BB: 0 P: 7	R: 0 E: 0 K: 1 S: 5 H: 0 LOB: 0 BB: 0 P: 5	1B: 6 2B: 1 3B: 0 HR: 1 SF: 0 SAC: 0 DP: 2 HBP: 0						

PITCHER		IP	WLS	BF	H	R	ER	SO	BB	IBB	HBP	BLK	WP	HR	S	P	ERA	WHIP
Jackie Brown, R ERA: 3.8	(1, 1)	0.1	L	7	3	6	6	0	3	0	0	0	0	0	4	16	162.00	18.000
Fred Holdsworth, R ERA: 5.94	(1, 1)	1.2		10	3	1	1	1	2	0	0	0	0	1	10	18	5.40	3.000
Santo Alcala, R ERA: 5.4	(3, 1)	3.0		10	0	0	0	3	2	0	0	0	0	0	14	22	0.00	0.667
Don Stanhouse, R ERA: 4.23	(6, 1)	2.0		7	2	0	0	2	0	0	0	0	0	0	11	11	0.00	1.000
Bill Atkinson, R ERA: 3.33	(8, 1)	2.0		6	0	0	0	3	0	0	0	0	0	0	12	12	0.00	0.000

PITCHER	IP	WLS	BF	H	R	ER	SO	BB	IBB	HBP	BLK	WP	HR	S	P	ERA	WHIP

TOP

Los Angeles Dodgers @ Montreal Expos

Olympic Stadium, Montreal, QB

Sat Jul 30 1977, 7:05 PM EDT

Att. 34,435 - Unknown

livebaseballscorecards.com

AB	33
R	7
H	8
RBI	7
BB	7
SO	9
LOB	17

WP: 0	PA: 40		
PB: 0			
SB: 4			
CS: 0			

Batter	1	2	3	4	5	6	7	8	9	AB	R	H	RBI	BB	SO	LOB
Dave Cash, R (1, 4) OBP: 0.336, SLG: 0.350	6-3 3B		G6-4-3 1B		G5-4-3 1B 3-H		6-3 3-H		5-3	5	1	3	2	0	0	1
Chris Speier, R (1, 6) OBP: 0.326, SLG: 0.339	6-3 3-H		G6-4-3 1-2f		G5-4-3 1-2f		FC6-4 1B 2-3		5-3	5	0	1	1	0	0	2
Ellis Valentine, R (1, 9) OBP: 0.344, SLG: 0.513	L8		5-3			4-3	FC6-4 1-2f			4	0	0	0	0	0	2
Tony Perez, R (1, 3) OBP: 0.350, SLG: 0.436	1B			WP FC5-2 2B		K		BB BB		3	0	2	0	1	1	0
Warren Cromartie, L (1, 7) OBP: 0.321, SLG: 0.409	K			K 2-3		F5		F8		4	0	0	0	0	2	3
Gary Carter, R (1, 2) OBP: 0.341, SLG: 0.486		L7		FC5-2 3-H			HR	K		4	1	1	1	0	1	2
Andre Dawson, R (1, 8) OBP: 0.332, SLG: 0.502		L5		F4			5-3 6-3 1B 1B	1-2 BB		3	1	1	0	1	0	1
Wayne Garrett, L (1, 5) OBP: 0.389, SLG: 0.391		BB			4-3 1B 2B		1B 5-3 1-2 1B	G3		3	1	2	0	1	0	2
Jackie Brown, R (1, 1) OBP: 0.122, SLG: 0.122 Fred Holdsworth, R (1, 1) Sam Mejias, R (2, PH) OBP: 0.211, SLG: 0.556 Santo Alcala, R (3, 1) OBP: 0.400, SLG: 0.182 Pete Mackanin, R (5, PH) OBP: 0.219, SLG: 0.250 Don Stanhouse, R (6, 1) OBP: 0.000, SLG: 0.000 Del Unser, L (7, PH) OBP: 0.364, SLG: 0.409 Jose Morales, R (7, PH) OBP: 0.250, SLG: 0.344 Bill Atkinson, L (8, 1) OBP: 0.000, SLG: 0.200 Larry Parrish, R (9, PH) OBP: 0.313, SLG: 0.387			5-3		4-3 2-3		5-3 1-2 2-3		5-3	0 0 1 0 1 0 0 0 1 0	0 0 0 0 0 0 0 1 0 0	0 0 0 0 0 0 0 0 0 0	0 0 0 0 0 0 0 0 0 0	0 0 0 0 0 0 0 0 0 0	0 0 0 0 0 0 0 0 0 0	0 0 1 0 1 0 0 0 1 0
Inning Stats	R: 1 H: 2 E: 0 LOB: 1 K: 1 BB: 0 S: 7 P: 7	R: 0 H: 0 E: 0 LOB: 1 K: 0 BB: 1 S: 3 P: 7	R: 0 H: 1 E: 0 LOB: 0 K: 0 BB: 0 S: 3 P: 3	R: 0 H: 1 E: 0 LOB: 1 K: 1 BB: 0 S: 6 P: 6	R: 1 H: 2 E: 0 LOB: 0 K: 0 BB: 0 S: 4 P: 4	R: 0 H: 0 E: 0 LOB: 0 K: 1 BB: 0 S: 5 P: 5	R: 2 H: 4 E: 0 LOB: 2 K: 0 BB: 0 S: 7 P: 7	R: 0 H: 0 E: 0 LOB: 2 K: 1 BB: 2 S: 5 P: 13	R: 0 H: 0 E: 0 LOB: 0 K: 0 BB: 0 S: 3 P: 3	1B: 6 SF: 0 2B: 2 SAC: 0 3B: 1 DP: 2 HR: 1 HBP: 0						WP: 1 PA: 38 PB: 0 SB: 0 CS: 0

PITCHER		IP	WLS	BF	H	R	ER	SO	BB	IBB	HBP	BLK	WP	HR	S	P	ERA	WHIP
Rick Rhoden, R ERA: 4.05	(1, 1)	6.0	W	26	9	4	4	3	1	0	0	0	1	1	31	35	6.00	1.667
Lance Rautzhan, L ERA:	(7, 1)	0.2		3	1	0	0	0	0	0	0	0	0	0	3	3	0.00	1.500
Mike Garman, R ERA: 1.93	(7, 1)	2.1	S	9	0	0	0	1	2	0	0	0	0	0	9	17	0.00	0.857

PITCHER	IP	WLS	BF	H	R	ER	SO	BB	IBB	HBP	BLK	WP	HR	S	P	ERA	WHIP

BOTTOM

Los Angeles Dodgers @ Montreal Expos

Olympic Stadium, Montreal, QB

Sat Jul 30 1977, 7:05 PM EDT

Att. 34,435 - Unknown

livebaseballscorecards.com

AB	35
R	4
H	10
RBI	4
BB	3
SO	4
LOB	17

Batter	1	2	3	4	5	6	7	8	9	10	AB	R	H	RBI	BB	SO	LOB
Davey Lopes, R (1, 4) OBP: 0.360, SLG: 0.384	5-3		4-3		F8			F9		G3 1B; 1-2 2-H 3-H 1B	5	1	1	2	0	0	0
Bill Russell, R (1, 6) OBP: 0.313, SLG: 0.372	HR 1B		1B			L6 1B		6-3		G3 1B; 1-2 2-3 1B	5	2	3	0	0	0	0
Reggie Smith, S (1, 9) OBP: 0.431, SLG: 0.571	1-H HR		F9			L6-4 1B		F9		G3; 1-2 2-3 3-H	5	1	2	3	0	0	3
Steve Garvey, R (1, 3) OBP: 0.337, SLG: 0.518	K			5-3 1B		1-2 1B			F4	1B 1B; IBB	4	1	2	0	1	1	0
Dusty Baker Jr., R (1, 7) OBP: 0.344, SLG: 0.487	F8			F8		L6-4 2-3			G6-4-3 1B	1B; 1-3 2-H 3-H 1B	5	0	2	2	0	0	3
Charlie Hough, R (10, 1) OBP: 0.105, SLG: 0.222											0	0	0	0	0	0	0
Lee Lacy, R (1, 5) OBP: 0.299, SLG: 0.434		6-3		5-3 1-2			F7		G6-4-3 1-2f	1-3 3-H 1B	5	0	1	1	0	0	2
(10, 7)																	
Joe Simpson, L (1, 8) OBP: 0.222, SLG: 0.125		1-3		K			4-3			SH E; BB; G3	3	0	0	0	0	1	1
Boog Powell, L (10, PH) OBP: 0.429, SLG: 0.273											0	0	0	0	1	0	0
Glenn Burke, R (10, PR) OBP: 0.265, SLG: 0.269											1	1	0	0	0	0	1
(10, 8)																	
Johnny Oates, L (1, 2) OBP: 0.363, SLG: 0.404		F7			G3		BB			E1 SH; 1-2 1B	3	1	0	0	1	0	1
Burt Hooton, R (1, 1) OBP: 0.174, SLG: 0.178			K		F4		K			SH 1B 1B G3; 1-2 2-3	3	0	0	0	0	2	1
Manny Mota, R (10, PH) OBP: 0.593, SLG: 0.500											0	1	0	0	0	0	0
Ted Martinez, R (10, 5) OBP: 0.315, SLG: 0.394											0	0	0	0	0	0	0
Inning Stats	R: 2 E: 0 K: 1 S: 7 H: 2 LOB: 0 BB: 0 P: 7	R: 0 E: 0 K: 0 S: 3 H: 0 LOB: 0 BB: 0 P: 3	R: 0 E: 0 K: 1 S: 6 H: 1 LOB: 1 BB: 0 P: 6	R: 0 E: 0 K: 1 S: 6 H: 1 LOB: 1 BB: 0 P: 6	R: 0 E: 0 K: 0 S: 3 H: 0 LOB: 0 BB: 0 P: 3	R: 0 E: 0 K: 0 S: 4 H: 2 LOB: 1 BB: 0 P: 4	R: 0 E: 0 K: 1 S: 5 H: 0 LOB: 1 BB: 1 P: 9	R: 0 E: 0 K: 0 S: 3 H: 0 LOB: 0 BB: 0 P: 3	R: 0 E: 0 K: 0 S: 3 H: 1 LOB: 0 BB: 0 P: 3	R: 6 E: 1 K: 0 S: 8 H: 4 LOB: 1 BB: 2 P: 16	1B: 10 2B: 1 3B: 0 HR: 1 SF: 0 SAC: 1 DP: 2 HBP: 0						

PITCHER	IP	WLS	BF	H	R	ER	SO	BB	IBB	HBP	BLK	WP	HR	S	P	ERA	WHIP
Stan Bahnsen, R (1, 1) ERA: 5.15	9.0	L	35	7	4	4	4	2	0	0	0	0	1	41	49	4.00	1.000
Joe Kerrigan, R (10, 1) ERA: 3.03	1.0		8	4	4	3	0	0	1	0	0	0	0	7	11	27.00	4.000

PITCHER	IP	WLS	BF	H	R	ER	SO	BB	IBB	HBP	BLK	WP	HR	S	P	ERA	WHIP

TOP

Los Angeles Dodgers @ Montreal Expos

Olympic Stadium, Montreal, QB

Sun Jul 31 1977, 3:33 AM EDT

Att. 41,825 - Unknown

livebaseballscorecards.com

AB	39
R	8
H	11
RBI	8
BB	3
SO	4
LOB	12

WP: 0 PB: 0 SB: 0 CS: 0 PA: 43

Batter	1	2	3	4	5	6	7	8	9	10	AB	R	H	RBI	BB	SO	LOB
Dave Cash, R (1, 4) OBP: 0.335, SLG: 0.349	F8			1-3		1-3		CS 1B			4	0	1	0	0	0	0
Chris Speier, R (1, 6) OBP: 0.323, SLG: 0.335	F9			K		6-3		CS 1-2	1-3		4	0	0	0	0	1	0
Ellis Valentine, R (1, 9) OBP: 0.343, SLG: 0.511	F2			PB 1B		5-3			F7		4	1	1	0	0	0	0
Tony Perez, R (1, 3) OBP: 0.349, SLG: 0.434		F3		1-H 1B			6-3		6-3		4	0	1	1	0	0	0
Warren Cromartie, L (1, 7) OBP: 0.318, SLG: 0.405		F8		4-3			E5 1B E			F9	4	1	0	0	0	0	1
Gary Carter, R (1, 2) OBP: 0.340, SLG: 0.483		K			5-3		K			FC5-4 1B	4	0	1	0	0	2	1
Andre Dawson, R (1, 8) OBP: 0.331, SLG: 0.498			F3		L8		E4 2-6 1-H 1B			FC5-4 1-2f	4	0	1	0	0	0	1
Wayne Garrett, L (1, 5) OBP: 0.386, SLG: 0.383			F8		BB		2-6 1-2	F5		4-3	3	0	0	0	1	0	1
Stan Bahnsen, R (1, 1) OBP: 0.143, SLG: 0.115			6-3		K			K			3	0	0	0	0	2	1
Joe Kerrigan, R (10, 1)											0	0	0	0	0	0	0
Inning Stats	R: 0 E: 0 K: 0 S: 3 H: 0 LOB: 0 BB: 0 P: 3	R: 0 E: 0 K: 1 S: 5 H: 0 LOB: 0 BB: 0 P: 5	R: 0 E: 0 K: 0 S: 3 H: 0 LOB: 0 BB: 0 P: 3	R: 1 E: 0 K: 1 S: 7 H: 2 LOB: 1 BB: 0 P: 7	R: 0 E: 0 K: 1 S: 5 H: 0 LOB: 1 BB: 1 P: 9	R: 0 E: 0 K: 0 S: 3 H: 0 LOB: 0 BB: 0 P: 3	R: 1 E: 2 K: 1 S: 6 H: 1 LOB: 1 BB: 0 P: 6	R: 0 E: 0 K: 1 S: 5 H: 1 LOB: 0 BB: 0 P: 5	R: 0 E: 0 K: 0 S: 3 H: 0 LOB: 0 BB: 0 P: 3	R: 0 E: 0 K: 0 S: 4 H: 1 LOB: 1 BB: 0 P: 4	1B: 5 2B: 0 3B: 0 HR: 0	SF: 0 SAC: 0 DP: 0 HBP: 0					WP: 0 PB: 1 SB: 0 CS: 1	PA: 36

PITCHER		IP	WLS	BF	H	R	ER	SO	BB	IBB	HBP	BLK	WP	HR	S	P	ERA	WHIP
Burt Hooton, R ERA: 2.56	(1, 1)	9.0	W	32	4	2	0	5	1	0	0	0	0	0	40	44	0.00	0.556
Charlie Hough, R ERA: 3.5	(10, 1)	1.0		4	1	0	0	0	0	0	0	0	0	0	4	4	0.00	1.000

PITCHER	IP	WLS	BF	H	R	ER	SO	BB	IBB	HBP	BLK	WP	HR	S	P	ERA	WHIP

BOTTOM

Los Angeles Dodgers @ Montreal Expos

Olympic Stadium, Montreal, QB

Sun Jul 31 1977, 3:33 AM EDT

Att. 41,825 - Unknown

livebaseballscorecards.com

AB	34
R	2
H	5
RBI	1
BB	1
SO	5
LOB	5

Batter	1	2	3	4	5	6	7	8	9	AB	R	H	RBI	BB	SO	LOB
Bill Madlock, R (1, 5) OBP: 0.359, SLG: 0.425	F4		S 2-H 1B			F5		1-3 1B		4	0	2	1	0	0	0
Derrel Thomas, S (1, 8) OBP: 0.299, SLG: 0.319	K		K 1-2			4-3		F4		3	0	0	0	0	2	1
Jack Clark, R (8, PH) OBP: 0.343, SLG: 0.440										1	0	0	0	0	0	2
Gary Lavelle, S (8, 1)										0	0	0	0	0	0	0
Darrell Evans, L (1, 7) OBP: 0.345, SLG: 0.396	1B		F2			G3			4-3	4	0	1	0	0	0	1
Gary Thomasson, L (1, 9) OBP: 0.345, SLG: 0.466	F3			F9			K		1B FC4-6 1B	4	1	1	0	0	1	1
Willie McCovey, L (1, 3) OBP: 0.375, SLG: 0.497		F3		F7			G3		FC4-6 1-3 1B	4	0	1	0	0	0	0
Johnnie LeMaster, R (9, PR) OBP: 0.239, SLG: 0.267										0	0	0	0	0	0	0
Vic Harris, S (1, 4) OBP: 0.342, SLG: 0.389		K		F2			F9		FC4-6 1-2f 3-H	4	0	0	1	0	1	1
Tim Foli, R (1, 6) OBP: 0.234, SLG: 0.349		F7			F8			F6	F8	0	0	0	0	0	0	0
Marc Hill, R (1, 2) OBP: 0.319, SLG: 0.373			SH2-4 1B 1B		K			5-3		3	1	1	0	0	1	0
Jim Barr, R (1, 1) OBP: 0.196, SLG: 0.151										1	0	0	0	0	1	0
Terry Whitfield, L (8, PH) OBP: 0.328, SLG: 0.438										1	0	1	0	0	0	0
(8, 8)			SH2-4 1-2		K			1B 1B								

TOP

San Francisco Giants @ Montreal Expos

Olympic Stadium, Montreal, QB

Wed Aug 03 1977, 7:05 PM EDT

Att. 16,812 - Unknown

livebaseballscorecards.com

AB	29
R	2
H	7
RBI	2
BB	0
SO	6
LOB	6

Inning Stats	1	2	3	4	5	6	7	8	9
	R: 0 E: 0 K: 1 S: 6	H: 1 LOB: 1 BB: 0 P: 6	R: 0 E: 0 K: 1 S: 5	H: 0 LOB: 0 BB: 0 P: 5	R: 1 E: 0 K: 1 S: 7	H: 2 LOB: 1 BB: 0 P: 7	R: 0 E: 0 K: 0 S: 3	H: 0 LOB: 0 BB: 0 P: 3	R: 0 E: 0 K: 2 S: 7	H: 0 LOB: 0 BB: 0 P: 7	R: 0 E: 0 K: 0 S: 3	H: 0 LOB: 0 BB: 0 P: 3	R: 0 E: 0 K: 1 S: 5	H: 0 LOB: 0 BB: 0 P: 5	R: 0 E: 0 K: 0 S: 5	H: 2 LOB: 2 BB: 0 P: 5	R: 1 E: 0 K: 0 S: 5	H: 2 LOB: 1 BB: 0 P: 5

PITCHER		IP	WLS	BF	H	R	ER	SO	BB	IBB	HBP	BLK	WP	HR	S	P	ERA	WHIP	PITCHER		IP	WLS	BF	H	R	ER	SO	BB	IBB	HBP	BLK	WP	HR	S	P	ERA	WHIP
Jackie Brown, R (1, 1) ERA: 3.7		8.1	W	32	7	2	2	6	0	0	0	0	0	0	44	44	2.16	0.840																			
Don Stanhouse, R (9, 1) ERA: 4.21		0.2	S	2	0	0	0	0	0	0	0	0	0	0	2	2	0.00	0.000																			

	1B	SF	WP	PA
	2B: 0	SAC: 1	PB: 0	
	3B: 0	DP: 0	SB: 1	
	HR: 0	HBP: 0	CS: 0	

Batter	1	2	3	4	5	6	7	8	9	AB	R	H	RBI	BB	SO	LOB
Dave Cash, R (1, 4) OBP: 0.335, SLG: 0.348	K	1-2 2-H 1B		FC3-6 1-2f			K			4	0	1	1	0	2	1
Chris Speier, R (1, 6) OBP: 0.322, SLG: 0.340	K	F8		F9			F9			4	0	0	0	0	1	3
Ellis Valentine, R (1, 9) OBP: 0.344, SLG: 0.514	5-3		HR		F9		1-3			4	1	1	1	0	0	0
Tony Perez, R (1, 3) OBP: 0.353, SLG: 0.439		1B 2B	4-3 1B		K			F7		4	1	2	0	0	1	0
Andre Dawson, R (1, 8) OBP: 0.334, SLG: 0.502		1B E 2-H 1B	K		F8			F3		4	1	1	1	0	1	1
Warren Cromartie, L (1, 7) OBP: 0.323, SLG: 0.411		E FC6-2 2-3 1B	4-3 1-2			1B		1B		4	0	3	0	0	0	1
Gary Carter, R (1, 2) OBP: 0.334, SLG: 0.473		E3 FC6-2 1-3 1B 3-H	F7			F8		F8		4	0	0	0	0	0	4
Wayne Garrett, L (1, 5) OBP: 0.376, SLG: 0.367		FC6-2 1B 1-2 1B 3-H		G3		F7				3	1	0	0	0	0	3
Jackie Brown, R (1, 1) OBP: 0.159, SLG: 0.140		1B 1-2 2-H 1B		FC3-6 1B		K				3	0	2	0	0	1	1
Don Stanhouse, R (9, 1) OBP: 0.243, SLG: 0.306										0	0	0	0	0	0	0
Inning Stats	R: 0 E: 0 K: 2 S: 7 H: 0 LOB: 0 BB: 0 P: 7	R: 3 E: 1 K: 0 S: 8 H: 5 LOB: 2 BB: 0 P: 8	R: 1 E: 0 K: 1 S: 7 H: 2 LOB: 1 BB: 0 P: 7	R: 0 E: 0 K: 0 S: 4 H: 1 LOB: 1 BB: 0 P: 4	R: 0 E: 0 K: 1 S: 5 H: 0 LOB: 0 BB: 0 P: 5	R: 0 E: 0 K: 1 S: 6 H: 1 LOB: 1 BB: 0 P: 6	R: 0 E: 0 K: 1 S: 5 H: 0 LOB: 0 BB: 0 P: 5	R: 0 E: 0 K: 0 S: 4 H: 1 LOB: 1 BB: 0 P: 4		1B: 8 2B: 1 3B: 0 HR: 1 SF: 0 SAC: 0 DP: 0 HBP: 0						

PITCHER	IP	WLS	BF	H	R	ER	SO	BB	IBB	HBP	BLK	WP	HR	S	P	ERA	WHIP
Jim Barr, R (1, 1) ERA: 4.54	7.0	L	30	9	4	4	6	0	0	0	0	0	1	42	42	5.14	1.286
Gary Lavelle, L (8, 1) ERA: 1.37	1.0		4	1	0	0	0	0	0	0	0	0	0	4	4	0.00	1.000

PITCHER	IP	WLS	BF	H	R	ER	SO	BB	IBB	HBP	BLK	WP	HR	S	P	ERA	WHIP

BOTTOM

San Francisco Giants @ Montreal Expos

Olympic Stadium, Montreal, QB

Wed Aug 03 1977, 7:05 PM EDT

Att. 16,812 - Unknown

livebaseballscorecards.com

AB	34
R	4
H	10
RBI	3
BB	0
SO	6
LOB	14

Batter	1	2	3	4	5	6	7	8	9	AB	R	H	RBI	BB	SO	LOB
Dave Cash, R (1, 4) OBP: 0.338, SLG: 0.350	0-0 2B 1B	0-0 S 1B			0-3 K			0-0 4-3	4-0 FC6-4 BB 1-2 2-3	4	0	2	0	1	1	0
Chris Speier, R (1, 6) OBP: 0.320, SLG: 0.338	0-0 F8	0-3 K 1-2			0-0 6-3			0-0 BB 1B 1B	0-0 F4	5	0	1	0	0	1	5
Ellis Valentine, R (1, 9) OBP: 0.345, SLG: 0.513	0-0 F9		0-0 BB 1B		0-0 F8			0-0 BB 1B 1-2	0-0 FC6-4 1-2f	5	0	2	0	0	0	4
Tony Perez, R (1, 3) OBP: 0.354, SLG: 0.440	0-0 2B 1-3		4-0 BB 1-2			0-0 5-3		0-3 K		3	0	1	0	1	1	2
Andre Dawson, R (1, 8) OBP: 0.333, SLG: 0.497	0-0 5-3		0-0 F8			0-0 F8		4-0 BB 1-2 2-3		3	0	0	0	1	0	3
Warren Cromartie, L (1, 7) OBP: 0.322, SLG: 0.410		0-0 HR 1B	0-0 F5			0-0 F8		0-0 G3		4	1	1	0	0	0	4
Gary Carter, R (1, 2) OBP: 0.336, SLG: 0.482		0-0 HR 1-H		0-0 F8			0-0 G6-4-3 1B		0-0 1-3	4	1	2	2	0	0	0
Larry Parrish, R (1, 5) OBP: 0.323, SLG: 0.400		0-0 5-3		0-0 F3			0-0 G6-4-3 1-2f		4-0 WP BB BB	3	0	0	0	1	0	1
Stan Bahnsen, R (1, 1) OBP: 0.136, SLG: 0.111 Sam Mejias, R (4, PH) OBP: 0.286, SLG: 0.533 Santo Alcala, R (4, 1) OBP: 0.045, SLG: 0.182 Pete Mackanin, R (7, PH) OBP: 0.300, SLG: 0.357 Bill Atkinson, L (7, 1) OBP: 0.200, SLG: 0.200 Wayne Garrett, L (9, PH) OBP: 0.379, SLG: 0.367 Pepe Frias, R (9, PR) OBP: 0.238, SLG: 0.262		0-0 6-3		0-0 F7			0-0 F9		4-0 WP BB 1-2	1 1 0 1 0 0 0	0 0 0 0 0 0 0	0 0 0 0 0 0 1	0 0 0 0 0 0 0	0 0 0 0 0 0 0	0 0 0 0 0 0 0	0 0 0 0 0 0 0
Inning Stats	R: 0 E: 0 K: 0 S: 5 H: 2 LOB: 2 BB: 0 P: 5	R: 2 E: 0 K: 1 S: 8 H: 3 LOB: 1 BB: 0 P: 8	R: 0 E: 0 K: 0 S: 3 H: 1 LOB: 1 BB: 1 P: 7	R: 0 E: 0 K: 0 S: 3 H: 0 LOB: 0 BB: 0 P: 3	R: 0 E: 0 K: 1 S: 5 H: 0 LOB: 0 BB: 0 P: 5	R: 0 E: 0 K: 0 S: 3 H: 0 LOB: 0 BB: 0 P: 3	R: 0 E: 0 K: 0 S: 3 H: 1 LOB: 0 BB: 0 P: 3	R: 0 E: 0 K: 1 S: 7 H: 2 LOB: 3 BB: 1 P: 11	R: 0 E: 0 K: 0 S: 3 H: 0 LOB: 3 BB: 3 P: 15	1B: 7 2B: 1 3B: 0 HR: 1	SF: 0 SAC: 0 DP: 1 HBP: 0						

PITCHER		IP	WLS	BF	H	R	ER	SO	BB	IBB	HBP	BLK	WP	HR	S	P	ERA	WHIP
Eddie Solomon, R ERA: 2.37	(1, 1)	8.0	W	33	9	2	2	3	2	0	0	0	0	1	37	45	2.25	1.375
Preston Hanna, R ERA: 1.59	(9, 1)	0.1		4	0	0	0	0	3	0	0	0	1	0	1	13	0.00	9.000
Dave Campbell, R ERA: 3.99	(9, 1)	0.2	S	2	0	0	0	0	0	0	0	0	0	0	2	2	0.00	0.000

PITCHER	IP	WLS	BF	H	R	ER	SO	BB	IBB	HBP	BLK	WP	HR	S	P	ERA	WHIP

TOP

Montreal Expos @ Atlanta Braves

Atlanta-Fulton County Stadium, Atlanta, GA

Thu Aug 04 1977, 7:05 PM EDT

Att. 3,987 - Unknown

livebaseballscorecards.com

AB	34
R	2
H	9
RBI	2
BB	5
SO	3
LOB	19

1B: 7 SF: 0 WP: 1 PA: 39
2B: 1 SAC: 0 PB: 0
3B: 0 DP: 1 SB: 1
HR: 1 HBP: 0 CS: 0

Montreal Expos @ Atlanta Braves

Atlanta-Fulton County Stadium, Atlanta, GA

Thu Aug 04 1977, 7:05 PM EDT

Att. 3,987 - Unknown

BOTTOM

Batter	1	2	3	4	5	6	7	8	9	AB	R	H	RBI	BB	SO	LOB
Rowland Office, L (1, 8) OBP: 0.304, SLG: 0.320	0-0 6-3 ①		0-0 1B 1B 1B	4-0 FC5-4 BB		4-0 BB		0-0 1-2 1B		3	1	2	0	2	0	0
Barry Bonnell, R (1, 5) (8, 9) OBP: 0.376, SLG: 0.340	0-0 6-3 ②		0-0 1B 1B 1-2 1B	0-0 FC5-4 ③ 1-2f		0-0 F3 ③		0-0 4-3 ③		5	1	1	0	0	0	4
Willie Montanez, L (1, 3) OBP: 0.346, SLG: 0.491	0-0 6-3 ③		0-0 1B 6-3 1-2 2-H 1B		0-0 4-3 ①		0-0 4-3 ①			4	1	1	1	0	0	0
Jeff Burroughs, R (1, 9) OBP: 0.371, SLG: 0.516 Jerry Royster, R (8, 5) OBP: 0.280, SLG: 0.268		4-0 1B SF7 BB	0-0 6-3 1-3 2-H 1B		0-0 1B 1B		0-0 F9 ②			3 0	1 0	2 0	1 0	1 0	0 0	0 0
Gary Matthews, R (1, 7) OBP: 0.358, SLG: 0.438	0-0 1-3 1B		0-0 6-3 ② 1-2 3-H		0-0 ② 1-3 1B		0-0 5-3 ③			4	0	2	1	0	0	1
Biff Pocoroba, S (1, 2) OBP: 0.379, SLG: 0.436	0-0 F8 ①	4-0 IBB			4-0 IBB			0-0 HR		2	1	1	1	2	0	2
Rod Gilbreath, R (1, 4) OBP: 0.319, SLG: 0.331	0-0 SF7 ② 3-H	0-3 K ③			0-0 F7 ③			0-0 F9 ①		3	0	0	1	0	1	4
Pat Rockett, R (1, 6) OBP: 0.307, SLG: 0.280	0-0 F9 ③			0-3 K ①		0-0 F7 ①		0-0 1-3 ②		4	0	0	0	0	1	1
Eddie Solomon, R (1, 1) OBP: 0.250, SLG: 0.182 Brian Asselstine, L (8, PR) OBP: 0.257, SLG: 0.308 Preston Hanna, R (9, 1) Dave Campbell, R (9, 1)			0-3 K ①	0-0 F9 ②		0-0 G3 ②		0-0 1B 1B		4 0 0 0	0 0 0 0	1 0 0 0	0 0 0 0	0 0 0 0	1 0 0 0	0 0 0 0
Inning Stats	R: 0 E: 0 K: 0 S: 3 H: 0 LOB: 0 BB: 0 P: 3	R: 1 E: 0 K: 0 S: 4 H: 1 LOB: 1 BB: 1 P: 8	R: 3 E: 0 K: 2 S: 11 H: 4 LOB: 2 BB: 1 P: 15	R: 0 E: 0 K: 1 S: 5 H: 0 LOB: 1 BB: 1 P: 9	R: 0 E: 0 K: 0 S: 4 H: 2 LOB: 2 BB: 1 P: 8	R: 0 E: 0 K: 0 S: 3 H: 0 LOB: 1 BB: 1 P: 7	R: 0 E: 0 K: 0 S: 3 H: 0 LOB: 0 BB: 0 P: 3	R: 1 E: 0 K: 0 S: 6 H: 3 LOB: 2 BB: 0 P: 6		1B: 9 2B: 0 3B: 0 HR: 1	SF: 1 SAC: 0 DP: 0 HBP: 0					

livebaseballscorecards.com

AB	32
R	5
H	10
RBI	5
BB	5
SO	3
LOB	12

WP: 0 PB: 0 SB: 0 CS: 0 PA: 38

PITCHER		IP	WLS	BF	H	R	ER	SO	BB	IBB	HBP	BLK	WP	HR	S	P	ERA	WHIP
Stan Bahnsen, R ERA: 5.35	(1, 1)	3.0	L	16	5	4	4	2	1	1	0	0	0	0	18	26	12.00	2.000
Santo Alcala, R ERA: 5.18	(4, 1)	3.0		13	2	0	0	1	2	1	0	0	0	0	12	24	0.00	1.333
Bill Atkinson, R ERA: 3.41	(7, 1)	2.0		9	3	1	1	0	0	0	0	0	0	1	9	9	4.50	1.500

PITCHER	IP	WLS	BF	H	R	ER	SO	BB	IBB	HBP	BLK	WP	HR	S	P	ERA	WHIP

Batter	1	2	3	4	5	6	7	8	9	AB	R	H	RBI	BB	SO	LOB
Dave Cash, R (1, 4) OBP: 0.342, SLG: 0.356	BBBB 4-0 FC5 BB BB		x 0-0 PB HR 2B		x 0-0 1B 1-2 1B		x 0-0 ① F8		x 0-0 SH3-4 1B 1B	4	2	3	0	1	0	1
Chris Speier, R (1, 6) OBP: 0.317, SLG: 0.334	x 0-0 ① F8		SSS 0-3 ② K 2-3		SSS 0-3 ① K		x 0-0 ② 4-3 1-2		x 0-0 ① SH3-4 1-2	4	0	0	0	0	2	5
Ellis Valentine, R (1, 9) OBP: 0.348, SLG: 0.520 Sam Mejias, R (9, PR) OBP: 0.298, SLG: 0.533 (9, 9)	BBBB 4-0 1-2 BB		x 0-0 3-H HR		SSS 0-3 ② K		x 0-0 ③ 6-3 2-3		x 0-0 1B 2-H 1B	4 0	1 1	2 0	3 0	1 0	1 0	3 0
Tony Perez, R (1, 3) OBP: 0.357, SLG: 0.441	SSS 0-3 ② K		x 0-0 1B		x 0-0 CS 1-3 2-H 1B			x 0-0 ① F9	4-0 1B IBB	4	0	2	1	1	1	2
Andre Dawson, R (1, 8) OBP: 0.331, SLG: 0.492	x 0-0 ③ FC5 2-3f		x 0-0 ③ F9		0-0 ③ CS 1-2	x 0-0 ① 5-3		x 0-0 ② F1	x 0-0 ② 1-3 2-H 1B	5	0	1	1	0	0	3
Warren Cromartie, L (1, 7) OBP: 0.325, SLG: 0.414		x 0-0 ① 5-3		x 0-0 CS 1B		x 0-0 1B		x 0-0 WP 2B 2B	x 0-0 ③ F9	5	1	3	0	0	0	1
Gary Carter, R (1, 2) OBP: 0.335, SLG: 0.482		SSS 0-3 ② K	SSS 0-3 ①② K 1-2			SSS 0-3 ② K		x 0-0 2-H 2B		4	0	1	1	0	3	2
Wayne Garrett, L (1, 5) OBP: 0.376, SLG: 0.360		x 0-0 ③ 1-3		x 0-0 ③ 5-3		x 0-0 ③ G3		4-0 IBB		3	0	0	0	1	0	1
Wayne Twitchell, R (1, 1) OBP: 0.207, SLG: 0.154 Don Stanhouse, R (6, 1) OBP: 0.231, SLG: 0.289 Will McEnaney, L (9, 1) Joe Kerrigan, R (9, 1)			SSS 0-3 ① K		BBBB 4-0 1B 1B BB		x 0-0 E6 WP 4-3	x 0-0 ③ F8		1 2 0 0	1 0 0 0	0 0 0 0	0 0 0 0	1 0 0 0	1 0 0 0	0 2 0 0
Inning Stats	R: 0 E: 0 K: 1 S: 5 H: 0 LOB: 2 BB: 2 P: 13	R: 0 E: 0 K: 1 S: 5 H: 0 LOB: 0 BB: 0 P: 5	R: 2 E: 0 K: 2 S: 10 H: 3 LOB: 1 BB: 0 P: 10	R: 0 E: 0 K: 1 S: 5 H: 1 LOB: 0 BB: 0 P: 5	R: 1 E: 0 K: 2 S: 8 H: 2 LOB: 1 BB: 1 P: 12	R: 0 E: 0 K: 1 S: 6 H: 1 LOB: 1 BB: 0 P: 6	R: 0 E: 1 K: 0 S: 4 H: 0 LOB: 1 BB: 0 P: 4	R: 1 E: 0 K: 0 S: 5 H: 2 LOB: 2 BB: 1 P: 9	R: 2 E: 0 K: 0 S: 5 H: 3 LOB: 1 BB: 1 P: 9	1B: 8 2B: 3 3B: 0 HR: 1 SF: 0 SAC: 1 DP: 0 HBP: 0						

PITCHER		IP	WLS	BF	H	R	ER	SO	BB	IBB	HBP	BLK	WP	HR	S	P	ERA	WHIP
Buzz Capra, R ERA: 5.49	(1, 1)	8.0		36	9	4	4	8	3	1	0	0	2	1	48	64	4.50	1.500
Dave Campbell, R ERA: 4.34	(9, 1)	0.1	L	3	2	2	2	0	0	0	0	0	0	0	3	3	54.00	6.000
Duane Theiss, R ERA:	(9, 1)	0.1		2	1	0	0	0	0	1	0	0	0	0	1	5	0.00	3.000
Don Collins, L ERA: 5.17	(9, 1)	0.1		1	0	0	0	0	0	0	0	0	0	0	1	1	0.00	0.000

PITCHER	IP	WLS	BF	H	R	ER	SO	BB	IBB	HBP	BLK	WP	HR	S	P	ERA	WHIP

TOP

Montreal Expos @ Atlanta Braves

Atlanta-Fulton County Stadium, Atlanta, GA

Fri Aug 05 1977, 7:05 PM EDT

Att. 8,100 - Unknown

livebaseballscorecards.com

AB	36
R	6
H	12
RBI	6
BB	5
SO	8
LOB	20

WP: 2	PA: 43		
PB: 1			
SB: 0			
CS: 2			

Montreal Expos @ Atlanta Braves

Atlanta-Fulton County Stadium, Atlanta, GA

Fri Aug 05 1977, 7:05 PM EDT

Att. 8,100 - Unknown

livebaseballscorecards.com

BOTTOM

Batter	1	2	3	4	5	6	7	8	9	AB	R	H	RBI	BB	SO	LOB
Rowland Office, L (1, 8) OBP: 0.302, SLG: 0.318	F7		6-3		1B 1-2 2-H		FC4-6 1B 1-2f		5-3	5	0	1	0	0	0	1
Barry Bonnell, R (1, 5) OBP: 0.381, SLG: 0.348	4-3			6-3		4-3 HR 2B	1-3 1B		BBBB FC3-6 BB	4	1	2	0	1	0	0
Willie Montanez, L (1, 3) OBP: 0.344, SLG: 0.495	F7			HR		4-3 2-3	K		FC3-6 1-2f	5	1	1	1	0	1	4
Jeff Burroughs, R (1, 9) OBP: 0.371, SLG: 0.525		5-3		K		HR 3-H		2B 2B	F8	5	2	2	2	0	1	1
Gary Matthews, R (1, 7) OBP: 0.357, SLG: 0.439		E6		1-3		K		SH1-4 2-H 2B		4	0	1	1	0	1	0
Biff Pocoroba, S (1, 2) OBP: 0.378, SLG: 0.432		F4			6-3	BB FC6-4		SH1-4 2-3		2	0	0	0	1	0	1
Rod Gilbreath, R (1, 4) OBP: 0.315, SLG: 0.326		F9			E6 BB 1B	FC6-4 1-2f		K		4	0	0	0	0	1	3
Pat Rockett, R (1, 6) OBP: 0.305, SLG: 0.271			5-3		K		F8	BB		3	0	0	0	1	1	1
Buzz Capra, R (1, 1) OBP: 0.231, SLG: 0.130			K		BB 1B 1-2		FC4-6 1B	K		2	0	1	0	1	1	0
Joe Nolan, L (8, PH) OBP: 0.362, SLG: 0.419										1	0	0	0	0	1	2
Dave Campbell, R (9, 1)										0	0	0	0	0	0	0
Duane Theiss, R (9, 1)										0	0	0	0	0	0	0
Don Collins, R (9, 1)										0	0	0	0	0	0	0
Inning Stats	R: 0 E: 0 K: 0 S: 3 H: 0 LOB: 0 BB: 0 P: 3	R: 0 E: 1 K: 0 S: 4 H: 0 LOB: 1 BB: 0 P: 4	R: 0 E: 0 K: 1 S: 5 H: 0 LOB: 0 BB: 0 P: 5	R: 1 E: 0 K: 1 S: 6 H: 1 LOB: 0 BB: 0 P: 6	R: 0 E: 1 K: 1 S: 6 H: 1 LOB: 2 BB: 1 P: 10	R: 2 E: 0 K: 1 S: 7 H: 2 LOB: 1 BB: 1 P: 11	R: 0 E: 0 K: 1 S: 7 H: 2 LOB: 2 BB: 0 P: 7	R: 1 E: 0 K: 2 S: 9 H: 2 LOB: 2 BB: 1 P: 13	R: 0 E: 0 K: 0 S: 3 H: 0 LOB: 1 BB: 1 P: 7	1B: 3 2B: 3 3B: 0 HR: 2 SF: 0 SAC: 1 DP: 0 HBP: 0						

AB	35
R	4
H	8
RBI	4
BB	4
SO	7
LOB	13

WP: 0 PB: 0 SB: 0 CS: 0 PA: 40

PITCHER		IP	WLS	BF	H	R	ER	SO	BB	IBB	HBP	BLK	WP	HR	S	P	ERA	WHIP
Wayne Twitchell, R ERA: 5.01	(1, 1)	5.1		22	4	3	3	3	1	0	0	0	0	2	27	31	5.06	0.938
Don Stanhouse, R ERA: 4.18	(6, 1)	3.0	W	16	4	1	1	4	3	0	0	0	0	0	21	33	3.00	2.333
Will McEnaney, L ERA: 4.17	(9, 1)	0.1		1	0	0	0	0	0	0	0	0	0	0	1	1	0.00	0.000
Joe Kerrigan, R ERA: 3.06	(9, 1)	0.1	S	1	0	0	0	0	0	0	0	0	0	0	1	1	0.00	0.000

PITCHER	IP	WLS	BF	H	R	ER	SO	BB	IBB	HBP	BLK	WP	HR	S	P	ERA	WHIP

Batter	1	2	3	4	5	6	7	8	9	AB	R	H	RBI	BB	SO	LOB
Dave Cash, R (1, 4) OBP: 0.339, SLG: 0.351	F4		F6		5-3			6-3	K	5	0	0	0	0	1	0
Warren Cromartie, L (1, 7) OBP: 0.329, SLG: 0.417	BB, 1B		F6		1B			1B		4	1	3	0	0	0	0
Ellis Valentine, R (1, 9) OBP: 0.350, SLG: 0.522	K		2B		K			BB, 1B		4	0	2	0	0	2	2
Tony Perez, R (1, 3) OBP: 0.356, SLG: 0.438	BB		K			K		K		3	0	0	0	1	3	3
Andre Dawson, R (1, 8) OBP: 0.333, SLG: 0.492	K2-3			CS, 1B		F4		BB		4	0	2	1	0	1	2
Gary Carter, R (1, 2) OBP: 0.337, SLG: 0.480		FC6-4, BB		K		K2-3		BB		2	0	0	0	2	2	1
Chris Speier, R (1, 6) OBP: 0.317, SLG: 0.332		F9		FC6-4, BB			5-3	4-3		2	0	0	0	1	0	1
Wayne Garrett, L (8, PH) OBP: 0.374, SLG: 0.358										1	0	0	0	0	0	3
Pepe Frias, R (8, 6) OBP: 0.238, SLG: 0.262										0	0	0	0	0	0	0
Larry Parrish, R (1, 5) OBP: 0.318, SLG: 0.394		F3		FC6-4			K		F6	4	0	0	0	0	1	2
Steve Rogers, R (1, 1) OBP: 0.157, SLG: 0.106		FC6-4			G3		K		F4	3	0	0	0	0	1	1
Del Unser, L (9, PH) OBP: 0.345, SLG: 0.462										1	0	0	0	0	0	0
Inning Stats	R: 0 E: 0 K: 2 S: 8 H: 1 LOB: 2 BB: 1 P: 12	R: 0 E: 0 K: 0 S: 3 H: 0 LOB: 1 BB: 1 P: 7	R: 0 E: 0 K: 1 S: 6 H: 1 LOB: 1 BB: 0 P: 6	R: 0 E: 0 K: 1 S: 5 H: 1 LOB: 1 BB: 1 P: 9	R: 0 E: 0 K: 1 S: 6 H: 1 LOB: 1 BB: 0 P: 6	R: 0 E: 0 K: 2 S: 7 H: 0 LOB: 0 BB: 0 P: 7	R: 0 E: 0 K: 2 S: 7 H: 0 LOB: 0 BB: 0 P: 7	R: 1 E: 0 K: 1 S: 8 H: 3 LOB: 3 BB: 1 P: 12	R: 0 E: 0 K: 1 S: 5 H: 0 LOB: 0 BB: 0 P: 5	1B: 6 2B: 1 3B: 0 HR: 0 SF: 0 SAC: 0 DP: 0 HBP: 0						

PITCHER	IP	WLS	BF	H	R	ER	SO	BB	IBB	HBP	BLK	WP	HR	S	P	ERA	WHIP
Phil Niekro, R (1, 1) ERA: 4.08	9.0	W	37	7	1	1	11	4	0	0	0	0	0	55	71	1.00	1.222

PITCHER	IP	WLS	BF	H	R	ER	SO	BB	IBB	HBP	BLK	WP	HR	S	P	ERA	WHIP

TOP

Montreal Expos @ Atlanta Braves

Atlanta-Fulton County Stadium, Atlanta, GA

Sat Aug 06 1977, 7:05 PM EDT

Att. 10,198 - Unknown

livebaseballscorecards.com

AB	33
R	1
H	7
RBI	1
BB	4
SO	11
LOB	15

WP: 0 PB: 0 SB: 0 CS: 1 PA: 37

Montreal Expos @ Atlanta Braves

Atlanta-Fulton County Stadium, Atlanta, GA

Sat Aug 06 1977, 7:05 PM EDT

Att. 10,198 - Unknown

livebaseballscorecards.com

BOTTOM

Batter	1	2	3	4	5	6	7	8	9	AB	R	H	RBI	BB	SO	LOB
Rowland Office, L (1, 8) OBP: 0.308, SLG: 0.323	4-3		SH3-4, 1B 1B	2-H 1B		1B 1B		K		5	1	3	1	0	1	0
Barry Bonnell, R (1, 5) (9, 9) OBP: 0.383, SLG: 0.351	6-3		SH3-4 1-2	6-3		1-2 1B		1B		4	0	2	0	0	0	1
Willie Montanez, L (1, 3) OBP: 0.345, SLG: 0.491	1B BB		F7		2B FC5-2 BB	F8		F8		3	0	0	0	2	0	4
Jeff Burroughs, R (1, 9) OBP: 0.371, SLG: 0.522	FC5-4 1-2 1B		WP 1B BB		K	F8		K		4	0	1	0	1	2	4
Jerry Royster, R (9, 5) OBP: 0.280, SLG: 0.268										0	0	0	0	0	0	0
Gary Matthews, R (1, 7) OBP: 0.359, SLG: 0.443	FC5-4 1-2f		WP 1-2 2-H 1B		FC5-2 1-3 2B		E6 4-3 WP 1B			4	1	2	1	0	0	2
Biff Pocoroba, S (1, 2) OBP: 0.377, SLG: 0.427		K	4-3 1-2 2-3		FC5-2 IBB		4-3 1-3			3	0	0	0	1	1	3
Rod Gilbreath, R (1, 4) OBP: 0.314, SLG: 0.325		5-3		K	FC5-2 1-2 2-3 3-Hf		1B 3-H			4	0	1	1	0	1	3
Pat Rockett, R (1, 6) OBP: 0.312, SLG: 0.280		1B		SH2-4 1B 1B	F6		K			4	1	2	0	0	1	4
Phil Niekro, R (1, 1) OBP: 0.152, SLG: 0.143		F8		SH2-4 1-2		6-3	5-3			3	0	0	0	0	0	2
Inning Stats	R: 0 E: 0 K: 0 S: 4 H: 1 LOB: 2 BB: 1 P: 8	R: 0 E: 0 K: 1 S: 6 H: 1 LOB: 1 BB: 0 P: 6	R: 1 E: 0 K: 0 S: 5 H: 2 LOB: 2 BB: 1 P: 9	R: 1 E: 0 K: 1 S: 7 H: 2 LOB: 1 BB: 0 P: 7	R: 0 E: 0 K: 1 S: 6 H: 1 LOB: 3 BB: 2 P: 14	R: 0 E: 0 K: 0 S: 5 H: 2 LOB: 2 BB: 0 P: 5	R: 1 E: 1 K: 1 S: 7 H: 1 LOB: 1 BB: 0 P: 7	R: 0 E: 0 K: 2 S: 8 H: 1 LOB: 1 BB: 0 P: 8		1B: 10 2B: 1 3B: 0 HR: 0 SF: 0 SAC: 2 DP: 0 HBP: 0				WP: 2 PB: 0 SB: 0 CS: 0 PA: 40		

	AB	34
	R	3
	H	11
	RBI	3
	BB	4
	SO	6
	LOB	23

PITCHER	IP	WLS	BF	H	R	ER	SO	BB	IBB	HBP	BLK	WP	HR	S	P	ERA	WHIP
Steve Rogers, R (1, 1) ERA: 2.67	8.0	L	40	11	3	2	6	3	1	0	0	2	0	48	64	2.25	1.750

PITCHER	IP	WLS	BF	H	R	ER	SO	BB	IBB	HBP	BLK	WP	HR	S	P	ERA	WHIP

Batter	1	2	3	4	5	6	7	8	9	AB	R	H	RBI	BB	SO	LOB
Dave Cash, R (1, 4) OBP: 0.338, SLG: 0.353	F3		F8		F9			4-3 4-3 2B		4	1	1	0	0	0	2
Warren Cromartie, L (1, 7) OBP: 0.326, SLG: 0.413	F9		4-3		F9			4-3 2-3		4	0	0	0	0	0	3
Ellis Valentine, R (1, 9) OBP: 0.349, SLG: 0.518	BB			F8		F7		4-3 3-H		3	0	0	1	1	0	0
Andre Dawson, R (1, 8) OBP: 0.332, SLG: 0.489	K			F8		G4-6-3 1B		F4		4	0	1	0	0	1	1
Wayne Garrett, L (1, 5) OBP: 0.372, SLG: 0.351		F5		1B BB		G4-6-3 1-2f			F7	3	0	0	0	1	0	1
Jose Morales, R (1, 2) OBP: 0.241, SLG: 0.327		K		1-2 1B			HR		BB	3	1	2	1	1	1	0
Del Unser, L (1, 3) OBP: 0.338, SLG: 0.452		F7		F9			F8		F8	4	0	0	0	0	0	3
Pete Mackanin, R (1, 6) OBP: 0.286, SLG: 0.339 Gary Carter, R (9, PH) OBP: 0.339, SLG: 0.480			E6 SH3-4		4-3		4-3		BB 1-2	3 0	0 0	0 0	0 0	0 1	0 0	0 0
Jackie Brown, R (1, 1) OBP: 0.178, SLG: 0.159 Fred Holdsworth, R (5, 1) Larry Parrish, R (7, PH) OBP: 0.317, SLG: 0.392 Santo Alcala, R (7, 1) OBP: 0.045, SLG: 0.182 Tony Perez, R (9, PH) OBP: 0.355, SLG: 0.436			SH3-4 1-2		1B		F2		K	1 0 1 0 1	0 0 0 0 0	1 0 0 0 0	0 0 0 0 0	0 0 0 0 1	0 0 0 0 2	0 0 0 0 0

Montreal Expos @ Atlanta Braves

Atlanta-Fulton County Stadium, Atlanta, GA

Sun Aug 07 1977, 3:33 AM EDT

Att. 5,410 - Unknown

TOP

livebaseballscorecards.com

AB	31
R	2
H	5
RBI	2
BB	4
SO	3
LOB	12

Inning Stats	1	2	3	4	5	6	7	8	9
	R: 0 E: 0 K: 1 S: 5	R: 0 E: 0 K: 1 S: 5	R: 0 E: 1 K: 0 S: 4	R: 0 E: 0 K: 0 S: 4	R: 0 E: 0 K: 0 S: 4	R: 0 E: 0 K: 0 S: 3	R: 1 E: 0 K: 0 S: 4	R: 1 E: 0 K: 0 S: 4	R: 0 E: 0 K: 1 S: 5
	H: 0 LOB: 1 BB: 1 P: 9	H: 0 LOB: 0 BB: 0 P: 5	H: 0 LOB: 1 BB: 0 P: 4	H: 1 LOB: 2 BB: 1 P: 8	H: 1 LOB: 1 BB: 0 P: 4	H: 1 LOB: 0 BB: 0 P: 3	H: 1 LOB: 0 BB: 0 P: 4	H: 1 LOB: 0 BB: 0 P: 4	H: 0 LOB: 2 BB: 2 P: 13

1B: 3 SF: 0
2B: 1 SAC: 1
3B: 0 DP: 1
HR: 1 HBP: 0

WP: 0 PA: 36
PB: 0
SB: 0
CS: 0

PITCHER	IP	WLS	BF	H	R	ER	SO	BB	IBB	HBP	BLK	WP	HR	S	P	ERA	WHIP
Dick Ruthven, R (1, 1) ERA: 4.1	9.0	W	36	5	2	2	3	4	0	0	0	0	1	38	54	2.00	1.000

PITCHER	IP	WLS	BF	H	R	ER	SO	BB	IBB	HBP	BLK	WP	HR	S	P	ERA	WHIP

Montreal Expos @ Atlanta Braves

Atlanta-Fulton County Stadium, Atlanta, GA

Sun Aug 07 1977, 3:33 AM EDT

Att. 5,410 - Unknown

BOTTOM

livebaseballscorecards.com

Batter	1	2	3	4	5	6	7	8	9	AB	R	H	RBI	BB	SO	LOB
Rowland Office, L (1, 8) OBP: 0.309, SLG: 0.328	4-3 2B		F7 ①		HBP E 1B		5-3 ①	FC4-6 ③ 1-2f		5	1	2	0	0	0	2
Barry Bonnell, R (1, 5) OBP: 0.380, SLG: 0.346	4-3 ① 2-3		FC4-6 ② S 1-2f 1B		FC4-6 1-2 HBP		F7 ②			3	1	0	0	0	0	2
Willie Montanez, L (1, 3) OBP: 0.346, SLG: 0.491	G3 ②		1-H 1B		FC4-6 ① 1B 1-2f 1B 2-H		1B			4	1	2	1	0	0	2
Jeff Burroughs, R (1, 9) OBP: 0.370, SLG: 0.518	BB		K ③		F5 ②		K ③			3	0	0	0	1	2	3
Gary Matthews, R (1, 7) OBP: 0.360, SLG: 0.442	F7 ③			S 1B BB	1B 1-2 CS 1B			K ①		3	1	1	0	1	1	2
Biff Pocoroba, S (1, 2) OBP: 0.378, SLG: 0.426		F3 ①	F7 ① 1-2		1-3 2-H 1B			HR BB		3	1	1	1	1	0	1
Rod Gilbreath, R (1, 4) OBP: 0.316, SLG: 0.338		F8 ②	F3 ②	CS ③ 3-H	G6-3 1B			1-H HR		4	1	2	2	0	0	1
Pat Rockett, R (1, 6) OBP: 0.310, SLG: 0.279		6-3 ③		2-H 1B	G6-3 ① ② 1-2f			F7 ②		4	0	1	1	0	0	1
Dick Ruthven, R (1, 1) OBP: 0.286, SLG: 0.269			FC4-6 1B	K ③	K ③			FC4-6 BB		3	0	1	0	1	2	1
Inning Stats	R: 0 E: 0 K: 0 S: 4 H: 1 LOB: 2 BB: 1 P: 8	R: 0 E: 0 K: 0 S: 3 H: 0 LOB: 0 BB: 0 P: 3	R: 1 E: 0 K: 1 S: 7 H: 2 LOB: 1 BB: 0 P: 7	R: 1 E: 0 K: 1 S: 6 H: 1 LOB: 1 BB: 1 P: 10	R: 2 E: 1 K: 0 S: 5 H: 3 LOB: 1 BB: 0 P: 6	R: 0 E: 0 K: 1 S: 5 H: 1 LOB: 0 BB: 0 P: 5	R: 0 E: 0 K: 1 S: 6 H: 1 LOB: 1 BB: 0 P: 6	R: 2 E: 0 K: 1 S: 6 H: 1 LOB: 1 BB: 2 P: 14		1B: 8 2B: 1 3B: 0 HR: 1 SF: 0 SAC: 0 DP: 1 HBP: 1						

	AB	32
	R	6
	H	10
	RBI	5
	BB	4
	SO	5
	LOB	15

WP: 0 PB: 0 SB: 2 CS: 1 PA: 38

PITCHER		IP	WLS	BF	H	R	ER	SO	BB	IBB	HBP	BLK	WP	HR	S	P	ERA	WHIP
Jackie Brown, R ERA: 3.83	(1, 1)	4.2	L	23	6	4	4	2	2	0	1	0	0	0	24	33	7.71	1.714
Fred Holdsworth, R ERA: 4.95	(5, 1)	1.1		4	2	0	0	1	0	0	0	0	0	0	6	6	0.00	1.500
Santo Alcala, R ERA: 5.26	(7, 1)	2.0		10	2	2	2	2	2	0	0	0	0	1	12	20	9.00	2.000

PITCHER	IP	WLS	BF	H	R	ER	SO	BB	IBB	HBP	BLK	WP	HR	S	P	ERA	WHIP

Batter	1	2	3	4	5	6	7	8	9	AB	R	H	RBI	BB	SO	LOB
Gene Richards, L (1, 9) (7, 7) OBP: 0.353, SLG: 0.354	K		F4			E9 F8 1B	1B SH1-4 1-2 BB		K	4	0	1	0	1	2	1
Bill Almon, R (1, 6) OBP: 0.301, SLG: 0.324	1B		K			F8 2-3	SH1-4 1-2 2-3		4-3	4	0	1	0	0	1	2
Jerry Turner, L (1, 7) OBP: 0.327, SLG: 0.422	F5			4-3		FC6-4 BB	K		K	3	0	0	0	1	1	3
Bob Shirley, R (7, 1) OBP: 0.140, SLG: 0.125										0	0	0	0	0	0	0
Dan Spillner, R (8, 1) OBP: 0.313, SLG: 0.083										0	0	0	0	0	0	0
Pat Scanlon, L (9, PH) OBP: 0.283, SLG: 0.229										1	0	0	0	0	1	0
Mike Ivie, R (1, 3) OBP: 0.341, SLG: 0.411	F7			F7		FC6-4 1-2f	1B 2-3 3-H			4	0	1	1	0	0	3
George Hendrick, R (1, 8) OBP: 0.368, SLG: 0.466		K		3-1			HR IBB			3	1	1	1	1	1	0
Gene Tenace, R (1, 2) OBP: 0.415, SLG: 0.404		F6			F8		BB K			3	1	0	0	1	1	3
Mike Champion, R (1, 4) OBP: 0.269, SLG: 0.287		F8			1-3		2B 1-2 1B	F9		4	1	1	0	0	0	0
Tucker Ashford, R (1, 5) OBP: 0.297, SLG: 0.365			2B		F8		1B 1-3 2-H 2B	L9		4	1	2	1	0	0	0
Dave Wehrmeister, R (1, 1) OBP: 0.222, SLG: 0.333			K			5-3	SH1-4 BB 2-H 3-H 1B	F8		2	0	0	0	0	1	1
Dave Winfield, R (7, PH) (7, 9) OBP: 0.346, SLG: 0.505										2	1	1	2	0	0	0
Inning Stats	R: 0 E: 0 K: 1 S: 6 H: 1 LOB: 1 BB: 0 P: 6	R: 0 E: 0 K: 1 S: 5 H: 0 LOB: 0 BB: 0 P: 5	R: 0 E: 0 K: 2 S: 8 H: 1 LOB: 1 BB: 0 P: 8	R: 0 E: 0 K: 0 S: 3 H: 0 LOB: 0 BB: 0 P: 3	R: 0 E: 0 K: 0 S: 3 H: 0 LOB: 0 BB: 0 P: 3	R: 0 E: 1 K: 0 S: 4 H: 1 LOB: 2 BB: 1 P: 8	R: 5 E: 0 K: 2 S: 12 H: 5 LOB: 3 BB: 3 P: 24	R: 0 E: 0 K: 0 S: 3 H: 0 LOB: 0 BB: 0 P: 3	R: 0 E: 0 K: 2 S: 7 H: 0 LOB: 0 BB: 0 P: 7	1B: 5 2B: 2 3B: 0 HR: 1	SF: 0 SAC: 1 DP: 0 HBP: 0						

TOP

San Diego Padres @ Montreal Expos

Olympic Stadium, Montreal, QB

Mon Aug 08 1977, 7:05 PM EDT

Att. 22,613 - Unknown

livebaseballscorecards.com

AB	34
R	5
H	8
RBI	5
BB	4
SO	8
LOB	13

WP: 0 PB: 0 SB: 0 CS: 0 PA: 39

PITCHER		IP	WLS	BF	H	R	ER	SO	BB	IBB	HBP	BLK	WP	HR	S	P	ERA	WHIP
Stan Bahnsen, R ERA: 5.38	(1, 1)	6.0		26	6	4	4	4	2	0	0	0	0	1	32	40	6.00	1.333
Don Stanhouse, R ERA: 4.18	(7, 1)	2.0	W	10	2	1	1	2	1	1	0	0	0	0	12	20	4.50	1.500
Joe Kerrigan, R ERA: 3.01	(9, 1)	1.0	S	3	0	0	0	2	0	0	0	0	0	0	7	7	0.00	0.000

PITCHER	IP	WLS	BF	H	R	ER	SO	BB	IBB	HBP	BLK	WP	HR	S	P	ERA	WHIP

Batter	1	2	3	4	5	6	7	8	9	AB	R	H	RBI	BB	SO	LOB
Dave Cash, R (1, 4) OBP: 0.343, SLG: 0.357	2B	BB		5-3		G6-4-3 1B		BB 1B IBB		3	0	2	0	2	0	0
Warren Cromartie, L (1, 7) OBP: 0.327, SLG: 0.412	F8	F7			HR BB	G6-4-3 1-2f		BB 1-2 2-H 1B		4	1	1	1	1	0	4
Ellis Valentine, R (1, 9) OBP: 0.349, SLG: 0.523	6-3		5-3		1-H HR	P3		1-2 2-3 BB		4	1	1	2	1	0	1
Tony Perez, R (1, 3) OBP: 0.356, SLG: 0.433	F5		BB BB		BB SF8 BB		6-3	F9		3	1	0	0	2	0	4
Andre Dawson, R (1, 8) OBP: 0.329, SLG: 0.483		L8	F7		K		1-3			4	0	0	0	0	1	2
Gary Carter, R (1, 2) OBP: 0.340, SLG: 0.477		F2	1-2 BB		WP 1-2 BB		6-3			2	0	0	0	2	0	0
Wayne Garrett, L (1, 5) OBP: 0.376, SLG: 0.353 Larry Parrish, R (8, PH) OBP: 0.316, SLG: 0.391 (9, 5)	E 2B 1B	F7	1-2 2-3 BB					6-3		2 1	1 0	1 0	0 0	1 0	0 0	2 0
Chris Speier, R (1, 6) OBP: 0.317, SLG: 0.331	E5 1-2 2B			K	SF8 3-H			BLK 1B BB		2	2	0	1	1	1	1
Stan Bahnsen, R (1, 1) OBP: 0.156, SLG: 0.167 Don Stanhouse, R (7, 1) OBP: 0.231, SLG: 0.289 Jose Morales, R (8, PH) OBP: 0.236, SLG: 0.320 Joe Kerrigan, R (9, 1)	1-H 2-H 2B			L8	K 2-3			F9 1-2		3 0 1 0	0 0 0 0	1 0 0 0	2 0 0 0	0 0 0 0	1 0 0 0	2 0 1 0
Inning Stats	R: 0 E: 0 K: 0 S: 4 H: 1 LOB: 1 BB: 0 P: 4	R: 2 E: 1 K: 0 S: 6 H: 2 LOB: 2 BB: 1 P: 10	R: 0 E: 0 K: 0 S: 3 H: 0 LOB: 2 BB: 2 P: 11	R: 0 E: 0 K: 1 S: 5 H: 0 LOB: 0 BB: 0 P: 5	R: 3 E: 0 K: 2 S: 8 H: 1 LOB: 2 BB: 4 P: 24	R: 0 E: 0 K: 0 S: 3 H: 1 LOB: 0 BB: 0 P: 3	R: 0 E: 0 K: 0 S: 3 H: 0 LOB: 0 BB: 0 P: 3	R: 1 E: 0 K: 0 S: 4 H: 1 LOB: 3 BB: 3 P: 16		1B: 3 2B: 2 3B: 0 HR: 1	SF: 1 SAC: 0 DP: 1 HBP: 0					

PITCHER		IP	WLS	BF	H	R	ER	SO	BB	IBB	HBP	BLK	WP	HR	S	P	ERA	WHIP
Dave Wehrmeister, R ERA: 4.5	(1, 1)	6.0		30	5	5	3	3	7	0	0	0	1	1	29	57	4.50	2.000
Bob Shirley, L ERA: 4.16	(7, 1)	1.2	L	8	1	1	1	0	1	1	0	1	0	0	6	14	5.40	1.200
Dan Spillner, R ERA: 3.34	(8, 1)	0.1		2	0	0	0	0	1	0	0	0	0	0	1	5	0.00	3.000

PITCHER	IP	WLS	BF	H	R	ER	SO	BB	IBB	HBP	BLK	WP	HR	S	P	ERA	WHIP

BOTTOM

San Diego Padres @ Montreal Expos

Olympic Stadium, Montreal, QB

Mon Aug 08 1977, 7:05 PM EDT

Att. 22,613 - Unknown

livebaseballscorecards.com

AB	29
R	6
H	6
RBI	6
BB	10
SO	3
LOB	17

WP: 1 PB: 0 SB: 0 CS: 0 PA: 40

Batter	1	2	3	4	5	6	7	8	9	AB	R	H	RBI	BB	SO	LOB
Gene Richards, L (1, 8) OBP: 0.358, SLG: 0.358	FC6-4 1B		S E 1B		SH3-4 BB	BB BB 1-2 1B 1B		1-3 ②		4	2	3	0	1	0	0
Bill Almon, R (1, 6) OBP: 0.301, SLG: 0.322	FC6-4 1B 1-2f ①		E6 BB 1-H SF8		SH3-4 ① 1-2	BB BB 1-2 2-3 1B BB		6-3 ③		3	2	0	0	1	0	1
Mike Ivie, R (1, 3) OBP: 0.344, SLG: 0.410	G1-6-3 1B 1-3		SF8 BB BB		P3 ②	1B 1-2 2-3 3-H BB			K ①	3	0	1	1	2	1	1
Dave Winfield, R (1, 9) OBP: 0.351, SLG: 0.506	G1-6-3 ② ③ 1-2f		1-2 2-3 BB		BB	1-3 2-H 3-H 1B			4-3 HR 1B	3	1	2	2	2	0	2
Jerry Turner, L (1, 7) OBP: 0.319, SLG: 0.413 Merv Rettenmund, R (9, 7) OBP: 0.433, SLG: 0.510		5-3 ①	SF8 ② 2-3 3-H		4-3 ③	K ③			4-3 ② 1-2	4 0	0 0	0 0	1 0	0 0	1 0	5 0
Gene Tenace, R (1, 2) OBP: 0.415, SLG: 0.422		5-3 ②	K ③			HR	K ①		HR 2-H	5	2	2	3	0	2	2
Mike Champion, R (1, 4) OBP: 0.268, SLG: 0.284		HBP	K ①			5-3 ①	L7 ②		F8 ③	4	0	0	0	0	1	0
Tucker Ashford, R (1, 5) OBP: 0.289, SLG: 0.355		F9 ③		F4 ②		6-3 ②	5-3 ③			4	0	0	0	0	0	1
Dave Freisleben, R (1, 1) OBP: 0.214, SLG: 0.222 Rollie Fingers, R (8, 1)			4-3 ①	4-3 ③		BB 1B BB 1B		6-3 ①		4 0	1 0	1 0	0 0	0 0	0 0	0 0
Inning Stats	R: 0 E: 0 K: 0 S: 4 / H: 2 LOB: 1 BB: 0 P: 4	R: 0 E: 0 K: 0 S: 3 / H: 0 LOB: 1 BB: 0 P: 4	R: 2 E: 1 K: 1 S: 7 / H: 1 LOB: 2 BB: 2 P: 15	R: 0 E: 0 K: 1 S: 5 / H: 0 LOB: 0 BB: 0 P: 5	R: 0 E: 0 K: 0 S: 3 / H: 0 LOB: 2 BB: 2 P: 11	R: 4 E: 0 K: 1 S: 9 / H: 4 LOB: 2 BB: 2 P: 17	R: 0 E: 0 K: 1 S: 5 / H: 0 LOB: 0 BB: 0 P: 5	R: 0 E: 0 K: 0 S: 3 / H: 0 LOB: 0 BB: 0 P: 3	R: 2 E: 0 K: 1 S: 7 / H: 2 LOB: 0 BB: 0 P: 7	1B: 7 2B: 0 3B: 0 HR: 2 / SF: 1 SAC: 1 DP: 1 HBP: 1							

TOP

San Diego Padres @ Montreal Expos

Olympic Stadium, Montreal, QB

Tue Aug 09 1977, 3:33 AM EDT
Att. 23,907 - Unknown

livebaseballscorecards.com

AB	34
R	8
H	9
RBI	7
BB	6
SO	5
LOB	12

WP: 0 PB: 0 SB: 1 CS: 0 PA: 43

PITCHER		IP	WLS	BF	H	R	ER	SO	BB	IBB	HBP	BLK	WP	HR	S	P	ERA	WHIP
Wayne Twitchell, R ERA: 5.08	(1, 1)	5.2	L	29	6	6	4	2	5	0	1	0	0	1	27	48	6.35	1.941
Fred Holdsworth, R ERA: 4.95	(6, 1)	0.0		2	1	0	0	0	1	0	0	0	0	0	1	5	∞	∞
Will McEnaney, L ERA: 4.09	(6, 1)	1.1		4	0	0	0	2	0	0	0	0	0	0	8	8	0.00	0.000
Bill Atkinson, R ERA: 3.6	(8, 1)	2.0		8	2	2	2	1	0	0	0	0	0	1	10	10	9.00	1.000

BOTTOM

Batter	1	2	3	4	5	6	7	8	9	AB	R	H	RBI	BB	SO	LOB
Dave Cash, R (1, 4) OBP: 0.343, SLG: 0.355	B B B B 4-0 S BB		x 0-0 ① 6-3	x 0-0 ③ 4-3			B B B B 4-0 FC4-6 BB		x 0-0 ① F8	3	0	0	0	2	0	2
Warren Cromartie, L (1, 7) OBP: 0.323, SLG: 0.407	x 0-0 ① F7 1-2		x 0-0 ② L9		x 0-0 ① 4-3		x 0-0 ② FC4-6 FC6-4 1-2f		S S S 0-3 ② K	5	0	0	0	0	1	3
Ellis Valentine, R (1, 9) OBP: 0.352, SLG: 0.524	x 0-0 ② F2		x 0-0 E S 1B		x 0-0 S 1B		x 0-0 ③ FC6-4 1-2f		x 0-0 FC6-4 1-2 1B	5	0	3	0	0	0	2
Tony Perez, R (1, 3) OBP: 0.354, SLG: 0.428	S S S 0-3 ③ K		B B B 4-0 S 1-3 BB		x 0-0 ② F8 1-2			x 0-0 ① F9	x 0-0 ③ FC6-4 1-2f	4	0	0	0	1	1	4
Andre Dawson, R (1, 8) OBP: 0.331, SLG: 0.482		x 0-0 CS 1B	H 1-0 FC6 1-2 HBP		x 0-0 ③ F2			S S S 0-3 ② K		3	0	1	0	0	1	1
Gary Carter, R (1, 2) OBP: 0.342, SLG: 0.494		x 0-0 ① 1-2 HR	x 0-0 ③ FC6 1-2f			x 0-0 ① F8		x 0-0 HR		4	2	2	2	0	0	3
Wayne Garrett, L (1, 5) OBP: 0.379, SLG: 0.358		x 0-0 ② F7		B B B 4-0 CS BB		x 0-0 ② L3		x 0-0 2B		3	0	1	0	1	0	0
Chris Speier, R (1, 6) OBP: 0.316, SLG: 0.338		x 0-0 HR		x 0-0 ① ② F8 1-2		x 0-0 ③ 5-3		x 0-0 ③ F4		4	1	1	1	0	0	2
Wayne Twitchell, R (1, 1) OBP: 0.228, SLG: 0.179		x 0-0 ③ P3		x 0-0 1B			S S S 0-3 ① K		B B B B 4-0 1B BB	2	0	1	0	0	0	0
Fred Holdsworth, R (6, 1)										0	0	0	0	0	0	0
Will McEnaney, L (6, 1)										0	0	0	0	0	0	0
Pepe Frias, R (7, PH) OBP: 0.233, SLG: 0.256										1	0	0	0	0	1	0
Bill Atkinson, L (8, 1) OBP: 0.200, SLG: 0.200										0	0	0	0	0	0	0
Del Unser, L (9, PH) OBP: 0.341, SLG: 0.452										0	0	0	0	1	0	0
Inning Stats	R: 0 E: 0 K: 1 S: 5 H: 0 LOB: 1 BB: 1 P: 9	R: 2 E: 0 K: 0 S: 5 H: 3 LOB: 0 BB: 0 P: 5	R: 0 E: 0 K: 0 S: 4 H: 1 LOB: 3 BB: 1 P: 9	R: 0 E: 0 K: 0 S: 3 H: 1 LOB: 1 BB: 1 P: 7	R: 0 E: 0 K: 0 S: 4 H: 1 LOB: 1 BB: 0 P: 4	R: 0 E: 0 K: 0 S: 3 H: 0 LOB: 0 BB: 0 P: 3	R: 0 E: 0 K: 1 S: 5 H: 0 LOB: 1 BB: 1 P: 9	R: 1 E: 0 K: 1 S: 7 H: 2 LOB: 1 BB: 0 P: 7	R: 0 E: 0 K: 1 S: 6 H: 1 LOB: 2 BB: 1 P: 10	1B: 5 2B: 1 3B: 0 HR: 3	SF: 0 SAC: 0 DP: 0 HBP: 1						

PITCHER		IP	WLS	BF	H	R	ER	SO	BB	IBB	HBP	BLK	WP	HR	S	P	ERA	WHIP
Dave Freisleben, R ERA: 4.45	(1, 1)	7.2	W	34	8	3	3	3	4	0	1	0	0	3	35	52	3.52	1.565
Rollie Fingers, R ERA: 2.85	(8, 1)	1.1	S	6	1	0	0	1	1	0	0	0	0	0	7	11	0.00	1.500

PITCHER	IP	WLS	BF	H	R	ER	SO	BB	IBB	HBP	BLK	WP	HR	S	P	ERA	WHIP

San Diego Padres @ Montreal Expos

Olympic Stadium, Montreal, QB

Tue Aug 09 1977, 3:33 AM EDT

Att. 23,907 - Unknown

livebaseballscorecards.com

AB	34
R	3
H	9
RBI	3
BB	5
SO	4
LOB	17

Batter	1	2	3	4	5	6	7	8	9	AB	R	H	RBI	BB	SO	LOB
Dave Cash, R (1, 4) OBP: 0.345, SLG: 0.355	BBBB 4-0 6-3 G3 1B BB		x 0-0 G3 1B		x 0-0 ① 6-3		x 0-0 ③ F7			3	1	1	0	1	0	1
Warren Cromartie, L (1, 7) OBP: 0.321, SLG: 0.404	x 0-0 ① G3 1-2		x 0-0 ① G3 1-2		x 0-0 ② 4-3			x 0-0 ① G3		4	0	0	0	0	0	2
Ellis Valentine, R (1, 9) OBP: 0.349, SLG: 0.519	x 0-0 ② 6-3 2-3		x 0-0 ② F3		x 0-0 ③ 5-3			x 0-0 ② 5-3		4	0	0	0	0	0	2
Tony Perez, R (1, 3) OBP: 0.353, SLG: 0.426	x 0-0 3-H 1B		x 0-0 ③ 6-3			SSS 0-3 ① K		x 0-0 ③ F9		4	0	1	1	0	1	1
Andre Dawson, R (1, 8) OBP: 0.327, SLG: 0.476	x 0-0 ③ F9			x 0-0 ① 6-3		x 0-0 ② 5-3			x 0-0 ① 5-3	4	0	0	0	0	0	1
Gary Carter, R (1, 2) OBP: 0.338, SLG: 0.489		x 0-0 ① F9		x 0-0 ② F7		SSS 0-3 ③ K			x 0-0 ② 5-3	4	0	0	0	0	1	0
Wayne Garrett, L (1, 5) OBP: 0.385, SLG: 0.358 Larry Parrish, R (7, PH) OBP: 0.314, SLG: 0.388 (7, 5)		BBBB 4-0 BLK BB		BBBB 4-0 S BB			x 0-0 E5 FC6-4		x 0-0 ③ F5	0 2	0 0	0 0	0 0	2 0	0 0	0 0
Chris Speier, R (1, 6) OBP: 0.319, SLG: 0.337		BBBB 4-0 G4-6-3 1-2 BB		BBBB 4-0 1-2 BB			x 0-0 ① FC6-4 1-2f			1	0	0	0	2	0	1
Steve Rogers, R (1, 1) OBP: 0.153, SLG: 0.103 Del Unser, L (7, PH) OBP: 0.340, SLG: 0.449 Fred Holdsworth, R (7, 1)		x 0-0 ②③ G4-6-3 1-2f		x 0-0 ③ 3-1			SSS 0-3 ② K			2 1 0	0 0 0	0 0 0	0 0 0	0 1 0	0 1 0	4 1 0
Inning Stats	R: 1 H: 1 E: 0 LOB: 1 K: 0 BB: 1 S: 4 P: 8	R: 0 H: 0 E: 0 LOB: 1 K: 0 BB: 2 S: 2 P: 10	R: 0 H: 1 E: 0 LOB: 1 K: 0 BB: 0 S: 4 P: 4	R: 0 H: 0 E: 0 LOB: 2 K: 0 BB: 2 S: 3 P: 11	R: 0 H: 0 E: 0 LOB: 0 K: 0 BB: 0 S: 3 P: 3	R: 0 H: 0 E: 0 LOB: 0 K: 2 BB: 0 S: 7 P: 7	R: 0 H: 0 E: 1 LOB: 1 K: 1 BB: 0 S: 6 P: 6	R: 0 H: 0 E: 0 LOB: 0 K: 0 BB: 0 S: 3 P: 3	R: 0 H: 0 E: 0 LOB: 0 K: 0 BB: 0 S: 3 P: 3	1B: 2 SF: 0 2B: 0 SAC: 0 3B: 0 DP: 1 HR: 0 HBP: 0						WP: 0 PA: 34 PB: 0 SB: 1 CS: 0

Montreal Expos @ Philadelphia Phillies

Veterans Stadium, Philadelphia, PA

Wed Aug 10 1977, 7:05 PM EDT

Unknown

TOP

livebaseballscorecards.com

AB	29
R	1
H	2
RBI	1
BB	5
SO	3
LOB	13

PITCHER	IP	WLS	BF	H	R	ER	SO	BB	IBB	HBP	BLK	WP	HR	S	P	ERA	WHIP
Larry Christenson, R (1, 1) ERA: 4.98	9.0	W	34	2	1	1	3	5	0	0	1	0	0	35	55	1.00	0.778

PITCHER	IP	WLS	BF	H	R	ER	SO	BB	IBB	HBP	BLK	WP	HR	S	P	ERA	WHIP

Batter	1	2	3	4	5	6	7	8	9	AB	R	H	RBI	BB	SO	LOB
Bake McBride, L (1, 9) OBP: 0.336, SLG: 0.469	4-3 1B		F7	4-3 1-2 2-H		HR 2-H		FC6-4 1-2f		5	1	2	3	0	0	2
Larry Bowa, S (1, 6) OBP: 0.323, SLG: 0.360	4-3 1-2		G3	1B 2-H		6-3				4	0	1	1	0	0	1
Mike Schmidt, R (1, 5) OBP: 0.389, SLG: 0.596	3B		BLK BB	K			K			3	0	1	0	1	2	1
Greg Luzinski, R (1, 7) OBP: 0.376, SLG: 0.611 Jerry Martin, R (7, PR) OBP: 0.341, SLG: 0.452 (8, 7)	BB		F9 1-2		P6		FC5-4 BB			2 0	0 0	0 0	0 0	2 0	0 0	1 0
Richie Hebner, L (1, 3) OBP: 0.390, SLG: 0.502	G3			F8	K		F7			4	0	0	0	0	1	3
Garry Maddox, R (1, 8) OBP: 0.313, SLG: 0.428		K		E 1B 1B 1B	F8		FC5-4 1-2f			4	1	1	0	0	1	1
Tim McCarver, L (1, 2) OBP: 0.404, SLG: 0.443		4-3		E7 1B 1-3 1B		F7		F8		4	1	1	0	0	0	0
Ted Sizemore, R (1, 4) OBP: 0.333, SLG: 0.343 Terry Harmon, R (8, PR) OBP: 0.321, SLG: 0.391 (9, 4)		BB		WP 1B 4-3 1-2 3-H 1B		SH3 HR 1B		FC6-4 1B		3 0	2 0	3 0	1 0	1 0	0 0	0 0
Larry Christenson, R (1, 1) OBP: 0.208, SLG: 0.222		K		WP 1B 1-2 2-H 1B		SH3 1-2		P1		3	1	1	1	0	1	2
Inning Stats	R: 0 E: 0 K: 0 S: 4 H: 2 LOB: 2 BB: 1 P: 8	R: 0 E: 0 K: 2 S: 7 H: 0 LOB: 1 BB: 1 P: 11	R: 0 E: 0 K: 0 S: 3 H: 0 LOB: 1 BB: 1 P: 7	R: 4 E: 1 K: 1 S: 10 H: 5 LOB: 1 BB: 0 P: 10	R: 0 E: 0 K: 1 S: 5 H: 0 LOB: 0 BB: 0 P: 5	R: 2 E: 0 K: 0 S: 5 H: 2 LOB: 0 BB: 0 P: 5	R: 0 E: 0 K: 1 S: 5 H: 0 LOB: 1 BB: 1 P: 9	R: 0 E: 0 K: 0 S: 4 H: 1 LOB: 1 BB: 0 P: 4		1B: 8 2B: 0 3B: 1 HR: 1 SF: 0 SAC: 1 DP: 0 HBP: 0				WP: 1 PB: 0 SB: 0 CS: 0 PA: 37	

PITCHER		IP	WLS	BF	H	R	ER	SO	BB	IBB	HBP	BLK	WP	HR	S	P	ERA	WHIP
Steve Rogers, R ERA: 2.84	(1, 1)	6.0	L	29	9	6	6	4	3	0	0	1	1	1	34	46	9.00	2.000
Fred Holdsworth, R ERA: 4.5	(7, 1)	2.0		8	1	0	0	1	1	0	0	0	0	0	9	13	0.00	1.000

PITCHER	IP	WLS	BF	H	R	ER	SO	BB	IBB	HBP	BLK	WP	HR	S	P	ERA	WHIP

BOTTOM

Montreal Expos @ Philadelphia Phillies

Veterans Stadium, Philadelphia, PA

Wed Aug 10 1977, 7:05 PM EDT

Unknown

livebaseballscorecards.com

AB	32
R	6
H	10
RBI	6
BB	4
SO	5
LOB	11

Montreal Expos @ Philadelphia Phillies

Veterans Stadium, Philadelphia, PA

Wed Aug 10 1977, 7:05 PM EDT

Att. 46,664 - Unknown

TOP

livebaseballscorecards.com

Batter	1	2	3	4	5	6	7	8	9	AB	R	H	RBI	BB	SO	LOB
Dave Cash, R (1, 4) OBP: 0.343, SLG: 0.352	6-3		4-3			4-3		BB 1-2		3	0	0	0	0	0	0
Fred Holdsworth, R (6, 1)										0	0	0	0	0	0	0
Gary Carter, R (8, PH) OBP: 0.340, SLG: 0.489										0	0	0	0	1	0	0
Will McEnaney, L (8, 1)										0	0	0	0	0	0	0
Warren Cromartie, L (1, 7) OBP: 0.318, SLG: 0.400	K			F7		F8		L1		4	0	0	0	0	1	2
Andre Dawson, R (1, 8) OBP: 0.323, SLG: 0.470	6-3			F9			F8		6-3	4	0	0	0	0	0	0
Ellis Valentine, R (1, 9) OBP: 0.350, SLG: 0.519		BB 1B		1B			K		K	0	0	0	0	1	0	0
Sam Mejias, R (2, PR) OBP: 0.300, SLG: 0.521 (2, 9)										3	0	1	0	0	2	0
Jose Morales, R (1, 2) OBP: 0.237, SLG: 0.315		1B 1-3		F9			5-3		P4	4	0	1	0	0	0	1
Del Unser, L (1, 3) OBP: 0.340, SLG: 0.463		K			F8			HR		3	1	1	1	0	1	1
Larry Parrish, R (1, 5) OBP: 0.314, SLG: 0.387		1-3			K			BB 1B		3	0	1	0	0	1	1
Chris Speier, R (1, 6) OBP: 0.316, SLG: 0.334			P6		K			K		3	0	0	0	0	2	1
Santo Alcala, R (1, 1) OBP: 0.043, SLG: 0.174			4-3			F9		K		1	0	0	0	0	0	0
Bill Atkinson, L (4, 1) OBP: 0.200, SLG: 0.200										0	0	0	0	0	0	0
Pete Mackanin, R (6, PH) OBP: 0.277, SLG: 0.328 (6, 4)										2	0	0	0	0	1	1
Inning Stats	R: 0 E: 0 K: 1 S: 5 H: 0 LOB: 0 BB: 0 P: 5	R: 0 E: 0 K: 1 S: 5 H: 1 LOB: 1 BB: 1 P: 9	R: 0 E: 0 K: 0 S: 3 H: 0 LOB: 0 BB: 0 P: 3	R: 0 E: 0 K: 0 S: 4 H: 1 LOB: 1 BB: 0 P: 4	R: 0 E: 0 K: 2 S: 7 H: 0 LOB: 0 BB: 0 P: 7	R: 0 E: 0 K: 0 S: 3 H: 0 LOB: 0 BB: 0 P: 3	R: 0 E: 0 K: 1 S: 5 H: 0 LOB: 0 BB: 0 P: 5	R: 1 E: 0 K: 2 S: 9 H: 2 LOB: 2 BB: 1 P: 13	R: 0 E: 0 K: 1 S: 5 H: 0 LOB: 0 BB: 0 P: 5	1B: 3 2B: 0 3B: 0 HR: 1 SF: 0 SAC: 0 DP: 0 HBP: 0						

PITCHER		IP	WLS	BF	H	R	ER	SO	BB	IBB	HBP	BLK	WP	HR	S	P	ERA	WHIP
Jim Lonborg, R ERA: 3.7	(1, 1)	7.0	W	23	2	0	0	5	1	0	0	0	0	0	32	36	0.00	0.429
Ron Reed, R ERA: 2.7	(8, 1)	2.0		9	2	1	1	3	1	0	0	0	0	1	14	18	4.50	1.500

PITCHER		IP	WLS	BF	H	R	ER	SO	BB	IBB	HBP	BLK	WP	HR	S	P	ERA	WHIP

AB	30
R	1
H	4
RBI	1
BB	2
SO	8
LOB	7

WP: 0 PB: 0 SB: 0 CS: 0 PA: 32

Montreal Expos @ Philadelphia Phillies

Veterans Stadium, Philadelphia, PA

Wed Aug 10 1977, 7:05 PM EDT

Att. 46,664 - Unknown

livebaseballscorecards.com

BOTTOM

Batter	1	2	3	4	5	6	7	8	9	AB	R	H	RBI	BB	SO	LOB
Bake McBride, L (1, 9) OBP: 0.337, SLG: 0.474	F8	BB		3B		K		4-3		4	0	1	0	1	1	2
Larry Bowa, S (1, 6) OBP: 0.322, SLG: 0.358	FC5-4 1B	P6		F7		F9		6-3		5	0	1	0	0	0	4
Mike Schmidt, R (1, 5) OBP: 0.393, SLG: 0.594	FC5-4 HR		S HR BB	S BB		BB				1	2	0	0	3	0	1
Greg Luzinski, R (1, 7) OBP: 0.377, SLG: 0.626	HR		HR	K		5-3				4	2	2	4	0	1	3
Richie Hebner, L (1, 3) OBP: 0.388, SLG: 0.497	BB		F9	F7			3-1			3	0	0	0	1	0	2
Ron Reed, R (8, 1) OBP: 0.091, SLG: 0.182	1B									0	0	0	0	0	0	0
Garry Maddox, R (1, 8) OBP: 0.315, SLG: 0.429	1B	F9		S 1B			F3			4	1	2	0	0	0	0
Bob Boone, R (1, 2) OBP: 0.336, SLG: 0.434	F9	HR		G4-6-3 1B			4-3			4	1	2	2	0	0	2
Ted Sizemore, R (1, 4) OBP: 0.335, SLG: 0.353		4-3	3B	G4-6-3				G3 2B		4	0	2	0	0	0	1
Terry Harmon, R (8, PR) OBP: 0.321, SLG: 0.391										0	0	0	0	0	0	0
(9, 4)																
Jim Lonborg, R (1, 1) OBP: 0.100, SLG: 0.069		K	5-3	K				G3		3	0	0	0	0	2	1
Tom Hutton, L (8, 3) OBP: 0.309, SLG: 0.313										1	0	0	0	0	0	1
Inning Stats	R: 2 E: 0 K: 0 S: 6 H: 3 LOB: 2 BB: 1 P: 10	R: 0 E: 0 K: 1 S: 5 H: 0 LOB: 1 BB: 1 P: 9	R: 3 E: 0 K: 0 S: 6 H: 3 LOB: 1 BB: 1 P: 10	R: 0 E: 0 K: 1 S: 6 H: 1 LOB: 2 BB: 1 P: 10	R: 1 E: 0 K: 1 S: 6 H: 2 LOB: 0 BB: 0 P: 6	R: 0 E: 0 K: 1 S: 5 H: 0 LOB: 1 BB: 1 P: 9	R: 0 E: 0 K: 0 S: 3 H: 0 LOB: 0 BB: 0 P: 3	R: 0 E: 0 K: 0 S: 4 H: 1 LOB: 2 BB: 0 P: 4		1B: 4 2B: 1 3B: 2 HR: 3	SF: 0 SAC: 0 DP: 1 HBP: 0						

AB	33
R	6
H	10
RBI	6
BB	5
SO	4
LOB	17

WP: 0 PB: 0 SB: 3 CS: 0 PA: 38

PITCHER		IP	WLS	BF	H	R	ER	SO	BB	IBB	HBP	BLK	WP	HR	S	P	ERA	WHIP
Santo Alcala, R ERA: 5.55	(1, 1)	3.1	L	21	7	5	5	1	4	0	0	0	0	3	19	35	13.50	3.300
Bill Atkinson, R ERA: 3.65	(4, 1)	1.2		6	2	1	1	2	0	0	0	0	0	0	10	10	5.40	1.200
Fred Holdsworth, R ERA: 4.13	(6, 1)	2.0		7	0	0	0	1	1	0	0	0	0	0	8	12	0.00	0.500
Will McEnaney, L ERA: 4.04	(8, 1)	1.0		4	1	0	0	0	0	0	0	0	0	0	4	4	0.00	1.000

PITCHER		IP	WLS	BF	H	R	ER	SO	BB	IBB	HBP	BLK	WP	HR	S	P	ERA	WHIP

Batter	1	2	3	4	5	6	7	8	9	AB	R	H	RBI	BB	SO	LOB
Dave Cash, R (1, 4) OBP: 0.344, SLG: 0.354	E6	L9			F9	1-2 2-3 3-H 1B		1-2 3-H 1B		4	1	2	1	0	0	1
Pepe Frias, R (6, PR) (6, 4) OBP: 0.250, SLG: 0.273										1	0	1	1	0	0	0
Warren Cromartie, L (1, 7) OBP: 0.319, SLG: 0.402	2-H 2B		G4-6-3 1B		G3	G1-2-3 3-Hf		F9		5	1	2	1	0	0	5
Andre Dawson, R (1, 8) OBP: 0.327, SLG: 0.472	L9		1-2 G4-6-3 1B				SSS K		1B	5	0	3	0	0	1	1
Tony Perez, R (1, 3) OBP: 0.351, SLG: 0.426	2-H 2B		G4-6-3 1-2f 2-3		F9		SSS K		F8	5	0	1	1	0	1	4
Gary Carter, R (1, 2) OBP: 0.338, SLG: 0.487	6-3		P4			2B	SSS K		F7	5	1	1	0	0	1	3
Larry Parrish, R (1, 5) OBP: 0.315, SLG: 0.395	F9			P2		1B 1B 2-H 2B		6-3 1B 2B	4-3	5	2	2	1	0	0	2
Sam Mejias, R (1, 9) OBP: 0.315, SLG: 0.519		SH1-3 1B		1-3		1B BB G1-2-3 2-3 1B		6-3 2-3		4	0	2	0	0	0	1
Chris Speier, R (1, 6) OBP: 0.320, SLG: 0.335		F9				BBBB 4-0 1B 1-2 BB		BBBB 4-0 1B BB		2	0	1	0	2	0	1
Jackie Brown, R (1, 1) OBP: 0.176, SLG: 0.159 Don Stanhouse, R (2, 1) OBP: 0.225, SLG: 0.282 Pete Mackanin, R (6, PH) OBP: 0.273, SLG: 0.323 Bill Atkinson, L (6, 1) OBP: 0.200, SLG: 0.200 Del Unser, L (8, PH) OBP: 0.338, SLG: 0.461 Will McEnaney, L (8, 1)		SH1-3 1-2		F8		SSS K		F7		0 1 1 0 1 0	0 0 0 0 0 0	0 0 0 0 0 0	0 0 1 0 0 0	0 0 0 0 0 0	0 0 1 0 0 0	0 1 3 0 2 0
Inning Stats	R: 2 E: 1 K: 0 S: 6 H: 3 LOB: 1 BB: 0 P: 6	R: 0 E: 0 K: 0 S: 4 H: 1 LOB: 1 BB: 0 P: 4	R: 0 E: 0 K: 0 S: 4 H: 2 LOB: 1 BB: 0 P: 4	R: 0 E: 0 K: 0 S: 4 H: 1 LOB: 1 BB: 0 P: 4	R: 0 E: 0 K: 0 S: 4 H: 1 LOB: 1 BB: 0 P: 4	R: 2 E: 0 K: 1 S: 8 H: 4 LOB: 2 BB: 1 P: 12	R: 0 E: 0 K: 3 S: 9 H: 0 LOB: 0 BB: 0 P: 9	R: 1 E: 0 K: 0 S: 5 H: 2 LOB: 2 BB: 1 P: 9	R: 0 E: 0 K: 0 S: 4 H: 1 LOB: 1 BB: 0 P: 4	1B: 10 2B: 5 3B: 0 HR: 0 SF: 0 SAC: 1 DP: 2 HBP: 0						

TOP

Montreal Expos @ Philadelphia Phillies

Veterans Stadium, Philadelphia, PA

Thu Aug 11 1977, 3:33 AM EDT

Att. 30,267 - Unknown

livebaseballscorecards.com

AB	39
R	5
H	15
RBI	5
BB	2
SO	4
LOB	24

WP: 0 PB: 0 SB: 0 CS: 0 PA: 42

PITCHER		IP	WLS	BF	H	R	ER	SO	BB	IBB	HBP	BLK	WP	HR	S	P	ERA	WHIP
Jim Kaat, L ERA: 5.05	(1, 1)	5.0	W	26	11	4	4	0	1	0	0	0	0	0	25	29	7.20	2.400
Gene Garber, R ERA: 2.9	(6, 1)	4.0	S	16	4	1	1	4	1	0	0	0	0	0	23	27	2.25	1.250

PITCHER	IP	WLS	BF	H	R	ER	SO	BB	IBB	HBP	BLK	WP	HR	S	P	ERA	WHIP

Batter	1	2	3	4	5	6	7	8	9	AB	R	H	RBI	BB	SO	LOB
Bake McBride, L (1, 9) OBP: 0.346, SLG: 0.498	0-0 1B 1B 1B	0-0 2-H HR	0-0 ① SF8 3-H		BBB 4-0 FC4-6 BB		0-0 2B 2B			3	3	3	3	1	0	0
Larry Bowa, S (1, 6) OBP: 0.321, SLG: 0.358	0-0 ① F8	0-0 ① 4-3	0-0 ② ③ L5 2-3		0-0 ② FC4-6 FC6-4 1-2f 2-3		0-0 F9 SF9 2-H 2B			5	1	1	1	0	0	5
Mike Schmidt, R (1, 5) OBP: 0.393, SLG: 0.591	0-0 1B E 1-2 1B	0-0 E SF9 1B		SSS 0-3 ① K	0-0 ③ FC6-4 1-2f		0-0 ① F9 2-3			5	2	2	0	0	1	3
Greg Luzinski, R (1, 7) OBP: 0.380, SLG: 0.626 Jerry Martin, R (8, 7) OBP: 0.341, SLG: 0.452	0-0 E7 FC5-4 BB 1-H 2-H 1B	0-0 E9 1-3 1B		BBB 4-0 1B BB		SSS 0-3 ① K	0-0 ② SF9 3-H			3	0	2	2	1	1	0
										0	0	0	0	0	0	0
Jay Johnstone, L (1, 3) OBP: 0.361, SLG: 0.482 Tom Hutton, L (7, 3) OBP: 0.304, SLG: 0.306	BBB	0-0 ② SF9 3-H		0-0 1-2 1B	BBB 4-0 1B E BB	SSS 0-3 ③ K				1	1	1	1	2	0	0
	4-0 FC5-4 1-2 BB									1	0	0	0	0	1	0
Garry Maddox, R (1, 8) OBP: 0.316, SLG: 0.429	0-0 ② FC5-4 FC6-4 1-2f 2-3	0-0 ③ 5-3		0-0 ② P6	0-0 E 1-3 1B			0-0 G6-3 1B 1B		5	0	2	0	0	0	5
Bob Boone, R (1, 2) OBP: 0.337, SLG: 0.434	0-0 ③ FC6-4 1-2f		0-0 1B 1B SF8 1B	0-0 ③ F9	0-0 E4 1-2 3-H			0-0 G6-3 1-2 1B		5	1	2	1	0	0	5
Ted Sizemore, R (1, 4) OBP: 0.336, SLG: 0.352		BBB 4-0 2B BB	0-0 L5 1B 1-2 1B		0-0 ① F9	SSS 0-3 ② K		0-0 ① ② G6-3 1-2f 2-3		4	1	1	0	1	1	4
Jim Kaat, L (1, 1) OBP: 0.231, SLG: 0.289 Gene Garber, R (6, 1)	0-0 1-H HR 2B	0-0 1-2 2-3 1B			0-0 FC4-6 2B	0-0 ③ G3		SSS 0-3 ③ K		3	1	3	1	0	0	0
										2	0	0	0	0	1	3
Inning Stats	R: 2 E: 1 K: 0 S: 6 H: 3 LOB: 2 BB: 1 P: 10	R: 4 E: 1 K: 0 S: 7 H: 4 LOB: 1 BB: 1 P: 11	R: 1 E: 0 K: 0 S: 5 H: 3 LOB: 1 BB: 0 P: 5	R: 0 E: 0 K: 1 S: 6 H: 1 LOB: 2 BB: 1 P: 10	R: 0 E: 0 K: 0 S: 4 H: 1 LOB: 2 BB: 1 P: 8	R: 1 E: 1 K: 2 S: 9 H: 1 LOB: 2 BB: 1 P: 13	R: 2 E: 0 K: 1 S: 7 H: 2 LOB: 0 BB: 0 P: 7	R: 0 E: 0 K: 1 S: 6 H: 2 LOB: 1 BB: 0 P: 6		1B: 12 2B: 5 3B: 0 HR: 1	SF: 3 SAC: 0 DP: 2 HBP: 0					

PITCHER		IP	WLS	BF	H	R	ER	SO	BB	IBB	HBP	BLK	WP	HR	S	P	ERA	WHIP
Jackie Brown, R ERA: 4.16	(1, 1)	1.1	L	12	6	6	6	0	2	0	0	0	0	1	10	18	40.50	6.000
Don Stanhouse, R ERA: 4.13	(2, 1)	3.2		18	6	1	1	1	2	0	0	0	0	0	18	26	2.46	2.182
Bill Atkinson, R ERA: 3.96	(6, 1)	2.0		11	3	3	3	3	1	0	0	0	0	0	16	20	13.50	2.000
Will McEnaney, L ERA: 3.98	(8, 1)	1.0		4	2	0	0	1	0	0	0	0	0	0	6	6	0.00	2.000

PITCHER	IP	WLS	BF	H	R	ER	SO	BB	IBB	HBP	BLK	WP	HR	S	P	ERA	WHIP

BOTTOM

Montreal Expos @ Philadelphia Phillies

Veterans Stadium, Philadelphia, PA

Thu Aug 11 1977, 3:33 AM EDT

Att. 30,267 - Unknown

livebaseballscorecards.com

AB	37
R	10
H	17
RBI	9
BB	5
SO	5
LOB	25

Montreal Expos @ St. Louis Cardinals

Busch Stadium, St. Louis, MO

Fri Aug 12 1977, 7:05 PM CDT

Att. 27,394 - Unknown

TOP

livebaseballscorecards.com

Batter	1	2	3	4	5	6	7	8	9	AB	R	H	RBI	BB	SO	LOB
Pepe Frias, R (1, 4) OBP: 0.224, SLG: 0.245	1-3	FC6-4 1-2f			6-3		4-3	P4		5	0	0	0	0	0	3
Warren Cromartie, L (1, 7) OBP: 0.320, SLG: 0.401	BB 1B 1B		4-3		4-0 BBBB S BB		0-0 SSS 6-3	0-3 K		4	0	1	0	1	1	2
Andre Dawson, R (1, 8) OBP: 0.328, SLG: 0.470	F7		0-3 SSS K		4-0 BBBB 1-2 BB		0-0 2B 1B		F9	4	1	1	0	1	1	1
Tony Perez, R (1, 3) OBP: 0.354, SLG: 0.431	BB 1-2 1B		FC5 1B 1B		L3		1-H 2B		F8	5	0	3	1	0	0	2
Del Unser, L (1, 9) OBP: 0.349, SLG: 0.461	4-0 BBBB FC5-4 1-2 2-3 BB		0-0 1-2 1B		F8		4-0 IBB		4-0 BBBB CS BB	2	0	1	0	3	0	2
Gary Carter, R (1, 2) OBP: 0.335, SLG: 0.482	FC5-4 1-2f		FC5 2-3f			6-3	F8		CS 1-2	4	0	0	0	0	0	7
Larry Parrish, R (1, 5) OBP: 0.318, SLG: 0.394		4-3		5-3		4-0 BBBB 5-3 BB		CS 1B		3	0	1	0	1	0	0
Chris Speier, R (1, 6) OBP: 0.320, SLG: 0.337		0-3 SSS K		5-3		5-3 1-2		1-2 2B		4	0	1	0	0	1	1
Stan Bahnsen, R (1, 1) OBP: 0.171, SLG: 0.156 Jose Morales, R (8, PH) OBP: 0.250, SLG: 0.315 Will McEnaney, L (8, 1)		4-0 BBBB FC6-4 BB		4-3		P5		4-0 IBB		2 0 0	0 0 0	0 0 0	0 0 0	1 1 0	0 0 0	1 0 0
Inning Stats	R: 0 E: 0 K: 0 S: 5 H: 2 LOB: 3 BB: 1 P: 9	R: 0 E: 0 K: 1 S: 5 H: 0 LOB: 1 BB: 1 P: 9	R: 0 E: 0 K: 1 S: 7 H: 2 LOB: 2 BB: 0 P: 7	R: 0 E: 0 K: 0 S: 3 H: 0 LOB: 0 BB: 0 P: 3	R: 0 E: 0 K: 0 S: 3 H: 0 LOB: 2 BB: 2 P: 11	R: 0 E: 0 K: 0 S: 3 H: 0 LOB: 1 BB: 1 P: 7	R: 1 E: 0 K: 0 S: 5 H: 2 LOB: 2 BB: 1 P: 9	R: 0 E: 0 K: 1 S: 6 H: 2 LOB: 2 BB: 1 P: 10	R: 0 E: 0 K: 0 S: 2 H: 0 LOB: 0 BB: 1 P: 6	1B: 6 2B: 2 3B: 0 HR: 0 SF: 0 SAC: 0 DP: 0 HBP: 0						

AB	33
R	1
H	8
RBI	1
BB	8
SO	3
LOB	19

WP: 0 PB: 0 SB: 1 CS: 2 PA: 42

PITCHER		IP	WLS	BF	H	R	ER	SO	BB	IBB	HBP	BLK	WP	HR	S	P	ERA	WHIP
Bob Forsch, R ERA: 3.49	(1, 1)	6.0		27	4	0	0	2	5	0	0	0	0	0	26	46	0.00	1.500
Clay Carroll, R ERA: 2.31	(7, 1)	1.1		8	4	1	1	0	0	1	0	0	0	0	7	11	6.75	3.000
Al Hrabosky, L ERA: 4.36	(8, 1)	1.2	W	6	0	0	0	1	1	1	0	0	0	0	6	14	0.00	0.600

PITCHER	IP	WLS	BF	H	R	ER	SO	BB	IBB	HBP	BLK	WP	HR	S	P	ERA	WHIP

Batter	1	2	3	4	5	6	7	8	9	AB	R	H	RBI	BB	SO	LOB
Lou Brock, L (1, 7) OBP: 0.318, SLG: 0.362	0-0 1B S G6-4-3 1B		0-3 K		0-0 3-1 2-3			0-0 CS 1B		4	1	2	0	0	1	1
Garry Templeton, S (1, 6) OBP: 0.334, SLG: 0.441	0-0 G6-4-3 1-3 1B		0-0 CS 1B		0-3 K			0-0 4-3 1-2		4	0	2	0	0	1	2
Hector Cruz, R (1, 9) OBP: 0.354, SLG: 0.374	0-0 G6-4-3 1-2f 3-H		0-0 F9 1-2			0-0 P5			0-0 1-4-3	4	0	0	0	0	0	2
Ted Simmons, S (1, 2) OBP: 0.414, SLG: 0.525 Rick Bosetti, R (9, PR)	0-0 1B			0-0 2B		0-0 F7			4-0 BB 2B BB	3 0	0 1	2 0	0 0	1 0	0 0	0 0
Roger Freed, R (1, 3) OBP: 0.431, SLG: 0.537 Clay Carroll, R (7, 1) OBP: 0.100, SLG: 0.100 Al Hrabosky, R (8, 1) Mike Anderson, R (9, PH) OBP: 0.299, SLG: 0.371	0-0 1-3			0-0 5-3		0-0 F7			4-0 2B 1-2 BB	3 0 0 0	0 0 0 0	0 0 0 0	0 0 0 0	0 0 0 1	0 0 0 0	2 0 0 0
Jerry Mumphrey, S (1, 8) OBP: 0.395, SLG: 0.454		0-0 5-3		0-0 F7			0-0 F9		0-0 1-3 2-H 2B	4	0	1	1	0	0	1
Ken Reitz, R (1, 5) OBP: 0.302, SLG: 0.436		0-0 2B		0-0 F8			0-3 K			3	0	1	0	0	1	1
Mike Tyson, R (1, 4) OBP: 0.282, SLG: 0.326		0-0 F7			0-0 3-1 SH3-4 1B		0-0 5-3			3	0	1	0	0	0	1
Bob Forsch, R (1, 1) OBP: 0.175, SLG: 0.200 Keith Hernandez, L (7, 3) OBP: 0.385, SLG: 0.449		0-3 K			0-0 SH3-4 1-2			0-0 3-1		1 1	0 0	0 0	0 0	0 0	1 0	1 0
Inning Stats	R: 1 E: 0 K: 0 S: 5 H: 3 LOB: 1 BB: 0 P: 5	R: 0 E: 0 K: 1 S: 6 H: 1 LOB: 1 BB: 0 P: 6	R: 0 E: 0 K: 1 S: 5 H: 1 LOB: 0 BB: 0 P: 5	R: 0 E: 0 K: 0 S: 4 H: 1 LOB: 1 BB: 0 P: 4	R: 0 E: 0 K: 1 S: 6 H: 1 LOB: 1 BB: 0 P: 6	R: 0 E: 0 K: 0 S: 3 H: 0 LOB: 0 BB: 0 P: 3	R: 0 E: 0 K: 1 S: 5 H: 0 LOB: 0 BB: 0 P: 5	R: 0 E: 0 K: 0 S: 3 H: 1 LOB: 0 BB: 0 P: 3	R: 1 E: 0 K: 0 S: 2 H: 1 LOB: 3 BB: 2 P: 10	1B: 6 2B: 3 3B: 0 HR: 0	SF: 0 SAC: 1 DP: 1 HBP: 0						

PITCHER	IP	WLS	BF	H	R	ER	SO	BB	IBB	HBP	BLK	WP	HR	S	P	ERA	WHIP
Stan Bahnsen, R (1, 1) ERA: 5.14	7.0		26	7	1	1	4	0	0	0	0	0	0	34	34	1.29	1.000
Will McEnaney, L (8, 1) ERA: 4.03	1.1	L	7	2	1	1	0	2	0	0	0	0	0	5	13	6.75	3.000

PITCHER	IP	WLS	BF	H	R	ER	SO	BB	IBB	HBP	BLK	WP	HR	S	P	ERA	WHIP

BOTTOM

Montreal Expos @ St. Louis Cardinals

Busch Stadium, St. Louis, MO

Fri Aug 12 1977, 7:05 PM CDT

Att. 27,394 - Unknown

livebaseballscorecards.com

AB	30
R	2
H	9
RBI	1
BB	2
SO	4
LOB	11

1B: 6	SF: 0	WP: 0	PA: 33
2B: 3	SAC: 1	PB: 0	
3B: 0	DP: 1	SB: 1	
HR: 0	HBP: 0	CS: 2	

Batter	1	2	3	4	5	6	7	8	9	10	AB	R	H	RBI	BB	SO	LOB
Chris Speier, R (1, 6) OBP: 0.316, SLG: 0.332	F8		K		F8			L7		G3	5	0	0	0	0	1	1
Warren Cromartie, L (1, 7) OBP: 0.319, SLG: 0.400	F8			L6		F9		1B			4	0	1	0	0	0	0
Andre Dawson, R (1, 8) OBP: 0.330, SLG: 0.473	F7			WP FC1-5-2-6 2B		S 1B		F9			4	0	2	0	0	0	1
Tony Perez, R (1, 3) OBP: 0.351, SLG: 0.426		E4 FC4-6		FC1-5-2-6 E 2-H		K 1-2		F7			4	0	0	0	0	1	3
Del Unser, L (1, 9) OBP: 0.347, SLG: 0.454		FC4-6 1B 1-2f		E6 2-3		IBB			F8		3	0	0	0	1	0	2
Gary Carter, R (1, 2) OBP: 0.334, SLG: 0.480		G4-6-3 1B 1-2		K		F8			L7		4	0	1	0	0	1	4
Larry Parrish, R (1, 5) OBP: 0.314, SLG: 0.388		G4-6-3 1-2f			F7		1-3		6-3		4	0	0	0	0	0	2
Pete Mackanin, R (1, 4) OBP: 0.271, SLG: 0.318			K		SH3-4 1B		L9			P4	4	0	1	0	0	1	0
Wayne Twitchell, R (1, 1) OBP: 0.212, SLG: 0.167			K		SH3-4 1-2		K			P4	2	0	0	0	0	2	0
Sam Mejias, R (10, PH) OBP: 0.309, SLG: 0.509											1	0	0	0	0	0	0
Don Stanhouse, R (10, 1) OBP: 0.225, SLG: 0.282											0	0	0	0	0	0	0

TOP

Montreal Expos @ St. Louis Cardinals

Busch Stadium, St. Louis, MO

Sat Aug 13 1977, 7:05 PM CDT

Att. 34,218 - Cloudy

livebaseballscorecards.com

AB	35
R	0
H	5
RBI	0
BB	1
SO	6
LOB	13

Inning Stats	1	2	3	4	5	6	7	8	9	10
R	0	0	0	0	0	0	0	0	0	0
E	0	1	0	1	0	0	0	0	0	0
K	0	0	3	1	0	1	1	0	0	0
S	3	4	9	7	4	6	5	4	3	3
H	0	1	0	1	1	1	0	1	0	0
LOB	0	1	0	2	1	2	0	1	0	0
BB	0	0	0	0	0	1	0	0	0	0
P	3	4	9	7	4	10	5	4	3	3

| | | | | | | | | | | |

Batter	1	2	3	4	5	6	7	8	9	10	AB	R	H	RBI	BB	SO	LOB
Lou Brock, L (1, 7) OBP: 0.319, SLG: 0.361	BBBB 4-0 CS BB		x 0-0 ① FC6-4 L6-3 1-2f		x 0-0 ② 5-3		x 0-0 ③ F8			x 0-0 1B IBB 1-3 1B	4	0	1	0	1	0	3
Garry Templeton, S (1, 6) OBP: 0.335, SLG: 0.438	x 0-0 ①② 4-3 1-2		x 0-0 ②③ L6-3 1-2		4-0 IBB			x 0-0 ① F8		4-0 1B IBB 1-2	3	0	0	0	2	0	2
Hector Cruz, R (1, 9) OBP: 0.353, SLG: 0.373 Mike Anderson, R (2, 9) OBP: 0.306, SLG: 0.376	SSS 0-3 ③ K			x 0-0 ① L9	x 0-0 ③ P3			x 0-0 CS 1B		x 0-0 1B 1-2 2-3 3-H	1 4	0 0	0 2	0 1	0 0	1 0	0 2
Ted Simmons, S (1, 2) OBP: 0.413, SLG: 0.523		SSS 0-3 ① K		x 0-0 1-3 1B		x 0-0 ① F2		x 0-0 ② F8			4	0	1	0	0	1	1
Keith Hernandez, L (1, 3) OBP: 0.382, SLG: 0.444		x 0-0 ② 6-3		x 0-0 ② 1-3 1-2		x 0-0 ② 4-3		0-0 ③ CS 1-2	x 0-0 ① L6		4	0	0	0	0	0	1
Jerry Mumphrey, S (1, 8) OBP: 0.396, SLG: 0.453		x 0-0 S 1B		4-0 IBB		x 0-0 ③ 4-3			x 0-0 ② 6-3		3	0	1	0	1	0	0
Ken Reitz, R (1, 5) OBP: 0.301, SLG: 0.433	BBBB 4-0 1-2 BB			x 0-0 ③ F7			x 0-0 ① 5-3		SSS 0-3 ③ K		3	0	0	0	1	1	2
Mike Tyson, R (1, 4) OBP: 0.284, SLG: 0.334		x 0-0 ③ F7			x 0-0 2B		x 0-0 2B			x 0-0 ① L9	4	0	2	0	0	0	2
John Urrea, R (1, 1) OBP: 0.318, SLG: 0.118 Tony Scott, S (7, PH) OBP: 0.372, SLG: 0.404 Butch Metzger, R (8, 1) Roger Freed, R (10, PH) OBP: 0.439, SLG: 0.545 Rick Bosetti, R (10, PR)			BBB 4-0 FC6-4 BB		SSS 0-3 ① K		x 0-0 ② L9			x 0-0 1B 1B 1B	1 1 0 1 0	0 0 0 0 1	0 0 0 1 0	1 0 0 0 0	1 0 0 0 0	1 0 0 0 0	1 1 0 0 0
Inning Stats	R: 0 H: 0 E: 0 LOB: 0 K: 1 BB: 1 S: 4 P: 8	R: 0 H: 1 E: 0 LOB: 2 K: 1 BB: 1 S: 6 P: 10	R: 0 H: 0 E: 0 LOB: 0 K: 0 BB: 1 S: 2 P: 6	R: 0 H: 1 E: 0 LOB: 2 K: 0 BB: 1 S: 4 P: 8	R: 0 H: 1 E: 0 LOB: 2 K: 1 BB: 1 S: 6 P: 10	R: 0 H: 0 E: 0 LOB: 0 K: 0 BB: 0 S: 3 P: 3	R: 0 H: 1 E: 0 LOB: 0 K: 0 BB: 0 S: 4 P: 4	R: 0 H: 1 E: 0 LOB: 0 K: 0 BB: 0 S: 3 P: 3	R: 0 H: 0 E: 0 LOB: 0 K: 1 BB: 0 S: 5 P: 5	R: 1 H: 3 E: 0 LOB: 3 K: 0 BB: 1 S: 4 P: 8	1B: 6 2B: 3 3B: 0 HR: 0	SF: 0 SAC: 0 DP: 1 HBP: 0					

PITCHER		IP	WLS	BF	H	R	ER	SO	BB	IBB	HBP	BLK	WP	HR	S	P	ERA	WHIP
Wayne Twitchell, R ERA: 4.7	(1, 1)	9.0		34	5	0	0	4	3	2	0	0	0	0	37	57	0.00	0.889
Don Stanhouse, R ERA: 4.19	(10, 1)	0.1	L	5	3	1	1	0	0	1	0	0	0	0	4	8	27.00	9.000

PITCHER IP WLS BF H R ER SO BB IBB HBP BLK WP HR S P ERA WHIP

Montreal Expos @ St. Louis Cardinals

Busch Stadium, St. Louis, MO

Sat Aug 13 1977, 7:05 PM CDT
Att. 34,218 - Cloudy

BOTTOM

livebaseballscorecards.com

AB	33
R	1
H	8
RBI	1
BB	6
SO	4
LOB	15

WP: 0 PA: 40
PB: 0
SB: 1
CS: 2

Montreal Expos @ St. Louis Cardinals

Busch Stadium, St. Louis, MO

Sun Aug 14 1977, 3:33 AM CDT

Att. 24,303 - Unknown

TOP

livebaseballscorecards.com

Batter	1	2	3	4	5	6	7	8	9	AB	R	H	RBI	BB	SO	LOB
Chris Speier, R (1, 6) OBP: 0.319, SLG: 0.339	WP 1B 2B		6-3		1B 2B		F3		1B BB	4	2	2	0	1	0	0
Warren Cromartie, L (1, 7) OBP: 0.320, SLG: 0.400	K		F7		2-H S 1B		WP 3B 1B		F7	5	1	2	1	0	1	2
Andre Dawson, R (1, 8) OBP: 0.333, SLG: 0.480	K			4-3 S S 1B	1-2 4-3		1-H 1B 3B		1-3 G4-6-3 1B	5	2	3	1	0	1	2
Tony Perez, R (1, 3) OBP: 0.352, SLG: 0.427 Sam Mejias, R (7, PR) OBP: 0.304, SLG: 0.500 (7, 9)	2-H 1B			F8		F7	3-H 1B		1-2f G4-6-3	4 1	0 0	2 0	2 0	0 0	0 0	1 2
Del Unser, L (1, 9) OBP: 0.345, SLG: 0.465 (7, 3)	G3			1-3 4-3		HR	F8			4	1	1	1	0	0	3
Gary Carter, R (1, 2) OBP: 0.336, SLG: 0.478		K		3-H 1B		FC5-4 BB	F9			3	0	1	0	1	1	1
Larry Parrish, R (1, 5) OBP: 0.313, SLG: 0.384		L7		L8		1-2 FC5-4 BB		K		3	0	0	0	1	1	1
Pete Mackanin, R (1, 4) OBP: 0.257, SLG: 0.300		F7			G3	1-2f 2-3 FC5-4 S		4-3		4	0	0	0	0	0	2
Steve Rogers, R (1, 1) OBP: 0.145, SLG: 0.097 Joe Kerrigan, R (9, 1)			F9		F8	1-2 4-3		4-3		4 0	0 0	0 0	0 0	0 0	0 0	2 0

	AB	37
	R	6
	H	11
	RBI	5
	BB	3
	SO	4
	LOB	16

Inning Stats																																		
	R: 1	H: 2	R: 0	H: 0	R: 0	H: 0	R: 1	H: 2	R: 1	H: 2	R: 1	H: 1	R: 2	H: 3	R: 0	H: 0	R: 0	H: 1	1B: 7	SF: 0	WP: 2	PA: 40
	E: 0	LOB: 1	E: 0	LOB: 0	E: 0	LOB: 0	E: 0	LOB: 1	E: 0	LOB: 1	E: 0	LOB: 2	E: 0	LOB: 1	E: 0	LOB: 0	E: 0	LOB: 1	2B: 2	SAC: 0	PB: 0	
	K: 2	BB: 0	K: 1	BB: 0	K: 0	BB: 0	K: 0	BB: 0	K: 0	BB: 0	K: 0	BB: 2	K: 0	BB: 0	K: 1	BB: 0	K: 0	BB: 1	3B: 1	DP: 1	SB: 4	
	S: 9	P: 9	S: 5	P: 5	S: 3	P: 3	S: 5	P: 5	S: 5	P: 5	S: 4	P: 12	S: 6	P: 6	S: 5	P: 5	S: 3	P: 7	HR: 1	HBP: 0	CS: 0	

PITCHER		IP	WLS	BF	H	R	ER	SO	BB	IBB	HBP	BLK	WP	HR	S	P	ERA	WHIP
Eric Rasmussen, R ERA: 3.46	(1, 1)	5.1	L	24	7	4	4	3	1	0	0	0	1	1	29	33	6.75	1.500
Rawly Eastwick, R ERA: 3.74	(6, 1)	1.0		7	3	2	2	0	1	0	0	0	1	0	6	10	18.00	4.000
Buddy Schultz, L ERA: 1.17	(7, 1)	2.2		9	1	0	0	1	1	0	0	0	0	0	10	14	0.00	0.750

PITCHER	IP	WLS	BF	H	R	ER	SO	BB	IBB	HBP	BLK	WP	HR	S	P	ERA	WHIP

Batter	1	2	3	4	5	6	7	8	9	AB	R	H	RBI	BB	SO	LOB
Lou Brock, L (1, 7) OBP: 0.318, SLG: 0.360	CS 1B		3-1		F7			F8		4	0	1	0	0	0	0
Garry Templeton, S (1, 6) OBP: 0.333, SLG: 0.435	K		2-3		G3			K		3	0	0	0	0	1	1
Don Kessinger, S (7, 6) OBP: 0.319, SLG: 0.278										1	0	0	0	0	1	0
Mike Anderson, R (1, 9) OBP: 0.304, SLG: 0.371	BB 1B		K		F7			5-3		4	0	1	0	0	1	0
Ted Simmons, S (1, 2) OBP: 0.411, SLG: 0.518	BB			P4		4-3			6-3	3	0	0	0	1	0	0
Keith Hernandez, L (1, 3) OBP: 0.378, SLG: 0.440	K			L6		L3			4-3	4	0	0	0	0	1	2
Jerry Mumphrey, S (1, 8) OBP: 0.394, SLG: 0.449		G3		S HR BB		F7			F7	3	1	0	0	1	0	0
Ken Reitz, R (1, 5) OBP: 0.301, SLG: 0.439		6-3		1-H HR			5-3			3	1	1	2	0	0	0
Mike Tyson, R (1, 4) OBP: 0.288, SLG: 0.338		1B		1B			6-3			3	0	2	0	0	0	0
Eric Rasmussen, R (1, 1) OBP: 0.180, SLG: 0.207		P4		K			F3			2	0	0	0	0	1	2
Rawly Eastwick, R (6, 1) OBP: 0.364, SLG: 0.300										0	0	0	0	0	0	0
Buddy Schultz, R (7, 1) OBP: 0.273, SLG: 0.200										1	0	0	0	0	0	0
Inning Stats	R: 0 E: 0 K: 2 S: 8 H: 2 LOB: 2 BB: 1 P: 12	R: 0 E: 0 K: 0 S: 4 H: 1 LOB: 1 BB: 0 P: 4	R: 0 E: 0 K: 1 S: 5 H: 0 LOB: 0 BB: 0 P: 5	R: 2 E: 0 K: 1 S: 7 H: 2 LOB: 1 BB: 1 P: 11	R: 0 E: 0 K: 0 S: 3 H: 0 LOB: 0 BB: 0 P: 3	R: 0 E: 0 K: 0 S: 3 H: 0 LOB: 0 BB: 0 P: 3	R: 0 E: 0 K: 0 S: 3 H: 0 LOB: 0 BB: 0 P: 3	R: 0 E: 0 K: 1 S: 5 H: 0 LOB: 0 BB: 0 P: 5	R: 0 E: 0 K: 0 S: 3 H: 0 LOB: 0 BB: 0 P: 3	1B: 4 2B: 0 3B: 0 HR: 1	SF: 0 SAC: 0 DP: 0 HBP: 0						

PITCHER	IP	WLS	BF	H	R	ER	SO	BB	IBB	HBP	BLK	WP	HR	S	P	ERA	WHIP
Steve Rogers, R (1, 1) ERA: 2.82	8.0	W	30	5	2	2	5	2	0	0	0	0	1	38	46	2.25	0.875
Joe Kerrigan, R (9, 1) ERA: 2.97	1.0		3	0	0	0	0	0	0	0	0	0	0	3	3	0.00	0.000

PITCHER	IP	WLS	BF	H	R	ER	SO	BB	IBB	HBP	BLK	WP	HR	S	P	ERA	WHIP

BOTTOM

Montreal Expos @ St. Louis Cardinals

Busch Stadium, St. Louis, MO

Sun Aug 14 1977, 3:33 AM CDT

Att. 24,303 - Unknown

livebaseballscorecards.com

AB	31
R	2
H	5
RBI	2
BB	2
SO	5
LOB	5

WP: 0	PB: 0	SB: 1	CS: 1
PA: 33			

Philadelphia Phillies @ Montreal Expos

Olympic Stadium, Montreal, QB

Tue Aug 16 1977, 7:05 PM EDT

Att. 15,234 - Unknown

TOP

livebaseballscorecards.com

Batter	1	2	3	4	5	6	7	8	9	AB	R	H	RBI	BB	SO	LOB
Bake McBride, L (1, 8) OBP: 0.339, SLG: 0.490	4-3		4-3	4-3 1-2		F9		1B SF8 1B 1-2	K 1-2	6	1	1	0	0	1	2
Larry Bowa, S (1, 6) OBP: 0.319, SLG: 0.355	1-3		BB BB 1B 1B	2-3 1B		4-3		S 3B 1B 1-3 2-H	1-3	6	2	3	1	0	0	1
Mike Schmidt, R (1, 5) OBP: 0.398, SLG: 0.606	1B		1B BB 1-2 BB	K		1B 2B		SF8 1-2 3-H	F7	4	1	2	1	1	1	3
Greg Luzinski, R (1, 7) OBP: 0.383, SLG: 0.625	K		FC5 1B 1-2 2-3 BB		L7	2-H 1B		3B BB		3	1	1	1	2	1	1
Richie Hebner, L (1, 3) Davey Johnson, R (8, PH) OBP: 0.400, SLG: 0.616 Gene Garber, R (8, 1)		3-1	1-2 2-3 3-H 1B		K	G3		1-H 2-H 2B 3B		4 1 0	0 1 0	1 1 0	1 2 0	0 0 0	1 0 0	1 0 0
Jay Johnstone, L (1, 9) OBP: 0.356, SLG: 0.488		E 1B	K		1B 1B HBP		G6-4-3 1B	P4		4	0	2	0	0	1	4
Bob Boone, R (1, 2) OBP: 0.338, SLG: 0.439		E5 1-2	FC5 2-3f		1B 1-2 1B		G6-4-3 1-2f	2B 3-H		5	0	2	1	0	0	5
Ted Sizemore, R (1, 4) OBP: 0.345, SLG: 0.360		K	1B 4-3 1B	1-2 2-3 1B		F8		F8		5	0	2	0	0	1	3
Jim Kaat, L (1, 1) OBP: 0.220, SLG: 0.275 Tim McCarver, L (5, PH) OBP: 0.417, SLG: 0.516 Warren Brusstar, R (5, 1) Tom Hutton, L (8, PH) OBP: 0.333, SLG: 0.370 (8, 3)		G2		K	1-3			1B 1B BB	S BB	2 1 0 0	0 0 0 1	0 0 0 0	0 0 0 2	1 0 0 0	3 3 0 0	3 3 0 0
Inning Stats	R: 0 E: 0 K: 1 S: 6 H: 1 LOB: 1 BB: 0 P: 6	R: 0 E: 1 K: 1 S: 7 H: 1 LOB: 2 BB: 0 P: 7	R: 1 E: 0 K: 1 S: 7 H: 2 LOB: 3 BB: 2 P: 15	R: 0 E: 0 K: 2 S: 9 H: 2 LOB: 2 BB: 0 P: 9	R: 0 E: 0 K: 1 S: 7 H: 2 LOB: 3 BB: 0 P: 8	R: 1 E: 0 K: 0 S: 5 H: 2 LOB: 1 BB: 0 P: 5	R: 0 E: 0 K: 0 S: 3 H: 1 LOB: 0 BB: 0 P: 3	R: 5 E: 0 K: 0 S: 7 H: 4 LOB: 1 BB: 2 P: 15	R: 0 E: 0 K: 1 S: 5 H: 0 LOB: 1 BB: 1 P: 9	1B: 12 2B: 2 3B: 1 HR: 0 SF: 1 SAC: 0 DP: 1 HBP: 1						

	AB	41
	R	7
	H	15
	RBI	7
	BB	5
	SO	7
	LOB	26

WP: 0 PB: 0 SB: 2 CS: 0 PA: 48

PITCHER	IP	WLS	BF	H	R	ER	SO	BB	IBB	HBP	BLK	WP	HR	S	P	ERA	WHIP
Jackie Brown, R (1, 1) ERA: 4.21	7.0		37	12	4	4	6	3	0	1	0	0	0	45	58	5.14	2.143
Joe Kerrigan, R (8, 1) ERA: 3.21	0.1	L	3	1	0	0	0	1	0	0	0	0	0	2	6	0.00	6.000
Will McEnaney, L (8, 1) ERA: 4.14	0.1		2	1	2	2	0	0	0	0	0	0	0	2	2	54.00	3.000
Bill Atkinson, R (8, 1) ERA: 3.88	1.1		6	1	1	1	1	1	0	0	0	0	0	7	11	6.75	1.500

PITCHER	IP	WLS	BF	H	R	ER	SO	BB	IBB	HBP	BLK	WP	HR	S	P	ERA	WHIP

Batter	1	2	3	4	5	6	7	8	9	AB	R	H	RBI	BB	SO	LOB
Dave Cash, R (1, 4) OBP: 0.341, SLG: 0.350	F9		5-3	G3			6-3		FC6-4 1-2f	5	0	0	0	0	0	1
Warren Cromartie, L (1, 7) Del Unser, L (4, 7) OBP: 0.342, SLG: 0.460	L6-3 BB		1B 3B	K			F9			1 2	1 0	1 0	0 0	1 0	0 1	0 0
Andre Dawson, R (1, 8) OBP: 0.332, SLG: 0.486	L6-3 1-2		L9		HR		K			4	1	1	1	0	1	2
Tony Perez, R (1, 3) OBP: 0.352, SLG: 0.425		K	1B 1B 3-H 1B		K			6-3		4	1	1	1	0	2	0
Gary Carter, R (1, 2) OBP: 0.337, SLG: 0.481		1B 2B	1B 1-2 1B 1B		4-3			K		4	2	2	0	0	1	0
Larry Parrish, R (1, 5) OBP: 0.312, SLG: 0.382		K	1B 1-2 2-H 1B		1-3			K		4	0	1	1	0	2	1
Chris Speier, R (1, 6) OBP: 0.323, SLG: 0.343		1B 2-H 1B	FC6-4 1-2 2-H 1B				1-3		FC6-4 1B	4	0	3	2	0	0	0
Sam Mejias, R (1, 9) OBP: 0.300, SLG: 0.483		FC5-4 1-2 1B	FC6-4 1-2f				6-3		K	4	0	1	0	0	1	3
Jackie Brown, R (1, 1) OBP: 0.167, SLG: 0.149 Joe Kerrigan, R (8, 1) Will McEnaney, L (8, 1) Bill Atkinson, L (8, 1) OBP: 0.200, SLG: 0.200 Jose Morales, R (9, PH) OBP: 0.246, SLG: 0.309		FC5-4 1-2f		4-3			1-3		K	3 0 0 0 1	0 0 0 0 0	0 0 0 0 0	0 0 0 0 0	0 0 0 0 0	0 0 0 0 1	2 0 0 0 1
Inning Stats	R: 0 E: 0 K: 0 S: 2 H: 0 LOB: 0 BB: 1 P: 6	R: 1 E: 0 K: 2 S: 10 H: 3 LOB: 2 BB: 0 P: 10	R: 3 E: 0 K: 0 S: 8 H: 5 LOB: 2 BB: 0 P: 8	R: 0 E: 0 K: 1 S: 5 H: 0 LOB: 0 BB: 0 P: 5	R: 1 E: 0 K: 1 S: 6 H: 1 LOB: 0 BB: 0 P: 6	R: 0 E: 0 K: 0 S: 3 H: 0 LOB: 0 BB: 0 P: 3	R: 0 E: 0 K: 1 S: 5 H: 0 LOB: 0 BB: 0 P: 5	R: 0 E: 0 K: 2 S: 7 H: 0 LOB: 0 BB: 0 P: 7	R: 0 E: 0 K: 2 S: 8 H: 1 LOB: 1 BB: 0 P: 8	1B: 7 2B: 2 3B: 1 HR: 1 SF: 0 SAC: 0 DP: 1 HBP: 0						

PITCHER	IP	WLS	BF	H	R	ER	SO	BB	IBB	HBP	BLK	WP	HR	S	P	ERA	WHIP
Jim Kaat, L (1, 1) ERA: 5.19	4.0		20	8	4	4	3	1	0	0	0	0	0	25	29	9.00	2.250
Warren Brusstar, R (5, 1) ERA: 2.79	3.0	W	10	1	1	1	2	0	0	0	0	0	1	14	14	3.00	0.333
Gene Garber, R (8, 1) ERA: 2.78	2.0	S	7	1	0	0	4	0	0	0	0	0	0	15	15	0.00	0.500

PITCHER	IP	WLS	BF	H	R	ER	SO	BB	IBB	HBP	BLK	WP	HR	S	P	ERA	WHIP

BOTTOM

Philadelphia Phillies @ Montreal Expos

Olympic Stadium, Montreal, QB

Tue Aug 16 1977, 7:05 PM EDT

Att. 15,234 - Unknown

livebaseballscorecards.com

AB	36
R	5
H	10
RBI	5
BB	1
SO	9
LOB	10

WP: 0	PB: 0	SB: 0	CS: 0	PA: 37													

Batter	1	2	3	4	5	6	7	8	9	AB	R	H	RBI	BB	SO	LOB
Bake McBride, L (1, 8) OBP: 0.344, SLG: 0.504	SH5-3 1B 2B		5-3		BB 1B HR BB	K		HR		4	3	2	1	1	1	1
Larry Bowa, S (1, 6) OBP: 0.321, SLG: 0.356	SH5-3 2-3		2B 1B 1B		BB HR 1B 1-2	BB 1B 2-3		6-3		4	2	3	0	0	0	0
Mike Schmidt, R (1, 5) OBP: 0.400, SLG: 0.604	WP 1B BB		1B 2B 1-3		HR BB 1-2 2-3	1-2 BB		F9		2	1	1	0	3	0	0
Greg Luzinski, R (1, 7) OBP: 0.385, SLG: 0.624 Jerry Martin, R (8, 7) OBP: 0.342, SLG: 0.447	WP 1-2 3-H 1B		2-3 3-H 1B		P4	K		K		5 0	0 0	2 0	2 0	0 0	2 0	6 0
Richie Hebner, L (1, 3) OBP: 0.380, SLG: 0.492 Tom Hutton, L (9, 3) OBP: 0.344, SLG: 0.382	2-3 1-2 2-3		F2		1-H 2-H 3-H HR		5-3		K	5 0	1 0	1 0	4 0	0 0	1 0	4 0
Jay Johnstone, L (1, 9) OBP: 0.352, SLG: 0.480	K		P4		K		1B 1B BB		F9	4	1	0	0	1	2	4
Bob Boone, R (1, 2) OBP: 0.339, SLG: 0.437		F5		K	K		1-3 1B 1B		FC5-4 BB	4	0	1	0	1	2	0
Ted Sizemore, R (1, 4) OBP: 0.341, SLG: 0.356		G3		F2		1B SH3-4 1B	1-3 1-2		FC5-4 1-2f	5	0	1	0	0	0	3
Jim Lonborg, R (1, 1) OBP: 0.114, SLG: 0.088		5-3		K		SH3-4 1-2	2-H 3-H 1B			3	0	1	1	0	1	0
Inning Stats	R: 1 E: 0 K: 1 S: 7 H: 2 LOB: 2 BB: 1 P: 11	R: 0 E: 0 K: 0 S: 3 H: 0 LOB: 0 BB: 0 P: 3	R: 1 E: 0 K: 0 S: 6 H: 3 LOB: 2 BB: 0 P: 6	R: 0 E: 0 K: 2 S: 7 H: 0 LOB: 0 BB: 0 P: 7	R: 4 E: 0 K: 2 S: 9 H: 2 LOB: 0 BB: 2 P: 17	R: 0 E: 0 K: 2 S: 9 H: 2 LOB: 3 BB: 1 P: 13	R: 1 E: 0 K: 0 S: 4 H: 2 LOB: 2 BB: 1 P: 8	R: 1 E: 0 K: 1 S: 6 H: 1 LOB: 0 BB: 0 P: 6	R: 0 E: 0 K: 1 S: 5 H: 0 LOB: 1 BB: 1 P: 9	1B: 8 2B: 2 3B: 0 HR: 2 SF: 0 SAC: 2 DP: 0 HBP: 0						

PITCHER	IP	WLS	BF	H	R	ER	SO	BB	IBB	HBP	BLK	WP	HR	S	P	ERA	WHIP
Wayne Twitchell, R (1, 1) ERA: 4.94	5.0	L	25	7	6	6	5	3	0	0	0	1	1	32	44	10.80	2.000
Don Stanhouse, R (6, 1) ERA: 4.2	2.0		11	4	1	1	2	2	0	0	0	0	0	13	21	4.50	3.000
Will McEnaney, L (8, 1) ERA: 4.14	2.0		8	1	1	1	2	1	0	0	0	0	1	11	15	4.50	1.000

PITCHER	IP	WLS	BF	H	R	ER	SO	BB	IBB	HBP	BLK	WP	HR	S	P	ERA	WHIP

TOP

Philadelphia Phillies @ Montreal Expos

Olympic Stadium, Montreal, QB

Thu Aug 18 1977, 7:05 PM EDT

Att. 18,296 - Unknown

livebaseballscorecards.com

AB	36
R	8
H	12
RBI	8
BB	6
SO	9
LOB	18

Batter	1	2	3	4	5	6	7	8	9	AB	R	H	RBI	BB	SO	LOB
Dave Cash, R (1, 4) OBP: 0.343, SLG: 0.350	BBBB 4-0 S HR BB	x 0-0 ③ FC6 1-2f			x 0-0 FC5-4 1B			x 0-0 ① G3		3	1	1	0	1	0	1
Warren Cromartie, L (1, 7) OBP: 0.325, SLG: 0.404	BBBBB 4-0 1-2 HR BB		x 0-0 ① G3		x 0-0 ② F7			x 0-0 ② F9		3	1	0	0	1	0	1
Andre Dawson, R (1, 8) OBP: 0.327, SLG: 0.485	x 0-0 1-H 2-H HR		SSS 0-3 ② K		x 0-0 ③ FC5-4 1-2f			SSS 0-3 ③ K		4	1	1	3	0	2	1
Tony Perez, R (1, 3) OBP: 0.352, SLG: 0.432	x 0-0 ① L9		x 0-0 ③ F8			x 0-0 ① F7			x 0-0 1B	4	0	1	0	0	0	0
Gary Carter, R (1, 2) OBP: 0.340, SLG: 0.496	x 0-0 ② F8			x 0-0 ① 5-3		SSS 0-3 ② K			x 0-0 ① F7	4	0	0	0	0	1	1
Del Unser, L (1, 9) OBP: 0.341, SLG: 0.454	x 0-0 ③ 1-3			BBBB 4-0 CS BB		x 0-0 ③ F8			x 0-0 ② F7	3	0	0	0	1	0	1
Larry Parrish, R (1, 5) OBP: 0.316, SLG: 0.395		SSS 0-3 ① K		x 0-0 ② FC6-4 1-2			SSS 0-3 ① K		x 0-0 ③ 5-3	4	0	1	0	0	2	1
Chris Speier, R (1, 6) OBP: 0.320, SLG: 0.338		SSS 0-3 ② K		x 0-0 ③ FC6-4 1-2f			SSS 0-3 ② K			3	0	0	0	0	2	1
Wayne Twitchell, R (1, 1) OBP: 0.235, SLG: 0.194		x 0-0 FC6 1B			SSS 0-3 ① K		x 0-0 ③ 6-3			1	0	1	0	0	0	0
Pepe Frias, R (5, PH) OBP: 0.231, SLG: 0.250										1	0	0	0	0	1	0
Don Stanhouse, R (6, 1) OBP: 0.225, SLG: 0.282										0	0	0	0	0	0	0
Tim Blackwell, S (7, PH) OBP: 0.222, SLG: 0.188										1	0	0	0	0	0	0
Will McEnaney, L (8, 1)										0	0	0	0	0	0	0
Inning Stats	R: 3 H: 1 E: 0 LOB: 0 K: 0 BB: 2 S: 4 P: 12	R: 0 H: 1 E: 0 LOB: 1 K: 2 BB: 0 S: 8 P: 8	R: 0 H: 0 E: 0 LOB: 0 K: 1 BB: 0 S: 5 P: 5	R: 0 H: 1 E: 0 LOB: 1 K: 0 BB: 1 S: 3 P: 7	R: 0 H: 1 E: 0 LOB: 1 K: 1 BB: 0 S: 6 P: 6	R: 0 H: 0 E: 0 LOB: 0 K: 1 BB: 0 S: 5 P: 5	R: 0 H: 0 E: 0 LOB: 0 K: 2 BB: 0 S: 7 P: 7	R: 0 H: 0 E: 0 LOB: 0 K: 1 BB: 0 S: 5 P: 5	R: 0 H: 1 E: 0 LOB: 1 K: 0 BB: 0 S: 4 P: 4	1B: 4 SF: 0 2B: 0 SAC: 0 3B: 0 DP: 0 HR: 1 HBP: 0						

PITCHER		IP	WLS	BF	H	R	ER	SO	BB	IBB	HBP	BLK	WP	HR	S	P	ERA	WHIP
Jim Lonborg, R ERA: 3.58	(1, 1)	9.0	W	34	5	3	3	8	3	0	0	0	0	1	47	59	3.00	0.889

PITCHER	IP	WLS	BF	H	R	ER	SO	BB	IBB	HBP	BLK	WP	HR	S	P	ERA	WHIP

BOTTOM

Philadelphia Phillies @ Montreal Expos

Olympic Stadium, Montreal, QB

Thu Aug 18 1977, 7:05 PM EDT

Att. 18,296 - Unknown

livebaseballscorecards.com

AB	31
R	3
H	5
RBI	3
BB	3
SO	8
LOB	7

WP: 0	PA: 34		
PB: 0			
SB: 1			
CS: 1			

Batter	1	2	3	4	5	6	7	8	9	AB	R	H	RBI	BB	SO	LOB
Rowland Office, L (1, 8) OBP: 0.296, SLG: 0.312	4-3		P3		1-2 2B 1B	F9			2-3	5	1	1	0	0	0	2
Junior Moore, R (1, 5) OBP: 0.314, SLG: 0.316	4-3		2-H 1B		P3		5-3			4	0	1	1	0	0	2
Jeff Burroughs, R (1, 9) OBP: 0.375, SLG: 0.527	2B		F4		1-H 2-H 2B		1-3			4	0	2	2	0	0	1
Willie Montanez, L (1, 3) OBP: 0.329, SLG: 0.470	F7			1-3	F4		G3			4	0	0	0	0	0	2
Gary Matthews, R (1, 7) OBP: 0.352, SLG: 0.431		K		1B 1B		K		K		4	0	1	0	0	3	0
Biff Pocoroba, S (1, 2) OBP: 0.375, SLG: 0.414		6-3		G4-3 1-2 1B		1B 1B 1B		K		4	1	2	0	0	1	0
Rod Gilbreath, R (1, 4) OBP: 0.317, SLG: 0.339		5-3		1-2f G4-3		1B 1-2 5-3 1B		6-3		4	1	1	0	0	0	2
Pat Rockett, R (1, 6) OBP: 0.321, SLG: 0.281			1B SH1-4 1B		F9	1-3 2-H 5-3 1B			F7	4	1	2	1	0	0	0
Phil Niekro, R (1, 1) OBP: 0.172, SLG: 0.176			1-2 SH1-4		1B 2B 1B	1-2 3-H 5-3			5-3	3	1	1	1	0	0	1
Inning Stats	R: 0 E: 0 K: 0 S: 4 H: 1 LOB: 1 BB: 0 P: 4	R: 0 E: 0 K: 1 S: 5 H: 0 LOB: 0 BB: 0 P: 5	R: 1 E: 0 K: 0 S: 5 H: 2 LOB: 0 BB: 0 P: 5	R: 0 E: 0 K: 0 S: 4 H: 2 LOB: 1 BB: 0 P: 4	R: 2 E: 0 K: 0 S: 6 H: 3 LOB: 1 BB: 0 P: 6	R: 2 E: 0 K: 1 S: 8 H: 3 LOB: 1 BB: 0 P: 8	R: 0 E: 0 K: 0 S: 3 H: 0 LOB: 0 BB: 0 P: 3	R: 0 E: 0 K: 2 S: 7 H: 0 LOB: 0 BB: 0 P: 7	R: 0 E: 0 K: 0 S: 3 H: 0 LOB: 0 BB: 0 P: 3	1B: 9 2B: 2 3B: 0 HR: 0 SF: 0 SAC: 1 DP: 1 HBP: 0							

TOP

Atlanta Braves @ Montreal Expos

Olympic Stadium, Montreal, QB

Fri Aug 19 1977, 7:05 PM EDT
Att. 26,433 - Unknown

livebaseballscorecards.com

AB	36
R	5
H	11
RBI	5
BB	0
SO	4
LOB	10

PITCHER		IP	WLS	BF	H	R	ER	SO	BB	IBB	HBP	BLK	WP	HR	S	P	ERA	WHIP
Steve Rogers, R ERA: 2.93	(1, 1)	7.0	L	31	11	5	5	2	0	0	0	0	0	0	35	35	6.43	1.571
Bill Atkinson, R ERA: 3.76	(8, 1)	2.0		6	0	0	0	2	0	0	0	0	0	0	10	10	0.00	0.000

PITCHER		IP	WLS	BF	H	R	ER	SO	BB	IBB	HBP	BLK	WP	HR	S	P	ERA	WHIP

WP: 0 PB: 0 SB: 0 CS: 0 PA: 37

Atlanta Braves @ Montreal Expos

Olympic Stadium, Montreal, QB

Fri Aug 19 1977, 7:05 PM EDT

Att. 26,433 - Unknown

BOTTOM

Batter	1	2	3	4	5	6	7	8	9	AB	R	H	RBI	BB	SO	LOB
Dave Cash, R (1, 4) OBP: 0.344, SLG: 0.352	F9		2B		FC1-6 1B		K		5-3	5	0	2	2	0	1	2
Warren Cromartie, L (1, 7) OBP: 0.322, SLG: 0.401	K		F7		FC1-6 1B		F6			4	0	0	0	0	1	3
Andre Dawson, R (1, 8) OBP: 0.327, SLG: 0.483	1-3			F8	1B			F7		4	0	1	0	0	0	0
Tony Perez, R (1, 3) OBP: 0.353, SLG: 0.430		K		2B WP BB	1-3			BB		2	1	0	0	2	1	2
Gary Carter, R (1, 2) OBP: 0.340, SLG: 0.492		F4		F5		K		G6-3		3	0	0	0	1	1	1
Del Unser, L (1, 9) OBP: 0.339, SLG: 0.455		F7		WP 2B		F7		G6-3		4	0	1	0	0	0	2
Larry Parrish, R (1, 5) OBP: 0.318, SLG: 0.394			BB	P3		K			FC6-4 1B	3	0	1	0	1	1	1
Chris Speier, R (1, 6) OBP: 0.322, SLG: 0.341			FC5-4		1B 2B		BB		FC6-4	3	2	1	0	1	0	2
Steve Rogers, R (1, 1) OBP: 0.143, SLG: 0.096			SH1-4		F9		K		FC5-4	1	0	0	0	0	0	1
Jose Morales, R (7, PH) OBP: 0.238, SLG: 0.298										1	0	0	0	0	1	1
Bill Atkinson, L (8, 1) OBP: 0.200, SLG: 0.200										0	0	0	0	0	0	0
Pete Mackanin, R (9, PH) OBP: 0.263, SLG: 0.306										1	0	0	0	0	0	1
Inning Stats	R: 0 E: 0 K: 1 S: 5 H: 0 LOB: 0 BB: 0 P: 5	R: 0 E: 0 K: 1 S: 5 H: 0 LOB: 0 BB: 0 P: 5	R: 1 E: 0 K: 0 S: 4 H: 1 LOB: 1 BB: 1 P: 8	R: 1 E: 0 K: 0 S: 4 H: 1 LOB: 1 BB: 1 P: 8	R: 1 E: 0 K: 0 S: 6 H: 3 LOB: 2 BB: 0 P: 6	R: 0 E: 0 K: 2 S: 7 H: 0 LOB: 0 BB: 0 P: 7	R: 0 E: 0 K: 2 S: 7 H: 0 LOB: 1 BB: 1 P: 11	R: 0 E: 0 K: 0 S: 2 H: 0 LOB: 1 BB: 2 P: 10	R: 0 E: 0 K: 0 S: 4 H: 1 LOB: 1 BB: 0 P: 4	1B: 3 2B: 3 3B: 0 HR: 0	SF: 0 SAC: 1 DP: 1 HBP: 0					

livebaseballscorecards.com

AB	31
R	3
H	6
RBI	2
BB	5
SO	6
LOB	16

WP: 1 PB: 0 SB: 0 CS: 0 PA: 37

PITCHER	IP	WLS	BF	H	R	ER	SO	BB	IBB	HBP	BLK	WP	HR	S	P	ERA	WHIP
Phil Niekro, R (1, 1) ERA: 4.09	9.0	W	37	6	3	3	6	5	0	0	0	1	0	44	64	3.00	1.222

PITCHER	IP	WLS	BF	H	R	ER	SO	BB	IBB	HBP	BLK	WP	HR	S	P	ERA	WHIP

Atlanta Braves @ Montreal Expos

Olympic Stadium, Montreal, QB

Fri Aug 19 1977, 7:05 PM EDT

Att. 26,433 - Unknown

TOP

livebaseballscorecards.com

Batter	1	2	3	4	5	6	7	8	9	AB	R	H	RBI	BB	SO	LOB
Rowland Office, L (1, 8) OBP: 0.295, SLG: 0.308	S S S 0-3 ① K		B B B B 4-0 BB BB	S S S 0-3 ③ K		x 0-0 ③ F8			x 0-0 ② F7	4	0	0	0	1	2	4
Junior Moore, R (1, 5) OBP: 0.313, SLG: 0.312	x 0-0 ② P1		B B B B 4-0 1-2 BB		x 0-0 ① F8		x 0-0 ① F8		x 0-0 ③ 6-3	4	0	0	0	1	0	0
Jeff Burroughs, R (1, 9) OBP: 0.376, SLG: 0.526	x 0-0 1B		S S S 0-3 ② K		B B B B 4-0 G4-3 BB		x 0-0 ② P3			3	0	1	0	1	1	2
Willie Montanez, L (1, 3) OBP: 0.326, SLG: 0.465	x 0-0 ③ F7		x 0-0 ③ F7		x 0-0 ② ③ G4-3 1-2f		x 0-0 ③ F7			4	0	0	0	0	0	4
Gary Matthews, R (1, 7) OBP: 0.351, SLG: 0.428		x 0-0 ① G3		x 0-0 ① 5-3		x 0-0 ① P4		B B B B 4-0 L3-6 1B BB		3	0	0	0	1	0	0
Joe Nolan, L (1, 2) OBP: 0.435, SLG: 0.481		B B B B 4-0 S BB		B B B B 4-0 2B 2B BB		x 0-0 BB WP FC3-2 1B		x 0-0 1-2 1B		2	1	2	0	2	0	0
Rod Gilbreath, R (1, 4) OBP: 0.319, SLG: 0.342		x 0-0 ② P6 1-2		x 0-0 1-3 2B 2B		B B B B 4-0 FC3-2 BB 1-2 BB		x 0-0 ① ② L3-6 2-3		3	1	1	0	1	0	3
Pat Rockett, R (1, 6) OBP: 0.326, SLG: 0.290		x 0-0 ③ 5-3		x 0-0 2-H 3-H 2B		B B B B 4-0 FC3-2 1-2 2-3 BB		S S S 0-3 ③ K		3	0	1	2	1	1	2
Eddie Solomon, R (1, 1) OBP: 0.235, SLG: 0.133		x 0-0 ① 1-3		x 0-0 ② 6-3		x 0-0 ② FC3-2 1-2 2-3 3-Hf			S S S 0-3 ① K	2	0	0	0	0	0	1
Dave Campbell, R (5, 1)										0	0	0	0	0	0	0
Brian Asselstine, L (6, PH) OBP: 0.260, SLG: 0.333										1	0	0	0	0	0	3
Steve Hargan, R (6, 1)										0	0	0	0	0	0	0
Biff Pocoroba, S (9, PH) OBP: 0.374, SLG: 0.413										1	0	0	0	0	1	0

Inning Stats	1	2	3	4	5	6	7	8	9
	R: 0 E: 0 K: 1 S: 6	R: 0 E: 0 K: 0 S: 3	R: 0 E: 0 K: 1 S: 5	R: 2 E: 0 K: 1 S: 7	R: 0 E: 0 K: 0 S: 2	R: 0 E: 0 K: 0 S: 4	R: 0 E: 0 K: 0 S: 3	R: 0 E: 0 K: 1 S: 5	R: 0 E: 0 K: 1 S: 5
	H: 1 LOB: 1 BB: 0 P: 6	H: 0 LOB: 1 BB: 1 P: 7	H: 0 LOB: 2 BB: 2 P: 13	H: 2 LOB: 1 BB: 1 P: 11	H: 0 LOB: 0 BB: 1 P: 6	H: 1 LOB: 3 BB: 2 P: 12	H: 0 LOB: 0 BB: 0 P: 3	H: 1 LOB: 1 BB: 1 P: 9	H: 0 LOB: 0 BB: 0 P: 5

AB	30
R	2
H	5
RBI	2
BB	8
SO	5
LOB	19

1B: 3	SF: 0	WP: 1	PA: 38
2B: 3	SAC: 0	PB: 0	
3B: 0	DP: 2	SB: 1	
HR: 0	HBP: 0	CS: 0	

PITCHER		IP	WLS	BF	H	R	ER	SO	BB	IBB	HBP	BLK	WP	HR	S	P	ERA	WHIP
Fred Holdsworth, R ERA: 4.03	(1, 1)	5.0	W	22	3	2	2	3	5	0	0	0	0	0	23	43	3.60	1.600
Santo Alcala, R ERA: 5.22	(6, 1)	4.0	S	16	2	0	0	2	3	0	0	0	1	0	17	29	0.00	1.250

PITCHER	IP	WLS	BF	H	R	ER	SO	BB	IBB	HBP	BLK	WP	HR	S	P	ERA	WHIP

Atlanta Braves @ Montreal Expos

Olympic Stadium, Montreal, QB

Fri Aug 19 1977, 7:05 PM EDT

Att. 26,433 - Unknown

livebaseballscorecards.com

Batter	1	2	3	4	5	6	7	8	9	AB	R	H	RBI	BB	SO	LOB
Dave Cash, R (1, 4) OBP: 0.344, SLG: 0.355	K		K		1B 2B	WP 1B		4-3		5	1	2	0	0	2	1
Warren Cromartie, L (1, 7) OBP: 0.321, SLG: 0.401	6-3		F7		P3	1-3		2B		5	0	1	1	0	0	3
Andre Dawson, R (1, 8) OBP: 0.328, SLG: 0.479	6-3			F9	1B HBP		S BLK 3B BB	K		3	2	0	0	1	1	1
Tony Perez, R (1, 3) OBP: 0.354, SLG: 0.430		E5 E		BB 1B	BB 1B		F7			4	1	2	3	0	0	1
Sam Mejias, R (9, 9) OBP: 0.308, SLG: 0.492										0	0	0	0	0	0	0
Gary Carter, R (1, 2) OBP: 0.343, SLG: 0.497		K		BB	BB		SH4-3 3B			2	1	1	1	2	1	1
Del Unser, L (1, 9) OBP: 0.339, SLG: 0.453 (9, 3)		E1		K	1B		SH4-3			3	0	1	2	0	1	3
Larry Parrish, R (1, 5) OBP: 0.314, SLG: 0.389		F8		F9	P3		5-3			4	0	0	0	0	0	6
Chris Speier, R (1, 6) OBP: 0.321, SLG: 0.338		F8			E6 2B 1B	4-3		4-3 SH3-4 2B BB		3	2	0	0	1	0	2
Fred Holdsworth, R (1, 1)			K		P4	F9		SH3-4		1	0	0	0	0	1	0
Jose Morales, R (5, PH) OBP: 0.234, SLG: 0.293										1	0	0	0	0	0	1
Santo Alcala, R (6, 1) OBP: 0.080, SLG: 0.200										1	0	0	0	0	0	0
Inning Stats	R: 0 E: 0 K: 1 S: 5 H: 0 LOB: 0 BB: 0 P: 5	R: 0 E: 2 K: 1 S: 7 H: 0 LOB: 2 BB: 0 P: 7	R: 0 E: 0 K: 2 S: 7 H: 0 LOB: 0 BB: 0 P: 7	R: 0 E: 0 K: 1 S: 6 H: 1 LOB: 2 BB: 1 P: 10	R: 4 E: 1 K: 0 S: 7 H: 3 LOB: 2 BB: 1 P: 12	R: 0 E: 0 K: 0 S: 4 H: 1 LOB: 1 BB: 0 P: 4	R: 2 E: 0 K: 0 S: 4 H: 1 LOB: 0 BB: 1 P: 8	R: 1 E: 0 K: 1 S: 6 H: 1 LOB: 1 BB: 1 P: 10		1B: 4 2B: 2 3B: 1 HR: 0	SF: 0 SAC: 2 DP: 0 HBP: 1			WP: 1 PB: 0 SB: 1 CS: 0	PA: 39		

BOTTOM

AB	32
R	7
H	7
RBI	7
BB	4
SO	6
LOB	19

PITCHER		IP	WLS	BF	H	R	ER	SO	BB	IBB	HBP	BLK	WP	HR	S	P	ERA	WHIP
Eddie Solomon, R ERA: 3.86	(1, 1)	4.2	L	24	4	4	0	5	2	0	1	0	0	0	31	40	0.00	1.286
Dave Campbell, R ERA: 3.81	(5, 1)	0.1		1	0	0	0	0	0	0	0	0	0	0	1	1	0.00	0.000
Steve Hargan, R ERA: 6.63	(6, 1)	3.0		14	3	3	3	1	2	0	0	1	1	0	14	22	9.00	1.667

PITCHER	IP	WLS	BF	H	R	ER	SO	BB	IBB	HBP	BLK	WP	HR	S	P	ERA	WHIP

Batter	1	2	3	4	5	6	7	8	9	AB	R	H	RBI	BB	SO	LOB
Gary Matthews, R (1, 7) OBP: 0.354, SLG: 0.432	0-0 6-3 SF7 2B		0-0 P3		0-0 1-2 1B			0-0 G6-4-3 1B	0-0 4-3	5	1	3	0	0	0	2
Rowland Office, L (1, 8) OBP: 0.292, SLG: 0.304	0-0 6-3 2-3		0-0 F8		0-0 G3			0-0 G6-4-3 1-2f		4	0	0	0	0	0	4
Jeff Burroughs, R (1, 9) OBP: 0.373, SLG: 0.522	0-0 SF7 3-H			0-0 5-3		0-0 P4		S S S 0-3 K		3	0	0	1	0	1	0
Willie Montanez, L (1, 3) OBP: 0.323, SLG: 0.461	0-0 F9			0-0 F7		0-0 1-3			0-0 F8	4	0	0	0	0	0	0
Biff Pocoroba, S (1, 2) OBP: 0.382, SLG: 0.423		0-0 CS 1B		0-0 2B		B B B B 4-0 BB			0-0 1B 2B 1B	3	1	3	0	1	0	0
Junior Moore, R (1, 5) OBP: 0.312, SLG: 0.311		0-0 1-2 1B		0-0 4-3		0-0 5-3			0-0 P6	4	0	1	0	0	0	3
Rod Gilbreath, R (1, 4) OBP: 0.318, SLG: 0.341		0-0 F9			0-0 F8		0-0 5-3		0-0 1-2 2B 1B	4	1	1	0	0	0	1
Pat Rockett, R (1, 6) OBP: 0.324, SLG: 0.296		0-0 1-3			S S S 0-3 K		0-0 F8		0-0 1-H 2-H 2B	4	0	1	2	0	1	1
Buzz Capra, R (1, 1) OBP: 0.194, SLG: 0.107			0-0 P6		0-0 1B 1B		0-0 4-3		B B B B 4-0 BB	1	0	0	0	0	0	0
Tom Paciorek, R (5, PH) OBP: 0.270, SLG: 0.367										1	0	1	0	0	0	0
Don Collins, R (5, 1)										0	0	0	0	0	0	0
Mike Davey, R (6, 1)										0	0	0	0	0	0	0
Brian Asselstine, L (7, PH) OBP: 0.256, SLG: 0.329										1	0	0	0	0	0	0
Duane Theiss, R (7, 1)										0	0	0	0	0	0	0
Joe Nolan, L (9, PH) OBP: 0.444, SLG: 0.481										0	0	0	0	1	0	0
Jerry Royster, R (9, PR) OBP: 0.274, SLG: 0.262										0	0	0	0	0	0	0
Inning Stats	R: 1 E: 0 K: 0 S: 4 H: 1 LOB: 0 BB: 0 P: 4	R: 0 E: 0 K: 0 S: 4 H: 2 LOB: 1 BB: 0 P: 4	R: 0 E: 0 K: 0 S: 3 H: 0 LOB: 0 BB: 0 P: 3	R: 0 E: 0 K: 0 S: 4 H: 1 LOB: 1 BB: 0 P: 4	R: 0 E: 0 K: 1 S: 7 H: 2 LOB: 2 BB: 0 P: 7	R: 0 E: 0 K: 0 S: 3 H: 0 LOB: 1 BB: 1 P: 7	R: 0 E: 0 K: 0 S: 3 H: 0 LOB: 0 BB: 0 P: 3	R: 0 E: 0 K: 1 S: 5 H: 1 LOB: 0 BB: 0 P: 5	R: 2 E: 0 K: 0 S: 6 H: 3 LOB: 2 BB: 1 P: 10	1B: 7 2B: 3 3B: 0 HR: 0 SF: 1 SAC: 0 DP: 1 HBP: 0						

PITCHER		IP	WLS	BF	H	R	ER	SO	BB	IBB	HBP	BLK	WP	HR	S	P	ERA	WHIP
Jackie Brown, R ERA: 4.15	(1, 1)	8.2	W	36	10	3	3	2	2	0	0	0	0	0	38	46	3.12	1.385
Joe Kerrigan, R ERA: 3.19	(9, 1)	0.1	S	1	0	0	0	0	0	0	0	0	0	0	1	1	0.00	0.000

PITCHER	IP	WLS	BF	H	R	ER	SO	BB	IBB	HBP	BLK	WP	HR	S	P	ERA	WHIP

TOP

Atlanta Braves @ Montreal Expos

Olympic Stadium, Montreal, QB

Sat Aug 20 1977, 7:05 PM EDT

Att. 18,535 - Unknown

livebaseballscorecards.com

AB	34
R	3
H	10
RBI	3
BB	2
SO	2
LOB	11

WP: 0 PB: 0 SB: 0 CS: 1 PA: 37

Atlanta Braves @ Montreal Expos

Olympic Stadium, Montreal, QB

Sat Aug 20 1977, 7:05 PM EDT

Att. 18,535 - Unknown

livebaseballscorecards.com

BOTTOM

Batter	1	2	3	4	5	6	7	8	9	AB	R	H	RBI	BB	SO	LOB
Dave Cash, R (1, 4) OBP: 0.345, SLG: 0.353	5-3		4-3	P3		IBB		BB		3	0	0	0	2	0	1
Warren Cromartie, L (1, 7) OBP: 0.324, SLG: 0.400	E S 1B		HR BB		G6-4-3 BB	K		G4-6-3 1-2f		3	1	1	0	2	1	4
Andre Dawson, R (1, 8) OBP: 0.326, SLG: 0.475	K 1-3		P6		F7	1B SF7 1B		K		5	1	1	0	0	2	3
Tony Perez, R (1, 3) OBP: 0.354, SLG: 0.436	K		1-H HR		G6-4-3 1-2f		P4			4	1	1	2	0	1	3
Gary Carter, R (1, 2) OBP: 0.345, SLG: 0.500		P3	6-3			1B 2B	1B 1B 1-2 1B			4	1	2	0	0	0	0
Pepe Frias, R (7, PR) OBP: 0.231, SLG: 0.250										0	0	0	0	0	0	0
Tim Blackwell, S (8, 2) OBP: 0.222, SLG: 0.188										0	0	0	0	0	0	0
Del Unser, L (1, 9) OBP: 0.342, SLG: 0.468		P5		HR		F8	1B 1-2 2-3 1B			4	1	2	1	0	0	1
Larry Parrish, R (1, 5) OBP: 0.316, SLG: 0.391		2B 1B		1-3		SH5-4 BB 2-H 1B	SF7 3-H			3	1	2	2	0	0	0
Chris Speier, R (1, 6) OBP: 0.327, SLG: 0.348		1-H 2B		2B		SH5-4 1-2 BB	FC6 1-2 2-3 1B			3	0	3	1	1	0	0
Jackie Brown, R (1, 1) OBP: 0.157, SLG: 0.140		K		5-3		SH5-4 1-2 2-3	FC6 1-2f			3	0	0	0	0	1	5
Joe Kerrigan, R (9, 1)										0	0	0	0	0	0	0
Inning Stats	R: 0 E: 0 K: 2 S: 8 H: 1 LOB: 1 BB: 0 P: 8	R: 1 E: 0 K: 1 S: 7 H: 2 LOB: 1 BB: 0 P: 7	R: 2 E: 0 K: 0 S: 4 H: 1 LOB: 0 BB: 1 P: 8	R: 1 E: 0 K: 0 S: 5 H: 2 LOB: 1 BB: 0 P: 5	R: 0 E: 0 K: 0 S: 2 H: 0 LOB: 0 BB: 1 P: 6	R: 1 E: 0 K: 1 S: 7 H: 2 LOB: 3 BB: 2 P: 15	R: 1 E: 0 K: 0 S: 7 H: 4 LOB: 3 BB: 0 P: 7	R: 0 E: 0 K: 1 S: 4 H: 0 LOB: 0 BB: 1 P: 8		1B: 7 2B: 3 3B: 0 HR: 2	SF: 1 SAC: 1 DP: 2 HBP: 0				WP: 0 PB: 0 SB: 1 CS: 0	PA: 39	

PITCHER		IP	WLS	BF	H	R	ER	SO	BB	IBB	HBP	BLK	WP	HR	S	P	ERA	WHIP
Buzz Capra, R ERA: 5.64	(1, 1)	4.0	L	19	6	4	4	3	1	0	0	0	0	2	24	28	9.00	1.750
Don Collins, L ERA: 4.95	(5, 1)	1.1		7	2	1	1	0	2	0	0	0	0	0	5	13	6.75	3.000
Mike Davey, L ERA: 5.4	(6, 1)	0.2		3	0	0	0	1	0	1	0	0	0	0	4	8	0.00	0.000
Duane Theiss, R ERA: 3.68	(7, 1)	2.0		10	4	1	1	1	1	0	0	0	0	0	11	15	4.50	2.500

PITCHER	IP	WLS	BF	H	R	ER	SO	BB	IBB	HBP	BLK	WP	HR	S	P	ERA	WHIP

AB	32
R	6
H	12
RBI	6
BB	5
SO	5
LOB	17

Atlanta Braves @ Montreal Expos

Olympic Stadium, Montreal, QB

Sun Aug 21 1977, 3:33 AM EDT

Att. 2,539 - Unknown

TOP

livebaseballscorecards.com

Batter	1	2	3	4	5	6	7	8	9	AB	R	H	RBI	BB	SO	LOB
Gary Matthews, R (1, 7) OBP: 0.355, SLG: 0.436	B B B B 4-0 BB HR BB	x 0-0 2-H 3B		x 0-0 ③ FC6-4 1-2f			x 0-0 ②③ G4-6-3 1-2f			3	1	1	1	1	0	2
Rod Gilbreath, R (1, 4) OBP: 0.317, SLG: 0.338	B B B B 4-0 1-2 HR BB	x 0-0 ② F5			S S S 0-3 ① K			x 0-0 ① 6-3		3	1	0	0	1	1	1
Jeff Burroughs, R (1, 9) OBP: 0.372, SLG: 0.527	x 0-0 1-H 2-H HR	x 0-0 ③ F4			x 0-0 ② L8			x 0-0 ② F8		4	1	1	3	0	0	1
Willie Montanez, L (1, 3) OBP: 0.322, SLG: 0.461	x 0-0 ① L7		x 0-0 ① 4-3		x 0-0 ③ 6-3			x 0-0 2B		4	0	1	0	0	0	0
Biff Pocoroba, S (1, 2) OBP: 0.383, SLG: 0.424	x 0-0 4-3 WP 1B		x 0-0 CS 1B		S S S 0-3 ① K			x 0-0 ③ 4-3		4	0	2	0	0	1	1
Junior Moore, R (1, 5) OBP: 0.311, SLG: 0.307	x 0-0 ② 4-3 1-3		x 0-0 ②③ 6-3 1-2		x 0-0 ② 5-3				B B B B 4-0 G4-6-3 BB	3	0	0	0	1	0	2
Rowland Office, L (1, 8) OBP: 0.288, SLG: 0.301	x 0-0 ③ G3		x 0-0 ① 3-1		x 0-0 ③ 6-3				x 0-0 ①② G4-6-3 1-2f	4	0	0	0	0	0	2
Pat Rockett, R (1, 6) OBP: 0.329, SLG: 0.297		B B B B 4-0 SH2-4 3B BB	x 0-0 FC1-6 1B				x 0-0 ① 4-3		x 0-0 ③ 5-3	3	1	1	0	1	0	0
Dick Ruthven, R (1, 1) OBP: 0.303, SLG: 0.452 Brian Asselstine, L (7, PH) OBP: 0.266, SLG: 0.329 Duane Theiss, R (7, 1)		x 0-0 ① SH2-4 1-2	x 0-0 ② FC1-6 FC6-4 1-2f				B B B B 4-0 G4-6-3 BB			1 0 0	0 0 0	0 0 0	0 0 0	0 1 0	0 0 0	1 0 0

Inning Stats	1	2	3	4	5	6	7	8	9
	R: 3 E: 0 K: 0 S: 5	H: 2 LOB: 1 BB: 2 P: 13	R: 1 E: 0 K: 0 S: 4	H: 1 LOB: 1 BB: 1 P: 8	R: 0 E: 0 K: 0 S: 3	H: 1 LOB: 0 BB: 0 P: 3	R: 0 E: 0 K: 0 S: 4	H: 1 LOB: 1 BB: 0 P: 4	R: 0 E: 0 K: 1 S: 5	H: 0 LOB: 0 BB: 0 P: 5	R: 0 E: 0 K: 1 S: 5	H: 0 LOB: 0 BB: 0 P: 5	R: 0 E: 0 K: 0 S: 2	H: 0 LOB: 0 BB: 1 P: 6	R: 0 E: 0 K: 0 S: 4	H: 1 LOB: 1 BB: 0 P: 4	R: 0 E: 0 K: 0 S: 2	H: 0 LOB: 0 BB: 1 P: 6

	AB	29
	R	4
	H	6
	RBI	4
	BB	5
	SO	2
	LOB	10

	1B: 3	SF: 0	WP: 1	PA: 35
	2B: 1	SAC: 1	PB: 0	
	3B: 1	DP: 2	SB: 0	
	HR: 1	HBP: 0	CS: 1	

PITCHER		IP	WLS	BF	H	R	ER	SO	BB	IBB	HBP	BLK	WP	HR	S	P	ERA	WHIP
Stan Bahnsen, R ERA: 4.99	(1, 1)	3.2		18	5	4	4	0	3	0	0	0	1	1	15	27	9.82	2.182
Don Stanhouse, R ERA: 4.03	(4, 1)	5.1	W	17	1	0	0	2	2	0	0	0	0	0	19	27	0.00	0.562

PITCHER	IP	WLS	BF	H	R	ER	SO	BB	IBB	HBP	BLK	WP	HR	S	P	ERA	WHIP

Atlanta Braves @ Montreal Expos

Olympic Stadium, Montreal, QB

Sun Aug 21 1977, 3:33 AM EDT

Att. 2,539 - Unknown

livebaseballscorecards.com

BOTTOM

Batter	1	2	3	4	5	6	7	8	9	AB	R	H	RBI	BB	SO	LOB
Dave Cash, R (1, 4) OBP: 0.349, SLG: 0.365	0-0 1B 3B	0-0 ① L9		0-0 2B 3-H 2B		0-0 HR 1B	0-0 2-H 2B			5	3	4	2	0	0	0
Pepe Frias, R (7, PR) (8, 4) OBP: 0.231, SLG: 0.250										0	0	0	0	0	0	0
Warren Cromartie, L (1, 7) OBP: 0.321, SLG: 0.396	0-0 ① G3	0-0 ② 4-3		SSS 0-3 ② K		0-0 ① F6	0-0 ③ 3-1			5	0	0	0	0	1	4
Del Unser, L (1, 9) OBP: 0.347, SLG: 0.489	0-0 BB 6-3 E 3-H 1B	0-0 ③ G3		0-0 2-H 2B		0-0 1-H HR		0-0 ① F5		5	2	3	4	0	0	0
Tony Perez, R (1, 3) OBP: 0.356, SLG: 0.435	0-0 ② 6-3 1-2		BBBB 4-0 FC5-4 BB	I I I 4-0 IBB		0-0 E5 1B 1B		0-0 ② 6-3		3	1	1	0	2	0	1
Gary Carter, R (1, 2) OBP: 0.346, SLG: 0.500	0-0 E BB 1B 1B		0-0 ① FC5-4 5-3 1-2f	0-0 ③ 5-3		0-0 ② 2-H 1B		0-0 ③ 5-3		4	1	2	1	0	0	3
Tim Blackwell, S (7, 2) OBP: 0.211, SLG: 0.176										1	0	0	0	0	0	0
Larry Parrish, R (1, 5) OBP: 0.319, SLG: 0.389	BBBB 4-0 E 1B 1-2 2-3 BB		0-0 ② 5-3 1-2		BBBB 4-0 6-3 SH1-4 BB	0-0 ③ 6-3				2	1	0	0	2	0	1
Sam Mejias, R (1, 8) OBP: 0.294, SLG: 0.470	0-0 E5 1B 1-2 2-3 3-H		0-0 ③ P3	0-0 ① SH1-4 1-2		SSS 0-3 ① K				3	0	0	0	0	1	3
Chris Speier, R (1, 6) OBP: 0.331, SLG: 0.355	0-0 1-2 2-H 3-H 1B			0-0 2B 3B		0-0 ② 6-3 2-3	BBBB 4-0 SH1-3 2B BB			3	2	2	2	1	0	1
Stan Bahnsen, R (1, 1) OBP: 0.179, SLG: 0.167	SSS 0-3 ③ K			0-0 ① F4	SSS 0-3 ③ K		0-0 ② SH1-3 1-2			1	0	0	0	0	1	2
Don Stanhouse, R (4, 1) OBP: 0.214, SLG: 0.268										2	0	0	0	0	1	2
Inning Stats	R: 4 E: 1 K: 1 S: 10 H: 4 LOB: 2 BB: 1 P: 14	R: 0 E: 0 K: 0 S: 3 H: 0 LOB: 0 BB: 0 P: 3	R: 0 E: 0 K: 0 S: 3 H: 0 LOB: 1 BB: 1 P: 7	R: 2 E: 0 K: 1 S: 8 H: 3 LOB: 2 BB: 1 P: 12	R: 0 E: 0 K: 1 S: 5 H: 0 LOB: 1 BB: 1 P: 9	R: 3 E: 1 K: 0 S: 6 H: 4 LOB: 0 BB: 0 P: 6	R: 1 E: 0 K: 1 S: 6 H: 1 LOB: 1 BB: 1 P: 10	R: 0 E: 0 K: 0 S: 3 H: 0 LOB: 0 BB: 0 P: 3		1B: 6 2B: 3 3B: 2 HR: 1	SF: 0 SAC: 2 DP: 0 HBP: 0					

	AB	34
	R	10
	H	12
	RBI	9
	BB	5
	SO	4
	LOB	17

WP: 0 PB: 0 SB: 0 CS: 0 PA: 41

PITCHER	IP	WLS	BF	H	R	ER	SO	BB	IBB	HBP	BLK	WP	HR	S	P	ERA	WHIP
Dick Ruthven, R (1, 1) ERA: 4.04	6.0	L	33	11	9	5	3	3	1	0	0	0	1	35	51	7.50	2.333
Duane Theiss, R (7, 1) ERA: 3.86	2.0		8	1	1	1	1	1	0	0	0	0	0	9	13	4.50	1.000

PITCHER	IP	WLS	BF	H	R	ER	SO	BB	IBB	HBP	BLK	WP	HR	S	P	ERA	WHIP

Montreal Expos @ Cincinnati Reds

Riverfront Stadium, Cincinnati, OH

Mon Aug 22 1977, 7:05 PM EDT

Att. 29,768 - Unknown

TOP

livebaseballscorecards.com

Batter	1	2	3	4	5	6	7	8	9	AB	R	H	RBI	BB	SO	LOB
Dave Cash, R (1, 4) OBP: 0.351, SLG: 0.370	4-3		4-3		HR 1B	WP 1B 1-2 3-H			2B	5	1	3	1	0	0	0
Warren Cromartie, L (1, 7) OBP: 0.321, SLG: 0.402	1B		F8		1-H HR	6-3 1-2 2-3			5-3	5	1	2	2	0	0	3
Del Unser, L (1, 9) OBP: 0.340, SLG: 0.478	F9		4-3		P6	F8			K	5	0	0	0	0	1	4
Tony Perez, R (1, 3) OBP: 0.355, SLG: 0.432	L4			E 1B	5-3		6-3		5-3	5	0	1	0	0	0	2
Gary Carter, R (1, 2) OBP: 0.345, SLG: 0.496		K		F7		BBBB 4-0 SH 2B BB	F8			3	1	0	0	1	1	1
Larry Parrish, R (1, 5) OBP: 0.316, SLG: 0.385		K		E5 FC6-4 1-3		SH 2B 1-2 1B	6-3			3	1	0	0	0	1	1
Sam Mejias, R (1, 8) OBP: 0.319, SLG: 0.514		2B		F2		1B 1B 2B 1-3 2-H		G4-6-3 1B		4	1	3	1	0	0	2
Chris Speier, R (1, 6) OBP: 0.330, SLG: 0.352		IBB		FC6-4 1-2f		4-3		F8		3	0	0	0	1	0	5
Wayne Twitchell, R (1, 1) OBP: 0.237, SLG: 0.200		K			F8	WP 1B 2-3 3-H 1B		G4-6-3 1-2f		4	0	1	1	0	1	3
Joe Kerrigan, R (9, 1)										0	0	0	0	0	0	0

	AB	37
	R	5
	H	10
	RBI	5
	BB	2
	SO	4
	LOB	21

Inning Stats																								
	R: 0	H: 1	R: 0	H: 1	R: 0	H: 0	R: 0	H: 1	R: 2	H: 2	R: 3	H: 3	R: 0	H: 0	R: 0	H: 1	R: 0	H: 1	1B: 6	SF: 0	WP: 1	PA: 40
	E: 0	LOB: 1	E: 0	LOB: 2	E: 0	LOB: 0	E: 1	LOB: 2	E: 0	LOB: 0	E: 0	LOB: 2	E: 0	LOB: 0	E: 0	LOB: 0	E: 0	LOB: 1	2B: 3	SAC: 1	PB: 0	
	K: 0	BB: 0	K: 3	BB: 1	K: 0	BB: 0	K: 0	BB: 0	K: 0	BB: 0	K: 0	BB: 1	K: 0	BB: 0	K: 1	BB: 0	3B: 0	DP: 1	SB: 0	
	S: 4	P: 4	S: 10	P: 14	S: 3	P: 3	S: 5	P: 5	S: 5	P: 5	S: 7	P: 11	S: 3	P: 3	S: 3	P: 3	S: 6	P: 6	HR: 1	HBP: 0	CS: 0	

PITCHER		IP	WLS	BF	H	R	ER	SO	BB	IBB	HBP	BLK	WP	HR	S	P	ERA	WHIP
Jack Billingham, R ERA: 5.21	(1, 1)	5.0	L	22	5	2	2	3	0	1	0	0	0	1	27	31	3.60	1.000
Pedro Borbon, R ERA: 2.98	(6, 1)	2.0		11	3	3	3	0	1	0	0	0	1	0	10	14	13.50	2.000
Dale Murray, R ERA: 4.78	(8, 1)	2.0		7	2	0	0	1	0	0	0	0	0	0	9	9	0.00	1.000

PITCHER	IP	WLS	BF	H	R	ER	SO	BB	IBB	HBP	BLK	WP	HR	S	P	ERA	WHIP

Batter	1	2	3	4	5	6	7	8	9	AB	R	H	RBI	BB	SO	LOB
Pete Rose, S (1, 5) OBP: 0.368, SLG: 0.433	S S S 0-3 ① K		x 0-0 ② P6		x 0-0 ② SF7 3-H			x 0-0 ② 6-3		3	0	0	1	0	1	0
Joe Morgan, L (1, 4) OBP: 0.425, SLG: 0.484	x 0-0 ② G3		x 0-0 1B		x 0-0 ③ P6			S S S 0-3 ③ K		4	0	1	0	0	1	1
Ken Griffey, L (1, 9) OBP: 0.392, SLG: 0.472	B B B B 4-0 BB		x 0-0 ③ 4-3			x 0-0 G3-6-3 1B			B B B B 4-0 G3-6-3 BB	2	0	1	0	2	0	1
George Foster, R (1, 8) (8, 7) OBP: 0.370, SLG: 0.631	S S S 0-3 ③ K			x 0-0 ① F2		x 0-0 ① F5			x 0-0 ① ② G3-6-3 1-2f	4	0	0	0	0	1	3
Dan Driessen, L (1, 3) OBP: 0.369, SLG: 0.468		x 0-0 ① F8		x 0-0 ② G3		x 0-0 ② ③ G3-6-3 1-2f			S S S 0-3 ③ K	4	0	0	0	0	1	1
Johnny Bench, R (1, 2) OBP: 0.341, SLG: 0.564		x 0-0 1B		x 0-0 ③ P6			x 0-0 ① F7			3	0	1	0	0	0	0
Mike Lum, L (1, 7) OBP: 0.220, SLG: 0.297		x 0-0 ② P5			B B B B 4-0 SH3 1B SF7 BB		x 0-0 ② F8			2	1	0	0	1	0	1
Dale Murray, R (8, 1) OBP: 0.182, SLG: 0.182										0	0	0	0	0	0	0
Dave Concepcion, R (1, 6) OBP: 0.324, SLG: 0.364		S S S 0-3 ③ K			x 0-0 SH3 1-2 1B		S S S 0-3 ③ K			3	0	1	0	0	2	1
Jack Billingham, R (1, 1) OBP: 0.182, SLG: 0.185			x 0-0 ① 4-3		x 0-0 ① SH3 1-2 2-3			x 0-0 ① 4-3		1	0	0	0	0	0	0
Ed Armbrister, R (5, PH) OBP: 0.342, SLG: 0.441										0	0	0	0	0	0	0
Pedro Borbon, R (6, 1) OBP: 0.200, SLG: 0.250										0	0	0	0	0	0	0
Cesar Geronimo, L (8, 8) OBP: 0.316, SLG: 0.380										1	0	0	0	0	0	0
Inning Stats	R: 0 E: 0 K: 2 S: 7 H: 0 LOB: 1 BB: 1 P: 11	R: 0 E: 0 K: 1 S: 6 H: 1 LOB: 1 BB: 0 P: 6	R: 0 E: 0 K: 0 S: 4 H: 1 LOB: 1 BB: 0 P: 4	R: 0 E: 0 K: 0 S: 3 H: 0 LOB: 0 BB: 0 P: 3	R: 1 E: 0 K: 0 S: 4 H: 1 LOB: 1 BB: 1 P: 8	R: 0 E: 0 K: 0 S: 3 H: 1 LOB: 0 BB: 0 P: 3	R: 0 E: 0 K: 1 S: 5 H: 0 LOB: 0 BB: 0 P: 5	R: 0 E: 0 K: 1 S: 5 H: 0 LOB: 0 BB: 0 P: 5	R: 0 E: 0 K: 1 S: 4 H: 0 LOB: 0 BB: 1 P: 8	1B: 4 2B: 0 3B: 0 HR: 0	SF: 1 SAC: 1 DP: 2 HBP: 0						

PITCHER	IP	WLS	BF	H	R	ER	SO	BB	IBB	HBP	BLK	WP	HR	S	P	ERA	WHIP
Wayne Twitchell, R (1, 1) ERA: 4.71	8.0	W	29	4	1	1	5	2	0	0	0	0	0	37	45	1.12	0.750
Joe Kerrigan, R (9, 1) ERA: 3.15	1.0		3	0	0	0	1	1	0	0	0	0	0	4	8	0.00	1.000

PITCHER	IP	WLS	BF	H	R	ER	SO	BB	IBB	HBP	BLK	WP	HR	S	P	ERA	WHIP

BOTTOM

Montreal Expos @ Cincinnati Reds

Riverfront Stadium, Cincinnati, OH

Mon Aug 22 1977, 7:05 PM EDT

Att. 29,768 - Unknown

livebaseballscorecards.com

AB	27
R	1
H	4
RBI	1
BB	3
SO	6
LOB	8

1B: 4	SF: 1	WP: 0	PA: 32
2B: 0	SAC: 1	PB: 0	
3B: 0	DP: 2	SB: 0	
HR: 0	HBP: 0	CS: 0	

Montreal Expos @ Cincinnati Reds

Riverfront Stadium, Cincinnati, OH

Tue Aug 23 1977, 7:05 PM EDT

Att. 27,474 - Unknown

TOP

livebaseballscorecards.com

Batter	1	2	3	4	5	6	7	8	9	AB	R	H	RBI	BB	SO	LOB
Dave Cash, R (1, 4) OBP: 0.351, SLG: 0.371	WP, SF8, 2B	G3, 1-2		FC3-6, 2B, SF7, 1-2f		FC6-4, 1B		4-3	4-3, 1-2, 2-3, 3-H	6	2	2	1	0	0	4
Warren Cromartie, L (1, 7) OBP: 0.321, SLG: 0.403	SF8, 2-H	4-3		1-3, 2B		F7		BBBB, 4-3, BB	L4	4	0	1	1	1	0	4
Del Unser, L (1, 9) OBP: 0.341, SLG: 0.478	2B, 1B	FC6-5, 1B		SF7, 3-H		SSS, K		4-3, 1-2		4	0	2	1	0	1	2
Tony Perez, R (1, 3) OBP: 0.357, SLG: 0.435	1-3, 2B	BB, FC6-5, 1-2, 1B	SSS, K			FC6-4, 1-2f		FC5-4, IBB		4	0	2	0	1	1	2
Gary Carter, R (1, 2) OBP: 0.346, SLG: 0.501	IBB	F8			HR		SSS, K	FC5-4, 1-2f		4	1	1	1	1	1	4
Sam Mejias, R (1, 8) OBP: 0.312, SLG: 0.493	P5	FC6-5, BB, 1-2, 2-3f			4-3, 1B		2-3		F9	5	0	1	0	0	0	5
Larry Parrish, R (1, 5) OBP: 0.320, SLG: 0.391	1-3	BBBB, 4-0, 1-2, 2-3, BB		SSS, 0-3, K			BBBB, 4-0, 1B, BB		4-3, 3B	3	1	1	0	2	1	4
Chris Speier, R (1, 6) OBP: 0.333, SLG: 0.354		FC3-6, 1B	SSS, K		4-3, 1-2		1-3, 1B		H, 4-3, BB, HBP	4	0	2	0	0	1	4
Steve Rogers, R (1, 1) OBP: 0.150, SLG: 0.105		FC3-6, G3, 1-2f		FC3-6, 1B	1-3		F8	BBBB, 4-0, 4-3, 1-2, BB		3	0	1	0	0	0	2
Jose Morales, R (7, PH) OBP: 0.231, SLG: 0.288										1	0	0	0	0	0	2
Will McEnaney, L (7, 1)										0	0	0	0	0	0	0
Don Stanhouse, R (8, 1) OBP: 0.233, SLG: 0.268										0	0	0	0	1	0	0

Inning Stats	1	2	3	4	5	6	7	8	9
R	1	0	0	1	1	0	0	0	1
E	0	0	0	0	0	0	0	0	0
K	0	0	1	1	1	1	1	0	0
S	6	4	7	7	7	6	6	3	4
H	3	1	2	2	2	1	1	0	1
LOB	3	1	1	1	1	1	2	2	2
BB	1	0	1	0	0	0	1	2	1
P	10	4	11	7	7	6	10	11	9

1B	8	
2B	3	
3B	1	
HR	1	
SF	2	
SAC	0	
DP	0	
HBP	1	
WP	1	
PB	0	
SB	0	
CS	0	
PA	47	

AB	38
R	4
H	13
RBI	4
BB	6
SO	5
LOB	33

PITCHER		IP	WLS	BF	H	R	ER	SO	BB	IBB	HBP	BLK	WP	HR	S	P	ERA	WHIP
Paul Moskau, R ERA: 4.03	(1, 1)	5.0	L	27	10	3	3	3	1	1	0	0	1	1	31	39	5.40	2.200
Manny Sarmiento, R ERA: 3.31	(6, 1)	1.0		4	1	0	0	1	0	0	0	0	0	0	6	6	0.00	1.000
Dale Murray, R ERA: 4.67	(7, 1)	2.0		10	1	0	0	1	2	1	0	0	0	0	9	21	0.00	1.500
Pedro Borbon, R ERA: 3.04	(9, 1)	1.0		6	1	1	1	0	1	0	1	0	0	0	4	9	9.00	2.000

PITCHER	IP	WLS	BF	H	R	ER	SO	BB	IBB	HBP	BLK	WP	HR	S	P	ERA	WHIP

Batter	1	2	3	4	5	6	7	8	9	AB	R	H	RBI	BB	SO	LOB
Pete Rose, S (1, 5) OBP: 0.366, SLG: 0.429	4-3		F7		1-3	G3-2-3 3-Hf			BB 1-3	4	0	0	0	1	0	4
Joe Morgan, L (1, 4) OBP: 0.425, SLG: 0.488	3B		4-3		1B 1B		F9		F9	5	1	2	0	0	0	2
Ken Griffey, L (1, 9) OBP: 0.392, SLG: 0.470	K			BB 1B SF7	1B 1-3		6-3		1-3 1-2	4	1	1	0	1	1	2
George Foster, R (1, 7) (9, 8) OBP: 0.370, SLG: 0.629	F8			BB FC5 1-3	1B 1-2 3-H		F3		5-3	5	0	2	1	0	0	2
Dan Driessen, L (1, 3) OBP: 0.368, SLG: 0.465		1-4-3		BB 1-2	F8			4-3		3	0	0	0	1	0	2
Johnny Bench, R (1, 2) OBP: 0.343, SLG: 0.565		1B G4-3-6-3		SF7 3-H	1B SH FC3-2			F7		3	0	2	1	0	0	0
Cesar Geronimo, L (1, 8) OBP: 0.316, SLG: 0.379 Ray Knight, R (8, PH) OBP: 0.343, SLG: 0.459 Ed Armbrister, R (8, PR) OBP: 0.342, SLG: 0.441 (9, 7)		G4-3-6-3 1-2f		F7	1B FC3-2 SH 1-2 G3-2-3			BB 1B		3 0 0	0 0 0	1 0 0	0 0 0	0 1 0	0 0 0	3 0 0
Dave Concepcion, R (1, 6) OBP: 0.324, SLG: 0.363			1-3	FC5 2-3f	SH FC3-2 1-2 2-3			1B 1-2		3	0	1	0	0	0	2
Paul Moskau, R (1, 1) OBP: 0.360, SLG: 0.455 Champ Summers, L (5, PH) OBP: 0.259, SLG: 0.448 Manny Sarmiento, R (6, 1) Mike Lum, L (6, PH) OBP: 0.218, SLG: 0.294 Dale Murray, R (7, 1) OBP: 0.182, SLG: 0.182 Bob Bailey, R (8, PH) OBP: 0.366, SLG: 0.397 Pedro Borbon, R (9, 1) OBP: 0.200, SLG: 0.250			BB		4-3	FC3-2 1-2 2-3 3-Hf		F3		0 1 0 1 0 1 0	0 0 0 0 0 0 0	0 0 0 0 0 0 0	1 0 0 0 0 0 0	0 0 0 0 0 0 0	0 0 0 3 0 0 2	0 0 0 0 0 0 0
Inning Stats	R: 0 E: 0 K: 1 S: 6 / H: 1 LOB: 1 BB: 0 P: 6	R: 0 E: 0 K: 0 S: 3 / H: 1 LOB: 0 BB: 0 P: 3	R: 0 E: 0 K: 0 S: 3 / H: 0 LOB: 1 BB: 1 P: 7	R: 1 E: 0 K: 0 S: 4 / H: 1 LOB: 2 BB: 2 P: 12	R: 1 E: 0 K: 0 S: 6 / H: 3 LOB: 2 BB: 0 P: 6	R: 0 E: 0 K: 0 S: 5 / H: 2 LOB: 2 BB: 0 P: 5	R: 0 E: 0 K: 0 S: 3 / H: 0 LOB: 0 BB: 0 P: 3	R: 0 E: 0 K: 0 S: 4 / H: 1 LOB: 2 BB: 1 P: 8	R: 0 E: 0 K: 0 S: 3 / H: 0 LOB: 1 BB: 1 P: 7	1B: 8 2B: 0 3B: 1 HR: 0	SF: 1 SAC: 1 DP: 2 HBP: 0					

PITCHER	IP	WLS	BF	H	R	ER	SO	BB	IBB	HBP	BLK	WP	HR	S	P	ERA	WHIP
Steve Rogers, R (1, 1) ERA: 2.93	6.0	W	28	8	2	2	1	3	0	0	0	0	0	27	39	3.00	1.833
Will McEnaney, L (7, 1) ERA: 4.06	1.2		7	1	0	0	0	1	0	0	0	0	0	6	10	0.00	1.200
Don Stanhouse, R (8, 1) ERA: 3.98	1.1	S	5	0	0	0	0	1	0	0	0	0	0	4	8	0.00	0.750

PITCHER	IP	WLS	BF	H	R	ER	SO	BB	IBB	HBP	BLK	WP	HR	S	P	ERA	WHIP

BOTTOM

Montreal Expos @ Cincinnati Reds

Riverfront Stadium, Cincinnati, OH

Tue Aug 23 1977, 7:05 PM EDT

Att. 27,474 - Unknown

livebaseballscorecards.com

AB	33
R	2
H	9
RBI	2
BB	5
SO	1
LOB	22

Batter	1	2	3	4	5	6	7	8	9	10	AB	R	H	RBI	BB	SO	LOB
Dave Cash, R (1, 4) OBP: 0.351, SLG: 0.372	F9	4-3 1-2 2-3 3-H 1B		6-3			G3		1B		5	0	2	1	0	0	0
Warren Cromartie, L (1, 7) OBP: 0.322, SLG: 0.405	F7	4-3 1-2 2-3 3-H			F8 HR 2B		F6		G6-4-3 1-2 1B		5	1	2	1	0	0	2
Andre Dawson, R (1, 8) OBP: 0.324, SLG: 0.472	E6 BB	1-3			F8 2-3		E 1B		K		5	0	1	0	0	1	5
Tony Perez, R (1, 3) OBP: 0.359, SLG: 0.450	BB 1-2		HR		HR 3-H		E5 1-3		G6-4-3 1-2f		4	2	2	3	1	0	3
Gary Carter, R (1, 2) OBP: 0.344, SLG: 0.498	5-3		K		1B		K			F3	5	0	1	0	0	2	4
Del Unser, L (1, 9) OBP: 0.342, SLG: 0.481		1B 1B 2B	F8		F8			1B		4-3	5	1	2	0	0	0	0
Larry Parrish, R (1, 5) OBP: 0.318, SLG: 0.388		1B BB 4-3 2-3 1B	K			F9		F4		F8	5	1	1	0	0	1	1
Chris Speier, R (1, 6) OBP: 0.332, SLG: 0.351		4-3 1B 1-2 BB		K		K		F8			3	0	0	0	1	2	1
Jackie Brown, R (1, 1) OBP: 0.151, SLG: 0.135		K		F8		K		K			2	0	0	0	0	1	3
Santo Alcala, R (5, 1) OBP: 0.074, SLG: 0.185											2	0	0	0	0	2	1
Will McEnaney, L (9, 1)											0	0	0	0	0	0	0
Don Stanhouse, R (9, 1) OBP: 0.233, SLG: 0.268											0	0	0	0	0	0	0
Inning Stats	R: 0 E: 1 K: 0 S: 4 H: 0 LOB: 2 BB: 1 P: 8	R: 2 E: 0 K: 1 S: 8 H: 3 LOB: 2 BB: 1 P: 12	R: 1 E: 0 K: 2 S: 8 H: 1 LOB: 0 BB: 0 P: 8	R: 0 E: 0 K: 1 S: 5 H: 0 LOB: 0 BB: 0 P: 5	R: 2 E: 0 K: 0 S: 5 H: 3 LOB: 0 BB: 0 P: 5	R: 0 E: 0 K: 2 S: 7 H: 0 LOB: 0 BB: 0 P: 7	R: 0 E: 1 K: 1 S: 7 H: 1 LOB: 2 BB: 0 P: 7	R: 0 E: 0 K: 1 S: 6 H: 1 LOB: 1 BB: 0 P: 6	R: 0 E: 0 K: 1 S: 6 H: 2 LOB: 1 BB: 0 P: 6	R: 0 E: 0 K: 0 S: 3 H: 0 LOB: 0 BB: 0 P: 3	1B: 7 2B: 2 3B: 0 HR: 2	SF: 0 SAC: 0 DP: 1 HBP: 0						

PITCHER	IP	WLS	BF	H	R	ER	SO	BB	IBB	HBP	BLK	WP	HR	S	P	ERA	WHIP
Mark Lemongello, R (1, 1) ERA: 4.01	4.2		23	7	5	5	4	2	0	0	0	0	2	29	37	9.64	1.929
Dan Larson, R (5, 1) ERA: 5.72	0.1		1	0	0	0	0	0	0	0	0	0	0	1	1	0.00	0.000
Joe Sambito, L (6, 1) ERA: 2.47	4.0		16	4	0	0	5	0	0	0	0	0	0	26	26	0.00	1.000
Bo McLaughlin, R (10, 1) ERA: 4.03	1.0	W	3	0	0	0	0	0	0	0	0	0	0	3	3	0.00	0.000

PITCHER	IP	WLS	BF	H	R	ER	SO	BB	IBB	HBP	BLK	WP	HR	S	P	ERA	WHIP

TOP

Montreal Expos @ Houston Astros

Astrodome, Houston, TX

Fri Aug 26 1977, 8:05 PM EDT
Att. 10,040 - Unknown

livebaseballscorecards.com

AB	41
R	5
H	11
RBI	5
BB	2
SO	9
LOB	20

1B: 7	SF: 0	WP: 0	PA: 43
2B: 2	SAC: 0	PB: 0	
3B: 0	DP: 1	SB: 0	
HR: 2	HBP: 0	CS: 0	

Batter	1	2	3	4	5	6	7	8	9	10	AB	R	H	RBI	BB	SO	LOB
Terry Puhl, L (1, 7) OBP: 0.377, SLG: 0.366	F6		G6-3 1-2f		F7		4-3		FC6-4 1B		5	0	1	0	0	0	3
Enos Cabell, R (1, 5) OBP: 0.315, SLG: 0.446	BB FC5-4			F9 SF8 2B	G1 1-2 2-H 1B		1-3		FC6-4 1-2f		4	1	2	1	1	0	1
Cesar Cedeno, R (1, 8) OBP: 0.325, SLG: 0.390	FC5-4 S 1-2f			F9 2-3	G1 1-2 2-3		F4			6-3 FC 2B	5	1	1	0	0	0	4
Jose Cruz, L (1, 9) OBP: 0.362, SLG: 0.456	4-3 1-2			SF8 3-H	FC6-4 IBB			4-3		FC 6-3 IBB	2	0	0	1	2	0	1
Bob Watson, R (1, 3) OBP: 0.354, SLG: 0.462		6-3		F8	FC6-4 1-2f			K		6-3 1-2 2-3	5	0	0	0	0	1	5
Joe Ferguson, R (1, 2) OBP: 0.367, SLG: 0.428		CS BB			BB BB 1B BB	F9		K		FC IBB	2	1	0	0	3	1	0
Art Howe, R (1, 4) OBP: 0.342, SLG: 0.416		K 1-2			BB 1-2 1B BB	FC5-4 1B			6-3	FC 1-2 2-3 3-H	4	1	1	1	1	1	3
Rob Sperring, R (1, 6) OBP: 0.258, SLG: 0.254			5-3		1B 1-2 2-3 BB	FC5-4 1-2f			2B	1B	2	1	0	0	1	0	1
Ken Boswell, L (9, PH) OBP: 0.299, SLG: 0.264											1	0	1	0	0	0	0
Art Gardner, L (9, PR) OBP: 0.194, SLG: 0.143											0	1	0	0	0	0	0
Roger Metzger, S (10, 6) OBP: 0.267, SLG: 0.254											0	0	0	0	0	0	0
Mark Lemongello, R (1, 1) OBP: 0.074, SLG: 0.074 Dan Larson, R (5, 1) OBP: 0.259, SLG: 0.231 Wilbur Howard, S (5, PH) OBP: 0.258, SLG: 0.293 Joe Sambito, L (6, 1) OBP: 0.167, SLG: 0.167 Ed Herrmann, L (9, PH) OBP: 0.333, SLG: 0.365 Bo McLaughlin, R (10, 1)			G6-3 1B		G1 1-2 2-H 3-H 1B	K			2B 1-H		1 0 1 1 1 0	0 0 0 0 0 0	1 0 2 0 1 1	0 0 0 0 0 0	0 0 0 0 0 0	0 0 0 1 0 0	0 0 0 0 0 0
Inning Stats	R: 0 H: 0 E: 0 LOB: 1 K: 0 BB: 1 S: 3 P: 7	R: 0 H: 0 E: 0 LOB: 1 K: 1 BB: 1 S: 4 P: 8	R: 0 H: 1 E: 0 LOB: 0 K: 0 BB: 0 S: 3 P: 3	R: 1 H: 1 E: 0 LOB: 0 K: 0 BB: 0 S: 4 P: 4	R: 3 H: 2 E: 0 LOB: 3 K: 0 BB: 4 S: 5 P: 21	R: 0 H: 1 E: 0 LOB: 1 K: 1 BB: 0 S: 6 P: 6	R: 0 H: 0 E: 0 LOB: 0 K: 0 BB: 0 S: 3 P: 3	R: 0 H: 0 E: 0 LOB: 0 K: 2 BB: 0 S: 7 P: 7	R: 1 H: 3 E: 0 LOB: 1 K: 0 BB: 0 S: 5 P: 5	R: 1 H: 1 E: 0 LOB: 3 K: 0 BB: 2 S: 3 P: 11	1B: 6 2B: 4 3B: 0 HR: 0	SF: 1 SAC: 0 DP: 2 HBP: 0	WP: 0 PB: 0 SB: 1 CS: 1	PA: 43				

PITCHER		IP	WLS	BF	H	R	ER	SO	BB	IBB	HBP	BLK	WP	HR	S	P	ERA	WHIP
Jackie Brown, R ERA: 4.27	(1, 1)	4.0		18	3	4	4	1	5	0	0	0	0	0	15	35	9.00	2.000
Santo Alcala, R ERA: 5.09	(5, 1)	4.1		17	3	1	1	3	0	1	0	0	0	0	22	26	2.08	0.692
Will McEnaney, L ERA: 4.04	(9, 1)	0.1		2	2	0	0	0	0	0	0	0	0	0	2	2	0.00	6.000
Don Stanhouse, R ERA: 4.03	(9, 1)	0.2	L	6	1	1	1	0	0	2	0	0	0	0	4	12	13.50	1.500

PITCHER	IP	WLS	BF	H	R	ER	SO	BB	IBB	HBP	BLK	WP	HR	S	P	ERA	WHIP

Montreal Expos @ Houston Astros

Astrodome, Houston, TX

Fri Aug 26 1977, 8:05 PM EDT

Att. 10,040 - Unknown

BOTTOM

livebaseballscorecards.com

AB	34
R	6
H	9
RBI	6
BB	8
SO	4
LOB	19

Montreal Expos @ Houston Astros

Astrodome, Houston, TX

Sat Aug 27 1977, 8:05 PM EDT

Att. 15,372 - Unknown

TOP

livebaseballscorecards.com

Batter	1	2	3	4	5	6	7	8	9	AB	R	H	RBI	BB	SO	LOB
Dave Cash, R (1, 4) OBP: 0.351, SLG: 0.371	4-3		K			FC4 1B			1-3	4	0	1	0	0	1	0
Warren Cromartie, L (1, 7) OBP: 0.322, SLG: 0.404	1B			5-3		FC4 1-2f			F5	4	0	1	0	0	0	1
Andre Dawson, R (1, 8) OBP: 0.321, SLG: 0.467	F4			K			6-3		K	4	0	0	0	0	2	1
Tony Perez, R (1, 3) OBP: 0.357, SLG: 0.446	K			F9			K			3	0	0	0	0	2	1
Gary Carter, R (1, 2) OBP: 0.342, SLG: 0.494		F8			5-3		F6			3	0	0	0	0	0	0
Del Unser, L (1, 9) OBP: 0.342, SLG: 0.479		4-3			F8			FC4-6 1B		3	0	1	0	0	0	0
Larry Parrish, R (1, 5) OBP: 0.315, SLG: 0.384		K			4-3			K		3	0	0	0	0	2	1
Chris Speier, R (1, 6) OBP: 0.330, SLG: 0.349			F7			F4		FC4-6 1-2f		3	0	0	0	0	0	1
Stan Bahnsen, R (1, 1) OBP: 0.175, SLG: 0.162			1-3			5-3		F4		1	0	0	0	0	0	0
Pepe Frias, R (6, PH) OBP: 0.226, SLG: 0.245										1	0	0	0	0	0	0
Bill Atkinson, L (6, 1) OBP: 0.200, SLG: 0.200										0	0	0	0	0	0	0
Jose Morales, R (8, PH) OBP: 0.227, SLG: 0.283										1	0	0	0	0	0	1
Joe Kerrigan, R (8, 1)										0	0	0	0	0	0	0
Inning Stats	R: 0 E: 0 K: 1 S: 6	R: 0 E: 0 K: 1 S: 5	R: 0 E: 0 K: 1 S: 5	R: 0 E: 0 K: 1 S: 5	R: 0 E: 0 K: 0 S: 3	R: 0 E: 0 K: 0 S: 4	R: 0 E: 0 K: 1 S: 5	R: 0 E: 0 K: 1 S: 6	R: 0 E: 0 K: 1 S: 5	1B: 3 2B: 0 3B: 0 HR: 0	SF: 0 SAC: 0 DP: 0 HBP: 0					
	H: 1 LOB: 1 BB: 0 P: 6	H: 0 LOB: 0 BB: 0 P: 5	H: 0 LOB: 0 BB: 0 P: 5	H: 0 LOB: 0 BB: 0 P: 5	H: 0 LOB: 0 BB: 0 P: 3	H: 1 LOB: 1 BB: 0 P: 4	H: 0 LOB: 0 BB: 0 P: 5	H: 1 LOB: 1 BB: 0 P: 6	H: 0 LOB: 0 BB: 0 P: 5							

AB	30
R	0
H	3
RBI	0
BB	0
SO	7
LOB	6

WP: 0 PB: 0 SB: 0 CS: 0 PA: 30

PITCHER		IP	WLS	BF	H	R	ER	SO	BB	IBB	HBP	BLK	WP	HR	S	P	ERA	WHIP
J.R. Richard, R ERA: 2.78	(1, 1)	9.0	W	30	3	0	0	7	0	0	0	0	0	0	44	44	0.00	0.333

PITCHER	IP	WLS	BF	H	R	ER	SO	BB	IBB	HBP	BLK	WP	HR	S	P	ERA	WHIP

Batter	1	2	3	4	5	6	7	8	9	AB	R	H	RBI	BB	SO	LOB
Terry Puhl, L (1, 7) (6, 8) OBP: 0.380, SLG: 0.384	FC4-6 1B		5-3 3B		F7		6-3			4	1	2	0	0	0	1
Enos Cabell, R (1, 5) OBP: 0.313, SLG: 0.444	FC4-6 CS 1-2f		5-3 3-H		K		6-3			2	0	0	1	0	0	1
Rob Sperring, R (4, 5) OBP: 0.254, SLG: 0.250										2	0	0	0	0	1	1
Cesar Cedeno, R (1, 8) OBP: 0.325, SLG: 0.389	6-3 1-2		F4		1B 1-2		F8			3	0	1	0	0	0	1
Wilbur Howard, S (6, 7) OBP: 0.256, SLG: 0.291										1	0	0	0	0	0	0
Jose Cruz, L (1, 9) OBP: 0.365, SLG: 0.460		3-1 3B 1B		F8 1B 2B	1-2 2-H 1B			F8		4	2	3	1	0	0	0
Bob Watson, R (1, 3) OBP: 0.351, SLG: 0.458		3-1 1-2		F8 2-3	F8			5-3		4	0	0	0	0	0	4
Joe Ferguson, R (1, 2) OBP: 0.366, SLG: 0.426		K		F4		FC3-6 1B		F8		4	0	1	0	0	1	2
Art Howe, R (1, 4) OBP: 0.345, SLG: 0.425		2-H 3B		3-H 1B		FC3-6 4-3 1-2f				3	0	2	2	0	0	1
Roger Metzger, S (1, 6) OBP: 0.263, SLG: 0.250		G3		F7		4-3 1-2				3	0	0	0	0	0	3
J.R. Richard, R (1, 1) OBP: 0.225, SLG: 0.357			6-3		1B 1B 1B		K			3	1	1	0	0	1	1
Inning Stats	R: 0 E: 0 K: 0 S: 3 H: 1 LOB: 0 BB: 0 P: 3	R: 1 E: 0 K: 1 S: 7 H: 2 LOB: 1 BB: 0 P: 7	R: 1 E: 0 K: 0 S: 4 H: 1 LOB: 0 BB: 0 P: 4	R: 1 E: 0 K: 0 S: 5 H: 2 LOB: 1 BB: 0 P: 5	R: 1 E: 0 K: 1 S: 8 H: 3 LOB: 2 BB: 0 P: 8	R: 0 E: 0 K: 1 S: 6 H: 1 LOB: 1 BB: 0 P: 6	R: 0 E: 0 K: 0 S: 3 H: 0 LOB: 0 BB: 0 P: 3	R: 0 E: 0 K: 0 S: 3 H: 0 LOB: 0 BB: 0 P: 3		1B: 7 2B: 1 3B: 2 HR: 0	SF: 0 SAC: 0 DP: 0 HBP: 0						

PITCHER		IP	WLS	BF	H	R	ER	SO	BB	IBB	HBP	BLK	WP	HR	S	P	ERA	WHIP
Stan Bahnsen, R ERA: 5.07	(1, 1)	5.0	L	23	9	4	4	2	0	0	0	0	0	0	27	27	7.20	1.800
Bill Atkinson, R ERA: 3.65	(6, 1)	2.0		7	1	0	0	1	0	0	0	0	0	0	9	9	0.00	0.500
Joe Kerrigan, R ERA: 3.11	(8, 1)	1.0		3	0	0	0	0	0	0	0	0	0	0	3	3	0.00	0.000

PITCHER	IP	WLS	BF	H	R	ER	SO	BB	IBB	HBP	BLK	WP	HR	S	P	ERA	WHIP

BOTTOM

Montreal Expos @ Houston Astros

Astrodome, Houston, TX

Sat Aug 27 1977, 8:05 PM EDT

Att. 15,372 - Unknown

livebaseballscorecards.com

AB	33
R	4
H	10
RBI	4
BB	0
SO	3
LOB	15

Batter	1	2	3	4	5	6	7	8	9	AB	R	H	RBI	BB	SO	LOB
Dave Cash, R (1, 4) OBP: 0.348, SLG: 0.368	5-3		6-3		F7		4-3			4	0	0	0	0	0	0
Warren Cromartie, L (1, 7) OBP: 0.321, SLG: 0.403	2B 1B		K		K			4-3		4	1	1	0	0	2	0
Andre Dawson, R (1, 8) OBP: 0.323, SLG: 0.468	F8		2B 2B		BB			5-3		3	1	1	0	1	0	1
Tony Perez, R (1, 3) OBP: 0.360, SLG: 0.450	1B 1-H 2B		2B BB		F9			1B		3	0	2	1	1	0	1
Gary Carter, R (1, 2) OBP: 0.343, SLG: 0.496	2-3 1B		1-3 2-H 2B			F6		F8		4	0	2	1	0	0	1
Sam Mejias, R (1, 9) OBP: 0.296, SLG: 0.468	F9		F8			F9			F6	4	0	0	0	0	0	4
Larry Parrish, R (1, 5) OBP: 0.312, SLG: 0.380		F4		F5		1-3			K	4	0	0	0	0	1	0
Chris Speier, R (1, 6) OBP: 0.327, SLG: 0.346		F8		5-3			F9		F9	4	0	0	0	0	0	0
Steve Rogers, R (1, 1) OBP: 0.145, SLG: 0.101		4-3		5-3			4-3			3	0	0	0	0	0	0
Will McEnaney, L (8, 1)										0	0	0	0	0	0	0

TOP

Montreal Expos @ Houston Astros

Astrodome, Houston, TX

Sun Aug 28 1977, 4:33 AM EDT

Att. 8,587 - Unknown

livebaseballscorecards.com

AB	33
R	2
H	6
RBI	2
BB	2
SO	3
LOB	7

Inning Stats	1	2	3	4	5	6	7	8	9
	R: 1 E: 0 K: 0 S: 6	R: 0 E: 0 K: 0 S: 3	R: 1 E: 0 K: 1 S: 7	R: 0 E: 0 K: 0 S: 3	R: 0 E: 0 K: 1 S: 5	R: 0 E: 0 K: 0 S: 3	R: 0 E: 0 K: 0 S: 3	R: 0 E: 0 K: 0 S: 4	R: 0 E: 0 K: 1 S: 5
	H: 3 LOB: 2 BB: 0 P: 6	H: 0 LOB: 0 BB: 0 P: 3	H: 2 LOB: 2 BB: 1 P: 11	H: 0 LOB: 0 BB: 0 P: 3	H: 0 LOB: 1 BB: 1 P: 9	H: 0 LOB: 0 BB: 0 P: 3	H: 0 LOB: 0 BB: 0 P: 3	H: 1 LOB: 1 BB: 0 P: 4	H: 0 LOB: 0 BB: 0 P: 5

| | | | | | | | | | |

Batter	1	2	3	4	5	6	7	8	9	AB	R	H	RBI	BB	SO	LOB
Terry Puhl, L (1, 8) OBP: 0.387, SLG: 0.387	S S S 0-3 K ①		B B B B 4-0 SH3-4 1B BB	x 0-0 4-3 ③			x 0-0 FC5-4 1B 1B 1B	x 0-0 1B 1-2 E 1B		4	2	2	0	1	1	2
Wilbur Howard, S (1, 7) OBP: 0.267, SLG: 0.301	x 0-0 F5 ②		x 0-0 SH3-4 1-2 1B		x 0-0 F6 ①		x 0-0 FC5-4 1-2 1B	x 0-0 E 1-2 2-3 1B		5	1	3	0	0	0	0
Art Howe, R (1, 4) OBP: 0.341, SLG: 0.419	S S S 0-3 K ③		x 0-0 SH3-4 ① 1-2 2-3		x 0-0 F7 ②		x 0-0 FC5-4 ① BB 1-2f 2-3 1B	x 0-0 FC6-2 ② 1-H 2-H 3-Hf E		4	2	0	0	0	1	3
Jose Cruz, L (1, 9) OBP: 0.369, SLG: 0.464		B B B B 4-0 FC6-4 BB	S S S 0-3 K ②		x 0-0 2B		B B B B 4-0 3-1 1B 1-2 BB	x 0-0 E9 HR 3-H 1B		3	1	2	1	2	1	2
Joe Ferguson, R (1, 3) OBP: 0.367, SLG: 0.433	x 0-0 FC6-4 ① E BB 1-2f		S S S 0-3 K ③		S S S 0-3 K ③		x 0-0 3-1 1-2 2-H 3-H 1B	x 0-0 3-H HR		5	1	2	4	0	2	4
Ed Herrmann, L (1, 2) OBP: 0.318, SLG: 0.347	x 0-0 F9 ②		S S S 0-3 K ①		S S S 0-3 K ①		x 0-0 3-1 ② 1-2 2-3	x 0-0 F8 ③		5	0	0	0	0	2	3
Rob Sperring, R (1, 5) OBP: 0.254, SLG: 0.244		B B B B 4-0 E 1-2 BB	x 0-0 E6 SH5-4 BB		x 0-0 6-3 ②	S S S 0-3 K ③				3	0	0	0	1	1	2
Roger Metzger, S (1, 6) OBP: 0.272, SLG: 0.249		x 0-0 E5 1-2 2-3	B B B B 4-0 SH5-4 1-2 BB		B B B B 4-0 BB			B B B B 4-0 1B 1B FC6-2 BB		1	0	0	0	3	0	2
Floyd Bannister, L (1, 1) OBP: 0.237, SLG: 0.216 Bo McLaughlin, R (9, 1)		x 0-0 4-3 ③		x 0-0 SH5-4 ② 1-2 2-3		S S S 0-3 K ③		x 0-0 F3 ①		3 0	0 0	0 0	0 0	0 0	1 0	5 0
Inning Stats	R: 0 E: 0 K: 2 S: 7 H: 0 LOB: 0 BB: 0 P: 7	R: 0 E: 1 K: 0 S: 4 H: 0 LOB: 3 BB: 2 P: 12	R: 0 E: 0 K: 2 S: 8 H: 1 LOB: 2 BB: 1 P: 12	R: 0 E: 1 K: 1 S: 6 H: 0 LOB: 2 BB: 1 P: 10	R: 0 E: 0 K: 1 S: 6 H: 1 LOB: 1 BB: 0 P: 6	R: 0 E: 0 K: 2 S: 7 H: 0 LOB: 1 BB: 1 P: 11	R: 2 E: 0 K: 1 S: 8 H: 3 LOB: 2 BB: 1 P: 12	R: 5 E: 2 K: 0 S: 7 H: 4 LOB: 0 BB: 1 P: 11		1B: 7 2B: 1 3B: 0 HR: 1	SF: 0 SAC: 2 DP: 0 HBP: 0			WP: 0 PB: 0 SB: 0 CS: 0	PA: 42	

PITCHER		IP	WLS	BF	H	R	ER	SO	BB	IBB	HBP	BLK	WP	HR	S	P	ERA	WHIP
Steve Rogers, R ERA: 3.1	(1, 1)	7.2	L	41	9	7	7	9	7	0	0	0	0	1	52	80	8.22	2.087
Will McEnaney, L ERA: 4.02	(8, 1)	0.1		1	0	0	0	0	0	0	0	0	0	0	1	1	0.00	0.000

PITCHER	IP	WLS	BF	H	R	ER	SO	BB	IBB	HBP	BLK	WP	HR	S	P	ERA	WHIP

Montreal Expos @ Houston Astros

Astrodome, Houston, TX

Sun Aug 28 1977, 4:33 AM EDT

Att. 8,587 - Unknown

BOTTOM

livebaseballscorecards.com

AB	33
R	7
H	9
RBI	5
BB	7
SO	9
LOB	23

Batter	1	2	3	4	5	6	7	8	9	AB	R	H	RBI	BB	SO	LOB
Pete Rose, S (1, 5) OBP: 0.370, SLG: 0.433	6-3		4-3		F8			4-3		4	0	0	0	0	0	1
Joe Morgan, L (1, 4) OBP: 0.429, SLG: 0.505	SF7 3B		P6			2B		F8		4	1	2	0	0	0	0
Ken Griffey, L (1, 9) OBP: 0.393, SLG: 0.468	SF7 3-H		4-3			K		6-3		2	0	0	1	0	1	1
Jack Billingham, R (6, 1) OBP: 0.182, SLG: 0.185										0	0	0	0	0	0	0
Champ Summers, L (8, PH) OBP: 0.250, SLG: 0.423										1	0	0	0	0	0	0
Manny Sarmiento, R (8, 1)										0	0	0	0	0	0	0
George Foster, R (1, 7) OBP: 0.366, SLG: 0.622	F2			6-3		BB			5-3	3	0	0	0	1	0	0
Dan Driessen, L (1, 3) OBP: 0.366, SLG: 0.465		F8		4-1		K			K	4	0	0	0	0	2	2
Johnny Bench, R (1, 2) OBP: 0.348, SLG: 0.573		HR		K		K			F8	4	1	1	1	0	2	2
Cesar Geronimo, L (1, 8) OBP: 0.313, SLG: 0.377		2B			F9		K			3	0	1	0	0	1	0
Dave Concepcion, R (1, 6) OBP: 0.331, SLG: 0.380		K			WP S FC5-2 1B		F8			3	0	1	0	0	1	1
Doug Capilla, L (1, 1) OBP: 0.097, SLG: 0.069		K			FC5-2 1-H		F2			2	0	0	0	0	1	2
Dale Murray, R (5, 1) OBP: 0.182, SLG: 0.182										0	0	0	0	0	0	0
Mike Lum, L (6, 9) OBP: 0.222, SLG: 0.294										1	0	0	0	0	0	0
Inning Stats	R: 1 E: 0 K: 0 S: 4 H: 1 LOB: 0 BB: 0 P: 4	R: 1 E: 0 K: 2 S: 9 H: 2 LOB: 1 BB: 0 P: 9	R: 0 E: 0 K: 0 S: 3 H: 0 LOB: 0 BB: 0 P: 3	R: 0 E: 0 K: 1 S: 5 H: 0 LOB: 0 BB: 0 P: 5	R: 0 E: 0 K: 0 S: 4 H: 1 LOB: 1 BB: 0 P: 4	R: 0 E: 0 K: 3 S: 10 H: 1 LOB: 2 BB: 1 P: 14	R: 0 E: 0 K: 1 S: 5 H: 0 LOB: 0 BB: 0 P: 5	R: 0 E: 0 K: 0 S: 3 H: 0 LOB: 0 BB: 0 P: 3	R: 0 E: 0 K: 1 S: 5 H: 0 LOB: 0 BB: 0 P: 5	1B: 1 2B: 2 3B: 1 HR: 1 SF: 1 SAC: 0 DP: 0 HBP: 0	WP: 1 PB: 0 SB: 1 CS: 0 PA: 33					

PITCHER	IP	WLS	BF	H	R	ER	SO	BB	IBB	HBP	BLK	WP	HR	S	P	ERA	WHIP
Fred Holdsworth, R (1, 1) ERA: 3.97	5.0	W	19	4	2	2	3	0	0	0	0	1	1	25	25	3.60	0.800
Don Stanhouse, R (6, 1) ERA: 3.91	4.0	S	14	1	0	0	5	1	0	0	0	0	0	23	27	0.00	0.500

PITCHER	IP	WLS	BF	H	R	ER	SO	BB	IBB	HBP	BLK	WP	HR	S	P	ERA	WHIP

TOP

Cincinnati Reds @ Montreal Expos

Olympic Stadium, Montreal, QB

Mon Aug 29 1977, 7:05 PM EDT

Att. 22,476 - Unknown

livebaseballscorecards.com

AB	31
R	2
H	5
RBI	2
BB	1
SO	8
LOB	9

Batter	1	2	3	4	5	6	7	8	9	AB	R	H	RBI	BB	SO	LOB
Dave Cash, R (1, 4) OBP: 0.349, SLG: 0.369	0-0 1B		0-0 ① F8		0-0 2B 1B	0-0 ① P4				4	1	2	0	0	0	1
Warren Cromartie, L (1, 7) OBP: 0.322, SLG: 0.405	0-3 ① K		0-0 FC6 1B		0-0 4-3 1-H 1B 2B	0-0 ②③ G4-3 1-2f				4	1	2	1	0	1	2
Andre Dawson, R (1, 8) OBP: 0.320, SLG: 0.463	0-0 ② L6		0-0 ② FC6 S HR 1-2f		0-0 ① 4-3 2-3		0-0 ①			4	1	0	0	0	0	3
Tony Perez, R (1, 3) OBP: 0.361, SLG: 0.457	0-0 ③ F9		0-0 1-H HR		0-0 2B 3-H 1B		0-0 ② 1-6-3			4	2	2	3	0	0	1
Gary Carter, R (1, 2) OBP: 0.347, SLG: 0.508		0-3 ① K	0-0 1B		0-0 1-H 1B 2B		0-0 HR			4	2	3	2	0	1	0
Sam Mejias, R (1, 9) OBP: 0.289, SLG: 0.457		0-0 ② 4-3	0-0 ③ F8		0-0 FC6-4 2-H 1B		0-0 ③ 6-3			2	0	0	0	0	0	1
Del Unser, L (5, PH) OBP: 0.343, SLG: 0.479 (6, 9)										2	0	1	1	0	0	0
Larry Parrish, R (1, 5) OBP: 0.314, SLG: 0.382		0-0 WP 2B	BBBB 4-0 G4-3 BB		0-0 ② F8			0-0 ① F9		3	0	1	0	1	0	1
Chris Speier, R (1, 6) OBP: 0.327, SLG: 0.343		BBBBB 4-0 2-3 BB	0-0 ①② G4-3 1-2f		0-0 ③ FC6-4 1-2f			0-0 ② F8		3	0	0	0	1	0	2
Fred Holdsworth, R (1, 1)		0-0 ③ F9	SSS 0-3 ③ K			0-0 G4-3 1B		SSS 0-3 ③ K		2	0	0	0	0	1	2
Don Stanhouse, R (6, 1) OBP: 0.244, SLG: 0.279										2	0	1	0	0	1	0
Inning Stats	R: 0 E: 0 K: 1 S: 6 H: 1 LOB: 1 BB: 0 P: 6	R: 0 E: 0 K: 1 S: 6 H: 1 LOB: 2 BB: 1 P: 10	R: 2 E: 0 K: 0 S: 6 H: 3 LOB: 1 BB: 0 P: 6	R: 0 E: 0 K: 1 S: 4 H: 0 LOB: 0 BB: 1 P: 8	R: 4 E: 0 K: 0 S: 8 H: 5 LOB: 1 BB: 0 P: 8	R: 0 E: 0 K: 0 S: 3 H: 1 LOB: 0 BB: 0 P: 3	R: 1 E: 0 K: 0 S: 4 H: 1 LOB: 0 BB: 0 P: 4	R: 0 E: 0 K: 1 S: 5 H: 0 LOB: 0 BB: 0 P: 5		1B: 7 2B: 3 3B: 0 HR: 2	SF: 0 SAC: 0 DP: 2 HBP: 0					

Cincinnati Reds @ Montreal Expos

Olympic Stadium, Montreal, QB

Mon Aug 29 1977, 7:05 PM EDT

Att. 22,476 - Unknown

BOTTOM

livebaseballscorecards.com

AB	34
R	7
H	12
RBI	7
BB	2
SO	4
LOB	13

WP: 1 PB: 0 SB: 1 CS: 0 PA: 36

PITCHER		IP	WLS	BF	H	R	ER	SO	BB	IBB	HBP	BLK	WP	HR	S	P	ERA	WHIP
Doug Capilla, L ERA: 4.92	(1, 1)	4.1	L	21	7	4	4	3	2	0	0	0	1	1	25	33	8.31	2.077
Dale Murray, R ERA: 4.84	(5, 1)	0.2		5	3	2	2	0	0	0	0	0	0	0	5	5	27.00	4.500
Jack Billingham, R ERA: 5.23	(6, 1)	2.0		7	2	1	1	0	0	0	0	0	0	1	7	7	4.50	1.000
Manny Sarmiento, R ERA: 3.1	(8, 1)	1.0		3	0	0	0	1	0	0	0	0	0	0	5	5	0.00	0.000

PITCHER	IP	WLS	BF	H	R	ER	SO	BB	IBB	HBP	BLK	WP	HR	S	P	ERA	WHIP

Batter	1	2	3	4	5	6	7	8	9	AB	R	H	RBI	BB	SO	LOB
Pete Rose, S (1, 5) OBP: 0.370, SLG: 0.433	F9		G3		5-3 2-3		FC3-6 1-2 1B		1B 1B	5	0	2	0	0	0	1
Cesar Geronimo, L (1, 8) OBP: 0.312, SLG: 0.375	F9		4-3		F7		FC3-6 1B 1-2f 2-3		FC6-2-5 1-3 1B	5	0	1	0	0	0	3
Joe Morgan, L (1, 4) OBP: 0.427, SLG: 0.500	HR BB		F8		4-3		F9		F5	4	1	0	0	1	0	5
George Foster, R (1, 7) OBP: 0.368, SLG: 0.627	HR 1-H			5-3		FC3-6 1B	4-3 1-3 3-H 1B		FC6-2-5 1-3	5	1	3	3	0	0	2
Dan Driessen, L (1, 3) OBP: 0.366, SLG: 0.464	1B			FC4-6 1B	FC3-6 1B 1-2f 9-2		4-3		K	5	1	2	0	0	1	5
Johnny Bench, R (1, 2) OBP: 0.351, SLG: 0.577	F7			FC4-6 1-3 1B	BB 1-3 1B			2B		4	0	3	0	0	0	1
Mike Lum, L (1, 9) OBP: 0.223, SLG: 0.286		K		FC4-6 1-2f 3-H	BB 1-2			P6		3	0	0	1	1	1	2
Dave Concepcion, R (1, 6) OBP: 0.328, SLG: 0.377		G3		4-3	9-2 3-Hf			K		4	0	0	0	0	1	5
Fred Norman, S (1, 1) OBP: 0.164, SLG: 0.127 Pedro Borbon, R (9, 1) OBP: 0.200, SLG: 0.250		4-3			5-3 2B		FC3-6 1B 1B BB	P2		3 0	1 0	1 0	0 0	1 0	0 0	1 0
Inning Stats	R: 2 E: 0 K: 0 S: 5 H: 2 LOB: 1 BB: 1 P: 9	R: 0 E: 0 K: 1 S: 5 H: 0 LOB: 0 BB: 0 P: 5	R: 0 E: 0 K: 0 S: 3 H: 0 LOB: 0 BB: 0 P: 3	R: 1 E: 0 K: 0 S: 5 H: 2 LOB: 1 BB: 0 P: 5	R: 0 E: 0 K: 0 S: 4 H: 1 LOB: 1 BB: 0 P: 4	R: 0 E: 0 K: 0 S: 4 H: 2 LOB: 2 BB: 1 P: 8	R: 1 E: 0 K: 0 S: 5 H: 2 LOB: 2 BB: 1 P: 9	R: 0 E: 0 K: 1 S: 6 H: 1 LOB: 1 BB: 0 P: 6	R: 0 E: 0 K: 1 S: 7 H: 2 LOB: 2 BB: 0 P: 7	1B: 9 2B: 3 3B: 0 HR: 1 SF: 0 SAC: 0 DP: 1 HBP: 0						

PITCHER	IP	WLS	BF	H	R	ER	SO	BB	IBB	HBP	BLK	WP	HR	S	P	ERA	WHIP
Jackie Brown, R (1, 1) ERA: 4.33	6.0	L	28	8	4	4	1	3	0	0	0	0	1	27	39	6.00	1.833
Bill Atkinson, R (7, 1) ERA: 3.6	1.0		4	1	0	0	0	0	0	0	0	0	0	4	4	0.00	1.000
Joe Kerrigan, R (8, 1) ERA: 3.03	2.0		9	3	0	0	2	0	0	0	0	0	0	13	13	0.00	1.500

PITCHER	IP	WLS	BF	H	R	ER	SO	BB	IBB	HBP	BLK	WP	HR	S	P	ERA	WHIP

Cincinnati Reds @ Montreal Expos

Olympic Stadium, Montreal, QB

Tue Aug 30 1977, 7:05 PM EDT

Att. 19,739 - Unknown

TOP

livebaseballscorecards.com

AB	38
R	4
H	12
RBI	4
BB	3
SO	3
LOB	25

WP: 0 PB: 0 SB: 0 CS: 0 PA: 41

Batter	1	2	3	4	5	6	7	8	9	AB	R	H	RBI	BB	SO	LOB
Dave Cash, R (1, 4) OBP: 0.348, SLG: 0.366	6-3	1-3		F4			BB, 1B		4-3, 3-H	4	0	0	1	1	0	3
Warren Cromartie, L (1, 7) OBP: 0.327, SLG: 0.408	BB, 1B, 5-3		BB		FC6-4		P6		2B, 2-H	4	1	3	1	1	0	1
Andre Dawson, R (1, 8) OBP: 0.321, SLG: 0.463	5-3, BB, 1-2		K		F3		1-2		F9	5	0	2	0	0	1	3
Tony Perez, R (1, 3) OBP: 0.364, SLG: 0.459	5-3, 1-2, 2-3, BB		1-2, BB		K		F8		1-H	3	0	1	0	2	1	3
Gary Carter, R (1, 2) OBP: 0.344, SLG: 0.504	5-3, 1-2, 2-3, 3-H		K		FC6-4, 1-2f			K		4	0	0	1	0	2	5
Sam Mejias, R (1, 9) OBP: 0.276, SLG: 0.435	5-3		K			K		5-3		4	0	0	0	0	2	4
Larry Parrish, R (1, 5) OBP: 0.316, SLG: 0.387		FC6-4, 1B		2B		5-3		F7		4	0	2	0	0	0	0
Chris Speier, R (1, 6) OBP: 0.326, SLG: 0.342		F7		K		K			2B, 4-3, 1B	4	1	1	0	0	2	2
Jackie Brown, R (1, 1) OBP: 0.145, SLG: 0.130		FC6-4, 1-2f		G3			F7		1-3, 1B, 2B	2	0	0	0	0	0	2
Bill Atkinson, L (7, 1) OBP: 0.200, SLG: 0.200										0	0	0	0	0	0	0
Pete Mackanin, R (7, PH) OBP: 0.260, SLG: 0.301										1	0	0	0	0	0	0
Joe Kerrigan, R (8, 1)										0	0	0	0	0	0	0
Jose Morales, R (9, PH) OBP: 0.239, SLG: 0.311										1	1	1	0	0	0	0
Inning Stats	R: 1, H: 2, E: 0, LOB: 2, K: 0, BB: 1, S: 5, P: 9	R: 0, H: 1, E: 0, LOB: 1, K: 0, BB: 0, S: 4, P: 4	R: 0, H: 0, E: 0, LOB: 2, K: 3, BB: 2, S: 9, P: 17	R: 0, H: 1, E: 0, LOB: 1, K: 1, BB: 0, S: 6, P: 6	R: 0, H: 1, E: 0, LOB: 1, K: 1, BB: 0, S: 6, P: 6	R: 0, H: 0, E: 0, LOB: 0, K: 2, BB: 0, S: 7, P: 7	R: 0, H: 1, E: 0, LOB: 2, K: 0, BB: 1, S: 4, P: 8	R: 0, H: 0, E: 0, LOB: 0, K: 1, BB: 0, S: 5, P: 5	R: 2, H: 4, E: 0, LOB: 2, K: 0, BB: 0, S: 6, P: 6	1B: 7, 2B: 3, 3B: 0, HR: 0	SF: 0, SAC: 0, DP: 0, HBP: 0					

PITCHER	IP	WLS	BF	H	R	ER	SO	BB	IBB	HBP	BLK	WP	HR	S	P	ERA	WHIP
Fred Norman, L (1, 1) ERA: 3.22	8.0	W	34	6	1	1	8	4	0	0	0	0	0	46	62	1.12	1.250
Pedro Borbon, R (9, 1) ERA: 3.12	1.0	S	6	4	2	2	0	0	0	0	0	0	0	6	6	18.00	4.000

PITCHER	IP	WLS	BF	H	R	ER	SO	BB	IBB	HBP	BLK	WP	HR	S	P	ERA	WHIP

Cincinnati Reds @ Montreal Expos

Olympic Stadium, Montreal, QB

Tue Aug 30 1977, 7:05 PM EDT
Att. 19,739 - Unknown

BOTTOM

livebaseballscorecards.com

AB	36
R	3
H	10
RBI	3
BB	4
SO	8
LOB	23

WP: 0	PB: 0	SB: 0	CS: 0
PA: 40			

Cincinnati Reds @ Montreal Expos

Olympic Stadium, Montreal, QB

Wed Aug 31 1977, 7:05 PM EDT

Att. 18,840 - Unknown

TOP

livebaseballscorecards.com

Batter	1	2	3	4	5	6	7	8	9	AB	R	H	RBI	BB	SO	LOB
Pete Rose, S (1, 5) OBP: 0.369, SLG: 0.433	F7		F9		F7			2B		4	0	1	0	0	0	0
Dave Concepcion, R (1, 6) OBP: 0.326, SLG: 0.373	L4		F9		K			6-3		4	0	0	0	0	1	1
Joe Morgan, L (1, 4) OBP: 0.429, SLG: 0.508	WP S 1B 1B		HR		G3			G5-4-3 IBB		3	2	2	1	1	0	0
George Foster, R (1, 7) OBP: 0.367, SLG: 0.624	1-2 WP 1B BB		4-3			K		G5-4-3 1-2f		3	1	0	0	1	1	2
Dan Driessen, L (1, 3) OBP: 0.369, SLG: 0.467	E S 1-H 2-H 1B			G4-6-3 1B 1B		G3			2B 1B	4	2	3	2	0	0	0
Cesar Geronimo, L (1, 8) OBP: 0.314, SLG: 0.379	K 1-3			G4-6-3 1-2 1B		3-1			1-H SF8 2B	4	1	2	1	0	1	1
Champ Summers, L (1, 9) OBP: 0.233, SLG: 0.400		1-3		G4-6-3 1-2f 2-3			3-1		SF8 3-H	3	0	0	1	0	0	2
Bill Plummer, R (1, 2) OBP: 0.250, SLG: 0.228		6-3		3-H 1B			K		P4	4	0	1	1	0	1	0
Tom Seaver, R (1, 1) OBP: 0.211, SLG: 0.239		F8		K			F3		K	4	0	0	0	0	2	1
Inning Stats	R: 2 E: 0 K: 1 S: 7 / H: 2 LOB: 1 BB: 1 P: 11	R: 0 E: 0 K: 0 S: 3 / H: 0 LOB: 0 BB: 0 P: 3	R: 1 E: 0 K: 0 S: 4 / H: 1 LOB: 0 BB: 0 P: 4	R: 1 E: 0 K: 1 S: 7 / H: 3 LOB: 1 BB: 0 P: 7	R: 0 E: 0 K: 1 S: 5 / H: 0 LOB: 0 BB: 0 P: 5	R: 0 E: 0 K: 1 S: 5 / H: 0 LOB: 0 BB: 0 P: 5	R: 0 E: 0 K: 1 S: 5 / H: 0 LOB: 0 BB: 0 P: 5	R: 0 E: 0 K: 0 S: 3 / H: 1 LOB: 1 BB: 1 P: 7	R: 2 E: 0 K: 1 S: 7 / H: 2 LOB: 0 BB: 0 P: 7	1B: 6 2B: 2 3B: 0 HR: 1	SF: 1 SAC: 0 DP: 2 HBP: 0			WP: 1 PB: 0 SB: 2 CS: 0	PA: 36		

PITCHER		IP	WLS	BF	H	R	ER	SO	BB	IBB	HBP	BLK	WP	HR	S	P	ERA	WHIP
Wayne Twitchell, R ERA: 4.77	(1, 1)	6.0	L	24	6	4	4	4	1	0	0	0	1	1	31	35	6.00	1.167
Santo Alcala, R ERA: 4.99	(7, 1)	0.0		0	0	0	0	0	0	0	0	0	0	0	0	0	∞	∞
Joe Kerrigan, R ERA: 3.22	(9, 1)	1.0		5	2	2	2	1	0	0	0	0	0	0	7	7	18.00	2.000

PITCHER	IP	WLS	BF	H	R	ER	SO	BB	IBB	HBP	BLK	WP	HR	S	P	ERA	WHIP

AB	33
R	6
H	9
RBI	6
BB	2
SO	6
LOB	7

Batter	1	2	3	4	5	6	7	8	9	AB	R	H	RBI	BB	SO	LOB
Dave Cash, R (1, 4) OBP: 0.345, SLG: 0.363	4-3		G4-6-3 1-2f			6-3		6-3		4	0	0	0	0	0	2
Warren Cromartie, L (1, 7) OBP: 0.324, SLG: 0.405	F7			F7		F7			4-3	4	0	0	0	0	0	0
Andre Dawson, R (1, 8) OBP: 0.323, SLG: 0.462	K			BB			1B 1B		F9	3	0	1	0	1	1	0
Tony Perez, R (1, 3) OBP: 0.363, SLG: 0.457		F7		F9			1-2 1B		P3	4	0	1	0	0	0	1
Gary Carter, R (1, 2) OBP: 0.342, SLG: 0.500		K		F5			F7			3	0	0	0	0	1	3
Del Unser, L (1, 9) OBP: 0.339, SLG: 0.473		G3			K		K			3	0	0	0	0	2	2
Larry Parrish, R (1, 5) OBP: 0.316, SLG: 0.386			BB 1B		F9		K			3	0	1	0	0	1	2
Chris Speier, R (1, 6) OBP: 0.324, SLG: 0.340					6-3			P6		3	0	0	0	0	0	1
Wayne Twitchell, R (1, 1) OBP: 0.256, SLG: 0.200			4-0 G4-6-3 1-2 BB			K		F9		0	0	0	0	1	0	0
Pepe Frias, R (6, PH) OBP: 0.222, SLG: 0.241										1	0	0	0	0	1	0
Santo Alcala, R (7, 1) OBP: 0.074, SLG: 0.185										0	0	0	0	0	0	0
Jose Morales, R (8, PH) OBP: 0.235, SLG: 0.306										1	0	0	0	0	0	0
Joe Kerrigan, R (9, 1)										0	0	0	0	0	0	0
Inning Stats	R: 0 E: 0 K: 1 S: 5 H: 0 LOB: 0 BB: 0 P: 5	R: 0 E: 0 K: 1 S: 5 H: 0 LOB: 0 BB: 0 P: 5	R: 0 E: 0 K: 0 S: 3 H: 1 LOB: 1 BB: 1 P: 7	R: 0 E: 0 K: 0 S: 3 H: 0 LOB: 1 BB: 1 P: 7	R: 0 E: 0 K: 1 S: 5 H: 0 LOB: 0 BB: 0 P: 5	R: 0 E: 0 K: 1 S: 5 H: 0 LOB: 0 BB: 0 P: 5	R: 0 E: 0 K: 2 S: 9 H: 2 LOB: 2 BB: 0 P: 9	R: 0 E: 0 K: 0 S: 3 H: 0 LOB: 0 BB: 0 P: 3	R: 0 E: 0 K: 0 S: 3 H: 0 LOB: 0 BB: 0 P: 3	1B: 3 2B: 0 3B: 0 HR: 0 SF: 0 SAC: 0 DP: 1 HBP: 0						

PITCHER	IP	WLS	BF	H	R	ER	SO	BB	IBB	HBP	BLK	WP	HR	S	P	ERA	WHIP
Tom Seaver, R (1, 1) ERA: 2.77	9.0	W	31	3	0	0	6	2	0	0	0	0	0	41	49	0.00	0.556

PITCHER	IP	WLS	BF	H	R	ER	SO	BB	IBB	HBP	BLK	WP	HR	S	P	ERA	WHIP

BOTTOM

Cincinnati Reds @ Montreal Expos

Olympic Stadium, Montreal, QB

Wed Aug 31 1977, 7:05 PM EDT

Att. 18,840 - Unknown

livebaseballscorecards.com

AB	29
R	0
H	3
RBI	0
BB	2
SO	6
LOB	11

PA: 31

WP: 0
PB: 0
SB: 0
CS: 0

Houston Astros @ Montreal Expos

Olympic Stadium, Montreal, QB

Fri Sep 02 1977, 7:05 PM EDT

Att. 12,317 - Unknown

TOP

livebaseballscorecards.com

Batter	1	2	3	4	5	6	7	8	9	AB	R	H	RBI	BB	SO	LOB
Terry Puhl, L (1, 7) OBP: 0.392, SLG: 0.419	P5		FC1-6; 1-2; 3-H: 1B		1-3			K; S S S	1-2: 1B	5	0	2	1	0	1	1
Enos Cabell, R (1, 5) OBP: 0.313, SLG: 0.448	F8		FC1-6; FC6-4; 1-2f 2-3			E6; S; HR			S S S: K	5	1	1	0	0	1	4
Cesar Cedeno, R (1, 8) OBP: 0.323, SLG: 0.386	1B		FC6-4; CS; 1-2f 3-H			F7; 1-2		F7		4	0	1	1	0	0	3
Jose Cruz, L (1, 9) OBP: 0.372, SLG: 0.471		S S S: K	CS; 1-2	F8		2-H: HR		IBB		3	1	1	2	1	1	0
Bob Watson, R (1, 3) OBP: 0.350, SLG: 0.456		F9		P3		6-3		F2		4	0	0	0	0	0	2
Joe Ferguson, R (1, 2) OBP: 0.372, SLG: 0.432		1B		F8		5-3			B B B B: 3-1; SH3-4; 1B: BB	3	1	1	0	1	0	0
Art Howe, R (1, 6) OBP: 0.339, SLG: 0.411		F9			P4		5-3		SH3-4; 1-2	3	0	0	0	0	0	1
Julio Gonzalez, R (1, 4) OBP: 0.293, SLG: 0.334			SH; 1B: 2B		4-3		F8		3-1; 2-3	4	1	1	0	0	0	1
J.R. Richard, R (1, 1) OBP: 0.243, SLG: 0.370			SH; FC1-6; 1B; FC6-4; 2-3		1B		P4		1B; 3-H: 1B	3	1	2	1	0	0	0
Inning Stats	R: 0 E: 0 K: 0 S: 3 H: 1 LOB: 1 BB: 0 P: 3	R: 0 E: 0 K: 1 S: 6 H: 1 LOB: 1 BB: 0 P: 6	R: 2 E: 0 K: 0 S: 5 H: 2 LOB: 0 BB: 0 P: 5	R: 0 E: 0 K: 0 S: 3 H: 0 LOB: 0 BB: 0 P: 3	R: 0 E: 0 K: 0 S: 4 H: 1 LOB: 1 BB: 0 P: 4	R: 2 E: 1 K: 0 S: 5 H: 1 LOB: 0 BB: 0 P: 5	R: 0 E: 0 K: 0 S: 3 H: 0 LOB: 0 BB: 0 P: 3	R: 0 E: 0 K: 1 S: 6 H: 1 LOB: 2 BB: 1 P: 10	R: 1 E: 0 K: 1 S: 7 H: 2 LOB: 2 BB: 1 P: 11	1B: 6 2B: 2 3B: 0 HR: 1 SF: 0 SAC: 2 DP: 0 HBP: 0						

	AB	34
	R	5
	H	9
	RBI	5
	BB	2
	SO	3
	LOB	12

WP: 0 PB: 0 SB: 1 CS: 1 PA: 39

PITCHER	IP	WLS	BF	H	R	ER	SO	BB	IBB	HBP	BLK	WP	HR	S	P	ERA	WHIP
Stan Bahnsen, R (1, 1) ERA: 4.97	8.0	L	32	7	4	3	2	0	1	0	0	0	1	35	39	3.38	0.875
Bill Atkinson, R (9, 1) ERA: 3.68	1.0		6	2	1	1	1	1	0	0	0	0	0	7	11	9.00	3.000

PITCHER	IP	WLS	BF	H	R	ER	SO	BB	IBB	HBP	BLK	WP	HR	S	P	ERA	WHIP

BOTTOM

Houston Astros @ Montreal Expos

Olympic Stadium, Montreal, QB

Fri Sep 02 1977, 7:05 PM EDT

Att. 12,317 - Unknown

Batter	1	2	3	4	5	6	7	8	9	AB	R	H	RBI	BB	SO	LOB
Dave Cash, R (1, 4) OBP: 0.345, SLG: 0.364	G3 1B 2B		4-3 2-3			6-3		6-3		4	1	1	0	0	0	1
Warren Cromartie, L (1, 7) OBP: 0.322, SLG: 0.402	G3 2-3		4-3			F7			4-3	4	0	0	0	0	0	2
Andre Dawson, R (1, 8) OBP: 0.326, SLG: 0.472	1B 3-H 1B		P3			1B			HR	4	1	3	2	0	0	1
Tony Perez, R (1, 3) OBP: 0.364, SLG: 0.457	G1-4-3 1-2 1B			K		P3			1B	4	0	2	0	0	1	1
Gary Carter, R (1, 2) OBP: 0.341, SLG: 0.498	G1-4-3 1-2f			1-3			G5-4-3 1B		K	4	0	1	0	0	1	3
Del Unser, L (1, 9) OBP: 0.335, SLG: 0.466		K		F8			F9		K	4	0	0	0	0	2	2
Larry Parrish, R (1, 5) OBP: 0.314, SLG: 0.383		K			K		G5-4-3 1-2f			3	0	0	0	0	2	1
Chris Speier, R (1, 6) OBP: 0.322, SLG: 0.338		P4			F8			5-3		3	0	0	0	0	0	0
Stan Bahnsen, R (1, 1) OBP: 0.190, SLG: 0.179			E4 4-3 1B		4-3			5-3		2	0	1	0	0	0	0
Jose Morales, R (8, PH) OBP: 0.232, SLG: 0.302										1	0	0	0	0	0	0
Bill Atkinson, L (9, 1) OBP: 0.200, SLG: 0.200										0	0	0	0	0	0	0

livebaseballscorecards.com

	AB	33
	R	2
	H	8
	RBI	2
	BB	0
	SO	6
	LOB	11

Inning Stats	1	2	3	4	5	6	7	8	9
	R: 1 E: 0 K: 0 S: 5	R: 0 E: 0 K: 2 S: 7	R: 0 E: 1 K: 0 S: 4	R: 0 E: 0 K: 1 S: 5	R: 0 E: 0 K: 1 S: 5	R: 0 E: 0 K: 0 S: 4	R: 0 E: 0 K: 0 S: 3	R: 0 E: 0 K: 0 S: 3	R: 1 E: 0 K: 2 S: 9
	H: 3 LOB: 1 BB: 0 P: 5	H: 0 LOB: 0 BB: 0 P: 7	H: 1 LOB: 1 BB: 0 P: 4	H: 0 LOB: 0 BB: 0 P: 5	H: 0 LOB: 0 BB: 0 P: 5	H: 1 LOB: 1 BB: 0 P: 4	H: 1 LOB: 0 BB: 0 P: 3	H: 0 LOB: 0 BB: 0 P: 3	H: 2 LOB: 1 BB: 0 P: 9

	1B	6	SF	0	WP	0	PA	33
	2B	1	SAC	0	PB	0		
	3B	0	DP	2	SB	0		
	HR	1	HBP	0	CS	0		

PITCHER		IP	WLS	BF	H	R	ER	SO	BB	IBB	HBP	BLK	WP	HR	S	P	ERA	WHIP
J.R. Richard, R ERA: 2.74	(1, 1)	9.0	W	33	8	2	2	6	0	0	0	0	0	1	45	45	2.00	0.889

PITCHER	IP	WLS	BF	H	R	ER	SO	BB	IBB	HBP	BLK	WP	HR	S	P	ERA	WHIP

Batter	1	2	3	4	5	6	7	8	9	AB	R	H	RBI	BB	SO	LOB
Terry Puhl, L (1, 7) OBP: 0.383, SLG: 0.409	F7		F7			P5		4-3		4	0	0	0	0	0	0
Enos Cabell, R (1, 5) OBP: 0.311, SLG: 0.444	6-3			F9		6-3		F9		4	0	0	0	0	0	0
Cesar Cedeno, R (1, 8) OBP: 0.325, SLG: 0.388	S, HBP			4-3, 3B, 2B		6-3			1-3	3	1	1	0	0	0	0
Jose Cruz, L (1, 9) OBP: 0.370, SLG: 0.467	K, 1-2			4-3, 2-3			F7		F8	4	0	0	0	0	1	2
Joe Ferguson, R (1, 2) OBP: 0.373, SLG: 0.438		K		3B, 3-H			F2		1B	4	0	2	1	0	1	0
Bob Watson, R (1, 3) OBP: 0.351, SLG: 0.456		4-3		5-3			FC5, 1B		1-2	4	0	2	0	0	0	1
Art Howe, R (1, 6) OBP: 0.339, SLG: 0.410 Mike Fischlin, R (7, 6)		1-3			P4		1-2		K	3 1	0 0	1 0	0 0	0 0	0 1	0 2
Julio Gonzalez, R (1, 4) OBP: 0.291, SLG: 0.331			5-3		6-3		FC5, 2-3f			3	0	0	0	0	0	2
Floyd Bannister, L (1, 1) OBP: 0.225, SLG: 0.205 Gene Pentz, R (6, 1) Ken Boswell, L (8, PH) OBP: 0.296, SLG: 0.261 Joaquin Andujar, S (8, 1) OBP: 0.239, SLG: 0.250			K		1-3			4-3		2 0 1 0	0 0 0 0	0 0 0 0	0 0 0 0	0 0 0 0	1 0 0 0	0 0 0 0
Inning Stats	R: 0 E: 0 K: 1 S: 5 H: 0 LOB: 1 BB: 0 P: 6	R: 0 E: 0 K: 1 S: 5 H: 0 LOB: 0 BB: 0 P: 5	R: 0 E: 0 K: 1 S: 5 H: 0 LOB: 0 BB: 0 P: 5	R: 1 E: 0 K: 0 S: 5 H: 2 LOB: 1 BB: 0 P: 5	R: 0 E: 0 K: 0 S: 3 H: 0 LOB: 0 BB: 0 P: 3	R: 0 E: 0 K: 0 S: 3 H: 0 LOB: 0 BB: 0 P: 3	R: 0 E: 0 K: 0 S: 5 H: 2 LOB: 2 BB: 0 P: 5	R: 0 E: 0 K: 0 S: 3 H: 0 LOB: 0 BB: 0 P: 3	R: 0 E: 0 K: 1 S: 7 H: 2 LOB: 2 BB: 0 P: 7	1B: 4 2B: 1 3B: 1 HR: 0 SF: 0 SAC: 0 DP: 0 HBP: 1						

PITCHER	IP	WLS	BF	H	R	ER	SO	BB	IBB	HBP	BLK	WP	HR	S	P	ERA	WHIP
Steve Rogers, R (1, 1) ERA: 3.02	9.0	W	34	6	1	1	4	0	0	1	0	0	0	41	42	1.00	0.667

PITCHER	IP	WLS	BF	H	R	ER	SO	BB	IBB	HBP	BLK	WP	HR	S	P	ERA	WHIP

TOP

Houston Astros @ Montreal Expos

Olympic Stadium, Montreal, QB

Sat Sep 03 1977, 7:05 PM EDT

Att. 16,222 - Unknown

livebaseballscorecards.com

AB	33
R	1
H	6
RBI	1
BB	0
SO	4
LOB	7

WP: 0 PB: 0 SB: 1 CS: 0 PA: 34

Houston Astros @ Montreal Expos

Olympic Stadium, Montreal, QB

Sat Sep 03 1977, 7:05 PM EDT

Att. 16,222 - Unknown

BOTTOM

Batter	1	2	3	4	5	6	7	8	9	AB	R	H	RBI	BB	SO	LOB
Dave Cash, R (1, 4) OBP: 0.346, SLG: 0.367	0-0 1B 2B 2B		0-0 F9 ①		0-0 FC6-4 1B		0-0 4-3 ①			4	1	2	0	0	0	0
Warren Cromartie, L (1, 7) OBP: 0.322, SLG: 0.402	0-0 2B G3 2-3 1B		0-0 G3 ②		0-0 F9 ①		0-0 4-3 ②			3	1	1	0	0	0	1
Del Unser, L (7, 7) OBP: 0.333, SLG: 0.464										1	0	0	0	0	0	0
Andre Dawson, R (1, 8) OBP: 0.324, SLG: 0.467	0-3 K ①		0-0 5-3 ③		0-3 K ②		0-0 1-3 ③			4	0	0	0	0	2	3
Tony Perez, R (1, 3) OBP: 0.363, SLG: 0.458	0-0 G3 1-3 3-H 2B			0-0 F8 ①	0-0 FC6-4 ③ 1-2f			0-0 P3 ①		4	0	1	1	0	0	1
Gary Carter, R (1, 2) OBP: 0.344, SLG: 0.501	0-0 G3 ② 2-3 3-H			0-0 HR 1B		0-0 2B 2B		4-0 L4-3 BB		3	2	2	1	1	0	1
Sam Mejias, R (1, 9) OBP: 0.264, SLG: 0.416	0-0 F8 ③			0-3 K ②		0-3 K ①		0-0 L4-3 ②③ 1-2		4	0	0	0	0	2	4
Larry Parrish, R (1, 5) OBP: 0.319, SLG: 0.398			4-0 E S L1-5 BB	0-0 1-H HR		0-0 2-H 2B				2	1	2	3	1	0	0
Chris Speier, R (1, 6) OBP: 0.322, SLG: 0.338			0-0 F2 ① 1-3	0-0 1B		0-0 6-3 ②				3	0	1	0	0	0	2
Steve Rogers, R (1, 1) OBP: 0.140, SLG: 0.098			0-0 L1-5 ②③ 3-H	0-0 F9 ③		0-0 6-3 ③				3	0	0	0	0	0	3
Inning Stats	R: 2 E: 0 K: 1 S: 8 H: 3 LOB: 1 BB: 0 P: 8		R: 0 E: 0 K: 0 S: 2 H: 0 LOB: 0 BB: 1 P: 6	R: 0 E: 0 K: 0 S: 3 H: 0 LOB: 0 BB: 0 P: 3	R: 2 E: 0 K: 1 S: 8 H: 3 LOB: 1 BB: 0 P: 8	R: 0 E: 0 K: 1 S: 6 H: 1 LOB: 1 BB: 0 P: 6	R: 1 E: 0 K: 1 S: 7 H: 2 LOB: 1 BB: 0 P: 7	R: 0 E: 0 K: 0 S: 3 H: 0 LOB: 0 BB: 0 P: 3	R: 0 E: 0 K: 0 S: 2 H: 0 LOB: 0 BB: 1 P: 6	1B: 4 2B: 6 3B: 0 HR: 1	SF: 0 SAC: 0 DP: 2 HBP: 0						

livebaseballscorecards.com

	AB	31
	R	5
	H	9
	RBI	5
	BB	2
	SO	4
	LOB	15

WP: 0 PB: 0 SB: 1 CS: 0 PA: 33

PITCHER		IP	WLS	BF	H	R	ER	SO	BB	IBB	HBP	BLK	WP	HR	S	P	ERA	WHIP
Floyd Bannister, L ERA: 4.58	(1, 1)	5.1	L	25	9	5	5	4	1	0	0	0	0	1	32	36	8.44	1.875
Gene Pentz, R ERA: 4.56	(6, 1)	1.2		5	0	0	0	0	0	0	0	0	0	0	5	5	0.00	0.000
Joaquin Andujar, R ERA: 3.44	(8, 1)	1.0		3	0	0	0	0	1	0	0	0	0	0	2	6	0.00	1.000

PITCHER	IP	WLS	BF	H	R	ER	SO	BB	IBB	HBP	BLK	WP	HR	S	P	ERA	WHIP

Batter	1	2	3	4	5	6	7	8	9	AB	R	H	RBI	BB	SO	LOB
Terry Puhl, L (1, 7) OBP: 0.380, SLG: 0.401	P6	F8	FC6-4 1-2f		1-2 HBP			0-0 FC1-6-3 2B		3	0	0	0	0	0	1
Wilbur Howard, S (7, 7) OBP: 0.283, SLG: 0.329										1	0	1	0	0	0	0
Enos Cabell, R (1, 5) OBP: 0.310, SLG: 0.441	4-0 CS BB	P6		F7	P3			0-0 FC1-6-5 2-3		4	0	0	0	1	0	3
(7, 3)																
Cesar Cedeno, R (1, 8) OBP: 0.326, SLG: 0.390	4-0 WP BB HR 1-2 BB	E5 S		S 2B		0-0 F7		0-0 G3		4	1	1	0	1	0	1
Jose Cruz, L (1, 9) OBP: 0.368, SLG: 0.463	4-0 S HR 1-2 BB	0-0 1-3 1-2		0-0 P4 2-3		0-0 5-3			0-0 4-3	4	1	0	0	1	0	2
Joe Ferguson, R (1, 2) OBP: 0.376, SLG: 0.436	4-0 HR 1-2 2-3 BB	4-0 2B BB		0-0 6-3		0-0 3-1			4-3 BB	2	2	0	0	3	0	1
Bob Watson, R (1, 3) OBP: 0.352, SLG: 0.466	0-0 HR 1-H 2-H 3-H	0-0 4-3 SF7 1-H 2B			0-0 5-3		0-0 6-3		0-0 4-3 1-2	3	2	2	5	0	0	0
Roger Metzger, S (7, PH) OBP: 0.272, SLG: 0.246										2	0	0	0	0	0	1
(7, 6)																
Art Howe, R (1, 4) OBP: 0.340, SLG: 0.408	4-0 WP BB BB	0-0 4-3 2-3			0-0 WP 1B 1B		0-0 F7		0-0 5-3	4	1	1	0	1	0	2
(7, 5)																
Julio Gonzalez, R (1, 6) OBP: 0.290, SLG: 0.330	4-0 WP 1-2 BB	0-0 SF7 3-H			0-3 K 1-2		0-0 5-3			2	0	0	1	1	1	1
(7, 4)																
Joe Niekro, R (1, 1) OBP: 0.179, SLG: 0.135	0-0 F8 1-2 2-3		0-0 FC6-4 1B		0-0 HBP 2-H 1B			0-3 K		4	0	2	1	0	1	2
Inning Stats	R: 4 E: 0 K: 0 S: 3 / H: 1 LOB: 2 BB: 6 P: 27	R: 0 E: 1 K: 0 S: 4 / H: 0 LOB: 1 BB: 0 P: 4	R: 2 E: 0 K: 0 S: 5 / H: 2 LOB: 1 BB: 1 P: 9	R: 0 E: 0 K: 0 S: 4 / H: 1 LOB: 1 BB: 0 P: 4	R: 1 E: 0 K: 1 S: 7 / H: 2 LOB: 2 BB: 0 P: 8	R: 0 E: 0 K: 0 S: 3 / H: 0 LOB: 0 BB: 0 P: 3	R: 0 E: 0 K: 0 S: 3 / H: 0 LOB: 0 BB: 0 P: 3	R: 0 E: 0 K: 1 S: 6 / H: 1 LOB: 1 BB: 0 P: 6	R: 0 E: 0 K: 0 S: 3 / H: 0 LOB: 1 BB: 1 P: 7	1B: 3 2B: 3 3B: 0 HR: 1 / SF: 1 SAC: 0 DP: 0 HBP: 1						

TOP

Houston Astros @ Montreal Expos

Olympic Stadium, Montreal, QB

Sun Sep 04 1977, 3:33 AM EDT

Att. 22,293 - Unknown

livebaseballscorecards.com

AB	33
R	7
H	7
RBI	7
BB	8
SO	2
LOB	14

WP: 3 PB: 0 SB: 3 CS: 1 / PA: 43

PITCHER		IP	WLS	BF	H	R	ER	SO	BB	IBB	HBP	BLK	WP	HR	S	P	ERA	WHIP
Jackie Brown, R ERA: 4.52	(1, 1)	0.2	L	7	1	4	4	0	5	0	0	0	1	1	2	22	54.00	9.000
Dan Schatzeder, L ERA: 7.71	(1, 1)	2.1		12	2	2	2	0	2	0	0	0	1	0	10	18	7.71	1.714
Santo Alcala, R ERA: 4.94	(4, 1)	3.0		13	3	1	1	1	0	0	1	0	1	0	14	15	3.00	1.000
Bill Atkinson, R ERA: 3.53	(7, 1)	3.0		11	1	0	0	1	1	0	0	0	0	0	12	16	0.00	0.667

PITCHER	IP	WLS	BF	H	R	ER	SO	BB	IBB	HBP	BLK	WP	HR	S	P	ERA	WHIP

Batter	1	2	3	4	5	6	7	8	9	AB	R	H	RBI	BB	SO	LOB
Dave Cash, R (1, 4) OBP: 0.349, SLG: 0.372	WP, 1B, 2B		L1-3, 1B			G6-3, 1B			5-3 ②	4	1	3	0	0	0	0
Warren Cromartie, L (1, 7) OBP: 0.320, SLG: 0.399	F8 ①		L1-3 ②③, 1-2			G6-3 ②③, 1-2f			S S S, 0-3, K ③	4	0	0	0	0	1	3
Andre Dawson, R (1, 8) OBP: 0.321, SLG: 0.464	F9 ②			4-3 ①			P6 ①			3	0	0	0	0	0	1
Tony Perez, R (1, 3) OBP: 0.363, SLG: 0.457	2-H, 1B			5-3 ②			S S S, 0-3, K ②			3	0	1	1	0	1	0
Gary Carter, R (1, 2) OBP: 0.342, SLG: 0.498	F8 ③			6-3 ③			F8 ③			3	0	0	0	0	0	1
Del Unser, L (1, 9) OBP: 0.333, SLG: 0.462		G6-4-3, 1B			3-1 ①			F7 ①		3	0	1	0	0	0	0
Larry Parrish, R (1, 5) OBP: 0.317, SLG: 0.395		G6-4-3 ①②, 1-2f			P5 ②			6-3 ②		3	0	0	0	0	0	1
Chris Speier, R (1, 6) OBP: 0.320, SLG: 0.336		F9 ③			4-3 ③			F9 ③		3	0	0	0	0	0	0
Jackie Brown, R (1, 1) OBP: 0.145, SLG: 0.130 Dan Schatzeder, L (1, 1) Pete Mackanin, R (3, PH) OBP: 0.256, SLG: 0.297 Santo Alcala, R (4, 1) OBP: 0.074, SLG: 0.185 Sam Mejias, R (6, PH) OBP: 0.261, SLG: 0.411 Bill Atkinson, L (7, 1) OBP: 0.200, SLG: 0.200 Pepe Frias, R (9, PH) OBP: 0.218, SLG: 0.236		S S S, 0-3, K ①				S S S, 0-3, K ①			1-3 ①	0 0 1 0 1 0 0 1	0 0 0 0 0 0 0 0	0 0 0 0 1 0 0 0	0 0 0 0 0 0 0 0	0 0 0 0 1 0 0 0	0 0 0 0 0 0 0 0	0 0 0 0 0 0 0 0
Inning Stats	R: 1 E: 0 K: 0 S: 5 H: 2 LOB: 1 BB: 0 P: 5	R: 0 E: 0 K: 0 S: 3 H: 1 LOB: 0 BB: 0 P: 3	R: 0 E: 0 K: 1 S: 5 H: 1 LOB: 0 BB: 0 P: 5	R: 0 E: 0 K: 0 S: 3 H: 0 LOB: 0 BB: 0 P: 3	R: 0 E: 0 K: 0 S: 3 H: 0 LOB: 0 BB: 0 P: 3	R: 0 E: 0 K: 1 S: 5 H: 1 LOB: 0 BB: 0 P: 5	R: 0 E: 0 K: 1 S: 5 H: 0 LOB: 0 BB: 0 P: 5	R: 0 E: 0 K: 0 S: 3 H: 0 LOB: 0 BB: 0 P: 3	R: 0 E: 0 K: 1 S: 5 H: 0 LOB: 0 BB: 0 P: 5	1B: 4 2B: 2 3B: 0 HR: 0	SF: 0 SAC: 0 DP: 3 HBP: 0						

PITCHER	IP	WLS	BF	H	R	ER	SO	BB	IBB	HBP	BLK	WP	HR	S	P	ERA	WHIP
Joe Niekro, R (1, 1) ERA: 2.91	9.0	W	29	5	1	1	4	0	0	0	0	1	0	37	37	1.00	0.556

PITCHER	IP	WLS	BF	H	R	ER	SO	BB	IBB	HBP	BLK	WP	HR	S	P	ERA	WHIP

Houston Astros @ Montreal Expos

Olympic Stadium, Montreal, QB

Sun Sep 04 1977, 3:33 AM EDT

Att. 22,293 - Unknown

BOTTOM

livebaseballscorecards.com

AB	29
R	1
H	5
RBI	1
BB	0
SO	4
LOB	6

Batter	1	2	3	4	5	6	7	8	9	AB	R	H	RBI	BB	SO	LOB
Dave Cash, R (1, 4) OBP: 0.349, SLG: 0.372	F6-3		E 1B		K		F7		S 1B	5	0	2	0	0	1	1
Warren Cromartie, L (1, 7) OBP: 0.319, SLG: 0.397	1B		E4 1-3		5-3		FC6-4 1B 1-2f		F7 1-2	5	0	1	0	0	0	3
Andre Dawson, R (1, 8) OBP: 0.320, SLG: 0.461	K		F4		F7		1B 1-2		K	5	0	1	0	0	2	4
Tony Perez, R (1, 3) OBP: 0.364, SLG: 0.463	K			HR		BB	F3			3	2	1	1	1	1	3
Ellis Valentine, R (1, 9) OBP: 0.350, SLG: 0.525		F8		K		HR 1-H		4-3		3	1	1	2	0	1	0
Sam Mejias, R (6, 9) OBP: 0.258, SLG: 0.407										1	0	0	0	0	0	0
Gary Carter, R (1, 2) OBP: 0.346, SLG: 0.498		F6-3		2B 1B		BB CS		BB		2	1	1	0	2	0	0
Larry Parrish, R (1, 5) OBP: 0.316, SLG: 0.396		K		4-3 1-H 2B		F6		F3		4	0	1	1	0	1	2
Chris Speier, R (1, 6) OBP: 0.318, SLG: 0.333			F6	4-3 2-3		K 1-2		K		4	0	0	0	0	2	3
Wayne Twitchell, R (1, 1) OBP: 0.244, SLG: 0.189			K	F6-3					K	2	0	0	0	0	1	1
Will McEnaney, L (6, 1)										0	0	0	0	1	0	0
Don Stanhouse, R (7, 1) OBP: 0.239, SLG: 0.273							FC6-4 BB			1	0	0	0	0	1	0
Inning Stats	R: 0 E: 0 K: 2 S: 8 H: 1 LOB: 1 BB: 0 P: 8	R: 0 E: 0 K: 1 S: 5 H: 0 LOB: 0 BB: 0 P: 5	R: 0 E: 1 K: 1 S: 7 H: 1 LOB: 2 BB: 0 P: 7	R: 2 E: 0 K: 1 S: 8 H: 3 LOB: 1 BB: 0 P: 8	R: 0 E: 0 K: 1 S: 5 H: 0 LOB: 0 BB: 0 P: 5	R: 2 E: 0 K: 1 S: 5 H: 1 LOB: 1 BB: 2 P: 13	R: 0 E: 0 K: 0 S: 4 H: 1 LOB: 2 BB: 1 P: 8	R: 0 E: 0 K: 1 S: 5 H: 0 LOB: 1 BB: 1 P: 9	R: 0 E: 0 K: 2 S: 8 H: 1 LOB: 1 BB: 0 P: 8	1B: 5 2B: 2 3B: 0 HR: 2 SF: 0 SAC: 0 DP: 1 HBP: 0						

PITCHER	IP	WLS	BF	H	R	ER	SO	BB	IBB	HBP	BLK	WP	HR	S	P	ERA	WHIP
Jerry Koosman, L (1, 1) ERA: 3.51	6.0	L	26	6	4	4	7	2	0	0	0	0	2	38	46	6.00	1.333
Bob Myrick, L (7, 1) ERA: 3.82	2.0		9	1	0	0	1	2	0	0	0	0	0	9	17	0.00	1.500
Skip Lockwood, R (9, 1) ERA: 3.24	1.0		4	1	0	0	2	0	0	0	0	0	0	8	8	0.00	1.000

PITCHER	IP	WLS	BF	H	R	ER	SO	BB	IBB	HBP	BLK	WP	HR	S	P	ERA	WHIP

TOP

Montreal Expos @ New York Mets

Shea Stadium, Flushing, NY

Mon Sep 05 1977, 3:33 AM EDT

Att. 6,583 - Unknown

livebaseballscorecards.com

AB	35
R	4
H	8
RBI	4
BB	4
SO	10
LOB	17

WP: 0 PB: 0 SB: 1 CS: 1 PA: 39

Montreal Expos @ New York Mets

Shea Stadium, Flushing, NY

Mon Sep 05 1977, 3:33 AM EDT

Att. 6,583 - Unknown

BOTTOM

Batter	1	2	3	4	5	6	7	8	9	AB	R	H	RBI	BB	SO	LOB
Lenny Randle, S (1, 5) OBP: 0.379, SLG: 0.408	4-3		K			HR 1B	BB		1B	4	1	2	0	1	1	0
Lee Mazzilli, S (1, 8) OBP: 0.331, SLG: 0.314	K			4-3		1-H HR	BB		6-3	4	1	1	2	1	1	2
Bruce Boisclair, L (1, 9) (7, 3) OBP: 0.369, SLG: 0.406	K			K		2B 1B	G3			4	0	1	0	0	2	3
Steve Henderson, R (1, 7) OBP: 0.383, SLG: 0.519		S BB		K		1-3 2B		L4		3	0	1	0	1	1	0
Ed Kranepool, L (1, 3) OBP: 0.333, SLG: 0.466		F7			L1-3 1B	F8		F7		2	0	1	0	0	0	1
Mike Vail, R (6, PH) OBP: 0.313, SLG: 0.409										1	0	0	0	0	0	2
Bob Myrick, R (7, 1) OBP: 0.167, SLG: 0.167										0	0	0	0	0	0	0
John Milner, L (8, PH) OBP: 0.353, SLG: 0.429										1	0	0	0	0	0	0
Skip Lockwood, R (9, 1) OBP: 0.143, SLG: 0.143										0	0	0	0	0	0	0
Ron Hodges, L (1, 2) OBP: 0.317, SLG: 0.327		F8			L1-3		FC5-4 BB	L8		3	0	0	0	1	0	2
Joel Youngblood, R (1, 4) (7, 9) OBP: 0.289, SLG: 0.279		F7			6-3		FC5-4 F3 WP 1B		F9	4	1	0	0	0	0	2
Doug Flynn, R (1, 6) OBP: 0.239, SLG: 0.262			F4-3			F6-3	F3		6-3	3	0	0	0	0	0	1
John Stearns, R (9, PH) OBP: 0.379, SLG: 0.423										1	0	0	0	0	0	0
Jerry Koosman, R (1, 1) OBP: 0.129, SLG: 0.162			6-3			6-3	BB BB 1B		E4 1B	1	0	0	0	0	0	0
Leo Foster, R (6, PH) (7, 4) OBP: 0.294, SLG: 0.239										3	0	1	1	0	0	0
Inning Stats	R: 0 E: 0 K: 2 S: 7 H: 0 LOB: 0 BB: 0 P: 7	R: 0 E: 0 K: 0 S: 3 H: 0 LOB: 1 BB: 1 P: 7	R: 0 E: 0 K: 1 S: 5 H: 0 LOB: 0 BB: 0 P: 5	R: 0 E: 0 K: 2 S: 7 H: 0 LOB: 0 BB: 0 P: 7	R: 0 E: 0 K: 0 S: 3 H: 1 LOB: 0 BB: 0 P: 3	R: 2 E: 0 K: 0 S: 7 H: 4 LOB: 2 BB: 0 P: 7	R: 1 E: 0 K: 0 S: 4 H: 1 LOB: 3 BB: 3 P: 16	R: 0 E: 0 K: 0 S: 3 H: 0 LOB: 0 BB: 0 P: 3	R: 0 E: 1 K: 0 S: 5 H: 1 LOB: 2 BB: 0 P: 5	1B: 5 2B: 2 3B: 0 HR: 1	SF: 0 SAC: 0 DP: 1 HBP: 0			WP: 1 PB: 0 SB: 1 CS: 0	PA: 38		

livebaseballscorecards.com

	AB	34
	R	3
	H	7
	RBI	3
	BB	4
	SO	5
	LOB	13

PITCHER		IP	WLS	BF	H	R	ER	SO	BB	IBB	HBP	BLK	WP	HR	S	P	ERA	WHIP
Wayne Twitchell, R ERA: 4.71	(1, 1)	5.2	W	22	5	2	2	5	1	0	0	0	0	1	31	35	3.18	1.059
Will McEnaney, L ERA: 4.12	(6, 1)	0.1		2	0	1	1	0	1	0	0	0	0	0	1	5	27.00	3.000
Don Stanhouse, R ERA: 3.83	(7, 1)	3.0	S	14	2	0	0	0	2	0	0	0	1	0	12	20	0.00	1.333

PITCHER	IP	WLS	BF	H	R	ER	SO	BB	IBB	HBP	BLK	WP	HR	S	P	ERA	WHIP

Montreal Expos @ New York Mets

Shea Stadium, Flushing, NY

Tue Sep 06 1977, 3:33 AM EDT

Att. 4,702 - Unknown

TOP

Batter	1	2	3	4	5	6	7	8	9	AB	R	H	RBI	BB	SO	LOB
Dave Cash, R (1, 4) OBP: 0.347, SLG: 0.369	F6		FC 1-2f			1-3		P4		4	0	0	0	0	0	1
Warren Cromartie, L (1, 7) OBP: 0.317, SLG: 0.394	F8			4-3		F9		F1		4	0	0	0	0	0	0
Andre Dawson, R (1, 8) OBP: 0.319, SLG: 0.461	5-3			2B		K		K		4	0	1	0	0	2	0
Tony Perez, R (1, 3) OBP: 0.365, SLG: 0.463		G5-4-3 1B		F7			E 2B 1B		F9	4	1	2	0	0	0	1
Ellis Valentine, R (1, 9) OBP: 0.348, SLG: 0.521 Sam Mejias, R (7, PR) (7, 9) OBP: 0.255, SLG: 0.402		G5-4-3 1-2f		K			E1 2B 1-2 SF7		F6-3	3 1	0 1	0 0	0 0	0 0	1 0	3 0
Gary Carter, R (1, 2) OBP: 0.345, SLG: 0.502		F8			HR		F7		F7	4	1	1	1	0	0	2
Larry Parrish, R (1, 5) OBP: 0.319, SLG: 0.401			5-3		F6-3 1B		1-3 2-H 2B			3	0	2	1	0	0	0
Chris Speier, R (1, 6) OBP: 0.319, SLG: 0.333 Del Unser, L (7, PH) OBP: 0.332, SLG: 0.462 Pepe Frias, R (7, 6) OBP: 0.218, SLG: 0.236			FC1-6 1B		F6-3 1-2		SF7 3-H			2 0 0	0 0 0	1 0 0	0 1 0	0 0 0	0 0 0	1 0 0
Fred Holdsworth, R (1, 1) Will McEnaney, L (6, 1) Joe Kerrigan, R (6, 1) Jose Morales, R (7, PH) OBP: 0.229, SLG: 0.297 Bill Atkinson, L (7, 1) OBP: 0.200, SLG: 0.200 Dan Schatzeder, L (8, 1) Jackie Brown, R (8, 1) OBP: 0.145, SLG: 0.130			FC1-6 FC 1-2f		K		F7			2 0 0 1 0 0 0 0	0 0 0 0 0 0 0 0	0 0 0 0 0 0 0 0	0 0 0 0 0 0 0 0	1 0 0 0 0 0 0 0	0 0 0 0 0 0 0 0	1 0 0 2 0 0 0 0
Inning Stats	R: 0 E: 0 K: 0 S: 3 H: 0 LOB: 0 BB: 0 P: 3	R: 0 E: 0 K: 0 S: 3 H: 1 LOB: 0 BB: 0 P: 3	R: 0 E: 0 K: 0 S: 4 H: 1 LOB: 1 BB: 0 P: 4	R: 0 E: 0 K: 1 S: 6 H: 1 LOB: 1 BB: 0 P: 6	R: 1 E: 0 K: 1 S: 6 H: 2 LOB: 0 BB: 0 P: 6	R: 0 E: 0 K: 1 S: 5 H: 0 LOB: 0 BB: 0 P: 5	R: 2 E: 1 K: 0 S: 6 H: 2 LOB: 2 BB: 0 P: 6	R: 0 E: 0 K: 1 S: 5 H: 0 LOB: 0 BB: 0 P: 5	R: 0 E: 0 K: 0 S: 3 H: 0 LOB: 0 BB: 0 P: 3	1B: 4 2B: 2 3B: 0 HR: 1 SF: 1 SAC: 0 DP: 2 HBP: 0						

	AB	32
	R	3
	H	7
	RBI	3
	BB	0
	SO	4
	LOB	11

WP: 0 PB: 0 SB: 0 CS: 0 PA: 33

livebaseballscorecards.com

PITCHER		IP	WLS	BF	H	R	ER	SO	BB	IBB	HBP	BLK	WP	HR	S	P	ERA	WHIP
Jackson Todd, R ERA: 4.1	(1, 1)	6.1	W	25	7	3	1	3	0	0	0	0	0	1	31	31	1.42	1.105
Bob Apodaca, R ERA: 2.65	(7, 1)	2.2	S	8	0	0	0	1	0	0	0	0	0	0	10	10	0.00	0.000

PITCHER	IP	WLS	BF	H	R	ER	SO	BB	IBB	HBP	BLK	WP	HR	S	P	ERA	WHIP

Montreal Expos @ New York Mets

Shea Stadium, Flushing, NY

Tue Sep 06 1977, 3:33 AM EDT

Att. 4,702 - Unknown

BOTTOM

Batter	1	2	3	4	5	6	7	8	9	AB	R	H	RBI	BB	SO	LOB
Lenny Randle, S (1, 5) OBP: 0.380, SLG: 0.406	4-3			BB		BB		L9		2	2	0	0	2	0	0
Lee Mazzilli, S (1, 8) OBP: 0.333, SLG: 0.318	F9			3B 1-H		F7 1-2		WP 1B BB		3	2	1	1	1	0	1
Bruce Boisclair, L (1, 9) OBP: 0.368, SLG: 0.407	F7			K		1B 2-3		K 1-2		4	1	1	0	0	2	2
Steve Henderson, R (1, 7) OBP: 0.388, SLG: 0.521		K		SF7 BB		4-3 2-H 3-H	1B	S 2-H	1B	3	0	2	3	1	1	0
Ed Kranepool, L (1, 3) OBP: 0.332, SLG: 0.463		4-3		SF7 1-2 3-H		4-3 2-3		BB 1-2		2	0	0	1	1	0	1
John Stearns, R (1, 2) OBP: 0.375, SLG: 0.418		K		6-3		K		K		4	0	0	0	0	3	4
Joel Youngblood, R (1, 4) OBP: 0.283, SLG: 0.273			F8		F7		5-3			3	0	0	0	0	0	0
Doug Flynn, R (1, 6) OBP: 0.240, SLG: 0.263			F1-3		CS 1B		F1-3			3	0	1	0	0	0	0
Jackson Todd, R (1, 1) OBP: 0.143, SLG: 0.077 Bob Apodaca, R (7, 1) OBP: 0.167, SLG: 0.167			K		K 1-2		K			2 1	0 0	0 0	0 0	0 0	2 1	1 0
Inning Stats	R: 0 E: 0 K: 0 S: 3 H: 0 LOB: 0 BB: 0 P: 3	R: 0 E: 0 K: 2 S: 7 H: 0 LOB: 0 BB: 0 P: 7	R: 0 E: 0 K: 1 S: 5 H: 0 LOB: 0 BB: 0 P: 5	R: 2 E: 0 K: 1 S: 6 H: 1 LOB: 1 BB: 2 P: 14	R: 0 E: 0 K: 1 S: 5 H: 1 LOB: 1 BB: 0 P: 5	R: 2 E: 0 K: 1 S: 7 H: 2 LOB: 1 BB: 1 P: 11	R: 0 E: 0 K: 1 S: 5 H: 0 LOB: 0 BB: 0 P: 5	R: 1 E: 0 K: 2 S: 8 H: 1 LOB: 2 BB: 2 P: 16		1B: 3 2B: 2 3B: 1 HR: 0 SF: 1 SAC: 0 DP: 1 HBP: 0						

livebaseballscorecards.com

AB	27
R	5
H	5
RBI	5
BB	5
SO	9
LOB	9

WP: 1 PA: 33
PB: 0
SB: 2
CS: 1

PITCHER		IP	WLS	BF	H	R	ER	SO	BB	IBB	HBP	BLK	WP	HR	S	P	ERA	WHIP
Fred Holdsworth, R ERA: 4.35	(1, 1)	5.1	L	22	4	4	4	5	3	0	0	0	0	0	29	41	6.75	1.312
Will McEnaney, L ERA: 4.1	(6, 1)	0.1		1	0	0	0	0	0	0	0	0	0	0	1	1	0.00	0.000
Joe Kerrigan, R ERA: 3.2	(6, 1)	0.1		1	0	0	0	1	0	0	0	0	0	0	3	3	0.00	0.000
Bill Atkinson, R ERA: 3.57	(7, 1)	1.2		7	1	1	1	2	1	0	0	0	1	0	10	14	5.40	1.200
Dan Schatzeder, L ERA: 7.71	(8, 1)	0.0		1	0	0	0	0	1	0	0	0	0	0	0	4	∞	∞

PITCHER		IP	WLS	BF	H	R	ER	SO	BB	IBB	HBP	BLK	WP	HR	S	P	ERA	WHIP
Jackie Brown, R ERA: 4.51	(8, 1)	0.1		1	0	0	0	1	0	0	0	0	0	0	3	3	0.00	0.000

Montreal Expos @ Chicago Cubs

Wrigley Field, Chicago, IL

Wed Sep 07 1977, 3:33 AM CDT

Att. 3,768 - Overcast - 71 F

Batter	1	2	3	4	5	6	7	8	9	AB	R	H	RBI	BB	SO	LOB
Dave Cash, R (1, 4) OBP: 0.344, SLG: 0.367	5-3			F9	6-3		P4			4	0	0	0	0	0	0
Warren Cromartie, L (1, 7) OBP: 0.316, SLG: 0.393	4-3			2B 1B 1B	3-1			4-3		4	1	1	0	0	0	0
Andre Dawson, R (1, 8) OBP: 0.321, SLG: 0.462	4-3			1-2 2B 1B		1B 1B 1B		6-3		4	2	2	0	0	0	0
Tony Perez, R (1, 3) OBP: 0.368, SLG: 0.466		K		1-H 2-H 1B 2B		G5-3 1-2 1B 1B		FC6-4 BB		3	1	2	2	1	1	0
Ellis Valentine, R (1, 9) OBP: 0.349, SLG: 0.520		5-3		1B 1B IBB		1-2 2-H G5-3 1B		FC6-4 1-2f		3	0	1	1	1	0	1
Sam Mejias, R (8, 9) OBP: 0.255, SLG: 0.402										0	0	0	0	0	0	0
Gary Carter, R (1, 2) OBP: 0.344, SLG: 0.500		6-3		1-2 2-H 1B 1B		G5-3 1-2 2-3f			F5	4	0	1	1	0	0	2
Larry Parrish, R (1, 5) OBP: 0.315, SLG: 0.397			6-3	F7		F7			K	4	0	0	0	0	1	3
Chris Speier, R (1, 6) OBP: 0.318, SLG: 0.333			G3	1-2 2-H 1B			K		4-3	4	0	1	0	0	1	0
Stan Bahnsen, R (1, 1) OBP: 0.178, SLG: 0.167			K		K		K			3	0	0	0	0	3	0
Don Stanhouse, R (7, 1) OBP: 0.239, SLG: 0.273										0	0	0	0	0	0	0

TOP

livebaseballscorecards.com

AB	33
R	4
H	8
RBI	4
BB	2
SO	6
LOB	6

Inning Stats	1	2	3	4	5	6	7	8	9		
	R: 0 H: 0 E: 0 LOB: 0 K: 0 BB: 0 S: 7 P: 9	R: 0 H: 0 E: 0 LOB: 0 K: 1 BB: 0 S: 5 P: 5	R: 0 H: 0 E: 0 LOB: 0 K: 1 BB: 0 S: 5 P: 5	R: 3 H: 5 E: 0 LOB: 2 K: 0 BB: 1 S: 7 P: 11	R: 0 H: 0 E: 0 LOB: 0 K: 1 BB: 0 S: 5 P: 5	R: 1 H: 3 E: 0 LOB: 1 K: 0 BB: 0 S: 5 P: 5	R: 0 H: 0 E: 0 LOB: 0 K: 2 BB: 0 S: 7 P: 7	R: 0 H: 0 E: 0 LOB: 1 K: 0 BB: 1 S: 6 P: 10	R: 0 H: 0 E: 0 LOB: 0 K: 1 BB: 0 S: 5 P: 5	1B: 7 SF: 0 2B: 1 SAC: 0 3B: 0 DP: 1 HR: 0 HBP: 0	WP: 0 PA: 35 PB: 0 SB: 0 CS: 0

PITCHER	IP	WLS	BF	H	R	ER	SO	BB	IBB	HBP	BLK	WP	HR	S	P	ERA	WHIP
Rick Reuschel, R (1, 1) ERA: 2.66	9.0	L	35	8	4	4	6	1	1	0	0	0	0	52	62	4.00	1.000

PITCHER	IP	WLS	BF	H	R	ER	SO	BB	IBB	HBP	BLK	WP	HR	S	P	ERA	WHIP

Batter	1	2	3	4	5	6	7	8	9	AB	R	H	RBI	BB	SO	LOB
Ivan De Jesus, R (1, 6) OBP: 0.324, SLG: 0.337	L4		2B 3B		6-3		F8		6-3	4	1	1	0	0	0	0
Jose Cardenal, R (9, PH) OBP: 0.341, SLG: 0.362										1	0	0	0	0	0	1
Larry Biittner, L (1, 7) OBP: 0.345, SLG: 0.424	F7		3-H 2B		1B 2B		1B		FC4-6 BB	4	0	3	1	1	0	0
Mick Kelleher, R (9, PR) OBP: 0.250, SLG: 0.287										0	0	0	0	0	0	0
Bill Buckner, L (1, 3) OBP: 0.331, SLG: 0.460	L8		E1		2-3 FC4-6 1B		1-2 FC6-4 1B		1-2f FC4-6	5	0	2	0	0	0	3
Jerry Morales, R (1, 8) OBP: 0.351, SLG: 0.449		1-3	F7		P4		1-2f FC6-4			4	0	0	0	0	0	6
Bobby Murcer, L (1, 9) OBP: 0.367, SLG: 0.471		P4		SH3 FC5-2 2B	1-2f FC4-6			G3		4	1	1	0	0	0	2
Steve Ontiveros, S (1, 5) OBP: 0.390, SLG: 0.438		1B		FC5-2 SH3 BB		3-1		P6		3	0	1	0	1	0	0
Manny Trillo, R (1, 4) OBP: 0.338, SLG: 0.383		F9		1-2 2-3 SH3		L8		6-3		3	0	0	0	0	0	1
George Mitterwald, R (1, 2) OBP: 0.294, SLG: 0.379			F7	2-3 3-H FC5-2		5-3			L1-3	3	0	0	0	0	0	1
Gene Clines, R (9, PH) OBP: 0.362, SLG: 0.399										1	0	0	0	0	0	0
Rick Reuschel, R (1, 1) OBP: 0.210, SLG: 0.253			4-3	F7			1-3		6-3 2B	3	0	0	0	0	0	1
Greg Gross, L (9, PH) OBP: 0.384, SLG: 0.437										1	0	1	0	0	0	0
Inning Stats	R: 0 H: 0 E: 0 LOB: 0 K: 0 BB: 0 S: 6 P: 7	R: 0 H: 1 E: 0 LOB: 1 K: 0 BB: 0 S: 4 P: 4	R: 1 H: 2 E: 1 LOB: 2 K: 0 BB: 0 S: 9 P: 12	R: 1 H: 1 E: 0 LOB: 1 K: 0 BB: 1 S: 7 P: 13	R: 0 H: 2 E: 0 LOB: 2 K: 0 BB: 0 S: 5 P: 5	R: 0 H: 0 E: 0 LOB: 0 K: 0 BB: 0 S: 3 P: 3	R: 0 H: 2 E: 0 LOB: 2 K: 0 BB: 0 S: 8 P: 10	R: 0 H: 0 E: 0 LOB: 0 K: 0 BB: 0 S: 7 P: 10	R: 0 H: 1 E: 0 LOB: 2 K: 0 BB: 1 S: 4 P: 8	1B: 4 SF: 0 2B: 4 SAC: 1 3B: 1 DP: 0 HR: 0 HBP: 0						

PITCHER	IP	WLS	BF	H	R	ER	SO	BB	IBB	HBP	BLK	WP	HR	S	P	ERA	WHIP
Stan Bahnsen, R (1, 1) ERA: 4.87	6.2	W	30	8	2	2	0	1	0	0	0	0	0	41	53	2.70	1.350
Don Stanhouse, R (7, 1) ERA: 3.77	2.1	S	9	1	0	0	0	1	0	0	0	0	0	12	19	0.00	0.857

PITCHER	IP	WLS	BF	H	R	ER	SO	BB	IBB	HBP	BLK	WP	HR	S	P	ERA	WHIP

BOTTOM

Montreal Expos @ Chicago Cubs

Wrigley Field, Chicago, IL

Wed Sep 07 1977, 3:33 AM CDT

Att. 3,768 - Overcast - 71 F

livebaseballscorecards.com

AB	36
R	2
H	9
RBI	1
BB	2
SO	0
LOB	15

WP: 0 PA: 39
PB: 0
SB: 0
CS: 0

Batter	1	2	3	4	5	6	7	8	9	10	AB	R	H	RBI	BB	SO	LOB
Dave Cash, R (1, 4) OBP: 0.345, SLG: 0.368	P4		1B SF9 2B	K 1-2			1-4-3			FC6-4 BB	4	1	1	0	1	1	1
Warren Cromartie, L (1, 7) OBP: 0.315, SLG: 0.391	F8		1B 2-3	1-3	CS 1B			K		FC6-4 S 1-2f 2-3	5	0	1	0	0	1	2
Andre Dawson, R (1, 8) OBP: 0.322, SLG: 0.460	1B BB		K					K2-3		F7 1-2	4	0	1	0	1	2	4
Tony Perez, R (1, 3) OBP: 0.367, SLG: 0.465	FC6-4 1-3 1B		SF9 3-H		K 1-2			K			3	0	1	1	0	2	1
Ellis Valentine, R (1, 9) OBP: 0.348, SLG: 0.517	FC6-4 1-2f		1-2 1B			6-3			K		4	0	1	0	0	1	2
Gary Carter, R (1, 2) OBP: 0.343, SLG: 0.497		5-3 BB	K			5-3			K		3	0	0	0	1	2	2
Larry Parrish, R (1, 5) OBP: 0.315, SLG: 0.393		5-3 1-2		FC4-6 BB		6-3			K		3	1	0	0	1	1	1
Pepe Frias, R (1, 6) OBP: 0.237, SLG: 0.254		L7		FC4-6 1-3 1B			1-3			FC6-4 SH1-4 1B	4	0	2	0	0	0	1
Steve Rogers, R (1, 1) OBP: 0.136, SLG: 0.095		F8		FC4-6 CS 1-2f 3-H			K			SH1-4 1-2	2	0	0	1	0	0	2
Santo Alcala, R (6, 1) OBP: 0.071, SLG: 0.179											1	0	0	0	0	1	0
Joe Kerrigan, R (7, 1)											0	0	0	0	0	0	0
Will McEnaney, L (10, 1)											0	0	0	0	0	0	0

Inning Stats	1	2	3	4	5	6	7	8	9	10
	R: 0 H: 1 E: 0 LOB: 2 K: 0 BB: 1 S: 4 P: 8	R: 0 H: 0 E: 0 LOB: 1 K: 0 BB: 1 S: 3 P: 7	R: 1 H: 3 E: 0 LOB: 2 K: 2 BB: 0 S: 14 P: 16	R: 1 H: 1 E: 0 LOB: 1 K: 1 BB: 1 S: 8 P: 12	R: 0 H: 1 E: 0 LOB: 0 K: 1 BB: 0 S: 8 P: 10	R: 0 H: 0 E: 0 LOB: 0 K: 0 BB: 0 S: 3 P: 3	R: 0 H: 0 E: 0 LOB: 0 K: 1 BB: 0 S: 5 P: 5	R: 0 H: 0 E: 0 LOB: 0 K: 3 BB: 0 S: 9 P: 9	R: 0 H: 0 E: 0 LOB: 0 K: 3 BB: 0 S: 9 P: 9	R: 0 H: 1 E: 0 LOB: 2 K: 0 BB: 1 S: 4 P: 8

PITCHER	IP	WLS	BF	H	R	ER	SO	BB	IBB	HBP	BLK	WP	HR	S	P	ERA	WHIP
Ray Burris, R (1, 1) ERA: 4.71	6.0		25	6	2	2	4	3	0	0	0	0	0	40	56	3.00	1.500
Paul Reuschel, R (7, 1) ERA: 3.93	1.0		3	0	0	0	1	0	0	0	0	0	0	5	5	0.00	0.000
Bruce Sutter, R (8, 1) ERA: 1.15	3.0	W	11	1	0	0	6	1	0	0	0	0	0	22	26	0.00	0.667

PITCHER	IP	WLS	BF	H	R	ER	SO	BB	IBB	HBP	BLK	WP	HR	S	P	ERA	WHIP

TOP

Montreal Expos @ Chicago Cubs

Wrigley Field, Chicago, IL

Thu Sep 08 1977, 3:33 AM CDT

Att. 2,841 - Sunny - 68 F

AB	33
R	2
H	7
RBI	2
BB	4
SO	11
LOB	16

1B: 6	SF: 1	WP: 0	PA: 39
2B: 2	SAC: 1	PB: 0	
3B: 0	DP: 1	SB: 1	
HR: 0	HBP: 0	CS: 2	

livebaseballscorecards.com

Batter	1	2	3	4	5	6	7	8	9	10	AB	R	H	RBI	BB	SO	LOB
Ivan De Jesus, R (1, 6) OBP: 0.323, SLG: 0.336	4-3			1-2-3 1B		K	FC4-6 1-2f			E2 G3 1-3	5	0	1	0	0	1	4
Larry Biittner, L (1, 7) OBP: 0.341, SLG: 0.419	K			1-2-3 1-2		F8		P6		G3 1-2	5	0	0	0	0	1	4
Bill Buckner, L (1, 3) OBP: 0.326, SLG: 0.455	4-3			L7		F9		L9		SF7 3-H	4	0	0	1	0	0	2
Bobby Murcer, L (1, 9) OBP: 0.370, SLG: 0.471		L4		4-0 BB			1B BB 1B	4-0 BB			2	1	1	0	2	0	0
Steve Ontiveros, S (1, 5) OBP: 0.387, SLG: 0.434		1-3		L8			K	4-3			4	0	0	0	0	1	4
Greg Gross, L (1, 8) OBP: 0.386, SLG: 0.435		6-3			G6-3 1B		E 1B 1-2 BB		F7		3	1	1	0	1	0	0
Manny Trillo, R (1, 4) OBP: 0.337, SLG: 0.382			5-3		G6-3 1-2f		E 1B 1-2 2-H		L5		4	0	1	1	0	0	1
George Mitterwald, R (1, 2) OBP: 0.292, SLG: 0.377			P7		L9		E5 FC4-6 1-2 2-H		P4		2	0	0	0	0	0	0
Jose Cardenal, R (7, PH) OBP: 0.339, SLG: 0.360											1	0	0	0	0	0	1
Steve Swisher, R (8, 2) OBP: 0.226, SLG: 0.291											1	0	0	0	0	0	0
Ray Burris, R (1, 1) OBP: 0.246, SLG: 0.297			K			1B	F3			E SF7 1B	1	0	0	0	0	1	0
Gene Clines, R (6, PH) OBP: 0.364, SLG: 0.402											1	0	1	0	0	0	0
Paul Reuschel, R (7, 1)											0	0	0	0	0	0	0
Jerry Morales, R (7, PH) OBP: 0.351, SLG: 0.448											1	0	0	0	0	0	2
Bruce Sutter, R (8, 1) OBP: 0.200, SLG: 0.111											0	0	0	0	0	0	0
Dave Rosello, R (10, PH) OBP: 0.310, SLG: 0.311											1	1	1	0	0	0	0
Inning Stats	R: 0 E: 0 K: 1 S: 5 / H: 0 LOB: 0 BB: 0 P: 5	R: 0 E: 0 K: 0 S: 3 / H: 0 LOB: 0 BB: 0 P: 3	R: 0 E: 0 K: 1 S: 5 / H: 0 LOB: 0 BB: 0 P: 5	R: 0 E: 0 K: 0 S: 4 / H: 1 LOB: 2 BB: 1 P: 8	R: 0 E: 0 K: 0 S: 6 / H: 1 LOB: 0 BB: 0 P: 9	R: 0 E: 0 K: 1 S: 8 / H: 1 LOB: 1 BB: 0 P: 9	R: 2 E: 1 K: 1 S: 14 / H: 2 LOB: 2 BB: 1 P: 21	R: 0 E: 0 K: 0 S: 3 / H: 0 LOB: 1 BB: 1 P: 7	R: 0 E: 0 K: 0 S: 3 / H: 0 LOB: 0 BB: 0 P: 3	R: 1 E: 1 K: 0 S: 7 / H: 1 LOB: 1 BB: 0 P: 7	1B: 6 2B: 0 3B: 0 HR: 0	SF: 1 SAC: 0 DP: 1 HBP: 0					

PITCHER		IP	WLS	BF	H	R	ER	SO	BB	IBB	HBP	BLK	WP	HR	S	P	ERA	WHIP
Steve Rogers, R ERA: 2.97	(1, 1)	5.0		17	2	0	0	2	1	0	0	0	0	0	23	30	0.00	0.600
Santo Alcala, R ERA: 4.96	(6, 1)	1.1		9	3	2	1	2	1	0	0	0	0	0	17	24	6.75	3.000
Joe Kerrigan, R ERA: 3.1	(7, 1)	2.2	L	11	1	1	0	0	1	0	0	0	0	0	13	18	0.00	0.750
Will McEnaney, L ERA: 4.07	(10, 1)	0.2		2	0	0	0	0	0	0	0	0	0	0	5	5	0.00	0.000

PITCHER	IP	WLS	BF	H	R	ER	SO	BB	IBB	HBP	BLK	WP	HR	S	P	ERA	WHIP

BOTTOM

Montreal Expos @ Chicago Cubs

Wrigley Field, Chicago, IL

Thu Sep 08 1977, 3:33 AM CDT

Att. 2,841 - Sunny - 68 F

livebaseballscorecards.com

AB	35
R	3
H	6
RBI	2
BB	3
SO	4
LOB	18

WP: 0 PB: 0 SB: 0 CS: 0 PA: 39

Montreal Expos @ Pittsburgh Pirates

Three Rivers Stadium, Pittsburgh, PA

Fri Sep 09 1977, 7:05 PM EDT

Att. 7,628 - Unknown

TOP

livebaseballscorecards.com

Batter	1	2	3	4	5	6	7	8	9	AB	R	H	RBI	BB	SO	LOB
Dave Cash, R (1, 4) OBP: 0.346, SLG: 0.367	F9		4-3, 2B, 1B 1-2		BBB, S, BB		6-3			3	1	1	0	1	0	0
Warren Cromartie, L (1, 7) OBP: 0.315, SLG: 0.390	4-3		4-3 1-2 2-3		P5			S, 1B		4	0	1	0	0	0	3
Andre Dawson, R (1, 8) OBP: 0.323, SLG: 0.465	2B		2B 2-H 3-H		F7			SSS, K 1-2		4	0	2	2	0	1	2
Tony Perez, R (1, 3) OBP: 0.364, SLG: 0.462	F9		6-3		SSS, K 1-2			F7		4	0	0	0	0	1	4
Ellis Valentine, R (1, 9) OBP: 0.345, SLG: 0.513 Sam Mejias, R (8, 9) OBP: 0.255, SLG: 0.402		L4		F4		6-3		5-3		4 0	0 0	0 0	0 0	0 0	0 0	1 0
Gary Carter, R (1, 2) OBP: 0.343, SLG: 0.494		SSS, K		F3		L5			FC4-6, 1B	4	0	1	0	0	1	0
Larry Parrish, R (1, 5) OBP: 0.314, SLG: 0.390		F8		BBB, 1B, BB		P5			F9	3	0	0	0	1	0	1
Chris Speier, R (1, 6) OBP: 0.319, SLG: 0.334			FC1-6, 1B	1-2, 1B			L8		FC4-6, CS 1-2f	4	0	2	0	0	0	1
Hal Dues, R (1, 1)			FC1-6, 4-3, 2B, 1B 1-2f	SSS, K			F9		CS 1-2	2	1	0	0	0	1	3
Jerry White, S (7, PH)										1	0	0	0	0	0	0
Don Stanhouse, R (7, 1) OBP: 0.239, SLG: 0.273										0	0	0	0	0	0	0
Inning Stats	R: 0 E: 0 K: 0 S: 4 H: 1 LOB: 1 BB: 0 P: 4	R: 0 E: 0 K: 1 S: 5 H: 0 LOB: 0 BB: 0 P: 5	R: 2 E: 0 K: 0 S: 6 H: 3 LOB: 1 BB: 0 P: 6	R: 0 E: 0 K: 1 S: 6 H: 1 LOB: 2 BB: 1 P: 10	R: 0 E: 0 K: 1 S: 5 H: 0 LOB: 1 BB: 1 P: 9	R: 0 E: 0 K: 0 S: 3 H: 0 LOB: 0 BB: 0 P: 3	R: 0 E: 0 K: 0 S: 3 H: 0 LOB: 0 BB: 0 P: 3	R: 0 E: 0 K: 1 S: 6 H: 1 LOB: 1 BB: 0 P: 6	R: 0 E: 0 K: 0 S: 3 H: 1 LOB: 0 BB: 0 P: 3	1B: 5 2B: 2 3B: 0 HR: 0 SF: 0 SAC: 0 DP: 0 HBP: 0						

	AB	33
	R	2
	H	7
	RBI	2
	BB	2
	SO	4
	LOB	15

WP: 0 PB: 0 SB: 2 CS: 1 PA: 36

PITCHER		IP	WLS	BF	H	R	ER	SO	BB	IBB	HBP	BLK	WP	HR	S	P	ERA	WHIP
Odell Jones, R ERA: 5.09	(1, 1)	3.0	L	13	4	2	2	1	0	0	0	0	0	0	15	15	6.00	1.333
Grant Jackson, L ERA: 3.71	(4, 1)	4.0		15	1	0	0	2	2	0	0	0	0	0	17	25	0.00	0.750
Kent Tekulve, R ERA: 2.93	(8, 1)	2.0		7	2	0	0	1	0	0	0	0	0	0	9	9	0.00	1.000

PITCHER	IP	WLS	BF	H	R	ER	SO	BB	IBB	HBP	BLK	WP	HR	S	P	ERA	WHIP

Montreal Expos @ Pittsburgh Pirates

Three Rivers Stadium, Pittsburgh, PA

Fri Sep 09 1977, 7:05 PM EDT

Att. 7,628 - Unknown

BOTTOM

Batter	1	2	3	4	5	6	7	8	9	AB	R	H	RBI	BB	SO	LOB
Frank Taveras, R (1, 6) OBP: 0.304, SLG: 0.319	K2-3		S	SH1-4 1-2	FC4-6 1B				3	0	2	1	0	1	0
Phil Garner, R (1, 4) OBP: 0.320, SLG: 0.433	L9		F6 1-2	5-3	FC4-6 1-2f				4	0	0	0	0	0	3
Dave Parker, L (1, 9) OBP: 0.403, SLG: 0.540	K		F8	1-3			4-3		4	0	0	0	0	1	2
Bill Robinson, R (1, 3) OBP: 0.339, SLG: 0.531		F8		F4		P2		F8		4	0	0	0	0	0	0
Al Oliver, L (1, 7) OBP: 0.342, SLG: 0.467		5-3		E 1B		BBBB 4-0 CS BB		F5		3	0	1	0	1	0	0
Ed Ott, L (1, 2) OBP: 0.338, SLG: 0.388		K 2B		E5 1-2		FC6-4 1-2 1B			F9	4	0	2	0	0	0	1
Dale Berra, R (1, 5) OBP: 0.143, SLG: 0.111 Miguel Dilone, S (9, PH) OBP: 0.171, SLG: 0.128		K		K	FC6-4 1-2f				L3-6 S 1B	3 1	0 0	0 1	0 0	0 0	2 0	4 0
Omar Moreno, L (1, 8) OBP: 0.300, SLG: 0.374			4-3 1B 2B	K			1-3		L3-6 1-3	4	1	1	0	0	1	3
Odell Jones, R (1, 1) OBP: 0.172, SLG: 0.143 Jerry Hairston, S (3, PH) OBP: 0.313, SLG: 0.329 Grant Jackson, S (4, 1) OBP: 0.333, SLG: 0.400 Mike Easler, L (7, PH) Kent Tekulve, R (8, 1) OBP: 0.273, SLG: 0.273			4-3 2-3		SH1-4 1B		F7			0 1 1 1 0	0 0 0 0 0	0 0 1 0 0	0 0 0 0 0	0 0 0 0 0	0 0 0 0 0	0 1 0 0 0

Inning Stats									
	R: 0 E: 0 K: 2 S: 7	H: 0 LOB: 0 BB: 0 P: 7	R: 0 E: 0 K: 1 S: 6	H: 1 LOB: 1 BB: 0 P: 6	R: 1 E: 0 K: 0 S: 5	H: 2 LOB: 1 BB: 0 P: 5	R: 0 E: 1 K: 2 S: 9	H: 1 LOB: 2 BB: 0 P: 9	R: 0 E: 0 K: 0 S: 4	H: 1 LOB: 1 BB: 0 P: 4
	R: 0 E: 0 K: 0 S: 3	H: 1 LOB: 1 BB: 1 P: 7	R: 0 E: 0 K: 0 S: 4	H: 1 LOB: 1 BB: 0 P: 4	R: 0 E: 0 K: 0 S: 3	H: 0 LOB: 0 BB: 0 P: 3	R: 0 E: 0 K: 0 S: 3	H: 1 LOB: 0 BB: 0 P: 3	1B: 6 2B: 3 3B: 0 HR: 0	SF: 0 SAC: 1 DP: 1 HBP: 0	WP: 0 PB: 0 SB: 2 CS: 1	PA: 35

PITCHER		IP	WLS	BF	H	R	ER	SO	BB	IBB	HBP	BLK	WP	HR	S	P	ERA	WHIP
Hal Dues, R ERA: 1.5	(1, 1)	6.0	W	25	6	1	1	5	1	0	0	0	0	0	34	38	1.50	1.167
Don Stanhouse, R ERA: 3.69	(7, 1)	3.0	S	10	2	0	0	0	0	0	0	0	0	0	10	10	0.00	0.667

PITCHER	IP	WLS	BF	H	R	ER	SO	BB	IBB	HBP	BLK	WP	HR	S	P	ERA	WHIP

AB	33
R	1
H	8
RBI	1
BB	1
SO	5
LOB	14

livebaseballscorecards.com

Montreal Expos @ Pittsburgh Pirates

Three Rivers Stadium, Pittsburgh, PA

Sat Sep 10 1977, 7:05 PM EDT

Att. 7,697 - Unknown

TOP

livebaseballscorecards.com

Batter	1	2	3	4	5	6	7	8	9	AB	R	H	RBI	BB	SO	LOB
Dave Cash, R (1, 4) OBP: 0.343, SLG: 0.364	6-3		5-3		6-3		G6-4-3 1-2f		3-1	5	0	0	0	0	0	1
Warren Cromartie, L (1, 7) OBP: 0.314, SLG: 0.389	L5		F8		1B		4-3			4	0	1	0	0	0	0
Andre Dawson, R (1, 8) OBP: 0.325, SLG: 0.472	1B		6-3		F8			HR		4	1	2	1	0	0	1
Tony Perez, R (1, 3) OBP: 0.365, SLG: 0.468	1-2 1B			P3		HR		F8		4	1	2	1	0	0	0
Ellis Valentine, R (1, 9) OBP: 0.347, SLG: 0.526	SSS K			6-3		HR		HR		4	2	2	2	0	1	2
Gary Carter, R (1, 2) OBP: 0.342, SLG: 0.491		5-3		BBBB 1B BB		SSS K		F7		3	0	0	0	1	1	0
Stan Papi, R (1, 5) OBP: 0.500, SLG: 0.750		2B		1-2 FC1-6-4 1B		F7		F8		4	0	2	0	0	0	0
Chris Speier, R (1, 6) OBP: 0.317, SLG: 0.331		4-3		FC1-6-4 1-2f		L4			6-3	4	0	0	0	0	0	3
Wayne Twitchell, R (1, 1) OBP: 0.250, SLG: 0.200		SSS K			1-3		G6-4-3 1B		SSS K	3	0	1	0	0	1	1
Joe Kerrigan, R (8, 1)										1	0	0	0	0	1	0
Inning Stats	R: 0 E: 0 K: 1 S: 7 H: 2 LOB: 2 BB: 0 P: 7	R: 0 E: 0 K: 1 S: 6 H: 1 LOB: 1 BB: 0 P: 6	R: 0 E: 0 K: 0 S: 3 H: 0 LOB: 0 BB: 0 P: 3	R: 0 E: 0 K: 0 S: 4 H: 1 LOB: 2 BB: 1 P: 8	R: 0 E: 0 K: 0 S: 4 H: 1 LOB: 1 BB: 0 P: 4	R: 2 E: 0 K: 1 S: 7 H: 2 LOB: 0 BB: 0 P: 7	R: 0 E: 0 K: 0 S: 3 H: 1 LOB: 0 BB: 0 P: 3	R: 2 E: 0 K: 0 S: 5 H: 2 LOB: 0 BB: 0 P: 5	R: 0 E: 0 K: 1 S: 5 H: 0 LOB: 0 BB: 0 P: 5	1B: 5 2B: 1 3B: 0 HR: 4 SF: 0 SAC: 0 DP: 1 HBP: 0						

	AB	36
	R	4
	H	10
	RBI	4
	BB	1
	SO	4
	LOB	8

WP: 0 PB: 0 SB: 0 CS: 0 PA: 37

PITCHER		IP	WLS	BF	H	R	ER	SO	BB	IBB	HBP	BLK	WP	HR	S	P	ERA	WHIP
John Candelaria, L ERA: 2.52	(1, 1)	7.1	L	32	10	4	4	3	1	0	0	0	0	4	37	41	4.91	1.500
Larry Demery, R ERA: 4.9	(8, 1)	0.2		2	0	0	0	0	0	0	0	0	0	0	2	2	0.00	0.000
Rich Gossage, R ERA: 1.84	(9, 1)	1.0		3	0	0	0	1	0	0	0	0	0	0	5	5	0.00	0.000

PITCHER	IP	WLS	BF	H	R	ER	SO	BB	IBB	HBP	BLK	WP	HR	S	P	ERA	WHIP

BOTTOM

Montreal Expos @ Pittsburgh Pirates

Three Rivers Stadium, Pittsburgh, PA

Sat Sep 10 1977, 7:05 PM EDT

Att. 7,697 - Unknown

livebaseballscorecards.com

Batter	1	2	3	4	5	6	7	8	9	AB	R	H	RBI	BB	SO	LOB
Frank Taveras, R (1, 6) OBP: 0.306, SLG: 0.319	F6		1B		K			CS 1-2 BB		3	0	1	0	1	1	1
Phil Garner, R (1, 4) OBP: 0.320, SLG: 0.430	F9		F9			K		FC6 1-2 BB		3	0	0	0	1	1	1
Dave Parker, L (1, 9) OBP: 0.402, SLG: 0.538	5-3			E7 1B 1B		4-3		FC6 1-2f		4	1	1	0	0	0	1
Bill Robinson, R (1, 3) OBP: 0.338, SLG: 0.528		K		3-1 S F2 1B 3-H		K			K	4	0	1	1	0	3	0
Al Oliver, L (1, 7) OBP: 0.343, SLG: 0.468		1B		3-1 1-3			L4-6 S 1B		L7	4	0	2	0	0	0	1
Ed Ott, L (1, 2) OBP: 0.333, SLG: 0.382		K		F2 3-H			K 1-2		4-3	4	0	0	0	0	2	3
Ken Macha, R (1, 5) OBP: 0.242, SLG: 0.258		K			F8		L4-6 2-3			3	0	0	0	0	1	2
Omar Moreno, L (1, 8) OBP: 0.300, SLG: 0.378			6-3		F7			1B 3B		3	1	1	0	0	0	0
John Candelaria, L (1, 1) OBP: 0.243, SLG: 0.309			L5		1B			CS 3-H 1B		2	0	1	0	0	0	0
Larry Demery, R (8, 1) OBP: 0.158, SLG: 0.263										0	0	0	0	0	0	0
Mike Easler, L (8, PH) OBP: 0.333, SLG: 0.333										1	0	1	1	0	0	0
Mike Edwards, R (8, PR)										0	0	0	0	0	0	0
Rich Gossage, R (9, 1) OBP: 0.238, SLG: 0.286										0	0	0	0	0	0	0
Inning Stats	R: 0 E: 0 K: 0 S: 3 H: 0 LOB: 0 BB: 0 P: 3	R: 0 E: 0 K: 3 S: 10 H: 1 LOB: 1 BB: 0 P: 10	R: 0 E: 0 K: 0 S: 4 H: 1 LOB: 1 BB: 0 P: 4	R: 1 E: 1 K: 0 S: 4 H: 2 LOB: 0 BB: 0 P: 4	R: 0 E: 0 K: 1 S: 6 H: 1 LOB: 1 BB: 0 P: 6	R: 0 E: 0 K: 2 S: 7 H: 0 LOB: 0 BB: 0 P: 7	R: 0 E: 0 K: 1 S: 5 H: 1 LOB: 0 BB: 0 P: 5	R: 1 E: 0 K: 0 S: 3 H: 2 LOB: 1 BB: 2 P: 11	R: 0 E: 0 K: 1 S: 5 H: 0 LOB: 0 BB: 0 P: 5	1B: 7 2B: 1 3B: 1 HR: 0 SF: 0 SAC: 0 DP: 1 HBP: 0						

AB	31
R	2
H	8
RBI	2
BB	2
SO	8
LOB	9

WP: 0 PB: 0 SB: 2 CS: 2 PA: 33

PITCHER		IP	WLS	BF	H	R	ER	SO	BB	IBB	HBP	BLK	WP	HR	S	P	ERA	WHIP
Wayne Twitchell, R ERA: 4.54	(1, 1)	7.1	W	28	8	2	1	7	1	0	0	0	0	0	41	45	1.23	1.227
Joe Kerrigan, R ERA: 3.04	(8, 1)	1.2	S	5	0	0	0	1	1	0	0	0	0	0	6	10	0.00	0.600

PITCHER	IP	WLS	BF	H	R	ER	SO	BB	IBB	HBP	BLK	WP	HR	S	P	ERA	WHIP

Montreal Expos @ Pittsburgh Pirates

Three Rivers Stadium, Pittsburgh, PA

Sun Sep 11 1977, 3:33 AM EDT

Att. 9,470 - Unknown

TOP

livebaseballscorecards.com

Batter	1	2	3	4	5	6	7	8	9	AB	R	H	RBI	BB	SO	LOB
Dave Cash, R (1, 4) OBP: 0.344, SLG: 0.365	6-3		1B		K			FC4 1B SF8 1B	1B	4	1	2	0	0	1	1
Pepe Frias, R (8, 4) OBP: 0.250, SLG: 0.267										1	0	1	0	0	0	0
Warren Cromartie, L (1, 7) OBP: 0.315, SLG: 0.389	1B		4-3			F8		FC4 1B	F8	5	0	2	0	0	0	3
Andre Dawson, R (1, 8) OBP: 0.326, SLG: 0.470	F7			G6-4-3 BB		F9		FC4 1B	1B	4	1	1	0	1	0	3
Tony Perez, R (1, 3) OBP: 0.363, SLG: 0.465	K			G6-4-3		K		SF8	K	3	0	0	1	0	2	2
Tim Blackwell, S (8, 2) OBP: 0.200, SLG: 0.167										1	0	0	0	0	1	3
Ellis Valentine, R (1, 9) OBP: 0.348, SLG: 0.532		L4		HR			6-3	1B		4	1	2	1	0	0	0
Gary Carter, R (1, 2) OBP: 0.342, SLG: 0.497		F8		F8			HR	1B		3	1	1	1	0	0	0
Bill Atkinson, L (7, 1) OBP: 0.200, SLG: 0.200										0	0	0	0	0	0	0
Pete Mackanin, R (8, PH) OBP: 0.266, SLG: 0.307										1	0	1	1	0	0	0
Jackie Brown, R (8, 1) OBP: 0.145, SLG: 0.130										0	0	0	0	0	0	0
Stan Papi, R (1, 5) OBP: 0.250, SLG: 0.375		5-3			5-3		6-3	L3		4	0	0	0	0	0	2
Chris Speier, R (1, 6) OBP: 0.318, SLG: 0.331			5-3		BB		1B		1-3	3	0	1	0	1	0	0
Fred Holdsworth, R (1, 1) Larry Landreth, R (1, 1) Del Unser, L (3, PH) OBP: 0.143, SLG: 0.400 Dan Schatzeder, L (9, 1) Jerry White, S (9, PH) Santo Alcala, R (6, 1) OBP: 0.231, SLG: 0.179 Jose Morales, R (7, PH) OBP: 0.222, SLG: 0.296 (7, 2) (8, 3)			6-3		K		K		E4	0	0	0	0	0	0	0 0 0 1 0 2
Inning Stats	R: 0 E: 0 K: 1 S: 6 H: 1 LOB: 1 BB: 0 P: 6	R: 0 E: 0 K: 0 S: 3 H: 0 LOB: 0 BB: 0 P: 3	R: 0 E: 0 K: 0 S: 4 H: 1 LOB: 1 BB: 0 P: 4	R: 1 E: 0 K: 0 S: 3 H: 1 LOB: 0 BB: 1 P: 7	R: 0 E: 0 K: 2 S: 7 H: 0 LOB: 1 BB: 1 P: 11	R: 0 E: 0 K: 1 S: 5 H: 0 LOB: 0 BB: 0 P: 5	R: 1 E: 0 K: 1 S: 7 H: 2 LOB: 1 BB: 0 P: 7	R: 2 E: 0 K: 0 S: 7 H: 4 LOB: 2 BB: 0 P: 7	R: 0 E: 1 K: 1 S: 8 H: 2 LOB: 3 BB: 0 P: 8	1B: 9 2B: 0 3B: 0 HR: 2 SF: 1 SAC: 0 DP: 1 HBP: 0	WP: 0 PB: 0 SB: 0 CS: 0 PA: 40					

	AB	37
	R	4
	H	11
	RBI	4
	BB	2
	SO	6
	LOB	16

PITCHER		IP	WLS	BF	H	R	ER	SO	BB	IBB	HBP	BLK	WP	HR	S	P	ERA	WHIP
Bruce Kison, R ERA: 4.78	(1, 1)	7.0	W	27	5	2	2	5	2	0	0	0	0	2	35	43	2.57	1.000
Kent Tekulve, R ERA: 3.06	(8, 1)	2.0		13	6	2	2	1	0	0	0	0	0	0	15	15	9.00	3.000

PITCHER	IP	WLS	BF	H	R	ER	SO	BB	IBB	HBP	BLK	WP	HR	S	P	ERA	WHIP

Batter	1	2	3	4	5	6	7	8	9	AB	R	H	RBI	BB	SO	LOB
Frank Taveras, R (1, 6) OBP: 0.308, SLG: 0.322	SF8 1B	1B 1B	5-3		F8		G6-4-3 1B 1-2			5	2	3	0	0	0	0
Phil Garner, R (1, 4) OBP: 0.320, SLG: 0.430	SF8 1-H	BB 1B 1-H	F7			BB HR	G6-4-3 1-2f 2-3			3	1	1	2	1	0	2
Dave Parker, L (1, 9) OBP: 0.405, SLG: 0.550	HR 2B	1B BB 1B 2-3		K		HR 1-H	3B 3-H			4	3	3	2	1	1	0
Bill Robinson, R (1, 3) OBP: 0.342, SLG: 0.539	HR 2-H	S 1B 1B 1B 1-2		2B	4-3	F8				4	2	3	2	0	0	0
Dale Berra, R (7, 5) OBP: 0.138, SLG: 0.107										1	0	0	0	0	0	2
Al Oliver, L (1, 7) OBP: 0.345, SLG: 0.468	BB 1B BB	1B 1B 1-2 2-H		K	PB 1B 1B			F9		4	1	2	1	1	1	1
Omar Moreno, L (1, 8) OBP: 0.301, SLG: 0.377	F8	F3 2-3		FC6-4 BB	1B 1-H			L4		4	0	1	1	1	0	3
Ken Macha, R (1, 5) OBP: 0.289, SLG: 0.286 (7, 3)	BB 1B 1-2	1B 1-3 3-H		FC6-4 1-2f		BB		6-3		4	0	2	1	1	0	2
Duffy Dyer, R (1, 2) OBP: 0.373, SLG: 0.331	BB 1-2 2-3	F9			K	K				3	0	0	0	1	2	3
Bruce Kison, R (1, 1) OBP: 0.273, SLG: 0.344	K	F8			F7		G6-4-3 1B WP 1B			4	0	1	0	0	1	3
Mike Edwards, R (7, PR)										0	1	0	0	0	0	0
Kent Tekulve, R (8, 1) OBP: 0.273, SLG: 0.273										0	0	0	0	0	0	0
Inning Stats	R: 3 E: 0 K: 1 S: 9 H: 4 LOB: 3 BB: 2 P: 17	R: 3 E: 0 K: 0 S: 7 H: 5 LOB: 2 BB: 1 P: 11	R: 0 E: 0 K: 0 S: 3 H: 0 LOB: 0 BB: 0 P: 3	R: 0 E: 0 K: 2 S: 8 H: 1 LOB: 2 BB: 1 P: 12	R: 0 E: 0 K: 1 S: 5 H: 0 LOB: 0 BB: 0 P: 5	R: 3 E: 0 K: 1 S: 7 H: 3 LOB: 1 BB: 2 P: 15	R: 1 E: 0 K: 0 S: 5 H: 3 LOB: 2 BB: 0 P: 5	R: 0 E: 0 K: 0 S: 3 H: 0 LOB: 0 BB: 0 P: 3		1B: 11 2B: 2 3B: 1 HR: 2 SF: 1 SAC: 0 DP: 1 HBP: 0				WP: 1 PB: 1 SB: 3 CS: 0 PA: 43		

BOTTOM

Montreal Expos @ Pittsburgh Pirates

Three Rivers Stadium, Pittsburgh, PA

Sun Sep 11 1977, 3:33 AM EDT

Att. 9,470 - Unknown

livebaseballscorecards.com

AB	36
R	10
H	16
RBI	9
BB	6
SO	5
LOB	16

PITCHER		IP	WLS	BF	H	R	ER	SO	BB	IBB	HBP	BLK	WP	HR	S	P	ERA	WHIP
Fred Holdsworth, R ERA: 4.95	(1, 1)	0.2	L	7	4	3	3	0	1	0	0	0	0	1	6	10	40.50	7.500
Larry Landreth, R ERA: 20.25	(1, 1)	1.1		10	5	3	3	1	2	0	0	0	0	0	10	18	20.25	5.250
Dan Schatzeder, L ERA: 4.15	(3, 1)	2.0		8	1	0	0	2	1	0	0	0	0	0	11	15	0.00	1.000
Santo Alcala, R ERA: 5.03	(5, 1)	2.0		10	3	3	2	2	2	0	0	0	0	1	12	20	9.00	2.500
Bill Atkinson, R ERA: 3.64	(7, 1)	1.0		5	3	1	1	0	0	0	0	0	1	0	5	5	9.00	3.000

PITCHER		IP	WLS	BF	H	R	ER	SO	BB	IBB	HBP	BLK	WP	HR	S	P	ERA	WHIP
Jackie Brown, R ERA: 4.48	(8, 1)	1.0		3	0	0	0	0	0	0	0	0	0	0	3	3	0.00	0.000

Batter	1	2	3	4	5	6	7	8	9	AB	R	H	RBI	BB	SO	LOB
Lenny Randle, S (1, 5) OBP: 0.380, SLG: 0.400	K	FC3-6 BB 1-2			K	2B 2-H 3-H		F6		4	0	1	2	1	2	0
Lee Mazzilli, S (1, 8) OBP: 0.338, SLG: 0.325	E S 1B BB	FC3-6 1-2f 2-3			4-3	4-3			4-3	4	1	0	0	1	0	3
Bruce Boisclair, L (1, 9) OBP: 0.369, SLG: 0.421	K 1-2	K			1B 1B		6-3		CS 1B	5	0	2	0	0	2	3
Steve Henderson, R (1, 7) OBP: 0.377, SLG: 0.496	E3 1B E 2-3		L4		1-3 1B		6-3		K 1-2	5	1	1	0	0	1	2
John Milner, L (1, 3) OBP: 0.363, SLG: 0.434	E8 1-H 3-H 1B		F8		F9		BB 1B			4	0	2	1	0	0	2
John Stearns, R (1, 2) OBP: 0.375, SLG: 0.416	1B		F7			SH5-4 1B 2B 1B	1-2 BB			3	1	2	0	1	0	0
Joel Youngblood, R (1, 4) OBP: 0.287, SLG: 0.288	F7			K		1-2 SH5-4 2B 1B	K			4	1	1	0	0	2	4
Doug Flynn, R (1, 6) OBP: 0.237, SLG: 0.252		F6-3		F6-3		SH5-4 1-2 2-3		F8		3	0	0	0	0	0	0
Pat Zachry, R (1, 1) OBP: 0.133, SLG: 0.119		FC3-6 BB 1B		K		K		K		4	0	1	0	0	3	2
Bob Apodaca, R (8, 1) OBP: 0.167, SLG: 0.167										0	0	0	0	0	0	0
Skip Lockwood, R (9, 1) OBP: 0.200, SLG: 0.200										0	0	0	0	0	0	0
Inning Stats	R: 2 E: 2 K: 2 S: 10 H: 2 LOB: 2 BB: 1 P: 14	R: 0 E: 0 K: 1 S: 6 H: 1 LOB: 2 BB: 1 P: 10	R: 0 E: 0 K: 0 S: 3 H: 0 LOB: 0 BB: 0 P: 3	R: 0 E: 0 K: 2 S: 7 H: 0 LOB: 0 BB: 0 P: 7	R: 0 E: 0 K: 1 S: 7 H: 2 LOB: 2 BB: 0 P: 7	R: 2 E: 0 K: 1 S: 8 H: 3 LOB: 1 BB: 0 P: 8	R: 0 E: 0 K: 1 S: 6 H: 1 LOB: 2 BB: 1 P: 10	R: 0 E: 0 K: 1 S: 5 H: 0 LOB: 0 BB: 0 P: 5	R: 0 E: 0 K: 1 S: 5 H: 1 LOB: 0 BB: 0 P: 5	1B: 9 2B: 1 3B: 0 HR: 0	SF: 0 SAC: 1 DP: 0 HBP: 0						

TOP

New York Mets @ Montreal Expos

Olympic Stadium, Montreal, QB

Mon Sep 12 1977, 7:05 PM EDT

Att. 8,927 - Unknown

livebaseballscorecards.com

AB	36
R	4
H	10
RBI	3
BB	3
SO	10
LOB	16

WP: 0 PB: 0 SB: 1 CS: 1 PA: 40

PITCHER		IP	WLS	BF	H	R	ER	SO	BB	IBB	HBP	BLK	WP	HR	S	P	ERA	WHIP
Stan Bahnsen, R ERA: 4.81	(1, 1)	1.2	L	11	3	2	0	2	2	0	0	0	0	0	13	21	0.00	3.000
Jackie Brown, R ERA: 4.45	(2, 1)	5.1		23	6	2	2	6	1	0	0	0	0	0	34	38	3.38	1.312
Don Stanhouse, R ERA: 3.64	(8, 1)	2.0		6	1	0	0	2	0	0	0	0	0	0	10	10	0.00	0.500

PITCHER	IP	WLS	BF	H	R	ER	SO	BB	IBB	HBP	BLK	WP	HR	S	P	ERA	WHIP

Batter	1	2	3	4	5	6	7	8	9	AB	R	H	RBI	BB	SO	LOB
Dave Cash, R (1, 4) OBP: 0.346, SLG: 0.369	F6-3		1B		2B		FC5-4 FC5-3 1-2f		1-2 1B	5	0	3	0	0	0	1
Warren Cromartie, L (1, 7) OBP: 0.316, SLG: 0.389	FC5-4 1B		1-3 1B		P4		F7		F7	5	0	2	0	0	0	4
Andre Dawson, R (1, 8) OBP: 0.322, SLG: 0.464	FC5-4 1-2f		L5		L5		FC5-3 1-2f		F9	5	0	0	0	0	0	7
Tony Perez, R (1, 3) OBP: 0.365, SLG: 0.478	K			1B 2B		HR		F6-3 SF8 2B		4	3	3	1	0	1	1
Ellis Valentine, R (1, 9) OBP: 0.345, SLG: 0.528		K		L9		F8		F6-3 2-3		4	0	0	0	0	1	2
Gary Carter, R (1, 2) OBP: 0.341, SLG: 0.496		F1-6-4-3 1B		F6		4-3		SF8 3-H		3	0	1	1	0	0	1
Stan Papi, R (1, 5) OBP: 0.333, SLG: 0.417		F1-6-4-3 1-2		2-H 1B		FC6-4 1B		K		4	0	2	1	0	1	1
Chris Speier, R (1, 6) OBP: 0.317, SLG: 0.329 Jose Morales, R (9, PH) OBP: 0.233, SLG: 0.299 Pepe Frias, R (9, PR) OBP: 0.250, SLG: 0.267			L4	5-3		FC6-4 1-2f			1B 1B	3 1 0	0 0 0	0 1 0	0 0 0	0 0 0	0 0 0	2 0 0
Stan Bahnsen, R (1, 1) OBP: 0.178, SLG: 0.167 Jackie Brown, R (2, 1) OBP: 0.140, SLG: 0.125 Jerry White, S (7, PH) OBP: 0.333, SLG: 0.333 Don Stanhouse, R (8, 1) OBP: 0.239, SLG: 0.273 Del Unser, L (9, PH) OBP: 0.330, SLG: 0.458			F6-3		1-3		FC5-4 1B		F8	0 2 1 0 1	0 0 0 0 0	0 0 1 0 0	0 0 0 0 0	0 0 0 0 0	0 0 0 0 0	0 0 0 0 1
Inning Stats	R: 0 E: 0 K: 1 S: 6 H: 1 LOB: 1 BB: 0 P: 6	R: 0 E: 0 K: 1 S: 5 H: 1 LOB: 0 BB: 0 P: 5	R: 0 E: 0 K: 0 S: 5 H: 2 LOB: 2 BB: 0 P: 5	R: 1 E: 0 K: 0 S: 5 H: 2 LOB: 1 BB: 0 P: 5	R: 0 E: 0 K: 0 S: 4 H: 1 LOB: 1 BB: 0 P: 4	R: 1 E: 0 K: 0 S: 5 H: 2 LOB: 1 BB: 0 P: 5	R: 0 E: 0 K: 0 S: 4 H: 1 LOB: 1 BB: 0 P: 4	R: 1 E: 0 K: 1 S: 6 H: 1 LOB: 0 BB: 0 P: 6	R: 0 E: 0 K: 0 S: 5 H: 2 LOB: 2 BB: 0 P: 5	1B: 9 2B: 3 3B: 0 HR: 1 SF: 1 SAC: 0 DP: 1 HBP: 0						

PITCHER	IP	WLS	BF	H	R	ER	SO	BB	IBB	HBP	BLK	WP	HR	S	P	ERA	WHIP
Pat Zachry, R (1, 1) ERA: 4.38	7.0	W	31	11	3	3	2	0	0	0	0	0	1	35	35	3.86	1.571
Bob Apodaca, R (8, 1) ERA: 3.21	1.1		6	2	0	0	1	0	0	0	0	0	0	8	8	0.00	1.500
Skip Lockwood, R (9, 1) ERA: 2.95	0.2	S	2	0	0	0	0	0	0	0	0	0	0	2	2	0.00	0.000

PITCHER	IP	WLS	BF	H	R	ER	SO	BB	IBB	HBP	BLK	WP	HR	S	P	ERA	WHIP

BOTTOM

New York Mets @ Montreal Expos

Olympic Stadium, Montreal, QB

Mon Sep 12 1977, 7:05 PM EDT

Att. 8,927 - Unknown

livebaseballscorecards.com

AB	38
R	3
H	13
RBI	3
BB	0
SO	3
LOB	20

WP: 0	PA: 39		
PB: 0			
SB: 0			
CS: 0			

Batter	1	2	3	4	5	6	7	8	9	AB	R	H	RBI	BB	SO	LOB
Lenny Randle, S (1, 5) OBP: 0.379, SLG: 0.399	F7		F9 2-3		6-3			1B		4	0	1	0	0	0	1
Lee Mazzilli, S (1, 8) OBP: 0.339, SLG: 0.331	HR		BB 1B BB		G3			F8		3	2	1	1	1	0	1
Bruce Boisclair, L (1, 9) OBP: 0.368, SLG: 0.416	K		1B 1B 1-2 BB		K			F8		3	1	0	0	1	2	1
Paul Siebert, L (8, 1)										0	0	0	0	0	0	0
Steve Henderson, R (1, 7) OBP: 0.375, SLG: 0.493	1-3		1B 1-2 2-H 3-H 1B			K		F8		4	0	1	2	0	1	1
John Milner, L (1, 3) OBP: 0.362, SLG: 0.431		K	1-3 2-H 1B			3-1			P6	4	0	1	1	0	1	0
John Stearns, R (1, 2) OBP: 0.374, SLG: 0.422		K	F5			F3			HR	4	1	1	1	0	1	2
Joel Youngblood, R (1, 4) OBP: 0.281, SLG: 0.280		1-3		F7			K		K	4	0	0	0	0	2	0
Doug Flynn, R (1, 6) OBP: 0.238, SLG: 0.250			F9 SH3-4 1B BB	F8			F4-3		L3	2	1	0	0	1	0	0
Ron Hodges, L (9, PH) OBP: 0.306, SLG: 0.314										1	0	0	0	0	0	0
Roy Lee Jackson, R (1, 1)			SH3-4 1-2	5-3			F3			1	0	0	0	0	0	0
Rick Baldwin, L (6, 1) OBP: 0.500, SLG: 0.500										0	0	0	0	0	0	0
Pepe Mangual, R (7, PH)										1	0	0	0	0	0	0
Bob Apodaca, R (7, 1) OBP: 0.167, SLG: 0.167										0	0	0	0	0	0	0
Skip Lockwood, R (8, 1) OBP: 0.200, SLG: 0.200										0	0	0	0	0	0	0
Mike Vail, R (8, 9) OBP: 0.312, SLG: 0.404										0	0	0	0	0	0	0
Inning Stats	R: 1 E: 0 K: 1 S: 6 H: 1 LOB: 0 BB: 0 P: 6	R: 0 E: 0 K: 2 S: 7 H: 0 LOB: 0 BB: 0 P: 7	R: 3 E: 0 K: 0 S: 5 H: 2 LOB: 2 BB: 3 P: 17	R: 0 E: 0 K: 0 S: 3 H: 0 LOB: 0 BB: 0 P: 3	R: 0 E: 0 K: 1 S: 5 H: 0 LOB: 0 BB: 0 P: 5	R: 0 E: 0 K: 1 S: 5 H: 0 LOB: 0 BB: 0 P: 5	R: 0 E: 0 K: 1 S: 5 H: 0 LOB: 0 BB: 0 P: 5	R: 0 E: 0 K: 0 S: 4 H: 1 LOB: 1 BB: 0 P: 4	R: 1 E: 0 K: 1 S: 6 H: 1 LOB: 0 BB: 0 P: 6	1B: 3 2B: 0 3B: 0 HR: 2 SF: 0 SAC: 1 DP: 0 HBP: 0	WP: 0 PB: 0 SB: 0 CS: 0 PA: 35					

PITCHER	IP	WLS	BF	H	R	ER	SO	BB	IBB	HBP	BLK	WP	HR	S	P	ERA	WHIP
Steve Rogers, R (1, 1) ERA: 3.01	8.0	W	31	4	4	4	6	3	0	0	0	0	1	40	52	4.50	0.875
Don Stanhouse, R (9, 1) ERA: 3.67	1.0		4	1	1	1	1	0	0	0	0	0	1	6	6	9.00	1.000

PITCHER	IP	WLS	BF	H	R	ER	SO	BB	IBB	HBP	BLK	WP	HR	S	P	ERA	WHIP

TOP

New York Mets @ Montreal Expos

Olympic Stadium, Montreal, QB

Tue Sep 13 1977, 7:05 PM EDT

Att. 7,675 - Unknown

livebaseballscorecards.com

AB	31
R	5
H	5
RBI	5
BB	3
SO	7
LOB	6

New York Mets @ Montreal Expos

Olympic Stadium, Montreal, QB

Tue Sep 13 1977, 7:05 PM EDT

Att. 7,675 - Unknown

BOTTOM

Batter	1	2	3	4	5	6	7	8	9	AB	R	H	RBI	BB	SO	LOB
Dave Cash, R (1, 4) OBP: 0.347, SLG: 0.370	F8		F8	E S 1B		1B		SH S 3B 1-3 2-H		4	1	2	1	0	0	0
Stan Papi, R (1, 5) OBP: 0.353, SLG: 0.588	K		2B	K 1-3		1-3		1B 3B 1-H 3-H		5	1	2	2	0	2	2
Andre Dawson, R (1, 8) OBP: 0.321, SLG: 0.460	E S BB		F6		5-3		K	F6-3		4	0	0	0	1	1	3
Tony Perez, R (1, 3) OBP: 0.367, SLG: 0.481 Del Unser, L (8, PR) OBP: 0.330, SLG: 0.458 (9, 3)	F9 1-3		K		2B		E 1B	5-3 1B 3-H		5 0	0 0	3 0	1 0	0 0	1 0	3 0
Ellis Valentine, R (1, 9) OBP: 0.346, SLG: 0.525 Sam Mejias, R (8, PR) OBP: 0.255, SLG: 0.402 (9, 9)		2B BB	F4		K		E4 F6-4-3 1-2	5-3 1-2		4 0	0 0	1 0	0 0	1 0	1 0	4 0
Gary Carter, R (1, 2) OBP: 0.342, SLG: 0.496 Jose Morales, R (9, 2) OBP: 0.233, SLG: 0.299		2B 1-3		HR BB	P5		F6-4-3 1-2	5-3 1-2 2-3		4 0	1 0	1 0	0 0	1 0	0 0	5 0
Warren Cromartie, L (1, 7) OBP: 0.318, SLG: 0.395 Don Stanhouse, R (9, 1) OBP: 0.239, SLG: 0.273		5-3		HR 1-H		FC4-6 HBP		1B 1B 1B 1-3		4 0	2 0	2 0	2 0	0 0	0 0	5 0
Chris Speier, R (1, 6) OBP: 0.316, SLG: 0.328 Pepe Frias, R (8, PR) OBP: 0.250, SLG: 0.267 (9, 6)		K		F9		FC4-6 SH1-4 1-2f 1B		1B 1-3 SH 1B		4 0	1 1	1 0	0 0	0 0	1 0	3 0
Steve Rogers, R (1, 1) OBP: 0.133, SLG: 0.093 Jerry White, S (8, PH) OBP: 0.500, SLG: 0.500 (9, 7)		K		F6-3		SH1-4 1-2		SH 1-2 3-H 3B 1B		2 1	0 1	0 1	0 1	0 0	1 0	2 0
Inning Stats	R: 0 E: 0 K: 1 S: 5 H: 0 LOB: 1 BB: 1 P: 9	R: 0 E: 0 K: 2 S: 8 H: 1 LOB: 2 BB: 1 P: 12	R: 0 E: 1 K: 1 S: 7 H: 1 LOB: 2 BB: 0 P: 7	R: 2 E: 0 K: 1 S: 7 H: 2 LOB: 1 BB: 1 P: 11	R: 0 E: 0 K: 1 S: 6 H: 1 LOB: 1 BB: 0 P: 6	R: 1 E: 0 K: 0 S: 4 H: 1 LOB: 1 BB: 0 P: 5	R: 0 E: 1 K: 1 S: 6 H: 1 LOB: 1 BB: 0 P: 6	R: 5 E: 1 K: 0 S: 10 H: 6 LOB: 3 BB: 0 P: 10		1B: 8 2B: 3 3B: 1 HR: 1 SF: 0 SAC: 2 DP: 1 HBP: 1						

PITCHER		IP	WLS	BF	H	R	ER	SO	BB	IBB	HBP	BLK	WP	HR	S	P	ERA	WHIP
Roy Lee Jackson, R ERA: 4.76	(1, 1)	5.2		28	6	3	3	6	3	0	1	0	0	1	36	49	4.76	1.588
Rick Baldwin, R ERA: 4.63	(6, 1)	0.1		1	0	0	0	0	0	0	0	0	0	0	1	1	0.00	0.000
Bob Apodaca, R ERA: 3.5	(7, 1)	1.0	L	7	4	3	3	1	0	0	0	0	0	0	9	9	27.00	4.000
Skip Lockwood, R ERA: 3.02	(8, 1)	0.2		6	3	2	1	0	0	0	0	0	0	0	6	6	13.50	4.500
Paul Siebert, L ERA: 3.33	(8, 1)	0.1		1	0	0	0	0	0	0	0	0	0	0	1	1	0.00	0.000

PITCHER	IP	WLS	BF	H	R	ER	SO	BB	IBB	HBP	BLK	WP	HR	S	P	ERA	WHIP

AB	37
R	8
H	13
RBI	7
BB	3
SO	7
LOB	27

WP: 0 PA: 43
PB: 0
SB: 3
CS: 0

livebaseballscorecards.com

Batter	1	2	3	4	5	6	7	8	9	10	11	12	AB	R	H	RBI	BB	SO	LOB
Ivan De Jesus, R (1, 6) OBP: 0.324, SLG: 0.344	E6 6-3 FC1-5-6	FC6-4 1-2f		1-3			3B		G3		P6		6	0	1	0	0	0	5
Larry Biittner, L (1, 7) OBP: 0.340, SLG: 0.423	6-3 1-2		HR		G3		G3			F8		SH1 1B	6	1	2	1	0	0	2
Bill Buckner, L (1, 3) OBP: 0.329, SLG: 0.449	FC1-5-6 1B 2-3		4-3		4-3		3-1			K		SH1 1-2	5	0	0	0	0	1	2
Bobby Murcer, L (1, 9) OBP: 0.366, SLG: 0.460	1-2 1B		S BB		F9			K		F9		FC3-6 IBB	4	0	1	0	2	1	0
Steve Ontiveros, S (1, 5) OBP: 0.384, SLG: 0.424	L9		6-3 1-2			L4		1-3			6-3	K	6	0	0	0	0	1	5
Greg Gross, L (1, 8) OBP: 0.389, SLG: 0.446		4-3 1B 2B	FC5-4 IBB			BB		F7			F8	FC3-6 1-2f	4	1	1	0	2	0	2
Manny Trillo, R (1, 4) OBP: 0.334, SLG: 0.379		4-3 2-3	FC5-4 1-2f			K			4-3		E6 BB		5	0	0	0	0	1	4
Mike Gordon, S (1, 2) Joe Wallis, S (9, PR) OBP: 0.400, SLG: 0.418 Steve Swisher, R (9, 2) OBP: 0.245, SLG: 0.304		1-3		6-3		4-3			BB		IBB		3 0 0	0 0 0	0 0 0	0 0 0	1 0 1	0 0 0	2 0 0
Mike Krukow, R (1, 1) OBP: 0.216, SLG: 0.220 Paul Reuschel, R (7, 1) Gene Clines, R (9, PH) OBP: 0.371, SLG: 0.421 Bruce Sutter, R (9, 1) OBP: 0.200, SLG: 0.111 Jose Cardenal, R (11, PH) OBP: 0.338, SLG: 0.354 Dave Giusti, R (11, 1)	FC6-4 1B 3-H			K			F9		K		BB 1-2 2-3		3 0 1 0 0 0	0 0 0 0 0 0	1 0 0 0 0 0	1 0 0 0 0 0	0 0 0 0 1 0	1 0 1 0 0 0	0 0 1 0 0 0
Inning Stats	R: 0 H: 1 E: 1 LOB: 2 K: 0 BB: 0 S: 5 P: 5	R: 1 H: 2 E: 0 LOB: 1 K: 0 BB: 0 S: 5 P: 5	R: 1 H: 1 E: 0 LOB: 2 K: 0 BB: 2 S: 8 P: 18	R: 0 H: 0 E: 0 LOB: 0 K: 1 BB: 2 S: 6 P: 7	R: 0 H: 0 E: 0 LOB: 0 K: 0 BB: 0 S: 3 P: 3	R: 0 H: 0 E: 0 LOB: 1 K: 1 BB: 1 S: 5 P: 9	R: 0 H: 1 E: 0 LOB: 1 K: 0 BB: 0 S: 7 P: 7	R: 0 H: 0 E: 0 LOB: 0 K: 1 BB: 0 S: 5 P: 5	R: 0 H: 0 E: 0 LOB: 1 K: 1 BB: 1 S: 5 P: 9	R: 0 H: 0 E: 0 LOB: 0 K: 1 BB: 0 S: 6 P: 7	R: 0 H: 0 E: 1 LOB: 3 K: 0 BB: 2 S: 4 P: 12	R: 0 H: 1 E: 0 LOB: 2 K: 1 BB: 1 S: 6 P: 10	1B: 3 2B: 1 3B: 1 HR: 1	SF: 0 SAC: 1 DP: 0 HBP: 0		WP: 0 PB: 0 SB: 1 CS: 0	PA: 51		

PITCHER		IP	WLS	BF	H	R	ER	SO	BB	IBB	HBP	BLK	WP	HR	S	P	ERA	WHIP
Hal Dues, R ERA: 2.19	(1, 1)	6.1		28	5	2	2	2	2	1	0	0	0	1	37	52	2.84	1.105
Will McEnaney, L ERA: 4.03	(7, 1)	0.2		2	0	0	0	0	0	0	0	0	0	0	2	2	0.00	0.000
Joe Kerrigan, R ERA: 2.96	(8, 1)	2.0		7	0	0	0	2	1	0	0	0	0	0	10	14	0.00	0.500
Don Stanhouse, R ERA: 3.62	(10, 1)	2.0		9	0	0	0	1	1	1	0	0	0	0	10	19	0.00	0.500
Bill Atkinson, R ERA: 3.59	(12, 1)	1.0	W	5	1	0	0	1	0	1	0	0	0	0	6	10	0.00	1.000

PITCHER		IP	WLS	BF	H	R	ER	SO	BB	IBB	HBP	BLK	WP	HR	S	P	ERA	WHIP

TOP

Chicago Cubs @ Montreal Expos

Olympic Stadium, Montreal, QB

Wed Sep 14 1977, 7:05 PM EDT

Att. 5,235 - Unknown - 42 F

livebaseballscorecards.com

AB	43
R	2
H	6
RBI	2
BB	7
SO	6
LOB	23

Batter	1	2	3	4	5	6	7	8	9	10	11	12	AB	R	H	RBI	BB	SO	LOB
Dave Cash, R (1, 4) OBP: 0.345, SLG: 0.368	P4		K		L9		K 1-2 3-H		K			FC3-6 1B	6	0	1	0	0	3	5
Stan Papi, R (1, 5) OBP: 0.261, SLG: 0.435	L9		6-3			5-3		L7		K		FC3-6 1-2f 3B	6	1	0	0	0	1	1
Andre Dawson, R (1, 8) OBP: 0.321, SLG: 0.463	S 1B			5-3		5-3		G3		1-3		1-H 3B	6	0	2	1	0	0	0
Tony Perez, R (1, 3) OBP: 0.368, SLG: 0.479	1-2 BB			1B		F3		1-3		F7			4	0	1	0	1	0	0
Ellis Valentine, R (1, 9) OBP: 0.344, SLG: 0.523	5-3			K			1B BB SF8 1B		SH1-4 1B BB		K		2	0	0	0	0	1	3
Del Unser, L (6, 9) OBP: 0.335, SLG: 0.461													1	1	1	0	1	0	0
Pepe Frias, R (9, PR) OBP: 0.250, SLG: 0.267													0	0	0	0	0	0	0
Sam Mejias, R (10, 9) OBP: 0.253, SLG: 0.398													1	0	0	0	0	1	0
Gary Carter, R (1, 2) OBP: 0.344, SLG: 0.496		6-3		5-3			4-0 SF8 1B 1-2 BB		0-2 SH1-4 1-2 1B		K	BB 1B	4	1	2	0	1	0	1
Warren Cromartie, L (1, 7) OBP: 0.319, SLG: 0.395		G3	K				S 1-2 2-3 1B		SH1-4 1-2 2-3			1-2 BB	3	0	1	0	1	1	0
Chris Speier, R (1, 6) OBP: 0.317, SLG: 0.329		4-3	SH1-4 1B				SF8 2-3 3-H		IBB		K		3	0	1	1	1	1	2
Hal Dues, R (1, 1) Will McEnaney, L (7, 1) Jerry White, S (7, PH) OBP: 0.400, SLG: 0.400 Joe Kerrigan, R (8, 1) Jose Morales, R (9, PH) OBP: 0.200, SLG: 0.294 Don Stanhouse, R (10, 1) OBP: 0.239, SLG: 0.273 Pete Mackanin, R (11, PH) OBP: 0.263, SLG: 0.303 Bill Atkinson, L (12, 1) OBP: 0.200, SLG: 0.200		6-3		SH1-4 1-2			K		K		P4		1 0 1 0 1 0 0 0 0	0 0 0 0 0 0 0 0 0	0 0 0 0 0 0 0 0 0	0 0 0 0 1 0 0 1 0	0 0 0 0 0 0 0 0 0	0 0 0 0 1 0 0 0 2	0 0 0 2 2 3 0 0 0
Inning Stats	R: 0 E: 0 K: 0 S: 7 H: 1 LOB: 2 BB: 1 P: 13	R: 0 E: 0 K: 0 S: 3 H: 0 LOB: 0 BB: 0 P: 3	R: 0 E: 0 K: 1 S: 6 H: 0 LOB: 0 BB: 0 P: 7	R: 0 E: 0 K: 1 S: 7 H: 1 LOB: 1 BB: 0 P: 9	R: 0 E: 0 K: 1 S: 9 H: 1 LOB: 1 BB: 0 P: 10	R: 0 E: 0 K: 0 S: 3 H: 0 LOB: 0 BB: 0 P: 3	R: 2 E: 0 K: 2 S: 11 H: 2 LOB: 1 BB: 1 P: 15	R: 0 E: 0 K: 0 S: 3 H: 0 LOB: 0 BB: 0 P: 3	R: 0 E: 0 K: 2 S: 12 H: 1 LOB: 3 BB: 2 P: 20	R: 0 E: 0 K: 1 S: 5 H: 0 LOB: 0 BB: 0 P: 5	R: 0 E: 0 K: 2 S: 11 H: 1 LOB: 2 BB: 1 P: 15	R: 1 E: 0 K: 0 S: 3 H: 2 LOB: 1 BB: 0 P: 3	1B: 8 2B: 0 3B: 1 HR: 0	SF: 1 SAC: 2 DP: 0 HBP: 0	WP: 0 PB: 0 SB: 3 CS: 0	PA: 48			

PITCHER		IP	WLS	BF	H	R	ER	SO	BB	IBB	HBP	BLK	WP	HR	S	P	ERA	WHIP
Mike Krukow, R ERA: 4.7	(1, 1)	6.0		25	5	2	2	3	2	0	0	0	0	0	37	51	3.00	1.167
Paul Reuschel, R ERA: 3.74	(7, 1)	2.0		6	0	0	0	2	0	0	0	0	0	0	12	12	0.00	0.000
Bruce Sutter, R ERA: 1.29	(9, 1)	2.0		9	1	0	0	3	1	1	0	0	0	0	17	25	0.00	1.000
Dave Giusti, R ERA: 3.3	(11, 1)	1.1	L	8	3	1	1	2	1	0	0	0	0	0	14	18	6.75	3.000

PITCHER	IP	WLS	BF	H	R	ER	SO	BB	IBB	HBP	BLK	WP	HR	S	P	ERA	WHIP

BOTTOM

Chicago Cubs @ Montreal Expos

Olympic Stadium, Montreal, QB

Wed Sep 14 1977, 7:05 PM EDT

Att. 5,235 - Unknown - 42 F

livebaseballscorecards.com

AB	40
R	3
H	9
RBI	2
BB	5
SO	10
LOB	19

Batter	1	2	3	4	5	6	7	8	9	AB	R	H	RBI	BB	SO	LOB
Ivan De Jesus, R (1, 6) OBP: 0.323, SLG: 0.342	BBBB 4-0 G4-6-3 E 1B BB		X 0-0 ① F2		X 0-0 ① F5		BSSFS 1-3 ② K		X 0-0 ③ L6	4	1	0	0	1	1	1
Larry Biittner, L (1, 7) OBP: 0.343, SLG: 0.427	BBSSFX 2-2 1-2 G4-6-3 1B		X 0-0 2B		X 0-0 ② 4-3		BBBB 4-0 BB			3	0	2	0	1	0	0
Jose Cardenal, R (7, PR) OBP: 0.338, SLG: 0.354 (7, 7)										0	0	0	0	0	0	0
Bill Buckner, L (1, 3) OBP: 0.326, SLG: 0.444	X 0-0 ①② G4-6-3 1-2f 2-3		BSSFS 1-3 ② K		BBBSSFX 3-2 ③ F8		X 0-0 ③ G3			4	0	0	0	0	1	4
Jerry Morales, R (1, 8) OBP: 0.348, SLG: 0.447	X 0-0 E5 3-H		SSS 0-3 ③ K			X 0-0 HR		X 0-0 ① 1-3		4	1	1	1	0	1	1
Bobby Murcer, L (1, 9) OBP: 0.363, SLG: 0.456	X 0-0 ③ 1-3			BSSFX 1-2 ① P5	X 0-0 ① F9			X 0-0 ② L9		4	0	0	0	0	0	1
Bruce Sutter, R (8, 1) OBP: 0.200, SLG: 0.111										0	0	0	0	0	0	0
Steve Ontiveros, S (1, 5) OBP: 0.384, SLG: 0.422		X 0-0 ① F7		BBBB 4-0 3B BB	BBBB 4-0 BB			SSS 0-3 ③ K		2	1	0	0	2	1	0
Manny Trillo, R (1, 4) OBP: 0.335, SLG: 0.381		X 0-0 FC4-6 1B	BSSFX 1-2 1-H 5-3 3B		BSSFX 1-2 ② F7				BBBB 4-0 L5-3 BB	1	0	1	0	0	0	0
Mick Kelleher, R (2, 4) OBP: 0.263, SLG: 0.313										2	1	1	1	1	0	1
Mike Gordon, S (1, 2)		X 0-0 ② FC4-6 FC6 1-2f	X 0-0 ② 5-3 3-H		SSS 0-3 ③ K				X 0-0 ① B2	4	0	0	1	0	1	3
Bill Bonham, R (1, 1) OBP: 0.242, SLG: 0.262		X 0-0 ③ FC6 1-2f	SSS 0-3 ③ K				BBSSFX 2-2 ① 6-3		X 0-0 ② L5-3 1-2	3	0	0	0	0	1	1
Greg Gross, L (8, 9) OBP: 0.389, SLG: 0.446										0	0	0	0	0	0	0
Gene Clines, R (9, PH) OBP: 0.370, SLG: 0.419 (9, 9)										1	0	0	0	0	0	1
Inning Stats	R: 1 E: 1 K: 0 S: 7 H: 1 LOB: 1 BB: 1 P: 13	R: 0 E: 0 K: 0 S: 4 H: 1 LOB: 1 BB: 0 P: 4	R: 0 E: 0 K: 2 S: 9 H: 1 LOB: 0 BB: 0 P: 10	R: 2 E: 0 K: 1 S: 12 H: 1 LOB: 0 BB: 1 P: 18	R: 0 E: 0 K: 0 S: 6 H: 0 LOB: 0 BB: 0 P: 9	R: 1 E: 0 K: 1 S: 9 H: 1 LOB: 1 BB: 1 P: 14	R: 0 E: 0 K: 1 S: 10 H: 0 LOB: 1 BB: 1 P: 17	R: 0 E: 0 K: 1 S: 5 H: 0 LOB: 0 BB: 0 P: 5	R: 0 E: 0 K: 0 S: 3 H: 0 LOB: 1 BB: 1 P: 7	1B: 2 2B: 1 3B: 1 HR: 1 SF: 0 SAC: 0 DP: 1 HBP: 0						

TOP

Chicago Cubs @ Montreal Expos

Olympic Stadium, Montreal, QB

Thu Sep 15 1977, 7:05 PM EDT

Att. 7,369 - Unknown - 60 F

livebaseballscorecards.com

AB	32
R	4
H	5
RBI	3
BB	5
SO	6
LOB	13

WP: 0 PB: 0 SB: 0 CS: 0 PA: 37

PITCHER		IP	WLS	BF	H	R	ER	SO	BB	IBB	HBP	BLK	WP	HR	S	P	ERA	WHIP
Wayne Twitchell, R ERA: 4.47	(1, 1)	8.1		35	5	4	3	6	5	0	0	0	0	1	63	95	3.24	1.200
Will McEnaney, L ERA: 4.0	(9, 1)	0.2	W	2	0	0	0	0	0	0	0	0	0	0	2	2	0.00	0.000

PITCHER	IP	WLS	BF	H	R	ER	SO	BB	IBB	HBP	BLK	WP	HR	S	P	ERA	WHIP

BOTTOM

Chicago Cubs @ Montreal Expos

Olympic Stadium, Montreal, QB

Thu Sep 15 1977, 7:05 PM EDT

Att. 7,369 - Unknown - 60 F

livebaseballscorecards.com

Batter	1	2	3	4	5	6	7	8	9	AB	R	H	RBI	BB	SO	LOB
Dave Cash, R (1, 4) OBP: 0.344, SLG: 0.366	0-0 F3 E 1B 1B		0-0 E9 S		0-0 G6-4-3 1-2f		0-0 L9		SSS 0-3 K	5	1	1	0	0	1	3
Stan Papi, R (1, 5) OBP: 0.286, SLG: 0.429	0-0 E S 1-2 2B 1B		0-0 F8 1-2		0-0 F9		0-0 L5		0-0 1-H 1B	5	1	2	1	0	0	2
Andre Dawson, R (1, 8) OBP: 0.319, SLG: 0.459	0-0 F3 2-3		SSS 0-3 K			SSS 0-3 K		0-0 F8		4	0	0	0	0	2	3
Tony Perez, R (1, 3) OBP: 0.367, SLG: 0.477 Pepe Frias, R (8, PR) OBP: 0.250, SLG: 0.267 (9, 6)	SSS 0-3 K 1-3 3-H		0-0 G3			0-0 5-3		0-0 2B 1B		4 0	0 1	1 0	0 0	0 0	1 0	2 0
Ellis Valentine, R (1, 9) OBP: 0.346, SLG: 0.526 Sam Mejias, R (6, PR) OBP: 0.253, SLG: 0.398 (7, 9) Del Unser, L (8, PH) OBP: 0.333, SLG: 0.459 (9, 3)	0-0 3-H 2B			0-0 P4		0-0 FC6 1B 1B		BSSS 1-2 F7		3 0 1	0 0 0	2 0 0	1 0 0	0 0 0	0 0 0	0 0 1
Gary Carter, R (1, 2) OBP: 0.347, SLG: 0.506	0-0 F9			0-0 HR		0-0 1-2 1B		0-0 1-H 2B		4	1	3	2	0	0	1
Warren Cromartie, L (1, 7) OBP: 0.317, SLG: 0.392		0-0 4-3		0-0 F5		0-0 FC6 2-3f		BBBSSF 3-2 4-3		4	0	0	0	0	0	4
Chris Speier, R (1, 6) OBP: 0.315, SLG: 0.326 Jerry White, S (9, 9) OBP: 0.500, SLG: 0.500		SSS 0-3 K		SSS 0-3 K			0-0 E6 FC1-6		0-0 S 1B 1B	3 1	0 1	0 1	0 0	0 0	2 0	0 0
Wayne Twitchell, R (1, 1) OBP: 0.255, SLG: 0.190 Will McEnaney, L (9, 1)		0-0 5-3			BBBB 4-0 G6-4-3 BB		0-0 FC1-6 1-2f		SSS 0-3 K	2 1	0 0	0 0	0 0	1 1	0 1	1 1

Inning Stats																				
	R: 2	H: 3	R: 0	H: 0	R: 0	H: 0	R: 1	H: 1	R: 0	H: 0	R: 0	H: 2	R: 0	H: 0	R: 1	H: 2	R: 1	H: 2	1B: 7	SF: 0	WP: 0	PA: 38
	E: 0	LOB: 1	E: 0	LOB: 0	E: 1	LOB: 1	E: 0	LOB: 0	E: 0	LOB: 0	E: 0	LOB: 2	E: 1	LOB: 1	E: 0	LOB: 2	E: 0	LOB: 1	2B: 2	SAC: 0	PB: 0	
	K: 1	BB: 0	K: 1	BB: 0	K: 1	BB: 0	K: 1	BB: 0	K: 0	BB: 1	K: 1	BB: 0	K: 0	BB: 0	K: 0	BB: 0	K: 2	BB: 0	3B: 0	DP: 1	SB: 3	
	S: 8	P: 8	S: 5	P: 5	S: 6	P: 6	S: 6	P: 6	S: 2	P: 6	S: 7	P: 7	S: 4	P: 4	S: 12	P: 16	S: 8	P: 8	HR: 1	HBP: 0	CS: 0	

PITCHER	IP	WLS	BF	H	R	ER	SO	BB	IBB	HBP	BLK	WP	HR	S	P	ERA	WHIP
Bill Bonham, R (1, 1) ERA: 4.37	7.2		33	8	4	4	5	1	0	0	0	0	1	46	51	4.70	1.174
Bruce Sutter, R (8, 1) ERA: 1.37	1.0	L	5	2	1	1	2	0	0	0	0	0	0	12	15	9.00	2.000

PITCHER	IP	WLS	BF	H	R	ER	SO	BB	IBB	HBP	BLK	WP	HR	S	P	ERA	WHIP

AB	37
R	5
H	10
RBI	4
BB	1
SO	7
LOB	18

Pittsburgh Pirates @ Montreal Expos

Olympic Stadium, Montreal, QB

Fri Sep 16 1977, 7:05 PM EDT

Att. 7,026 - Unknown

TOP

livebaseballscorecards.com

Batter	1	2	3	4	5	6	7	8	9	AB	R	H	RBI	BB	SO	LOB
Frank Taveras, R (1, 6) OBP: 0.311, SLG: 0.332	F8		6-3		F7		P4			3	0	0	0	0	0	3
Ed Ott, L (7, PH) OBP: 0.340, SLG: 0.389 (7, 2)										1	0	0	0	0	0	2
Phil Garner, R (1, 4) OBP: 0.320, SLG: 0.434	F8			P5	F7		FC5-4 1-2f			4	0	0	0	0	0	4
Dave Parker, L (1, 9) OBP: 0.398, SLG: 0.535	K			BB BB		F9		6-3		3	0	0	0	1	1	0
Bill Robinson, R (1, 3) OBP: 0.339, SLG: 0.531		1-3 4-3 2-1 1B		1-2 BB		K		5-3		3	0	1	0	1	1	0
Al Oliver, L (1, 7) OBP: 0.347, SLG: 0.465		4-3 1-2		K		FC6-4 1B		FC6-4 1B		4	0	2	0	0	1	3
Ken Macha, R (1, 5) OBP: 0.281, SLG: 0.278		1-3 2-3		K		FC6-4 1-2f		FC6-4 1-2f		4	0	0	0	0	1	5
Duffy Dyer, R (1, 2) OBP: 0.370, SLG: 0.325			6-3		BB BB		1B 1B		4-3	2	0	1	0	1	0	0
Larry Demery, R (7, PR) OBP: 0.158, SLG: 0.263		2-1 3-H								0	0	0	0	0	0	0
Mario Mendoza, R (7, 6) OBP: 0.238, SLG: 0.247										0	0	0	0	0	0	0
Bobby Tolan, L (9, PH) OBP: 0.234, SLG: 0.303										1	0	0	0	0	0	0
Omar Moreno, L (1, 8) OBP: 0.302, SLG: 0.376			1B		K		F8		F7	4	0	1	0	0	1	2
Bruce Kison, R (1, 1) OBP: 0.269, SLG: 0.338			F4		BB 1-2		FC5-4 1-2 1B		4-3	1	0	0	0	0	0	1
Fernando Gonzalez, R (5, PH) OBP: 0.318, SLG: 0.401										0	0	0	0	1	0	0
Mike Edwards, R (5, PR)										0	0	0	0	0	0	0
Odell Jones, R (5, 1) OBP: 0.172, SLG: 0.143										0	0	0	0	0	0	0
Jerry Hairston, S (7, PH) OBP: 0.317, SLG: 0.333										1	0	1	0	0	0	0
Kent Tekulve, R (7, 1) OBP: 0.273, SLG: 0.273										0	0	0	0	0	0	0
Mike Easler, L (9, PH) OBP: 0.400, SLG: 0.600										1	0	0	0	0	0	0
Totals										**AB 32**						
										R 0						
										H 6						
										RBI 0						
										BB 4						
										SO 5						
										LOB 20						

Inning Stats	1	2	3	4	5	6	7	8	9
	R: 0 E: 0 K: 1 S: 5	H: 0 LOB: 0 BB: 0 P: 5	R: 0 E: 0 K: 0 S: 3	H: 1 LOB: 1 BB: 0 P: 3	R: 0 E: 0 K: 0 S: 4	H: 1 LOB: 1 BB: 0 P: 4	R: 0 E: 0 K: 2 S: 7	H: 0 LOB: 2 BB: 2 P: 15	R: 0 E: 0 K: 1 S: 5	H: 0 LOB: 2 BB: 2 P: 13
	R: 0 E: 0 K: 1 S: 6	H: 1 LOB: 1 BB: 0 P: 6	R: 0 E: 0 K: 0 S: 5	H: 2 LOB: 2 BB: 0 P: 5	R: 0 E: 0 K: 0 S: 4	H: 1 LOB: 1 BB: 0 P: 4	R: 0 E: 0 K: 0 S: 3	H: 0 LOB: 0 BB: 0 P: 3		

| | | | | | | | | | |

BOTTOM

Pittsburgh Pirates @ Montreal Expos

Olympic Stadium, Montreal, QB

Fri Sep 16 1977, 7:05 PM EDT

Att. 7,026 - Unknown

livebaseballscorecards.com

Batter	1	2	3	4	5	6	7	8	9	AB	R	H	RBI	BB	SO	LOB
Dave Cash, R (1, 4) OBP: 0.346, SLG: 0.373	HR 2B	2-H 1B		F9		FC1-2-1-5-2 1-3 3-H FC3-6		2-H 3B		5	1	3	1	0	0	3
Stan Papi, R (1, 5) OBP: 0.242, SLG: 0.364	K		F7		K	F9		K		5	0	0	0	0	3	4
Andre Dawson, R (1, 8) OBP: 0.318, SLG: 0.457	K		1B 1B		5-3	FC3-6 1-2f				4	0	1	0	0	1	3
Tony Perez, R (1, 3) OBP: 0.368, SLG: 0.483	2-H HR		K		2B 1B		K			4	1	2	2	0	2	1
Ellis Valentine, R (1, 9) OBP: 0.348, SLG: 0.529	6-3		FC6-4 1-2 1B		1-3 2B		P3			3	0	2	0	0	0	0
Sam Mejias, R (5, PR) (6, 9) OBP: 0.250, SLG: 0.394										1	0	0	0	0	0	0
Gary Carter, R (1, 2) OBP: 0.346, SLG: 0.511		HR	FC6-4 1-2f		K		F7			4	1	1	1	0	1	4
Warren Cromartie, L (1, 7) OBP: 0.317, SLG: 0.391		F7		F7		2B 1B		F8		4	1	1	0	0	0	0
Chris Speier, R (1, 6) OBP: 0.318, SLG: 0.336		1B 2B				1B 1-H FC1-2-1-5-2 2B		E6 5-3 3B		4	1	3	1	0	0	0
Dan Schatzeder, L (1, 1) OBP: 0.333, SLG: 0.333		F9		F7		FC1-2-1-5-2 2-3 1B		5-3 1-2		3	0	1	0	0	0	2
Don Stanhouse, R (7, 1) OBP: 0.234, SLG: 0.267										1	0	0	0	0	0	1
Inning Stats	R: 2 H: 2 E: 0 LOB: 0 K: 2 BB: 0 S: 9 P: 9	R: 1 H: 3 E: 0 LOB: 2 K: 0 BB: 0 S: 5 P: 5	R: 0 H: 2 E: 0 LOB: 2 K: 1 BB: 0 S: 7 P: 7	R: 0 H: 1 E: 0 LOB: 1 K: 0 BB: 0 S: 4 P: 4	R: 0 H: 2 E: 0 LOB: 2 K: 2 BB: 0 S: 9 P: 9	R: 1 H: 3 E: 0 LOB: 2 K: 0 BB: 0 S: 6 P: 6	R: 0 H: 0 E: 0 LOB: 0 K: 1 BB: 0 S: 5 P: 5	R: 1 H: 1 E: 1 LOB: 1 K: 1 BB: 0 S: 7 P: 7		1B: 6 SF: 0 2B: 5 SAC: 0 3B: 1 DP: 0 HR: 2 HBP: 0						WP: 0 PA: 38 PB: 0 SB: 0 CS: 0	

	AB	38
	R	5
	H	14
	RBI	5
	BB	0
	SO	7
	LOB	18

PITCHER	IP	WLS	BF	H	R	ER	SO	BB	IBB	HBP	BLK	WP	HR	S	P	ERA	WHIP
Bruce Kison, R (1, 1) ERA: 4.82	4.0	L	19	8	3	3	3	0	0	0	0	0	2	25	25	6.75	2.000
Odell Jones, R (5, 1) ERA: 5.08	2.0		11	5	1	1	2	0	0	0	0	0	0	15	15	4.50	2.500
Kent Tekulve, R (7, 1) ERA: 2.97	2.0		8	1	1	0	2	0	0	0	0	0	0	12	12	0.00	0.500

PITCHER	IP	WLS	BF	H	R	ER	SO	BB	IBB	HBP	BLK	WP	HR	S	P	ERA	WHIP

Batter	1	2	3	4	5	6	7	8	9	AB	R	H	RBI	BB	SO	LOB
Frank Taveras, R (1, 6) OBP: 0.312, SLG: 0.335	F4	4-3			6-3 S 2B 1B	F2		S 2B		5	1	2	0	0	0	0
Phil Garner, R (1, 4) OBP: 0.322, SLG: 0.439	BBBB 2B FC6-5-4 BB		6-3 2B		6-3 1-3	1B 2B		2-3		4	2	2	0	1	0	2
Dave Parker, L (1, 9) OBP: 0.398, SLG: 0.536	FC6-5-4 1-3 2B		SSS K		4-3	S 2-H 1B		6-3		5	0	2	1	0	1	3
Bill Robinson, R (1, 3) OBP: 0.338, SLG: 0.530	FC6-5-4 1B 1B 2-3 3-H		6-3 2-3		1B 2B 3-H	SSS K 1-2			4-3	5	2	1	2	0	1	3
Al Oliver, L (1, 7) OBP: 0.347, SLG: 0.463	BB 1B 1-3 1B		F7		1B 2B IBB	4-3			4-3	4	1	1	0	1	0	2
Ed Ott, L (1, 2) OBP: 0.341, SLG: 0.387	BBBB 1B 1-2 BB			L7	2B 1-2 2-H 1B		SSS K		F8	4	0	1	1	1	1	0
Ken Macha, R (1, 5) OBP: 0.311, SLG: 0.345 Mario Mendoza, R (8, 5) OBP: 0.238, SLG: 0.247	1-2 2-H 3-H 1B			2B	1-3 2-H 2B		6-3			4 0	0 0	3 0	2 0	0 0	0 0	0 0
Omar Moreno, L (1, 8) OBP: 0.301, SLG: 0.374		4-3		F7	IBB		SSS K			3	0	0	0	1	1	1
Jerry Reuss, L (1, 1) OBP: 0.237, SLG: 0.200 Ed Whitson, R (1, 1) Rich Gossage, R (6, 1) OBP: 0.227, SLG: 0.273		6-3		SSS K	SSS K			4-3		0 3 1	0 0 0	0 0 0	0 0 0	0 0 0	0 2 0	0 4 0

TOP

Pittsburgh Pirates @ Montreal Expos

Olympic Stadium, Montreal, QB

Sat Sep 17 1977, 7:05 PM EDT

Att. 12,674 - Unknown

livebaseballscorecards.com

AB	38
R	6
H	12
RBI	6
BB	4
SO	6
LOB	15

Inning Stats	1	2	3	4	5	6	7	8	9
	R: 2 E: 0 K: 0 S: 5	H: 3 LOB: 2 BB: 2 P: 13	R: 0 E: 0 K: 0 S: 3	H: 0 LOB: 0 BB: 0 P: 3	R: 0 E: 0 K: 1 S: 6	H: 1 LOB: 1 BB: 0 P: 6	R: 0 E: 0 K: 1 S: 6	H: 1 LOB: 1 BB: 0 P: 6	R: 3 E: 0 K: 1 S: 9	H: 4 LOB: 3 BB: 2 P: 17	R: 1 E: 0 K: 1 S: 7	H: 2 LOB: 1 BB: 0 P: 7	R: 0 E: 0 K: 2 S: 7	H: 0 LOB: 0 BB: 0 P: 7	R: 0 E: 0 K: 0 S: 4	H: 1 LOB: 1 BB: 0 P: 4	R: 0 E: 0 K: 0 S: 3	H: 0 LOB: 0 BB: 0 P: 3

1B: 5 2B: 7 3B: 0 HR: 0	SF: 0 SAC: 0 DP: 0 HBP: 0	WP: 0 PB: 0 SB: 3 CS: 0	PA: 42
---	---	---	---

PITCHER		IP	WLS	BF	H	R	ER	SO	BB	IBB	HBP	BLK	WP	HR	S	P	ERA	WHIP
Larry Landreth, R ERA: 12.0	(1, 1)	4.2	L	24	8	5	5	2	2	1	0	0	0	0	25	37	9.64	2.143
Jackie Brown, R ERA: 4.48	(5, 1)	1.0		7	3	1	1	2	0	1	0	0	0	0	10	14	9.00	3.000
Will McEnaney, L ERA: 3.94	(6, 1)	1.1		4	0	0	0	2	0	0	0	0	0	0	8	8	0.00	0.000
Santo Alcala, R ERA: 4.94	(8, 1)	2.0		7	1	0	0	0	0	0	0	0	0	0	7	7	0.00	0.500

PITCHER	IP	WLS	BF	H	R	ER	SO	BB	IBB	HBP	BLK	WP	HR	S	P	ERA	WHIP

Pittsburgh Pirates @ Montreal Expos

Olympic Stadium, Montreal, QB

Sat Sep 17 1977, 7:05 PM EDT

Att. 12,674 - Unknown

BOTTOM

Batter	1	2	3	4	5	6	7	8	9	AB	R	H	RBI	BB	SO	LOB
Dave Cash, R (1, 4) OBP: 0.346, SLG: 0.376	F9		1-H 3B		2-3		K			4	0	1	1	0	1	0
Stan Papi, R (1, 5) OBP: 0.222, SLG: 0.333	F2		K		K			F5		3	0	0	0	0	2	1
Del Unser, L (8, PH) OBP: 0.332, SLG: 0.457										1	0	0	0	0	0	0
Pete Mackanin, R (9, 5) OBP: 0.263, SLG: 0.303										0	0	0	0	0	0	0
Andre Dawson, R (1, 8) OBP: 0.317, SLG: 0.456	P4			G3 S 1B 1B	K			F3		4	1	1	0	0	1	0
Tony Perez, R (1, 3) OBP: 0.367, SLG: 0.485		F9		G3 1-3		3B		K		4	0	1	0	0	1	1
Ellis Valentine, R (1, 9) OBP: 0.345, SLG: 0.525		P3		F3		L4			G3	4	0	0	0	0	0	2
Gary Carter, R (1, 2) OBP: 0.346, SLG: 0.508		K		S 3B 3-H 1B		K			K	4	1	1	1	0	3	1
Warren Cromartie, L (1, 7) OBP: 0.318, SLG: 0.395			F8	1-H 3B		P6			1B	4	0	2	1	0	0	1
Chris Speier, R (1, 6) OBP: 0.320, SLG: 0.335			BB 3B	IBB			F9		F3	2	1	0	0	2	0	1
Larry Landreth, R (1, 1)			K	L4			K			2	0	0	0	0	1	3
Jackie Brown, R (5, 1) OBP: 0.140, SLG: 0.125										0	0	0	0	0	0	0
Will McEnaney, L (6, 1)										0	0	0	0	0	0	0
Jerry White, S (7, PH) OBP: 0.429, SLG: 0.429										1	0	0	0	0	1	0
Santo Alcala, R (8, 1) OBP: 0.071, SLG: 0.179										0	0	0	0	0	0	0
Inning Stats	R: 0 E: 0 K: 0 S: 3 H: 0 LOB: 0 BB: 0 P: 3	R: 0 E: 0 K: 1 S: 5 H: 0 LOB: 0 BB: 0 P: 5	R: 1 E: 0 K: 2 S: 8 H: 1 LOB: 1 BB: 1 P: 12	R: 2 E: 0 K: 0 S: 6 H: 3 LOB: 2 BB: 1 P: 10	R: 0 E: 0 K: 2 S: 7 H: 0 LOB: 0 BB: 0 P: 7	R: 0 E: 0 K: 1 S: 6 H: 1 LOB: 1 BB: 0 P: 6	R: 0 E: 0 K: 2 S: 7 H: 0 LOB: 0 BB: 0 P: 7	R: 0 E: 0 K: 1 S: 5 H: 0 LOB: 0 BB: 0 P: 5	R: 0 E: 0 K: 1 S: 6 H: 1 LOB: 1 BB: 0 P: 6	1B: 3 2B: 0 3B: 3 HR: 0	SF: 0 SAC: 0 DP: 0 HBP: 0						

	AB	33
	R	3
	H	6
	RBI	3
	BB	2
	SO	10
	LOB	10

WP: 0 PB: 0 SB: 2 CS: 0 PA: 35

PITCHER		IP	WLS	BF	H	R	ER	SO	BB	IBB	HBP	BLK	WP	HR	S	P	ERA	WHIP
Jerry Reuss, L ERA: 4.03	(1, 1)	0.0		0	0	0	0	0	0	0	0	0	0	0	0	0	∞	∞
Ed Whitson, R ERA: 6.48	(1, 1)	5.0	W	22	5	3	3	5	1	1	0	0	0	0	30	38	5.40	1.200
Rich Gossage, R ERA: 1.75	(6, 1)	4.0	S	13	1	0	0	5	0	0	0	0	0	0	23	23	0.00	0.250

PITCHER	IP	WLS	BF	H	R	ER	SO	BB	IBB	HBP	BLK	WP	HR	S	P	ERA	WHIP

livebaseballscorecards.com

Batter	1	2	3	4	5	6	7	8	9	10	11	AB	R	H	RBI	BB	SO	LOB
Frank Taveras, R (1, 6) OBP: 0.313, SLG: 0.335	K		1B WP 1B		4-3			F8			3B 1B	5	2	2	0	0	1	0
Phil Garner, R (1, 4) OBP: 0.323, SLG: 0.442	E 1B 1B		F2		K			5-3			WP 3B	5	2	2	1	0	1	1
Dave Parker, L (1, 9) OBP: 0.399, SLG: 0.535	FC5-4 1B		WP S 1B 1B			6-3			4-3		CS BB	4	1	2	0	1	0	0
Bill Robinson, R (1, 3) OBP: 0.341, SLG: 0.537	FC5-4		CS 1B			5-3			1B		HR	5	1	3	2	0	0	1
Al Oliver, L (1, 7) OBP: 0.348, SLG: 0.467	L8		CS	HR		F6			P5		FC4-6 BB	4	1	1	1	1	0	1
Ed Ott, L (1, 2) OBP: 0.335, SLG: 0.380		5-3		6-3			K			4-3	FC4-6	5	0	0	0	0	1	1
Ken Macha, R (1, 5) OBP: 0.292, SLG: 0.323		L4		L6			K			F2		4	0	0	0	0	1	0
Mario Mendoza, R (11, 5) OBP: 0.238, SLG: 0.247												0	0	0	0	0	0	0
Omar Moreno, L (1, 8) OBP: 0.299, SLG: 0.371	K			1-3			G3			G3		4	0	0	0	0	1	0
Jim Rooker, R (1, 1) OBP: 0.250, SLG: 0.219			K		5-3			F7			K	2	0	0	0	0	1	0
Mike Easler, L (8, PH) OBP: 0.333, SLG: 0.500												1	0	0	0	0	0	0
Kent Tekulve, R (8, 1) OBP: 0.250, SLG: 0.250												1	0	0	0	0	1	0
Inning Stats	R: 1 E: 1 K: 1 S: 7	H: 2 LOB: 1 BB: 0 P: 7	R: 0 E: 0 K: 1 S: 5	H: 0 LOB: 0 BB: 0 P: 5	R: 2 E: 0 K: 1 S: 7	H: 3 LOB: 0 BB: 0 P: 7	R: 1 E: 0 K: 0 S: 4	H: 1 LOB: 0 BB: 0 P: 4	R: 0 E: 0 K: 1 S: 5	H: 0 LOB: 0 BB: 0 P: 5	R: 0 E: 0 K: 0 S: 3	H: 0 LOB: 0 BB: 0 P: 3	R: 0 E: 0 K: 2 S: 7	H: 0 LOB: 0 BB: 0 P: 7	R: 0 E: 0 K: 0 S: 3	H: 0 LOB: 0 BB: 0 P: 3	R: 0 E: 0 K: 0 S: 3	H: 1 LOB: 0 BB: 0 P: 3	R: 0 E: 0 K: 0 S: 3	H: 0 LOB: 0 BB: 0 P: 3	R: 3 E: 0 K: 1 S: 7	H: 3 LOB: 1 BB: 2 P: 15	1B: 7 2B: 0 3B: 1 HR: 2	SF: 0 SAC: 0 DP: 0 HBP: 0	WP: 2 PB: 0 SB: 1 CS: 2	PA: 43

PITCHER	IP	WLS	BF	H	R	ER	SO	BB	IBB	HBP	BLK	WP	HR	S	P	ERA	WHIP
Steve Rogers, R (1, 1) ERA: 3.09	10.2	L	41	10	7	6	7	2	0	0	0	2	2	53	61	5.06	1.125
Will McEnaney, L (11, 1) ERA: 3.92	0.1		1	0	0	0	0	0	0	0	0	0	0	1	1	0.00	0.000

PITCHER	IP	WLS	BF	H	R	ER	SO	BB	IBB	HBP	BLK	WP	HR	S	P	ERA	WHIP

TOP

Pittsburgh Pirates @ Montreal Expos

Olympic Stadium, Montreal, QB

Sun Sep 18 1977, 3:33 AM EDT
Att. 25,097 - Unknown

livebaseballscorecards.com

AB	40
R	7
H	10
RBI	4
BB	2
SO	7
LOB	4

Batter	1	2	3	4	5	6	7	8	9	10	11	AB	R	H	RBI	BB	SO	LOB
Dave Cash, R (1, 4) OBP: 0.346, SLG: 0.378	WP, 1B, 2B		L1-3, 1-2			G6-4-3, 1B		1-3		K		5	1	2	0	0	1	1
Chris Speier, R (1, 6) OBP: 0.319, SLG: 0.334	2B, SF8-2-4, 2-H, 1B		F8			G6-4-3, 1-2f		F8			F7	4	1	1	1	0	0	1
Jerry White, S (11, PH) OBP: 0.375, SLG: 0.375												1	0	0	0	0	0	0
Andre Dawson, R (1, 8) OBP: 0.320, SLG: 0.459	SF8-2-4, 1-3, 2B			F7		1B, 1B		F6			2B, 1B	5	1	3	0	0	0	0
Tony Perez, R (1, 3) OBP: 0.367, SLG: 0.487	SF8-2-4, 2-3, 3-H			F9		1-2, 1B			F8		1-H, 2B	4	0	2	2	0	0	0
Pepe Frias, R (11, PR) OBP: 0.250, SLG: 0.267												0	0	0	0	0	0	0
Ellis Valentine, R (1, 9) OBP: 0.342, SLG: 0.519	F8			F7		K			K		F4	5	0	0	0	0	2	3
Gary Carter, R (1, 2) OBP: 0.348, SLG: 0.521		F9			HR		HR		BB		P3	4	2	2	2	1	0	1
Warren Cromartie, L (1, 7) OBP: 0.316, SLG: 0.393		G3			F8		6-3		F9			4	0	0	0	0	0	1
Larry Parrish, R (1, 5) OBP: 0.311, SLG: 0.386		F9			4-3		K			1-3		4	0	0	0	0	1	0
Steve Rogers, R (1, 1) OBP: 0.138, SLG: 0.100			L1-3, 1B		K		K			K		4	0	1	0	0	3	0
Will McEnaney, L (11, 1)												0	0	0	0	0	0	0
Inning Stats	R: 2 E: 0 K: 0 S: 5 H: 3 LOB: 0 BB: 0 P: 5	R: 0 E: 0 K: 0 S: 3 H: 0 LOB: 0 BB: 0 P: 3	R: 0 E: 0 K: 0 S: 3 H: 1 LOB: 0 BB: 0 P: 3	R: 0 E: 0 K: 0 S: 3 H: 0 LOB: 0 BB: 0 P: 3	R: 1 E: 0 K: 1 S: 6 H: 1 LOB: 0 BB: 0 P: 6	R: 0 E: 0 K: 1 S: 7 H: 3 LOB: 2 BB: 0 P: 7	R: 1 E: 0 K: 2 S: 8 H: 1 LOB: 0 BB: 0 P: 8	R: 0 E: 0 K: 0 S: 3 H: 0 LOB: 0 BB: 0 P: 3	R: 0 E: 0 K: 1 S: 5 H: 0 LOB: 1 BB: 1 P: 9	R: 0 E: 0 K: 2 S: 7 H: 0 LOB: 0 BB: 0 P: 7	R: 1 E: 0 K: 0 S: 5 H: 2 LOB: 1 BB: 0 P: 5	1B: 6 2B: 5 3B: 0 HR: 2 SF: 1 SAC: 0 DP: 3 HBP: 0						

PITCHER	IP	WLS	BF	H	R	ER	SO	BB	IBB	HBP	BLK	WP	HR	S	P	ERA	WHIP
Jim Rooker, L (1, 1) ERA: 3.26	7.0		27	9	4	4	4	0	0	0	0	1	2	35	35	5.14	1.286
Kent Tekulve, R (8, 1) ERA: 2.94	4.0	W	15	2	1	1	3	1	0	0	0	0	0	20	24	2.25	0.750

PITCHER	IP	WLS	BF	H	R	ER	SO	BB	IBB	HBP	BLK	WP	HR	S	P	ERA	WHIP

BOTTOM

Pittsburgh Pirates @ Montreal Expos

Olympic Stadium, Montreal, QB

Sun Sep 18 1977, 3:33 AM EDT

Att. 25,097 - Unknown

livebaseballscorecards.com

AB	40
R	5
H	11
RBI	5
BB	1
SO	7
LOB	7

WP: 1 PB: 0 SB: 0 CS: 0

PA: 42

Batter	1	2	3	4	5	6	7	8	9	AB	R	H	RBI	BB	SO	LOB
Lou Brock, L (1, 7) OBP: 0.318, SLG: 0.352	F7		K			4-3	FC6-4 1-2f			4	0	0	0	0	1	1
Jerry Mumphrey, S (1, 8) OBP: 0.365, SLG: 0.406	K		5-3			WP S BB		3-1		3	0	0	0	1	1	0
Garry Templeton, S (1, 6) OBP: 0.333, SLG: 0.441	P6			4-3		K 1-3		P5		4	0	0	0	0	1	1
Keith Hernandez, L (1, 3) OBP: 0.385, SLG: 0.470		CS 1B		4-3		BB BB		F7		3	0	1	0	1	0	0
Jim Dwyer, L (1, 9) OBP: 0.538, SLG: 0.545		E SF7 1B 1-2		K		FC5-6-4 1-2 BB			K	3	1	1	0	1	2	0
Ken Reitz, R (1, 5) OBP: 0.296, SLG: 0.419		E9 1-3 1B			F5	FC5-6-4 1-2f			P4	4	0	1	0	0	0	3
Dave Rader, L (1, 2) OBP: 0.293, SLG: 0.374		SF7 3-H			HR		6-3		5-3	3	1	1	2	0	0	0
Mike Phillips, L (1, 4) OBP: 0.253, SLG: 0.253		K			K		4-3			3	0	0	0	0	2	1
John Urrea, R (1, 1) OBP: 0.314, SLG: 0.143			G3		K		FC6-4 BB			2	0	0	0	0	1	0
Rawly Eastwick, R (6, 1) OBP: 0.333, SLG: 0.273										0	0	0	0	0	0	0
Dane Iorg, L (7, PH) OBP: 0.279, SLG: 0.255										0	0	0	0	1	0	0
Butch Metzger, R (7, 1)										0	0	0	0	0	0	0
Inning Stats	R: 0 E: 0 K: 1 S: 5 H: 0 LOB: 0 BB: 0 P: 5	R: 1 E: 1 K: 1 S: 7 H: 3 LOB: 1 BB: 0 P: 7	R: 0 E: 0 K: 1 S: 5 H: 0 LOB: 0 BB: 0 P: 5	R: 0 E: 0 K: 1 S: 5 H: 0 LOB: 0 BB: 0 P: 5	R: 1 E: 0 K: 2 S: 8 H: 1 LOB: 0 BB: 0 P: 8	R: 0 E: 0 K: 1 S: 5 H: 0 LOB: 3 BB: 3 P: 17	R: 0 E: 0 K: 0 S: 3 H: 0 LOB: 1 BB: 1 P: 7	R: 0 E: 0 K: 0 S: 3 H: 0 LOB: 0 BB: 0 P: 3	R: 0 E: 0 K: 1 S: 5 H: 0 LOB: 0 BB: 0 P: 5	1B: 3 2B: 0 3B: 0 HR: 1	SF: 1 SAC: 0 DP: 0 HBP: 0						

PITCHER	IP	WLS	BF	H	R	ER	SO	BB	IBB	HBP	BLK	WP	HR	S	P	ERA	WHIP
Wayne Twitchell, R (1, 1) ERA: 4.29	9.0	W	34	4	2	1	8	4	0	0	0	1	1	46	62	1.00	0.889

PITCHER	IP	WLS	BF	H	R	ER	SO	BB	IBB	HBP	BLK	WP	HR	S	P	ERA	WHIP

TOP

St. Louis Cardinals @ Montreal Expos

Olympic Stadium, Montreal, QB

Wed Sep 21 1977, 7:05 PM EDT

Unknown

livebaseballscorecards.com

AB	29
R	2
H	4
RBI	2
BB	4
SO	8
LOB	6

WP: 1 PB: 0 SB: 1 CS: 1 PA: 34

BOTTOM

St. Louis Cardinals @ Montreal Expos

Olympic Stadium, Montreal, QB

Wed Sep 21 1977, 7:05 PM EDT

Unknown

livebaseballscorecards.com

Batter	1	2	3	4	5	6	7	8	9	AB	R	H	RBI	BB	SO	LOB
Dave Cash, R (1, 4) OBP: 0.347, SLG: 0.382	4-3 E 2B		F9		2-H 2B	F8				4	1	2	1	0	0	3
Chris Speier, R (1, 6) OBP: 0.317, SLG: 0.331	4-3 2-3		5-3		5-3		1-3			4	0	0	0	0	0	2
Andre Dawson, R (1, 8) OBP: 0.322, SLG: 0.459	E S 1B		6-3			E S FC1-4 1B	K			4	1	2	0	0	1	0
Tony Perez, R (1, 3) OBP: 0.365, SLG: 0.484	K 1-3 3-H			5-3		F8 1-3	K			4	0	0	0	0	2	2
Del Unser, L (1, 9) OBP: 0.331, SLG: 0.452	3-1			F8		FC1-4 BB		F7		3	0	0	0	1	0	1
Gary Carter, R (1, 2) OBP: 0.346, SLG: 0.516		6-3		F8		FC1-4 2B 1-2f 3-H		P6		4	1	0	1	0	0	1
Warren Cromartie, L (1, 7) OBP: 0.317, SLG: 0.395		4-3			DI 2B 1B	WP 1B 1-H		F9		4	1	2	1	0	0	0
Larry Parrish, R (1, 5) OBP: 0.314, SLG: 0.385		BB			K 1-2	WP IBB				1	0	0	0	2	1	1
Wayne Twitchell, R (1, 1) OBP: 0.260, SLG: 0.182		K			K	BB 1-2 2-3				2	0	0	0	1	2	2
Inning Stats	R: 1 H: 2 E: 0 LOB: 1 K: 1 BB: 0 S: 7 P: 7	R: 0 H: 0 E: 0 LOB: 1 K: 1 BB: 1 S: 5 P: 9	R: 0 H: 0 E: 0 LOB: 0 K: 0 BB: 0 S: 3 P: 3	R: 0 H: 0 E: 0 LOB: 0 K: 0 BB: 0 S: 3 P: 3	R: 1 H: 2 E: 0 LOB: 1 K: 2 BB: 0 S: 9 P: 9	R: 2 H: 2 E: 0 LOB: 3 K: 2 BB: 3 S: 5 P: 17	R: 0 H: 0 E: 0 LOB: 0 K: 2 BB: 0 S: 7 P: 7	R: 0 H: 0 E: 0 LOB: 0 K: 0 BB: 0 S: 3 P: 3		1B: 3 SF: 0 2B: 3 SAC: 0 3B: 0 DP: 0 HR: 0 HBP: 0						

	AB	30
	R	4
	H	6
	RBI	3
	BB	4
	SO	6
	LOB	12

WP: 1 PA: 34
PB: 0
SB: 2
CS: 0

PITCHER		IP	WLS	BF	H	R	ER	SO	BB	IBB	HBP	BLK	WP	HR	S	P	ERA	WHIP
John Urrea, R ERA: 3.11	(1, 1)	5.2	L	27	6	4	3	4	3	1	0	0	1	0	31	47	4.76	1.588
Rawly Eastwick, R ERA: 3.43	(6, 1)	0.1		1	0	0	0	0	0	0	0	0	0	0	1	1	0.00	0.000
Butch Metzger, R ERA: 3.54	(7, 1)	2.0		6	0	0	0	2	0	0	0	0	0	0	10	10	0.00	0.000

PITCHER	IP	WLS	BF	H	R	ER	SO	BB	IBB	HBP	BLK	WP	HR	S	P	ERA	WHIP

Batter	1	2	3	4	5	6	7	8	9	AB	R	H	RBI	BB	SO	LOB
Lou Brock, L (1, 7) OBP: 0.317, SLG: 0.357	G3	3-1		IHR 1-H 3-H			K		6-3	4	1	1	2	0	1	2
Mike Anderson, R (7, 9) OBP: 0.282, SLG: 0.340										1	0	0	0	0	0	0
Garry Templeton, S (1, 6) OBP: 0.335, SLG: 0.446	BLK 1B		1B 3B	CS 1B			E4 HR		3-1	5	2	3	0	0	0	0
Keith Hernandez, L (1, 3) OBP: 0.383, SLG: 0.468	P6 1-2		1B G6-4-3 3-H 1B	F7 1-2			F8		K	5	1	1	1	0	1	3
Ted Simmons, S (1, 2) OBP: 0.411, SLG: 0.510	K		G6-4-3 1-3 1B		P5		1-H HR			4	1	2	2	0	1	1
Dane Iorg, L (1, 9) OBP: 0.292, SLG: 0.259		FC6-4 1B	G6-4-3 1-2f 3-H		F7		BB			3	0	1	0	1	0	1
Rick Bosetti, R (7, PR) OBP: 0.324, SLG: 0.246 (7, 7)										0	0	0	0	0	0	0
Jerry Mumphrey, S (1, 8) OBP: 0.362, SLG: 0.402		FC6-4 1B 1-2f 1B	6-3		K		K			4	1	0	0	0	2	2
Taylor Duncan, R (1, 5) OBP: 0.286, SLG: 0.333		1B 1-3 1B		F3		G1-6-3 1B		4-3		4	0	2	0	0	0	0
Mike Tyson, R (1, 4) OBP: 0.298, SLG: 0.337		1-2 3-H 1B		E FC2 PB 1B		G1-6-3 1-2f		F8		2	1	2	1	0	0	0
Mike Phillips, L (4, 4) OBP: 0.250, SLG: 0.250										2	0	0	0	0	0	1
Eric Rasmussen, R (1, 1) OBP: 0.189, SLG: 0.214		B3		FC2 PB 1-3 IHR		6-3		K		4	1	0	0	0	1	3
Inning Stats	R: 0 E: 0 K: 1 S: 6 H: 1 LOB: 1 BB: 0 P: 6	R: 1 E: 0 K: 0 S: 6 H: 3 LOB: 2 BB: 0 P: 6	R: 2 E: 0 K: 0 S: 5 H: 3 LOB: 0 BB: 0 P: 5	R: 3 E: 1 K: 0 S: 6 H: 3 LOB: 0 BB: 0 P: 6	R: 0 E: 0 K: 1 S: 5 H: 0 LOB: 0 BB: 0 P: 5	R: 0 E: 0 K: 0 S: 3 H: 1 LOB: 0 BB: 0 P: 3	R: 2 E: 1 K: 2 S: 9 H: 1 LOB: 1 BB: 1 P: 13	R: 0 E: 0 K: 1 S: 5 H: 0 LOB: 0 BB: 0 P: 5	R: 0 E: 0 K: 1 S: 5 H: 0 LOB: 0 BB: 0 P: 5	1B: 9 2B: 0 3B: 1 HR: 2 SF: 0 SAC: 0 DP: 2 HBP: 0						

PITCHER	IP	WLS	BF	H	R	ER	SO	BB	IBB	HBP	BLK	WP	HR	S	P	ERA	WHIP
Hal Dues, R (1, 1) ERA: 4.6	3.1	L	19	9	6	5	1	0	0	0	1	0	0	21	21	13.50	2.700
Santo Alcala, R (4, 1) ERA: 4.87	1.2		5	1	0	0	1	0	0	0	0	0	0	7	7	0.00	0.600
Fred Holdsworth, R (6, 1) ERA: 4.71	2.0		9	2	2	0	2	1	0	0	0	0	1	12	16	0.00	1.500
Bill Atkinson, R (8, 1) ERA: 3.5	2.0		6	0	0	0	2	0	0	0	0	0	0	10	10	0.00	0.000

PITCHER	IP	WLS	BF	H	R	ER	SO	BB	IBB	HBP	BLK	WP	HR	S	P	ERA	WHIP

TOP

St. Louis Cardinals @ Montreal Expos

Olympic Stadium, Montreal, QB

Wed Sep 21 1977, 7:05 PM EDT

Att. 5,658 - Unknown

livebaseballscorecards.com

AB	38
R	8
H	12
RBI	6
BB	1
SO	6
LOB	13

BOTTOM

St. Louis Cardinals @ Montreal Expos

Olympic Stadium, Montreal, QB

Wed Sep 21 1977, 7:05 PM EDT

Att. 5,658 - Unknown

Batter	1	2	3	4	5	6	7	8	9	AB	R	H	RBI	BB	SO	LOB
Dave Cash, R (1, 4) OBP: 0.345, SLG: 0.380	F8		F8			6-3		6-3		3	0	0	0	0	0	1
Pepe Frias, R (8, 4) OBP: 0.246, SLG: 0.262										1	0	0	0	0	0	0
Chris Speier, R (1, 6) OBP: 0.316, SLG: 0.335	E9 3B		FC6-4 1-2f			4-3		6-3		4	1	1	0	0	0	1
Stan Papi, R (9, 6) OBP: 0.222, SLG: 0.333										0	0	0	0	0	0	0
Andre Dawson, R (1, 8) OBP: 0.323, SLG: 0.464	K			F7		2B		2B		4	0	2	0	0	1	0
Tony Perez, R (1, 3) OBP: 0.363, SLG: 0.481	6-3			K		6-3		F9		3	0	0	0	0	1	1
Sam Mejias, R (7, 9) OBP: 0.247, SLG: 0.389										1	0	0	0	0	0	1
Del Unser, L (1, 9) OBP: 0.333, SLG: 0.452		4-3		1B			6-3		G4-6-3 1B	4	0	2	0	0	0	0
(7, 3)																
Gary Carter, R (1, 2) OBP: 0.344, SLG: 0.513		F6		F9			E1 1B SF9		G4-6-3 1-2f	3	1	0	0	0	0	1
Tim Blackwell, S (8, 2) OBP: 0.190, SLG: 0.158										1	0	0	0	0	0	1
Warren Cromartie, L (1, 7) OBP: 0.317, SLG: 0.395		F8		K			1-3 1B		3B	3	0	1	0	0	1	0
Bill Atkinson, L (8, 1) OBP: 0.200, SLG: 0.200										0	0	0	0	0	0	0
Jose Morales, R (9, PH) OBP: 0.240, SLG: 0.333										1	0	1	0	0	0	0
Larry Parrish, R (1, 5) OBP: 0.313, SLG: 0.384			FC6-4 1B	K		SF9	3-H	F8		3	0	1	1	0	1	1
Hal Dues, R (1, 1)			K	3-1			P6			1	0	0	0	0	1	1
Santo Alcala, R (4, 1) OBP: 0.071, SLG: 0.179										0	0	0	0	0	0	0
Pete Mackanin, R (5, PH) OBP: 0.259, SLG: 0.299										1	0	0	0	0	0	0
Fred Holdsworth, R (6, 1)										0	0	0	0	0	0	0
Jerry White, S (7, PH) OBP: 0.333, SLG: 0.333										1	0	0	0	0	0	1
(8, 7)																

	AB	34
	R	2
	H	8
	RBI	1
	BB	0
	SO	5
	LOB	9

Inning Stats	1	2	3	4	5	6	7	8	9
	R: 1 H: 1 E: 1 LOB: 0 K: 1 BB: 0 S: 6 P: 6	R: 0 H: 0 E: 0 LOB: 0 K: 0 BB: 0 S: 3 P: 3	R: 0 H: 1 E: 0 LOB: 1 K: 1 BB: 0 S: 6 P: 6	R: 0 H: 1 E: 0 LOB: 1 K: 1 BB: 0 S: 6 P: 6	R: 0 H: 0 E: 0 LOB: 0 K: 2 BB: 0 S: 7 P: 7	R: 0 H: 1 E: 0 LOB: 1 K: 0 BB: 0 S: 4 P: 4	R: 1 H: 1 E: 1 LOB: 1 K: 0 BB: 0 S: 5 P: 5	R: 0 H: 1 E: 0 LOB: 1 K: 0 BB: 0 S: 4 P: 4	R: 0 H: 2 E: 0 LOB: 1 K: 0 BB: 0 S: 4 P: 4

	1B	4	SF	1	WP	0	PA	35
	2B	2	SAC	0	PB	0		
	3B	2	DP	1	SB	0		
	HR	0	HBP	0	CS	0		

PITCHER	IP	WLS	BF	H	R	ER	SO	BB	IBB	HBP	BLK	WP	HR	S	P	ERA	WHIP
Eric Rasmussen, R (1, 1) ERA: 3.51	9.0	W	35	8	2	0	5	0	0	0	0	0	0	45	45	0.00	0.889

PITCHER	IP	WLS	BF	H	R	ER	SO	BB	IBB	HBP	BLK	WP	HR	S	P	ERA	WHIP

livebaseballscorecards.com

Batter	1	2	3	4	5	6	7	8	9	AB	R	H	RBI	BB	SO	LOB
Lou Brock, L (1, 7) OBP: 0.316, SLG: 0.356	4-3		6-3		4-3			S 1B		4	0	1	0	0	0	2
Butch Metzger, R (8, 1)										0	0	0	0	0	0	0
Al Hrabosky, R (8, 1)										0	0	0	0	0	0	0
Jerry Mumphrey, S (1, 8) OBP: 0.358, SLG: 0.398	5-3		4-3			5-3		P4 1-2		4	0	0	0	0	0	1
Garry Templeton, S (1, 6) OBP: 0.333, SLG: 0.443	6-3			5-3		K		K		4	0	0	0	0	2	1
Ted Simmons, S (1, 2) OBP: 0.413, SLG: 0.512		FC6-4-5 2B		5-3		BB			BB	2	0	1	0	2	0	0
Keith Hernandez, L (1, 3) OBP: 0.381, SLG: 0.464		P6		5-3		K			F8	4	0	0	0	0	1	3
Roger Freed, R (1, 9) OBP: 0.489, SLG: 0.632		FC6-4-5 1B 2-3			2B 1B		G5-4-3 1B		F9	3	0	2	0	0	0	1
Mike Anderson, R (7, PR) OBP: 0.280, SLG: 0.338 (7, 9)										1	0	0	0	0	0	1
Ken Reitz, R (1, 5) OBP: 0.295, SLG: 0.418		1-2 1B			P3		P4		P4	4	0	1	0	0	0	3
Mike Tyson, R (1, 4) OBP: 0.298, SLG: 0.340		K			1-3 2B		G5-4-3 1-2f			3	0	1	0	0	1	3
John Denny, R (1, 1) OBP: 0.140, SLG: 0.104			P5		B1-3			F9		2	0	0	0	0	0	2
Taylor Duncan, R (8, PH) OBP: 0.250, SLG: 0.286										1	0	0	0	0	0	0
Rick Bosetti, R (8, 7) OBP: 0.324, SLG: 0.246										0	0	0	0	0	0	0
Inning Stats	R: 0 H: 0 E: 0 LOB: 0 K: 0 BB: 0 S: 3 P: 3	R: 0 H: 2 E: 0 LOB: 2 K: 1 BB: 0 S: 7 P: 7	R: 0 H: 0 E: 0 LOB: 0 K: 0 BB: 0 S: 3 P: 3	R: 0 H: 0 E: 0 LOB: 0 K: 0 BB: 0 S: 3 P: 3	R: 0 H: 2 E: 0 LOB: 2 K: 0 BB: 0 S: 5 P: 5	R: 0 H: 0 E: 0 LOB: 1 K: 2 BB: 1 S: 7 P: 11	R: 0 H: 1 E: 0 LOB: 1 K: 0 BB: 0 S: 3 P: 3	R: 0 H: 1 E: 0 LOB: 1 K: 1 BB: 0 S: 6 P: 6	R: 0 H: 0 E: 0 LOB: 1 K: 0 BB: 1 S: 3 P: 7	1B: 4 SF: 0 2B: 2 SAC: 0 3B: 0 DP: 1 HR: 0 HBP: 0						

PITCHER	IP	WLS	BF	H	R	ER	SO	BB	IBB	HBP	BLK	WP	HR	S	P	ERA	WHIP
Dan Schatzeder, L (1, 1) ERA: 0.92	9.0	W	34	6	0	0	4	2	0	0	0	0	0	40	48	0.00	0.889

PITCHER	IP	WLS	BF	H	R	ER	SO	BB	IBB	HBP	BLK	WP	HR	S	P	ERA	WHIP

TOP

St. Louis Cardinals @ Montreal Expos

Olympic Stadium, Montreal, QB

Thu Sep 22 1977, 7:05 PM EDT

Att. 5,233 - Unknown

livebaseballscorecards.com

AB	32
R	0
H	6
RBI	0
BB	2
SO	4
LOB	17

PA: 34

WP: 0
PB: 0
SB: 1
CS: 0

Batter	1	2	3	4	5	6	7	8	9	AB	R	H	RBI	BB	SO	LOB
Dave Cash, R (1, 4) OBP: 0.345, SLG: 0.379	5-3		G5-4-3 1B		6-3		FC6-4 1-2f			4	0	1	0	0	0	1
Chris Speier, R (1, 6) OBP: 0.318, SLG: 0.338	BB E 1B		G5-4-3 1-2f		4-3			3B 2B		4	0	2	0	0	0	1
Pepe Frias, R (8, PR) OBP: 0.246, SLG: 0.262										0	1	0	0	0	0	0
Andre Dawson, R (1, 8) OBP: 0.322, SLG: 0.461	BB 1-2 BB		G3			5-3		P4		3	0	0	0	1	0	1
Tony Perez, R (1, 3) OBP: 0.362, SLG: 0.483	K			6-3		6-3		2-H FC3-2-5 3B		4	0	1	1	0	1	2
Sam Mejias, R (8, PR) OBP: 0.247, SLG: 0.389										0	0	0	0	0	0	0
Del Unser, L (1, 9) OBP: 0.339, SLG: 0.459	1-2 2-3 BB			2B		CS 1B		FC3-2-5 BB 3-H		3	0	2	0	1	0	2
Gary Carter, R (1, 2) OBP: 0.347, SLG: 0.513	K			FC4-6 HBP		CS 1-2	SH5-3 1B 1B	1-2 BB		2	1	1	0	1	1	3
Warren Cromartie, L (1, 7) OBP: 0.316, SLG: 0.393		K		F7			SH5-3 1-2	F7		3	0	0	0	0	1	5
Larry Parrish, R (1, 5) OBP: 0.311, SLG: 0.381		5-3		FC4-6 1-2f			5-3			3	0	0	0	0	0	3
Dan Schatzeder, L (1, 1) OBP: 0.333, SLG: 0.333		F8			K		FC6-4 2-H 1B			3	0	1	1	0	1	0
Inning Stats	R: 0 E: 1 K: 2 S: 8 H: 1 LOB: 3 BB: 2 P: 16	R: 0 E: 0 K: 1 S: 5 H: 0 LOB: 0 BB: 0 P: 5	R: 0 E: 0 K: 0 S: 3 H: 1 LOB: 0 BB: 0 P: 3	R: 0 E: 0 K: 0 S: 4 H: 1 LOB: 2 BB: 0 P: 5	R: 0 E: 0 K: 1 S: 5 H: 0 LOB: 0 BB: 0 P: 5	R: 0 E: 0 K: 0 S: 3 H: 1 LOB: 0 BB: 0 P: 3	R: 1 E: 0 K: 0 S: 5 H: 2 LOB: 1 BB: 0 P: 5	R: 1 E: 0 K: 0 S: 5 H: 2 LOB: 3 BB: 1 P: 9		1B: 5 2B: 2 3B: 1 HR: 0 SF: 0 SAC: 1 DP: 1 HBP: 1						

PITCHER		IP	WLS	BF	H	R	ER	SO	BB	IBB	HBP	BLK	WP	HR	S	P	ERA	WHIP
John Denny, R ERA: 4.67	(1, 1)	7.0	L	28	6	1	1	4	2	0	1	0	0	0	33	42	1.29	1.143
Butch Metzger, R ERA: 3.61	(8, 1)	0.1		3	2	1	1	0	0	0	0	0	0	0	3	3	27.00	6.000
Al Hrabosky, L ERA: 4.63	(8, 1)	0.2		3	0	0	0	0	1	0	0	0	0	0	2	6	0.00	1.500

PITCHER	IP	WLS	BF	H	R	ER	SO	BB	IBB	HBP	BLK	WP	HR	S	P	ERA	WHIP

BOTTOM

St. Louis Cardinals @ Montreal Expos

Olympic Stadium, Montreal, QB

Thu Sep 22 1977, 7:05 PM EDT

Att. 5,233 - Unknown

livebaseballscorecards.com

AB	29
R	2
H	8
RBI	2
BB	3
SO	4
LOB	18

Batter	1	2	3	4	5	6	7	8	9	AB	R	H	RBI	BB	SO	LOB
Bake McBride, L (1, 9) OBP: 0.367, SLG: 0.535	BB 1B 1B		H 1-0 E 2B HBP	x 0-0 ③ F9		B B B B 4-0 BB		x 0-0 ③ F8		3	1	1	0	1	0	1
Larry Bowa, S (1, 6) OBP: 0.310, SLG: 0.336	x 0-0 BB 1-2 1B		x 0-0 E3 1-2 2B		S S S 0-3 ① K	x 0-0 ③ F7			x 0-0 ① G3	5	1	1	0	0	1	2
Mike Schmidt, R (1, 5) OBP: 0.394, SLG: 0.581	x 0-0 ① F7		x 0-0 ① F8		x 0-0 PB 1B 2B		x 0-0 E 3B		x 0-0 HR	5	3	3	1	0	0	4
Greg Luzinski, R (1, 7) OBP: 0.391, SLG: 0.585 Jerry Martin, R (9, PR) OBP: 0.326, SLG: 0.450 (9, 7)	x 0-0 ② F8		x 0-0 1-H 2-H 2B		x 0-0 FC7-4 2-H 1B		x 0-0 ① 1-3		B B B B 4-0 S E BB	4 0	0 1	2 0	3 0	1 0	0 0	3 0
Jay Johnstone, L (1, 3) OBP: 0.350, SLG: 0.471 Tom Hutton, L (9, 3) OBP: 0.359, SLG: 0.388	B B B B 4-0 1-2 2-3 BB		x 0-0 ② L9		x 0-0 ② FC7-4 1B 1-2f		x 0-0 ② G3		x 0-0 ② F8 1-2	4 0	0 0	0 0	0 0	1 0	0 0	4 0
Garry Maddox, R (1, 8) OBP: 0.322, SLG: 0.441	S S S 0-3 ③ K		S S S 0-3 ③ K		x 0-0 1-2 1B		x 0-0 E5 3-H		x 0-0 E7 2-H 1B	5	0	2	1	0	2	4
Bob Boone, R (1, 2) OBP: 0.341, SLG: 0.437		S S S 0-3 ① K		x 0-0 ① 1-3	S S S 0-3 ③ K		S S S 0-3 ③ K		B B B B 4-0 BB	4	0	0	0	1	3	3
Ted Sizemore, R (1, 4) OBP: 0.348, SLG: 0.361		x 0-0 ② P4		x 0-0 SH1-4 1B		x 0-0 ① 6-3		S S S 0-3 ① K	x 0-0 ③ P5	5	0	1	0	0	1	2
Larry Christenson, R (1, 1) OBP: 0.178, SLG: 0.217 Gene Garber, R (7, 1)		S S S 0-3 ③ K		x 0-0 ② SH1-4 1-2		S S S 0-3 ② K		S S S 0-3 ② K		2 1	0 0	0 0	0 0	0 0	2 1	0 0
Inning Stats	R: 0 E: 0 K: 1 S: 7 H: 2 LOB: 3 BB: 1 P: 11	R: 0 E: 0 K: 2 S: 7 H: 0 LOB: 0 BB: 0 P: 7	R: 2 E: 1 K: 1 S: 7 H: 1 LOB: 1 BB: 0 P: 8	R: 0 E: 0 K: 0 S: 4 H: 1 LOB: 1 BB: 0 P: 4	R: 1 E: 0 K: 2 S: 10 H: 3 LOB: 2 BB: 0 P: 10	R: 0 E: 0 K: 1 S: 5 H: 0 LOB: 1 BB: 1 P: 9	R: 1 E: 1 K: 1 S: 7 H: 1 LOB: 1 BB: 0 P: 7	R: 0 E: 0 K: 2 S: 7 H: 0 LOB: 0 BB: 0 P: 7	R: 2 E: 1 K: 0 S: 5 H: 2 LOB: 2 BB: 2 P: 13	1B: 6 2B: 2 3B: 1 HR: 1 SF: 0 SAC: 1 DP: 0 HBP: 1						

PITCHER		IP	WLS	BF	H	R	ER	SO	BB	IBB	HBP	BLK	WP	HR	S	P	ERA	WHIP
Steve Rogers, R ERA: 3.08	(1, 1)	7.0	L	34	8	4	2	8	2	0	1	0	0	0	47	56	2.57	1.429
Joe Kerrigan, R ERA: 3.1	(8, 1)	2.0		10	2	2	2	2	2	0	0	0	0	1	12	20	9.00	2.000

PITCHER	IP	WLS	BF	H	R	ER	SO	BB	IBB	HBP	BLK	WP	HR	S	P	ERA	WHIP

TOP

Philadelphia Phillies @ Montreal Expos

Olympic Stadium, Montreal, QB

Fri Sep 23 1977, 7:05 PM EDT

Att. 8,400 - Unknown

livebaseballscorecards.com

AB	38
R	6
H	10
RBI	5
BB	4
SO	10
LOB	23

WP: 0 PB: 1 SB: 1 CS: 0 PA: 44

Batter	1	2	3	4	5	6	7	8	9	AB	R	H	RBI	BB	SO	LOB
Dave Cash, R (1, 4) OBP: 0.344, SLG: 0.378	6-3		BB, 1B		L4		1-3		FC1-6, FC6-4 1-2f 2-3	5	0	1	0	0	0	2
Chris Speier, R (1, 6) OBP: 0.320, SLG: 0.339	1B		K		FC6-4, BB		FC5-4, 1B		FC6-4 1-2f	4	0	2	0	1	1	3
Andre Dawson, R (1, 8) OBP: 0.322, SLG: 0.458	K		FC6-4, BB 1-2		FC6-4 1-2f		FC5-4 1-2f			3	0	0	0	1	1	3
Tony Perez, R (1, 3) OBP: 0.362, SLG: 0.483	P4		FC6-4 1-2f			1B, SF9, 2B		P4		4	1	1	0	0	0	3
Del Unser, L (1, 9) OBP: 0.341, SLG: 0.459		L7		CS, 1B		FC5-4 2-3		3-1		4	0	2	0	0	0	0
Gary Carter, R (1, 2) OBP: 0.344, SLG: 0.510		6-3		K 1-2		SF9 3-H		K		3	0	0	1	0	2	1
Warren Cromartie, L (1, 7) OBP: 0.318, SLG: 0.397		2B		S, 1B		F9			FC1-6, 1B, 1B	4	0	3	0	0	0	1
Larry Parrish, R (1, 5) OBP: 0.310, SLG: 0.380		K		K 1-2		FC5-4 1-2f			FC1-6, 1B 1-2	4	0	1	0	0	2	3
Steve Rogers, R (1, 1) OBP: 0.135, SLG: 0.098			F8		4-3		F8		K	2	0	0	0	0	0	0
Jerry White, S (7, PH) OBP: 0.300, SLG: 0.300										1	0	0	0	0	0	0
Joe Kerrigan, R (8, 1)										0	0	0	0	0	0	0
Jose Morales, R (9, PH) OBP: 0.237, SLG: 0.329										1	0	0	0	0	1	2
Inning Stats	R: 0 E: 0 K: 1 S: 6 H: 1 LOB: 1 BB: 0 P: 6	R: 0 E: 0 K: 1 S: 6 H: 1 LOB: 1 BB: 0 P: 6	R: 0 E: 0 K: 1 S: 6 H: 1 LOB: 2 BB: 1 P: 10	R: 0 E: 0 K: 2 S: 8 H: 2 LOB: 1 BB: 0 P: 8	R: 0 E: 0 K: 0 S: 3 H: 0 LOB: 1 BB: 1 P: 7	R: 1 E: 0 K: 0 S: 5 H: 2 LOB: 1 BB: 0 P: 5	R: 0 E: 0 K: 0 S: 4 H: 1 LOB: 1 BB: 0 P: 4	R: 0 E: 0 K: 1 S: 5 H: 0 LOB: 0 BB: 0 P: 5	R: 0 E: 0 K: 1 S: 7 H: 2 LOB: 2 BB: 0 P: 7	1B: 8 2B: 3 3B: 0 HR: 0	SF: 1 SAC: 0 DP: 1 HBP: 0						

BOTTOM

Philadelphia Phillies @ Montreal Expos

Olympic Stadium, Montreal, QB

Fri Sep 23 1977, 7:05 PM EDT

Att. 8,400 - Unknown

livebaseballscorecards.com

AB	35
R	1
H	10
RBI	1
BB	2
SO	7
LOB	18

PITCHER		IP	WLS	BF	H	R	ER	SO	BB	IBB	HBP	BLK	WP	HR	S	P	ERA	WHIP
Larry Christenson, R ERA: 4.03	(1, 1)	6.0	W	26	7	1	1	5	2	0	0	0	0	0	34	42	1.50	1.500
Gene Garber, R ERA: 2.36	(7, 1)	3.0	S	12	3	0	0	2	0	0	0	0	0	0	16	16	0.00	1.000

PITCHER	IP	WLS	BF	H	R	ER	SO	BB	IBB	HBP	BLK	WP	HR	S	P	ERA	WHIP

Batter	1	2	3	4	5	6	7	8	9	AB	R	H	RBI	BB	SO	LOB
Bake McBride, L (1, 9) OBP: 0.368, SLG: 0.533	4-3		BB			1B		K		3	0	1	0	1	1	1
Larry Bowa, S (1, 6) OBP: 0.308, SLG: 0.333	P6		F9			F8		F7		4	0	0	0	0	0	3
Mike Schmidt, R (1, 5) OBP: 0.392, SLG: 0.576	K			6-3		F8		F4		4	0	0	0	0	1	2
Greg Luzinski, R (1, 7) OBP: 0.390, SLG: 0.585		F8		K 2B			K		6-3	4	0	1	0	0	1	0
Tom Hutton, L (9, 3) OBP: 0.359, SLG: 0.388										0	0	0	0	0	0	0
Richie Hebner, L (1, 3) OBP: 0.383, SLG: 0.479		BLK 1B BB		K 2-3			4-3 2B		CS HBP	2	1	1	0	1	1	1
Jerry Martin, R (9, PR) (9, 7) OBP: 0.326, SLG: 0.450										0	0	0	0	0	0	0
Garry Maddox, R (1, 8) OBP: 0.322, SLG: 0.439		G1-6-3 1B 1-H			F9		4-3 2-3		K 1-2	4	0	1	1	0	1	2
Tim McCarver, L (1, 2) OBP: 0.413, SLG: 0.522		G1-6-3 1-2f			6-3		BB			2	0	0	0	1	0	1
Ted Sizemore, R (1, 4) OBP: 0.346, SLG: 0.359			P5		6-3		F7			3	0	0	0	0	0	2
Steve Carlton, L (1, 1) OBP: 0.287, SLG: 0.411			F8			L4		2B		3	0	1	0	0	0	0
Inning Stats	R: 0 H: 0 E: 0 LOB: 0 K: 1 BB: 0 S: 5 P: 5	R: 1 H: 1 E: 0 LOB: 0 K: 0 BB: 1 S: 3 P: 7	R: 0 H: 0 E: 0 LOB: 1 K: 0 BB: 1 S: 3 P: 7	R: 0 H: 1 E: 0 LOB: 0 K: 1 BB: 0 S: 5 P: 5	R: 0 H: 0 E: 0 LOB: 0 K: 0 BB: 0 S: 3 P: 3	R: 0 H: 1 E: 0 LOB: 2 K: 0 BB: 1 S: 4 P: 4	R: 0 H: 1 E: 0 LOB: 1 K: 1 BB: 0 S: 6 P: 10	R: 0 H: 1 E: 0 LOB: 1 K: 1 BB: 0 S: 6 P: 6	R: 0 H: 0 E: 0 LOB: 1 K: 1 BB: 0 S: 4 P: 5	1B: 2 SF: 0 2B: 4 SAC: 0 3B: 0 DP: 2 HR: 0 HBP: 1						

TOP

Philadelphia Phillies @ Montreal Expos

Olympic Stadium, Montreal, QB

Sat Sep 24 1977, 3:33 AM EDT

Att. 23,098 - Unknown

livebaseballscorecards.com

AB	29
R	1
H	5
RBI	1
BB	3
SO	5
LOB	12

WP: 0 PB: 0 SB: 0 CS: 1 PA: 33

PITCHER		IP	WLS	BF	H	R	ER	SO	BB	IBB	HBP	BLK	WP	HR	S	P	ERA	WHIP
Fred Holdsworth, R ERA: 4.22	(1, 1)	7.0	L	26	4	1	1	3	3	0	0	1	0	0	29	41	1.29	1.000
Will McEnaney, L ERA: 3.89	(8, 1)	0.2		3	1	0	0	1	0	0	0	0	0	0	5	5	0.00	1.500
Don Stanhouse, R ERA: 3.53	(8, 1)	1.1		4	0	0	0	1	0	0	1	0	0	0	5	6	0.00	0.000

PITCHER	IP	WLS	BF	H	R	ER	SO	BB	IBB	HBP	BLK	WP	HR	S	P	ERA	WHIP

BOTTOM

Philadelphia Phillies @ Montreal Expos

Olympic Stadium, Montreal, QB

Sat Sep 24 1977, 3:33 AM EDT

Att. 23,098 - Unknown

livebaseballscorecards.com

Batter	1	2	3	4	5	6	7	8	9	AB	R	H	RBI	BB	SO	LOB
Dave Cash, R (1, 4) OBP: 0.343, SLG: 0.375	F9		BB		4-3		6-3		F9	4	0	0	0	1	0	3
Chris Speier, R (1, 6) OBP: 0.317, SLG: 0.336	K		F9		4-3			F8	F9	5	0	0	0	0	1	4
Andre Dawson, R (1, 8) OBP: 0.323, SLG: 0.463	3B		L8			F8		1B		4	0	2	0	0	0	1
Tony Perez, R (1, 3) OBP: 0.361, SLG: 0.480	K			F9		1B BB		K		3	0	0	0	1	2	2
Ellis Valentine, R (1, 9) OBP: 0.341, SLG: 0.519		G3 2B		4-3		F8		F9		4	0	1	0	0	0	2
Gary Carter, R (1, 2) OBP: 0.347, SLG: 0.510		P3		BB BB		1-2 1B			SH2-4 BB BB	2	0	1	0	2	0	1
Warren Cromartie, L (1, 7) OBP: 0.320, SLG: 0.395		G3 2-3		1-2 BB		F9			SH2-4 1-2 BB	2	0	0	0	2	0	3
Larry Parrish, R (1, 5) OBP: 0.308, SLG: 0.377		6-3		4-3			F8		SH2-4 1-2 2-3	3	0	0	0	0	0	3
Fred Holdsworth, R (1, 1) Pete Mackanin, R (7, PH) OBP: 0.256, SLG: 0.295 Will McEnaney, L (8, 1) Don Stanhouse, R (8, 1) OBP: 0.234, SLG: 0.267 Jose Morales, R (9, PH) OBP: 0.247, SLG: 0.329 Pepe Frias, R (9, PR) OBP: 0.246, SLG: 0.262			5-3		L8		K		IBB	2 1 0 0 0 0	0 0 0 0 0 0	0 0 0 0 1 0	0 0 0 0 0 0	0 1 0 0 0 0	0 0 0 0 0 0	0 0 0 0 0 0
Inning Stats	R: 0 E: 0 K: 2 S: 8 H: 1 LOB: 1 BB: 0 P: 8	R: 0 E: 0 K: 0 S: 4 H: 1 LOB: 1 BB: 0 P: 4	R: 0 E: 0 K: 0 S: 3 H: 0 LOB: 1 BB: 1 P: 7	R: 0 E: 0 K: 0 S: 3 H: 0 LOB: 2 BB: 2 P: 11	R: 0 E: 0 K: 0 S: 3 H: 0 LOB: 0 BB: 0 P: 3	R: 0 E: 0 K: 0 S: 4 H: 1 LOB: 2 BB: 1 P: 8	R: 0 E: 0 K: 1 S: 5 H: 0 LOB: 0 BB: 0 P: 5	R: 0 E: 0 K: 1 S: 6 H: 1 LOB: 1 BB: 0 P: 6	R: 0 E: 0 K: 0 S: 3 H: 0 LOB: 3 BB: 3 P: 15	1B: 2 2B: 1 3B: 1 HR: 0	SF: 0 SAC: 1 DP: 0 HBP: 0						

	AB	30
	R	0
	H	4
	RBI	0
	BB	7
	SO	4
	LOB	19

PITCHER		IP	WLS	BF	H	R	ER	SO	BB	IBB	HBP	BLK	WP	HR	S	P	ERA	WHIP
Steve Carlton, L ERA: 2.59	(1, 1)	9.0	W	38	4	0	0	4	6	1	0	0	0	0	39	67	0.00	1.111

PITCHER	IP	WLS	BF	H	R	ER	SO	BB	IBB	HBP	BLK	WP	HR	S	P	ERA	WHIP

Philadelphia Phillies @ Montreal Expos

Olympic Stadium, Montreal, QB

Sun Sep 25 1977, 3:33 AM EDT

Att. 19,246 - Unknown

TOP

livebaseballscorecards.com

Batter	1	2	3	4	5	6	7	8	9	AB	R	H	RBI	BB	SO	LOB
Bake McBride, L (1, 9) OBP: 0.368, SLG: 0.529	BBBB 4-0 E 1B BB	x 0-0 ② F8		x 0-0 ② F7		x 0-0 SH2-3 1B 1B		SSS 0-3 ① K	x 0-0 ③ 4-3	5	2	1	0	1	1	3
Larry Bowa, S (1, 6) OBP: 0.307, SLG: 0.333	x 0-0 E4 1B 1-2 WP	x 0-0 ③ L8		x 0-0 ③ L5		x 0-0 ① SH2-3 1-2		x 0-0 2B 1B		4	2	1	0	0	0	2
Mike Schmidt, R (1, 5) OBP: 0.393, SLG: 0.576	x 0-0 FC4-6 WP 1-3 2-H 1B		x 0-0 ① 5-3		x 0-0 BB 1B SF8 1B	x 0-0 ② 2-H 1B		x 0-0 ② F8		5	1	3	2	0	0	1
Greg Luzinski, R (1, 7) OBP: 0.395, SLG: 0.594 Jerry Martin, R (8, PR) OBP: 0.326, SLG: 0.450 (8, 7)	BBBB 4-0 FC4-6 1-2 3-H BB		BBBB 4-0 FC3-6 BB		x 0-0 BB BB SF7 1-2 1B	x 0-0 HR		x 0-0 1-H 2B		3 0	2 0	3 0	2 0	2 0	0 0	0 0
Richie Hebner, L (1, 3) OBP: 0.383, SLG: 0.476	x 0-0 ① P6	x 0-0 ② FC3-6 1B 1-2f E			BBBB 4-0 SF7 BB 1-2 2-3 BB	x 0-0 CS 1B		x 0-0 ③ F9		4	1	1	0	1	0	4
Garry Maddox, R (1, 8) OBP: 0.321, SLG: 0.438	x 0-0 ② FC4-6 1-2f 2-3	x 0-0 E 1-2 1B		x 0-0 ① SF8 3-H	0-0 ③ CS 1-2	x 0-0 ① F9		x 0-0 ① F8		4	0	1	1	0	0	2
Bob Boone, R (1, 2) OBP: 0.344, SLG: 0.440	SSS 0-3 ③ K	x 0-0 E5 1-3 2-H		BBBB 4-0 SF7 1-2 2-3 BB		x 0-0 1B 2B		x 0-0 1B 2-3 1B		4	0	2	0	1	1	3
Ted Sizemore, R (1, 4) OBP: 0.345, SLG: 0.358 Tim McCarver, L (5, PH) OBP: 0.411, SLG: 0.522 Warren Brusstar, R (5, 1) Jay Johnstone, L (7, PH) OBP: 0.349, SLG: 0.470 Tug McGraw, R (7, 1) OBP: 0.455, SLG: 0.400		x 0-0 ① F2	x 0-0 ③ P6		x 0-0 ② SF7 1-2 2-3 3-H		x 0-0 ② F8		x 0-0 2-3 1B	2 0 0 1 0 0 1 1	0 0 0 0 0 0 0 0	0 0 0 1 0 0 0 1	0 0 0 0 0 0 0 0	0 0 0 0 0 0 0 0	0 0 0 0 0 0 0 0	2 0 0 1 0 0 1 0
Ron Reed, R (1, 1) OBP: 0.158, SLG: 0.167 Davey Johnson, R (5, PH) OBP: 0.396, SLG: 0.542 Terry Harmon, R (5, 4) OBP: 0.274, SLG: 0.327		BBBB 4-0 BB		x 0-0 ① 6-3	x 0-0 ③ G3		x 0-0 ③ P3		x 0-0 ② P4	1 1 2	0 0 0	0 0 0	0 0 0	1 0 0	0 0 0	0 2 3

Inning Stats																																			
	R: 2	E: 1	K: 1	S: 7	H: 1	LOB: 2	BB: 2	P: 15	R: 0	E: 0	K: 0	S: 3	H: 0	LOB: 1	BB: 1	P: 7	R: 1	E: 1	K: 0	S: 5	H: 1	LOB: 2	BB: 1	P: 9	R: 0	E: 0	K: 0	S: 3	H: 0	LOB: 0	BB: 0	P: 3	R: 2	E: 0	K: 0	S: 5	H: 2	LOB: 2	BB: 2	P: 13
	R: 2	E: 0	K: 0	S: 5	H: 4	LOB: 0	BB: 0	P: 5	R: 0	E: 0	K: 0	S: 4	H: 1	LOB: 1	BB: 0	P: 4	R: 1	E: 0	K: 1	S: 7	H: 2	LOB: 1	BB: 0	P: 7	R: 0	E: 0	K: 0	S: 5	H: 2	LOB: 2	BB: 0	P: 5	1B: 10	2B: 2	3B: 0	HR: 1	SF: 2	SAC: 1	DP: 0	HBP: 0	WP: 1	PB: 0	SB: 0	CS: 1	PA: 47

PITCHER		IP	WLS	BF	H	R	ER	SO	BB	IBB	HBP	BLK	WP	HR	S	P	ERA	WHIP
Hal Dues, R ERA: 4.34	(1, 1)	3.0		17	2	3	1	1	4	0	0	0	1	0	15	31	3.00	2.000
Larry Landreth, R ERA: 12.27	(4, 1)	1.1	L	8	2	2	2	0	2	0	0	0	0	0	6	14	13.50	3.000
Jackie Brown, R ERA: 4.53	(5, 1)	1.2		7	4	2	2	0	0	0	0	0	0	1	7	7	10.80	2.400
Santo Alcala, R ERA: 4.83	(7, 1)	1.0		4	1	0	0	0	0	0	0	0	0	0	4	4	0.00	1.000
Will McEnaney, L ERA: 3.9	(8, 1)	2.0		10	4	1	1	1	0	0	0	0	0	0	12	12	4.50	2.000

PITCHER	IP	WLS	BF	H	R	ER	SO	BB	IBB	HBP	BLK	WP	HR	S	P	ERA	WHIP

AB	37
R	8
H	13
RBI	6
BB	6
SO	2
LOB	23

Batter	1	2	3	4	5	6	7	8	9	AB	R	H	RBI	BB	SO	LOB
Dave Cash, R (1, 4) OBP: 0.343, SLG: 0.374	F9		6-3		BB, 1B, 1B		FC5-4, BB		FC5-4, 1-2f	4	0	1	0	1	0	1
Chris Speier, R (1, 6) OBP: 0.317, SLG: 0.335	L9		5-3		BB, 1-2, 1B		FC5-4, G6-4-3, 1-2f			4	0	1	0	0	0	1
Andre Dawson, R (1, 8) OBP: 0.325, SLG: 0.468	K			HR	G5-4-3, 1-2, 2-3, BB		G6-4-3, 1-2f			3	1	1	1	1	1	1
Tony Perez, R (1, 3) OBP: 0.358, SLG: 0.477		5-3		K	G5-4-3, 1-2f			K		4	0	0	0	0	2	3
Ellis Valentine, R (1, 9) OBP: 0.341, SLG: 0.523		F7		6-3		HR		1-3		4	1	1	1	0	0	0
Gary Carter, R (1, 2) OBP: 0.348, SLG: 0.509		K		1B, WP, BB		G6-4-3, 1B		K		3	1	1	0	1	2	0
Warren Cromartie, L (1, 7) OBP: 0.321, SLG: 0.396			HR, 1B	WP, 1-3, 1B		G6-4-3, 1-2f			5-3	4	1	2	0	0	0	1
Larry Parrish, R (1, 5) OBP: 0.309, SLG: 0.385 Jackie Brown, R (5, 1) OBP: 0.140, SLG: 0.125 Del Unser, L (6, PH) OBP: 0.343, SLG: 0.459 Santo Alcala, R (7, 1) OBP: 0.071, SLG: 0.179 Will McEnaney, L (8, 1) Jose Morales, R (9, PH) OBP: 0.244, SLG: 0.324			1-H, HR	F5, 1-2, 3-H		FC6-4, BB			1-3	2 0 0 0 0 1	1 0 0 0 0 0	1 0 0 0 0 0	2 0 1 0 0 0	0 0 0 0 0 0	0 0 0 0 0 0	1 0 0 0 0 0
Hal Dues, R (1, 1) Pete Mackanin, R (3, PH) OBP: 0.253, SLG: 0.291 Larry Landreth, R (4, 1) Stan Papi, R (5, 5) OBP: 0.231, SLG: 0.316		F9			4-3	FC6-4, 1-2f			FC5-4, BB	0 1 0 2	0 0 0 0	0 0 0 1	0 0 0 0	0 0 0 1	0 0 0 0	0 0 0 1
Inning Stats	R: 0 E: 0 K: 1 S: 5 H: 0 LOB: 0 BB: 0 P: 5	R: 0 E: 0 K: 1 S: 5 H: 0 LOB: 0 BB: 0 P: 5	R: 2 E: 0 K: 0 S: 5 H: 2 LOB: 0 BB: 0 P: 5	R: 2 E: 0 K: 1 S: 7 H: 2 LOB: 1 BB: 1 P: 11	R: 0 E: 0 K: 0 S: 4 H: 2 LOB: 2 BB: 1 P: 8	R: 1 E: 0 K: 0 S: 4 H: 2 LOB: 1 BB: 1 P: 8	R: 0 E: 0 K: 0 S: 2 H: 0 LOB: 0 BB: 1 P: 6	R: 0 E: 0 K: 2 S: 7 H: 0 LOB: 0 BB: 0 P: 7	R: 0 E: 0 K: 0 S: 3 H: 0 LOB: 1 BB: 1 P: 7	1B: 5 2B: 0 3B: 0 HR: 3	SF: 0 SAC: 0 DP: 3 HBP: 0					

PITCHER		IP	WLS	BF	H	R	ER	SO	BB	IBB	HBP	BLK	WP	HR	S	P	ERA	WHIP
Ron Reed, R ERA: 2.62	(1, 1)	4.0		17	4	4	4	3	1	0	0	0	1	2	22	26	9.00	1.250
Warren Brusstar, R ERA: 2.84	(5, 1)	2.0	W	10	4	1	1	0	2	0	0	0	0	1	8	16	4.50	3.000
Tug McGraw, L ERA: 2.28	(7, 1)	3.0	S	10	0	0	0	2	2	0	0	0	0	0	12	20	0.00	0.667

PITCHER	IP	WLS	BF	H	R	ER	SO	BB	IBB	HBP	BLK	WP	HR	S	P	ERA	WHIP

BOTTOM

Philadelphia Phillies @ Montreal Expos

Olympic Stadium, Montreal, QB

Sun Sep 25 1977, 3:33 AM EDT

Att. 19,246 - Unknown

livebaseballscorecards.com

AB	32
R	5
H	8
RBI	4
BB	5
SO	5
LOB	9

WP: 1	PA: 37		
PB: 0			
SB: 0			
CS: 0			

Montreal Expos @ St. Louis Cardinals

Busch Stadium, St. Louis, MO

Mon Sep 26 1977, 7:05 PM CDT

Att. 4,397 - Unknown

TOP

livebaseballscorecards.com

Batter	1	2	3	4	5	6	7	8	9	AB	R	H	RBI	BB	SO	LOB
Dave Cash, R (1, 4) OBP: 0.345, SLG: 0.375	BBBB 4-0 BB BB	x 0-0 ③ FC6-4 1-2 2-3 1B		x 0-0 ② L9 2-3		x 0-0 ③ 1B		x 0-0 ③ F9	x 0-0 ③ F9	5	0	2	0	1	0	3
Chris Speier, R (1, 6) Pepe Frias, R (9, PR) OBP: 0.246, SLG: 0.262 (9, 6) OBP: 0.318, SLG: 0.338	x 0-0 ① F9	x 0-0 ③ FC6-4 1-2f		x 0-0 2B 3-H			x 0-0 E4 FC5 5-3		x 0-0 1B 1B 1B 1B	5 0	0 1	2 0	1 0	0 0	0 0	4 0
Andre Dawson, R (1, 8) OBP: 0.327, SLG: 0.470	BBBB 4-0 1-2 BB		x 0-0 F9 SF7 2B	x 0-0 ③ P4			x 0-0 ① 5-3 1-2		x 0-0 1B 1B 1-2 1B	4	2	2	0	1	0	2
Tony Perez, R (1, 3) Sam Mejias, R (9, PR) OBP: 0.359, SLG: 0.475 OBP: 0.247, SLG: 0.389 (9, 9)	x 0-0 ② F7		x 0-0 ① F9 2-3		x 0-0 ① P6		4-0 FC5 HR IBB		x 0-0 1B 1-2 2-3 1B	4 0	1 1	1 0	0 0	1 0	0 0	3 0
Ellis Valentine, R (1, 9) Del Unser, L (9, PR) OBP: 0.339, SLG: 0.521 OBP: 0.343, SLG: 0.459 (9, 3)	x 0-0 ③ F7		x 0-0 ② SF7 3-H		x 0-0 ② F8		x 0-0 ② FC5 HR 1-2 2-3f		x 0-0 HBP 1B FC1-2 1-2 2-3 3-H 1B	4 0	1 0	1 0	2 0	0 0	0 0	4 0
Gary Carter, R (1, 2) OBP: 0.352, SLG: 0.519		x 0-0 ① F8	BBBB 4-0 S BB		x 0-0 2B		x 0-0 1-H 2-H HR		x 0-0 FC1-2 HBP SF7 1-2 2-H 3-H 1B	4	2	3	5	1	0	0
Warren Cromartie, L (1, 7) Jerry White, S (9, PR) OBP: 0.321, SLG: 0.395 OBP: 0.300, SLG: 0.300 (9, 7)		x 0-0 1B 1B 1B	x 0-0 ③ F8 1-2		x 0-0 ③ G3		x 0-0 ③ 6-3		H 1-0 SF7 FC1-2 1-2 2-3 HBP	4 0	0 0	1 0	0 0	0 0	0 0	2 0
Larry Parrish, R (1, 5) OBP: 0.310, SLG: 0.384		x 0-0 1B 1-2 1B		H 1-0 L9 SH3 2B HBP		SSS 0-3 ① K		x 0-0 ① P3	x 0-0 ① FC1-2 1-2 2-3 3-Hf	4	1	1	0	0	1	3
Wayne Twitchell, R (1, 1) Will McEnaney, L (8, 1) Don Stanhouse, R (8, 1) OBP: 0.245, SLG: 0.170 OBP: 0.229, SLG: 0.267		SSS 0-3 ② K		x 0-0 ① SH3 1-2		SSS 0-3 ② K		SSS 0-3 ② K	x 0-0 ② SF7 2-3 3-H	3 0 0	0 0 0	0 0 0	0 0 1	3 0 0	2 0 0	
Inning Stats	R: 0 E: 0 K: 0 S: 3 H: 0 LOB: 2 BB: 2 P: 11	R: 0 E: 0 K: 1 S: 8 H: 3 LOB: 3 BB: 0 P: 8	R: 1 E: 0 K: 0 S: 4 H: 1 LOB: 1 BB: 1 P: 8	R: 1 E: 0 K: 0 S: 4 H: 1 LOB: 1 BB: 0 P: 5	R: 0 E: 0 K: 0 S: 4 H: 1 LOB: 1 BB: 0 P: 4	R: 0 E: 0 K: 2 S: 7 H: 1 LOB: 1 BB: 0 P: 7	R: 3 E: 1 K: 0 S: 5 H: 1 LOB: 0 BB: 1 P: 9	R: 0 E: 0 K: 1 S: 5 H: 0 LOB: 0 BB: 0 P: 5	R: 4 E: 0 K: 0 S: 8 H: 5 LOB: 2 BB: 0 P: 9	1B: 9 2B: 3 3B: 0 HR: 1 SF: 2 SAC: 1 DP: 0 HBP: 2						

AB	37
R	9
H	13
RBI	9
BB	4
SO	4
LOB	23

WP: 0 PB: 0 SB: 1 CS: 0 PA: 46

PITCHER		IP	WLS	BF	H	R	ER	SO	BB	IBB	HBP	BLK	WP	HR	S	P	ERA	WHIP
Eric Rasmussen, R ERA: 3.48	(1, 1)	7.0		34	8	5	2	3	3	1	1	0	0	1	35	52	2.57	1.571
Butch Metzger, R ERA: 3.58	(8, 1)	1.0		3	0	0	0	1	0	0	0	0	0	0	5	5	0.00	0.000
Rawly Eastwick, R ERA: 3.72	(9, 1)	0.0	L	4	4	4	4	0	0	0	0	0	0	0	4	4	∞	∞
Al Hrabosky, L ERA: 4.57	(9, 1)	1.0		5	1	0	0	0	0	0	1	0	0	0	4	5	0.00	1.000

PITCHER	IP	WLS	BF	H	R	ER	SO	BB	IBB	HBP	BLK	WP	HR	S	P	ERA	WHIP

BOTTOM

Batter	1	2	3	4	5	6	7	8	9	AB	R	H	RBI	BB	SO	LOB
Lou Brock, L (1, 7) OBP: 0.317, SLG: 0.355	F7			F6		FC1-5-4 (FC4)	1B		BB	4	0	1	1	1	0	1
Jerry Mumphrey, S (1, 8) OBP: 0.357, SLG: 0.393	F8			6-3		FC4 (IHR)	4-3		K	5	1	0	0	0	1	5
Garry Templeton, S (1, 6) OBP: 0.337, SLG: 0.450	G3			4-3		IHR		BB (FC6-4)	1B	4	1	2	2	1	0	0
Ted Simmons, S (1, 2) OBP: 0.409, SLG: 0.504		P6			4-3	P6		FC6-4 (1B)	F8	5	1	0	0	0	0	3
Keith Hernandez, L (1, 3) OBP: 0.379, SLG: 0.460		K			L5		1-3	1B	K	5	1	1	0	0	2	2
Ken Reitz, R (1, 5) OBP: 0.298, SLG: 0.420		5-3			1B		1B (HBP)	1B		4	1	3	1	0	0	0
Rick Bosetti, R (8, PR) OBP: 0.314, SLG: 0.238										0	0	0	0	0	0	0
Taylor Duncan, R (9, 5) OBP: 0.385, SLG: 0.636										0	0	0	0	0	0	0
Jim Dwyer, L (1, 9) OBP: 0.500, SLG: 0.438			F5		1-3		1B (HBP)	F8		3	0	1	0	0	0	2
Mike Tyson, R (1, 4) OBP: 0.296, SLG: 0.337			6-3		F7		F9			3	0	0	0	0	0	4
Dave Rader, L (8, PH) OBP: 0.299, SLG: 0.380										1	0	1	1	0	0	0
Mike Phillips, L (9, 4) OBP: 0.267, SLG: 0.258										0	0	0	0	0	0	0
Eric Rasmussen, R (1, 1) OBP: 0.197, SLG: 0.211			K			FC1-5-4	1B	F3		1	0	0	0	1	1	0
Dane Iorg, L (7, PH) OBP: 0.303, SLG: 0.271										1	0	1	0	0	0	0
Butch Metzger, R (8, 1)										0	0	0	0	0	0	0
Roger Freed, R (8, PH) OBP: 0.483, SLG: 0.623										1	0	0	0	0	0	2
Rawly Eastwick, R (9, 1) OBP: 0.385, SLG: 0.273										0	0	0	0	0	0	0
Al Hrabosky, R (9, 1)										0	0	0	0	0	0	0
Inning Stats	R: 0 E: 0 K: 0 S: 3 H: 0 LOB: 0 BB: 0 P: 3	R: 0 E: 0 K: 1 S: 5 H: 0 LOB: 0 BB: 0 P: 5	R: 0 E: 0 K: 1 S: 5 H: 0 LOB: 0 BB: 0 P: 5	R: 0 E: 0 K: 0 S: 3 H: 0 LOB: 0 BB: 0 P: 3	R: 0 E: 0 K: 0 S: 5 H: 2 LOB: 2 BB: 0 P: 5	R: 2 E: 0 K: 0 S: 4 H: 1 LOB: 0 BB: 1 P: 8	R: 1 E: 0 K: 0 S: 6 H: 3 LOB: 3 BB: 0 P: 7	R: 2 E: 0 K: 0 S: 6 H: 3 LOB: 2 BB: 1 P: 10	R: 0 E: 0 K: 2 S: 8 H: 1 LOB: 2 BB: 1 P: 12	1B: 9 2B: 0 3B: 0 HR: 1 SF: 0 SAC: 0 DP: 0 HBP: 1	WP: 0 PB: 0 SB: 0 CS: 0 PA: 41					

PITCHER		IP	WLS	BF	H	R	ER	SO	BB	IBB	HBP	BLK	WP	HR	S	P	ERA	WHIP
Wayne Twitchell, R ERA: 4.32	(1, 1)	7.0		30	6	4	4	2	2	0	1	0	0	0	31	40	5.14	1.143
Will McEnaney, L ERA: 3.99	(8, 1)	0.1		2	1	0	0	0	0	0	0	0	0	0	2	2	0.00	3.000
Don Stanhouse, R ERA: 3.49	(8, 1)	1.2	W	9	3	1	1	2	1	0	0	0	0	0	12	16	5.40	2.400

PITCHER	IP	WLS	BF	H	R	ER	SO	BB	IBB	HBP	BLK	WP	HR	S	P	ERA	WHIP

Montreal Expos @ St. Louis Cardinals

Busch Stadium, St. Louis, MO

Mon Sep 26 1977, 7:05 PM CDT

Att. 4,397 - Unknown

livebaseballscorecards.com

AB	37
R	5
H	10
RBI	5
BB	3
SO	4
LOB	19

Batter	1	2	3	4	5	6	7	8	9	AB	R	H	RBI	BB	SO	LOB
Dave Cash, R (1, 4) OBP: 0.345, SLG: 0.377	5-3			FC SF8 2B		FC4-6 1B		F8		4	1	2	0	0	0	0
Chris Speier, R (1, 6) OBP: 0.316, SLG: 0.335	5-3			FC L6-3 2-3		K		K		4	0	0	0	0	2	2
Andre Dawson, R (1, 8) OBP: 0.327, SLG: 0.475	5-3			SF8 3-H		FC4-6 1-2f		HR		3	1	1	2	0	0	1
Tony Perez, R (1, 3) OBP: 0.358, SLG: 0.473		6-3		L6-3 1-2			1B 1B 1B	6-3		4	1	1	0	0	0	1
Ellis Valentine, R (1, 9) OBP: 0.338, SLG: 0.518		6-3			E6 G5-3 1B		1B 1-2 1B		5-3	4	0	1	0	0	0	0
Gary Carter, R (1, 2) OBP: 0.351, SLG: 0.516		BB CS			P4		P4		K	3	0	0	0	1	1	3
Del Unser, L (1, 7) OBP: 0.345, SLG: 0.460		CS 1-2	4-3		1-2 1B		K		1B	4	0	2	0	0	1	2
Larry Parrish, R (1, 5) OBP: 0.309, SLG: 0.382			F8		G5-3 2-3f		1-3 2-H 1B		K	4	0	1	1	0	1	3
Dan Schatzeder, L (1, 1) OBP: 0.333, SLG: 0.333			K			5-3	G3			0	0	0	0	0	0	0
Pepe Frias, R (3, PH) OBP: 0.242, SLG: 0.258										1	0	0	0	0	1	0
Jackie Brown, R (3, 1) OBP: 0.140, SLG: 0.125										0	0	0	0	0	0	0
Pete Mackanin, R (6, PH) OBP: 0.250, SLG: 0.288										1	0	0	0	0	0	0
Bill Atkinson, L (6, 1) OBP: 0.200, SLG: 0.200										0	0	0	0	0	0	0
Jerry White, S (7, PH) OBP: 0.273, SLG: 0.273										1	0	0	0	0	0	2
Joe Kerrigan, R (7, 1)										0	0	0	0	0	0	0
Will McEnaney, L (8, 1)										0	0	0	0	0	0	0
Inning Stats	R: 0 E: 0 K: 0 S: 3 H: 0 LOB: 0 BB: 0 P: 3	R: 0 E: 0 K: 0 S: 2 H: 0 LOB: 0 BB: 1 P: 6	R: 0 E: 0 K: 1 S: 5 H: 0 LOB: 0 BB: 0 P: 5	R: 1 E: 0 K: 0 S: 4 H: 1 LOB: 0 BB: 0 P: 4	R: 0 E: 1 K: 0 S: 4 H: 1 LOB: 1 BB: 0 P: 4	R: 0 E: 0 K: 1 S: 6 H: 1 LOB: 1 BB: 0 P: 6	R: 1 E: 0 K: 1 S: 8 H: 3 LOB: 2 BB: 0 P: 8	R: 1 E: 0 K: 1 S: 6 H: 1 LOB: 0 BB: 0 P: 6	R: 0 E: 0 K: 2 S: 8 H: 1 LOB: 1 BB: 0 P: 8	1B: 6 2B: 2 3B: 0 HR: 1 SF: 1 SAC: 0 DP: 2 HBP: 0						

PITCHER	IP	WLS	BF	H	R	ER	SO	BB	IBB	HBP	BLK	WP	HR	S	P	ERA	WHIP
Bob Forsch, R (1, 1) ERA: 3.32	9.0	W	35	8	3	3	6	1	0	0	0	0	1	46	50	3.00	1.000

PITCHER	IP	WLS	BF	H	R	ER	SO	BB	IBB	HBP	BLK	WP	HR	S	P	ERA	WHIP

TOP

Montreal Expos @ St. Louis Cardinals

Busch Stadium, St. Louis, MO

Tue Sep 27 1977, 7:05 PM CDT

Att. 6,883 - Unknown

livebaseballscorecards.com

AB	33
R	3
H	8
RBI	3
BB	1
SO	6
LOB	14

WP: 0	PA: 36
PB: 0	
SB: 0	
CS: 1	

BOTTOM

Montreal Expos @ St. Louis Cardinals

Busch Stadium, St. Louis, MO

Tue Sep 27 1977, 7:05 PM CDT

Att. 6,883 - Unknown

Batter	1	2	3	4	5	6	7	8	9	AB	R	H	RBI	BB	SO	LOB
Lou Brock, L (1, 7)	K	K		G3		G3				3	0	0	0	0	2	3
Jim Dwyer, L (5, 7)										1	0	0	0	0	0	0
Jerry Mumphrey, S (1, 8)	4-3	F7			G3		6-3			4	0	0	0	0	0	1
Garry Templeton, S (1, 6)	5-3		5-3		F8		F8			4	0	0	0	0	0	0
Ted Simmons, S (1, 2)		BB	F8		1B 2B		L8			3	2	1	0	1	0	0
Keith Hernandez, L (1, 3)		BB 1-2	3-1		1B IBB			1-3 2B		2	1	1	0	2	0	0
Ken Reitz, R (1, 5)		K		L7	1-3 2-H 1B			1-3 2-3		4	0	1	1	0	1	3
Hector Cruz, R (1, 9)		1B 1-2 2-3 BB		SH5-4 1B	K			HBP		2	1	1	0	1	1	2
Mike Tyson, R (1, 4)		2B 1-3 2-H 3-H 1B		SH5-4 1-2 1B		F8		P6		1	1	1	2	0	0	0
Mike Phillips, L (4, 4)										2	0	1	0	0	0	0
Roger Freed, R (8, PH)										1	0	0	0	0	0	2
Ken Oberkfell, L (9, 4)										0	0	0	0	0	0	0
Bob Forsch, R (1, 1)		1-H 3-H 2B		SH5-4 1-2 2-3		F7		1-3		3	0	1	2	0	0	2
Inning Stats	R: 0 E: 0 K: 1 S: 5 H: 0 LOB: 0 BB: 0 P: 5	R: 4 E: 0 K: 2 S: 9 H: 2 LOB: 1 BB: 3 P: 21	R: 0 E: 0 K: 0 S: 3 H: 0 LOB: 0 BB: 0 P: 3	R: 0 E: 0 K: 0 S: 5 H: 2 LOB: 2 BB: 0 P: 5	R: 1 E: 0 K: 1 S: 7 H: 2 LOB: 2 BB: 1 P: 11	R: 0 E: 0 K: 0 S: 3 H: 0 LOB: 0 BB: 0 P: 3	R: 0 E: 0 K: 0 S: 3 H: 0 LOB: 0 BB: 0 P: 3	R: 0 E: 0 K: 0 S: 4 H: 1 LOB: 2 BB: 0 P: 5		1B: 4 2B: 3 3B: 0 HR: 0 SF: 0 SAC: 1 DP: 0 HBP: 1						

livebaseballscorecards.com

AB	30
R	5
H	7
RBI	5
BB	4
SO	4
LOB	13

WP: 0 PB: 0 SB: 0 CS: 0 PA: 36

PITCHER		IP	WLS	BF	H	R	ER	SO	BB	IBB	HBP	BLK	WP	HR	S	P	ERA	WHIP
Dan Schatzeder, L	(1, 1)	2.0	L	11	2	4	4	3	3	0	0	0	0	0	14	26	18.00	2.500
ERA: 2.49																		
Jackie Brown, R	(3, 1)	3.0		14	4	1	1	1	0	1	0	0	0	0	15	19	3.00	1.333
ERA: 4.51																		
Bill Atkinson, R	(6, 1)	1.0		3	0	0	0	0	0	0	0	0	0	0	3	3	0.00	0.000
ERA: 3.46																		
Joe Kerrigan, R	(7, 1)	1.1		6	1	0	0	0	0	0	1	0	0	0	5	6	0.00	0.750
ERA: 3.06																		
Will McEnaney, L	(8, 1)	0.2		2	0	0	0	0	0	0	0	0	0	0	2	2	0.00	0.000
ERA: 3.96																		

PITCHER	IP	WLS	BF	H	R	ER	SO	BB	IBB	HBP	BLK	WP	HR	S	P	ERA	WHIP

Montreal Expos @ St. Louis Cardinals

Busch Stadium, St. Louis, MO

Wed Sep 28 1977, 7:05 PM CDT

Att. 5,032 - Unknown

TOP

livebaseballscorecards.com

Batter	1	2	3	4	5	6	7	8	9	AB	R	H	RBI	BB	SO	LOB
Dave Cash, R (1, 4) OBP: 0.345, SLG: 0.376	K		G5-4-3 1-2f		5-3			2B 2-3 1B		4	1	1	0	0	1	2
Chris Speier, R (1, 6) OBP: 0.318, SLG: 0.340	FC6 1B			1B 1B		K		1B 1-H 3-H 2B		4	1	3	2	0	1	0
Andre Dawson, R (1, 8) OBP: 0.328, SLG: 0.475	K			G6-4-3 1-2 1B		6-3		G5-4-3 3-H 1B		4	0	2	1	0	1	1
Tony Perez, R (1, 3) OBP: 0.356, SLG: 0.470	FC6 1-2f			K		K		G5-4-3 1-2f		4	0	0	0	0	2	4
Jerry White, S (8, 7) OBP: 0.273, SLG: 0.273										0	0	0	0	0	0	0
Ellis Valentine, R (1, 9) OBP: 0.336, SLG: 0.514		5-3		G6-4-3 1-2f			F8		6-3	4	0	0	0	0	0	2
Sam Mejias, R (9, 9) OBP: 0.247, SLG: 0.389										0	0	0	0	0	0	0
Gary Carter, R (1, 2) OBP: 0.351, SLG: 0.514		K			1-3		F8		1-4-3 1B	4	0	1	0	0	1	0
Del Unser, L (1, 7) OBP: 0.344, SLG: 0.460		F8			E 2B		F8		1-4-3 1-2	4	1	1	0	0	0	1
(8, 3)																
Larry Parrish, R (1, 5) OBP: 0.312, SLG: 0.385			6-3		E6 2-H 1B			1B SH3-4 2B 1B	6-3	3	0	2	0	0	0	0
Stan Papi, R (8, PR) OBP: 0.225, SLG: 0.308										1	1	0	0	0	0	1
(8, 5)																
Steve Rogers, R (1, 1) OBP: 0.143, SLG: 0.106			G5-4-3 1B		K			SH3-4 1-2		2	0	1	0	0	1	1

AB	34
R	4
H	11
RBI	3
BB	0
SO	7
LOB	12

Inning Stats									
	R: 0 E: 0 K: 2 S: 8	H: 1 LOB: 1 BB: 0 P: 8	R: 0 E: 0 K: 1 S: 5	H: 0 LOB: 0 BB: 0 P: 5	R: 0 E: 0 K: 0 S: 3	H: 1 LOB: 0 BB: 0 P: 3	R: 0 E: 0 K: 1 S: 6	H: 2 LOB: 1 BB: 0 P: 6	R: 1 E: 1 K: 1 S: 7	H: 2 LOB: 1 BB: 0 P: 7
	R: 0 E: 0 K: 2 S: 7	H: 0 LOB: 0 BB: 0 P: 7	R: 0 E: 0 K: 0 S: 3	H: 0 LOB: 0 BB: 0 P: 3	R: 3 E: 0 K: 0 S: 6	H: 4 LOB: 1 BB: 0 P: 6	R: 0 E: 0 K: 0 S: 4	H: 1 LOB: 1 BB: 0 P: 4	1B: 9 2B: 2 3B: 0 HR: 0	SF: 0 SAC: 1 DP: 3 HBP: 0
									WP: 0 PB: 0 SB: 0 CS: 0	PA: 35

PITCHER		IP	WLS	BF	H	R	ER	SO	BB	IBB	HBP	BLK	WP	HR	S	P	ERA	WHIP
John Urrea, R ERA: 3.14	(1, 1)	7.1	L	30	10	4	3	7	0	0	0	0	0	0	44	44	3.68	1.364
Butch Metzger, R ERA: 3.53	(8, 1)	1.2		5	1	0	0	0	0	0	0	0	0	0	5	5	0.00	0.600

PITCHER	IP	WLS	BF	H	R	ER	SO	BB	IBB	HBP	BLK	WP	HR	S	P	ERA	WHIP

Montreal Expos @ St. Louis Cardinals

Busch Stadium, St. Louis, MO

Wed Sep 28 1977, 7:05 PM CDT

Att. 5,032 - Unknown

BOTTOM

livebaseballscorecards.com

Batter	1	2	3	4	5	6	7	8	9	AB	R	H	RBI	BB	SO	LOB
Jim Dwyer, L (1, 7) OBP: 0.440, SLG: 0.381	F8		1B FC4-2 1B		FC1-4 4-3 1-2f		F8			4	0	1	0	0	0	2
Rick Bosetti, R (8, 7) OBP: 0.314, SLG: 0.238										0	0	0	0	0	0	0
Jerry Mumphrey, S (1, 8) OBP: 0.356, SLG: 0.391	2B 1B 1B		SSS K		4-3 1-2		FC4 1-2 1B			4	1	2	0	0	1	2
Garry Templeton, S (1, 6) OBP: 0.335, SLG: 0.449	1B 1-3 2B		FC4-2 1-3 1B		5-3		FC4 1-2f			4	1	2	0	0	0	3
Ted Simmons, S (1, 2) OBP: 0.408, SLG: 0.503	2-H 3-H 1B		FC4-2 1-2 3-H			1-3		4-3		4	0	1	2	0	0	2
Keith Hernandez, L (1, 3) OBP: 0.381, SLG: 0.462	SSS K		4-1			2B		G3		4	0	1	0	0	1	3
Ken Reitz, R (1, 5) OBP: 0.296, SLG: 0.416	1-3			5-3		SSS K		5-3		4	0	0	0	0	1	2
Hector Cruz, R (1, 9) OBP: 0.328, SLG: 0.361		6-3		SSS K		5-3			4-3	3	0	0	0	0	1	1
Lou Brock, L (9, PH) OBP: 0.314, SLG: 0.352										1	0	0	0	0	0	0
Mike Phillips, L (1, 4) OBP: 0.263, SLG: 0.255		SSS K		L8			P6		6-3	4	0	0	0	0	1	0
John Urrea, R (1, 1) OBP: 0.342, SLG: 0.138		G3			BBB FC1-4 BB		BBB 1B BB		F7	1	0	0	0	2	0	0
Butch Metzger, R (8, 1)										0	0	0	0	0	0	0
Dave Rader, L (9, PH) OBP: 0.297, SLG: 0.376										1	0	0	0	0	0	0

Inning Stats	1	2	3	4	5	6	7	8	9
	R: 2 H: 3 E: 0 LOB: 1 K: 1 BB: 0 S: 8 P: 8	R: 0 H: 0 E: 0 LOB: 0 K: 1 BB: 0 S: 5 P: 5	R: 0 H: 2 E: 0 LOB: 2 K: 1 BB: 0 S: 7 P: 7	R: 0 H: 0 E: 0 LOB: 0 K: 1 BB: 0 S: 5 P: 5	R: 0 H: 0 E: 0 LOB: 1 K: 0 BB: 1 S: 3 P: 7	R: 0 H: 1 E: 0 LOB: 1 K: 1 BB: 0 S: 6 P: 6	R: 0 H: 1 E: 0 LOB: 2 K: 0 BB: 1 S: 4 P: 8	R: 0 H: 0 E: 0 LOB: 0 K: 0 BB: 0 S: 3 P: 3	R: 0 H: 0 E: 0 LOB: 0 K: 0 BB: 0 S: 3 P: 3

AB	34
R	2
H	7
RBI	2
BB	2
SO	5
LOB	15

1B: 5	SF: 0
2B: 2	SAC: 0
3B: 0	DP: 0
HR: 0	HBP: 0

WP: 0	PA: 36
PB: 0	
SB: 0	
CS: 0	

PITCHER	IP	WLS	BF	H	R	ER	SO	BB	IBB	HBP	BLK	WP	HR	S	P	ERA	WHIP
Steve Rogers, R (1, 1) ERA: 3.04	9.0	W	36	7	2	2	5	2	0	0	0	0	0	44	52	2.00	1.000

PITCHER	IP	WLS	BF	H	R	ER	SO	BB	IBB	HBP	BLK	WP	HR	S	P	ERA	WHIP

Batter	1	2	3	4	5	6	7	8	9	AB	R	H	RBI	BB	SO	LOB
Dave Cash, R (1, 4) OBP: 0.345, SLG: 0.376	6-3	5-3			G3 1B		5-3		3B 1B 1-2 2-H	5	1	2	1	0	0	0
Chris Speier, R (1, 6) OBP: 0.319, SLG: 0.344	BB 1B 1B		6-3		G3 1-2			6-3	3B 1-H 2-H	5	1	2	2	0	0	1
Andre Dawson, R (1, 8) OBP: 0.328, SLG: 0.473	1B 2B BB 1-2		F8		F8			WP S BB	K	3	1	0	0	2	1	2
Tony Perez, R (1, 3) OBP: 0.355, SLG: 0.468	F9		FC6-4 BB		P6			K 1-3		3	0	0	0	1	1	4
Ellis Valentine, R (1, 9) OBP: 0.335, SLG: 0.512	2B 1B 1B 1-2 2-H		FC6-4 1-2f			K		5-3		4	1	1	1	0	1	2
Gary Carter, R (1, 2) OBP: 0.353, SLG: 0.517	1B 2B 1-3 2-H			F6		CS 1B			4-3 BB 1B	3	2	2	1	1	0	0
Larry Parrish, R (1, 5) OBP: 0.314, SLG: 0.388	1B 2-H 3-H			2B		F8 1-2			4-3 1-2	4	0	2	2	0	0	2
Sam Mejias, R (1, 7) OBP: 0.240, SLG: 0.378		F8		F7			K		1B IBB 3B	3	0	0	0	0	1	1
Del Unser, L (9, PH) OBP: 0.346, SLG: 0.460										0	1	0	0	1	0	0
Fred Holdsworth, R (1, 1)		P3		K			F8		F8	3	0	0	0	0	1	1
Don Stanhouse, R (8, 1) OBP: 0.224, SLG: 0.261										1	0	0	0	0	0	2
Inning Stats	R: 4 H: 4 E: 0 LOB: 1 K: 0 BB: 1 S: 6 P: 10	R: 0 H: 0 E: 0 LOB: 0 K: 0 BB: 0 S: 3 P: 3	R: 0 H: 0 E: 0 LOB: 1 K: 0 BB: 1 S: 3 P: 7	R: 0 H: 1 E: 0 LOB: 1 K: 1 BB: 0 S: 6 P: 6	R: 0 H: 1 E: 0 LOB: 1 K: 0 BB: 0 S: 4 P: 4	R: 0 H: 1 E: 0 LOB: 0 K: 1 BB: 0 S: 5 P: 5	R: 0 H: 0 E: 0 LOB: 0 K: 1 BB: 0 S: 5 P: 5	R: 0 H: 0 E: 0 LOB: 1 K: 1 BB: 1 S: 5 P: 9	R: 3 H: 2 E: 0 LOB: 1 K: 1 BB: 2 S: 7 P: 15	1B: 6 SF: 0 2B: 2 SAC: 0 3B: 1 DP: 0 HR: 0 HBP: 0						

PITCHER		IP	WLS	BF	H	R	ER	SO	BB	IBB	HBP	BLK	WP	HR	S	P	ERA	WHIP
Steve Carlton, L ERA: 2.64	(1, 1)	8.0	L	32	7	4	4	4	3	0	0	0	1	0	37	49	4.50	1.250
Ron Reed, R ERA: 2.82	(9, 1)	1.0		7	2	3	3	1	1	1	0	0	0	0	7	15	27.00	3.000

PITCHER		IP	WLS	BF	H	R	ER	SO	BB	IBB	HBP	BLK	WP	HR	S	P	ERA	WHIP

TOP

Montreal Expos @ Philadelphia Phillies

Veterans Stadium, Philadelphia, PA

Thu Sep 29 1977, 7:05 PM EDT

Att. 25,808 - Unknown

livebaseballscorecards.com

AB	34
R	7
H	9
RBI	7
BB	5
SO	5
LOB	15

WP: 1 PA: 39
PB: 0
SB: 1
CS: 1

Batter	1	2	3	4	5	6	7	8	9	AB	R	H	RBI	BB	SO	LOB
Bake McBride, L (1, 8) OBP: 0.364, SLG: 0.521	4-3		G3, FC5-2-6, 2B		K			F7		4	0	1	0	0	1	0
Larry Bowa, S (1, 6) OBP: 0.309, SLG: 0.334	F8		G3, 2-3			4-3		BB, 1B		4	0	1	0	0	0	1
Mike Schmidt, R (1, 5) OBP: 0.392, SLG: 0.576	F5		FC5-2-6, 3-H			F8		BBBB, 1-2, BB		3	0	0	0	1	0	1
Greg Luzinski, R (1, 7) OBP: 0.396, SLG: 0.594		HR	6-3			1B		L5		4	1	2	1	0	0	3
Richie Hebner, L (1, 3) OBP: 0.384, SLG: 0.482		HR		F5		G3			F8	4	1	1	1	0	0	1
Jay Johnstone, L (1, 9) OBP: 0.348, SLG: 0.463		L8		4-3			4-3		G4-6-3, 1B	4	0	1	0	0	0	0
Tim McCarver, L (1, 2) OBP: 0.409, SLG: 0.521		1-3, 2B		L3			F8		G4-6-3, 1-2f	4	0	1	0	0	0	1
Ted Sizemore, R (1, 4) OBP: 0.346, SLG: 0.357		1-3, 2-3			5-3		F9			3	0	0	0	0	0	1
Steve Carlton, L (1, 1) OBP: 0.282, SLG: 0.402		F5			6-3			4-3		2	0	0	0	0	0	1
Tom Hutton, L (8, PH) OBP: 0.372, SLG: 0.400										1	0	0	0	0	0	0
Ron Reed, R (9, 1) OBP: 0.158, SLG: 0.167										0	0	0	0	0	0	0
Inning Stats	R: 0 E: 0 K: 0 S: 3 H: 0 LOB: 0 BB: 0 P: 3	R: 2 E: 0 K: 0 S: 6 H: 3 LOB: 1 BB: 0 P: 6	R: 0 E: 0 K: 0 S: 4 H: 1 LOB: 1 BB: 0 P: 4	R: 0 E: 0 K: 0 S: 3 H: 0 LOB: 0 BB: 0 P: 3	R: 0 E: 0 K: 1 S: 5 H: 0 LOB: 0 BB: 0 P: 5	R: 0 E: 0 K: 0 S: 4 H: 1 LOB: 1 BB: 0 P: 4	R: 0 E: 0 K: 0 S: 3 H: 0 LOB: 0 BB: 0 P: 3	R: 0 E: 0 K: 0 S: 4 H: 1 LOB: 2 BB: 1 P: 8	R: 0 E: 0 K: 0 S: 3 H: 1 LOB: 0 BB: 0 P: 3	1B: 3 2B: 2 3B: 0 HR: 2	SF: 0 SAC: 0 DP: 1 HBP: 0			WP: 0 PB: 0 SB: 0 CS: 0	PA: 34	

PITCHER	IP	WLS	BF	H	R	ER	SO	BB	IBB	HBP	BLK	WP	HR	S	P	ERA	WHIP
Fred Holdsworth, R (1, 1) ERA: 3.97	7.2	W	29	6	2	2	1	0	0	0	0	0	2	31	31	2.35	0.783
Don Stanhouse, R (8, 1) ERA: 3.46	1.1	S	5	1	0	0	0	1	0	0	0	0	0	4	8	0.00	1.500

PITCHER	IP	WLS	BF	H	R	ER	SO	BB	IBB	HBP	BLK	WP	HR	S	P	ERA	WHIP

BOTTOM

Montreal Expos @ Philadelphia Phillies

Veterans Stadium, Philadelphia, PA

Thu Sep 29 1977, 7:05 PM EDT

Att. 25,808 - Unknown

livebaseballscorecards.com

AB	33
R	2
H	7
RBI	2
BB	1
SO	1
LOB	9

Montreal Expos @ Philadelphia Phillies

Veterans Stadium, Philadelphia, PA

Fri Sep 30 1977, 7:05 PM EDT

Att. 28,436 - Unknown

TOP

livebaseballscorecards.com

Batter	1	2	3	4	5	6	7	8	9	AB	R	H	RBI	BB	SO	LOB
Dave Cash, R (1, 4) OBP: 0.345, SLG: 0.378	F8 SF8 2B		6-3		5-3		P6		1-3	3	1	1	0	0	0	1
Larry Landreth, R (5, 1)										0	0	0	0	0	0	0
Sam Mejias, R (7, PH) OBP: 0.238, SLG: 0.374										1	0	0	0	0	0	1
Bill Atkinson, L (7, 1) OBP: 0.200, SLG: 0.200										0	0	0	0	0	0	0
Jose Morales, R (9, PH) OBP: 0.241, SLG: 0.319										1	0	0	0	0	0	2
Stan Papi, R (1, 6) OBP: 0.250, SLG: 0.326	F8 2-3			5-3 1B		2B G6-4-3 1B		6-3		4	1	2	0	0	0	1
Andre Dawson, R (1, 8) OBP: 0.328, SLG: 0.474	SF8 3-H			K		G6-4-3 1-3 2B		F9		3	0	1	1	0	1	1
Gary Carter, R (1, 2) OBP: 0.353, SLG: 0.515	G3			5-3 1-2		G6-4-3 BB		4-3		2	0	0	0	1	0	1
Tim Blackwell, S (6, 2) OBP: 0.182, SLG: 0.150										1	0	0	0	0	0	0
Ellis Valentine, R (1, 9) OBP: 0.335, SLG: 0.510		K		5-3		G6-4-3 1-2f 2-3 3-H			1B G3 1B 1B	4	1	1	0	0	1	3
Del Unser, L (1, 3) OBP: 0.348, SLG: 0.459		BB G4-6-3			FC3-6 1B	F7			G3 1-2	3	0	1	0	1	0	2
Jerry White, S (1, 7) OBP: 0.267, SLG: 0.267		G4-6-3 1-2f			FC3-6 E 6-3 1-2f		4-3		FC1-6 1B 2-3 1B	4	1	1	0	0	0	2
Larry Parrish, R (1, 5) OBP: 0.312, SLG: 0.386			K		E5 6-3 1-3		5-3		FC1-6 1-2 3-H 1B	2	0	0	0	0	1	1
Pete Mackanin, R (6, 5) OBP: 0.256, SLG: 0.293										2	0	1	1	0	0	0
Stan Bahnsen, R (1, 1) OBP: 0.178, SLG: 0.167			6-3		6-3 1-2 3-H		1B		FC1-6 1-2f 2-3	0	0	0	0	0	0	0
Hal Dues, R (2, 1)										1	0	0	0	0	0	0
Tony Perez, R (5, PH) OBP: 0.355, SLG: 0.467										1	0	0	1	0	0	1
Pepe Frias, R (5, 4) OBP: 0.250, SLG: 0.266										2	0	1	0	0	0	2

Inning Stats	1	2	3	4	5	6	7	8	9
	R: 1 H: 1 E: 0 LOB: 0 K: 0 BB: 0 S: 4 P: 4	R: 0 H: 0 E: 0 LOB: 0 K: 1 BB: 1 S: 4 P: 8	R: 0 H: 0 E: 0 LOB: 0 K: 1 BB: 0 S: 5 P: 5	R: 0 H: 1 E: 0 LOB: 1 K: 1 BB: 0 S: 6 P: 6	R: 1 H: 1 E: 1 LOB: 1 K: 0 BB: 0 S: 5 P: 5	R: 1 H: 2 E: 0 LOB: 1 K: 0 BB: 1 S: 4 P: 8	R: 0 H: 1 E: 0 LOB: 1 K: 0 BB: 0 S: 4 P: 4	R: 0 H: 0 E: 0 LOB: 0 K: 0 BB: 0 S: 3 P: 3	R: 1 H: 3 E: 0 LOB: 2 K: 0 BB: 0 S: 6 P: 6

	AB	R	H	RBI	BB	SO	LOB
	34	4	9	3	2	3	18

1B: 7 SF: 1 PA: 37
2B: 2 SAC: 0
3B: 0 DP: 2
HR: 0 HBP: 0

WP: 0
PB: 0
SB: 0
CS: 0

PITCHER	IP	WLS	BF	H	R	ER	SO	BB	IBB	HBP	BLK	WP	HR	S	P	ERA	WHIP
Jim Lonborg, R (1, 1) ERA: 4.11	6.0	W	24	5	3	2	3	2	0	0	0	0	0	28	36	3.00	1.167
Gene Garber, R (7, 1) ERA: 2.37	3.0	S	13	4	1	1	0	0	0	0	0	0	0	13	13	3.00	1.333

PITCHER	IP	WLS	BF	H	R	ER	SO	BB	IBB	HBP	BLK	WP	HR	S	P	ERA	WHIP

Batter	1	2	3	4	5	6	7	8	9	AB	R	H	RBI	BB	SO	LOB
Bake McBride, L (1, 9) OBP: 0.364, SLG: 0.520	F7	BB BB E 1B 1-2		FC4-6 2B 1-2f 1B	F7			K		3	2	1	0	0	0	1
Jerry Martin, R (5, PH) OBP: 0.332, SLG: 0.450 (6, 9) (8, 8)										2	0	0	0	0	1	1
Larry Bowa, S (1, 6) OBP: 0.311, SLG: 0.336	F9	BB E BB 1-2 2-3		1B 2B 1-3		4-3		5-3		3	2	1	0	1	0	0
Terry Harmon, R (7, 4) OBP: 0.270, SLG: 0.321										1	0	0	0	0	0	0
Mike Schmidt, R (1, 5) OBP: 0.394, SLG: 0.576	K	E BB 1-2 2-3 3-H		FC6 2-H 3-H 1B		WP BB				2	0	1	3	1	1	0
Jim Morrison, R (5, 5) OBP: 0.667, SLG: 0.500										0	0	0	0	1	0	0
Greg Luzinski, R (1, 7) OBP: 0.395, SLG: 0.597		HR		F8		K 1-2				4	1	1	1	0	1	3
Mike Buskey, R (7, 6) OBP: 0.333, SLG: 0.200		E6								0	0	0	0	0	0	0
Richie Hebner, L (1, 3) OBP: 0.383, SLG: 0.487		HR		FC6 1-2f		F2				4	1	1	1	0	0	4
Gene Garber, R (7, 1)		F8								0	0	0	0	0	0	0
Garry Maddox, R (1, 8) OBP: 0.322, SLG: 0.448	HR	F8			E8 1B	4-3				4	2	1	1	0	0	0
Jay Johnstone, L (8, 9) OBP: 0.348, SLG: 0.463										0	0	0	0	0	0	0
Bob Boone, R (1, 2) OBP: 0.347, SLG: 0.441	F3	5-3			1B 2-H	5-3				4	0	1	1	0	0	0
Barry Foote, R (8, 2) OBP: 0.301, SLG: 0.434										0	0	0	0	0	0	0
Davey Johnson, R (1, 4) OBP: 0.399, SLG: 0.530 (7, 3)	F8	6-3			F9	F8				4	0	0	0	0	0	1
Jim Lonborg, R (1, 1) OBP: 0.140, SLG: 0.104	BB 1B BB 1B			FC4-6 1B	K			4-3		3	1	2	0	0	1	1
Tom Hutton, L (7, 7) OBP: 0.368, SLG: 0.395										1	0	0	0	0	0	0
Inning Stats	R: 0 E: 0 K: 1 S: 5 H: 0 LOB: 0 BB: 0 P: 5	R: 6 E: 1 K: 0 S: 9 H: 5 LOB: 2 BB: 2 P: 17	R: 0 E: 0 K: 0 S: 3 H: 0 LOB: 0 BB: 0 P: 3	R: 2 E: 0 K: 0 S: 6 H: 3 LOB: 1 BB: 0 P: 6	R: 1 E: 1 K: 1 S: 7 H: 1 LOB: 1 BB: 0 P: 7	R: 0 E: 0 K: 1 S: 5 H: 0 LOB: 1 BB: 1 P: 9	R: 0 E: 0 K: 0 S: 3 H: 0 LOB: 0 BB: 0 P: 3	R: 0 E: 0 K: 1 S: 5 H: 0 LOB: 0 BB: 0 P: 5		1B: 5 2B: 1 3B: 0 HR: 3 SF: 0 SAC: 0 DP: 0 HBP: 0						

BOTTOM

Montreal Expos @ Philadelphia Phillies

Veterans Stadium, Philadelphia, PA

Fri Sep 30 1977, 7:05 PM EDT

Att. 28,436 - Unknown

livebaseballscorecards.com

AB	35
R	9
H	9
RBI	7
BB	3
SO	4
LOB	11

WP: 1 PB: 0 SB: 0 CS: 0 PA: 38

PITCHER		IP	WLS	BF	H	R	ER	SO	BB	IBB	HBP	BLK	WP	HR	S	P	ERA	WHIP
Stan Bahnsen, R ERA: 5.0	(1, 1)	1.2	L	12	5	6	4	1	2	0	0	0	0	3	12	20	21.60	4.200
Hal Dues, R ERA: 4.71	(2, 1)	2.1		11	3	2	2	0	0	0	0	0	0	0	11	11	7.71	1.286
Larry Landreth, R ERA: 9.64	(5, 1)	2.0		9	1	1	0	2	1	0	0	0	1	0	12	16	0.00	1.000
Bill Atkinson, R ERA: 3.38	(7, 1)	2.0		6	0	0	0	1	0	0	0	0	0	0	8	8	0.00	0.000

PITCHER	IP	WLS	BF	H	R	ER	SO	BB	IBB	HBP	BLK	WP	HR	S	P	ERA	WHIP

Batter	1	2	3	4	5	6	7	8	9	10	11	12	AB	R	H	RBI	BB	SO	LOB
Pepe Frias, R (1, 4) OBP: 0.257, SLG: 0.271	5-3		G3		G4-6-3, 1-2, 2-H, 1B		K		K			E, 1B	6	1	2	1	0	2	2
Chris Speier, R (1, 6) OBP: 0.316, SLG: 0.341	4-3			6-3	G4-6-3, 1-2f		K			F9		E1, SH1-4, 1B, 1-2, 6-3	6	0	0	0	0	1	4
Pete Mackanin, R (12, PR) OBP: 0.256, SLG: 0.293 (12, 6)													0	1	0	0	0	0	0
Andre Dawson, R (1, 8) OBP: 0.328, SLG: 0.478	4-3			5-3		5-3		HR		F8		SH1-4, 1B, 1-2, 2-H	6	2	2	2	0	0	0
Gary Carter, R (1, 2) OBP: 0.355, SLG: 0.516		F9		S, 2B		FC6-4, HBP		K		K		SH1-4, 1-2, 2-3	2	0	1	0	0	0	0
Tim Blackwell, S (6, 2) OBP: 0.167, SLG: 0.136													2	0	0	0	0	2	0
Ellis Valentine, R (1, 9) OBP: 0.334, SLG: 0.508		K		5-3, 2-3		FC6-4, 1B, 1-2f		1-3, S, 1B			SH3-4, 1B	6-3, 3-H	4	0	1	0	0	1	2
Sam Mejias, R (8, PR) OBP: 0.243, SLG: 0.376 (8, 9)													2	0	1	1	0	0	2
Del Unser, L (1, 3) OBP: 0.350, SLG: 0.460		K			E, 1B	1-3, 1B		1-3			SH3-4, 1-2	BB, 2-H, 1B	4	1	2	0	0	1	1
Jose Morales, R (12, PH) OBP: 0.250, SLG: 0.329 (12, 3)													1	0	1	1	0	0	0
Larry Parrish, R (1, 5) OBP: 0.312, SLG: 0.384			S, 1B		F3	F5		K			F8, BBBB	BB, 1-2	5	0	1	0	1	1	6
Jerry White, S (1, 7) OBP: 0.238, SLG: 0.200			F8		E6, 1B, 1B, 1-2		G3		P6		BBBB, BB	F9	5	1	0	0	1	0	4
Wayne Twitchell, R (1, 1) OBP: 0.268, SLG: 0.220			K, 1-2		1B, 1-2, 2-H, 1B		2B		F8		P6		3	0	2	1	0	1	1
Don Stanhouse, R (8, 1) OBP: 0.220, SLG: 0.255													1	0	0	0	0	0	0
Tony Perez, R (11, PH) OBP: 0.354, SLG: 0.466													1	0	0	0	0	0	2
Joe Kerrigan, R (11, 1)													0	0	0	0	0	0	0
Will McEnaney, L (12, 1)													0	0	0	0	0	0	0
Bill Atkinson, L (12, 1) OBP: 0.200, SLG: 0.200													0	0	0	0	0	0	0
Inning Stats	R: 0 E: 0 K: 0 S: 3 H: 0 LOB: 0 BB: 0 P: 3	R: 0 E: 0 K: 2 S: 7 H: 0 LOB: 0 BB: 0 P: 7	R: 0 E: 0 K: 1 S: 6 H: 1 LOB: 1 BB: 0 P: 6	R: 0 E: 0 K: 0 S: 4 H: 1 LOB: 1 BB: 0 P: 4	R: 2 E: 1 K: 0 S: 6 H: 3 LOB: 1 BB: 0 P: 6	R: 0 E: 0 K: 0 S: 4 H: 1 LOB: 2 BB: 0 P: 5	R: 0 E: 0 K: 2 S: 8 H: 1 LOB: 1 BB: 0 P: 8	R: 1 E: 0 K: 2 S: 9 H: 2 LOB: 2 BB: 0 P: 9	R: 0 E: 0 K: 1 S: 5 H: 0 LOB: 0 BB: 0 P: 5	R: 0 E: 0 K: 1 S: 5 H: 0 LOB: 0 BB: 0 P: 5	R: 0 E: 0 K: 0 S: 4 H: 1 LOB: 2 BB: 1 P: 8	R: 3 E: 1 K: 0 S: 7 H: 3 LOB: 2 BB: 1 P: 11	1B: 10 2B: 2 3B: 0 HR: 1 SF: 0 SAC: 2 DP: 1 HBP: 1	WP: 0 PB: 0 SB: 3 CS: 0 PA: 53						

PITCHER		IP	WLS	BF	H	R	ER	SO	BB	IBB	HBP	BLK	WP	HR	S	P	ERA	WHIP
Ron Reed, R ERA: 2.75	(1, 1)	3.0		10	1	0	0	3	0	0	0	0	0	0	16	16	0.00	0.333
Jim Kaat, L ERA: 5.39	(4, 1)	2.0		10	4	2	1	0	0	0	0	0	0	0	10	10	4.50	2.000
Warren Brusstar, R ERA: 2.65	(6, 1)	2.0		9	2	0	0	2	0	0	1	0	0	0	12	13	0.00	1.000
Tug McGraw, L ERA: 2.65	(8, 1)	1.0		5	2	1	1	2	0	0	0	0	0	1	9	9	9.00	2.000
Randy Lerch, L ERA: 5.07	(9, 1)	3.0		11	1	0	0	2	1	0	0	0	0	0	14	18	0.00	0.667

PITCHER		IP	WLS	BF	H	R	ER	SO	BB	IBB	HBP	BLK	WP	HR	S	P	ERA	WHIP
Dan Warthen, L ERA: 7.22	(12, 1)	0.0	L	0	0	0	0	0	0	0	0	0	0	0	0	0	∞	∞

TOP

Montreal Expos @ Philadelphia Phillies

Veterans Stadium, Philadelphia, PA

Sat Oct 01 1977, 7:05 PM EDT

Att. 43,095 - Unknown

livebaseballscorecards.com

AB	48
R	6
H	13
RBI	6
BB	2
SO	9
LOB	24

Montreal Expos @ Philadelphia Phillies

Veterans Stadium, Philadelphia, PA

Sat Oct 01 1977, 7:05 PM EDT

Att. 43,095 - Unknown

livebaseballscorecards.com

BOTTOM

Batter	1	2	3	4	5	6	7	8	9	10	11	12	AB	R	H	RBI	BB	SO	LOB
Bake McBride, L (1, 9) OBP: 0.364, SLG: 0.520	5-3		1B		SF7 3-H		2-3		FC5-4 1B		IBB FC6-4-2		2	0	1	1	0	0	0
Warren Brusstar, R (6, 1)													0	0	0	0	0	0	0
Tom Hutton, L (7, PH) OBP: 0.378, SLG: 0.397 (8, 3) (9, 7)													2	0	1	0	1	0	0
Larry Bowa, S (1, 6) OBP: 0.311, SLG: 0.336	BB 1B		F8		G3			5-3	FC5-4 1-2f		FC6-4-2 1-2 2-H		3	0	1	0	0	0	2
Terry Harmon, R (6, 6) OBP: 0.258, SLG: 0.305 (9, 4)									BB				3	0	0	0	0	0	3
Dan Warthen, S (12, 1) OBP: 0.200, SLG: 0.111													0	0	0	0	0	0	0
Mike Schmidt, R (1, 5) OBP: 0.393, SLG: 0.574	BB 1-2		P3			F8		K	BB 1-2			1B SF9 2B	2	0	0	0	1	0	1
Davey Johnson, R (7, 5) OBP: 0.403, SLG: 0.536 (9, 3)													2	1	1	0	1	1	0
Greg Luzinski, R (1, 7) OBP: 0.394, SLG: 0.594	P4			6-3		G1		HR BB	L8			3B 2-3 1B	3	0	0	0	1	0	2
Jim Morrison, R (8, PR) OBP: 0.600, SLG: 0.500 (9, 5)													2	2	1	0	0	0	2
Jay Johnstone, L (1, 3) OBP: 0.350, SLG: 0.472	F8			F8		1B 1B		HR 1-H		BB FC3-6		SF9 3-H	4	1	2	3	1	0	2
Garry Maddox, R (1, 8) OBP: 0.323, SLG: 0.448		F2		4-3		WP 1-3 1B		1B 1B		FC3-6 1-2f G4-6-3		3B 1-H	4	0	2	0	0	0	0
Mike Buskey, R (9, 6) OBP: 0.375, SLG: 0.571													2	0	1	1	0	0	1
Bob Boone, R (1, 2) OBP: 0.346, SLG: 0.439		6-3			6-3	F9 1-2		1B 1-3		G4-6-3 1-2f		5-3	2	0	0	0	0	0	0
Barry Foote, R (6, 2) OBP: 0.299, SLG: 0.425													4	0	1	0	0	0	4
Ted Sizemore, R (1, 4) OBP: 0.345, SLG: 0.355		K			2B SF7 BB		4-3	FC6-4 1-			6-3	6-3	3	1	0	0	1	1	2
Randy Lerch, L (9, 1) OBP: 0.196, SLG: 0.204													0	0	0	0	0	0	0
Fred Andrews, R (11, PH) OBP: 0.208, SLG: 0.273 (12, 4)													2	0	0	0	0	0	1
Ron Reed, R (1, 1) OBP: 0.158, SLG: 0.167			K		2B 1-3		F8		F9		2B FC6-4-2		0	0	0	0	0	0	0
Richie Hebner, L (3, PH) OBP: 0.382, SLG: 0.486													1	0	0	0	0	1	0
Jim Kaat, L (4, 1) OBP: 0.218, SLG: 0.245													0	0	0	0	0	0	0
Tim McCarver, L (5, PH) OBP: 0.410, SLG: 0.527 (6, 3)													2	0	1	0	0	0	0
Tug McGraw, R (8, 1) OBP: 0.500, SLG: 0.400													0	0	0	0	0	0	0
Jerry Martin, R (9, 8) OBP: 0.333, SLG: 0.455													2	0	1	0	0	0	0

Inning Stats	1	2	3	4	5	6	7	8	9	10	11	12
	R: 0 E: 0 K: 0 S: 4	R: 0 E: 0 K: 1 S: 5	R: 0 E: 0 K: 1 S: 6	R: 0 E: 0 K: 0 S: 3	R: 1 E: 0 K: 0 S: 4	R: 0 E: 0 K: 0 S: 5	R: 0 E: 0 K: 0 S: 3	R: 2 E: 0 K: 1 S: 8	R: 0 E: 0 K: 0 S: 4	R: 0 E: 0 K: 0 S: 2	R: 0 E: 0 K: 0 S: 3	R: 2 E: 0 K: 0 S: 6
	H: 1 LOB: 2 BB: 1 P: 8	H: 0 LOB: 0 BB: 0 P: 5	H: 1 LOB: 1 BB: 0 P: 6	H: 0 LOB: 0 BB: 0 P: 3	H: 1 LOB: 1 BB: 1 P: 8	H: 2 LOB: 2 BB: 0 P: 5	H: 0 LOB: 0 BB: 0 P: 3	H: 3 LOB: 2 BB: 1 P: 12	H: 1 LOB: 2 BB: 1 P: 8	H: 0 LOB: 0 BB: 1 P: 6	H: 1 LOB: 1 BB: 1 P: 7	H: 3 LOB: 1 BB: 0 P: 6

	AB	R	H	RBI	BB	SO	LOB
AB	45						
R	5						
H	13						
RBI	5						
BB	6						
SO	3						
LOB	20						

	1B	SF	HBP
	8	2	0
	2B	SAC	WP
	4	0	1
	3B	DP	PB
	1	2	0
	HR	HBP	SB
	1	0	0
			CS
			0

PA: 53

PITCHER	IP	WLS	BF	H	R	ER	SO	BB	IBB	HBP	BLK	WP	HR	S	P	ERA	WHIP
Wayne Twitchell, R (1, 1) ERA: 4.29	7.2		34	8	3	3	3	3	0	0	0	1	1	37	49	3.52	1.435
Don Stanhouse, R (8, 1) ERA: 3.41	2.1		9	1	0	0	0	2	0	0	0	0	0	7	15	0.00	1.286
Joe Kerrigan, R (11, 1) ERA: 3.22	1.0	W	6	3	2	2	0	0	1	0	0	0	0	5	9	18.00	3.000
Will McEnaney, L (12, 1) ERA: 3.95	0.1		2	1	0	0	0	0	0	0	0	0	0	2	2	0.00	3.000
Bill Atkinson, R (12, 1) ERA: 3.35	0.2	S	2	0	0	0	0	0	0	0	0	0	0	2	2	0.00	0.000

PITCHER	IP	WLS	BF	H	R	ER	SO	BB	IBB	HBP	BLK	WP	HR	S	P	ERA	WHIP

Montreal Expos @ Philadelphia Phillies

Veterans Stadium, Philadelphia, PA

Sun Oct 02 1977, 3:33 AM EDT

Att. 25,412 - Unknown

TOP

livebaseballscorecards.com

Batter	1	2	3	4	5	6	7	8	9	AB	R	H	RBI	BB	SO	LOB
Dave Cash, R (1, 4) OBP: 0.343, SLG: 0.375	F9		F7		6-3			1-3		4	0	0	0	0	0	0
Stan Papi, R (8, 5) OBP: 0.250, SLG: 0.326										0	0	0	0	0	0	0
Chris Speier, R (1, 6) OBP: 0.317, SLG: 0.339	BB		4-3			WP BB		F9		2	0	0	0	2	0	0
Andre Dawson, R (1, 8) OBP: 0.326, SLG: 0.474	K			1-3		F7 1-2		K		4	0	0	0	0	2	2
Tony Perez, R (1, 3) OBP: 0.352, SLG: 0.463	K			5-3		F8			F2	3	0	0	0	0	1	2
Jerry White, S (6, 7) OBP: 0.227, SLG: 0.190										1	0	0	0	0	0	0
Ellis Valentine, R (1, 9) OBP: 0.331, SLG: 0.504		6-3		5-3		L6			6-3	4	0	0	0	0	0	1
Gary Carter, R (1, 2) OBP: 0.356, SLG: 0.525		HR			E6 HR		4-3 2B		1B	3	2	2	1	0	0	0
Hal Dues, R (7, 1)										0	0	0	0	0	0	0
Larry Parrish, R (9, PH) OBP: 0.314, SLG: 0.386										1	0	1	0	0	0	0
Del Unser, L (1, 7) OBP: 0.346, SLG: 0.453		K			F7		4-3 2-3		K	4	0	0	0	0	2	3
(6, 3)																
Pete Mackanin, R (1, 5) OBP: 0.258, SLG: 0.329		1-3			HR 1-H		L4			3	1	1	2	0	0	1
(8, 4)																
Steve Rogers, R (1, 1) OBP: 0.140, SLG: 0.104			4-3		L9		F4			2	0	0	0	0	0	0
Jose Morales, R (7, PH) OBP: 0.247, SLG: 0.324										1	0	0	0	0	0	1
(7, 2)																
Inning Stats	R: 0 E: 0 K: 2 S: 7 H: 0 LOB: 1 BB: 1 P: 11	R: 1 E: 0 K: 1 S: 6 H: 1 LOB: 0 BB: 0 P: 6	R: 0 E: 0 K: 0 S: 3 H: 0 LOB: 0 BB: 0 P: 3	R: 0 E: 0 K: 0 S: 3 H: 0 LOB: 0 BB: 0 P: 3	R: 2 E: 1 K: 0 S: 5 H: 1 LOB: 0 BB: 0 P: 5	R: 0 E: 0 K: 0 S: 3 H: 0 LOB: 1 BB: 1 P: 7	R: 0 E: 0 K: 0 S: 4 H: 1 LOB: 1 BB: 0 P: 4	R: 0 E: 0 K: 1 S: 5 H: 0 LOB: 0 BB: 0 P: 5	R: 0 E: 0 K: 1 S: 6 H: 1 LOB: 1 BB: 0 P: 6	1B: 1 2B: 1 3B: 0 HR: 2 SF: 0 SAC: 0 DP: 0 HBP: 0						

	AB	32
	R	3
	H	4
	RBI	3
	BB	2
	SO	5
	LOB	10

WP: 1 PB: 0 SB: 0 CS: 0 PA: 34

PITCHER		IP	WLS	BF	H	R	ER	SO	BB	IBB	HBP	BLK	WP	HR	S	P	ERA	WHIP
Larry Christenson, R ERA: 4.06	(1, 1)	7.0	W	27	3	3	2	3	2	0	0	0	1	2	31	39	2.57	0.714
Tug McGraw, L ERA: 2.62	(8, 1)	1.0		3	0	0	0	1	0	0	0	0	0	0	5	5	0.00	0.000
Gene Garber, R ERA: 2.35	(9, 1)	1.0	S	4	1	0	0	1	0	0	0	0	0	0	6	6	0.00	1.000

PITCHER	IP	WLS	BF	H	R	ER	SO	BB	IBB	HBP	BLK	WP	HR	S	P	ERA	WHIP

BOTTOM

Batter	1	2	3	4	5	6	7	8	9	AB	R	H	RBI	BB	SO	LOB
Jerry Martin, R (1, 7) (3, 8) OBP: 0.328, SLG: 0.447	K		K	5-3			5-3			4	0	0	0	0	2	1
Larry Bowa, S (1, 6) OBP: 0.313, SLG: 0.340	2B		1B SF8		1-3		BB			2	2	2	0	0	0	0
Terry Harmon, R (4, 6) OBP: 0.265, SLG: 0.300										1	0	0	0	1	0	0
Davey Johnson, R (1, 4) OBP: 0.408, SLG: 0.545	G3 WP 2B 2-H		1B 1-3		P4		F8			3	1	2	1	0	0	0
Fred Andrews, R (6, 4) OBP: 0.200, SLG: 0.261			1B							1	0	0	0	0	0	1
Jay Johnstone, L (1, 9) OBP: 0.349, SLG: 0.479	G3 2-3		SF8 3-H		HR			4-3		3	1	1	2	0	0	1
Richie Hebner, L (1, 3) OBP: 0.381, SLG: 0.484	F9 3-H		1B 1-3		K			6-3		4	0	1	0	0	1	0
Garry Maddox, R (1, 8) OBP: 0.323, SLG: 0.448		BB CS		E 2B		F5		1B		0	0	0	0	0	0	0
Tom Hutton, L (2, PH) (3, 7) OBP: 0.394, SLG: 0.420										3	1	2	0	1	0	0
Bob Boone, R (1, 2) OBP: 0.343, SLG: 0.436		K 1-2		F9		F3		5-3		3	0	0	0	0	1	2
Barry Foote, R (7, 2) OBP: 0.295, SLG: 0.420										1	0	0	0	0	0	1
Jim Morrison, R (1, 5) OBP: 0.500, SLG: 0.429		1B		E5 6-3 2-H		K				3	0	1	0	0	1	0
Larry Christenson, R (1, 1) OBP: 0.179, SLG: 0.257		K		6-3 2-3			P6			2	0	0	0	0	1	2
John Vukovich, R (7, PH)										1	0	0	0	0	0	0
Tug McGraw, R (8, 1) OBP: 0.500, SLG: 0.400										0	0	0	0	0	0	0
Gene Garber, R (9, 1)										0	0	0	0	0	0	0
Inning Stats	R: 2 H: 2 E: 0 LOB: 0 K: 1 BB: 0 S: 7 P: 7		R: 0 H: 1 E: 0 LOB: 1 K: 2 BB: 1 S: 7 P: 11	R: 1 H: 3 E: 0 LOB: 2 K: 1 BB: 0 S: 7 P: 7	R: 1 H: 1 E: 1 LOB: 1 K: 0 BB: 0 S: 5 P: 5	R: 1 H: 1 E: 0 LOB: 0 K: 1 BB: 0 S: 6 P: 6	R: 0 H: 0 E: 0 LOB: 0 K: 1 BB: 0 S: 5 P: 5	R: 0 H: 0 E: 0 LOB: 1 K: 0 BB: 1 S: 3 P: 7	R: 0 H: 1 E: 0 LOB: 1 K: 0 BB: 0 S: 4 P: 4		1B: 5 SF: 1 2B: 4 SAC: 0 3B: 0 DP: 1 HR: 1 HBP: 0					WP: 1 PA: 34 PB: 0 SB: 0 CS: 1	

PITCHER		IP	WLS	BF	H	R	ER	SO	BB	IBB	HBP	BLK	WP	HR	S	P	ERA	WHIP
Steve Rogers, R ERA: 3.1	(1, 1)	6.0	L	26	8	5	4	6	1	0	0	0	1	1	37	41	6.00	1.500
Hal Dues, R ERA: 4.3	(7, 1)	2.0		8	1	0	0	0	1	0	0	0	0	0	7	11	0.00	1.000

PITCHER	IP	WLS	BF	H	R	ER	SO	BB	IBB	HBP	BLK	WP	HR	S	P	ERA	WHIP

Montreal Expos @ Philadelphia Phillies

Veterans Stadium, Philadelphia, PA

Sun Oct 02 1977, 3:33 AM EDT

Att. 25,412 - Unknown

livebaseballscorecards.com

AB	31
R	5
H	9
RBI	3
BB	2
SO	6
LOB	8