

Montreal Expos - 1977

Batter	1	2	3	4	5	6	7	8	9	AB	R	H	RBI	BB	SO	LOB	TOP					
Dave Cash, R OBP: 0.500, SLG: 0.500 (1, 4)										4	1	2	0	0	0	0	Montreal Expos @ Philadelphia Phillies Veterans Stadium, Philadelphia, PA Sat Apr 09 1977, 3:33 AM EST Att: 43,367 - Unknown					
Tim Foll, R (1, 6)										4	0	0	0	0	0	3						
Ellis Valentine, R OBP: 0.250, SLG: 1.000 (1, 9)										4	1	1	2	0	1	1						
Tony Perez, R OBP: 0.250, SLG: 1.000 (1, 3)										4	1	1	1	0	0	1						
Larry Parrish, R (1, 5)										3	0	0	0	1	1	0						
Gary Carter, R OBP: 0.250, SLG: 1.000 (1, 2)										4	1	1	1	0	1	1						
Andre Dawson, R Sam Mejias, R (9, 8)										3	0	0	0	1	2	1						
Warren Cromartie, L Del Unser, L (7, 7)										3	0	1	0	0	0	1						
Steve Rogers, R Pete Mackanin, R Jackie Brown, R (5, 1)										1	0	0	0	0	0	0						
										1	0	0	0	0	2							
										1	0	0	0	1	0							
Inning Stats	R: 0 E: 0 K: 0 S: 3	H: 1 LOB: 0 BB: 0 P: 3	R: 0 E: 0 K: 1 S: 5	H: 0 LOB: 0 BB: 0 P: 5	R: 0 E: 0 K: 0 S: 2	H: 0 LOB: 0 BB: 1 P: 6	R: 0 E: 1 K: 0 S: 4	H: 0 LOB: 1 BB: 0 P: 4	R: 0 E: 0 K: 1 S: 6	H: 1 LOB: 2 BB: 1 P: 10	R: 4 E: 0 K: 2 S: 11	H: 4 LOB: 0 BB: 0 P: 11	R: 0 E: 0 K: 1 S: 5	H: 0 LOB: 0 BB: 0 P: 5	R: 0 E: 0 K: 0 S: 3	H: 0 LOB: 0 BB: 0 P: 3	1B: 2 2B: 1 3B: 0 HR: 3	SF: 0 SAC: 0 DP: 2 HBP: 0	WP: 0 PB: 0 SB: 0 CS: 0	PA: 34		
PITCHER	IP WLS BF H R ER SO BB IBB HBP BLK WP HR S P ERA WHIP	7.0 L 28 6 4 4 5 2 0 0 0 0 3 36 44 5.14 1.143	2.0 6 0 0 0 1 0 0 0 0 0 0 0 8 8 0.00 0.000																			

AB	32
R	4
H	6
RBI	4
BB	2
SO	6
LOB	10



Batter	1	2	3	4	5	6	7	8	9	AB	R	H	RBI	BB	SO	LOB	BOTTOM					
Garry Maddox, R (1, 8)										5	1	0	0	0	2	3	Montreal Expos @ Philadelphia Phillies Veterans Stadium, Philadelphia, PA Sat Apr 09 1977, 3:33 AM EST Att: 43,367 - Unknown					
Larry Bowa, S OBP: 0.750, SLG: 0.500 (1, 6)										2	1	1	0	2	0	0						
Mike Schmidt, R OBP: 0.500, SLG: 0.333 (1, 5)										3	1	1	0	1	0	1						
Greg Luzinski, R OBP: 0.500, SLG: 0.750 (1, 7)										4	0	2	3	0	0	3						
Jay Johnstone, L (1, 9)										4	0	0	0	0	1	3						
Tom Hutton, L (1, 3)										4	0	0	0	0	1	1						
Ted Sizemore, R OBP: 0.250, SLG: 0.250 (1, 4)										4	0	1	0	0	0	1						
Tim McCarver, L OBP: 0.250, SLG: 0.500 (1, 2)										4	0	1	0	0	0	1						
Steve Carlton, L Dane Iorg, L Gene Garber, R Bobby Tolan, L (8, 1)										2	0	1	0	0	0	1						
										1	0	0	0	0	0	0						
										0	0	0	0	0	0	0						
										0	0	0	1	0	0	0						
Inning Stats	R: 0 E: 0 K: 1 S: 5	H: 1 LOB: 1 BB: 1 P: 9	R: 0 E: 0 K: 0 S: 3	H: 0 LOB: 0 BB: 0 P: 3	R: 3 E: 0 K: 0 S: 6	H: 3 LOB: 1 BB: 1 P: 10	R: 0 E: 0 K: 0 S: 4	H: 1 LOB: 1 BB: 0 P: 4	R: 0 E: 0 K: 1 S: 3	H: 0 LOB: 0 BB: 0 P: 3	R: 0 E: 0 K: 1 S: 6	H: 1 LOB: 1 BB: 0 P: 6	R: 0 E: 0 K: 0 S: 3	H: 0 LOB: 0 BB: 0 P: 3	R: 0 E: 0 K: 0 S: 3	H: 0 LOB: 1 BB: 1 P: 7	R: 0 E: 0 K: 2 S: 8	H: 1 LOB: 2 BB: 1 P: 12	1B: 5 2B: 2 3B: 0 HR: 0	SF: 0 SAC: 0 DP: 1 HBP: 0	WP: 0 PB: 0 SB: 0 CS: 0	PA: 37
PITCHER	IP WLS BF H R ER SO BB IBB HBP BLK WP HR S P ERA WHIP	4.0 W 18 5 3 3 1 2 0 0 0 0 0 18 26 6.75 1.750	5.0 W 19 2 0 0 3 2 0 0 0 0 0 23 31 0.00 0.800																			

AB	33
R	3
H	7
RBI	3
BB	4
SO	4
LOB	14





Batter	1	2	3	4	5	6	7	8	9	AB	R	H	RBI	BB	SO	LOB	TOP								
Dave Cash, R OBP: 0.667, SLG: 0.889	0-0 1B 2B	0-0 1-H 2B		0-0 1-2 2B 1B	0-0 F7			0-0 BB HR 1B		5	3	4	1	0	0	0	Montreal Expos @ Philadelphia Phillies Veterans Stadium, Philadelphia, PA Sun Apr 10 1977, 3:33 AM EST Att: 14,354 - Unknown								
Warren Cromartie, L Del Unser, L	0-0 6-3	0-0 F8		0-0 1-2 2B 1B		0-0 FC1-6 2B		4-0 HR BB		4	2	2	0	1	0	2									
Ellis Valentine, R	0-0 6-3	0-0 5-3		0-0 1-2 2B 1B		0-0 FC1-6 SF9		0-3 K		5	1	1	3	0	1	5									
Tony Perez, R	0-0 BB 1B		0-0 4-3		0-0 K		0-0 SF9		0-0 HR		4	1	2	4	0	1		1							
Larry Parrish, R	0-0 1-2 3-H 1B		0-3 K		0-0 F7		0-0 CS 1B		0-0 1B		5	0	3	1	0	1		1							
Gary Carter, R	0-0 1-2 2-3 BB		4-0 1B BB		4-0 1B BB		0-0 CS		0-3 K		2	0	0	0	3	2		1							
Andre Dawson, R Sam Mejias, R	0-0 L6		0-0 1-2 1B		0-0 F8		0-0 F3		0-3 K		5	0	1	0	0	1		5							
Tim Foli, R		0-0 WP 2B 1B		0-0 F7		0-0 F7		0-0 5-3		0-0 G2		5	1	1	0	0		2							
Don Stanhouse, R Jeff Terpko, R Will McEnaney, L Bill Atkinson, L Wayne Garrett, L Joe Kerrigan, R		0-0 F2		0-0 1B 2B 1B		0-0 F4		0-3 K		0-0 4-3		3	1	1	0	0	1								
Inning Stats	R: 1 E: 0 K: 0 S: 6	H: 3 LOB: 3 BB: 1 P: 10	R: 1 E: 0 K: 0 S: 5	H: 2 LOB: 1 BB: 0 P: 5	R: 0 E: 0 K: 1 S: 6	H: 1 LOB: 2 BB: 1 P: 10	R: 3 E: 0 K: 1 S: 9	H: 4 LOB: 2 BB: 1 P: 13	R: 0 E: 0 K: 0 S: 3	H: 0 LOB: 0 BB: 0 P: 3	R: 1 E: 0 K: 0 S: 4	H: 2 LOB: 0 BB: 0 P: 4	R: 0 E: 0 K: 1 S: 5	H: 0 LOB: 1 BB: 0 P: 5	R: 3 E: 0 K: 3 S: 12	H: 3 LOB: 1 BB: 1 P: 16	R: 0 E: 0 K: 1 S: 5	H: 0 LOB: 0 BB: 0 P: 5	1B: 10 2B: 4 3B: 0 HR: 1	SF: 1 SAC: 0 DP: 0 HBP: 0	WP: 1 PB: 0 CS: 1	PA: 46			
PITCHER	IP WLS BF H R ER SO BB IBB HBP BLK WP HR S P ERA WHIP	IP WLS BF H R ER SO BB IBB HBP BLK WP HR S P ERA WHIP	IP WLS BF H R ER SO BB IBB HBP BLK WP HR S P ERA WHIP	IP WLS BF H R ER SO BB IBB HBP BLK WP HR S P ERA WHIP	IP WLS BF H R ER SO BB IBB HBP BLK WP HR S P ERA WHIP	IP WLS BF H R ER SO BB IBB HBP BLK WP HR S P ERA WHIP	IP WLS BF H R ER SO BB IBB HBP BLK WP HR S P ERA WHIP	IP WLS BF H R ER SO BB IBB HBP BLK WP HR S P ERA WHIP	IP WLS BF H R ER SO BB IBB HBP BLK WP HR S P ERA WHIP	IP WLS BF H R ER SO BB IBB HBP BLK WP HR S P ERA WHIP	IP WLS BF H R ER SO BB IBB HBP BLK WP HR S P ERA WHIP	IP WLS BF H R ER SO BB IBB HBP BLK WP HR S P ERA WHIP	IP WLS BF H R ER SO BB IBB HBP BLK WP HR S P ERA WHIP	IP WLS BF H R ER SO BB IBB HBP BLK WP HR S P ERA WHIP	IP WLS BF H R ER SO BB IBB HBP BLK WP HR S P ERA WHIP	IP WLS BF H R ER SO BB IBB HBP BLK WP HR S P ERA WHIP	IP WLS BF H R ER SO BB IBB HBP BLK WP HR S P ERA WHIP	IP WLS BF H R ER SO BB IBB HBP BLK WP HR S P ERA WHIP	IP WLS BF H R ER SO BB IBB HBP BLK WP HR S P ERA WHIP	IP WLS BF H R ER SO BB IBB HBP BLK WP HR S P ERA WHIP	IP WLS BF H R ER SO BB IBB HBP BLK WP HR S P ERA WHIP	IP WLS BF H R ER SO BB IBB HBP BLK WP HR S P ERA WHIP	IP WLS BF H R ER SO BB IBB HBP BLK WP HR S P ERA WHIP	IP WLS BF H R ER SO BB IBB HBP BLK WP HR S P ERA WHIP	IP WLS BF H R ER SO BB IBB HBP BLK WP HR S P ERA WHIP



Batter	1	2	3	4	5	6	7	8	9	AB	R	H	RBI	BB	SO	LOB	BOTTOM									
Garry Maddox, R	0-0 6-3		0-0 F3		0-0 4-3	0-0 FC5-4		0-0 F9		5	0	0	0	0	0	2	Montreal Expos @ Philadelphia Phillies Veterans Stadium, Philadelphia, PA Sun Apr 10 1977, 3:33 AM EST Att: 14,354 - Unknown									
Larry Bowa, S	0-0 F2		0-0 3-1		0-0 5-3		0-0 1B 1B	0-0 G6-4-3 1B		5	1	2	0	0	0	0										
Mike Schmidt, R	0-0 F7			4-0 BB 1B BB		0-0 HR	0-0 1B 1-3 1B	0-0 G6-4-3 1-2		4	2	2	1	1	0	1										
Greg Luzinski, R		0-0 6-3		4-0 1B BB		0-0 2B 2B	0-3 K	0-0 HR		4	2	2	1	1	1	2										
Jay Johnstone, L		0-0 FC5-4 1B		0-0 F8		4-0 2B BB	0-0 1B 1B	0-0 FC3-6 1B		4	2	3	1	1	0	2										
Bob Boone, R		0-0 FC5-4 1-2		0-0 1-3 2-H 2B 1B		0-0 1B FC5-2 2B	0-0 WP 1B 1B	0-0 FC3-6 1-2		5	1	3	4	0	0	2										
Ted Sizemore, R		4-0 1-2 BB		0-0 1-H 2B		0-0 FC5-2 1B	0-0 WP 1B	0-0 F7		4	0	3	1	1	0	1										
Bobby Tolan, L Jerry Martin, R		0-0 F3		0-0 4-3		0-0 FC5-2 FC5-4	4-0 FC6-4 IBB	0-3 K		2	0	0	0	0	0	3										
Larry Christenson, R Jim Kaat, L Dane Iorg, L Ron Reed, R Ollie Brown, R Tug McGraw, R Davey Johnson, R Gene Garber, R			0-3 K		0-0 5-3	0-0 F7	0-0 FC6-4			1	0	0	0	0	1	0										
Inning Stats	R: 0 E: 0 K: 0 S: 3	H: 0 LOB: 0 BB: 0 P: 3	R: 0 E: 0 K: 0 S: 4	H: 1 LOB: 2 BB: 1 P: 8	R: 0 E: 0 K: 1 S: 5	H: 0 LOB: 0 BB: 0 P: 5	R: 2 E: 0 K: 0 S: 4	H: 2 LOB: 1 BB: 2 P: 12	R: 0 E: 0 K: 0 S: 3	H: 0 LOB: 0 BB: 0 P: 3	R: 3 E: 0 K: 0 S: 7	H: 4 LOB: 2 BB: 1 P: 11	R: 2 E: 0 K: 1 S: 9	H: 5 LOB: 3 BB: 1 P: 13	R: 0 E: 0 K: 0 S: 3	H: 1 LOB: 1 BB: 0 P: 3	R: 1 E: 0 K: 1 S: 7	H: 2 LOB: 1 BB: 0 P: 7	1B: 10 2B: 3 3B: 0 HR: 2	SF: 0 SAC: 0 DP: 1 HBP: 0	WP: 1 PB: 0 CS: 0	PA: 44				
PITCHER	IP WLS BF H R ER SO BB IBB HBP BLK WP HR S P ERA WHIP	IP WLS BF H R ER SO BB IBB HBP BLK WP HR S P ERA WHIP	IP WLS BF H R ER SO BB IBB HBP BLK WP HR S P ERA WHIP	IP WLS BF H R ER SO BB IBB HBP BLK WP HR S P ERA WHIP	IP WLS BF H R ER SO BB IBB HBP BLK WP HR S P ERA WHIP	IP WLS BF H R ER SO BB IBB HBP BLK WP HR S P ERA WHIP	IP WLS BF H R ER SO BB IBB HBP BLK WP HR S P ERA WHIP	IP WLS BF H R ER SO BB IBB HBP BLK WP HR S P ERA WHIP	IP WLS BF H R ER SO BB IBB HBP BLK WP HR S P ERA WHIP	IP WLS BF H R ER SO BB IBB HBP BLK WP HR S P ERA WHIP	IP WLS BF H R ER SO BB IBB HBP BLK WP HR S P ERA WHIP	IP WLS BF H R ER SO BB IBB HBP BLK WP HR S P ERA WHIP	IP WLS BF H R ER SO BB IBB HBP BLK WP HR S P ERA WHIP	IP WLS BF H R ER SO BB IBB HBP BLK WP HR S P ERA WHIP	IP WLS BF H R ER SO BB IBB HBP BLK WP HR S P ERA WHIP	IP WLS BF H R ER SO BB IBB HBP BLK WP HR S P ERA WHIP	IP WLS BF H R ER SO BB IBB HBP BLK WP HR S P ERA WHIP	IP WLS BF H R ER SO BB IBB HBP BLK WP HR S P ERA WHIP	IP WLS BF H R ER SO BB IBB HBP BLK WP HR S P ERA WHIP	IP WLS BF H R ER SO BB IBB HBP BLK WP HR S P ERA WHIP	IP WLS BF H R ER SO BB IBB HBP BLK WP HR S P ERA WHIP	IP WLS BF H R ER SO BB IBB HBP BLK WP HR S P ERA WHIP	IP WLS BF H R ER SO BB IBB HBP BLK WP HR S P ERA WHIP	IP WLS BF H R ER SO BB IBB HBP BLK WP HR S P ERA WHIP	IP WLS BF H R ER SO BB IBB HBP BLK WP HR S P ERA WHIP	IP WLS BF H R ER SO BB IBB HBP BLK WP HR S P ERA WHIP



Batter	1	2	3	4	5	6	7	8	9	AB	R	H	RBI	BB	SO	LOB	TOP										
Dave Cash, R OBP: 0.500, SLG: 0.643 (1,4)	0-0 4-3	0-0 FC5-4			0-0 5-3		0-0 1B	0-0 3-1		5	0	1	0	0	0	2	Montreal Expos @ Pittsburgh Pirates Three Rivers Stadium, Pittsburgh, PA Tue Apr 12 1977, 3:33 AM EST Att: 4,042 - Unknown AB 34 R 1 H 8 RBI 1 BB 3 SO 4 LOB 13 										
Tim Foli, R OBP: 0.308, SLG: 0.308 (1,6)	0-0 1B		0-0 5-3		0-0 1B	0-0 1B	0-0 1B		4	0	3	1	0	0	0												
Ellis Valentine, R OBP: 0.308, SLG: 0.583 (1,9)	0-0 1-2 1B		4-0 BB		0-0 5-3		0-0 1-3		3	0	1	0	1	0	2												
Tony Perez, R OBP: 0.231, SLG: 0.750 (1,3)	0-3 K		0-0 F2		0-0 L8		0-0 F9		4	0	0	0	0	1	3												
Larry Parrish, R OBP: 0.385, SLG: 0.333 (1,5)	0-0 F6		0-0 L8		0-0 1B		0-0 4-3		4	0	1	0	0	0	3												
Gary Carter, R OBP: 0.385, SLG: 0.500 (1,2)		0-3 K		0-0 F9		0-3 K		0-0 1B		4	0	1	0	0	2	1											
Andre Dawson, R OBP: 0.154, SLG: 0.083 (1,8)		0-0 L6		0-0 F4		0-0 F4		0-0 6-3		4	0	0	0	0	0	2											
Warren Cromartie, L OBP: 0.417, SLG: 0.545 (1,7)		0-0 BB 1B		0-0 4-3		0-0 4-3		0-0 F8		4	0	1	0	0	0	0											
Gerry Hannahs, L (1,1)		4-0 BB BB		0-0 F6		4-0 1B BB		0-0 K		1	1	0	0	2	0	0											
Joe Kerrigan, R (8,1)										0	0	0	0	0	0	0											
Del Unser, L (9,PH)										1	0	0	0	0	1	0											
Will McEnaney, L (9,1)										0	0	0	0	0	0	0											
Inning Stats	R: 0 E: 0 K: 1 S: 7	H: 2 LOB: 2 BB: 0 P: 7	R: 0 E: 0 K: 1 S: 6	H: 1 LOB: 2 BB: 1 P: 10	R: 0 E: 0 K: 0 S: 3	H: 0 LOB: 1 BB: 1 P: 7	R: 0 E: 0 K: 0 S: 3	H: 0 LOB: 0 BB: 0 P: 3	R: 0 E: 0 K: 0 S: 4	H: 1 LOB: 1 BB: 0 P: 4	R: 0 E: 0 K: 1 S: 6	H: 1 LOB: 1 BB: 0 P: 6	R: 1 E: 0 K: 0 S: 4	H: 2 LOB: 1 BB: 1 P: 8	R: 0 E: 0 K: 0 S: 4	H: 1 LOB: 1 BB: 0 P: 4	R: 0 E: 0 K: 1 S: 5	H: 0 LOB: 0 BB: 0 P: 5	1B: 8 2B: 0 3B: 0 HR: 0	SF: 0 SAC: 0 DP: 0 HBP: 0	WP: 0 PB: 0 CS: 0	PA: 37					
PITCHER	IP	WLS	BF	H	R	ER	SO	BB	IBB	HBP	BLK	WP	HR	S	P	ERA	WHIP										
Jerry Reuss, L (1,1)	6.2		29	7	1	1	3	3	0	0	0	0	0	32	44	1.35	1.500										
Kent Tekulve, R (7,1)	1.1		5	1	0	0	0	0	0	0	0	0	0	5	5	0.00	0.750										
Rich Gossage, R (9,1)	1.0	W	3	0	0	0	1	0	0	0	0	0	0	5	5	0.00	0.000										

Batter	1	2	3	4	5	6	7	8	9	AB	R	H	RBI	BB	SO	LOB	BOTTOM										
Frank Taveras, R OBP: 0.235, SLG: 0.143 (1,6)	0-0 F9		0-0 F7			0-3 K		0-0 F8		3	0	0	0	0	1	0	Montreal Expos @ Pittsburgh Pirates Three Rivers Stadium, Pittsburgh, PA Tue Apr 12 1977, 3:33 AM EST Att: 4,042 - Unknown AB 31 R 2 H 7 RBI 2 BB 1 SO 5 LOB 11 										
Al Oliver, L (8,PH)										1	0	0	0	0	0	2											
Rich Gossage, R (9,1)										0	0	0	0	0	0	0											
Miguel Dilone, S OBP: 0.100, SLG: 0.100 (1,7)	0-0 S 1B			0-0 6-3		0-0 F3		0-0 4-3		4	0	1	0	0	0	2											
Dave Parker, L OBP: 0.500, SLG: 0.611 (1,9)	0-3 K			0-0 F6		0-3 K		0-0 SH1-4 2B 1B		4	1	1	0	0	2	1											
Bill Robinson, R OBP: 0.333, SLG: 0.538 (1,3)	0-0 6-3			0-0 1-3				0-0 SH1-4		3	0	0	0	0	0	1											
Phil Garner, R OBP: 0.444, SLG: 0.600 (1,5)			0-0 4-3		0-0 4-3 1B		0-0 6-3		4-0 2B IBB	3	1	1	0	1	0	0											
Rennie Stennett, R OBP: 0.353, SLG: 0.467 (1,4)			0-0 5-3		0-0 F8		0-0 6-3		0-0 2B	4	0	1	1	0	0	1											
Omar Moreno, L OBP: 0.167, SLG: 0.182 (1,8)			0-0 F7		0-0 4-3			0-0 1B FC6-2 2B		3	0	1	0	0	0	1											
Duffy Dyer, R OBP: 0.308, SLG: 0.500 (1,2)								0-0 FC6-2 1B		3	0	2	1	0	0	0											
Ed Ott, L (8,PR)								0-0 FC6-2 1B		0	0	0	0	0	0	0											
Jerry Reuss, L (1,1)			0-3 K		0-3 K			0-0 FC6-2		2	0	0	0	0	2	1											
Kent Tekulve, R (7,1)										0	0	0	0	0	0	0											
Fernando Gonzalez, R (8,PH)										1	0	0	0	0	0	2											
Mario Mendoza, R (9,6)										0	0	0	0	0	0	0											
Inning Stats	R: 0 E: 0 K: 1 S: 6	H: 1 LOB: 1 BB: 0 P: 6	R: 0 E: 0 K: 0 S: 3	H: 0 LOB: 0 BB: 0 P: 3	R: 0 E: 0 K: 0 S: 5	H: 0 LOB: 0 BB: 0 P: 5	R: 0 E: 0 K: 0 S: 3	H: 0 LOB: 0 BB: 0 P: 3	R: 1 E: 0 K: 2 S: 7	H: 2 LOB: 1 BB: 0 P: 7	R: 0 E: 0 K: 2 S: 7	H: 0 LOB: 0 BB: 0 P: 7	R: 0 E: 0 K: 0 S: 3	H: 0 LOB: 0 BB: 0 P: 3	R: 0 E: 0 K: 0 S: 5	H: 2 LOB: 2 BB: 0 P: 5	R: 1 E: 0 K: 0 S: 3	H: 2 LOB: 2 BB: 1 P: 7	1B: 5 2B: 2 3B: 0 HR: 0	SF: 0 SAC: 1 DP: 0 HBP: 0	WP: 0 PB: 0 CS: 0	PA: 33					
PITCHER	IP	WLS	BF	H	R	ER	SO	BB	IBB	HBP	BLK	WP	HR	S	P	ERA	WHIP										
Gerry Hannahs, L (1,1)	7.1		27	5	1	1	5	0	0	0	0	0	0	37	37	1.23	0.682										
Joe Kerrigan, R (8,1)	0.2		2	0	0	0	0	0	0	0	0	0	0	2	2	0.00	0.000										
Will McEnaney, L (9,1)	0.1	L	4	2	1	1	0	0	1	0	0	0	0	3	7	27.00	6.000										

Batter	1	2	3	4	5	6	7	8	9	AB	R	H	RBI	BB	SO	LOB	TOP		
Dave Cash, R OBP: 0.444, SLG: 0.556 (1, 4)										4	0	1	0	0	1	0	Montreal Expos @ Pittsburgh Pirates Three Rivers Stadium, Pittsburgh, PA Wed Apr 13 1977, 3:33 AM EST Att. 4,586 - Unknown		
Tim Foli, R OBP: 0.235, SLG: 0.235 (1, 6)										4	0	0	0	0	2	1			
Ellis Valentine, R OBP: 0.313, SLG: 0.500 (1, 9)										2	0	0	0	1	1				
Tony Perez, R OBP: 0.188, SLG: 0.600 (1, 3)										3	0	0	0	0	1	2			
Warren Cromartie, L OBP: 0.333, SLG: 0.429 (1, 7)										3	0	0	0	0	0	0			
Larry Parrish, R OBP: 0.313, SLG: 0.267 (1, 5)										3	0	0	0	0	1	0			
Gary Carter, R OBP: 0.375, SLG: 0.462 (1, 2)										3	0	1	0	0	1	0			
Andre Dawson, R OBP: 0.125, SLG: 0.067 (1, 8)										3	0	0	0	0	1	1			
Steve Rogers, R (1, 1)										2	0	0	0	0	0	0			
Mike Jorgensen, L (9, PH)										1	0	0	0	0	1	0			
Inning Stats	R: 0 E: 0 K: 2 S: 8	H: 1 LOB: 1 BB: 0 P: 8	R: 0 E: 0 K: 0 S: 3	H: 0 LOB: 0 BB: 0 P: 3	R: 0 E: 0 K: 1 S: 5	H: 0 LOB: 0 BB: 0 P: 5	R: 0 E: 0 K: 1 S: 4	H: 0 LOB: 0 BB: 1 P: 8	R: 0 E: 0 K: 0 S: 4	H: 1 LOB: 1 BB: 0 P: 4	R: 0 E: 0 K: 0 S: 3	H: 0 LOB: 0 BB: 0 P: 3	R: 0 E: 0 K: 0 S: 3	H: 0 LOB: 0 BB: 0 P: 9	R: 0 E: 0 K: 2 S: 7	H: 0 LOB: 0 BB: 0 P: 7	1B: 2 2B: 0 3B: 0 HR: 0	SF: 0 SAC: 0 DP: 1 HBP: 0	WP: 0 PA: 29 CS: 0
PITCHER Bruce Kison, R ERA: 1.84 (1, 1)	IP: 9.0 WLS: W BF: 29 H: 2 R: 0 ER: 0 SO: 9 BB: 1 IBB: 0 HBP: 0 BLK: 0 WP: 0 HR: 0 S: 46 P: 50 ERA: 0.00 WHIP: 0.333																		

AB	28
R	0
H	2
RBI	0
BB	1
SO	9
LOB	5



Batter	1	2	3	4	5	6	7	8	9	AB	R	H	RBI	BB	SO	LOB	BOTTOM		
Omar Moreno, L OBP: 0.125, SLG: 0.133 (1, 8)										4	0	0	0	0	2	3	Montreal Expos @ Pittsburgh Pirates Three Rivers Stadium, Pittsburgh, PA Wed Apr 13 1977, 3:33 AM EST Att. 4,586 - Unknown		
Frank Taveras, R OBP: 0.333, SLG: 0.278 (1, 6)										4	1	3	0	0	0	0			
Dave Parker, L OBP: 0.409, SLG: 0.524 (1, 9)										3	0	0	1	0	2	2			
Al Oliver, L OBP: 0.143, SLG: 0.286 (1, 7)										4	1	1	0	0	0	1			
Bill Robinson, R OBP: 0.368, SLG: 0.588 (1, 3)										4	1	2	1	0	0	1			
Rennie Stennett, R OBP: 0.381, SLG: 0.444 (1, 4)										3	0	1	1	1	0	0			
Phil Garner, R OBP: 0.429, SLG: 0.529 (1, 5)										2	0	0	0	1	0	2			
Ed Ott, L OBP: 0.333, SLG: 0.200 (1, 2)										2	0	0	0	1	0	1			
Bruce Kison, R OBP: 0.200, SLG: 0.200 (1, 1)										3	0	0	0	0	1	4			
Inning Stats	R: 0 E: 1 K: 1 S: 6	H: 1 LOB: 1 BB: 0 P: 6	R: 0 E: 1 K: 0 S: 4	H: 1 LOB: 3 BB: 2 P: 12	R: 2 E: 1 K: 0 S: 5	H: 2 LOB: 0 BB: 0 P: 5	R: 0 E: 0 K: 0 S: 3	H: 0 LOB: 0 BB: 0 P: 3	R: 1 E: 1 K: 1 S: 7	H: 2 LOB: 1 BB: 0 P: 7	R: 0 E: 0 K: 1 S: 5	H: 0 LOB: 1 BB: 1 P: 9	R: 0 E: 0 K: 2 S: 7	H: 1 LOB: 0 BB: 0 P: 7	R: 0 E: 0 K: 0 S: 3	H: 0 LOB: 0 BB: 0 P: 3	1B: 5 2B: 2 3B: 0 HR: 0	SF: 1 SAC: 0 DP: 0 HBP: 0	WP: 0 PA: 34 CS: 2
PITCHER Steve Rogers, R ERA: 2.25 (1, 1)	IP: 8.0 WLS: L BF: 33 H: 7 R: 3 ER: 0 SO: 5 BB: 2 IBB: 1 HBP: 0 BLK: 0 WP: 0 HR: 0 S: 40 P: 52 ERA: 0.00 WHIP: 1.125																		

AB	29
R	3
H	7
RBI	3
BB	3
SO	5
LOB	14



Batter	1	2	3	4	5	6	7	8	9	AB	R	H	RBI	BB	SO	LOB	TOP										
Jay Johnstone, L (1, 9) OBP: 0.318, SLG: 0.333	F7			F8		K			K	5	0	1	2	0	2	3											
Larry Bowa, S (1, 6) OBP: 0.384, SLG: 0.350	F8	L6		E4			L5		2-3	5	0	0	0	0	0	3											
Garry Maddox, R (1, 8) OBP: 0.087, SLG: 0.091	K		F8	F7			HR		5-3	4	1	0	0	1	1	2											
Greg Luzinski, R (1, 7) OBP: 0.571, SLG: 1.000 Jerry Martin, R (9, 7)		1B 2B BB	K		F2		HR			3	2	1	2	1	1	0											
Mike Schmidt, R (1, 5) OBP: 0.286, SLG: 0.333		P6	P4		F8		CS			3	0	0	0	1	0	1											
Tim McCarver, L (1, 2) OBP: 0.375, SLG: 0.429		1B		1B	F9		L4			3	1	1	0	1	0	1											
Dane Iorg, L (1, 3) OBP: 0.250, SLG: 0.333		PB 2B		1B 1-3 E		4-3		4-3		4	2	2	1	0	0	0											
Ted Sizemore, R (1, 4) OBP: 0.421, SLG: 0.471		HBP 2B IBB		1-3			SH1-4 1B		5-3	3	1	1	0	1	0	2											
Steve Carlton, L (1, 1) OBP: 0.600, SLG: 0.500		2B HBP		E		SH1-4		G3		2	0	1	1	0	0	0											
Inning Stats	R: 0 E: 0 K: 1 S: 5	H: 0 LOB: 0 BB: 0 P: 5	R: 3 E: 0 K: 0 S: 5	H: 3 LOB: 2 BB: 2 P: 14	R: 0 E: 0 K: 1 S: 5	H: 0 LOB: 0 BB: 0 P: 5	R: 2 E: 1 K: 0 S: 6	H: 2 LOB: 2 BB: 1 P: 10	R: 0 E: 0 K: 1 S: 3	H: 1 LOB: 1 BB: 0 P: 6	R: 2 E: 0 K: 0 S: 3	H: 1 LOB: 0 BB: 2 P: 11	R: 0 E: 0 K: 0 S: 3	H: 0 LOB: 0 BB: 0 P: 3	R: 0 E: 0 K: 1 S: 5	H: 0 LOB: 0 BB: 0 P: 5	1B: 4 2B: 2 3B: 0 HR: 1	SF: 0 SAC: 1 DP: 0 HBP: 1	WP: 0 PB: 1 SB: 0 CS: 1	PA: 39							
PITCHER	IP	WLS	BF	H	R	ER	SO	BB	IBB	HBP	BLK	WP	HR	S	P	ERA	WHIP										
Don Stanhouse, R (1, 1) ERA: 10.29	2.0	L	11	3	3	3	1	1	1	1	0	0	0	10	19	13.50	2.000										
Jackie Brown, R (3, 1) ERA: 1.13	3.0		13	2	2	1	1	1	0	0	0	0	0	14	18	3.00	1.000										
Dan Warthen, L (6, 1) ERA: 9.0	0.0		0	0	0	0	0	0	0	0	0	0	0	0	0	∞	∞										
Bill Atkinson, R (8, 1) ERA:	2.0		6	0	0	0	1	0	0	0	0	0	0	8	8	0.00	0.000										

Philadelphia Phillies @ Montreal Expos
Olympic Stadium, Montreal, QB
Fri Apr 15 1977, 3:33 AM EST
Att: 57,592 - Unknown

AB	32
R	7
H	7
RBI	6
BB	5
SO	4
LOB	12



Batter	1	2	3	4	5	6	7	8	9	AB	R	H	RBI	BB	SO	LOB	BOTTOM										
Dave Cash, R (1, 4) OBP: 0.455, SLG: 0.545			6-3		4-3			2B 1-3 1B		4	1	2	0	0	0	0											
Tim Foli, R (1, 6) OBP: 0.238, SLG: 0.286	5-3		F9		5-3			1-3 2B		4	0	1	0	0	0	1											
Ellis Valentine, R (1, 9) OBP: 0.350, SLG: 0.667	E7			HR		K		1-3		4	1	2	2	0	1	1											
Tony Perez, R (1, 3) OBP: 0.150, SLG: 0.474	L7		L8			K		F8		4	0	0	0	0	1	2											
Larry Parrish, R (1, 5) OBP: 0.350, SLG: 0.316		F9						L7		4	0	2	0	0	0	1											
Gary Carter, R (1, 2) OBP: 0.350, SLG: 0.375		1B BB		L8		F4		F7		3	0	0	0	1	0	2											
Andre Dawson, R (1, 8) OBP: 0.150, SLG: 0.105		K		F3			F8			4	0	1	0	0	1	2											
Warren Cromartie, L (1, 7) OBP: 0.368, SLG: 0.444				F5			L7			4	0	2	0	0	0	1											
Don Stanhouse, R (1, 1) Pete Mackenro, R (2, PH) Jackie Brown, R (3, 1) Sam Mejias, R (5, PH) Dan Warthen, S (6, 1) Pepe Frias, R (7, PH) Bill Atkinson, L (8, 1) Jose Morales, R (9, PH)		K				K			G1-6-4-3	0	0	0	0	0	0	0											
Inning Stats	R: 0 E: 1 K: 0 S: 4	H: 2 LOB: 1 BB: 0 P: 4	R: 0 E: 0 K: 2 S: 8	H: 1 LOB: 2 BB: 1 P: 12	R: 1 E: 0 K: 0 S: 4	H: 1 LOB: 0 BB: 0 P: 4	R: 0 E: 0 K: 1 S: 5	H: 0 LOB: 0 BB: 0 P: 5	R: 0 E: 0 K: 2 S: 8	H: 1 LOB: 1 BB: 0 P: 8	R: 0 E: 0 K: 1 S: 5	H: 0 LOB: 0 BB: 0 P: 5	R: 1 E: 0 K: 0 S: 5	H: 2 LOB: 1 BB: 0 P: 5	R: 0 E: 0 K: 0 S: 4	H: 2 LOB: 1 BB: 0 P: 4	1B: 8 2B: 1 3B: 0 HR: 1	SF: 0 SAC: 0 DP: 1 HBP: 0	WP: 0 PB: 0 SB: 0 CS: 0	PA: 36							
PITCHER	IP	WLS	BF	H	R	ER	SO	BB	IBB	HBP	BLK	WP	HR	S	P	ERA	WHIP										
Steve Carlton, L (1, 1) ERA: 3.38	9.0	W	36	10	2	2	6	1	0	0	0	0	1	47	51	2.00	1.222										

Philadelphia Phillies @ Montreal Expos
Olympic Stadium, Montreal, QB
Fri Apr 15 1977, 3:33 AM EST
Att: 57,592 - Unknown

AB	35
R	2
H	10
RBI	2
BB	1
SO	6
LOB	14




Batter	1	2	3	4	5	6	7	8	9	AB	R	H	RBI	BB	SO	LOB	TOP
Jerry Martin, R OBP: 0.500, SLG: 0.200 (1, 9)	4-0 3B BB		0-0 1B	0-0 F3					0-3 K	3	1	1	0	2	1	2	
Larry Bowa, S OBP: 0.385, SLG: 0.318 (1, 6)	0-0 F8		0-0 F8						4-0 SH1-4 BB	2	0	0	0	2	0	2	
Garry Maddox, R OBP: 0.107, SLG: 0.185 (1, 8)	0-0 3B		0-0 FC6-4 1-2						0-0 FC6-4 BB	5	0	1	1	0	0	4	
Greg Luzinski, R OBP: 0.462, SLG: 0.773 (1, 7)	0-0 F9		0-0 F3						0-3 K	5	0	0	0	0	2	5	
Mike Schmidt, R OBP: 0.320, SLG: 0.476 (1, 5)	4-0 BB			0-0 HR					0-3 K	3	1	1	1	1	1	1	
Bob Boone, R OBP: 0.353, SLG: 0.375 (1, 2)	0-3 K			0-0 6-3					0-0 6-3	3	0	1	0	1	1	2	
Davey Johnson, R OBP: 0.250, SLG: 0.250 (8, PH)			0-0 F8						0-0 G5-4-3 BB	3	0	1	0	0	0	1	
Tom Hutton, L OBP: 0.167, SLG: 0.167 (8, 3)				0-0 1B					0-0 FC3-6 1B	1	0	1	0	0	0	0	
Ted Sizemore, R OBP: 0.391, SLG: 0.429 (1, 4)			0-0 6-3						0-0 G3	4	0	1	0	0	0	2	
Larry Christenson, R Ollie Brown, R Ron Reed, R Fred Andrews, R Gene Garber, R Dane Iorg, L Tug McGraw, R Jim Kaat, L (1, 1) (4, PH) (4, 1) (7, PH) (7, 1) (8, PH) (8, 1) (8, 1)			0-3 K						0-0 P6	1	0	0	0	0	0	0	
				0-0 1B					0-0 SH1-4 BB WP	0	0	0	0	0	0	0	
				1-2 1B					0-0 4-3	0	0	0	0	0	0	0	
				0-0 1B					0-0 FC3-6	0	0	0	0	0	0	0	
				1-2 1B					0-0 G3	0	0	0	0	0	0	0	
				0-0 1B					0-0 FC3-6	0	0	0	0	0	0	0	
				0-0 1B					0-0 G3	0	0	0	0	0	0	0	
				0-0 1B					0-0 FC3-6	0	0	0	0	0	0	0	
				0-0 1B					0-0 G3	0	0	0	0	0	0	0	
				0-0 1B					0-0 FC3-6	0	0	0	0	0	0	0	
				0-0 1B					0-0 G3	0	0	0	0	0	0	0	
				0-0 1B					0-0 FC3-6	0	0	0	0	0	0	0	
				0-0 1B					0-0 G3	0	0	0	0	0	0	0	
				0-0 1B					0-0 FC3-6	0	0	0	0	0	0	0	
				0-0 1B					0-0 G3	0	0	0	0	0	0	0	
				0-0 1B					0-0 FC3-6	0	0	0	0	0	0	0	
				0-0 1B					0-0 G3	0	0	0	0	0	0	0	
				0-0 1B					0-0 FC3-6	0	0	0	0	0	0	0	
				0-0 1B					0-0 G3	0	0	0	0	0	0	0	
				0-0 1B					0-0 FC3-6	0	0	0	0	0	0	0	
				0-0 1B					0-0 G3	0	0	0	0	0	0	0	
				0-0 1B					0-0 FC3-6	0	0	0	0	0	0	0	
				0-0 1B					0-0 G3	0	0	0	0	0	0	0	
				0-0 1B					0-0 FC3-6	0	0	0	0	0	0	0	
				0-0 1B					0-0 G3	0	0	0	0	0	0	0	
				0-0 1B					0-0 FC3-6	0	0	0	0	0	0	0	
				0-0 1B					0-0 G3	0	0	0	0	0	0	0	
				0-0 1B					0-0 FC3-6	0	0	0	0	0	0	0	
				0-0 1B					0-0 G3	0	0	0	0	0	0	0	
				0-0 1B					0-0 FC3-6	0	0	0	0	0	0	0	
				0-0 1B					0-0 G3	0	0	0	0	0	0	0	
				0-0 1B					0-0 FC3-6	0	0	0	0	0	0	0	
				0-0 1B					0-0 G3	0	0	0	0	0	0	0	
				0-0 1B					0-0 FC3-6	0	0	0	0	0	0	0	
				0-0 1B					0-0 G3	0	0	0	0	0	0	0	
				0-0 1B					0-0 FC3-6	0	0	0	0	0	0	0	
				0-0 1B					0-0 G3	0	0	0	0	0	0	0	
				0-0 1B					0-0 FC3-6	0	0	0	0	0	0	0	
				0-0 1B					0-0 G3	0	0	0	0	0	0	0	
				0-0 1B					0-0 FC3-6	0	0	0	0	0	0	0	
				0-0 1B					0-0 G3	0	0	0	0	0	0	0	
				0-0 1B					0-0 FC3-6	0	0	0	0	0	0	0	
				0-0 1B					0-0 G3	0	0	0	0	0	0	0	
				0-0 1B					0-0 FC3-6	0	0	0	0	0	0	0	
				0-0 1B					0-0 G3	0	0	0	0	0	0	0	
				0-0 1B					0-0 FC3-6	0	0	0	0	0	0	0	
				0-0 1B					0-0 G3	0	0	0	0	0	0	0	
				0-0 1B					0-0 FC3-6	0	0	0	0	0	0	0	
				0-0 1B					0-0 G3	0	0	0	0	0	0	0	
				0-0 1B					0-0 FC3-6	0	0	0	0	0	0	0	
				0-0 1B					0-0 G3	0	0	0	0	0	0	0	
				0-0 1B					0-0 FC3-6	0	0	0	0	0	0	0	
				0-0 1B					0-0 G3	0	0	0	0	0	0	0	
				0-0 1B					0-0 FC3-6	0	0	0	0	0	0	0	
				0-0 1B					0-0 G3	0	0	0	0	0	0	0	
				0-0 1B					0-0 FC3-6	0	0	0	0	0	0	0	
				0-0 1B					0-0 G3	0	0	0	0	0	0	0	
				0-0 1B					0-0 FC3-6	0	0	0	0	0	0	0	
				0-0 1B					0-0 G3	0	0	0	0	0	0	0	
				0-0 1B					0-0 FC3-6	0	0	0	0	0	0	0	
				0-0 1B					0-0 G3	0	0	0	0	0	0	0	
				0-0 1B					0-0 FC3-6	0	0	0	0	0	0	0	
				0-0 1B					0-0 G3	0	0	0	0	0	0	0	
				0-0 1B					0-0 FC3-6	0	0	0	0	0	0	0	
				0-0 1B					0-0 G3	0	0	0	0	0	0	0	
				0-0 1B					0-0 FC3-6	0	0	0	0	0	0	0	
				0-0 1B					0-0 G3	0	0	0	0	0	0	0	
				0-0 1B					0-0 FC3-6	0	0	0	0	0	0	0	
				0-0 1B					0-0 G3	0	0	0	0	0	0	0	
				0-0 1B					0-0 FC3-6	0	0	0	0	0	0	0	
				0-0 1B					0-0 G3	0	0	0	0	0	0	0	
				0-0 1B					0-0 FC3-6	0	0	0	0	0	0	0	
				0-0 1B					0-0 G3	0	0	0	0	0	0	0	
				0-0 1B					0-0 FC3-6	0	0	0	0	0	0	0	
				0-0 1B					0-0 G3	0	0	0	0	0	0	0	
				0-0 1B					0-0 FC3-6	0	0	0	0	0	0	0	
				0-0 1B					0-0 G3	0	0	0	0	0	0	0	
				0-0 1B					0-0 FC3-6	0	0	0	0	0	0	0	
				0-0 1B					0-0 G3	0	0	0	0	0	0	0	
				0-0 1B					0-0 FC3-6	0	0	0	0	0	0	0	
				0-0 1B					0-0 G3	0	0	0	0	0	0	0	
				0-0 1B					0-0 FC3-6	0	0	0	0	0	0	0	
				0-0 1B					0								

Batter	1	2	3	4	5	6	7	8	9	AB	R	H	RBI	BB	SO	LOB	TOP																			
Garry Maddox, R OBP: 0.094, SLG: 0.161 (1, 8)	0-0 4-3			0-0 2-3		0-0 F8			0-0 F9	4	0	0	0	0	0	1																				
Larry Bowa, S OBP: 0.333, SLG: 0.269 (1, 6)	0-0 6-3			0-0 G3			0-3 K		0-0 F8	4	0	0	0	0	1	0																				
Mike Schmidt, R OBP: 0.276, SLG: 0.400 (1, 5)	0-0 F7			0-3 K			0-3 K		0-0 6-3	4	0	0	0	0	2	0																				
Greg Luzinski, R OBP: 0.414, SLG: 0.680 (1, 7)		0-0 P4			0-0 P3				0-0 P4	3	0	0	0	0	0	0																				
Dane Iorg, L OBP: 0.188, SLG: 0.250 Gene Garber, R (8, 1)	0-0 6-3				0-0 P6			0-3 K		3	0	0	0	0	1	0																				
Jerry Martin, R OBP: 0.500, SLG: 0.286 Tom Hutton, L OBP: 0.143, SLG: 0.143 (8, PH) (8, 3)		0-3 K			0-0 CS 1B			0-3 K		2	0	1	0	0	1	0																				
Ted Sizemore, R OBP: 0.423, SLG: 0.478 (1, 4)			0-0 5-3		0-0 CS 1-2	4-0 5-3 BB		0-0 E		2	1	1	0	1	0	0																				
Bob Boone, R OBP: 0.350, SLG: 0.368 (1, 2)			0-3 K			0-0 5-3		0-0 E7		3	0	1	1	0	1	1																				
Wayne Twitchell, R (1, 1) Jay Johnstone, L OBP: 0.318, SLG: 0.333 Ollie Brown, R (8, PH) (8, 9)			0-3 K			1-2 K		0-3 K		2	0	0	0	0	2	1																				
Inning Stats	R: 0 E: 0 K: 0 S: 3	H: 0 LOB: 0 BB: 0 P: 3	R: 0 E: 0 K: 1 S: 5	H: 0 LOB: 0 BB: 0 P: 5	R: 0 E: 0 K: 2 S: 7	H: 0 LOB: 0 BB: 0 P: 7	R: 0 E: 0 K: 1 S: 5	H: 0 LOB: 0 BB: 0 P: 5	R: 0 E: 0 K: 0 S: 3	H: 1 LOB: 0 BB: 0 P: 3	R: 0 E: 0 K: 1 S: 5	H: 0 LOB: 1 BB: 1 P: 9	R: 0 E: 0 K: 0 S: 7	H: 0 LOB: 0 BB: 0 P: 7	R: 1 E: 1 K: 3 S: 11	H: 2 LOB: 1 BB: 0 P: 11	R: 0 E: 0 K: 0 S: 3	H: 0 LOB: 0 BB: 0 P: 3	1B: 2 2B: 1 3B: 0 HR: 0	SF: 0 SAC: 0 DP: 0 HBP: 0	WP: 0 PB: 0 SB: 0 CS: 1	PA: 31														
PITCHER	IP	WLS	BF	H	R	ER	SO	BB	IBB	HBP	BLK	WP	HR	S	P	ERA	WHIP	PITCHER	IP	WLS	BF	H	R	ER	SO	BB	IBB	HBP	BLK	WP	HR	S	P	ERA	WHIP	
Steve Rogers, R ERA: 1.83 Will McEnaney, L ERA: 7.36	(1, 1)	7.2	26	3	1	1	9	1	0	0	0	0	0	43	47	1.17	0.522																			

Philadelphia Phillies @ Montreal Expos
Olympic Stadium, Montreal, QB
Sun Apr 17 1977, 3:33 AM EST
Att: 29,115 - Unknown


AB 29
R 1
H 3
RBI 1
BB 1
SO 10
LOB 4



Batter	1	2	3	4	5	6	7	8	9	AB	R	H	RBI	BB	SO	LOB	BOTTOM																		
Dave Cash, R OBP: 0.452, SLG: 0.533 (1, 4)	0-0 L3					0-0 F8		0-0 6-3		4	0	1	1	0	0	0																			
Tim Foli, R OBP: 0.233, SLG: 0.367 (1, 6)	0-0 P5		0-3 K			0-0 5-3		0-0 5-3		4	0	0	0	0	1	1																			
Ellis Valentine, R OBP: 0.321, SLG: 0.654 (1, 9)	0-3 K					0-0 P5		0-0 HR		4	1	2	1	0	1	0																			
Tony Perez, R OBP: 0.214, SLG: 0.423 (1, 3)		0-0 4-3			0-3 K			0-0 P3		4	0	1	0	0	1	1																			
Larry Parrish, R OBP: 0.296, SLG: 0.269 (1, 5)		0-0 F8			0-0 F7			0-0 P1-3		3	0	0	0	0	0	2																			
Warren Cromartie, L OBP: 0.385, SLG: 0.450 Del Unser, L (8, 7)		0-0 1B			0-0 F7			0-0 BB		3	0	2	0	0	0	1																			
Gary Carter, R OBP: 0.370, SLG: 0.500 (1, 2)		0-0 F8				0-0 L8		4-0 BB		2	0	0	0	1	0	1																			
Andre Dawson, R OBP: 0.259, SLG: 0.208 Sam Mejias, R (8, 8)			0-0 SH1-4 1B			0-3 K		4-0 1-2 2-3 BB		2	1	1	0	1	1	0																			
Steve Rogers, R Will McEnaney, L (8, 1)	(1, 1)	(8, 1)		0-0 SH1-4		0-0 2-3		0-0 4-3		2	0	0	0	0	0	3																			
Inning Stats	R: 0 E: 0 K: 1 S: 5	H: 0 LOB: 0 BB: 0 P: 5	R: 0 E: 0 K: 0 S: 4	H: 1 LOB: 1 BB: 0 P: 4	R: 1 E: 0 K: 1 S: 6	H: 2 LOB: 0 BB: 0 P: 6	R: 0 E: 0 K: 1 S: 6	H: 1 LOB: 1 BB: 0 P: 6	R: 0 E: 0 K: 0 S: 3	H: 0 LOB: 0 BB: 0 P: 3	R: 0 E: 0 K: 0 S: 4	H: 2 LOB: 3 BB: 2 P: 12	R: 1 E: 0 K: 0 S: 4	H: 1 LOB: 0 BB: 0 P: 4	1B: 4 2B: 3 3B: 0 HR: 1	SF: 0 SAC: 1 DP: 1 HBP: 0	WP: 0 PB: 0 SB: 1 CS: 1	PA: 31																	
PITCHER	IP	WLS	BF	H	R	ER	SO	BB	IBB	HBP	BLK	WP	HR	S	P	ERA	WHIP	PITCHER	IP	WLS	BF	H	R	ER	SO	BB	IBB	HBP	BLK	WP	HR	S	P	ERA	WHIP
Wayne Twitchell, R ERA: 2.77 Gene Garber, R ERA: 5.4	(1, 1)	(8, 1)	7.0	L	4	1	1	1	0	0	0	0	0	1	4	4	9.00	1.000																	

Philadelphia Phillies @ Montreal Expos
Olympic Stadium, Montreal, QB
Sun Apr 17 1977, 3:33 AM EST
Att: 29,115 - Unknown

AB 28
R 2
H 7
RBI 2
BB 2
SO 4
LOB 9



Batter	1	2	3	4	5	6	7	8	9	10	11	12	13	14	AB	R	H	RBI	BB	SO	LOB	TOP					
Frank Taveras, R OBP: 0.317, SLG: 0.270 (1, 6)	5-3		6-3	CS	K		6-3		6-3			K		K	7	0	0	0	0	3	2						
Omar Moreno, L OBP: 0.194, SLG: 0.233 (1, 8)	F8		1B 3B 1B				L6		B3			F7		F7	7	1	2	0	0	0	2						
Dave Parker, L OBP: 0.400, SLG: 0.553 (1, 9)	K		3B 1B				F9					F6			6	1	1	0	0	3	1						
Al Oliver, L OBP: 0.217, SLG: 0.348 (1, 7)		E3 6-3 HR	3B 1B				F8		4-3 S E 1B						6	2	2	2	0	0	1						
Rennie Stennett, R OBP: 0.308, SLG: 0.400 (1, 4)		2-3	6-3				L7		4-3					4-3	6	0	0	0	0	0	3						
Phil Garner, R OBP: 0.350, SLG: 0.412 (1, 5)		6-3	3-1				FC5 4-3 BB		E9 6-3					6-3	5	0	1	0	1	0	2						
Ed Kirkpatrick, L OBP: 0.400, SLG: 0.571 Bill Robinson, R OBP: 0.357, SLG: 0.520 Duffy Dyer, R OBP: 0.304, SLG: 0.571 (1, 3) (8, PH) (8, 2)							4-3		6-3			FC1-6 1B			2	1	1	2	1	0	1						
Ed Ott, L OBP: 0.482, SLG: 0.300 Ken Macha, R OBP: 0.333, SLG: 0.333 (8, PH) (8, 3)							FC3-6 HR BB		6-3			FC1-6 WP 1B			1	0	0	0	0	0	1						
Ed Ott, L OBP: 0.482, SLG: 0.300 Ken Macha, R OBP: 0.333, SLG: 0.333 (8, PH) (8, 3)							FC3-6 CS BB		F9			1-3			2	0	1	0	1	0	1						
Bruce Kison, R Ken Tekulve, R Tommy Helms, R Rich Gossage, R Fernando Gonzalez, R Odeil Jones, R (1, 10) (7, 1) (8, PH) (8, 1) (11, PH) (11, 1)							1-3								3	0	0	0	0	1	4						
Inning Stats	R: 0 E: 0 K: 1 S: 5	H: 2 LOB: 1 BB: 0 P: 6	R: 2 E: 1 K: 0 S: 6	H: 3 LOB: 1 BB: 0 P: 6	R: 0 E: 0 K: 1 S: 4	H: 0 LOB: 0 BB: 1 P: 8	R: 0 E: 0 K: 1 S: 6	H: 1 LOB: 1 BB: 0 P: 6	R: 0 E: 0 K: 0 S: 3	H: 0 LOB: 0 BB: 2 P: 11	R: 0 E: 0 K: 1 S: 5	H: 0 LOB: 0 BB: 0 P: 3	R: 0 E: 0 K: 1 S: 5	H: 1 LOB: 1 BB: 0 P: 4	R: 0 E: 0 K: 1 S: 5	H: 0 LOB: 0 BB: 0 P: 3	R: 0 E: 0 K: 0 S: 7	H: 2 LOB: 2 BB: 0 P: 7	1B: 8 2B: 0 3B: 1 HR: 1	SF: 0 SAC: 0 DP: 0 HBP: 0	WP: 1 PB: 0 SB: 1 CS: 1	PA: 57					
PITCHER	IP 7.0	WLS 3	BF 30	H 6	R 4	ER 2	SO 4	BB 2	IBB 0	HBP 0	BLK 0	WP 0	HR 1	S 35	P 47	ERA 2.57	WHIP 1.143										
Jackie Brown, R ERA: 1.8 (8, 1)	0.1	3	1	1	0	0	0	0	0	0	0	0	0	3	3	0.00	3.000										
Will McEnaney, L ERA: 3.68 (12, 1)	3.2	12	1	0	0	1	0	0	0	0	0	0	0	14	14	0.00	0.273										
Bill Atkinson, R ERA: (12, 1)	3.0	W	11	2	0	0	2	0	0	0	0	0	0	15	15	0.00	0.667										

Pittsburgh Pirates @ Montreal Expos
Olympic Stadium, Montreal, QB
Mon Apr 18 1977, 3:33 AM EST
Att: 10,911 - Unknown

AB: 53
R: 5
H: 10
RBI: 4
BB: 3
SO: 7
LOB: 24


Batter	1	2	3	4	5	6	7	8	9	10	11	12	13	14	AB	R	H	RBI	BB	SO	LOB	BOTTOM					
Dave Cash, R OBP: 0.432, SLG: 0.514 (1, 4)	1-3		F9				E7 SF8 2B		F8			FC6-4			5	1	1	1	1	0	1						
Tim Foli, R OBP: 0.194, SLG: 0.306 (1, 6)	1-3			1-3	FC6-4 BB		6-3					F9			6	0	0	0	0	0	3						
Ellis Valentine, R OBP: 0.294, SLG: 0.567 (1, 9)	K			K			SF8							1-3	4	0	0	1	1	2	0						
Tony Perez, R OBP: 0.265, SLG: 0.469 (1, 3)		G5-3 1B			2B 1B		L6							K	6	2	3	0	0	1	1						
Larry Parrish, R OBP: 0.303, SLG: 0.290 (1, 5)		P4		2B BB	2B 1B				F4					L5	5	1	1	1	1	1	1						
Warren Cromarlie, L OBP: 0.406, SLG: 0.548 (1, 7)					2B BB		F8					F8			6	1	3	1	0	0	1						
Gary Carter, R OBP: 0.344, SLG: 0.444 (1, 2)		G5-3			2B 1B									K	5	0	1	1	0	1	4						
Andre Dawson, R OBP: 0.242, SLG: 0.200 (1, 8)														K	6	0	1	1	0	1	1						
Jackie Brown, R Mike Jorgensen, L Joe Kerrigan, R Will McEnaney, L Bill Atkinson, L (1, 1) (7, PH) (8, 1) (8, 1) (12, 1)															2	0	0	0	0	1	0						
Inning Stats	R: 0 E: 0 K: 1 S: 5	H: 0 LOB: 0 BB: 0 P: 5	R: 0 E: 0 K: 0 S: 4	H: 2 LOB: 1 BB: 0 P: 4	R: 0 E: 0 K: 1 S: 5	H: 0 LOB: 0 BB: 1 P: 7	R: 2 E: 0 K: 0 S: 6	H: 3 LOB: 1 BB: 0 P: 6	R: 2 E: 0 K: 0 S: 3	H: 0 LOB: 0 BB: 0 P: 3	R: 0 E: 0 K: 1 S: 5	H: 0 LOB: 0 BB: 0 P: 5	R: 0 E: 0 K: 2 S: 7	H: 0 LOB: 1 BB: 0 P: 7	R: 0 E: 0 K: 1 S: 5	H: 0 LOB: 0 BB: 0 P: 5	R: 0 E: 0 K: 0 S: 3	H: 0 LOB: 0 BB: 0 P: 3	1B: 6 2B: 5 3B: 0 HR: 0	SF: 1 SAC: 1 DP: 2 HBP: 0	WP: 0 PB: 0 SB: 0 CS: 0	PA: 53					
PITCHER	IP 6.0	WLS 6	BF 28	H 8	R 5	ER 3	SO 3	BB 2	IBB 0	HBP 0	BLK 0	WP 0	HR 0	S 32	P 40	ERA 4.50	WHIP 1.667										
Bruce Kison, R ERA: 2.61 (7, 1)	2.0	6	0	0	0	0	0	0	0	0	0	0	0	6	6	0.00	0.000										
Rich Gossage, R ERA: (8, 1)	2.0	6	0	0	0	1	1	0	0	0	0	0	0	7	11	0.00	0.500										
Odeil Jones, R ERA: 2.08 (11, 1)	3.1	L	13	3	1	1	4	0	0	0	0	0	0	21	21	2.70	0.900										

Pittsburgh Pirates @ Montreal Expos
Olympic Stadium, Montreal, QB
Mon Apr 18 1977, 3:33 AM EST
Att: 10,911 - Unknown

AB: 48
R: 6
H: 11
RBI: 6
BB: 3
SO: 8
LOB: 12

Batter	1	2	3	4	5	6	7	8	9	AB	R	H	RBI	BB	SO	LOB	TOP					
Frank Taveras, R (1, 6) OBP: 0.289, SLG: 0.244	0-3 K		0-3 K		0-0 F9		0-3 K			4	0	0	0	0	3	2	Pittsburgh Pirates @ Montreal Expos Olympic Stadium, Montreal, QB Tue Apr 19 1977, 3:33 AM EST Att: 10,062 - Unknown					
Omar Moreno, L (1, 8) OBP: 0.229, SLG: 0.242	0-0 5-3		4-0 BB			0-0 6-3 1B		0-0 4-3		3	0	1	0	1	0	0						
Dave Parker, L (1, 9) OBP: 0.386, SLG: 0.524	0-0 F2		0-0 6-3			0-0 6-3 1B		0-0 G4-6-3 1B		4	0	1	0	0	0	2						
Al Oliver, L (1, 7) OBP: 0.185, SLG: 0.296		0-0 4-3		0-3 K		0-0 5-3		0-0 G4-6-3 1B		4	0	0	0	0	1	2						
Ed Kirkpatrick, L (1, 3) OBP: 0.357, SLG: 0.400		0-0 E3 1B		0-0 G1		4-0 BB		0-0 4-3		3	0	0	0	1	0	0						
Rennie Stennett, R (1, 4) OBP: 0.302, SLG: 0.385		0-0 S 1B		0-0 F9		0-0 G3		0-0 6-3		4	0	1	0	0	0	2						
Phil Garner, R (1, 5) OBP: 0.318, SLG: 0.368		0-0 P4 1-2			0-0 1-3		0-0 1-3		0-0 F9	4	0	0	0	0	0	2						
Duffy Dyer, R (1, 2) OBP: 0.308, SLG: 0.583	0-3 K				0-0 5-3					3	0	1	0	0	1	2						
Larry Demery, R (1, 1) OBP: 0.500, SLG: 0.500			0-0 G3		0-0 E5 1B		0-0 F8			2	0	1	0	0	0	0						
Terry Forster, L (6, 1)										0	0	0	0	0	0	0						
Tommy Helms, R (7, PH)										1	0	0	0	0	0	1						
Odell Jones, R (7, 1)										0	0	0	0	0	0	0						
Inning Stats	R: 0 E: 0 K: 1 S: 5	H: 0 LOB: 0 BB: 0 P: 5	R: 0 E: 1 K: 1 S: 7	H: 1 LOB: 2 BB: 0 P: 7	R: 0 E: 0 K: 1 S: 5	H: 0 LOB: 1 BB: 1 P: 9	R: 0 E: 0 K: 1 S: 5	H: 0 LOB: 0 BB: 0 P: 5	R: 0 E: 1 K: 0 S: 4	H: 1 LOB: 1 BB: 0 P: 4	R: 0 E: 0 K: 0 S: 4	H: 1 LOB: 2 BB: 1 P: 8	R: 0 E: 0 K: 1 S: 6	H: 1 LOB: 1 BB: 0 P: 6	R: 0 E: 0 K: 0 S: 3	H: 0 LOB: 0 BB: 0 P: 3	R: 0 E: 0 K: 0 S: 3	H: 0 LOB: 0 BB: 0 P: 3	1B: 4 2B: 1 3B: 0 HR: 0	SF: 0 SAC: 0 DP: 1 HBP: 0	WP: 0 PB: 0 SB: 2 CS: 0	PA: 34
PITCHER Don Stanhouse, R (1, 1) ERA: 4.5	IP: 9.0 WLS: W BF: 34 H: 5 R: 0 ER: 0 SO: 5 BB: 2 IBB: 0 HBP: 0 BLK: 0 WP: 0 HR: 0 S: 42 P: 50 ERA: 0.00 WHIP: 0.778																					

Batter	1	2	3	4	5	6	7	8	9	AB	R	H	RBI	BB	SO	LOB	BOTTOM			
Dave Cash, R (1, 4) OBP: 0.415, SLG: 0.487	0-0 1-3		0-0 G4-6-3 1-2			0-0 FC5 1B	0-0 5-3			4	1	1	0	0	0	2	Pittsburgh Pirates @ Montreal Expos Olympic Stadium, Montreal, QB Tue Apr 19 1977, 3:33 AM EST Att: 10,062 - Unknown			
Tim Foli, R (1, 6) OBP: 0.175, SLG: 0.275	0-0 5-3			0-0 F8		0-0 F8	0-0 F8			4	0	0	0	0	0	2				
Ellis Valentine, R (1, 9) OBP: 0.289, SLG: 0.618	0-0 5-3			0-0 4-3		0-0 FC5 1B 3B		0-0 HR		4	2	1	1	0	0	2				
Tony Perez, R (1, 3) OBP: 0.316, SLG: 0.500		0-0 G4-3 1B		0-0 1B		0-0 3B 1B		0-0 F8		4	1	3	1	0	0	0				
Larry Parrish, R (1, 5) OBP: 0.297, SLG: 0.265		0-0 G4-3 1-2		0-0 F7		4-0 3B 1B		0-3 K		3	1	0	0	1	1	2				
Warren Cromartie, L (1, 7) OBP: 0.389, SLG: 0.571		0-0 F8			0-0 F9	0-0 1B 3B		0-0 F8		4	1	1	3	0	0	0				
Gary Carter, R (1, 2) OBP: 0.371, SLG: 0.467			0-0 WP G3 1B		0-3 K	0-0 1B 3B				3	0	2	1	0	1	0				
Andre Dawson, R (1, 8) OBP: 0.222, SLG: 0.182			0-0 G3 1-2		0-0 F8	0-0 F9				3	0	0	0	0	0	2				
Don Stanhouse, R (1, 1) OBP: 0.500, SLG: 0.400			4-0 G4-6-3 2-3 BB			0-0 FC5 1B	0-3 K			2	0	1	0	1	1	0				
Inning Stats	R: 0 E: 0 K: 0 S: 3	H: 0 LOB: 0 BB: 0 P: 3	R: 0 E: 0 K: 0 S: 3	H: 1 LOB: 0 BB: 0 P: 3	R: 0 E: 0 K: 0 S: 3	H: 1 LOB: 1 BB: 1 P: 7	R: 0 E: 0 K: 0 S: 4	H: 1 LOB: 0 BB: 0 P: 4	R: 0 E: 0 K: 1 S: 5	H: 0 LOB: 0 BB: 0 P: 5	R: 5 E: 0 K: 0 S: 8	H: 5 LOB: 1 BB: 1 P: 12	R: 0 E: 0 K: 1 S: 5	H: 0 LOB: 0 BB: 0 P: 5	R: 1 E: 0 K: 1 S: 6	H: 1 LOB: 0 BB: 0 P: 6		1B: 7 2B: 0 3B: 1 HR: 1	SF: 0 SAC: 0 DP: 2 HBP: 0	WP: 1 PB: 0 SB: 0 CS: 0
PITCHER Larry Demery, R (1, 1) ERA: 6.3	IP: 5.2 WLS: L BF: 22 H: 6 R: 3 ER: 3 SO: 1 BB: 1 IBB: 0 HBP: 0 BLK: 0 WP: 1 HR: 0 S: 23 P: 27 ERA: 4.76 WHIP: 1.235																			
Terry Forster, L (6, 1) ERA: 16.2	0.1	4	2	2	2	0	0	1	0	0	0	3	7	54.00	6.000					
Odell Jones, R (7, 1) ERA: 2.84	2.0	7	1	1	1	2	0	0	0	0	1	11	11	4.50	0.500					



Batter	1	2	3	4	5	6	7	8	9	AB	R	H	RBI	BB	SO	LOB	TOP						
Miguel Dilone, S (1.8) OBP: 0.200, SLG: 0.158	4-0 S 4-3 BB		0-3 K		0-0 SH3-4	0-0 1-2 1B		0-0 4-3	3 1 1 0 1 1 0														
Frank Taveras, R (1.6) OBP: 0.260, SLG: 0.217	0-3 K		0-0 F9		0-0 F2	0-3 K		0-3 K	5 0 0 0 0 3 4														
Dave Parker, L (1.9) OBP: 0.408, SLG: 0.587	0-0 4-3		4-0 CS BB		0-0 HR		0-0 F9	0-0 1B	4 1 2 3 1 0 0														
Al Oliver, L (1.7) OBP: 0.188, SLG: 0.258	0-3 K		0-0 CS	0-0 5-3	0-0 1-3		4-0 G6-4-3 BB	0-0 F7	4 0 0 0 1 1 1														
Bill Robinson, R (1.3) OBP: 0.387, SLG: 0.571 Ed Kirkpatrick, L (6.3) OBP: 0.333, SLG: 0.364		0-0 1B 2B		0-0 P6		0-0 5-3 1B 1B	0-0 G6-4-3		3 2 2 0 0 0 0 1 0 0 0 0 0 1														
Rennie Stennett, R (1.4) OBP: 0.382, SLG: 0.476		0-0 SH3 2H 1B		0-0 HR	0-0 3B	0-0 5-3 1B		4-0 1-3 4-3 BB	3 2 3 1 1 0 0														
Phil Garner, R (1.5) OBP: 0.319, SLG: 0.439		0-0 SH3		0-0 HR		0-3 K		0-0 4-3	3 1 1 2 0 1 3								AB 33						
Duffy Dyer, R (1.2) OBP: 0.267, SLG: 0.500		0-0 L5		0-0 F9		0-0 5-3		0-0 1-3	4 0 0 0 0 0 4								R 8						
Jim Rooker, R (1.1) OBP: 0.375, SLG: 0.286 Rich Gossage, R (7.1) OBP: 0.500, SLG: 1.000 Grant Jackson, S (8.1) Kent Tekulve, R (8.1)		0-3 K		4-0 HR BB		0-0 E1 1B		0-0 4-3	2 1 1 1 1 1 1 1 0 0 0 0 0 1 0 0 0 0 0 0 0 0 0 0 0 0 0 0								H 10						
Inning Stats	R: 1 E: 0 K: 2 S: 7	H: 0 LOB: 0 BB: 1 P: 11	R: 1 E: 0 K: 1 S: 7	H: 2 LOB: 1 BB: 0 P: 7	R: 0 E: 0 K: 1 S: 4	H: 0 LOB: 0 BB: 1 P: 8	R: 2 E: 0 K: 0 S: 5	H: 2 LOB: 0 BB: 0 P: 5	R: 2 E: 0 K: 0 S: 4	H: 1 LOB: 0 BB: 1 P: 8	R: 2 E: 1 K: 2 S: 11	H: 4 LOB: 2 BB: 0 P: 11	R: 0 E: 0 K: 0 S: 2	H: 0 LOB: 0 BB: 1 P: 6	R: 0 E: 0 K: 0 S: 3	H: 0 LOB: 1 BB: 0 P: 7	R: 0 E: 0 K: 1 S: 6	H: 1 LOB: 1 BB: 0 P: 6	1B: 6 2B: 1 3B: 1 HR: 2	SF: 0 SAC: 2 DP: 1 HBP: 0	WP: 0 PB: 0 SB: 2 CS: 1	PA: 41	
PITCHER	IP WLS BF H R ER SO BB IBB HBP BLK WP HR S P ERA WHIP																						
Gerry Hannahs, L (1.1) ERA: 4.82	5.0 L 22 5 6 6 4 3 0 0 0 0 2 27 39 10.80 1.600																						
Jeff Terpko, R (6.1) ERA: 18.0	1.0 7 4 2 2 2 0 0 0 0 0 0 11 11 18.00 4.000																						
Dan Warthen, L (7.1) ERA: 6.0	1.0 3 0 0 0 0 1 0 0 0 0 0 2 6 0.00 1.000																						
Joe Kerrigan, R (8.1) ERA: 1.42	2.0 8 1 0 0 1 1 0 0 0 0 0 9 13 0.00 1.000																						

Pittsburgh Pirates @ Montreal Expos
Olympic Stadium, Montreal, QB
Wed Apr 20 1977, 3:33 AM EST
Att: 12,607 - Unknown

AB	33
R	8
H	10
RBI	7
BB	5
SO	7
LOB	15




Batter	1	2	3	4	5	6	7	8	9	AB	R	H	RBI	BB	SO	LOB	BOTTOM						
Dave Cash, R (1.4) OBP: 0.391, SLG: 0.442	4-0 PB BB		0-0 6-3		0-0 FC6-4		0-0 L4-3		0-0 1-3	4 0 0 0 1 0 2													
Tim Foli, R (1.6) OBP: 0.159, SLG: 0.250	0-3 K		0-0 6-3			0-0 F8		0-0 5-3	4 0 0 0 0 1 1														
Ellis Valentine, R (1.9) OBP: 0.286, SLG: 0.579	0-0 L8			0-0 F7		0-0 E6		0-0 HR 1B	4 1 1 0 0 0 1														
Tony Perez, R (1.3) OBP: 0.310, SLG: 0.550	0-3 K			0-0 F3		0-0 F9		0-0 HR 1B	4 1 1 2 0 1 2														
Larry Parrish, R (1.5) OBP: 0.317, SLG: 0.289		0-0 CS 1B		0-0 P4		0-0 P6		0-0 4-3 1B	4 0 2 0 0 0 1														
Warren Cromartie, L (1.7) OBP: 0.375, SLG: 0.538	0-3 K				0-0 G3		0-0 HR 1B	0-0 4-3	4 1 1 0 0 1 2														
Gary Carter, R (1.2) OBP: 0.410, SLG: 0.765					0-0 HR		0-0 HR 1B	0-0 5-3	4 3 3 4 0 0 1								AB 35						
Andre Dawson, R (1.8) OBP: 0.225, SLG: 0.189		0-0 6-3			0-0 FC6-4 1B		0-0 1-3		4 0 1 0 0 0 0								R 6						
Gerry Hannahs, L (1.1) Pete Mackanin, R (5. PH) Jeff Terpko, R (6.1) Dan Warthen, S (7.1) Mike Jorgensen, L (7. PH) Joe Kerrigan, R (8.1) Del Unser, L (8. PH)			0-3 K		0-0 P4		4-0 L4-3 BB		0-3 K	1 0 0 0 0 1 0 1 0 0 0 0 0 1 0 0 0 0 0 0 0 0 0 0 0 0 1 0 0 0 0 0 0 0 0 1 0 0 0 0 0 1 0								H 9					
Inning Stats	R: 0 E: 0 K: 2 S: 7	H: 0 LOB: 1 BB: 1 P: 11	R: 1 E: 0 K: 1 S: 6	H: 2 LOB: 0 BB: 0 P: 6	R: 0 E: 0 K: 1 S: 5	H: 0 LOB: 0 BB: 0 P: 5	R: 0 E: 0 K: 0 S: 3	H: 0 LOB: 0 BB: 0 P: 3	R: 1 E: 0 K: 0 S: 5	H: 2 LOB: 1 BB: 0 P: 5	R: 0 E: 1 K: 0 S: 4	H: 0 LOB: 1 BB: 0 P: 4	R: 2 E: 0 K: 0 S: 4	H: 2 LOB: 2 BB: 1 P: 8	R: 2 E: 0 K: 0 S: 6	H: 3 LOB: 1 BB: 0 P: 6	R: 0 E: 0 K: 1 S: 5	H: 0 LOB: 0 BB: 0 P: 5	1B: 5 2B: 2 3B: 0 HR: 4	SF: 0 SAC: 0 DP: 2 HBP: 0	WP: 0 PB: 2 SB: 0 CS: 1	PA: 37	
PITCHER	IP WLS BF H R ER SO BB IBB HBP BLK WP HR S P ERA WHIP																						
Jim Rooker, L (1.1) ERA: 5.82	6.0 W 25 6 4 4 4 1 0 0 0 0 3 32 36 6.00 1.167																						
Rich Gossage, R (7.1) ERA: 1.5	1.1 7 3 2 2 0 1 0 0 0 0 0 1 6 10 13.50 3.000																						
Grant Jackson, L (8.1) ERA: 1.42	0.1 1 0 0 0 0 0 0 0 0 0 0 1 1 0.00 0.000																						
Kent Tekulve, R (8.1) ERA:	1.1 S 4 0 0 0 1 0 0 0 0 0 0 6 6 0.00 0.000																						

Pittsburgh Pirates @ Montreal Expos
Olympic Stadium, Montreal, QB
Wed Apr 20 1977, 3:33 AM EST
Att: 12,607 - Unknown

AB	35
R	6
H	9
RBI	6
BB	2
SO	5
LOB	11



Batter	1	2	3	4	5	6	7	8	9	10	AB	R	H	RBI	BB	SO	LOB	TOP									
Derrel Thomas, S OBP: 0.250, SLG: 0.263 (1.6)											4	0	1	0	1	1	0	San Francisco Giants @ Montreal Expos Olympic Stadium, Montreal, QB Fri Apr 22 1977, 3:33 AM EST Att: 10,358 - Unknown									
Rob Andrews, R OBP: 0.320, SLG: 0.279 (1.4)											4	0	0	0	0	0	1										
Bill Madlock, R OBP: 0.321, SLG: 0.471 (1.5)											4	0	0	0	0	0	2										
Darrell Evans, L OBP: 0.447, SLG: 0.618 (10.3)											4	1	2	0	1	1	1										
Willie McCovey, L OBP: 0.399, SLG: 0.605 Gary Lavelle, S (10.1)											5	1	2	2	0	1	3										
Jack Clark, R OBP: 0.333, SLG: 0.448 (1.9)											4	0	2	0	0	2	1										
Gary Thomasson, L OBP: 0.378, SLG: 0.500 (10.7)											4	0	1	0	0	1	3										
Mike Sadek, R OBP: 0.214, SLG: 0.154 Randy Elliott, R OBP: 0.119, SLG: 0.063 Marc Hill, R OBP: 0.367, SLG: 0.357 (7.2)											2	0	0	0	0	0	1										
Lynn McGlothen, L OBP: 0.222, SLG: 0.493 Terry Whiffle, L OBP: 0.222, SLG: 0.493 Charlie Williams, R OBP: 0.222, SLG: 0.493 Chris Speier, R OBP: 0.222, SLG: 0.493 Randy Moffitt, R OBP: 0.222, SLG: 0.493 Larry Herndon, R OBP: 0.222, SLG: 0.493 (10.9)											1	0	0	0	0	0	0										
Inning Stats	R: 0 E: 0 K: 1 S: 5	H: 0 LOB: 0 BB: 0 P: 5	R: 0 E: 0 K: 2 S: 8	H: 2 LOB: 1 BB: 0 P: 8	R: 0 E: 0 K: 1 S: 6	H: 1 LOB: 1 BB: 0 P: 6	R: 0 E: 0 K: 0 S: 3	H: 0 LOB: 0 BB: 0 P: 3	R: 0 E: 0 K: 1 S: 5	H: 1 LOB: 1 BB: 0 P: 4	R: 0 E: 0 K: 0 S: 4	H: 0 LOB: 0 BB: 0 P: 6	R: 0 E: 0 K: 0 S: 5	H: 1 LOB: 1 BB: 0 P: 4	R: 0 E: 0 K: 0 S: 3	H: 0 LOB: 0 BB: 0 P: 3	R: 2 E: 0 K: 1 S: 8		H: 3 LOB: 1 BB: 0 P: 8	R: 0 E: 1 K: 1 S: 6	H: 0 LOB: 3 BB: 2 P: 14	1B: 6 2B: 1 3B: 0 HR: 1	SF: 0 SAC: 0 DP: 0 HBP: 1	WP: 0 PB: 0 SB: 0 CS: 0	PA: 41		
PITCHER	IP	WLS	BF	H	R	ER	SO	BB	IBB	HBP	BLK	WP	HR	S	P	ERA	WHIP										
Steve Rogers, R ERA: 1.35 (1.1)	7.0		26	5	0	0	5	0	0	0	0	0	0	35	36	0.00	0.714										
Will McEnaney, L ERA: 4.82 (8.1)	2.0		9	3	2	2	1	0	0	0	0	0	1	11	11	9.00	1.500										
Bill Atkinson, R ERA: (10.1)	0.2		4	0	0	0	0	1	0	0	0	0	0	3	7	0.00	1.500										
Dan Warthen, L ERA: 5.4 (10.1)	0.1	W	2	0	0	0	1	1	0	0	0	0	0	3	7	0.00	3.000										
Batter	1	2	3	4	5	6	7	8	9	10	AB	R	H	RBI	BB	SO	LOB	BOTTOM									
Dave Cash, R OBP: 0.431, SLG: 0.457 (1.4)											3	0	2	1	2	0	0	San Francisco Giants @ Montreal Expos Olympic Stadium, Montreal, QB Fri Apr 22 1977, 3:33 AM EST Att: 10,358 - Unknown									
Tim Foli, R OBP: 0.143, SLG: 0.224 (1.6)											5	0	0	0	0	0	8										
Ellis Valentine, R OBP: 0.319, SLG: 0.595 (1.9)											4	0	2	0	1	0	0										
Tony Perez, R OBP: 0.298, SLG: 0.500 (1.3)											4	1	0	0	1	2	2										
Larry Parrish, R OBP: 0.263, SLG: 0.256 (1.5)											5	0	0	0	0	0	4										
Warren Cromartie, L OBP: 0.341, SLG: 0.488 Jose Morales, R (10. PH)											4	0	0	0	0	0	1										
Gary Carter, R OBP: 0.455, SLG: 0.784 (1.2)											3	2	2	0	1	0	0										
Andre Dawson, R OBP: 0.267, SLG: 0.220 (1.8)											4	0	2	1	1	0	1										
Steve Rogers, R ERA: 5.14 Mike Jorgensen, L ERA: 3.95 Will McEnaney, L ERA: 4.82 Del Unser, L ERA: 2.49 Bill Atkinson, L OBP: 0.100, SLG: 1.000 Dan Warthen, S (10.1)											2	0	0	0	0	0	2										
Inning Stats	R: 0 E: 0 K: 0 S: 3	H: 0 LOB: 0 BB: 0 P: 3	R: 0 E: 0 K: 0 S: 3	H: 0 LOB: 0 BB: 0 P: 3	R: 1 E: 0 K: 0 S: 5	H: 2 LOB: 1 BB: 0 P: 5	R: 0 E: 0 K: 1 S: 5	H: 0 LOB: 0 BB: 0 P: 5	R: 1 E: 1 K: 0 S: 4	H: 1 LOB: 2 BB: 2 P: 12	R: 0 E: 0 K: 0 S: 4	H: 1 LOB: 1 BB: 0 P: 4	R: 0 E: 0 K: 1 S: 5	H: 0 LOB: 2 BB: 2 P: 13	R: 0 E: 0 K: 1 S: 4	H: 0 LOB: 0 BB: 1 P: 8	R: 0 E: 0 K: 1 S: 7		H: 2 LOB: 3 BB: 0 P: 8	R: 1 E: 0 K: 0 S: 4	H: 2 LOB: 3 BB: 2 P: 12	1B: 6 2B: 2 3B: 0 HR: 0	SF: 0 SAC: 0 DP: 0 HBP: 1	WP: 1 PB: 0 SB: 1 CS: 1	PA: 44		
PITCHER	IP	WLS	BF	H	R	ER	SO	BB	IBB	HBP	BLK	WP	HR	S	P	ERA	WHIP										
Lynn McGlothen, R ERA: 5.14 (1.1)	4.0		14	2	1	1	1	0	0	0	0	0	0	16	16	2.25	0.500										
Charlie Williams, R ERA: 3.95 (8.1)	3.0		15	2	1	1	1	3	1	0	0	1	0	13	29	3.00	1.667										
Randy Moffitt, R ERA: 2.49 (8.1)	2.0		9	2	0	0	2	1	0	1	0	0	0	11	16	0.00	1.500										
Gary Lavelle, L ERA: 1.23 (10.1)	0.2	L	6	2	1	1	0	0	2	0	0	0	0	4	12	13.50	3.000										



AB	37
R	2
H	8
RBI	2
BB	2
SO	7
LOB	15

AB	36
R	3
H	8
RBI	2
BB	7
SO	4
LOB	22

WP	0	PA	41
PB	0		
SB	0		
CS	0		

WP	1	PA	44
PB	0		
SB	1		
CS	1		

livebaseballs.com

Batter	1	2	3	4	5	6	7	8	9	AB	R	H	RBI	BB	SO	LOB	TOP										
Derrel Thomas, S (1, 6) OBP: 0.280, SLG: 0.227										3	1	0	0	2	1	3											
Rob Andrews, R (1, 4) OBP: 0.205, SLG: 0.255										4	1	0	0	1	2	5											
Bill Madlock, R (1, 5) OBP: 0.328, SLG: 0.455										4	1	1	1	1	0	1											
Darrell Evans, L (1, 7) OBP: 0.465, SLG: 0.605										4	0	2	1	1	0	1											
Larry Herndon, R (9, 8) OBP: 0.296, SLG: 0.524										0	0	0	0	0	0	0											
Willie McCovey, L (1, 3) OBP: 0.377, SLG: 0.596										4	0	1	1	0	1	3											
Jack Clark, R (1, 9) OBP: 0.324, SLG: 0.424										4	0	1	0	0	0	1											
Gary Thomasson, L (1, 8) OBP: 0.390, SLG: 0.568										3	1	1	1	1	0	2											
Mike Sadek, R (1, 2) OBP: 0.278, SLG: 0.188										3	0	1	0	1	0	2											
John Montefusco, R (1, 1) OBP: 0.250, SLG: 0.182										3	0	1	0	1	2	1											
Inning Stats	R: 2 E: 0 K: 1 S: 7	H: 2 LOB: 1 BB: 1 P: 11	R: 1 E: 0 K: 2 S: 8	H: 1 LOB: 0 BB: 0 P: 8	R: 1 E: 0 K: 1 S: 7	H: 2 LOB: 2 BB: 1 P: 11	R: 0 E: 0 K: 1 S: 6	H: 1 LOB: 1 BB: 0 P: 6	R: 0 E: 0 K: 0 S: 2	H: 0 LOB: 0 BB: 1 P: 6	R: 0 E: 0 K: 0 S: 2	H: 0 LOB: 0 BB: 1 P: 6	R: 0 E: 1 K: 0 S: 4	H: 1 LOB: 2 BB: 1 P: 8	R: 0 E: 0 K: 1 S: 5	H: 0 LOB: 0 BB: 0 P: 5	1B: 6 2B: 1 3B: 0 HR: 1	SF: 0 SAC: 0 DP: 2 HBP: 0	WP: 0 PB: 0 SB: 3 CS: 1	PA: 40							
PITCHER	IP	WLS	BF	H	R	ER	SO	BB	IBB	HBP	BLK	WP	HR	S	P	ERA	WHIP										
Jackie Brown, R (1, 1) ERA: 3.83	2.1	L	13	4	4	4	3	2	0	0	0	0	1	17	25	15.43	2.571										
Jeff Terpko, R (3, 1) ERA: 4.91	2.2	10	3	0	0	2	1	0	0	0	0	0	0	13	17	0.00	1.500										
Dan Warthen, L (6, 1) ERA: 3.38	2.0	9	0	0	0	0	4	0	0	0	0	0	0	5	21	0.00	2.000										
Joe Kerrigan, R (8, 1) ERA: 1.08	2.0	8	1	0	0	1	1	0	0	0	0	0	0	9	13	0.00	1.000										

San Francisco Giants @ Montreal Expos
Olympic Stadium, Montreal, QB
Sat Apr 23 1977, 3:33 AM EST
Att: 19,377 - Unknown

AB	32
R	4
H	8
RBI	4
BB	8
SO	6
LOB	19



Batter	1	2	3	4	5	6	7	8	9	AB	R	H	RBI	BB	SO	LOB	BOTTOM										
Dave Cash, R (1, 4) OBP: 0.418, SLG: 0.460										4	0	1	0	0	0	1											
Tim Foli, R (1, 6) OBP: 0.170, SLG: 0.283										4	0	2	0	0	0	1											
Ellis Valentine, R (1, 9) OBP: 0.333, SLG: 0.587										4	0	2	0	0	0	2											
Tony Perez, R (1, 3) OBP: 0.275, SLG: 0.468										3	0	0	1	0	1	2											
Larry Parrish, R (1, 5) OBP: 0.280, SLG: 0.255										4	0	1	0	0	0	1											
Warren Cromartie, L (1, 7) OBP: 0.333, SLG: 0.469										4	0	1	0	0	0	1											
Gary Carter, R (1, 2) OBP: 0.436, SLG: 0.725										3	0	0	0	1	1	1											
Andre Dawson, R (1, 8) OBP: 0.265, SLG: 0.244										4	1	1	0	0	0	1											
Jackie Brown, R (1, 1) Jeff Terpko, R (3, 1) Mike Jorgensen, L (5, PH) Dan Warthen, S (6, 1) Jose Morales, R (7, PH) Joe Kerrigan, R (8, 1) Wayne Garrett, L (9, PH)										0	0	0	0	0	0	0											
Inning Stats	R: 0 E: 0 K: 1 S: 6	H: 1 LOB: 1 BB: 0 P: 6	R: 0 E: 0 K: 0 S: 3	H: 0 LOB: 1 BB: 1 P: 7	R: 0 E: 0 K: 1 S: 6	H: 1 LOB: 1 BB: 0 P: 6	R: 0 E: 0 K: 0 S: 4	H: 1 LOB: 1 BB: 0 P: 4	R: 0 E: 0 K: 0 S: 5	H: 0 LOB: 0 BB: 0 P: 5	R: 0 E: 0 K: 0 S: 4	H: 1 LOB: 1 BB: 0 P: 4	R: 1 E: 0 K: 0 S: 5	H: 2 LOB: 1 BB: 0 P: 5	R: 1 E: 0 K: 0 S: 5	H: 3 LOB: 1 BB: 0 P: 5	R: 0 E: 0 K: 2 S: 7	H: 0 LOB: 0 BB: 0 P: 7	1B: 4 2B: 5 3B: 0 HR: 0	SF: 1 SAC: 0 DP: 0 HBP: 0	WP: 0 PB: 0 SB: 0 CS: 0	PA: 36					
PITCHER	IP	WLS	BF	H	R	ER	SO	BB	IBB	HBP	BLK	WP	HR	S	P	ERA	WHIP										
John Montefusco, R (1, 1) ERA: 2.1	9.0	W	36	9	2	2	5	1	0	0	0	0	0	45	49	2.00	1.111										

San Francisco Giants @ Montreal Expos
Olympic Stadium, Montreal, QB
Sat Apr 23 1977, 3:33 AM EST
Att: 19,377 - Unknown

AB	34
R	1
H	9
RBI	2
BB	1
SO	5
LOB	10




Batter	1	2	3	4	5	6	7	8	9	AB	R	H	RBI	BB	SO	LOB	TOP							
Dave Cash, R OBP: 0.391, SLG: 0.424 (1, 4)	0-0 SH5-3 1B		0-0 5-3		0-0 6-3			0-0 F9		4	0	1	0	0	0	1								
Pepe Frias, R (1, 6)	0-0 SH5-3 1-2		0-0 E3 HR		0-0 F9			0-3 K		3	1	0	0	0	1	0								
Ellis Valentine, R OBP: 0.345, SLG: 0.640 (1, 9)	0-0 6-3		0-0 HR		0-0 6-3			0-0 1B		4	1	2	2	0	0	1								
Tony Perez, R OBP: 0.271, SLG: 0.455 (1, 3)	0-3 K		0-0 F8		0-3 K			0-0 5-3		4	0	0	0	0	2	2								
Larry Parrish, R OBP: 0.276, SLG: 0.255 (1, 5)		0-0 F8		0-0 F8				0-0 4-3		4	0	0	0	0	0	0								
Gary Carter, R OBP: 0.393, SLG: 0.617 (1, 2)		0-3 K		0-0 5-3				0-0 F9		4	0	0	0	0	2	0								
Warren Cromartie, L OBP: 0.316, SLG: 0.454 (1, 7)		0-0 G3		0-0 FC5-4 1B				0-0 6-3		4	0	1	0	0	0	0								
Andre Dawson, R OBP: 0.286, SLG: 0.260 (1, 8)			0-0 SH5-4 E 1B		0-0 FC5-4 1-2			4-0 BB		2	1	1	0	1	0	1								
Steve Rogers, R (1, 1)			0-0 SH5-4 1-2		0-0 P3			0-0 F9		2	0	0	0	0	0	1								
Inning Stats	R: 0 E: 0 K: 1 S: 6	H: 1 LOB: 1 BB: 0 P: 6	R: 0 E: 0 K: 1 S: 5	H: 0 LOB: 0 BB: 0 P: 5	R: 3 E: 1 K: 0 S: 6	H: 2 LOB: 0 BB: 0 P: 6	R: 0 E: 0 K: 0 S: 4	H: 1 LOB: 1 BB: 0 P: 4	R: 0 E: 0 K: 0 S: 3	H: 0 LOB: 0 BB: 0 P: 3	R: 0 E: 0 K: 1 S: 5	H: 0 LOB: 0 BB: 0 P: 5	R: 0 E: 0 K: 0 S: 3	H: 0 LOB: 1 BB: 1 P: 7	R: 0 E: 0 K: 1 S: 6	H: 1 LOB: 1 BB: 0 P: 6	R: 0 E: 0 K: 1 S: 5	H: 0 LOB: 0 BB: 0 P: 5	1B: 4 2B: 0 3B: 0 HR: 1	SF: 0 SAC: 2 DP: 0 HBP: 0	WP: 0 PB: 0 SB: 0 CS: 0	PA: 34		
PITCHER	IP	WLS	BF	H	R	ER	SO	BB	IBB	HBP	BLK	WP	HR	S	P	ERA	WHIP							
Jerry Koosman, L ERA: 2.73 (1, 1)	8.0	L	31	5	3	0	4	1	0	0	0	0	1	38	42	0.00	0.750							
Nino Espinosa, R ERA: 2.66 (9, 1)	1.0		3	0	0	0	1	0	0	0	0	0	0	5	5	0.00	0.000							

Montreal Expos @ New York Mets
Shea Stadium, Flushing, NY
Wed Apr 27 1977, 7:05 PM EDT
Att: 7,441 - Unknown

livebaseballscores.com

AB 31
R 3
H 5
RBI 2
BB 1
SO 5
LOB 6




Batter	1	2	3	4	5	6	7	8	9	AB	R	H	RBI	BB	SO	LOB	BOTTOM							
Lee Mazzilli, S OBP: 0.317, SLG: 0.222 (1, 8)	0-3 K		0-0 4-3		0-0 4-3			0-0 4-3		4	0	0	0	0	1	0								
Felix Milten, R OBP: 0.268, SLG: 0.283 (1, 4)	0-0 1B 2B		0-0 E 1B		0-0 6-3			0-0 BB 1B		4	1	3	0	0	0	0								
Bruce Boisclair, L OBP: 0.406, SLG: 0.536 (1, 7)	0-3 K		0-3 K 1-2		0-3 K			4-0 BB 1-2 BB		3	0	0	0	1	3	2								
Dave Kingman, R OBP: 0.333, SLG: 0.525 (1, 3)	0-0 S 2H 1B		0-3 K		0-0 F7			0-0 P6		4	0	1	1	0	1	3								
Ed Kranepool, L OBP: 0.327, SLG: 0.531 (1, 9)	0-0 6-3 1-2		0-0 1-3		0-0 3-1			0-0 6-3		4	0	0	0	0	0	1								
John Stearns, R OBP: 0.250, SLG: 0.289 (1, 2)		4-0 BB		4-0 G4-3 BB				0-3 K		2	0	0	0	2	1	0								
Roy Staiger, R OBP: 0.267, SLG: 0.333 (1, 5)		0-3 K		0-0 G4-3 1-2				0-0 1B		4	1	2	0	0	1	2								
Bud Harrelson, S OBP: 0.220, SLG: 0.111 Mike Phillips, L OBP: 0.206, SLG: 0.217 (7, PH) (8, 6)		0-0 F5		0-0 F7				0-0 F2		2	0	0	0	0	0	1								
Jerry Koosman, R OBP: 0.091, SLG: 0.100 John Milner, L OBP: 0.200, SLG: 0.348 Nino Espinosa, R Joe Torre, R OBP: 0.333, SLG: 0.571 (8, PH) (9, PH)		0-3 K		0-0 3-1				0-0 F7		2	0	0	0	0	1	1								
Inning Stats	R: 1 E: 0 K: 2 S: 9	H: 2 LOB: 1 BB: 0 P: 9	R: 0 E: 0 K: 2 S: 7	H: 0 LOB: 1 BB: 1 P: 11	R: 0 E: 1 K: 2 S: 8	H: 1 LOB: 1 BB: 0 P: 8	R: 0 E: 0 K: 0 S: 2	H: 0 LOB: 0 BB: 1 P: 6	R: 0 E: 0 K: 0 S: 3	H: 0 LOB: 0 BB: 0 P: 3	R: 0 E: 0 K: 1 S: 5	H: 0 LOB: 0 BB: 0 P: 5	R: 0 E: 0 K: 1 S: 6	H: 1 LOB: 1 BB: 0 P: 6	R: 0 E: 0 K: 0 S: 4	H: 1 LOB: 2 BB: 1 P: 8	R: 1 E: 1 K: 1 S: 7	H: 1 LOB: 1 BB: 0 P: 7	1B: 4 2B: 2 3B: 0 HR: 0	SF: 0 SAC: 0 DP: 1 HBP: 0	WP: 0 PB: 0 SB: 1 CS: 0	PA: 36		
PITCHER	IP	WLS	BF	H	R	ER	SO	BB	IBB	HBP	BLK	WP	HR	S	P	ERA	WHIP							
Steve Rogers, R ERA: 1.26 (1, 1)	9.0	W	36	6	2	1	9	3	0	0	0	0	0	51	63	1.00	1.000							

Montreal Expos @ New York Mets
Shea Stadium, Flushing, NY
Wed Apr 27 1977, 7:05 PM EDT
Att: 7,441 - Unknown

livebaseballscores.com

AB 33
R 2
H 6
RBI 1
BB 3
SO 9
LOB 12



Batter	1	2	3	4	5	6	7	8	9	AB	R	H	RBI	BB	SO	LOB	TOP										
Dave Cash, R OBP: 0.388, SLG: 0.433 (1,4)										4	1	2	1	0	0	1	Montreal Expos @ Los Angeles Dodgers Dodger Stadium, Los Angeles, CA Sat Apr 30 1977, 7:05 PM PDT Att: 45,024 - Unknown livebaseballscorecards.com										
Chris Speier, R OBP: 0.200, SLG: 0.240 (1,6)										4	0	0	1	0	0	1											
Warren Cromartie, L OBP: 0.309, SLG: 0.453 (1,9)										4	1	1	0	0	0	1											
Tony Perez, R OBP: 0.299, SLG: 0.508 (1,3)										4	1	2	2	0	0	0											
Larry Parrish, R OBP: 0.246, SLG: 0.226 (1,5)										4	0	0	0	0	1	1											
Del Unser, L OBP: 0.200, SLG: 0.222 (1,8)										4	0	0	0	0	0	1											
Gary Carter, R OBP: 0.406, SLG: 0.618 (1,2)										4	0	3	0	0	1	0											
Andre Dawson, R OBP: 0.270, SLG: 0.263 (1,7)										3	1	1	0	0	0	2											
Gerry Hannahs, L (1,1)										1	0	0	0	0	1	1											
Mike Jorgensen, L (8,PH)										1	0	0	0	0	0	0											
Will McEnaney, L (8,1)										0	0	0	0	0	0	0											
Inning Stats	R: 1 E: 0 K: 0 S: 4	H: 1 LOB: 0 BB: 0 P: 4	R: 0 E: 0 K: 1 S: 5	H: 0 LOB: 0 BB: 0 P: 5	R: 1 E: 0 K: 0 S: 5	H: 2 LOB: 1 BB: 0 P: 5	R: 0 E: 0 K: 1 S: 5	H: 1 LOB: 0 BB: 0 P: 5	R: 0 E: 0 K: 0 S: 3	H: 0 LOB: 0 BB: 0 P: 3	R: 0 E: 0 K: 0 S: 4	H: 1 LOB: 1 BB: 0 P: 4	R: 0 E: 0 K: 0 S: 3	H: 0 LOB: 0 BB: 0 P: 3	R: 2 E: 0 K: 0 S: 6	H: 3 LOB: 1 BB: 0 P: 6	1B: 5 2B: 3 3B: 0 HR: 1	SF: 0 SAC: 2 DP: 1 HBP: 0	WP: 0 PB: 0 SB: 1 CS: 0	PA: 35							
PITCHER	IP	WLS	BF	H	R	ER	SO	BB	IBB	HBP	BLK	WP	HR	S	P	ERA	WHIP										
Rick Rhoden, R ERA: 4.85 (1,1)	8.0	W	31	8	4	3	3	0	0	0	0	0	1	37	37	3.38	1.000										
Charlie Hough, R ERA: 1.61 (9,1)	1.0	S	4	1	0	0	0	0	0	0	0	0	0	4	4	0.00	1.000										

Batter	1	2	3	4	5	6	7	8	9	AB	R	H	RBI	BB	SO	LOB	BOTTOM										
Davey Lopes, R OBP: 0.385, SLG: 0.410 (1,4)										4	1	2	0	0	0	1	Montreal Expos @ Los Angeles Dodgers Dodger Stadium, Los Angeles, CA Sat Apr 30 1977, 7:05 PM PDT Att: 45,024 - Unknown livebaseballscorecards.com										
Bill Russell, R OBP: 0.337, SLG: 0.415 (1,6)										4	1	2	1	0	0	1											
Lee Lacy, R OBP: 0.375, SLG: 0.688 (1,9)										4	1	1	0	0	0	2											
Ron Cey, R OBP: 0.543, SLG: 0.890 (1,5)										2	1	1	1	2	1	0											
Steve Garvey, R OBP: 0.281, SLG: 0.518 (1,3)										4	1	0	0	0	0	5											
Rick Monday, L OBP: 0.398, SLG: 0.458 (1,8)										4	1	1	2	0	1	1											
Dusty Baker Jr., R OBP: 0.351, SLG: 0.441 (1,7)										3	0	1	0	0	0	1											
John Hale, L OBP: 0.316, SLG: 0.353 (8,9)										1	0	0	0	0	1	0											
Steve Yeager, R OBP: 0.486, SLG: 0.632 (1,2)										4	0	2	1	0	0	1											
Rick Rhoden, R OBP: 0.231, SLG: 0.308 (1,1)										4	0	1	0	0	0	3											
Charlie Hough, R OBP: 0.290, SLG: 0.571 (9,1)										0	0	0	0	0	0	0											
Inning Stats	R: 1 E: 1 K: 1 S: 6	H: 2 LOB: 0 BB: 0 P: 6	R: 0 E: 0 K: 0 S: 4	H: 1 LOB: 0 BB: 0 P: 4	R: 0 E: 0 K: 0 S: 3	H: 1 LOB: 0 BB: 0 P: 3	R: 2 E: 2 K: 0 S: 6	H: 2 LOB: 2 BB: 1 P: 10	R: 2 E: 1 K: 0 S: 5	H: 2 LOB: 1 BB: 1 P: 9	R: 0 E: 0 K: 0 S: 4	H: 1 LOB: 1 BB: 0 P: 4	R: 1 E: 0 K: 0 S: 4	H: 1 LOB: 0 BB: 0 P: 4	R: 0 E: 0 K: 2 S: 8	H: 1 LOB: 1 BB: 0 P: 8	1B: 8 2B: 3 3B: 0 HR: 1	SF: 0 SAC: 0 DP: 1 HBP: 0	WP: 2 PB: 0 SB: 0 CS: 2	PA: 36							
PITCHER	IP	WLS	BF	H	R	ER	SO	BB	IBB	HBP	BLK	WP	HR	S	P	ERA	WHIP										
Gerry Hannahs, L ERA: 3.86 (1,1)	7.0	L	32	10	6	1	1	2	0	0	0	0	0	32	40	1.29	1.714										
Will McEnaney, L ERA: 4.05 (8,1)	1.0		4	1	0	0	2	0	0	0	0	0	0	8	8	0.00	1.000										

Batter	1	2	3	4	5	6	7	8	9	AB	R	H	RBI	BB	SO	LOB	TOP								
Dave Cash, R OBP: 0.364, SLG: 0.403 (1, 4)	0-0 1-3			0-3 K	0-0 1-5-3		0-0 6-3		0-0 4-3	5	0	0	0	0	1	2									
Chris Speier, R OBP: 0.241, SLG: 0.345 (1, 6)	0-0 6-3			0-0 G4-6-3 1B		0-0 HR 3B		0-0 6-3		4	1	2	0	0	0	0									
Warren Cromartie, L OBP: 0.304, SLG: 0.441 (1, 9)	0-0 4-3			0-0 G4-6-3 1-2		0-3 K		0-0 F8 BB 1B		4	0	1	0	0	1	2									
Tony Perez, R OBP: 0.338, SLG: 0.523 (1, 3)																									
Larry Parrish, R OBP: 0.232, SLG: 0.212 (1, 5)																									
Del Unser, L OBP: 0.250, SLG: 0.545 (8, PH) Jose Morales, R OBP: 0.167, SLG: 0.167 (8, 8) Sam Mejias, R (8, 8)																									
Gary Carter, R OBP: 0.412, SLG: 0.712 (1, 2)																									
Andre Dawson, R OBP: 0.269, SLG: 0.279 (1, 7)																									
Steve Rogers, R OBP: 0.077, SLG: 0.077 (1, 1)																									
Inning Stats	R: 0 E: 0 K: 0 S: 3	H: 0 LOB: 0 BB: 0 P: 3	R: 0 E: 0 K: 0 S: 3	H: 1 LOB: 0 BB: 0 P: 3	R: 0 E: 0 K: 0 S: 3	H: 0 LOB: 0 BB: 0 P: 3	R: 0 E: 0 K: 1 S: 5	H: 1 LOB: 0 BB: 0 P: 5	R: 2 E: 0 K: 0 S: 7	H: 4 LOB: 2 BB: 0 P: 7	R: 3 E: 0 K: 2 S: 9	H: 2 LOB: 0 BB: 1 P: 13	R: 0 E: 0 K: 2 S: 7	H: 0 LOB: 0 BB: 0 P: 7	R: 0 E: 0 K: 0 S: 4	H: 1 LOB: 2 BB: 1 P: 8	R: 1 E: 0 K: 1 S: 6	H: 1 LOB: 0 BB: 0 P: 6	1B: 5 2B: 1 3B: 1 HR: 3	SF: 0 SAC: 1 DP: 2 HBP: 0	WP: 0 PB: 0 CS: 2	PA: 37			
PITCHER	IP	WLS	BF	H	R	ER	SO	BB	IBB	HBP	BLK	WP	HR	S	P	ERA	WHIP								
Don Sutton, R ERA: 1.42 (1, 1)	5.0		19	6	2	2	1	0	0	0	0	0	1	21	21	3.60	1.200								
Elias Sosa, R ERA: 7.71 (6, 1)	2.2	L	13	3	3	3	4	1	1	0	0	0	1	19	27	10.12	1.500								
Al Downing, L ERA: 2.08 (8, 1)	0.1		1	0	0	0	0	0	0	0	0	0	0	1	1	0.00	0.000								
Mike Garman, R ERA: 5.4 (9, 1)	1.0		4	1	1	1	1	0	0	0	0	0	1	6	6	9.00	1.000								

Montreal Expos @ Los Angeles Dodgers
Dodger Stadium, Los Angeles, CA
 Sun May 01 1977, 3:33 AM PDT
 Att: 35,353 - Unknown

AB	34
R	6
H	10
RBI	6
BB	2
SO	6
LOB	12



Batter	1	2	3	4	5	6	7	8	9	AB	R	H	RBI	BB	SO	LOB	BOTTOM								
Davey Lopes, R OBP: 0.380, SLG: 0.414 (1, 4)	0-0 2B		0-0 6-3		0-0 F8			0-0 F9		4	0	1	0	0	0	2									
Bill Russell, R OBP: 0.333, SLG: 0.408 (1, 6)	0-0 5-3			0-0 CS 1B		0-0 L5		0-0 F8		4	0	1	0	0	0	2									
John Hale, L OBP: 0.316, SLG: 0.316 (6, PH) Reggie Smith, S OBP: 0.474, SLG: 0.639 (8, PR) Ted Martinez, R (8, PR) Mike Garman, R (9, 1)	0-3 K			0-3 K 1-2		4-0 FC6-4 BB		4-0 BB 1-2		2	0	0	0	1	2	2									
Ron Cey, R OBP: 0.520, SLG: 0.844 (1, 5)	0-0 F5			0-0 6-3		0-0 FC6-4 1-2		0-3 K		4	0	0	0	0	1	4									
Steve Garvey, R OBP: 0.280, SLG: 0.506 (1, 3)																									
Rick Monday, L OBP: 0.391, SLG: 0.440 (1, 8)																									
Dusty Baker Jr., R OBP: 0.346, SLG: 0.444 (1, 7)																									
Steve Yeager, R OBP: 0.486, SLG: 0.639 (1, 2)																									
Don Sutton, R Ed Gooden, L Elias Sosa, R Al Downing, R Lee Lacy, R OBP: 0.388, SLG: 0.667 (9, 9)																									
Inning Stats	R: 0 E: 0 K: 1 S: 6	H: 1 LOB: 1 BB: 0 P: 6	R: 0 E: 0 K: 1 S: 5	H: 0 LOB: 0 BB: 0 P: 5	R: 0 E: 0 K: 1 S: 3	H: 0 LOB: 0 BB: 0 P: 3	R: 0 E: 0 K: 1 S: 5	H: 1 LOB: 0 BB: 0 P: 5	R: 2 E: 0 K: 1 S: 8	H: 3 LOB: 1 BB: 0 P: 8	R: 0 E: 0 K: 0 S: 3	H: 0 LOB: 1 BB: 1 P: 7	R: 0 E: 0 K: 0 S: 3	H: 0 LOB: 0 BB: 0 P: 3	R: 0 E: 0 K: 1 S: 6	H: 1 LOB: 2 BB: 1 P: 10	R: 0 E: 0 K: 1 S: 6	H: 1 LOB: 2 BB: 1 P: 10	1B: 4 2B: 3 3B: 0 HR: 0	SF: 0 SAC: 0 DP: 0 HBP: 0	WP: 0 PB: 0 CS: 1	PA: 36			
PITCHER	IP	WLS	BF	H	R	ER	SO	BB	IBB	HBP	BLK	WP	HR	S	P	ERA	WHIP								
Steve Rogers, R ERA: 1.41 (1, 1)	9.0	W	36	7	2	2	6	3	0	0	0	0	0	45	57	2.00	1.111								

Montreal Expos @ Los Angeles Dodgers
Dodger Stadium, Los Angeles, CA
 Sun May 01 1977, 3:33 AM PDT
 Att: 35,353 - Unknown

AB	33
R	2
H	7
RBI	2
BB	3
SO	6
LOB	16



Batter	1	2	3	4	5	6	7	8	9	AB	R	H	RBI	BB	SO	LOB	TOP							
Dave Cash, R OBP: 0.354, SLG: 0.390	5-3		P4		FC6-4		1B FC5-2		4-3	5	1	1	0	0	0	1	Montreal Expos @ San Francisco Giants Candlestick Park, San Francisco, CA Tue May 03 1977, 10:05 PM EDT Att: 2,584 - Unknown							
Chris Speier, R OBP: 0.294, SLG: 0.394	E6		2B		FC6-4		1B FC5-2		WP S	4	2	2	0	1	0	2								
Ellis Valentine, R OBP: 0.355, SLG: 0.632	4-3		K		FC6-4		1B E		K	5	0	2	1	0	2	3								
Tony Perez, R OBP: 0.355, SLG: 0.522	4-3		F8				E2		FC4	4	0	2	1	1	0	2								
Del Unser, L OBP: 0.176, SLG: 0.375	K				4-3		F8		FC4	5	0	0	0	0	1	6								
Gary Carter, R OBP: 0.406, SLG: 0.700		6-3								1	0	0	0	0	0	0								
Barry Foote, R					BB		4-1			2	0	0	0	1	0	1								
Warren Cromartie, L OBP: 0.301, SLG: 0.444		F7			F8		6-3		4-3	4	0	1	0	0	0	2								
Larry Parrish, R OBP: 0.247, SLG: 0.229					F9		E5		4-3	4	0	2	0	0	0	2								
Don Stanhouse, R OBP: 0.462, SLG: 0.417		FC4-6					1B FC5-2		4-3	3	0	1	0	0	1	2								
Willi McEnaney, L		FC4-6					K		5-3	1	0	0	0	0	0	1								
Bill Atkinson, L OBP: 1.000, SLG: 1.000					FC6-4					0	0	0	0	0	0	0								
Inning Stats	R: 1 E: 1 K: 1 S: 7	H: 1 LOB: 1 BB: 0 P: 7	R: 0 E: 0 K: 0 S: 4	H: 1 LOB: 1 BB: 0 P: 4	R: 0 E: 0 K: 1 S: 6	H: 1 LOB: 1 BB: 0 P: 6	R: 0 E: 0 K: 0 S: 3	H: 0 LOB: 1 BB: 1 P: 7	R: 0 E: 0 K: 0 S: 3	H: 1 LOB: 1 BB: 1 P: 7	R: 0 E: 0 K: 0 S: 4	H: 1 LOB: 1 BB: 0 P: 4	R: 2 E: 2 K: 1 S: 9	H: 4 LOB: 2 BB: 0 P: 9	R: 0 E: 0 K: 0 S: 4	H: 1 LOB: 1 BB: 0 P: 4	R: 0 E: 0 K: 1 S: 6	H: 1 LOB: 2 BB: 1 P: 10	1B: 8 2B: 3 3B: 0 HR: 0	SF: 0 SAC: 0 DP: 0 HBP: 0	WP: 1 PB: 0 CS: 1	PA: 41		
PITCHER	IP WLS BF H R ER SO BB IBB HBP BLK WP HR S P ERA WHIP	7.0 L 32 9 3 1 3 2 0 0 0 0 0 36 44 1.29 1.571	2.0 9 2 0 0 1 0 1 0 0 1 0 10 14 0.00 1.000																					

AB	38
R	3
H	11
RBI	2
BB	3
SO	4
LOB	22



Batter	1	2	3	4	5	6	7	8	9	AB	R	H	RBI	BB	SO	LOB	BOTTOM						
Derrel Thomas, S OBP: 0.306, SLG: 0.236	BB S	K			F3		G5-4			3	0	1	1	2	1	1	Montreal Expos @ San Francisco Giants Candlestick Park, San Francisco, CA Tue May 03 1977, 10:05 PM EDT Att: 2,584 - Unknown						
Tim Foli, R OBP: 0.235, SLG: 0.321	F3		F7		F4		G5-4		6-3	5	0	0	0	0	0	6							
Bill Madlock, R OBP: 0.319, SLG: 0.432	F4		F8				1B		F5	4	1	1	0	0	0	1							
Darrell Evans, L OBP: 0.397, SLG: 0.500	BB						1B		G3	3	0	2	0	1	0	0							
Willie McCovey, L OBP: 0.329, SLG: 0.527			F7				G4-6-3		K	3	0	0	0	1	1	2							
Jack Clark, R OBP: 0.286, SLG: 0.328	K				G3		K		6-3	4	0	0	0	0	2	3							
Gary Thomasson, L OBP: 0.338, SLG: 0.421			F3				F9		2B	4	1	2	0	0	0	0							
Mike Sadek, R OBP: 0.259, SLG: 0.167			L1						2B	2	0	0	0	1	1	1							
Randy Elliott, R OBP: 0.160, SLG: 0.292					K				1B	1	0	1	0	0	0	0							
Johnnie LeMaster, R OBP: 0.176, SLG: 0.125									2B	0	0	0	0	0	0	0							
John Montefusco, R OBP: 0.200, SLG: 0.143									K	2	0	0	0	0	2	1							
Terry Whitfield, L OBP: 0.367, SLG: 0.407										0	0	0	0	0	0	0							
Larry Herndon, R OBP: 0.273, SLG: 0.438										1	0	0	0	0	0	1							
Gary Lavelle, S										0	0	0	0	0	0	0							
Marc Hill, R OBP: 0.314, SLG: 0.354										1	0	0	0	0	1	2							
Inning Stats	R: 0 E: 0 K: 1 S: 5	H: 0 LOB: 3 BB: 3 P: 17	R: 0 E: 0 K: 2 S: 8	H: 1 LOB: 1 BB: 0 P: 8	R: 0 E: 0 K: 0 S: 4	H: 1 LOB: 1 BB: 0 P: 4	R: 0 E: 0 K: 1 S: 5	H: 0 LOB: 0 BB: 0 P: 5	R: 0 E: 0 K: 1 S: 6	H: 2 LOB: 0 BB: 0 P: 6	R: 0 E: 0 K: 0 S: 3	H: 0 LOB: 2 BB: 2 P: 11	R: 0 E: 0 K: 1 S: 5	H: 0 LOB: 0 BB: 0 P: 5	R: 1 E: 0 K: 1 S: 8	H: 3 LOB: 3 BB: 0 P: 8	1B: 5 2B: 2 3B: 0 HR: 0	SF: 0 SAC: 0 DP: 1 HBP: 0	WP: 0 PB: 0 CS: 0	PA: 38			
PITCHER	IP WLS BF H R ER SO BB IBB HBP BLK WP HR S P ERA WHIP	6.1 W 26 4 1 1 6 4 0 0 0 0 0 10 14 4.50 1.263	0.2 S 3 1 0 0 1 0 0 0 0 0 5 5 0.00 1.500																				

AB	33
R	2
H	7
RBI	1
BB	5
SO	8
LOB	18





Batter	1	2	3	4	5	6	7	8	9	AB	R	H	RBI	BB	SO	LOB	TOP			
Dave Cash, R OBP: 0.337, SLG: 0.370 (1, 4)	0-0 5-3		0-0 6-3			0-3 K		0-0 5-3		4	0	0	0	0	1	0	Montreal Expos @ San Francisco Giants Candlestick Park, San Francisco, CA Wed May 04 1977, 6:33 AM EDT Att: 2,213 - Unknown livebaseballscorecards.com			
Chris Speier, R OBP: 0.289, SLG: 0.361 (1, 6)	0-0 F8		0-3 K			0-0 4-3		4-0 1B BB		3	0	0	0	1	1	0				
Ellis Valentine, R OBP: 0.364, SLG: 0.623 (1, 9)	0-0 F8			0-0 F8		0-0 E5 1B		0-0 1-2 1B		4	0	2	0	0	0	0				
Tony Perez, R OBP: 0.338, SLG: 0.493 (1, 3)		0-0 F8		0-0 F4		0-0 F6		0-0 F8		4	0	0	0	0	0	3				
Warren Cromartie, L OBP: 0.312, SLG: 0.447 (1, 7)		0-0 1-3		0-0 1B			0-0 G3 1B		0-0 F8	4	0	2	0	0	0	0				
Larry Parrish, R OBP: 0.247, SLG: 0.219 (1, 5)		4-0 2B 1B BB		0-0 F2			0-0 F8		0-0 G3	3	1	0	0	1	0	2				
Del Unser, L OBP: 0.190, SLG: 0.400 (1, 8)		0-0 1-3 1B 2B			0-0 1-3		0-0 G3		0-3 K	4	0	1	0	0	1	1				
Barry Foote, R OBP: 0.286, SLG: 0.167 (1, 2)		0-0 2H 3H 1B			0-3 K		0-0 4-3			3	0	1	1	0	1	1				
Gerry Hannahs, L (8, PH)			0-3 K					0-0 F7		2	0	0	0	0	1	0				
Mike Jorgensen, L Dan Warthen, S Joe Kerrigan, R (8, 1)					0-0 6-3					1	0	0	0	0	0	0				
										0	0	0	0	0	0	0				
										0	0	0	0	0	0	0				
Inning Stats	R: 0 E: 0 K: 0 S: 3	H: 0 LOB: 0 BB: 0 P: 3	R: 1 E: 0 K: 0 S: 4	H: 2 LOB: 2 BB: 1 P: 8	R: 0 E: 0 K: 2 S: 7	H: 0 LOB: 0 BB: 0 P: 7	R: 0 E: 0 K: 0 S: 4	H: 1 LOB: 1 BB: 0 P: 4	R: 0 E: 0 K: 1 S: 5	H: 0 LOB: 0 BB: 0 P: 5	R: 0 E: 1 K: 1 S: 6	H: 1 LOB: 1 BB: 0 P: 6	R: 0 E: 0 K: 0 S: 4	H: 1 LOB: 2 BB: 1 P: 8	R: 0 E: 0 K: 1 S: 5	H: 0 LOB: 0 BB: 0 P: 5	1B: 5 2B: 1 3B: 0 HR: 0	SF: 0 SAC: 0 DP: 0 HBP: 0	WP: 0 PB: 0 SB: 0 CS: 0	PA: 34
PITCHER Jim Barr, R ERA: 4.71 (1, 1)	IP: 9.0 WLS: W BF: 34 H: 6 R: 1 ER: 1 SO: 5 BB: 2 IBB: 0 HBP: 0 BLK: 0 WP: 0 HR: 0 S: 42 P: 50 ERA: 1.00 WHIP: 0.889																			

Batter	1	2	3	4	5	6	7	8	9	AB	R	H	RBI	BB	SO	LOB	BOTTOM			
Larry Herndon, R OBP: 0.289, SLG: 0.432 (1, 8)	0-0 1B FC1-2 1B		0-0 1-3		0-0 1-2 1B		0-0 FC4-6 1-2		0-3 K	5	0	2	0	0	1	3	Montreal Expos @ San Francisco Giants Candlestick Park, San Francisco, CA Wed May 04 1977, 6:33 AM EDT Att: 2,213 - Unknown livebaseballscorecards.com			
Derrel Thomas, S OBP: 0.303, SLG: 0.237 (1, 4)	0-0 1B FC1-2 1B		0-0 F7		0-3 K		0-0 F8			4	1	1	0	0	1	2				
Jack Clark, R OBP: 0.269, SLG: 0.306 (1, 9)	0-0 FC1-2 1B		0-0 E5 1B 4-3 1B		0-0 F5		0-0 5-3			4	2	0	0	0	0	4				
Bill Madlock, R OBP: 0.316, SLG: 0.424 (1, 5)	0-0 1B		0-0 4-3		0-0 F8		0-0 E7			4	0	1	0	0	0	1				
Willie McCovey, L OBP: 0.349, SLG: 0.532 Johnnie LeMaster, R OBP: 0.176, SLG: 0.125 Darrell Evans, L OBP: 0.397, SLG: 0.500 (8, PR) (9, 3)	0-0 G6-4-3 1B		0-0 1B		0-0 F8			4-0 PB BB		3	0	2	2	1	0	0				
Randy Elliott, R OBP: 0.207, SLG: 0.321 (1, 7)	0-0 G6-4-3 1B		0-0 1B		0-0 F9			0-0 4-3 1B BB		4	1	2	2	0	0	2				
Tim Foli, R OBP: 0.224, SLG: 0.305 (1, 6)		0-0 F8		0-0 F8		0-0 F7		0-0 4-3		4	0	0	0	0	0	4				
Marc Hill, R OBP: 0.309, SLG: 0.333 (1, 2)		4-0 SH3-4 BB		0-0 F5		0-3 K		0-0 5-3		3	0	0	0	1	1	2				
Jim Barr, R OBP: 0.353, SLG: 0.267 (1, 1)		0-0 SH3-4		0-0 1B		4-0 FC4-6 BB		0-0 1B		2	0	2	1	1	0	0				
										0	0	0	0	0	0	0				
Inning Stats	R: 2 E: 0 K: 0 S: 6	H: 4 LOB: 1 BB: 0 P: 6	R: 0 E: 0 K: 0 S: 3	H: 0 LOB: 1 BB: 1 P: 7	R: 1 E: 1 K: 0 S: 6	H: 2 LOB: 2 BB: 0 P: 6	R: 0 E: 0 K: 1 S: 7	H: 2 LOB: 2 BB: 0 P: 7	R: 0 E: 0 K: 0 S: 3	H: 0 LOB: 0 BB: 0 P: 3	R: 0 E: 0 K: 1 S: 5	H: 0 LOB: 1 BB: 1 P: 9	R: 0 E: 1 K: 0 S: 3	H: 0 LOB: 1 BB: 0 P: 3	R: 2 E: 0 K: 1 S: 7	H: 2 LOB: 1 BB: 1 P: 11	1B: 10 2B: 0 3B: 0 HR: 0	SF: 0 SAC: 1 DP: 1 HBP: 0	WP: 0 PB: 1 SB: 0 CS: 0	PA: 37
PITCHER Gerry Hannahs, L ERA: 3.58 Dan Warthen, L ERA: 6.75 Joe Kerrigan, R ERA: 2.61 (1, 1) (8, 1) (8, 1)	IP: 7.0 WLS: L BF: 31 H: 8 R: 3 ER: 2 SO: 2 BB: 2 IBB: 0 HBP: 0 BLK: 0 WP: 0 HR: 0 S: 33 P: 41 ERA: 2.57 WHIP: 1.429																			

Batter	1	2	3	4	5	6	7	8	9	AB	R	H	RBI	BB	SO	LOB	TOP								
Dave Cash, R OBP: 0.330, SLG: 0.360 (1, 4)	F8	F8	FC6	FC6	E8	E8			K	5	0	1	2	0	1	2	Montreal Expos @ San Francisco Giants Candlestick Park, San Francisco, CA Thu May 05 1977, 6:33 AM EDT Att: 1,805 - Unknown livebaseballscorecards.com								
Chris Speier, R OBP: 0.302, SLG: 0.333 (1, 6)	F8		4-3		1-3	1-3			6-3	3	0	0	0	2	0	1									
Ellis Valentine, R OBP: 0.338, SLG: 0.576 (1, 9)	F8		K		F8				K	5	0	0	0	0	2	3									
Tony Perez, R OBP: 0.333, SLG: 0.481 Mike Jorgensen, L (7, 3)	E7		F8		F6				F7	4	0	1	0	0	0	1									
Del Unser, L OBP: 0.240, SLG: 0.458 (1, 7)	6-3				CS				G3	4	2	2	0	0	0	2									
Gary Carter, R OBP: 0.411, SLG: 0.719 (1, 2)		F7			1B				5-3	4	2	2	1	0	0	0									
Andre Dawson, R OBP: 0.268, SLG: 0.277 (1, 8)	F5		K		K				K	4	0	1	1	0	2	1									
Larry Parrish, R OBP: 0.259, SLG: 0.237 (1, 5)		1B			F4				F7	3	2	1	0	1	0	1									
Steve Rogers, R OBP: 0.176, SLG: 0.176 (1, 1)					FC6				K	4	1	2	2	0	1	3									
Inning Stats	R: 0 E: 1 K: 0 S: 4	H: 1 LOB: 2 BB: 1 P: 8	R: 1 E: 0 K: 0 S: 5	H: 2 LOB: 1 BB: 0 P: 5	R: 0 E: 0 K: 1 S: 5	H: 0 LOB: 0 BB: 0 P: 5	R: 2 E: 0 K: 1 S: 8	H: 3 LOB: 1 BB: 0 P: 8	R: 0 E: 0 K: 0 S: 2	H: 0 LOB: 0 BB: 1 P: 6	R: 4 E: 1 K: 0 S: 7	H: 4 LOB: 1 BB: 1 P: 11	R: 0 E: 0 K: 0 S: 3	H: 0 LOB: 0 BB: 0 P: 3	R: 0 E: 0 K: 2 S: 7	H: 0 LOB: 0 BB: 0 P: 7	R: 0 E: 0 K: 2 S: 7	H: 0 LOB: 0 BB: 0 P: 7	1B: 6 2B: 4 3B: 0 HR: 0	SF: 0 SAC: 0 DP: 0 HBP: 0	WP: 0 PB: 0 SB: 0 CS: 1	PA: 40			
PITCHER	IP	WLS	BF	H	R	ER	SO	BB	IBB	HBP	BLK	WP	HR	S	P	ERA	WHIP								
Ed Halicki, R ERA: 4.85 (1, 1)	5.0	L	22	6	3	1	2	2	0	0	0	0	0	24	32	1.80	1.600								
Charlie Williams, R ERA: 4.8 (6, 1)	0.0		4	3	4	3	0	1	0	0	0	0	0	3	7	=	=								
Dave Heaverlo, R ERA: 1.42 (6, 1)	2.0		7	1	0	0	0	0	0	0	0	0	0	7	7	0.00	0.500								
Terry Cornutt, R ERA: 3.86 (8, 1)	2.0		6	0	0	0	4	0	0	0	0	0	0	14	14	0.00	0.000								

Batter	1	2	3	4	5	6	7	8	9	AB	R	H	RBI	BB	SO	LOB	BOTTOM								
Larry Herndon, R OBP: 0.256, SLG: 0.381 (1, 8)	F4		F3		5-3				F8	5	0	0	0	0	0	4	Montreal Expos @ San Francisco Giants Candlestick Park, San Francisco, CA Thu May 05 1977, 6:33 AM EDT Att: 1,805 - Unknown livebaseballscorecards.com								
Derrel Thomas, S OBP: 0.286, SLG: 0.222 (1, 4)	6-3		5-3		K				F7	4	0	0	0	0	1	2									
Bill Madlock, R OBP: 0.324, SLG: 0.427 (1, 5)					F9				6-3	4	0	2	0	0	0	0									
Darrell Evans, L OBP: 0.402, SLG: 0.493 (1, 7)					1B				6-3	3	0	1	0	1	0	1									
Willie McCovey, L OBP: 0.356, SLG: 0.531 (1, 3)	K								5-3	4	0	2	0	0	1	3									
Gary Thomasson, L OBP: 0.318, SLG: 0.393 (1, 9)		6-3			F5				F7	4	0	0	0	0	0	4									
Tim Foli, R OBP: 0.236, SLG: 0.349 (1, 6)					F9					4	0	2	0	0	0	2									
Marc Hill, R OBP: 0.305, SLG: 0.327 (1, 2)					F8				5-3	4	0	1	0	0	0	1									
Ed Halicki, R OBP: 0.222, SLG: 0.222 (5, PH) Rob Andrews, R OBP: 0.301, SLG: 0.279 (8, 1) Charlie Williams, R (8, 1) Dave Heaverlo, R (7, PH) Terry Whitfield, L OBP: 0.307, SLG: 0.429 (8, 1) Terry Cornutt, R (9, PH) Jack Clark, R OBP: 0.265, SLG: 0.302					F7				F7	1	0	0	0	0	0	0									
Inning Stats	R: 0 E: 0 K: 1 S: 7	H: 2 LOB: 2 BB: 0 P: 7	R: 0 E: 0 K: 0 S: 3	H: 0 LOB: 0 BB: 0 P: 3	R: 0 E: 0 K: 0 S: 3	H: 0 LOB: 0 BB: 0 P: 3	R: 0 E: 0 K: 0 S: 4	H: 1 LOB: 2 BB: 1 P: 8	R: 0 E: 0 K: 1 S: 5	H: 0 LOB: 1 BB: 1 P: 9	R: 0 E: 0 K: 0 S: 4	H: 1 LOB: 1 BB: 0 P: 4	R: 1 E: 0 K: 0 S: 5	H: 3 LOB: 1 BB: 0 P: 5	R: 0 E: 0 K: 0 S: 4	H: 1 LOB: 1 BB: 0 P: 4	R: 0 E: 0 K: 0 S: 4	H: 1 LOB: 1 BB: 0 P: 4	R: 0 E: 0 K: 0 S: 4	H: 1 LOB: 1 BB: 0 P: 4	1B: 7 2B: 1 3B: 1 HR: 0	SF: 0 SAC: 0 DP: 1 HBP: 0	WP: 2 PB: 1 SB: 0 CS: 0	PA: 37	
PITCHER	IP	WLS	BF	H	R	ER	SO	BB	IBB	HBP	BLK	WP	HR	S	P	ERA	WHIP								
Steve Rogers, R ERA: 1.34 (1, 1)	9.0	W	37	9	1	1	2	2	0	0	0	2	0	39	47	1.00	1.222								

Batter	1	2	3	4	5	6	7	8	9	AB	R	H	RBI	BB	SO	LOB	TOP				
Dave Cash, R OBP: 0.333, SLG: 0.356 (1, 4)	4-0 2B SF8 BB		0-0 4-3		0-0 F7		0-0 2B E 1B	0-0 4-3		4	2	1	0	1	0	1	<p>Montreal Expos @ San Diego Padres San Diego Stadium, San Diego, CA Fri May 06 1977, 10:05 PM EDT Att: 9,992 - Unknown</p> 				
Chris Spier, R OBP: 0.333, SLG: 0.372 (1, 6)	0-3 K		4-0 G4-3 BB		0-0 1B		0-0 E 1-3 2B	0-0 F9		4	0	2	0	1	1	1					
Ellis Valentine, R OBP: 0.355, SLG: 0.592 (1, 9)	0-0 1-3 2B		0-0 G4-3 1-2		0-0 1B		0-0 E6 2-3 3-H	0-0 G6-4-3 1B		5	0	3	0	0	0	2					
Tony Perez, R OBP: 0.315, SLG: 0.457 (1, 3)	0-0 SF8			0-0 1-6-3	0-3 K		0-0 4-3	0-0 G6-4-3 1B		4	0	0	1	0	1	5					
Warren Cromartie, L OBP: 0.321, SLG: 0.475 (1, 7)	0-0 F8			0-0 2B		0-0 4-3		0-0 1B 2B		4	1	2	0	0	0	1					
Gary Carter, R OBP: 0.390, SLG: 0.676 (1, 2)		0-0 F7		0-0 F7		0-0 F6		0-0 F5		4	0	0	0	0	0	2					
Del Unser, L OBP: 0.310, SLG: 0.481 (1, 8)		0-0 1B		4-0 BB		0-0 F5		0-0 E 2-H 1B		3	1	2	1	1	0	0					
Larry Parrish, R OBP: 0.259, SLG: 0.238 (1, 5)	0-3 K		0-3 K				0-0 F9	0-0 E6 1-H 1B		4	0	1	0	0	2	3					
Jackie Brown, R Wayne Garrett, L Jeff Terpko, R Mike Jorgensen, L Joe Kerrigan, R Jose Morales, R Bill Atkinson, R (1, 1) (5, PH) (5, 1) (7, PH) (7, 1) (8, PH) (8, 1) (8, 1)	0-0 F9				0-0 F9		0-0 F7	0-3 K		1	0	0	0	0	0	1					
Inning Stats	R: 1 E: 0 K: 1 S: 6	H: 1 LOB: 1 BB: 1 P: 10	R: 0 E: 0 K: 1 S: 6	H: 1 LOB: 1 BB: 0 P: 6	R: 0 E: 0 K: 1 S: 2	H: 0 LOB: 0 BB: 1 P: 6	R: 0 E: 0 K: 1 S: 6	H: 1 LOB: 2 BB: 1 P: 10	R: 0 E: 0 K: 1 S: 7	H: 2 LOB: 2 BB: 0 P: 7	R: 0 E: 0 K: 0 S: 3	H: 0 LOB: 0 BB: 0 P: 3	R: 1 E: 1 K: 0 S: 6	H: 2 LOB: 2 BB: 0 P: 6	R: 2 E: 1 K: 1 S: 8	H: 3 LOB: 1 BB: 0 P: 8		R: 0 E: 0 K: 0 S: 3	H: 1 LOB: 0 BB: 0 P: 3	1B: 7 2B: 4 3B: 0 HR: 0	SF: 1 SAC: 0 DP: 2 HBP: 0
PITCHER	IP WLS BF H R ER SO BB IBB HBP BLK WP HR S P ERA WHIP	7.1 W 34 9 4 2 4 3 0 0 0 0 0 0 39 51 2.46 1.636	1.2 S 6 2 0 0 1 0 0 0 0 0 0 8 8 0.00 1.200																		

Batter	1	2	3	4	5	6	7	8	9	AB	R	H	RBI	BB	SO	LOB	BOTTOM				
Gene Richards, L OBP: 0.326, SLG: 0.316 (1, 8)	0-0 F8		0-0 S 1B		0-0 SH2-3 1B		0-0 SH1-4 1B	4-0 IBB		4	1	3	0	1	0	0	<p>Montreal Expos @ San Diego Padres San Diego Stadium, San Diego, CA Fri May 06 1977, 10:05 PM EDT Att: 9,992 - Unknown</p> 				
Bill Almon, R OBP: 0.273, SLG: 0.276 (1, 6)	0-0 5-3		0-0 1-3 1-2		0-0 SH2-3 1-2		0-0 SH1-4 1-2	0-3 K		3	0	0	0	0	1	4					
Jerry Turner, L OBP: 0.275, SLG: 0.405 Merv Rettenmund, R OBP: 0.478, SLG: 0.486 (1, 7) (8, 7)	0-0 HR			0-0 BB 2B	0-0 F7		0-0 F8			4	2	2	1	0	0	2					
Dave Winfield, R OBP: 0.359, SLG: 0.479 (1, 9)	0-0 6-3			0-0 5-3	0-0 E 2-H 1B		0-0 4-3			4	0	1	1	0	0	2					
Mike Ivie, R OBP: 0.299, SLG: 0.366 (1, 5)		0-0 F9		4-0 BB 2B BB	0-0 F9		0-0 1B 1B			3	2	1	0	1	0	1					
Gene Tenace, R OBP: 0.380, SLG: 0.398 (1, 3)		0-0 5-3		4-0 2B BB		4-0 4-3 WP BB		0-0 SH1-4 1B 1B		2	1	1	0	2	0	0					
Mike Champion, R OBP: 0.324, SLG: 0.340 (1, 4)		0-0 6-3		0-0 1-H 2-H 3-H	0-0 2B		0-0 4-3 1-3		0-0 SH1-4 1B	4	0	2	4	0	0	1					
Bob Davis, R OBP: 0.091, SLG: 0.100 George Hendrick, R OBP: 0.393, SLG: 0.463 Dave Roberts, R OBP: 0.240, SLG: 0.333 (1, 2) (8, PH) (9, 2)			0-0 F9	0-0 F3		0-0 5-3		0-3 K		3	0	0	0	0	0	2					
Tom Griffin, R Rollie Fingers, R (1, 1) (8, 1)			0-3 K	0-3 K		0-3 K		0-0 SH1-4		3	0	0	0	0	3	2					
Inning Stats	R: 1 E: 0 K: 0 S: 4	H: 1 LOB: 0 BB: 0 P: 4	R: 0 E: 0 K: 0 S: 3	H: 0 LOB: 0 BB: 0 P: 3	R: 0 E: 0 K: 1 S: 6	H: 1 LOB: 1 BB: 0 P: 6	R: 3 E: 0 K: 1 S: 7	H: 2 LOB: 1 BB: 2 P: 15	R: 1 E: 1 K: 0 S: 5	H: 2 LOB: 1 BB: 0 P: 5	R: 0 E: 0 K: 1 S: 5	H: 0 LOB: 1 BB: 1 P: 9	R: 0 E: 0 K: 0 S: 4	H: 1 LOB: 1 BB: 0 P: 4	R: 1 E: 0 K: 2 S: 10	H: 3 LOB: 3 BB: 1 P: 14		1B: 7 2B: 2 3B: 0 HR: 1	SF: 0 SAC: 3 DP: 0 HBP: 0	WP: 1 PA: 38 PB: 0 SB: 1 CS: 0	
PITCHER	IP WLS BF H R ER SO BB IBB HBP BLK WP HR S P ERA WHIP	4.0 L 18 4 4 4 2 2 0 0 0 0 1 0 20 28 9.00 1.500	2.0 9 2 1 1 1 1 0 0 0 0 1 0 10 14 4.50 1.500	1.0 4 1 0 0 0 0 0 0 0 0 0 0 4 4 0.00 1.000	1.0 7 3 1 1 2 0 0 0 0 0 0 0 10 14 9.00 3.000																

Batter	1	2	3	4	5	6	7	8	9	AB	R	H	RBI	BB	SO	LOB	TOP					
Lee Lacy, R OBP: 0.370, SLG: 0.556 (1,4)	F7		4-3		G4-3 1B		F9			4	0	1	0	0	0	1	Los Angeles Dodgers @ Montreal Expos Olympic Stadium, Montreal, QB Tue May 10 1977, 7:05 PM EDT Att: 11,033 - Unknown livebaseballscorecards.com					
Bill Russell, R OBP: 0.306, SLG: 0.362 (1,6)	K			1-3	F7					4	0	1	0	0	1	2						
Reggie Smith, S OBP: 0.463, SLG: 0.640 (1,9)	F7			HR	G4-3 1-2		1-3			4	1	1	1	0	0	3						
Ron Cey, R OBP: 0.477, SLG: 0.745 (1,5)		K		1B 2B	1B		K		5-3	4	1	1	0	0	2	0						
Steve Garvey, R OBP: 0.301, SLG: 0.487 (1,3)	F9			1-3 2B	1B		S 1B		5-3	4	1	2	0	0	0	0						
Rick Monday, L OBP: 0.375, SLG: 0.461 (1,8)							F8			3	0	0	0	0	1	3						
John Hale, L OBP: 0.292, SLG: 0.286 (7,8)	6-3			K			1-2		1-3	1	0	0	0	0	0	0						
Dusty Baker Jr., R OBP: 0.355, SLG: 0.490 (1,7)				1B	1-H 3-H 2B		BB			3	0	2	2	1	1	0						
Steve Yeager, R OBP: 0.457, SLG: 0.570 (1,2)				K	F8		2-3		K	4	0	0	0	0	2	4						
Burt Hooton, R OBP: 0.231, SLG: 0.231 (1,1)				K			G1		1-3	2	0	1	0	0	1	1						
Ed Goodson, L (7, PH)										1	0	0	0	0	0	0						
Charlie Hough, R OBP: 0.290, SLG: 0.571 (7,1)					1B					0	0	0	0	0	0	0						
Boog Powell, L OBP: 0.167, SLG: 0.167 (9, PH)					1B					1	0	0	0	0	0	0						
Inning Stats	R: 0 E: 0 K: 1 S: 5	H: 0 LOB: 0 BB: 0 P: 5	R: 0 E: 0 K: 1 S: 5	H: 0 LOB: 0 BB: 0 P: 5	R: 0 E: 0 K: 2 S: 8	H: 1 LOB: 1 BB: 0 P: 8	R: 3 E: 0 K: 1 S: 9	H: 4 LOB: 1 BB: 0 P: 9	R: 0 E: 0 K: 0 S: 4	H: 2 LOB: 2 BB: 0 P: 4	R: 0 E: 0 K: 1 S: 6	H: 1 LOB: 2 BB: 1 P: 10	R: 0 E: 0 K: 0 S: 4	H: 1 LOB: 0 BB: 0 P: 4	R: 0 E: 0 K: 2 S: 3	H: 0 LOB: 0 BB: 0 P: 3	R: 0 E: 0 K: 2 S: 7	H: 0 LOB: 0 BB: 0 P: 7	1B: 7 2B: 1 3B: 0 HR: 1	SF: 0 SAC: 0 DP: 1 HBP: 0	WP: 0 PB: 0 SB: 1 CS: 0	PA: 36
PITCHER Steve Rogers, R ERA: 1.58 (1,1)	IP: 9.0 WLS: W BF: 36 H: 9 R: 3 ER: 3 SO: 8 BB: 1 IBB: 0 HBP: 0 BLK: 0 WP: 0 HR: 1 S: 51 P: 55 ERA: 3.00 WHIP: 1.111															PITCHER						

Batter	1	2	3	4	5	6	7	8	9	AB	R	H	RBI	BB	SO	LOB	BOTTOM			
Dave Cash, R OBP: 0.343, SLG: 0.351 (1,4)	F3	G6-3					BB 2B BB			3	1	1	0	1	0	2	Los Angeles Dodgers @ Montreal Expos Olympic Stadium, Montreal, QB Tue May 10 1977, 7:05 PM EDT Att: 11,033 - Unknown livebaseballscorecards.com			
Chris Speier, R OBP: 0.316, SLG: 0.346 (1,6)	F8		F9				K			4	0	1	0	0	1	1				
Ellis Valentine, R OBP: 0.365, SLG: 0.582 (1,9)	1B 2B		K		4-3		2B 1-2 BB			3	1	1	0	1	1	2				
Tony Perez, R OBP: 0.327, SLG: 0.494 (1,3)	2H 1B		F9			2B SF8 BB	K			3	1	1	1	1	1	2				
Warren Cromartie, L OBP: 0.333, SLG: 0.500 (1,7)	K			L5		SF8 1-3 2B	1-3 2-H 2B			4	0	2	1	0	1	1				
Gary Carter, R OBP: 0.360, SLG: 0.618 (1,2)		1B 1B		F3		SF8 2-3 3-H 4-0	F2			3	1	1	1	0	0	2				
Del Unser, L OBP: 0.342, SLG: 0.543 (1,8)		FC2-5 1B		K			FC6-4 IBB		G3	3	0	1	0	1	1	0				
Larry Parrish, R OBP: 0.280, SLG: 0.253 (1,5)		FC2-5 1B			1-3		F6			4	0	2	1	0	0	2				
Steve Rogers, R OBP: 0.143, SLG: 0.143 (1,1)		FC2-5 G6-3			F2		FC6-4		K	4	0	0	0	0	1	4				
Inning Stats	R: 1 E: 0 K: 1 S: 7	H: 2 LOB: 1 BB: 0 P: 7	R: 1 E: 0 K: 0 S: 5	H: 3 LOB: 1 BB: 0 P: 5	R: 0 E: 0 K: 1 S: 5	H: 0 LOB: 0 BB: 0 P: 5	R: 0 E: 0 K: 1 S: 5	H: 0 LOB: 0 BB: 0 P: 5	R: 0 E: 0 K: 0 S: 4	H: 2 LOB: 2 BB: 0 P: 5	R: 1 E: 0 K: 2 S: 8	H: 1 LOB: 2 BB: 2 P: 12	R: 1 E: 0 K: 2 S: 8	H: 1 LOB: 2 BB: 2 P: 16	R: 0 E: 0 K: 1 S: 5	H: 1 LOB: 0 BB: 0 P: 5		1B: 7 2B: 3 3B: 0 HR: 0	SF: 1 SAC: 0 DP: 1 HBP: 0	WP: 0 PB: 0 SB: 0 CS: 0
PITCHER Burt Hooton, R ERA: 3.02 (1,1)	IP: 6.0 WLS: L BF: 27 H: 8 R: 3 ER: 3 SO: 3 BB: 1 IBB: 1 HBP: 0 BLK: 0 WP: 0 HR: 0 S: 31 P: 39 ERA: 4.50 WHIP: 1.500															PITCHER				
Charlie Hough, R ERA: 2.12 (7,1)	IP: 2.0 WLS: L BF: 9 H: 2 R: 1 ER: 1 SO: 3 BB: 2 IBB: 0 HBP: 0 BLK: 0 WP: 0 HR: 0 S: 13 P: 21 ERA: 4.50 WHIP: 2.000															PITCHER				

Batter	1	2	3	4	5	6	7	8	9	AB	R	H	RBI	BB	SO	LOB	TOP										
Lee Lacy, R OBP: 0.344, SLG: 0.500 (1, 4)										5	0	1	0	0	2	3											
Bill Russell, R OBP: 0.309, SLG: 0.363 (1, 6)										5	1	2	2	0	0	3											
Reggie Smith, S OBP: 0.451, SLG: 0.611 (1, 9)										4	1	0	0	1	0	1											
Ron Cey, R OBP: 0.466, SLG: 0.717 (1, 5)										4	0	0	0	1	2	4											
Steve Garvey, R OBP: 0.305, SLG: 0.480 (1, 3)										4	0	1	1	1	0	2											
John Tate, L OBP: 0.333, SLG: 0.375 Manny Mota, R OBP: 1.000, SLG: 2.000 Ted Martinez, R OBP: 0.222, SLG: 0.500 (7, PH)										3	0	2	0	0	0	1											
Dusty Baker Jr., R OBP: 0.360, SLG: 0.490 (1, 7)										4	1	2	1	0	0	2											
Steve Yeager, R OBP: 0.449, SLG: 0.554 (1, 2)										4	1	1	0	0	1	4											
Tommy John, R OBP: 0.167, SLG: 0.167 Davey Lopes, R OBP: 0.371, SLG: 0.398 Charlie Hough, R OBP: 0.222, SLG: 0.500 (7, PR)										3	0	1	0	0	0	2											
Inning Stats	R: 0 E: 0 K: 0 S: 3	H: 0 LOB: 0 BB: 0 P: 3	R: 0 E: 0 K: 0 S: 3	H: 1 LOB: 1 BB: 1 P: 7	R: 0 E: 0 K: 1 S: 5	H: 0 LOB: 0 BB: 0 P: 5	R: 0 E: 0 K: 1 S: 6	H: 1 LOB: 1 BB: 0 P: 6	R: 0 E: 0 K: 1 S: 8	H: 3 LOB: 3 BB: 0 P: 8	R: 0 E: 0 K: 0 S: 4	H: 1 LOB: 1 BB: 0 P: 4	R: 5 E: 1 K: 2 S: 12	H: 4 LOB: 3 BB: 3 P: 24	R: 0 E: 0 K: 0 S: 3	H: 0 LOB: 0 BB: 0 P: 3	R: 0 E: 0 K: 0 S: 3	H: 0 LOB: 0 BB: 0 P: 3	1B: 9 2B: 1 3B: 0 HR: 0	SF: 0 SAC: 0 DP: 1 HBP: 0	WP: 0 PB: 0 SB: 1 CS: 0	PA: 41					
PITCHER	IP	WLS	BF	H	R	ER	SO	BB	IBB	HBP	BLK	WP	HR	S	P	ERA	WHIP										
Don Stanhouse, R ERA: 3.7 Bill Atkinson, R ERA: 0.9 Willi McEnaney, L ERA: 4.5	6.1	L	30	9	5	1	4	2	0	0	0	0	0	36	44	1.42	1.737										

Los Angeles Dodgers @ Montreal Expos
Olympic Stadium, Montreal, QB
Wed May 11 1977, 7:05 PM EDT
Att: 20,156 - Unknown

AB	37
R	5
H	10
RBI	5
BB	4
SO	5
LOB	22



Batter	1	2	3	4	5	6	7	8	9	AB	R	H	RBI	BB	SO	LOB	BOTTOM										
Dave Cash, R OBP: 0.336, SLG: 0.343 (1, 4)										5	1	1	0	0	0	0											
Chris Speier, R OBP: 0.306, SLG: 0.351 (1, 6)										5	0	1	0	0	0	1											
Ellis Valentine, R OBP: 0.371, SLG: 0.578 (1, 9)										4	0	2	0	0	0	1											
Tony Perez, R OBP: 0.343, SLG: 0.495 (1, 3)										2	0	1	0	2	0	1											
Warren Cromartie, L OBP: 0.319, SLG: 0.478 (1, 7)										4	0	0	0	0	0	6											
Gary Carter, R OBP: 0.376, SLG: 0.625 (1, 2)										4	0	3	0	0	0	0											
Larry Parrish, R OBP: 0.278, SLG: 0.253 (1, 5)										4	0	1	0	0	0	3											
Andre Dawson, R OBP: 0.280, SLG: 0.290 (1, 8)										4	0	2	0	0	1	2											
Don Stanhouse, R OBP: 0.368, SLG: 0.333 Bill Atkinson, L OBP: 1.000, SLG: 1.000 Willi McEnaney, L Mike Jorgensen, L (8, PH)										3	0	0	0	0	0	3											
Inning Stats	R: 1 E: 1 K: 0 S: 4	H: 1 LOB: 1 BB: 1 P: 8	R: 0 E: 0 K: 0 S: 4	H: 2 LOB: 1 BB: 0 P: 4	R: 0 E: 0 K: 0 S: 5	H: 2 LOB: 2 BB: 0 P: 5	R: 0 E: 0 K: 0 S: 4	H: 1 LOB: 1 BB: 0 P: 4	R: 0 E: 0 K: 0 S: 4	H: 2 LOB: 1 BB: 0 P: 4	R: 0 E: 0 K: 0 S: 4	H: 1 LOB: 1 BB: 0 P: 4	R: 0 E: 0 K: 1 S: 6	H: 1 LOB: 1 BB: 0 P: 6	R: 0 E: 0 K: 1 S: 5	H: 0 LOB: 0 BB: 0 P: 5	1B: 10 2B: 2 3B: 0 HR: 0	SF: 0 SAC: 0 DP: 2 HBP: 0	WP: 0 PB: 0 SB: 0 CS: 1	PA: 38							
PITCHER	IP	WLS	BF	H	R	ER	SO	BB	IBB	HBP	BLK	WP	HR	S	P	ERA	WHIP										
Tommy John, L ERA: 3.68 Charlie Hough, R ERA: 1.95	6.0	W	27	9	1	0	2	1	1	0	0	0	0	25	33	0.00	1.667										

Los Angeles Dodgers @ Montreal Expos
Olympic Stadium, Montreal, QB
Wed May 11 1977, 7:05 PM EDT
Att: 20,156 - Unknown

AB	36
R	1
H	11
RBI	0
BB	2
SO	2
LOB	17



Batter	1	2	3	4	5	6	7	8	9	AB	R	H	RBI	BB	SO	LOB	TOP								
Ivan De Jesus, R OBP: 0.353, SLG: 0.394	F9		E 2B S 1B	F9			SH5-3 S 1B		6-3	5	2	1	0	0	0		Chicago Cubs @ Montreal Expos Olympic Stadium, Montreal, QB Sat May 14 1977, 3:33 AM EDT Att. 14,208 - Sunny - 53 F								
Greg Gross, L OBP: 0.356, SLG: 0.382	K		E1 S 2B		SF8 S 3B		SH5-3		G3	4	2	1	0	0	1	1									
Larry Bittner, L OBP: 0.330, SLG: 0.344	G3				F8		4-3		G3	5	1	1	2	0	0	2									
Bobby Murcer, L OBP: 0.381, SLG: 0.515		P8			SF8					2	0	1	2	1	0	0									
Jerry Morales, R OBP: 0.327, SLG: 0.385	K				F8		K			4	0	1	1	0	2	1									
Manny Trillo, R OBP: 0.441, SLG: 0.626	K					K			G3 S 2B	3	0	1	0	0	2	0									
Steve Ontiveros, S OBP: 0.413, SLG: 0.367			6-3 K						G3	4	0	1	0	0	1	4									
George Mitterwald, R OBP: 0.340, SLG: 0.448				WP SH1-4 S 1B HBP	F8		F2		K	3	1	0	0	0	1	2									
Rick Reuschel, R OBP: 0.116, SLG: 0.063				SH1-4	1-3				L8	3	0	0	0	0	1	2									
Bruce Sutter, R (9, 1)						K				0	0	0	0	0	0	0									
Inning Stats	R: 0 E: 0 K: 1 S: 5	H: 0 LOB: 0 BB: 0 P: 5	R: 0 E: 0 K: 2 S: 8	H: 0 LOB: 0 BB: 0 P: 9	R: 4 E: 1 K: 1 S: 9	H: 3 LOB: 3 BB: 1 P: 15	R: 0 E: 0 K: 0 S: 13	H: 0 LOB: 0 BB: 0 P: 18	R: 1 E: 0 K: 2 S: 4	H: 1 LOB: 1 BB: 0 P: 4	R: 0 E: 0 K: 2 S: 8	H: 1 LOB: 1 BB: 0 P: 8	R: 1 E: 0 K: 1 S: 7	H: 2 LOB: 1 BB: 0 P: 7	R: 0 E: 0 K: 1 S: 8	H: 1 LOB: 1 BB: 0 P: 8	R: 0 E: 0 K: 0 S: 3	H: 0 LOB: 0 BB: 0 P: 3	1B: 5 2B: 2 3B: 1 HR: 0	SF: 1 SAC: 2 DP: 0 HBP: 2	WP: 1 PB: 1 SB: 3 CS: 0	PA: 39			
PITCHER	IP	WLS	BF	H	R	ER	SO	BB	IBB	HBP	BLK	WP	HR	S	P	ERA	WHIP								
Steve Rogers, R ERA: 1.81	7.0	L	32	7	6	3	7	0	1	2	0	1	0	54	66	3.86	1.000								
Bill Atkinson, R ERA: 0.69	2.0		7	1	0	0	1	0	0	0	0	0	0	11	11	0.00	0.500								


AB	33
R	6
H	8
RBI	6
BB	1
SO	8
LOB	12




Batter	1	2	3	4	5	6	7	8	9	AB	R	H	RBI	BB	SO	LOB	BOTTOM								
Dave Cash, R OBP: 0.322, SLG: 0.336	K		G5-4-3		L6		K			4	0	0	0	0	2	1	Chicago Cubs @ Montreal Expos Olympic Stadium, Montreal, QB Sat May 14 1977, 3:33 AM EDT Att. 14,208 - Sunny - 53 F								
Chris Speier, R OBP: 0.284, SLG: 0.324	6-3				5-3		5-3		4-3	4	0	0	0	0	0	0									
Ellis Valentine, R OBP: 0.386, SLG: 0.579	K				1B		1B		G4-6-3 S 1B	4	1	3	0	0	1	0									
Tony Perez, R OBP: 0.336, SLG: 0.480					4-3				G4-6-3 S 1B	4	1	2	0	0	0	2									
Warren Cromartie, L OBP: 0.321, SLG: 0.462		P4			FC5-4 S 1B		G4-3 S 1B			4	0	3	1	0	0	1									
Gary Carter, R OBP: 0.373, SLG: 0.582		L5			FC5-4 S 2B		G4-3		F9	4	1	0	0	0	0	5									
Del Unser, L OBP: 0.396, SLG: 0.600		4-3							G6-4-3 S 1B	4	0	3	2	0	0	1									
Larry Parrish, R OBP: 0.275, SLG: 0.255					5-3		1-3			3	0	0	0	1	1	2									
Steve Rogers, R OBP: 0.174, SLG: 0.174										2	0	1	0	0	0	2									
Mike Jorgensen, L OBP: 0.273, SLG: 0.111					4-3				G6-4-3	1	0	0	0	0	0	0									
Bill Atkinson, L OBP: 1.000, SLG: 1.000										0	0	0	0	0	0	0									
Jose Morales, R OBP: 0.111, SLG: 0.111										1	0	0	0	0	0	1									
Inning Stats	R: 0 E: 0 K: 2 S: 11	H: 0 LOB: 0 BB: 0 P: 14	R: 0 E: 0 K: 0 S: 4	H: 1 LOB: 1 BB: 0 P: 4	R: 0 E: 0 K: 0 S: 6	H: 1 LOB: 0 BB: 0 P: 7	R: 3 E: 0 K: 0 S: 7	H: 4 LOB: 2 BB: 1 P: 11	R: 0 E: 0 K: 0 S: 4	H: 1 LOB: 1 BB: 0 P: 4	R: 0 E: 0 K: 1 S: 5	H: 2 LOB: 0 BB: 0 P: 5	R: 0 E: 0 K: 0 S: 7	H: 2 LOB: 1 BB: 0 P: 9	R: 0 E: 0 K: 1 S: 5	H: 1 LOB: 0 BB: 0 P: 5	1B: 10 2B: 2 3B: 0 HR: 0	SF: 0 SAC: 0 DP: 4 HBP: 0	WP: 0 PB: 0 SB: 0 CS: 0	PA: 36					
PITCHER	IP	WLS	BF	H	R	ER	SO	BB	IBB	HBP	BLK	WP	HR	S	P	ERA	WHIP								
Rick Reuschel, R ERA: 3.02	8.0	W	34	12	3	3	3	0	1	0	0	0	0	49	59	3.38	1.500								
Bruce Sutter, R ERA: 0.67	1.0	S	2	0	0	0	1	0	0	0	0	0	0	4	4	0.00	0.000								

AB	35
R	3
H	12
RBI	3
BB	1
SO	4
LOB	15



Batter	1	2	3	4	5	6	7	8	9	AB R H RBI BB SO LOB	TOP									
Dave Cash, R OBP: 0.331, SLG: 0.362	4-0 CS BB		0-0 6-3			0-0 G3		0-0 FC6-4 1B 2B	0-0 F4	4 1 1 1 1 0 2	<p>Montreal Expos @ Atlanta Braves Atlanta-Fulton County Stadium, Atlanta, GA</p> <p>Tue May 17 1977, 7:05 PM EDT Att: 8,611 - Unknown</p> <p>livebaseballscorecards.com</p> <p>AB 33 R 6 H 9 RBI 6 BB 5 SO 3 LOB 14</p> 									
Chris Spier, R OBP: 0.258, SLG: 0.289	0-0 P6		0-0 6-3			0-0 6-3		0-0 FC6-4 1B	0-0 BB 1B	5 0 2 1 0 0 2										
Ellis Valentine, R OBP: 0.395, SLG: 0.566	4-0 FC4 BB		0-0 F8			0-0 2B		0-0 FC6-4 1B 2B	4-0 BB 1B	3 1 1 1 2 0 2										
Tony Perez, R OBP: 0.336, SLG: 0.459 Joe Kerrigan, R	0-0 FC4		0-0 HBP			0-0 F8		0-0 1B 1B	0-3 K	3 1 1 1 0 0 2 1 0 0 0 0 1 2 0 0 0 0 0 0 0										
Bill Atkinson, L OBP: 1.000, SLG: 1.000	1-2							1-3 3-H 1B		4 0 1 2 0 0 1										
Warren Cromartie, L OBP: 0.314, SLG: 0.435		0-0 F5						0-0 1B		3 0 1 0 1 1 0										
Del Unser, L OBP: 0.417, SLG: 0.582		0-3 K				0-0 G6-3 1B		0-0 1B	0-0 IBB	4 0 0 0 0 1 3										
Barry Foote, R OBP: 0.333, SLG: 0.571		0-0 F8				0-0 G6-3 1B		0-0 F6	0-3 K	3 1 0 0 1 0 0										
Larry Parrish, R OBP: 0.274, SLG: 0.248			0-0 F6			0-0 F8		0-0 6-3	4-0 SH5-3 1B BB	1 0 0 0 0 0 0 0 0 0 0 0 0 0 1 1 1 0 0 0 0 0 0 0 0 0 0 0 1 1 1 0 0 0 0										
Dan Warthen, S Jackie Brown, R Pete Mackanin, R Jeff Terpko, R Mike Jorgensen, L			0-0 5-3			0-0 G3 2B 1B		0-0 2B 2B	0-0 SH5-3 1-2											
Inning Stats	R: 0 E: 0 K: 0 S: 2	H: 0 LOB: 1 BB: 2 P: 10	R: 0 E: 0 K: 1 S: 5	H: 0 LOB: 0 BB: 0 P: 5	R: 0 E: 0 K: 0 S: 3	H: 0 LOB: 1 BB: 0 P: 4	R: 0 E: 0 K: 0 S: 3	H: 1 LOB: 1 BB: 0 P: 3	R: 1 E: 0 K: 0 S: 5	H: 2 LOB: 1 BB: 0 P: 5	R: 0 E: 0 K: 0 S: 3	H: 0 LOB: 0 BB: 0 P: 3	R: 4 E: 0 K: 1 S: 10	H: 5 LOB: 2 BB: 1 P: 14	R: 1 E: 0 K: 1 S: 6	H: 1 LOB: 2 BB: 2 P: 14	1B: 6 2B: 3 3B: 0 HR: 0	SF: 0 SAC: 1 DP: 1 HBP: 1	WP: 0 PB: 0 SB: 0 CS: 1	PA: 40
PITCHER	IP WLS BF H R ER SO BB IBB HBP BLK WP HR S P ERA WHIP											IP WLS BF H R ER SO BB IBB HBP BLK WP HR S P ERA WHIP								
Max Leon, R ERA: 3.8	(1, 1) 7.1 28 5 3 3 1 2 0 1 0 0 0 0 27 36 3.68 0.955																			
Rick Camp, R ERA: 4.15	(8, 1) 0.1 5 3 2 2 0 0 1 0 0 0 0 0 4 8 54.00 9.000																			
Dave Campbell, R ERA: 1.59	(8, 1) 0.1 1 0 0 0 1 0 0 0 0 0 0 0 3 3 0.00 0.000																			
Don Collins, L ERA: 3.88	(9, 1) 0.1 2 0 1 1 0 1 0 0 0 0 0 0 1 5 27.00 3.000																			
Phil Niekro, R ERA: 6.71	(9, 1) 0.2 W 4 1 0 0 1 1 0 0 0 0 0 0 5 9 0.00 3.000																			

Batter	1	2	3	4	5	6	7	8	9	AB R H RBI BB SO LOB	BOTTOM									
Jerry Royster, R OBP: 0.287, SLG: 0.256	4-0 SH1-4 BB BB		4-0 BB HR BB			4-0 FC6-4 BB		0-0 FC1-6	0-0 F4	2 1 0 0 3 0 1	<p>Montreal Expos @ Atlanta Braves Atlanta-Fulton County Stadium, Atlanta, GA</p> <p>Tue May 17 1977, 7:05 PM EDT Att: 8,611 - Unknown</p> <p>livebaseballscorecards.com</p> <p>AB 34 R 9 H 10 RBI 8 BB 7 SO 5 LOB 18</p> 									
Rod Gilbreath, R OBP: 0.279, SLG: 0.226 Darrel Chaney, S OBP: 0.296, SLG: 0.444	4-0 SH1-4 BB		4-0 HR BB			0-0 F7		0-0 F8	0-0 F3	2 1 0 0 2 0 2 1 0 0 0 0 0 0										
Junior Moore, R OBP: 0.381, SLG: 0.362	0-0 SH1-4		0-0 F9			0-0 F4		0-0 F8	0-0 1B HR 1B	4 1 1 0 0 0 4										
Jeff Burroughs, R OBP: 0.392, SLG: 0.527 Pat Rockett, R OBP: 0.316, SLG: 0.276	0-3 K		0-0 HR			0-0 FC6-4		0-0 FC5-6 1B	4-0 1B HR BB	4 1 2 3 1 1 3 0 1 0 0 0 0 0										
Gary Matthews, R OBP: 0.456, SLG: 0.605	0-0 5-3		0-0 5-3			0-0 HR		0-0 1B	0-0 HR 1B	5 3 3 1 0 0 2										
Vic Cornell, R OBP: 0.354, SLG: 0.476 Biff Pocoroba, S OBP: 0.333, SLG: 0.418		0-0 CS 1B				0-0 F7		0-0 K	0-0 FC5-6 1B	4 0 1 0 0 1 1 1 1 1 4 0 0 0										
Tom Paciorek, R OBP: 0.247, SLG: 0.365		0-3 K				0-0 F8		0-3 K	0-0 F6	4 0 0 0 0 2 2										
Barry Bonnell, R OBP: 0.423, SLG: 0.364		0-3 K				4-0 BB		0-0 6-3	0-0 1B	3 0 1 0 1 1 0										
Max Leon, R OBP: 0.287, SLG: 0.333 Rick Camp, R Dave Campbell, R Brian Asseltine, L Don Collins, R Phil Niekro, R			0-0 F8			0-0 6-3		0-0 FC1-6 1B	0-0 F5	3 0 1 0 0 0 1 0 0 0 0 0 0 0 0 0 0 0 0 0 0 1 0 0 0 0 0 2 0 0 0 0 0 0 0 0 0 0 0 0 0 0										
Inning Stats	R: 0 E: 0 K: 1 S: 5	H: 0 LOB: 2 BB: 2 P: 13	R: 0 E: 0 K: 2 S: 7	H: 1 LOB: 0 BB: 0 P: 7	R: 3 E: 0 K: 0 S: 4	H: 1 LOB: 2 BB: 2 P: 12	R: 0 E: 0 K: 0 S: 3	H: 0 LOB: 1 BB: 1 P: 7	R: 0 E: 0 K: 2 S: 8	H: 1 LOB: 1 BB: 0 P: 8		R: 0 E: 0 K: 0 S: 4	H: 1 LOB: 0 BB: 0 P: 4	R: 1 E: 1 K: 0 S: 6	H: 3 LOB: 2 BB: 0 P: 6	R: 4 E: 0 K: 0 S: 5	H: 3 LOB: 1 BB: 1 P: 9	1B: 7 2B: 0 3B: 0 HR: 3	SF: 0 SAC: 1 DP: 0 HBP: 0	WP: 0 PB: 0 SB: 0 CS: 1
PITCHER	IP WLS BF H R ER SO BB IBB HBP BLK WP HR S P ERA WHIP											IP WLS BF H R ER SO BB IBB HBP BLK WP HR S P ERA WHIP								
Dan Warthen, L ERA: 7.2	(1, 1) 4.0 19 3 0 0 0 0 6 0 0 0 0 0 3 3 6.75 2.000																			
Jackie Brown, R ERA: 4.97	(5, 1) 1.0 3 0 0 0 0 0 0 0 0 0 0 0 3 3 0.00 0.000																			
Jeff Terpko, R ERA: 4.38	(6, 1) 2.0 8 2 1 1 2 0 0 0 0 0 0 1 12 12 4.50 1.000																			
Joe Kerrigan, R ERA: 1.86	(8, 1) 1.2 9 4 2 1 0 0 0 0 0 0 0 0 9 9 5.40 2.400																			
Bill Atkinson, R ERA: 2.77	(9, 1) 0.0 L 3 2 3 3 0 1 0 0 0 0 0 0 1 2 6 ∞ ∞																			

Batter	1	2	3	4	5	6	7	8	9	AB	R	H	RBI	BB	SO	LOB	TOP					
Dave Cash, R OBP: 0.340, SLG: 0.366 (1, 4)	4-0 BB		0-0 1B		0-0 5-3		0-0 6-3		0-0 1B	4	0	2	0	1	0	0						
Chris Speier, R OBP: 0.245, SLG: 0.273 (1, 6)	0-0 F6		0-0 5-3		0-0 5-3		0-0 6-3		0-0 F8	5	0	0	0	0	0	3						
Andre Dawson, R OBP: 0.280, SLG: 0.329 (1, 8)	0-0 F7		0-0 F8						0-0 F9	5	2	2	1	0	0	3						
Tony Perez, R OBP: 0.328, SLG: 0.446 Mike Jorgensen, L OBP: 0.350, SLG: 0.294 (1, 3) (6, 3)	0-0 5-3				0-0 F9				0-0 F7	3	1	0	0	0	0	2						
Ellis Valentine, R OBP: 0.398, SLG: 0.560 (1, 9)		0-0 5-3			0-0 6-3				0-0 F7	3	2	1	0	1	0	0						
Warren Cromartie, L OBP: 0.311, SLG: 0.424 (1, 7)		4-0 FC5-4 BB			0-0 6-3				0-0 F8	3	0	0	1	1	0	4						
Larry Parrish, R OBP: 0.281, SLG: 0.310 (1, 5)		0-0 FC5-4							0-0 K	4	2	2	4	0	1	3						
Barry Foote, R OBP: 0.316, SLG: 0.556 (1, 2)		0-0 F9			0-0 4-3				0-0 2B	4	0	1	2	0	0	1						
Steve Rogers, R Jackie Brown, R Wayne Garrett, L Will McEnaney, L Jose Morales, R Joe Kerrigan, R (1, 1) (5, 1) (7, PH) (7, 1) (8, PH) (8, 1)			0-0 F9						0-0 F9	2	0	0	0	0	0	1						
Inning Stats	R: 0 E: 0 K: 0 S: 3	H: 0 LOB: 1 BB: 1 P: 7	R: 0 E: 0 K: 0 S: 3	H: 0 LOB: 1 BB: 1 P: 7	R: 0 E: 0 K: 0 S: 4	H: 1 LOB: 1 BB: 0 P: 4	R: 0 E: 0 K: 0 S: 3	H: 0 LOB: 0 BB: 0 P: 3	R: 1 E: 0 K: 1 S: 6	H: 1 LOB: 0 BB: 0 P: 6	R: 4 E: 1 K: 0 S: 7	H: 3 LOB: 0 BB: 0 P: 7	R: 0 E: 0 K: 0 S: 3	H: 0 LOB: 0 BB: 0 P: 3	R: 3 E: 0 K: 1 S: 7	H: 2 LOB: 1 BB: 2 P: 15	R: 0 E: 0 K: 0 S: 4	H: 1 LOB: 1 BB: 0 P: 4	1B: 4 2B: 1 3B: 0 HR: 3	SF: 0 SAC: 0 DP: 0 HBP: 0	WP: 0 PB: 0 SB: 0 CS: 0	PA: 40
PITCHER	IP WLS BF H R ER SO BB IBB HBP BLK WP HR S P ERA WHIP																					
Jamie Easterly, L ERA: 6.19 (1, 1)	6.0 W 26 5 5 1 1 2 0 0 0 0 2 26 34 1.50 1.167																					
Buzz Capra, R ERA: 7.49 (7, 1)	1.2 9 2 3 3 1 2 0 0 0 0 1 9 17 16.20 2.400																					
Dave Campbell, R ERA: 1.29 (8, 1)	1.1 S 5 1 0 0 0 0 0 0 0 0 0 5 5 0.00 0.750																					

Montreal Expos @ Atlanta Braves
Atlanta-Fulton County Stadium, Atlanta, GA
Wed May 18, 1977, 7:05 PM EDT
Att: 9,788 - Unknown

AB	36
R	8
H	8
RBI	8
BB	4
SO	2
LOB	18



Batter	1	2	3	4	5	6	7	8	9	AB	R	H	RBI	BB	SO	LOB	BOTTOM			
Jerry Royster, R OBP: 0.303, SLG: 0.270 (1, 6)	0-0 CS 1B		0-0 G4-6-3 1B		0-0 F7				0-0 1B S	4	2	3	0	1	0	2				
Darrel Chaney, S OBP: 0.290, SLG: 0.419 (1, 4)	0-0 3-1		0-0 G4-6-3						0-0 4-3 1B	4	0	1	0	0	0	3				
Junior Moore, R OBP: 0.382, SLG: 0.397 (1, 5)	0-0 4-3								0-0 4-3	5	2	2	1	0	0	2				
Jeff Burroughs, R OBP: 0.399, SLG: 0.537 Brian Asselstine, L OBP: 0.286, SLG: 0.333 (1, 9) (9, 9)		0-0 5-3							0-0 4-3	5	2	3	1	0	0	1				
Gary Matthews, R OBP: 0.447, SLG: 0.588 (1, 7)		0-0 5-3							0-0 4-3	4	1	1	1	0	1	3				
Biff Pocoroba, S OBP: 0.340, SLG: 0.470 (1, 2)									0-0 3-1	4	3	2	2	0	0	1				
Tom Paciorek, R OBP: 0.247, SLG: 0.359 (1, 3)									0-0 F8	4	0	1	1	0	1	2				
Barry Bonnell, R OBP: 0.433, SLG: 0.385 (1, 8)									0-0 6-3	4	0	2	2	0	0	0				
Jamie Easterly, L OBP: 0.429, SLG: 0.714 Buzz Capra, R Dave Campbell, R (1, 1) (7, 1) (8, 1)									0-0 4-3	2	0	1	0	0	0	1				
Inning Stats	R: 0 E: 0 K: 0 S: 3	H: 1 LOB: 0 BB: 0 P: 3	R: 1 E: 0 K: 1 S: 6	H: 1 LOB: 0 BB: 0 P: 6	R: 0 E: 0 K: 0 S: 4	H: 2 LOB: 1 BB: 0 P: 4	R: 3 E: 0 K: 1 S: 10	H: 5 LOB: 2 BB: 0 P: 10	R: 4 E: 2 K: 0 S: 8	H: 4 LOB: 1 BB: 0 P: 8	R: 1 E: 0 K: 0 S: 4	H: 1 LOB: 1 BB: 1 P: 8	R: 0 E: 0 K: 0 S: 3	H: 0 LOB: 0 BB: 0 P: 3	R: 1 E: 0 K: 0 S: 5	H: 2 LOB: 1 BB: 0 P: 5	1B: 11 2B: 3 3B: 1 HR: 1	SF: 0 SAC: 2 DP: 1 HBP: 0	WP: 1 PB: 0 SB: 1 CS: 1	PA: 40
PITCHER	IP WLS BF H R ER SO BB IBB HBP BLK WP HR S P ERA WHIP																			
Steve Rogers, R ERA: 2.43 (1, 1)	4.1 L 23 12 7 6 2 1 0 0 0 0 1 0 8 12 5.40 1.800																			
Jackie Brown, R ERA: 5.0 (5, 1)	1.2 9 2 2 1 0 1 0 0 0 0 1 0 8 12 5.40 1.800																			
Will McEnaney, L ERA: 3.55 (7, 1)	1.0 3 0 0 0 0 0 0 0 0 0 0 0 3 3 0.00 0.000																			
Joe Kerrigan, R ERA: 2.21 (8, 1)	1.0 5 2 1 1 0 0 0 0 0 0 0 0 5 5 9.00 2.000																			

Montreal Expos @ Atlanta Braves
Atlanta-Fulton County Stadium, Atlanta, GA
Wed May 18, 1977, 7:05 PM EDT
Att: 9,788 - Unknown

AB	37
R	10
H	16
RBI	8
BB	1
SO	2
LOB	15



Batter	1	2	3	4	5	6	7	8	9	AB	R	H	RBI	BB	SO	LOB	TOP																					
Gene Richards, L (1, 8) OBP: 0.391, SLG: 0.345	F7		F7		E6	IBB		IBB		3	0	0	0	2	0	0	San Diego Padres @ Montreal Expos Olympic Stadium, Montreal, QB Thu May 19 1977, 7:05 PM EDT Att: 14,861 - Unknown																					
Bill Almon, R (1, 6) OBP: 0.265, SLG: 0.287	K		HR		6-3	K		K		4	1	0	0	1	3	5																						
Jerry Turner, L (1, 7) OBP: 0.320, SLG: 0.424	CS		HR		FC3-2			F8		4	1	1	2	1	0	1																						
Dave Winfield, R (1, 9) OBP: 0.374, SLG: 0.547	CS		1-3		FC5-4			4-3		5	1	1	0	0	0	1																						
Mike Ivie, R (1, 3) OBP: 0.320, SLG: 0.370			4-3							3	1	1	0	2	1	0																						
Doug Rader, R (1, 5) OBP: 0.437, SLG: 0.491	K							1-3		3	1	1	0	1	1	3																						
Mike Champion, R (1, 4) OBP: 0.306, SLG: 0.313										3	0	1	0	0	1	2																						
Bob Davis, R (1, 2) OBP: 0.238, SLG: 0.316								2-3		3	0	1	2	0	1	2																						
Randy Jones, R (1, 1) OBP: 0.300, SLG: 0.278	2-3									2	0	0	0	0	0	3																						
Rollie Fingers, R (6, 1)								K		1	0	0	0	0	1	1																						
Inning Stats	R: 0 E: 0 K: 1 S: 4	H: 0 LOB: 0 BB: 1 P: 8	R: 1 E: 1 K: 1 S: 6	H: 1 LOB: 2 BB: 1 P: 11	R: 2 E: 0 K: 0 S: 4	H: 1 LOB: 0 BB: 1 P: 8	R: 0 E: 0 K: 2 S: 7	H: 0 LOB: 1 BB: 1 P: 11	R: 0 E: 0 K: 0 S: 4	H: 1 LOB: 1 BB: 0 P: 4	R: 2 E: 0 K: 1 S: 7	H: 2 LOB: 2 BB: 2 P: 15	R: 0 E: 0 K: 0 S: 4	H: 1 LOB: 0 BB: 0 P: 4	R: 0 E: 0 K: 2 S: 8	H: 1 LOB: 2 BB: 1 P: 12	R: 0 E: 0 K: 1 S: 5	H: 0 LOB: 0 BB: 0 P: 5	1B: 5 2B: 0 3B: 0 HR: 1	SF: 0 SAC: 2 DP: 0 HBP: 1	WP: 0 PB: 0 SB: 0 CS: 1	PA: 42																
PITCHER	IP	WLS	BF	H	R	ER	SO	BB	IBB	HBP	BLK	WP	HR	S	P	ERA	WHIP	PITCHER				IP	WLS	BF	H	R	ER	SO	BB	IBB	HBP	BLK	WP	HR	S	P	ERA	WHIP
Don Stanhouse, R (1, 1) ERA: 4.09	7.0	L	33	5	5	4	5	5	1	1	0	0	1	36	61	5.14	1.429																					
Bill Atkinson, R (8, 1) ERA: 2.4	2.0		8	1	0	0	3	0	1	0	0	0	0	13	17	0.00	0.500																					

AB	31
R	5
H	6
RBI	4
BB	7
SO	8
LOB	18



Batter	1	2	3	4	5	6	7	8	9	AB	R	H	RBI	BB	SO	LOB	BOTTOM																					
Dave Cash, R (1, 4) OBP: 0.331, SLG: 0.356	6-3		4-3		6-3		5-3			4	0	0	0	0	0	0	San Diego Padres @ Montreal Expos Olympic Stadium, Montreal, QB Thu May 19 1977, 7:05 PM EDT Att: 14,861 - Unknown																					
Chris Speier, R (1, 6) OBP: 0.245, SLG: 0.283	6-3		F8		1-4-3		F9			4	1	1	0	0	0	0																						
Andre Dawson, R (1, 8) OBP: 0.302, SLG: 0.342	FC6-4		FC6-4		1-4-3		G6-4-3			3	0	2	0	1	0	1																						
Tony Perez, R (1, 3) OBP: 0.326, SLG: 0.440	FC6-4		FC6-4		2-3		G6-4-3			4	0	1	1	0	0	3																						
Ellis Valentine, R (1, 9) OBP: 0.393, SLG: 0.549			S		L7		1-3			4	1	1	0	0	0	1																						
Gary Carter, R (1, 2) OBP: 0.373, SLG: 0.557			FC6-4		E6		4-3			4	0	1	0	0	1	0																						
Warren Cromartie, L (1, 7) OBP: 0.310, SLG: 0.418			K		FC6-4		F5			4	0	1	0	0	1	3																						
Larry Parrish, R (1, 5) OBP: 0.280, SLG: 0.308			FC6-4				K			4	0	1	1	0	2	2																						
Don Stanhouse, R (1, 1) OBP: 0.348, SLG: 0.318										2	0	0	0	0	0	3																						
Mike Jorgensen, L (7, PH) OBP: 0.333, SLG: 0.278			L1							1	0	0	0	0	0	0																						
Bill Atkinson, L (8, 1) OBP: 1.000, SLG: 1.000					6-3					0	0	0	0	0	0	0																						
Jose Morales, R (8, PH) OBP: 0.077, SLG: 0.077										1	0	0	0	0	0	1																						
Inning Stats	R: 0 E: 0 K: 0 S: 4	H: 1 LOB: 1 BB: 0 P: 4	R: 1 E: 1 K: 1 S: 7	H: 2 LOB: 0 BB: 0 P: 7	R: 0 E: 0 K: 0 S: 3	H: 0 LOB: 1 BB: 1 P: 7	R: 0 E: 0 K: 0 S: 5	H: 1 LOB: 2 BB: 0 P: 5	R: 1 E: 0 K: 0 S: 5	H: 2 LOB: 1 BB: 0 P: 5	R: 0 E: 0 K: 1 S: 5	H: 0 LOB: 0 BB: 0 P: 5	R: 0 E: 0 K: 0 S: 3	H: 0 LOB: 0 BB: 0 P: 3	R: 0 E: 0 K: 2 S: 8	H: 1 LOB: 1 BB: 0 P: 8	R: 0 E: 0 K: 2 S: 8	H: 1 LOB: 1 BB: 0 P: 8	1B: 7 2B: 1 3B: 0 HR: 0	SF: 0 SAC: 0 DP: 1 HBP: 0	WP: 0 PB: 0 SB: 1 CS: 0	PA: 36																
PITCHER	IP	WLS	BF	H	R	ER	SO	BB	IBB	HBP	BLK	WP	HR	S	P	ERA	WHIP	PITCHER				IP	WLS	BF	H	R	ER	SO	BB	IBB	HBP	BLK	WP	HR	S	P	ERA	WHIP
Randy Jones, L (1, 1) ERA: 4.7	5.0	W	23	6	2	2	1	1	0	0	0	0	0	24	28	3.60	1.400																					
Rollie Fingers, R (6, 1) ERA: 2.65	4.0	S	13	2	0	0	3	0	0	0	0	0	0	19	19	0.00	0.500																					

AB	35
R	2
H	8
RBI	2
BB	1
SO	4
LOB	14



Batter	1	2	3	4	5	6	7	8	9	10	11	12	13	14	15	16	17	18	19	20	21	AB	R	H	RBI	BB	SO	LOB								
Gene Richards, L OBP: 0.349, SLG: 0.336																						6	2	0	0	3	1	1								
Bill Almon, R OBP: 0.305, SLG: 0.305																						3	2	1	0	1	2	0								
Bobby Valentine, R OBP: 0.343, SLG: 0.307																						3	1	0	0	3	0	2								
Merv Rettenmund, R OBP: 0.404, SLG: 0.609																					7	2	2	4	1	0	5									
Dave Winfield, R OBP: 0.396, SLG: 0.573																					8	2	3	3	2	0	3									
Mike Iwie, R OBP: 0.312, SLG: 0.396																					4	0	0	0	0	2	5									
Rolife Fingers, R OBP: 0.316, SLG: 0.399																					2	0	0	0	0	0	0									
Luis Melendez, R OBP: 0.376, SLG: 0.231																					1	0	0	0	0	0	0									
Rick Sawyer, R OBP: 0.376, SLG: 0.231																					2	0	0	0	0	0	0									
Doug Rader, R OBP: 0.433, SLG: 0.492																					8	1	2	2	2	2	2									
Mike Champion, R OBP: 0.268, SLG: 0.304																					9	0	1	2	2	2	2									
Bob Davis, R OBP: 0.263, SLG: 0.263																					3	0	0	0	0	1	3									
Gary Sutherland, R OBP: 0.359, SLG: 0.359																					1	0	1	0	0	0	0									
George Hendrick, R OBP: 0.362, SLG: 0.422																					2	0	0	0	0	0	0									
Dave Roberts, R OBP: 0.220, SLG: 0.273																					5	0	0	0	0	0	0									
Bob Owchinko, L OBP: 0.318, SLG: 0.419																					2	0	0	0	0	0	1									
Dave Wehmeister, R OBP: 0.318, SLG: 0.419																					1	0	0	0	0	0	0									
Jerry Tomlin, R OBP: 0.300, SLG: 0.500																					1	0	0	0	0	0	0									
Dave Tomlin, R OBP: 0.351, SLG: 0.354																					5	1	3	0	0	1	1									
Inning Stats	R: 3 E: 0 K: 1 S: 7	H: 2 LOB: 0 BB: 11 P: 11	R: 0 E: 1 K: 1 S: 5	H: 0 LOB: 0 BB: 0 P: 7	R: 0 E: 0 K: 2 S: 7	H: 1 LOB: 0 BB: 0 P: 7	R: 0 E: 0 K: 1 S: 7	H: 0 LOB: 2 BB: 2 P: 19	R: 0 E: 0 K: 1 S: 5	H: 0 LOB: 0 BB: 0 P: 6	R: 1 E: 0 K: 0 S: 4	H: 2 LOB: 1 BB: 1 P: 8	R: 0 E: 0 K: 0 S: 5	H: 0 LOB: 0 BB: 0 P: 3	R: 0 E: 0 K: 0 S: 3	H: 0 LOB: 0 BB: 0 P: 3	R: 0 E: 0 K: 1 S: 5	H: 0 LOB: 0 BB: 0 P: 6	R: 0 E: 0 K: 0 S: 3	H: 0 LOB: 0 BB: 0 P: 3	R: 0 E: 0 K: 0 S: 4	H: 0 LOB: 0 BB: 0 P: 3	R: 0 E: 0 K: 0 S: 5	H: 0 LOB: 0 BB: 0 P: 3	R: 0 E: 0 K: 0 S: 4	H: 0 LOB: 0 BB: 0 P: 3	R: 0 E: 0 K: 0 S: 5	H: 0 LOB: 0 BB: 0 P: 13	R: 0 E: 0 K: 0 S: 5	H: 0 LOB: 0 BB: 0 P: 6	R: 0 E: 0 K: 0 S: 5	H: 0 LOB: 0 BB: 0 P: 13	1B: 7 2B: 5 3B: 0 HR: 3	SF: 1 SAC: 2 DP: 3 HBP: 0	WP: 0 PB: 0 SB: 1 CS: 1	PA: 87

Batter	1	2	3	4	5	6	7	8	9	10	11	12	13	14	15	16	17	18	19	20	21	AB	R	H	RBI	BB	SO	LOB
Dan Wathen, L ERA: 6.53	5.2	24	3	6	3	0	1	1	1	1	1	1	1	1	1	1	1	1	1	1	1	3	0	0	0	0	0	0
Joe Kengon, R ERA: 2.46	2.1	10	3	1	1	1	1	1	1	1	1	1	1	1	1	1	1	1	1	1	1	15	3	8	6	1	7	14
Bill Atkinson, R ERA: 2.37	4.0	19	4	1	1	1	0	2	2	2	0	0	0	0	1	15	31	2	25	1	500	1	500	1	500	1	500	
Jackie Brown, R ERA: 3.33	6.0	18	0	0	0	2	0	0	0	0	0	0	0	0	22	22	0	0	0	0	0	0	0	0	0	0	0	
Jeff Terpko, R ERA: 5.89	3.0	L	16	3	3	3	1	3	1	0	0	0	0	0	1	14	30	9	0	0	2	0	0	0	0	0	0	

Batter	1	2	3	4	5	6	7	8	9	10	11	12	13	14	15	16	17	18	19	20	21	AB	R	H	RBI	BB	SO	LOB				
Dave Cash, R OBP: 0.330, SLG: 0.377																						11	1	4	2	0	0	5				
Warren Cromartie, L OBP: 0.305, SLG: 0.418																						8	0	2	0	3	1	3				
Andre Dawson, R OBP: 0.287, SLG: 0.345																					4	1	1	2	0	0	2					
Del Unser, L OBP: 0.416, SLG: 0.565																					7	0	3	0	0	1	7					
Tony Perez, R OBP: 0.319, SLG: 0.431																					10	0	2	1	0	1	7					
Ellis Valentine, R OBP: 0.390, SLG: 0.587																					9	1	3	1	1	1	2					
Pete Mackanin, R OBP: 0.333, SLG: 0.500																					10	1	3	0	0	1	5					
Larry Parrish, R OBP: 0.285, SLG: 0.310																					8	1	3	1	1	0	3					
Barry Foote, R OBP: 0.376, SLG: 0.545																					4	1	2	0	1	1	2					
Pege Fiasa, R OBP: 0.140, SLG: 0.143																					4	0	0	0	0	0	0					
Jose Morales, R OBP: 0.103, SLG: 0.099																					4	0	0	0	0	1	2					
Joe Mauer, R OBP: 0.350, SLG: 0.450																						1	0	0	0	0	0	0				
Inning Stats	R: 4 E: 0 K: 0 S: 3	H: 1 LOB: 1 BB: 0 P: 3	R: 1 E: 0 K: 0 S: 5	H: 2 LOB: 1 BB: 0 P: 4	R: 0 E: 0 K: 0 S: 4	H: 2 LOB: 1 BB: 0 P: 7	R: 1 E: 0 K: 1 S: 7	H: 2 LOB: 1 BB: 0 P: 6	R: 0 E: 0 K: 0 S: 6	H: 1 LOB: 1 BB: 0 P: 6	R: 0 E: 0 K: 0 S: 5	H: 2 LOB: 3 BB: 1 P: 10	R: 0 E: 0 K: 0 S: 3	H: 0 LOB: 0 BB: 0 P: 3	R: 0 E: 0 K: 0 S: 3	H: 0 LOB: 0 BB: 0 P: 3	R: 0 E: 0 K: 1 S: 5	H: 1 LOB: 0 BB: 0 P: 6	R: 0 E: 0 K: 2 S: 7	H: 0 LOB: 1 BB: 1 P: 11	R: 0 E: 0 K: 0 S: 4	H: 0 LOB: 3 BB: 0 P: 12	R: 0 E: 0 K: 0 S: 4	H: 1 LOB: 0 BB: 0 P: 4	R: 0 E: 0 K: 0 S: 5	H: 1 LOB: 2 BB: 0 P: 6	R: 0 E: 0 K: 0 S: 5	H: 2 LOB: 2 BB: 0 P: 6	1B: 16 2B: 9 3B: 2 HR: 2	SF: 1 SAC: 2 DP: 3 HBP: 1	WP: 0 PB: 0 SB: 1 CS: 0	PA: 94

PITCHER	IP	WLS	BF	H	R	ER	SO	BB	IBB	HBP	BLK	WP	HR	S	P	ERA	WHIP
Bob Owchinko, L ERA: 10.38	4.1	0	21	9	5	0	0	0	0	0	0	0	0	9	9	5.40	1.200
Dave Wehmeister, R ERA: 5.4	1.1	7	1	1	1	1	1	0	0	0	0	0	0	7	12	6.75	1.500
Dave Tomlin, L ERA: 3.39	5.2	28	8	1	1	2	0	3	0	0	0	0	1	29	41	1.59	1.412
Rolife Fingers, R ERA: 2.5	8.0	W	31	5	0	0	4	1	2	0	0	0	0	36	48	0.00	0.750

Batter	1	2	3	4	5	6	7	8	9	AB	R	H	RBI	BB	SO	LOB	TOP			
Gene Richards, L (1,8) OBP: 0.340, SLG: 0.326	0-0 B3-1		0-0 F8			0-0 5-3		0-0 4-3		4	0	0	0	0	0	0	San Diego Padres @ Montreal Expos Olympic Stadium, Montreal, QB Sun May 22 1977, 3:33 AM EDT Att: 17,045 - Unknown livebaseballscores.com			
Bill Almon, R (1,6) OBP: 0.276, SLG: 0.299 Bobby Valentine, R (8,PH) OBP: 0.361, SLG: 0.387	0-3 K			0-0 6-3		0-3 K		0-0 BB 1B		3	0	0	0	0	2	0				
Jerry Turner, L (1,7) OBP: 0.333, SLG: 0.438	0-0 G3			0-0 1B			0-0 6-3 SF8 2B	4-0 BB 1-2 BB		3	1	2	0	1	0	0				
Dave Winfield, R (1,9) OBP: 0.378, SLG: 0.560		0-0 E6		0-0 F7			0-0 6-3 2-3	0-0 L9		4	0	0	0	0	0	4				
Gene Tenace, R (1,3) OBP: 0.343, SLG: 0.386		0-3 K		0-3 K			0-0 SF8		0-3 K	3	0	0	1	0	3	2				
Mike Ivie, R (1,5) OBP: 0.319, SLG: 0.400		0-3 K			0-0 G6-3 1B		0-0 1B		0-0 F3	4	0	2	0	0	1	1				
Mike Champion, R (1,4) OBP: 0.297, SLG: 0.303		0-0 1-3			0-3 K		0-0 1-3 1B		0-3 K	4	0	1	0	0	2	2				
Bob Davis, R (1,2) OBP: 0.212, SLG: 0.271 Doug Rader, R (7,PH) OBP: 0.430, SLG: 0.488			0-0 6-3		0-0 G6-3 1-2		0-3 K			2	0	0	0	0	0	1				
John D'Acquisto, R (1,1) OBP: 0.500, SLG: 0.708 Dan Spillner, R (8,1)			0-3 K			0-3 K		0-0 5-3		2	0	0	0	0	2	0				
										1	0	0	0	0	0	0				
Inning Stats	R: 0 E: 0 K: 1 S: 5	H: 0 LOB: 0 BB: 0 P: 5	R: 0 E: 1 K: 2 S: 8	H: 0 LOB: 1 BB: 0 P: 8	R: 0 E: 0 K: 1 S: 5	H: 0 LOB: 0 BB: 0 P: 5	R: 0 E: 0 K: 1 S: 6	H: 1 LOB: 1 BB: 0 P: 6	R: 0 E: 0 K: 2 S: 7	H: 0 LOB: 0 BB: 0 P: 7	R: 1 E: 0 K: 1 S: 8	H: 3 LOB: 3 BB: 0 P: 8	R: 0 E: 0 K: 0 S: 4	H: 1 LOB: 2 BB: 1 P: 8	R: 0 E: 0 K: 2 S: 7	H: 0 LOB: 0 BB: 0 P: 7	1B: 5 2B: 1 3B: 0 HR: 0	SF: 1 SAC: 0 DP: 1 HBP: 0	WP: 0 PB: 0 SB: 0 CS: 0	PA: 34
PITCHER Steve Rogers, R (1,1) ERA: 2.28	IP: 9.0 WLS: W BF: 34 H: 6 R: 1 ER: 1 SO: 11 BB: 1 IBB: 0 HBP: 0 BLK: 0 WP: 0 HR: 0 S: 55 P: 59 ERA: 1.00 WHIP: 0.778															PITCHER				

Batter	1	2	3	4	5	6	7	8	9	AB	R	H	RBI	BB	SO	LOB	BOTTOM			
Dave Cash, R (1,4) OBP: 0.333, SLG: 0.374	0-0 WP BB 3-1 1B		0-0 4-3			0-0 L8		0-3 K		4	1	1	0	0	1	1	San Diego Padres @ Montreal Expos Olympic Stadium, Montreal, QB Sun May 22 1977, 3:33 AM EDT Att: 17,045 - Unknown livebaseballscores.com			
Warren Cromartie, L (1,7) OBP: 0.331, SLG: 0.416	4-0 3-1 WP 1-2 BB		0-0 FC3-6 1B		0-0 F5		0-0 4-3			3	1	1	0	1	0	1				
Wayne Garrett, L (1,5) OBP: 0.308, SLG: 0.538	0-0 3-1		0-0 FC3-6 1B			0-0 1B		0-0 F8		4	0	2	1	0	0	1				
Tony Perez, R (1,3) OBP: 0.318, SLG: 0.421	4-0 WP BB		0-0 FC3-6 G1-6-3 1-2 2-3		0-0 L9		0-0 F9		0-0 F9	3	0	0	0	1	0	3				
Ellis Valentine, R (1,9) OBP: 0.386, SLG: 0.574	4-0 WP 1-2 BB		0-0 G1-6-3 1-2		0-0 F9		0-0 4-3			3	0	0	0	1	0	3				
Del Unser, L (1,8) OBP: 0.400, SLG: 0.538	0-3 K			0-0 4-3		0-0 F5				3	0	0	0	0	1	3				
Pete Mackanin, R (1,6) OBP: 0.333, SLG: 0.450	0-0 3-1			0-0 4-3			4-0 E S WP BB			2	1	0	0	1	0	2				
Barry Foote, R (1,2) OBP: 0.333, SLG: 0.480		0-0 1-3		0-0 F9			0-3 K		4-0 1-H BB	3	0	0	0	0	1	0				
Steve Rogers, R (1,1) OBP: 0.179, SLG: 0.148		0-3 K			0-0 F3					2	0	0	0	1	1	0				
										1B: 4 2B: 0 3B: 0 HR: 0	SF: 0 SAC: 0 DP: 1 HBP: 0	WP: 3 PB: 0 SB: 1 CS: 0	PA: 32							
Inning Stats	R: 2 E: 0 K: 1 S: 6	H: 1 LOB: 2 BB: 3 P: 18	R: 0 E: 0 K: 1 S: 5	H: 0 LOB: 0 BB: 0 P: 5	R: 0 E: 0 K: 0 S: 4	H: 2 LOB: 1 BB: 0 P: 4	R: 0 E: 0 K: 0 S: 3	H: 0 LOB: 0 BB: 0 P: 3	R: 0 E: 0 K: 0 S: 4	H: 1 LOB: 1 BB: 0 P: 4	R: 1 E: 0 K: 2 S: 7	H: 0 LOB: 1 BB: 2 P: 15	R: 0 E: 0 K: 0 S: 3	H: 0 LOB: 0 BB: 0 P: 3	R: 0 E: 0 K: 2 S: 7	H: 0 LOB: 0 BB: 0 P: 7	1B: 4 2B: 0 3B: 0 HR: 0	SF: 0 SAC: 0 DP: 1 HBP: 0	WP: 3 PB: 0 SB: 1 CS: 0	PA: 32
PITCHER John D'Acquisto, R (1,1) ERA: 3.52 Dan Spillner, R (8,1) ERA: 3.29	IP: 7.0 WLS: L BF: 29 H: 4 R: 3 ER: 2 SO: 4 BB: 5 IBB: 0 HBP: 0 BLK: 0 WP: 3 HR: 0 S: 32 P: 52 ERA: 2.57 WHIP: 1.286															PITCHER				

AB 32
R 1
H 6
RBI 1
BB 1
SO 11
LOB 12



AB 27
R 3
H 4
RBI 1
BB 5
SO 4
LOB 14



Batter	1	2	3	4	5	6	7	8	9	AB	R	H	RBI	BB	SO	LOB	TOP			
Dave Cash, R OBP: 0.331, SLG: 0.361 (1, 4)	F8		6-3			FC6-4 BB			6-3	3	0	0	0	1	0	1				
Warren Cromartie, L OBP: 0.333, SLG: 0.424 (1, 7)	F8			F8		FC6-4 1-2			1-3	4	0	0	0	0	0	1				
Wayne Garrett, L OBP: 0.200, SLG: 0.292 (1, 5)	6-3			G3		G3			4-3	4	0	0	0	0	0	1				
Tony Perez, R OBP: 0.315, SLG: 0.403 (1, 3)		6-3		K					1-3	3	0	0	0	0	1	0				
Ellis Valentine, R OBP: 0.370, SLG: 0.552 (1, 9)		K				CS 1B			5-3	3	0	1	0	0	1	0				
Del Unser, L OBP: 0.395, SLG: 0.539 (1, 8)		CS 1B				K 1-2			G3	3	0	1	0	0	1	1				
Chris Speier, R OBP: 0.248, SLG: 0.288 (1, 6)		CS 1-2		FC4-6 1B		1B			K	3	0	2	0	0	1	0				
Barry Foote, R OBP: 0.350, SLG: 0.528 (1, 2)				FC4-6 4-3 1-2		1-3			K	3	0	0	0	0	1	2				
Steve Rogers, R OBP: 0.167, SLG: 0.138 (1, 1)				4-3					F9	2	0	0	0	0	1	1				
Gary Carter, R OBP: 0.381, SLG: 0.562 (8, PH)										1	0	0	0	0	0	0				
Joe Kerrigan, R (8, 1)										0	0	0	0	0	0	0				
Will McEnaney, L (8, 1)				2-3						0	0	0	0	0	0	0				
Inning Stats	R: 0 E: 0 K: 0 S: 3	H: 0 LOB: 0 BB: 0 P: 3	R: 0 E: 0 K: 1 S: 5	H: 1 LOB: 0 BB: 0 P: 5	R: 0 E: 1 K: 0 S: 4	H: 1 LOB: 1 BB: 0 P: 4	R: 0 E: 0 K: 1 S: 5	H: 0 LOB: 0 BB: 0 P: 5	R: 0 E: 0 K: 1 S: 7	H: 2 LOB: 1 BB: 0 P: 7	R: 0 E: 0 K: 0 S: 3	H: 0 LOB: 0 BB: 0 P: 3	R: 0 E: 0 K: 2 S: 7	H: 0 LOB: 0 BB: 0 P: 7	R: 0 E: 0 K: 0 S: 3	H: 0 LOB: 0 BB: 0 P: 3	1B: 4 2B: 0 3B: 0 HR: 0	SF: 0 SAC: 0 DP: 0 HBP: 0	WP: 0 PB: 0 SB: 0 CS: 2	PA: 31
PITCHER Mike Krukow, R ERA: 5.15 (1, 1)	IP: 9.0 WLS: W BF: 30 H: 4 R: 0 ER: 0 SO: 6 BB: 1 IBB: 0 HBP: 0 BLK: 0 WP: 0 HR: 0 S: 42 P: 46 ERA: 0.00 WHIP: 0.556																			

Montreal Expos @ Chicago Cubs
Wrigley Field, Chicago, IL
Thu May 26 1977, 3:33 AM CDT
Att: 7,893 - Sunny - 66 F

AB	29
R	0
H	4
RBI	0
BB	1
SO	6
LOB	7



Batter	1	2	3	4	5	6	7	8	9	AB	R	H	RBI	BB	SO	LOB	BOTTOM			
Ivan De Jesus, R OBP: 0.353, SLG: 0.385 (1, 6)	5-3		L7			K			6-3	4	0	0	0	0	1	1				
Greg Gross, L OBP: 0.343, SLG: 0.339 (1, 7)	L7			L5		BB 1B			BB	3	0	1	0	1	0	0				
Larry Bittner, L OBP: 0.342, SLG: 0.406 (1, 3)				6-3		FC5 1B			K	4	0	2	0	0	1	1				
Bobby Murcer, L OBP: 0.381, SLG: 0.474 (1, 9)				4-3		BB				2	0	0	1	1	0	1				
Jerry Morales, R OBP: 0.321, SLG: 0.392 (1, 8)		K				5-3			FC5	3	0	0	0	0	1	3				
Manny Trillo, R OBP: 0.417, SLG: 0.544 (1, 4)		3-1				P3			P5	3	0	0	0	0	0	0				
Steve Ontiveros, S OBP: 0.442, SLG: 0.438 (1, 5)						6-3			4-3	3	0	0	0	0	0	0				
George Mitterwald, R OBP: 0.347, SLG: 0.432 (1, 2)						6-3			L7	2	0	0	0	1	0	0				
Mike Krukow, R OBP: 0.214, SLG: 0.286 (1, 1)						4-3			FC3-6 1B BB	3	1	0	0	0	0	1				
Inning Stats	R: 0 E: 0 K: 0 S: 4	H: 1 LOB: 1 BB: 0 P: 4	R: 0 E: 0 K: 1 S: 6	H: 0 LOB: 0 BB: 0 P: 8	R: 0 E: 0 K: 0 S: 6	H: 0 LOB: 0 BB: 0 P: 8	R: 0 E: 0 K: 0 S: 6	H: 0 LOB: 0 BB: 0 P: 8	R: 1 E: 0 K: 1 S: 7	H: 2 LOB: 3 BB: 2 P: 15	R: 0 E: 0 K: 0 S: 3	H: 0 LOB: 0 BB: 0 P: 3	R: 0 E: 0 K: 1 S: 5	H: 0 LOB: 1 BB: 1 P: 9	R: 0 E: 0 K: 1 S: 5	H: 0 LOB: 1 BB: 1 P: 9	1B: 3 2B: 0 3B: 0 HR: 0	SF: 0 SAC: 0 DP: 0 HBP: 0	WP: 0 PB: 0 SB: 0 CS: 0	PA: 30
PITCHER Steve Rogers, R ERA: 2.2 (1, 1)	IP: 7.0 WLS: L BF: 26 H: 3 R: 1 ER: 1 SO: 2 BB: 2 IBB: 0 HBP: 0 BLK: 0 WP: 0 HR: 0 S: 35 P: 49 ERA: 1.29 WHIP: 0.714																			
Joe Kerrigan, R ERA: 2.59 (8, 1)	0.2	3	0	0	0	0	1	0	0	0	0	2	6	0.00	1.500					
Will McEnaney, L ERA: 3.82 (8, 1)	0.1	1	0	0	0	1	0	0	0	0	0	3	3	0.00	0.000					

Montreal Expos @ Chicago Cubs
Wrigley Field, Chicago, IL
Thu May 26 1977, 3:33 AM CDT
Att: 7,893 - Sunny - 66 F

AB	27
R	1
H	3
RBI	1
BB	3
SO	3
LOB	7



Batter	1	2	3	4	5	6	7	8	9	AB	R	H	RBI	BB	SO	LOB	TOP										
Dave Cash, R OBP: 0.324, SLG: 0.353 (1, 4)	5-3		F8		4-3		F9			4	0	0	0	0	0	1											
Warren Cromartie, L OBP: 0.331, SLG: 0.432 (1, 7)	4-3		P5				FC6			4	0	1	0	0	0	1											
Wayne Garrett, L OBP: 0.241, SLG: 0.333 (1, 5)	BB		F5		K					3	0	1	0	1	1	1											
Tony Perez, R OBP: 0.313, SLG: 0.405 (1, 3)	K				F9 2B		6-3			4	1	1	0	0	1	2											
Ellis Valentine, R OBP: 0.367, SLG: 0.541 (1, 9)		F3		F9			FC4-6 BB			3	0	0	0	1	0	2											
Del Unser, L OBP: 0.388, SLG: 0.538 (1, 8)	4-3				FC4-6 2B					4	0	1	1	0	0	2											
Chris Speier, R OBP: 0.248, SLG: 0.287 (1, 6)			F8		4-3					4	1	1	0	0	0	2											
Barry Foote, R OBP: 0.341, SLG: 0.550 (1, 2)					6-3		F9			4	0	1	1	0	0	1											
Santo Alcalá, R OBP: 0.285, SLG: 1.000 (5, PH)										1	1	1	1	0	0	0											
Pete Frates, R OBP: 0.111, SLG: 0.111 (5, 1)										1	0	0	0	0	0	0											
Jackie Brown, R OBP: 0.333, SLG: 0.435 (7, PH)										0	0	0	0	0	0	0											
Pete Mackanin, R OBP: 0.333, SLG: 0.435 (7, PH)										1	0	1	0	0	0	0											
Will McEnaney, L OBP: 0.378, SLG: 0.557 (5, PH)										0	0	0	0	0	0	0											
Gary Carter, R OBP: 0.378, SLG: 0.557 (5, PH)										1	0	0	0	0	0	0											
Inning Stats	R: 0 E: 0 K: 1 S: 5	H: 0 LOB: 1 BB: 1 P: 9	R: 1 E: 0 K: 0 S: 4	H: 2 LOB: 1 BB: 0 P: 4	R: 1 E: 0 K: 0 S: 4	H: 1 LOB: 0 BB: 0 P: 4	R: 1 E: 0 K: 0 S: 5	H: 2 LOB: 1 BB: 0 P: 5	R: 0 E: 0 K: 1 S: 6	H: 1 LOB: 1 BB: 1 P: 6	R: 0 E: 0 K: 0 S: 3	H: 0 LOB: 1 BB: 1 P: 7	R: 0 E: 0 K: 0 S: 4	H: 1 LOB: 1 BB: 0 P: 4	R: 0 E: 0 K: 0 S: 3	H: 0 LOB: 0 BB: 0 P: 3	1B: 2 2B: 3 3B: 2 HR: 1	SF: 0 SAC: 0 DP: 0 HBP: 0	WP: 0 PB: 0 SB: 0 CS: 0	PA: 36							
PITCHER	IP	WLS	BF	H	R	ER	SO	BB	IBB	HBP	BLK	WP	HR	S	P	ERA	WHIP										
Larry Dierker, R ERA: 3.75 (1, 1)	7.0	W	29	7	3	3	2	2	0	0	0	0	1	31	39	3.86	1.286										
Clay Carroll, R ERA: 2.2 (8, 1)	2.0		7	1	0	0	0	0	0	0	0	0	0	7	7	0.00	0.500										

Montreal Expos @ St. Louis Cardinals
 Busch Stadium, St. Louis, MO
 Fri May 27 1977, 7:05 PM CDT
 Att: 11,964 - Unknown

AB 34
 R 3
 H 8
 RBI 3
 BB 2
 SO 2
 LOB 12



Batter	1	2	3	4	5	6	7	8	9	AB	R	H	RBI	BB	SO	LOB	BOTTOM										
Lou Brock, L OBP: 0.326, SLG: 0.434 (1, 7)	P3			L6			F9			4	0	1	0	0	0	1											
Clay Carroll, R (8, 1)				CS 1B						0	0	0	0	0	0	0											
Gary Templeton, S OBP: 0.313, SLG: 0.405 (1, 6)	1-3		CS	BLK 1B			S 1B			4	1	3	1	0	0	0											
Tony Scott, S OBP: 0.421, SLG: 0.455 (1, 8)	K			1B 1B			P6 1B			3	1	1	1	1	1	1											
Keith Hernandez, L OBP: 0.431, SLG: 0.547 (1, 3)		6-3		1B HR 2B			K			4	1	1	0	0	1	3											
Hector Cruz, R OBP: 0.403, SLG: 0.441 (1, 9)		K		1B HR 1B						3	1	1	1	0	2	1											
Jerry Mumphrey, S OBP: 0.444, SLG: 0.597 (6, 9)										1	0	0	0	0	0	0											
Dave Rader, L OBP: 0.522, SLG: 0.714 (1, 2)				HR 1B			F7			4	1	2	0	0	0	0											
Ken Reitz, R OBP: 0.297, SLG: 0.433 (1, 5)				HR			F8			4	1	1	4	0	1	1											
Mike Tyson, R OBP: 0.269, SLG: 0.230 (1, 4)				L8			P4			3	0	0	0	0	1	0											
Larry Dierker, R (1, 1)				1-3						2	0	0	0	0	1	0											
Mike Anderson, R OBP: 0.316, SLG: 0.471 (7, PH)				K			F9 3B 2B			1	1	1	0	0	0	0											
Inning Stats	R: 0 E: 0 K: 1 S: 5	H: 0 LOB: 0 BB: 0 P: 5	R: 0 E: 0 K: 2 S: 8	H: 1 LOB: 1 BB: 0 P: 8	R: 0 E: 0 K: 0 S: 3	H: 1 LOB: 0 BB: 0 P: 3	R: 6 E: 0 K: 2 S: 13	H: 6 LOB: 0 BB: 0 P: 13	R: 0 E: 0 K: 0 S: 3	H: 0 LOB: 0 BB: 0 P: 3	R: 1 E: 0 K: 0 S: 4	H: 2 LOB: 1 BB: 1 P: 8	R: 0 E: 0 K: 0 S: 3	H: 0 LOB: 0 BB: 0 P: 3	1B: 6 2B: 3 3B: 1 HR: 1	SF: 0 SAC: 0 DP: 1 HBP: 0	WP: 0 PB: 0 SB: 1 CS: 1	PA: 35									
PITCHER	IP	WLS	BF	H	R	ER	SO	BB	IBB	HBP	BLK	WP	HR	S	P	ERA	WHIP										
Santo Alcalá, R ERA: 6.97 (1, 1)	4.0	L	19	8	6	6	5	0	0	0	1	0	0	11	11	0.00	0.500										
Jackie Brown, R ERA: 3.43 (5, 1)	2.0		7	1	0	0	2	0	0	0	0	0	0	11	11	0.00	0.500										
Will McEnaney, L ERA: 3.86 (7, 1)	2.0		8	2	1	1	0	1	0	0	0	0	0	7	11	4.50	1.500										

Montreal Expos @ St. Louis Cardinals
 Busch Stadium, St. Louis, MO
 Fri May 27 1977, 7:05 PM CDT
 Att: 11,964 - Unknown

AB 33
 R 7
 H 11
 RBI 7
 BB 1
 SO 7
 LOB 7



Batter	1	2	3	4	5	6	7	8	9	AB	R	H	RBI	BB	SO	LOB	TOP			
Dave Cash, R OBP: 0.328, SLG: 0.356 (1, 4)										4	1	2	0	0	0	0				
Chris Speier, R OBP: 0.248, SLG: 0.286 (1, 6)										4	1	1	0	0	0	1				
Ellis Valentine, R OBP: 0.370, SLG: 0.547 (1, 9)										4	0	2	1	0	0	0				
Tony Perez, R OBP: 0.312, SLG: 0.401 (1, 3)										4	0	1	0	0	1	3				
Warren Cromartie, L OBP: 0.329, SLG: 0.434 (1, 7)										4	1	1	1	0	0	3				
Gary Carter, R OBP: 0.396, SLG: 0.536 (1, 2)										4	0	0	0	0	1	3				
Del Unser, L OBP: 0.382, SLG: 0.560 (1, 8)										4	1	1	2	0	0	1				
Larry Parrish, R OBP: 0.295, SLG: 0.311 (1, 5)										3	0	0	0	1	0	0				
Don Stanhouse, R OBP: 0.320, SLG: 0.292 (3, 1)										1	0	0	0	0	0	0				
Bill Atkinson, L OBP: 1.000, SLG: 3.000 (3, 1)										0	0	0	0	0	0	0				
Pete Mackanin, R OBP: 0.320, SLG: 0.417 (5, PH)										0	0	0	0	0	0	0				
Jackie Brown, R (5, PH)										0	0	0	0	0	0	0				
Andre Dawson, R OBP: 0.338, SLG: 0.333 (8, PH)										1	1	0	0	0	0	0				
Joe Kerrigan, R (8, PH)										0	0	0	0	0	0	0				
Wayne Garrett, L OBP: 0.233, SLG: 0.321 (9, PH)										1	0	0	0	0	0	1				
Inning Stats	R: 2 E: 0 K: 0 S: 6	H: 3 LOB: 1 BB: 0 P: 6	R: 0 E: 0 K: 0 S: 3	H: 0 LOB: 0 BB: 0 P: 3	R: 0 E: 0 K: 0 S: 3	H: 0 LOB: 0 BB: 0 P: 3	R: 0 E: 0 K: 0 S: 4	H: 1 LOB: 1 BB: 0 P: 4	R: 0 E: 0 K: 1 S: 6	H: 0 LOB: 0 BB: 0 P: 3	R: 0 E: 0 K: 1 S: 5	H: 0 LOB: 0 BB: 0 P: 5	R: 1 E: 1 K: 0 S: 4	H: 1 LOB: 0 BB: 0 P: 4	R: 2 E: 0 K: 0 S: 5	H: 2 LOB: 1 BB: 1 P: 9	1B: 5 2B: 2 3B: 0 HR: 1	SF: 0 SAC: 0 DP: 1 HBP: 0	WP: 0 PB: 0 SB: 0 CS: 0	PA: 36
PITCHER Eric Rasmussen, R ERA: 4.12 (1, 1)	IP: 9.0 WLS: W BF: 36 H: 8 R: 5 ER: 4 SO: 2 BB: 1 IBB: 0 HBP: 0 BLK: 0 WP: 0 HR: 1 S: 39 P: 43 ERA: 4.00 WHIP: 1.000															PITCHER				

Montreal Expos @ St. Louis Cardinals
Busch Stadium, St. Louis, MO
Sat May 28 1977, 7:05 PM CDT
Att: 20,518 - Unknown

AB 35
R 5
H 8
RBI 4
BB 1
SO 2
LOB 12



Batter	1	2	3	4	5	6	7	8	9	AB	R	H	RBI	BB	SO	LOB	BOTTOM			
Bake McBride, L OBP: 0.290, SLG: 0.446 (1, 8)										5	1	3	0	0	0	1				
Tony Scott, S OBP: 0.421, SLG: 0.455 (9, 8)										0	0	0	0	0	0	0				
Gary Templeton, S OBP: 0.310, SLG: 0.399 (1, 6)										5	1	1	1	0	1	5				
Lou Brock, L OBP: 0.350, SLG: 0.459 (1, 7)										4	1	4	0	1	0	0				
Jerry Mumphy, S OBP: 0.444, SLG: 0.597 (9, 7)										0	0	0	0	0	0	0				
Hector Cruz, R OBP: 0.396, SLG: 0.426 (1, 9)										4	1	0	1	1	1	6				
Mike Anderson, R OBP: 0.316, SLG: 0.471 (9, 9)										0	0	0	0	0	0	0				
Keith Hernandez, L OBP: 0.424, SLG: 0.542 (1, 3)										5	2	1	0	0	1	5				
Ken Reitz, R OBP: 0.308, SLG: 0.460 (1, 5)										4	1	3	3	0	1	0				
Dave Rader, L OBP: 0.444, SLG: 0.625 (1, 2)										3	0	0	1	0	1	1				
Mike Tyson, R OBP: 0.259, SLG: 0.221 (1, 4)										4	0	0	0	0	1	2				
Eric Rasmussen, R OBP: 0.286, SLG: 0.350 (1, 1)										3	0	2	0	1	0	0				
Inning Stats	R: 0 E: 0 K: 0 S: 4	H: 1 LOB: 1 BB: 0 P: 4	R: 1 E: 0 K: 0 S: 6	H: 3 LOB: 3 BB: 1 P: 10	R: 4 E: 1 K: 2 S: 11	H: 3 LOB: 1 BB: 1 P: 15	R: 0 E: 0 K: 0 S: 3	H: 1 LOB: 0 BB: 0 P: 3	R: 0 E: 0 K: 1 S: 6	H: 1 LOB: 1 BB: 0 P: 6	R: 0 E: 0 K: 2 S: 9	H: 2 LOB: 3 BB: 1 P: 13	R: 0 E: 0 K: 1 S: 5	H: 0 LOB: 0 BB: 0 P: 5	R: 2 E: 0 K: 0 S: 6	H: 3 LOB: 1 BB: 0 P: 6	1B: 11 2B: 2 3B: 0 HR: 1	SF: 1 SAC: 0 DP: 0 HBP: 0	WP: 0 PB: 0 SB: 0 CS: 1	PA: 41
PITCHER Don Stanhouse, R ERA: 4.79 (1, 1)	IP: 2.0 WLS: L BF: 15 H: 6 R: 5 ER: 4 SO: 0 BB: 2 IBB: 0 HBP: 0 BLK: 0 WP: 0 HR: 1 S: 13 P: 21 ERA: 18.00 WHIP: 4.000															PITCHER				
Bill Atkinson, R ERA: 2.25 (3, 1)	2.0	7	2	0	0	2	0	0	0	0	0	11	11	0.00	1.000					
Jackie Brown, R ERA: 3.19 (5, 1)	3.0	13	3	0	0	4	1	0	0	0	0	20	24	0.00	1.333					
Joe Kerrigan, R ERA: 3.41 (8, 1)	1.0	6	3	2	2	0	0	0	0	0	0	6	6	18.00	3.000					

Montreal Expos @ St. Louis Cardinals
Busch Stadium, St. Louis, MO
Sat May 28 1977, 7:05 PM CDT
Att: 20,518 - Unknown

AB 37
R 7
H 14
RBI 6
BB 3
SO 6
LOB 20



Batter	1	2	3	4	5	6	7	8	9	AB	R	H	RBI	BB	SO	LOB	TOP					
Dave Cash, R OBP: 0.328, SLG: 0.355 (1,4)										5	1	2	0	0	0	0	Montreal Expos @ New York Mets Shea Stadium, Flushing, NY Mon May 30 1977, 3:33 AM EDT Unknown					
Chris Speier, R OBP: 0.281, SLG: 0.310 (1,6)										4	2	3	0	1	0	1						
Andre Dawson, R OBP: 0.278, SLG: 0.313 (1,9)										5	1	1	1	0	2	3						
Tony Perez, R OBP: 0.320, SLG: 0.419 (1,3)										3	1	1	2	2	0	1						
Warren Cromartie, L OBP: 0.333, SLG: 0.432 (1,7)										5	0	2	0	0	0	1						
Larry Parrish, R OBP: 0.327, SLG: 0.403 (1,5)										4	0	2	0	0	1	3						
Wayne Garrett, L OBP: 0.233, SLG: 0.321 (9,5)										0	0	0	0	0	0	0						
Del Unser, L OBP: 0.367, SLG: 0.554 (1,8)										4	0	0	0	0	1	6						
Barry Foote, R OBP: 0.313, SLG: 0.500 (1,2)										4	0	0	0	0	3	3						
Steve Rogers, R OBP: 0.147, SLG: 0.121 (1,1)										4	0	0	0	0	2	0						
Inning Stats	R: 0 E: 0 K: 0 S: 4	H: 1 LOB: 1 BB: 0 P: 4	R: 0 E: 0 K: 1 S: 6	H: 1 LOB: 1 BB: 0 P: 6	R: 0 E: 0 K: 1 S: 5	H: 0 LOB: 1 BB: 1 P: 9	R: 0 E: 0 K: 1 S: 6	H: 1 LOB: 1 BB: 0 P: 6	R: 0 E: 0 K: 0 S: 3	H: 0 LOB: 0 BB: 0 P: 3	R: 2 E: 0 K: 2 S: 10	H: 3 LOB: 2 BB: 0 P: 11	R: 3 E: 1 K: 2 S: 11	H: 4 LOB: 2 BB: 1 P: 15	R: 0 E: 0 K: 1 S: 6	H: 1 LOB: 1 BB: 0 P: 6	R: 0 E: 0 K: 1 S: 5	H: 0 LOB: 1 BB: 1 P: 9	1B: 9 2B: 1 3B: 0 HR: 1	SF: 0 SAC: 0 DP: 0 HBP: 1	WP: 0 PB: 0 SB: 0 CS: 0	PA: 42
PITCHER	IP WLS BF H R ER SO BB IBB HBP BLK WP HR S P ERA WHIP	IP WLS BF H R ER SO BB IBB HBP BLK WP HR S P ERA WHIP															IP WLS BF H R ER SO BB IBB HBP BLK WP HR S P ERA WHIP					
Nino Espinosa, R ERA: 4.56 (1,1)	6.1	L	30	9	5	5	6	1	0	1	0	0	0	0	1	40	45	7.11	1.579			
Rick Baldwin, R ERA: (7,1)	0.2		4	1	0	0	1	1	0	0	0	0	0	0	5	9	0.00	3.000				
Bob Myrick, L ERA: 3.33 (8,1)	2.0		8	1	0	0	2	1	0	0	0	0	0	0	11	15	0.00	1.000				

AB	38
R	5
H	11
RBI	3
BB	3
SO	9
LOB	18




Batter	1	2	3	4	5	6	7	8	9	AB	R	H	RBI	BB	SO	LOB	BOTTOM			
Lenny Randle, S OBP: 0.404, SLG: 0.464 (1,4)										3	0	1	1	0	1	0	Montreal Expos @ New York Mets Shea Stadium, Flushing, NY Mon May 30 1977, 3:33 AM EDT Unknown			
Bruce Boicclair, L OBP: 0.361, SLG: 0.386 (1,7)										4	0	0	0	0	0	1				
John Milner, L OBP: 0.340, SLG: 0.527 (1,3)										2	0	0	0	2	0	0				
Ed Kranepool, L OBP: 0.353, SLG: 0.564 (1,9)										4	0	0	0	0	2	3				
John Stearns, R OBP: 0.355, SLG: 0.446 (1,2)										4	0	0	0	0	1	3				
Lee Mazzilli, S OBP: 0.315, SLG: 0.267 (1,8)										3	0	1	0	1	0	0				
Mike Phillips, L OBP: 0.211, SLG: 0.233 (1,6)										3	0	0	0	0	1	3				
Roy Staiger, R OBP: 0.255, SLG: 0.369 (1,5)										3	1	2	0	0	1	0				
Nino Espinosa, R (1,1)										1	0	0	0	0	0	0				
Rick Baldwin, L (7,1)										0	0	0	0	0	0	0				
Ron Hodges, L (7,PH)										1	0	0	0	0	0	1				
Bob Myrick, R (8,1)										0	0	0	0	0	0	0				
Inning Stats	R: 0 E: 1 K: 1 S: 6	H: 1 LOB: 2 BB: 1 P: 10	R: 0 E: 0 K: 1 S: 5	H: 0 LOB: 0 BB: 0 P: 5	R: 0 E: 0 K: 3 S: 10	H: 1 LOB: 2 BB: 1 P: 14	R: 1 E: 0 K: 0 S: 4	H: 1 LOB: 0 BB: 0 P: 4	R: 0 E: 0 K: 0 S: 3	H: 0 LOB: 0 BB: 0 P: 3	R: 0 E: 0 K: 0 S: 3	H: 1 LOB: 1 BB: 1 P: 7	R: 0 E: 0 K: 1 S: 5	H: 0 LOB: 0 BB: 0 P: 5	R: 0 E: 0 K: 0 S: 3	H: 0 LOB: 0 BB: 0 P: 3	1B: 3 2B: 1 3B: 0 HR: 0	SF: 1 SAC: 1 DP: 1 HBP: 0	WP: 0 PB: 0 SB: 0 CS: 0	PA: 33
PITCHER	IP WLS BF H R ER SO BB IBB HBP BLK WP HR S P ERA WHIP	IP WLS BF H R ER SO BB IBB HBP BLK WP HR S P ERA WHIP															IP WLS BF H R ER SO BB IBB HBP BLK WP HR S P ERA WHIP			
Steve Rogers, R ERA: 2.09 (1,1)	9.0	W	33	4	1	1	6	3	0	0	0	0	0	0	42	54	1.00	0.778		




Batter	1	2	3	4	5	6	7	8	9	AB	R	H	RBI	BB	SO	LOB	TOP										
Dave Cash, R OBP: 0.322, SLG: 0.347 (1, 4)	0-0 6-3	0-0 F9		0-0 PO	0-0 4-3		0-0 5-3			4	0	0	0	0	0	0											
Chris Speier, R OBP: 0.281, SLG: 0.315 (1, 6)	0-0 1-3	0-3 K			0-0 L4			0-3 K		4	0	1	0	0	2	0											
Gary Carter, R OBP: 0.379, SLG: 0.543 (1, 2)	4-0 1B BB			0-0 5-3	4-0 BB			4-0 F8 1B BB		1	1	0	0	3	0	0											
Tony Perez, R OBP: 0.324, SLG: 0.421 (1, 3)	0-0 1B		0-3 K		0-0 L4			0-0 1B		4	0	2	0	0	1	2											
Warren Cromartie, L OBP: 0.337, SLG: 0.434 (1, 7)	0-0 1B		0-0 CS		0-0 CS		0-0 F6	0-0 F8		4	0	2	1	0	0	2											
Larry Parrish, R OBP: 0.319, SLG: 0.392 (1, 5)	0-0 4-3		0-0 CS	0-0 5-3		0-0 F2		0-3 K		4	0	0	0	0	1	4											
Del Unser, L OBP: 0.353, SLG: 0.531 (1, 8)		0-0 E4 HR		0-0 6-3		0-0 F8			0-0 4-3	4	1	0	0	0	0	0											
Andre Dawson, R OBP: 0.286, SLG: 0.359 (1, 9)		0-0 HR		0-0 2B			0-3 K	0-3 K		4	1	2	2	0	2	0											
Stan Bahnsen, R (1, 1)		0-3 K		4-0 BB			0-3 K	0-3 K		1	0	0	0	1	1	0											
Joe Kerrigan, R (6, 1)										1	0	0	0	0	1	0											
Will McEnaney, L (7, 1)										0	0	0	0	0	0	0											
Bill Atkinson, L OBP: 0.500, SLG: 0.500 (8, 1)										1	0	0	0	0	1	0											
Inning Stats	R: 1 E: 0 K: 0 S: 5	H: 2 LOB: 2 BB: 1 P: 9	R: 2 E: 1 K: 2 S: 9	H: 1 LOB: 0 BB: 0 P: 9	R: 0 E: 0 K: 1 S: 5	H: 1 LOB: 0 BB: 0 P: 5	R: 0 E: 0 K: 0 S: 3	H: 1 LOB: 1 BB: 1 P: 7	R: 0 E: 0 K: 0 S: 3	H: 0 LOB: 0 BB: 0 P: 3	R: 0 E: 0 K: 2 S: 7	H: 0 LOB: 0 BB: 0 P: 7	R: 0 E: 0 K: 2 S: 8	H: 1 LOB: 2 BB: 1 P: 12	R: 0 E: 0 K: 2 S: 7	H: 0 LOB: 0 BB: 0 P: 7	1B: 4 2B: 3 3B: 0 HR: 1	SF: 0 SAC: 0 DP: 1 HBP: 0	WP: 0 PB: 0 SB: 0 CS: 1	PA: 38							
PITCHER	IP	WLS	BF	H	R	ER	SO	BB	IBB	HBP	BLK	WP	HR	S	P	ERA	WHIP										
Jackson Todd, R ERA: 2.21 (1, 1)	5.0	L	22	6	3	2	3	3	0	0	0	0	1	25	37	3.60	1.800										
Bob Apodaca, R ERA: 2.92 (6, 1)	2.0		6	0	0	0	2	0	0	0	0	0	0	10	10	0.00	0.000										
Skip Lockwood, R ERA: 4.18 (8, 1)	2.0		8	1	0	0	4	1	0	0	0	0	0	15	19	0.00	1.000										


Montreal Expos @ New York Mets
 Shea Stadium, Flushing, NY
 Mon May 30 1977, 3:38 AM EDT
 Att: 41,033 - Unknown




Batter	1	2	3	4	5	6	7	8	9	AB	R	H	RBI	BB	SO	LOB	BOTTOM										
Lenny Randle, S OBP: 0.398, SLG: 0.455 (1, 8)	0-0 F5			0-0 F8		0-3 K		0-0 E S SF7 1B		4	1	1	0	0	1	0											
Felix Milan, R OBP: 0.245, SLG: 0.245 (1, 4)	0-0 F7			0-0 F8		0-0 1B		0-0 L7		4	0	1	0	0	0	1											
Bruce Boisclair, L OBP: 0.346, SLG: 0.374 (1, 7)	0-0 F6			0-0 F6		0-0 F7		0-0 SF7		3	0	0	0	0	0	1											
Lee Mazzilli, S OBP: 0.314, SLG: 0.267 (6, PH)								3-H E7		3	1	1	0	1	0	1											
Ed Kranepool, L OBP: 0.358, SLG: 0.566 (1, 3)		4-0 G6-4-3 BB			0-0 2B	0-0 F8				4	0	1	1	0	1	2											
Mike Vail, R OBP: 0.375, SLG: 0.485 (1, 9)		0-0 F8			0-0 2B		0-0 F1	0-3 K		4	0	1	1	0	1	2											
Jerry Grote, R OBP: 0.324, SLG: 0.311 (1, 2)		0-0 G6-4-3			4-0 1B BB		0-0 1B	0-0 F8		3	0	1	0	1	0	1											
Roy Staiger, R OBP: 0.264, SLG: 0.368 (1, 5)			4-0 FC3-6 BB		0-0 1B		0-3 K	0-0 F8		3	0	1	0	1	1	1											
Bud Harrelson, S OBP: 0.229, SLG: 0.181 (5, PH)				0-0 FC3-6		0-0 F7		0-0 6-3		1	0	0	0	0	0	1											
Dave Kingman, R OBP: 0.281, SLG: 0.400 Bob Apodaca, R (6, 1)				0-0 7-3		0-0 1B		0-0 6-3		1	0	0	0	0	0	2											
John Milner, L OBP: 0.346, SLG: 0.533 (7, PH)				1-2		0-0 1B				1	0	1	0	0	0	0											
John Stearns, R OBP: 0.353, SLG: 0.443 (8, 2)						0-0 1B				1	0	0	0	0	0	0											
Jackson Todd, R OBP: 0.250, SLG: 0.250 (1, 1)				0-0 7-3		0-3 K				1	0	0	0	0	1												
Mike Phillips, L OBP: 0.208, SLG: 0.230 (5, PH)										1	0	0	0	0	1	2											
Joe Torre, R OBP: 0.192, SLG: 0.300 (7, PH)				1-2						1	0	0	0	0	2												
Skip Lockwood, R OBP: 0.500, SLG: 0.500 (8, 1)										0	0	0	0	0	0	0											
Inning Stats	R: 0 E: 0 K: 0 S: 3	H: 0 LOB: 0 BB: 0 P: 3	R: 0 E: 0 K: 0 S: 2	H: 0 LOB: 0 BB: 1 P: 6	R: 0 E: 0 K: 0 S: 2	H: 0 LOB: 0 BB: 1 P: 6	R: 0 E: 0 K: 0 S: 3	H: 0 LOB: 0 BB: 0 P: 3	R: 1 E: 0 K: 1 S: 7	H: 3 LOB: 2 BB: 1 P: 11	R: 0 E: 0 K: 1 S: 6	H: 1 LOB: 1 BB: 0 P: 6	R: 0 E: 0 K: 1 S: 7	H: 2 LOB: 2 BB: 0 P: 7	R: 1 E: 1 K: 1 S: 7	H: 1 LOB: 1 BB: 0 P: 7	R: 0 E: 0 K: 0 S: 3	H: 0 LOB: 0 BB: 0 P: 3	1B: 5 2B: 3 3B: 0 HR: 0	SF: 1 SAC: 0 DP: 2 HBP: 0	WP: 0 PB: 0 SB: 1 CS: 0	PA: 35					
PITCHER	IP	WLS	BF	H	R	ER	SO	BB	IBB	HBP	BLK	WP	HR	S	P	ERA	WHIP										
Stan Bahnsen, R ERA: 5.33 (1, 1)	5.0	W	18	3	1	1	1	3	0	0	0	0	0	17	29	1.80	1.200										
Joe Kerrigan, R ERA: 3.23 (6, 1)	1.2		8	3	0	0	2	0	0	0	0	0	0	12	12	0.00	1.800										
Will McEnaney, L ERA: 3.75 (7, 1)	1.0		5	1	1	0	0	0	0	0	0	0	0	5	5	0.00	1.000										
Bill Atkinson, R ERA: 2.13 (8, 1)	1.1	S	4	0	0	0	1	0	0	0	0	0	0	6	6	0.00	0.000										

Montreal Expos @ New York Mets
 Shea Stadium, Flushing, NY
 Mon May 30 1977, 3:38 AM EDT
 Att: 41,033 - Unknown



Batter	1	2	3	4	5	6	7	8	9	AB	R	H	RBI	BB	SO	LOB	TOP										
Dave Cash, R OBP: 0.320, SLG: 0.345 (1.4)	6-3		CS 1B		6-3		G6-4-3			4	0	1	0	0	0	1	<p>Montreal Expos @ New York Mets Shea Stadium, Flushing, NY Tue May 31 1977, 7:05 PM EDT Att: 6,505 - Unknown</p> <p>livebaseballscores.com</p> <p>AB 32 R 2 H 8 RBI 2 BB 3 SO 6 LOB 12</p> 										
Chris Speier, R OBP: 0.294, SLG: 0.323 (1.6)	3B 1B		1-2 BB		FC6-4 1B			F5		3	1	2	0	1	0	0											
Gary Carter, R OBP: 0.382, SLG: 0.567 (1.2)	1B 3B		P6		FC6-4			6-3 2B		4	1	2	1	0	0	2											
Tony Perez, R OBP: 0.322, SLG: 0.417 (1.3)	CS 1B		K					6-3		4	0	1	1	0	1	2											
Warren Cromartie, L OBP: 0.335, SLG: 0.429 (1.7)	G3-6-3				6-3			F8		4	0	1	0	0	0	2											
Larry Parrish, R OBP: 0.311, SLG: 0.382 (1.5)		K			K					4	0	0	0	0	3	1											
Del Unser, L OBP: 0.349, SLG: 0.515 (1.8)		4-3						4-3		3	0	0	0	1	0	1											
Andre Dawson, R OBP: 0.293, SLG: 0.368 (1.9)					F7			K		3	0	1	0	1	1	1											
Santo Alcala, R OBP: 0.143, SLG: 0.571 (1.1) Will McEnaney, L (8.1)	4-3				K			FC3-6		3	0	0	0	0	1	2											
Inning Stats	R: 2 E: 0 K: 0 S: 5	H: 3 LOB: 0 BB: 0 P: 5	R: 0 E: 0 K: 1 S: 6	H: 1 LOB: 1 BB: 0 P: 6	R: 0 E: 0 K: 1 S: 5	H: 1 LOB: 1 BB: 1 P: 9	R: 0 E: 0 K: 1 S: 5	H: 0 LOB: 1 BB: 0 P: 9	R: 0 E: 0 K: 0 S: 4	H: 1 LOB: 1 BB: 0 P: 4	R: 0 E: 0 K: 0 S: 2	H: 0 LOB: 0 BB: 0 P: 6	R: 0 E: 0 K: 0 S: 4	H: 1 LOB: 1 BB: 0 P: 4	R: 0 E: 0 K: 2 S: 7	H: 0 LOB: 0 BB: 0 P: 7	1B: 5 2B: 2 3B: 1 HR: 0	SF: 0 SAC: 0 DP: 2 HBP: 0	WP: 0 PB: 0 SB: 0 CS: 1	PA: 35							
PITCHER	IP	WLS	BF	H	R	ER	SO	BB	IBB	HBP	BLK	WP	HR	S	P	ERA	WHIP										
Craig Swan, R ERA: 5.45 (1.1)	7.1	W	30	8	2	2	4	3	0	0	0	0	0	35	47	2.46	1.500										
Bob Apodaca, R ERA: 2.73 (8.1)	1.2	S	5	0	0	0	2	0	0	0	0	0	0	9	9	0.00	0.000										

Batter	1	2	3	4	5	6	7	8	9	AB	R	H	RBI	BB	SO	LOB	BOTTOM										
Lenny Randle, S OBP: 0.417, SLG: 0.473 (1.5)	CS BB		1-3 1B		4-3 4-3 1B		6-3 1B	F9		3	2	2	0	2	0	1	<p>Montreal Expos @ New York Mets Shea Stadium, Flushing, NY Tue May 31 1977, 7:05 PM EDT Att: 6,505 - Unknown</p> <p>livebaseballscores.com</p> <p>AB 35 R 6 H 12 RBI 6 BB 2 SO 2 LOB 21</p> 										
Felix Milan, R OBP: 0.237, SLG: 0.236 (1.4)	K		1-3		4-3		6-3			4	0	0	0	0	1	5											
John Milner, L OBP: 0.352, SLG: 0.531 (1.3)	G3		1-2 2-3		4-3		2-3			4	0	2	3	0	0	1											
Dave Kingman, R OBP: 0.261, SLG: 0.403 (1.7)		6-3 FC6-2 2B	F3		F7		F7			4	0	1	0	0	0	3											
Ed Kranepool, L OBP: 0.363, SLG: 0.573 (1.9) Bruce Boisclair, L (9.9)	6-3						3-1 2-3 1B	L7		4	1	2	0	0	0	1											
Jerry Grote, R OBP: 0.333, SLG: 0.323 (1.2)		2-3			1B 2B		2-3			0	0	0	0	0	0	0											
Lee Mazzilli, S OBP: 0.307, SLG: 0.261 (1.8)		FC6-2			FC6-4 1B		2-3			4	1	2	1	0	0	2											
Bud Harrelson, S OBP: 0.239, SLG: 0.214 (1.6)		3-H	F8		FC6-4		3-1			4	0	0	0	0	0	4											
Craig Swan, R (1.1) Bob Apodaca, R (8.1)		F8	1-3 1B		1-3 1B		G3			4	2	2	1	0	0	2											
Inning Stats	R: 0 E: 0 K: 1 S: 4	H: 0 LOB: 0 BB: 1 P: 8	R: 0 E: 0 K: 0 S: 4	H: 1 LOB: 1 BB: 0 P: 4	R: 2 E: 0 K: 1 S: 7	H: 2 LOB: 1 BB: 1 P: 11	R: 1 E: 0 K: 0 S: 5	H: 2 LOB: 1 BB: 0 P: 5	R: 0 E: 0 K: 0 S: 4	H: 1 LOB: 1 BB: 0 P: 4	R: 0 E: 0 K: 0 S: 4	H: 1 LOB: 1 BB: 0 P: 4	R: 1 E: 0 K: 0 S: 5	H: 2 LOB: 1 BB: 0 P: 5	R: 2 E: 0 K: 0 S: 6	H: 3 LOB: 1 BB: 0 P: 6	1B: 8 2B: 3 3B: 1 HR: 0	SF: 0 SAC: 0 DP: 0 HBP: 0	WP: 0 PB: 0 SB: 1 CS: 1	PA: 37							
PITCHER	IP	WLS	BF	H	R	ER	SO	BB	IBB	HBP	BLK	WP	HR	S	P	ERA	WHIP										
Santo Alcala, R ERA: 6.99 (1.1)	7.2	L	36	12	6	6	2	2	0	0	0	0	0	38	46	7.04	1.826										
Will McEnaney, L ERA: 3.72 (8.1)	0.1		1	0	0	0	0	0	0	0	0	0	0	1	1	0.00	0.000										

Batter	1	2	3	4	5	6	7	8	9	AB	R	H	RBI	BB	SO	LOB	TOP								
Lenny Randle, S (1,5) OBP: 0.417, SLG: 0.479	1-3		E 2B		FC4-6 1B 1-2	F7		G1-4-3 1B		5	2	2	0	0	0	1									
Felix Milan, R (1,4) OBP: 0.235, SLG: 0.235	F8		E6 2H		1B 1-3 HR		5-3	G1-4-3 1-2		5	1	1	0	0	0	1									
John Milner, L (1,3) OBP: 0.357, SLG: 0.520	BB		BB		F6		F8			2	0	0	0	2	0	2									
Dave Kingman, R (1,7) OBP: 0.260, SLG: 0.399	K		K		HR 1B		F7			4	1	1	1	0	2	3									
Ed Kranepool, L (1,9) OBP: 0.367, SLG: 0.563		G3			F7			FC1-5 1B BB		2	1	0	0	2	0	0									
Bruce Boisclair, L (8, PR) OBP: 0.350, SLG: 0.374					HR IBB			BB		0	0	0	0	0	0	0									
John Stearns, R (1,2) OBP: 0.364, SLG: 0.472	K				FC3-6 BB			G5-3 FC1-5 1-2 1B		3	1	2	4	1	1	0									
Lee Mazzilli, S (1,8) OBP: 0.301, SLG: 0.254	K				FC3-6 1-2		F9	FC1-5 1-2 2-3f		4	0	0	0	0	1	3									
Bud Harrelson, S (1,6) OBP: 0.230, SLG: 0.206			F7		K			G5-3 2-3f		4	0	0	0	0	1	3									
Tom Seaver, R (1,1) OBP: 0.214, SLG: 0.154			K							2	0	0	0	1	1	0									
Skip Lockwood, R (7,1) OBP: 0.400, SLG: 0.400					FC4-6 BB		P6		P4	1	0	0	0	0	0	0									
Inning Stats	R: 0 E: 0 K: 1 S: 5	H: 0 LOB: 1 BB: 1 P: 9	R: 0 E: 0 K: 2 S: 7	H: 0 LOB: 0 BB: 0 P: 7	R: 1 E: 1 K: 2 S: 9	H: 1 LOB: 2 BB: 1 P: 13	R: 0 E: 0 K: 1 S: 5	H: 0 LOB: 1 BB: 1 P: 9	R: 5 E: 0 K: 0 S: 6	H: 3 LOB: 0 BB: 2 P: 14	R: 0 E: 0 K: 0 S: 3	H: 0 LOB: 0 BB: 0 P: 3	R: 0 E: 0 K: 0 S: 3	H: 0 LOB: 0 BB: 0 P: 3	R: 0 E: 0 K: 0 S: 3	H: 1 LOB: 1 BB: 1 P: 7	R: 0 E: 0 K: 0 S: 3	H: 1 LOB: 0 BB: 0 P: 3	1B: 4 2B: 1 3B: 0 HR: 1	SF: 0 SAC: 0 DP: 2 HBP: 0	WP: 0 PB: 0 SB: 1 CS: 0	PA: 38			
PITCHER	IP	WLS	BF	H	R	ER	SO	BB	IBB	HBP	BLK	WP	HR	S	P	ERA	WHIP								
Jackie Brown, R (1,1) ERA: 3.65	7.0	L	31	4	6	5	6	4	1	0	0	0	1	38	58	6.43	1.143								
Jeff Terpko, R (8,1) ERA: 5.75	0.0		2	1	0	0	0	1	0	0	0	0	0	1	5	∞	∞								
Will McEnaney, L (8,1) ERA: 3.52	2.0	S	5	1	0	0	0	0	0	0	0	0	0	5	5	0.00	0.500								

New York Mets @ Montreal Expos
 Olympic Stadium, Montreal, QB
 Wed Jun 01 1977, 7:05 PM EDT
 Att: 13,397 - Unknown

AB	32
R	6
H	6
RBI	5
BB	6
SO	6
LOB	13



Batter	1	2	3	4	5	6	7	8	9	AB	R	H	RBI	BB	SO	LOB	BOTTOM								
Dave Cash, R (1,4) OBP: 0.322, SLG: 0.354	F8		F9		1-2 2-3 3H BB		1B 3B		6-3	4	1	1	2	1	0	0									
Chris Speier, R (1,6) OBP: 0.284, SLG: 0.312	4-3		F5		F8		1-3			5	0	0	0	0	0	4									
Ellis Valentine, R (1,9) OBP: 0.374, SLG: 0.557	BB		HR		F8		P4			3	1	1	1	1	0	1									
Tony Perez, R (1,3) OBP: 0.321, SLG: 0.413	F9		F6		K		FC6-4 1B			4	0	1	1	0	1	1									
Warren Cromartie, L (1,7) OBP: 0.328, SLG: 0.420		F7			F7		FC6-4 1-2f			4	0	0	0	0	0	1									
Jeff Terpko, R (8,1)					F7					0	0	0	0	0	0	0									
Will McEnaney, L (8,1)										0	0	0	0	0	0	0									
Gary Carter, R (1,2) OBP: 0.386, SLG: 0.561		FC4-6 1B BB			2B BB 1B		F7		6-3	3	1	1	0	1	0	0									
Del Unser, L (1,8) OBP: 0.345, SLG: 0.505					K		4-3		G3	4	0	1	0	0	1	1									
Larry Parrish, R (1,5) OBP: 0.310, SLG: 0.385		FC4-6 1-2f 2-3			BB 1-3 2B		F9		5-3	4	0	1	0	0	0	2									
Jackie Brown, R (1,1) Pete Mackanin, R (7, PH) OBP: 0.333, SLG: 0.423		K			BB BB				K	1	0	0	0	1	1	2									
										2	1	1	0	0	1	0									
Inning Stats	R: 0 E: 0 K: 0 S: 3	H: 0 LOB: 1 BB: 1 P: 7	R: 0 E: 0 K: 1 S: 6	H: 1 LOB: 2 BB: 1 P: 10	R: 1 E: 0 K: 0 S: 4	H: 1 LOB: 0 BB: 0 P: 4	R: 1 E: 0 K: 1 S: 7	H: 2 LOB: 3 BB: 2 P: 15	R: 0 E: 0 K: 0 S: 5	H: 0 LOB: 0 BB: 0 P: 5	R: 0 E: 0 K: 0 S: 3	H: 0 LOB: 0 BB: 0 P: 3	R: 2 E: 0 K: 0 S: 6	H: 3 LOB: 1 BB: 0 P: 6	R: 0 E: 0 K: 0 S: 3	H: 0 LOB: 0 BB: 0 P: 3	R: 0 E: 0 K: 1 S: 5	H: 0 LOB: 0 BB: 0 P: 5	1B: 4 2B: 1 3B: 1 HR: 1	SF: 0 SAC: 0 DP: 0 HBP: 0	WP: 0 PB: 0 SB: 0 CS: 0	PA: 38			
PITCHER	IP	WLS	BF	H	R	ER	SO	BB	IBB	HBP	BLK	WP	HR	S	P	ERA	WHIP								
Tom Seaver, R (1,1) ERA: 3.58	6.2	W	31	7	4	4	3	4	0	0	0	0	1	33	49	5.40	1.650								
Skip Lockwood, R (7,1) ERA: 3.81	2.1	S	7	0	0	0	1	0	0	0	0	0	0	9	9	0.00	0.000								

New York Mets @ Montreal Expos
 Olympic Stadium, Montreal, QB
 Wed Jun 01 1977, 7:05 PM EDT
 Att: 13,397 - Unknown

AB	34
R	4
H	7
RBI	4
BB	4
SO	4
LOB	12



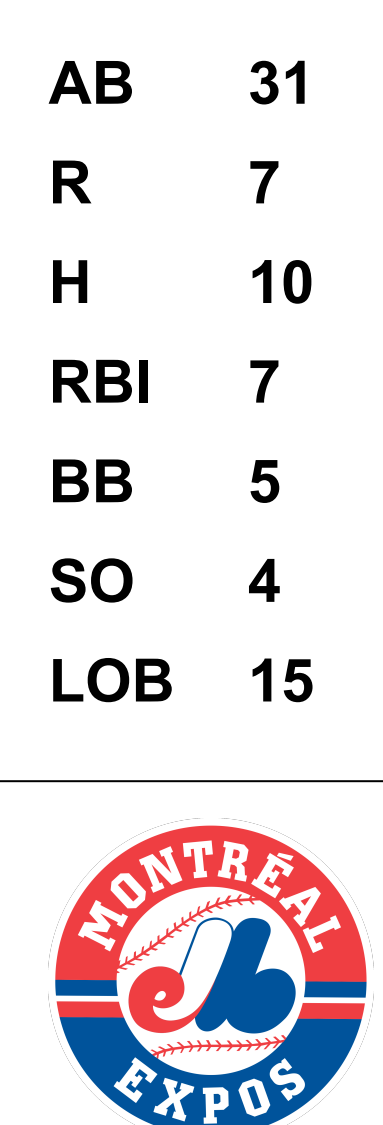
Batter	1	2	3	4	5	6	7	8	9	AB	R	H	RBI	BB	SO	LOB	TOP					
Lenny Randle, S OBP: 0.416, SLG: 0.465 (1, 5)										3	1	0	0	2	1	2	New York Mets @ Montreal Expos Olympic Stadium, Montreal, QB Thu Jun 02 1977, 7:05 PM EDT Att: 11,090 - Unknown					
Felix Milten, R OBP: 0.250, SLG: 0.250 (1, 4)										5	0	3	2	0	0	2						
John Milner, L OBP: 0.350, SLG: 0.500 (1, 3)										4	0	0	0	1	2	3						
Dave Kingman, R OBP: 0.276, SLG: 0.406 (1, 7)										2	1	1	0	3	0	2						
Mike Vail, R OBP: 0.387, SLG: 0.485 Ed Kranepool, L OBP: 0.362, SLG: 0.554 (6, PH) (6, 9)										2	1	1	0	1	1	2						
Bruce Boisclair, L OBP: 0.350, SLG: 0.374 (8, 9)										2	0	0	0	0	0	5						
John Stearns, R OBP: 0.365, SLG: 0.465 (1, 2)										4	1	1	1	1	1	2						
Lee Mazzilli, S OBP: 0.298, SLG: 0.272 (1, 8)										4	1	1	3	0	0	0						
Bud Harrelson, S OBP: 0.237, SLG: 0.217 (1, 6)										4	1	1	0	1	0	1						
Jerry Koosman, R OBP: 0.100, SLG: 0.207 Skip Lockwood, R OBP: 0.333, SLG: 0.333 (7, 1)										1	1	0	1	0	0	1						
Inning Stats	R: 0 E: 0 K: 2 S: 9	H: 1 LOB: 2 BB: 0 P: 9	R: 2 E: 0 K: 0 S: 4	H: 1 LOB: 1 BB: 2 P: 12	R: 0 E: 0 K: 1 S: 6	H: 2 LOB: 1 BB: 0 P: 6	R: 2 E: 0 K: 1 S: 8	H: 2 LOB: 1 BB: 0 P: 8	R: 2 E: 0 K: 0 S: 4	H: 1 LOB: 2 BB: 3 P: 12	R: 0 E: 0 K: 1 S: 5	H: 0 LOB: 0 BB: 0 P: 5	R: 1 E: 0 K: 0 S: 4	H: 1 LOB: 2 BB: 2 P: 12	R: 0 E: 0 K: 0 S: 3	H: 0 LOB: 0 BB: 0 P: 3	1B: 5 2B: 2 3B: 0 HR: 1	SF: 1 SAC: 2 DP: 2 HBP: 0	WP: 3 PB: 0 SB: 4 CS: 0	PA: 44		
PITCHER	IP WLS BF H R ER SO BB IBB HBP BLK WP HR S P ERA WHIP																					
Dan Warthen, L ERA: 7.49 Bill Atkinson, R ERA: 2.05 Jeff Terpko, R ERA: 5.66 Joe Kerrigan, R ERA: 3.06 Willi McEnaney, L ERA: 3.57	(1, 1)	(5, 1)	(6, 1)	(6, 1)	(8, 1)																	
Batter	1	2	3	4	5	6	7	8	9	AB	R	H	RBI	BB	SO	LOB	BOTTOM					
Dave Cash, R OBP: 0.319, SLG: 0.347 (1, 4)										4	0	0	0	1	0	3	New York Mets @ Montreal Expos Olympic Stadium, Montreal, QB Thu Jun 02 1977, 7:05 PM EDT Att: 11,090 - Unknown					
Chris Speier, R OBP: 0.294, SLG: 0.312 (1, 6)										3	0	1	1	2	1	0						
Ellis Valentine, R OBP: 0.371, SLG: 0.568 Willi McEnaney, L OBP: 0.143, SLG: 0.105 Wayne Garrett, L OBP: 0.226, SLG: 0.310 (9, PH)										4	1	1	1	0	0	5						
Tony Perez, R OBP: 0.319, SLG: 0.406 (1, 3)										3	0	0	0	1	1	0						
Gary Carter, R OBP: 0.375, SLG: 0.543 (1, 2)										4	1	0	0	0	1	1						
Larry Parrish, R OBP: 0.308, SLG: 0.381 (1, 5)										4	0	1	0	0	0	1						
Warren Cromartie, L OBP: 0.337, SLG: 0.432 (1, 7)										4	2	3	1	0	0	1						
Andre Dawson, R OBP: 0.292, SLG: 0.373 (1, 8)										4	0	1	0	0	2	2						
Dan Warthen, S OBP: 0.200, SLG: 0.111 Bill Atkinson, L OBP: 0.500, SLG: 0.500 Jose Maresca, R OBP: 0.143, SLG: 0.105 Jeff Terpko, R ERA: 5.66 Joe Kerrigan, R ERA: 3.06 Sam Mejias, R OBP: 0.162, SLG: 0.162 (8, 9)	(1, 1)	(5, 1)	(5, PH)	(6, 1)	(6, 1)	(7, PH)	(8, 9)															
Inning Stats	R: 0 E: 0 K: 1 S: 5	H: 0 LOB: 0 BB: 0 P: 5	R: 1 E: 0 K: 1 S: 6	H: 1 LOB: 1 BB: 1 P: 10	R: 0 E: 0 K: 0 S: 3	H: 0 LOB: 0 BB: 0 P: 3	R: 1 E: 0 K: 0 S: 4	H: 1 LOB: 0 BB: 0 P: 4	R: 1 E: 0 K: 0 S: 5	H: 2 LOB: 2 BB: 1 P: 9	R: 0 E: 0 K: 1 S: 6	H: 1 LOB: 1 BB: 0 P: 6	R: 0 E: 0 K: 0 S: 3	H: 1 LOB: 2 BB: 2 P: 11	R: 0 E: 0 K: 1 S: 5	H: 0 LOB: 0 BB: 0 P: 5		R: 1 E: 0 K: 1 S: 8	H: 3 LOB: 2 BB: 0 P: 8	1B: 6 2B: 2 3B: 0 HR: 1	SF: 1 SAC: 0 DP: 1 HBP: 0	WP: 0 PB: 1 SB: 0 CS: 0
PITCHER	IP WLS BF H R ER SO BB IBB HBP BLK WP HR S P ERA WHIP																					
Jerry Koosman, L ERA: 2.85 Skip Lockwood, R ERA: 3.77	(1, 1)	(7, 1)																				

Batter	1	2	3	4	5	6	7	8	9	AB	R	H	RBI	BB	SO	LOB	TOP					
Jerry Mumphrey, S (1.7)	0-0 4-3		0-0 HR 1B		0-0 CS 1B		0-0 4-3	0-0 4-3		4	1	2	1	0	0	0	St. Louis Cardinals @ Montreal Expos Olympic Stadium, Montreal, QB Sun Jun 05 1977, 3:33 AM EDT Att: 20,318 - Unknown					
Gary Templeton, S (1.6)	0-0 CS 1B		0-0 HR 1B		0-0 3-1		0-0 FC4-6 1B	0-0 FC4-6 1B		4	1	3	0	0	0	1						
Tony Scott, S (1.8)	0-0 3-1		0-0 HR		0-0 E7 E		0-3 K	0-3 K		4	2	1	3	0	1	2						
Ted Simmons, S (1.2)		0-0 6-3	0-0 1B		0-0 4-3		0-0 FC4-6	0-0 FC4-6		4	0	1	0	0	0	2						
Keith Hernandez, L (1.3)		0-0 F5	0-0 F8		0-0 E6		0-0 F5	0-0 F5		4	0	0	0	0	0	1						
Ken Reitz, R (1.5)		0-0 5-3		0-0 6-3		0-0 4-3		0-0 6-3		4	0	0	0	0	0	0						
Mike Anderson, R (1.9)			0-0 4-3	0-3 K		0-0 G2-6-4 1B		0-0 6-3		4	0	1	0	0	1	0						
Don Kessinger, S (1.4)			0-0 4-3	0-0 F7		0-3 K		0-0 6-3		3	0	0	0	0	1	1						
Pete Falcone, L (1.1)					0-0 6-3		0-0 G2-6-4	0-0 G2-6-4		2	1	1	0	0	0	0						
Clay Carroll, R (6.1)							0-0 G2-6-4	0-0 G2-6-4		1	0	0	0	0	0	1						
Butch Metzger, R (7.1)			1B 3B				1-2			0	0	0	0	0	0	0						
Inning Stats	R: 0 E: 0 K: 0 S: 3	H: 1 LOB: 0 BB: 0 P: 3	R: 0 E: 0 K: 0 S: 3	H: 0 LOB: 0 BB: 0 P: 3	R: 4 E: 0 K: 0 S: 8	H: 5 LOB: 1 BB: 0 P: 8	R: 0 E: 0 K: 1 S: 5	H: 0 LOB: 0 BB: 0 P: 5	R: 0 E: 0 K: 1 S: 5	H: 1 LOB: 0 BB: 0 P: 3	R: 1 E: 2 K: 0 S: 4	H: 0 LOB: 0 BB: 0 P: 4	R: 0 E: 0 K: 1 S: 6	H: 1 LOB: 1 BB: 0 P: 6	R: 0 E: 0 K: 0 S: 3	H: 0 LOB: 0 BB: 0 P: 3	1B: 7 2B: 0 3B: 1 HR: 1	SF: 0 SAC: 0 DP: 1 HBP: 0	WP: 0 PB: 0 SB: 0 CS: 2	PA: 34		
PITCHER	IP WLS BF H R ER SO BB IBB HBP BLK WP HR S P ERA WHIP	IP WLS BF H R ER SO BB IBB HBP BLK WP HR S P ERA WHIP	IP WLS BF H R ER SO BB IBB HBP BLK WP HR S P ERA WHIP	IP WLS BF H R ER SO BB IBB HBP BLK WP HR S P ERA WHIP	IP WLS BF H R ER SO BB IBB HBP BLK WP HR S P ERA WHIP	IP WLS BF H R ER SO BB IBB HBP BLK WP HR S P ERA WHIP	IP WLS BF H R ER SO BB IBB HBP BLK WP HR S P ERA WHIP	IP WLS BF H R ER SO BB IBB HBP BLK WP HR S P ERA WHIP	IP WLS BF H R ER SO BB IBB HBP BLK WP HR S P ERA WHIP	IP WLS BF H R ER SO BB IBB HBP BLK WP HR S P ERA WHIP	IP WLS BF H R ER SO BB IBB HBP BLK WP HR S P ERA WHIP	IP WLS BF H R ER SO BB IBB HBP BLK WP HR S P ERA WHIP	IP WLS BF H R ER SO BB IBB HBP BLK WP HR S P ERA WHIP	IP WLS BF H R ER SO BB IBB HBP BLK WP HR S P ERA WHIP	IP WLS BF H R ER SO BB IBB HBP BLK WP HR S P ERA WHIP	IP WLS BF H R ER SO BB IBB HBP BLK WP HR S P ERA WHIP	IP WLS BF H R ER SO BB IBB HBP BLK WP HR S P ERA WHIP	IP WLS BF H R ER SO BB IBB HBP BLK WP HR S P ERA WHIP	IP WLS BF H R ER SO BB IBB HBP BLK WP HR S P ERA WHIP	IP WLS BF H R ER SO BB IBB HBP BLK WP HR S P ERA WHIP	IP WLS BF H R ER SO BB IBB HBP BLK WP HR S P ERA WHIP	IP WLS BF H R ER SO BB IBB HBP BLK WP HR S P ERA WHIP

AB 34
R 5
H 9
RBI 4
BB 0
SO 3
LOB 8




Batter	1	2	3	4	5	6	7	8	9	AB	R	H	RBI	BB	SO	LOB	BOTTOM					
Dave Cash, R (1.4)	0-0 F9		4-0 BB		0-0 4-3		0-0 SH1-4 2B 1B	0-0 4-3		4	1	1	0	1	0	2	St. Louis Cardinals @ Montreal Expos Olympic Stadium, Montreal, QB Sun Jun 05 1977, 3:33 AM EDT Att: 20,318 - Unknown					
Chris Speier, R (1.6)	0-0 F9		0-0 F5		4-0 BB		0-0 SH1-4			2	0	0	0	1	0	1						
Ellis Valentine, R (1.9)	0-0 F8		0-3 K		0-3 K		0-0 2B			4	0	1	1	0	2	2						
Tony Perez, R (1.3)		4-0 1B 2B BB	0-0 L6		0-0 HR		4-0 CS IBB			2	2	1	1	2	0	1						
Gary Carter, R (1.2)		0-0 2B 1B		0-3 K		0-0 HR		0-0 F7		4	2	2	1	0	1	2						
Larry Parrish, R (1.5)		0-0 5-3 2B		0-0 5-3		0-0 HR		0-0 F9		4	0	2	2	0	0	0						
Warren Cromartie, L (1.7)		0-0 P6		0-0 F9		0-0 FC5-4		0-0 FC1-5 2B		4	0	1	0	0	0	2						
Del Unser, L (9.8)						0-0 FC5-4		0-0 FC1-5		0	0	0	0	0	0	0						
Andre Dawson, R (1.8)		0-0 5-3		0-0 HR		0-0 G5-4-3		4-0 FC1-5 BB		3	1	1	1	1	0	2						
Santo Alcala, R (1.1)		0-3 K		0-0 F9		0-0 HR		0-0 FC1-5		1	0	0	0	0	1	1						
Don Stanhouse, R (3.1)								0-0 FC1-5		1	0	0	0	0	0	0						
Sam Mejias, R (7. PH)								1-2 2-3		1	1	1	1	0	0	0						
Joe Kerrigan, R (8.1)								1-2 2-3		1	0	0	0	0	0	2						
Inning Stats	R: 0 E: 0 K: 0 S: 3	H: 0 LOB: 0 BB: 0 P: 3	R: 2 E: 0 K: 1 S: 7	H: 2 LOB: 1 BB: 1 P: 11	R: 0 E: 0 K: 1 S: 5	H: 0 LOB: 1 BB: 1 P: 9	R: 0 E: 0 K: 1 S: 5	H: 0 LOB: 0 BB: 0 P: 5	R: 1 E: 0 K: 1 S: 6	H: 1 LOB: 1 BB: 1 P: 10	R: 2 E: 0 K: 0 S: 5	H: 3 LOB: 0 BB: 0 P: 5	R: 2 E: 0 K: 0 S: 5	H: 3 LOB: 1 BB: 1 P: 9	R: 0 E: 0 K: 0 S: 4	H: 1 LOB: 2 BB: 1 P: 8	1B: 3 2B: 3 3B: 0 HR: 4	SF: 0 SAC: 1 DP: 1 HBP: 0	WP: 0 PB: 0 SB: 0 CS: 1	PA: 37		
PITCHER	IP WLS BF H R ER SO BB IBB HBP BLK WP HR S P ERA WHIP	IP WLS BF H R ER SO BB IBB HBP BLK WP HR S P ERA WHIP	IP WLS BF H R ER SO BB IBB HBP BLK WP HR S P ERA WHIP	IP WLS BF H R ER SO BB IBB HBP BLK WP HR S P ERA WHIP	IP WLS BF H R ER SO BB IBB HBP BLK WP HR S P ERA WHIP	IP WLS BF H R ER SO BB IBB HBP BLK WP HR S P ERA WHIP	IP WLS BF H R ER SO BB IBB HBP BLK WP HR S P ERA WHIP	IP WLS BF H R ER SO BB IBB HBP BLK WP HR S P ERA WHIP	IP WLS BF H R ER SO BB IBB HBP BLK WP HR S P ERA WHIP	IP WLS BF H R ER SO BB IBB HBP BLK WP HR S P ERA WHIP	IP WLS BF H R ER SO BB IBB HBP BLK WP HR S P ERA WHIP	IP WLS BF H R ER SO BB IBB HBP BLK WP HR S P ERA WHIP	IP WLS BF H R ER SO BB IBB HBP BLK WP HR S P ERA WHIP	IP WLS BF H R ER SO BB IBB HBP BLK WP HR S P ERA WHIP	IP WLS BF H R ER SO BB IBB HBP BLK WP HR S P ERA WHIP	IP WLS BF H R ER SO BB IBB HBP BLK WP HR S P ERA WHIP	IP WLS BF H R ER SO BB IBB HBP BLK WP HR S P ERA WHIP	IP WLS BF H R ER SO BB IBB HBP BLK WP HR S P ERA WHIP	IP WLS BF H R ER SO BB IBB HBP BLK WP HR S P ERA WHIP	IP WLS BF H R ER SO BB IBB HBP BLK WP HR S P ERA WHIP	IP WLS BF H R ER SO BB IBB HBP BLK WP HR S P ERA WHIP	IP WLS BF H R ER SO BB IBB HBP BLK WP HR S P ERA WHIP



Batter	1	2	3	4	5	6	7	8	9	AB	R	H	RBI	BB	SO	LOB	TOP			
Jerry Royster, R (1, 6) OBP: 0.320, SLG: 0.302										4	0	0	0	0	2	2	Atlanta Braves @ Montreal Expos Olympic Stadium, Montreal, QB Wed Jun 08 1977, 7:05 PM EDT Att: 15,425 - Unknown			
Barry Bonnell, R (1, 8) OBP: 0.330, SLG: 0.441										4	0	0	0	0	1					
Willie Montanez, L (1, 3) OBP: 0.333, SLG: 0.440										3	0	2	0	1	0					
Jeff Burroughs, R (1, 9) OBP: 0.366, SLG: 0.507										4	0	1	0	0	1					
Gary Matthews, R (1, 7) OBP: 0.361, SLG: 0.470										3	0	1	0	1	0					
Vic Correll, R (1, 2) OBP: 0.380, SLG: 0.500										3	0	0	0	0	1					
Biff Pocoroba, S (9, PH) OBP: 0.380, SLG: 0.488										1	0	1	0	0	0					
Junior Moore, R (1, 5) OBP: 0.331, SLG: 0.357										4	0	1	0	0	1					
Darrel Chaney, S (1, 4) OBP: 0.315, SLG: 0.370										4	0	0	0	0	3					
Andy Messersmith, R (1, 1) OBP: 0.200, SLG: 0.136										1	0	0	0	1	1					
Rowland Office, L (7, PH) OBP: 0.255, SLG: 0.312										1	0	0	0	0	1					
Steve Kline, R (7, 1)										0	0	0	0	0	0					
Inning Stats	R: 0 E: 0 K: 1 S: 7	H: 2 LOB: 2 BB: 0 P: 7	R: 0 E: 0 K: 0 S: 3	H: 0 LOB: 0 BB: 0 P: 3	R: 0 E: 1 K: 2 S: 8	H: 0 LOB: 2 BB: 1 P: 12	R: 0 E: 0 K: 2 S: 7	H: 0 LOB: 0 BB: 1 P: 11	R: 0 E: 0 K: 1 S: 4	H: 1 LOB: 1 BB: 0 P: 4	R: 0 E: 0 K: 1 S: 6	H: 1 LOB: 1 BB: 0 P: 6	R: 0 E: 0 K: 0 S: 4	H: 1 LOB: 0 BB: 0 P: 4	R: 0 E: 0 K: 0 S: 3	H: 1 LOB: 0 BB: 0 P: 3	1B: 5 2B: 1 3B: 0 HR: 0	SF: 0 SAC: 0 DP: 2 HBP: 0	WP: 0 PB: 0 SB: 0 CS: 0	PA: 35
PITCHER Steve Rogers, R (1, 1) ERA: 1.77	IP: 9.0 WLS: W BF: 35 H: 6 R: 0 ER: 0 SO: 7 BB: 3 IBB: 0 HBP: 0 BLK: 0 WP: 0 HR: 0 S: 46 P: 58 ERA: 0.00 WHIP: 1.000																			

Batter	1	2	3	4	5	6	7	8	9	AB	R	H	RBI	BB	SO	LOB	BOTTOM			
Dave Cash, R (1, 4) OBP: 0.335, SLG: 0.357										4	1	2	1	1	0	1	Atlanta Braves @ Montreal Expos Olympic Stadium, Montreal, QB Wed Jun 08 1977, 7:05 PM EDT Att: 15,425 - Unknown			
Chris Speier, R (1, 6) OBP: 0.322, SLG: 0.338										3	2	1	1	2	0	2				
Ellis Valentine, R (1, 9) OBP: 0.357, SLG: 0.535										5	0	1	1	0	4					
Tony Perez, R (1, 3) OBP: 0.347, SLG: 0.446										4	1	2	1	0	0					
Warren Cromartie, L (1, 7) OBP: 0.324, SLG: 0.417										3	1	2	1	1	0					
Sam Mejias, R (8, 8) OBP: 0.231, SLG: 0.462										0	0	0	0	0	0					
Gary Carter, R (1, 2) OBP: 0.356, SLG: 0.561										4	0	0	0	0	2					
Larry Parrish, R (1, 5) OBP: 0.321, SLG: 0.413										3	1	1	0	1	2					
Andre Dawson, R (1, 8) OBP: 0.291, SLG: 0.377										4	0	0	1	0	2					
Steve Rogers, R (1, 1) OBP: 0.150, SLG: 0.105										3	0	0	0	0	2					
Inning Stats	R: 2 E: 1 K: 1 S: 7	H: 1 LOB: 2 BB: 2 P: 15	R: 0 E: 1 K: 0 S: 4	H: 0 LOB: 1 BB: 0 P: 4	R: 0 E: 0 K: 0 S: 4	H: 1 LOB: 1 BB: 0 P: 4	R: 1 E: 0 K: 0 S: 5	H: 2 LOB: 2 BB: 1 P: 9	R: 0 E: 0 K: 2 S: 8	H: 1 LOB: 1 BB: 0 P: 8	R: 0 E: 0 K: 1 S: 6	H: 1 LOB: 2 BB: 1 P: 10	R: 2 E: 0 K: 2 S: 9	H: 2 LOB: 1 BB: 1 P: 13	R: 1 E: 0 K: 0 S: 4	H: 1 LOB: 0 BB: 0 P: 4	1B: 2 2B: 6 3B: 0 HR: 1	SF: 1 SAC: 1 DP: 0 HBP: 0	WP: 1 PB: 0 SB: 3 CS: 0	PA: 40
PITCHER Andy Messersmith, R (1, 1) ERA: 4.13	IP: 6.0 WLS: L BF: 30 H: 6 R: 3 ER: 2 SO: 4 BB: 3 IBB: 0 HBP: 0 BLK: 0 WP: 1 HR: 0 S: 34 P: 50 ERA: 3.00 WHIP: 1.667																			
PITCHER Steve Kline, R (7, 1) ERA: 6.75	IP: 2.0 WLS: L BF: 10 H: 3 R: 3 ER: 3 SO: 2 BB: 0 IBB: 1 HBP: 0 BLK: 1 WP: 0 HR: 1 S: 13 P: 17 ERA: 13.50 WHIP: 1.500																			



Batter	1	2	3	4	5	6	7	8	9	AB	R	H	RBI	BB	SO	LOB	TOP			
Dave Cash, R OBP: 0.339, SLG: 0.356 Pete Mackanin, R OBP: 0.310, SLG: 0.393	4-0 BB G6-4-3		4-0 BB 1-2		0-0 G4-6-3 1-2			0-3 K		1	0	0	0	2	0	1				
Chris Spaier, R OBP: 0.317, SLG: 0.331 Pepe Frias, R OBP: 0.091, SLG: 0.091	0-0 G6-4-3 1-2		0-0 F9 2-3				0-0 F9		0-0 1-3	3	0	0	0	0	0	3				
Ellis Valentine, R OBP: 0.360, SLG: 0.534 Wayne Garrett, L OBP: 0.250, SLG: 0.310	0-3 K			0-0 FC6-4 BB 1B			0-0 S 1B		0-0 5-3	4	0	2	0	0	1	0				
Tony Perez, R OBP: 0.347, SLG: 0.441 Jose Morales, R OBP: 0.136, SLG: 0.100		0-0 F2		4-0 FC6-4 BB			0-3 K 1-2		0-0 F4-3	2	0	0	0	1	1	1				
Gary Carter, R OBP: 0.355, SLG: 0.550	4-0 BB G6-3		0-0 F9				0-0 F7		0-3 K	3	0	0	0	1	1	3				
Warren Cromartie, L OBP: 0.318, SLG: 0.409	0-0 G6-3 1-2		0-0 FC6-4				0-0 6-3		0-0 F4-3	4	0	0	0	0	0	3				
Larry Parrish, R OBP: 0.316, SLG: 0.407			0-3 K		0-0 F9				0-0 F1-4-3	3	0	0	0	0	1	2				
Andre Dawson, R OBP: 0.299, SLG: 0.408			0-0 S BB 1B		0-0 4-3				0-0 HR	3	1	2	1	0	0	0				
Stan Bahnsen, R OBP: 0.206, SLG: 0.687 Dan Warthen, S OBP: 0.200, SLG: 0.111 Sam Mize, S OBP: 0.126, SLG: 0.500 Santo Alcala, R OBP: 0.150, SLG: 0.500 Barry Foote, R OBP: 0.256, SLG: 0.489 Tom Walker, R OBP: 0.100, SLG: 0.100			0-0 F2		0-0 G4-6-3 1B				0-0 G3	1	0	0	0	0	0	1				
Inning Stats	R: 0 E: 0 K: 1 S: 4	H: 0 LOB: 0 BB: 1 P: 8	R: 0 E: 0 K: 0 S: 2	H: 0 LOB: 0 BB: 1 P: 6	R: 0 E: 0 K: 1 S: 6	H: 1 LOB: 2 BB: 1 P: 10	R: 0 E: 0 K: 0 S: 4	H: 1 LOB: 0 BB: 1 P: 8	R: 0 E: 0 K: 0 S: 3	H: 1 LOB: 1 BB: 0 P: 6	R: 1 E: 0 K: 0 S: 4	H: 1 LOB: 0 BB: 0 P: 4	R: 0 E: 0 K: 1 S: 5	H: 0 LOB: 0 BB: 0 P: 5	R: 0 E: 0 K: 1 S: 5	H: 0 LOB: 0 BB: 0 P: 5	1B: 4 2B: 0 3B: 0 HR: 1	SF: 0 SAC: 0 DP: 3 HBP: 0	WP: 0 PB: 0 SB: 2 CS: 0	PA: 33
PITCHER	IP WLS BF H R ER SO BB IBB HBP BLK WP HR S P ERA WHIP	IP WLS BF H R ER SO BB IBB HBP BLK WP HR S P ERA WHIP																		
Fred Norman, L ERA: 2.78	(1, 1)	6.0	W	23	4	0	0	3	4	0	0	0	0	0	0	0	0	0.00	1.333	
Pedro Borbon, R ERA: 3.07	(7, 1)	3.0	S	10	1	1	1	2	0	0	0	0	0	0	1	14	14	3.00	0.333	

Montreal Expos @ Cincinnati Reds
Riverfront Stadium, Cincinnati, OH
Fri Jun 10 1977, 7:05 PM EDT
Att: 35,148 - Unknown

AB	29
R	1
H	5
RBI	1
BB	4
SO	5
LOB	14



Batter	1	2	3	4	5	6	7	8	9	AB	R	H	RBI	BB	SO	LOB	BOTTOM			
Pete Rose, S OBP: 0.399, SLG: 0.442 Doug Flynn, R OBP: 0.185, SLG: 0.231	0-0 F8		0-0 4-3		0-0 6-3			0-3 K		4	1	1	1	0	0	2				
Ken Griffey, L OBP: 0.383, SLG: 0.440 Champ Summers, L OBP: 0.200, SLG: 0.368	0-0 4-3		0-0 2B 1B		0-0 G3 BLK 1B			0-0 F7		5	2	3	1	0	0	0				
Joe Morgan, L OBP: 0.423, SLG: 0.489 Ray Knight, R OBP: 0.455, SLG: 0.700	0-0 4-3		0-0 1B 2B		0-0 G3 1-3			4-0 HR BB		4	0	1	0	0	0	2				
Dan Driessen, L OBP: 0.356, SLG: 0.434		0-0 6-3 2B 1B		0-0 4-3		0-0 HR 1B		0-0 HR		5	3	3	3	0	0	2				
George Foster, R OBP: 0.385, SLG: 0.571		0-0 6-3 1-2		0-0 2B 1B		0-0 HR		0-0 6-3		5	2	2	3	0	0	1				
Johnny Bench, R OBP: 0.287, SLG: 0.509 Pedro Borbon, R OBP: 0.500, SLG: 0.625		0-0 FC3-6 2B		0-0 2B 1B		0-0 1-3		0-0 F7		4	2	2	1	0	0	0				
Dave Concepcion, R OBP: 0.343, SLG: 0.361		4-0 FC3-6 BB		0-0 1H 2H 2B		0-0 2B 1B		0-0 F8		3	1	2	2	1	0	0				
Cesar Geronimo, L OBP: 0.337, SLG: 0.439		0-0 FC3-6 1B		0-0 BB		0-0 F7		0-0 HR		3	1	1	1	1	0	3				
Fred Norman, S OBP: 0.138, SLG: 0.138 Bill Plummer, R OBP: 0.264, SLG: 0.239		0-0 1-2 1B		0-0 K		0-0 P5		0-0 6-3		3	0	1	1	0	1	3				
Inning Stats	R: 0 E: 0 K: 0 S: 3	H: 0 LOB: 0 BB: 0 P: 3	R: 2 E: 0 K: 0 S: 6	H: 3 LOB: 2 BB: 1 P: 10	R: 3 E: 0 K: 1 S: 9	H: 5 LOB: 2 BB: 1 P: 13	R: 3 E: 0 K: 0 S: 6	H: 3 LOB: 0 BB: 0 P: 6	R: 2 E: 0 K: 0 S: 6	H: 3 LOB: 1 BB: 0 P: 6	R: 0 E: 0 K: 0 S: 3	H: 0 LOB: 0 BB: 0 P: 3	R: 1 E: 0 K: 1 S: 6	H: 1 LOB: 0 BB: 1 P: 6	R: 2 E: 0 K: 1 S: 6	H: 1 LOB: 0 BB: 1 P: 10	1B: 9 2B: 4 3B: 0 HR: 3	SF: 0 SAC: 0 DP: 0 HBP: 0	WP: 0 PB: 0 SB: 0 CS: 0	PA: 42
PITCHER	IP WLS BF H R ER SO BB IBB HBP BLK WP HR S P ERA WHIP	IP WLS BF H R ER SO BB IBB HBP BLK WP HR S P ERA WHIP																		
Stan Bahnsen, R ERA: 7.09	(1, 1)	2.2	L	16	8	5	5	0	1	0	0	0	0	0	0	0	0	16.88	3.375	
Dan Warthen, L ERA: 7.97	(3, 1)	1.1		8	3	3	3	1	1	0	0	1	0	0	1	9	13	20.25	3.000	
Santo Alcala, R ERA: 7.64	(5, 1)	2.0		9	3	2	2	0	0	0	0	0	0	0	9	9	9.00	1.500		
Tom Walker, R ERA: 11.25	(7, 1)	2.0		9	2	3	3	2	1	0	0	0	0	2	12	16	13.50	1.500		

Montreal Expos @ Cincinnati Reds
Riverfront Stadium, Cincinnati, OH
Fri Jun 10 1977, 7:05 PM EDT
Att: 35,148 - Unknown

AB	39
R	13
H	16
RBI	13
BB	3
SO	3
LOB	13



Batter	1	2	3	4	5	6	7	8	9	AB	R	H	RBI	BB	SO	LOB	TOP											
Dave Cash, R OBP: 0.344, SLG: 0.361 (1, 4)	0-0 SH5-3 3B 1B	0-0 4-3			0-0 2B 1B	0-0 G1-6-3 1B			0-0 F9	5	2	3	0	0	0	0												
Chris Speier, R OBP: 0.319, SLG: 0.329 (1, 6)	4-0 SH5-3 3B BB		0-3 K		0-0 2B 1B	0-0 G1-6-3 1B			0-0 6-3	4	2	1	0	1	1	2												
Ellis Valentine, R OBP: 0.362, SLG: 0.539 (1, 9)	0-0 SH5-3 1-2 2-3		0-0 6-3		0-0 2B 2B			0-0 P4	4	1	2	1	0	0	0	0												
Tony Perez, R OBP: 0.353, SLG: 0.458 (1, 3)	0-0 1B 3B		0-0 5-3		0-0 2B			0-3 K	4	1	2	4	1	1	0													
Warren Cromartie, L OBP: 0.320, SLG: 0.408 Sam Mejias, R OBP: 0.266, SLG: 0.500 (1, 7) (9, 8)	0-0 1B			0-0 BLK 1B	0-0 6-3			0-0 4-3	5	0	2	1	0	0	0	2												
Gary Carter, R OBP: 0.353, SLG: 0.542 (1, 2)	0-3 K		0-3 5-3		0-0 E5			0-0 SH1-3 1B	4	0	1	0	0	0	1	2												
Larry Parrish, R OBP: 0.312, SLG: 0.400 (1, 5)	0-3 K		0-3 K		0-0 F8			0-0 SH1-3 1B	3	0	0	0	0	0	2	3												
Andre Dawson, R OBP: 0.305, SLG: 0.406 (1, 8) (9, 7)		0-0 1B		4-0 IBB	0-0 6-3			0-0 5-3	3	0	1	0	1	0	1													
Jackie Brown, R OBP: 0.200, SLG: 0.143 Wayne Garrett, L OBP: 0.242, SLG: 0.300 Joe Kerrigan, R (8, PH) (8, 1)		0-0 G5-6-4-3 1-2		0-3 K	0-0 1B			0-0 L4	3	0	1	0	0	0	1	3												
Inning Stats	R: 3 E: 0 K: 2 S: 10	H: 3 LOB: 1 BB: 1 P: 14	R: 0 E: 0 K: 0 S: 3	H: 1 LOB: 0 BB: 0 P: 3	R: 0 E: 0 K: 1 S: 5	H: 0 LOB: 0 BB: 0 P: 5	R: 0 E: 0 K: 2 S: 8	H: 1 LOB: 2 BB: 1 P: 12	R: 3 E: 1 K: 0 S: 7	H: 4 LOB: 1 BB: 0 P: 7	R: 0 E: 0 K: 0 S: 4	H: 2 LOB: 1 BB: 0 P: 4	R: 0 E: 0 K: 1 S: 5	H: 0 LOB: 0 BB: 0 P: 5	R: 0 E: 0 K: 0 S: 4	H: 1 LOB: 1 BB: 0 P: 4	R: 0 E: 0 K: 0 S: 4	H: 1 LOB: 2 BB: 1 P: 8	R: 0 E: 0 K: 0 S: 4	H: 1 LOB: 2 BB: 1 P: 8	1B: 10 2B: 2 3B: 1 HR: 0	SF: 0 SAC: 2 DP: 2 HBP: 0	WP: 0 PB: 0 SB: 2 CS: 0	PA: 41				
PITCHER	IP	WLS	BF	H	R	ER	SO	BB	IBB	HBP	BLK	WP	HR	S	P	ERA	WHIP											
Gary Nolan, R ERA: 3.92 Dale Murray, R ERA: 5.01 Tom Hume, R ERA: 10.03	(1, 1) (5, 1) (7, 1)	4.0 2.0 3.0	L 8 12	21 3 2	8 0 0	6 0 0	5 0 1	1 0 1	1 0 0	0 0 0	1 0 0	0 0 0	0 0 0	0 8 13	29 8 17	37 8 17	13.50 0.00 0.00	2.250 1.500 1.000										
Batter	1	2	3	4	5	6	7	8	9	AB	R	H	RBI	BB	SO	LOB	BOTTOM											
Pete Rose, S OBP: 0.399, SLG: 0.452 (1, 5)	0-0 4-3		0-0 1-3		4-0 FC4-6 BB				0-0 F8	4	1	1	1	1	0	0												
Ken Griffey, L OBP: 0.364, SLG: 0.437 (1, 9)	4-0 FC4-6 BB		0-0 S 1B		0-0 FC4-6 1B				0-0 F7	4	1	1	0	1	0	1												
Joe Morgan, L OBP: 0.420, SLG: 0.484 (1, 4)	0-0 F5		0-0 F2		0-0 1B 1B				0-0 F3	4	0	1	0	0	0	2												
Dan Driessen, L OBP: 0.349, SLG: 0.424 (1, 3)	0-0 FC4-6 1-2		0-0 3-1		0-0 P6				0-0 F7	4	0	0	0	0	0	4												
George Foster, R OBP: 0.397, SLG: 0.569 (1, 7)		0-0 6-3		0-0 F8	0-0 1-3 2-H 1B			0-0 FC1-5 BB 1B	4	0	2	1	0	0	0													
Johnny Bench, R OBP: 0.292, SLG: 0.506 Ed Armbrister, R OBP: 0.364, SLG: 0.526 Bill Plummer, R OBP: 0.264, SLG: 0.239 (1, 2) (8, FR) (9, 2)		0-0 HR 1B		0-0 P5	0-0 P6			4-0 FC1-5 BB 1B	3	1	1	0	1	0	2													
Dave Concepcion, R OBP: 0.346, SLG: 0.385 (1, 6)		0-0 HR		0-0 2B	0-0 FC1-5 BB 1B			0-0 FC1-5 BB	0	0	0	0	0	0	0													
Cesar Geronimo, L OBP: 0.340, SLG: 0.438 (1, 8)		0-0 F7		4-0 FC5-4 IBB	0-0 L3 1B			0-0 G6-4-3	4	1	2	2	0	0	2													
Gary Nolan, R OBP: 0.067, SLG: 0.067 Dale Murray, R Champ Summers, L OBP: 0.190, SLG: 0.350 Tom Hume, R Mike Lum, L OBP: 0.172, SLG: 0.185 (1, 1) (5, 1) (6, PH) (7, 1) (9, PH)		0-0 F9		0-0 FC5-4	0-0 L3			0-0 K	2	0	0	0	0	0	2													
Inning Stats	R: 0 E: 0 K: 0 S: 3	H: 0 LOB: 1 BB: 1 P: 7	R: 2 E: 0 K: 0 S: 5	H: 2 LOB: 0 BB: 0 P: 5	R: 0 E: 0 K: 0 S: 4	H: 1 LOB: 2 BB: 1 P: 4	R: 0 E: 0 K: 0 S: 4	H: 1 LOB: 2 BB: 1 P: 8	R: 1 E: 0 K: 0 S: 5	H: 2 LOB: 2 BB: 1 P: 9	R: 0 E: 0 K: 0 S: 3	H: 1 LOB: 0 BB: 0 P: 3	R: 1 E: 0 K: 0 S: 4	H: 1 LOB: 0 BB: 0 P: 4	R: 0 E: 0 K: 0 S: 3	H: 1 LOB: 2 BB: 1 P: 7	R: 0 E: 0 K: 1 S: 5	H: 0 LOB: 0 BB: 0 P: 5	R: 0 E: 0 K: 0 S: 4	H: 0 LOB: 0 BB: 0 P: 5	1B: 6 2B: 2 3B: 0 HR: 2	SF: 0 SAC: 0 DP: 2 HBP: 0	WP: 0 PB: 0 SB: 1 CS: 0	PA: 38				
PITCHER	IP	WLS	BF	H	R	ER	SO	BB	IBB	HBP	BLK	WP	HR	S	P	ERA	WHIP											
Jackie Brown, R ERA: 3.58 Joe Kerrigan, R ERA: 2.58	(1, 1) (8, 1)	7.0 2.0	W S	31 7	8 1	4 0	4 0	0 1	2 1	0 0	0 0	0 0	0 0	2 8	28 12	40 12	5.14 0.00	1.429 1.000										

Montreal Expos @ Cincinnati Reds
Riverfront Stadium, Cincinnati, OH
Sat Jun 11 1977, 7:05 PM EDT
Att: 36,300 - Unknown

AB	36
R	6
H	13
RBI	6
BB	3
SO	6
LOB	14



Montreal Expos @ Cincinnati Reds
Riverfront Stadium, Cincinnati, OH
Sat Jun 11 1977, 7:05 PM EDT
Att: 36,300 - Unknown

AB	34
R	4
H	9
RBI	4
BB	4
SO	1
LOB	16



Batter	1	2	3	4	5	6	7	8	9	AB	R	H	RBI	BB	SO	LOB	TOP								
Dave Cash, R OBP: 0.345, SLG: 0.370 (1, 4)	0-0 4-3		0-3 K			0-0 4-3 3B		0-0 1-3 1B	0-0 F5-3	5	1	2	0	0	1	1									
Chris Speier, R OBP: 0.314, SLG: 0.324 Pepe Frias, R OBP: 0.083, SLG: 0.083 (1, 6) (6, 6)	0-0 F2			0-0 G3		0-0 4-3		0-0 1-3 1-2		3	0	0	1	0	0	0									
Ellis Valentine, R OBP: 0.365, SLG: 0.538 (1, 9)	0-0 1B			0-0 G6-4-3 1B		0-0 1-3		0-0 L6		4	0	2	0	0	0	1									
Tony Perez, R OBP: 0.351, SLG: 0.454 Sam Mejias, R OBP: 0.296, SLG: 0.500 (1, 3) (9, PR) (9, 8)	0-0 4-3			0-0 G6-4-3 1-2			0-0 F9		0-0 2B 1B	4	0	1	0	0	0	2									
Warren Cromartie, L OBP: 0.319, SLG: 0.410 (1, 7) (9, 3)		0-0 P6			0-0 G3		0-0 F9		0-0 F8 1B 2B	4	1	1	1	0	0	0									
Gary Carter, R OBP: 0.350, SLG: 0.541 (1, 2)	0-0 1-3				0-0 2B		0-0 F3		0-0 F8 2-3	4	0	1	0	0	0	2									
Larry Parrish, R OBP: 0.315, SLG: 0.402 (1, 5)	0-3 K				0-0 L6			0-0 HR 1B	0-0 1B SF8 1B	4	2	2	1	0	1	1									
Andre Dawson, R OBP: 0.310, SLG: 0.432 (1, 8) (9, 7)			0-0 F8		0-0 6-3			0-0 HR 1B	0-0 1-3 1B	4	1	2	2	0	0	1									
Steve Rogers, R OBP: 0.143, SLG: 0.100 Will McEnaney, L OBP: 0.333, SLG: 0.473 Del Unser, L OBP: 0.250, SLG: 0.250 Tom Walker, R OBP: 0.250, SLG: 0.250 Wayne Garrett, L OBP: 0.250, SLG: 0.250 Joe Kerrigan, R OBP: 0.250, SLG: 0.250 (1, 1) (6, 1) (8, 1) (9, PH) (9, 1)			0-3 K			0-0 3-1		0-0 4-3	0-0 SF8	2	0	0	0	0	0	1									
Inning Stats	R: 0 E: 0 K: 0 S: 4	H: 1 LOB: 1 BB: 0 P: 4	R: 0 E: 0 K: 1 S: 5	H: 0 LOB: 0 BB: 0 P: 5	R: 0 E: 0 K: 2 S: 7	H: 0 LOB: 0 BB: 0 P: 7	R: 0 E: 0 K: 0 S: 3	H: 1 LOB: 0 BB: 0 P: 3	R: 0 E: 0 K: 0 S: 4	H: 1 LOB: 1 BB: 0 P: 4	R: 1 E: 0 K: 0 S: 4	H: 1 LOB: 0 BB: 0 P: 4	R: 0 E: 0 K: 0 S: 3	H: 0 LOB: 0 BB: 0 P: 3	R: 2 E: 0 K: 0 S: 6	H: 3 LOB: 1 BB: 0 P: 6	R: 3 E: 0 K: 0 S: 7	H: 4 LOB: 1 BB: 0 P: 7	1B: 7 2B: 2 3B: 1 HR: 1	SF: 1 SAC: 0 DP: 1 HBP: 0	WP: 0 PB: 0 SB: 0 CS: 0	PA: 37			
PITCHER	IP	WLS	BF	H	R	ER	SO	BB	IBB	HBP	BLK	WP	HR	S	P	ERA	WHIP								
Pat Zachry, R ERA: 5.04 (1, 1)	7.1		28	7	3	3	3	0	0	0	0	0	1	34	34	3.68	0.955								
Rawly Eastwick, R ERA: 3.29 (8, 1)	1.0		6	3	3	3	0	0	0	0	0	0	0	6	6	27.00	3.000								
Pedro Borbon, R ERA: 3.02 (9, 1)	0.2	W	3	1	0	0	0	0	0	0	0	0	0	3	3	0.00	1.500								

Montreal Expos @ Cincinnati Reds
Riverfront Stadium, Cincinnati, OH
Sun Jun 12 1977, 3:33 AM EDT
Unknown

AB	36
R	6
H	11
RBI	6
BB	0
SO	3
LOB	9



Batter	1	2	3	4	5	6	7	8	9	AB	R	H	RBI	BB	SO	LOB	BOTTOM								
Pete Rose, S OBP: 0.397, SLG: 0.453 Doug Flynn, R OBP: 0.214, SLG: 0.259 Ed Armbrister, R OBP: 0.364, SLG: 0.526 (1, 5) (8, 5) (9, PR)	0-0 F9		0-0 6-3		0-0 G3	0-0 2B			0-0 BB 1B FC4 1B	4	0	1	0	0	0	0									
Ken Griffey, L OBP: 0.388, SLG: 0.445 (1, 9)	0-0 4-3		0-0 HR 2B		0-0 1B	0-0 F9			0-0 FC4 BB 1B	5	1	3	0	0	0	1									
Joe Morgan, L OBP: 0.420, SLG: 0.495 (1, 4)	0-0 L6		0-0 2H HR		0-0 F9	0-0 FC6-4 BB	4-0 FC6-4 BB		0-0 F7	4	1	1	2	1	0	3									
Dan Driessen, L OBP: 0.345, SLG: 0.414 (1, 3)		0-0 4-3	0-0 L9		0-0 L9	0-0 FC6-4 FC5-4	0-0 FC6-4 FC5-4		4-0 FC4 BB	4	0	0	0	1	0	2									
George Foster, R OBP: 0.397, SLG: 0.568 (1, 7)		0-0 1B 2B	0-0 F9			4-0 1B SF9 BB	0-0 F9		0-0 FC4	4	2	1	1	1	0	3									
Johnny Bench, R OBP: 0.302, SLG: 0.506 (1, 2)		4-0 FC3-6 BB		4-0 FC4-6 BB		0-0 HR 1B	0-0 FC5-4		0-0 FC4	2	1	1	0	2	0	1									
Dave Concepcion, R OBP: 0.349, SLG: 0.389 (1, 6)		0-0 FC3-6 1-2 2H 1B		0-0 F9		0-0 SF9		0-0 K 1B		3	0	2	2	0	0	1									
Cesar Geronimo, L OBP: 0.338, SLG: 0.450 (1, 8)		0-0 FC3-6 1-2 2-3		0-0 FC4-6		0-0 HR		0-3 K 1B		4	1	1	2	0	1	4									
Pat Zachry, R OBP: 0.174, SLG: 0.136 Rawly Eastwick, R OBP: 0.250, SLG: 0.250 Pedro Borbon, R OBP: 0.500, SLG: 0.625 (1, 1) (8, 1) (9, 1)		0-3 K		0-3 K		0-0 P3		0-3 K		3	0	0	0	0	2	3									
Inning Stats	R: 0 E: 0 K: 0 S: 3	H: 0 LOB: 0 BB: 0 P: 3	R: 1 E: 0 K: 1 S: 7	H: 2 LOB: 1 BB: 1 P: 11	R: 2 E: 0 K: 0 S: 5	H: 2 LOB: 0 BB: 0 P: 5	R: 0 E: 0 K: 1 S: 5	H: 0 LOB: 1 BB: 1 P: 9	R: 0 E: 0 K: 0 S: 4	H: 1 LOB: 1 BB: 0 P: 4	R: 3 E: 0 K: 0 S: 6	H: 3 LOB: 1 BB: 1 P: 10	R: 0 E: 0 K: 0 S: 3	H: 0 LOB: 1 BB: 1 P: 7	R: 0 E: 0 K: 2 S: 7	H: 1 LOB: 0 BB: 0 P: 7	R: 1 E: 0 K: 0 S: 4	H: 2 LOB: 3 BB: 1 P: 8	1B: 6 2B: 3 3B: 0 HR: 2	SF: 1 SAC: 0 DP: 0 HBP: 0	WP: 0 PB: 0 SB: 0 CS: 0	PA: 41			
PITCHER	IP	WLS	BF	H	R	ER	SO	BB	IBB	HBP	BLK	WP	HR	S	P	ERA	WHIP								
Steve Rogers, R ERA: 2.13 (1, 1)	5.1		26	7	6	6	2	3	0	0	0	0	2	27	39	10.12	1.875								
Will McEnaney, L ERA: 3.2 (6, 1)	1.2		7	1	0	0	0	1	0	0	0	0	0	6	10	0.00	1.200								
Tom Walker, R ERA: 9.0 (8, 1)	1.0		3	1	0	0	2	0	0	0	0	0	0	7	7	0.00	1.000								
Joe Kerrigan, R ERA: 2.79 (9, 1)	0.1	L	5	2	1	1	0	1	0	0	0	0	0	4	8	27.00	9.000								

Montreal Expos @ Cincinnati Reds
Riverfront Stadium, Cincinnati, OH
Sun Jun 12 1977, 3:33 AM EDT
Unknown

AB	35
R	7
H	11
RBI	7
BB	5
SO	4
LOB	18



Batter	1	2	3	4	5	6	7	8	9	AB	R	H	RBI	BB	SO	LOB	TOP										
Dave Cash, R OBP: 0.353, SLG: 0.377 (1,4)	1-3		4-3		1-3			1B HBP		3	0	0	0	0	0	2											
Warren Cromartie, L OBP: 0.317, SLG: 0.411 (1,7)	4-3			5-3		F5		1B		4	0	1	0	0	0	0											
Ellis Valentine, R OBP: 0.378, SLG: 0.562 (1,9)	CS 1B			F8		5-3		K		4	0	1	0	0	1	2											
Tony Perez, R OBP: 0.350, SLG: 0.449 (1,3)	CS 1-2	5-3		FC6-4 1B		1-6-3			K	4	0	1	0	0	1	0											
Gary Carter, R OBP: 0.339, SLG: 0.518 (1,2)		F8		FC6-4 1-2			6-3		F7	4	0	0	0	0	0	1											
Andre Dawson, R OBP: 0.323, SLG: 0.444 (1,8)					K		5-3		K	4	0	1	0	0	2	0											
Wayne Garrett, L OBP: 0.231, SLG: 0.265 (1,5)							4-3			2	0	0	0	1	0	1											
Pepe Frias, R OBP: 0.053, SLG: 0.053 (1,6)			K		1-4-3			5-3		3	0	0	0	0	1	1											
Stan Bahnsen, R OBP: 0.400, SLG: 0.500 (5, PH)			K							1	0	0	0	0	1	0											
Jose Morales, R OBP: 0.174, SLG: 0.143 (5, PH)										1	0	1	0	0	0	0											
Don Stanhouse, R OBP: 0.296, SLG: 0.269 (5, PH)										0	0	0	0	0	0	0											
Del Unser, L OBP: 0.341, SLG: 0.483 (8, PH)										1	0	0	0	0	1	0											
Tom Walker, R ERA: 2.89 (8,1)										0	0	0	0	0	0	0											
Inning Stats	R: 0 E: 0 K: 0 S: 3	H: 1 LOB: 0 BB: 0 P: 3	R: 0 E: 0 K: 0 S: 4	H: 1 LOB: 1 BB: 0 P: 4	R: 0 E: 0 K: 2 S: 7	H: 0 LOB: 0 BB: 0 P: 7	R: 0 E: 0 K: 0 S: 4	H: 1 LOB: 1 BB: 0 P: 4	R: 0 E: 0 K: 1 S: 6	H: 0 LOB: 0 BB: 1 P: 10	R: 0 E: 0 K: 0 S: 3	H: 0 LOB: 0 BB: 0 P: 3	R: 0 E: 0 K: 0 S: 3	H: 0 LOB: 0 BB: 0 P: 3	R: 0 E: 0 K: 2 S: 8	H: 1 LOB: 2 BB: 0 P: 9	R: 0 E: 0 K: 2 S: 7	H: 0 LOB: 0 BB: 0 P: 7	1B: 5 2B: 0 3B: 0 HR: 0	SF: 0 SAC: 0 DP: 0 HBP: 1	WP: 0 PB: 0 SB: 0 CS: 1	PA: 34					
PITCHER	IP	WLS	BF	H	R	ER	SO	BB	IBB	HBP	BLK	WP	HR	S	P	ERA	WHIP										
Joaquin Andujar, R ERA: 3.21 (1,1)	6.0	W	22	4	0	0	3	1	0	0	0	0	0	27	31	0.00	0.833										
Joe Niekro, R ERA: 2.89 (7,1)	3.0	S	11	1	0	0	4	0	0	1	0	0	0	18	19	0.00	0.333										

Montreal Expos @ Houston Astros
Astrodome, Houston, TX
Tue Jun 14 1977, 8:05 PM EDT
Att: 7,935 - Dome

AB	31
R	0
H	5
RBI	0
BB	1
SO	7
LOB	7



Batter	1	2	3	4	5	6	7	8	9	AB	R	H	RBI	BB	SO	LOB	BOTTOM										
Cesar Cedeno, R OBP: 0.309, SLG: 0.286 (1,8)	6-3		F6	BB 1-2			F6			3	0	0	0	1	0	0											
Enos Cabell, R OBP: 0.313, SLG: 0.418 (1,5)	6-3		F3	F8			5-3			4	0	0	0	0	0	2											
Jose Cruz, L OBP: 0.322, SLG: 0.409 (1,9)	1-3		4-3		6-3			4-3		4	0	0	0	0	0	0											
Willie Crawford, L OBP: 0.341, SLG: 0.333 (1,7)		F7		1B E 2B 1B	4-3			K2-3		4	1	1	0	0	1	0											
Art Gardner, L OBP: 0.190, SLG: 0.171 (9,7)										0	0	0	0	0	0	0											
Joe Ferguson, R OBP: 0.376, SLG: 0.456 (1,2)		HR BB		F9	K			6-3		3	1	0	0	1	1	1											
Bob Watson, R OBP: 0.348, SLG: 0.480 (1,3)		HR 1H		E4 1B 2B			F9			3	2	1	2	0	0	1											
Art Howe, R OBP: 0.365, SLG: 0.493 (1,4)			K	2B 1B			6-3			3	1	1	0	0	1	0											
Julio Gonzalez, R OBP: 0.291, SLG: 0.343 (1,6)				2B 1B			6-3			3	0	2	3	0	0	0											
Joaquin Andujar, S OBP: 0.250, SLG: 0.258 (1,1)				FC6-2 2B						2	0	0	0	0	1	2											
Joe Niekro, R OBP: 0.143, SLG: 0.143 (7,1)				FC6-2 BB			F8			1	0	0	0	0	0	0											
Inning Stats	R: 0 E: 0 K: 0 S: 3	H: 0 LOB: 0 BB: 0 P: 3	R: 2 E: 0 K: 2 S: 9	H: 2 LOB: 1 BB: 1 P: 13	R: 0 E: 0 K: 0 S: 3	H: 0 LOB: 0 BB: 0 P: 3	R: 3 E: 1 K: 0 S: 7	H: 3 LOB: 2 BB: 1 P: 11	R: 0 E: 0 K: 1 S: 5	H: 0 LOB: 0 BB: 0 P: 5	R: 0 E: 0 K: 0 S: 3	H: 0 LOB: 0 BB: 0 P: 3	R: 0 E: 0 K: 1 S: 5	H: 0 LOB: 0 BB: 0 P: 5	R: 0 E: 0 K: 1 S: 5	H: 0 LOB: 0 BB: 0 P: 5	1B: 3 2B: 1 3B: 0 HR: 1	SF: 0 SAC: 0 DP: 0 HBP: 0	WP: 0 PB: 0 SB: 0 CS: 0	PA: 32							
PITCHER	IP	WLS	BF	H	R	ER	SO	BB	IBB	HBP	BLK	WP	HR	S	P	ERA	WHIP										
Stan Bahnsen, R ERA: 7.3 (1,1)	4.0	L	20	5	5	4	2	2	0	0	0	0	0	11	11	0.00	1.750										
Don Stanhouse, R ERA: 4.54 (5,1)	3.0		9	0	0	0	1	0	0	0	0	0	0	11	11	0.00	0.000										
Tom Walker, R ERA: 10.57 (8,1)	1.0		3	0	0	0	1	0	0	0	0	0	0	5	5	0.00	0.000										

Montreal Expos @ Houston Astros
Astrodome, Houston, TX
Tue Jun 14 1977, 8:05 PM EDT
Att: 7,935 - Dome

AB	30
R	5
H	5
RBI	5
BB	2
SO	4
LOB	6



Batter	1	2	3	4	5	6	7	8	9	AB	R	H	RBI	BB	SO	LOB	TOP								
Pete Rose, S OBP: 0.402, SLG: 0.468 (1, 5)	E1		1-3		K	1B 3B	F7			5	1	1	2	0	1	2	Cincinnati Reds @ Montreal Expos Olympic Stadium, Montreal, QB Fri Jun 17 1977, 7:05 PM EDT Att: 26,284 - Unknown								
Ken Griffey, L OBP: 0.384, SLG: 0.460 (1, 9)	BB		1B		G3	G3		G3		4	1	1	0	1	0	1									
Joe Morgan, L OBP: 0.429, SLG: 0.497 (1, 4)										4	1	3	2	0	1	2									
Ray Knight, R OBP: 0.467, SLG: 0.643 (6, PR) (6, 4)	K		1B		1B	1B	WP	1B	5-3	1	1	0	0	0	0	0									
Dan Driessen, L OBP: 0.356, SLG: 0.451 (1, 3)	F7		1B		HR	1B	3-H	1B	G3	4	1	2	1	1	0	2									
George Foster, R OBP: 0.389, SLG: 0.612 (1, 7)	5-3		F3		HR	1B		1B		5	2	2	4	0	0	5									
Dave Concepcion, R OBP: 0.338, SLG: 0.384 (1, 6)		F9			6-3			5-3	HR	4	0	0	0	1	0	0									
Cesar Geronimo, L OBP: 0.347, SLG: 0.444 (1, 8)	6-3		K			SH5-4	1B	6-4	BB	3	1	1	0	2	1	1									
Bill Plummer, R OBP: 0.302, SLG: 0.245 (1, 2)	K					SH5-4	3B	6-4	BB	4	1	2	0	1	1	1									
Jack Billingham, R OBP: 0.184, SLG: 0.211 (1, 1)			5-3		G6-4-3	1B			P3	3	0	0	0	0	0	4									
Dale Murray, R (8, 1)				G6-4-3		1-2	SH5-4	6-4	5-3	1	0	0	0	0	0	1									
Inning Stats	R: 0 E: 1 K: 1 S: 6	H: 0 LOB: 2 BB: 1 P: 10	R: 0 E: 0 K: 1 S: 5	H: 0 LOB: 0 BB: 0 P: 5	R: 1 E: 1 K: 0 S: 5	H: 2 LOB: 2 BB: 1 P: 9	R: 0 E: 0 K: 1 S: 5	H: 1 LOB: 1 BB: 1 P: 9	R: 3 E: 0 K: 1 S: 8	H: 3 LOB: 0 BB: 0 P: 8	R: 4 E: 0 K: 0 S: 7	H: 4 LOB: 1 BB: 1 P: 11	R: 0 E: 0 K: 0 S: 4	H: 1 LOB: 2 BB: 1 P: 8	R: 0 E: 0 K: 0 S: 3	H: 0 LOB: 0 BB: 0 P: 3	R: 1 E: 0 K: 0 S: 4	H: 1 LOB: 1 BB: 1 P: 8	1B: 9 2B: 0 3B: 1 HR: 2	SF: 0 SAC: 1 DP: 1 HBP: 0	WP: 1 PB: 0 SB: 2 CS: 0	PA: 45			
PITCHER	IP	WLS	BF	H	R	ER	SO	BB	IBB	HBP	BLK	WP	HR	S	P	ERA	WHIP								
Steve Rogers, R ERA: 2.47 (1, 1)	5.1	L	28	8	7	6	4	4	0	0	0	0	1	32	48	10.12	2.250								
Will McEnaney, L ERA: 3.23 (6, 1)	0.2		4	2	1	1	0	0	0	0	0	1	0	4	4	13.50	3.000								
Tom Walker, R ERA: 9.35 (7, 1)	1.0		5	1	0	0	0	1	0	0	0	0	0	4	8	0.00	2.000								
Bill Atkinson, R ERA: 3.26 (8, 1)	2.0		8	1	1	1	0	1	0	0	0	0	1	7	11	4.50	1.000								

Batter	1	2	3	4	5	6	7	8	9	AB	R	H	RBI	BB	SO	LOB	BOTTOM								
Dave Cash, R OBP: 0.356, SLG: 0.374 (1, 4)	1B		1B	F7					FC6-5	3	2	2	0	2	0	0	Cincinnati Reds @ Montreal Expos Olympic Stadium, Montreal, QB Fri Jun 17 1977, 7:05 PM EDT Att: 26,284 - Unknown								
Chris Speier, R OBP: 0.320, SLG: 0.341 (1, 6)	1B		BB	1B	L4		F9		E4	5	1	2	0	0	0	3									
Ellis Valentine, R OBP: 0.368, SLG: 0.543 (1, 9)	1B		P6		5-3		G3		FC6-5	5	0	1	1	0	0	6									
Tony Perez, R OBP: 0.350, SLG: 0.449 (1, 3)	K		BB	1B	5-3				F3	5	1	2	1	0	1	4									
Warren Cromartie, L OBP: 0.319, SLG: 0.408 (1, 7)	F6		BB	1B		3-1		6-3		3	0	0	0	1	0	3									
Gary Carter, R OBP: 0.337, SLG: 0.515 (1, 2)	F9		SF8				G6-4-3	1B	6-3	3	0	2	2	0	0	2									
Andre Dawson, R OBP: 0.319, SLG: 0.430 (1, 8)		5-3	6-3		G6-4-3			6-3		4	0	0	0	0	0	4									
Larry Parrish, R OBP: 0.312, SLG: 0.393 (1, 5)				6-3				1-3		4	0	2	0	0	0	1									
Steve Rogers, R OBP: 0.336, SLG: 0.095 (1, 1)										2	0	0	0	0	1	1									
Will McEnaney, L (6, 1)										0	0	0	0	0	0	0									
Tom Walker, R (7, 1)										0	0	0	0	0	0	0									
Wayne Garrett, L OBP: 0.233, SLG: 0.263 (7, PR)										1	0	0	0	0	0	1									
Bill Atkinson, R OBP: 0.302, SLG: 0.500 (8, 1)										0	0	0	0	0	0	0									
Del Unser, L OBP: 0.333, SLG: 0.479 (8, PR)										1	0	0	0	0	1	0									
Inning Stats	R: 1 E: 0 K: 1 S: 7	H: 2 LOB: 2 BB: 1 P: 11	R: 0 E: 0 K: 0 S: 3	H: 1 LOB: 0 BB: 0 P: 3	R: 2 E: 0 K: 0 S: 6	H: 3 LOB: 2 BB: 1 P: 10	R: 0 E: 0 K: 1 S: 5	H: 0 LOB: 0 BB: 0 P: 5	R: 0 E: 0 K: 0 S: 3	H: 0 LOB: 0 BB: 0 P: 3	R: 0 E: 0 K: 0 S: 5	H: 2 LOB: 2 BB: 0 P: 5	R: 1 E: 0 K: 0 S: 5	H: 2 LOB: 1 BB: 0 P: 5	R: 0 E: 1 K: 1 S: 6	H: 0 LOB: 2 BB: 1 P: 10	1B: 10 2B: 1 3B: 0 HR: 0	SF: 1 SAC: 0 DP: 1 HBP: 0	WP: 0 PB: 0 SB: 0 CS: 1	PA: 40					
PITCHER	IP	WLS	BF	H	R	ER	SO	BB	IBB	HBP	BLK	WP	HR	S	P	ERA	WHIP								
Jack Billingham, R ERA: 3.88 (1, 1)	7.1	W	33	11	4	4	2	2	0	0	0	0	0	35	43	4.91	1.773								
Dale Murray, R ERA: 4.5 (8, 1)	1.2		7	0	0	0	1	1	0	0	0	0	0	8	12	0.00	0.600								

Batter	1	2	3	4	5	6	7	8	9	AB	R	H	RBI	BB	SO	LOB	TOP				
Pete Rose, S OBP: 0.406, SLG: 0.473 (1, 5)										4	1	2	1	1	0	1	Cincinnati Reds @ Montreal Expos Olympic Stadium, Montreal, QB Sat Jun 18 1977, 3:33 AM EDT Att: 29,155 - Unknown				
Ken Griffey, L OBP: 0.380, SLG: 0.455 (1, 9)										5	0	1	0	0	1	4					
Joe Morgan, L OBP: 0.430, SLG: 0.498 Ray Knight, R OBP: 0.438, SLG: 0.600 (1, 4) (8, 4)										2	1	1	1	1	0	1					
Dan Driessen, L OBP: 0.348, SLG: 0.440 (1, 3)										5	0	0	0	0	3	3					
George Foster, R OBP: 0.385, SLG: 0.616 (1, 7)										5	1	1	1	0	1	2					
Johnny Bench, R OBP: 0.322, SLG: 0.525 (1, 2)										2	1	2	0	1	0	0					
Cesar Geronimo, L OBP: 0.345, SLG: 0.441 (1, 8)										4	1	1	1	0	1	3					
Dave Concepcion, R OBP: 0.340, SLG: 0.380 (1, 6)									2	1	0	0	2	0	1						
Tom Seaver, R OBP: 0.237, SLG: 0.200 (1, 1)										4	0	2	2	0	2	3					
Inning Stats	R: 1 E: 0 K: 1 S: 6	H: 1 LOB: 1 BB: 1 P: 10	R: 0 E: 0 K: 1 S: 4	H: 0 LOB: 0 BB: 1 P: 8	R: 0 E: 0 K: 1 S: 6	H: 1 LOB: 1 BB: 0 P: 6	R: 1 E: 0 K: 2 S: 9	H: 2 LOB: 2 BB: 1 P: 13	R: 0 E: 0 K: 0 S: 4	H: 1 LOB: 1 BB: 0 P: 4	R: 0 E: 1 K: 1 S: 6	H: 1 LOB: 1 BB: 0 P: 6	R: 4 E: 0 K: 1 S: 8	H: 3 LOB: 2 BB: 2 P: 17	R: 0 E: 0 K: 2 S: 7	H: 0 LOB: 0 BB: 0 P: 7		1B: 7 2B: 2 3B: 0 HR: 1	SF: 1 SAC: 0 DP: 2 HBP: 1	WP: 0 PB: 0 SB: 2 CS: 1	PA: 41
PITCHER	IP	WLS	BF	H	R	ER	SO	BB	IBB	HBP	BLK	WP	HR	S	P	ERA	WHIP				
Santo Alcala, R ERA: 6.75 (1, 1)	0.0	L	0	0	0	0	0	0	0	0	0	0	0	0	0	∞	∞				
Will McEnaney, L ERA: 3.21 (8, 1)	0.1		2	1	0	0	0	0	0	0	0	0	0	2	2	0.00	3.000				
Joe Kerrigan, R ERA: 2.55 (9, 1)	1.0		3	0	0	0	2	0	0	0	0	0	0	7	7	0.00	0.000				

AB	34
R	6
H	10
RBI	6
BB	5
SO	9
LOB	18



Batter	1	2	3	4	5	6	7	8	9	AB	R	H	RBI	BB	SO	LOB	BOTTOM				
Dave Cash, R OBP: 0.355, SLG: 0.372 (1, 4)										4	0	1	0	0	0	2	Cincinnati Reds @ Montreal Expos Olympic Stadium, Montreal, QB Sat Jun 18 1977, 3:33 AM EDT Att: 29,155 - Unknown				
Chris Speier, R OBP: 0.313, SLG: 0.333 (1, 6)										4	0	0	0	0	3	2					
Ellis Valentine, R OBP: 0.361, SLG: 0.534 (1, 9)										4	0	0	0	0	0	1					
Tony Perez, R OBP: 0.344, SLG: 0.440 (1, 3)										4	0	0	0	0	1	1					
Warren Cromartie, L OBP: 0.319, SLG: 0.407 (1, 7)										3	0	1	0	0	0	0					
Gary Carter, R OBP: 0.332, SLG: 0.506 (1, 2)										3	0	0	0	0	1	1					
Andre Dawson, R OBP: 0.314, SLG: 0.422 (1, 8)										3	0	0	0	0	0	0					
Larry Parrish, R OBP: 0.312, SLG: 0.392 (1, 5)										3	0	1	0	0	1	0					
Santo Alcala, R OBP: 0.071, SLG: 0.286 (1, 1)										2	0	0	0	0	2	1					
Wayne Garrett, L OBP: 0.227, SLG: 0.256 (8, PH) Joe Kerrigan, R (9, 1)										0	0	0	0	0	0	0					
Inning Stats	R: 0 E: 0 K: 1 S: 5	H: 0 LOB: 0 BB: 0 P: 5	R: 0 E: 0 K: 0 S: 3	H: 0 LOB: 0 BB: 0 P: 3	R: 0 E: 0 K: 1 S: 6	H: 1 LOB: 1 BB: 0 P: 6	R: 0 E: 0 K: 1 S: 5	H: 0 LOB: 0 BB: 0 P: 5	R: 0 E: 0 K: 0 S: 3	H: 0 LOB: 0 BB: 0 P: 3	R: 0 E: 0 K: 2 S: 8	H: 0 LOB: 1 BB: 0 P: 8	R: 0 E: 0 K: 1 S: 6	H: 1 LOB: 1 BB: 0 P: 6	R: 0 E: 0 K: 1 S: 5	H: 0 LOB: 0 BB: 0 P: 5	1B: 3 2B: 0 3B: 0 HR: 0	SF: 0 SAC: 0 DP: 0 HBP: 0	WP: 1 PB: 0 SB: 0 CS: 0	PA: 31	
PITCHER	IP	WLS	BF	H	R	ER	SO	BB	IBB	HBP	BLK	WP	HR	S	P	ERA	WHIP				
Tom Seaver, R ERA: 2.74 (1, 1)	9.0	W	31	3	0	0	8	0	0	0	0	1	0	47	47	0.00	0.333				



Batter	1	2	3	4	5	6	7	8	9	AB	R	H	RBI	BB	SO	LOB	TOP								
Pete Rose, S OBP: 0.402, SLG: 0.465 (1, 5)										4	0	0	0	1	1	5	Cincinnati Reds @ Montreal Expos Olympic Stadium, Montreal, QB Sun Jun 19 1977, 3:33 AM EDT Att: 28,179 - Unknown								
Ken Griffey, L OBP: 0.382, SLG: 0.455 (1, 9)										4	0	2	1	0	0	1									
Dan Driessen, L OBP: 0.351, SLG: 0.441 (1, 3)										4	1	2	1	0	1	1									
George Foster, R OBP: 0.383, SLG: 0.614 (1, 7)										4	0	1	1	0	1	2									
Johnny Bench, R OBP: 0.316, SLG: 0.513 (1, 2)										4	0	0	0	0	1	1									
Dave Concepcion, R OBP: 0.339, SLG: 0.375 (1, 6)										3	1	0	0	1	1	1									
Cesar Geronimo, L OBP: 0.344, SLG: 0.434 (1, 8)										3	1	0	0	0	1	1									
Ray Knight, R OBP: 0.450, SLG: 0.611 (1, 4)										3	1	1	0	1	0	0									
Woodie Fryman, R OBP: 0.313, SLG: 0.313 (1, 1)										1	0	1	0	0	0	0									
Tom Hume, R OBP: 0.330, SLG: 1.330 (4, 1)										0	0	0	0	0	0	0									
Champ Summers, L OBP: 0.247, SLG: 0.524 (5, PH)										0	0	0	0	0	0	0									
Doug Capilla, L OBP: 0.302, SLG: 0.172 (5, 1)										0	0	0	0	0	0	0									
Mike Lum, L OBP: 0.167, SLG: 0.172 (7, PH)										0	0	0	0	0	0	0									
Dale Murray, R OBP: 0.420, SLG: 0.495 (7, 1)										1	0	0	0	0	0	2									
Joe Morgan, L OBP: 0.420, SLG: 0.495 (9, PH)										1	0	0	0	0	0	2									
Inning Stats	R: 0 E: 0 K: 0 S: 3	H: 1 LOB: 0 BB: 0 P: 3	R: 0 E: 0 K: 1 S: 5	H: 0 LOB: 0 BB: 0 P: 5	R: 0 E: 0 K: 1 S: 6	H: 1 LOB: 1 BB: 0 P: 6	R: 1 E: 0 K: 0 S: 5	H: 2 LOB: 1 BB: 0 P: 5	R: 2 E: 0 K: 1 S: 7	H: 3 LOB: 2 BB: 0 P: 9	R: 0 E: 0 K: 1 S: 5	H: 0 LOB: 0 BB: 0 P: 5	R: 0 E: 0 K: 0 S: 3	H: 0 LOB: 1 BB: 1 P: 7	R: 0 E: 0 K: 1 S: 5	H: 0 LOB: 0 BB: 0 P: 5	R: 1 E: 0 K: 1 S: 5	H: 0 LOB: 1 BB: 2 P: 13	1B: 5 2B: 2 3B: 0 HR: 0	SF: 0 SAC: 0 DP: 0 HBP: 2	WP: 1 PB: 0 SB: 0 CS: 1	PA: 37			
PITCHER	IP	WLS	BF	H	R	ER	SO	BB	IBB	HBP	BLK	WP	HR	S	P	ERA	WHIP								
Wayne Twitchell, R ERA: 4.62 (1, 1)	5.0	W	22	7	3	3	3	0	0	2	0	0	0	26	28	5.40	1.400								
Don Stanhouse, R ERA: 4.43 (6, 1)	4.0	S	15	0	1	1	3	3	0	0	0	1	0	18	30	2.25	0.750								

AB	32
R	4
H	7
RBI	3
BB	3
SO	6
LOB	14



Batter	1	2	3	4	5	6	7	8	9	AB	R	H	RBI	BB	SO	LOB	BOTTOM									
Dave Cash, R OBP: 0.359, SLG: 0.374 (1, 4)										4	1	2	0	1	0	0	Cincinnati Reds @ Montreal Expos Olympic Stadium, Montreal, QB Sun Jun 19 1977, 3:33 AM EDT Att: 28,179 - Unknown									
Chris Speier, R OBP: 0.316, SLG: 0.332 (1, 6)										4	0	1	1	1	2	4										
Ellis Valentine, R OBP: 0.366, SLG: 0.546 (1, 9)										4	1	2	3	1	1	2										
Tony Perez, R OBP: 0.341, SLG: 0.432 (1, 3)										4	1	0	0	1	2	5										
Gary Carter, R OBP: 0.335, SLG: 0.522 (1, 2)										4	1	2	2	0	0	0										
Warren Cromartie, L OBP: 0.318, SLG: 0.402 (1, 7)										3	1	0	0	1	2	0										
Sam Mejias, R OBP: 0.280, SLG: 0.500 (8, 8)										0	0	0	0	0	0	0										
Andre Dawson, R OBP: 0.318, SLG: 0.443 (1, 8)										4	1	2	2	0	0	0										
Larry Parrish, R OBP: 0.315, SLG: 0.388 (1, 5)										2	1	0	0	2	0	1										
Wayne Twitchell, R OBP: 0.214, SLG: 0.154 (1, 1)										2	1	1	0	0	1	1										
Don Stanhouse, R OBP: 0.276, SLG: 0.250 (6, 1)										2	0	0	0	0	0	1										
Inning Stats	R: 0 E: 0 K: 1 S: 5	H: 0 LOB: 0 BB: 0 P: 5	R: 0 E: 0 K: 2 S: 7	H: 0 LOB: 0 BB: 0 P: 7	R: 1 E: 0 K: 1 S: 6	H: 1 LOB: 2 BB: 2 P: 14	R: 7 E: 0 K: 2 S: 12	H: 5 LOB: 0 BB: 2 P: 20	R: 0 E: 0 K: 1 S: 5	H: 1 LOB: 0 BB: 0 P: 5	R: 0 E: 0 K: 1 S: 6	H: 1 LOB: 3 BB: 2 P: 14	R: 0 E: 0 K: 0 S: 4	H: 1 LOB: 1 BB: 0 P: 4	R: 0 E: 0 K: 0 S: 4	H: 1 LOB: 2 BB: 1 P: 8	1B: 7 2B: 0 3B: 0 HR: 3	SF: 0 SAC: 0 DP: 0 HBP: 0	WP: 0 PB: 0 SB: 0 CS: 0	PA: 40						
PITCHER	IP	WLS	BF	H	R	ER	SO	BB	IBB	HBP	BLK	WP	HR	S	P	ERA	WHIP									
Woodie Fryman, L ERA: 5.97 (1, 1)	3.1	L	18	4	6	6	4	0	0	0	0	0	1	8	8	27.00	3.000									
Tom Hume, R ERA: 10.34 (4, 1)	0.2		4	2	2	2	2	0	0	0	0	0	0	1	8	8	27.00	3.000								
Doug Capilla, L ERA: 8.31 (5, 1)	2.0		9	2	0	0	2	2	0	0	0	0	0	11	19	0.00	2.000									
Dale Murray, R ERA: 4.28 (7, 1)	2.0		9	2	0	0	0	1	0	0	0	0	0	8	12	0.00	1.500									



Batter	1	2	3	4	5	6	7	8	9	AB	R	H	RBI	BB	SO	LOB	TOP				
Cesar Cedeno, R OBP: 0.296, SLG: 0.268 (1, 8)	0-0 5-3	0-0 F7		0-0 F8			4-0 1B E BB		0-0 5-3	4	1	0	0	1	0	2	Houston Astros @ Montreal Expos Olympic Stadium, Montreal, QB Mon Jun 20 1977, 7:05 PM EDT Att: 15,949 - Unknown				
Enos Cabell, R OBP: 0.319, SLG: 0.447 (1, 5)	0-0 HBP BB 2B	0-0 2H HR			0-3 K		0-0 E 1B		0-0 F9	5	3	3	2	0	1	0					
Jose Cruz, L OBP: 0.324, SLG: 0.408 (1, 9)	0-0 6-3	0-0 F8			0-0 F9		0-0 F8		0-0 S 1B	5	0	1	0	0	0	3					
Joe Ferguson, R OBP: 0.379, SLG: 0.450 (1, 2)	4-0 BB HBP BB			0-0 F8		0-0 1B	0-0 E4 H 2H 2B		0-0 6-3	4	0	2	2	1	0	1					
Art Howe, R OBP: 0.359, SLG: 0.463 (1, 4)	1-0 BB HBP			0-0 G3		0-0 F7	0-0 G3			3	0	0	0	0	0	2					
Craig Cacek, R (1, 3)	4-0 FC4-6 BB			0-3 K		0-0 6-3			0-0 6-3	3	0	0	1	1	1	0					
Jim Fuller, R OBP: 0.125, SLG: 0.125 (1, 7)	0-0 FC4-6 1-2			0-0 FC4-6 1B		0-0 4-3			0-0 F9	4	0	1	0	0	0	3					
Julio Gonzalez, R OBP: 0.286, SLG: 0.342 (1, 6)		0-0 SH3-4 HR 1B		0-0 FC4-6 SH3-4 1-2		0-0 G3			0-0 F7	4	1	1	0	0	0	1					
J.R. Richard, R OBP: 0.167, SLG: 0.343 (1, 1)		0-0 SH3-4 1-2		0-0 SH3-4 1-2			0-0 4-3		0-0 HR	2	1	1	1	0	0	0					
Inning Stats	R: 1 E: 0 K: 0 S: 4	H: 1 LOB: 3 BB: 2 P: 13	R: 2 E: 0 K: 0 S: 5	H: 2 LOB: 0 BB: 0 P: 5	R: 0 E: 0 K: 1 S: 5	H: 0 LOB: 0 BB: 0 P: 5	R: 0 E: 0 K: 0 S: 4	H: 1 LOB: 1 BB: 0 P: 4	R: 0 E: 0 K: 1 S: 6	H: 0 LOB: 0 BB: 0 P: 3	R: 2 E: 1 K: 0 S: 5	H: 2 LOB: 1 BB: 1 P: 9	R: 0 E: 0 K: 0 S: 3	H: 0 LOB: 0 BB: 0 P: 3	R: 1 E: 0 K: 0 S: 5	H: 2 LOB: 1 BB: 0 P: 5	1B: 5 2B: 2 3B: 0 HR: 2	SF: 0 SAC: 2 DP: 0 HBP: 1	WP: 0 PB: 0 SB: 1 CS: 0	PA: 40	
PITCHER Jackie Brown, R ERA: 3.46 (1, 1)	IP: 9.0 WLS: L BF: 40	H: 9 R: 6 ER: 6 SO: 2	BB: 3 IBB: 0 HBP: 1 BLK: 0	WP: 0 HR: 2 S: 40 P: 53	ERA: 6.00 WHIP: 1.333											ERA: 3.46 WHIP: 1.333					

AB	34
R	6
H	9
RBI	6
BB	3
SO	2
LOB	12



Batter	1	2	3	4	5	6	7	8	9	AB	R	H	RBI	BB	SO	LOB	BOTTOM				
Dave Cash, R OBP: 0.353, SLG: 0.367 (1, 4)	0-0 F7	0-0 F7			0-3 K		0-0 5-3		0-0 FC4-6 1-2	5	0	0	0	0	1	1	Houston Astros @ Montreal Expos Olympic Stadium, Montreal, QB Mon Jun 20 1977, 7:05 PM EDT Att: 15,949 - Unknown				
Chris Speier, R OBP: 0.318, SLG: 0.330 (1, 6)	4-0 E 1B BB			0-0 F9		0-3 K	0-0 1B		0-3 K	4	1	1	0	1	2	1					
Ellis Valentine, R OBP: 0.367, SLG: 0.547 (1, 9)	0-0 1-2 E 1B			0-0 F7		0-0 2B	0-3 K		0-3 K	5	1	2	0	0	2	2					
Tony Perez, R OBP: 0.336, SLG: 0.425 (1, 3)	0-0 E3 1B 1-2 2-3			0-3 K		0-0 5-3	0-3 K			4	0	0	0	0	2	4					
Gary Carter, R OBP: 0.348, SLG: 0.547 (1, 2)	0-0 1-3 2H 3H 1B			0-0 E G1-2-3 1B		0-0 HR	4-0 FC4-6 BB			3	1	3	3	1	0	0					
Warren Cromartie, L OBP: 0.317, SLG: 0.399 (1, 7)	0-0 F8			0-0 G1-2-3 E 1-2 1B		0-0 5-3	0-0 F8			4	0	1	0	0	0	3					
Andre Dawson, R OBP: 0.316, SLG: 0.438 (1, 8)	0-0 F9			0-0 E5 G1-2-3 1-2 2-3 1B		0-0 S 1B	0-0 FC4-6 1-2			4	0	1	0	0	0	5					
Larry Parrish, R OBP: 0.311, SLG: 0.383 (1, 5)		0-0 F9		0-0 G1-2-3 1-2 2-3 3H 1B		0-3 K	0-0 G3			3	0	0	0	0	1	4					
Wayne Garrett, L OBP: 0.222, SLG: 0.250 (8, PH) (9, 5)						0-0 K	0-0 G3			1	0	0	0	0	0	1					
Jackie Brown, R OBP: 0.143, SLG: 0.100 (1, 1)		0-0 4-3		0-0 K		0-0 6-3			4-0 FC4-6 BB	3	0	0	0	0	1	3					
Del Unser, L OBP: 0.344, SLG: 0.479 (8, PH) (9, 5)										0	0	0	0	1	0	0					
Inning Stats	R: 2 E: 1 K: 0 S: 6	H: 2 LOB: 2 BB: 1 P: 10	R: 0 E: 0 K: 0 S: 3	H: 0 LOB: 0 BB: 0 P: 3	R: 0 E: 0 K: 1 S: 5	H: 0 LOB: 0 BB: 0 P: 5	R: 0 E: 1 K: 1 S: 7	H: 2 LOB: 2 BB: 0 P: 7	R: 0 E: 0 K: 2 S: 8	H: 1 LOB: 1 BB: 0 P: 8	R: 1 E: 0 K: 1 S: 7	H: 2 LOB: 1 BB: 0 P: 7	R: 0 E: 0 K: 0 S: 3	H: 0 LOB: 1 BB: 1 P: 7	R: 0 E: 0 K: 2 S: 7	H: 0 LOB: 1 BB: 1 P: 11	1B: 6 2B: 1 3B: 0 HR: 1	SF: 0 SAC: 0 DP: 1 HBP: 0	WP: 0 PB: 0 SB: 1 CS: 0	PA: 39	
PITCHER J.R. Richard, R ERA: 3.25 (1, 1)	IP: 9.0 WLS: W BF: 39	H: 8 R: 3 ER: 3 SO: 9	BB: 3 IBB: 0 HBP: 0 BLK: 0	WP: 0 HR: 1 S: 54 P: 66	ERA: 3.00 WHIP: 1.222											ERA: 3.25 WHIP: 1.222					

AB	36
R	3
H	8
RBI	3
BB	3
SO	9
LOB	24



Batter	1	2	3	4	5	6	7	8	9	AB	R	H	RBI	BB	SO	LOB	TOP			
Cesar Cedeno, R (1,8) OBP: 0.291, SLG: 0.263	F7			G3		5-3		F8		4	0	0	0	0	0	0				
Enos Cabell, R (1,5) OBP: 0.314, SLG: 0.440	5-3			5-3		6-3		5-3		4	0	0	0	0	0	0				
Jose Cruz, L (1,9) OBP: 0.320, SLG: 0.401	F8			F9			F7	F8		4	0	0	0	0	0	0				
Joe Ferguson, R (1,2) OBP: 0.383, SLG: 0.453		F9			G5-4-3 1B					3	0	2	0	0	0	0				
Art Howe, R (1,4) OBP: 0.353, SLG: 0.455 (8,6)		F7			G5-4-3 1-2		K			3	0	0	0	0	1	2				
Craig Caspek, R (1,3) OBP: 0.250, SLG: 0.143		4-3			E 1B		K			3	0	1	0	0	1	1				
Jim Fuller, R (1,7) OBP: 0.158, SLG: 0.158			G3		E4 1-2					3	0	1	0	0	0	1				
Roger Metzger, S (1,6) OBP: 0.235, SLG: 0.271			5-3							2	0	0	0	0	1	2				
Bob Watson, R (8, PH) OBP: 0.341, SLG: 0.459			5-3		K					1	0	0	0	0	0	1				
Gene Pentz, R (8,1)			5-3		K					0	0	0	0	0	0	0				
Bo McLaughlin, R (8,1)			5-3							0	0	0	0	0	0	0				
Ken Forsch, R (1,1) OBP: 0.125, SLG: 0.125			6-3							2	0	0	0	0	0	0				
Ken Boswell, L (8, PH) OBP: 0.313, SLG: 0.268 (8,4)			6-3							1	0	0	0	0	0	0				
Inning Stats	R: 0 E: 0 K: 0 S: 3	H: 0 LOB: 0 BB: 0 P: 3	R: 0 E: 0 K: 0 S: 3	H: 0 LOB: 0 BB: 0 P: 3	R: 0 E: 0 K: 0 S: 3	H: 0 LOB: 0 BB: 0 P: 3	R: 0 E: 1 K: 1 S: 7	H: 2 LOB: 2 BB: 0 P: 7	R: 0 E: 0 K: 0 S: 3	H: 0 LOB: 0 BB: 0 P: 3	R: 0 E: 0 K: 2 S: 8	H: 1 LOB: 1 BB: 0 P: 8	R: 0 E: 0 K: 0 S: 3	H: 1 LOB: 0 BB: 0 P: 3	R: 0 E: 0 K: 0 S: 3	H: 0 LOB: 0 BB: 0 P: 3	1B: 4 2B: 0 3B: 0 HR: 0	SF: 0 SAC: 0 DP: 2 HBP: 0	WP: 0 PB: 0 SB: 0 CS: 0	PA: 30
PITCHER Steve Rogers, R (1,1) ERA: 2.3	IP: 9.0 WLS: W BF: 30 H: 4 R: 0 ER: 0 SO: 3 BB: 0 IBB: 0 HBP: 0 BLK: 0 WP: 0 HR: 0 S: 36 P: 36 ERA: 0.00 WHIP: 0.444																			

Houston Astros @ Montreal Expos
Olympic Stadium, Montreal, QB
Tue Jun 21 1977, 7:05 PM EDT
Att: 15,851 - Unknown

AB	30
R	0
H	4
RBI	0
BB	0
SO	3
LOB	7



Batter	1	2	3	4	5	6	7	8	9	AB	R	H	RBI	BB	SO	LOB	BOTTOM			
Dave Cash, R (1,4) OBP: 0.351, SLG: 0.363	CS BB		5-3			4-3	F8			3	0	0	0	1	0	3				
Chris Speier, R (1,6) OBP: 0.326, SLG: 0.337	1B BB			PB 6-3 2B		G3		3B BB		2	2	1	0	2	0	0				
Warren Cromartie, L (1,7) OBP: 0.319, SLG: 0.499	G6-3 1B			6-3 2H		5-3		2B 3B		4	1	2	2	0	0	0				
Ellis Valentine, R (1,9) OBP: 0.369, SLG: 0.555	G6-3 1-2			4-3			1B 2B	1B 2B		4	2	2	1	0	0	2				
Gary Carter, R (1,2) OBP: 0.361, SLG: 0.557		CS 1B					G6-4-3 1B	3B 1B		4	1	4	2	0	0	0				
Del Unser, L (1,3) OBP: 0.333, SLG: 0.463	F8			F7		G6-4-3 1-2		K		4	0	0	0	0	1	4				
Andre Dawson, R (1,8) OBP: 0.320, SLG: 0.458		K 1-2				F8		PB 2B	1H 3B	4	0	2	1	0	1	1				
Wayne Garrett, L (1,5) OBP: 0.224, SLG: 0.233			4-3			F9		S BB	F9	3	0	0	0	1	0	1				
Steve Rogers, R (1,1) OBP: 0.146, SLG: 0.089			G3			4-3		BB	F7	3	0	0	0	1	0	1				
Inning Stats	R: 0 E: 0 K: 0 S: 2	H: 1 LOB: 1 BB: 2 P: 10	R: 0 E: 0 K: 1 S: 5	H: 1 LOB: 0 BB: 0 P: 5	R: 0 E: 0 K: 0 S: 3	H: 0 LOB: 0 BB: 0 P: 3	R: 1 E: 0 K: 0 S: 5	H: 2 LOB: 1 BB: 0 P: 5	R: 0 E: 0 K: 0 S: 3	H: 0 LOB: 0 BB: 0 P: 3	R: 1 E: 0 K: 0 S: 5	H: 3 LOB: 3 BB: 2 P: 13	R: 4 E: 0 K: 1 S: 9	H: 4 LOB: 1 BB: 1 P: 13	R: 0 E: 0 K: 0 S: 2	H: 0 LOB: 0 BB: 0 P: 2	1B: 5 2B: 5 3B: 2 HR: 0	SF: 0 SAC: 0 DP: 3 HBP: 0	WP: 0 PB: 2 SB: 1 CS: 2	PA: 36
PITCHER Ken Forsch, R (1,1) ERA: 3.27	IP: 7.0 WLS: L BF: 28 H: 7 R: 2 ER: 2 SO: 1 BB: 4 IBB: 0 HBP: 0 BLK: 0 WP: 0 HR: 0 S: 26 P: 42 ERA: 2.57 WHIP: 1.571																			
Gene Pentz, R (8,1) ERA: 3.91	0.0	4	3	4	4	0	1	0	0	0	0	3	7							
Bo McLaughlin, R (8,1) ERA: 4.5	1.0	4	1	0	0	1	0	0	0	0	0	6	6	0.00	1.000					

Houston Astros @ Montreal Expos
Olympic Stadium, Montreal, QB
Tue Jun 21 1977, 7:05 PM EDT
Att: 15,851 - Unknown

AB	31
R	6
H	11
RBI	6
BB	5
SO	2
LOB	12



Batter	1	2	3	4	5	6	7	8	9	AB	R	H	RBI	BB	SO	LOB	TOP											
Cesar Cedeno, R OBP: 0.285, SLG: 0.257 (1, 8)	0-0 5-3		0-0 F4		0-0 F9		0-0 1-3		0-0 5-3	5	0	0	0	0	0	2												
Enos Cabell, R OBP: 0.312, SLG: 0.435 (1, 5)	0-0 F8		0-0 F4		0-0 1B		0-0 6-3		0-0 6-3	5	1	1	1	0	0	1												
Jose Cruz, L OBP: 0.325, SLG: 0.407 (1, 9)	0-0 1-3		4-0 1-2 BB		0-0 1B		0-0 1B		0-0 4-3	4	1	2	1	1	0	0												
Joe Ferguson, R OBP: 0.389, SLG: 0.456 (1, 2)		0-0 HR 1B	0-0 F2		4-0 1B		0-0 1B		0-0 1B	3	1	2	0	1	0	2												
Art Howe, R OBP: 0.356, SLG: 0.456 (1, 4)		0-0 F8		0-0 4-3		0-0 1B		0-0 HR 1B		4	1	2	1	0	0	1												
Jim Fuller, R OBP: 0.217, SLG: 0.478 (1, 7)		0-0 HR		0-3 K		0-0 F9		0-0 HR		4	2	2	4	0	1	2												
Craig Cacek, R OBP: 0.167, SLG: 0.091 (1, 3)		0-0 6-3		0-0 6-3		0-0 6-3		0-0 6-3		4	0	0	0	0	0	0												
Julio Gonzalez, R OBP: 0.286, SLG: 0.340 (1, 6)		0-0 5-3		0-0 SH3-4 1B		0-0 6-3		0-3 K		4	1	1	0	0	1	0												
Floyd Bannister, L OBP: 0.280, SLG: 0.250 (1, 1)			0-0 BB 1B		0-0 SH3-4 1B		0-0 F4		0-0 F9	3	0	1	0	0	0	0												
Inning Stats	R: 0 E: 0 K: 0 S: 3	H: 0 LOB: 0 BB: 0 P: 3	R: 2 E: 0 K: 0 S: 5	H: 2 LOB: 0 BB: 0 P: 5	R: 0 E: 0 K: 0 S: 4	H: 1 LOB: 2 BB: 1 P: 8	R: 0 E: 0 K: 1 S: 5	H: 0 LOB: 0 BB: 0 P: 5	R: 3 E: 0 K: 0 S: 7	H: 4 LOB: 2 BB: 1 P: 11	R: 0 E: 0 K: 0 S: 3	H: 0 LOB: 0 BB: 0 P: 3	R: 0 E: 0 K: 0 S: 4	H: 2 LOB: 2 BB: 0 P: 4	R: 2 E: 0 K: 1 S: 7	H: 2 LOB: 0 BB: 0 P: 7	R: 0 E: 0 K: 0 S: 3	H: 0 LOB: 0 BB: 0 P: 3	1B: 8 2B: 1 3B: 0 HR: 2	SF: 0 SAC: 1 DP: 0 HBP: 0	WP: 0 PB: 0 SB: 1 CS: 0	PA: 39						
PITCHER	IP	WLS	BF	H	R	ER	SO	BB	IBB	HBP	BLK	WP	HR	S	P	ERA	WHIP											
Santo Alcala, R ERA: 7.01 (1, 1)	4.2	L	22	6	5	5	1	2	0	0	0	0	0	1	22	30	9.64	1.714										
Stan Bahnsen, R ERA: 7.23 (5, 1)	0.1		2	1	0	0	0	0	0	0	0	0	0	0	2	2	0.00	3.000										
Tom Walker, R ERA: 7.59 (6, 1)	2.0		7	2	0	0	0	0	0	0	0	0	0	7	7	0.00	1.000											
Will McEnaney, L ERA: 3.44 (8, 1)	2.0		8	2	2	2	1	0	0	0	0	0	1	10	10	9.00	1.000											

Houston Astros @ Montreal Expos
Olympic Stadium, Montreal, QB
Wed Jun 22 1977, 7:05 PM EDT
Att: 10,070 - Unknown

AB 36
R 7
H 11
RBI 7
BB 2
SO 2
LOB 8



Batter	1	2	3	4	5	6	7	8	9	AB	R	H	RBI	BB	SO	LOB	BOTTOM										
Dave Cash, R OBP: 0.350, SLG: 0.361 (1, 4)	0-0 4-3		0-0 1B		0-0 F9			0-0 F7		4	0	1	0	0	0	2											
Chris Speier, R OBP: 0.324, SLG: 0.332 (1, 6)	0-0 6-3		0-0 F2		4-0 BB		0-0 4-3		0-0 4-3	3	0	0	0	1	0	2											
Ellis Valentine, R OBP: 0.367, SLG: 0.548 (1, 9)	0-3 K		4-0 BB		0-0 F8		0-0 G3		0-0 F8	3	0	0	0	1	1	1											
Tony Perez, R OBP: 0.331, SLG: 0.417 (1, 3)		0-0 6-3		0-0 F8		0-0 F4		0-0 F8		4	0	0	0	0	0	2											
Gary Carter, R OBP: 0.354, SLG: 0.545 (1, 2)		0-3 K		0-3 K		0-0 6-3		0-3 K		4	0	0	0	0	3	2											
Warren Cromartie, L OBP: 0.322, SLG: 0.418 (1, 7)		0-0 4-3		0-0 BB 1B		0-0 3B		0-0 F9		4	0	2	0	0	0	0											
Andre Dawson, R OBP: 0.321, SLG: 0.462 (1, 8)			0-0 1B 2B		0-3 K		0-0 F7			3	0	1	0	0	1	2											
Pete Mackanin, R OBP: 0.297, SLG: 0.371 (1, 5)			0-3 K		4-0 BB		0-0 F8			2	0	0	0	1	1	2											
Santo Alcala, R OBP: 0.267, SLG: 0.287 (1, 1)			0-3 K		0-3 K		0-0 5-3			1	0	0	0	0	0	1											
Stan Bahnsen, R OBP: 0.400, SLG: 0.500 (5, 1)			0-0 K		0-0 K					0	0	0	0	0	0	0											
Jose Morales, R OBP: 0.167, SLG: 0.136 (6, 1)			0-0 K		0-0 K					1	0	0	0	0	0	0											
Tom Walker, R OBP: 0.337, SLG: 0.462 (7, 1)			0-0 K		0-0 K					1	0	0	0	0	0	1											
Sam Mejias, R OBP: 0.307, SLG: 0.462 (8, 1)			0-0 K		0-0 K					0	0	0	0	0	0	0											
Inning Stats	R: 0 E: 0 K: 1 S: 5	H: 0 LOB: 0 BB: 0 P: 5	R: 0 E: 0 K: 1 S: 5	H: 0 LOB: 0 BB: 0 P: 5	R: 0 E: 0 K: 2 S: 9	H: 2 LOB: 2 BB: 0 P: 9	R: 0 E: 0 K: 1 S: 4	H: 0 LOB: 1 BB: 1 P: 8	R: 0 E: 0 K: 2 S: 8	H: 1 LOB: 2 BB: 1 P: 12	R: 0 E: 0 K: 0 S: 3	H: 0 LOB: 1 BB: 1 P: 7	R: 0 E: 0 K: 0 S: 4	H: 1 LOB: 1 BB: 0 P: 4	R: 0 E: 0 K: 0 S: 3	H: 0 LOB: 0 BB: 0 P: 3	R: 0 E: 0 K: 1 S: 5	H: 0 LOB: 0 BB: 0 P: 5	1B: 2 2B: 2 3B: 1 HR: 0	SF: 0 SAC: 0 DP: 1 HBP: 0	WP: 0 PB: 0 SB: 0 CS: 1	PA: 33					
PITCHER	IP	WLS	BF	H	R	ER	SO	BB	IBB	HBP	BLK	WP	HR	S	P	ERA	WHIP										
Floyd Bannister, L ERA: 4.66 (1, 1)	9.0	W	33	4	0	0	8	3	0	0	0	0	0	46	58	0.00	0.778										

Houston Astros @ Montreal Expos
Olympic Stadium, Montreal, QB
Wed Jun 22 1977, 7:05 PM EDT
Att: 10,070 - Unknown


AB 30
R 0
H 4
RBI 0
BB 3
SO 8
LOB 17



Batter	1	2	3	4	5	6	7	8	9	10	AB	R	H	RBI	BB	SO	LOB	TOP			
Dave Cash, R OBP: 0.344, SLG: 0.355 (1.4)	F6		4-3	6-3			F7			6-3	5	0	0	0	0	0	1				
Chris Speier, R OBP: 0.326, SLG: 0.330 (1.6)	1-3		BB		4-3		5-3			1B	4	0	1	0	1	0	0				
Ellis Valentine, R OBP: 0.350, SLG: 0.537 (1.9)	6-3		F6		L9		4-3			K	5	0	0	0	0	1	2				
Tony Perez, R OBP: 0.328, SLG: 0.426 (1.3)		HR		F9	K		6-3			K	5	1	1	1	0	2	1				
Gary Carter, R OBP: 0.347, SLG: 0.534 (1.2)	F8			5-3		5-3		F7			4	0	0	0	0	0	0				
Warren Cromartie, L OBP: 0.432, SLG: 0.415 (1.7)	L8					L8				F6	4	1	1	0	0	0	0				
Sam Mejias, R OBP: 0.297, SLG: 0.467 (9.8)				3B	1B						0	0	0	0	0	0	0				
Andre Dawson, R OBP: 0.324, SLG: 0.474 (9.7)	L3			2B	3B					6-3	4	1	2	1	0	0	0				
Larry Parrish, R OBP: 0.319, SLG: 0.398 (1.5)			HR	2B	IBB		1-3			BB	2	2	1	1	2	0	1				
Wayne Twitchell, R OBP: 0.235, SLG: 0.250 (8.1)			K							K	3	0	1	2	0	2	0				
Will McEnaney, L (8.1)				1-H	2B						0	0	0	0	0	0	0				
Joe Kerrigan, R (8.1)				3-H	2B					K	1	0	0	0	0	1	1				
Inning Stats	R: 0 E: 0 K: 0 S: 3	H: 0 LOB: 0 BB: 0 P: 3	R: 1 E: 0 K: 0 S: 4	H: 1 LOB: 0 BB: 0 P: 4	R: 1 E: 0 K: 1 S: 6	H: 1 LOB: 1 BB: 1 P: 10	R: 3 E: 0 K: 0 S: 6	H: 3 LOB: 1 BB: 1 P: 10	R: 0 E: 0 K: 1 S: 5	H: 1 LOB: 0 BB: 0 P: 4	R: 0 E: 0 K: 1 S: 5	H: 0 LOB: 0 BB: 0 P: 5	R: 0 E: 0 K: 0 S: 3	H: 0 LOB: 0 BB: 0 P: 3	R: 0 E: 0 K: 1 S: 5	H: 0 LOB: 1 BB: 1 P: 9	R: 0 E: 0 K: 2 S: 8	H: 1 LOB: 1 BB: 0 P: 8	1B: 3 2B: 1 3B: 1 HR: 2	SF: 0 SAC: 0 DP: 0 HBP: 0	WP: 0 PA: 40 PB: 0 SB: 0 CS: 0
PITCHER	IP WLS BF H R ER SO BB IBB HBP BLK WP HR S P ERA WHIP																			IP WLS BF H R ER SO BB IBB HBP BLK WP HR S P ERA WHIP	
Jim Rooker, L ERA: 3.72 (1.1)	3.2	18	5	5	5	1	1	0	0	0	0	0	0	0	0	0	12.27	1.636			
Larry Demery, R ERA: 5.89 (4.1)	4.1	14	1	0	0	2	0	0	0	0	0	0	0	0	0	0	0.00	0.231			
Grant Jackson, L ERA: 3.51 (9.1)	1.0	4	0	0	0	1	1	0	0	0	0	0	0	0	0	0	0.00	1.000			
Rich Gossage, R ERA: 1.34 (10.1)	1.0	W	4	1	0	0	2	0	0	0	0	0	0	0	0	0	0.00	1.000			

Montreal Expos @ Pittsburgh Pirates
Three Rivers Stadium, Pittsburgh, PA
Fri Jun 24 1977, 7:05 PM EDT
Att: 27,650 - Unknown


AB 37
R 5
H 7
RBI 5
BB 3
SO 6
LOB 6



Batter	1	2	3	4	5	6	7	8	9	10	AB	R	H	RBI	BB	SO	LOB	BOTTOM			
Rennie Stennett, R OBP: 0.363, SLG: 0.389 (1.4)	F8			4-3			6-3	F8	F8		5	0	0	0	0	0	4				
Phil Garner, R OBP: 0.291, SLG: 0.375 (9.6)	K			6-3			L8	BB		1B	4	1	1	0	1	1	0				
Dave Parker, L OBP: 0.399, SLG: 0.559 (1.9)	4-3			4-3			K	BB		1B	3	0	0	1	2	1	0				
Bill Robinson, R OBP: 0.320, SLG: 0.500 (9.5)		F4			6-3			1B		1B	5	1	2	1	0	0	3				
Al Oliver, L OBP: 0.324, SLG: 0.453 (1.8)	1-3				6-3			HR		F7	4	1	1	2	0	0	0				
Willie Stargell, L OBP: 0.396, SLG: 0.606 (1.3)					4-3			1B		1B	4	1	2	0	0	1	0				
Bruce Kison, R OBP: 0.259, SLG: 0.385 (9. PR)					4-3			1B		1B	0	1	0	0	0	0	0				
Rich Gossage, R OBP: 0.353, SLG: 0.444 (10.1)								1B		1B	0	0	0	0	0	0	0				
Ed Ott, L OBP: 0.389, SLG: 0.405 (1.2)			F8			4-3		BB		1B	4	1	2	0	0	0	0				
Frank Taveras, R OBP: 0.310, SLG: 0.292 (8. PH)					4-3			1B		1B	2	0	0	0	0	0	0				
Fernando Gonzalez, R OBP: 0.309, SLG: 0.417 (9.1)			4-3					1B		1B	1	0	1	1	0	0	0				
Grant Jackson, S OBP: 0.500, SLG: 1.000 (9. PH)								BB		BB	1	0	0	0	0	0	0				
Bobby Tolan, L OBP: 0.276, SLG: 0.192 (10.3)								1B		1B	1	0	1	1	0	0	0				
Jim Rooker, R OBP: 0.233, SLG: 0.179 (1.1)								1B		1B	1	0	0	0	0	1	0				
Larry Demery, R OBP: 0.214, SLG: 0.357 (4.1)								3-H		F7	1	0	0	0	1	0	0				
Mario Mendoza, R OBP: 0.188, SLG: 0.250 (8. PH)			K							F8	0	0	0	0	0	0	0				
Omar Moreno, L OBP: 0.282, SLG: 0.307 (9.8)											2	0	0	0	0	0	4				
Inning Stats	R: 0 E: 0 K: 1 S: 5	H: 0 LOB: 0 BB: 0 P: 5	R: 0 E: 0 K: 1 S: 5	H: 0 LOB: 0 BB: 0 P: 5	R: 0 E: 0 K: 1 S: 5	H: 0 LOB: 0 BB: 0 P: 5	R: 0 E: 0 K: 0 S: 3	H: 0 LOB: 0 BB: 0 P: 3	R: 0 E: 0 K: 0 S: 3	H: 0 LOB: 0 BB: 0 P: 5	R: 0 E: 0 K: 1 S: 5	H: 0 LOB: 0 BB: 0 P: 5	R: 4 E: 0 K: 0 S: 8	H: 5 LOB: 3 BB: 2 P: 16	R: 1 E: 0 K: 0 S: 6	H: 3 LOB: 2 BB: 0 P: 6	R: 1 E: 0 K: 0 S: 2	H: 2 LOB: 2 BB: 1 P: 6	1B: 8 2B: 1 3B: 0 HR: 1	SF: 0 SAC: 0 DP: 0 HBP: 0	WP: 0 PA: 40 PB: 0 SB: 0 CS: 0
PITCHER	IP WLS BF H R ER SO BB IBB HBP BLK WP HR S P ERA WHIP																			IP WLS BF H R ER SO BB IBB HBP BLK WP HR S P ERA WHIP	
Wayne Twitchell, R ERA: 4.53 (1.1)	7.0	24	3	3	3	5	0	0	0	0	0	0	0	0	0	0	3.86	0.429			
Will McEnaney, L ERA: 3.62 (8.1)	0.0	2	2	0	0	0	0	0	0	0	0	0	0	0	0	0	∞	∞			
Joe Kerrigan, R ERA: 2.84 (8.1)	2.0	L	14	5	3	3	0	2	1	0	0	0	0	0	11	23	13.50	3.500			

Montreal Expos @ Pittsburgh Pirates
Three Rivers Stadium, Pittsburgh, PA
Fri Jun 24 1977, 7:05 PM EDT
Att: 27,650 - Unknown

AB 37
R 6
H 10
RBI 6
BB 3
SO 5
LOB 11



Batter	1	2	3	4	5	6	7	8	9	AB	R	H	RBI	BB	SO	LOB	TOP			
Dave Cash, R OBP: 0.346, SLG: 0.357 Pepe Frias, R OBP: 0.045, SLG: 0.045			6-3		G4-6-3			6-3		1	1	1	0	0	0	0	Montreal Expos @ Pittsburgh Pirates Three Rivers Stadium, Pittsburgh, PA Sat Jun 25 1977, 3:33 AM EDT Att: 7,721 - Unknown			
Chris Spoier, R OBP: 0.333, SLG: 0.340 Bill Atkinson, L OBP: 0.500, SLG: 0.500			4-3					BB		3	0	2	1	1	0	0				
Ellis Valentine, R OBP: 0.530 Sam Mejias, R OBP: 0.313, SLG: 0.467			6-3		G6-4-3			BB		3	0	0	0	0	0	2				
Tony Perez, R OBP: 0.326, SLG: 0.422 Del Unser, L OBP: 0.326, SLG: 0.456				L8				G1		2	0	0	0	0	1	0				
Gary Carter, R OBP: 0.345, SLG: 0.528		FC1-6 BB SF7		5-3						4	1	1	0	0	1	0				
Warren Cromartie, L OBP: 0.327, SLG: 0.418		FC1-6 BB								3	0	2	0	1	0	0				
Andre Dawson, R OBP: 0.318, SLG: 0.463		FC1-6		FC6-4						4	0	0	0	0	2	4				
Larry Parrish, R OBP: 0.319, SLG: 0.404 Pete Mackanin, R OBP: 0.289, SLG: 0.361		SF7			F8					2	0	1	1	0	0	0				
Jackie Brown, R OBP: 0.136, SLG: 0.095 Don Stanhouse, R OBP: 0.276, SLG: 0.250 Jose Mermola, R OBP: 0.200, SLG: 0.174 Tom Walker, R OBP: 0.220, SLG: 0.227		F8								1	0	0	0	0	0	1				
Wayne Garrett, L OBP: 0.220, SLG: 0.227					G4-6-3					1	0	0	0	0	1	1				
Inning Stats	R: 1 E: 0 K: 1 S: 6	H: 2 LOB: 0 BB: 0 P: 6	R: 1 E: 0 K: 0 S: 4	H: 1 LOB: 1 BB: 1 P: 8	R: 0 E: 0 K: 0 S: 3	H: 0 LOB: 0 BB: 0 P: 3	R: 0 E: 0 K: 0 S: 4	H: 1 LOB: 1 BB: 0 P: 4	R: 0 E: 0 K: 0 S: 3	H: 1 LOB: 0 BB: 0 P: 3	R: 0 E: 0 K: 1 S: 5	H: 0 LOB: 0 BB: 0 P: 5	R: 0 E: 0 K: 1 S: 6	H: 1 LOB: 3 BB: 2 P: 14	R: 0 E: 0 K: 2 S: 8	H: 1 LOB: 1 BB: 0 P: 8	1B: 6 2B: 3 3B: 0 HR: 0	SF: 1 SAC: 0 DP: 3 HBP: 0	WP: 0 PB: 0 CS: 1	PA: 35
PITCHER Bruce Kison, R ERA: 4.34	IP: 9.0 WLS: W BF: 35	H: 8 R: 2 ER: 2 SO: 5	BB: 3 IBB: 0 HBP: 0 BLK: 0	WP: 0 HR: 0 S: 42 P: 54	ERA: 2.00 WHIP: 1.222	PITCHER										IP: WLS: BF: H: R: ER: SO: BB: IBB: HBP: BLK: WP: HR: S: P: ERA: WHIP				

AB	31
R	2
H	8
RBI	2
BB	3
SO	5
LOB	14



Batter	1	2	3	4	5	6	7	8	9	AB	R	H	RBI	BB	SO	LOB	BOTTOM			
Rennie Stennett, R OBP: 0.363, SLG: 0.402					F3					5	1	2	3	0	0	0	Montreal Expos @ Pittsburgh Pirates Three Rivers Stadium, Pittsburgh, PA Sat Jun 25 1977, 3:33 AM EDT Att: 7,721 - Unknown			
Phil Garner, R OBP: 0.302, SLG: 0.383										3	1	2	0	2	0	2				
Dave Parker, L OBP: 0.397, SLG: 0.566 Omar Moreno, L OBP: 0.285, SLG: 0.311										4	1	1	1	0	0	3				
Bill Robinson, R OBP: 0.318, SLG: 0.494 Jerry Hairston, S OBP: 0.417, SLG: 0.367										4	2	1	0	0	0	1				
Al Oliver, L OBP: 0.323, SLG: 0.462 Fernando Gonzalez, R OBP: 0.250, SLG: 0.455										4	1	1	2	0	0	1				
Willie Stargell, L OBP: 0.385, SLG: 0.593 Bobby Tolan, L OBP: 0.290, SLG: 0.214										3	0	0	0	0	0	2				
Ed Ott, L OBP: 0.394, SLG: 0.422										4	1	2	1	0	0	1				
Frank Taveras, R OBP: 0.313, SLG: 0.297 Mario Mendoza, R OBP: 0.188, SLG: 0.250										3	2	1	0	0	0	2				
Bruce Kison, R OBP: 0.290, SLG: 0.400										4	1	2	2	0	1	2				
Inning Stats	R: 0 E: 0 K: 0 S: 4	H: 1 LOB: 1 BB: 0 P: 4	R: 2 E: 1 K: 0 S: 6	H: 3 LOB: 2 BB: 0 P: 7	R: 6 E: 0 K: 0 S: 9	H: 6 LOB: 1 BB: 1 P: 13	R: 1 E: 2 K: 0 S: 6	H: 1 LOB: 2 BB: 0 P: 6	R: 0 E: 0 K: 0 S: 2	H: 0 LOB: 0 BB: 1 P: 6	R: 0 E: 0 K: 0 S: 4	H: 1 LOB: 1 BB: 0 P: 4	R: 0 E: 0 K: 1 S: 5	H: 0 LOB: 0 BB: 0 P: 5	R: 1 E: 0 K: 0 S: 5	H: 2 LOB: 1 BB: 0 P: 5		1B: 8 2B: 3 3B: 0 HR: 3	SF: 0 SAC: 0 DP: 1 HBP: 1	WP: 0 PB: 0 CS: 0
PITCHER Jackie Brown, R ERA: 3.9 Don Stanhouse, R ERA: 4.64 Tom Walker, R ERA: 5.93 Bill Atkinson, R ERA: 3.45	IP: 2.0 WLS: L BF: 13	H: 4 R: 4 ER: 3 SO: 0	BB: 1 IBB: 0 HBP: 0 BLK: 0	WP: 0 HR: 1 S: 12 P: 16	ERA: 13.50 WHIP: 2.500	PITCHER										IP: WLS: BF: H: R: ER: SO: BB: IBB: HBP: BLK: WP: HR: S: P: ERA: WHIP				

AB	39
R	10
H	14
RBI	10
BB	2
SO	1
LOB	17

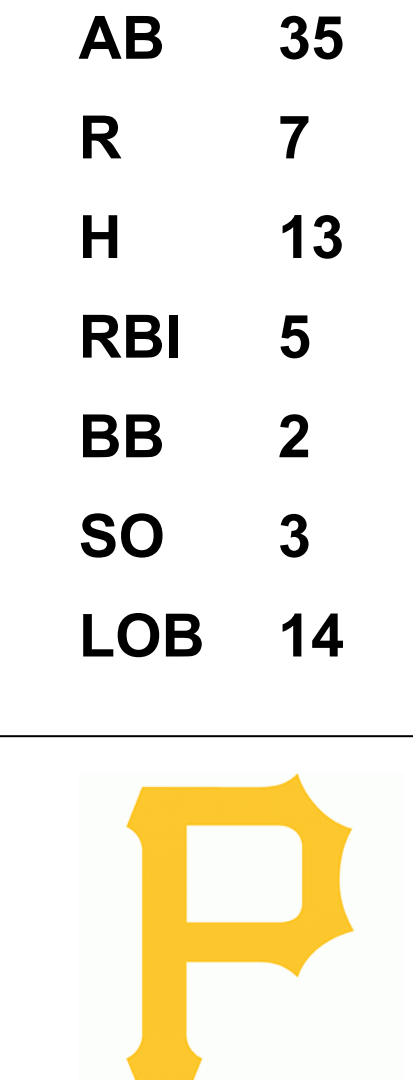


Batter	1	2	3	4	5	6	7	8	9	AB	R	H	RBI	BB	SO	LOB	TOP		
Dave Cash, R OBP: 0.347, SLG: 0.356 (1, 4)	F9		FC6-4 1B		BB	4-0 BB	L3		4-3	4	0	1	0	1	0	0	Montreal Expos @ Pittsburgh Pirates Three Rivers Stadium, Pittsburgh, PA Sun Jun 26 1977, 3:33 AM EDT Unknown		
Chris Speier, R OBP: 0.328, SLG: 0.333 (1, 6)	1-3		FC6-4 1-2			4-3		1-3		4	0	0	0	0	0	2			
Ellis Valentine, R OBP: 0.358, SLG: 0.546 (1, 9)	HR		L8			L8		HR		4	2	2	1	0	0	1			
Tony Perez, R OBP: 0.328, SLG: 0.436 (1, 3)	1B				F8	4-3		HR		4	1	2	2	0	0	0			
Gary Carter, R OBP: 0.348, SLG: 0.530 (1, 2)	L8				BB	E		1-3		3	1	1	0	1	0	1			
Warren Cromartie, L OBP: 0.330, SLG: 0.419 (1, 7)		L3			F8	E2		1B		4	0	2	1	0	0	1			
Andre Dawson, R OBP: 0.316, SLG: 0.459 (1, 8)		CS 1B			5-3	F8		5-3		4	0	1	0	0	0	3			
Larry Parrish, R OBP: 0.314, SLG: 0.396 (1, 5)		K			F3			F4		4	0	0	0	0	2	1			
Steve Rogers, R OBP: 0.137, SLG: 0.083 Joe Kerrigan, R (8, 1)			F4		K			2-3		3	0	0	0	0	1	0			
Wayne Garrett, L OBP: 0.216, SLG: 0.222 (9, PH)								K		0	0	0	0	0	0	0			
Inning Stats	R: 1 E: 0 K: 0 S: 5	H: 2 LOB: 1 BB: 0 P: 5	R: 0 E: 0 K: 1 S: 5	H: 1 LOB: 0 BB: 0 P: 5	R: 0 E: 0 K: 0 S: 4	H: 1 LOB: 1 BB: 0 P: 4	R: 0 E: 0 K: 0 S: 3	H: 0 LOB: 1 BB: 1 P: 7	R: 0 E: 0 K: 1 S: 5	H: 2 LOB: 1 BB: 0 P: 5	R: 0 E: 0 K: 0 S: 3	H: 0 LOB: 0 BB: 0 P: 3	R: 2 E: 0 K: 0 S: 6	H: 3 LOB: 1 BB: 0 P: 6	R: 0 E: 0 K: 2 S: 7	H: 0 LOB: 0 BB: 0 P: 7	1B: 5 2B: 2 3B: 0 HR: 2	SF: 0 SAC: 0 DP: 0 HBP: 0	WP: 0 PA: 37
PITCHER	IP	WLS	BF	H	R	ER	SO	BB	IBB	HBP	BLK	WP	HR	S	P	ERA	WHIP		
John Candelaria, L ERA: 2.05 (1, 1)	5.0		20	4	1	1	2	2	0	0	0	0	1	22	30	1.80	1.200		
Kent Tekulve, R ERA: 2.74 (6, 1)	3.0	W	14	5	3	3	0	0	0	0	0	0	1	14	14	9.00	1.667		
Rich Gossage, R ERA: 1.31 (9, 1)	1.0	S	3	0	0	0	2	0	0	0	0	0	0	7	7	0.00	0.000		

AB	35
R	4
H	9
RBI	4
BB	2
SO	4
LOB	9



Batter	1	2	3	4	5	6	7	8	9	AB	R	H	RBI	BB	SO	LOB	BOTTOM		
Rennie Stennett, R OBP: 0.364, SLG: 0.414 (1, 4)	6-3		F3		HR		CS 1B	F8		5	1	2	2	0	0	1	Montreal Expos @ Pittsburgh Pirates Three Rivers Stadium, Pittsburgh, PA Sun Jun 26 1977, 3:33 AM EDT Unknown		
Phil Garner, R OBP: 0.301, SLG: 0.381 (1, 5)	L9		S 1B		L8		F9			4	1	1	0	0	0	1			
Dave Parker, L OBP: 0.402, SLG: 0.568 (1, 9)	E9 1B		CS 1B		FC5-4 1B		K			4	0	3	1	0	1	1			
Bill Robinson, R OBP: 0.313, SLG: 0.485 Kent Tekulve, R OBP: 0.400, SLG: 0.400 Jerry Hairston, S OBP: 0.405, SLG: 0.355 Rich Gossage, R OBP: 0.333, SLG: 0.444 (1, 7)	F2		K		FC5-4		4-3			3	0	0	0	0	1	3			
Al Oliver, L OBP: 0.329, SLG: 0.479 (6, 7)		6-3 2B 1B			4-3		4-3 1B			4	2	3	1	0	0	0			
Bobby Tolan, L OBP: 0.286, SLG: 0.194 (1, 3)		6-3 1-2			4-3		4-3 1-2			3	1	0	0	1	0	2			
Ed Ott, L OBP: 0.408, SLG: 0.448 (1, 2)					FC6-4 1B		F8			4	1	3	1	0	0	1			
Frank Taveras, R OBP: 0.309, SLG: 0.292 (1, 6)		6-3			FC6-4 1-2		6-3			4	0	0	0	0	0	4			
John Candelaria, L OBP: 0.200, SLG: 0.152 Omar Moreno, L OBP: 0.290, SLG: 0.313 (1, 1)			5-3				K			1	0	0	0	0	0	1			
								S 1B		2	1	1	0	1	1	0			
Inning Stats	R: 0 E: 1 K: 0 S: 4	H: 1 LOB: 1 BB: 0 P: 4	R: 1 E: 0 K: 0 S: 5	H: 2 LOB: 1 BB: 0 P: 5	R: 1 E: 0 K: 1 S: 6	H: 2 LOB: 0 BB: 0 P: 6	R: 0 E: 0 K: 0 S: 4	H: 1 LOB: 1 BB: 0 P: 4	R: 1 E: 0 K: 1 S: 6	H: 2 LOB: 0 BB: 0 P: 6	R: 3 E: 2 K: 0 S: 5	H: 2 LOB: 2 BB: 2 P: 13	1B: 10 2B: 1 3B: 0 HR: 2	SF: 0 SAC: 0 DP: 0 HBP: 0	WP: 0 PA: 37				
PITCHER	IP	WLS	BF	H	R	ER	SO	BB	IBB	HBP	BLK	WP	HR	S	P	ERA	WHIP		
Steve Rogers, R ERA: 2.5 (1, 1)	7.1	L	34	13	7	5	3	1	0	0	0	0	0	2	39	6.14	1.909		
Joe Kerrigan, R ERA: 2.8 (8, 1)	0.2		3	0	0	0	0	1	0	0	0	0	0	2	6	0.00	1.500		



Batter	1	2	3	4	5	6	7	8	9	AB	R	H	RBI	BB	SO	LOB	TOP									
Pepe Frias, R (1,4) OBP: 0.080, SLG: 0.080 Pete Mackanin, R (7, PH) OBP: 0.300, SLG: 0.421										3	0	1	0	0	0	0	Montreal Expos @ Pittsburgh Pirates Three Rivers Stadium, Pittsburgh, PA Sun Jun 26 1977, 3:38 AM EDT Att: 20,583 - Unknown									
Chris Speier, R (1,6) OBP: 0.333, SLG: 0.341										4	1	2	0	1	0	2										
Ellis Valentine, R (1,9) OBP: 0.363, SLG: 0.547										5	1	3	1	0	0	2										
Wayne Garrett, L (1,5) OBP: 0.214, SLG: 0.220										5	1	1	0	0	1	4										
Warren Cromartie, L (1,7) OBP: 0.332, SLG: 0.419										3	1	1	2	1	0	0										
Del Unser, L (1,3) OBP: 0.326, SLG: 0.450										4	0	1	1	0	0	1										
Sam Mejias, R (1,8) OBP: 0.350, SLG: 0.611										3	1	1	2	1	0	2										
Tim Blackwell, S (1,2) OBP: 0.350, SLG: 0.611										4	0	0	0	0	0	3										
Stan Bahnsen, R (1,1) OBP: 0.286, SLG: 0.333 Gary Carter, R (7, PH) OBP: 0.351, SLG: 0.532 Willi McEnaney, L (7,1) OBP: 0.293, SLG: 0.333										2	0	0	0	0	1	0										
										1	0	1	0	0	0	0										
										1	0	0	0	0	0	2										
Inning Stats	R: 0 E: 0 K: 0 S: 4	H: 1 LOB: 1 BB: 0 P: 4	R: 0 E: 0 K: 0 S: 3	H: 0 LOB: 0 BB: 0 P: 3	R: 0 E: 0 K: 0 S: 3	H: 0 LOB: 0 BB: 0 P: 3	R: 0 E: 0 K: 1 S: 5	H: 1 LOB: 1 BB: 0 P: 5	R: 0 E: 0 K: 0 S: 3	H: 0 LOB: 1 BB: 1 P: 7	R: 0 E: 0 K: 1 S: 7	H: 2 LOB: 2 BB: 0 P: 7	R: 2 E: 0 K: 1 S: 7	H: 2 LOB: 1 BB: 1 P: 11	R: 3 E: 0 K: 0 S: 7	H: 4 LOB: 2 BB: 1 P: 11	R: 1 E: 0 K: 0 S: 4	H: 2 LOB: 0 BB: 0 P: 4	1B: 9 2B: 2 3B: 1 HR: 1	SF: 0 SAC: 0 DP: 2 HBP: 0	WP: 0 PB: 0 CS: 0	PA: 40				
PITCHER	IP	WLS	BF	H	R	ER	SO	BB	IBB	HBP	BLK	WP	HR	S	P	ERA	WHIP									
Odell Jones, R (1,1) ERA: 5.13	6.1		25	5	2	2	2	2	0	0	0	0	0	1	27	35	2.84	1.105								
Larry Demery, R (7,1) ERA: 6.0	0.2		4	1	1	1	1	1	0	0	0	0	0	5	9	13.50	3.000									
Rich Gossage, R (8,1) ERA: 1.58	1.0	L	7	4	2	2	0	0	0	0	0	0	0	7	7	18.00	4.000									
Grant Jackson, L (9,1) ERA: 3.71	1.0		4	2	1	1	0	0	0	0	0	0	0	4	4	9.00	2.000									


AB	37
R	6
H	12
RBI	6
BB	3
SO	3
LOB	17




Batter	1	2	3	4	5	6	7	8	9	AB	R	H	RBI	BB	SO	LOB	BOTTOM								
Rennie Stennett, R (1,4) OBP: 0.359, SLG: 0.407										4	0	0	0	0	1	0	Montreal Expos @ Pittsburgh Pirates Three Rivers Stadium, Pittsburgh, PA Sun Jun 26 1977, 3:38 AM EDT Att: 20,583 - Unknown								
Phil Garner, R (1,5) OBP: 0.300, SLG: 0.379										4	1	1	0	0	1	0									
Dave Parker, L (1,9) OBP: 0.400, SLG: 0.567										4	1	1	0	0	0	1									
Bill Robinson, R (1,7) OBP: 0.328, SLG: 0.514										4	1	4	3	0	0	0									
Al Oliver, L (1,8) OBP: 0.324, SLG: 0.472										4	0	0	0	0	0	3									
Willie Stargell, L (1,3) OBP: 0.386, SLG: 0.580										3	0	0	0	1	1	1									
Ed Ott, L (1,2) OBP: 0.396, SLG: 0.433 Jim Fregosi, R (9, PH) OBP: 0.293, SLG: 0.333										3	0	0	0	0	1	1									
										1	0	0	0	0	0	2									
Mario Mendoza, R (1,6) OBP: 0.158, SLG: 0.211										3	0	0	0	0	0	0									
										2	0	0	0	0	0	0									
										0	0	0	0	0	0	0									
Inning Stats	R: 0 E: 0 K: 2 S: 7	H: 0 LOB: 0 BB: 0 P: 7	R: 0 E: 0 K: 0 S: 4	H: 1 LOB: 1 BB: 0 P: 4	R: 0 E: 0 K: 0 S: 3	H: 0 LOB: 0 BB: 0 P: 3	R: 2 E: 0 K: 1 S: 7	H: 2 LOB: 0 BB: 0 P: 7	R: 0 E: 0 K: 1 S: 5	H: 0 LOB: 0 BB: 0 P: 5	R: 1 E: 0 K: 0 S: 5	H: 2 LOB: 1 BB: 0 P: 5	R: 0 E: 0 K: 0 S: 3	H: 0 LOB: 0 BB: 0 P: 3	R: 0 E: 0 K: 0 S: 3	H: 0 LOB: 0 BB: 0 P: 3	R: 0 E: 0 K: 0 S: 4	H: 1 LOB: 2 BB: 1 P: 8	1B: 4 2B: 1 3B: 0 HR: 1	SF: 0 SAC: 0 DP: 0 HBP: 0	WP: 0 PB: 1 CS: 0	PA: 34			
PITCHER	IP	WLS	BF	H	R	ER	SO	BB	IBB	HBP	BLK	WP	HR	S	P	ERA	WHIP								
Stan Bahnsen, R (1,1) ERA: 6.85	6.0		23	5	3	3	4	0	0	0	0	0	0	10	14	4.50	0.833								
Willi McEnaney, L (7,1) ERA: 3.42	3.0	W	11	1	0	0	0	1	0	0	0	0	0	10	14	0.00	0.667								

AB	33
R	3
H	6
RBI	3
BB	1
SO	4
LOB	8




Batter	1	2	3	4	5	6	7	8	9	AB	R	H	RBI	BB	SO	LOB	TOP				
Ivan De Jesus, R OBP: 0.330, SLG: 0.356 (1, 6)	F7		1B BLK		4-3		SF8			3	0	1	1	0	0	0	Chicago Cubs @ Montreal Expos Olympic Stadium, Montreal, QB Mon Jun 27 1977, 7:05 PM EDT Att: 14,197 - Unknown - 78 F livebaseballscores.com AB 34 R 4 H 9 RBI 4 BB 1 SO 6 LOB 9 				
Larry Blittner, L OBP: 0.338, SLG: 0.409 (1, 7)	HR		1B			K	FC4-6			4	1	2	1	0	1	1					
Bill Buckner, L OBP: 0.305, SLG: 0.377 (1, 3)	P6		K			F8	F9			4	0	0	0	0	1	3					
Bobby Murcer, L OBP: 0.377, SLG: 0.475 (1, 9)	BB		P9			1B		F8		3	0	1	0	1	0	2					
Jerry Morales, R OBP: 0.379, SLG: 0.475 (1, 8)	K			F7		L9		F9		4	0	0	0	0	1	2					
Steve Ontiveros, S OBP: 0.384, SLG: 0.397 Bruce Sutter, R (8, 1)		F8		K			2B 1B	6-3		4	1	1	0	0	1	0					
Steve Swisher, R OBP: 0.271, SLG: 0.385 (1, 2)	F7			F9		1B 2B		K		4	1	1	0	0	1	0					
Mick Kelleher, R OBP: 0.281, SLG: 0.375 (1, 4)	6-3				G3-6-4 1B		1B SF8 1B	P1		4	1	2	1	0	0	0					
Bill Bonham, R OBP: 0.200, SLG: 0.229 Greg Gross, L OBP: 0.310, SLG: 0.282 (7, PH) Gene Clines, R OBP: 0.417, SLG: 0.480 (7, PH) Paul Reuschel, R (7, 1) Dave Rosello, R OBP: 0.282, SLG: 0.297 (8, 5)			K			G3-6-4 1B	FC4-6 1B	F9		2	0	0	0	0	1	1					
Inning Stats	R: 1 E: 0 K: 1 S: 10	H: 1 LOB: 1 BB: 1 P: 14	R: 0 E: 0 K: 0 S: 3	H: 0 LOB: 0 BB: 0 P: 3	R: 0 E: 0 K: 2 S: 12	H: 2 LOB: 2 BB: 0 P: 13	R: 0 E: 0 K: 1 S: 5	H: 0 LOB: 0 BB: 0 P: 5	R: 0 E: 0 K: 0 S: 6	H: 1 LOB: 1 BB: 0 P: 6	R: 3 E: 0 K: 0 S: 7	H: 4 LOB: 1 BB: 0 P: 7	R: 0 E: 0 K: 0 S: 3	H: 0 LOB: 0 BB: 0 P: 3	R: 0 E: 0 K: 1 S: 5	H: 0 LOB: 0 BB: 0 P: 5		1B: 7 2B: 1 3B: 0 HR: 1	SF: 1 SAC: 0 DP: 1 HBP: 0	WP: 0 PB: 0 SB: 0 CS: 0	PA: 36
PITCHER	IP WLS BF H R ER SO BB IBB HBP BLK WP HR S P ERA WHIP																				
Santo Alcala, R ERA: 6.9 (1, 1)	6.0 L 26 8 4 4 5 1 0 0 0 1 0 1 45 51 6.00 1.500																				
Will McEnaney, L ERA: 3.35 (7, 1)	1.0 4 1 0 0 0 0 0 0 0 0 0 0 4 4 0.00 1.000																				
Joe Kerrigan, R ERA: 2.88 (8, 1)	2.0 6 0 0 0 1 0 0 0 0 0 0 0 8 8 0.00 0.000																				

Batter	1	2	3	4	5	6	7	8	9	AB	R	H	RBI	BB	SO	LOB	BOTTOM				
Dave Cash, R OBP: 0.346, SLG: 0.358 (1, 4)	WP 1B 2B	1-3			6-3		K			4	1	1	0	0	1	2	Chicago Cubs @ Montreal Expos Olympic Stadium, Montreal, QB Mon Jun 27 1977, 7:05 PM EDT Att: 14,197 - Unknown - 78 F livebaseballscores.com AB 31 R 3 H 7 RBI 3 BB 3 SO 4 LOB 9 				
Chris Speier, R OBP: 0.340, SLG: 0.343 (1, 6)	1B BB				G6-4-3 1B			5-3		2	1	1	0	2	0	0					
Ellis Valentine, R OBP: 0.361, SLG: 0.542 (1, 9)	1B S		K		G6-4-3 1B			5-3		4	1	1	1	0	1	3					
Tony Perez, R OBP: 0.327, SLG: 0.433 (1, 3)	1B		1-3		1-3		F8			4	0	1	2	0	0	0					
Gary Carter, R OBP: 0.345, SLG: 0.522 (1, 2)	G5-4-3		K			6-3				4	0	0	0	0	1	1					
Warren Cromartie, L OBP: 0.331, SLG: 0.416 (1, 7)	1B		P6			1-3				4	0	1	0	0	0	0					
Andre Dawson, R OBP: 0.315, SLG: 0.451 (1, 8)	4-3			5-3			F9			3	0	0	0	1	0	1					
Wayne Garrett, L OBP: 0.233, SLG: 0.241 (1, 5)			SH1-4 1B		1-3				BB	4	0	2	0	0	1	1					
Santo Alcala, R OBP: 0.063, SLG: 0.250 Will McEnaney, L (7, 1) Jose Morales, R OBP: 0.192, SLG: 0.167 (7, PH) Joe Kerrigan, R (8, 1)			SH1-4		1-3		L8			1	0	0	0	0	0	0					
Inning Stats	R: 3 E: 0 K: 0 S: 9	H: 4 LOB: 1 BB: 1 P: 13	R: 0 E: 0 K: 1 S: 7	H: 1 LOB: 2 BB: 1 P: 13	R: 0 E: 0 K: 1 S: 5	H: 0 LOB: 0 BB: 0 P: 5	R: 0 E: 0 K: 0 S: 3	H: 0 LOB: 0 BB: 0 P: 3	R: 0 E: 0 K: 0 S: 3	H: 0 LOB: 0 BB: 0 P: 3	R: 0 E: 0 K: 1 S: 6	H: 1 LOB: 1 BB: 0 P: 6	R: 0 E: 0 K: 0 S: 3	H: 0 LOB: 0 BB: 0 P: 3	R: 0 E: 0 K: 1 S: 5	H: 0 LOB: 1 BB: 1 P: 9		1B: 6 2B: 1 3B: 0 HR: 0	SF: 0 SAC: 1 DP: 2 HBP: 0	WP: 1 PB: 0 SB: 1 CS: 0	PA: 35
PITCHER	IP WLS BF H R ER SO BB IBB HBP BLK WP HR S P ERA WHIP																				
Bill Bonham, R ERA: 3.67 (1, 1)	6.0 W 24 6 3 3 2 2 0 0 0 0 0 0 30 40 4.50 1.333																				
Paul Reuschel, R ERA: 1.23 (7, 1)	1.0 4 1 0 0 1 0 0 0 0 0 0 0 6 6 0.00 1.000																				
Bruce Sutter, R ERA: 0.69 (8, 1)	2.0 S 7 0 0 0 1 1 0 0 0 0 0 0 8 12 0.00 0.500																				

Batter	1	2	3	4	5	6	7	8	9	10	AB	R	H	RBI	BB	SO	LOB								
Ivan De Jesus, R OBP: 0.326, SLG: 0.351 Greg Gross, L OBP: 0.206, SLG: 0.282 (10, PH) Manny Trillo, R OBP: 0.392, SLG: 0.492	G3		F3		L8			K		SF7	4	0	0	0	0	1	1								
Larry Blittner, L OBP: 0.332, SLG: 0.400	6-3		5-3			1-3		5-3		F8	5	0	0	0	0	0	2								
Bill Buckner, L OBP: 0.296, SLG: 0.365	F5		6-3			L8				P7	4	0	0	0	0	0	0								
Bobby Murcer, L OBP: 0.375, SLG: 0.469		1B BB			P6			K		F8	3	0	0	0	1	1	0								
Jerry Morales, R OBP: 0.351, SLG: 0.488		1B 1B						6-3		F8	4	2	2	1	0	0	0								
Steve Ontiveros, S OBP: 0.382, SLG: 0.394		K			K			5-3		1B SH SF8	4	1	1	0	0	2	2								
Steve Swisher, R OBP: 0.260, SLG: 0.368	FC1-2-5-1 1B				1-3			6-3		SH SF8 1B	3	1	0	0	0	0	2								
Mick Kelleher, R OBP: 0.333, SLG: 0.400		1B			6-3			SH3-4 BB		SH SF8 1B	3	0	2	1	1	0	0								
Rick Reuschel, R OBP: 0.211, SLG: 0.270 Gene Clines, R OBP: 0.413, SLG: 0.480 Bruce Sutter, R OBP: 0.101		P5			F7			SH3-4		SF8	2	0	0	0	0	0	2								
Inning Stats	R: 0 E: 0 K: 0 S: 3	H: 0 LOB: 0 BB: 0 P: 3	R: 1 E: 0 K: 1 S: 8	H: 2 LOB: 2 BB: 1 P: 14	R: 0 E: 0 K: 0 S: 3	H: 0 LOB: 0 BB: 0 P: 3	R: 1 E: 0 K: 1 S: 15	H: 1 LOB: 0 BB: 0 P: 21	R: 0 E: 0 K: 0 S: 6	H: 0 LOB: 0 BB: 0 P: 8	R: 0 E: 0 K: 0 S: 5	H: 0 LOB: 0 BB: 0 P: 5	R: 0 E: 0 K: 0 S: 7	H: 0 LOB: 0 BB: 0 P: 8	R: 0 E: 0 K: 1 S: 5	H: 0 LOB: 1 BB: 1 P: 9	R: 0 E: 0 K: 0 S: 3	H: 0 LOB: 0 BB: 0 P: 3	R: 2 E: 0 K: 0 S: 6	H: 2 LOB: 1 BB: 0 P: 6	1B: 4 2B: 0 3B: 0 HR: 1	SF: 2 SAC: 2 DP: 0 HBP: 0	WP: 0 PA: 38 PB: 0 SB: 0 CS: 0		
PITCHER	IP WLS BF H R ER SO ERA WHIP	IP WLS BF H R ER SO ERA WHIP	IP WLS BF H R ER SO ERA WHIP	IP WLS BF H R ER SO ERA WHIP	IP WLS BF H R ER SO ERA WHIP	IP WLS BF H R ER SO ERA WHIP	IP WLS BF H R ER SO ERA WHIP	IP WLS BF H R ER SO ERA WHIP	IP WLS BF H R ER SO ERA WHIP	IP WLS BF H R ER SO ERA WHIP	IP WLS BF H R ER SO ERA WHIP	IP WLS BF H R ER SO ERA WHIP	IP WLS BF H R ER SO ERA WHIP	IP WLS BF H R ER SO ERA WHIP	IP WLS BF H R ER SO ERA WHIP	IP WLS BF H R ER SO ERA WHIP	IP WLS BF H R ER SO ERA WHIP	IP WLS BF H R ER SO ERA WHIP	IP WLS BF H R ER SO ERA WHIP	IP WLS BF H R ER SO ERA WHIP	IP WLS BF H R ER SO ERA WHIP	IP WLS BF H R ER SO ERA WHIP	IP WLS BF H R ER SO ERA WHIP	IP WLS BF H R ER SO ERA WHIP	
Wayne Twitchell, R ERA: 4.25 Will McEnaney, L ERA: 3.62 Joe Kerrigan, R ERA: 2.63	8.0 L 1.0 3	29 2 6 0	3 2 2 0	2 2 2 0	4 0 0 0	2 0 0 0	0 0 0 0	0 0 0 0	0 0 0 0	0 0 0 0	0 0 0 0	0 0 0 0	0 0 0 0	0 0 0 0	0 0 0 0	0 0 0 0	0 0 0 0	0 0 0 0	0 0 0 0	0 0 0 0	0 0 0 0	0 0 0 0	0 0 0 0	0 0 0 0	0 0 0 0

Chicago Cubs @ Montreal Expos
Olympic Stadium, Montreal, QB
Tue Jun 28 1977, 7:05 PM EDT
Att. 18,955 - Unknown


AB 32
R 4
H 5
RBI 4
BB 2
SO 4
LOB 9



Batter	1	2	3	4	5	6	7	8	9	10	AB	R	H	RBI	BB	SO	LOB									
Dave Cash, R OBP: 0.342, SLG: 0.353	5-3		L1-6			L9		K			4	0	0	0	0	1	1									
Chris Speier, R OBP: 0.339, SLG: 0.338	1-3 BB				K			F8		6-3	3	0	0	0	1	1	0									
Ellis Valentine, R OBP: 0.356, SLG: 0.534	1-3				6-3			6-3		L9	4	0	0	0	0	0	1									
Tony Perez, R OBP: 0.323, SLG: 0.426	L9				4-3			F7		3-1	4	0	0	0	0	0	1									
Gary Carter, R OBP: 0.343, SLG: 0.517		K			2-3			6-3		2B 1B	4	0	1	0	0	1	0									
Warren Cromartie, L OBP: 0.337, SLG: 0.422		G1-6-3 1B			5-3 BB			6-3		1-3 2B	3	0	2	0	1	0	0									
Andre Dawson, R OBP: 0.314, SLG: 0.447		G1-6-3			5-3			HR 1B		K	4	1	1	0	0	1	4									
Wayne Garrett, L OBP: 0.250, SLG: 0.310					L1-6 SH1-4 1B			K		L7	4	1	2	2	0	1	3									
Wayne Twitchell, R OBP: 0.222, SLG: 0.235 Jose Morales, R OBP: 0.165, SLG: 0.160 Will McEnaney, L OBP: 0.160 Joe Kerrigan, R OBP: 0.101 Larry Parrish, R OBP: 0.312, SLG: 0.394					SH1-4			1-3		5-3	1	0	0	0	0	0	0									
Inning Stats	R: 0 E: 0 K: 0 S: 6	H: 0 LOB: 1 BB: 1 P: 10	R: 0 E: 0 K: 1 S: 5	H: 1 LOB: 0 BB: 0 P: 5	R: 0 E: 0 K: 0 S: 6	H: 1 LOB: 0 BB: 0 P: 9	R: 0 E: 0 K: 1 S: 5	H: 0 LOB: 0 BB: 0 P: 5	R: 0 E: 0 K: 1 S: 5	H: 0 LOB: 1 BB: 1 P: 9	R: 0 E: 0 K: 0 S: 3	H: 0 LOB: 0 BB: 0 P: 3	R: 0 E: 0 K: 0 S: 6	H: 0 LOB: 0 BB: 0 P: 8	R: 2 E: 0 K: 1 S: 10	H: 2 LOB: 0 BB: 0 P: 11	R: 0 E: 0 K: 0 S: 3	H: 0 LOB: 0 BB: 0 P: 3	R: 0 E: 0 K: 1 S: 7	H: 2 LOB: 2 BB: 0 P: 7	1B: 4 2B: 2 3B: 0 HR: 1	SF: 0 SAC: 1 DP: 2 HBP: 0	WP: 0 PA: 36 PB: 0 SB: 0 CS: 0			
PITCHER	IP WLS BF H R ER SO ERA WHIP	IP WLS BF H R ER SO ERA WHIP	IP WLS BF H R ER SO ERA WHIP	IP WLS BF H R ER SO ERA WHIP	IP WLS BF H R ER SO ERA WHIP	IP WLS BF H R ER SO ERA WHIP	IP WLS BF H R ER SO ERA WHIP	IP WLS BF H R ER SO ERA WHIP	IP WLS BF H R ER SO ERA WHIP	IP WLS BF H R ER SO ERA WHIP	IP WLS BF H R ER SO ERA WHIP	IP WLS BF H R ER SO ERA WHIP	IP WLS BF H R ER SO ERA WHIP	IP WLS BF H R ER SO ERA WHIP	IP WLS BF H R ER SO ERA WHIP	IP WLS BF H R ER SO ERA WHIP	IP WLS BF H R ER SO ERA WHIP	IP WLS BF H R ER SO ERA WHIP	IP WLS BF H R ER SO ERA WHIP	IP WLS BF H R ER SO ERA WHIP	IP WLS BF H R ER SO ERA WHIP	IP WLS BF H R ER SO ERA WHIP	IP WLS BF H R ER SO ERA WHIP	IP WLS BF H R ER SO ERA WHIP		
Rick Reuschel, R ERA: 2.37 Bruce Sutter, R ERA: 0.68	9.0 W 1.0 5	31 4 2 0	4 2 0	2 2 1	4 0 0	0 0 0	0 0 0	0 0 0	0 0 0	0 0 0	0 0 0	0 0 0	0 0 0	0 0 0	0 0 0	0 0 0	0 0 0	0 0 0	0 0 0	0 0 0	0 0 0	0 0 0	0 0 0	0 0 0	0 0 0	0 0 0

Chicago Cubs @ Montreal Expos
Olympic Stadium, Montreal, QB
Tue Jun 28 1977, 7:05 PM EDT
Att. 18,955 - Unknown

AB 33
R 2
H 6
RBI 2
BB 2
SO 5
LOB 12



Batter	1	2	3	4	5	6	7	8	9	AB	R	H	RBI	BB	SO	LOB	TOP			
Ivan De Jesus, R OBP: 0.321, SLG: 0.346	F8		6-3			6-3		6-3		4	0	0	0	0	0	3	Chicago Cubs @ Montreal Expos Olympic Stadium, Montreal, QB Wed Jun 29 1977, 7:05 PM EDT Att: 13,249 - Unknown - 73 F			
Larry Blittner, L OBP: 0.331, SLG: 0.397	3-1					F8		1-3		4	0	1	0	0	0	2				
Bill Buckner, L OBP: 0.295, SLG: 0.369				4-3			F8		L9	4	0	1	0	0	0	0				
Bobby Murcer, L OBP: 0.373, SLG: 0.465	K			4-3					F7	4	0	1	0	0	1	1				
Jerry Morales, R OBP: 0.379, SLG: 0.488		1-3		F9			L7			4	0	1	0	0	0	1				
Steve Ontiveros, S OBP: 0.375, SLG: 0.387		G3					L7			4	0	0	0	0	1	2				
Steve Swisher, R OBP: 0.250, SLG: 0.352					5-3					3	0	0	0	0	0	0				
Mick Kelleher, R OBP: 0.342, SLG: 0.405										2	0	1	0	0	0	0				
Donnie Moore, L OBP: 0.200, SLG: 0.200										0	0	0	0	0	0	0				
Greg Gross, L OBP: 0.314, SLG: 0.292										1	0	1	0	0	0	0				
Jim Todd, L OBP: 0.314, SLG: 0.292										0	0	0	0	0	0	0				
Ray Burris, R OBP: 0.205, SLG: 0.243										1	0	0	0	0	0	1				
Manny Trillo, R OBP: 0.392, SLG: 0.496										2	0	1	0	0	0	0				
Inning Stats	R: 0 E: 0 K: 1 S: 6	H: 1 LOB: 1 BB: 0 P: 6	R: 0 E: 0 K: 0 S: 3	H: 0 LOB: 0 BB: 0 P: 3	R: 0 E: 0 K: 0 S: 4	H: 2 LOB: 2 BB: 0 P: 4	R: 0 E: 0 K: 0 S: 3	H: 0 LOB: 0 BB: 0 P: 3	R: 0 E: 0 K: 0 S: 6	H: 0 LOB: 0 BB: 0 P: 8	R: 0 E: 0 K: 1 S: 6	H: 1 LOB: 1 BB: 0 P: 6	R: 0 E: 0 K: 0 S: 5	H: 2 LOB: 2 BB: 0 P: 5	R: 0 E: 0 K: 0 S: 4	H: 1 LOB: 1 BB: 0 P: 4	1B: 4 2B: 3 3B: 0 HR: 0	SF: 0 SAC: 0 DP: 0 HBP: 0	WP: 0 PB: 0 SB: 0 CS: 0	PA: 33
PITCHER Jackie Brown, R ERA: 3.53	IP: 9.0 WLS: W BF: 33 H: 7 R: 0 ER: 0 SO: 2 BB: 0 IBB: 0 HBP: 0 BLK: 0 WP: 0 HR: 0 S: 40 P: 42 ERA: 0.00 WHIP: 0.778																			

Chicago Cubs @ Montreal Expos
Olympic Stadium, Montreal, QB
Wed Jun 29 1977, 7:05 PM EDT
Att: 13,249 - Unknown - 73 F

AB 33
R 0
H 7
RBI 0
BB 0
SO 2
LOB 10



Batter	1	2	3	4	5	6	7	8	9	AB	R	H	RBI	BB	SO	LOB	BOTTOM			
Dave Cash, R OBP: 0.340, SLG: 0.351	6-3			SF8		F8		6-3		4	0	1	2	0	0	0	Chicago Cubs @ Montreal Expos Olympic Stadium, Montreal, QB Wed Jun 29 1977, 7:05 PM EDT Att: 13,249 - Unknown - 73 F			
Chris Speier, R OBP: 0.340, SLG: 0.333				L8				L4		3	0	0	0	2	1	3				
Ellis Valentine, R OBP: 0.357, SLG: 0.532				F9		F7		L6		5	0	2	0	0	0	1				
Tony Perez, R OBP: 0.318, SLG: 0.419				F3		FC6-4				4	1	0	0	0	0	4				
Del Unser, L OBP: 0.326, SLG: 0.450	P4				FC6-4		4-3			0	0	0	0	0	0	0				
Gary Carter, R OBP: 0.342, SLG: 0.512	L8			F9		F9				4	0	1	0	0	0	3				
Warren Cromartie, L OBP: 0.342, SLG: 0.431								L7		4	2	3	0	0	0	1				
Andre Dawson, R OBP: 0.327, SLG: 0.458										4	2	4	1	0	0	0				
Wayne Garrett, L OBP: 0.250, SLG: 0.306										4	0	1	1	0	0	6				
Jackie Brown, R OBP: 0.115, SLG: 0.080										4	0	0	0	0	2	9				
Inning Stats	R: 0 E: 0 K: 0 S: 11	H: 1 LOB: 2 BB: 1 P: 18	R: 1 E: 0 K: 1 S: 8	H: 3 LOB: 2 BB: 0 P: 8	R: 0 E: 0 K: 0 S: 3	H: 0 LOB: 0 BB: 0 P: 3	R: 2 E: 0 K: 1 S: 14	H: 2 LOB: 1 BB: 0 P: 17	R: 2 E: 0 K: 1 S: 9	H: 4 LOB: 2 BB: 0 P: 9	R: 0 E: 0 K: 0 S: 10	H: 0 LOB: 1 BB: 1 P: 15	R: 0 E: 0 K: 0 S: 8	H: 2 LOB: 2 BB: 0 P: 10	R: 0 E: 0 K: 0 S: 3	H: 0 LOB: 0 BB: 0 P: 3	1B: 11 2B: 1 3B: 0 HR: 0	SF: 1 SAC: 0 DP: 0 HBP: 0	WP: 0 PB: 0 SB: 1 CS: 0	PA: 39
PITCHER Ray Burris, R ERA: 4.4	IP: 4.2 WLS: L BF: 26 H: 10 R: 5 ER: 4 SO: 2 BB: 1 IBB: 0 HBP: 0 BLK: 0 WP: 0 HR: 0 S: 21 P: 28 ERA: 0.00 WHIP: 1.286																			
PITCHER Donnie Moore, R ERA: 3.05	IP: 2.1 WLS: L BF: 10 H: 2 R: 0 ER: 0 SO: 1 BB: 1 IBB: 0 HBP: 0 BLK: 0 WP: 0 HR: 0 S: 21 P: 28 ERA: 0.00 WHIP: 1.286																			
PITCHER Jim Todd, R ERA: 9.27	IP: 1.0 WLS: L BF: 3 H: 0 R: 0 ER: 0 SO: 0 BB: 0 IBB: 0 HBP: 0 BLK: 0 WP: 0 HR: 0 S: 3 P: 3 ERA: 0.00 WHIP: 0.000																			

Chicago Cubs @ Montreal Expos
Olympic Stadium, Montreal, QB
Wed Jun 29 1977, 7:05 PM EDT
Att: 13,249 - Unknown - 73 F

AB 36
R 5
H 12
RBI 4
BB 2
SO 3
LOB 27



Batter	1	2	3	4	5	6	7	8	9	AB	R	H	RBI	BB	SO	LOB	TOP					
Lenny Randle, S (1.5) OBP: 0.401, SLG: 0.413	0-0 BB 1B		0-0 2-3			0-0 FC5 1B	0-0 G3-2-3		0-0 1-2 1B	5	0	3	0	0	0	3						
Bud Harrelson, S (1.6) OBP: 0.273, SLG: 0.253	4-0 G1-4-3 BB			0-0 G6-4-3 1B		0-0 F8 FC5 1B	0-0 F7		0-0 F7	4	0	2	0	1	0	5						
Steve Henderson, R (1.7) OBP: 0.297, SLG: 0.400	0-0 G1-4-3			0-0 G6-4-3 1-2		0-0 FC5 1-2 2-3 3-H		0-0 F8		4	0	0	1	0	0	4						
John Milner, L (1.3) OBP: 0.364, SLG: 0.471		0-3 K		0-3 K		0-0 F8 2-3		0-0 F8		4	0	0	0	0	2	2						
John Stearns, R (1.2) OBP: 0.403, SLG: 0.542		0-0 2B			0-0 HR	0-0 F7		0-0 P4		4	1	2	1	0	0	2						
Ed Kranevool, L (1.9) OBP: 0.332, SLG: 0.494		0-0 5-3			0-0 4-3		0-0 SH S BB 1B		0-0 SH5-3 5-3 2B	3	0	1	0	0	0	1						
Lee Mazzilli, S (7, PR) OBP: 0.313, SLG: 0.288					0-0 6-3		4-0 BB SH BB		0-0 SH5-3 2B	1	2	1	0	0	0	0						
Joel Youngblood, R (1.8) OBP: 0.292, SLG: 0.238		0-3 K			0-0 6-3		0-0 BB SH BB		0-0 SH5-3 2B	2	0	0	0	1	1	1						
Doug Flynn, R (1.4) OBP: 0.208, SLG: 0.255			0-0 F5-3		0-0 F4-3		0-0 SH BB		0-0 5-3	2	0	0	0	0	0	0						
Mike Vail, R (9, PH) OBP: 0.365, SLG: 0.454					0-0 F4-3		0-0 SH BB		0-0 5-3	1	0	0	1	0	0	0						
Felix Millan, R (9, 4) OBP: 0.251, SLG: 0.257							0-0 SH BB		0-0 5-3	0	0	0	0	0	0	0						
Pat Zachry, R (11, 1) OBP: 0.136, SLG: 0.107							0-0 1B FC5 1B		0-1 CI 1B	1	0	0	0	0	0	0						
Bobby Valentine, R (6, PH) OBP: 0.247, SLG: 0.286							4-0 BB SH BB			1	1	1	0	0	0	0						
Bob Myrick, L (6, 1) OBP: 0.247, SLG: 0.286							1-2 2-3 3-H			0	0	0	0	0	0	0						
Bruce Bozclair, L (7, PH) OBP: 0.251, SLG: 0.257							1-2 2-3 3-H			0	0	0	0	0	0	0						
Bob Apodaca, R (7, 1) OBP: 0.192, SLG: 0.100							1-2 2-3 3-H			0	0	0	0	0	0	0						
Skip Lockwood, R (9, 1) OBP: 0.222, SLG: 0.222							1-2 2-3 3-H			0	0	0	0	0	0	0						
Inning Stats	R: 0 E: 0 K: 0 S: 2	H: 1 LOB: 0 BB: 1 P: 6	R: 0 E: 0 K: 2 S: 8	H: 1 LOB: 1 BB: 0 P: 8	R: 0 E: 0 K: 1 S: 3	H: 0 LOB: 0 BB: 0 P: 3	R: 0 E: 0 K: 1 S: 5	H: 1 LOB: 0 BB: 0 P: 5	R: 1 E: 0 K: 0 S: 4	H: 1 LOB: 0 BB: 0 P: 4	R: 1 E: 0 K: 0 S: 6	H: 3 LOB: 2 BB: 0 P: 6	R: 1 E: 0 K: 0 S: 4	H: 1 LOB: 3 BB: 2 P: 12	R: 0 E: 0 K: 0 S: 3	H: 0 LOB: 0 BB: 0 P: 3	R: 1 E: 1 K: 0 S: 6	H: 2 LOB: 2 BB: 0 P: 6	1B: 7 2B: 2 3B: 0 HR: 1	SF: 0 SAC: 2 DP: 3 HBP: 0	WP: 0 PB: 0 SB: 1 CS: 0	PA: 38
PITCHER Steve Rogers, R (1, 1) ERA: 2.59	IP: 9.0 WLS: L BF: 38	H: 10 R: 4 ER: 4 SO: 3	BB: 3 IBB: 0 HBP: 0 BLK: 0	WP: 0 HR: 1 S: 41 P: 53	ERA: 4.00 WHIP: 1.444																	

New York Mets @ Montreal Expos
Olympic Stadium, Montreal, QB
Thu Jun 30 1977, 7:05 PM EDT
Att: 11,289 - Unknown

AB 32
R 4
H 10
RBI 4
BB 3
SO 3
LOB 18



Batter	1	2	3	4	5	6	7	8	9	AB	R	H	RBI	BB	SO	LOB	BOTTOM				
Dave Cash, R (1, 4) OBP: 0.337, SLG: 0.352	0-0 2B 2B	0-0 1-3		0-0 F8 2-3			0-0 6-3		0-0 F7	5	1	1	0	0	0	3					
Chris Speier, R (1, 6) OBP: 0.348, SLG: 0.350	0-0 2H 1B 2B	4-0 1B BB		0-0 L6			0-0 FC6-4 1B		0-0 1-3 2B	4	1	3	1	1	0	1					
Ellis Valentine, R (1, 9) OBP: 0.357, SLG: 0.529	0-0 F9	0-0 1-2 2-H 1B			0-0 5-3 1B		0-0 P2		0-0 6-3	5	0	2	1	0	0	4					
Tony Perez, R (1, 3) OBP: 0.314, SLG: 0.412	0-0 F8	0-0 F4-3			0-0 5-3 1B		0-0 FC6-4			4	0	0	0	0	0	5					
Gary Carter, R (1, 2) OBP: 0.344, SLG: 0.512	0-0 1B 2H 1B		0-0 G6-3 1B		0-0 F7			0-3 K		4	0	2	1	0	1	1					
Tim Blackwell, S (9, 2)					0-0 L5					0	0	0	0	0	0	0					
Warren Cromartie, L (1, 7) OBP: 0.341, SLG: 0.428	0-0 FC6-4 1B		0-0 G6-3		0-0 L5				0-0 G3	4	0	1	0	0	0	2					
Andre Dawson, R (1, 8) OBP: 0.321, SLG: 0.449	0-0 FC6-4 1-2		0-0 L5			0-0 P6		0-3 K		4	0	0	0	0	1	2					
Wayne Garrett, L (1, 5) OBP: 0.264, SLG: 0.297		4-0 1B BB		4-0 F8 SH1-4 BB		0-0 3-1			0-0 1-3	2	1	0	0	2	0	0					
Steve Rogers, R (1, 1) OBP: 0.132, SLG: 0.080		0-0 F4		0-0 SH1-4		0-0 F4-3			0-0 2B 1B	2	0	0	0	0	0	1					
Del Unser, L (9, PH) OBP: 0.331, SLG: 0.454										1	0	1	0	0	0	0					
Inning Stats	R: 2 E: 0 K: 0 S: 7	H: 4 LOB: 2 BB: 0 P: 7	R: 1 E: 0 K: 0 S: 4	H: 1 LOB: 2 BB: 2 P: 12	R: 0 E: 0 K: 0 S: 3	H: 1 LOB: 0 BB: 0 P: 3	R: 0 E: 0 K: 0 S: 3	H: 0 LOB: 1 BB: 1 P: 7	R: 0 E: 0 K: 0 S: 4	H: 1 LOB: 1 BB: 0 P: 4	R: 0 E: 0 K: 0 S: 4	H: 1 LOB: 1 BB: 0 P: 4	R: 0 E: 0 K: 2 S: 7	H: 0 LOB: 0 BB: 0 P: 7	R: 0 E: 0 K: 0 S: 5	H: 2 LOB: 2 BB: 0 P: 5	1B: 7 2B: 3 3B: 0 HR: 0	SF: 0 SAC: 1 DP: 1 HBP: 0	WP: 0 PB: 0 SB: 0 CS: 0	PA: 39	
PITCHER Pat Zachry, R (1, 1) ERA: 4.55	IP: 5.0 WLS: 3 BF: 24	H: 7 R: 3 ER: 3 SO: 3	BB: 3 IBB: 0 HBP: 0 BLK: 0	WP: 0 HR: 0 S: 21 P: 33	ERA: 5.40 WHIP: 2.000																
Bob Myrick, L (6, 1) ERA: 2.87	1.0 WLS: 0 BF: 3	H: 0 R: 0 ER: 0 SO: 0	BB: 0 IBB: 0 HBP: 0 BLK: 0	WP: 0 HR: 0 S: 3 P: 3	0.00 0.000																
Bob Apodaca, R (7, 1) ERA: 2.82	2.2 WLS: W BF: 11	H: 3 R: 0 ER: 0 SO: 2	BB: 0 IBB: 0 HBP: 0 BLK: 0	WP: 0 HR: 0 S: 15 P: 15	0.00 1.125																
Skip Lockwood, R (9, 1) ERA: 4.2	0.1 WLS: S BF: 1	H: 0 R: 0 ER: 0 SO: 0	BB: 0 IBB: 0 HBP: 0 BLK: 0	WP: 0 HR: 0 S: 1 P: 1	0.00 0.000																

New York Mets @ Montreal Expos
Olympic Stadium, Montreal, QB
Thu Jun 30 1977, 7:05 PM EDT
Att: 11,289 - Unknown

AB 35
R 3
H 10
RBI 3
BB 3
SO 2
LOB 19



Batter	1	2	3	4	5	6	7	8	9	AB	R	H	RBI	BB	SO	LOB	TOP					
Lenny Randle, S (1.5) OBP: 0.401, SLG: 0.415	1-3		3-1			CS FC2-5 BB		E 2B	P2	4	1	1	1	1	0	0						
Bud Harrelson, S (1.6) OBP: 0.274, SLG: 0.250	4-0			6-3		FC2-5		L7		2	0	0	0	1	0	2						
Bruce Boicclair, L (8, PH) OBP: 0.329, SLG: 0.367	BB					1-2 2-3				1	0	0	0	0	0	1						
Steve Henderson, R (1.7) OBP: 0.293, SLG: 0.385	P4			6-3		0-3 K		E5 BB 1B		4	1	1	0	0	1	3						
John Milner, L (1.3) OBP: 0.367, SLG: 0.466	4-3			P2		0-3		BB 1B		2	1	0	0	2	0	1						
John Stearns, R (1.2) OBP: 0.404, SLG: 0.554		4-3				HR		1B BB		3	1	1	1	1	0	1						
Ed Kranepool, L (1.9) OBP: 0.327, SLG: 0.486		6-3				2-3				3	0	0	0	0	0	1						
Mike Vail, R (8, PH) OBP: 0.371, SLG: 0.459								1-2 2-3		1	0	1	2	0	0	0						
Lee Mazzilli, S (1.8) OBP: 0.312, SLG: 0.285				4-3				1B		3	0	0	0	1	2	3						
Bob Myrick, R (8, 1)	CS BB							K		0	0	0	0	0	0	0						
Felix Millan, R (1.4) OBP: 0.249, SLG: 0.255										2	0	0	0	0	0	0						
Rick Baldwin, L (5, 1)				6-3						0	0	0	0	0	0	0						
Ron Hodges, L (8, PH) OBP: 0.310, SLG: 0.321	CS					F4		L6		1	0	0	0	0	0	0						
Bobby Valentine, R (8, 6) OBP: 0.245, SLG: 0.282	1-2							P9		1	0	0	0	0	0	0						
Jon Matlack, L (1, 1) OBP: 0.167, SLG: 0.094										1	0	0	0	0	1	0						
Joel Youngblood, R (5, 4) OBP: 0.314, SLG: 0.311				K		FC2-5 2B		2B		3	1	2	0	0	0	0						
Inning Stats	R: 0 E: 0 K: 0 S: 3	H: 0 LOB: 1 BB: 1 P: 7	R: 0 E: 0 K: 0 S: 2	H: 0 LOB: 0 BB: 1 P: 6	R: 0 E: 0 K: 1 S: 5	H: 0 LOB: 0 BB: 0 P: 5	R: 0 E: 0 K: 0 S: 3	H: 0 LOB: 0 BB: 0 P: 3	R: 1 E: 0 K: 0 S: 4	H: 1 LOB: 0 BB: 0 P: 4	R: 0 E: 0 K: 1 S: 5	H: 1 LOB: 1 BB: 1 P: 9	R: 0 E: 0 K: 1 S: 5	H: 0 LOB: 1 BB: 1 P: 9	R: 4 E: 1 K: 1 S: 9	H: 4 LOB: 2 BB: 2 P: 17	R: 0 E: 0 K: 0 S: 3	H: 0 LOB: 0 BB: 0 P: 3	1B: 2 2B: 3 3B: 0 HR: 1	SF: 0 SAC: 0 DP: 0 HBP: 0	WP: 0 PB: 1 SB: 0 CS: 2	PA: 38
PITCHER	IP WLS BF H R ER SO BB IBB HBP BLK WP HR S P ERA WHIP																					
Stan Bahnsen, R (1, 1) ERA: 6.71	7.2 W 31 5 5 5 3 5 0 0 0 0 0 1 32 52 5.87 1.304																					
Tom Walker, R (8, 1) ERA: 5.93	0.0 1 0 0 0 0 1 0 0 0 0 0 0 0 4 4 ∞ ∞																					
Willi McEnaney, L (8, 1) ERA: 3.6	0.1 2 1 0 0 1 0 0 0 0 0 0 0 4 4 0.00 3.000																					
Joe Kerrigan, R (9, 1) ERA: 2.57	1.0 S 3 0 0 0 0 0 0 0 0 0 0 0 0 3 3 0.00 0.000																					

New York Mets @ Montreal Expos
Olympic Stadium, Montreal, QB
Fri Jul 01 1977, 7:05 PM EDT
Unknown

AB	31
R	5
H	6
RBI	4
BB	6
SO	4
LOB	12



Batter	1	2	3	4	5	6	7	8	9	AB	R	H	RBI	BB	SO	LOB	BOTTOM			
Dave Cash, R (1, 4) OBP: 0.339, SLG: 0.354	F7			5-3		G5-4-3 1B				4	0	2	2	0	0	0				
Chris Speier, R (1, 6) OBP: 0.344, SLG: 0.344	P6					F5 G5-4-3				4	0	0	0	0	0	2				
Ellis Valentine, R (1, 9) OBP: 0.363, SLG: 0.547						F8		F8		4	2	3	1	0	0	0				
Tony Perez, R (1, 3) OBP: 0.316, SLG: 0.425	5-3					FC5-4 1B		L9		4	1	2	2	0	0	1				
Gary Carter, R (1, 2) OBP: 0.347, SLG: 0.516						FC5-4 1B		K		4	1	2	0	0	1	1				
Warren Cromartie, L (1, 7) OBP: 0.360, SLG: 0.424						K		F7		3	0	0	0	1	2	2				
Andre Dawson, R (1, 8) OBP: 0.324, SLG: 0.455						1-6-3		FC4-6		4	1	2	0	0	0	3				
Larry Parrish, R (1, 5) OBP: 0.315, SLG: 0.391						L5		F2		2	1	0	0	2	0	1				
Stan Bahnsen, R (1, 1) OBP: 0.200, SLG: 0.222								G6-4-3 1B		3	0	0	1	0	2	5				
Tom Walker, R (8, 1) ERA: 3.15	6-3					K		G6-4-3		0	0	0	0	0	0	0				
Willi McEnaney, L (8, 1) OBP: 0.179, SLG: 0.154						K				0	0	0	0	0	0	0				
Jose Morales, R (8, PH) OBP: 0.179, SLG: 0.154										1	0	0	0	0	0	1				
Joe Kerrigan, R (9, 1) ERA: 2.78										0	0	0	0	0	0	0				
Inning Stats	R: 0 E: 0 K: 0 S: 4	H: 1 LOB: 1 BB: 0 P: 4	R: 3 E: 0 K: 1 S: 8	H: 3 LOB: 1 BB: 1 P: 12	R: 1 E: 0 K: 1 S: 7	H: 2 LOB: 1 BB: 0 P: 7	R: 0 E: 0 K: 1 S: 5	H: 0 LOB: 0 BB: 0 P: 5	R: 2 E: 0 K: 1 S: 8	H: 3 LOB: 3 BB: 2 P: 16	R: 0 E: 0 K: 0 S: 3	H: 1 LOB: 0 BB: 0 P: 3	R: 0 E: 0 K: 0 S: 3	H: 1 LOB: 0 BB: 0 P: 3	R: 0 E: 0 K: 0 S: 3	H: 1 LOB: 0 BB: 0 P: 3	1B: 6 2B: 3 3B: 0 HR: 2	SF: 0 SAC: 0 DP: 2 HBP: 0	WP: 0 PB: 1 SB: 0 CS: 0	PA: 36
PITCHER	IP WLS BF H R ER SO BB IBB HBP BLK WP HR S P ERA WHIP																			
Jon Matlack, L (1, 1) ERA: 4.36	4.1 L 23 9 6 6 3 0 0 1 0 0 0 0 0 2 28 32 12.46 2.077																			
Rick Baldwin, R (5, 1) ERA: 3.15	2.2 10 1 0 0 2 1 1 0 0 0 0 0 12 20 0.00 0.750																			
Bob Myrick, L (8, 1) ERA: 2.78	1.0 3 1 0 0 0 0 0 0 0 0 0 0 0 3 3 0.00 1.000																			

New York Mets @ Montreal Expos
Olympic Stadium, Montreal, QB
Fri Jul 01 1977, 7:05 PM EDT
Unknown

AB	33
R	6
H	11
RBI	6
BB	3
SO	5
LOB	16



Batter	1	2	3	4	5	6	7	8	9	AB	R	H	RBI	BB	SO	LOB	TOP											
Lenny Randle, S OBP: 0.398, SLG: 0.411	5-3		6-3		G4-6-3			FC6-5 1B		4	0	1	0	0	0	1												
Bobby Valentine, R OBP: 0.245, SLG: 0.281	6-3		P8			K		FC6-5 1B		4	0	1	0	0	0	1												
Steve Henderson, R OBP: 0.311, SLG: 0.366	HR		K			P8 1B		FC6-5		2	2	0	0	2	1	2												
John Milner, L OBP: 0.364, SLG: 0.477	HR			1-3		P8		P8		4	1	1	2	0	0	3												
John Stearns, R OBP: 0.402, SLG: 0.548	K			K				F7		4	0	1	1	0	2	2												
Bruce Boisclair, L OBP: 0.327, SLG: 0.359		L4		FC6-4		K		5-3		3	0	0	0	1	1	1												
Joel Youngblood, R OBP: 0.315, SLG: 0.298				FC6-4				4-3		2	0	0	0	1	1	1												
Felix Millan, R OBP: 0.248, SLG: 0.254				FC6-4				4-3		1	0	0	0	0	0	0												
Doug Flynn, R OBP: 0.200, SLG: 0.245						K		4-3		2	0	0	0	0	2	1												
Ron Hodges, L OBP: 0.300, SLG: 0.310										1	0	0	0	0	0	0												
Bob Myrick, R										0	0	0	0	0	0	0												
Bob Apodaca, R OBP: 0.368, SLG: 0.455										0	0	0	0	0	0	0												
Mike Vail, R OBP: 0.368, SLG: 0.455										1	0	0	0	0	1	0												
Jackson Todd, R OBP: 0.222, SLG: 0.125										1	0	0	0	1	1	1												
Lee Mazzilli, S OBP: 0.311, SLG: 0.283					G4-6-3			4-3		1	0	0	0	0	0	0												
Inning Stats	R: 2 E: 0 K: 1 S: 6	H: 1 LOB: 0 BB: 1 P: 10	R: 0 E: 0 K: 2 S: 7	H: 0 LOB: 1 BB: 1 P: 11	R: 0 E: 0 K: 1 S: 5	H: 0 LOB: 0 BB: 0 P: 5	R: 0 E: 0 K: 1 S: 5	H: 0 LOB: 1 BB: 1 P: 9	R: 0 E: 0 K: 1 S: 4	H: 0 LOB: 0 BB: 1 P: 8	R: 1 E: 0 K: 2 S: 8	H: 1 LOB: 1 BB: 1 P: 12	R: 0 E: 0 K: 1 S: 5	H: 0 LOB: 0 BB: 0 P: 5	R: 0 E: 0 K: 0 S: 5	H: 2 LOB: 2 BB: 0 P: 5	R: 0 E: 0 K: 1 S: 5	H: 0 LOB: 0 BB: 0 P: 5	1B: 3 2B: 0 3B: 0 HR: 1	SF: 0 SAC: 0 DP: 1 HBP: 0	WP: 0 PB: 0 SB: 1 CS: 0	PA: 35						
PITCHER	IP	WLS	BF	H	R	ER	SO	BB	IBB	HBP	BLK	WP	HR	S	P	ERA	WHIP											
Don Stanhouse, R ERA: 4.58	(1, 1)	7.0	W	29	4	3	3	9	5	0	0	0	0	1	42	62	3.86	1.286										
Joe Kerrigan, R ERA: 2.55	(8, 1)	0.1		1	0	0	0	0	0	0	0	0	0	0	1	1	0.00	0.000										
Will McEnaney, L ERA: 3.58	(8, 1)	0.1		1	0	0	0	0	0	0	0	0	0	0	1	1	0.00	0.000										
Bill Atkinson, R ERA: 3.31	(8, 1)	1.1	S	4	0	0	0	1	0	0	0	0	0	0	6	6	0.00	0.000										

New York Mets @ Montreal Expos
Olympic Stadium, Montreal, QB
Fri Jul 01 1977, 7:05 PM EDT
Att: 33,422 - Unknown

AB 30
R 3
H 4
RBI 3
BB 5
SO 10
LOB 12



Batter	1	2	3	4	5	6	7	8	9	AB	R	H	RBI	BB	SO	LOB	BOTTOM										
Dave Cash, R OBP: 0.341, SLG: 0.354	HR	5-3			6-3			BB 1B		3	1	1	0	1	0	0											
Chris Speier, R OBP: 0.346, SLG: 0.357	HR		K		F8			G6-4-3		3	1	1	2	1	1	0											
Wayne Garrett, L OBP: 0.263, SLG: 0.294	G3		G3					K 1B		4	0	1	0	0	1	2											
Ellis Valentine, R OBP: 0.361, SLG: 0.541	1B		K		1-3			G6-4-3		3	1	0	0	1	1	3											
Warren Cromartie, L OBP: 0.345, SLG: 0.426	FC8-4				5-3			SH3		3	1	2	0	1	0	0											
Del Unser, L OBP: 0.331, SLG: 0.451	FC8-4							SH3		3	0	1	1	0	0	2											
Andre Dawson, R OBP: 0.327, SLG: 0.471	FC5-4				K			HR		4	1	2	2	0	1	2											
Tim Blackwell, S										2	0	0	0	1	0	0											
Gary Carter, R OBP: 0.346, SLG: 0.514		G3						P7		1	0	0	0	0	0	2											
Don Stanhouse, R OBP: 0.250, SLG: 0.226										3	0	0	0	0	1	2											
Joe Kerrigan, R										0	0	0	0	0	0	0											
Will McEnaney, L										0	0	0	0	0	0	0											
Bill Atkinson, L OBP: 0.333, SLG: 0.333					P3					1	0	0	0	0	0	2											
Inning Stats	R: 3 E: 0 K: 0 S: 5	H: 2 LOB: 1 BB: 2 P: 13	R: 0 E: 0 K: 1 S: 5	H: 0 LOB: 0 BB: 0 P: 5	R: 0 E: 0 K: 2 S: 7	H: 0 LOB: 0 BB: 0 P: 7	R: 0 E: 0 K: 1 S: 6	H: 1 LOB: 2 BB: 1 P: 10	R: 0 E: 0 K: 0 S: 4	H: 1 LOB: 1 BB: 0 P: 4	R: 2 E: 0 K: 0 S: 5	H: 2 LOB: 0 BB: 0 P: 5	R: 0 E: 0 K: 1 S: 5	H: 1 LOB: 1 BB: 1 P: 9	R: 0 E: 0 K: 0 S: 4	H: 1 LOB: 2 BB: 1 P: 8	1B: 6 2B: 0 3B: 0 HR: 2	SF: 0 SAC: 1 DP: 1 HBP: 0	WP: 0 PB: 0 SB: 2 CS: 0	PA: 36							
PITCHER	IP	WLS	BF	H	R	ER	SO	BB	IBB	HBP	BLK	WP	HR	S	P	ERA	WHIP										
Jackson Todd, R ERA: 4.89	(1, 1)	6.0	L	27	6	5	5	4	2	1	0	0	0	4	44	7.50	1.333										
Bob Myrick, L ERA: 2.79	(7, 1)	0.1		3	1	0	0	1	1	0	0	0	0	4	8	0.00	6.000										
Bob Apodaca, R ERA: 2.7	(7, 1)	1.2		6	1	0	0	0	1	0	0	0	0	5	9	0.00	1.200										

New York Mets @ Montreal Expos
Olympic Stadium, Montreal, QB
Fri Jul 01 1977, 7:05 PM EDT
Att: 33,422 - Unknown


AB 30
R 5
H 8
RBI 5
BB 5
SO 5
LOB 15



Batter	1	2	3	4	5	6	7	8	9	AB	R	H	RBI	BB	SO	LOB	TOP					
Lenny Randle, S (1.5) OBP: 0.398, SLG: 0.416										5	0	2	0	0	0	3						
Bud Harrelson, S (1.6) OBP: 0.274, SLG: 0.246										3	1	0	0	1	0	1						
Mike Vail, R (1.9) OBP: 0.364, SLG: 0.447										4	1	1	0	0	1	2						
John Milner, L (1.3) OBP: 0.362, SLG: 0.472										4	0	1	2	0	0	2						
John Stearns, R (1.2) OBP: 0.399, SLG: 0.547										4	1	1	0	0	0	3						
Ed KranePOOL, L (1.7) OBP: 0.322, SLG: 0.478										3	0	0	0	0	0	1						
Steve Henderson, R (9, PH) OBP: 0.304, SLG: 0.357										1	0	0	0	0	0	1						
Bruce Boisclair, L (1.8) OBP: 0.327, SLG: 0.359										3	0	1	0	0	2	0						
Bobby Valentine, R (9, PH) OBP: 0.242, SLG: 0.278										1	0	0	0	0	0	1						
Felix Millan, R (1.4) OBP: 0.248, SLG: 0.254										4	0	1	1	0	0	1						
Joel Youngblood, R (9, PR) OBP: 0.315, SLG: 0.298										0	0	0	0	0	0	0						
Nino Espinosa, R (1.1) OBP: 0.160, SLG: 0.130										2	0	0	0	0	1	1						
Rick Baldwin, L (6.1)										0	0	0	0	0	0	0						
Ron Hodges, L (7, PH) OBP: 0.290, SLG: 0.300										1	0	0	0	0	0	1						
Bob Myrick, R (7.1)										0	0	0	0	0	0	0						
Lee Mazzilli, S (9, PH) OBP: 0.313, SLG: 0.286										1	0	1	0	0	0	0						
Inning Stats	R: 0 E: 0 K: 1 S: 6	H: 1 LOB: 2 BB: 1 P: 10	R: 0 E: 1 K: 1 S: 6	H: 0 LOB: 1 BB: 0 P: 6	R: 2 E: 0 K: 0 S: 6	H: 3 LOB: 1 BB: 0 P: 6	R: 0 E: 0 K: 2 S: 7	H: 0 LOB: 0 BB: 0 P: 7	R: 0 E: 0 K: 0 S: 3	H: 0 LOB: 0 BB: 0 P: 3	R: 0 E: 0 K: 0 S: 3	H: 0 LOB: 0 BB: 0 P: 3	R: 0 E: 0 K: 0 S: 4	H: 1 LOB: 1 BB: 0 P: 4	R: 0 E: 0 K: 0 S: 3	H: 0 LOB: 0 BB: 0 P: 3	R: 1 E: 0 K: 0 S: 6	H: 3 LOB: 2 BB: 0 P: 6	1B: 6 2B: 2 3B: 0 HR: 0	SF: 0 SAC: 0 DP: 0 HBP: 0	WP: 0 PB: 0 SB: 0 CS: 0	PA: 37
PITCHER	IP WLS BF H R ER SO BB IBB HBP BLK WP HR S P ERA WHIP																	PITCHER	IP WLS BF H R ER SO BB IBB HBP BLK WP HR S P ERA WHIP			
Santo Alcala, R (1.1) ERA: 6.54	6.0 W 25 5 2 2 4 1 0 0 0 0 0 0 32 36 3.00 1.000																					
Joe Kerrigan, R (7.1) ERA: 2.5	1.0 3 0 0 0 0 0 0 0 0 0 0 0 3 3 0.00 0.000																					
Bill Atkinson, R (8.1) ERA: 3.48	1.0 4 1 1 0 0 0 0 0 0 0 0 0 4 4 9.00 1.000																					
Will McEnaney, L (9.1) ERA: 3.51	1.0 S 5 2 0 0 0 0 0 0 0 0 0 0 5 5 0.00 2.000																					

New York Mets @ Montreal Expos
Olympic Stadium, Montreal, QB
Sat Jul 02 1977, 7:05 PM EDT
Att: 16,296 - Unknown


AB 36
R 3
H 8
RBI 3
BB 1
SO 4
LOB 17

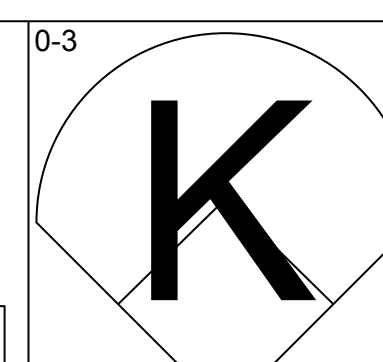
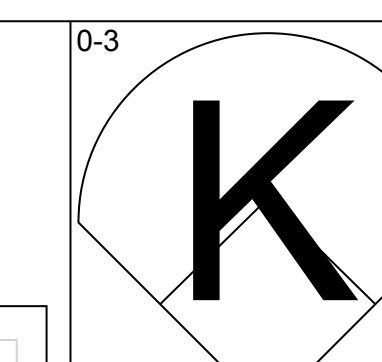
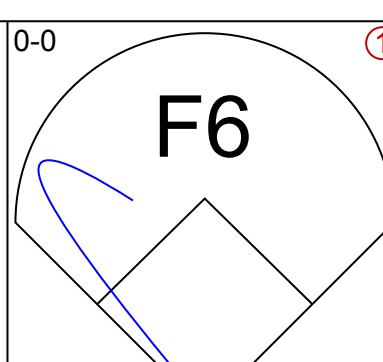
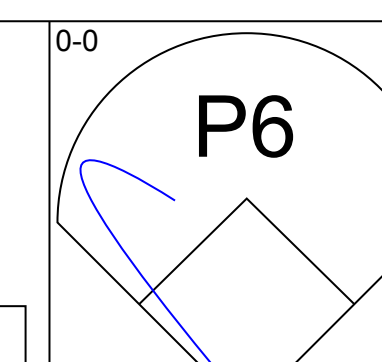
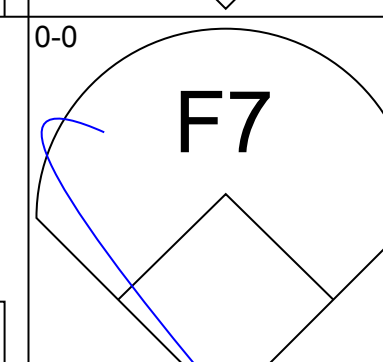
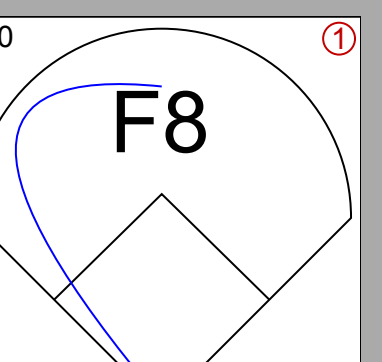
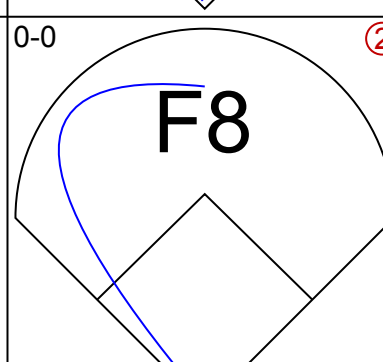
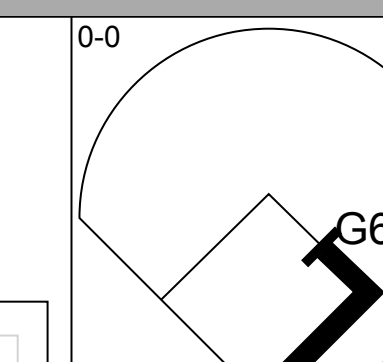
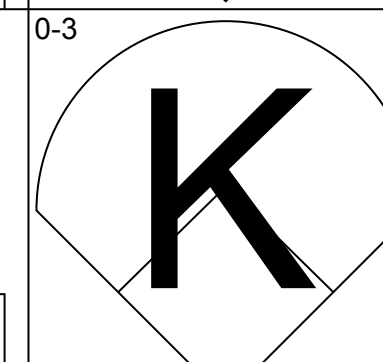
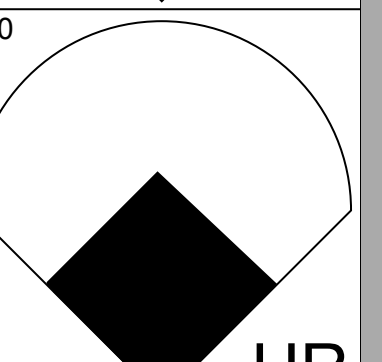
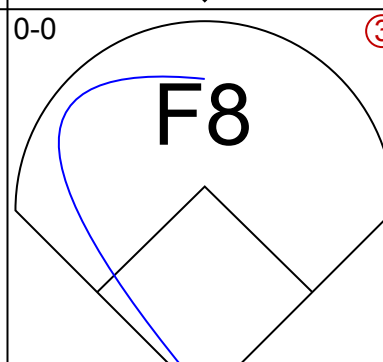

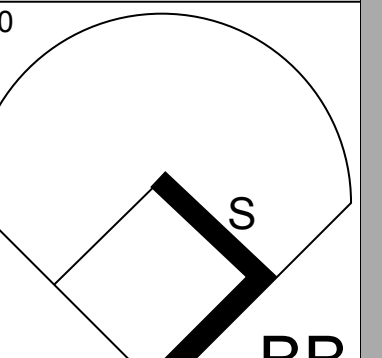

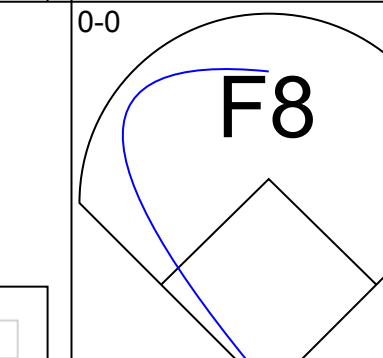
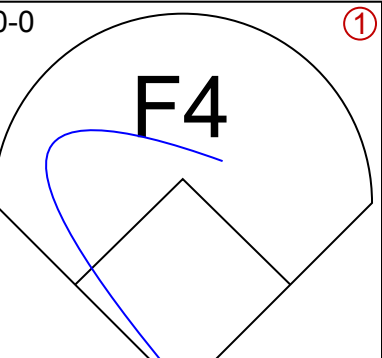
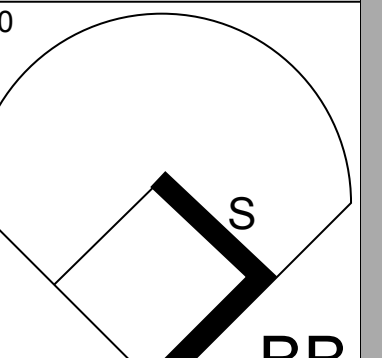
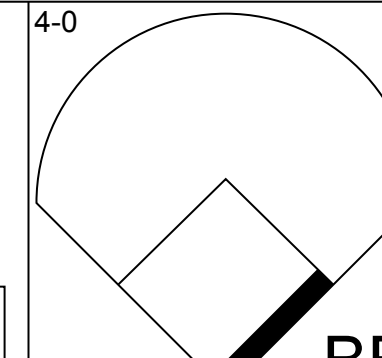
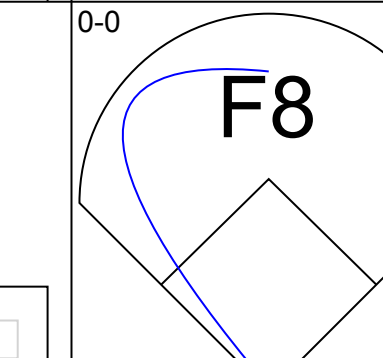
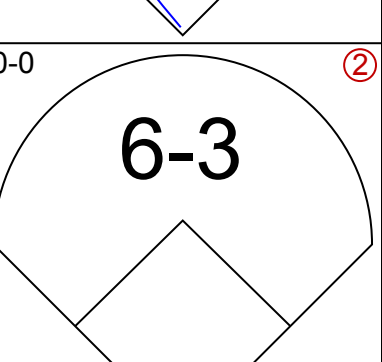
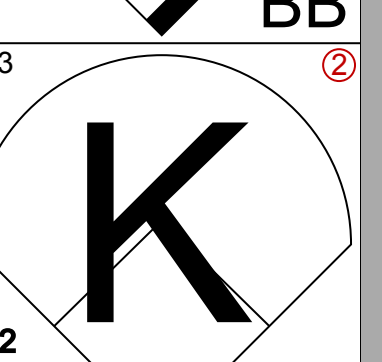
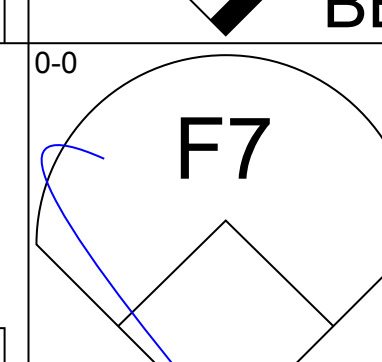
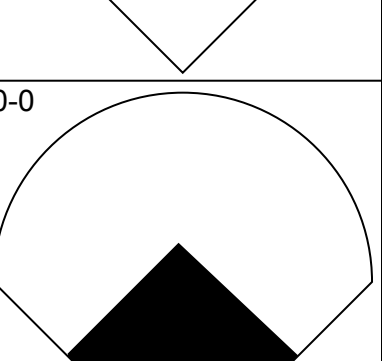
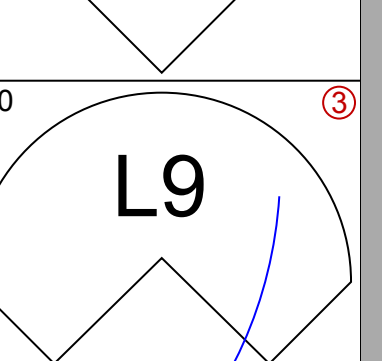
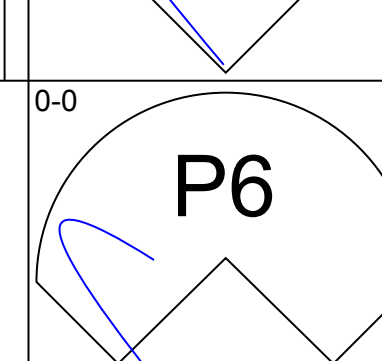
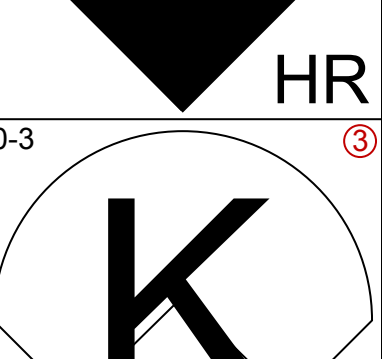
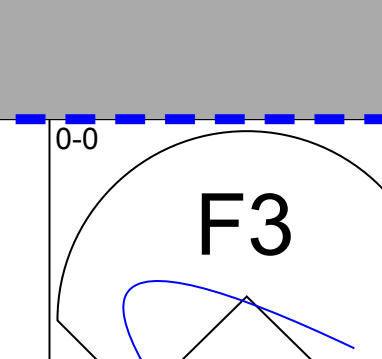
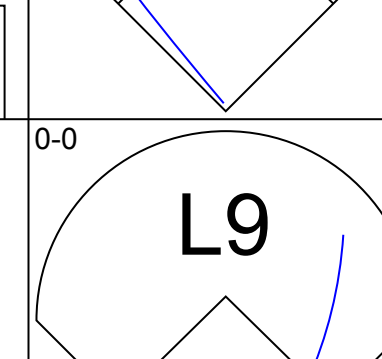
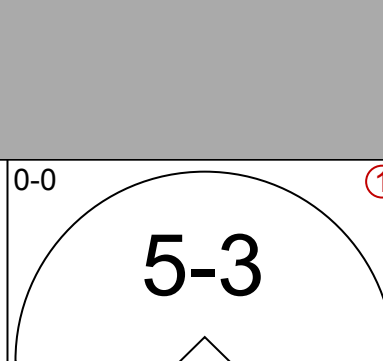
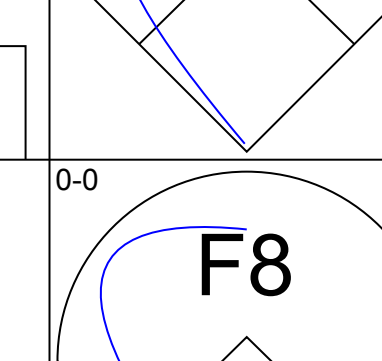
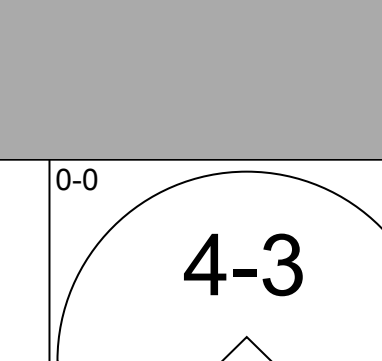
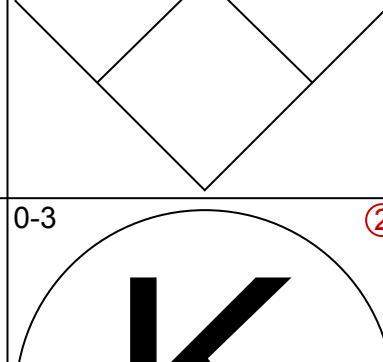
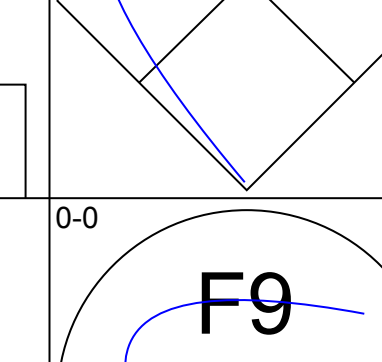
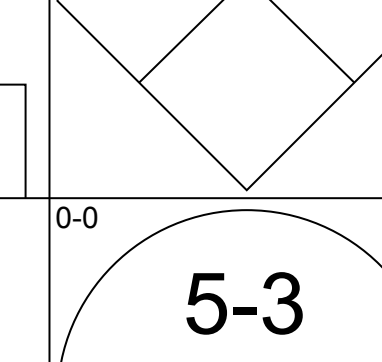


Batter	1	2	3	4	5	6	7	8	9	AB	R	H	RBI	BB	SO	LOB	BOTTOM					
Dave Cash, R (1.4) OBP: 0.342, SLG: 0.355										5	0	2	0	0	0	1						
Chris Speier, R (1.6) OBP: 0.354, SLG: 0.361										3	1	2	0	2	1	0						
Ellis Valentine, R (1.9) OBP: 0.355, SLG: 0.531										5	0	0	0	0	1	7						
Tony Perez, R (1.3) OBP: 0.319, SLG: 0.432										3	1	1	0	1	1	4						
Gary Carter, R (1.2) OBP: 0.344, SLG: 0.509										4	1	1	2	0	0	0						
Warren Cromartie, L (1.7) OBP: 0.347, SLG: 0.437										4	1	2	2	0	0	2						
Andre Dawson, R (1.8) OBP: 0.321, SLG: 0.462										4	0	0	0	0	0	3						
Sam Mejias, R (8.8) OBP: 0.350, SLG: 0.611										0	0	0	0	0	0	0						
Wayne Garrett, L (1.5) OBP: 0.288, SLG: 0.324										3	0	2	0	1	0	0						
Santo Alcala, R (1.1) OBP: 0.053, SLG: 0.211										3	0	0	0	0	2	2						
Joe Kerrigan, R (7.1)										0	0	0	0	0	0	0						
Jose Morales, R (7, PH) OBP: 0.172, SLG: 0.148										1	0	0	0	0	0	2						
Bill Atkinson, L (8.1) OBP: 0.333, SLG: 0.333										0	0	0	0	0	0	0						
Will McEnaney, L (9.1)										0	0	0	0	0	0	0						
Inning Stats	R: 0 E: 0 K: 0 S: 4	H: 1 LOB: 1 BB: 0 P: 4	R: 0 E: 0 K: 0 S: 3	H: 0 LOB: 0 BB: 0 P: 3	R: 0 E: 0 K: 2 S: 8	H: 1 LOB: 2 BB: 1 P: 12	R: 3 E: 0 K: 1 S: 9	H: 3 LOB: 1 BB: 0 P: 9	R: 1 E: 0 K: 0 S: 5	H: 2 LOB: 2 BB: 1 P: 9	R: 0 E: 0 K: 1 S: 6	H: 1 LOB: 3 BB: 2 P: 14	R: 0 E: 0 K: 0 S: 5	H: 2 LOB: 2 BB: 0 P: 5	R: 0 E: 0 K: 1 S: 5	H: 0 LOB: 0 BB: 0 P: 5	R: 0 E: 0 K: 1 S: 5	H: 0 LOB: 0 BB: 0 P: 5	1B: 7 2B: 1 3B: 1 HR: 1	SF: 0 SAC: 0 DP: 0 HBP: 0	WP: 0 PB: 0 SB: 1 CS: 0	PA: 39
PITCHER	IP WLS BF H R ER SO BB IBB HBP BLK WP HR S P ERA WHIP																	PITCHER	IP WLS BF H R ER SO BB IBB HBP BLK WP HR S P ERA WHIP			
Nino Espinosa, R (1.1) ERA: 3.93	5.1 L 28 8 4 4 3 3 0 0 0 0 0 0 1 31 43 6.75 2.062																					
Rick Baldwin, R (6.1) ERA: 3.05	0.2 3 0 0 0 1 1 0 0 0 0 0 0 4 8 0.00 1.500																					
Bob Myrick, L (7.1) ERA: 2.6	2.0 8 2 0 0 1 0 0 0 0 0 0 0 10 10 0.00 1.000																					

New York Mets @ Montreal Expos
Olympic Stadium, Montreal, QB
Sat Jul 02 1977, 7:05 PM EDT
Att: 16,296 - Unknown


AB 35
R 4
H 10
RBI 4
BB 4
SO 5
LOB 21

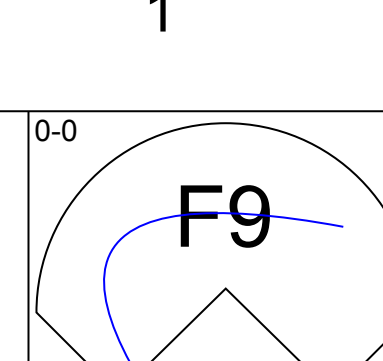
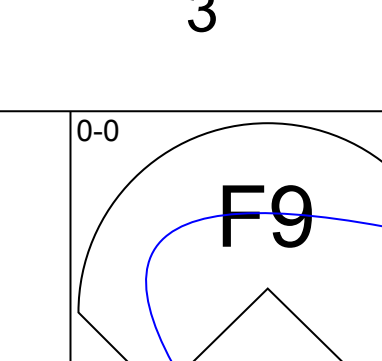
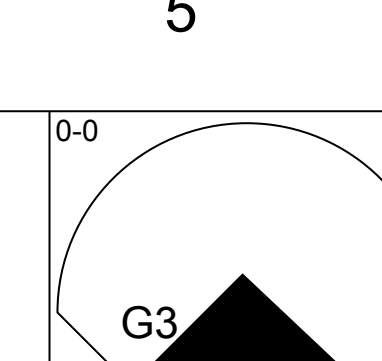
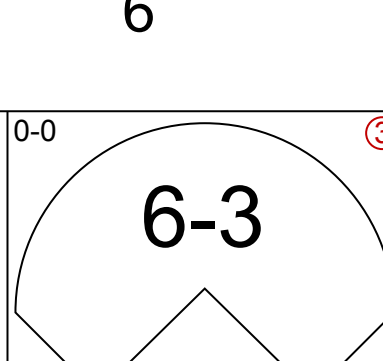
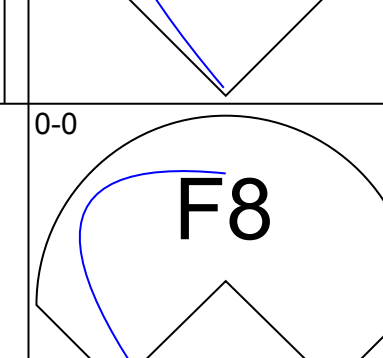
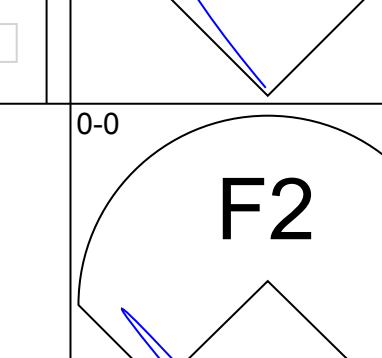
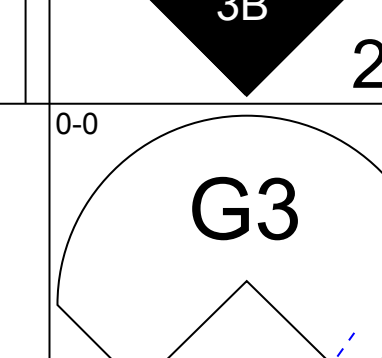
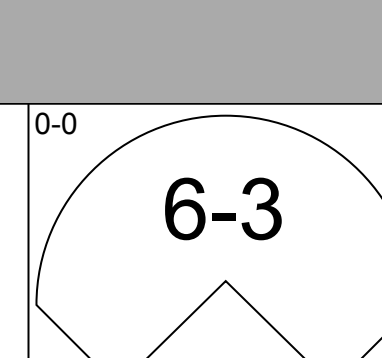
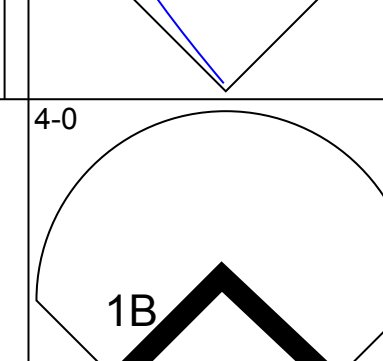
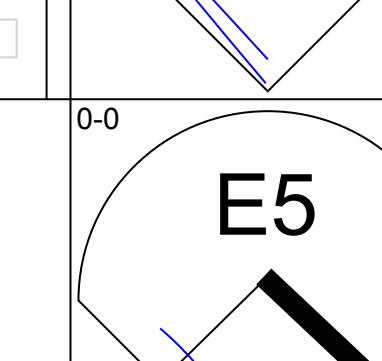
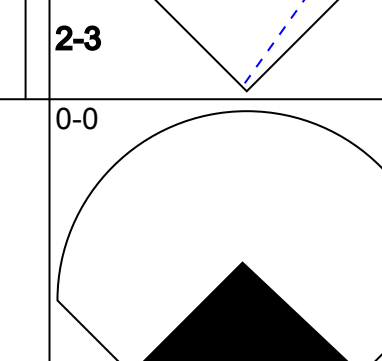
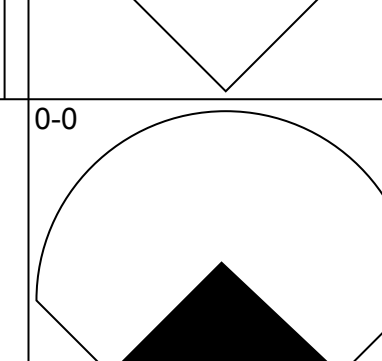
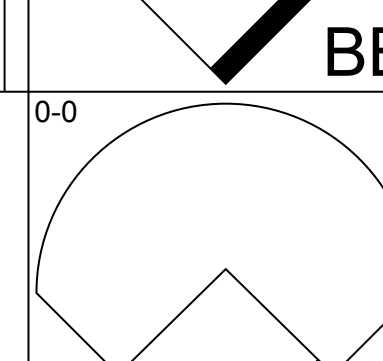
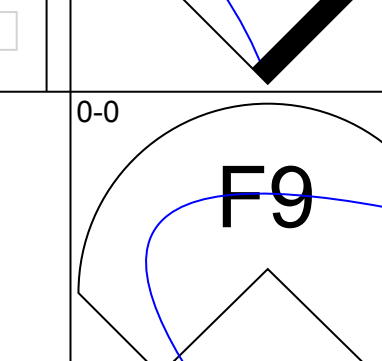
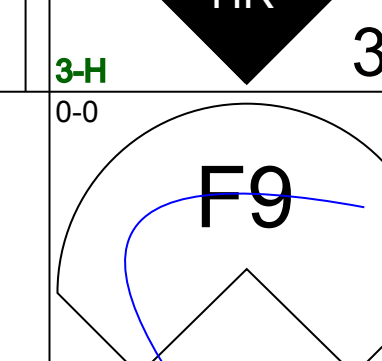
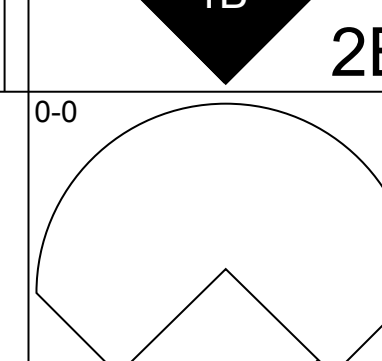
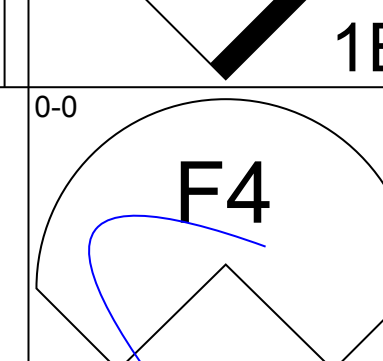
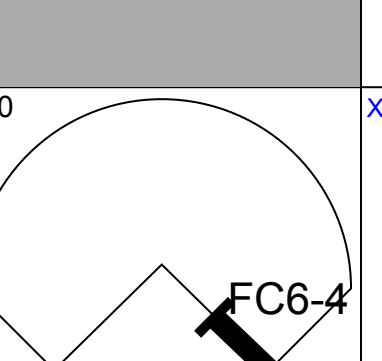
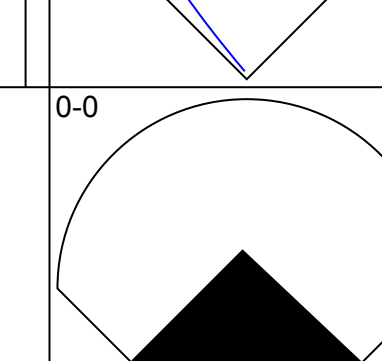
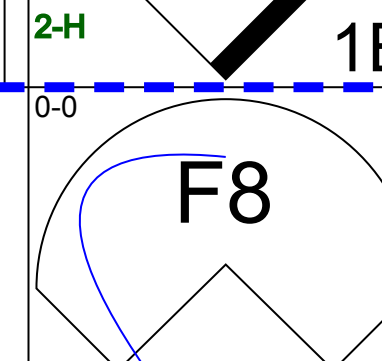
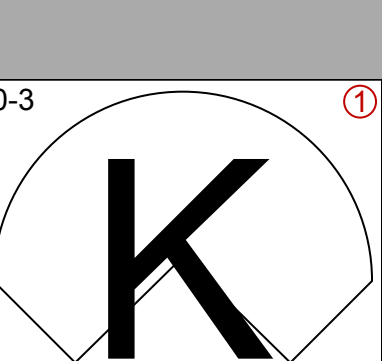
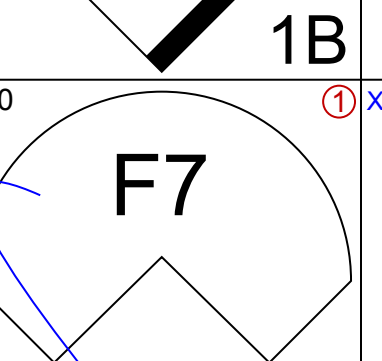
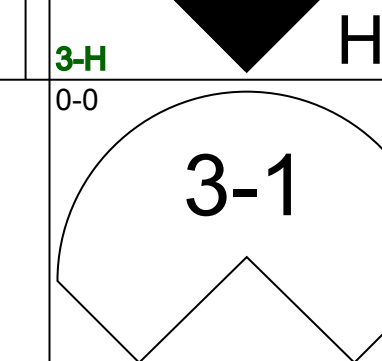
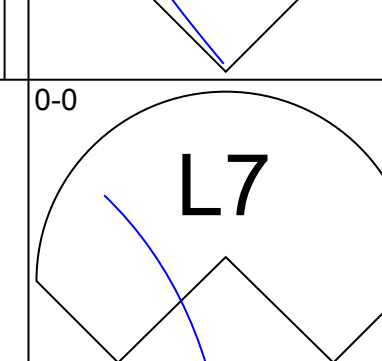
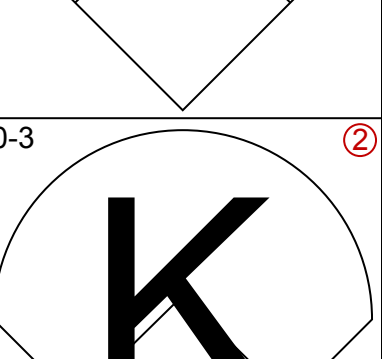
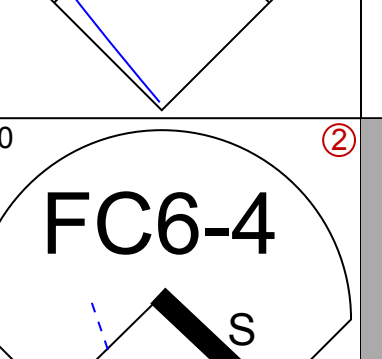
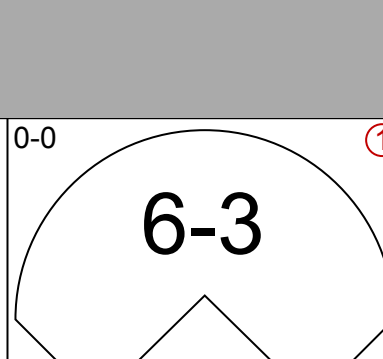
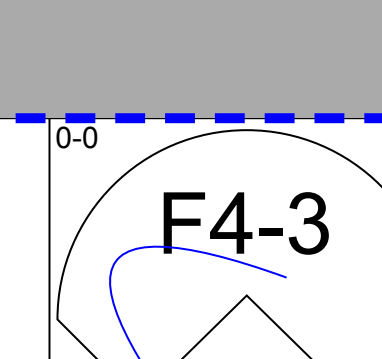
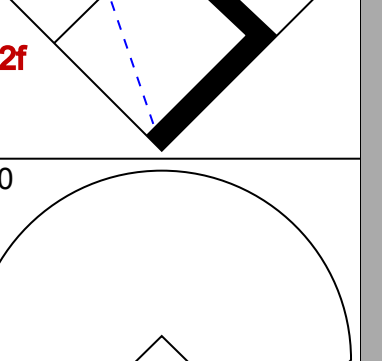

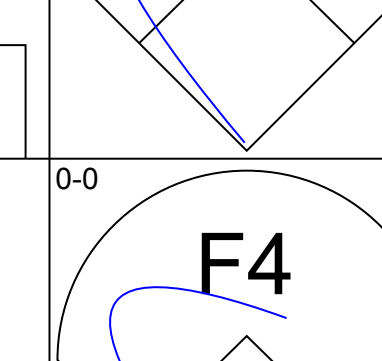
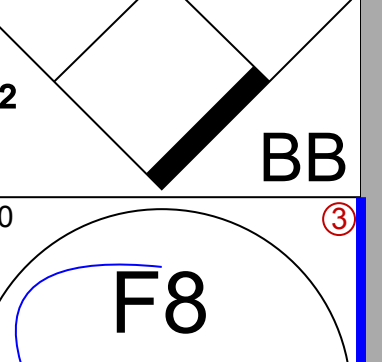
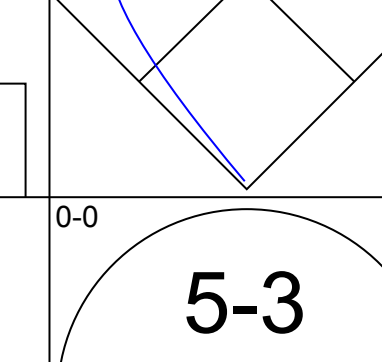


Batter	1	2	3	4	5	6	7	8	9	AB	R	H	RBI	BB	SO	LOB	TOP												
Lenny Randle, S (1,5) OBP: 0.391, SLG: 0.408										4	0	0	0	0	2	0													
Bud Harrelson, S (1,6) OBP: 0.270, SLG: 0.242										3	0	0	0	0	0	0													
Bruce Boicclair, L (9, PH) OBP: 0.331, SLG: 0.363										1	0	1	0	0	0	0													
Mike Vail, R (1,9) OBP: 0.360, SLG: 0.466										4	1	1	1	0	1	1													
John Milner, L (1,3) OBP: 0.365, SLG: 0.467										2	0	0	0	2	0	0													
John Stearns, R (1,2) OBP: 0.394, SLG: 0.540										3	0	0	0	0	1	2													
Ed Kranepool, L (1,7) OBP: 0.322, SLG: 0.492										3	1	1	1	0	0	2													
Lee Mazzilli, S (1,8) OBP: 0.310, SLG: 0.283										3	0	0	0	0	1	1													
Felix Millan, R (1,4) OBP: 0.245, SLG: 0.251										2	0	0	0	0	0	0													
Ron Hodges, L (8, PH) OBP: 0.291, SLG: 0.290										1	0	0	0	0	0	0													
Doug Flynn, R (8,4) OBP: 0.200, SLG: 0.245										0	0	0	0	0	0	0													
Craig Swan, R (1,1) OBP: 0.120, SLG: 0.120										2	0	0	0	0	1	0													
Bob Apodaca, R (7,1) OBP: 1.000, SLG: 1.000										0	0	0	0	0	0	0													
Joel Youngblood, R (8, PH) OBP: 0.309, SLG: 0.292										1	0	0	0	0	0	0													
Rick Baldwin, L (8,1) OBP: 0.200, SLG: 0.245										0	0	0	0	0	0	0													
Inning Stats	R: 0 E: 0 K: 2 S: 7	H: 0 LOB: 0 BB: 0 P: 7	R: 1 E: 0 K: 1 S: 6	H: 1 LOB: 0 BB: 0 P: 6	R: 0 E: 0 K: 2 S: 7	H: 0 LOB: 0 BB: 0 P: 7	R: 1 E: 0 K: 1 S: 6	H: 1 LOB: 1 BB: 1 P: 10	R: 0 E: 0 K: 0 S: 3	H: 0 LOB: 0 BB: 0 P: 3	R: 0 E: 0 K: 0 S: 3	H: 0 LOB: 1 BB: 1 P: 7	R: 0 E: 0 K: 0 S: 3	H: 0 LOB: 0 BB: 0 P: 3	R: 0 E: 0 K: 0 S: 3	H: 1 LOB: 0 BB: 0 P: 3	1B: 1 2B: 0 3B: 0 HR: 2	SF: 0 SAC: 0 DP: 1 HBP: 0	WP: 0 PB: 0 SB: 1 CS: 0	PA: 31									
PITCHER	IP WLS BF H R ER SO BB IBB HBP BLK WP HR S P ERA WHIP																												
Wayne Twitchell, R (1,1) ERA: 4.26	4.0		15	2	2	2	6	1	0	0	0	0	0	0	2	26	30	4.50	0.750										
Tom Walker, R (5,1) ERA: 4.34	5.0	W	16	1	0	0	0	1	0	0	0	0	0	0	0	15	19	0.00	0.400										

New York Mets @ Montreal Expos
Olympic Stadium, Montreal, QB
Sun Jul 03 1977, 3:33 AM EDT
Att: 23,499 - Unknown


AB	29
R	2
H	3
RBI	2
BB	2
SO	6
LOB	6



Batter	1	2	3	4	5	6	7	8	9	AB	R	H	RBI	BB	SO	LOB	BOTTOM												
Dave Cash, R (1,4) OBP: 0.341, SLG: 0.356										4	1	1	0	0	0	1													
Chris Speier, R (1,6) OBP: 0.349, SLG: 0.354										4	0	0	0	0	0	1													
Ellis Valentine, R (1,9) OBP: 0.360, SLG: 0.543										3	2	2	1	1	0	0													
Tony Perez, R (1,3) OBP: 0.321, SLG: 0.433										4	0	2	1	0	0	2													
Gary Carter, R (1,2) OBP: 0.346, SLG: 0.522										4	1	2	2	0	0	3													
Warren Cromartie, L (1,7) OBP: 0.343, SLG: 0.431										4	0	0	0	0	1	2													
Andre Dawson, R (1,8) OBP: 0.316, SLG: 0.453										4	0	0	0	0	1	1													
Wayne Garrett, L (1,5) OBP: 0.310, SLG: 0.342										2	0	1	0	2	0	0													
Wayne Twitchell, R (1,1) OBP: 0.211, SLG: 0.222										1	0	0	0	0	1	1													
Jose Morales, R (4, PH) OBP: 0.167, SLG: 0.143										1	0	0	0	0	0	2													
Tom Walker, R (5,1) ERA: 2.91										1	0	0	0	0	0	0													
Inning Stats	R: 0 E: 0 K: 0 S: 4	H: 1 LOB: 2 BB: 1 P: 8	R: 0 E: 0 K: 3 S: 10	H: 1 LOB: 0 BB: 0 P: 10	R: 0 E: 1 K: 0 S: 4	H: 0 LOB: 1 BB: 0 P: 4	R: 0 E: 0 K: 0 S: 4	H: 1 LOB: 2 BB: 1 P: 8	R: 3 E: 0 K: 0 S: 6	H: 3 LOB: 0 BB: 0 P: 6	R: 0 E: 0 K: 0 S: 3	H: 0 LOB: 1 BB: 1 P: 7	R: 1 E: 0 K: 0 S: 5	H: 2 LOB: 1 BB: 0 P: 5	R: 0 E: 0 K: 0 S: 3	H: 0 LOB: 0 BB: 0 P: 3	1B: 3 2B: 3 3B: 1 HR: 1	SF: 0 SAC: 1 DP: 0 HBP: 0	WP: 0 PB: 0 SB: 1 CS: 0	PA: 36									
PITCHER	IP WLS BF H R ER SO BB IBB HBP BLK WP HR S P ERA WHIP																												
Craig Swan, R (1,1) ERA: 3.86	6.1	L	31	8	4	4	3	3	0	0	0	0	0	0	0	0	0	5.68	1.737										
Bob Apodaca, R (7,1) ERA: 2.66	0.2		2	0	0	0	0	0	0	0	0	2	2	0	0	0	0	0.00	0.000										
Rick Baldwin, R (8,1) ERA: 2.91	1.0		3	0	0	0	0	0	0	0	0	3	3	0	0	0	0	0.00	0.000										

New York Mets @ Montreal Expos
Olympic Stadium, Montreal, QB
Sun Jul 03 1977, 3:33 AM EDT
Att: 23,499 - Unknown

AB	32
R	4
H	8
RBI	4
BB	3
SO	3
LOB	13



Batter	1	2	3	4	5	6	7	8	9	AB	R	H	RBI	BB	SO	LOB	TOP							
Dave Cash, R OBP: 0.345, SLG: 0.356 Pepe Frias, R OBP: 0.080, SLG: 0.080										3	1	1	0	2	0	2								
Chris Spier, R OBP: 0.349, SLG: 0.354 Pete Mackanin, R OBP: 0.300, SLG: 0.421										6	1	2	1	0	2	3								
Ellis Valentine, R OBP: 0.363, SLG: 0.561										5	2	2	5	1	0	1								
Tony Perez, R OBP: 0.322, SLG: 0.430 Del Unser, L OBP: 0.329, SLG: 0.448										4	0	1	0	1	1	2								
Gary Carter, R OBP: 0.346, SLG: 0.517										6	3	2	0	0	0	3								
Warren Cromarlie, L OBP: 0.353, SLG: 0.451 Sam Mejias, R OBP: 0.381, SLG: 0.632										5	3	5	2	0	0	0								
Andre Dawson, R OBP: 0.321, SLG: 0.472										6	2	3	5	0	0	3								
Wayne Garrett, L OBP: 0.330, SLG: 0.347 Larry Parrish, R OBP: 0.317, SLG: 0.405										2	1	1	1	2	0	0								
Jackie Brown, R OBP: 0.129, SLG: 0.100										5	1	1	0	0	4	6								
Inning Stats	R: 4 E: 0 K: 0 S: 11	H: 4 LOB: 0 BB: 1 P: 15	R: 2 E: 0 K: 0 S: 6	H: 3 LOB: 1 BB: 0 P: 6	R: 1 E: 1 K: 1 S: 6	H: 1 LOB: 1 BB: 1 P: 10	R: 0 E: 0 K: 1 S: 5	H: 0 LOB: 0 BB: 0 P: 5	R: 2 E: 1 K: 2 S: 14	H: 3 LOB: 2 BB: 1 P: 20	R: 0 E: 0 K: 0 S: 3	H: 0 LOB: 1 BB: 1 P: 7	R: 1 E: 1 K: 2 S: 12	H: 2 LOB: 2 BB: 0 P: 12	R: 4 E: 0 K: 1 S: 8	H: 3 LOB: 1 BB: 1 P: 12	R: 5 E: 0 K: 2 S: 11	H: 4 LOB: 1 BB: 1 P: 15	1B: 12 2B: 4 3B: 0 HR: 4	SF: 0 SAC: 1 DP: 0 HBP: 0	WP: 0 PB: 0 SB: 0 CS: 1	PA: 54		
PITCHER	IP WLS BF H R ER SO BB IBB HBP BLK WP HR S P ERA WHIP	IP WLS BF H R ER SO BB IBB HBP BLK WP HR S P ERA WHIP	IP WLS BF H R ER SO BB IBB HBP BLK WP HR S P ERA WHIP	IP WLS BF H R ER SO BB IBB HBP BLK WP HR S P ERA WHIP	IP WLS BF H R ER SO BB IBB HBP BLK WP HR S P ERA WHIP	IP WLS BF H R ER SO BB IBB HBP BLK WP HR S P ERA WHIP	IP WLS BF H R ER SO BB IBB HBP BLK WP HR S P ERA WHIP	IP WLS BF H R ER SO BB IBB HBP BLK WP HR S P ERA WHIP	IP WLS BF H R ER SO BB IBB HBP BLK WP HR S P ERA WHIP	IP WLS BF H R ER SO BB IBB HBP BLK WP HR S P ERA WHIP	IP WLS BF H R ER SO BB IBB HBP BLK WP HR S P ERA WHIP	IP WLS BF H R ER SO BB IBB HBP BLK WP HR S P ERA WHIP	IP WLS BF H R ER SO BB IBB HBP BLK WP HR S P ERA WHIP	IP WLS BF H R ER SO BB IBB HBP BLK WP HR S P ERA WHIP	IP WLS BF H R ER SO BB IBB HBP BLK WP HR S P ERA WHIP	IP WLS BF H R ER SO BB IBB HBP BLK WP HR S P ERA WHIP	IP WLS BF H R ER SO BB IBB HBP BLK WP HR S P ERA WHIP	IP WLS BF H R ER SO BB IBB HBP BLK WP HR S P ERA WHIP	IP WLS BF H R ER SO BB IBB HBP BLK WP HR S P ERA WHIP	IP WLS BF H R ER SO BB IBB HBP BLK WP HR S P ERA WHIP	IP WLS BF H R ER SO BB IBB HBP BLK WP HR S P ERA WHIP	IP WLS BF H R ER SO BB IBB HBP BLK WP HR S P ERA WHIP	IP WLS BF H R ER SO BB IBB HBP BLK WP HR S P ERA WHIP	IP WLS BF H R ER SO BB IBB HBP BLK WP HR S P ERA WHIP

Mon Jul 04 1977, 3:33 AM CDT
Sunny - 90 F

Montreal Expos @ Chicago Cubs
Wrigley Field, Chicago, IL

AB	46
R	19
H	20
RBI	17
BB	6
SO	9
LOB	22



Batter	1	2	3	4	5	6	7	8	9	AB	R	H	RBI	BB	SO	LOB	BOTTOM							
Ivan De Jesus, R OBP: 0.319, SLG: 0.341										3	2	2	0	1	0	2								
Greg Gross, L OBP: 0.340, SLG: 0.329										4	1	3	1	0	0	0								
Bill Buckner, L OBP: 0.291, SLG: 0.376										4	0	1	0	0	1	5								
Bobby Murcer, L OBP: 0.372, SLG: 0.465										3	0	0	2	0	0	2								
Jerry Morales, R OBP: 0.369, SLG: 0.474										4	0	0	0	0	0	2								
Manny Trillo, R OBP: 0.372, SLG: 0.469 Jim Todd, L OBP: 0.333, SLG: 0.382 Larry Blittner, L OBP: 0.316, SLG: 0.382										2	0	0	0	0	0	0								
Steve Ontiveros, S OBP: 0.387, SLG: 0.405										4	0	3	0	0	1	0								
Steve Swisher, R OBP: 0.234, SLG: 0.307										4	0	0	0	0	1	3								
Ray Burris, R OBP: 0.205, SLG: 0.243 Donnie Moore, L OBP: 0.333, SLG: 0.200 Mick Kelleher, R OBP: 0.317, SLG: 0.375										0	0	0	0	0	0	0								
Inning Stats	R: 2 E: 1 K: 0 S: 5	H: 2 LOB: 0 BB: 0 P: 5	R: 0 E: 0 K: 1 S: 9	H: 1 LOB: 2 BB: 1 P: 13	R: 0 E: 0 K: 0 S: 4	H: 1 LOB: 1 BB: 0 P: 4	R: 0 E: 0 K: 1 S: 5	H: 0 LOB: 0 BB: 0 P: 5	R: 0 E: 0 K: 0 S: 10	H: 1 LOB: 1 BB: 1 P: 18	R: 0 E: 0 K: 0 S: 3	H: 0 LOB: 0 BB: 0 P: 3	R: 0 E: 0 K: 0 S: 6	H: 1 LOB: 0 BB: 0 P: 9	R: 1 E: 0 K: 1 S: 7	H: 2 LOB: 1 BB: 0 P: 7	R: 0 E: 0 K: 2 S: 8	H: 1 LOB: 1 BB: 0 P: 8	1B: 7 2B: 2 3B: 0 HR: 0	SF: 1 SAC: 0 DP: 2 HBP: 0	WP: 0 PB: 0 SB: 1 CS: 0	PA: 36		
PITCHER	IP WLS BF H R ER SO BB IBB HBP BLK WP HR S P ERA WHIP	IP WLS BF H R ER SO BB IBB HBP BLK WP HR S P ERA WHIP	IP WLS BF H R ER SO BB IBB HBP BLK WP HR S P ERA WHIP	IP WLS BF H R ER SO BB IBB HBP BLK WP HR S P ERA WHIP	IP WLS BF H R ER SO BB IBB HBP BLK WP HR S P ERA WHIP	IP WLS BF H R ER SO BB IBB HBP BLK WP HR S P ERA WHIP	IP WLS BF H R ER SO BB IBB HBP BLK WP HR S P ERA WHIP	IP WLS BF H R ER SO BB IBB HBP BLK WP HR S P ERA WHIP	IP WLS BF H R ER SO BB IBB HBP BLK WP HR S P ERA WHIP	IP WLS BF H R ER SO BB IBB HBP BLK WP HR S P ERA WHIP	IP WLS BF H R ER SO BB IBB HBP BLK WP HR S P ERA WHIP	IP WLS BF H R ER SO BB IBB HBP BLK WP HR S P ERA WHIP	IP WLS BF H R ER SO BB IBB HBP BLK WP HR S P ERA WHIP	IP WLS BF H R ER SO BB IBB HBP BLK WP HR S P ERA WHIP	IP WLS BF H R ER SO BB IBB HBP BLK WP HR S P ERA WHIP	IP WLS BF H R ER SO BB IBB HBP BLK WP HR S P ERA WHIP	IP WLS BF H R ER SO BB IBB HBP BLK WP HR S P ERA WHIP	IP WLS BF H R ER SO BB IBB HBP BLK WP HR S P ERA WHIP	IP WLS BF H R ER SO BB IBB HBP BLK WP HR S P ERA WHIP	IP WLS BF H R ER SO BB IBB HBP BLK WP HR S P ERA WHIP	IP WLS BF H R ER SO BB IBB HBP BLK WP HR S P ERA WHIP	IP WLS BF H R ER SO BB IBB HBP BLK WP HR S P ERA WHIP	IP WLS BF H R ER SO BB IBB HBP BLK WP HR S P ERA WHIP	IP WLS BF H R ER SO BB IBB HBP BLK WP HR S P ERA WHIP

Mon Jul 04 1977, 3:33 AM CDT
Sunny - 90 F

Montreal Expos @ Chicago Cubs
Wrigley Field, Chicago, IL

AB	33
R	3
H	9
RBI	3
BB	2
SO	5
LOB	16



Batter	1	2	3	4	5	6	7	8	9	AB	R	H	RBI	BB	SO	LOB	TOP			
Dave Cash, R OBP: 0.350, SLG: 0.358 Pete Mackanin, R OBP: 0.273, SLG: 0.381										4	2	2	0	2	0	0				
Chris Speier, R OBP: 0.352, SLG: 0.352										4	1	1	0	2	0	3				
Ellis Valentine, R OBP: 0.364, SLG: 0.561 Sam Mejias, R OBP: 0.367, SLG: 0.750										2	0	1	0	0	0	1				
Tony Perez, R OBP: 0.332, SLG: 0.442 Pepe Frias, R OBP: 0.136, SLG: 0.172										4	3	3	3	2	0	0				
Gary Carter, R OBP: 0.343, SLG: 0.506 Tim Blackwell, S										6	0	1	0	0	1	6				
Warren Cromartie, L OBP: 0.338, SLG: 0.442 Del Unser, L OBP: 0.331, SLG: 0.464										5	0	1	1	0	0	3				
Andre Dawson, R OBP: 0.336, SLG: 0.507										4	2	3	4	1	1	2				
Wayne Garrett, L OBP: 0.355, SLG: 0.359										3	1	2	0	2	0	2				
Stan Bahnsen, R OBP: 0.154, SLG: 0.167 Tom Walker, R										3	0	0	0	0	2	3				
Will McEnaney, L										1	0	0	0	0	1					
Inning Stats	R: 2 E: 1 K: 1 S: 9	H: 3 LOB: 2 BB: 0 P: 9	R: 2 E: 0 K: 1 S: 14	H: 3 LOB: 3 BB: 1 P: 21	R: 1 E: 0 K: 0 S: 4	H: 1 LOB: 3 BB: 3 P: 16	R: 0 E: 0 K: 0 S: 6	H: 0 LOB: 2 BB: 2 P: 14	R: 0 E: 0 K: 1 S: 10	H: 2 LOB: 1 BB: 1 P: 6	R: 0 E: 0 K: 0 S: 3	H: 0 LOB: 0 BB: 0 P: 3	R: 2 E: 0 K: 0 S: 5	H: 2 LOB: 1 BB: 1 P: 9	R: 1 E: 0 K: 0 S: 4	H: 1 LOB: 1 BB: 1 P: 8	1B: 11 2B: 0 3B: 1 HR: 2	SF: 0 SAC: 1 DP: 0 HBP: 0	WP: 0 PA: 50 PB: 0 SB: 3 CS: 0	
PITCHER	IP WLS BF H R ER SO BB IBB HBP BLK WP HR S P ERA WHIP	2.2 L 19 7 0 5 3 2 3 0 0 0 0 1 26 41 10.12 3.750	3.1 1.1 19 6 3 3 2 1 1 0 0 0 1 24 35 6.75 1.750	1.0 5 1 1 1 0 1 0 0 0 0 0 4 8 9.00 2.000																

Montreal Expos @ Chicago Cubs
Wrigley Field, Chicago, IL
Tue Jul 05 1977, 3:33 AM CDT
Att: 9,780 - Sunny - 92 F

AB	40
R	9
H	14
RBI	8
BB	9
SO	4
LOB	26



Batter	1	2	3	4	5	6	7	8	9	AB	R	H	RBI	BB	SO	LOB	BOTTOM				
Ivan De Jesus, R OBP: 0.324, SLG: 0.342										5	0	1	1	0	0	1					
Greg Gross, L OBP: 0.349, SLG: 0.356 Gene Clines, R OBP: 0.405, SLG: 0.459										3	2	2	0	1	0	2					
Bill Buckner, L OBP: 0.299, SLG: 0.376 George Mitterwald, R OBP: 0.321, SLG: 0.396										4	0	2	0	0	0	0					
Bobby Murcer, L OBP: 0.375, SLG: 0.477										5	1	2	0	0	1	4					
Jerry Morales, R OBP: 0.375, SLG: 0.485										5	2	3	1	0	0	3					
Manny Trillo, R OBP: 0.388, SLG: 0.460										5	2	2	1	0	1	4					
Steve Ontiveros, S OBP: 0.389, SLG: 0.417										5	1	3	3	0	0	0					
Steve Swisher, R OBP: 0.222, SLG: 0.293										4	0	0	1	0	0	3					
Mike Krukow, R OBP: 0.207, SLG: 0.241 Willie Hernandez, L ERA: 4.74 Joe Wallis, S OBP: 0.300, SLG: 0.388 Paul Reuschel, R ERA: 4.74 Dave Rosello, R OBP: 0.289, SLG: 0.325 Jim Todd, L										1	0	0	0	0	1	2					
Inning Stats	R: 0 E: 0 K: 1 S: 7	H: 2 LOB: 2 BB: 0 P: 7	R: 1 E: 0 K: 1 S: 11	H: 3 LOB: 0 BB: 0 P: 13	R: 0 E: 0 K: 1 S: 6	H: 1 LOB: 1 BB: 0 P: 6	R: 0 E: 0 K: 1 S: 6	H: 0 LOB: 0 BB: 0 P: 8	R: 1 E: 1 K: 0 S: 4	H: 1 LOB: 0 BB: 0 P: 4	R: 2 E: 0 K: 0 S: 8	H: 2 LOB: 2 BB: 0 P: 10	R: 1 E: 0 K: 0 S: 5	H: 2 LOB: 1 BB: 1 P: 9	R: 0 E: 0 K: 0 S: 4	H: 1 LOB: 1 BB: 0 P: 4	R: 3 E: 0 K: 0 S: 7	H: 4 LOB: 1 BB: 0 P: 7	1B: 12 2B: 2 3B: 2 HR: 0	SF: 1 SAC: 0 DP: 0 HBP: 0	WP: 0 PA: 44 PB: 0 SB: 0 CS: 0
PITCHER	IP WLS BF H R ER SO BB IBB HBP BLK WP HR S P ERA WHIP	6.0 W 27 9 4 3 4 0 0 0 0 0 0 42 48 4.50 1.500	0.1 3 1 1 1 0 1 0 0 0 0 0 2 6 27.00 6.000	2.2 S 14 6 3 3 0 0 0 0 0 0 0 14 14 10.12 2.250																	

Montreal Expos @ Chicago Cubs
Wrigley Field, Chicago, IL
Tue Jul 05 1977, 3:33 AM CDT
Att: 9,780 - Sunny - 92 F

AB	42
R	8
H	16
RBI	7
BB	1
SO	4
LOB	19



Batter	1	2	3	4	5	6	7	8	9	AB	R	H	RBI	BB	SO	LOB	TOP				
Dave Cash, R OBP: 0.348, SLG: 0.356 (1, 4)	F9	F7		6-3		CS			6-3	5	0	1	0	0	0	1					
Chris Speier, R OBP: 0.346, SLG: 0.345 (1, 6)	5-3	5-3		K		CS	5-3		6-3	5	0	0	0	0	1	1					
Ellis Valentine, R OBP: 0.364, SLG: 0.568 (1, 9)	K		6-3			E			F5	5	1	2	1	0	1	0					
Tony Perez, R OBP: 0.338, SLG: 0.448 (1, 3)		1B	FC6-4		K				HR	3	1	2	0	1	1	1					
Warren Cromartie, L OBP: 0.349, SLG: 0.443 (1, 7)		1B	FC3-2		E4				FC1-6	4	0	2	1	0	0	2					
Andre Dawson, R OBP: 0.335, SLG: 0.502 (1, 8)		FC3-2	FC6-4		K				K	4	1	1	0	0	2	5					
Wayne Garrett, L OBP: 0.351, SLG: 0.346 (1, 5)		HR	4-3		K				4-3	3	1	0	0	1	1	4					
Tim Blackwell, S OBP: 0.231, SLG: 0.091 (8, PH)		FC3-2			3-1				L4	3	1	1	0	0	0	3					
Del Unser, L OBP: 0.325, SLG: 0.460 (8, PH)		HR			SH1-4					1	0	0	0	0	0	0					
Willi McEnaney, L (8, 1)		HR			1B					0	0	0	0	0	0	0					
Don Stanhouse, R OBP: 0.265, SLG: 0.333 (1, 1)					SH1-4				K	2	1	1	4	0	0	0					
Bill Atkinson, L OBP: 0.250, SLG: 0.250 (8, PH)										0	0	0	0	0	0	0					
Jose Morales, R OBP: 0.194, SLG: 0.235 (8, 2)		HR								1	0	0	0	0	1	0					
Inning Stats	R: 0 E: 0 K: 1 S: 8	H: 0 LOB: 0 BB: 0 P: 10	R: 5 E: 0 K: 0 S: 7	H: 4 LOB: 0 BB: 1 P: 11	R: 0 E: 0 K: 0 S: 5	H: 2 LOB: 2 BB: 0 P: 5	R: 0 E: 0 K: 1 S: 6	H: 1 LOB: 1 BB: 0 P: 6	R: 0 E: 1 K: 3 S: 14	H: 1 LOB: 2 BB: 0 P: 16	R: 1 E: 0 K: 1 S: 11	H: 1 LOB: 1 BB: 1 P: 18	R: 0 E: 0 K: 1 S: 8	H: 0 LOB: 0 BB: 0 P: 9	R: 0 E: 0 K: 0 S: 3	H: 0 LOB: 0 BB: 0 P: 3	1B: 7 2B: 1 3B: 0 HR: 2	SF: 0 SAC: 1 DP: 0 HBP: 0	WP: 0 PB: 0 SB: 0 CS: 1	PA: 40	
PITCHER	IP	WLS	BF	H	R	ER	SO	BB	IBB	HBP	BLK	WP	HR	S	P	ERA	WHIP				
Bill Bonham, R ERA: 3.96	6.0	W	28	9	5	5	5	1	0	0	0	0	1	43	51	7.50	1.667				
Pete Broberg, R ERA: 27.0	0.1		3	1	1	1	0	1	0	0	0	0	1	6	10	27.00	6.000				
Willie Hernandez, L ERA: 2.08	0.1		1	0	0	0	0	0	0	0	0	0	0	1	1	0.00	0.000				
Bruce Sutter, R ERA: 0.97	2.1	S	7	0	0	0	2	0	0	0	0	0	0	15	19	0.00	0.000				

Montreal Expos @ Chicago Cubs
Wrigley Field, Chicago, IL
Wed Jul 06 1977, 3:33 AM CDT
Att: 23,854 - Sunny - 94 F

AB	36
R	6
H	10
RBI	6
BB	2
SO	7
LOB	17



Batter	1	2	3	4	5	6	7	8	9	AB	R	H	RBI	BB	SO	LOB	BOTTOM				
Ivan De Jesus, R OBP: 0.326, SLG: 0.341 (1, 6)	F9		F8	S		P4		S		4	0	1	0	1	0	2					
Greg Gross, L OBP: 0.351, SLG: 0.383 (1, 7)	6-3		HR	G3		HR		F7		4	2	1	3	1	0	2					
Larry Bittner, L OBP: 0.326, SLG: 0.395 (1, 3)	2B		HR					L8		3	2	2	2	2	0	1					
Bobby Murcer, L OBP: 0.375, SLG: 0.480 (1, 9)	2B		1B	1B		F9	F8	3-1		5	1	2	1	0	0	3					
Jerry Morales, R OBP: 0.376, SLG: 0.486 (1, 8)	L6		1B	1B		F7		1B	SF7	4	1	2	0	0	0	2					
Steve Ontiveros, S OBP: 0.394, SLG: 0.426 (1, 5)		4-3	G6-4-3	1B		4-3		1B		4	0	3	1	0	0	1					
Manny Trillo, R OBP: 0.363, SLG: 0.455 (1, 4)	4-3		G6-4-3			K	SF7			3	0	0	1	0	1	3					
Steve Swisher, R OBP: 0.214, SLG: 0.281 (1, 2)	K			5-3		E6	L6			4	1	0	0	0	1	2					
Bill Bonham, R OBP: 0.184, SLG: 0.211 (8, PH)				6-3						2	0	0	0	0	0	1					
Joe Wallis, S OBP: 0.351, SLG: 0.388 (7, 1)										0	1	0	0	1	0	0					
Pete Broberg, R (7, 1)										0	0	0	0	0	0	0					
Willie Hernandez, L (7, 1)										0	0	0	0	0	0	0					
Bruce Sutter, R OBP: 0.167, SLG: 0.063 (7, 1)						HR				1	0	0	0	0	1	1					
Inning Stats	R: 1 E: 0 K: 0 S: 4	H: 1 LOB: 1 BB: 1 P: 8	R: 0 E: 0 K: 1 S: 6	H: 1 LOB: 0 BB: 0 P: 6	R: 3 E: 0 K: 0 S: 9	H: 4 LOB: 1 BB: 1 P: 16	R: 0 E: 0 K: 0 S: 4	H: 1 LOB: 1 BB: 0 P: 4	R: 0 E: 0 K: 1 S: 3	H: 0 LOB: 1 BB: 1 P: 7	R: 3 E: 1 K: 1 S: 8	H: 2 LOB: 1 BB: 1 P: 12	R: 1 E: 0 K: 1 S: 11	H: 2 LOB: 1 BB: 0 P: 12	R: 0 E: 0 K: 0 S: 3	H: 0 LOB: 1 BB: 1 P: 7	1B: 7 2B: 2 3B: 0 HR: 2	SF: 1 SAC: 0 DP: 1 HBP: 0	WP: 0 PB: 0 SB: 2 CS: 0	PA: 40	
PITCHER	IP	WLS	BF	H	R	ER	SO	BB	IBB	HBP	BLK	WP	HR	S	P	ERA	WHIP				
Don Stanhouse, R ERA: 4.67	6.0	L	31	9	7	4	2	4	0	0	0	0	2	34	53	6.00	2.167				
Bill Atkinson, R ERA: 3.92	1.0		5	2	1	1	1	0	0	0	0	0	0	11	12	9.00	2.000				
Willi McEnaney, L ERA: 3.73	1.0		4	0	0	0	0	1	0	0	0	0	0	3	7	0.00	1.000				

Montreal Expos @ Chicago Cubs
Wrigley Field, Chicago, IL
Wed Jul 06 1977, 3:33 AM CDT
Att: 23,854 - Sunny - 94 F

AB	34
R	8
H	11
RBI	8
BB	5
SO	3
LOB	18



Batter	1	2	3	4	5	6	7	8	9	AB	R	H	RBI	BB	SO	LOB	TOP									
Dave Cash, R OBP: 0.344, SLG: 0.351 (1, 4)	F4-3		6-3		F9		FC4-6			4	0	0	0	0	0	2										
Chris Spieker, R OBP: 0.352, SLG: 0.349 (1, 6)	6-3			BB E 1B		F6-4-3 BB		2B 1B		3	2	2	0	1	0	0										
Ellis Valentine, R OBP: 0.366, SLG: 0.570 (1, 9)	F8			BB E 1B		F6-4-3 1-2		1B 2B		4	2	2	1	0	0	1										
Tony Perez, R OBP: 0.334, SLG: 0.443 Del Unser, L OBP: 0.327, SLG: 0.457 (6, 3)		K		F9		5-3		F9		3	0	0	0	0	1	2										
Gary Carter, R OBP: 0.346, SLG: 0.504 (1, 2)	F8			G3 E BB			K	F6-4-3 1B		3	0	1	1	1	1	0										
Warren Cromartie, L OBP: 0.351, SLG: 0.442 Sam Mejias, R OBP: 0.367, SLG: 0.750 (8, 8)				G3			1B SF8	F6-4-3 1-2		3	1	1	0	0	0	2										
Andre Dawson, R OBP: 0.333, SLG: 0.498 (8, 7)	1-3			F8			SF8 1-3 1B	F9		4	0	1	0	0	0	2										
Larry Parrish, R OBP: 0.315, SLG: 0.395 (1, 5)			5-3		F7		FC4-6 IBB	F7		3	0	0	0	1	0	0										
Wayne Twitchell, R OBP: 0.190, SLG: 0.200 Jose Morales, R OBP: 0.169, SLG: 0.235 Joe Kerrigan, R (7, 1) Santo Alcala, R OBP: 0.053, SLG: 0.211 Bill Atkinson, L OBP: 0.250, SLG: 0.250 (9, 1)			K		K		SF8	F9		2	0	0	0	0	2	0										
Inning Stats	R: 0 E: 0 K: 0 S: 3	H: 0 LOB: 0 BB: 0 P: 3	R: 0 E: 0 K: 1 S: 5	H: 0 LOB: 1 BB: 0 P: 6	R: 0 E: 0 K: 1 S: 5	H: 0 LOB: 0 BB: 0 P: 5	R: 2 E: 1 K: 0 S: 5	H: 2 LOB: 1 BB: 1 P: 9	R: 0 E: 0 K: 1 S: 5	H: 0 LOB: 0 BB: 0 P: 5	R: 0 E: 0 K: 0 S: 2	H: 0 LOB: 0 BB: 1 P: 6	R: 1 E: 0 K: 1 S: 7	H: 2 LOB: 2 BB: 1 P: 11	R: 2 E: 0 K: 0 S: 5	H: 3 LOB: 0 BB: 0 P: 5	R: 0 E: 0 K: 0 S: 3	H: 0 LOB: 0 BB: 0 P: 3	1B: 6 2B: 1 3B: 0 HR: 0	SF: 1 SAC: 0 DP: 2 HBP: 1	WP: 0 PB: 0 SB: 0 CS: 0	PA: 36				
PITCHER	IP	WLS	BF	H	R	ER	SO	BB	IBB	HBP	BLK	WP	HR	S	P	ERA	WHIP									
Jerry Koosman, L ERA: 3.08 Bob Apodaca, R ERA: 3.14 Rick Baldwin, R ERA: 4.0	(1, 1)	7.0	L	28	4	3	1	4	2	1	1	0	0	0	32	45	1.29	0.857								

Montreal Expos @ New York Mets
Shea Stadium, Flushing, NY
Fri Jul 08 1977, 7:05 PM EDT
Att: 10,770 - Unknown

AB	31
R	5
H	7
RBI	3
BB	3
SO	4
LOB	10



Batter	1	2	3	4	5	6	7	8	9	AB	R	H	RBI	BB	SO	LOB	BOTTOM									
Lenny Randle, S OBP: 0.387, SLG: 0.407 (1, 5)	F8		1B 1B		5-3		F7		BB BB	4	1	1	0	1	0	1										
Bobby Valentine, R OBP: 0.284, SLG: 0.286 Joel Youngblood, R OBP: 0.293, SLG: 0.275 (8, FR)			1B 1B		F9		G1-6-3 1-2		BB BB	3	0	1	0	2	0	1										
Steve Henderson, R OBP: 0.302, SLG: 0.351 (1, 7)	K		K		K			G4-6-3 1B	1-2 2-3	4	0	1	0	1	3	3										
John Stearns, R OBP: 0.392, SLG: 0.520 (1, 2)	6-3		1-2 3-H 1B			1B SF8 BB		G4-6-3 1-2	F7	4	1	1	1	1	0	5										
Ed Kranepool, L OBP: 0.327, SLG: 0.487 (1, 3)		6-3	F8			4-3 1B		F8		4	0	1	0	0	0	2										
Mike Veil, R OBP: 0.350, SLG: 0.462 (1, 9)		G3 BB			FC6-4 1B		SF8		4-3	2	0	1	1	1	0	0										
Lee Mazzilli, S OBP: 0.310, SLG: 0.274 (1, 8)		G3			P6		4-3		3-1	4	0	0	0	0	0	3										
Doug Flynn, R OBP: 0.215, SLG: 0.270 (1, 4)		K			FC6-4 1-2		F8		HR 1B	4	1	1	0	0	1	3										
Jerry Koosman, R OBP: 0.152, SLG: 0.222 Ron Hodges, L OBP: 0.333, SLG: 0.343 Bud Harrison, S OBP: 0.227, SLG: 0.229 Bob Apodaca, R OBP: 0.250, SLG: 1.000 Rick Baldwin, L OBP: 0.327, SLG: 0.377 (8, PH)	(1, 1)	6.0	W	26	5	2	2	5	3	0	0	0	0	0	33	45	3.00	1.333								
Wayne Twitchell, R ERA: 4.16 Joe Kerrigan, R ERA: 2.68 Santo Alcala, R ERA: 6.54 Bill Atkinson, R ERA: 3.79	(1, 1)	2.2		10	4	2	2	0	0	0	0	0	0	1	10	10	6.75	1.500								
Inning Stats	R: 0 E: 0 K: 1 S: 5	H: 0 LOB: 1 BB: 1 P: 9	R: 0 E: 0 K: 1 S: 5	H: 0 LOB: 1 BB: 1 P: 9	R: 1 E: 0 K: 1 S: 8	H: 3 LOB: 2 BB: 0 P: 8	R: 0 E: 0 K: 1 S: 6	H: 1 LOB: 1 BB: 0 P: 6	R: 0 E: 0 K: 0 S: 5	H: 0 LOB: 0 BB: 0 P: 5	R: 1 E: 0 K: 0 S: 4	H: 1 LOB: 1 BB: 1 P: 8	R: 0 E: 0 K: 0 S: 3	H: 1 LOB: 1 BB: 0 P: 3	R: 0 E: 0 K: 0 S: 3	H: 1 LOB: 0 BB: 0 P: 3	R: 2 E: 0 K: 0 S: 5	H: 2 LOB: 3 BB: 3 P: 17	1B: 8 2B: 0 3B: 0 HR: 1	SF: 1 SAC: 0 DP: 2 HBP: 0	WP: 0 PB: 0 SB: 0 CS: 0	PA: 40				
PITCHER	IP	WLS	BF	H	R	ER	SO	BB	IBB	HBP	BLK	WP	HR	S	P	ERA	WHIP									

Montreal Expos @ New York Mets
Shea Stadium, Flushing, NY
Fri Jul 08 1977, 7:05 PM EDT
Att: 10,770 - Unknown

AB	33
R	4
H	9
RBI	4
BB	6
SO	5
LOB	19



Batter	1	2	3	4	5	6	7	8	9	AB	R	H	RBI	BB	SO	LOB	TOP										
Dave Cash, R OBP: 0.340, SLG: 0.349 (1, 4)										4	0	0	0	0	1	2											
Chris Speier, R OBP: 0.338, SLG: 0.333 (1, 6)										4	0	0	0	0	0	2											
Warren Cromartie, L OBP: 0.339, SLG: 0.426 (1, 7)										4	0	0	0	0	0	0											
Gary Carter, R OBP: 0.343, SLG: 0.492 (1, 2)										4	0	0	0	0	1	0											
Wayne Garrett, L OBP: 0.370, SLG: 0.356 (8, PH)										3	0	1	0	1	0	0											
Pepe Frias, R OBP: 0.138, SLG: 0.172 (9, PR)										0	0	0	0	0	0	0											
Andre Dawson, R OBP: 0.331, SLG: 0.500 (1, 8)										4	0	1	0	0	0	2											
Del Unser, L OBP: 0.319, SLG: 0.460 (1, 3)										3	1	2	1	0	0	1											
Sam Mejias, R OBP: 0.324, SLG: 0.656 (1, 9)										3	0	0	0	0	0	1											
Jackie Brown, R OBP: 0.121, SLG: 0.094 (8, PH)										2	0	0	0	0	0	0											
Jose Morales, R OBP: 0.205, SLG: 0.250 (8, PR)										1	0	1	0	0	0	0											
Pete Mackanin, R OBP: 0.289, SLG: 0.381 (8, PR)										0	0	0	0	0	0	0											
Bill Atkinson, L OBP: 0.250, SLG: 0.250 (8, 1)										0	0	0	0	0	0	0											
Inning Stats	R: 0 E: 0 K: 0 S: 3	H: 0 LOB: 0 BB: 0 P: 3	R: 0 E: 0 K: 1 S: 6	H: 1 LOB: 1 BB: 0 P: 6	R: 0 E: 0 K: 0 S: 3	H: 0 LOB: 0 BB: 0 P: 3	R: 0 E: 0 K: 0 S: 3	H: 0 LOB: 0 BB: 0 P: 3	R: 1 E: 0 K: 0 S: 4	H: 1 LOB: 0 BB: 0 P: 4	R: 0 E: 0 K: 0 S: 3	H: 0 LOB: 0 BB: 1 P: 7	R: 0 E: 0 K: 1 S: 7	H: 2 LOB: 2 BB: 0 P: 7	R: 0 E: 0 K: 0 S: 4	H: 1 LOB: 1 BB: 0 P: 4	1B: 4 2B: 0 3B: 0 HR: 1	SF: 0 SAC: 0 DP: 0 HBP: 0	WP: 0 PB: 0 SB: 0 CS: 0	PA: 33							
PITCHER	IP	WLS	BF	H	R	ER	SO	BB	IBB	HBP	BLK	WP	HR	S	P	ERA	WHIP										
Pat Zachry, R ERA: 4.73 (1, 1)	7.1	W	27	4	1	1	1	1	0	0	0	0	1	28	32	1.23	0.682										
Skip Lockwood, R ERA: 3.61 (8, 1)	1.2	S	6	1	0	0	1	0	0	0	0	0	0	8	8	0.00	0.600										

Montreal Expos @ New York Mets
Shea Stadium, Flushing, NY
Sun Jul 10 1977, 3:33 AM EDT
Att: 14,503 - Unknown

AB 32
R 1
H 5
RBI 1
BB 1
SO 2
LOB 8

Batter	1	2	3	4	5	6	7	8	9	AB	R	H	RBI	BB	SO	LOB	BOTTOM										
Lenny Randle, S OBP: 0.384, SLG: 0.415 (1, 5)										4	0	1	0	0	1	0											
Felix Milten, R OBP: 0.241, SLG: 0.243 (1, 4)										3	0	0	0	0	0	0											
Steve Henderson, R OBP: 0.315, SLG: 0.409 (1, 7)										2	1	0	0	1	1	0											
Bruce Boisclair, L OBP: 0.337, SLG: 0.400 (1, 8)										3	1	2	0	0	0	0											
Mike Vail, R OBP: 0.346, SLG: 0.458 (1, 9)										3	0	1	2	0	0	1											
Bobby Valentine, R OBP: 0.242, SLG: 0.259 (1, 3)										3	0	0	0	0	0	2											
Jerry Grote, R OBP: 0.324, SLG: 0.301 (1, 2)										3	0	1	0	0	1	1											
Doug Flynn, R OBP: 0.213, SLG: 0.260 (1, 6)										3	0	0	0	0	1	0											
Pat Zachry, R OBP: 0.125, SLG: 0.097 (1, 1)										2	0	0	0	0	0	0											
Skip Lockwood, R OBP: 0.200, SLG: 0.200 (8, 1)										1	0	0	0	0	0	0											
Inning Stats	R: 0 E: 0 K: 0 S: 3	H: 0 LOB: 0 BB: 0 P: 3	R: 0 E: 0 K: 0 S: 4	H: 2 LOB: 2 BB: 0 P: 4	R: 0 E: 0 K: 1 S: 5	H: 0 LOB: 0 BB: 0 P: 5	R: 0 E: 0 K: 1 S: 5	H: 0 LOB: 0 BB: 0 P: 5	R: 0 E: 0 K: 1 S: 5	H: 0 LOB: 0 BB: 0 P: 5	R: 2 E: 0 K: 0 S: 5	H: 2 LOB: 1 BB: 1 P: 9	R: 0 E: 0 K: 0 S: 3	H: 1 LOB: 0 BB: 0 P: 3	1B: 3 2B: 2 3B: 0 HR: 0	SF: 0 SAC: 0 DP: 0 HBP: 0	WP: 0 PB: 0 SB: 0 CS: 1	PA: 29									
PITCHER	IP	WLS	BF	H	R	ER	SO	BB	IBB	HBP	BLK	WP	HR	S	P	ERA	WHIP										
Jackie Brown, R ERA: 3.34 (1, 1)	7.0	L	25	4	2	2	4	1	0	0	0	0	0	32	36	2.57	0.714										
Bill Atkinson, R ERA: 3.51 (8, 1)	1.0		3	1	0	0	0	0	0	0	0	0	0	3	3	0.00	1.000										

Montreal Expos @ New York Mets
Shea Stadium, Flushing, NY
Sun Jul 10 1977, 3:33 AM EDT
Att: 14,503 - Unknown

AB 27
R 2
H 5
RBI 2
BB 1
SO 4
LOB 4

Batter	1	2	3	4	5	6	7	8	9	AB	R	H	RBI	BB	SO	LOB	TOP			
Phil Garner, R OBP: 0.314, SLG: 0.442 (1, 5)	5-3		5-3							4	0	1	0	0	0	0	Pittsburgh Pirates @ Montreal Expos Olympic Stadium, Montreal, QB Mon Jul 11 1977, 7:05 PM EDT Att: 19,763 - Unknown			
Ed Ott, L OBP: 0.367, SLG: 0.423 (1, 2)					3-1			F9		4	0	2	0	0	0	2				
Dave Parker, L OBP: 0.387, SLG: 0.562 (1, 9)			3-1							4	0	1	0	0	1	2				
Bill Robinson, R OBP: 0.359, SLG: 0.514 (1, 7)				5-3						3	1	0	0	1	0	1				
Al Oliver, L OBP: 0.333, SLG: 0.473 (1, 8)				4-3						4	1	2	0	0	0	1				
Willie Stargell, L OBP: 0.386, SLG: 0.550 (1, 3)										4	0	2	0	0	0	2				
Rennie Stennett, R OBP: 0.370, SLG: 0.425 (1, 4)										4	0	2	1	0	1	3				
Mario Mendoza, R OBP: 0.226, SLG: 0.290 (1, 6)										2	0	0	0	0	0	1				
Jerry Hairston, S OBP: 0.375, SLG: 0.405 (7, PH)										1	0	0	0	0	0	0				
Frank Taveras, R OBP: 0.297, SLG: 0.279 (7, 6)										0	0	0	0	0	0	0				
Bobby Tolan, L OBP: 0.273, SLG: 0.300 (9, PH)										1	0	0	0	0	1	1				
Odell Jones, R OBP: 0.250, SLG: 0.250 (1, 1)										2	0	1	0	0	0	0				
Omar Moreno, L OBP: 0.257, SLG: 0.351 (7, PH)										1	0	0	0	0	0	0				
Terry Forster, L OBP: 0.289, SLG: 0.429 (7, 1)										0	0	0	0	0	0	0				
Fernando Gonzalez, R OBP: 0.300, SLG: 0.473 (9, PH)										1	0	0	0	0	1	1				
Inning Stats	R: 0 E: 0 K: 1 S: 5	H: 1 LOB: 1 BB: 0 P: 5	R: 2 E: 0 K: 0 S: 4	H: 2 LOB: 0 BB: 1 P: 8	R: 0 E: 0 K: 0 S: 4	H: 1 LOB: 1 BB: 0 P: 4	R: 0 E: 0 K: 0 S: 3	H: 0 LOB: 0 BB: 0 P: 3	R: 0 E: 0 K: 0 S: 5	H: 3 LOB: 2 BB: 0 P: 5	R: 0 E: 0 K: 0 S: 3	H: 0 LOB: 0 BB: 0 P: 3	R: 0 E: 0 K: 0 S: 4	H: 1 LOB: 1 BB: 0 P: 4	R: 0 E: 0 K: 3 S: 10	H: 1 LOB: 1 BB: 0 P: 10	1B: 9 2B: 4 3B: 0 HR: 0	SF: 0 SAC: 0 DP: 2 HBP: 0	WP: 1 PB: 0 SB: 0 CS: 1	PA: 36
PITCHER Stan Bahnsen, R ERA: 5.86 (1, 1)	IP: 9.0 WLS: W BF: 36 H: 11 R: 2 ER: 2 SO: 4 BB: 1 IBB: 0 HBP: 0 BLK: 0 WP: 1 HR: 0 S: 43 P: 47 ERA: 2.00 WHIP: 1.333															PITCHER				

Batter	1	2	3	4	5	6	7	8	9	AB	R	H	RBI	BB	SO	LOB	BOTTOM			
Dave Cash, R OBP: 0.341, SLG: 0.353 (1, 4)	F9									4	1	2	1	0	0	0	Pittsburgh Pirates @ Montreal Expos Olympic Stadium, Montreal, QB Mon Jul 11 1977, 7:05 PM EDT Att: 19,763 - Unknown			
Chris Speier, R OBP: 0.340, SLG: 0.336 (1, 6)										4	1	2	0	0	0	0				
Wayne Garrett, L OBP: 0.366, SLG: 0.351 (1, 5)										4	1	1	1	0	1	2				
Tony Perez, R OBP: 0.332, SLG: 0.437 (1, 3)										3	0	0	0	1	2	1				
Gary Carter, R OBP: 0.343, SLG: 0.490 (1, 2)										3	0	1	1	0	0	3				
Warren Cromartie, L OBP: 0.341, SLG: 0.425 (1, 7)										3	0	1	0	1	0	1				
Sam Mejias, R OBP: 0.324, SLG: 0.656 (9, 8)										0	0	0	0	0	0	0				
Andre Dawson, R OBP: 0.330, SLG: 0.494 (1, 8)										3	0	0	0	1	0	2				
Del Unser, L OBP: 0.319, SLG: 0.454 (1, 9)										2	1	0	0	1	1	1				
Stan Bahnsen, R OBP: 0.133, SLG: 0.143 (1, 1)										2	0	0	0	0	1	1				
Inning Stats	R: 0 E: 0 K: 0 S: 3	H: 0 LOB: 0 BB: 0 P: 3	R: 0 E: 0 K: 1 S: 5	H: 0 LOB: 1 BB: 1 P: 9	R: 1 E: 0 K: 0 S: 5	H: 2 LOB: 3 BB: 2 P: 13	R: 0 E: 0 K: 2 S: 7	H: 0 LOB: 1 BB: 1 P: 11	R: 3 E: 1 K: 0 S: 7	H: 4 LOB: 1 BB: 0 P: 7	R: 0 E: 0 K: 0 S: 3	H: 0 LOB: 0 BB: 0 P: 3	R: 0 E: 0 K: 2 S: 7	H: 0 LOB: 0 BB: 0 P: 7	R: 0 E: 0 K: 0 S: 3	H: 1 LOB: 0 BB: 0 P: 3	1B: 6 2B: 1 3B: 0 HR: 0	SF: 0 SAC: 2 DP: 1 HBP: 0	WP: 0 PB: 0 SB: 0 CS: 0	PA: 34
PITCHER Odell Jones, R ERA: 5.34 (1, 1)	IP: 6.0 WLS: L BF: 28 H: 6 R: 4 ER: 3 SO: 3 BB: 3 IBB: 1 HBP: 0 BLK: 0 WP: 0 HR: 0 S: 30 P: 46 ERA: 4.50 WHIP: 1.500															PITCHER				



Batter	1	2	3	4	5	6	7	8	9	10	11	12	AB	R	H	RBI	BB	SO	LOB	TOP						
Phil Garner, R OBP: 0.312, SLG: 0.448 (1.5) (8.6)	6-3			F5		4-3		HR		F8			5	1	1	2	0	0	0							
Ed Ott, L OBP: 0.368, SLG: 0.418 (1.2)	K			1B 2B BB		F8				F5			4	1	1	0	1	1	0							
Dave Parker, L OBP: 0.382, SLG: 0.554 (1.9)	F9			6-3		5-3		F7			K		5	0	0	0	0	1	2							
Bill Robinson, R OBP: 0.356, SLG: 0.507 (1.7) (8.5)		6-3							5-3		F9		5	0	1	0	0	1	0							
Al Oliver, L OBP: 0.334, SLG: 0.475 (1.8) (8.7)		1-3							4-3		L1		5	1	2	1	0	0	0							
Willie Stargell, L OBP: 0.359, SLG: 0.543 (1.3) (9. PR)													4	0	1	0	0	1	2							
Jim Fregosi, R OBP: 0.410, SLG: 0.536 (9.3)													1	1	1	1	0	0	0							
Rennie Stennett, R OBP: 0.364, SLG: 0.419 (1.4)													5	0	0	1	0	1	1							
Frank Taveras, R OBP: 0.299, SLG: 0.282 (1.6) (4.6)													1	0	1	0	0	0	0							
Mario Mendoza, R OBP: 0.219, SLG: 0.281 (8. PH)													1	0	0	0	0	0	0							
Omar Moreno, L OBP: 0.297, SLG: 0.348 (8.8)													2	1	0	0	1	2	1							
Bruce Kison, R OBP: 0.256, SLG: 0.342 (1.1) (8. PH)													2	0	0	0	0	0	1							
Jerry Hairston, S OBP: 0.367, SLG: 0.395 (8. PH)													1	0	0	0	0	1	1							
Kent Tekulve, R OBP: 0.400, SLG: 0.400 (8.1)													0	0	0	0	0	0	0							
Rich Gossage, R OBP: 0.214, SLG: 0.286 (9.1)													2	0	0	0	0	0	0							
Inning Stats	R: 0 E: 0 K: 1 S: 5	H: 0 LOB: 0 BB: 0 P: 5	R: 0 E: 0 K: 0 S: 3	H: 0 LOB: 0 BB: 0 P: 3	R: 0 E: 0 K: 1 S: 5	H: 1 LOB: 0 BB: 0 P: 5	R: 1 E: 0 K: 0 S: 5	H: 2 LOB: 2 BB: 1 P: 9	R: 0 E: 0 K: 0 S: 3	H: 0 LOB: 0 BB: 0 P: 3	R: 0 E: 0 K: 2 S: 7	H: 0 LOB: 0 BB: 0 P: 7	R: 2 E: 0 K: 1 S: 7	H: 2 LOB: 1 BB: 1 P: 11	R: 1 E: 0 K: 1 S: 7	H: 2 LOB: 1 BB: 0 P: 7	R: 0 E: 0 K: 0 S: 3	H: 0 LOB: 0 BB: 0 P: 3	R: 0 E: 0 K: 1 S: 5	H: 0 LOB: 0 BB: 0 P: 5	R: 1 E: 0 K: 1 S: 6	H: 1 LOB: 0 BB: 0 P: 6	1B: 5 2B: 1 3B: 0 HR: 2	SF: 0 SAC: 0 DP: 1 HBP: 0	WP: 0 PB: 0 SB: 1 CS: 0	PA: 45
PITCHER	IP WLS BF H R ER SO BB IBB HBP BLK WP HR S P ERA WHIP	IP WLS BF H R ER SO BB IBB HBP BLK WP HR S P ERA WHIP	PITCHER												IP WLS BF H R ER SO BB IBB HBP BLK WP HR S P ERA WHIP											
Wayne Twitchell, R ERA: 4.99	(1.1)	8.0	30	5	3	3	5	2	0	0	0	0	0	0	0	3	3	27.00	6.000							
Will McEneaney, L ERA: 3.92	(9.1)	0.1	3	2	1	1	0	0	0	0	0	0	0	0	0	3	3	27.00	6.000							
Joe Kerrigan, R ERA: 2.87	(9.1)	1.2	5	0	0	0	1	0	0	0	0	0	0	0	7	7	0.00	0.000								
Bill Atkinson, R ERA: 3.56	(11.1)	2.0	L	7	1	1	1	2	0	0	0	0	0	1	11	11	4.50	0.500								

Pittsburgh Pirates @ Montreal Expos
Olympic Stadium, Montreal, QB

Tue Jul 12 1977, 7:05 PM EDT
Alt. 14,781 - Unknown

AB 43
R 5
H 8
RBI 5
BB 2
SO 8
LOB 8



Batter	1	2	3	4	5	6	7	8	9	10	11	12	AB	R	H	RBI	BB	SO	LOB	BOTTOM
Dave Cash, R OBP: 0.344, SLG: 0.359 (1.4)	G3 2B		G3 1-3 1B	G6-4-3 1-2r				6-3		1-6-3			6	0	3	0	0	0	5	
Chris Speier, R OBP: 0.333, SLG: 0.329 (1.6)	K		1-3			5-3		K			F8		6	0	0	0	0	3	3	
Wayne Garrett, L OBP: 0.373, SLG: 0.360 (1.5)	G3 2-3		G3							F9			6	1	3	0	0	0	2	
Tony Perez, R OBP: 0.331, SLG: 0.434 (1.3) (8.9)	F7		6-3								1B		4	0	1	0	0	0	3	
Sam Mejias, R OBP: 0.333, SLG: 0.647 (8.9)											F7		2	0	1	0	0	0	1	
Gary Carter, R OBP: 0.339, SLG: 0.481 (1.2)		6-3		P5				K		F2			5	0	0	0	1	1	3	
Warren Cromartie, L OBP: 0.344, SLG: 0.429 (1.7)													4	1	2	1	1	0	1	
Andre Dawson, R OBP: 0.330, SLG: 0.494 (1.8)		K											6	2	2	0	0	1	4	
Del Unser, L OBP: 0.333, SLG: 0.465 (1.9) (8.3)				E4				F7		SH3-4			3	0	2	2	2	0	0	
Wayne Twitchell, R ERA: 4.99	(1.1)	7.0	33	9	3	3	5	3	1	0	0	0	0	0	0	0	0	0	0	
Joe Kerrigan, R ERA: 2.87	(9.1)	1.0	4	2	1	1	0	0	0	0	0	0	0	0	4	4	9.00	2.000		
Will McEneaney, L ERA: 3.92	(9.1)	0.1	3	2	1	1	0	0	0	0	0	0	0	0	3	3	27.00	6.000		
Rich Gossage, R ERA: 1.6	(11.1)	2.0	W	7	1	1	1	2	0	0	0	0	0	1	11	11	4.50	0.500		

Pittsburgh Pirates @ Montreal Expos
Olympic Stadium, Montreal, QB

Tue Jul 12 1977, 7:05 PM EDT
Alt. 14,781 - Unknown

AB 47
R 4
H 15
RBI 4
BB 5
SO 6
LOB 27



Batter	1	2	3	4	5	6	7	8	9	AB	R	H	RBI	BB	SO	LOB	TOP								
Phil Garner, R OBP: 0.316, SLG: 0.450 (1, 5)										5	2	3	1	0	1	0									
Ed Ott, L OBP: 0.363, SLG: 0.410 (1, 2)										5	1	1	0	0	0	1	2								
Dave Parker, L OBP: 0.382, SLG: 0.553 (1, 9)										4	1	1	3	1	0	1									
Bill Robinson, R OBP: 0.357, SLG: 0.509 (1, 7)										5	0	2	1	0	1	2									
Al Oliver, L OBP: 0.330, SLG: 0.469 Omar Moreno, L OBP: 0.297, SLG: 0.348 (7, 8)										4	0	0	0	0	0	2									
Willie Stargell, L OBP: 0.383, SLG: 0.542 (1, 3)										4	1	1	0	0	1	0									
Rennie Stennett, R OBP: 0.371, SLG: 0.424 (1, 4)										3	0	3	1	1	0	0									
Frank Taveras, R OBP: 0.299, SLG: 0.282 (1, 6)										3	0	1	0	0	0	2									
John Candelaria, L OBP: 0.205, SLG: 0.190 Kent Tekulve, R OBP: 0.333, SLG: 0.333 (7, 1)										3	1	1	0	0	1	2									
Inning Stats	R: 1 E: 0 K: 0 S: 4	H: 1 LOB: 0 BB: 0 P: 4	R: 0 E: 0 K: 1 S: 7	H: 2 LOB: 2 BB: 0 P: 7	R: 0 E: 0 K: 1 S: 6	H: 1 LOB: 1 BB: 0 P: 6	R: 0 E: 0 K: 0 S: 4	H: 1 LOB: 1 BB: 0 P: 4	R: 0 E: 0 K: 2 S: 7	H: 0 LOB: 0 BB: 0 P: 7	R: 0 E: 0 K: 0 S: 3	H: 1 LOB: 0 BB: 0 P: 3	R: 5 E: 0 K: 0 S: 9	H: 7 LOB: 1 BB: 0 P: 9	R: 0 E: 0 K: 2 S: 7	H: 0 LOB: 1 BB: 1 P: 11	R: 0 E: 0 K: 0 S: 3	H: 0 LOB: 1 BB: 1 P: 7	1B: 10 2B: 3 3B: 0 HR: 0	SF: 0 SAC: 1 DP: 1 HBP: 0	WP: 1 PB: 0 SB: 2 CS: 0	PA: 40			
PITCHER	IP	WLS	BF	H	R	ER	SO	BB	IBB	HBP	BLK	WP	HR	S	P	ERA	WHIP								
Steve Rogers, R ERA: 2.9 Willi McEnaney, L ERA: 4.04 Santo Alcala, R ERA: 6.35	(1, 1)	6.2	L	29	11	5	5	4	0	0	0	0	0	37	37	6.75	1.650								
	(7, 1)	0.1		3	2	1	1	0	0	0	0	0	0	3	3	27.00	6.000								
	(8, 1)	2.0		8	0	0	0	2	2	0	0	0	0	10	18	0.00	1.000								

Pittsburgh Pirates @ Montreal Expos
Olympic Stadium, Montreal, QB
Wed Jul 13 1977, 7:05 PM EDT
Att: 22,799 - Unknown

AB 37
R 6
H 13
RBI 6
BB 2
SO 6
LOB 12

Batter	1	2	3	4	5	6	7	8	9	AB	R	H	RBI	BB	SO	LOB	BOTTOM								
Dave Cash, R OBP: 0.340, SLG: 0.355 (1, 4)										4	0	0	0	0	0	1									
Chris Speier, R OBP: 0.332, SLG: 0.325 (1, 6)										3	0	0	0	1	0	0									
Larry Parrish, R OBP: 0.313, SLG: 0.391 (1, 5)										4	0	1	0	0	1	1									
Tony Perez, R OBP: 0.327, SLG: 0.429 (1, 3)										4	0	0	0	0	0	2									
Gary Carter, R OBP: 0.345, SLG: 0.494 (1, 2)										3	1	2	1	1	0	0									
Warren Cromartie, L OBP: 0.345, SLG: 0.428 (8, 7)										3	0	1	0	1	0	1									
Sam Mejias, R OBP: 0.325, SLG: 0.605 (1, 8)										4	0	1	0	0	1	3									
Pete Mackanin, R OBP: 0.298, SLG: 0.386 Del Unser, L OBP: 0.335, SLG: 0.462 (7, PH) (8, 9)										2	0	1	0	0	0	1									
Steve Rogers, R OBP: 0.155, SLG: 0.109 Willi McEnaney, L Wayne Garrett, L OBP: 0.370, SLG: 0.356 Santo Alcala, R OBP: 0.053, SLG: 0.211 Jose Morales, R OBP: 0.220, SLG: 0.289 (9, PH)	(1, 1)	6.1	W	24	4	1	1	0	2	0	0	0	0	22	30	1.42	0.947								
	(7, 1)	2.2		12	2	0	0	3	2	0	0	0	0	16	24	0.00	1.500								
Inning Stats	R: 0 E: 0 K: 0 S: 4	H: 1 LOB: 1 BB: 0 P: 4	R: 1 E: 0 K: 0 S: 4	H: 2 LOB: 0 BB: 0 P: 4	R: 0 E: 0 K: 0 S: 3	H: 0 LOB: 0 BB: 0 P: 3	R: 0 E: 0 K: 0 S: 3	H: 0 LOB: 1 BB: 1 P: 7	R: 0 E: 0 K: 0 S: 4	H: 1 LOB: 1 BB: 0 P: 4	R: 0 E: 0 K: 0 S: 3	H: 0 LOB: 0 BB: 0 P: 3	R: 0 E: 0 K: 1 S: 5	H: 0 LOB: 2 BB: 2 P: 13	R: 0 E: 0 K: 1 S: 5	H: 0 LOB: 1 BB: 1 P: 9	R: 0 E: 0 K: 1 S: 7	H: 2 LOB: 2 BB: 0 P: 7	1B: 5 2B: 0 3B: 0 HR: 1	SF: 0 SAC: 1 DP: 1 HBP: 0	WP: 0 PB: 0 SB: 0 CS: 0	PA: 36			
PITCHER	IP	WLS	BF	H	R	ER	SO	BB	IBB	HBP	BLK	WP	HR	S	P	ERA	WHIP								
John Candelaria, L ERA: 2.82 Kent Tekulve, R ERA: 2.79	(1, 1)	6.1	W	24	4	1	1	0	2	0	0	0	0	22	30	1.42	0.947								
	(7, 1)	2.2		12	2	0	0	3	2	0	0	0	0	16	24	0.00	1.500								

Pittsburgh Pirates @ Montreal Expos
Olympic Stadium, Montreal, QB
Wed Jul 13 1977, 7:05 PM EDT
Att: 22,799 - Unknown

AB 31
R 1
H 6
RBI 1
BB 4
SO 3
LOB 15

Batter	1	2	3	4	5	6	7	8	9	10	11	12	13	14	AB	R	H	RBI	BB	SO	LOB	TOP					
Lou Brock , L ERA: 3.15, SLG: 0.381 Randy Garber , R ERA: 4.00, SLG: 0.222 Dave Stenhouse , R ERA: 3.15, SLG: 0.222 Butch Metzger , R ERA: 4.00, SLG: 0.222 Al Hrabosky , L ERA: 4.58 Don Kessinger , S ERA: 3.15, SLG: 0.222 Tom Underwood , L ERA: 5.41	4-3	G1-6-3			2B	G5-4-3		FC6-4		K		F7			4	1	0	0	1	0	4						
Gary Tomperton , S OBP: 0.321, SLG: 0.414	3B		F7		1B	2B		F8		4-3			E6		7	2	3	1	0	0	2						
Keith Hernandez , L OBP: 0.406, SLG: 0.469	3B		4-3		2B	K		F8					4-3		7	0	1	1	0	1	3						
Roger Freed , R OBP: 0.509, SLG: 0.595 Hector Cruz , R OBP: 0.352, SLG: 0.371	K		E5		1B	1B		5-3					F8		3	0	2	0	0	1	1						
Ted Simmons , S OBP: 0.421, SLG: 0.541	F9		F9		1B	1B		BB					6-3		3	0	0	0	1	0	1						
Tony Scott , S OBP: 0.385, SLG: 0.430	2B		F5		F8			BB					6-3		6	0	3	1	1	0	3						
Ken Reitz , R OBP: 0.324, SLG: 0.485	2B		5-3		1B	1B		F9					4-3		5	1	1	0	2	0	3						
Mike Tyson , R OBP: 0.308, SLG: 0.355	5-3		5-3		1B	1B		F9					4-3		7	1	2	1	0	0	5						
Pete Falcone , L ERA: 5.23 Clay Carroll , R ERA: 3.61 John Urrea , R ERA: 3.61 Randy Eastwick , R ERA: 2.86 Butch Metzger , R ERA: 4.05	1B		1-3		BB	1B		F9		2B			K		1	0	1	1	0	0	0						
Inning Stats	R: 1 E: 0 K: 1 S: 7	H: 2 LOB: 1 BB: 0 P: 7	R: 2 E: 0 K: 0 S: 5	H: 3 LOB: 0 BB: 0 P: 5	R: 0 E: 1 K: 0 S: 4	H: 1 LOB: 1 BB: 0 P: 4	R: 0 E: 0 K: 0 S: 3	H: 0 LOB: 0 BB: 0 P: 3	R: 2 E: 0 K: 1 S: 8	H: 3 LOB: 2 BB: 1 P: 12	R: 0 E: 0 K: 0 S: 3	H: 1 LOB: 3 BB: 2 P: 7	R: 0 E: 0 K: 0 S: 3	H: 0 LOB: 1 BB: 1 P: 10	R: 0 E: 0 K: 1 S: 5	H: 0 LOB: 0 BB: 0 P: 5	R: 0 E: 1 K: 0 S: 4	H: 0 LOB: 1 BB: 0 P: 4	R: 0 E: 0 K: 0 S: 3	H: 0 LOB: 0 BB: 0 P: 3	1B: 9 2B: 5 3B: 1 HR: 0	SF: 0 SAC: 0 DP: 2 HBP: 0	WP: 0 PB: 0 SB: 2 CS: 1	PA: 62			
PITCHER	IP	WLS	BF	H	R	ER	SO	BB	IBB	HBP	BLK	WP	HR	S	P	ERA	WHIP										
Jackie Brown , R ERA: 3.59	5.0		24	9	5	5	2	0	0	0	0	0	0	14	30	0.00	2.000										
Don Stanhouse , R ERA: 4.49	4.0	18	4	0	0	0	4	0	0	0	0	0	0	10	18	4.50	1.500										
Santo Alcala , R ERA: 6.29	2.0	10	2	1	1	1	1	1	0	0	0	0	0	9	9	0.00	0.000										
Joe Kerrigan , R ERA: 2.86	2.0	7	0	0	0	1	0	0	0	0	0	0	0	9	9	0.00	0.000										
Bill Atkinson , R ERA: 3.48	1.0	W	3	0	0	0	0	0	0	0	0	0	0	3	3	0.00	0.000										

St. Louis Cardinals @ Montreal Expos
Olympic Stadium, Montreal, QB
Fri Jul 15 1977, 7:05 PM EDT
Att: 16,146 - Unknown


AB: 55
R: 6
H: 15
RBI: 6
BB: 7
SO: 4
LOB: 26





Batter	1	2	3	4	5	6	7	8	9	10	11	12	13	14	AB	R	H	RBI	BB	SO	LOB	BOTTOM						
Dave Cash , R OBP: 0.343, SLG: 0.355	1B		SH5-4	4-3		F8				SH3-4		F9			5	1	2	1	1	0	1							
Chris Speier , R OBP: 0.332, SLG: 0.323	1-3		SH5-4		5-3			6-3					F8		5	0	1	0	1	0	3							
Ellis Valentine , R ERA: 4.59 Santo Alcala , R ERA: 6.29 Joe Kerrigan , R ERA: 2.86 Bill Atkinson , R ERA: 3.48	F3		FC		1B			1-3		L5-4		P4		K	5	1	1	1	0	0	3							
Tony Perez , R OBP: 0.326, SLG: 0.425	K		F7		FC4-6			F9						K	7	0	2	0	0	2	2							
Gary Carter , R OBP: 0.350, SLG: 0.509	F9		HR		K			K		2B		1B		FC3-6	6	2	3	3	1	2	2							
Warren Cromartie , L OBP: 0.344, SLG: 0.427			FC4-6		FC4-6			F5		K		FC3-6		FC4	6	1	1	0	1	1	5							
Andre Dawson , R OBP: 0.336, SLG: 0.498	F7		2B		4-3			5-3		1B		K		1B	6	0	3	1	1	1	3							
Larry Parrish , R OBP: 0.313, SLG: 0.387 Wayne Garrett , L OBP: 0.367, SLG: 0.353			1B		1-3			P5		K		L5		SH3	2	1	0	0	1	0	1							
Sam Mejias , R OBP: 0.317, SLG: 0.590 Pepe Frias , R OBP: 0.194, SLG: 0.226			1B		1-3			1B					SH3	1B	1	0	0	0	0	0	1							
Jackie Brown , R OBP: 0.143, SLG: 0.118 Don Stanhouse , R OBP: 0.257, SLG: 0.324 Del Unser , L OBP: 0.337, SLG: 0.459			BB		2B			5-3		1B		P3		SH3	2	1	1	0	0	1	0							
Inning Stats	R: 0 E: 0 K: 0 S: 3	H: 1 LOB: 0 BB: 0 P: 3	R: 0 E: 0 K: 1 S: 5	H: 0 LOB: 1 BB: 1 P: 9	R: 5 E: 0 K: 0 S: 8	H: 4 LOB: 1 BB: 1 P: 12	R: 0 E: 0 K: 1 S: 5	H: 0 LOB: 0 BB: 0 P: 5	R: 0 E: 0 K: 1 S: 7	H: 2 LOB: 2 BB: 0 P: 7	R: 0 E: 0 K: 0 S: 4	H: 0 LOB: 0 BB: 0 P: 4	R: 0 E: 0 K: 0 S: 3	H: 1 LOB: 1 BB: 1 P: 8	R: 0 E: 0 K: 1 S: 2	H: 0 LOB: 1 BB: 0 P: 10	R: 0 E: 0 K: 0 S: 4	H: 1 LOB: 1 BB: 0 P: 4	R: 0 E: 0 K: 1 S: 6	H: 2 LOB: 0 BB: 0 P: 6	R: 0 E: 1 K: 0 S: 6	H: 1 LOB: 2 BB: 1 P: 10	R: 1 E: 1 K: 1 S: 5	H: 1 LOB: 2 BB: 2 P: 13	1B: 12 2B: 4 3B: 0 HR: 1	SF: 0 SAC: 3 DP: 1 HBP: 0	WP: 0 PB: 0 SB: 1 CS: 1	PA: 62
PITCHER	IP	WLS	BF	H	R	ER	SO	BB	IBB	HBP	BLK	WP	HR	S	P	ERA	WHIP											
Pete Falcone , L ERA: 5.23	2.2		15	5	5	5	1	0	0	0	0	0	0	15	23	16.88	2.625											
Al Hrabosky , L ERA: 4.58	1.2		7	2	0	0	0	0	0	0	0	0	0	13	13	0.00	0.857											
Tom Underwood , L ERA: 5.41	2.2	L	14	4	1	0	3	1	2	0	0	0	0	17	29	0.00	1.875											

St. Louis Cardinals @ Montreal Expos
Olympic Stadium, Montreal, QB
Fri Jul 15 1977, 7:05 PM EDT
Att: 16,146 - Unknown

AB: 52
R: 7
H: 16
RBI: 7
BB: 7
SO: 9
LOB: 26



Batter	1	2	3	4	5	6	7	8	9	AB	R	H	RBI	BB	SO	LOB	TOP			
Lou Brock, L (1, 7) OBP: 0.317, SLG: 0.382	0-3 K			0-0 4-3		0-0 F7			0-0 2B	4	0	1	0	0	1	0	St. Louis Cardinals @ Montreal Expos Olympic Stadium, Montreal, QB Sat Jul 16 1977, 7:05 PM EDT Att: 30,102 - Unknown livebaseballscores.com AB 30 R 0 H 3 RBI 0 BB 1 SO 6 LOB 7 			
Jerry Mumphy, S (1, 9) OBP: 0.394, SLG: 0.456	0-0 4-3			0-0 1-3			0-0 4-3		4-0 BB	3	0	0	0	1	0	0				
Keith Hernandez, L (1, 3) OBP: 0.404, SLG: 0.466	0-3 K			0-0 1B			0-0 4-3		0-0 P4	4	0	1	0	0	1	2				
Ted Simmons, S (1, 2) OBP: 0.416, SLG: 0.534		0-0 3-1		0-0 F7			0-0 6-3		0-0 F8	4	0	0	0	0	0	3				
Tony Scott, S (1, 8) OBP: 0.380, SLG: 0.424	0-3 K				0-0 5-3			0-3 K		3	0	0	0	0	2	0				
Ken Reitz, R (1, 5) OBP: 0.324, SLG: 0.464	0-3 K				0-0 F9			0-0 1B		3	0	1	0	0	1	0				
Mike Phillips, L (1, 4) OBP: 0.227, SLG: 0.250			0-0 G3		0-0 P6			0-0 F9		3	0	0	0	0	0	1				
Don Kessinger, S (1, 6) OBP: 0.317, SLG: 0.271			0-0 L6			0-0 F8		0-0 F8		3	0	0	0	0	0	1				
Larry Dierker, R (1, 1) John Urrea, R (1, 1) Dane Iorg, L (6, PH) Butch Metzger, R (6, 1) Gary Templeton, S (9, PH)			0-3 K			0-0 F7			0-0 4-3	0	0	0	0	0	0	0				
Inning Stats	R: 0 H: 0 E: 0 K: 2 S: 7	H: 0 LOB: 0 BB: 0 P: 7	R: 0 H: 0 E: 0 K: 2 S: 7	H: 0 LOB: 0 BB: 0 P: 7	R: 0 H: 0 E: 0 K: 1 S: 5	H: 0 LOB: 0 BB: 0 P: 5	R: 0 H: 1 E: 0 K: 0 S: 4	H: 1 LOB: 1 BB: 0 P: 4	R: 0 H: 0 E: 0 K: 0 S: 3	H: 0 LOB: 0 BB: 0 P: 3	R: 0 H: 0 E: 0 K: 0 S: 3	H: 0 LOB: 0 BB: 0 P: 3	R: 0 H: 0 E: 0 K: 1 S: 6	H: 1 LOB: 1 BB: 0 P: 6	R: 0 H: 1 E: 0 K: 0 S: 4	H: 1 LOB: 2 BB: 1 P: 8		1B: 2 2B: 1 3B: 0 HR: 0	SF: 0 SAC: 0 DP: 0 HBP: 0	WP: 0 PB: 0 SB: 0 CS: 0
PITCHER Stan Bahnsen, R (1, 1) ERA: 5.16	IP: 9.0 WLS: W BF: 31 H: 3 R: 0 ER: 0 SO: 6 BB: 1 IBB: 0 HBP: 0 BLK: 0 WP: 0 HR: 0 S: 42 P: 46 ERA: 0.00 WHIP: 0.444																			

Batter	1	2	3	4	5	6	7	8	9	AB	R	H	RBI	BB	SO	LOB	BOTTOM			
Dave Cash, R (1, 4) OBP: 0.339, SLG: 0.351	0-0 2-3	0-0 6-3			0-0 4-3			0-0 6-3		4	0	0	0	0	0	0	St. Louis Cardinals @ Montreal Expos Olympic Stadium, Montreal, QB Sat Jul 16 1977, 7:05 PM EDT Att: 30,102 - Unknown livebaseballscores.com AB 28 R 3 H 4 RBI 3 BB 2 SO 6 LOB 3 			
Chris Speier, R (1, 6) OBP: 0.331, SLG: 0.332	0-0 HR	0-3 K			0-0 F8			0-0 F8		4	1	1	1	0	1	0				
Ellis Valentine, R (1, 9) OBP: 0.358, SLG: 0.550	0-0 5-3		0-0 4-3		0-0 F8			0-0 6-3		4	0	0	0	0	0	0				
Tony Perez, R (1, 3) OBP: 0.326, SLG: 0.422	4-0 BB 1B		0-3 K		0-0 F8		0-0 F8			2	1	0	0	1	1	0				
Gary Carter, R (1, 2) OBP: 0.350, SLG: 0.505	4-0 BB 1B		0-3 K			0-0 K				2	1	0	0	1	2	0				
Warren Cromartie, L (1, 7) OBP: 0.344, SLG: 0.426	0-0 1B 1-3 2H			0-0 F7		0-0 L3				3	0	1	1	0	0	0				
Andre Dawson, R (1, 8) OBP: 0.336, SLG: 0.496	0-0 1B			0-0 F9			0-0 F7			3	0	1	1	0	0	0				
Wayne Garrett, L (1, 5) OBP: 0.366, SLG: 0.362	0-0 G3			0-0 2B			0-3 K			3	0	1	0	0	1	2				
Stan Bahnsen, R (1, 1) OBP: 0.111, SLG: 0.118		0-3 K		0-0 5-3			0-0 F8			3	0	0	0	0	1	1				
Inning Stats	R: 3 H: 3 E: 0 K: 0 S: 6	H: 3 LOB: 2 BB: 2 P: 14	R: 0 H: 0 E: 0 K: 2 S: 7	H: 0 LOB: 0 BB: 0 P: 7	R: 0 H: 0 E: 0 K: 2 S: 7	H: 0 LOB: 0 BB: 0 P: 7	R: 0 H: 1 E: 0 K: 0 S: 4	H: 1 LOB: 1 BB: 0 P: 4	R: 0 H: 0 E: 0 K: 1 S: 5	H: 0 LOB: 0 BB: 0 P: 5	R: 0 H: 0 E: 0 K: 1 S: 5	H: 0 LOB: 0 BB: 0 P: 5	R: 0 H: 0 E: 0 K: 0 S: 3	H: 0 LOB: 0 BB: 0 P: 3	R: 0 H: 0 E: 0 K: 0 S: 3	H: 0 LOB: 0 BB: 0 P: 3		1B: 2 2B: 1 3B: 0 HR: 1	SF: 0 SAC: 0 DP: 0 HBP: 0	WP: 0 PB: 0 SB: 0 CS: 0
PITCHER Larry Dierker, R (1, 1) ERA: 4.7 John Urrea, R (1, 1) ERA: 3.34 Butch Metzger, R (6, 1) ERA: 3.88	IP: 0.2 WLS: L BF: 7 H: 1 R: 0 ER: 0 SO: 3 BB: 2 IBB: 0 HBP: 0 BLK: 0 WP: 0 HR: 1 S: 5 P: 13 ERA: 40.50 WHIP: 7.500																			

Batter	1	2	3	4	5	6	7	8	9	AB	R	H	RBI	BB	SO	LOB	TOP		
Jerry Mumphrey, S (1, 9) OBP: 0.394, SLG: 0.462	0-3 K	4-0 3B BB		0-0 5-3			0-0 F7		0-0 1B 3B	4	2	1	1	1	1	0			
Gary Templeton, S (1, 6) OBP: 0.324, SLG: 0.423	0-0 3B 2B	0-0 1-H 2-H 2B 3B		0-3 K			0-0 G3		0-0 CS 1B	5	2	3	3	0	1	0			
Tony Scott, S (1, 8) OBP: 0.377, SLG: 0.424	0-3 K	0-0 3-H 2B		0-0 P6			0-3 K		0-0 F8 1-2	5	0	1	1	0	2	2			
Dave Rader, L (1, 2) OBP: 0.344, SLG: 0.448	0-0 2-H 3B	0-3 K			0-0 F7			0-3 K	0-0 2B	5	0	2	1	0	2	1			
Keith Hernandez, L (1, 3) OBP: 0.404, SLG: 0.462	1-0 HBP	0-0 4-3			0-0 F7			0-0 F8	4-0 FC5-4 IBB	3	0	0	0	1	0	1			
Ken Reitz, R (1, 5) OBP: 0.322, SLG: 0.463	0-0 6-3		0-0 P4		0-0 F9			0-0 2B	0-0 FC5-4 1-2	5	0	1	0	0	0	4			
Dane Iorg, L (1, 7) Hector Cruz, R (6, 7) OBP: 0.355, SLG: 0.371		0-0 F7		0-0 1B		0-0 G3		4-0 FC4-6 BB		3	0	1	0	0	0	0			
Mike Tyson, R (1, 4) OBP: 0.307, SLG: 0.358		0-0 2B 2B		0-0 F2		0-0 6-3		0-0 FC4-6 1-2		4	1	1	0	0	0	3			
Eric Rasmussen, R (1, 1) Rawly Eastwick, R (9, 1) Clay Carroll, R (9, 1) OBP: 0.100, SLG: 0.100		0-0 2-H 3B 2B		0-3 K		0-0 6-3		0-0 2B	0-0 3B 2B	4	2	2	1	0	1	1			
Inning Stats	R: 1 E: 0 K: 2 S: 9	H: 2 LOB: 2 BB: 0 P: 10	R: 4 E: 0 K: 1 S: 9	H: 4 LOB: 1 BB: 1 P: 13	R: 0 E: 0 K: 1 S: 6	H: 1 LOB: 1 BB: 0 P: 6	R: 0 E: 0 K: 1 S: 5	H: 0 LOB: 0 BB: 0 P: 5	R: 0 E: 0 K: 0 S: 3	H: 0 LOB: 0 BB: 0 P: 3	R: 0 E: 0 K: 1 S: 5	H: 0 LOB: 0 BB: 0 P: 5	R: 0 E: 0 K: 1 S: 6	H: 1 LOB: 2 BB: 1 P: 10	R: 2 E: 0 K: 0 S: 6	H: 4 LOB: 2 BB: 1 P: 10	1B: 2 2B: 7 3B: 3 HR: 0	SF: 0 SAC: 0 DP: 0 HBP: 1	WP: 0 PA: 42 PB: 0 SB: 0 CS: 1
PITCHER	IP	WLS	BF	H	R	ER	SO	BB	IBB	HBP	BLK	WP	HR	S	P	ERA	WHIP		
Wayne Twitchell, R (1, 1) ERA: 4.55	1.1		12	6	5	5	2	1	0	1	0	0	0	14	19	33.75	5.250		
Don Stanhouse, R (2, 1) ERA: 4.45	0.2		2	0	0	0	1	0	0	0	0	0	0	4	4	0.00	0.000		
Santo Alcala, R (3, 1) ERA: 6.11	2.0		7	1	0	0	2	0	0	0	0	0	0	11	11	0.00	0.500		
Joe Kerrigan, R (5, 1) ERA: 2.45	3.0		9	0	0	0	1	0	0	0	0	0	0	11	11	0.00	0.000		
Willi McEnaney, L (8, 1) ERA: 3.99	0.2		3	1	0	0	1	0	0	0	0	0	0	5	5	0.00	1.500		

St. Louis Cardinals @ Montreal Expos
Olympic Stadium, Montreal, QB
Sun Jul 17 1977, 7:05 PM EDT
Att: 30,521 - Unknown

AB	38
R	7
H	12
RBI	7
BB	3
SO	7
LOB	12



Batter	1	2	3	4	5	6	7	8	9	AB	R	H	RBI	BB	SO	LOB	BOTTOM		
Dave Cash, R (1, 4) OBP: 0.345, SLG: 0.360	0-0 S 1B	0-0 1-2 1B		0-0 2B			0-0 G5-4-3 1-2		0-0 2B BB 1B	5	1	4	0	0	0	1			
Chris Speier, R (1, 6) OBP: 0.329, SLG: 0.333	0-3 K 1-2	0-0 1-3		0-0 F9			0-0 L1		0-0 BB SF8 2B	5	1	1	2	0	1	4			
Ellis Valentine, R (1, 9) OBP: 0.355, SLG: 0.543	0-0 F3		0-3 K		0-0 F8			0-3 K	4-0 BB IBB	4	0	0	0	1	2	1			
Tony Perez, R (1, 3) Pepe Frias, R (9, PR) OBP: 0.194, SLG: 0.226	4-0 BB		0-3 K		0-0 F5			0-0 E6	4-0 1-2 2-3 3-H BB	3	0	0	1	2	1	0			
Gary Carter, R (1, 2) OBP: 0.344, SLG: 0.498	0-0 F9		0-0 5-3		0-0 P6			0-0 F8	0-0 SF8	4	0	0	1	0	0	3			
Warren Cromartie, L (1, 7) OBP: 0.366, SLG: 0.435		0-0 HR		0-0 3B 1B		0-0 F8		0-0 F7		4	2	2	1	0	0	1			
Andre Dawson, R (1, 8) OBP: 0.338, SLG: 0.511		0-3 K		0-0 1-H SF7 3B		0-3 K		0-0 1B 3B		4	2	2	1	0	2	0			
Wayne Garrett, L (1, 5) OBP: 0.370, SLG: 0.364		4-0 1B BB		0-0 SF7		0-0 L4		0-0 1B 1B 2B 1B		2	1	1	2	1	0	0			
Wayne Twitchell, R (1, 1) Don Stanhouse, R (2, 1) Santo Alcala, R (3, 1) Joe Kerrigan, R (5, 1) Willi McEnaney, L (8, 1) ERA: 3.87		0-3 K		0-3 K		0-0 G5-4-3 1B		0-0 1B		0	0	0	0	0	0	0			
Inning Stats	R: 0 E: 0 K: 1 S: 6	H: 1 LOB: 2 BB: 1 P: 10	R: 1 E: 0 K: 2 S: 9	H: 2 LOB: 2 BB: 1 P: 13	R: 0 E: 0 K: 2 S: 7	H: 0 LOB: 0 BB: 0 P: 7	R: 2 E: 0 K: 1 S: 8	H: 3 LOB: 1 BB: 0 P: 8	R: 0 E: 0 K: 0 S: 3	H: 0 LOB: 0 BB: 0 P: 3	R: 0 E: 0 K: 1 S: 5	H: 1 LOB: 0 BB: 0 P: 3	R: 0 E: 1 K: 1 S: 6	H: 0 LOB: 1 BB: 0 P: 6	R: 5 E: 0 K: 0 S: 6	H: 5 LOB: 2 BB: 2 P: 14	1B: 7 2B: 2 3B: 2 HR: 1	SF: 2 SAC: 0 DP: 1 HBP: 0	WP: 0 PA: 41 PB: 0 SB: 1 CS: 0
PITCHER	IP	WLS	BF	H	R	ER	SO	BB	IBB	HBP	BLK	WP	HR	S	P	ERA	WHIP		
Eric Rasmussen, R (1, 1) ERA: 3.87	8.0		36	10	6	6	8	2	0	0	0	0	0	50	58	6.75	1.500		
Rawly Eastwick, R (9, 1) ERA: 3.14	0.0	L	3	2	0	0	0	0	1	0	0	0	0	2	6				
Clay Carroll, R (9, 1) ERA: 2.09	0.1		2	0	2	2	0	1	0	0	0	0	0	1	5	54.00	3.000		

St. Louis Cardinals @ Montreal Expos
Olympic Stadium, Montreal, QB
Sun Jul 17 1977, 7:05 PM EDT
Att: 30,521 - Unknown

AB	35
R	8
H	12
RBI	8
BB	4
SO	8
LOB	11



Batter	1	2	3	4	5	6	7	8	9	AB	R	H	RBI	BB	SO	LOB	TOP										
Dave Cash, R OBP: 0.344, SLG: 0.359 (1, 4)	5-3		K				F3			4	1	1	0	0	1	0	Montreal Expos @ Los Angeles Dodgers Dodger Stadium, Los Angeles, CA Thu Jul 21 1977, 7:05 PM PDT Att: 35,833 - Unknown livebaseballscorecards.com										
Chris Speier, R OBP: 0.331, SLG: 0.336 (1, 6)	K						K			4	2	2	0	0	2	0											
Ellis Valentine, R OBP: 0.354, SLG: 0.538 (1, 9)	6-3									3	1	0	0	1	0	1											
Tony Perez, R OBP: 0.327, SLG: 0.419 (1, 3)		F8								4	0	1	3	0	0	1											
Gary Carter, R OBP: 0.343, SLG: 0.495 (1, 2)	K									4	0	1	1	0	2	1											
Warren Cromartie, L OBP: 0.345, SLG: 0.436 (1, 7)										4	0	1	0	0	0	1											
Andre Dawson, R OBP: 0.333, SLG: 0.504 (1, 8)	5-3									4	0	0	0	0	0	3											
Wayne Garrett, L OBP: 0.359, SLG: 0.351 (1, 5)										4	0	0	0	0	0	0											
Steve Rogers, R OBP: 0.148, SLG: 0.103 (1, 1)			K				K			3	0	0	0	0	2	0											
Inning Stats	R: 0 E: 0 K: 1 S: 5	H: 0 LOB: 0 BB: 0 P: 5	R: 0 E: 0 K: 1 S: 6	H: 1 LOB: 1 BB: 0 P: 6	R: 0 E: 0 K: 2 S: 7	H: 0 LOB: 0 BB: 0 P: 7	R: 1 E: 1 K: 0 S: 6	H: 2 LOB: 2 BB: 0 P: 6	R: 3 E: 0 K: 0 S: 6	H: 3 LOB: 1 BB: 1 P: 10	R: 0 E: 0 K: 0 S: 3	H: 0 LOB: 0 BB: 0 P: 3	R: 0 E: 0 K: 1 S: 7	H: 0 LOB: 0 BB: 0 P: 7	R: 0 E: 0 K: 1 S: 5	H: 0 LOB: 0 BB: 0 P: 5	R: 0 E: 0 K: 0 S: 3	H: 0 LOB: 0 BB: 0 P: 3	R: 0 E: 0 K: 1 S: 6	H: 0 LOB: 0 BB: 0 P: 6	1B: 4 2B: 2 3B: 0 HR: 0	SF: 0 SAC: 0 DP: 0 HBP: 0	WP: 0 PB: 0 SB: 0 CS: 0	PA: 35			
PITCHER	IP	WLS	BF	H	R	ER	SO	BB	IBB	HBP	BLK	WP	HR	S	P	ERA	WHIP										
Rick Rhoden, R ERA: 4.1 (1, 1)	6.0	L	26	6	4	4	4	1	0	0	0	0	0	33	37	6.00	1.167										
Elias Sosa, R ERA: 2.7 (7, 1)	2.0		6	0	0	0	3	0	0	0	0	0	0	12	12	0.00	0.000										
Charlie Hough, R ERA: 3.35 (9, 1)	1.0		3	0	0	0	0	0	0	0	0	0	0	3	3	0.00	0.000										

Batter	1	2	3	4	5	6	7	8	9	AB	R	H	RBI	BB	SO	LOB	BOTTOM										
Davey Lopes, R OBP: 0.363, SLG: 0.398 (1, 4)	F9		K							4	0	0	0	0	2	1	Montreal Expos @ Los Angeles Dodgers Dodger Stadium, Los Angeles, CA Thu Jul 21 1977, 7:05 PM PDT Att: 35,833 - Unknown livebaseballscorecards.com										
Bill Russell, R OBP: 0.305, SLG: 0.372 (1, 6)	F9									4	0	1	0	0	0	0											
Reggie Smith, S OBP: 0.437, SLG: 0.582 (1, 9)										3	0	1	0	1	0	2											
Ron Cey, R OBP: 0.394, SLG: 0.497 (1, 5)	K									3	0	0	0	0	1	2											
Steve Garvey, R OBP: 0.333, SLG: 0.521 (1, 3)										3	0	1	0	0	0	1											
Lee Lacy, R OBP: 0.313, SLG: 0.454 (1, 7)										3	0	0	0	0	1	1											
John Hale, L OBP: 0.345, SLG: 0.370 (1, 8)										3	0	0	0	0	2	0											
Steve Yeager, R OBP: 0.372, SLG: 0.490 Charlie Hough, R OBP: 0.105, SLG: 0.222 (9, 1)										3	0	0	0	0	2	0											
Rick Rhoden, R OBP: 0.229, SLG: 0.354 Ed Goodson, L OBP: 0.235, SLG: 0.333 Elias Sosa, R OBP: 0.333, SLG: 0.333 Johnny Oates, L OBP: 0.380, SLG: 0.435 (1, 1)										1	0	0	0	0	0	0											
Inning Stats	R: 0 E: 0 K: 1 S: 5	H: 0 LOB: 1 BB: 1 P: 9	R: 0 E: 0 K: 0 S: 3	H: 1 LOB: 0 BB: 0 P: 3	R: 0 E: 0 K: 2 S: 7	H: 0 LOB: 0 BB: 0 P: 7	R: 0 E: 0 K: 0 S: 3	H: 0 LOB: 0 BB: 0 P: 3	R: 0 E: 0 K: 1 S: 5	H: 0 LOB: 0 BB: 0 P: 5	R: 0 E: 0 K: 0 S: 3	H: 0 LOB: 0 BB: 0 P: 3	R: 0 E: 0 K: 3 S: 9	H: 1 LOB: 1 BB: 0 P: 4	R: 0 E: 0 K: 3 S: 9	H: 0 LOB: 0 BB: 0 P: 9	R: 0 E: 0 K: 1 S: 6	H: 2 LOB: 1 BB: 0 P: 6	1B: 4 2B: 0 3B: 0 HR: 0	SF: 0 SAC: 0 DP: 1 HBP: 0	WP: 0 PB: 0 SB: 0 CS: 1	PA: 30					
PITCHER	IP	WLS	BF	H	R	ER	SO	BB	IBB	HBP	BLK	WP	HR	S	P	ERA	WHIP										
Steve Rogers, R ERA: 2.76 (1, 1)	9.0	W	30	4	0	0	8	1	0	0	0	0	0	45	49	0.00	0.556										

Batter	1	2	3	4	5	6	7	8	9	AB	R	H	RBI	BB	SO	LOB	TOP					
Dave Cash, R OBP: 0.343, SLG: 0.361 (1, 4)										4	0	1	0	0	1	0	Montreal Expos @ Los Angeles Dodgers Dodger Stadium, Los Angeles, CA Fri Jul 22 1977, 7:05 PM PDT Att: 41,851 - Unknown					
Chris Speier, R OBP: 0.330, SLG: 0.338 (1, 6)										4	0	1	0	0	1							
Ellis Valentine, R OBP: 0.350, SLG: 0.532 (1, 9)										4	0	0	0	0	2							
Tony Perez, R OBP: 0.326, SLG: 0.415 (1, 3)										3	0	0	0	1	1							
Warren Cromartie, L OBP: 0.344, SLG: 0.442 (1, 7)										4	1	1	1	0	0	1						
Gary Carter, R OBP: 0.340, SLG: 0.490 (1, 2)										3	0	0	0	0	1							
Del Unser, L OBP: 0.341, SLG: 0.478 (1, 8)										3	1	1	1	0	1							
Wayne Garrett, L OBP: 0.351, SLG: 0.342 (1, 5)										3	0	0	0	0	0							
Jackie Brown, R OBP: 0.132, SLG: 0.108 (1, 1)										3	0	0	0	0	3	0						
Inning Stats	R: 0 E: 0 K: 0 S: 4	H: 1 LOB: 1 BB: 0 P: 4	R: 1 E: 0 K: 1 S: 6	H: 1 LOB: 0 BB: 0 P: 6	R: 0 E: 0 K: 1 S: 6	H: 1 LOB: 1 BB: 0 P: 6	R: 0 E: 0 K: 2 S: 7	H: 0 LOB: 0 BB: 0 P: 7	R: 1 E: 0 K: 0 S: 6	H: 1 LOB: 0 BB: 0 P: 6	R: 0 E: 0 K: 0 S: 3	H: 0 LOB: 1 BB: 1 P: 7	R: 0 E: 0 K: 0 S: 3	H: 0 LOB: 0 BB: 0 P: 3	R: 0 E: 0 K: 3 S: 9	H: 0 LOB: 0 BB: 0 P: 9		R: 0 E: 0 K: 0 S: 3	H: 0 LOB: 0 BB: 0 P: 3	1B: 0 2B: 2 3B: 0 HR: 2	SF: 0 SAC: 0 DP: 0 HBP: 0	WP: 0 PB: 0 CS: 0
PITCHER	IP	WLS	BF	H	R	ER	SO	BB	IBB	HBP	BLK	WP	HR	S	P	ERA	WHIP					
Burt Hooton, R ERA: 2.64 (1, 1)	7.0	L	26	4	2	2	5	1	0	0	0	0	2	35	39	2.57	0.714					
Mike Garman, R ERA: 2.34 (8, 1)	2.0		6	0	0	0	3	0	0	0	0	0	0	12	12	0.00	0.000					

AB	31
R	2
H	4
RBI	2
BB	1
SO	8
LOB	5



Batter	1	2	3	4	5	6	7	8	9	AB	R	H	RBI	BB	SO	LOB	BOTTOM					
Davey Lopes, R OBP: 0.364, SLG: 0.399 (1, 4)										4	1	2	0	0	0	0	Montreal Expos @ Los Angeles Dodgers Dodger Stadium, Los Angeles, CA Fri Jul 22 1977, 7:05 PM PDT Att: 41,851 - Unknown					
Bill Russell, R OBP: 0.311, SLG: 0.370 (1, 6)										2	0	0	0	2	0	0						
Reggie Smith, S OBP: 0.435, SLG: 0.576 (1, 9)										3	0	0	0	1	0	4						
Ron Cey, R OBP: 0.395, SLG: 0.497 (1, 5)										2	0	1	1	1	0	2						
Steve Garvey, R OBP: 0.330, SLG: 0.517 (1, 3)										3	0	0	0	0	0	4						
John Hale, L OBP: 0.336, SLG: 0.359 (1, 8)										3	0	0	0	0	2	2						
Boog Powell, L OBP: 0.405, SLG: 0.267 (9, PH)										1	0	0	0	0	0	0						
Lee Lacy, R OBP: 0.311, SLG: 0.440 (1, 7)										3	0	0	0	1	1	2						
Steve Yeager, R OBP: 0.371, SLG: 0.486 (1, 2)										4	0	1	0	0	1	1						
Burt Hooton, R OBP: 0.190, SLG: 0.195 (1, 1)										2	0	0	0	0	0	1						
Ed Goodson, L OBP: 0.229, SLG: 0.324 (7, PH)										1	0	0	0	0	0	0						
Mike Garman, R (8, 1)										0	0	0	0	0	0	0						
Manny Mota, R OBP: 0.571, SLG: 0.467 (9, PH)										1	0	0	0	0	0	1						
Inning Stats	R: 1 E: 0 K: 0 S: 4	H: 1 LOB: 1 BB: 1 P: 8	R: 0 E: 0 K: 0 S: 4	H: 1 LOB: 2 BB: 1 P: 8	R: 0 E: 0 K: 2 S: 7	H: 0 LOB: 0 BB: 0 P: 7	R: 0 E: 0 K: 0 S: 3	H: 0 LOB: 2 BB: 2 P: 15	R: 0 E: 0 K: 0 S: 3	H: 0 LOB: 0 BB: 0 P: 3	R: 0 E: 0 K: 0 S: 4	H: 1 LOB: 1 BB: 0 P: 4	R: 0 E: 0 K: 0 S: 3	H: 0 LOB: 1 BB: 1 P: 7	1B: 4 2B: 0 3B: 0 HR: 0	SF: 1 SAC: 1 DP: 0 HBP: 0	WP: 0 PB: 0 CS: 0	PA: 36				
PITCHER	IP	WLS	BF	H	R	ER	SO	BB	IBB	HBP	BLK	WP	HR	S	P	ERA	WHIP					
Jackie Brown, R ERA: 3.4 (1, 1)	9.0	W	36	4	1	1	4	5	0	0	0	0	0	39	59	1.00	1.000					

AB	29
R	1
H	4
RBI	1
BB	5
SO	4
LOB	17



Batter	1	2	3	4	5	6	7	8	9	AB	R	H	RBI	BB	SO	LOB	TOP							
Dave Cash, R OBP: 0.341, SLG: 0.358 (1, 4)	5-3	F9				L6			5-3	5	1	1	0	0	0	2								
Chris Spier, R OBP: 0.326, SLG: 0.332 (1, 6)	F3		F8			K			F7	5	0	0	0	0	2	3								
Ellis Valentine, R OBP: 0.354, SLG: 0.536 (1, 9)	F9								F9	5	0	3	1	0	0	0								
Tony Perez, R OBP: 0.333, SLG: 0.422 (1, 3)										2	1	2	0	2	0	0								
Warren Cromartie, L OBP: 0.340, SLG: 0.437 (1, 7)										4	0	0	0	0	1	6								
Gary Carter, R OBP: 0.342, SLG: 0.493 (1, 2)										4	2	2	0	0	0	2								
Del Unser, L OBP: 0.350, SLG: 0.479 (1, 8)										2	1	1	0	2	0	0								
Wayne Garrett, L OBP: 0.355, SLG: 0.364 (1, 5)										4	1	2	4	0	0	1								
Stan Bahnsen, R OBP: 0.095, SLG: 0.100 Joe Kerrigan, R (8, 1)										3	0	0	1	0	1	3								
Inning Stats	R: 0 E: 0 K: 0 S: 3	H: 0 LOB: 0 BB: 0 P: 3	R: 4 E: 1 K: 0 S: 5	H: 2 LOB: 0 BB: 2 P: 13	R: 0 E: 0 K: 1 S: 6	H: 2 LOB: 1 BB: 0 P: 6	R: 0 E: 0 K: 0 S: 3	H: 0 LOB: 0 BB: 0 P: 3	R: 1 E: 0 K: 2 S: 10	H: 3 LOB: 2 BB: 0 P: 10	R: 1 E: 0 K: 1 S: 8	H: 3 LOB: 2 BB: 0 P: 8	R: 0 E: 0 K: 0 S: 3	H: 1 LOB: 1 BB: 1 P: 7	R: 0 E: 0 K: 0 S: 2	H: 0 LOB: 0 BB: 0 P: 6	R: 0 E: 0 K: 0 S: 3	H: 0 LOB: 0 BB: 0 P: 3	1B: 7 2B: 3 3B: 1 HR: 0	SF: 0 SAC: 1 DP: 2 HBP: 0	WP: 1 PB: 0 SB: 1 CS: 0	PA: 39		
PITCHER	IP	WLS	BF	H	R	ER	SO	BB	IBB	HBP	BLK	WP	HR	S	P	ERA	WHIP							
Don Sutton, R ERA: 2.87 Lance Rautzhan, L ERA Elias Sosa, R ERA: 2.55	(1, 1) 5.0	(6, 1) 2.0	(8, 1) 2.0	(1, 1) 5.0	(6, 1) 2.0	(8, 1) 2.0	(1, 1) 5.0	(6, 1) 2.0	(8, 1) 2.0	(1, 1) 5.0	(6, 1) 2.0	(8, 1) 2.0	(1, 1) 5.0	(6, 1) 2.0	(8, 1) 2.0	(1, 1) 5.0	(6, 1) 2.0	(8, 1) 2.0	(1, 1) 5.0	(6, 1) 2.0	(8, 1) 2.0	(1, 1) 5.0	(6, 1) 2.0	(8, 1) 2.0

Montreal Expos @ Los Angeles Dodgers
Dodger Stadium, Los Angeles, CA
Sat Jul 23 1977, 7:05 PM PDT
Att: 42,835 - Unknown

AB	34
R	6
H	11
RBI	6
BB	4
SO	4
LOB	17



Batter	1	2	3	4	5	6	7	8	9	AB	R	H	RBI	BB	SO	LOB	BOTTOM							
Davey Lopes, R OBP: 0.362, SLG: 0.394 (1, 4)	K								F7	4	0	0	0	1	2	3								
Bill Russell, R OBP: 0.311, SLG: 0.369 (1, 6)	P6									4	1	1	0	0	0	2								
Reggie Smith, S OBP: 0.433, SLG: 0.570 (1, 9)	K									3	0	0	0	1	1	2								
Ron Cey, R OBP: 0.393, SLG: 0.494 (1, 5)										4	0	1	3	0	0	2								
Steve Garvey, R OBP: 0.329, SLG: 0.514 (1, 3)										4	0	1	0	0	1	3								
John Hale, L OBP: 0.325, SLG: 0.346 (6, 7)										4	0	0	0	0	1	1								
Lee Lacy, R OBP: 0.305, SLG: 0.431 Elias Sosa, R OBP: 0.333, SLG: 0.333 Manny Mota, R (9, PH) OBP: 0.591, SLG: 0.500										2	0	0	0	0	0	1								
Steve Yeager, R OBP: 0.369, SLG: 0.494 (1, 2)										4	1	1	1	0	1	1								
Don Sutton, R OBP: 0.281, SLG: 0.298 Lance Rautzhan, R Glenn Burke, R Ed Goodson, L Boog Powell, L Ted Martinez, R	(1, 1) 5.1 (6, 1) (8, 1) (7, PH) (9, PH) (9, PH)	(1, 1) 5.1 (6, 1) (8, 1) (7, PH) (9, PH) (9, PH)	(1, 1) 5.1 (6, 1) (8, 1) (7, PH) (9, PH) (9, PH)	(1, 1) 5.1 (6, 1) (8, 1) (7, PH) (9, PH) (9, PH)	(1, 1) 5.1 (6, 1) (8, 1) (7, PH) (9, PH) (9, PH)	(1, 1) 5.1 (6, 1) (8, 1) (7, PH) (9, PH) (9, PH)	(1, 1) 5.1 (6, 1) (8, 1) (7, PH) (9, PH) (9, PH)	(1, 1) 5.1 (6, 1) (8, 1) (7, PH) (9, PH) (9, PH)	(1, 1) 5.1 (6, 1) (8, 1) (7, PH) (9, PH) (9, PH)	(1, 1) 5.1 (6, 1) (8, 1) (7, PH) (9, PH) (9, PH)	(1, 1) 5.1 (6, 1) (8, 1) (7, PH) (9, PH) (9, PH)	(1, 1) 5.1 (6, 1) (8, 1) (7, PH) (9, PH) (9, PH)	(1, 1) 5.1 (6, 1) (8, 1) (7, PH) (9, PH) (9, PH)	(1, 1) 5.1 (6, 1) (8, 1) (7, PH) (9, PH) (9, PH)	(1, 1) 5.1 (6, 1) (8, 1) (7, PH) (9, PH) (9, PH)	(1, 1) 5.1 (6, 1) (8, 1) (7, PH) (9, PH) (9, PH)	(1, 1) 5.1 (6, 1) (8, 1) (7, PH) (9, PH) (9, PH)	(1, 1) 5.1 (6, 1) (8, 1) (7, PH) (9, PH) (9, PH)	(1, 1) 5.1 (6, 1) (8, 1) (7, PH) (9, PH) (9, PH)	(1, 1) 5.1 (6, 1) (8, 1) (7, PH) (9, PH) (9, PH)	(1, 1) 5.1 (6, 1) (8, 1) (7, PH) (9, PH) (9, PH)	(1, 1) 5.1 (6, 1) (8, 1) (7, PH) (9, PH) (9, PH)	(1, 1) 5.1 (6, 1) (8, 1) (7, PH) (9, PH) (9, PH)	(1, 1) 5.1 (6, 1) (8, 1) (7, PH) (9, PH) (9, PH)
Inning Stats	R: 0 E: 0 K: 2 S: 7	H: 0 LOB: 0 BB: 0 P: 7	R: 0 E: 0 K: 0 S: 3	H: 0 LOB: 0 BB: 0 P: 3	R: 0 E: 0 K: 0 S: 3	H: 0 LOB: 0 BB: 0 P: 3	R: 0 E: 0 K: 0 S: 3	H: 0 LOB: 0 BB: 0 P: 3	R: 0 E: 0 K: 0 S: 4	H: 1 LOB: 1 BB: 0 P: 4	R: 2 E: 0 K: 0 S: 4	H: 1 LOB: 2 BB: 3 P: 16	R: 0 E: 0 K: 1 S: 8	H: 0 LOB: 0 BB: 0 P: 7	R: 2 E: 0 K: 1 S: 8	H: 3 LOB: 1 BB: 0 P: 8	R: 0 E: 0 K: 2 S: 9	H: 2 LOB: 2 BB: 0 P: 9	1B: 6 2B: 0 3B: 0 HR: 1	SF: 0 SAC: 0 DP: 0 HBP: 0	WP: 0 PB: 0 SB: 0 CS: 0	PA: 37		
PITCHER	IP	WLS	BF	H	R	ER	SO	BB	IBB	HBP	BLK	WP	HR	S	P	ERA	WHIP							
Stan Bahnsen, R ERA: 5.14 Joe Kerrigan, R ERA: 2.39	(1, 1) 7.1	(8, 1) 1.2	(1, 1) 5.1	(8, 1) 1.2	(1, 1) 5.1	(8, 1) 1.2	(1, 1) 5.1	(8, 1) 1.2	(1, 1) 5.1	(8, 1) 1.2	(1, 1) 5.1	(8, 1) 1.2	(1, 1) 5.1	(8, 1) 1.2	(1, 1) 5.1	(8, 1) 1.2	(1, 1) 5.1	(8, 1) 1.2	(1, 1) 5.1	(8, 1) 1.2	(1, 1) 5.1	(8, 1) 1.2	(1, 1) 5.1	(8, 1) 1.2

Montreal Expos @ Los Angeles Dodgers
Dodger Stadium, Los Angeles, CA
Sat Jul 23 1977, 7:05 PM PDT
Att: 42,835 - Unknown

AB	34
R	4
H	7
RBI	4
BB	3
SO	7
LOB	15



Batter	1	2	3	4	5	6	7	8	9	AB	R	H	RBI	BB	SO	LOB	TOP			
Dave Cash, R OBP: 0.338, SLG: 0.355 (1,4)	0-0 4-3		0-0 F9			0-0 F9			0-0 F8	4	0	0	0	0	0	1	Montreal Expos @ San Francisco Giants Candlestick Park, San Francisco, CA Sun Jul 24 1977, 6:33 AM EDT Unknown livebaseballscorecards.com			
Chris Speier, R OBP: 0.328, SLG: 0.332 (1,6)	0-0 G6-3 1B			4-0 L6-3 BB		0-0 G3			0-0 F9	3	0	1	0	1	0	0				
Ellis Valentine, R OBP: 0.354, SLG: 0.537 (1,9)	0-0 G6-3			0-0 L6-3		0-0 S 2B				3	0	1	0	0	0	2				
Sam Mejias, R OBP: 0.333, SLG: 0.600 (7,9)	1-2			1-2						0	0	0	0	0	0	0				
Tony Perez, R OBP: 0.333, SLG: 0.428 (1,3)		0-0 F7		0-0 3B		0-0 E6 G1-6-3				3	0	1	0	0	0	1				
Gary Carter, R OBP: 0.338, SLG: 0.488 (1,2)	0-3 K				0-0 4-3				0-0 G1-6-3	3	0	0	0	0	1	2				
Warren Cromartie, L OBP: 0.338, SLG: 0.434 (1,7)	0-0 4-3				0-0 F9			0-3 K		3	0	0	0	0	1	0				
Andre Dawson, R OBP: 0.330, SLG: 0.498 (1,8)			0-0 4-3		0-3 K			0-0 6-3		3	0	0	0	0	1	0				
Wayne Garrett, L OBP: 0.355, SLG: 0.364 (1,5)			0-0 SH1-4 1B			0-0 G3			0-0 6-3	3	0	1	0	0	0	0				
Wayne Twitchell, R OBP: 0.200, SLG: 0.174 (1,1)			0-0 SH1-4			0-3 K			0-0 F4	1	0	0	0	0	1	0				
Del Unser, L OBP: 0.348, SLG: 0.476 (9, PH)			1-2							1	0	0	0	0	0	0				
Inning Stats	R: 0 E: 0 K: 0 S: 3	H: 1 LOB: 0 BB: 0 P: 3	R: 0 E: 0 K: 1 S: 5	H: 0 LOB: 0 BB: 0 P: 5	R: 0 E: 0 K: 0 S: 4	H: 1 LOB: 1 BB: 0 P: 4	R: 0 E: 0 K: 0 S: 2	H: 1 LOB: 1 BB: 1 P: 6	R: 0 E: 0 K: 1 S: 5	H: 0 LOB: 0 BB: 0 P: 5	R: 0 E: 1 K: 0 S: 4	H: 1 LOB: 1 BB: 0 P: 4	R: 0 E: 0 K: 1 S: 5	H: 0 LOB: 0 BB: 0 P: 5	R: 0 E: 0 K: 0 S: 3	H: 0 LOB: 0 BB: 0 P: 3	1B: 2 2B: 2 3B: 1 HR: 0	SF: 0 SAC: 1 DP: 3 HBP: 0	WP: 0 PB: 0 SB: 1 CS: 0	PA: 29
PITCHER Jim Barr, R ERA: 4.79 (1,1)	IP: 9.0 WLS: W BF: 29 H: 4 R: 0 ER: 0 SO: 4 BB: 1 IBB: 0 HBP: 0 BLK: 0 WP: 0 HR: 0 S: 36 P: 40 ERA: 0.00 WHIP: 0.556															PITCHER				

Batter	1	2	3	4	5	6	7	8	9	AB	R	H	RBI	BB	SO	LOB	BOTTOM			
Terry Whitfield, L OBP: 0.328, SLG: 0.428 (1,7)	0-0 4-3		0-0 1-3			0-3 K2-3		0-0 4-3		4	0	0	0	0	1	2	Montreal Expos @ San Francisco Giants Candlestick Park, San Francisco, CA Sun Jul 24 1977, 6:33 AM EDT Unknown livebaseballscorecards.com			
Derrel Thomas, S OBP: 0.309, SLG: 0.309 (1,8)	0-0 4-3			0-0 4-3		0-0 G3		0-0 2-3 IHR		4	1	1	2	0	0	1				
Bill Madlock, R OBP: 0.369, SLG: 0.443 (1,5)	0-0 F9			0-0 G4-6-3 1B		0-0 SH3 SH1-4 2B		0-0 3-H 1-3		4	1	2	0	0	0	0				
Gary Thomasson, L OBP: 0.357, SLG: 0.481 (1,9)		0-3 K		0-0 G4-6-3		0-0 SH3		0-0 2-3		2	0	0	0	0	1	1				
Willie McCovey, L OBP: 0.383, SLG: 0.476 (1,3)		0-3 K			0-0 F8		4-0 SH1-4 IBB			2	0	0	0	1	1	0				
Tim Foli, R OBP: 0.222, SLG: 0.348 (1,6)					0-0 6-3		0-0 SH1-4			2	0	1	1	0	0	0				
Marc Hill, R OBP: 0.315, SLG: 0.375 (1,2)		0-0 4-3			0-3 K		0-0 3-H F8			3	0	0	0	0	1	2				
Rob Andrews, R OBP: 0.358, SLG: 0.313 (1,4)			0-0 6-3			0-0 SH2-4 1B		4-0 4-3 SH1-4 IHR BB		2	1	1	0	1	0	0				
Jim Barr, R OBP: 0.212, SLG: 0.163 (1,1)			0-0 F6			0-0 SH2-4		0-0 1-2 SH1-4		1	0	0	0	0	0	0				
Inning Stats	R: 0 E: 0 K: 0 S: 3	H: 0 LOB: 0 BB: 0 P: 3	R: 0 E: 0 K: 2 S: 8	H: 1 LOB: 0 BB: 0 P: 8	R: 0 E: 0 K: 0 S: 3	H: 0 LOB: 0 BB: 0 P: 3	R: 0 E: 0 K: 0 S: 3	H: 1 LOB: 0 BB: 0 P: 3	R: 0 E: 0 K: 1 S: 5	H: 0 LOB: 0 BB: 0 P: 5	R: 0 E: 0 K: 0 S: 4	H: 1 LOB: 1 BB: 1 P: 8	R: 1 E: 0 K: 0 S: 4	H: 1 LOB: 1 BB: 1 P: 8	R: 2 E: 0 K: 0 S: 4	H: 1 LOB: 0 BB: 1 P: 8	1B: 3 2B: 1 3B: 0 HR: 1	SF: 0 SAC: 4 DP: 1 HBP: 0	WP: 0 PB: 0 SB: 0 CS: 0	PA: 30
PITCHER Wayne Twitchell, R ERA: 4.45 (1,1)	IP: 8.0 WLS: L BF: 30 H: 5 R: 3 ER: 3 SO: 4 BB: 1 IBB: 1 HBP: 0 BLK: 0 WP: 0 HR: 0 S: 36 P: 44 ERA: 3.38 WHIP: 0.750															PITCHER				

Batter	1	2	3	4	5	6	7	8	9	10	11	12	AB	R	H	RBI	BB	SO	LOB	TOP				
Dave Cash, R OBP: 0.338, SLG: 0.353 (1.4)			4-3	6-3		F8			1B		6-3		5	0	1	0	1	0	2					
Chris Speier, R OBP: 0.328, SLG: 0.330 (1.6)				F9			6-3		F9			4-3	5	1	1	0	1	0	1					
Ellis Valentine, R OBP: 0.351, SLG: 0.530 (1.9)	K		E1			F2		K		FC1-6	1B	F8	6	1	1	0	0	2	2					
Tony Perez, R OBP: 0.334, SLG: 0.425 (1.3)	K										1B		4	1	1	0	1	2	1					
Pete Mackanin, R OBP: 0.292, SLG: 0.378 (10. PR)	K										1B	4-3	0	0	0	0	0	0	0					
Sam Mejias, R OBP: 0.329, SLG: 0.585 (10.8)											1B		1	0	0	0	0	0	0					
Warren Cromartie, L OBP: 0.333, SLG: 0.428 (1.7)													5	0	0	0	0	0	5					
Gay Carter, R OBP: 0.339, SLG: 0.485 (1.2)													4	1	1	1	0	2	2					
Del Unser, L OBP: 0.368, SLG: 0.470 (1.8)													2	0	0	1	2	0	1					
Jose Morales, R OBP: 0.209, SLG: 0.275 (10. PH)													1	0	0	0	0	0	2					
Wayne Garrett, L OBP: 0.368, SLG: 0.374 (9. PH)													2	0	2	2	1	0	0					
Larry Parrish, R OBP: 0.309, SLG: 0.382 (9.5)													2	0	0	0	0	1	0					
Don Stanhouse, R OBP: 0.243, SLG: 0.306 (1.1)													2	0	0	0	0	1	2					
Santo Alcala, R OBP: 0.050, SLG: 0.200 (9. PH)													1	0	0	0	0	1	2					
Andre Dawson, R OBP: 0.329, SLG: 0.496 (9. PH)													1	0	0	0	0	0	0					
Bill Atkinson, L OBP: 0.250, SLG: 0.250 (9.1)													0	0	0	0	0	0	0					
Will McEnaney, L OBP: 0.250, SLG: 0.250 (9.1)													1	0	0	0	0	0	0					
Inning Stats	R: 0 E: 0 K: 1 S: 6	H: 0 LOB: 1 BB: 2 P: 14	R: 0 E: 0 K: 1 S: 6	H: 2 LOB: 2 BB: 1 P: 10	R: 4 E: 1 K: 0 S: 5	H: 2 LOB: 2 BB: 2 P: 14	R: 0 E: 0 K: 0 S: 3	H: 0 LOB: 0 BB: 0 P: 3	R: 0 E: 0 K: 1 S: 5	H: 0 LOB: 0 BB: 0 P: 5	R: 0 E: 0 K: 1 S: 5	H: 0 LOB: 0 BB: 0 P: 5	R: 0 E: 0 K: 1 S: 4	H: 1 LOB: 1 BB: 0 P: 4	R: 0 E: 0 K: 1 S: 7	H: 2 LOB: 2 BB: 0 P: 7	R: 0 E: 0 K: 1 S: 5	H: 0 LOB: 0 BB: 0 P: 5	R: 0 E: 0 K: 0 S: 3	H: 0 LOB: 0 BB: 0 P: 3	1B: 7 2B: 0 3B: 0 HR: 0	SF: 0 SAC: 0 DP: 0 HBP: 1	WP: 0 PB: 0 SB: 0 CS: 1	PA: 49
PITCHER	IP WLS BF H ER SO	IP WLS BF H ER SO	IP WLS BF H ER SO	IP WLS BF H ER SO	IP WLS BF H ER SO	IP WLS BF H ER SO	IP WLS BF H ER SO	IP WLS BF H ER SO	IP WLS BF H ER SO	IP WLS BF H ER SO	IP WLS BF H ER SO	IP WLS BF H ER SO	IP WLS BF H ER SO	IP WLS BF H ER SO	IP WLS BF H ER SO	IP WLS BF H ER SO	IP WLS BF H ER SO	IP WLS BF H ER SO	IP WLS BF H ER SO	IP WLS BF H ER SO	ERA WHIP	ERA WHIP		
Lynn McClothen, R ERA: 3.7 (1.1)	2.2	16	3	4	0	3	5	0	0	0	0	0	0	0	0	0	0	0	0	0	0.00	3.000		
Dave Heaverlo, R ERA: 2.24 (3.1)	0.1	1	1	0	0	0	0	0	0	0	0	0	0	0	0	0	0	0	0	0	0.00	3.000		
Charlie Williams, R ERA: 3.91 (4.1)	2.0	6	0	0	0	1	0	0	0	0	0	0	0	0	8	8	0	0	0	0.00	0.000			
Randy Moffitt, R ERA: 3.05 (6.1)	2.0	8	0	0	0	2	0	1	0	0	0	0	0	0	11	15	0	0	0	0.00	0.000			
Gary Lavelle, L ERA: 1.23 (8.1)	3.0	12	3	0	0	2	0	0	0	0	0	0	0	0	16	16	0	0	0	0.00	1.000			
PITCHER	IP WLS BF H ER SO	IP WLS BF H ER SO	IP WLS BF H ER SO	IP WLS BF H ER SO	IP WLS BF H ER SO	IP WLS BF H ER SO	IP WLS BF H ER SO	IP WLS BF H ER SO	IP WLS BF H ER SO	IP WLS BF H ER SO	IP WLS BF H ER SO	IP WLS BF H ER SO	IP WLS BF H ER SO	IP WLS BF H ER SO	IP WLS BF H ER SO	IP WLS BF H ER SO	IP WLS BF H ER SO	IP WLS BF H ER SO	IP WLS BF H ER SO	IP WLS BF H ER SO	ERA WHIP	ERA WHIP		
John Curtis, L ERA: 5.88 (11.1)	2.0	16	3	4	0	3	5	0	0	0	0	0	0	0	0	0	0	0	0	0	0.00	0.000		

Batter	1	2	3	4	5	6	7	8	9	10	11	12	AB	R	H	RBI	BB	SO	LOB	BOTTOM		
Rob Andrews, R OBP: 0.358, SLG: 0.313 (1.4)	F8		F9		K				SH1-4		FC5-4		4	0	1	0	1	1	2			
Darrel Thomas, S OBP: 0.307, SLG: 0.306 (1.8)	6-3		9-3		G4-6-3				F8		1B		6	0	1	0	0	0	5			
Bill Madlock, R OBP: 0.369, SLG: 0.442 (1.5)	K												5	1	1	0	1	1	2			
Gary Thomasson, L OBP: 0.350, SLG: 0.471 (1.7)													6	0	0	0	0	4	5			
Jack Clark, R OBP: 0.332, SLG: 0.436 (1.9)													6	2	4	2	0	2	0			
Darrell Evans, L OBP: 0.352, SLG: 0.409 (1.3)													4	1	1	2	1	0	1			
Gary Alexander, R OBP: 0.409, SLG: 0.314 (1.2)													1	1	0	0	3	1	2			
Johnnie LeMaster, R OBP: 0.270, SLG: 0.287 (4. PR)													0	0	0	0	1	0	0			
Willie McCovey, L OBP: 0.317, SLG: 0.344 (5. PR)													0	0	0	0	0	0	2			
Tim Lincecum, R OBP: 0.252, SLG: 0.288 (5. PR)													0	0	0	0	0	0	0			
Randy Moffitt, R OBP: 0.270, SLG: 0.308 (7. PR)													0	0	0	0	0	0	0			
Randy Elliott, R OBP: 0.270, SLG: 0.308 (8. PR)													1	0	0	0	0	0	0			
Gary Lavelle, S OBP: 0.270, SLG: 0.308 (8. PR)													1	0	0	0	0	1	1			
Marc Hill, R OBP: 0.270, SLG: 0.308 (10. PR)													1	0	0	0	0	1	1			
John Curtis, L OBP: 0.270, SLG: 0.308 (11.1)													0	0	0	0	0	0	0			
Lynn McClothen, L OBP: 0.270, SLG: 0.308 (11.1)													0	0	0	0	0	0	0			
Dave Heaverlo, R OBP: 0.270, SLG: 0.308 (11.1)													0	0	0	0	0	0	0			
Terry Whitfield, L OBP: 0.270, SLG: 0.308 (11.1)													1	0	0	0	0	0	0			
Charles Williams, R OBP: 0.270, SLG: 0.308 (11.1)													0	0	0	0	0	0	0			
Vic Harris, S OBP: 0.270, SLG: 0.308 (11.1)													4	0	1	0	0	1	0			
Inning Stats	R: 0 E: 0 K: 1 S: 5	H: 0 LOB: 0 BB: 0 P: 7	R: 0 E: 0 K: 2 S: 7	H: 0 LOB: 0 BB: 0 P: 7	R: 1 E: 0 K: 0 S: 3	H: 1 LOB: 1 BB: 2 P: 11	R: 1 E: 0 K: 1 S: 7	H: 2 LOB: 2 BB: 1 P: 11	R: 0 E: 0 K: 1 S: 5	H: 0 LOB: 0 BB: 0 P: 5	R: 0 E: 0 K: 1 S: 6	H: 1 LOB: 2 BB: 1 P: 10	R: 0 E: 0 K: 1 S: 5	H: 1 LOB: 2 BB: 0 P: 6	R: 0 E: 0 K: 1 S: 7	H: 2 LOB: 2 BB: 0 P: 7	R: 0 E: 0 K: 0 S: 1	H: 1 LOB: 0 BB: 0 P: 1	1B: 7 2B: 2 3B: 0 HR: 2	SF: 0 SAC: 1 DP: 2 HBP: 1	WP: 1 PB: 0 SB: 0 CS: 0	PA: 50
PITCHER	IP WLS BF H ER SO	IP WLS BF H ER SO	IP WLS BF H ER SO	IP WLS BF H ER SO	IP WLS BF H ER SO	IP WLS BF H ER SO	IP WLS BF H ER SO	IP WLS BF H ER SO	IP WLS BF H ER SO	IP WLS BF H ER SO	IP WLS BF H ER SO	IP WLS BF H ER SO	IP WLS BF H ER SO	IP WLS BF H ER SO	IP WLS BF H ER SO	IP WLS BF H ER SO	IP WLS BF H ER SO	IP WLS BF H ER SO	IP WLS BF H ER SO	IP WLS BF H ER SO	ERA WHIP	ERA WHIP
Don Stanhouse, R ERA: 4.47 (1.1)	3.2	16	3	2	2	4	3	0	0	0	0	0	4.91	1.636								
Santo Alcala, R ERA: 6.0 (4.1)	4.1	19	3	2	2	4	3	0	0	0	1	24	4.15	1.385								
Bill Atkinson, R ERA: 6.0 (9.1)	0.2	4	1	0	0	0	0	1	0	0	0	3	7	0.00	1.500							
Will McEnaney, L ERA: 3.99 (9.1)	2.1	11	3	1	1	3	0	0	1	0	0	16	3.86	1.286								

Montreal Expos @ San Francisco Giants
Candlestick Park, San Francisco, CA
Sun Jul 24 1977, 6:38 AM EDT
Att. 21,155 - Unknown

AB	42
R	4
H	7
RBI	4
BB	6
SO	9
LOB	20



Montreal Expos @ San Francisco Giants
Candlestick Park, San Francisco, CA
Sun Jul 24 1977, 6:38 AM EDT
Att. 21,155 - Unknown

AB	41
R	5
H	10
RBI	5
BB	7
SO	11
LOB	21



Batter	1	2	3	4	5	6	7	8	9	AB	R	H	RBI	BB	SO	LOB	TOP			
Dave Cash, R OBP: 0.336, SLG: 0.351 (1, 4)										5	0	1	0	0	0	4	<p>Montreal Expos @ San Francisco Giants Candlestick Park, San Francisco, CA</p> <p>Mon Jul 25 1977, 10:05 PM EDT Att: 2,340 - Unknown</p> <p>livebaseballscorecards.com</p> <p>AB 36 R 4 H 10 RBI 4 BB 3 SO 5 LOB 20</p>			
Chris Speier, R OBP: 0.329, SLG: 0.329 (1, 6)										4	0	1	0	1	1					
Ellis Valentine, R OBP: 0.349, SLG: 0.534 (1, 9)										5	1	1	1	0	2	3				
Tony Perez, R OBP: 0.335, SLG: 0.423 (1, 3)										4	0	1	0	1	1	2				
Gary Carter, R OBP: 0.334, SLG: 0.477 (1, 2)										5	0	0	0	0	0	6				
Warren Cromartie, L OBP: 0.335, SLG: 0.431 (1, 7)										4	1	2	0	0	0	0				
Andre Dawson, R OBP: 0.328, SLG: 0.496 (1, 8)										4	0	1	0	0	0	2				
Wayne Garrett, L OBP: 0.376, SLG: 0.376 (1, 5)										2	1	1	1	1	0	1				
Steve Rogers, R OBP: 0.159, SLG: 0.117 (1, 1)										2	0	1	0	0	1	1				
Joe Kerrigan, R (7, 1)										0	0	0	0	0	0	0				
Del Unser, L (8, PH) OBP: 0.355, SLG: 0.491 (8, 1) Willi McEnaney, L (8, 1) Bill Atkinson, L (9, 1) OBP: 0.250, SLG: 0.250										0	0	0	0	0	0	0				
Inning Stats	R: 0 E: 0 K: 2 S: 8	H: 1 LOB: 2 BB: 1 P: 12	R: 0 E: 0 K: 1 S: 6	H: 1 LOB: 1 BB: 0 P: 6	R: 1 E: 0 K: 1 S: 6	H: 1 LOB: 0 BB: 0 P: 6	R: 1 E: 0 K: 0 S: 6	H: 3 LOB: 2 BB: 0 P: 6	R: 0 E: 1 K: 0 S: 4	H: 0 LOB: 1 BB: 0 P: 4	R: 0 E: 0 K: 0 S: 4	H: 1 LOB: 2 BB: 1 P: 8	R: 0 E: 0 K: 0 S: 4	H: 1 LOB: 0 BB: 0 P: 5	R: 0 E: 0 K: 1 S: 5	H: 1 LOB: 0 BB: 1 P: 9	1B: 6 2B: 2 3B: 0 HR: 2	SF: 0 SAC: 1 DP: 1 HBP: 1	WP: 0 PB: 0 CS: 1	PA: 41
PITCHER	IP WLS BF H R ER SO BB IBB HBP BLK WP HR S P ERA WHIP	7.0 L 32 8 2 2 4 1 1 0 0 0 1 38 46 2.57 1.286	2.0 9 2 2 2 1 1 0 1 0 0 0 1 9 14 9.00 1.500																	

Batter	1	2	3	4	5	6	7	8	9	AB	R	H	RBI	BB	SO	LOB	BOTTOM					
Rob Andrews, R OBP: 0.356, SLG: 0.308 (1, 4)										4	0	0	0	1	0	4	<p>Montreal Expos @ San Francisco Giants Candlestick Park, San Francisco, CA</p> <p>Mon Jul 25 1977, 10:05 PM EDT Att: 2,340 - Unknown</p> <p>livebaseballscorecards.com</p> <p>AB 34 R 3 H 7 RBI 3 BB 5 SO 6 LOB 21</p>					
Derrel Thomas, S OBP: 0.305, SLG: 0.308 (1, 8)										5	0	1	0	0	1	4						
Bill Madlock, R (1, 5) OBP: 0.370, SLG: 0.442 (2, 7) Gary Thomasson, L (2, 7) OBP: 0.346, SLG: 0.464										0	0	0	0	1	0	0						
Jack Clark, R OBP: 0.331, SLG: 0.430 (1, 9)										3	0	0	0	1	1	1						
Willie McCovey, L (1, 3)										4	0	1	0	0	1	1						
Darrell Evans, L (1, 7) (2, 5)										3	1	0	0	1	0	3						
Tim Foli, R (1, 6) OBP: 0.228, SLG: 0.350 (9, PR) Johnnie LeMaster, R (9, PR) OBP: 0.239, SLG: 0.267										4	0	2	0	0	0	1						
Marc Hill, R (1, 2) OBP: 0.314, SLG: 0.370 (7, PR) Mike Sadek, R (8, 2) OBP: 0.292, SLG: 0.323 (9, PH) OBP: 0.422, SLG: 0.417										2	0	0	0	1	0	2						
Ed Halicki, R (1, 1) OBP: 0.196, SLG: 0.224 (7, PH) Terry Whitfield, L (8, 1) OBP: 0.333, SLG: 0.433 (9, PH) Vic Harris, S (9, PH) OBP: 0.354, SLG: 0.416										1	0	1	0	0	0	0						
Inning Stats	R: 0 E: 0 K: 0 S: 3	H: 0 LOB: 1 BB: 1 P: 7	R: 0 E: 0 K: 0 S: 4	H: 1 LOB: 0 BB: 0 P: 4	R: 0 E: 0 K: 1 S: 6	H: 1 LOB: 1 BB: 0 P: 6	R: 0 E: 0 K: 2 S: 7	H: 0 LOB: 0 BB: 0 P: 7	R: 0 E: 0 K: 1 S: 6	H: 1 LOB: 1 BB: 0 P: 6	R: 0 E: 0 K: 1 S: 6	H: 1 LOB: 2 BB: 1 P: 10	R: 0 E: 0 K: 0 S: 4	H: 1 LOB: 2 BB: 1 P: 8	R: 0 E: 0 K: 0 S: 3	H: 0 LOB: 0 BB: 0 P: 3		R: 3 E: 0 K: 1 S: 7	H: 2 LOB: 1 BB: 2 P: 15	1B: 4 2B: 2 3B: 0 HR: 1	SF: 0 SAC: 0 DP: 0 HBP: 0	WP: 1 PB: 0 CS: 0
PITCHER	IP WLS BF H R ER SO BB IBB HBP BLK WP HR S P ERA WHIP	6.0 W 24 4 0 0 0 1 0 0 0 0 0 4 8 0.00 2.000	1.0 5 1 0 0 0 0 1 0 0 0 0 0 4 8 0.00 2.000	1.0 5 1 2 2 0 1 0 0 0 0 0 4 8 18.00 2.000	1.0 S 5 1 1 1 1 1 0 0 0 0 0 1 6 10 9.00 2.000																	

Batter	1	2	3	4	5	6	7	8	9	AB	R	H	RBI	BB	SO	LOB	TOP			
Dave Cash, R OBP: 0.336, SLG: 0.350	6-3		HR	6-3			F8			4	1	1	0	0	0	0	Montreal Expos @ San Diego Padres San Diego Stadium, San Diego, CA Tue Jul 26 1977, 10:05 PM EDT Unknown livebaseballscorecards.com			
Chris Speier, R OBP: 0.328, SLG: 0.337	F8		HR		6-3		4-3			4	1	1	2	0	0	0				
Ellis Valentine, R OBP: 0.353, SLG: 0.535	BB		2B		K			CS		3	1	2	0	1	1	0				
Tony Perez, R OBP: 0.337, SLG: 0.426	1-2		2B		F9			6-3		3	0	1	1	1	0	1				
Warren Cromartie, L OBP: 0.332, SLG: 0.427	K		K		G3			F7		4	0	0	0	0	2	3				
Gary Carter, R OBP: 0.336, SLG: 0.475		L8	6-3						G6-4-3	3	0	1	0	1	0	1				
Andre Dawson, R OBP: 0.327, SLG: 0.493			K						G6-4-3	4	0	1	0	0	2	3				
Wayne Garrett, L OBP: 0.375, SLG: 0.372		F6			L9					4	0	1	0	0	0	2				
Jackie Brown, R OBP: 0.122, SLG: 0.100									F9	3	0	0	0	0	2	1				
Del Unser, L OBP: 0.353, SLG: 0.488 (9, PH)		G3								1	0	0	0	0	0	1				
Joe Kerrigan, R (9, 1)									F9	0	0	0	0	0	0	0				
Inning Stats	R: 0 E: 0 K: 1 S: 6	H: 1 LOB: 2 BB: 1 P: 10	R: 0 E: 0 K: 0 S: 4	H: 1 LOB: 0 BB: 0 P: 4	R: 3 E: 0 K: 2 S: 10	H: 3 LOB: 1 BB: 1 P: 14	R: 0 E: 0 K: 1 S: 5	H: 0 LOB: 0 BB: 0 P: 5	R: 0 E: 0 K: 1 S: 5	H: 1 LOB: 1 BB: 0 P: 6	R: 0 E: 0 K: 1 S: 5	H: 0 LOB: 0 BB: 0 P: 5	R: 0 E: 0 K: 0 S: 3	H: 1 LOB: 0 BB: 0 P: 3	R: 0 E: 0 K: 0 S: 3	H: 1 LOB: 0 BB: 0 P: 7	1B: 6 2B: 1 3B: 0 HR: 1	SF: 0 SAC: 0 DP: 1 HBP: 0	WP: 0 PB: 0 SB: 0 CS: 1	PA: 36
PITCHER Dave Freisleben, R ERA: 5.1	IP: 9.0 WLS: W BF: 36 H: 8 R: 3 ER: 3 SO: 7 BB: 3 IBB: 0 HBP: 0 BLK: 0 WP: 0 HR: 1 S: 47 P: 59 ERA: 3.00 WHIP: 1.222															PITCHER				

Batter	1	2	3	4	5	6	7	8	9	AB	R	H	RBI	BB	SO	LOB	BOTTOM			
Gene Richards, L OBP: 0.332, SLG: 0.325	F7	SH1-4			L5		4-3			4	0	1	1	0	0	0	Montreal Expos @ San Diego Padres San Diego Stadium, San Diego, CA Tue Jul 26 1977, 10:05 PM EDT Unknown livebaseballscorecards.com			
Bill Almon, R OBP: 0.300, SLG: 0.321	6-3	F9			F8		CS			4	0	1	0	0	0	1				
Mike Ivie, R OBP: 0.339, SLG: 0.418	1B	F8			FC5-4		CS	L6		4	1	2	0	0	0	1				
Dave Winfield, R OBP: 0.345, SLG: 0.517	S				FC5-4			1B	BB	3	1	1	0	1	0	1				
George Hendrick, R OBP: 0.362, SLG: 0.428	1B	1B			F5		K			3	1	1	0	1	1	0				
Pat Scanlon, L OBP: 0.298, SLG: 0.214										4	0	1	2	0	1	2				
Tucker Ashford, R OBP: 0.256, SLG: 0.289	FC5				4-3		F8			0	0	0	0	0	0	0				
Dave Roberts, R OBP: 0.282, SLG: 0.342										3	0	2	1	0	0	0				
Dave Kingman, R OBP: 0.271, SLG: 0.389 (9, PH)					5-3					1	0	0	0	0	0	2				
Bob Davis, R OBP: 0.237, SLG: 0.236 (9, 2)	1-2									0	0	0	0	0	0	0				
Mike Champion, R OBP: 0.271, SLG: 0.296 (9, PH)										3	0	0	0	0	0	3				
Gene Tenace, R OBP: 0.411, SLG: 0.396 (9, PH)					3-1					0	0	0	0	1	0	0				
Jerry Turner, L OBP: 0.348, SLG: 0.446 (9, FR)									SH3-4	0	1	0	0	0	0	0				
Dave Freisleben, R OBP: 0.167, SLG: 0.167 (9, PH)										3	0	1	0	0	0	0				
Merv Rettenmund, R OBP: 0.438, SLG: 0.515 (9, PH)					6-3				SH3-4	0	0	0	0	0	0	0				
Inning Stats	R: 3 E: 0 K: 0 S: 7	H: 4 LOB: 2 BB: 1 P: 11	R: 0 E: 0 K: 0 S: 4	H: 1 LOB: 0 BB: 0 P: 4	R: 0 E: 0 K: 0 S: 3	H: 0 LOB: 0 BB: 0 P: 3	R: 0 E: 0 K: 0 S: 3	H: 0 LOB: 0 BB: 0 P: 3	R: 0 E: 0 K: 1 S: 6	H: 1 LOB: 1 BB: 0 P: 6	R: 0 E: 0 K: 1 S: 3	H: 1 LOB: 0 BB: 0 P: 3	R: 0 E: 0 K: 1 S: 6	H: 1 LOB: 2 BB: 1 P: 10	R: 1 E: 0 K: 0 S: 2	H: 1 LOB: 1 BB: 1 P: 6	1B: 10 2B: 0 3B: 0 HR: 0	SF: 0 SAC: 2 DP: 0 HBP: 0	WP: 0 PB: 0 SB: 2 CS: 1	PA: 38
PITCHER Jackie Brown, R ERA: 3.4	IP: 8.0 WLS: L BF: 34 H: 9 R: 3 ER: 3 SO: 2 BB: 2 IBB: 0 HBP: 0 BLK: 0 WP: 0 HR: 0 S: 36 P: 44 ERA: 3.38 WHIP: 1.375															PITCHER				
Joe Kerrigan, R ERA: 2.48 (9, 1)	0.1 L 3 1 1 1 0 1 0 0 0 0 0 0 2 6 27.00 6.000															PITCHER				

Batter	1	2	3	4	5	6	7	8	9	10	11	12	13	14	15	AB	R	H	RBI	BB	SO	LOB	TOP					
Dave Cash, R OBP: 0.335, SLG: 0.346 Gary Carter, R OBP: 0.336, SLG: 0.475	5-3			4-3		5-3		F4			FC3-6 BB		FC3-6 CS		BB 1B	5	1	0	0	2	0	1						
Chris Speier, R OBP: 0.330, SLG: 0.342	G1-6-3 1B			2B		F6			G3 1B		FC3-6 1B		L5		K	7	0	3	0	0	1	5						
Del Unser, L OBP: 0.331, SLG: 0.474	G1-6-3			K		BB			G3 1-2		F7				6-3	5	0	0	1	2	1	4						
Ellis Valentine, R OBP: 0.354, SLG: 0.532		5-3		BB		K			5-3		FC6-4 1B				5-3	6	0	2	2	1	1	2						
Warren Cromartie, L OBP: 0.326, SLG: 0.421	F7			L6				1-3			FC6-4 1-2				4-3	5	0	0	0	1	0	4						
Wayne Garrett, L OBP: 0.372, SLG: 0.368 Larry Parrish, R OBP: 0.311, SLG: 0.383	3-1					2B 1B		K			K					4	1	1	0	0	2	2						
Andre Dawson, R OBP: 0.324, SLG: 0.490			L8		CS 1H 2B			F9			6-3				G3	6	0	1	1	0	0	1						
Tim Lincecum, R OBP: 0.388, SLG: 0.671 Jose Morales, R OBP: 0.213, SLG: 0.255			K		K			6-3			E5				F7	2	0	0	0	0	2	1						
Pepe Frias, R OBP: 0.184, SLG: 0.226					K						1-4					3	0	0	0	1	0	0						
Santo Alcaraz, R OBP: 0.347, SLG: 0.492 San Diego, R OBP: 0.348, SLG: 0.493 Bill Atkinson, R OBP: 0.349, SLG: 0.494 Pete Stastny, R OBP: 0.350, SLG: 0.495 Don Stanhouse, R OBP: 0.351, SLG: 0.496 Tony Kemp, R OBP: 0.352, SLG: 0.497 Joe Kerman, R OBP: 0.353, SLG: 0.498			L8		K			F7			1-4				FC3-6 1B	2	0	0	0	0	1	0						
Inning Stats	R: 0 E: 0 K: 0 S: 3	H: 1 LOB: 0 BB: 0 P: 3	R: 0 E: 0 K: 0 S: 3	H: 0 LOB: 0 BB: 0 P: 3	R: 0 E: 0 K: 1 S: 5	H: 0 LOB: 0 BB: 0 P: 5	R: 0 E: 0 K: 1 S: 5	H: 0 LOB: 0 BB: 0 P: 5	R: 0 E: 0 K: 1 S: 5	H: 0 LOB: 0 BB: 0 P: 5	R: 0 E: 0 K: 1 S: 5	H: 0 LOB: 0 BB: 0 P: 5	R: 0 E: 0 K: 0 S: 3	H: 1 LOB: 2 BB: 0 P: 8	R: 0 E: 0 K: 0 S: 3	H: 0 LOB: 0 BB: 0 P: 3	R: 0 E: 0 K: 0 S: 3	H: 0 LOB: 0 BB: 0 P: 3	R: 0 E: 0 K: 0 S: 3	H: 1 LOB: 0 BB: 0 P: 3	R: 0 E: 0 K: 0 S: 3	H: 0 LOB: 0 BB: 0 P: 3	R: 4 E: 0 K: 1 S: 7	H: 3 LOB: 2 BB: 3 P: 19	1B: 7 2B: 5 3B: 0 HR: 0	SF: 0 SAC: 0 DP: 3 HBP: 0	WP: 0 PB: 0 SB: 0 CS: 2	PA: 58
PITCHER	IP: 9.0 WLS: 5 BF: 33 H: 5 R: 1 ER: 1 SO: 7 BB: 2 IBB: 1 HBP: 0 BLK: 0 WP: 0 HR: 0 S: 44 P: 56 ERA: 1.00 WHIP: 0.776	IP: 9.0 WLS: 5 BF: 33 H: 5 R: 1 ER: 1 SO: 7 BB: 2 IBB: 1 HBP: 0 BLK: 0 WP: 0 HR: 0 S: 44 P: 56 ERA: 1.00 WHIP: 0.776	IP: 9.0 WLS: 5 BF: 33 H: 5 R: 1 ER: 1 SO: 7 BB: 2 IBB: 1 HBP: 0 BLK: 0 WP: 0 HR: 0 S: 44 P: 56 ERA: 1.00 WHIP: 0.776	IP: 9.0 WLS: 5 BF: 33 H: 5 R: 1 ER: 1 SO: 7 BB: 2 IBB: 1 HBP: 0 BLK: 0 WP: 0 HR: 0 S: 44 P: 56 ERA: 1.00 WHIP: 0.776	IP: 9.0 WLS: 5 BF: 33 H: 5 R: 1 ER: 1 SO: 7 BB: 2 IBB: 1 HBP: 0 BLK: 0 WP: 0 HR: 0 S: 44 P: 56 ERA: 1.00 WHIP: 0.776	IP: 9.0 WLS: 5 BF: 33 H: 5 R: 1 ER: 1 SO: 7 BB: 2 IBB: 1 HBP: 0 BLK: 0 WP: 0 HR: 0 S: 44 P: 56 ERA: 1.00 WHIP: 0.776	IP: 9.0 WLS: 5 BF: 33 H: 5 R: 1 ER: 1 SO: 7 BB: 2 IBB: 1 HBP: 0 BLK: 0 WP: 0 HR: 0 S: 44 P: 56 ERA: 1.00 WHIP: 0.776	IP: 9.0 WLS: 5 BF: 33 H: 5 R: 1 ER: 1 SO: 7 BB: 2 IBB: 1 HBP: 0 BLK: 0 WP: 0 HR: 0 S: 44 P: 56 ERA: 1.00 WHIP: 0.776	IP: 9.0 WLS: 5 BF: 33 H: 5 R: 1 ER: 1 SO: 7 BB: 2 IBB: 1 HBP: 0 BLK: 0 WP: 0 HR: 0 S: 44 P: 56 ERA: 1.00 WHIP: 0.776	IP: 9.0 WLS: 5 BF: 33 H: 5 R: 1 ER: 1 SO: 7 BB: 2 IBB: 1 HBP: 0 BLK: 0 WP: 0 HR: 0 S: 44 P: 56 ERA: 1.00 WHIP: 0.776	IP: 9.0 WLS: 5 BF: 33 H: 5 R: 1 ER: 1 SO: 7 BB: 2 IBB: 1 HBP: 0 BLK: 0 WP: 0 HR: 0 S: 44 P: 56 ERA: 1.00 WHIP: 0.776	IP: 9.0 WLS: 5 BF: 33 H: 5 R: 1 ER: 1 SO: 7 BB: 2 IBB: 1 HBP: 0 BLK: 0 WP: 0 HR: 0 S: 44 P: 56 ERA: 1.00 WHIP: 0.776	IP: 9.0 WLS: 5 BF: 33 H: 5 R: 1 ER: 1 SO: 7 BB: 2 IBB: 1 HBP: 0 BLK: 0 WP: 0 HR: 0 S: 44 P: 56 ERA: 1.00 WHIP: 0.776	IP: 9.0 WLS: 5 BF: 33 H: 5 R: 1 ER: 1 SO: 7 BB: 2 IBB: 1 HBP: 0 BLK: 0 WP: 0 HR: 0 S: 44 P: 56 ERA: 1.00 WHIP: 0.776	IP: 9.0 WLS: 5 BF: 33 H: 5 R: 1 ER: 1 SO: 7 BB: 2 IBB: 1 HBP: 0 BLK: 0 WP: 0 HR: 0 S: 44 P: 56 ERA: 1.00 WHIP: 0.776	IP: 9.0 WLS: 5 BF: 33 H: 5 R: 1 ER: 1 SO: 7 BB: 2 IBB: 1 HBP: 0 BLK: 0 WP: 0 HR: 0 S: 44 P: 56 ERA: 1.00 WHIP: 0.776	IP: 9.0 WLS: 5 BF: 33 H: 5 R: 1 ER: 1 SO: 7 BB: 2 IBB: 1 HBP: 0 BLK: 0 WP: 0 HR: 0 S: 44 P: 56 ERA: 1.00 WHIP: 0.776	IP: 9.0 WLS: 5 BF: 33 H: 5 R: 1 ER: 1 SO: 7 BB: 2 IBB: 1 HBP: 0 BLK: 0 WP: 0 HR: 0 S: 44 P: 56 ERA: 1.00 WHIP: 0.776	IP: 9.0 WLS: 5 BF: 33 H: 5 R: 1 ER: 1 SO: 7 BB: 2 IBB: 1 HBP: 0 BLK: 0 WP: 0 HR: 0 S: 44 P: 56 ERA: 1.00 WHIP: 0.776	IP: 9.0 WLS: 5 BF: 33 H: 5 R: 1 ER: 1 SO: 7 BB: 2 IBB: 1 HBP: 0 BLK: 0 WP: 0 HR: 0 S: 44 P: 56 ERA: 1.00 WHIP: 0.776	IP: 9.0 WLS: 5 BF: 33 H: 5 R: 1 ER: 1 SO: 7 BB: 2 IBB: 1 HBP: 0 BLK: 0 WP: 0 HR: 0 S: 44 P: 56 ERA: 1.00 WHIP: 0.776	IP: 9.0 WLS: 5 BF: 33 H: 5 R: 1 ER: 1 SO: 7 BB: 2 IBB: 1 HBP: 0 BLK: 0 WP: 0 HR: 0 S: 44 P: 56 ERA: 1.00 WHIP: 0.776	IP: 9.0 WLS: 5 BF: 33 H: 5 R: 1 ER: 1 SO: 7 BB: 2 IBB: 1 HBP: 0 BLK: 0 WP: 0 HR: 0 S: 44 P: 56 ERA: 1.00 WHIP: 0.776	IP: 9.0 WLS: 5 BF: 33 H: 5 R: 1 ER: 1 SO: 7 BB: 2 IBB: 1 HBP: 0 BLK: 0 WP: 0 HR: 0 S: 44 P: 56 ERA: 1.00 WHIP: 0.776	IP: 9.0 WLS: 5 BF: 33 H: 5 R: 1 ER: 1 SO: 7 BB: 2 IBB: 1 HBP: 0 BLK: 0 WP: 0 HR: 0 S: 44 P: 56 ERA: 1.00 WHIP: 0.776	IP: 9.0 WLS: 5 BF: 33 H: 5 R: 1 ER: 1 SO: 7 BB: 2 IBB: 1 HBP: 0 BLK: 0 WP: 0 HR: 0 S: 44 P: 56 ERA: 1.00 WHIP: 0.776		

Batter	1	2	3	4	5	6	7	8	9	10	11	12	13	14	15	AB	R	H	RBI	BB	SO	LOB	BOTTOM		
Gene Richards, L OBP: 0.344, SLG: 0.340	6-3 S 1B			FC6-4 2B		FC6-4 1B		E S 1B			F7				G5-3-1 1B	7	1	6	0	1	0	0			
Bill Almon, R OBP: 0.296, SLG: 0.317	F9			K		FC6-4 1B		F9			K				G5-3-1	8	0	1	0	0	3	8			
George Hendrick, R OBP: 0.300, SLG: 0.422	6-3			FC6-5-4 PB S		FC6-4 S					G3 SH2-3 BB				5-3	5	0	0	0	2	1	4			
Dave Kingman, R OBP: 0.272, SLG: 0.388				F7		K					SH2-3				5-3	6	0	2	1	0	3	5			
Mike Ivie, R OBP: 0.338, SLG: 0.416 Jerry Turner, L OBP: 0.346, SLG: 0.446 Dave Roberts, R OBP: 0.273, SLG: 0.329	K			F7		5-3					G3				F9	4	0	1	0	0	1	1			
Gene Tenace, R OBP: 0.417, SLG: 0.399				5-3 4-3 BB		FC6-4 BB		F6			6-3				IBB	3	1	1	0	4	0	2			
Mike Champion, R OBP: 0.289, SLG: 0.291				4-3		FC6-4		F9			E6				5-3	6	0	0	0	1	0	5			
Turk Hill, R OBP: 0.310, SLG: 0.294 Dave Wehrmeister, R OBP: 0.345, SLG: 0.587 Dave Starnhouse, R OBP: 0.346, SLG: 0.588 Pat Scanlon, L OBP: 0.347, SLG: 0.589 Dan Spillner, R OBP: 0.348, SLG: 0.590 Joe Kerman, R OBP: 0.349, SLG: 0.591				5-3		F8					6-3				FC1-4-6 1B	5	0	1	0	0	0	4			
Dave Wehrmeister, R OBP: 0.200, SLG: 0.320 Merv Rettenmund, R OBP: 0.434, SLG: 0.510 Tom Griffin, R OBP: 0.168, SLG: 0.405 Gary Sulistrenski, R OBP: 0.350, SLG: 0.370				K		K2-3					K				F8	3	0	0	0	0	3	1			
Inning Stats	R: 1 E: 0 K: 1 S: 7	H: 2 LOB: 1 BB: 0 P: 7	R: 0 E: 0 K: 1 S: 5	H: 0 LOB: 1 BB: 0 P: 9	R: 0 E: 0 K: 1 S: 6	H: 1 LOB: 1 BB: 0 P: 6	R: 0 E: 0 K: 1 S: 6	H: 0 LOB: 1 BB: 0 P: 7	R: 0 E: 0 K: 2 S: 8	H: 1 LOB: 2 BB: 1 P: 12	R: 0 E: 1 K: 0 S: 4	H: 1 LOB: 1 BB: 0 P: 4	R: 0 E: 0 K: 0 S: 3	H: 0 LOB: 3 BB: 2 P: 12	R: 0 E: 0 K: 0 S: 3	H: 1 LOB: 0 BB: 0 P: 3	R: 0 E: 0 K: 0 S: 9	H: 0 LOB: 0 BB: 0 P: 9	R: 0 E: 0 K: 1 S: 8	H: 3 LOB: 2 BB: 0 P: 8	1B: 11 2B: 2 3B: 0 HR: 0	SF: 0 SAC: 1 DP: 1 HBP: 0	WP: 1 PB: 1 SB: 0 CS: 1	PA: 65	
PITCHER	IP: 7.0 WLS: 4 BF: 31 H: 6 R: 1 ER: 1 SO: 7 BB: 4 IBB: 0 HBP: 0 BLK: 0 WP: 0 HR: 0 S: 41 P: 57 ERA: 1.29 WHIP: 1.429	IP: 7.0 WLS: 4 BF: 31 H: 6 R: 1 ER: 1 SO: 7 BB: 4 IBB: 0 HBP: 0 BLK: 0 WP: 0 HR: 0 S: 41 P: 57 ERA: 1.29 WHIP: 1.429	IP: 7.0 WLS: 4 BF: 31 H: 6 R: 1 ER: 1 SO: 7 BB: 4 IBB: 0 HBP: 0 BLK: 0 WP: 0 HR: 0 S: 41 P: 57 ERA: 1.29 WHIP: 1.429	IP: 7.0 WLS: 4 BF: 31 H: 6 R: 1 ER: 1 SO: 7 BB: 4 IBB: 0 HBP: 0 BLK: 0 WP: 0 HR: 0 S: 41 P: 57 ERA: 1.29 WHIP: 1.429	IP: 7.0 WLS: 4 BF: 31 H: 6 R: 1 ER: 1 SO: 7 BB: 4 IBB: 0 HBP: 0 BLK: 0 WP: 0 HR: 0 S: 41 P: 57 ERA: 1.29 WHIP: 1.429	IP: 7.0 WLS: 4 BF: 31 H: 6 R: 1 ER: 1 SO: 7 BB: 4 IBB: 0 HBP: 0 BLK: 0 WP: 0 HR: 0 S: 41 P: 57 ERA: 1.29 WHIP: 1.429	IP: 7.0 WLS: 4 BF: 31 H: 6 R: 1 ER: 1 SO: 7 BB: 4 IBB: 0 HBP: 0 BLK: 0 WP: 0 HR: 0 S: 41 P: 57 ERA: 1.29 WHIP: 1.429	IP: 7.0 WLS: 4 BF: 31 H: 6 R: 1 ER: 1 SO: 7 BB: 4 IBB: 0 HBP: 0 BLK: 0 WP: 0 HR: 0 S: 41 P: 57 ERA: 1.29 WHIP: 1.429	IP: 7.0 WLS: 4 BF: 31 H: 6 R: 1 ER: 1 SO: 7 BB: 4 IBB: 0 HBP: 0 BLK: 0 WP: 0 HR: 0 S: 41 P: 57 ERA: 1.29 WHIP: 1.429	IP: 7.0 WLS: 4 BF: 31 H: 6 R: 1 ER: 1 SO: 7 BB: 4 IBB: 0 HBP: 0 BLK: 0 WP: 0 HR: 0 S: 41 P: 57 ERA: 1.29 WHIP: 1.429	IP: 7.0 WLS: 4 BF: 31 H: 6 R: 1 ER: 1 SO: 7 BB: 4 IBB: 0 HBP: 0 BLK: 0 WP: 0 HR: 0 S: 41 P: 57 ERA: 1.29 WHIP: 1.429	IP: 7.0 WLS: 4 BF: 31 H: 6 R: 1 ER: 1 SO: 7 BB: 4 IBB: 0 HBP: 0 BLK: 0 WP: 0 HR: 0 S: 41 P: 57 ERA: 1.29 WHIP: 1.429	IP: 7.0 WLS: 4 BF: 31 H: 6 R: 1 ER: 1 SO: 7 BB: 4 IBB: 0 HBP: 0 BLK: 0 WP: 0 HR: 0 S: 41 P: 57 ERA: 1.29 WHIP: 1.429	IP: 7.0 WLS: 4 BF: 31 H: 6 R: 1 ER: 1 SO: 7 BB: 4 IBB: 0 HBP: 0 BLK: 0 WP: 0 HR: 0 S: 41 P: 57 ERA: 1.29 WHIP: 1.429	IP: 7.0 WLS: 4 BF: 31 H: 6 R: 1 ER: 1 SO: 7 BB: 4 IBB: 0 HBP: 0 BLK: 0 WP: 0 HR: 0 S: 41 P: 57 ERA: 1.29 WHIP: 1.429	IP: 7.0 WLS: 4 BF: 31 H: 6 R: 1 ER: 1 SO: 7 BB: 4 IBB: 0 HBP: 0 BLK: 0 WP: 0 HR: 0 S: 41 P: 57 ERA: 1.29 WHIP: 1.429	IP: 7.0 WLS: 4 BF: 31 H: 6 R: 1 ER: 1 SO: 7 BB: 4 IBB: 0 HBP: 0 BLK: 0 WP: 0 HR: 0 S: 41 P: 57 ERA: 1.29 WHIP: 1.429	IP: 7.0 WLS: 4 BF: 31 H: 6 R: 1 ER: 1 SO: 7 BB: 4 IBB: 0 HBP: 0 BLK: 0 WP: 0 HR: 0 S: 41 P: 57 ERA: 1.29 WHIP: 1.429	IP: 7.0 WLS: 4 BF: 31 H: 6 R: 1 ER: 1 SO: 7 BB: 4 IBB: 0 HBP: 0 BLK: 0 WP: 0 HR: 0 S: 41 P: 57 ERA: 1.29 WHIP: 1.429	IP: 7.0 WLS: 4 BF: 31 H: 6 R: 1 ER: 1 SO: 7 BB: 4 IBB: 0 HBP: 0 BLK: 0 WP: 0 HR: 0 S: 41 P: 57 ERA: 1.29 WHIP: 1.429	IP: 7.0 WLS: 4 BF: 31 H: 6 R: 1 ER: 1 SO: 7 BB: 4 IBB: 0 HBP: 0 BLK: 0 WP: 0 HR: 0 S: 41 P: 57 ERA: 1.29 WHIP: 1.429	IP: 7.0 WLS: 4 BF: 31 H: 6 R: 1 ER: 1 SO: 7 BB: 4 IBB: 0 HBP: 0 BLK: 0 WP: 0 HR: 0 S: 41 P: 57 ERA: 1.29 WHIP: 1.429	IP: 7.0 WLS: 4 BF: 31 H: 6 R: 1 ER: 1 SO: 7 BB: 4 IBB: 0 HBP: 0 BLK: 0 WP: 0 HR: 0 S: 41 P: 57 ERA: 1.29 WHIP: 1.429	IP: 7.0 WLS: 4 BF: 31 H: 6 R: 1 ER: 1 SO: 7 BB: 4 IBB: 0 HBP: 0 BLK: 0 WP: 0 HR: 0 S: 41 P: 57 ERA: 1.29 WHIP: 1.429	IP: 7.0 WLS: 4 BF: 31 H: 6 R: 1 ER: 1 SO: 7 BB: 4 IBB: 0 HBP: 0 BLK: 0 WP: 0 HR: 0 S: 41 P: 57 ERA: 1.29 WHIP: 1.429

Montreal Expos @ San Diego Padres</

Batter	1	2	3	4	5	6	7	8	9	AB	R	H	RBI	BB	SO	LOB	TOP				
Pepe Frias, R OBP: 0.194, SLG: 0.222 (1,4)	5-3	FC6-4		G3		5-3			SH2-3 1B	5	0	1	0	0	0	3					
Del Unser, L OBP: 0.348, SLG: 0.469 (1,8)	4-3		G3		E7 1B	G3			SH2-3 1-2	4	1	1	0	0	0	0					
Ellis Valentine, R OBP: 0.355, SLG: 0.530 (1,9)	F9			BB 1B		3-1			K	5	0	2	1	0	1	1					
Tony Perez, R OBP: 0.342, SLG: 0.429 (1,3)																					
Gary Carter, R OBP: 0.337, SLG: 0.476 (1,2)																					
Warren Cromartie, L OBP: 0.329, SLG: 0.419 (1,7)																					
Wayne Garrett, L OBP: 0.380, SLG: 0.378 (1,5)																					
Larry Parrish, R OBP: 0.312, SLG: 0.388 (5, PH)																					
Pete Mackanin, R OBP: 0.321, SLG: 0.388 (1,6)																					
Stan Bahnsen, R OBP: 0.160, SLG: 0.130 (1,1)																					
Inning Stats	R: 0 E: 0 K: 0 S: 3	H: 0 LOB: 0 BB: 0 P: 3	R: 2 E: 0 K: 0 S: 6	H: 3 LOB: 2 BB: 1 P: 10	R: 0 E: 0 K: 1 S: 6	H: 1 LOB: 2 BB: 1 P: 10	R: 0 E: 0 K: 0 S: 4	H: 3 LOB: 1 BB: 0 P: 4	R: 3 E: 0 K: 1 S: 8	H: 4 LOB: 2 BB: 2 P: 16	R: 0 E: 0 K: 2 S: 7	H: 0 LOB: 0 BB: 0 P: 7	R: 0 E: 0 K: 0 S: 3	H: 0 LOB: 0 BB: 0 P: 3	R: 0 E: 0 K: 1 S: 6	H: 1 LOB: 2 BB: 1 P: 10	1B: 10 2B: 2 3B: 0 HR: 0	SF: 0 SAC: 1 DP: 0 HBP: 0	WP: 0 PB: 0 SB: 0 CS: 0	PA: 41	
PITCHER	IP	WLS	BF	H	R	ER	SO	BB	IBB	HBP	BLK	WP	HR	S	P	ERA	WHIP				
Rick Sawyer, R ERA: 5.75 (1,1)	4.2		24	10	5	5	2	3	0	0	0	0	0	25	37	9.64	2.786				
Dave Tomlin, L ERA: 3.55 (5,1)	1.1		6	1	0	0	0	0	1	0	0	0	0	5	9	0.00	0.750				
Tom Griffin, R ERA: 4.78 (7,1)	3.0	W	11	1	0	0	3	0	1	0	0	0	0	16	20	0.00	0.333				

Montreal Expos @ San Diego Padres
San Diego Stadium, San Diego, CA
Wed Jul 27 1977, 10:05 PM EDT
Att: 8,037 - Unknown

AB 35
R 5
H 12
RBI 5
BB 5
SO 5
LOB 14



Batter	1	2	3	4	5	6	7	8	9	AB	R	H	RBI	BB	SO	LOB	BOTTOM				
Gene Richards, L OBP: 0.341, SLG: 0.335 (1,8)	6-3			K	4-3				F7	4	0	0	0	0	1	0					
Bill Almon, R OBP: 0.298, SLG: 0.319 (1,6)	6-3			HR 1B					F8	4	2	2	0	0	0	0					
George Hendrick, R OBP: 0.365, SLG: 0.443 (1,9)	4-3			HR 1B					1B FC3-2 1B	4	2	3	4	0	0	0					
Mike Ivie, R OBP: 0.342, SLG: 0.423 (1,3)																					
Jerry Turner, L OBP: 0.346, SLG: 0.441 (1,7)																					
Gene Tenace, R OBP: 0.418, SLG: 0.398 (1,2)																					
Mike Champion, R OBP: 0.287, SLG: 0.289 (1,4)																					
Dave Tomlin, L OBP: 0.333, SLG: 0.333 (5,1)																					
Dave Kingman, R OBP: 0.271, SLG: 0.387 (6, PH)																					
Tom Griffin, R OBP: 0.158, SLG: 0.405 (7,1)																					
Gary Sutherland, R OBP: 0.350, SLG: 0.370 (9, PH)																					
Tucker Ashford, R OBP: 0.263, SLG: 0.326 (1,5)																					
Rick Sawyer, R OBP: 0.320, SLG: 0.150 (1,1)																					
Pat Scanlon, L OBP: 0.235, SLG: 0.194 (5,4)																					
Inning Stats	R: 0 E: 0 K: 0 S: 3	H: 1 LOB: 0 BB: 0 P: 3	R: 0 E: 0 K: 2 S: 7	H: 0 LOB: 0 BB: 0 P: 7	R: 3 E: 1 K: 1 S: 9	H: 4 LOB: 1 BB: 0 P: 9	R: 0 E: 0 K: 0 S: 3	H: 1 LOB: 0 BB: 0 P: 3	R: 2 E: 0 K: 0 S: 5	H: 2 LOB: 1 BB: 1 P: 9	R: 0 E: 0 K: 0 S: 3	H: 0 LOB: 0 BB: 0 P: 3	R: 0 E: 0 K: 0 S: 4	H: 2 LOB: 1 BB: 0 P: 4	R: 2 E: 0 K: 0 S: 3	H: 2 LOB: 0 BB: 0 P: 3	1B: 8 2B: 1 3B: 0 HR: 3	SF: 0 SAC: 1 DP: 2 HBP: 0	WP: 0 PB: 0 SB: 0 CS: 1	PA: 36	
PITCHER	IP	WLS	BF	H	R	ER	SO	BB	IBB	HBP	BLK	WP	HR	S	P	ERA	WHIP				
Stan Bahnsen, R ERA: 5.36 (1,1)	8.1	L	35	12	7	7	3	1	0	0	0	0	3	40	44	7.56	1.560				

Montreal Expos @ San Diego Padres
San Diego Stadium, San Diego, CA
Wed Jul 27 1977, 10:05 PM EDT
Att: 8,037 - Unknown


AB 33
R 7
H 12
RBI 7
BB 1
SO 3
LOB 8



Batter	1	2	3	4	5	6	7	8	9	AB	R	H	RBI	BB	SO	LOB	TOP										
Dave Cash, R OBP: 0.333, SLG: 0.342	F9		F7		L6		5-3		6-3 BB	4	0	0	0	1	0	3											
Chris Speier, R OBP: 0.331, SLG: 0.344	6-3					F8		6-3	6-3	4	0	1	0	1	0	1											
Ellis Valentine, R OBP: 0.350, SLG: 0.523	5-3			F8		F8	F4		6-3	5	0	0	0	0	0	4											
Tony Perez, R OBP: 0.345, SLG: 0.430		CS 1B		5-3		F9		HR 1B		4	1	2	0	1	0	1											
Gary Carter, R OBP: 0.341, SLG: 0.476		G4-6-3 1B						BB E 1B	K	4	1	2	0	1	1	3											
Warren Cromartie, L OBP: 0.355, SLG: 0.415		G4-6-3 1B		F9		F4		F8		4	0	0	0	0	0	5											
Andre Dawson, R OBP: 0.329, SLG: 0.503			5-3			WP 1B		BB E 1B	HR	4	2	3	2	0	0	0											
Larry Parrish, R OBP: 0.319, SLG: 0.392					F9			BB E BB		3	1	2	0	1	0	1											
Wayne Twitchell, R ERA: 4.78								E5		2	0	0	0	0	2	2											
Fred Holdsworth, R ERA: 6.0										0	0	0	0	0	0	0											
Jose Morales, R ERA: 7.0										1	0	0	1	0	0	0											
Bill Atkinson, R ERA: 7.0										0	0	0	0	0	0	0											
Joe Kerrigan, R ERA: 7.1										1	0	0	0	0	1	1											
Don Stanhouse, R ERA: 8.1										0	0	0	0	0	0	0											
Inning Stats	R: 0 E: 0 K: 0 S: 3	H: 0 LOB: 0 BB: 0 P: 3	R: 0 E: 0 K: 0 S: 3	H: 2 LOB: 0 BB: 0 P: 3	R: 0 E: 0 K: 1 S: 6	H: 1 LOB: 1 BB: 0 P: 6	R: 0 E: 0 K: 0 S: 4	H: 1 LOB: 2 BB: 1 P: 8	R: 0 E: 0 K: 1 S: 6	H: 1 LOB: 1 BB: 0 P: 6	R: 0 E: 0 K: 0 S: 3	H: 0 LOB: 0 BB: 0 P: 3	R: 3 E: 1 K: 0 S: 6	H: 2 LOB: 2 BB: 2 P: 14	R: 2 E: 0 K: 2 S: 10	H: 3 LOB: 1 BB: 0 P: 10	R: 0 E: 0 K: 0 S: 3	H: 0 LOB: 2 BB: 2 P: 11	1B: 8 2B: 1 3B: 0 HR: 1	SF: 0 SAC: 0 DP: 1 HBP: 0	WP: 1 PA: 41						
PITCHER	IP	WLS	BF	H	R	ER	SO	BB	IBB	HBP	BLK	WP	HR	S	P	ERA	WHIP										
Bob Owchinko, L ERA: 4.78	8.0	L	37	10	5	3	4	3	1	0	0	1	1	41	57	3.38	1.625										
Dan Spillner, R ERA: 3.33	1.0		4	0	0	0	0	0	1	0	0	0	0	3	7	0.00	0.000										

Montreal Expos @ San Diego Padres
San Diego Stadium, San Diego, CA
Thu Jul 28 1977, 6:33 AM EDT
Att: 7,010 - Unknown

AB 36
R 5
H 10
RBI 3
BB 5
SO 4
LOB 21





Batter	1	2	3	4	5	6	7	8	9	AB	R	H	RBI	BB	SO	LOB	BOTTOM										
Gene Richards, L OBP: 0.345, SLG: 0.334	6-3		CS BB			1B 2B BB		G5-4-3 BB		1	1	0	0	3	0	0											
Bill Almon, R OBP: 0.298, SLG: 0.318	F9		CS	F9		2B 1B		G5-4-3		4	1	1	1	0	0	1											
George Hendrick, R OBP: 0.364, SLG: 0.445	CI			4-3		1B 2B		G3		3	1	1	2	0	0	0											
Mike Ivie, R OBP: 0.341, SLG: 0.421	K					1B 1B		F8		4	0	1	0	0	2	1											
Jerry Turner, L OBP: 0.344, SLG: 0.436		F3			L3	CS 1B		K		4	0	1	1	0	1	0											
Gene Tenace, R OBP: 0.413, SLG: 0.393		6-3		1-3		6-3		F8		4	0	0	0	0	0	2											
Mike Champion, R OBP: 0.265, SLG: 0.287					F6					3	0	0	0	0	1	0											
Tucker Ashford, R OBP: 0.265, SLG: 0.326			F7			SH5-4 1B		6-3		3	1	1	0	0	0	0											
Bob Owchinko, L ERA: 4.58										2	0	0	0	0	0	0											
Fred Holdsworth, R ERA: 6.0										0	0	0	0	0	0	0											
Joe Kerrigan, R ERA: 2.54										0	0	0	0	0	0	0											
Don Stanhouse, R ERA: 4.31										0	0	0	0	0	0	0											
Inning Stats	R: 0 E: 1 K: 1 S: 6	H: 0 LOB: 1 BB: 0 P: 6	R: 0 E: 0 K: 1 S: 5	H: 0 LOB: 0 BB: 0 P: 5	R: 0 E: 0 K: 0 S: 2	H: 0 LOB: 0 BB: 1 P: 6	R: 0 E: 0 K: 1 S: 5	H: 0 LOB: 0 BB: 0 P: 5	R: 0 E: 0 K: 0 S: 3	H: 0 LOB: 0 BB: 0 P: 3	R: 4 E: 0 K: 0 S: 7	H: 5 LOB: 1 BB: 1 P: 11	R: 0 E: 0 K: 0 S: 3	H: 0 LOB: 0 BB: 0 P: 3	R: 0 E: 0 K: 0 S: 2	H: 0 LOB: 0 BB: 1 P: 6	R: 0 E: 0 K: 1 S: 5	H: 0 LOB: 0 BB: 0 P: 5	1B: 4 2B: 1 3B: 0 HR: 0	SF: 0 SAC: 1 DP: 1 HBP: 0	WP: 0 PA: 34						
PITCHER	IP	WLS	BF	H	R	ER	SO	BB	IBB	HBP	BLK	WP	HR	S	P	ERA	WHIP										
Wayne Twitchell, R ERA: 4.58	5.1		23	5	4	4	3	2	0	0	0	0	0	1	1	0.00	0.000										
Joe Kerrigan, R ERA: 2.54	1.0	W	4	0	0	0	0	1	0	0	0	0	0	3	7	0.00	1.000										
Don Stanhouse, R ERA: 4.31	2.0	S	5	0	0	0	1	0	0	0	0	0	0	7	7	0.00	0.000										

Montreal Expos @ San Diego Padres
San Diego Stadium, San Diego, CA
Thu Jul 28 1977, 6:33 AM EDT
Att: 7,010 - Unknown

AB 28
R 4
H 5
RBI 4
BB 3
SO 4
LOB 4



Batter	1	2	3	4	5	6	7	8	9	AB	R	H	RBI	BB	SO	LOB	TOP	
Davey Lopes, R (1,4) OBP: 0.356, SLG: 0.386	G3			6-3 S SF8-3-6 BB		3B 1B				2	2	1	0	1	0	0	Los Angeles Dodgers @ Montreal Expos Olympic Stadium, Montreal, QB Fri Jul 29 1977, 7:05 PM EDT Att: 41,721 - Unknown livebaseballscorecards.com	
Bill Russell, R (1,6) OBP: 0.309, SLG: 0.370	F7			6-3		2B 3B				3	1	1	1	0	0	1		
Reggie Smith, S (1,9) OBP: 0.431, SLG: 0.566	4-3			BB		1B 2B				2	0	1	1	1	0	0		
Ron Cey, R (1,5) OBP: 0.383, SLG: 0.488		F9		SF8-3-6		1B				2	0	1	1	0	0	0		
Steve Garvey, R (1,3) OBP: 0.333, SLG: 0.518		F8			6-3					3	1	1	0	0	0	0		
Dusty Baker Jr., R (1,7) OBP: 0.344, SLG: 0.488		5-3			K					3	0	0	0	0	2	1		
Joe Simpson, L (1,8) Manny Mota, R (7, PH) Glenn Burke, R (7, PR) OBP: 0.593, SLG: 0.500 OBP: 0.278, SLG: 0.284				6-3		6-3				2	0	0	0	0	0	0		
Steve Yeager, R (1,2) OBP: 0.360, SLG: 0.472				F7		K				3	0	0	1	0	1	1		
Doug Rau, L (1,1) OBP: 0.204, SLG: 0.160				4-3		4-3				2	0	0	0	0	0	0		
Inning Stats	R: 0 E: 0 K: 0 S: 3	H: 0 LOB: 0 BB: 0 P: 3	R: 0 E: 0 K: 0 S: 3	H: 0 LOB: 0 BB: 0 P: 3	R: 0 E: 0 K: 0 S: 3	H: 0 LOB: 0 BB: 2 P: 10	R: 0 E: 0 K: 1 S: 5	H: 0 LOB: 0 BB: 0 P: 5	R: 2 E: 0 K: 1 S: 8	H: 4 LOB: 2 BB: 0 P: 8	R: 1 E: 0 K: 1 S: 6	H: 2 LOB: 2 BB: 0 P: 6						
PITCHER Steve Rogers, R (1,1) ERA: 2.72	IP: 6.2 WLS: L BF: 26	H: 6 R: 4 ER: 3 SO: 3	BB: 2 IBB: 0 HBP: 0 BLK: 0	WP: 0 HR: 0 S: 30 P: 38	ERA: 4.05 WHIP: 1.200	PITCHER	IP: 6.2 WLS: L BF: 26	H: 6 R: 4 ER: 3 SO: 3	BB: 2 IBB: 0 HBP: 0 BLK: 0	WP: 0 HR: 0 S: 30 P: 38	ERA: 4.05 WHIP: 1.200							
										1B: 4 2B: 2 3B: 1 HR: 0	SF: 1 SAC: 0 DP: 1 HBP: 0	WP: 0 PB: 0 SB: 2 CS: 0	PA: 26					

Batter	1	2	3	4	5	6	7	8	9	AB	R	H	RBI	BB	SO	LOB	BOTTOM	
Dave Cash, R (1,4) OBP: 0.333, SLG: 0.342	6-3		1-6-3			G6-4-3 1B				3	0	1	0	0	0	1	Los Angeles Dodgers @ Montreal Expos Olympic Stadium, Montreal, QB Fri Jul 29 1977, 7:05 PM EDT Att: 41,721 - Unknown livebaseballscorecards.com	
Chris Speier, R (1,6) OBP: 0.328, SLG: 0.341	K				F9	G6-4-3 1-2				3	0	0	0	0	1	1		
Ellis Valentine, R (1,9) OBP: 0.348, SLG: 0.519	F9				F7	5-3				3	0	0	0	0	0	0		
Tony Perez, R (1,3) OBP: 0.346, SLG: 0.431		F9			2B 1B					2	1	1	0	0	0	0		
Gary Carter, R (1,2) OBP: 0.342, SLG: 0.479		F9			2B					2	0	1	1	0	0	0		
Warren Cromartie, L (1,7) OBP: 0.324, SLG: 0.413		G3			4-3					2	0	0	0	0	0	1		
Andre Dawson, R (1,8) OBP: 0.330, SLG: 0.503				E5 SH1-4		G6-3 1B				2	0	1	0	0	0	0		
Larry Parrish, R (1,5) OBP: 0.316, SLG: 0.389				K		G6-3 1-2				2	0	0	0	0	1	2		
Steve Rogers, R (1,1) OBP: 0.156, SLG: 0.115				SH1-4		K				1	0	0	0	0	1	0		
Inning Stats	R: 0 E: 0 K: 1 S: 5	H: 0 LOB: 0 BB: 0 P: 5	R: 0 E: 0 K: 0 S: 3	H: 0 LOB: 0 BB: 0 P: 3	R: 0 E: 1 K: 1 S: 6	H: 2 LOB: 1 BB: 0 P: 6	R: 0 E: 0 K: 0 S: 5	H: 1 LOB: 0 BB: 0 P: 5	R: 0 E: 0 K: 0 S: 3	H: 1 LOB: 0 BB: 0 P: 3	R: 0 E: 0 K: 0 S: 3	H: 0 LOB: 0 BB: 0 P: 3						
PITCHER Doug Rau, L (1,1) ERA: 3.83	IP: 6.0 WLS: W BF: 21	H: 4 R: 1 ER: 1 SO: 3	BB: 0 IBB: 0 HBP: 0 BLK: 0	WP: 0 HR: 0 S: 27 P: 27	ERA: 1.50 WHIP: 0.667	PITCHER	IP: 6.0 WLS: W BF: 21	H: 4 R: 1 ER: 1 SO: 3	BB: 0 IBB: 0 HBP: 0 BLK: 0	WP: 0 HR: 0 S: 27 P: 27	ERA: 1.50 WHIP: 0.667							
										1B: 3 2B: 1 3B: 0 HR: 0	SF: 0 SAC: 1 DP: 2 HBP: 0	WP: 0 PB: 0 SB: 0 CS: 0	PA: 21					

Batter	1	2	3	4	5	6	7	8	9	AB	R	H	RBI	BB	SO	LOB	TOP										
Davey Lopes, R OBP: 0.362, SLG: 0.387 (1, 4)										2	1	1	0	3	1	0											
Bill Russell, R OBP: 0.310, SLG: 0.369 (1, 6)										4	0	1	0	1	0	2											
Reggie Smith, S OBP: 0.431, SLG: 0.564 Glenn Burke, R OBP: 0.268, SLG: 0.273 (2, 8)										1	1	0	0	1	0	2											
Ron Cey, R OBP: 0.383, SLG: 0.485 (1, 5)										4	1	1	0	1	2	1											
Steve Garvey, R OBP: 0.334, SLG: 0.518 (1, 3)										4	1	2	2	0	2	0											
Dusty Baker Jr., R OBP: 0.343, SLG: 0.488 (1, 7)										4	1	1	2	0	1	2											
Joe Simpson, L OBP: 0.333, SLG: 0.200 (2, 9)										3	1	1	0	1	0	2											
Steve Yeager, R OBP: 0.356, SLG: 0.465 (1, 2)										4	0	0	0	0	3	5											
Rick Rhoden, R OBP: 0.226, SLG: 0.396 Lance Rautzhan, R Mike Garman, R (7, 1)										3	1	1	3	0	0	1											
Inning Stats	R: 7 E: 0 K: 1 S: 9	H: 4 LOB: 5 P: 29	R: 0 E: 0 K: 0 S: 5	H: 2 LOB: 2 BB: 0 P: 5	R: 0 E: 0 K: 0 S: 2	H: 0 LOB: 0 BB: 1 P: 6	R: 0 E: 0 K: 1 S: 5	H: 0 LOB: 0 BB: 0 P: 5	R: 0 E: 0 K: 2 S: 7	H: 1 LOB: 1 BB: 1 P: 11	R: 0 E: 0 K: 1 S: 6	H: 2 LOB: 1 BB: 0 P: 6	R: 0 E: 0 K: 1 S: 5	H: 0 LOB: 0 BB: 0 P: 5	R: 0 E: 0 K: 2 S: 7	H: 0 LOB: 0 BB: 0 P: 7	R: 0 E: 0 K: 1 S: 5	H: 0 LOB: 0 BB: 0 P: 5	1B: 6 2B: 1 3B: 0 HR: 1	SF: 0 SAC: 0 DP: 2 HBP: 0	WP: 0 PB: 0 SB: 4 CS: 0	PA: 40					
PITCHER	IP	WLS	BF	H	R	ER	SO	BB	IBB	HBP	BLK	WP	HR	S	P	ERA	WHIP										
Jackie Brown, R ERA: 3.8 (1, 1)	0.1	L	7	3	6	6	0	3	0	0	0	0	0	4	16	162.00	18.000										
Fred Holdsworth, R ERA: 5.94 (3, 1)	1.2		10	3	1	1	1	2	0	0	0	0	1	10	18	5.40	3.000										
Santo Alcala, R ERA: 5.4 (6, 1)	3.0		10	0	0	0	3	2	0	0	0	0	0	14	22	0.00	0.667										
Don Stanhouse, R ERA: 4.23 Bill Atkinson, R ERA: 3.33 (8, 1)	2.0		6	0	0	0	3	0	0	0	0	0	0	12	12	0.00	0.000										
Batter	1	2	3	4	5	6	7	8	9	AB	R	H	RBI	BB	SO	LOB	BOTTOM										
Dave Cash, R OBP: 0.336, SLG: 0.350 (1, 4)										5	1	3	2	0	0	1											
Chris Speier, R OBP: 0.326, SLG: 0.339 (1, 6)										5	0	1	1	0	0	2											
Ellis Valentine, R OBP: 0.344, SLG: 0.513 (1, 9)										4	0	0	0	0	0	2											
Tony Perez, R OBP: 0.350, SLG: 0.436 (1, 3)										3	0	2	0	1	1	0											
Warren Cromartie, L OBP: 0.321, SLG: 0.409 (1, 7)										4	0	0	0	0	2	3											
Gary Carter, R OBP: 0.341, SLG: 0.486 (1, 2)										4	1	1	1	0	1	2											
Andre Dawson, R OBP: 0.332, SLG: 0.502 (1, 8)										3	1	1	0	1	0	1											
Wayne Garrett, L OBP: 0.389, SLG: 0.391 (1, 5)										3	1	2	0	1	0	2											
Jackie Brown, R Fred Holdsworth, R Sam Mason, R Steve Alcala, R Pete Mackanin, R Don Stanhouse, R Del Unser, R Jim Mendenhall, R Bill Atkinson, R Larry Parrish, R (1, 1)										0	0	0	0	0	0	0											
Inning Stats	R: 1 E: 0 K: 1 S: 7	H: 2 LOB: 1 P: 7	R: 0 E: 0 K: 0 S: 3	H: 0 LOB: 1 BB: 1 P: 7	R: 0 E: 0 K: 0 S: 3	H: 1 LOB: 0 BB: 0 P: 3	R: 0 E: 0 K: 1 S: 6	H: 1 LOB: 1 BB: 0 P: 6	R: 1 E: 0 K: 0 S: 4	H: 2 LOB: 0 BB: 0 P: 4	R: 0 E: 0 K: 1 S: 5	H: 0 LOB: 0 BB: 0 P: 5	R: 2 E: 0 K: 0 S: 7	H: 4 LOB: 2 BB: 0 P: 7	R: 0 E: 0 K: 1 S: 5	H: 0 LOB: 2 BB: 2 P: 13	R: 0 E: 0 K: 0 S: 3	H: 0 LOB: 0 BB: 0 P: 3	1B: 6 2B: 2 3B: 1 HR: 1	SF: 0 SAC: 0 DP: 2 HBP: 0	WP: 1 PB: 0 SB: 0 CS: 0	PA: 38					
PITCHER	IP	WLS	BF	H	R	ER	SO	BB	IBB	HBP	BLK	WP	HR	S	P	ERA	WHIP										
Rick Rhoden, R ERA: 4.05 (7, 1)	0.2		3	1	0	0	0	0	0	0	0	0	0	3	3	0.00	1.500										
Lance Rautzhan, L ERA: 1.93 (7, 1)	2.1	S	9	0	0	0	1	2	0	0	0	0	0	9	17	0.00	0.857										

Los Angeles Dodgers @ Montreal Expos
Olympic Stadium, Montreal, QB
Sat Jul 30 1977, 7:05 PM EDT
Att: 34,435 - Unknown

AB	33
R	7
H	8
RBI	7
BB	7
SO	9
LOB	17



Los Angeles Dodgers @ Montreal Expos
Olympic Stadium, Montreal, QB
Sat Jul 30 1977, 7:05 PM EDT
Att: 34,435 - Unknown

AB	35
R	4
H	10
RBI	4
BB	3
SO	4
LOB	17



Batter	1	2	3	4	5	6	7	8	9	10	AB	R	H	RBI	BB	SO	LOB	TOP				
Davey Lopes, R OBP: 0.360, SLG: 0.384 (1, 4)	5-3		4-3		F8			F9		G3 1B 1B	5	1	1	2	0	0	0					
Bill Russell, R OBP: 0.313, SLG: 0.372 (1, 6)	HR 1B					L6		6-3		G3 1B 1B	5	2	3	0	0	0	0					
Reggie Smith, S OBP: 0.431, SLG: 0.571 (1, 9)	HR		F9			L6-4 1B		F9		G3	5	1	2	3	0	0	3					
Steve Garvey, R OBP: 0.337, SLG: 0.518 (1, 3)	K				5-3 1B			F4		1B 1B	4	1	2	0	1	1	0					
Dusty Baker Jr., R OBP: 0.344, SLG: 0.487 (1, 7)	F8				F8					1B IBB	5	0	2	2	0	0	3					
Charlie Hough, R OBP: 0.105, SLG: 0.222 (10, 1)					L6-4					1B	0	0	0	0	0	0	0					
Lee Lacy, R OBP: 0.299, SLG: 0.434 (1, 5)		6-3			5-3			F7		G6-4-3 1B	5	0	1	1	0	0	2					
Joe Simpson, L OBP: 0.222, SLG: 0.125 (1, 8)		1-3			K			4-3		1B	3	0	0	0	0	1	1					
Boog Powell, L OBP: 0.429, SLG: 0.273 (10, PH)										G3	0	0	0	0	1	0	0					
Glenn Burke, R OBP: 0.265, SLG: 0.269 (10, PR)										1B	1	1	0	0	0	0	1					
Johnny Oates, L OBP: 0.363, SLG: 0.404 (1, 2)		F7						G3		E1 SH 1B	3	1	0	0	1	0	1					
Burt Hooton, R OBP: 0.174, SLG: 0.178 (1, 1)								F4		SH 1B	3	0	0	0	0	2	1					
Manny Mota, R OBP: 0.593, SLG: 0.500 (10, PH)					K					G3	0	1	0	0	0	0	0					
Ted Martinez, R OBP: 0.315, SLG: 0.394 (10, 5)								K		SH 1B 1B G3	0	0	0	0	0	0	0					
Inning Stats	R: 2 E: 0 K: 1 S: 7	H: 2 LOB: 0 BB: 0 P: 7	R: 0 E: 0 K: 0 S: 3	H: 0 LOB: 0 BB: 0 P: 3	R: 0 E: 0 K: 1 S: 6	H: 1 LOB: 1 BB: 0 P: 6	R: 0 E: 0 K: 1 S: 6	H: 1 LOB: 1 BB: 0 P: 6	R: 0 E: 0 K: 0 S: 3	H: 0 LOB: 0 BB: 0 P: 3	R: 0 E: 0 K: 0 S: 4	H: 2 LOB: 1 BB: 0 P: 4	R: 0 E: 0 K: 1 S: 5	H: 0 LOB: 1 BB: 1 P: 9	R: 0 E: 0 K: 0 S: 3	H: 1 LOB: 0 BB: 0 P: 3	R: 0 E: 0 K: 0 S: 8	H: 4 LOB: 1 BB: 2 P: 16	1B: 10 2B: 1 3B: 0 HR: 1	SF: 0 SAC: 1 DP: 2 HBP: 0	WP: 0 PB: 0 SB: 0 CS: 0	PA: 43
PITCHER	IP 9.0	WLS L	BF 35	H 7	R 4	ER 4	SO 4	BB 2	IBB 0	HBP 0	BLK 0	WP 0	HR 1	S 41	P 49	ERA 4.00	WHIP 1.000					
Stan Bahnsen, R ERA: 5.15 (1, 1)	1.0	8	4	4	3	0	0	1	0	0	0	0	0	7	11	27.00	4.000					
Joe Kerrigan, R ERA: 3.03 (10, 1)																						

Los Angeles Dodgers @ Montreal Expos
Olympic Stadium, Montreal, QB
Sun Jul 31 1977, 3:33 AM EDT
Att: 41,825 - Unknown

AB	39
R	8
H	11
RBI	8
BB	3
SO	4
LOB	12



Batter	1	2	3	4	5	6	7	8	9	10	AB	R	H	RBI	BB	SO	LOB	BOTTOM						
Dave Cash, R OBP: 0.335, SLG: 0.349 (1, 4)	F8			1-3		1-3		CS 1B			4	0	1	0	0	0	0							
Chris Speier, R OBP: 0.323, SLG: 0.335 (1, 6)	F9			K		6-3		CS		1-3	4	0	0	0	0	1	0							
Ellis Valentine, R OBP: 0.343, SLG: 0.511 (1, 9)	F2			PB 1B		5-3				F7	4	1	1	0	0	0	0							
Tony Perez, R OBP: 0.349, SLG: 0.434 (1, 3)		F3				6-3				6-3	4	0	1	1	0	0	0							
Warren Cromartie, L OBP: 0.316, SLG: 0.405 (1, 7)		F8			1B			E5 1B		F9	4	1	0	0	0	0	1							
Gary Carter, R OBP: 0.340, SLG: 0.483 (1, 2)		K				5-3		K		FC5-4 1B	4	0	1	0	0	2	1							
Andre Dawson, R OBP: 0.331, SLG: 0.498 (1, 8)				F3		L8		E4 1B		FC5-4	4	0	1	0	0	0	1							
Wayne Garrett, L OBP: 0.386, SLG: 0.383 (1, 5)				F8				2-6 1B		4-3	3	0	0	0	1	0	1							
Stan Bahnsen, R OBP: 0.143, SLG: 0.115 (1, 1)						6-3					3	0	0	0	0	2	1							
Joe Kerrigan, R (10, 1)						K		K			0	0	0	0	0	0	0							
Inning Stats	R: 0 E: 0 K: 0 S: 3	H: 0 LOB: 0 BB: 0 P: 3	R: 0 E: 0 K: 1 S: 5	H: 0 LOB: 0 BB: 0 P: 5	R: 0 E: 0 K: 0 S: 3	H: 0 LOB: 0 BB: 0 P: 3	R: 1 E: 0 K: 1 S: 7	H: 2 LOB: 1 BB: 0 P: 7	R: 0 E: 0 K: 1 S: 5	H: 0 LOB: 1 BB: 1 P: 9	R: 0 E: 0 K: 0 S: 3	H: 0 LOB: 0 BB: 0 P: 3	R: 1 E: 2 K: 1 S: 6	H: 1 LOB: 1 BB: 0 P: 6	R: 0 E: 0 K: 1 S: 5	H: 1 LOB: 0 BB: 0 P: 5	R: 0 E: 0 K: 0 S: 3	H: 0 LOB: 0 BB: 0 P: 3	R: 0 E: 0 K: 0 S: 4	H: 1 LOB: 1 BB: 0 P: 4	1B: 5 2B: 0 3B: 0 HR: 0	SF: 0 SAC: 0 DP: 0 HBP: 0	WP: 0 PB: 1 SB: 0 CS: 1	PA: 36
PITCHER	IP 9.0	WLS W	BF 32	H 4	R 2	ER 0	SO 5	BB 1	IBB 0	HBP 0	BLK 0	WP 0	HR 0	S 40	P 44	ERA 0.00	WHIP 0.556							
Burt Hooton, R ERA: 2.56 (1, 1)	1.0	4	1	0	0	0	0	0	0	0	0	0	0	4	4	0.00	1.000							
Charlie Hough, R ERA: 3.5 (10, 1)																								

Los Angeles Dodgers @ Montreal Expos
Olympic Stadium, Montreal, QB
Sun Jul 31 1977, 3:33 AM EDT
Att: 41,825 - Unknown

AB	34
R	2
H	5
RBI	1
BB	1
SO	5
LOB	5



Batter	1	2	3	4	5	6	7	8	9	AB	R	H	RBI	BB	SO	LOB	TOP										
Dave Cash, R OBP: 0.338, SLG: 0.350 (1, 4)										4	0	2	0	1	1	0	Montreal Expos @ Atlanta Braves Atlanta-Fulton County Stadium, Atlanta, GA Thu Aug 04 1977, 7:05 PM EDT Att: 3,987 - Unknown										
Chris Speier, R OBP: 0.320, SLG: 0.338 (1, 6)										5	0	1	0	0	1	5											
Ellis Valentine, R OBP: 0.345, SLG: 0.513 (1, 9)										5	0	2	0	0	0	4											
Tony Perez, R OBP: 0.354, SLG: 0.440 (1, 3)										3	0	1	0	1	1	2											
Andre Dawson, R OBP: 0.333, SLG: 0.497 (1, 8)										3	0	0	0	1	0	3											
Warren Cromartie, L OBP: 0.322, SLG: 0.470 (1, 7)										4	1	1	0	0	0	4											
Gary Carter, R OBP: 0.336, SLG: 0.482 (1, 2)										4	1	2	2	0	0	0											
Larry Parrish, R OBP: 0.323, SLG: 0.400 (1, 5)										3	0	0	0	1	0	1											
Stan Bahnsen, R OBP: 0.138, SLG: 0.111 (4, PH)										1	0	0	0	0	0	0											
Inning Stats	R: 0 E: 0 K: 0 S: 5	H: 2 LOB: 2 BB: 0 P: 5	R: 2 E: 0 K: 1 S: 8	H: 3 LOB: 1 BB: 0 P: 8	R: 0 E: 0 K: 0 S: 3	H: 1 LOB: 1 BB: 1 P: 7	R: 0 E: 0 K: 0 S: 3	H: 0 LOB: 0 BB: 0 P: 3	R: 0 E: 0 K: 1 S: 5	H: 0 LOB: 0 BB: 0 P: 3	R: 0 E: 0 K: 0 S: 7	H: 1 LOB: 0 BB: 0 P: 3	R: 0 E: 0 K: 1 S: 7	H: 2 LOB: 3 BB: 1 P: 11	R: 0 E: 0 K: 0 S: 3	H: 0 LOB: 3 BB: 3 P: 15		1B: 7 2B: 1 3B: 0 HR: 1	SF: 0 SAC: 0 DP: 1 HBP: 0	WP: 1 PB: 0 SB: 1 CS: 0	PA: 39						
PITCHER	IP	WLS	BF	H	R	ER	SO	BB	IBB	HBP	BLK	WP	HR	S	P	ERA	WHIP										
Eddie Solomon, R ERA: 2.37 (1, 1)	8.0	W	33	9	2	2	3	2	0	0	0	0	1	37	45	2.25	1.375										
Preston Hanna, R ERA: 1.59 (9, 1)	0.1		4	0	0	0	0	3	0	0	0	1	0	1	13	0.00	9.000										
Dave Campbell, R ERA: 3.99 (9, 1)	0.2	S	2	0	0	0	0	0	0	0	0	0	0	2	2	0.00	0.000										



Batter	1	2	3	4	5	6	7	8	9	AB	R	H	RBI	BB	SO	LOB	BOTTOM										
Rowland Office, L OBP: 0.304, SLG: 0.320 (1, 8)										3	1	2	0	2	0	0	Montreal Expos @ Atlanta Braves Atlanta-Fulton County Stadium, Atlanta, GA Thu Aug 04 1977, 7:05 PM EDT Att: 3,987 - Unknown										
Barry Bonnell, R OBP: 0.376, SLG: 0.340 (8, 9)										5	1	1	0	0	0	4											
Willie Montanez, L OBP: 0.346, SLG: 0.491 (1, 3)										4	1	1	1	0	0	0											
Jeff Burroughs, R OBP: 0.371, SLG: 0.516 (1, 9)										3	1	2	1	1	0	0											
Jerry Royster, R OBP: 0.260, SLG: 0.268 (8, 5)										0	0	0	0	0	0	0											
Gary Matthews, R OBP: 0.358, SLG: 0.438 (1, 7)										4	0	2	1	0	0	1											
Biff Pocoroba, S OBP: 0.379, SLG: 0.436 (1, 2)										2	1	1	1	2	0	2											
Rod Gilbreath, R OBP: 0.319, SLG: 0.331 (1, 4)										3	0	0	1	0	1	4											
Pat Rockett, R OBP: 0.307, SLG: 0.280 (1, 6)										4	0	0	0	0	1	1											
Eddie Solomon, R OBP: 0.250, SLG: 0.182 (1, 1)										4	0	1	0	0	1	0											
Brian Asselstine, L OBP: 0.257, SLG: 0.308 (8, PR)										0	0	0	0	0	0	0											
Preston Hanna, R (9, 1)										0	0	0	0	0	0	0											
Dave Campbell, R (9, 1)										0	0	0	0	0	0	0											
Inning Stats	R: 0 E: 0 K: 0 S: 3	H: 0 LOB: 0 BB: 0 P: 3	R: 1 E: 0 K: 0 S: 4	H: 1 LOB: 1 BB: 1 P: 8	R: 3 E: 0 K: 2 S: 11	H: 4 LOB: 2 BB: 1 P: 15	R: 0 E: 0 K: 1 S: 5	H: 0 LOB: 1 BB: 1 P: 9	R: 0 E: 0 K: 0 S: 4	H: 2 LOB: 2 BB: 1 P: 8	R: 0 E: 0 K: 0 S: 3	H: 0 LOB: 0 BB: 0 P: 3	R: 0 E: 0 K: 0 S: 6	H: 3 LOB: 3 BB: 0 P: 6	R: 1 E: 0 K: 0 S: 6	H: 0 LOB: 2 BB: 0 P: 6	1B: 9 2B: 0 3B: 0 HR: 1	SF: 1 SAC: 0 DP: 0 HBP: 0	WP: 0 PB: 0 SB: 0 CS: 0	PA: 38							
PITCHER	IP	WLS	BF	H	R	ER	SO	BB	IBB	HBP	BLK	WP	HR	S	P	ERA	WHIP										
Stan Bahnsen, R ERA: 5.35 (1, 1)	3.0	L	16	5	4	4	2	1	0	0	0	0	0	18	26	12.00	2.000										
Santo Alcala, R ERA: 5.18 (4, 1)	3.0		13	2	0	0	1	2	1	0	0	0	0	12	24	0.00	1.333										
Bill Atkinson, R ERA: 3.41 (7, 1)	2.0		9	3	1	1	0	0	0	0	0	0	1	9	9	4.50	1.500										



Batter	1	2	3	4	5	6	7	8	9	AB	R	H	RBI	BB	SO	LOB	TOP										
Dave Cash, R OBP: 0.342, SLG: 0.356	4-0 FC5 BB BB		X 0-0 PB HR 2B		X 0-0 1B 1B		X 0-0 F8		X 0-0 SH3-4 1B	4	2	3	0	1	0	1											
Chris Speier, R OBP: 0.317, SLG: 0.334	0-0 F8		0-3 K		0-3 K		0-0 4-3		0-0 SH3-4	4	0	0	0	0	2	5											
Ellis Valentine, R OBP: 0.348, SLG: 0.520	4-0 BB		X 0-0 HR		X 0-3 K		X 0-0 6-3		X 0-0 1B 1B	4	1	2	3	1	1	3											
Sam Mejias, R OBP: 0.298, SLG: 0.533	1-2 BB		X 3-H HR		X 0-0 1B		X 2-3		X 2-H 1B 1B	0	1	0	0	0	0	0											
Tony Perez, R OBP: 0.357, SLG: 0.441	0-3 K		X 0-0 1B		X 0-0 CS 1B		X 0-0 F9		X 4-0 1B IBB	4	0	2	1	1	1	2											
Andre Dawson, R OBP: 0.331, SLG: 0.492	0-0 FC5		X 0-0 F9		X 0-0 CS 5-3		X 0-0 F1		X 1-3 2-H 1B	5	0	1	1	0	0	3											
Warren Cromartie, L OBP: 0.355, SLG: 0.414		X 0-0 5-3		X 0-0 CS 1B		X 0-0 1B		X 0-0 WP 2B	X 0-0 F9	5	1	3	0	0	0	1											
Gary Carter, R OBP: 0.335, SLG: 0.482		0-3 K		0-3 K		0-3 K		0-0 2B		4	0	1	1	0	3	2											
Wayne Garrett, L OBP: 0.376, SLG: 0.360		X 0-0 1-3		X 0-0 5-3		X 0-0 G3		4-0 IBB		3	0	0	0	1	0	1											
Wayne Twitchell, R OBP: 0.207, SLG: 0.154			0-3 K		4-0 1B BB		X 0-0 E6 WP 4-3		X 0-0 F8	1	1	0	0	1	1	0											
Don Stanhouse, R OBP: 0.231, SLG: 0.289										2	0	0	0	0	0	2											
Will McEnaney, L ERA: 4.17										0	0	0	0	0	0	0											
Joe Kerrigan, R ERA: 3.06										0	0	0	0	0	0	0											
Inning Stats	R: 0 E: 0 K: 1 S: 5	H: 0 LOB: 2 BB: 2 P: 13	R: 0 E: 0 K: 1 S: 5	H: 0 LOB: 0 BB: 0 P: 5	R: 2 E: 0 K: 2 S: 10	H: 3 LOB: 1 BB: 0 P: 10	R: 0 E: 0 K: 1 S: 5	H: 1 LOB: 0 BB: 0 P: 5	R: 1 E: 0 K: 2 S: 8	H: 2 LOB: 1 BB: 1 P: 12	R: 0 E: 0 K: 0 S: 4	H: 0 LOB: 0 BB: 0 P: 4	R: 1 E: 0 K: 0 S: 5	H: 2 LOB: 2 BB: 1 P: 9	R: 2 E: 0 K: 0 S: 5	H: 3 LOB: 1 BB: 1 P: 9	1B: 8 2B: 3 3B: 0 HR: 1	SF: 0 SAC: 1 DP: 0 HBP: 0	WP: 2 PB: 1 SB: 0 CS: 2	PA: 43							
PITCHER	IP	WLS	BF	H	R	ER	SO	BB	IBB	HBP	BLK	WP	HR	S	P	ERA	WHIP										
Buzz Capra, R ERA: 5.49	8.0		36	9	4	4	8	3	1	0	0	2	1	48	64	4.50	1.500										
Dave Campbell, R ERA: 4.34	0.1	L	3	2	2	2	0	0	0	0	0	0	0	3	3	54.00	6.000										
Duane Theiss, R ERA: 4.17	0.1		2	1	0	0	0	0	1	0	0	0	0	1	5	0.00	3.000										
Don Collins, L ERA: 5.17	0.1		1	0	0	0	0	0	0	0	0	0	0	1	1	0.00	0.000										

Montreal Expos @ Atlanta Braves
Atlanta-Fulton County Stadium, Atlanta, GA
Fri Aug 05 1977, 7:05 PM EDT
Att: 8,100 - Unknown

AB	36
R	6
H	12
RBI	6
BB	5
SO	8
LOB	20



Batter	1	2	3	4	5	6	7	8	9	AB	R	H	RBI	BB	SO	LOB	BOTTOM										
Rowland Office, L OBP: 0.302, SLG: 0.318	0-0 F7		X 0-0 6-3		X 0-0 1B 1-2 2-H		X 0-0 FC4-6 1B		X 0-0 5-3	5	0	1	0	0	0	1											
Barry Bonnell, R OBP: 0.381, SLG: 0.348	0-0 4-3		X 0-0 6-3		X 0-0 HR 2B		X 0-0 1B		X 4-0 FC3-6 BB	4	1	2	0	1	0	0											
Willie Montanez, L OBP: 0.344, SLG: 0.495	0-0 F7		X 0-0 HR		X 0-0 4-3		X 0-3 K		X 0-0 FC3-6	5	1	1	1	0	1	4											
Jeff Burroughs, R OBP: 0.371, SLG: 0.525		X 0-0 5-3		X 0-3 K		X 0-0 HR 2B		X 0-0 2B 2B	X 0-0 F8	5	2	2	2	0	1	1											
Gary Matthews, R OBP: 0.357, SLG: 0.439		X 0-0 E6		X 0-0 1-3		X 0-0 K		X 0-0 SH1-4 2-H 2B		4	0	1	1	0	1	0											
Biff Pocoreba, S OBP: 0.376, SLG: 0.432		X 0-0 F4		X 0-0 6-3		X 4-0 FC6-4 BB		X 0-0 SH1-4		2	0	0	0	1	0	1											
Rod Gilbreath, R OBP: 0.315, SLG: 0.326		X 0-0 F9		X 0-0 E6 1B		X 0-0 FC6-4		X 0-3 K		4	0	0	0	0	1	3											
Pat Rockett, R OBP: 0.305, SLG: 0.271			X 0-0 5-3		X 0-3 K		X 0-0 F8		X 4-0 BB	3	0	0	0	1	1	1											
Buzz Capra, R OBP: 0.231, SLG: 0.130			0-3 K		4-0 1B		X 0-0 FC4-6 1B		X 0-3 K	2	0	1	0	1	1	0											
Joe Nolan, L OBP: 0.362, SLG: 0.419										1	0	0	0	0	1	2											
Dave Campbell, R ERA: 4.17										0	0	0	0	0	0	0											
Duane Theiss, R ERA: 4.17										0	0	0	0	0	0	0											
Don Collins, R ERA: 3.06										0	0	0	0	0	0	0											
Inning Stats	R: 0 E: 0 K: 0 S: 3	H: 0 LOB: 0 BB: 0 P: 3	R: 0 E: 1 K: 0 S: 4	H: 0 LOB: 0 BB: 0 P: 4	R: 0 E: 0 K: 1 S: 5	H: 0 LOB: 0 BB: 0 P: 5	R: 1 E: 0 K: 1 S: 6	H: 1 LOB: 0 BB: 0 P: 6	R: 0 E: 1 K: 1 S: 6	H: 1 LOB: 2 BB: 1 P: 10	R: 2 E: 0 K: 1 S: 7	H: 2 LOB: 1 BB: 1 P: 11	R: 0 E: 0 K: 1 S: 7	H: 2 LOB: 2 BB: 0 P: 7	R: 1 E: 0 K: 2 S: 9	H: 2 LOB: 2 BB: 1 P: 13	R: 0 E: 0 K: 0 S: 3	H: 0 LOB: 1 BB: 1 P: 7	1B: 3 2B: 3 3B: 0 HR: 2	SF: 0 SAC: 1 DP: 0 HBP: 0	WP: 0 PB: 0 SB: 0 CS: 0	PA: 40					
PITCHER	IP	WLS	BF	H	R	ER	SO	BB	IBB	HBP	BLK	WP	HR	S	P	ERA	WHIP										
Wayne Twitchell, R ERA: 5.01	5.1		22	4	3	3	3	1	0	0	0	0	2	27	31	5.06	0.938										
Don Stanhouse, R ERA: 4.19	3.0	W	16	4	1	1	4	3	0	0	0	0	0	21	33	3.00	2.333										
Will McEnaney, L ERA: 4.17	0.1		1	0	0	0	0	0	0	0	0	0	0	1	1	0.00	0.000										
Joe Kerrigan, R ERA: 3.06	0.1	S	1	0	0	0	0	0	0	0	0	0	0	1	1	0.00	0.000										

Montreal Expos @ Atlanta Braves
Atlanta-Fulton County Stadium, Atlanta, GA
Fri Aug 05 1977, 7:05 PM EDT
Att: 8,100 - Unknown

AB	35
R	4
H	8
RBI	4
BB	4
SO	7
LOB	13



Batter	1	2	3	4	5	6	7	8	9	AB	R	H	RBI	BB	SO	LOB	TOP			
Dave Cash, R OBP: 0.339, SLG: 0.351 (1, 4)	F4		F6		5-3			6-3	K	5	0	0	0	0	1	0				
Warren Cromartie, L OBP: 0.329, SLG: 0.417 (1, 7)	BB		F6					1B	1B	4	1	3	0	0	0	0				
Ellis Valentine, R OBP: 0.350, SLG: 0.522 (1, 9)	K		2B		K			BB	1B	4	0	2	0	0	2	2				
Tony Perez, R OBP: 0.356, SLG: 0.438 (1, 3)	BB		K				K	K		3	0	0	0	1	3	3				
Andre Dawson, R OBP: 0.333, SLG: 0.492 (1, 8)	K2-3			CS	F4			BB	1B	4	0	2	1	0	1	2				
Gary Carter, R OBP: 0.337, SLG: 0.480 (1, 2)		FC6-4	BB	1B	K		K2-3		BB	2	0	0	0	2	2	1				
Chris Speier, R OBP: 0.317, SLG: 0.332 (1, 6)	F9						5-3			2	0	0	0	1	0	1				
Wayne Garrett, L OBP: 0.374, SLG: 0.358 (8, PH)				FC6-4				4-3		1	0	0	0	0	0	3				
Pepe Frias, R OBP: 0.238, SLG: 0.262 (8, 6)				BB						0	0	0	0	0	0	0				
Larry Parrish, R OBP: 0.318, SLG: 0.394 (1, 5)	F3		FC6-4				K		F6	4	0	0	0	0	1	2				
Steve Rogers, R OBP: 0.157, SLG: 0.106 (1, 1)	FC6-4									3	0	0	0	0	1	1				
Del Unser, L OBP: 0.345, SLG: 0.462 (8, PH)					G3		K		F4	1	0	0	0	0	0	0				
Inning Stats	R: 0 E: 0 K: 2 S: 8	H: 1 LOB: 2 BB: 1 P: 12	R: 0 E: 0 K: 0 S: 3	H: 0 LOB: 1 BB: 1 P: 7	R: 0 E: 0 K: 1 S: 6	H: 1 LOB: 1 BB: 0 P: 6	R: 0 E: 0 K: 1 S: 5	H: 1 LOB: 1 BB: 0 P: 9	R: 0 E: 0 K: 2 S: 7	H: 0 LOB: 0 BB: 0 P: 7	R: 0 E: 0 K: 2 S: 7	H: 0 LOB: 0 BB: 0 P: 7	R: 0 E: 0 K: 1 S: 8	H: 3 LOB: 3 BB: 1 P: 12	R: 0 E: 0 K: 1 S: 5	H: 0 LOB: 0 BB: 0 P: 5	1B: 6 2B: 1 3B: 0 HR: 0	SF: 0 SAC: 0 DP: 0 HBP: 0	WP: 0 PB: 0 SB: 0 CS: 1	PA: 37
PITCHER Phil Niekro, R ERA: 4.08 (1, 1)	IP: 9.0 WLS: W BF: 37 H: 7 R: 1 ER: 1 SO: 11 BB: 4 IBB: 0 HBP: 0 BLK: 0 WP: 0 HR: 0 S: 55 P: 71 ERA: 1.00 WHIP: 1.222																			

Montreal Expos @ Atlanta Braves
Atlanta-Fulton County Stadium, Atlanta, GA
Sat Aug 06 1977, 7:05 PM EDT
Att: 10,198 - Unknown

AB 33
R 1
H 7
RBI 1
BB 4
SO 11
LOB 15





Batter	1	2	3	4	5	6	7	8	9	AB	R	H	RBI	BB	SO	LOB	BOTTOM			
Rowland Office, L OBP: 0.308, SLG: 0.323 (1, 8)	4-3		SH3-4	1B	2H	1B		K		5	1	3	1	0	1	0				
Barry Bonnell, R OBP: 0.383, SLG: 0.351 (1, 5)	6-3		SH3-4	1B	6-3					4	0	2	0	0	0	1				
Willie Montanez, L OBP: 0.345, SLG: 0.491 (1, 3)	BB		F7			2B	FC5-2	F8	F8	3	0	0	0	2	0	4				
Jeff Burroughs, R OBP: 0.371, SLG: 0.522 (1, 9)	FC5-4		WP	1B			K	F8		4	0	1	0	1	2	4				
Jerry Royster, R OBP: 0.290, SLG: 0.268 (9, 5)	1B		BB					K		0	0	0	0	0	0	0				
Gary Matthews, R OBP: 0.359, SLG: 0.443 (1, 7)	FC5-4		WP	1B		FC5-2		E6	4-3	4	1	2	1	0	0	2				
Biff Pocoreba, S OBP: 0.377, SLG: 0.427 (1, 2)		K	4-3			FC5-2		4-3		3	0	0	0	1	1	3				
Rod Gilbreath, R OBP: 0.314, SLG: 0.325 (1, 4)		5-3			K	FC5-2				4	0	1	1	0	1	3				
Pat Rockett, R OBP: 0.312, SLG: 0.280 (1, 6)				SH2-4	1B		F6	K		4	1	2	0	0	1	4				
Phil Niekro, R OBP: 0.152, SLG: 0.143 (1, 1)	F8			SH2-4			6-3	5-3		3	0	0	0	0	0	2				
Inning Stats	R: 0 E: 0 K: 0 S: 4	H: 1 LOB: 2 BB: 1 P: 8	R: 0 E: 0 K: 1 S: 6	H: 1 LOB: 0 BB: 0 P: 6	R: 1 E: 0 K: 0 S: 5	H: 2 LOB: 1 BB: 1 P: 9	R: 1 E: 0 K: 1 S: 7	H: 2 LOB: 1 BB: 0 P: 7	R: 0 E: 0 K: 1 S: 6	H: 1 LOB: 3 BB: 2 P: 14	R: 0 E: 0 K: 0 S: 5	H: 2 LOB: 2 BB: 0 P: 5	R: 1 E: 1 K: 1 S: 7	H: 1 LOB: 1 BB: 0 P: 7	R: 0 E: 0 K: 2 S: 8	H: 1 LOB: 1 BB: 0 P: 8	1B: 10 2B: 1 3B: 0 HR: 0	SF: 0 SAC: 2 DP: 0 HBP: 0	WP: 2 PB: 0 SB: 0 CS: 0	PA: 40
PITCHER Steve Rogers, R ERA: 2.67 (1, 1)	IP: 8.0 WLS: L BF: 40 H: 11 R: 3 ER: 2 SO: 6 BB: 3 IBB: 1 HBP: 0 BLK: 0 WP: 2 HR: 0 S: 48 P: 64 ERA: 2.25 WHIP: 1.750																			

Montreal Expos @ Atlanta Braves
Atlanta-Fulton County Stadium, Atlanta, GA
Sat Aug 06 1977, 7:05 PM EDT
Att: 10,198 - Unknown

AB 34
R 3
H 11
RBI 3
BB 4
SO 6
LOB 23



Batter	1	2	3	4	5	6	7	8	9	AB	R	H	RBI	BB	SO	LOB	TOP						
Dave Cash, R OBP: 0.338, SLG: 0.353	F3		F8		F9			4-3 4-3 2B		4	1	1	0	0	0	2	<p>Montreal Expos @ Atlanta Braves Atlanta-Fulton County Stadium, Atlanta, GA</p> <p>Sun Aug 07 1977, 3:33 AM EDT Att: 5,410 - Unknown</p> <p>livebaseballscores.com</p> <p>AB 31 R 2 H 5 RBI 2 BB 4 SO 3 LOB 12</p> 						
Warren Cromartie, L OBP: 0.326, SLG: 0.413	F9		4-3		F9			4-3		4	0	0	0	0	0	3							
Ellis Valentine, R OBP: 0.349, SLG: 0.518	BB				F8			4-3		3	0	0	1	1	0	0							
Andre Dawson, R OBP: 0.332, SLG: 0.489	K				F8			F4		4	0	1	0	0	1	1							
Wayne Garrett, L OBP: 0.372, SLG: 0.351					F5			F7		3	0	0	0	1	0	1							
Jose Morales, R OBP: 0.241, SLG: 0.327	K							BB		3	1	2	1	1	1	0							
Del Unser, L OBP: 0.338, SLG: 0.452	F7				F9			F8		4	0	0	0	0	0	3							
Pete Mackanin, R OBP: 0.286, SLG: 0.339										3	0	0	0	0	0	0							
Gary Carter, R OBP: 0.339, SLG: 0.480			E6 SH3-4		4-3			4-3		0	0	0	0	1	0	0							
Jackie Brown, R OBP: 0.178, SLG: 0.159			SH3-4							1	0	1	0	0	0	0							
Fred Holdsworth, R OBP: 0.317, SLG: 0.392										0	0	0	0	0	0	0							
Larry Parrish, R OBP: 0.045, SLG: 0.182										1	0	0	0	0	0	0							
Santo Alcala, R OBP: 0.355, SLG: 0.436										1	0	0	0	0	1	2							
Tony Perez, R OBP: 0.355, SLG: 0.436										1	0	0	0	0	1	2							
Inning Stats	R: 0 E: 0 K: 1 S: 5	H: 0 LOB: 1 BB: 1 P: 9	R: 0 E: 0 K: 1 S: 5	H: 0 LOB: 0 BB: 0 P: 5	R: 0 E: 1 K: 0 S: 4	H: 0 LOB: 1 BB: 0 P: 4	R: 0 E: 0 K: 0 S: 4	H: 1 LOB: 2 BB: 1 P: 8	R: 0 E: 0 K: 0 S: 4	H: 1 LOB: 0 BB: 0 P: 4	R: 0 E: 0 K: 0 S: 3	H: 1 LOB: 0 BB: 0 P: 3	R: 1 E: 0 K: 0 S: 4	H: 1 LOB: 0 BB: 0 P: 4	R: 1 E: 0 K: 0 S: 4	H: 1 LOB: 0 BB: 2 P: 4		R: 0 E: 0 K: 1 S: 5	H: 0 LOB: 2 BB: 2 P: 13	1B: 3 2B: 1 3B: 0 HR: 1	SF: 0 SAC: 1 DP: 1 HBP: 0	WP: 0 PB: 0 SB: 0 CS: 0	PA: 36
PITCHER Dick Ruthven, R ERA: 4.1	IP: 9.0 WLS: W BF: 36 H: 5 R: 2 ER: 2 SO: 3 BB: 4 IBB: 0 HBP: 0 BLK: 0 WP: 0 HR: 1 S: 38 P: 54 ERA: 2.00 WHIP: 1.000															PITCHER		IP: 9.0 WLS: W BF: 36 H: 5 R: 2 ER: 2 SO: 3 BB: 4 IBB: 0 HBP: 0 BLK: 0 WP: 0 HR: 1 S: 38 P: 54 ERA: 2.00 WHIP: 1.000					

Batter	1	2	3	4	5	6	7	8	9	AB	R	H	RBI	BB	SO	LOB	BOTTOM				
Rowland Office, L OBP: 0.309, SLG: 0.328	4-3 2B		F7		HBP E 1B		5-3	FC4-6 1-2		5	1	2	0	0	0	2	<p>Montreal Expos @ Atlanta Braves Atlanta-Fulton County Stadium, Atlanta, GA</p> <p>Sun Aug 07 1977, 3:33 AM EDT Att: 5,410 - Unknown</p> <p>livebaseballscores.com</p> <p>AB 32 R 6 H 10 RBI 5 BB 4 SO 5 LOB 15</p> 				
Barry Bonnell, R OBP: 0.380, SLG: 0.346	4-3		FC4-6 1B		FC4-6 HBP		F7			3	1	0	0	0	0	2					
Willie Montanez, L OBP: 0.346, SLG: 0.491	G3				FC4-6 1B					4	1	2	1	0	0	2					
Jeff Burroughs, R OBP: 0.370, SLG: 0.518			K		F5			K		3	0	0	0	1	2	3					
Gary Matthews, R OBP: 0.360, SLG: 0.442	F7							K		3	1	1	0	1	1	2					
Biff Pocoreba, S OBP: 0.376, SLG: 0.426										3	1	1	1	1	0	1					
Rod Gilbreath, R OBP: 0.316, SLG: 0.338			F3		F7			HR BB		4	1	2	2	0	0	1					
Pat Rockett, R OBP: 0.310, SLG: 0.279			F8		F3			HR		4	0	1	1	0	0	1					
Dick Ruthven, R OBP: 0.286, SLG: 0.269			6-3					F7		4	0	1	1	0	0	1					
										3	0	1	0	1	2	1					
Inning Stats	R: 0 E: 0 K: 0 S: 4	H: 1 LOB: 2 BB: 1 P: 8	R: 0 E: 0 K: 0 S: 3	H: 0 LOB: 0 BB: 0 P: 3	R: 1 E: 0 K: 1 S: 7	H: 2 LOB: 1 BB: 0 P: 7	R: 1 E: 0 K: 1 S: 6	H: 1 LOB: 1 BB: 1 P: 10	R: 2 E: 1 K: 0 S: 5	H: 3 LOB: 1 BB: 0 P: 6	R: 0 E: 0 K: 1 S: 5	H: 1 LOB: 0 BB: 0 P: 5	R: 0 E: 0 K: 1 S: 6	H: 1 LOB: 1 BB: 0 P: 6	R: 2 E: 0 K: 1 S: 6	H: 1 LOB: 1 BB: 2 P: 14		1B: 8 2B: 1 3B: 0 HR: 1	SF: 0 SAC: 0 DP: 1 HBP: 1	WP: 0 PB: 0 SB: 2 CS: 1	PA: 38
PITCHER Jackie Brown, R ERA: 3.83	IP: 4.2 WLS: L BF: 23 H: 6 R: 4 ER: 4 SO: 2 BB: 2 IBB: 0 HBP: 0 BLK: 0 WP: 0 HR: 0 S: 24 P: 33 ERA: 7.71 WHIP: 1.714															PITCHER		IP: 4.2 WLS: L BF: 23 H: 6 R: 4 ER: 4 SO: 2 BB: 2 IBB: 0 HBP: 0 BLK: 0 WP: 0 HR: 0 S: 24 P: 33 ERA: 7.71 WHIP: 1.714			
Fred Holdsworth, R ERA: 4.95	1.1 4 2 0 0 1 0 0 0 0 0 0 6 6 0.00 1.500																				
Santo Alcala, R ERA: 5.26	2.0 10 2 2 2 2 2 0 0 0 0 1 12 20 9.00 2.000																				

Batter	1	2	3	4	5	6	7	8	9	AB	R	H	RBI	BB	SO	LOB	TOP										
Gene Richards, L OBP: 0.353, SLG: 0.354 (1, 9)										4	0	1	0	1	2	1											
Bill Almon, R OBP: 0.301, SLG: 0.324 (1, 6)										4	0	1	0	0	1	2											
Jerry Turner, L OBP: 0.327, SLG: 0.422 Bob Shirley, R OBP: 0.140, SLG: 0.125 Dan Spillner, R OBP: 0.313, SLG: 0.083 Pat Scanlon, L OBP: 0.293, SLG: 0.229 (9, PH)										3	0	0	0	1	1	3											
Mike Ivie, R OBP: 0.341, SLG: 0.411 (1, 3)										4	0	1	1	0	0	3											
George Hendrick, R OBP: 0.368, SLG: 0.466 (1, 8)										3	1	1	1	1	1	0											
Gene Tenace, R OBP: 0.415, SLG: 0.404 (1, 2)										3	1	0	0	1	1	3											
Mike Champion, R OBP: 0.269, SLG: 0.287 (1, 4)										4	1	1	0	0	0	0											
Tucker Ashford, R OBP: 0.297, SLG: 0.365 (1, 5)										4	1	2	1	0	0	0											
Dave Wehrmeister, R OBP: 0.222, SLG: 0.333 Dave Winfield, R OBP: 0.346, SLG: 0.505 (7, PH)										2	0	0	0	0	1	1											
										2	1	1	2	0	0	0											
Inning Stats	R: 0 E: 0 K: 1 S: 6	H: 1 LOB: 1 BB: 0 P: 6	R: 0 E: 0 K: 1 S: 5	H: 0 LOB: 0 BB: 0 P: 5	R: 0 E: 0 K: 2 S: 8	H: 1 LOB: 1 BB: 0 P: 8	R: 0 E: 0 K: 0 S: 3	H: 0 LOB: 0 BB: 0 P: 3	R: 0 E: 0 K: 0 S: 3	H: 0 LOB: 0 BB: 0 P: 3	R: 0 E: 1 K: 0 S: 4	H: 1 LOB: 2 BB: 1 P: 8	R: 5 E: 0 K: 2 S: 12	H: 5 LOB: 3 BB: 3 P: 24	R: 0 E: 0 K: 0 S: 3	H: 0 LOB: 0 BB: 0 P: 3	R: 0 E: 0 K: 2 S: 7	H: 0 LOB: 0 BB: 0 P: 7	1B: 5 2B: 2 3B: 0 HR: 1	SF: 0 SAC: 1 DP: 0 HBP: 0	WP: 0 PB: 0 SB: 0 CS: 0	PA: 39					
PITCHER	IP	WLS	BF	H	R	ER	SO	BB	IBB	HBP	BLK	WP	HR	S	P	ERA	WHIP										
Stan Bahnsen, R ERA: 5.38 Don Stanhouse, R ERA: 4.19 Joe Kerrigan, R ERA: 3.01	(1, 1)	6.0	26	6	4	4	4	2	0	0	0	0	1	32	40	6.00	1.333										
(7, 1)	2.0	W	10	2	1	1	2	1	1	0	0	0	0	12	20	4.50	1.500										
(9, 1)	1.0	S	3	0	0	0	2	0	0	0	0	0	0	7	7	0.00	0.000										

San Diego Padres @ Montreal Expos
Olympic Stadium, Montreal, QB
Mon Aug 08 1977, 7:05 PM EDT
Att: 22,613 - Unknown

AB 34
R 5
H 8
RBI 5
BB 4
SO 8
LOB 13



Batter	1	2	3	4	5	6	7	8	9	AB	R	H	RBI	BB	SO	LOB	BOTTOM										
Dave Cash, R OBP: 0.343, SLG: 0.357 (1, 4)										3	0	2	0	2	0	0											
Warren Cromartie, L OBP: 0.327, SLG: 0.412 (1, 7)										4	1	1	1	1	0	4											
Ellis Valentine, R OBP: 0.349, SLG: 0.523 (1, 9)										4	1	1	2	1	0	1											
Tony Perez, R OBP: 0.356, SLG: 0.433 (1, 3)										3	1	0	0	2	0	4											
Andre Dawson, R OBP: 0.329, SLG: 0.483 (1, 8)										4	0	0	0	0	1	2											
Gary Carter, R OBP: 0.340, SLG: 0.477 (1, 2)										2	0	0	0	2	0	0											
Wayne Garrett, L OBP: 0.376, SLG: 0.353 Larry Parrish, R OBP: 0.316, SLG: 0.391 (9, 5)										2	1	1	0	1	0	2											
Chris Speier, R OBP: 0.317, SLG: 0.331 (1, 6)										2	2	0	1	1	1	1											
Stan Bahnsen, R OBP: 0.156, SLG: 0.167 Don Stanhouse, R OBP: 0.231, SLG: 0.289 Jose Morales, R OBP: 0.236, SLG: 0.320 Joe Kerrigan, R	(1, 1)									3	0	1	2	0	1	2											
(7, 1)										0	0	0	0	0	0	0											
(9, 1)										1	0	0	0	0	0	1											
										0	0	0	0	0	0	0											
Inning Stats	R: 0 E: 0 K: 0 S: 4	H: 1 LOB: 1 BB: 0 P: 4	R: 2 E: 1 K: 0 S: 6	H: 2 LOB: 2 BB: 1 P: 10	R: 0 E: 0 K: 0 S: 3	H: 0 LOB: 2 BB: 2 P: 11	R: 0 E: 0 K: 1 S: 5	H: 0 LOB: 0 BB: 0 P: 5	R: 3 E: 0 K: 2 S: 8	H: 1 LOB: 2 BB: 4 P: 24	R: 0 E: 0 K: 0 S: 3	H: 1 LOB: 0 BB: 0 P: 3	R: 0 E: 0 K: 0 S: 3	H: 0 LOB: 0 BB: 0 P: 3	R: 1 E: 0 K: 0 S: 4	H: 1 LOB: 3 BB: 3 P: 16	1B: 3 2B: 2 3B: 0 HR: 1	SF: 1 SAC: 0 DP: 1 HBP: 0	WP: 1 PB: 0 SB: 0 CS: 0	PA: 40							
PITCHER	IP	WLS	BF	H	R	ER	SO	BB	IBB	HBP	BLK	WP	HR	S	P	ERA	WHIP										
Dave Wehrmeister, R ERA: 4.5 Bob Shirley, L ERA: 4.16 Dan Spillner, R ERA: 3.34	(1, 1)	6.0	30	5	5	3	3	7	0	0	0	0	1	29	57	4.50	2.000										
(7, 1)	1.2	L	8	1	1	1	0	1	1	0	1	0	0	6	14	5.40	1.200										
(8, 1)	0.1		2	0	0	0	0	1	0	0	0	0	0	1	5	0.00	3.000										

San Diego Padres @ Montreal Expos
Olympic Stadium, Montreal, QB
Mon Aug 08 1977, 7:05 PM EDT
Att: 22,613 - Unknown

AB 29
R 6
H 6
RBI 6
BB 10
SO 3
LOB 17



Batter	1	2	3	4	5	6	7	8	9	AB	R	H	RBI	BB	SO	LOB	TOP			
Dave Cash, R (1, 4) OBP: 0.345, SLG: 0.355	4-0 6-3 1B BB		0-0 G3 1B		0-0 6-3		0-0 F7			3	1	1	0	1	0	1	Montreal Expos @ Philadelphia Phillies Veterans Stadium, Philadelphia, PA Wed Aug 10 1977, 7:05 PM EDT Unknown livebaseballscorecards.com			
Warren Cromartie, L (1, 7) OBP: 0.321, SLG: 0.454	0-0 G3 1-2		0-0 G3 1-2		0-0 4-3			0-0 G3		4	0	0	0	0	0	2				
Ellis Valentine, R (1, 9) OBP: 0.349, SLG: 0.519	0-0 6-3 2-3		0-0 F3		0-0 5-3			0-0 5-3		4	0	0	0	0	0	2				
Tony Perez, R (1, 3) OBP: 0.353, SLG: 0.426	0-0 1B 3-H		0-0 6-3			0-3 K		0-0 F9		4	0	1	1	0	1	1				
Andre Dawson, R (1, 8) OBP: 0.327, SLG: 0.476	0-0 F9			0-0 6-3		0-0 5-3			0-0 5-3	4	0	0	0	0	0	1				
Gary Carter, R (1, 2) OBP: 0.336, SLG: 0.489		0-0 F9		0-0 F7		0-3 K			0-0 5-3	4	0	0	0	0	1	0				
Wayne Garrett, L (1, 5) OBP: 0.385, SLG: 0.358 Larry Parrish, R (7, PH) OBP: 0.314, SLG: 0.388		4-0 BLK BB		4-0 S BB			0-0 E5 FC6-4		0-0 F5	0	0	0	0	2	0	0				
Chris Speier, R (1, 6) OBP: 0.319, SLG: 0.337		4-0 S4-6-3 BB		4-0 S BB			0-0 FC6-4 1-2			1	0	0	0	2	0	1				
Steve Rogers, R (1, 1) OBP: 0.153, SLG: 0.103 Del Unser, L (7, PH) OBP: 0.340, SLG: 0.449 Fred Holdsworth, R (7, 1)		0-0 G4-6-3 1-2		0-0 3-1			0-3 K			2	0	0	0	0	0	4				
										1	0	0	0	0	1	1				
										0	0	0	0	0	0	0				
Inning Stats	R: 1 E: 0 K: 0 S: 4	H: 1 LOB: 1 BB: 1 P: 8	R: 0 E: 0 K: 0 S: 2	H: 0 LOB: 1 BB: 2 P: 10	R: 0 E: 0 K: 0 S: 4	H: 1 LOB: 1 BB: 0 P: 4	R: 0 E: 0 K: 0 S: 3	H: 0 LOB: 0 BB: 0 P: 11	R: 0 E: 0 K: 2 S: 7	H: 0 LOB: 0 BB: 0 P: 7	R: 0 E: 1 K: 1 S: 6	H: 0 LOB: 1 BB: 0 P: 6	R: 0 E: 0 K: 0 S: 3	H: 0 LOB: 0 BB: 0 P: 3	R: 0 E: 0 K: 0 S: 3	H: 0 LOB: 0 BB: 0 P: 3	1B: 2 2B: 0 3B: 0 HR: 0	SF: 0 SAC: 0 DP: 1 HBP: 0	WP: 0 PB: 0 SB: 1 CS: 0	PA: 34
PITCHER Larry Christenson, R (1, 1) ERA: 4.98	IP: 9.0 WLS: W BF: 34 H: 2 R: 1 ER: 1 SO: 3 BB: 5 IBB: 0 HBP: 0 BLK: 1 WP: 0 HR: 0 S: 35 P: 55 ERA: 1.00 WHIP: 0.778															PITCHER				

Batter	1	2	3	4	5	6	7	8	9	AB	R	H	RBI	BB	SO	LOB	BOTTOM			
Bake McBride, L (1, 9) OBP: 0.336, SLG: 0.469	0-0 4-3 1B		0-0 F7	0-0 4-3 1-2 2-H		0-0 2-H HR		0-0 FC6-4 1-2		5	1	2	3	0	0	2	Montreal Expos @ Philadelphia Phillies Veterans Stadium, Philadelphia, PA Wed Aug 10 1977, 7:05 PM EDT Unknown livebaseballscorecards.com			
Larry Bowa, S (1, 6) OBP: 0.323, SLG: 0.360	0-0 4-3 1-2		0-0 G3	0-0 2-H 1B		0-0 6-3				4	0	1	1	0	0	1				
Mike Schmidt, R (1, 5) OBP: 0.389, SLG: 0.596	0-0 3B		4-0 BLK BB	0-3 K			0-3 K			3	0	1	0	1	2	1				
Greg Luzinski, R (1, 7) OBP: 0.376, SLG: 0.611 Jerry Martin, R (7, PR) OBP: 0.341, SLG: 0.452	4-0 BB		0-0 F9		0-0 P6		4-0 FC5-4 BB			2	0	0	0	2	0	1				
Richie Hebner, L (1, 3) OBP: 0.390, SLG: 0.502	0-0 G3			0-0 F8	0-3 K		0-0 F7			4	0	0	0	0	1	3				
Gary Maddox, R (1, 8) OBP: 0.313, SLG: 0.428		0-3 K		0-0 E 1B 1B	0-0 F8		0-0 FC5-4 1-2			4	1	1	0	0	1	1				
Tim McCarver, L (1, 2) OBP: 0.404, SLG: 0.443	0-0 4-3		0-0 E7 1B 1B	0-0 E7 1B 1B		0-0 F7		0-0 F8		4	1	1	0	0	0	0				
Ted Sizemore, R (1, 4) OBP: 0.333, SLG: 0.343 Terry Harmon, R (8, PR) OBP: 0.321, SLG: 0.391	4-0 BB		0-0 WP 1B 4-3 1B	0-0 WP 1B 4-3 1B		0-0 SH3 HR 1B		0-0 FC6-4 1B		3	2	3	1	1	0	0				
Larry Christenson, R (1, 1) OBP: 0.208, SLG: 0.222	0-3 K		0-0 1-2 2-H 1B 1B	0-0 1-2 2-H 1B 1B		0-0 SH3		0-0 P1		3	1	1	1	0	1	2				
Inning Stats	R: 0 E: 0 K: 0 S: 4	H: 2 LOB: 2 BB: 1 P: 8	R: 0 E: 0 K: 2 S: 7	H: 0 LOB: 1 BB: 1 P: 11	R: 0 E: 0 K: 0 S: 3	H: 0 LOB: 1 BB: 1 P: 7	R: 4 E: 1 K: 1 S: 10	H: 5 LOB: 1 BB: 0 P: 10	R: 0 E: 0 K: 0 S: 5	H: 0 LOB: 0 BB: 0 P: 5	R: 2 E: 0 K: 0 S: 5	H: 2 LOB: 0 BB: 0 P: 5	R: 0 E: 0 K: 1 S: 5	H: 0 LOB: 1 BB: 1 P: 9	R: 0 E: 0 K: 0 S: 4	H: 1 LOB: 1 BB: 0 P: 4		1B: 8 2B: 0 3B: 1 HR: 1	SF: 0 SAC: 1 DP: 0 HBP: 0	WP: 1 PB: 0 SB: 0 CS: 0
PITCHER Steve Rogers, R (1, 1) ERA: 2.84 Fred Holdsworth, R (7, 1) ERA: 4.5	IP: 6.0 WLS: L BF: 29 H: 6 R: 0 ER: 6 SO: 4 BB: 0 IBB: 0 HBP: 1 BLK: 0 WP: 0 HR: 1 S: 34 P: 46 ERA: 9.00 WHIP: 2.000															PITCHER				

Batter	1	2	3	4	5	6	7	8	9	AB	R	H	RBI	BB	SO	LOB	TOP								
Dave Cash, R OBP: 0.343, SLG: 0.352 Fred Holdsworth, R (6, 1) Gary Carter, R OBP: 0.340, SLG: 0.489 Will McEnaney, L (8, 1)	0-0 6-3		0-0 4-3			0-0 4-3		0-0 1-2 BB		3	0	0	0	0	0	0	Montreal Expos @ Philadelphia Phillies Veterans Stadium, Philadelphia, PA Wed Aug 10 1977, 7:05 PM EDT Att: 46,664 - Unknown								
Warren Cromartie, L OBP: 0.316, SLG: 0.400	0-3 K			0-0 F7		0-0 F8		0-0 L1		4	0	0	0	0	1	2									
Andre Dawson, R OBP: 0.323, SLG: 0.470	0-0 6-3			0-0 F9			0-0 F8		0-0 6-3		4	0	0	0	0	0									
Ellis Valentine, R OBP: 0.350, SLG: 0.519 Sam Mejias, R OBP: 0.300, SLG: 0.521		4-0 1B BB		0-0 1B			0-3 K		0-3 K		0	0	0	0	1	0									
Jose Morales, R OBP: 0.237, SLG: 0.315		0-0 1B		0-0 F9			0-0 5-3		0-0 P4		4	0	1	0	0	0									
Del Unser, L OBP: 0.340, SLG: 0.463		0-3 K			0-0 F8			0-0 HR		3	1	1	1	0	1	1									
Larry Parrish, R OBP: 0.314, SLG: 0.387		0-0 1-3			0-3 K			0-0 1B		3	0	1	0	0	1	1									
Chris Speier, R OBP: 0.316, SLG: 0.334			0-0 P6		0-3 K			0-3 K		3	0	0	0	0	2	1									
Santo Alcala, R OBP: 0.043, SLG: 0.174 Bill Atkinson, L OBP: 0.200, SLG: 0.200 Pete Mackanin, R OBP: 0.277, SLG: 0.328			0-0 4-3			0-0 F9		0-3 K		1	0	0	0	0	0	0									
										2	0	0	0	0	1	1									
Inning Stats	R: 0 E: 0 K: 1 S: 5	H: 0 LOB: 0 BB: 0 P: 5	R: 0 E: 0 K: 1 S: 5	H: 1 LOB: 1 BB: 1 P: 9	R: 0 E: 0 K: 0 S: 3	H: 0 LOB: 0 BB: 0 P: 3	R: 0 E: 0 K: 0 S: 4	H: 1 LOB: 1 BB: 0 P: 4	R: 0 E: 0 K: 2 S: 7	H: 0 LOB: 0 BB: 0 P: 7	R: 0 E: 0 K: 0 S: 3	H: 0 LOB: 0 BB: 0 P: 3	R: 0 E: 0 K: 1 S: 5	H: 0 LOB: 0 BB: 0 P: 5	R: 1 E: 0 K: 2 S: 9	H: 2 LOB: 2 BB: 1 P: 13	R: 0 E: 0 K: 1 S: 5	H: 0 LOB: 0 BB: 0 P: 5	1B: 3 2B: 0 3B: 0 HR: 1	SF: 0 SAC: 0 DP: 0 HBP: 0	WP: 0 PB: 0 SB: 0 CS: 0	PA: 32			
PITCHER	IP	WLS	BF	H	R	ER	SO	BB	IBB	HBP	BLK	WP	HR	S	P	ERA	WHIP								
Jim Lonborg, R ERA: 3.7	(1, 1)	7.0	W	23	2	0	5	1	0	0	0	0	0	32	36	0.00	0.429								
Ron Reed, R ERA: 2.7	(8, 1)	2.0		9	2	1	3	1	0	0	0	0	1	14	18	4.50	1.500								

AB	30
R	1
H	4
RBI	1
BB	2
SO	8
LOB	7



Batter	1	2	3	4	5	6	7	8	9	AB	R	H	RBI	BB	SO	LOB	BOTTOM								
Bake McBride, L OBP: 0.337, SLG: 0.474	0-0 F8			0-0 3B		0-3 K		0-0 4-3		4	0	1	0	1	1	2	Montreal Expos @ Philadelphia Phillies Veterans Stadium, Philadelphia, PA Wed Aug 10 1977, 7:05 PM EDT Att: 46,664 - Unknown								
Larry Bowa, S OBP: 0.322, SLG: 0.358	0-0 FC5-4 1B			0-0 F7		0-0 F9		0-0 6-3		5	0	1	0	0	0	4									
Mike Schmidt, R OBP: 0.393, SLG: 0.594	0-0 FC5-4 HR		4-0 HR BB	4-0 S BB		4-0 S BB		4-0 S BB		1	2	0	0	3	0	1									
Greg Luzinski, R OBP: 0.377, SLG: 0.626	0-0 HR		0-0 HR BB	0-3 K		0-0 5-3				4	2	2	4	0	1	3									
Richie Hebner, L OBP: 0.388, SLG: 0.497 Ron Reed, R OBP: 0.091, SLG: 0.182	4-0 1B BB		0-0 F9	0-0 F7			0-0 3-1			3	0	0	0	1	0	2									
Gary Maddox, R OBP: 0.315, SLG: 0.429	0-0 1-2 1B		0-0 F9		0-0 S 1B		0-0 F3			4	1	2	0	0	0	0									
Bob Boone, R OBP: 0.336, SLG: 0.434	0-0 F9			0-0 HR		0-0 S 1B		0-0 4-3		4	1	2	2	0	0	2									
Ted Sizemore, R OBP: 0.335, SLG: 0.353 Terry Harmon, R OBP: 0.321, SLG: 0.391		0-0 4-3		0-0 3B		0-0 G4-6-3 1B		0-0 G3 2B		4	0	2	0	0	0	1									
Jim Lonborg, R OBP: 0.100, SLG: 0.069 Tom Hutton, L OBP: 0.309, SLG: 0.313		0-3 K		0-0 5-3		0-3 K		0-0 G3		3	0	0	0	0	2	1									
										1	0	0	0	0	0	1									
Inning Stats	R: 2 E: 0 K: 0 S: 6	H: 3 LOB: 2 BB: 1 P: 10	R: 0 E: 0 K: 1 S: 5	H: 0 LOB: 1 BB: 1 P: 9	R: 3 E: 0 K: 0 S: 6	H: 3 LOB: 1 BB: 1 P: 10	R: 0 E: 0 K: 1 S: 6	H: 1 LOB: 2 BB: 1 P: 10	R: 1 E: 0 K: 1 S: 6	H: 2 LOB: 0 BB: 0 P: 6	R: 0 E: 0 K: 1 S: 5	H: 0 LOB: 1 BB: 1 P: 9	R: 0 E: 0 K: 0 S: 3	H: 0 LOB: 0 BB: 0 P: 3	R: 0 E: 0 K: 0 S: 4	H: 1 LOB: 2 BB: 0 P: 4	R: 0 E: 0 K: 0 S: 5	H: 0 LOB: 0 BB: 0 P: 5	1B: 4 2B: 1 3B: 2 HR: 3	SF: 0 SAC: 0 DP: 1 HBP: 0	WP: 0 PB: 0 SB: 3 CS: 0	PA: 38			
PITCHER	IP	WLS	BF	H	R	ER	SO	BB	IBB	HBP	BLK	WP	HR	S	P	ERA	WHIP								
Santo Alcala, R ERA: 5.55	(1, 1)	3.1	L	21	7	5	5	1	4	0	0	0	0	10	10	13.50	3.300								
Bill Atkinson, R ERA: 3.65	(4, 1)	1.2		6	2	1	2	0	0	0	0	0	0	8	12	5.40	1.200								
Fred Holdsworth, R ERA: 4.13	(6, 1)	2.0		7	0	0	1	1	0	0	0	0	0	4	4	0.00	0.500								
Will McEnaney, L ERA: 4.04	(8, 1)	1.0		4	1	0	0	0	0	0	0	0	0	4	4	0.00	1.000								

AB	33
R	6
H	10
RBI	6
BB	5
SO	4
LOB	17



Batter	1	2	3	4	5	6	7	8	9	AB	R	H	RBI	BB	SO	LOB	TOP			
Dave Cash, R OBP: 0.344, SLG: 0.354 Pepe Frias, R OBP: 0.250, SLG: 0.273 (6, PR) (6, 4)										4	1	2	1	0	0	1	Montreal Expos @ Philadelphia Phillies Veterans Stadium, Philadelphia, PA Thu Aug 11 1977, 3:33 AM EDT Att: 30,267 - Unknown livebaseballscorecards.com			
Warren Cromartie, L OBP: 0.319, SLG: 0.452 (1, 7)										5	1	2	1	0	0	5				
Andre Dawson, R OBP: 0.327, SLG: 0.472 (1, 8)										5	0	3	0	0	1	1				
Tony Perez, R OBP: 0.351, SLG: 0.426 (1, 3)										5	0	1	1	0	1	4				
Gary Carter, R OBP: 0.338, SLG: 0.487 (1, 2)										5	1	1	0	0	1	3				
Larry Parrish, R OBP: 0.315, SLG: 0.395 (1, 5)										5	2	2	1	0	0	2				
Sam Mejias, R OBP: 0.315, SLG: 0.519 (1, 9)										4	0	2	0	0	0	1				
Chris Speier, R OBP: 0.320, SLG: 0.335 (1, 6)										2	0	1	0	2	0	1				
Jackie Brown, R Don Stanhouse, R Pete Markinson, R Bill Atkinson, R Del Unser, L Will McEnaney, L (1, 1) (2, 1) (6, PR) (6, 1) (8, PR) (8, 1)										0	0	0	0	0	0	0		 WP: 0 PA: 42 FB: 0 SB: 0 CS: 0		
Inning Stats	R: 2 E: 1 K: 0 S: 6	H: 3 LOB: 1 BB: 0 P: 6	R: 0 E: 0 K: 0 S: 4	H: 1 LOB: 1 BB: 0 P: 4	R: 0 E: 0 K: 0 S: 4	H: 2 LOB: 1 BB: 0 P: 4	R: 0 E: 0 K: 0 S: 4	H: 1 LOB: 1 BB: 0 P: 4	R: 0 E: 0 K: 0 S: 4	H: 1 LOB: 1 BB: 0 P: 4	R: 2 E: 0 K: 1 S: 8	H: 4 LOB: 2 BB: 1 P: 12	R: 0 E: 0 K: 3 S: 9	H: 0 LOB: 0 BB: 0 P: 9	R: 1 E: 0 K: 0 S: 5	H: 2 LOB: 2 BB: 1 P: 9		R: 0 E: 0 K: 0 S: 4	H: 1 LOB: 1 BB: 0 P: 4	1B: 10 2B: 5 3B: 0 HR: 0
PITCHER	IP WLS BF H R ER SO BB IBB HBP BLK WP HR S P ERA WHIP	5.0 W 26 11 4 4 0 0 1 0 0 0 0 0 25 29 7.20 2.400	4.0 S 16 4 1 1 4 1 0 0 0 0 0 0 23 27 2.25 1.250																	

Batter	1	2	3	4	5	6	7	8	9	AB	R	H	RBI	BB	SO	LOB	BOTTOM				
Bake McBride, L OBP: 0.346, SLG: 0.498 (1, 9)										3	3	3	3	1	0	0	Montreal Expos @ Philadelphia Phillies Veterans Stadium, Philadelphia, PA Thu Aug 11 1977, 3:33 AM EDT Att: 30,267 - Unknown livebaseballscorecards.com				
Larry Bowa, S OBP: 0.321, SLG: 0.358 (1, 6)										5	1	1	1	0	0	5					
Mike Schmidt, R OBP: 0.393, SLG: 0.591 (1, 5)										5	2	2	0	0	1	3					
Greg Luzinski, R OBP: 0.380, SLG: 0.626 Jerry Martin, R OBP: 0.341, SLG: 0.452 (1, 7) (8, 7)										3	0	2	2	1	1	0					
Jay Johnstone, L OBP: 0.361, SLG: 0.482 Tom Hutton, L OBP: 0.304, SLG: 0.306 (1, 3) (7, 3)										1	1	1	1	2	0	0					
Gary Maddox, R OBP: 0.316, SLG: 0.429 (1, 8)										5	0	2	0	0	0	5					
Bob Boone, R OBP: 0.337, SLG: 0.434 (1, 2)										5	1	2	1	0	0	5					
Ted Sizemore, R OBP: 0.336, SLG: 0.352 (1, 4)										4	1	1	0	1	1	4					
Jim Kaat, L OBP: 0.231, SLG: 0.289 Gene Garber, R (1, 1) (6, 1)										3	1	3	1	0	0	0					
Inning Stats	R: 2 E: 1 K: 0 S: 6	H: 3 LOB: 2 BB: 1 P: 10	R: 4 E: 1 K: 0 S: 7	H: 4 LOB: 1 BB: 1 P: 11	R: 1 E: 0 K: 1 S: 6	H: 1 LOB: 2 BB: 1 P: 10	R: 0 E: 0 K: 1 S: 6	H: 1 LOB: 2 BB: 1 P: 10	R: 1 E: 0 K: 2 S: 9	H: 1 LOB: 2 BB: 1 P: 13	R: 2 E: 0 K: 1 S: 7	H: 2 LOB: 0 BB: 0 P: 7	R: 0 E: 0 K: 1 S: 6	H: 2 LOB: 1 BB: 0 P: 6	R: 0 E: 0 K: 1 S: 6	H: 2 LOB: 1 BB: 0 P: 6		1B: 12 2B: 5 3B: 0 HR: 1	SF: 3 SAC: 0 DP: 2 HBP: 0	WP: 0 PA: 45 FB: 0 SB: 0 CS: 0	
PITCHER	IP WLS BF H R ER SO BB IBB HBP BLK WP HR S P ERA WHIP	1.1 L 12 6 1 1 1 2 0 0 0 0 0 0 18 26 2.46 2.182	2.0 3 11 3 3 3 3 1 0 0 0 0 0 16 20 13.50 2.000	1.0 4 2 0 0 1 0 0 0 0 0 0 6 6 0.00 2.000																	

Batter	1	2	3	4	5	6	7	8	9	AB	R	H	RBI	BB	SO	LOB	TOP										
Pepe Frias, R OBP: 0.224, SLG: 0.245 (1, 4)	0-0 1-3	0-0 FC6-4			0-0 6-3		0-0 4-3	0-0 P4		5	0	0	0	0	0	3	Montreal Expos @ St. Louis Cardinals Busch Stadium, St. Louis, MO Fri Aug 12 1977, 7:05 PM CDT Att: 27,394 - Unknown										
Warren Cromartie, L OBP: 0.320, SLG: 0.451 (1, 7)	0-0 BB 1B		0-0 4-3		4-0 S BB		0-0 6-3	0-3 K		4	0	1	0	1	1	2											
Andre Dawson, R OBP: 0.328, SLG: 0.470 (1, 8)	0-0 F7		0-3 K		4-0 1-2 BB		0-0 2B 1B		0-0 F9	4	1	1	0	1	1	1											
Tony Perez, R OBP: 0.354, SLG: 0.431 (1, 3)	0-0 BB 1B		0-0 FC5 1B		0-0 L3		0-0 1-H 2B		0-0 F8	5	0	3	1	0	0	2											
Del Unser, L OBP: 0.349, SLG: 0.461 (1, 9)	4-0 FC5-4 BB		0-0 1-2 1B		0-0 F8		4-0 IBB		4-0 CS BB	2	0	1	0	3	0	2											
Gary Carter, R OBP: 0.335, SLG: 0.482 (1, 2)	0-0 FC5-4		0-0 FC5		0-0 6-3		0-0 F8		0-0 CS	4	0	0	0	0	0	7											
Larry Parrish, R OBP: 0.318, SLG: 0.394 (1, 5)		0-0 4-3		0-0 5-3		4-0 5-3 BB		0-0 CS 1B		3	0	1	0	1	0	0											
Chris Speier, R OBP: 0.320, SLG: 0.337 (1, 6)		0-3 K		0-0 5-3		0-0 1-2 2B		0-0 1-2 2B		4	0	1	0	0	1	1											
Stan Bahnsen, R OBP: 0.171, SLG: 0.156 (8, PH)		4-0 FC6-4 BB		0-0 4-3		0-0 P5		4-0 IBB		2	0	0	0	1	0	1											
Jose Morales, R OBP: 0.250, SLG: 0.315 (8, PH)										0	0	0	0	1	0	0											
Will McEnaney, L (8, 1)										0	0	0	0	0	0	0											
Inning Stats	R: 0 E: 0 K: 0 S: 5	H: 2 LOB: 3 BB: 1 P: 9	R: 0 E: 0 K: 1 S: 5	H: 0 LOB: 1 BB: 1 P: 9	R: 0 E: 0 K: 1 S: 7	H: 2 LOB: 2 BB: 0 P: 7	R: 0 E: 0 K: 0 S: 3	H: 0 LOB: 0 BB: 2 P: 3	R: 0 E: 0 K: 0 S: 3	H: 0 LOB: 1 BB: 1 P: 7	R: 1 E: 0 K: 0 S: 5	H: 2 LOB: 2 BB: 1 P: 9	R: 0 E: 0 K: 1 S: 6	H: 2 LOB: 2 BB: 1 P: 10	R: 0 E: 0 K: 0 S: 2	H: 0 LOB: 0 BB: 1 P: 6	1B: 6 2B: 2 3B: 0 HR: 0	SF: 0 SAC: 0 DP: 0 HBP: 0	WP: 0 PA: 42 PB: 0 SB: 1 CS: 2								
PITCHER	IP	WLS	BF	H	R	ER	SO	BB	IBB	HBP	BLK	WP	HR	S	P	ERA	WHIP										
Bob Forsch, R ERA: 3.49 (1, 1)	6.0		27	4	0	0	2	5	0	0	0	0	0	26	46	0.00	1.500										
Clay Carroll, R ERA: 2.31 (7, 1)	1.1		8	4	1	1	0	0	1	0	0	0	0	7	11	6.75	3.000										
Al Hrabosky, L ERA: 4.36 (8, 1)	1.2	W	6	0	0	0	1	1	1	0	0	0	0	6	14	0.00	0.600										

Batter	1	2	3	4	5	6	7	8	9	AB	R	H	RBI	BB	SO	LOB	BOTTOM										
Lou Brock, L OBP: 0.318, SLG: 0.362 (1, 7)	0-0 1B S G6-4-3 1B		0-3 K		0-0 3-1			0-0 CS 1B		4	1	2	0	0	1	1	Montreal Expos @ St. Louis Cardinals Busch Stadium, St. Louis, MO Fri Aug 12 1977, 7:05 PM CDT Att: 27,394 - Unknown										
Gary Templeton, S OBP: 0.334, SLG: 0.441 (1, 6)	0-0 G6-4-3 1-3 1B		0-0 CS 1B		0-3 K		0-0 1-2 2B		0-0 4-3	4	0	2	0	0	1	2											
Hector Cruz, R OBP: 0.354, SLG: 0.374 (1, 9)	0-0 G6-4-3		0-0 F9		0-0 P5			0-0 1-4-3		4	0	0	0	0	0	2											
Ted Simmons, S OBP: 0.414, SLG: 0.525 (1, 2)	0-0		0-0		0-0 F7			4-0 BB BB		3	0	2	0	1	0	0											
Rick Bosetti, R (9, PR)										0	1	0	0	0	0	0											
Roger Freed, R OBP: 0.431, SLG: 0.537 (1, 3)	0-0 1-3		0-0 5-3		0-0 F7			4-0 2B BB		3	0	0	0	0	0	2											
Clay Carroll, R OBP: 0.100, SLG: 0.100 (7, 1)										0	0	0	0	0	0	0											
Al Hrabosky, R (8, PH)										0	0	0	0	0	0	0											
Mike Anderson, R OBP: 0.299, SLG: 0.371 (8, PH)										0	0	0	1	0	0	0											
Jerry Mumphrey, S OBP: 0.395, SLG: 0.454 (1, 8)		0-0 5-3		0-0 F7		0-0 F9		0-0 1-3 2-H 2B		4	0	1	1	0	0	1											
Ken Reitz, R OBP: 0.302, SLG: 0.436 (1, 5)		0-0 2B		0-0 F8		0-3 K				3	0	1	0	0	1	1											
Mike Tyson, R OBP: 0.282, SLG: 0.326 (1, 4)		0-0 F7			0-0 3-1 SH3-4 1B		0-0 5-3			3	0	1	0	0	0	1											
Bob Forsch, R OBP: 0.175, SLG: 0.200 (1, 1)			0-3 K		0-0 SH3-4			0-0 3-1		1	0	0	0	0	1	1											
Keith Hernandez, L OBP: 0.385, SLG: 0.449 (7, 3)					0-0 1-2					1	0	0	0	0	0	0											
Inning Stats	R: 1 E: 0 K: 0 S: 5	H: 3 LOB: 1 BB: 0 P: 5	R: 0 E: 0 K: 1 S: 6	H: 1 LOB: 0 BB: 0 P: 6	R: 0 E: 0 K: 1 S: 5	H: 1 LOB: 0 BB: 0 P: 5	R: 0 E: 0 K: 0 S: 4	H: 1 LOB: 1 BB: 0 P: 4	R: 0 E: 0 K: 1 S: 6	H: 1 LOB: 1 BB: 0 P: 6	R: 0 E: 0 K: 0 S: 3	H: 0 LOB: 0 BB: 0 P: 3	R: 0 E: 0 K: 1 S: 5	H: 0 LOB: 0 BB: 0 P: 5	R: 0 E: 0 K: 0 S: 3	H: 1 LOB: 0 BB: 0 P: 3	R: 1 E: 0 K: 0 S: 2	H: 1 LOB: 3 BB: 2 P: 10	1B: 6 2B: 3 3B: 0 HR: 0	SF: 0 SAC: 1 DP: 1 HBP: 0	WP: 0 PA: 33 PB: 0 SB: 1 CS: 2						
PITCHER	IP	WLS	BF	H	R	ER	SO	BB	IBB	HBP	BLK	WP	HR	S	P	ERA	WHIP										
Stan Bahnsen, R ERA: 5.14 (1, 1)	7.0		26	7	1	1	4	0	0	0	0	0	0	34	34	1.29	1.000										
Will McEnaney, L ERA: 4.03 (8, 1)	1.1	L	7	2	1	1	0	2	0	0	0	0	0	5	13	6.75	3.000										

Batter	1	2	3	4	5	6	7	8	9	10	AB	R	H	RBI	BB	SO	LOB	TOP		
Chris Speier, R OBP: 0.316, SLG: 0.332 (1, 6)	F8		K		F8			L7		G3	5	0	0	0	0	1	1			
Warren Cromartie, L OBP: 0.319, SLG: 0.400 (1, 7)	F8			L6		F9		1B			4	0	1	0	0	0	0			
Andre Dawson, R OBP: 0.330, SLG: 0.473 (1, 8)	F7			WP FC1-5-2-6 2B		S 1B		F9			4	0	2	0	0	0	1			
Tony Perez, R OBP: 0.351, SLG: 0.426 (1, 3)		E4 FC4-6		FC1-5-2-6 E 2-H		K 1-2		F7			4	0	0	0	0	1	3			
Del Unser, L OBP: 0.347, SLG: 0.454 (1, 9)		FC4-6 1B		E6 2-3		IBB			F8		3	0	0	0	1	0	2			
Gary Carter, R OBP: 0.334, SLG: 0.480 (1, 2)		G4-6-3 1B		K		F8			L7		4	0	1	0	0	1	4			
Larry Parrish, R OBP: 0.314, SLG: 0.388 (1, 5)		G4-6-3 1-2			F7		1-3			6-3	4	0	0	0	0	0	2			
Pete Mackanin, R OBP: 0.271, SLG: 0.318 (1, 4)			K		SH3-4 1B		L9			P4	4	0	1	0	0	1	0			
Wayne Twitchell, R OBP: 0.212, SLG: 0.167 (1, 1)											2	0	0	0	0	2	0			
Sam Mejias, R OBP: 0.309, SLG: 0.509 (10, PH)			K		SH3-4		K			P4	1	0	0	0	0	0	0			
Don Stanhouse, R OBP: 0.225, SLG: 0.282 (10, 1)											0	0	0	0	0	0	0			
Inning Stats	R: 0 E: 0 K: 0 S: 3	H: 0 LOB: 0 BB: 0 P: 3	R: 0 E: 1 K: 0 S: 4	H: 1 LOB: 1 BB: 0 P: 4	R: 0 E: 0 K: 3 S: 9	H: 0 LOB: 0 BB: 0 P: 9	R: 0 E: 1 K: 1 S: 7	H: 1 LOB: 2 BB: 1 P: 7	R: 0 E: 0 K: 0 S: 4	H: 0 LOB: 0 BB: 0 P: 5	R: 0 E: 0 K: 0 S: 4	H: 1 LOB: 1 BB: 0 P: 4	R: 0 E: 0 K: 0 S: 3	H: 0 LOB: 0 BB: 0 P: 3	R: 0 E: 0 K: 0 S: 3	H: 0 LOB: 0 BB: 0 P: 3	1B: 4 2B: 1 3B: 0 HR: 0	SF: 0 SAC: 1 DP: 1 HBP: 0	WP: 1 PB: 0 SB: 1 CS: 0	PA: 37
PITCHER	IP 7.0	WLS 3	BF 27	H 4	R 0	ER 0	SO 6	BB 0	IBB 0	HBP 0	BLK 0	WP 1	HR 0	S 38	P 42	ERA 0.00	WHIP 0.571			
John Urrae, R ERA: 2.7																				
Butch Metzger, R ERA: 3.19																				

Montreal Expos @ St. Louis Cardinals
 Busch Stadium, St. Louis, MO
 Sat Aug 13 1977, 7:05 PM CDT
 Att. 34,218 - Cloudy

AB	35
R	0
H	5
RBI	0
BB	1
SO	6
LOB	13



Batter	1	2	3	4	5	6	7	8	9	10	AB	R	H	RBI	BB	SO	LOB	BOTTOM				
Lou Brock, L OBP: 0.319, SLG: 0.361 (1, 7)	CS BB		FC6-4 L6-3		5-3		F8			1B IBB	4	0	1	0	1	0	3					
Garry Templeton, S OBP: 0.335, SLG: 0.438 (1, 6)	4-3		L6-3					F8		1B IBB	3	0	0	0	2	0	2					
Hector Cruz, R OBP: 0.353, SLG: 0.373 (1, 9)				L9				CS 1B		1B IBB	1	0	0	0	0	1	0					
Mike Anderson, R OBP: 0.306, SLG: 0.376 (2, 9)	K				P3					1-2 2-3 3-H 1B	4	0	2	1	0	0	2					
Ted Simmons, S OBP: 0.413, SLG: 0.523 (1, 2)		K			1-3 1B		F2			F8	4	0	1	0	0	1	1					
Keith Hernandez, L OBP: 0.382, SLG: 0.444 (1, 3)		6-3			1-3		4-3		CS	L6	4	0	0	0	0	0	1					
Jerry Mumphrey, S OBP: 0.396, SLG: 0.453 (1, 8)							4-3			6-3	3	0	1	0	1	0	0					
Ken Reitz, R OBP: 0.301, SLG: 0.433 (1, 5)										K	3	0	0	0	1	1	2					
Mike Tyson, R OBP: 0.284, SLG: 0.334 (1, 4)		F7								L9	4	0	2	0	0	0	2					
John Urrae, R OBP: 0.318, SLG: 0.118 (1, 1)										L9	1	0	0	0	1	1	1					
Tony Scott, S OBP: 0.372, SLG: 0.404 (7, PH)										1B IBB	1	0	0	0	0	0	1					
Butch Metzger, R (8, 1)										1B IBB	0	0	0	0	0	0	0					
Roger Freed, R OBP: 0.459, SLG: 0.545 (10, PH)										1B IBB	1	0	1	0	0	0	0					
Rick Bosetti, R (10, PR)										1B	0	1	0	0	0	0	0					
Inning Stats	R: 0 E: 0 K: 1 S: 4	H: 0 LOB: 0 BB: 1 P: 8	R: 0 E: 0 K: 1 S: 6	H: 1 LOB: 2 BB: 1 P: 10	R: 0 E: 0 K: 0 S: 2	H: 0 LOB: 0 BB: 1 P: 6	R: 0 E: 0 K: 0 S: 4	H: 1 LOB: 2 BB: 1 P: 8	R: 0 E: 0 K: 0 S: 3	H: 0 LOB: 0 BB: 0 P: 3	R: 0 E: 0 K: 0 S: 4	H: 1 LOB: 1 BB: 0 P: 4	R: 0 E: 0 K: 0 S: 3	H: 1 LOB: 0 BB: 0 P: 3	R: 0 E: 0 K: 1 S: 5	H: 0 LOB: 0 BB: 0 P: 5	R: 1 E: 0 K: 0 S: 4	H: 3 LOB: 3 BB: 1 P: 8	1B: 6 2B: 3 3B: 0 HR: 0	SF: 0 SAC: 0 DP: 1 HBP: 0	WP: 0 PB: 0 SB: 1 CS: 2	PA: 40
PITCHER	IP 9.0	WLS 5	BF 34	H 5	R 0	ER 0	SO 4	BB 3	IBB 2	HBP 0	BLK 0	WP 0	HR 0	S 37	P 57	ERA 0.00	WHIP 0.889					
Wayne Twitchell, R ERA: 4.7																						
Don Stanhouse, R ERA: 4.19																						

Montreal Expos @ St. Louis Cardinals
 Busch Stadium, St. Louis, MO
 Sat Aug 13 1977, 7:05 PM CDT
 Att. 34,218 - Cloudy

AB	33
R	1
H	8
RBI	1
BB	6
SO	4
LOB	15



Batter	1	2	3	4	5	6	7	8	9	AB	R	H	RBI	BB	SO	LOB	TOP									
Bake McBride, L OBP: 0.339, SLG: 0.490 (1, 8)	0-0 4-3		0-0 4-3	0-0 4-3		0-0 F9		0-0 1B SF8 1B	0-3 K	6	1	1	0	0	1	2	Philadelphia Phillies @ Montreal Expos Olympic Stadium, Montreal, QB Tue Aug 16 1977, 7:05 PM EDT Att: 15,234 - Unknown AB 41 R 7 H 15 RBI 7 BB 5 SO 7 LOB 26									
Larry Bowa, S OBP: 0.319, SLG: 0.355 (1, 6)	0-0 1-3		0-0 BB 1B	0-0 1B		0-0 4-3		0-0 1-3 2-H 3B 1B	0-0 1-3	6	2	3	1	0	0	1										
Mike Schmidt, R OBP: 0.398, SLG: 0.606 (1, 5)	0-0 1B		4-0 1B BB	0-3 K		0-0 1B		0-0 SF8 1-2 3-H 4-0 3B BB	0-0 F7	4	1	2	1	1	1	3										
Greg Luzinski, R OBP: 0.383, SLG: 0.625 (1, 7)	0-3 K		4-0 FC5 1B 1-2 2-3 3-H BB			0-0 L7		0-0 2-H 1B		3	1	1	1	2	1	1										
Richie Hebner, L OBP: 0.387, SLG: 0.493 Davey Johnson, R OBP: 0.400, SLG: 0.616 Gene Garber, R (8, 1)		0-0 3-1	0-0 1-2 2-3 3-H 1B	0-0 K		0-3 K		0-0 1-H 2-H 2B 3B		4	0	1	1	0	1	1										
Jay Johnstone, L OBP: 0.356, SLG: 0.488 (1, 9)	0-0 E 1B		0-3 K	1-0 1B HBP		0-0 G6-4-3 1B		0-0 P4		4	0	2	0	0	1	4										
Bob Boone, R OBP: 0.338, SLG: 0.439 (1, 2)	0-0 E5 1-2		0-0 FC5 2-3f	0-0 1B		0-0 1B		0-0 3-H 2B		5	0	2	1	0	0	5										
Ted Sizemore, R OBP: 0.345, SLG: 0.360 (1, 4)	0-3 K		0-0 1B 4-3 1B	0-0 1-2 2-3 1B		0-0 F8		0-0 F8		5	0	2	0	0	1	3										
Jim Kaat, L OBP: 0.220, SLG: 0.275 Tim McCarver, L OBP: 0.417, SLG: 0.516 Warren Brusstar, R (5, 1) Tom Hutton, L OBP: 0.333, SLG: 0.370 (8, 3)	0-0 G2		0-3 K	0-0 1-3		0-0 1B BB		4-0 1B BB	4-0 S BB	2	0	0	0	0	1	3										
Inning Stats	R: 0 E: 0 K: 1 S: 6	H: 1 LOB: 1 BB: 0 P: 6	R: 0 E: 1 K: 1 S: 7	H: 1 LOB: 2 BB: 0 P: 7	R: 1 E: 0 K: 1 S: 7	H: 2 LOB: 3 BB: 2 P: 15	R: 0 E: 0 K: 2 S: 9	H: 2 LOB: 0 BB: 0 P: 9	R: 0 E: 0 K: 1 S: 7	H: 2 LOB: 3 BB: 0 P: 8	R: 1 E: 0 K: 0 S: 5	H: 2 LOB: 1 BB: 0 P: 5	R: 0 E: 0 K: 0 S: 3	H: 1 LOB: 0 BB: 0 P: 3	R: 5 E: 0 K: 0 S: 7	H: 4 LOB: 1 BB: 2 P: 15		R: 0 E: 0 K: 1 S: 5	H: 0 LOB: 1 BB: 1 P: 9	1B: 12 2B: 2 3B: 1 HR: 0	SF: 1 SAC: 0 DP: 1 HBP: 1	WP: 0 PB: 0 SB: 2 CS: 0	PA: 48			
PITCHER	IP	WLS	BF	H	R	ER	SO	BB	IBB	HBP	BLK	WP	HR	S	P	ERA		WHIP								
Jackie Brown, R ERA: 4.21	7.0		37	12	4	4	6	3	0	1	0	0	0	45	58	5.14		2.143								
Joe Kerrigan, R ERA: 3.21	0.1	L	3	1	0	0	0	1	0	0	0	0	0	2	6	0.00		6.000								
Will McEnaney, L ERA: 4.14	0.1		2	1	2	2	0	0	0	0	0	0	0	2	2	54.00	3.000									
Bill Atkinson, R ERA: 3.88	1.1		6	1	1	1	1	1	0	0	0	0	0	7	11	6.75	1.500									

Batter	1	2	3	4	5	6	7	8	9	AB	R	H	RBI	BB	SO	LOB	BOTTOM									
Dave Cash, R OBP: 0.341, SLG: 0.350 (1, 4)	0-0 F9		0-0 5-3	0-0 G3			0-0 6-3		0-0 FC6-4 1-2f	5	0	0	0	0	0	1	Philadelphia Phillies @ Montreal Expos Olympic Stadium, Montreal, QB Tue Aug 16 1977, 7:05 PM EDT Att: 15,234 - Unknown AB 36 R 5 H 10 RBI 5 BB 1 SO 9 LOB 10									
Warren Cromartie, L OBP: 0.323, SLG: 0.405 Del Unser, L OBP: 0.342, SLG: 0.480 (1, 7) (4, 7)	4-0 L6-3 BB		0-0 1B 3B	0-3 K		0-0 F9				1	1	1	0	1	0	0										
Andre Dawson, R OBP: 0.332, SLG: 0.486 (1, 8)	0-0 L6-3 1-2		0-0 L9			0-0 HR		0-3 K		4	1	1	1	0	1	2										
Tony Perez, R OBP: 0.352, SLG: 0.425 (1, 3)		0-3 K	0-0 1B 1B	0-3 K		0-0 K		0-0 6-3		4	1	1	1	0	2	0										
Gary Carter, R OBP: 0.337, SLG: 0.481 (1, 2)		0-0 1B 2B	0-0 1B 1B	0-0 4-3		0-0 K		0-3 K		4	2	2	0	0	1	0										
Larry Parrish, R OBP: 0.312, SLG: 0.382 (1, 5)		0-3 K	0-4 1B	0-0 1-2 2-H 1B		0-0 1-3		0-3 K		4	0	1	1	0	2	1										
Chris Speier, R OBP: 0.323, SLG: 0.343 (1, 6)		0-0 1B 2-H 1B	0-0 FC6-4 1B	0-0 1-2 2-H 1B		0-0 1-3		0-0 FC6-4 1B		4	0	3	2	0	0	0										
Sam Mejias, R OBP: 0.300, SLG: 0.483 (1, 9)		0-0 FC5-4 1B	0-0 FC6-4	0-0 1-2f		0-0 6-3		0-0 K		4	0	1	0	0	1	3										
Jackie Brown, R OBP: 0.167, SLG: 0.149 Joe Kerrigan, R (8, 1) Will McEnaney, L (8, 1) Bill Atkinson, L OBP: 0.200, SLG: 0.200 Jose Morales, R OBP: 0.246, SLG: 0.309 (9, PH)		0-0 FC5-4		0-0 4-3		0-0 1-3		0-3 K		3	0	0	0	0	0	2										
Inning Stats	R: 0 E: 0 K: 0 S: 2	H: 0 LOB: 0 BB: 1 P: 6	R: 1 E: 0 K: 2 S: 10	H: 3 LOB: 0 BB: 0 P: 10	R: 3 E: 0 K: 0 S: 8	H: 5 LOB: 2 BB: 0 P: 8	R: 0 E: 0 K: 1 S: 5	H: 0 LOB: 0 BB: 0 P: 5	R: 1 E: 0 K: 1 S: 6	H: 1 LOB: 0 BB: 0 P: 6	R: 0 E: 0 K: 0 S: 3	H: 0 LOB: 0 BB: 0 P: 3	R: 0 E: 0 K: 1 S: 5	H: 0 LOB: 0 BB: 0 P: 5	R: 0 E: 0 K: 2 S: 7	H: 0 LOB: 0 BB: 0 P: 7		R: 0 E: 0 K: 2 S: 8	H: 1 LOB: 1 BB: 0 P: 8	1B: 7 2B: 2 3B: 1 HR: 1	SF: 0 SAC: 0 DP: 1 HBP: 0	WP: 0 PB: 0 SB: 0 CS: 0	PA: 37			
PITCHER	IP	WLS	BF	H	R	ER	SO	BB	IBB	HBP	BLK	WP	HR	S	P	ERA		WHIP								
Jim Kaat, L ERA: 5.19	4.0		20	8	4	4	3	1	0	0	0	0	0	25	29	9.00		2.250								
Warren Brusstar, R ERA: 2.79	3.0	W	10	1	1	1	2	0	0	0	0	0	1	14	14	3.00		0.333								
Gene Garber, R ERA: 2.78	2.0	S	7	1	0	0	4	0	0	0	0	0	0	15	15	0.00	0.500									

Batter	1	2	3	4	5	6	7	8	9	AB	R	H	RBI	BB	SO	LOB	TOP										
Bake McBride, L OBP: 0.344, SLG: 0.504 (1, 8)	0-0 SH5-3 1B 2B		0-0 5-3		4-0 BB HR 1B BB	0-3 K		0-0 HR		4	3	2	1	1	1	1	Philadelphia Phillies @ Montreal Expos Olympic Stadium, Montreal, QB Thu Aug 18 1977, 7:05 PM EDT Att: 18,296 - Unknown										
Larry Bowa, S OBP: 0.321, SLG: 0.356 (1, 6)	0-0 SH5-3 2-3		0-0 2B 1B		0-0 HR 1B	0-0 BB 1B		0-0 6-3		4	2	3	0	0	0	0											
Mike Schmidt, R OBP: 0.400, SLG: 0.604 (1, 5)	4-0 WP 1B BB		0-0 1B 2B		4-0 HR BB	4-0 BB 1B		0-0 F9		2	1	1	0	3	0	0											
Greg Luzinski, R OBP: 0.385, SLG: 0.624 Jerry Martin, R OBP: 0.342, SLG: 0.447 (8, 7)	0-0 WP 1B		0-0 2-3 3-H 1B		0-0 P4	0-3 K		0-3 K		5	0	2	2	0	2	6											
Richie Hebner, L OBP: 0.380, SLG: 0.492 Tom Hutton, L OBP: 0.344, SLG: 0.382 (9, 3)	0-0 2-3		0-0 F2		0-0 HR			0-3 K		0	0	0	0	0	0	0											
Jay Johnstone, L OBP: 0.352, SLG: 0.480 (1, 9)	0-3 K		0-0 P4		0-3 K	4-0 1B BB		0-0 F9		4	1	0	0	1	2	4											
Bob Boone, R OBP: 0.339, SLG: 0.437 (1, 2)		0-0 F5		0-3 K	0-3 K			4-0 1-3 1B BB		4	0	1	0	1	2	0											
Ted Sizemore, R OBP: 0.341, SLG: 0.356 (1, 4)		0-0 G3		0-0 F2		0-0 1B SH3-4 1B		0-0 1-3		5	0	1	0	0	0	3											
Jim Lonborg, R OBP: 0.114, SLG: 0.088 (1, 1)		0-0 5-3		0-3 K		0-0 SH3-4 1-2 1B		0-0 2-H 3-H 1B		3	0	1	1	0	1	0											
Inning Stats	R: 1 E: 0 K: 1 S: 7	H: 2 LOB: 2 BB: 1 P: 11	R: 0 E: 0 K: 0 S: 3	H: 0 LOB: 0 BB: 0 P: 3	R: 1 E: 0 K: 0 S: 6	H: 3 LOB: 2 BB: 0 P: 6	R: 0 E: 0 K: 2 S: 7	H: 0 LOB: 0 BB: 0 P: 7	R: 4 E: 0 K: 2 S: 9	H: 2 LOB: 3 BB: 1 P: 13	R: 1 E: 0 K: 0 S: 4	H: 2 LOB: 2 BB: 1 P: 8	R: 1 E: 0 K: 1 S: 6	H: 1 LOB: 0 BB: 0 P: 6	R: 0 E: 0 K: 1 S: 5	H: 0 LOB: 1 BB: 1 P: 9		1B: 8 2B: 2 3B: 0 HR: 2	SF: 0 SAC: 0 DP: 0 HBP: 0	WP: 1 PB: 0 SB: 0 CS: 0	PA: 44						
PITCHER	IP	WLS	BF	H	R	ER	SO	BB	IBB	HBP	BLK	WP	HR	S	P	ERA	WHIP										
Wayne Twitchell, R ERA: 4.94 (1, 1)	5.0	L	25	7	6	6	5	3	0	0	0	1	1	32	44	10.80	2.000										
Don Stanhouse, R ERA: 4.2 (6, 1)	2.0		11	4	1	1	2	2	0	0	0	0	0	13	21	4.50	3.000										
Willi McEnaney, L ERA: 4.14 (8, 1)	2.0		8	1	1	1	2	1	0	0	0	0	1	11	15	4.50	1.000										

AB	36
R	8
H	12
RBI	8
BB	6
SO	9
LOB	18



Batter	1	2	3	4	5	6	7	8	9	AB	R	H	RBI	BB	SO	LOB	BOTTOM										
Dave Cash, R OBP: 0.343, SLG: 0.350 (1, 4)	4-0 HR BB	0-0 FC6						0-0 G3		3	1	1	0	1	0	1	Philadelphia Phillies @ Montreal Expos Olympic Stadium, Montreal, QB Thu Aug 18 1977, 7:05 PM EDT Att: 18,296 - Unknown										
Warren Cromartie, L OBP: 0.325, SLG: 0.404 (1, 7)	4-0 HR BB		0-0 G3		0-0 F7			0-0 F9		3	1	0	0	1	0	1											
Andre Dawson, R OBP: 0.327, SLG: 0.485 (1, 8)	0-0 1-H 2-H HR		0-3 K		0-0 FC5-4			0-3 K		4	1	1	3	0	2	1											
Tony Perez, R OBP: 0.352, SLG: 0.432 (1, 3)	0-0 L9		0-0 F8				0-0 F7			4	0	1	0	0	0	0											
Gary Carter, R OBP: 0.340, SLG: 0.496 (1, 2)	0-0 F8			0-0 5-3			0-3 K			4	0	0	0	0	1	1											
Del Unser, L OBP: 0.341, SLG: 0.454 (1, 9)	0-0 1-3			4-0 CS BB			0-0 F8			3	0	0	0	1	0	1											
Larry Parrish, R OBP: 0.316, SLG: 0.395 (1, 5)		0-3 K		0-0 FC6-4 1B			0-3 K			4	0	1	0	0	2	1											
Chris Speier, R OBP: 0.320, SLG: 0.338 (1, 6)		0-3 K		0-0 FC6-4			0-3 K			3	0	0	0	0	2	1											
Wayne Twitchell, R OBP: 0.235, SLG: 0.194 Pepe Frias, R OBP: 0.231, SLG: 0.250 Don Stanhouse, R OBP: 0.225, SLG: 0.282 Tim Blackwell, S OBP: 0.222, SLG: 0.188 Willi McEnaney, L (8, 1)		0-0 1B			0-3 K			0-0 6-3		1	0	1	0	0	0	0											
Inning Stats	R: 3 E: 0 K: 0 S: 4	H: 1 LOB: 0 BB: 2 P: 12	R: 0 E: 0 K: 2 S: 8	H: 1 LOB: 1 BB: 0 P: 8	R: 0 E: 0 K: 1 S: 5	H: 0 LOB: 0 BB: 0 P: 5	R: 0 E: 0 K: 0 S: 3	H: 1 LOB: 1 BB: 1 P: 7	R: 0 E: 0 K: 1 S: 6	H: 1 LOB: 1 BB: 0 P: 6	R: 0 E: 0 K: 1 S: 5	H: 0 LOB: 0 BB: 0 P: 5	R: 0 E: 0 K: 2 S: 7	H: 0 LOB: 0 BB: 0 P: 7	R: 0 E: 0 K: 1 S: 5	H: 0 LOB: 0 BB: 0 P: 5		R: 0 E: 0 K: 0 S: 4	H: 1 LOB: 1 BB: 0 P: 4	1B: 4 2B: 0 3B: 0 HR: 1	SF: 0 SAC: 0 DP: 0 HBP: 0	WP: 0 PB: 0 SB: 1 CS: 1	PA: 34				
PITCHER	IP	WLS	BF	H	R	ER	SO	BB	IBB	HBP	BLK	WP	HR	S	P	ERA	WHIP										
Jim Lonborg, R ERA: 3.88 (1, 1)	9.0	W	34	5	3	3	8	3	0	0	0	0	1	47	59	3.00	0.889										

AB	31
R	3
H	5
RBI	3
BB	3
SO	8
LOB	7



Batter	1	2	3	4	5	6	7	8	9	AB	R	H	RBI	BB	SO	LOB	TOP				
Rowland Office, L OBP: 0.296, SLG: 0.312	4-3		P3		2B	F9			2-3	5	1	1	0	0	0	2	Atlanta Braves @ Montreal Expos Olympic Stadium, Montreal, QB Fri Aug 19 1977, 7:05 PM EDT Att: 26,433 - Unknown				
Junior Moore, R OBP: 0.314, SLG: 0.316	4-3						5-3			4	0	1	1	0	0	2					
Jeff Burroughs, R OBP: 0.375, SLG: 0.527			F4				1-3			4	0	2	2	0	0	1					
Willie Montanez, L OBP: 0.329, SLG: 0.470	F7			1-3	F4		G3			4	0	0	0	0	0	2					
Gary Matthews, R OBP: 0.352, SLG: 0.431		K						K		4	0	1	0	0	3	0					
Biff Pocoreba, S OBP: 0.375, SLG: 0.414	6-3							K		4	1	2	0	0	1	0					
Rod Gilbreath, R OBP: 0.317, SLG: 0.339	5-3			G4-3						4	1	1	0	0	0	2					
Pat Rockett, R OBP: 0.321, SLG: 0.281						F9			F7	4	1	2	1	0	0	0					
Phil Niekro, R OBP: 0.172, SLG: 0.176			SH1-4						5-3	3	1	1	1	0	0	1					
Inning Stats	R: 0 E: 0 K: 0 S: 4	H: 1 LOB: 1 BB: 0 P: 4	R: 0 E: 0 K: 1 S: 5	H: 0 LOB: 0 BB: 0 P: 5	R: 1 E: 0 K: 0 S: 5	H: 2 LOB: 1 BB: 0 P: 5	R: 0 E: 0 K: 0 S: 4	H: 2 LOB: 1 BB: 0 P: 4	R: 2 E: 0 K: 1 S: 6	H: 3 LOB: 1 BB: 0 P: 6	R: 0 E: 0 K: 0 S: 3	H: 0 LOB: 0 BB: 0 P: 3	R: 0 E: 0 K: 2 S: 7	H: 0 LOB: 0 BB: 0 P: 7	R: 0 E: 0 K: 0 S: 3	H: 0 LOB: 0 BB: 0 P: 3		1B: 9 2B: 2 3B: 0 HR: 0	SF: 0 SAC: 1 DP: 1 HBP: 0	WP: 0 PB: 0 SB: 0 CS: 0	PA: 37
PITCHER	IP	WLS	BF	H	R	ER	SO	BB	IBB	HBP	BLK	WP	HR	S	P	ERA	WHIP				
Steve Rogers, R ERA: 2.93	(1, 1)	7.0	L	31	11	5	5	2	0	0	0	0	0	35	35	6.43	1.571				
Bill Atkinson, R ERA: 3.76	(8, 1)	2.0		6	0	0	0	2	0	0	0	0	0	10	10	0.00	0.000				

Batter	1	2	3	4	5	6	7	8	9	AB	R	H	RBI	BB	SO	LOB	BOTTOM					
Dave Cash, R OBP: 0.344, SLG: 0.352	F9								5-3	5	0	2	2	0	1	2	Atlanta Braves @ Montreal Expos Olympic Stadium, Montreal, QB Fri Aug 19 1977, 7:05 PM EDT Att: 26,433 - Unknown					
Warren Cromartie, L OBP: 0.322, SLG: 0.401	K		F7		FC1-6		F6			4	0	0	0	0	1	3						
Andre Dawson, R OBP: 0.327, SLG: 0.483	1-3								F7	4	0	1	0	0	0	0						
Tony Perez, R OBP: 0.353, SLG: 0.430		K								2	1	0	0	2	1	2						
Gary Carter, R OBP: 0.340, SLG: 0.492	F4									3	0	0	0	1	1	1						
Del Unser, L OBP: 0.339, SLG: 0.455	F7									4	0	1	0	0	0	2						
Larry Parrish, R OBP: 0.318, SLG: 0.394										3	0	1	0	1	1	1						
Chris Speier, R OBP: 0.322, SLG: 0.341			FC5-4						FC6-4	3	2	1	0	1	0	2						
Steve Rogers, R OBP: 0.143, SLG: 0.096										1	0	0	0	0	0	1						
Jose Morales, R OBP: 0.238, SLG: 0.298			SH1-4						FC5-4	1	0	0	0	0	1	1						
Bill Atkinson, L OBP: 0.200, SLG: 0.200										0	0	0	0	0	0	0						
Pete Mackanin, R OBP: 0.263, SLG: 0.306										1	0	0	0	0	0	1						
Inning Stats	R: 0 E: 0 K: 1 S: 5	H: 0 LOB: 0 BB: 0 P: 5	R: 0 E: 0 K: 1 S: 5	H: 0 LOB: 0 BB: 0 P: 5	R: 1 E: 0 K: 0 S: 4	H: 1 LOB: 1 BB: 1 P: 8	R: 1 E: 0 K: 0 S: 4	H: 1 LOB: 1 BB: 1 P: 8	R: 1 E: 0 K: 0 S: 6	H: 3 LOB: 2 BB: 0 P: 6	R: 0 E: 0 K: 2 S: 7	H: 0 LOB: 0 BB: 0 P: 7	R: 0 E: 0 K: 2 S: 7	H: 0 LOB: 1 BB: 1 P: 11	R: 0 E: 0 K: 0 S: 2	H: 0 LOB: 1 BB: 2 P: 10	R: 0 E: 0 K: 0 S: 4	H: 1 LOB: 1 BB: 0 P: 4	1B: 3 2B: 3 3B: 0 HR: 0	SF: 0 SAC: 1 DP: 1 HBP: 0	WP: 1 PB: 0 SB: 0 CS: 0	PA: 37
PITCHER	IP	WLS	BF	H	R	ER	SO	BB	IBB	HBP	BLK	WP	HR	S	P	ERA	WHIP					
Phil Niekro, R ERA: 4.09	(1, 1)	9.0	W	37	6	3	3	6	5	0	0	0	1	0	44	64	3.00	1.222				

Batter	1	2	3	4	5	6	7	8	9	AB	R	H	RBI	BB	SO	LOB	TOP					
Rowland Office, L OBP: 0.295, SLG: 0.308 (1, 8)										4	0	0	0	1	2	4	Atlanta Braves @ Montreal Expos Olympic Stadium, Montreal, QB Fri Aug 19 1977, 7:05 PM EDT Att: 26,433 - Unknown					
Junior Moore, R OBP: 0.313, SLG: 0.312 (1, 5)										4	0	0	0	1	0	0						
Jeff Burroughs, R OBP: 0.376, SLG: 0.526 (1, 9)										3	0	1	0	1	1	2						
Willie Montanez, L OBP: 0.326, SLG: 0.465 (1, 3)										4	0	0	0	0	0	4						
Gary Matthews, R OBP: 0.351, SLG: 0.428 (1, 7)										3	0	0	0	1	0	0						
Joe Nolan, L OBP: 0.435, SLG: 0.481 (1, 2)										2	1	2	0	2	0	0						
Rod Gilbreath, R OBP: 0.319, SLG: 0.342 (1, 4)										3	1	1	0	1	0	3						
Pat Rockett, R OBP: 0.326, SLG: 0.290 (1, 6)										3	0	1	2	1	1	2						
Eddie Solomon, R OBP: 0.235, SLG: 0.133 Dave Campbell, R OBP: 0.283, SLG: 0.333 Brian Asseltine, L OBP: 0.283, SLG: 0.333 Steve Hargan, R OBP: 0.374, SLG: 0.413 (1, 1) (5, 1) (6, PH) (6, 1) (9, PH)										2	0	0	0	0	0	1						
Inning Stats	R: 0 E: 0 K: 1 S: 6	H: 1 LOB: 1 BB: 0 P: 6	R: 0 E: 0 K: 0 S: 3	H: 0 LOB: 1 BB: 1 P: 7	R: 0 E: 0 K: 1 S: 5	H: 0 LOB: 2 BB: 2 P: 13	R: 2 E: 0 K: 1 S: 7	H: 2 LOB: 1 BB: 1 P: 11	R: 0 E: 0 K: 0 S: 2	H: 0 LOB: 0 BB: 1 P: 6	R: 0 E: 0 K: 0 S: 4	H: 1 LOB: 3 BB: 2 P: 12	R: 0 E: 0 K: 0 S: 3	H: 0 LOB: 0 BB: 0 P: 3	R: 0 E: 0 K: 1 S: 5	H: 1 LOB: 1 BB: 1 P: 9		R: 0 E: 0 K: 1 S: 5	H: 0 LOB: 0 BB: 0 P: 5	1B: 3 2B: 3 3B: 0 HR: 0	SF: 0 SAC: 0 DP: 2 HBP: 0	WP: 1 PB: 0 SB: 1 CS: 0
PITCHER	IP WLS BF H R ER SO BB IBB HBP BLK WP HR S P ERA WHIP	5.0 W 22 3 2 2 3 5 0 0 0 0 0 23 43 3.60 1.600	4.0 S 16 2 0 0 2 3 0 0 0 1 0 17 29 0.00 1.250																			

AB	30
R	2
H	5
RBI	2
BB	8
SO	5
LOB	19



Batter	1	2	3	4	5	6	7	8	9	AB	R	H	RBI	BB	SO	LOB	BOTTOM		
Dave Cash, R OBP: 0.344, SLG: 0.355 (1, 4)										5	1	2	0	0	2	1	Atlanta Braves @ Montreal Expos Olympic Stadium, Montreal, QB Fri Aug 19 1977, 7:05 PM EDT Att: 26,433 - Unknown		
Warren Cromartie, L OBP: 0.321, SLG: 0.401 (1, 7)										5	0	1	1	0	0	3			
Andre Dawson, R OBP: 0.328, SLG: 0.479 (1, 8)										3	2	0	0	1	1	1			
Tony Perez, R OBP: 0.354, SLG: 0.430 Sam Mejias, R OBP: 0.306, SLG: 0.492 (1, 3) (9, 9)										4	1	2	3	0	0	1			
Gary Carter, R OBP: 0.343, SLG: 0.497 (1, 2)										2	1	1	1	2	1	1			
Del Unser, L OBP: 0.339, SLG: 0.453 (1, 9) (9, 3)										3	0	1	2	0	1	3			
Larry Parrish, R OBP: 0.314, SLG: 0.389 (1, 5)										4	0	0	0	0	0	6			
Chris Speier, R OBP: 0.321, SLG: 0.338 (1, 6)										3	2	0	0	1	0	2			
Fred Holdsworth, R OBP: 0.234, SLG: 0.293 Jose Morales, R OBP: 0.293, SLG: 0.293 Santo Alcala, R OBP: 0.080, SLG: 0.200 (1, 1) (5, PH) (6, 1)										1	0	0	0	0	1	0			
Inning Stats	R: 0 E: 0 K: 1 S: 5	H: 0 LOB: 0 BB: 0 P: 5	R: 0 E: 2 K: 1 S: 7	H: 0 LOB: 2 BB: 0 P: 7	R: 0 E: 0 K: 2 S: 7	H: 1 LOB: 2 BB: 1 P: 10	R: 4 E: 1 K: 0 S: 7	H: 3 LOB: 2 BB: 1 P: 12	R: 0 E: 0 K: 0 S: 4	H: 1 LOB: 1 BB: 0 P: 4	R: 2 E: 0 K: 0 S: 4	H: 1 LOB: 0 BB: 1 P: 8	R: 1 E: 0 K: 1 S: 6	H: 1 LOB: 1 BB: 1 P: 10	1B: 4 2B: 2 3B: 1 HR: 0	SF: 0 SAC: 2 DP: 0 HBP: 1		WP: 1 PB: 0 SB: 1 CS: 0	PA: 39
PITCHER	IP WLS BF H R ER SO BB IBB HBP BLK WP HR S P ERA WHIP	4.2 L 24 4 4 0 0 2 0 0 0 0 0 1 1 0.00 0.000	3.0 14 3 3 3 1 2 0 0 0 1 1 0 14 22 9.00 1.667																



Batter	1	2	3	4	5	6	7	8	9	AB	R	H	RBI	BB	SO	LOB	TOP																	
Gary Matthews, R OBP: 0.354, SLG: 0.432 (1, 7)	0-0 6-3 SF7 2B		0-0 P3		0-0 1-2 1B		0-0 G6-4-3 1B	0-0 4-3		5	1	3	0	0	0	2	Atlanta Braves @ Montreal Expos Olympic Stadium, Montreal, QB Sat Aug 20 1977, 7:05 PM EDT Att: 18,535 - Unknown																	
Rowland Office, L OBP: 0.292, SLG: 0.304 (1, 8)	0-0 6-3 2-3		0-0 F8		0-0 G3		0-0 G6-4-3 1-2			4	0	0	0	0	0	4																		
Jeff Burroughs, R OBP: 0.373, SLG: 0.522 (1, 9)	0-0 SF7 3-H			0-0 5-3		0-0 P4		0-3 K		3	0	0	1	0	1	0																		
Willie Montanez, L OBP: 0.323, SLG: 0.461 (1, 3)	0-0 F9			0-0 F7		0-0 1-3			0-0 F8		4	0	0	0	0	0																		
Biff Pocoroba, S OBP: 0.382, SLG: 0.423 (1, 2)		0-0 CS 1B			0-0 2B		4-0 BB		0-0 1B 2B		3	1	3	0	1	0																		
Junior Moore, R OBP: 0.312, SLG: 0.311 (1, 5)		0-0 1-2 1B		0-0 4-3		0-0 5-3			0-0 P6		4	0	1	0	0	3																		
Rod Gilbreath, R OBP: 0.318, SLG: 0.341 (1, 4)		0-0 F9			0-0 F8		0-0 5-3		0-0 1-2 2B 1B		4	1	1	0	0	1																		
Pat Rockett, R OBP: 0.324, SLG: 0.296 (1, 6)		0-0 1-3				0-3 K		0-0 F8	0-0 1-H 2-H 2B		4	0	1	2	0	1																		
Buzz Capra, R OBP: 0.194, SLG: 0.107 (5, PH) Tom Macavoy, R OBP: 0.276, SLG: 0.367 (5, L) Don Collins, R (5, L) Mike Davey, R (6, L) Brian Asselstine, L OBP: 0.258, SLG: 0.329 (7, PH) Duane Theiss, R (7, L) Joe Nolan, L OBP: 0.443, SLG: 0.481 (9, PH) Jerry Royster, R OBP: 0.274, SLG: 0.282 (9, PH)			0-0 P6		0-0 1B 1B		0-0 4-3		4-0 BB BB		1	0	0	0	0	0																		
Inning Stats	R: 1 E: 0 K: 0 S: 4	H: 1 LOB: 0 BB: 0 P: 4	R: 0 E: 0 K: 0 S: 4	H: 2 LOB: 1 BB: 0 P: 4	R: 0 E: 0 K: 0 S: 3	H: 0 LOB: 0 BB: 0 P: 3	R: 0 E: 0 K: 0 S: 4	H: 1 LOB: 1 BB: 0 P: 4	R: 0 E: 0 K: 1 S: 7	H: 2 LOB: 2 BB: 0 P: 7	R: 0 E: 0 K: 0 S: 3	H: 0 LOB: 0 BB: 0 P: 3	R: 0 E: 0 K: 1 S: 5	H: 1 LOB: 0 BB: 0 P: 5	R: 2 E: 0 K: 0 S: 6	H: 3 LOB: 2 BB: 1 P: 10		1B: 7 2B: 3 3B: 0 HR: 0	SF: 1 SAC: 0 DP: 1 HBP: 0	WP: 0 PB: 0 SB: 0 CS: 1	PA: 37													
PITCHER	IP WLS BF H R ER SO BB IBB HBP BLK WP HR S P ERA WHIP																																	
Jackie Brown, R ERA: 4.15 Joe Kerrigan, R ERA: 3.19	(1, 1) (9, 1)	8.2 S	W 1	36 0	10 0	3 0	3 0	2 0	2 0	0 0	0 0	0 0	0 0	0 0	0 1	1 1	0.00 0.00	0.000 0.000																

Batter	1	2	3	4	5	6	7	8	9	AB	R	H	RBI	BB	SO	LOB	BOTTOM																			
Dave Cash, R OBP: 0.345, SLG: 0.353 (1, 4)	0-0 5-3		0-0 4-3	0-0 P3		4-0 IBB		4-0 G4-6-3 BB		3	0	0	0	2	0	1	Atlanta Braves @ Montreal Expos Olympic Stadium, Montreal, QB Sat Aug 20 1977, 7:05 PM EDT Att: 18,535 - Unknown																			
Warren Cromartie, L OBP: 0.324, SLG: 0.400 (1, 7)	0-0 E S 1B		4-0 HR BB		4-0 G6-4-3 BB		0-3 K	0-0 G4-6-3 1-2		3	1	1	0	2	1	4																				
Andre Dawson, R OBP: 0.326, SLG: 0.475 (1, 8)	0-3 K 1-3		0-0 P6		0-0 F7		0-0 1B SF7 1B	0-3 K		5	1	1	0	0	2	3																				
Tony Perez, R OBP: 0.354, SLG: 0.436 (1, 3)	0-3 K		0-0 1-H HR		0-0 G6-4-3 1-2		0-0 P4			4	1	1	2	0	1	3																				
Gary Carter, R OBP: 0.345, SLG: 0.500 (7, PR) Pepe Frias, R OBP: 0.231, SLG: 0.250 Tim Blackwell, S OBP: 0.222, SLG: 0.188 (8, 2)		0-0 P3 6-3			0-0 1B 2B		0-0 1B 1B 1B			4	1	2	0	0	0	0																				
Del Unser, L OBP: 0.342, SLG: 0.468 (1, 9)		0-0 P5		0-0 HR		0-0 F8		1-2 2-3 1B		4	1	2	1	0	0	1																				
Larry Parrish, R OBP: 0.316, SLG: 0.391 (1, 5)		0-0 2B 1B		0-0 1-3		0-0 SH5-4 BB 2H 1B		0-0 SF7		3	1	2	2	0	0	0																				
Chris Speier, R OBP: 0.327, SLG: 0.348 (1, 6)		0-0 1-H 2B		0-0 2B		4-0 SH5-4 BB 1-2 2-3 1B		0-0 FC6 1B		3	0	3	1	1	0	0																				
Jackie Brown, R OBP: 0.157, SLG: 0.140 Joe Kerrigan, R (9, 1)		0-3 K		0-0 5-3		0-0 SH5-4 1-2 2-3		0-0 FC6 1-2		3	0	0	0	0	1	5																				
Inning Stats	R: 0 E: 0 K: 2 S: 8	H: 1 LOB: 1 BB: 0 P: 8	R: 1 E: 0 K: 1 S: 7	H: 2 LOB: 1 BB: 0 P: 7	R: 2 E: 0 K: 0 S: 4	H: 1 LOB: 0 BB: 1 P: 8	R: 1 E: 0 K: 0 S: 5	H: 2 LOB: 1 BB: 0 P: 5	R: 0 E: 0 K: 0 S: 2	H: 0 LOB: 0 BB: 1 P: 6	R: 1 E: 0 K: 1 S: 7	H: 2 LOB: 3 BB: 2 P: 15	R: 1 E: 0 K: 0 S: 7	H: 4 LOB: 3 BB: 0 P: 7	R: 0 E: 0 K: 1 S: 4	H: 0 LOB: 0 BB: 1 P: 8		1B: 7 2B: 3 3B: 0 HR: 2	SF: 1 SAC: 1 DP: 2 HBP: 0	WP: 0 PB: 0 SB: 1 CS: 0	PA: 39															
PITCHER	IP WLS BF H R ER SO BB IBB HBP BLK WP HR S P ERA WHIP																																			
Buzz Capra, R ERA: 5.64 Don Collins, L ERA: 4.95 Mike Davey, L ERA: 5.4 Duane Theiss, R ERA: 3.88	(1, 1) (5, 1) (6, 1) (7, 1)	4.0 1.1 0.2 2.0	L 7 3 10	19 2 0 4	6 1 0 4	4 1 0 1	3 0 1 1	3 0 0 1	0 2 0 1	0 0 1 0	0 0 0 0	0 0 0 0	0 0 0 0	0 0 0 0	0 0 0 0	0 0 0 0	0 5 8 15	28 13 8 15	9.00 6.75 0.00 4.50	1.750 3.000 0.000 2.500																



Batter	1	2	3	4	5	6	7	8	9	AB	R	H	RBI	BB	SO	LOB	TOP	
Gary Matthews, R OBP: 0.355, SLG: 0.436 (1, 7)	4-0 BB HR BB	0-0 2H 3B		0-0 FC6-4 1-2			0-0 G4-6-3 1-2			3	1	1	1	1	0	2		
Rod Gilbreath, R OBP: 0.317, SLG: 0.338 (1, 4)	4-0 HR BB	F5			0-3 K			0-0 6-3		3	1	0	0	1	1	1		
Jeff Burroughs, R OBP: 0.372, SLG: 0.527 (1, 9)	0-0 HR	F4			0-0 L8			0-0 F8		4	1	1	3	0	0	1		
Willie Montanez, L OBP: 0.322, SLG: 0.461 (1, 3)	0-0 L7			0-0 4-3			0-0 6-3		0-0 2B	4	0	1	0	0	0	0		
Biff Pocoroba, S OBP: 0.383, SLG: 0.424 (1, 2)	0-0 4-3 WP 1B			0-0 CS 1B		0-3 K		0-0 4-3		4	0	2	0	0	1	1		
Junior Moore, R OBP: 0.311, SLG: 0.307 (1, 5)	0-0 4-3 1-3			0-0 6-3 1-2		0-0 5-3			4-0 G4-6-3 BB	3	0	0	0	1	0	2		
Rowland Office, L OBP: 0.288, SLG: 0.301 (1, 8)	0-0 G3			0-0 3-1		0-0 6-3			0-0 G4-6-3 1-2	4	0	0	0	0	0	2		
Pat Rockett, R OBP: 0.329, SLG: 0.297 (1, 6)		4-0 SH2-4 3B BB		0-0 FC1-6 1B			0-0 4-3		0-0 5-3	3	1	1	0	1	0	0		
Dick Ruthven, R OBP: 0.303, SLG: 0.452 (7, PH)		SH2-4		0-0 FC1-6 1-2			4-0 G4-6-3 BB			1	0	0	0	0	0	1		
Brian Asselstine, L OBP: 0.256, SLG: 0.329 (7, 1)		SH2-4								0	0	0	0	1	0	0		
Duane Theiss, R (7, 1)										0	0	0	0	0	0	0		
Inning Stats	R: 3 E: 0 K: 0 S: 5	H: 2 LOB: 1 BB: 2 P: 13	R: 1 E: 0 K: 0 S: 4	H: 1 LOB: 1 BB: 1 P: 8	R: 0 E: 0 K: 0 S: 3	H: 1 LOB: 0 BB: 0 P: 3	R: 0 E: 0 K: 1 S: 5	H: 0 LOB: 0 BB: 0 P: 5	R: 0 E: 0 K: 1 S: 5	H: 0 LOB: 0 BB: 1 P: 6	R: 0 E: 0 K: 0 S: 4	H: 1 LOB: 1 BB: 0 P: 4	R: 0 E: 0 K: 0 S: 2	H: 0 LOB: 0 BB: 1 P: 6	1B: 3 2B: 1 3B: 1 HR: 1	SF: 0 SAC: 1 DP: 2 HBP: 0	WP: 1 PA: 35 PB: 0 SB: 0 CS: 1	
PITCHER	IP WLS BF H R ER SO BB IBB HBP BLK WP HR S P ERA WHIP																	
Stan Bahnsen, R ERA: 4.99 (1, 1)	3.2 W 18 5 4 4 0 3 0 0 0 1 1 15 27 9.82 2.182																	
Don Stanhouse, R ERA: 4.03 (4, 1)	5.1 W 17 1 0 0 2 2 0 0 0 0 0 19 27 0.00 0.562																	

Atlanta Braves @ Montreal Expos
Olympic Stadium, Montreal, QB
Sun Aug 21 1977, 3:33 AM EDT
Att: 2,539 - Unknown

AB 29
R 4
H 6
RBI 4
BB 5
SO 2
LOB 10



Batter	1	2	3	4	5	6	7	8	9	AB	R	H	RBI	BB	SO	LOB	BOTTOM		
Dave Cash, R OBP: 0.349, SLG: 0.365 (1, 4)	0-0 1B 3B			0-0 2B 2B		0-0 HR 1B	0-0 2B			5	3	4	2	0	0	0			
Pepe Frias, R OBP: 0.231, SLG: 0.250 (7, FR) (8, 4)		L9								0	0	0	0	0	0	0			
Warren Cromartie, L OBP: 0.321, SLG: 0.396 (1, 7)	0-0 G3	4-3		0-3 K		0-0 F6	0-0 3-1			5	0	0	0	0	1	4			
Del Unser, L OBP: 0.347, SLG: 0.489 (1, 9)	0-0 BB E 6-3 1B	G3		0-0 2B		0-0 HR		0-0 F5		5	2	3	4	0	0	0			
Tony Perez, R OBP: 0.356, SLG: 0.435 (1, 3)	0-0 6-3		4-0 FC5-4 BB	4-0 IBB		0-0 E5 1B	0-0 6-3		0-0 6-3	3	1	1	0	2	0	1			
Gary Carter, R OBP: 0.346, SLG: 0.500 (1, 2)	0-0 E BB 1B		0-0 FC5-4 5-3	0-0 5-3		0-0 1B	0-0 5-3			4	1	2	1	0	0	3			
Tim Blackwell, S OBP: 0.211, SLG: 0.176 (7, 2)										1	0	0	0	0	0	0			
Larry Parrish, R OBP: 0.319, SLG: 0.389 (1, 5)	4-0 1B BB		0-0 5-3		4-0 6-3 SH1-4 BB	0-0 6-3				2	1	0	0	2	0	1			
Sam Mejias, R OBP: 0.294, SLG: 0.470 (1, 8)	0-0 E5 1B		0-0 P3		0-0 SH1-4		0-3 K			3	0	0	0	0	1	3			
Chris Speier, R OBP: 0.331, SLG: 0.355 (1, 6)	0-0 1B			0-0 2B 3B		0-0 6-3	4-0 SH1-3 2B BB			3	2	2	2	1	0	1			
Stan Bahnsen, R OBP: 0.179, SLG: 0.167 (1, 1)				0-0 F4		0-3 K		0-0 SH1-3		1	0	0	0	0	1	2			
Don Stanhouse, R OBP: 0.214, SLG: 0.268 (4, 1)										2	0	0	0	0	1	2			
Inning Stats	R: 4 E: 1 K: 1 S: 10	H: 4 LOB: 2 BB: 1 P: 14	R: 0 E: 0 K: 0 S: 3	H: 0 LOB: 0 BB: 0 P: 3	R: 0 E: 0 K: 0 S: 3	H: 0 LOB: 1 BB: 1 P: 7	R: 2 E: 0 K: 1 S: 8	H: 3 LOB: 2 BB: 1 P: 12	R: 0 E: 0 K: 1 S: 5	H: 0 LOB: 1 BB: 1 P: 9	R: 3 E: 1 K: 0 S: 6	H: 4 LOB: 0 BB: 0 P: 6	R: 1 E: 0 K: 1 S: 6	H: 1 LOB: 1 BB: 1 P: 10	R: 0 E: 0 K: 0 S: 3	H: 0 LOB: 0 BB: 0 P: 3	1B: 6 2B: 3 3B: 2 HR: 1	SF: 0 SAC: 2 DP: 0 HBP: 0	WP: 0 PA: 41 PB: 0 SB: 0 CS: 0
PITCHER	IP WLS BF H R ER SO BB IBB HBP BLK WP HR S P ERA WHIP																		
Dick Ruthven, R ERA: 4.04 (1, 1)	6.0 L 33 11 9 5 3 3 1 0 0 0 0 35 51 7.50 2.333																		
Duane Theiss, R ERA: 3.96 (7, 1)	2.0 W 8 1 1 1 1 1 0 0 0 0 0 9 13 4.50 1.000																		

Atlanta Braves @ Montreal Expos
Olympic Stadium, Montreal, QB
Sun Aug 21 1977, 3:33 AM EDT
Att: 2,539 - Unknown

AB 34
R 10
H 12
RBI 9
BB 5
SO 4
LOB 17



Batter	1	2	3	4	5	6	7	8	9	AB R H RBI BB SO LOB	TOP											
Dave Cash, R OBP: 0.351, SLG: 0.370 (1, 4)	4-3		4-3			HR	WP		2B	5 1 3 1 0 0 0	Montreal Expos @ Cincinnati Reds Riverfront Stadium, Cincinnati, OH Mon Aug 22 1977, 7:05 PM EDT Att: 29,768 - Unknown											
Warren Cromartie, L OBP: 0.321, SLG: 0.452 (1, 7)	1B		F8		HR	6-3			5-3	5 1 2 2 0 0 3												
Del Unser, L OBP: 0.340, SLG: 0.478 (1, 9)	F9		4-3		P6	F8			K	5 0 0 0 0 1 4												
Tony Perez, R OBP: 0.355, SLG: 0.432 (1, 3)	L4				5-3				5-3	5 0 1 0 0 0 2												
Gary Carter, R OBP: 0.345, SLG: 0.496 (1, 2)		K			F7	SH			F8	3 1 0 0 1 1 1												
Larry Parrish, R OBP: 0.316, SLG: 0.385 (1, 5)		K			E5	SH			6-3	3 1 0 0 0 1 1												
Sam Mejias, R OBP: 0.319, SLG: 0.514 (1, 8)					F2	1B			G4-6-3	4 1 3 1 0 0 2												
Chris Speier, R OBP: 0.330, SLG: 0.352 (1, 6)					FC6-4	4-3			F8	3 0 0 0 1 0 5												
Wayne Twitchell, R OBP: 0.237, SLG: 0.200 Joe Kerrigan, R (9, 1)		K			F8	WP			G4-6-3	4 0 1 1 0 1 3 0 0 0 0 0 0 0												
Inning Stats	R: 0 E: 0 K: 0 S: 4	H: 1 LOB: 1 BB: 0 P: 4	R: 0 E: 0 K: 3 S: 10	H: 1 LOB: 2 BB: 1 P: 14	R: 0 E: 0 K: 0 S: 3	H: 0 LOB: 0 BB: 0 P: 3	R: 0 E: 1 K: 0 S: 5	H: 1 LOB: 2 BB: 0 P: 5	R: 2 E: 0 K: 0 S: 5	H: 2 LOB: 0 BB: 0 P: 5	R: 3 E: 0 K: 0 S: 7	H: 3 LOB: 2 BB: 1 P: 11	R: 0 E: 0 K: 0 S: 3	H: 0 LOB: 0 BB: 0 P: 3	R: 0 E: 0 K: 1 S: 6	H: 1 LOB: 1 BB: 0 P: 6	R: 0 E: 0 K: 1 S: 6	H: 1 LOB: 1 BB: 0 P: 6	1B: 6 2B: 3 3B: 0 HR: 1	SF: 0 SAC: 1 DP: 1 HBP: 0	WP: 1 PB: 0 CS: 0	PA: 40
PITCHER	IP WLS BF H R ER SO BB IBB HBP BLK WP HR S P ERA WHIP											PITCHER	IP WLS BF H R ER SO BB IBB HBP BLK WP HR S P ERA WHIP									
Jack Billingham, R ERA: 5.21 (1, 1)	5.0 L 22 5 2 2 3 0 1 0 0 0 0 1 27 31 3.60 1.000																					
Pedro Borbon, R ERA: 2.99 (6, 1)	2.0 11 3 3 3 0 1 0 0 0 1 0 10 14 13.50 2.000																					
Dale Murray, R ERA: 4.78 (8, 1)	2.0 7 2 0 0 1 0 0 0 0 0 0 9 9 0.00 1.000																					

AB	37
R	5
H	10
RBI	5
BB	2
SO	4
LOB	21



Batter	1	2	3	4	5	6	7	8	9	AB R H RBI BB SO LOB	BOTTOM											
Pete Rose, S OBP: 0.368, SLG: 0.433 (1, 5)	K		P6		SF7			6-3		3 0 0 1 0 1 0	Montreal Expos @ Cincinnati Reds Riverfront Stadium, Cincinnati, OH Mon Aug 22 1977, 7:05 PM EDT Att: 29,768 - Unknown											
Joe Morgan, L OBP: 0.425, SLG: 0.484 (1, 4)	G3				P6			K		4 0 1 0 0 1 1												
Ken Griffey, L OBP: 0.392, SLG: 0.472 (1, 9)			4-3					G3-6-3		2 0 1 0 2 0 1												
George Foster, R OBP: 0.370, SLG: 0.631 (8, 7)	K				F2			F5		4 0 0 0 0 1 3												
Dan Driessen, L OBP: 0.369, SLG: 0.468 (1, 3)			F8		G3			G3-6-3		4 0 0 0 0 1 1												
Johnny Bench, R OBP: 0.341, SLG: 0.564 (1, 2)					P6			F7		3 0 1 0 0 0 0												
Mike Lum, L OBP: 0.182, SLG: 0.297 Dale Murray, R OBP: 0.182, SLG: 0.182 (8, 1)					P5			F8		2 1 0 0 1 0 1 0 0 0 0 0 0 0												
Dave Concepcion, R OBP: 0.324, SLG: 0.364 (1, 6)									K	3 0 1 0 0 2 1												
Jack Billingham, R OBP: 0.182, SLG: 0.185 Ed Ambrister, R OBP: 0.342, SLG: 0.441 (5, PH) Pedro Borbon, R OBP: 0.200, SLG: 0.250 Cesar Geronimo, L OBP: 0.316, SLG: 0.380 (8, 8)					4-3				4-3	1 0 1 0 0 0 0 0 0												
Inning Stats	R: 0 E: 0 K: 2 S: 7	H: 0 LOB: 1 BB: 1 P: 11	R: 0 E: 0 K: 1 S: 6	H: 1 LOB: 0 BB: 0 P: 6	R: 0 E: 0 K: 0 S: 4	H: 1 LOB: 1 BB: 0 P: 4	R: 0 E: 0 K: 0 S: 3	H: 0 LOB: 0 BB: 0 P: 3	R: 1 E: 0 K: 0 S: 4	H: 1 LOB: 1 BB: 1 P: 8	R: 0 E: 0 K: 0 S: 3	H: 1 LOB: 0 BB: 0 P: 3	R: 0 E: 0 K: 1 S: 5	H: 0 LOB: 0 BB: 0 P: 5	R: 0 E: 0 K: 1 S: 5	H: 0 LOB: 0 BB: 0 P: 5	R: 0 E: 0 K: 1 S: 4	H: 0 LOB: 0 BB: 1 P: 8	1B: 4 2B: 0 3B: 0 HR: 0	SF: 1 SAC: 1 DP: 2 HBP: 0	WP: 0 PB: 0 CS: 0	PA: 32
PITCHER	IP WLS BF H R ER SO BB IBB HBP BLK WP HR S P ERA WHIP											PITCHER	IP WLS BF H R ER SO BB IBB HBP BLK WP HR S P ERA WHIP									
Wayne Twitchell, R ERA: 4.71 (1, 1)	8.0 W 29 4 1 1 5 2 0 0 0 0 0 0 37 45 1.12 0.750																					
Joe Kerrigan, R ERA: 3.15 (9, 1)	1.0 3 0 0 0 1 1 0 0 0 0 0 0 4 8 0.00 1.000																					

AB	27
R	1
H	4
RBI	1
BB	3
SO	6
LOB	8



Batter	1	2	3	4	5	6	7	8	9	AB	R	H	RBI	BB	SO	LOB	TOP																				
Dave Cash, R OBP: 0.351, SLG: 0.371 (1, 4)	0-0 WP SF8 2B	0-0 G3 1-2		0-0 FC3-6 2B 1-2f		0-0 FC6-4 1B		0-0 4-3	0-0 4-3	6	2	2	1	0	0	4																					
Warren Cromartie, L OBP: 0.321, SLG: 0.403 (1, 7)	0-0 SF8 2H	0-0 4-3		0-0 2B		0-0 F7		4-0 4-3 BB	0-0 L4	4	0	1	1	1	0	4																					
Del Unser, L OBP: 0.341, SLG: 0.478 (1, 9)	0-0 2B 1B		0-0 FC6-5 1B	0-0 SF7 3H		0-3 K		0-0 4-3 1-2		4	0	2	1	0	1	2																					
Tony Perez, R OBP: 0.357, SLG: 0.435 (1, 3)	0-0 2B		0-0 BB FC6-5 1B	0-0 K		0-0 FC6-4 1-2f		4-0 FC5-4 IBB		4	0	2	0	1	1	2																					
Gary Carter, R OBP: 0.346, SLG: 0.501 (1, 2)	4-0 IBB		0-0 F8		0-0 HR		0-3 K	0-0 FC5-4 1-2f		4	1	1	1	1	1	4																					
Sam Mejias, R OBP: 0.312, SLG: 0.493 (1, 8)	0-0 P5		0-0 FC6-5 BB 1-2 2-3f	0-0 4-3 1B		0-0 2-3		0-0 F9		5	0	1	0	0	0	5																					
Larry Parrish, R OBP: 0.320, SLG: 0.391 (1, 5)	0-0 1-3		4-0 1-2 2-3 BB	0-3 K		0-3 K	4-0 1B BB	0-0 4-3 3B		3	1	1	0	2	1	4																					
Chris Speier, R OBP: 0.333, SLG: 0.354 (1, 6)		0-0 FC3-6 1B	0-3 K	0-0 4-3		0-0 1-3 3	0-0 1B	1-0 4-3 BB HBP		4	0	2	0	0	1	4																					
Steve Rogers, R OBP: 0.150, SLG: 0.105 (1, 1)		0-0 FC3-6 G3 1-2f		0-0 FC3-6 1B		0-0 1-3 3	0-0 F8	4-0 4-3 BB		3	0	1	0	0	0	2																					
Jose Morales, R OBP: 0.231, SLG: 0.288 (7, PH)										1	0	0	0	0	0	2																					
Will McEnaney, L (7, 1)										0	0	0	0	0	0	0																					
Don Stanhouse, R OBP: 0.233, SLG: 0.268 (8, 1)										0	0	0	0	1	0	0																					
Inning Stats	R: 1 E: 0 K: 0 S: 6	H: 3 LOB: 3 BB: 1 P: 10	R: 0 E: 0 K: 0 S: 4	H: 1 LOB: 1 BB: 0 P: 4	R: 0 E: 0 K: 1 S: 7	H: 2 LOB: 3 BB: 1 P: 11	R: 1 E: 0 K: 1 S: 7	H: 2 LOB: 1 BB: 0 P: 7	R: 1 E: 0 K: 1 S: 6	H: 2 LOB: 1 BB: 0 P: 7	R: 0 E: 0 K: 1 S: 6	H: 1 LOB: 2 BB: 1 P: 10	R: 0 E: 0 K: 0 S: 3	H: 0 LOB: 2 BB: 2 P: 11	R: 1 E: 0 K: 0 S: 4	H: 1 LOB: 2 BB: 1 P: 9	1B: 8 2B: 3 3B: 1 HR: 1	SF: 2 SAC: 0 DP: 0 HBP: 1	WP: 1 PB: 0 CS: 0	PA: 47																	
PITCHER	IP	WLS	BF	H	R	ER	SO	BB	IBB	HBP	BLK	WP	HR	S	P	ERA	WHIP	PITCHER			IP	WLS	BF	H	R	ER	SO	BB	IBB	HBP	BLK	WP	HR	S	P	ERA	WHIP
Paul Moskau, R ERA: 4.03 (1, 1)	5.0	L	27	10	3	3	3	1	1	0	0	1	1	31	39	5.40	2.200																				
Manny Sarmiento, R ERA: 3.51 (6, 1)	1.0		4	1	0	0	1	0	0	0	0	0	0	6	6	0.00	1.000																				
Dale Murray, R ERA: 4.67 (7, 1)	2.0		10	1	0	0	1	2	1	0	0	0	0	9	21	0.00	1.500																				
Pedro Borbon, R ERA: 3.04 (9, 1)	1.0		6	1	1	1	0	1	0	1	0	0	0	4	9	9.00	2.000																				

Montreal Expos @ Cincinnati Reds
Riverfront Stadium, Cincinnati, OH
Tue Aug 23 1977, 7:05 PM EDT
Att: 27,474 - Unknown

AB	38
R	4
H	13
RBI	4
BB	6
SO	5
LOB	33



Batter	1	2	3	4	5	6	7	8	9	AB	R	H	RBI	BB	SO	LOB	BOTTOM																				
Pete Rose, S OBP: 0.366, SLG: 0.429 (1, 5)	0-0 4-3		0-0 F7		0-0 1-3	0-0 G3-2-3 3H			4-0 1-3 BB	4	0	0	0	1	0	4																					
Joe Morgan, L OBP: 0.425, SLG: 0.488 (1, 4)	0-0 3B		0-0 4-3		0-0 1B 1B		0-0 F9		0-0 F9	5	1	2	0	0	0	2																					
Ken Griffey, L OBP: 0.392, SLG: 0.470 (1, 9)	0-3 K			4-0 1B SF7 BB	0-0 1B 1B		0-0 6-3		0-0 1-3	4	1	1	0	1	1	2																					
George Foster, R OBP: 0.370, SLG: 0.629 (1, 7)	0-0 F8			0-0 FC5 BB 1B	0-0 1-2 3H 1B		0-0 F3		0-0 5-3	5	0	2	1	0	0	2																					
Dan Driessen, L OBP: 0.368, SLG: 0.465 (1, 3)		0-0 1-4-3		4-0 1-2 BB	0-0 F8			0-0 4-3		3	0	0	0	1	0	2																					
Johnny Bench, R OBP: 0.343, SLG: 0.565 (1, 2)		0-0 1B		0-0 SF7		0-0 SH FC3-2 1B		0-0 F7		3	0	2	1	0	0	0																					
Cesar Geronimo, L OBP: 0.316, SLG: 0.379 (1, 8)										3	0	1	0	0	0	3																					
Ray Knight, R OBP: 0.343, SLG: 0.459 (6, PH)		0-0 G4-3-6-3		0-0 F7		0-0 FC3-2 SH G3-2-3 1B		4-0 1B BB		0	0	0	0	1	0	0																					
Ed Armbrister, R OBP: 0.342, SLG: 0.441 (9, 7)										0	0	0	0	0	0	0																					
Dave Concepcion, R OBP: 0.324, SLG: 0.363 (1, 6)				0-0 1-3	0-0 FC5		0-0 SH FC3-2		0-0 1B	3	0	1	0	0	0	2																					
Paul Moskau, R OBP: 0.330, SLG: 0.455 (5, PH)										0	0	0	0	1	0	0																					
Changy Surimerts, L OBP: 0.299, SLG: 0.442 (6, 1)										1	0	0	0	0	0	0																					
Mike Lum, L OBP: 0.272, SLG: 0.294 (6, PH)										0	0	0	0	0	0	3																					
Dale Murray, R OBP: 0.305, SLG: 0.182 (7, 1)										0	0	0	0	0	0	0																					
Bob Bailey, R OBP: 0.305, SLG: 0.397 (8, PH)										1	0	0	0	0	0	2																					
Pedro Borbon, R OBP: 0.266, SLG: 0.250 (9, 1)										0	0	0	0	0	0	0																					
Inning Stats	R: 0 E: 0 K: 1 S: 6	H: 1 LOB: 1 BB: 0 P: 6	R: 0 E: 0 K: 0 S: 3	H: 1 LOB: 0 BB: 0 P: 3	R: 0 E: 0 K: 0 S: 3	H: 0 LOB: 1 BB: 1 P: 7	R: 1 E: 0 K: 0 S: 4	H: 1 LOB: 2 BB: 2 P: 12	R: 1 E: 0 K: 0 S: 6	H: 3 LOB: 2 BB: 0 P: 6	R: 0 E: 0 K: 0 S: 5	H: 2 LOB: 0 BB: 0 P: 5	R: 0 E: 0 K: 0 S: 3	H: 0 LOB: 0 BB: 0 P: 3	R: 0 E: 0 K: 0 S: 4	H: 1 LOB: 2 BB: 1 P: 8	R: 0 E: 0 K: 0 S: 3	H: 0 LOB: 1 BB: 1 P: 7	1B: 8 2B: 0 3B: 1 HR: 0	SF: 1 SAC: 1 DP: 2 HBP: 0	WP: 0 PB: 0 CS: 0	PA: 40															
PITCHER	IP	WLS	BF	H	R	ER	SO	BB	IBB	HBP	BLK	WP	HR	S	P	ERA	WHIP	PITCHER			IP	WLS	BF	H	R	ER	SO	BB	IBB	HBP	BLK	WP	HR	S	P	ERA	WHIP
Steve Rogers, R ERA: 2.93 (1, 1)	6.0	W	28	8	2	2	1	3	0	0	0	0	0	27	39	3.00	1.833																				
Will McEnaney, L ERA: 4.09 (7, 1)	1.2		7	1	0	0	0	1	0	0	0	0	0	6	10	0.00	1.200																				
Don Stanhouse, R ERA: 3.98 (8, 1)	1.1	S	5	0	0	0	0	1	0	0	0	0	0	4	8	0.00	0.750																				

Montreal Expos @ Cincinnati Reds
Riverfront Stadium, Cincinnati, OH
Tue Aug 23 1977, 7:05 PM EDT
Att: 27,474 - Unknown

AB	33
R	2
H	9
RBI	2
BB	5
SO	1
LOB	22




Batter	1	2	3	4	5	6	7	8	9	10	AB	R	H	RBI	BB	SO	LOB					
Dave Cash, R OBP: 0.351, SLG: 0.372 (1.4)	F9	4-3 1B		6-3			G3		1B 1B		5	0	2	1	0	0	0					
Warren Cromartie, L OBP: 0.322, SLG: 0.405 (1.7)	F7	4-3			F8 HR 2B		F6		1B G6-4-3 1B		5	1	2	1	0	0	2					
Andre Dawson, R OBP: 0.324, SLG: 0.472 (1.8)	E6 BB	1-3			F8		E 1B		K		5	0	1	0	0	1	5					
Tony Perez, R OBP: 0.359, SLG: 0.450 (1.3)	BB				HR		E5		G6-4-3		4	2	2	3	1	0	3					
Gary Carter, R OBP: 0.344, SLG: 0.498 (1.2)	5-3				K		K				5	0	1	0	0	2	4					
Del Unser, L OBP: 0.342, SLG: 0.481 (1.9)		1B 1B 2B			F8		1B				5	1	2	0	0	0	0					
Larry Parrish, R OBP: 0.318, SLG: 0.388 (1.5)		1B BB 1B			K		F9		F4		5	1	1	0	0	1	1					
Chris Speier, R OBP: 0.332, SLG: 0.351 (1.6)		4-3 1B BB			K		K		F8		3	0	0	0	1	2	1					
Jackie Brown, R OBP: 0.151, SLG: 0.135 Santo Alcala, R OBP: 0.074, SLG: 0.185 Will McEnaney, L OBP: 0.185 Don Stanhouse, R OBP: 0.233, SLG: 0.268 (9.1)		4-3 1B BB			F8		K		K		2	0	0	0	0	1	3					
		K			F8		K		K		2	0	0	0	0	2	1					
		K			F8		K		K		0	0	0	0	0	0	0					
		K			F8		K		K		0	0	0	0	0	0	0					
Inning Stats	R: 0 E: 1 K: 0 S: 4	H: 0 LOB: 2 BB: 1 P: 8	R: 2 E: 0 K: 1 S: 8	H: 3 LOB: 2 BB: 1 P: 12	R: 1 E: 0 K: 2 S: 8	H: 1 LOB: 0 BB: 0 P: 8	R: 0 E: 0 K: 1 S: 5	H: 0 LOB: 0 BB: 0 P: 5	R: 2 E: 0 K: 2 S: 5	H: 3 LOB: 0 BB: 0 P: 5	R: 0 E: 0 K: 1 S: 7	H: 1 LOB: 2 BB: 0 P: 7	R: 0 E: 0 K: 1 S: 6	H: 1 LOB: 1 BB: 0 P: 6	R: 0 E: 0 K: 1 S: 6	H: 2 LOB: 0 BB: 0 P: 6	R: 0 E: 0 K: 0 S: 3	H: 0 LOB: 0 BB: 0 P: 3	1B: 7 2B: 2 3B: 0 HR: 2	SF: 0 SAC: 0 DP: 1 HBP: 0	WP: 0 PB: 0 SB: 0 CS: 0	PA: 43
PITCHER	IP	WLS	BF	H	R	ER	SO	BB	IBB	HBP	BLK	WP	HR	S	P	ERA	WHIP					
Mark Lemongello, R ERA: 4.01	4.2		23	7	5	5	4	2	0	0	0	0	2	29	37	9.64	1.929					
Dan Larson, R ERA: 5.72	0.1		1	0	0	0	0	0	0	0	0	0	0	1	1	0.00	0.000					
Joe Sambilo, L ERA: 2.47	4.0		16	4	0	0	5	0	0	0	0	0	0	26	26	0.00	1.000					
Bo McLaughlin, R ERA: 4.03	1.0	W	3	0	0	0	0	0	0	0	0	0	0	3	3	0.00	0.000					

TOP

Montreal Expos @ Houston Astros
Astrodome, Houston, TX
Fri Aug 26 1977, 8:05 PM EDT
Att: 10,040 - Unknown

livebaseballscorecards.com

AB	41
R	5
H	11
RBI	5
BB	2
SO	9
LOB	20




Batter	1	2	3	4	5	6	7	8	9	10	AB	R	H	RBI	BB	SO	LOB							
Terry Puhl, L OBP: 0.377, SLG: 0.366 (1.7)	F6		G6-3		F7		4-3		FC6-4 1B		5	0	1	0	0	0	3							
Enos Cabell, R OBP: 0.315, SLG: 0.446 (1.5)	FC5-4 BB			F9 SF8 2B	G1 1-2 2-H 1B		1-3		FC6-4		4	1	2	1	1	0	1							
Cesar Cedeño, R OBP: 0.325, SLG: 0.390 (1.8)	FC5-4			F9	G1		F4				5	1	1	0	0	0	4							
Jose Cruz, L OBP: 0.362, SLG: 0.456 (1.9)	4-3			SF8	FC6-4 IBB		4-3		6-3 FC 2B		2	0	0	1	2	0	1							
Bob Watson, R OBP: 0.354, SLG: 0.462 (1.3)		6-3		F8	FC6-4		K		6-3 1-2 2-3		5	0	0	0	0	1	5							
Joe Ferguson, R OBP: 0.367, SLG: 0.428 (1.2)		CS BB			BB BB 1B BB		F9		FC		2	1	0	0	3	1	0							
Art Howe, R OBP: 0.342, SLG: 0.416 (1.4)		K			BB BB 1B BB		FC5-4 1B		FC IBB		4	1	1	1	1	1	3							
Rob Sperring, R OBP: 0.258, SLG: 0.254 Ken Boswell, L OBP: 0.259, SLG: 0.264 Art Gardner, R OBP: 0.194, SLG: 0.143 Roger Metzger, S OBP: 0.267, SLG: 0.254 (10.6)			5-3		1B BB		FC5-4 1B		6-3		2	1	0	0	1	0	1							
Mark Lemongello, R ERA: 4.27	4.0		17	3	4	1	3	0	1	0	0	0	0	0	0	0	0							
Santo Alcala, R ERA: 5.03	4.1		18	3	1	1	3	0	1	0	0	0	0	0	0	0	0							
Will McEnaney, L ERA: 4.04	0.1		2	2	0	0	0	0	0	0	0	0	0	0	0	0	0							
Don Stanhouse, R ERA: 4.03	0.2	L	6	1	1	1	0	0	2	0	0	0	0	4	12	13.50	1.500							
Inning Stats	R: 0 E: 0 K: 0 S: 3	H: 0 LOB: 1 BB: 1 P: 7	R: 0 E: 0 K: 1 S: 4	H: 0 LOB: 1 BB: 1 P: 8	R: 0 E: 0 K: 0 S: 3	H: 1 LOB: 0 BB: 0 P: 3	R: 1 E: 0 K: 0 S: 4	H: 1 LOB: 0 BB: 0 P: 4	R: 3 E: 0 K: 0 S: 5	H: 2 LOB: 3 BB: 4 P: 21	R: 0 E: 0 K: 1 S: 6	H: 1 LOB: 1 BB: 0 P: 6	R: 0 E: 0 K: 2 S: 3	H: 0 LOB: 0 BB: 0 P: 3	R: 0 E: 0 K: 2 S: 7	H: 0 LOB: 0 BB: 0 P: 7	R: 1 E: 0 K: 0 S: 5	H: 3 LOB: 1 BB: 0 P: 5	R: 1 E: 0 K: 0 S: 3	H: 1 LOB: 3 BB: 2 P: 11	1B: 6 2B: 4 3B: 0 HR: 0	SF: 1 SAC: 0 DP: 2 HBP: 0	WP: 0 PB: 0 SB: 1 CS: 1	PA: 43
PITCHER	IP	WLS	BF	H	R	ER	SO	BB	IBB	HBP	BLK	WP	HR	S	P	ERA	WHIP							
Jackie Brown, R ERA: 4.27	4.0		17	3	4	1	3	0	1	0	0	0	0	0	0	9.00	2.000							
Santo Alcala, R ERA: 5.03	4.1		18	3	1	1	3	0	1	0	0	0	0	0	0	2.08	0.692							
Will McEnaney, L ERA: 4.04	0.1		2	2	0	0	0	0	0	0	0	0	0	2	2	0.00	6.000							
Don Stanhouse, R ERA: 4.03	0.2	L	6	1	1	1	0	0	2	0	0	0	0	4	12	13.50	1.500							

BOTTOM

Montreal Expos @ Houston Astros
Astrodome, Houston, TX
Fri Aug 26 1977, 8:05 PM EDT
Att: 10,040 - Unknown

livebaseballscorecards.com

AB	34
R	6
H	9
RBI	6
BB	8
SO	4
LOB	19



Batter	1	2	3	4	5	6	7	8	9	AB	R	H	RBI	BB	SO	LOB	TOP		
Dave Cash, R OBP: 0.351, SLG: 0.371 (1, 4)	0-0 4-3		0-3 K			0-0 FC4 1B		0-0 1-3	4 0 1 0 0 1 0										
Warren Cromartie, L OBP: 0.322, SLG: 0.454 (1, 7)	0-0 1B			0-0 5-3		0-0 FC4 1-2		0-0 F5	4 0 1 0 0 0 1										
Andre Dawson, R OBP: 0.321, SLG: 0.467 (1, 8)	0-0 F4			0-3 K			0-0 6-3	0-3 K	4 0 0 0 0 2 1										
Tony Perez, R OBP: 0.357, SLG: 0.446 (1, 3)	0-3 K			0-0 F9			0-3 K		3 0 0 0 0 2 1										
Gary Carter, R OBP: 0.342, SLG: 0.494 (1, 2)		0-0 F8			0-0 5-3		0-0 F6		3 0 0 0 0 0 0										
Del Unser, L OBP: 0.342, SLG: 0.479 (1, 9)	0-0 4-3				0-0 F8			0-0 FC4-6 1B	3 0 1 0 0 0 0										
Larry Parrish, R OBP: 0.315, SLG: 0.384 (1, 5)	0-3 K				0-0 4-3			0-3 K	3 0 0 0 0 2 1										
Chris Speier, R OBP: 0.330, SLG: 0.349 (1, 6)			0-0 F7			0-0 F4		0-0 FC4-6 1-2	3 0 0 0 0 0 1										
Stan Bahnsen, R OBP: 0.175, SLG: 0.162 (6, PH)				0-0 1-3		0-0 5-3		0-0 F4	1 0 0 0 0 0 0										
Pepe Frias, R OBP: 0.226, SLG: 0.245 (6, PH)									1 0 0 0 0 0 0										
Bill Atkinson, L OBP: 0.200, SLG: 0.200 (8, PH)									0 0 0 0 0 0 0										
Jose Morales, R OBP: 0.227, SLG: 0.283 (8, PH)									1 0 0 0 0 0 1										
Joe Kerrigan, R (8, 1)									0 0 0 0 0 0 0										
Inning Stats	R: 0 E: 0 K: 1 S: 6	H: 1 LOB: 1 BB: 0 P: 6	R: 0 E: 0 K: 1 S: 5	H: 0 LOB: 0 BB: 0 P: 5	R: 0 E: 0 K: 1 S: 5	H: 0 LOB: 0 BB: 0 P: 5	R: 0 E: 0 K: 0 S: 3	H: 0 LOB: 0 BB: 0 P: 3	R: 0 E: 0 K: 0 S: 4	H: 1 LOB: 1 BB: 0 P: 4	R: 0 E: 0 K: 1 S: 5	H: 0 LOB: 0 BB: 0 P: 5	R: 0 E: 0 K: 1 S: 6	H: 1 LOB: 1 BB: 0 P: 6	R: 0 E: 0 K: 1 S: 5	H: 0 LOB: 0 BB: 0 P: 5	1B: 3 2B: 0 3B: 0 HR: 0	SF: 0 SAC: 0 DP: 0 HBP: 0	WP: 0 PA: 30 PB: 0 SB: 0 CS: 0
PITCHER J.R. Richard, R ERA: 2.78 (1, 1)	IP: 9.0 WLS: W BF: 30 H: 3 R: 0 ER: 0 SO: 7 BB: 0 IBB: 0 HBP: 0 BLK: 0 WP: 0 HR: 0 S: 44 P: 44 ERA: 0.00 WHIP: 0.333															PITCHER IP: 9.0 WLS: W BF: 30 H: 3 R: 0 ER: 0 SO: 7 BB: 0 IBB: 0 HBP: 0 BLK: 0 WP: 0 HR: 0 S: 44 P: 44 ERA: 0.00 WHIP: 0.333			

Montreal Expos @ Houston Astros
Astrodome, Houston, TX
Sat Aug 27 1977, 8:05 PM EDT
Att: 15,372 - Unknown

AB	30
R	0
H	3
RBI	0
BB	0
SO	7
LOB	6





Batter	1	2	3	4	5	6	7	8	9	AB	R	H	RBI	BB	SO	LOB	BOTTOM		
Terry Puhl, L OBP: 0.380, SLG: 0.384 (6, 8)	0-0 FC4-6 1B		0-0 5-3 3B		0-0 F7		0-0 6-3		4 1 2 0 0 0 1										
Enos Cabell, R OBP: 0.313, SLG: 0.444 (4, 5)	0-0 FC4-6 CS		0-0 5-3		0-3 K		0-0 6-3		2 0 0 1 0 0 1										
Rob Sperring, R OBP: 0.254, SLG: 0.250 (4, 5)	0-0 1-2								2 0 0 0 0 1 1										
Cesar Cedeno, R OBP: 0.325, SLG: 0.389 (6, 7)	0-0 6-3		0-0 F4		0-0 1B		0-0 F8		3 0 1 0 0 0 1										
Wilbur Howard, S OBP: 0.256, SLG: 0.291 (6, 7)	0-0 1-2				0-0 1B				1 0 0 0 0 0 0										
Jose Cruz, L OBP: 0.365, SLG: 0.460 (1, 9)		0-0 3-1 3B		0-0 F8 1B		0-0 1-2 2H		0-0 F8	4 2 3 1 0 0 0										
Bob Watson, R OBP: 0.351, SLG: 0.458 (1, 3)	0-0 3-1			0-0 F8		0-0 F8		0-0 5-3	4 0 0 0 0 0 4										
Joe Ferguson, R OBP: 0.386, SLG: 0.426 (1, 2)	0-3 K			0-0 F4				0-0 F8	4 0 1 0 0 1 2										
Art Howe, R OBP: 0.346, SLG: 0.425 (1, 4)	0-0 2H			0-0 3B		0-0 FC3-6 1B		0-0 FC3-6 4-3	3 0 2 2 0 0 1										
Roger Metzger, S OBP: 0.263, SLG: 0.250 (1, 6)	0-0 G3			0-0 3H		0-0 4-3		0-0 F8	3 0 0 0 0 0 3										
J.R. Richard, R OBP: 0.225, SLG: 0.357 (1, 1)			0-0 6-3		0-0 1B		0-3 K		3 1 1 0 0 1 1										
Inning Stats	R: 0 E: 0 K: 0 S: 3	H: 1 LOB: 0 BB: 0 P: 3	R: 1 E: 0 K: 1 S: 7	H: 2 LOB: 1 BB: 0 P: 7	R: 1 E: 0 K: 0 S: 4	H: 1 LOB: 0 BB: 0 P: 4	R: 1 E: 0 K: 0 S: 5	H: 2 LOB: 1 BB: 0 P: 5	R: 1 E: 0 K: 1 S: 8	H: 3 LOB: 2 BB: 0 P: 8	R: 0 E: 0 K: 1 S: 6	H: 1 LOB: 1 BB: 0 P: 6	R: 0 E: 0 K: 0 S: 3	H: 0 LOB: 0 BB: 0 P: 3	R: 0 E: 0 K: 0 S: 3	H: 0 LOB: 0 BB: 0 P: 3	1B: 7 2B: 1 3B: 2 HR: 0	SF: 0 SAC: 0 DP: 0 HBP: 0	WP: 0 PA: 33 PB: 0 SB: 0 CS: 1
PITCHER Stan Bahnsen, R ERA: 5.07 Bill Atkinson, R ERA: 3.65 Joe Kerrigan, R ERA: 3.11	IP: 5.0 WLS: L BF: 23 H: 9 R: 4 ER: 4 SO: 2 BB: 0 IBB: 0 HBP: 0 BLK: 0 WP: 0 HR: 0 S: 27 P: 27 ERA: 7.20 WHIP: 1.800															PITCHER IP: 2.0 WLS: 7 BF: 1 H: 1 R: 0 ER: 0 SO: 1 BB: 0 IBB: 0 HBP: 0 BLK: 0 WP: 0 HR: 0 S: 9 P: 9 ERA: 0.00 WHIP: 0.500			
PITCHER Joe Kerrigan, R ERA: 3.11 (8, 1)	IP: 1.0 WLS: 3 BF: 0 H: 0 R: 0 ER: 0 SO: 0 BB: 0 IBB: 0 HBP: 0 BLK: 0 WP: 0 HR: 0 S: 3 P: 3 ERA: 0.00 WHIP: 0.000															PITCHER IP: 1.0 WLS: 3 BF: 0 H: 0 R: 0 ER: 0 SO: 0 BB: 0 IBB: 0 HBP: 0 BLK: 0 WP: 0 HR: 0 S: 3 P: 3 ERA: 0.00 WHIP: 0.000			

Montreal Expos @ Houston Astros
Astrodome, Houston, TX
Sat Aug 27 1977, 8:05 PM EDT
Att: 15,372 - Unknown

AB	33
R	4
H	10
RBI	4
BB	0
SO	3
LOB	15



Batter	1	2	3	4	5	6	7	8	9	AB	R	H	RBI	BB	SO	LOB	TOP										
Dave Cash, R OBP: 0.348, SLG: 0.368 (1, 4)	5-3		6-3		F7		4-3			4	0	0	0	0	0	0	Montreal Expos @ Houston Astros Astrodome, Houston, TX Sun Aug 28 1977, 4:33 AM EDT Att: 8,587 - Unknown										
Warren Cromartie, L OBP: 0.321, SLG: 0.403 (1, 7)	2B		K		K			4-3		4	1	1	0	0	2	0											
Andre Dawson, R OBP: 0.323, SLG: 0.468 (1, 8)	F8		2B					5-3		3	1	1	0	1	0	1											
Tony Perez, R OBP: 0.360, SLG: 0.450 (1, 3)	1B		2B		F9					3	0	2	1	1	0	1											
Gary Carter, R OBP: 0.343, SLG: 0.496 (1, 2)	2B		BB				F6			4	0	2	1	0	0	1											
Sam Meijas, R OBP: 0.296, SLG: 0.468 (1, 9)	F9		F8				F9			4	0	0	0	0	0	4											
Larry Parrish, R OBP: 0.312, SLG: 0.380 (1, 5)		F4		F5		1-3				4	0	0	0	0	1	0											
Chris Speier, R OBP: 0.327, SLG: 0.346 (1, 6)		F8		5-3			F9			4	0	0	0	0	0	0											
Steve Rogers, R OBP: 0.145, SLG: 0.101 Will McEnaney, L (8, 1)	4-3		5-3		4-3					3	0	0	0	0	0	0											
Inning Stats	R: 1 E: 0 K: 0 S: 6	H: 3 LOB: 2 BB: 0 P: 6	R: 0 E: 0 K: 0 S: 3	H: 0 LOB: 0 BB: 0 P: 3	R: 1 E: 0 K: 1 S: 7	H: 2 LOB: 2 BB: 1 P: 11	R: 0 E: 0 K: 0 S: 3	H: 0 LOB: 0 BB: 0 P: 3	R: 0 E: 0 K: 0 S: 5	H: 0 LOB: 1 BB: 1 P: 9	R: 0 E: 0 K: 0 S: 3	H: 0 LOB: 0 BB: 0 P: 3	R: 0 E: 0 K: 0 S: 4	H: 1 LOB: 1 BB: 0 P: 4	R: 0 E: 0 K: 1 S: 5	H: 0 LOB: 0 BB: 0 P: 5		1B: 3 2B: 3 3B: 0 HR: 0	SF: 0 SAC: 0 DP: 0 HBP: 0	WP: 0 PB: 0 SB: 0 CS: 0	PA: 35						
PITCHER	IP	WLS	BF	H	R	ER	SO	BB	IBB	HBP	BLK	WP	HR	S	P	ERA	WHIP										
Floyd Bannister, L ERA: 4.39 Bo McLaughlin, R ERA: 3.97	(1, 1)	8.0	W	32	6	2	2	2	2	0	0	0	0	34	42	2.25	1.000										

Batter	1	2	3	4	5	6	7	8	9	AB	R	H	RBI	BB	SO	LOB	BOTTOM										
Terry Puhl, L OBP: 0.387, SLG: 0.387 (1, 8)	K		SH3-4	1B	4-3			FC5-4	1B	4	2	2	0	1	1	2	Montreal Expos @ Houston Astros Astrodome, Houston, TX Sun Aug 28 1977, 4:33 AM EDT Att: 8,587 - Unknown										
Wilbur Howard, S OBP: 0.287, SLG: 0.301 (1, 7)	F5		SH3-4	1B			F6			5	1	3	0	0	0	0											
Art Howe, R OBP: 0.341, SLG: 0.419 (1, 4)	K		SH3-4				F7			4	2	0	0	0	1	3											
Jose Cruz, L OBP: 0.369, SLG: 0.464 (1, 9)		FC6-4	K							3	1	2	1	2	1	2											
Joe Ferguson, R OBP: 0.367, SLG: 0.433 (1, 3)		FC6-4	K							5	1	2	4	0	2	4											
Ed Herrmann, L OBP: 0.318, SLG: 0.347 (1, 2)		F9		K						5	0	0	0	0	2	3											
Rob Sperring, R OBP: 0.254, SLG: 0.244 (1, 5)		E		E6						3	0	0	0	1	1	2											
Roger Metzger, S OBP: 0.272, SLG: 0.249 (1, 6)		E5		SH5-4						1	0	0	0	3	0	2											
Floyd Bannister, L OBP: 0.237, SLG: 0.216 Bo McLaughlin, R (9, 1)	4-3		SH5-4							3	0	0	0	0	1	5											
Inning Stats	R: 0 E: 0 K: 2 S: 7	H: 0 LOB: 0 BB: 0 P: 7	R: 0 E: 1 K: 0 S: 4	H: 0 LOB: 3 BB: 2 P: 12	R: 0 E: 0 K: 2 S: 8	H: 1 LOB: 2 BB: 1 P: 12	R: 0 E: 1 K: 1 S: 6	H: 0 LOB: 2 BB: 1 P: 10	R: 0 E: 0 K: 0 S: 6	H: 1 LOB: 1 BB: 0 P: 6	R: 0 E: 0 K: 2 S: 7	H: 0 LOB: 1 BB: 1 P: 11	R: 2 E: 0 K: 1 S: 8	H: 3 LOB: 2 BB: 1 P: 12	R: 5 E: 2 K: 0 S: 7	H: 4 LOB: 0 BB: 1 P: 11		1B: 7 2B: 1 3B: 0 HR: 1	SF: 0 SAC: 2 DP: 0 HBP: 0	WP: 0 PB: 0 SB: 0 CS: 0	PA: 42						
PITCHER	IP	WLS	BF	H	R	ER	SO	BB	IBB	HBP	BLK	WP	HR	S	P	ERA	WHIP										
Steve Rogers, R ERA: 3.1 Will McEnaney, L ERA: 4.02	(1, 1)	7.2	L	41	9	7	9	7	7	0	0	0	0	1	1	8.22	2.087										

Batter	1	2	3	4	5	6	7	8	9	AB	R	H	RBI	BB	SO	LOB	TOP			
Pete Rose, S OBP: 0.370, SLG: 0.433 (1, 5)	0-0 6-3		0-0 4-3		0-0 F8			0-0 4-3		4	0	0	0	0	0	1	Cincinnati Reds @ Montreal Expos Olympic Stadium, Montreal, QB Mon Aug 29 1977, 7:05 PM EDT Att: 22,476 - Unknown			
Joe Morgan, L OBP: 0.429, SLG: 0.595 (1, 4)	0-0 SF7 3B		0-0 P6			0-0 2B		0-0 F8		4	1	2	0	0	0	0				
Ken Griffey, L OBP: 0.393, SLG: 0.468 Jack Billingham, R OBP: 0.182, SLG: 0.185 Champ Summers, L OBP: 0.250, SLG: 0.423 Manny Sarmiento, R (8, FH) (8, 1)	0-0 SF7		0-0 4-3			0-3 K		0-0 6-3		2	0	0	1	0	1	1				
George Foster, R OBP: 0.366, SLG: 0.622 (1, 7)	0-0 F2			0-0 6-3		4-0 BB			0-0 5-3	3	0	0	0	1	0	0				
Dan Driessen, L OBP: 0.366, SLG: 0.465 (1, 3)		0-0 F8		0-0 4-1		0-3 K		0-3 K	0-3 K	4	0	0	0	0	2	2				
Johnny Bench, R OBP: 0.348, SLG: 0.573 (1, 2)		0-0 HR		0-3 K		0-3 K			0-0 F8	4	1	1	1	0	2	2				
Cesar Geronimo, L OBP: 0.313, SLG: 0.377 (1, 8)		0-0 2B			0-0 F9		0-3 K			3	0	1	0	0	1	0				
Dave Concepcion, R OBP: 0.331, SLG: 0.380 (1, 6)		0-3 K			0-0 WP FC5-2 1B		0-0 F8			3	0	1	0	0	1	1				
Doug Capilla, L OBP: 0.097, SLG: 0.069 Dale Murray, R OBP: 0.162, SLG: 0.182 Mike Lum, L OBP: 0.222, SLG: 0.294 (6, 9)		0-3 K			0-0 FC5-2 1-H		0-0 F2			2	0	0	0	0	1	2				
Inning Stats	R: 1 E: 0 K: 0 S: 4	H: 1 LOB: 0 BB: 0 P: 4	R: 1 E: 0 K: 2 S: 9	H: 2 LOB: 1 BB: 0 P: 9	R: 0 E: 0 K: 1 S: 3	H: 0 LOB: 0 BB: 0 P: 3	R: 0 E: 0 K: 1 S: 5	H: 1 LOB: 1 BB: 0 P: 5	R: 0 E: 0 K: 3 S: 10	H: 1 LOB: 2 BB: 1 P: 14	R: 0 E: 0 K: 1 S: 5	H: 0 LOB: 0 BB: 0 P: 5	R: 0 E: 0 K: 1 S: 5	H: 0 LOB: 0 BB: 0 P: 5	R: 0 E: 0 K: 1 S: 5	H: 0 LOB: 0 BB: 0 P: 5		1B: 1 2B: 2 3B: 1 HR: 1	SF: 1 SAC: 0 DP: 0 HBP: 0	WP: 1 PB: 0 SB: 1 CS: 0
PITCHER	IP WLS BF H R ER SO BB IBB HBP BLK WP HR S P ERA WHIP		IP WLS BF H R ER SO BB IBB HBP BLK WP HR S P ERA WHIP		IP WLS BF H R ER SO BB IBB HBP BLK WP HR S P ERA WHIP		IP WLS BF H R ER SO BB IBB HBP BLK WP HR S P ERA WHIP		IP WLS BF H R ER SO BB IBB HBP BLK WP HR S P ERA WHIP		IP WLS BF H R ER SO BB IBB HBP BLK WP HR S P ERA WHIP		IP WLS BF H R ER SO BB IBB HBP BLK WP HR S P ERA WHIP		IP WLS BF H R ER SO BB IBB HBP BLK WP HR S P ERA WHIP		IP WLS BF H R ER SO BB IBB HBP BLK WP HR S P ERA WHIP			

AB	31
R	2
H	5
RBI	2
BB	1
SO	8
LOB	9



Batter	1	2	3	4	5	6	7	8	9	AB	R	H	RBI	BB	SO	LOB	BOTTOM			
Dave Cash, R OBP: 0.349, SLG: 0.369 (1, 4)	0-0 1B		0-0 F8		0-0 2B	0-0 P4				4	1	2	0	0	0	1	Cincinnati Reds @ Montreal Expos Olympic Stadium, Montreal, QB Mon Aug 29 1977, 7:05 PM EDT Att: 22,476 - Unknown			
Warren Cromartie, L OBP: 0.322, SLG: 0.405 (1, 7)	0-3 K		0-0 FC6 1B		0-0 4-3 1B 1-H	0-0 G4-3 1-2				4	1	2	1	0	1	2				
Andre Dawson, R OBP: 0.320, SLG: 0.463 (1, 8)	0-0 L6		0-0 FC6 HR 1-2		0-0 4-3 2-3					4	1	0	0	0	0	3				
Tony Perez, R OBP: 0.361, SLG: 0.457 (1, 3)	0-0 F9		0-0 HR 1-H		0-0 2B 3-H	0-0 1-6-3				4	2	2	3	0	0	1				
Gary Carter, R OBP: 0.347, SLG: 0.508 (1, 2)		0-3 K	0-0 1B		0-0 1B 1-H	0-0 HR				4	2	3	2	0	1	0				
Sam Mejias, R OBP: 0.289, SLG: 0.457 Del Unser, L OBP: 0.343, SLG: 0.479 (5, FH) (6, 9)		0-0 4-3	0-0 F8		0-0 FC6-4 1B 2-H	0-0 6-3				2	0	0	0	0	0	1				
Larry Parrish, R OBP: 0.314, SLG: 0.382 (1, 5)		0-0 WP 2B		4-0 G4-3 BB	0-0 F8			0-0 F9		3	0	1	0	1	0	1				
Chris Speier, R OBP: 0.327, SLG: 0.343 (1, 6)		4-0 BB		0-0 G4-3 1-2	0-0 FC6-4 1-2			0-0 F8		3	0	0	0	1	0	2				
Fred Holdsworth, R Don Stanhouse, R OBP: 0.244, SLG: 0.279 (6, 1)		0-0 F9		0-3 K		0-0 G4-3 1B		0-3 K		2	0	1	0	0	1	0				
Inning Stats	R: 0 E: 0 K: 1 S: 6	H: 1 LOB: 1 BB: 0 P: 6	R: 0 E: 0 K: 1 S: 6	H: 1 LOB: 2 BB: 1 P: 10	R: 2 E: 0 K: 0 S: 6	H: 3 LOB: 1 BB: 0 P: 6	R: 0 E: 0 K: 1 S: 4	H: 0 LOB: 1 BB: 1 P: 8	R: 4 E: 0 K: 0 S: 8	H: 5 LOB: 1 BB: 0 P: 8	R: 0 E: 0 K: 0 S: 3	H: 1 LOB: 0 BB: 0 P: 3	R: 1 E: 0 K: 0 S: 4	H: 1 LOB: 0 BB: 0 P: 4	R: 0 E: 0 K: 1 S: 5	H: 0 LOB: 0 BB: 0 P: 5		1B: 7 2B: 3 3B: 0 HR: 2	SF: 0 SAC: 0 DP: 2 HBP: 0	WP: 1 PB: 0 SB: 1 CS: 0
PITCHER	IP WLS BF H R ER SO BB IBB HBP BLK WP HR S P ERA WHIP		IP WLS BF H R ER SO BB IBB HBP BLK WP HR S P ERA WHIP		IP WLS BF H R ER SO BB IBB HBP BLK WP HR S P ERA WHIP		IP WLS BF H R ER SO BB IBB HBP BLK WP HR S P ERA WHIP		IP WLS BF H R ER SO BB IBB HBP BLK WP HR S P ERA WHIP		IP WLS BF H R ER SO BB IBB HBP BLK WP HR S P ERA WHIP		IP WLS BF H R ER SO BB IBB HBP BLK WP HR S P ERA WHIP		IP WLS BF H R ER SO BB IBB HBP BLK WP HR S P ERA WHIP		IP WLS BF H R ER SO BB IBB HBP BLK WP HR S P ERA WHIP			



Batter	1	2	3	4	5	6	7	8	9	AB	R	H	RBI	BB	SO	LOB	TOP		
Pete Rose, S OBP: 0.370, SLG: 0.433 (1, 5)	F9		G3		5-3		FC3-6 1B		1B	5	0	2	0	0	0	1	Cincinnati Reds @ Montreal Expos Olympic Stadium, Montreal, QB Tue Aug 30 1977, 7:05 PM EDT Att: 19,739 - Unknown		
Cesar Geronimo, L OBP: 0.312, SLG: 0.375 (1, 8)	F9		4-3		F7		FC3-6 1B		1B	5	0	1	0	0	0	3			
Joe Morgan, L OBP: 0.427, SLG: 0.500 (1, 4)	HR		F8		4-3		F9		F5	4	1	0	0	1	0	5			
George Foster, R OBP: 0.368, SLG: 0.627 (1, 7)	HR			5-3		FC3-6 1B			FC6-2-5	5	1	3	3	0	0	2			
Dan Driessen, L OBP: 0.366, SLG: 0.464 (1, 3)	1B			1B FC4-6		FC3-6 1B			K	5	1	2	0	0	1	5			
Johnny Bench, R OBP: 0.351, SLG: 0.577 (1, 2)	F7			FC4-6 1B		BB 1B				4	0	3	0	0	0	1			
Mike Lum, L OBP: 0.223, SLG: 0.286 (1, 9)		K		FC4-6		BB 1B			P6	3	0	0	1	1	1	2			
Dave Concepcion, R OBP: 0.328, SLG: 0.377 (1, 6)		G3		4-3		9-2			K	4	0	0	0	0	1	5			
Fred Norman, S OBP: 0.164, SLG: 0.127 (1, 1)		4-3				5-3			P2	3	1	1	0	1	0	1			
Pedro Borbon, R OBP: 0.200, SLG: 0.250 (9, 1)							FC3-6 1B			0	0	0	0	0	0	0			
Inning Stats	R: 2 E: 0 K: 0 S: 5	H: 2 LOB: 1 BB: 1 P: 9	R: 0 E: 0 K: 1 S: 5	H: 0 LOB: 0 BB: 0 P: 5	R: 0 E: 0 K: 0 S: 3	H: 0 LOB: 1 BB: 0 P: 3	R: 1 E: 0 K: 0 S: 5	H: 2 LOB: 1 BB: 0 P: 5	R: 0 E: 0 K: 0 S: 4	H: 2 LOB: 2 BB: 1 P: 8	R: 1 E: 0 K: 0 S: 5	H: 2 LOB: 2 BB: 1 P: 9	R: 0 E: 0 K: 1 S: 6	H: 1 LOB: 1 BB: 0 P: 6	R: 0 E: 0 K: 1 S: 7	H: 2 LOB: 2 BB: 0 P: 7	1B: 9 2B: 3 3B: 0 HR: 1	SF: 0 SAC: 0 DP: 1 HBP: 0	WP: 0 PA: 41 PB: 0 SB: 0 CS: 0
PITCHER	IP	WLS	BF	H	R	ER	SO	BB	IBB	HBP	BLK	WP	HR	S	P	ERA	WHIP		
Jackie Brown, R ERA: 4.33 (1, 1)	6.0	L	28	8	4	4	1	3	0	0	0	0	1	27	39	6.00	1.833		
Bill Atkinson, R ERA: 3.5 (7, 1)	1.0		4	1	0	0	0	0	0	0	0	0	0	4	4	0.00	1.000		
Joe Kerrigan, R ERA: 3.03 (8, 1)	2.0		9	3	0	0	2	0	0	0	0	0	0	13	13	0.00	1.500		

AB	38
R	4
H	12
RBI	4
BB	3
SO	3
LOB	25



Batter	1	2	3	4	5	6	7	8	9	AB	R	H	RBI	BB	SO	LOB	BOTTOM		
Dave Cash, R OBP: 0.348, SLG: 0.366 (1, 4)	6-3	1-3		F4			1B		4-3	4	0	0	1	1	0	3	Cincinnati Reds @ Montreal Expos Olympic Stadium, Montreal, QB Tue Aug 30 1977, 7:05 PM EDT Att: 19,739 - Unknown		
Warren Cromartie, L OBP: 0.327, SLG: 0.408 (1, 7)	BB 5-3			BB		FC6-4 1B	P6		3H 2B	4	1	3	1	1	0	1			
Andre Dawson, R OBP: 0.321, SLG: 0.463 (1, 8)	5-3			K		F3			F9	5	0	2	0	0	1	3			
Tony Perez, R OBP: 0.364, SLG: 0.459 (1, 3)	5-3			BB		K			F8	3	0	1	0	2	1	3			
Gary Carter, R OBP: 0.344, SLG: 0.504 (1, 2)	5-3			K		FC6-4			K	4	0	0	1	0	2	5			
Sam Mejias, R OBP: 0.276, SLG: 0.435 (1, 9)	5-3			K		K			5-3	4	0	0	0	0	2	4			
Larry Parrish, R OBP: 0.316, SLG: 0.387 (1, 5)						5-3			F7	4	0	2	0	0	0	0			
Chris Speier, R OBP: 0.326, SLG: 0.342 (1, 6)				K		K			2B 4-3	4	1	1	0	0	2	2			
Jackie Brown, R OBP: 0.145, SLG: 0.130 (1, 1)										2	0	0	0	0	0	2			
Bill Atkinson, L OBP: 0.200, SLG: 0.200 (7, 1)										0	0	0	0	0	0	0			
Pete Mackanin, R OBP: 0.260, SLG: 0.301 (7, PH)										1	0	0	0	0	0	0			
Joe Kerrigan, R OBP: 0.364, SLG: 0.459 (8, 1)										0	0	0	0	0	0	0			
Jose Morales, R OBP: 0.238, SLG: 0.311 (9, PH)										1	1	1	0	0	0	0			
Inning Stats	R: 1 E: 0 K: 0 S: 5	H: 2 LOB: 2 BB: 1 P: 9	R: 0 E: 0 K: 0 S: 4	H: 1 LOB: 1 BB: 0 P: 4	R: 0 E: 0 K: 3 S: 9	H: 0 LOB: 2 BB: 2 P: 17	R: 0 E: 0 K: 1 S: 6	H: 1 LOB: 1 BB: 0 P: 6	R: 0 E: 0 K: 2 S: 7	H: 0 LOB: 0 BB: 0 P: 7	R: 0 E: 0 K: 0 S: 4	H: 1 LOB: 2 BB: 1 P: 8	R: 0 E: 0 K: 1 S: 5	H: 0 LOB: 0 BB: 0 P: 5	R: 2 E: 0 K: 0 S: 6	H: 4 LOB: 2 BB: 0 P: 6	1B: 7 2B: 3 3B: 0 HR: 0	SF: 0 SAC: 0 DP: 0 HBP: 0	WP: 0 PA: 40 PB: 0 SB: 0 CS: 0
PITCHER	IP	WLS	BF	H	R	ER	SO	BB	IBB	HBP	BLK	WP	HR	S	P	ERA	WHIP		
Fred Norman, L ERA: 3.22 (1, 1)	8.0	W	34	6	1	1	8	4	0	0	0	0	0	46	62	1.12	1.250		
Pedro Borbon, R ERA: 3.12 (9, 1)	1.0	S	6	4	2	2	0	0	0	0	0	0	0	6	6	18.00	4.000		



Batter	1	2	3	4	5	6	7	8	9	AB	R	H	RBI	BB	SO	LOB	TOP			
Pete Rose, S OBP: 0.369, SLG: 0.433 (1, 5)	F7		F9		F7			2B		4	0	1	0	0	0	0	Cincinnati Reds @ Montreal Expos Olympic Stadium, Montreal, QB Wed Aug 31 1977, 7:05 PM EDT Att: 18,840 - Unknown			
Dave Concepcion, R OBP: 0.326, SLG: 0.373 (1, 6)	L4		F9		K			6-3		4	0	0	0	0	1	1				
Joe Morgan, L OBP: 0.429, SLG: 0.508 (1, 4)	WP 1B		HR		G3			G5-4-3 IBB		3	2	2	1	1	0	0				
George Foster, R OBP: 0.367, SLG: 0.624 (1, 7)	WP 1B BB		4-3		K			G5-4-3 1-2		3	1	0	0	1	1	2				
Dan Driessen, L OBP: 0.369, SLG: 0.467 (1, 3)	E 1B			G4-6-3 1B		G3				4	2	3	2	0	0	0				
Cesar Geronimo, L OBP: 0.314, SLG: 0.379 (1, 8)	K			G4-6-3 1B		3-1				4	1	2	1	0	1	1				
Champ Summers, L OBP: 0.233, SLG: 0.400 (1, 9)				G4-6-3 1-2 2-3						3	0	0	1	0	0	2				
Bill Plummer, R OBP: 0.250, SLG: 0.228 (1, 2)	6-3									4	0	1	1	0	1	0				
Tom Seaver, R OBP: 0.211, SLG: 0.239 (1, 1)	F8			K						4	0	0	0	0	2	1				
Inning Stats	R: 2 E: 0 K: 1 S: 7	H: 2 LOB: 1 BB: 1 P: 11	R: 0 E: 0 K: 0 S: 3	H: 0 LOB: 0 BB: 0 P: 3	R: 1 E: 0 K: 0 S: 4	H: 1 LOB: 0 BB: 0 P: 4	R: 1 E: 0 K: 1 S: 7	H: 3 LOB: 1 BB: 0 P: 7	R: 0 E: 0 K: 1 S: 5	H: 0 LOB: 0 BB: 0 P: 5	R: 0 E: 0 K: 1 S: 5	H: 0 LOB: 0 BB: 0 P: 5	R: 0 E: 0 K: 0 S: 3	H: 1 LOB: 1 BB: 1 P: 7	R: 2 E: 0 K: 1 S: 7	H: 2 LOB: 0 BB: 0 P: 7	1B: 6 2B: 2 3B: 0 HR: 1	SF: 1 SAC: 0 DP: 2 HBP: 0	WP: 1 PB: 0 SB: 2 CS: 0	PA: 36
PITCHER	IP	WLS	BF	H	R	ER	SO	BB	IBB	HBP	BLK	WP	HR	S	P	ERA	WHIP			
Wayne Twitchell, R ERA: 4.77 (1, 1)	6.0	L	24	6	4	4	4	1	0	0	0	1	1	31	35	6.00	1.167			
Santo Alcala, R ERA: 4.99 (7, 1)	0.0		0	0	0	0	0	0	0	0	0	0	0	0	0	∞	∞			
Joe Kerrigan, R ERA: 3.22 (9, 1)	1.0		5	2	2	2	1	0	0	0	0	0	0	7	7	18.00	2.000			

AB	33
R	6
H	9
RBI	6
BB	2
SO	6
LOB	7



Batter	1	2	3	4	5	6	7	8	9	AB	R	H	RBI	BB	SO	LOB	BOTTOM			
Dave Cash, R OBP: 0.345, SLG: 0.363 (1, 4)	4-3		G4-6-3			6-3		6-3		4	0	0	0	0	0	2	Cincinnati Reds @ Montreal Expos Olympic Stadium, Montreal, QB Wed Aug 31 1977, 7:05 PM EDT Att: 18,840 - Unknown			
Warren Cromaris, L OBP: 0.354, SLG: 0.405 (1, 7)	F7				F7					4	0	0	0	0	0	0				
Andre Dawson, R OBP: 0.323, SLG: 0.462 (1, 8)	K									3	0	1	0	1	1	0				
Tony Perez, R OBP: 0.363, SLG: 0.457 (1, 3)			F7		F9					4	0	1	0	0	0	1				
Gary Carter, R OBP: 0.342, SLG: 0.500 (1, 2)			K		F5					3	0	0	0	0	1	3				
Del Unser, L OBP: 0.339, SLG: 0.473 (1, 9)			G3							3	0	0	0	0	2	2				
Larry Parrish, R OBP: 0.316, SLG: 0.386 (1, 5)										3	0	1	0	0	1	2				
Chris Speier, R OBP: 0.324, SLG: 0.340 (1, 6)										3	0	0	0	0	0	1				
Wayne Twitchell, R OBP: 0.256, SLG: 0.200 (1, 1)										0	0	0	0	1	0	0				
Pepe Frias, R OBP: 0.222, SLG: 0.241 (6, PH)										1	0	0	0	0	1	0				
Santo Alcala, R OBP: 0.074, SLG: 0.185 (7, 1)										0	0	0	0	0	0	0				
Jose Morales, R OBP: 0.235, SLG: 0.306 (8, PH)										1	0	0	0	0	0	0				
Joe Kerrigan, R OBP: 0.235, SLG: 0.306 (9, 1)										0	0	0	0	0	0	0				
Inning Stats	R: 0 E: 0 K: 1 S: 5	H: 0 LOB: 0 BB: 0 P: 5	R: 0 E: 0 K: 1 S: 5	H: 0 LOB: 0 BB: 0 P: 5	R: 0 E: 0 K: 0 S: 3	H: 1 LOB: 1 BB: 1 P: 7	R: 0 E: 0 K: 0 S: 3	H: 0 LOB: 1 BB: 1 P: 7	R: 0 E: 0 K: 1 S: 5	H: 0 LOB: 0 BB: 0 P: 5	R: 0 E: 0 K: 2 S: 9	H: 2 LOB: 2 BB: 0 P: 9	R: 0 E: 0 K: 0 S: 3	H: 0 LOB: 0 BB: 0 P: 3	R: 0 E: 0 K: 0 S: 3	H: 0 LOB: 0 BB: 0 P: 3	1B: 3 2B: 0 3B: 0 HR: 0	SF: 0 SAC: 0 DP: 1 HBP: 0	WP: 0 PB: 0 SB: 0 CS: 0	PA: 31
PITCHER	IP	WLS	BF	H	R	ER	SO	BB	IBB	HBP	BLK	WP	HR	S	P	ERA	WHIP			
Tom Seaver, R ERA: 2.77 (1, 1)	9.0	W	31	3	0	0	6	2	0	0	0	0	0	41	49	0.00	0.556			

AB	29
R	0
H	3
RBI	0
BB	2
SO	6
LOB	11



Batter	1	2	3	4	5	6	7	8	9	AB	R	H	RBI	BB	SO	LOB	TOP								
Terry Puhl, L OBP: 0.392, SLG: 0.419 (1, 7)										5	0	2	1	0	1	1	Houston Astros @ Montreal Expos Olympic Stadium, Montreal, QB Fri Sep 02 1977, 7:05 PM EDT Att: 12,317 - Unknown								
Enos Cabell, R OBP: 0.313, SLG: 0.448 (1, 5)										5	1	1	0	0	1	4									
Cesar Cedeno, R OBP: 0.323, SLG: 0.386 (1, 8)										4	0	1	1	0	0	3									
Jose Cruz, L OBP: 0.372, SLG: 0.471 (1, 9)										3	1	1	2	1	1	0									
Bob Watson, R OBP: 0.350, SLG: 0.456 (1, 3)										4	0	0	0	0	0	2									
Joe Ferguson, R OBP: 0.372, SLG: 0.432 (1, 2)										3	1	1	0	1	0	0									
Art Howe, R OBP: 0.339, SLG: 0.411 (1, 6)										3	0	0	0	0	0	1									
Julio Gonzalez, R OBP: 0.293, SLG: 0.334 (1, 4)										4	1	1	0	0	0	1									
J.R. Richard, R OBP: 0.243, SLG: 0.370 (1, 1)										3	1	2	1	0	0	0									
Inning Stats	R: 0 E: 0 K: 0 S: 3	H: 1 LOB: 1 BB: 0 P: 3	R: 0 E: 0 K: 1 S: 6	H: 1 LOB: 1 BB: 0 P: 6	R: 2 E: 0 K: 0 S: 5	H: 2 LOB: 0 BB: 0 P: 5	R: 0 E: 0 K: 0 S: 3	H: 0 LOB: 0 BB: 0 P: 3	R: 0 E: 0 K: 0 S: 4	H: 1 LOB: 1 BB: 0 P: 4	R: 2 E: 1 K: 0 S: 5	H: 1 LOB: 0 BB: 0 P: 5	R: 0 E: 0 K: 0 S: 3	H: 0 LOB: 0 BB: 0 P: 3	R: 0 E: 0 K: 1 S: 6	H: 1 LOB: 2 BB: 1 P: 10	R: 1 E: 0 K: 1 S: 7	H: 2 LOB: 2 BB: 1 P: 11	1B: 6 2B: 2 3B: 0 HR: 1	SF: 0 SAC: 2 DP: 0 HBP: 0	WP: 0 PB: 0 SB: 1 CS: 1	PA: 39			
PITCHER	IP	WLS	BF	H	R	ER	SO	BB	IBB	HBP	BLK	WP	HR	S	P	ERA	WHIP								
Stan Bahnsen, R ERA: 4.97 (1, 1)	8.0	L	32	7	4	3	2	0	1	0	0	0	1	35	39	3.38	0.875								
Bill Atkinson, R ERA: 3.68 (9, 1)	1.0		6	2	1	1	1	1	0	0	0	0	0	7	11	9.00	3.000								

AB	34
R	5
H	9
RBI	5
BB	2
SO	3
LOB	12



Batter	1	2	3	4	5	6	7	8	9	AB	R	H	RBI	BB	SO	LOB	BOTTOM								
Dave Cash, R OBP: 0.345, SLG: 0.364 (1, 4)										4	1	1	0	0	0	1	Houston Astros @ Montreal Expos Olympic Stadium, Montreal, QB Fri Sep 02 1977, 7:05 PM EDT Att: 12,317 - Unknown								
Warren Cromartie, L OBP: 0.322, SLG: 0.402 (1, 7)										4	0	0	0	0	0	2									
Andre Dawson, R OBP: 0.326, SLG: 0.472 (1, 8)										4	1	3	2	0	0	1									
Tony Perez, R OBP: 0.364, SLG: 0.457 (1, 3)										4	0	2	0	0	1	1									
Gary Carter, R OBP: 0.341, SLG: 0.498 (1, 2)										4	0	1	0	0	1	3									
Del Unser, L OBP: 0.335, SLG: 0.466 (1, 9)										4	0	0	0	0	2	2									
Larry Parrish, R OBP: 0.314, SLG: 0.383 (1, 5)										3	0	0	0	0	2	1									
Chris Speier, R OBP: 0.322, SLG: 0.338 (1, 6)										3	0	0	0	0	0	0									
Stan Bahnsen, R OBP: 0.190, SLG: 0.179 (8, PH)										2	0	1	0	0	0	0									
Bill Atkinson, L OBP: 0.200, SLG: 0.200 (9, 1)										1	0	0	0	0	0	0									
Inning Stats	R: 1 E: 0 K: 0 S: 5	H: 3 LOB: 1 BB: 0 P: 5	R: 0 E: 0 K: 2 S: 7	H: 0 LOB: 0 BB: 0 P: 7	R: 0 E: 1 K: 0 S: 4	H: 1 LOB: 1 BB: 0 P: 4	R: 0 E: 0 K: 1 S: 5	H: 0 LOB: 0 BB: 0 P: 5	R: 0 E: 0 K: 1 S: 5	H: 0 LOB: 0 BB: 0 P: 5	R: 0 E: 0 K: 0 S: 4	H: 1 LOB: 1 BB: 0 P: 4	R: 0 E: 0 K: 0 S: 3	H: 1 LOB: 0 BB: 0 P: 3	R: 0 E: 0 K: 0 S: 3	H: 0 LOB: 0 BB: 0 P: 3	R: 1 E: 0 K: 2 S: 9	H: 2 LOB: 1 BB: 0 P: 9	1B: 6 2B: 1 3B: 0 HR: 1	SF: 0 SAC: 0 DP: 2 HBP: 0	WP: 0 PB: 0 SB: 0 CS: 0	PA: 33			
PITCHER	IP	WLS	BF	H	R	ER	SO	BB	IBB	HBP	BLK	WP	HR	S	P	ERA	WHIP								
J.R. Richard, R ERA: 2.74 (1, 1)	9.0	W	33	8	2	2	6	0	0	0	0	0	1	45	45	2.00	0.889								

AB	33
R	2
H	8
RBI	2
BB	0
SO	6
LOB	11



Batter	1	2	3	4	5	6	7	8	9	AB	R	H	RBI	BB	SO	LOB	TOP	
Terry Puhl, L OBP: 0.383, SLG: 0.409 (1, 7)										4	0	0	0	0	0	0		
Enos Cabell, R OBP: 0.311, SLG: 0.444 (1, 5)										4	0	0	0	0	0	0		
Cesar Cedeno, R OBP: 0.325, SLG: 0.388 (1, 8)										3	1	1	0	0	0	0		
Jose Cruz, L OBP: 0.370, SLG: 0.467 (1, 9)										4	0	0	0	0	1	2		
Joe Ferguson, R OBP: 0.373, SLG: 0.438 (1, 2)										4	0	2	1	0	1	0		
Bob Watson, R OBP: 0.311, SLG: 0.456 (1, 3)										4	0	2	0	0	0	1		
Art Howe, R OBP: 0.339, SLG: 0.410 (1, 6)										3	0	1	0	0	0	0		
Mike Fischlin, R (7, 6)										1	0	0	0	0	1	2		
Julio Gonzalez, R OBP: 0.291, SLG: 0.331 (1, 4)										3	0	0	0	0	0	2		
Floyd Bannister, L OBP: 0.225, SLG: 0.205 (1, 1)										2	0	0	0	0	1	0		
Gene Pentz, R (6, 1)										0	0	0	0	0	0	0		
Ken Boswell, L OBP: 0.296, SLG: 0.261 (8, PH)										1	0	0	0	0	0	0		
Joaquin Andujar, S OBP: 0.239, SLG: 0.250 (8, 1)										0	0	0	0	0	0	0		
Inning Stats	R: 0 E: 0 K: 1 S: 5	H: 0 LOB: 1 BB: 0 P: 6	R: 0 E: 0 K: 1 S: 5	H: 0 LOB: 0 BB: 0 P: 5	R: 0 E: 0 K: 1 S: 5	H: 2 LOB: 1 BB: 0 P: 5	R: 0 E: 0 K: 0 S: 3	H: 0 LOB: 0 BB: 0 P: 3	R: 0 E: 0 K: 0 S: 5	H: 2 LOB: 2 BB: 0 P: 5	R: 0 E: 0 K: 0 S: 3	H: 0 LOB: 0 BB: 0 P: 3	R: 0 E: 0 K: 1 S: 7	H: 2 LOB: 2 BB: 0 P: 7	1B: 4 2B: 1 3B: 1 HR: 0	SF: 0 SAC: 0 DP: 0 HBP: 1	WP: 0 PB: 0 SB: 1 CS: 0	PA: 34
PITCHER Steve Rogers, R ERA: 3.02 (1, 1)	IP: 9.0 WLS: W BF: 34 H: 6 R: 1 ER: 1 SO: 4 BB: 0 IBB: 0 HBP: 1 BLK: 0 WP: 0 HR: 0 S: 41 P: 42 ERA: 1.00 WHIP: 0.667																	

Houston Astros @ Montreal Expos
Olympic Stadium, Montreal, QB
Sat Sep 03 1977, 7:05 PM EDT
Att: 16,222 - Unknown

AB 33
R 1
H 6
RBI 1
BB 0
SO 4
LOB 7



Batter	1	2	3	4	5	6	7	8	9	AB	R	H	RBI	BB	SO	LOB	BOTTOM			
Dave Cash, R OBP: 0.346, SLG: 0.367 (1, 4)										4	1	2	0	0	0	0				
Warren Cromartie, L OBP: 0.322, SLG: 0.402 (1, 7)										3	1	1	0	0	0	1				
Del Unser, L OBP: 0.333, SLG: 0.464 (7, 7)										1	0	0	0	0	0	0				
Andre Dawson, R OBP: 0.324, SLG: 0.467 (1, 8)										4	0	0	0	0	2	3				
Tony Perez, R OBP: 0.363, SLG: 0.458 (1, 3)										4	0	1	1	0	0	1				
Gary Carter, R OBP: 0.344, SLG: 0.501 (1, 2)										3	2	2	1	1	0	1				
Sam Mejias, R OBP: 0.264, SLG: 0.416 (1, 9)										4	0	0	0	0	2	4				
Larry Parrish, R OBP: 0.319, SLG: 0.398 (1, 5)										2	1	2	3	1	0	0				
Chris Speier, R OBP: 0.322, SLG: 0.338 (1, 6)										3	0	1	0	0	0	2				
Steve Rogers, R OBP: 0.140, SLG: 0.098 (1, 1)										3	0	0	0	0	0	3				
Inning Stats	R: 2 E: 0 K: 1 S: 8	H: 3 LOB: 1 BB: 0 P: 8	R: 0 E: 0 K: 0 S: 2	H: 0 LOB: 0 BB: 1 P: 6	R: 0 E: 0 K: 0 S: 3	H: 0 LOB: 0 BB: 0 P: 3	R: 2 E: 0 K: 1 S: 8	H: 3 LOB: 1 BB: 0 P: 8	R: 0 E: 0 K: 0 S: 6	H: 1 LOB: 1 BB: 0 P: 6	R: 1 E: 0 K: 1 S: 7	H: 2 LOB: 1 BB: 0 P: 7	R: 0 E: 0 K: 0 S: 3	H: 0 LOB: 0 BB: 0 P: 3	R: 0 E: 0 K: 0 S: 2	H: 0 LOB: 0 BB: 1 P: 6	1B: 4 2B: 6 3B: 0 HR: 1	SF: 0 SAC: 0 DP: 2 HBP: 0	WP: 0 PB: 0 SB: 1 CS: 0	PA: 33
PITCHER Floyd Bannister, L ERA: 4.58 (1, 1)	IP: 5.1 WLS: L BF: 25 H: 9 R: 5 ER: 5 SO: 4 BB: 1 IBB: 0 HBP: 0 BLK: 0 WP: 1 HR: 1 S: 32 P: 36 ERA: 8.44 WHIP: 1.875																			
Gene Pentz, R ERA: 4.59 (6, 1)	1.2 5 0 0 0 0 0 0 0 0 0 0 5 5 0.00 0.000																			
Joaquin Andujar, R ERA: 3.44 (8, 1)	1.0 3 0 0 0 0 1 0 0 0 0 0 2 6 0.00 1.000																			

Houston Astros @ Montreal Expos
Olympic Stadium, Montreal, QB
Sat Sep 03 1977, 7:05 PM EDT
Att: 16,222 - Unknown

AB 31
R 5
H 9
RBI 5
BB 2
SO 4
LOB 15



Batter	1	2	3	4	5	6	7	8	9	AB	R	H	RBI	BB	SO	LOB	TOP					
Terry Puhl, L OBP: 0.380, SLG: 0.401 Wilbur Howard, S OBP: 0.283, SLG: 0.329	0-0 P6	0-0 F8	0-0 FC6-4		1-0 HBP			0-0 FC1-4 2B		3	0	0	0	0	0	1						
Enos Cabell, R OBP: 0.310, SLG: 0.441	4-0 CS BB	0-0 P6		0-0 F7	0-0 P3			0-0 FC1-6-5		4	0	0	0	1	0	3						
Cesar Cedeno, R OBP: 0.326, SLG: 0.390	4-0 WP BB HR BB	0-0 E5		0-0 S 2B		0-0 F7		0-0 G3		4	1	1	0	1	0	1						
Jose Cruz, L OBP: 0.368, SLG: 0.463	4-0 S HR BB	0-0 1-3		0-0 P4		0-0 5-3			0-0 4-3	4	1	0	0	1	0	2						
Joe Ferguson, R OBP: 0.376, SLG: 0.436	4-0 1-2 HR BB		4-0 2B BB	0-0 6-3		0-0 3-1		4-0 4-3 BB		2	2	0	0	3	0	1						
Bob Watson, R OBP: 0.352, SLG: 0.466 Roger Metzger, S OBP: 0.272, SLG: 0.246	0-0 HR		0-0 4-3 SF7 2B		0-0 5-3		0-0 6-3		0-0 4-3	3	2	2	5	0	0	0						
Art Howe, R OBP: 0.340, SLG: 0.408	4-0 WP BB BB		0-0 4-3		0-0 WP 1B		0-0 F7		0-0 5-3	4	1	1	0	1	0	2						
Julio Gonzalez, R OBP: 0.290, SLG: 0.330	4-0 WP BB		0-0 SF7		0-3 K		0-0 5-3			2	0	0	1	1	1	1						
Joe Niekro, R OBP: 0.179, SLG: 0.135	0-0 F8		0-0 FC6-4 1B		0-0 HBP 1B			0-3 K		4	0	2	1	0	1	2						
Inning Stats	R: 4 E: 0 K: 0 S: 3	H: 1 LOB: 2 BB: 6 P: 27	R: 0 E: 1 K: 0 S: 4	H: 0 LOB: 1 BB: 0 P: 4	R: 2 E: 0 K: 0 S: 5	H: 2 LOB: 1 BB: 1 P: 9	R: 0 E: 0 K: 0 S: 4	H: 1 LOB: 1 BB: 0 P: 4	R: 1 E: 0 K: 1 S: 7	H: 2 LOB: 2 BB: 0 P: 8	R: 0 E: 0 K: 0 S: 3	H: 0 LOB: 0 BB: 0 P: 3	R: 0 E: 0 K: 0 S: 3	H: 0 LOB: 0 BB: 0 P: 3	R: 0 E: 0 K: 1 S: 6	H: 1 LOB: 1 BB: 0 P: 6	R: 0 E: 0 K: 0 S: 3	H: 0 LOB: 1 BB: 1 P: 7	1B: 3 2B: 3 3B: 0 HR: 1	SF: 1 SAC: 0 DP: 0 HBP: 1	WP: 3 PB: 0 SB: 3 CS: 1	PA: 43
PITCHER	IP WLS BF H R ER SO BB IBB HBP BLK WP HR S P ERA WHIP																					
Jackie Brown, R ERA: 4.52	0.2 L 7 1 4 4 0 5 0 0 0 0 1 1 2 22 54.00 9.000																					
Dan Schatzeder, L ERA: 7.71	2.1 12 2 2 2 0 2 0 0 0 0 1 0 10 18 7.71 1.714																					
Santo Alcala, R ERA: 4.94	4.1 13 3 1 1 1 0 0 1 0 0 1 0 14 15 3.00 1.000																					
Bill Atkinson, R ERA: 3.53	7.1 11 1 0 0 1 1 0 0 0 0 0 0 12 16 0.00 0.667																					

Houston Astros @ Montreal Expos
Olympic Stadium, Montreal, QB
Sun Sep 04 1977, 3:33 AM EDT
Att: 22,293 - Unknown

AB 33
R 7
H 7
RBI 7
BB 8
SO 2
LOB 14



Batter	1	2	3	4	5	6	7	8	9	AB	R	H	RBI	BB	SO	LOB	BOTTOM			
Dave Cash, R OBP: 0.349, SLG: 0.372	0-0 WP 1B 2B		0-0 L1-3 1B			0-0 G6-3 1B			0-0 5-3	4	1	3	0	0	0	0				
Warren Cromartie, L OBP: 0.320, SLG: 0.399	0-0 F8		0-0 L1-3			0-0 G6-3			0-3 K	4	0	0	0	0	1	3				
Andre Dawson, R OBP: 0.321, SLG: 0.464	0-0 F9			0-0 4-3			0-0 P6			3	0	0	0	0	0	1				
Tony Perez, R OBP: 0.363, SLG: 0.457	0-0 2H 1B			0-0 5-3			0-3 K			3	0	1	1	0	1	0				
Gary Carter, R OBP: 0.342, SLG: 0.498	0-0 F8			0-0 6-3			0-0 F8			3	0	0	0	0	0	1				
Del Unser, L OBP: 0.333, SLG: 0.462		0-0 G6-4-3 1B			0-0 3-1			0-0 F7		3	0	1	0	0	0	0				
Larry Parrish, R OBP: 0.317, SLG: 0.395		0-0 G6-4-3			0-0 P5			0-0 6-3		3	0	0	0	0	0	1				
Chris Speier, R OBP: 0.320, SLG: 0.336		0-0 F9			0-0 4-3			0-0 F9		3	0	0	0	0	0	0				
Jackie Brown, R OBP: 0.145, SLG: 0.130 Dan Schatzeder, L OBP: 0.296, SLG: 0.297 Pete Mackanin, R OBP: 0.326, SLG: 0.418 Santo Alcala, R OBP: 0.331, SLG: 0.411 Sam Mielias, R OBP: 0.301, SLG: 0.300 Bill Atkinson, R OBP: 0.276, SLG: 0.236			0-3 K			0-3 K			0-0 1-3	0	0	0	0	0	0	0				
Inning Stats	R: 1 E: 0 K: 0 S: 5	H: 2 LOB: 1 BB: 0 P: 5	R: 0 E: 0 K: 0 S: 3	H: 1 LOB: 0 BB: 0 P: 3	R: 0 E: 0 K: 1 S: 5	H: 1 LOB: 0 BB: 0 P: 5	R: 0 E: 0 K: 0 S: 3	H: 0 LOB: 0 BB: 0 P: 3	R: 0 E: 0 K: 1 S: 5	H: 1 LOB: 0 BB: 0 P: 5	R: 0 E: 0 K: 1 S: 5	H: 0 LOB: 0 BB: 0 P: 5	R: 0 E: 0 K: 0 S: 3	H: 0 LOB: 0 BB: 0 P: 3	R: 0 E: 0 K: 1 S: 5	H: 0 LOB: 0 BB: 0 P: 5	1B: 4 2B: 2 3B: 0 HR: 0	SF: 0 SAC: 0 DP: 3 HBP: 0	WP: 1 PB: 0 SB: 0 CS: 0	PA: 29
PITCHER	IP WLS BF H R ER SO BB IBB HBP BLK WP HR S P ERA WHIP																			
Joe Niekro, R ERA: 2.91	9.0 W 29 5 1 1 4 0 0 0 0 1 0 37 37 1.00 0.556																			

Houston Astros @ Montreal Expos
Olympic Stadium, Montreal, QB
Sun Sep 04 1977, 3:33 AM EDT
Att: 22,293 - Unknown


AB 29
R 1
H 5
RBI 1
BB 0
SO 4
LOB 6



Batter	1	2	3	4	5	6	7	8	9	AB	R	H	RBI	BB	SO	LOB	TOP											
Dave Cash, R OBP: 0.349, SLG: 0.372 (1, 4)	F6-3		E 1B		K		F7		S 1B	5	0	2	0	0	1	1												
Warren Cromartie, L OBP: 0.319, SLG: 0.357 (1, 7)	1B		E4		5-3		FC6-4 1B		F7	5	0	1	0	0	0	3												
Andre Dawson, R OBP: 0.320, SLG: 0.461 (1, 8)	K		F4		F7		1-2 1B		K	5	0	1	0	0	2	4												
Tony Perez, R OBP: 0.364, SLG: 0.463 (1, 3)	K				HR		F3			3	2	1	1	1	1	3												
Ellis Valentine, R OBP: 0.350, SLG: 0.525 Sam Mejias, R OBP: 0.258, SLG: 0.407 (1, 9) (6, 9)		F8		K		HR		4-3		3	1	1	2	0	1	0												
Gary Carter, R OBP: 0.346, SLG: 0.498 (1, 2)	F6-3			2B 1B		HR				2	1	1	0	2	0	0												
Larry Parrish, R OBP: 0.316, SLG: 0.396 (1, 5)	K		4-3 1-H 2B		F6		F3		BB	4	0	1	1	0	1	2												
Chris Speier, R OBP: 0.318, SLG: 0.333 (1, 6)			F6		4-3		K		K	4	0	0	0	0	2	3												
Wayne Twitchell, R OBP: 0.244, SLG: 0.189 Will McEnaney, L (6, 1) Don Stanhouse, R OBP: 0.239, SLG: 0.273 (7, 1)	K		K		F6-3		FC6-4 BB		K	2	0	0	0	0	1	1												
Inning Stats	R: 0 E: 0 K: 2 S: 8	H: 1 LOB: 1 BB: 0 P: 8	R: 0 E: 0 K: 1 S: 5	H: 0 LOB: 0 BB: 0 P: 5	R: 0 E: 1 K: 1 S: 7	H: 1 LOB: 2 BB: 0 P: 7	R: 2 E: 0 K: 1 S: 8	H: 3 LOB: 1 BB: 0 P: 8	R: 0 E: 0 K: 1 S: 5	H: 0 LOB: 0 BB: 0 P: 5	R: 2 E: 0 K: 1 S: 5	H: 1 LOB: 1 BB: 1 P: 13	R: 0 E: 0 K: 0 S: 4	H: 1 LOB: 2 BB: 1 P: 8	R: 0 E: 0 K: 1 S: 5	H: 0 LOB: 1 BB: 0 P: 9	R: 0 E: 0 K: 2 S: 8	H: 1 LOB: 1 BB: 0 P: 8	1B: 5 2B: 2 3B: 0 HR: 2	SF: 0 SAC: 0 DP: 1 HBP: 0	WP: 0 PB: 0 SB: 1 CS: 1	PA: 39						
PITCHER	IP	WLS	BF	H	R	ER	SO	BB	IBB	HBP	BLK	WP	HR	S	P	ERA	WHIP											
Jerry Koosman, L ERA: 3.51 Bob Myrick, L ERA: 3.52 Skip Lockwood, R ERA: 3.24	(1, 1)	6.0	L	26	6	4	4	7	2	0	0	0	0	2	38	46	6.00	1.333										
(7, 1)	2.0	9	1	0	0	1	2	0	0	0	0	0	0	9	17	0.00	1.500											
(9, 1)	1.0	4	1	0	0	2	0	0	0	0	0	0	0	8	8	0.00	1.000											

Montreal Expos @ New York Mets
Shea Stadium, Flushing, NY
Mon Sep 05 1977, 3:33 AM EDT
Att: 6,583 - Unknown


AB 35
R 4
H 8
RBI 4
BB 4
SO 10
LOB 17



Batter	1	2	3	4	5	6	7	8	9	AB	R	H	RBI	BB	SO	LOB	BOTTOM											
Lenny Randle, S OBP: 0.379, SLG: 0.408 (1, 5)	4-3		K			HR 1B	BB BB		1-2 1B	4	1	2	0	1	1	0												
Lee Mazzilli, S OBP: 0.331, SLG: 0.314 (1, 8)	K			4-3		HR 1-H	BB BB		6-3	4	1	1	2	1	1	2												
Bruce Boisclair, L OBP: 0.369, SLG: 0.406 (1, 9) (7, 3)	K			K		2B 1B	G3			4	0	1	0	0	2	3												
Steve Henderson, R OBP: 0.383, SLG: 0.519 (1, 7)		S BB		K		1-3 2B			L4	3	0	1	0	1	1	0												
Ed Kranepool, L OBP: 0.333, SLG: 0.466 Mike Vail, R OBP: 0.313, SLG: 0.409 Bob Myrick, R OBP: 0.167, SLG: 0.167 John Milner, L OBP: 0.353, SLG: 0.429 Skip Lockwood, R OBP: 0.343, SLG: 0.143 Ron Hodges, L OBP: 0.317, SLG: 0.327 (1, 3) (6, PH) (7, 1) (8, PH) (9, 1) (1, 2)	F7			L1-3 1B		F8			F7	2	0	1	0	0	0	1												
Joel Youngblood, R OBP: 0.289, SLG: 0.279 (1, 4) (7, 9)	F7			6-3		FC5-4 BB			L8	3	0	0	0	1	0	2												
Doug Flynn, R OBP: 0.239, SLG: 0.262 John Stearns, R OBP: 0.379, SLG: 0.423 (1, 6) (9, PH)	F4-3					F6-3	F3		6-3	3	0	0	0	0	0	1												
Jerry Koosman, R OBP: 0.129, SLG: 0.162 Leo Foster, R OBP: 0.294, SLG: 0.239 (1, 1) (6, PH) (7, 4)	6-3					6-3	BB BB 1B		E4 1B	1	0	0	0	0	0	0												
Inning Stats	R: 0 E: 0 K: 2 S: 7	H: 0 LOB: 0 BB: 0 P: 7	R: 0 E: 0 K: 0 S: 3	H: 0 LOB: 1 BB: 1 P: 7	R: 0 E: 0 K: 1 S: 5	H: 0 LOB: 0 BB: 0 P: 5	R: 0 E: 0 K: 2 S: 7	H: 0 LOB: 0 BB: 0 P: 7	R: 0 E: 0 K: 0 S: 4	H: 1 LOB: 3 BB: 3 P: 16	R: 0 E: 0 K: 0 S: 3	H: 0 LOB: 0 BB: 0 P: 3	R: 0 E: 1 K: 0 S: 5	H: 1 LOB: 2 BB: 0 P: 5	R: 0 E: 0 K: 0 S: 5	H: 1 LOB: 2 BB: 0 P: 5	1B: 5 2B: 2 3B: 0 HR: 1	SF: 0 SAC: 0 DP: 1 HBP: 0	WP: 1 PB: 0 SB: 1 CS: 0	PA: 38								
PITCHER	IP	WLS	BF	H	R	ER	SO	BB	IBB	HBP	BLK	WP	HR	S	P	ERA	WHIP											
Wayne Twitchell, R ERA: 4.71 Will McEnaney, L ERA: 4.12 Don Stanhouse, R ERA: 3.83	(1, 1)	5.2	W	22	5	2	2	5	1	0	0	0	0	1	31	35	3.18	1.059										
(6, 1)	0.1	2	0	1	1	0	1	0	0	0	0	0	0	1	5	27.00	3.000											
(7, 1)	3.0	S	14	2	0	0	0	2	0	0	0	1	0	12	20	0.00	1.333											

Montreal Expos @ New York Mets
Shea Stadium, Flushing, NY
Mon Sep 05 1977, 3:33 AM EDT
Att: 6,583 - Unknown

AB 34
R 3
H 7
RBI 3
BB 4
SO 5
LOB 13



Batter	1	2	3	4	5	6	7	8	9	AB	R	H	RBI	BB	SO	LOB	TOP		
Dave Cash, R (1,4) OBP: 0.344, SLG: 0.367	5-3			F9	6-3		P4			4	0	0	0	0	0	0			
Warren Cromartie, L (1,7) OBP: 0.316, SLG: 0.353	4-3			1B 2B	3-1			4-3		4	1	1	0	0	0	0			
Andre Dawson, R (1,8) OBP: 0.321, SLG: 0.462	4-3			1B 2B				6-3		4	2	2	0	0	0	0			
Tony Perez, R (1,3) OBP: 0.368, SLG: 0.466				1B				6-3		3	1	2	2	1	1	0			
Ellis Valentine, R (1,9) OBP: 0.349, SLG: 0.520				1B				FC6-4		3	0	1	1	1	0	1			
Sam Mejias, R (8,9) OBP: 0.255, SLG: 0.402				1B				FC6-4		0	0	0	0	0	0	0			
Gary Carter, R (1,2) OBP: 0.344, SLG: 0.500				1B						4	0	1	1	0	0	2			
Larry Parrish, R (1,5) OBP: 0.315, SLG: 0.397				1B						4	0	0	0	0	1	3			
Chris Speier, R (1,6) OBP: 0.318, SLG: 0.333				1B						4	0	1	0	0	1	0			
Stan Bahnsen, R (1,1) OBP: 0.178, SLG: 0.167				1B						3	0	0	0	0	3	0			
Don Stanhouse, R (7,1) OBP: 0.239, SLG: 0.273										0	0	0	0	0	0	0			
Inning Stats	R: 0 E: 0 K: 0 S: 7	H: 0 LOB: 0 BB: 0 P: 9	R: 0 E: 0 K: 1 S: 5	H: 0 LOB: 0 BB: 0 P: 5	R: 0 E: 0 K: 1 S: 5	H: 0 LOB: 0 BB: 0 P: 5	R: 3 E: 0 K: 0 S: 7	H: 5 LOB: 2 BB: 1 P: 11	R: 0 E: 0 K: 1 S: 5	H: 0 LOB: 0 BB: 0 P: 5	R: 1 E: 0 K: 2 S: 5	H: 3 LOB: 1 BB: 0 P: 5	R: 0 E: 0 K: 2 S: 6	H: 0 LOB: 1 BB: 0 P: 10	R: 0 E: 0 K: 1 S: 5	H: 0 LOB: 0 BB: 0 P: 5	1B: 7 2B: 1 3B: 0 HR: 0	SF: 0 SAC: 0 DP: 1 HBP: 0	WP: 0 PA: 35 PB: 0 SB: 0 CS: 0
PITCHER Rick Reuschel, R (1,1) ERA: 2.66	IP: 9.0 WLS: L BF: 35 H: 8 R: 4 ER: 4 SO: 6 BB: 1 IBB: 1 HBP: 0 BLK: 0 WP: 0 HR: 0 S: 52 P: 62 ERA: 4.00 WHIP: 1.000																		

Montreal Expos @ Chicago Cubs
Wrigley Field, Chicago, IL
Wed Sep 07 1977, 3:33 AM CDT
Att. 3,768 - Overcast - 71 F

AB	33
R	4
H	8
RBI	4
BB	2
SO	6
LOB	6



Batter	1	2	3	4	5	6	7	8	9	AB	R	H	RBI	BB	SO	LOB	BOTTOM		
Ivan De Jesus, R (1,6) OBP: 0.324, SLG: 0.337	L4			2B	6-3		F8		6-3	4	1	1	0	0	0	0			
Jose Cardenal, R (9, FH) OBP: 0.341, SLG: 0.362				3B						1	0	0	0	0	0	1			
Larry Bittner, L (1,7) OBP: 0.345, SLG: 0.424	F7			2B	1B		1B		FC4-6	4	0	3	1	1	0	0			
Mick Kelleher, R (9, FR) OBP: 0.250, SLG: 0.287				2B	2B		1B		BB	0	0	0	0	0	0	0			
Bill Buckner, L (1,3) OBP: 0.331, SLG: 0.460	L8			E1	FC4-6		FC6-4		FC4-6	5	0	2	0	0	0	3			
Jerry Morales, R (1,8) OBP: 0.351, SLG: 0.449				1-3	F7		P4		FC6-4	4	0	0	0	0	0	6			
Bobby Murcer, L (1,9) OBP: 0.367, SLG: 0.471				P4	SH3		FC4-6		G3	4	1	1	0	0	0	2			
Steve Ontiveros, S (1,5) OBP: 0.390, SLG: 0.438				1B	FC5-2		SH3		P6	3	0	1	0	1	0	0			
Manny Trillo, R (1,4) OBP: 0.338, SLG: 0.383				F9	SH3		L8		6-3	3	0	0	0	0	0	1			
George Mitterwald, R (1,2) OBP: 0.294, SLG: 0.379				F7	FC5-2		5-3		L1-3	3	0	0	0	0	0	1			
Gene Clines, R (9, PH) OBP: 0.362, SLG: 0.399				F7	FC5-2		5-3		L1-3	1	0	0	0	0	0	0			
Rick Reuschel, R (1,1) OBP: 0.210, SLG: 0.253				4-3	F7		1-3		6-3	3	0	0	0	0	0	1			
Greg Gross, L (9, PH) OBP: 0.384, SLG: 0.437									2B	1	0	1	0	0	0	0			
Inning Stats	R: 0 E: 0 K: 0 S: 6	H: 1 LOB: 1 BB: 0 P: 4	R: 1 E: 1 K: 0 S: 9	H: 2 LOB: 2 BB: 0 P: 12	R: 1 E: 0 K: 0 S: 7	H: 1 LOB: 1 BB: 1 P: 13	R: 0 E: 0 K: 0 S: 5	H: 2 LOB: 2 BB: 0 P: 5	R: 0 E: 0 K: 0 S: 3	H: 0 LOB: 0 BB: 0 P: 3	R: 0 E: 0 K: 0 S: 8	H: 2 LOB: 2 BB: 0 P: 10	R: 0 E: 0 K: 0 S: 7	H: 0 LOB: 0 BB: 0 P: 10	R: 0 E: 0 K: 0 S: 4	H: 1 LOB: 2 BB: 1 P: 8	1B: 4 2B: 4 3B: 1 HR: 0	SF: 0 SAC: 1 DP: 0 HBP: 0	WP: 0 PA: 39 PB: 0 SB: 0 CS: 0
PITCHER Stan Bahnsen, R (1,1) ERA: 4.87	IP: 6.2 WLS: W BF: 30 H: 8 R: 2 ER: 2 SO: 2 BB: 2 IBB: 2 HBP: 0 BLK: 0 WP: 0 HR: 0 S: 41 P: 53 ERA: 2.70 WHIP: 1.350																		
PITCHER Don Stanhouse, R (7,1) ERA: 3.77	IP: 2.1 WLS: S BF: 9 H: 1 R: 0 ER: 0 SO: 0 BB: 1 IBB: 0 HBP: 0 BLK: 0 WP: 0 HR: 0 S: 12 P: 19 ERA: 0.00 WHIP: 0.857																		

Montreal Expos @ Chicago Cubs
Wrigley Field, Chicago, IL
Wed Sep 07 1977, 3:33 AM CDT
Att. 3,768 - Overcast - 71 F

AB	36
R	2
H	9
RBI	1
BB	2
SO	0
LOB	15



Batter	1	2	3	4	5	6	7	8	9	10	AB	R	H	RBI	BB	SO	LOB	TOP	
Dave Cash, R OBP: 0.345, SLG: 0.368 (1, 4)	P4		1B SF9 2B	K			1-4-3			FC6-4 BB	4	1	1	0	1	1	1		
Warren Cromartie, L OBP: 0.315, SLG: 0.391 (1, 7)	F8		1B		1-3			K		FC6-4 S	5	0	1	0	0	1	2		
Andre Dawson, R OBP: 0.322, SLG: 0.460 (1, 8)	1B BB		K					K2-3		F7	4	0	1	0	1	2	4		
Tony Perez, R OBP: 0.367, SLG: 0.465 (1, 3)	FC6-4 1B		SF9					K			3	0	1	1	0	2	1		
Ellis Valentine, R OBP: 0.348, SLG: 0.517 (1, 9)	FC6-4		3H 1B					6-3		K	4	0	1	0	0	1	2		
Gary Carter, R OBP: 0.343, SLG: 0.497 (1, 2)		5-3 BB	K					5-3		K	3	0	0	0	1	2	2		
Larry Parrish, R OBP: 0.315, SLG: 0.393 (1, 5)	5-3			1B FC4-6 BB				6-3		K	3	1	0	0	1	1	1		
Pepe Frias, R OBP: 0.237, SLG: 0.254 (1, 6)	L7			1B FC4-6				1-3		FC6-4 SH1-4 1B	4	0	2	0	0	0	1		
Steve Rogers, R OBP: 0.138, SLG: 0.095 (1, 1)	F8			FC4-6 CS				K		SH1-4	2	0	0	1	0	0	2		
Santo Alcala, R OBP: 0.071, SLG: 0.175 (6, 1)				1-2F 3H							1	0	0	0	0	1	0		
Joe Kerrigan, R (7, 1)											0	0	0	0	0	0	0		
Will McEnaney, L (10, 1)											0	0	0	0	0	0	0		
Inning Stats	R: 0 E: 0 K: 0 S: 4	H: 1 LOB: 2 BB: 1 P: 8	R: 0 E: 0 K: 0 S: 3	H: 0 LOB: 1 BB: 1 P: 7	R: 1 E: 0 K: 2 S: 14	H: 3 LOB: 2 BB: 0 P: 16	R: 1 E: 0 K: 1 S: 8	H: 1 LOB: 1 BB: 1 P: 12	R: 0 E: 0 K: 1 S: 5	H: 0 LOB: 0 BB: 0 P: 3	R: 0 E: 0 K: 3 S: 9	H: 0 LOB: 0 BB: 0 P: 9	R: 0 E: 0 K: 3 S: 9	H: 0 LOB: 0 BB: 0 P: 9	R: 0 E: 0 K: 0 S: 4	H: 1 LOB: 2 BB: 1 P: 8	1B: 6 2B: 2 3B: 0 HR: 0	SF: 1 SAC: 1 DP: 1 HBP: 0	WP: 0 PA: 39
PITCHER	IP WLS BF H R ER SO BB IBB HBP BLK WP HR S P ERA WHIP																		
Ray Burris, R ERA: 4.71 (1, 1)	6.0																		
Paul Reuschel, R ERA: 3.93 (7, 1)	1.0																		
Bruce Sutter, R ERA: 1.15 (8, 1)	3.0																		

Montreal Expos @ Chicago Cubs
Wrigley Field, Chicago, IL
Thu Sep 08 1977, 3:33 AM CDT
Att: 2,841 - Sunny - 68 F

AB	33
R	2
H	7
RBI	2
BB	4
SO	11
LOB	16



Batter	1	2	3	4	5	6	7	8	9	10	AB	R	H	RBI	BB	SO	LOB	BOTTOM	
Ivan De Jesus, R OBP: 0.323, SLG: 0.336 (1, 6)	4-3			1-2-3 1B		K	FC4-6			E2 G3	5	0	1	0	0	1	4		
Larry Blittner, L OBP: 0.341, SLG: 0.419 (1, 7)	K			1-2-3 1-2		F8		P6		G3	5	0	0	0	0	1	4		
Bill Buckner, L OBP: 0.326, SLG: 0.455 (1, 3)	4-3			L7		F9		L9		SF7	4	0	0	1	0	0	2		
Bobby Murcer, L OBP: 0.370, SLG: 0.471 (1, 9)		L4		BB 1B BB		BB 1B BB		BB 1B BB			2	1	1	0	2	0	0		
Steve Ontiveros, S OBP: 0.357, SLG: 0.434 (1, 5)		1-3		L8		K		4-3			4	0	0	0	0	1	4		
Greg Gross, L OBP: 0.386, SLG: 0.435 (1, 8)		6-3				G6-3 1B		1B E BB		F7	3	1	1	0	1	0	0		
Manny Trillo, R OBP: 0.337, SLG: 0.382 (1, 4)						G6-3		E 1B		L5	4	0	1	1	0	0	1		
George Mittenwald, R OBP: 0.282, SLG: 0.377 (1, 2)						L9		E5 FC4-6		P4	2	0	0	0	0	0	0		
Joe Cardenal, R OBP: 0.339, SLG: 0.360 (7, PH)						P7		E FC4-6			1	0	0	0	0	0	1		
Steve Swisher, R OBP: 0.226, SLG: 0.291 (8, 2)						L9		1-2 2H 1B			1	0	0	0	0	0	0		
Ray Burris, R OBP: 0.246, SLG: 0.287 (8, PH)						K		F3			1	0	0	0	0	0	0		
Gene Linder, L OBP: 0.182, SLG: 0.402 (7, 1)										E SF7 1B	1	0	0	0	0	0	0		
Jerry Morales, R OBP: 0.311, SLG: 0.448 (7, PH)											0	0	0	0	0	0	0		
Bruce Sutter, R OBP: 0.205, SLG: 0.111 (8, 1)											0	0	0	0	0	0	0		
Dave Rosello, L OBP: 0.119, SLG: 0.311 (10, PH)											1	1	1	0	0	0	0		
Inning Stats	R: 0 E: 0 K: 1 S: 5	H: 0 LOB: 0 BB: 0 P: 5	R: 0 E: 0 K: 0 S: 3	H: 0 LOB: 0 BB: 0 P: 3	R: 0 E: 0 K: 1 S: 5	H: 0 LOB: 0 BB: 0 P: 5	R: 0 E: 0 K: 0 S: 4	H: 1 LOB: 2 BB: 1 P: 8	R: 0 E: 0 K: 0 S: 6	H: 1 LOB: 0 BB: 0 P: 9	R: 0 E: 0 K: 0 S: 3	H: 0 LOB: 1 BB: 1 P: 7	R: 0 E: 0 K: 0 S: 3	H: 0 LOB: 0 BB: 0 P: 3	R: 1 E: 1 K: 0 S: 7	H: 1 LOB: 1 BB: 0 P: 7	1B: 6 2B: 0 3B: 0 HR: 0	SF: 1 SAC: 0 DP: 1 HBP: 0	WP: 0 PA: 39
PITCHER	IP WLS BF H R ER SO BB IBB HBP BLK WP HR S P ERA WHIP																		
Steve Rogers, R ERA: 2.97 (1, 1)	5.0																		
Santo Alcala, R ERA: 4.96 (6, 1)	1.1																		
Joe Kerrigan, R ERA: 3.1 (7, 1)	2.2																		
Will McEnaney, L ERA: 4.07 (10, 1)	0.2																		

Montreal Expos @ Chicago Cubs
Wrigley Field, Chicago, IL
Thu Sep 08 1977, 3:33 AM CDT
Att: 2,841 - Sunny - 68 F

AB	35
R	3
H	6
RBI	2
BB	3
SO	4
LOB	18



Batter	1	2	3	4	5	6	7	8	9	AB	R	H	RBI	BB	SO	LOB	TOP										
Dave Cash, R OBP: 0.343, SLG: 0.364 (1, 4)	6-3		5-3		6-3		G6-4-3		3-1	5	0	0	0	0	0	1	Montreal Expos @ Pittsburgh Pirates Three Rivers Stadium, Pittsburgh, PA Sat Sep 10 1977, 7:05 PM EDT Att: 7,697 - Unknown										
Warren Cromartie, L OBP: 0.314, SLG: 0.389 (1, 7)	L5		F8				4-3			4	0	1	0	0	0	0											
Andre Dawson, R OBP: 0.325, SLG: 0.472 (1, 8)	1B		6-3		F8				HR	4	1	2	1	0	0	1											
Tony Perez, R OBP: 0.365, SLG: 0.468 (1, 3)	1B				P3		HR		F8	4	1	2	1	0	0	0											
Ellis Valentine, R OBP: 0.347, SLG: 0.526 (1, 9)	K		6-3		HR		HR		HR	4	2	2	2	0	1	2											
Gary Carter, R OBP: 0.342, SLG: 0.491 (1, 2)			5-3		1B		K		F7	3	0	0	0	1	1	0											
Stan Papi, R OBP: 0.300, SLG: 0.750 (1, 5)					BB		F7		F8	4	0	2	0	0	0	0											
Chris Speier, R OBP: 0.317, SLG: 0.331 (1, 6)			4-3		FC1-6-4		L4		6-3	4	0	0	0	0	0	3											
Wayne Twitchell, R OBP: 0.250, SLG: 0.200 Joe Kerrigan, R (8, 1)	K				1-3				K	3	0	1	0	0	1	1											
										1	0	0	0	0	1	0											
Inning Stats	R: 0 E: 0 K: 1 S: 7	H: 2 LOB: 2 BB: 0 P: 7	R: 0 E: 0 K: 1 S: 6	H: 1 LOB: 1 BB: 0 P: 6	R: 0 E: 0 K: 0 S: 3	H: 0 LOB: 0 BB: 0 P: 3	R: 0 E: 0 K: 0 S: 4	H: 1 LOB: 2 BB: 1 P: 8	R: 0 E: 0 K: 0 S: 4	H: 1 LOB: 1 BB: 0 P: 4	R: 2 E: 0 K: 1 S: 7	H: 2 LOB: 0 BB: 0 P: 7	R: 0 E: 0 K: 0 S: 3	H: 1 LOB: 0 BB: 0 P: 3	R: 2 E: 0 K: 0 S: 5	H: 2 LOB: 2 BB: 0 P: 5	R: 0 E: 0 K: 1 S: 5	H: 0 LOB: 0 BB: 0 P: 5	1B: 5 2B: 1 3B: 0 HR: 4	SF: 0 SAC: 0 DP: 1 HBP: 0	WP: 0 SB: 0 CS: 0	PA: 37					
PITCHER	IP	WLS	BF	H	R	ER	SO	BB	IBB	HBP	BLK	WP	HR	S	P	ERA	WHIP										
John Candelaria, L ERA: 2.52 (1, 1)	7.1	L	32	10	4	4	3	1	0	0	0	0	4	37	41	4.91	1.500										
Larry Demery, R ERA: 4.3 (8, 1)	0.2		2	0	0	0	0	0	0	0	0	0	0	2	2	0.00	0.000										
Rich Gossage, R ERA: 1.84 (9, 1)	1.0		3	0	0	0	1	0	0	0	0	0	0	5	5	0.00	0.000										
Batter	1	2	3	4	5	6	7	8	9	AB	R	H	RBI	BB	SO	LOB	BOTTOM										
Frank Taveras, R OBP: 0.306, SLG: 0.319 (1, 6)	F6									3	0	1	0	1	1	1	Montreal Expos @ Pittsburgh Pirates Three Rivers Stadium, Pittsburgh, PA Sat Sep 10 1977, 7:05 PM EDT Att: 7,697 - Unknown										
Phil Garner, R OBP: 0.320, SLG: 0.430 (1, 4)	F9		F9				K			3	0	0	0	1	1	1											
Dave Parker, L OBP: 0.402, SLG: 0.538 (1, 9)	5-3				E7		4-3		FC6	4	1	1	0	0	0	1											
Bill Robinson, R OBP: 0.338, SLG: 0.528 (1, 3)					1B					4	0	1	1	0	3	0											
Al Oliver, L OBP: 0.343, SLG: 0.468 (1, 7)					F2					4	0	2	0	0	0	1											
Ed Ott, L OBP: 0.333, SLG: 0.382 (1, 2)					1B				L7	4	0	2	0	0	0	1											
Ken Macha, R OBP: 0.242, SLG: 0.258 (1, 5)					F2				4-3	4	0	0	0	0	2	3											
Omar Moreno, L OBP: 0.300, SLG: 0.378 (1, 8)										3	0	0	0	0	1	2											
John Candelaria, L OBP: 0.243, SLG: 0.309 Larry Demery, R OBP: 0.158, SLG: 0.263 Mike Easter, L OBP: 0.333, SLG: 0.333 Mike Edwards, R OBP: 0.333, SLG: 0.286 (1, 1)					6-3				F7	3	1	1	0	0	0	0											
										2	0	1	0	0	0	0											
										1	0	1	1	0	0	0											
										0	0	0	0	0	0	0											
										1	0	1	1	0	0	0											
										0	0	0	0	0	0	0											
										0	0	0	0	0	0	0											
Inning Stats	R: 0 E: 0 K: 0 S: 3	H: 0 LOB: 0 BB: 0 P: 3	R: 0 E: 0 K: 3 S: 10	H: 1 LOB: 1 BB: 0 P: 10	R: 0 E: 0 K: 0 S: 4	H: 1 LOB: 1 BB: 0 P: 4	R: 1 E: 1 K: 0 S: 4	H: 2 LOB: 0 BB: 0 P: 4	R: 0 E: 0 K: 1 S: 6	H: 1 LOB: 1 BB: 0 P: 6	R: 0 E: 0 K: 2 S: 7	H: 0 LOB: 0 BB: 0 P: 7	R: 0 E: 0 K: 1 S: 5	H: 1 LOB: 0 BB: 0 P: 5	R: 1 E: 0 K: 0 S: 3	H: 2 LOB: 1 BB: 2 P: 11	R: 0 E: 0 K: 1 S: 5	H: 0 LOB: 0 BB: 0 P: 5	1B: 7 2B: 1 3B: 1 HR: 0	SF: 0 SAC: 0 DP: 1 HBP: 0	WP: 0 SB: 2 CS: 2	PA: 33					
PITCHER	IP	WLS	BF	H	R	ER	SO	BB	IBB	HBP	BLK	WP	HR	S	P	ERA	WHIP										
Wayne Twitchell, R ERA: 4.54 (1, 1)	7.1	W	28	8	2	1	7	1	0	0	0	0	0	6	10	0.00	0.600										
Joe Kerrigan, R ERA: 3.04 (8, 1)	1.2	S	5	0	0	0	1	1	0	0	0	0	0	6	10	0.00	0.600										

Batter	1	2	3	4	5	6	7	8	9	AB	R	H	RBI	BB	SO	LOB	TOP					
Dave Cash, R OBP: 0.344, SLG: 0.365	6-3									4	1	2	0	0	1	1	Montreal Expos @ Pittsburgh Pirates Three Rivers Stadium, Pittsburgh, PA Sun Sep 11 1977, 3:33 AM EDT Att: 9,470 - Unknown					
Pepe Frias, R OBP: 0.250, SLG: 0.267			1B					FC4 1B SF8 1B	1B	1	0	1	0	0	0	0						
Warren Cromario, L OBP: 0.315, SLG: 0.369			4-3					F8	F8	5	0	2	0	0	0	3						
Andre Dawson, R OBP: 0.326, SLG: 0.470	F7							FC4 1B	1B	4	1	1	0	1	0	3						
Tony Perez, R OBP: 0.363, SLG: 0.465	K							SF8	K	3	0	0	1	0	2	2						
Tim Blackwell, S OBP: 0.200, SLG: 0.167										1	0	0	0	0	1	3						
Ellis Valentine, R OBP: 0.348, SLG: 0.532		L4						6-3		4	1	2	1	0	0	0						
Gary Carter, R OBP: 0.342, SLG: 0.497								1B	1B	3	1	1	1	0	0	0						
Bill Atkinson, L OBP: 0.200, SLG: 0.200	F8									0	0	0	0	0	0	0						
Pete Mackanin, R OBP: 0.266, SLG: 0.307										1	0	1	1	0	0	0						
Jackie Brown, R OBP: 0.145, SLG: 0.130								HR	1B	0	0	0	0	0	0	0						
Stan Papi, R OBP: 0.250, SLG: 0.375								HR	1B	4	0	0	0	0	0	2						
Chris Speier, R OBP: 0.318, SLG: 0.331								L3		3	0	1	0	1	0	0						
Fred Holdsworth, R Larry Landreth, R Dale Berra, R Jerry White, S Santo Alcala, R Bill Atkinson, R Jose Mota, R									E4 1B 1B	0	0	0	0	0	0	0						
Inning Stats	R: 0 E: 0 K: 1 S: 6	H: 1 LOB: 1 BB: 0 P: 6	R: 0 E: 0 K: 0 S: 3	H: 0 LOB: 0 BB: 0 P: 3	R: 0 E: 0 K: 0 S: 4	H: 1 LOB: 1 BB: 0 P: 4	R: 1 E: 0 K: 0 S: 3	H: 1 LOB: 0 BB: 1 P: 7	R: 0 E: 0 K: 2 S: 7	H: 0 LOB: 1 BB: 1 P: 11	R: 1 E: 0 K: 1 S: 7	H: 2 LOB: 1 BB: 0 P: 7	R: 2 E: 0 K: 0 S: 7	H: 4 LOB: 2 BB: 0 P: 7	R: 0 E: 1 K: 1 S: 8	H: 2 LOB: 3 BB: 0 P: 8		1B: 9 2B: 0 3B: 0 HR: 2	SF: 1 SAC: 0 DP: 1 HBP: 0	WP: 0 PB: 0 CS: 0	PA: 40	
PITCHER	IP	WLS	BF	H	R	ER	SO	BB	IBB	HBP	BLK	WP	HR	S	P	ERA	WHIP					
Bruce Kison, R ERA: 4.78	(1, 1)	7.0	W	27	5	2	2	5	2	0	0	0	0	2	35	43	2.57	1.000				
Kent Tekulve, R ERA: 3.06	(8, 1)	2.0		13	6	2	2	1	0	0	0	0	0	15	15	9.00	3.000					

AB	37
R	4
H	11
RBI	4
BB	2
SO	6
LOB	16



Batter	1	2	3	4	5	6	7	8	9	AB	R	H	RBI	BB	SO	LOB	BOTTOM					
Frank Taveras, R OBP: 0.308, SLG: 0.322	E S SF8 1B	S 1B	5-3							5	2	3	0	0	0	0	Montreal Expos @ Pittsburgh Pirates Three Rivers Stadium, Pittsburgh, PA Sun Sep 11 1977, 3:33 AM EDT Att: 9,470 - Unknown					
Phil Garner, R OBP: 0.320, SLG: 0.430	SF8	BB 1B	F7					G6-4-3 HR BB	G6-4-3 1B	3	1	1	2	1	0	2						
Dave Parker, L OBP: 0.405, SLG: 0.550	HR	2B	1B BB					K	K	4	3	3	2	1	1	0						
Bill Robinson, R OBP: 0.342, SLG: 0.539								HR	HR	4	2	3	2	0	0	0						
Dale Berra, R OBP: 0.136, SLG: 0.107	HR	S 1B 1B						4-3	F8	1	0	0	0	0	0	2						
Al Oliver, L OBP: 0.345, SLG: 0.468	BB 1B BB	1B 1B						K	PB 1B 1B	4	1	2	1	1	1	1						
Omar Moreno, L OBP: 0.301, SLG: 0.377	F8	F3						FC6-4 BB	1B	4	0	1	1	1	0	3						
Ken Macha, R OBP: 0.289, SLG: 0.286	BB 1B	1B						FC6-4 1B	BB	4	0	2	1	1	0	2						
Duffy Dyer, R OBP: 0.373, SLG: 0.331	1B BB	F9						K	K	3	0	0	0	1	2	3						
Bruce Kison, R OBP: 0.273, SLG: 0.344	K									4	0	1	0	0	1	3						
Mike Edwards, R ERA: 20.25										0	1	0	0	0	0	0						
Kent Tekulve, R OBP: 0.273, SLG: 0.273	K							G6-4-3 1B WP	1B	0	0	0	0	0	0	0						
Inning Stats	R: 3 E: 0 K: 1 S: 9	H: 4 LOB: 3 BB: 2 P: 17	R: 3 E: 0 K: 0 S: 7	H: 5 LOB: 2 BB: 1 P: 11	R: 0 E: 0 K: 0 S: 3	H: 0 LOB: 0 BB: 0 P: 3	R: 0 E: 0 K: 2 S: 8	H: 1 LOB: 2 BB: 1 P: 12	R: 0 E: 0 K: 1 S: 5	H: 0 LOB: 0 BB: 0 P: 5	R: 3 E: 0 K: 1 S: 7	H: 3 LOB: 1 BB: 2 P: 15	R: 1 E: 0 K: 0 S: 5	H: 3 LOB: 2 BB: 0 P: 5	R: 0 E: 0 K: 0 S: 3	H: 0 LOB: 0 BB: 0 P: 3		1B: 11 2B: 2 3B: 1 HR: 2	SF: 1 SAC: 0 DP: 1 HBP: 0	WP: 1 PB: 1 CS: 0	PA: 43	
PITCHER	IP	WLS	BF	H	R	ER	SO	BB	IBB	HBP	BLK	WP	HR	S	P	ERA		WHIP				
Fred Holdsworth, R ERA: 4.95	(1, 1)	0.2	L	7	4	3	3	0	0	0	0	0	0	10	18	40.50		7.500				
Larry Landreth, R ERA: 20.25	(1, 1)	1.1		10	5	3	3	1	2	0	0	0	0	10	18	20.25	5.250					
Dan Schatzeder, L ERA: 4.15	(3, 1)	2.0		8	1	0	0	2	1	0	0	0	0	11	15	0.00	1.000					
Santo Alcala, R ERA: 5.03	(5, 1)	2.0		10	3	3	2	2	2	0	0	0	0	1	12	20	9.00	2.500				
Bill Atkinson, R ERA: 3.64	(7, 1)	1.0		5	3	1	1	0	0	0	0	0	1	5	5	9.00	3.000					



Batter	1	2	3	4	5	6	7	8	9	AB	R	H	RBI	BB	SO	LOB	TOP					
Lenny Randle, S (1, 5) OBP: 0.380, SLG: 0.400	0-3 K	4-0 FC3-6 BB			0-3 K	0-0 2B		0-0 F6		4	0	1	2	1	2	0	New York Mets @ Montreal Expos Olympic Stadium, Montreal, QB Mon Sep 12 1977, 7:05 PM EDT Att: 8,927 - Unknown					
Lee Mazzilli, S (1, 8) OBP: 0.336, SLG: 0.325	4-0 F S 1B BB	0-0 FC3-6			0-0 4-3	0-0 4-3			0-0 4-3	4	1	0	0	1	0	3						
Bruce Boisclair, L (1, 9) OBP: 0.369, SLG: 0.421	0-3 K	0-3 K			0-0 1B			0-0 6-3		5	0	2	0	0	2	3						
Steve Henderson, R (1, 7) OBP: 0.377, SLG: 0.496	0-0 E3 1B E 2-3		0-0 L4		0-0 1B			0-0 6-3		5	1	1	0	0	1	2						
John Milner, L (1, 3) OBP: 0.363, SLG: 0.434	0-0 E8 1B		0-0 F8		0-0 F9			0-0 BB 1B		4	0	2	1	0	0	2						
John Stearns, R (1, 2) OBP: 0.375, SLG: 0.416	0-0 1B		0-0 F7		0-0 SH5-4 1B 2B			4-0 1-2 BB		3	1	2	0	1	0	0						
Joel Youngblood, R (1, 4) OBP: 0.287, SLG: 0.288	0-0 F7		0-3 K		0-0 SH5-4 1B 2B			0-3 K		4	1	1	0	0	2	4						
Doug Flynn, R (1, 6) OBP: 0.237, SLG: 0.252		0-0 F6-3		0-0 F6-3		0-0 SH5-4 1-2 2-3		0-0 F8		3	0	0	0	0	0	0						
Pat Zachry, R (1, 1) OBP: 0.133, SLG: 0.119		0-0		0-3 K		0-3 K		0-3 K		4	0	1	0	0	3	2						
Bob Apodaca, R (8, 1) OBP: 0.167, SLG: 0.167										0	0	0	0	0	0	0						
Skip Lockwood, R (9, 1) OBP: 0.200, SLG: 0.200		FC3-6 BB 1B								0	0	0	0	0	0	0						
Inning Stats	R: 2 E: 2 K: 2 S: 10	H: 2 LOB: 2 BB: 1 P: 14	R: 0 E: 0 K: 1 S: 6	H: 1 LOB: 2 BB: 1 P: 10	R: 0 E: 0 K: 0 S: 3	H: 0 LOB: 0 BB: 0 P: 3	R: 0 E: 0 K: 2 S: 7	H: 0 LOB: 0 BB: 0 P: 7	R: 0 E: 0 K: 1 S: 7	H: 2 LOB: 2 BB: 1 P: 7	R: 0 E: 0 K: 1 S: 6	H: 1 LOB: 2 BB: 1 P: 10	R: 0 E: 0 K: 1 S: 5	H: 0 LOB: 0 BB: 0 P: 5	R: 0 E: 0 K: 1 S: 5	H: 1 LOB: 0 BB: 0 P: 5	1B: 9 2B: 1 3B: 0 HR: 0	SF: 0 SAC: 1 DP: 0 HBP: 0	WP: 0 PB: 0 SB: 1 CS: 1	PA: 40		
PITCHER	IP WLS BF H R ER SO BB IBB HBP BLK WP HR S P ERA WHIP	IP WLS BF H R ER SO BB IBB HBP BLK WP HR S P ERA WHIP	IP WLS BF H R ER SO BB IBB HBP BLK WP HR S P ERA WHIP	IP WLS BF H R ER SO BB IBB HBP BLK WP HR S P ERA WHIP	IP WLS BF H R ER SO BB IBB HBP BLK WP HR S P ERA WHIP	IP WLS BF H R ER SO BB IBB HBP BLK WP HR S P ERA WHIP	IP WLS BF H R ER SO BB IBB HBP BLK WP HR S P ERA WHIP	IP WLS BF H R ER SO BB IBB HBP BLK WP HR S P ERA WHIP	IP WLS BF H R ER SO BB IBB HBP BLK WP HR S P ERA WHIP	IP WLS BF H R ER SO BB IBB HBP BLK WP HR S P ERA WHIP	IP WLS BF H R ER SO BB IBB HBP BLK WP HR S P ERA WHIP	IP WLS BF H R ER SO BB IBB HBP BLK WP HR S P ERA WHIP	IP WLS BF H R ER SO BB IBB HBP BLK WP HR S P ERA WHIP	IP WLS BF H R ER SO BB IBB HBP BLK WP HR S P ERA WHIP	IP WLS BF H R ER SO BB IBB HBP BLK WP HR S P ERA WHIP	IP WLS BF H R ER SO BB IBB HBP BLK WP HR S P ERA WHIP	IP WLS BF H R ER SO BB IBB HBP BLK WP HR S P ERA WHIP					
Stan Bahnsen, R (1, 1) ERA: 4.81	1.2 L	11 3	2 2	0 0	2 2	2 1	0 0	0 0	0 0	0 0	0 0	13 34	21 38	0.00 3.38	3.000 1.312							
Jackie Brown, R (2, 1) ERA: 4.45	5.1	23 6	2 2	2 6	1 0	0 0	0 0	0 0	0 0	0 0	0 0	34 10	38 10	3.38 0.00	1.312 0.500							
Don Stanhouse, R (8, 1) ERA: 3.64	2.0	6 1	0 0	0 2	0 0	0 0	0 0	0 0	0 0	0 0	0 0	10 10	10 10	0.00 0.500								
Batter	1	2	3	4	5	6	7	8	9	AB	R	H	RBI	BB	SO	LOB	BOTTOM					
Dave Cash, R (1, 4) OBP: 0.346, SLG: 0.369	0-0 F6-3		0-0 1B		0-0 2B		0-0 FC5-4 FC5-3		0-0 1B	5	0	3	0	0	0	1	New York Mets @ Montreal Expos Olympic Stadium, Montreal, QB Mon Sep 12 1977, 7:05 PM EDT Att: 8,927 - Unknown					
Warren Cromartie, L (1, 7) OBP: 0.316, SLG: 0.369	0-0 FC5-4 1B		0-0 1B		0-0 P4		0-0 F7		0-0 F7	5	0	2	0	0	0	4						
Andre Dawson, R (1, 8) OBP: 0.322, SLG: 0.464	0-0 FC5-4 1-2		0-0 L5		0-0 L5		0-0 FC5-3 1-2		0-0 F9	5	0	0	0	0	0	7						
Tony Perez, R (1, 3) OBP: 0.365, SLG: 0.478	0-3 K			0-0 1B 2B		0-0 HR		0-0 F6-3 SF8 2B		4	3	3	1	0	1	1						
Ellis Valentine, R (1, 9) OBP: 0.345, SLG: 0.528		0-3 K		0-0 L9		0-0 F8		0-0 F6-3 2-3		4	0	0	0	0	1	2						
Gary Carter, R (1, 2) OBP: 0.341, SLG: 0.496		0-0		0-0 F6		0-0 4-3		0-0 SF8 3-H		3	0	1	1	0	0	1						
Stan Papi, R (1, 5) OBP: 0.333, SLG: 0.417		0-0 F1-6-4-3		0-0 1B		0-0 FC6-4 1B		0-0 K		4	0	2	1	0	1	1						
Chris Speier, R (1, 6) OBP: 0.317, SLG: 0.329			0-0 L4		0-0 5-3		0-0 FC6-4 1-2		0-0 1B 1B	3	0	0	0	0	0	2						
Jose Morales, R (9, PH) OBP: 0.233, SLG: 0.299										1	0	1	0	0	0	0						
Pepe Frias, R (9, FR) OBP: 0.250, SLG: 0.267										0	0	0	0	0	0	0						
Stan Bahnsen, R (1, 1) OBP: 0.178, SLG: 0.167				0-0 F6-3		0-0 1-3		0-0 FC5-4 1B		0	0	0	0	0	0	0						
Jackie Brown, R (2, 1) OBP: 0.140, SLG: 0.125									0-0 F8	2	0	0	0	0	0	0						
Jerry White, S (7, PH) OBP: 0.333, SLG: 0.333										1	0	1	0	0	0	0						
Don Stanhouse, R (8, 1) OBP: 0.239, SLG: 0.273										0	0	0	0	0	0	0						
Del Unser, L (9, PH) OBP: 0.330, SLG: 0.458										1	0	0	0	0	0	1						
Inning Stats	R: 0 E: 0 K: 1 S: 6	H: 1 LOB: 0 BB: 0 P: 6	R: 0 E: 0 K: 1 S: 5	H: 1 LOB: 0 BB: 0 P: 5	R: 0 E: 0 K: 0 S: 5	H: 2 LOB: 2 BB: 0 P: 5	R: 1 E: 0 K: 0 S: 5	H: 2 LOB: 1 BB: 0 P: 5	R: 0 E: 0 K: 0 S: 4	H: 1 LOB: 1 BB: 0 P: 4	R: 1 E: 0 K: 0 S: 5	H: 2 LOB: 1 BB: 0 P: 5	R: 0 E: 0 K: 0 S: 4	H: 1 LOB: 1 BB: 0 P: 4	R: 1 E: 0 K: 1 S: 6	H: 1 LOB: 2 BB: 0 P: 6	R: 0 E: 0 K: 0 S: 5	H: 2 LOB: 2 BB: 0 P: 5	1B: 9 2B: 3 3B: 0 HR: 1	SF: 1 SAC: 0 DP: 1 HBP: 0	WP: 0 PB: 0 SB: 0 CS: 0	PA: 39
PITCHER	IP WLS BF H R ER SO BB IBB HBP BLK WP HR S P ERA WHIP	IP WLS BF H R ER SO BB IBB HBP BLK WP HR S P ERA WHIP	IP WLS BF H R ER SO BB IBB HBP BLK WP HR S P ERA WHIP	IP WLS BF H R ER SO BB IBB HBP BLK WP HR S P ERA WHIP	IP WLS BF H R ER SO BB IBB HBP BLK WP HR S P ERA WHIP	IP WLS BF H R ER SO BB IBB HBP BLK WP HR S P ERA WHIP	IP WLS BF H R ER SO BB IBB HBP BLK WP HR S P ERA WHIP	IP WLS BF H R ER SO BB IBB HBP BLK WP HR S P ERA WHIP	IP WLS BF H R ER SO BB IBB HBP BLK WP HR S P ERA WHIP	IP WLS BF H R ER SO BB IBB HBP BLK WP HR S P ERA WHIP	IP WLS BF H R ER SO BB IBB HBP BLK WP HR S P ERA WHIP	IP WLS BF H R ER SO BB IBB HBP BLK WP HR S P ERA WHIP	IP WLS BF H R ER SO BB IBB HBP BLK WP HR S P ERA WHIP	IP WLS BF H R ER SO BB IBB HBP BLK WP HR S P ERA WHIP	IP WLS BF H R ER SO BB IBB HBP BLK WP HR S P ERA WHIP	IP WLS BF H R ER SO BB IBB HBP BLK WP HR S P ERA WHIP	IP WLS BF H R ER SO BB IBB HBP BLK WP HR S P ERA WHIP					
Pat Zachry, R (1, 1) ERA: 4.38	7.0 W	31 3	3 2	3 2	0 0	0 0	0 0	0 0	0 0	0 0	0 0	1 8	35 8	3.86 0.00	1.571 1.500							
Bob Apodaca, R (8, 1) ERA: 3.21	1.1	6 2	0 0	0 1	0 0	0 0	0 0	0 0	0 0	0 0	0 0	8 2	8 2	0.00 0.000								
Skip Lockwood, R (9, 1) ERA: 2.95	0.2 S	2 0	0 0	0 0	0 0	0 0	0 0	0 0	0 0	0 0	0 0	2 2	2 2	0.00 0.000								

Batter	1	2	3	4	5	6	7	8	9	AB	R	H	RBI	BB	SO	LOB	TOP			
Lenny Randle, S (1.5) OBP: 0.379, SLG: 0.399	F7		F9		6-3			1B		4	0	1	0	0	0	1	<p>New York Mets @ Montreal Expos</p> <p>Olympic Stadium, Montreal, QB</p> <p>Tue Sep 13 1977, 7:05 PM EDT</p> <p>Att: 7,675 - Unknown</p>			
Lee Mazzilli, S (1.8) OBP: 0.336, SLG: 0.331	HR		1B		G3			F8		3	2	1	1	1	0	1				
Bruce Boicclair, L (1.9) OBP: 0.368, SLG: 0.416	K		1B		K			F8		3	1	0	0	1	2	1				
Paul Siebert, L (8.1)	K		1B		K			F8		0	0	0	0	0	0	0				
Steve Henderson, R (1.7) OBP: 0.375, SLG: 0.493	1-3		1B		K			F8		4	0	1	2	0	1	1				
John Milner, L (1.3) OBP: 0.362, SLG: 0.431	K		1B		3-1			P6		4	0	1	1	0	1	0				
John Stearns, R (1.2) OBP: 0.374, SLG: 0.422	K		F5		F3			HR		4	1	1	1	0	1	2				
Joel Youngblood, R (1.4) OBP: 0.281, SLG: 0.280	1-3		F7		K			K		4	0	0	0	0	2	0				
Doug Flynn, R (1.6) OBP: 0.238, SLG: 0.250			F8		F4-3			L3		2	1	0	0	1	0	0				
Ron Hodges, L (9. PH) OBP: 0.306, SLG: 0.314			F9		F8					1	0	0	0	0	0	0				
Roy Lee Jackson, R (1.1)			SH3-4		F3					1	0	0	0	0	0	0				
Rick Baldwin, L (6.1) OBP: 0.308, SLG: 0.300			1B		5-3					1	0	0	0	0	0	0				
Pepe Miazza, R (7. PH)			1B							1	0	0	0	0	0	0				
Bob Apodaca, R (7.1) OBP: 0.309, SLG: 0.320			1B							0	0	0	0	0	0	0				
Skip Lockwood, R (8.1) OBP: 0.309, SLG: 0.320			1-2							0	0	0	0	0	0	0				
Mike Vail, R (8.9) OBP: 0.312, SLG: 0.408										0	0	0	0	0	0	0				
Inning Stats	R: 1 E: 0 K: 1 S: 6	H: 1 LOB: 0 BB: 0 P: 6	R: 0 E: 0 K: 2 S: 7	H: 0 LOB: 0 BB: 0 P: 7	R: 3 E: 0 K: 0 S: 5	H: 2 LOB: 2 BB: 3 P: 17	R: 0 E: 0 K: 0 S: 3	H: 0 LOB: 0 BB: 0 P: 3	R: 0 E: 0 K: 1 S: 5	H: 0 LOB: 0 BB: 0 P: 5	R: 0 E: 0 K: 1 S: 5	H: 0 LOB: 0 BB: 0 P: 5	R: 0 E: 0 K: 0 S: 4	H: 1 LOB: 1 BB: 0 P: 4	R: 1 E: 0 K: 1 S: 6	H: 1 LOB: 0 BB: 0 P: 6	1B: 3 2B: 0 3B: 0 HR: 2	SF: 0 SAC: 1 DP: 0 HBP: 0	WP: 0 PB: 0 SB: 0 CS: 0	PA: 35
PITCHER	IP WLS BF H R ER SO BB IBB HBP BLK WP HR S P ERA WHIP																			
Steve Rogers, R (1.1) ERA: 3.01	8.0 W 31 4 4 4 6 3 0 0 0 0 1 40 52 4.50 0.875																			
Don Stanhouse, R (9.1) ERA: 3.67	1.0 4 1 1 1 1 0 0 0 0 0 1 6 6 9.00 1.000																			

AB	31
R	5
H	5
RBI	5
BB	3
SO	7
LOB	6



Batter	1	2	3	4	5	6	7	8	9	AB	R	H	RBI	BB	SO	LOB	BOTTOM			
Dave Cash, R (1.4) OBP: 0.347, SLG: 0.370	F8		F8		E			SH		4	1	2	1	0	0	0	<p>New York Mets @ Montreal Expos</p> <p>Olympic Stadium, Montreal, QB</p> <p>Tue Sep 13 1977, 7:05 PM EDT</p> <p>Att: 7,675 - Unknown</p>			
Stan Paol, R (1.5) OBP: 0.353, SLG: 0.588	K				K			1B		5	1	2	2	0	2	2				
Andre Dawson, R (1.8) OBP: 0.321, SLG: 0.460	E		F6		5-3			F6-3		4	0	0	0	1	1	3				
Tony Perez, R (1.3) OBP: 0.367, SLG: 0.481	F9		K					1B		5	0	3	1	0	1	3				
Del Unser, L (8. PR) OBP: 0.330, SLG: 0.458	F9		K					1B		0	0	0	0	0	0	0				
Ellis Valentine, R (1.9) OBP: 0.346, SLG: 0.525			F4		K			1B		4	0	1	0	1	1	4				
Sam Mejias, R (8. PR) OBP: 0.255, SLG: 0.402			2B					1B		0	0	0	0	0	0	0				
Gary Carter, R (1.2) OBP: 0.342, SLG: 0.496					P5			5-3		4	1	1	0	1	0	5				
Jose Morales, R (9.2) OBP: 0.233, SLG: 0.299					HR			5-3		0	0	0	0	0	0	0				
Warren Cromartie, L (1.7) OBP: 0.319, SLG: 0.355					HR			1B		4	2	2	2	0	0	5				
Don Stanhouse, R (9.1) OBP: 0.239, SLG: 0.273					HR			1B		0	0	0	0	0	0	0				
Chris Speier, R (1.6) OBP: 0.316, SLG: 0.328					F9			1B		4	1	1	0	0	1	3				
Pepe Frias, R (8. PR) OBP: 0.250, SLG: 0.267					F9			1B		0	1	0	0	0	0	0				
Steve Rogers, R (1.1) OBP: 0.133, SLG: 0.093					F6-3			1B		2	0	0	0	0	1	2				
Jerry White, S (8. PH) OBP: 0.500, SLG: 0.500					F6-3			1B		1	1	1	1	0	0	0				
Inning Stats	R: 0 E: 0 K: 1 S: 5	H: 0 LOB: 1 BB: 1 P: 9	R: 0 E: 0 K: 2 S: 8	H: 1 LOB: 2 BB: 1 P: 12	R: 0 E: 1 K: 1 S: 7	H: 1 LOB: 2 BB: 0 P: 7	R: 2 E: 0 K: 1 S: 7	H: 2 LOB: 1 BB: 1 P: 11	R: 0 E: 0 K: 0 S: 4	H: 1 LOB: 1 BB: 0 P: 5	R: 0 E: 1 K: 1 S: 6	H: 1 LOB: 1 BB: 0 P: 6	R: 0 E: 1 K: 0 S: 6	H: 1 LOB: 3 BB: 0 P: 10	R: 5 E: 1 K: 0 S: 10	H: 6 LOB: 3 BB: 0 P: 10	1B: 8 2B: 3 3B: 1 HR: 1	SF: 0 SAC: 2 DP: 1 HBP: 1	WP: 0 PB: 0 SB: 3 CS: 0	PA: 43
PITCHER	IP WLS BF H R ER SO BB IBB HBP BLK WP HR S P ERA WHIP																			
Roy Lee Jackson, R (1.1) ERA: 4.76	5.2 28 1 0 0 0 3 0 0 0 0 0 1 36 4.76 1.588																			
Rick Baldwin, R (6.1) ERA: 4.53	0.1 1 0 0 0 0 0 0 0 0 0 0 1 1 0.00 0.000																			
Bob Apodaca, R (7.1) ERA: 3.5	1.0 L 7 4 3 3 1 0 0 0 0 0 0 0 9 9 27.00 4.000																			
Skip Lockwood, R (8.1) ERA: 3.02	0.2 6 3 2 1 0 0 0 0 0 0 0 0 6 6 13.50 4.500																			
Paul Siebert, L (8.1) ERA: 3.33	0.1 1 0 0 0 0 0 0 0 0 0 0 0 1 1 0.00 0.000																			

AB	37
R	8
H	13
RBI	7
BB	3
SO	7
LOB	27



Batter	1	2	3	4	5	6	7	8	9	10	11	12	AB	R	H	RBI	BB	SO	LOB	TOP
Ivan De Jesus, R OBP: 0.324, SLG: 0.344 (1.6)	E6 FC1-5-6 6-3	FC6-4 1-2		1-3					G3		P6		6	0	1	0	0	0	5	
Larry Bittner, L OBP: 0.340, SLG: 0.423 (1.7)	6-3			HR					G3		F8	SH1 1B	6	1	2	1	0	0	2	
Bill Buckner, L OBP: 0.329, SLG: 0.449 (1.3)	FC1-5-6 1B		4-3		4-3				3-1		K	SH1	5	0	0	0	0	1	2	
Bobby Murcer, L OBP: 0.366, SLG: 0.460 (1.9)				S BB					F9		F9	FC3-6 1B	4	0	1	0	2	1	0	
Steve Ontiveros, S OBP: 0.384, SLG: 0.424 (1.5)	L9		6-3						1-3		6-3	K	6	0	0	0	0	1	5	
Greg Gross, L OBP: 0.369, SLG: 0.446 (1.8)			4-3 1B	2B	FC5-4 1B				F7		F8	FC3-6 1-2	4	1	1	0	2	0	2	
Manny Trillo, R OBP: 0.334, SLG: 0.379 (1.4)			4-3	FC5-4 1-2					4-3		E6 BB		5	0	0	0	0	1	4	
Mike Gordon, S (1.2)			1-3										3	0	0	0	1	0	2	
Joe Wallis, S OBP: 0.400, SLG: 0.418 (9, PR)			6-3										0	0	0	0	0	0	0	
Steve Swisher, R OBP: 0.246, SLG: 0.304 (9, 2)											BB	1B	0	0	0	0	1	0	0	
Mike Krukow, R OBP: 0.320, SLG: 0.320 (7, 1)													3	0	1	1	0	1	0	
Paul Reuschel, R OBP: 0.337, SLG: 0.421 (9, PR)													0	0	0	0	0	0	0	
Bruce Sutter, R OBP: 0.310, SLG: 0.311 (9, 1)													1	0	0	0	0	0	1	
Jose Cardenal, R OBP: 0.281, SLG: 0.334 (1, PR)													0	0	0	0	1	0	0	
Dave Giusti, R (1, 1)													0	0	0	0	0	0	0	
Inning Stats	R: 0 E: 1 K: 0 S: 5	H: 1 LOB: 2 BB: 0 P: 5	R: 1 E: 0 K: 0 S: 5	H: 2 LOB: 1 BB: 0 P: 5	R: 1 E: 0 K: 1 S: 8	H: 1 LOB: 2 BB: 2 P: 18	R: 0 E: 0 K: 1 S: 6	H: 0 LOB: 0 BB: 0 P: 7	R: 0 E: 0 K: 1 S: 3	H: 0 LOB: 1 BB: 1 P: 9	R: 0 E: 0 K: 1 S: 5	H: 0 LOB: 0 BB: 0 P: 5	R: 0 E: 1 K: 0 S: 4	H: 0 LOB: 3 BB: 2 P: 12	R: 0 E: 0 K: 1 S: 6	H: 1 LOB: 2 BB: 1 P: 10	1B: 3 2B: 1 3B: 1 HR: 1	SF: 0 SAC: 1 DP: 0 HBP: 0	WP: 0 PB: 0 SB: 1 CS: 0	PA: 51
PITCHER	IP WLS BF H R ER SO BB IBB HBP BLK WP HR S P ERA WHIP	PITCHER																		
Hal Dues, R ERA: 2.19 (1, 1)	6.1 28 5 2 2 2 2 2 0 0 0 0 0 0 2 2 0.00 1.105																			
Will McEneaney, L ERA: 4.03 (7, 1)	0.2 2 0 0 0 0 0 0 0 0 0 0 0 0 2 2 0.00 0.000																			
Joe Kerrigan, R ERA: 3.26 (8, 1)	2.0 7 0 0 0 2 1 0 0 0 0 0 0 10 14 0.00 0.500																			
Don Stanhouse, R ERA: 3.62 (10, 1)	2.0 9 0 0 0 1 1 1 0 0 0 0 0 10 19 0.00 0.500																			
Bill Atkinson, R ERA: 3.59 (12, 1)	1.0 W 5 1 0 0 1 0 1 0 0 0 0 0 6 10 0.00 1.000																			

Chicago Cubs @ Montreal Expos
Olympic Stadium, Montreal, QB
Wed Sep 14 1977, 7:05 PM EDT
Att: 5,235 - Unknown - 42 F

AB 43
R 2
H 6
RBI 2
BB 7
SO 6
LOB 23



Batter	1	2	3	4	5	6	7	8	9	10	11	12	AB	R	H	RBI	BB	SO	LOB	BOTTOM								
Dave Cash, R OBP: 0.345, SLG: 0.368 (1.4)	P4		K		L9				K			FC3-6 1B	6	0	1	0	0	3	5									
Stan Papi, R OBP: 0.261, SLG: 0.435 (1.5)	L9		6-3			5-3			L7		K	FC3-6 3B	6	1	0	0	0	1	1									
Andre Dawson, R OBP: 0.321, SLG: 0.463 (1.8)					5-3	5-3			G3		1-3		6	0	2	1	0	0	0									
Tony Perez, R OBP: 0.368, SLG: 0.479 (1.3)						F3			1-3		F7		4	0	1	0	1	0	0									
Ellis Valentine, R OBP: 0.344, SLG: 0.523 (1, 9)													2	0	0	0	0	1	3									
Del Unser, L OBP: 0.335, SLG: 0.461 (6, 9)													1	1	1	0	1	0	0									
Pepe Frias, R OBP: 0.250, SLG: 0.267 (9, PR)													0	0	0	0	0	0	1									
Sam Mejias, R OBP: 0.253, SLG: 0.398 (10, 9)													1	0	0	0	0	1	0									
Gary Carter, R OBP: 0.344, SLG: 0.496 (1, 2)			6-3		5-3				SH1-4 1B				4	1	2	0	1	0	1									
Warren Cromartie, L OBP: 0.319, SLG: 0.395 (1, 7)			G3						SH1-4 1B				3	0	1	0	1	1	0									
Chris Speier, R OBP: 0.317, SLG: 0.329 (1, 6)			4-3						SF8				3	0	1	1	1	1	2									
Hal Dues, R (1, 1)													1	0	0	0	0	0	0									
Will McEneaney, L ERA: 4.7 (7, 1)													0	0	0	0	0	0	0									
Jerry White, S OBP: 0.200, SLG: 0.400 (7, PR)													1	0	0	0	0	1	2									
Joe Kerrigan, R (8, 1)													0	0	0	0	0	0	0									
Jose Morales, R OBP: 0.200, SLG: 0.204 (8, PR)													1	0	0	0	0	0	1									
Don Stanhouse, R ERA: 1.29 (10, 1)													0	0	0	0	0	0	0									
Paul Reuschel, R OBP: 0.281, SLG: 0.360 (11, PR)													1	0	0	0	0	0	2									
Bill Atkinson, L OBP: 0.200, SLG: 0.200 (12, 1)													0	0	0	0	0	0	0									
Inning Stats	R: 0 E: 0 K: 0 S: 7	H: 1 LOB: 2 BB: 1 P: 13	R: 0 E: 0 K: 0 S: 3	H: 0 LOB: 0 BB: 0 P: 3	R: 0 E: 0 K: 1 S: 8	H: 0 LOB: 0 BB: 0 P: 7	R: 0 E: 0 K: 1 S: 7	H: 1 LOB: 1 BB: 0 P: 9	R: 0 E: 0 K: 1 S: 9	H: 1 LOB: 1 BB: 0 P: 10	R: 0 E: 0 K: 0 S: 3	H: 0 LOB: 0 BB: 0 P: 3	R: 2 E: 0 K: 2 S: 11	H: 2 LOB: 1 BB: 1 P: 15	R: 0 E: 0 K: 0 S: 3	H: 0 LOB: 0 BB: 0 P: 3	R: 0 E: 0 K: 2 S: 12	H: 1 LOB: 3 BB: 2 P: 20	R: 0 E: 0 K: 1 S: 5	H: 0 LOB: 0 BB: 0 P: 5	R: 0 E: 0 K: 0 S: 11	H: 1 LOB: 2 BB: 1 P: 15	R: 1 E: 0 K: 0 S: 3	H: 2 LOB: 1 BB: 0 P: 3	1B: 8 2B: 0 3B: 1 HR: 0	SF: 1 SAC: 2 DP: 0 HBP: 0	WP: 0 PB: 0 SB: 3 CS: 0	PA: 48
PITCHER	IP WLS BF H R ER SO BB IBB HBP BLK WP HR S P ERA WHIP	PITCHER																										
Mike Krukow, R ERA: 4.7 (7, 1)	6.0 25 5 2 2 3 2 0 0 0 0 0 0 0 37 51 3.00 1.167																											
Paul Reuschel, R ERA: 3.74 (7, 1)	2.0 6 0 0 0 2 0 0 0 0 0 0 0 12 12 0.00 0.000																											
Bruce Sutter, R ERA: 1.29 (9, 1)	2.0 9 1 0 0 3 1 1 0 0 0 0 0 17 25 0.00 1.000																											
Dave Giusti, R ERA: 3.3 (11, 1)	1.1 L 8 3 1 1 2 1 0 0 0 0 0 0 14 18 6.75 3.000																											

Chicago Cubs @ Montreal Expos
Olympic Stadium, Montreal, QB
Wed Sep 14 1977, 7:05 PM EDT
Att: 5,235 - Unknown - 42 F

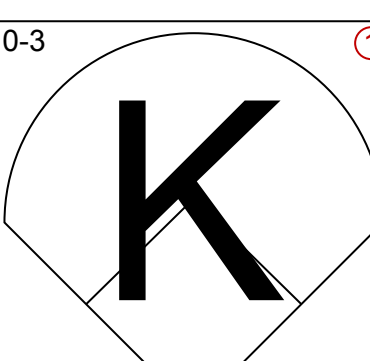
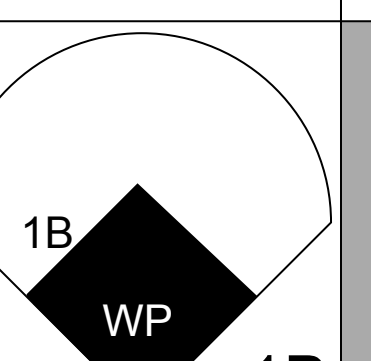
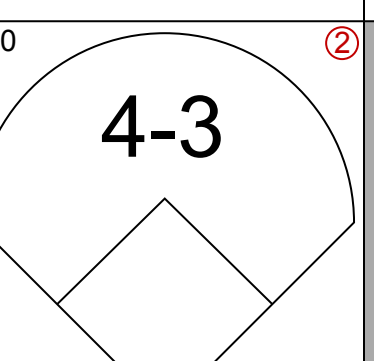
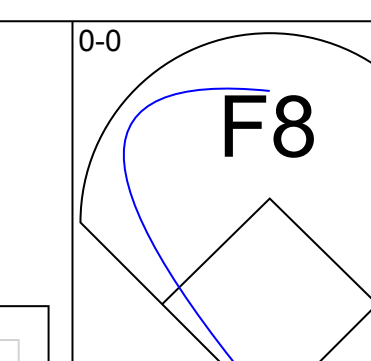
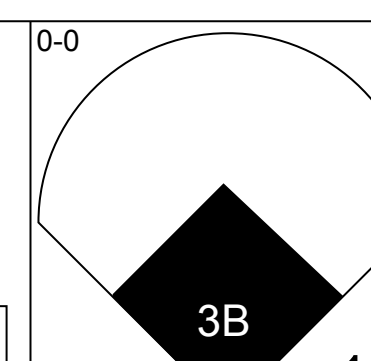
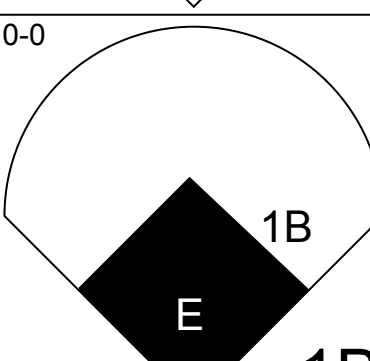
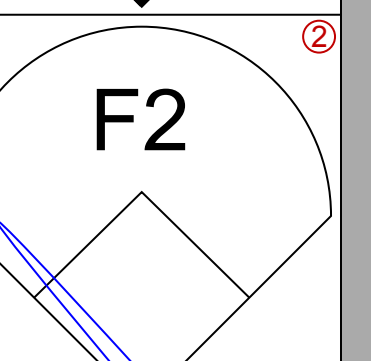
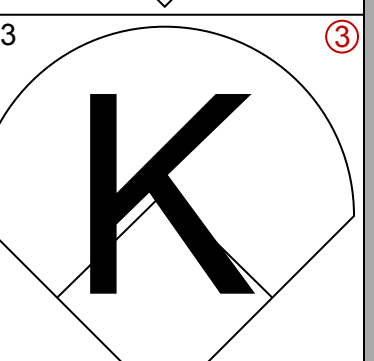
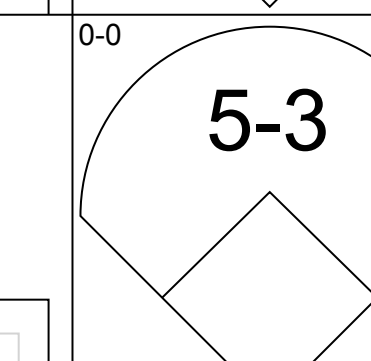
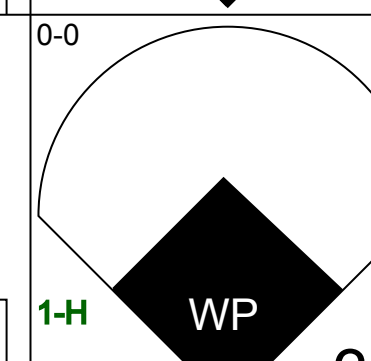
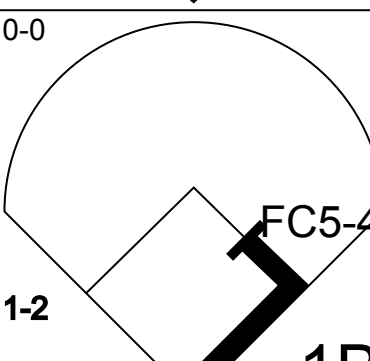
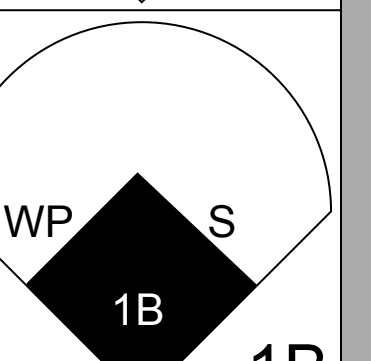
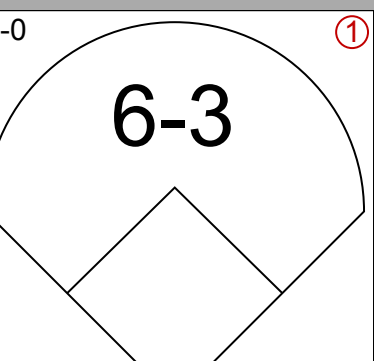
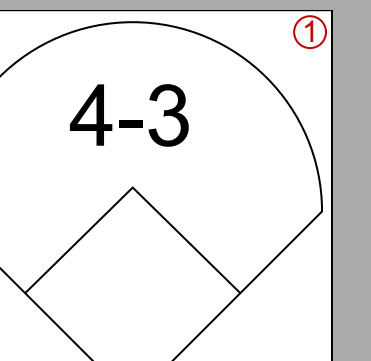
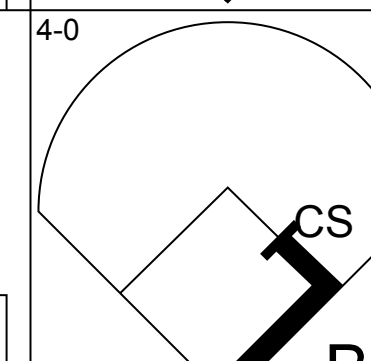
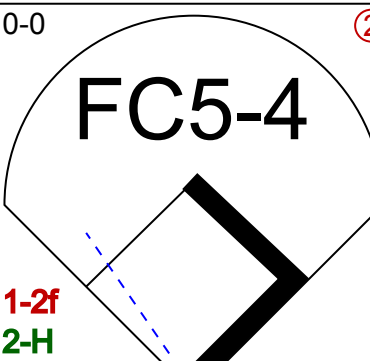
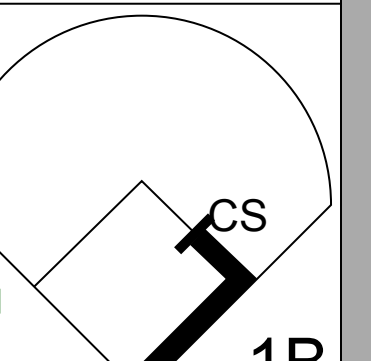
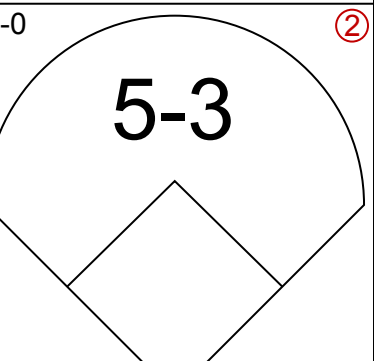
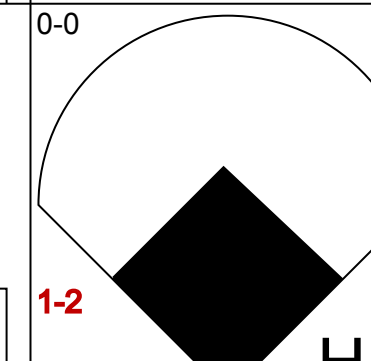
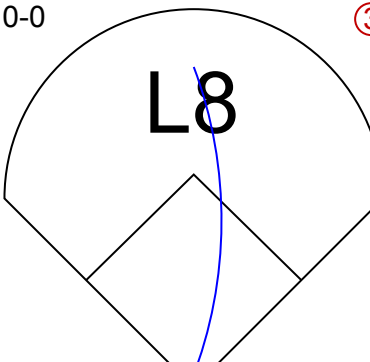
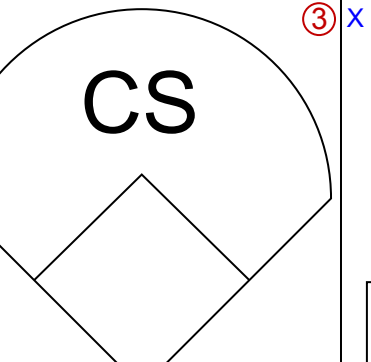
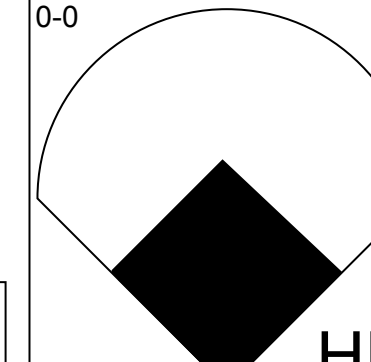
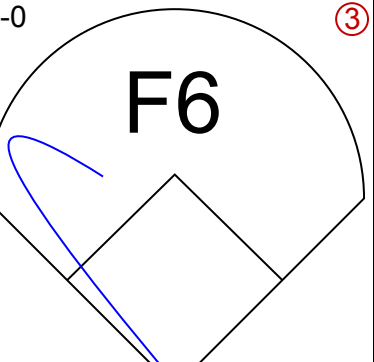
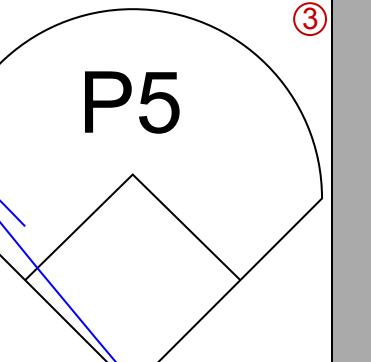
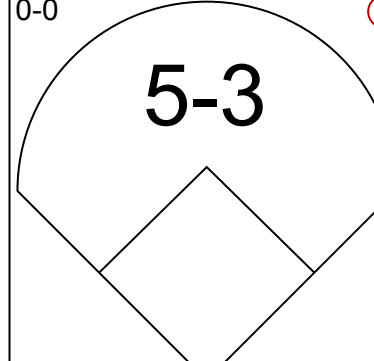
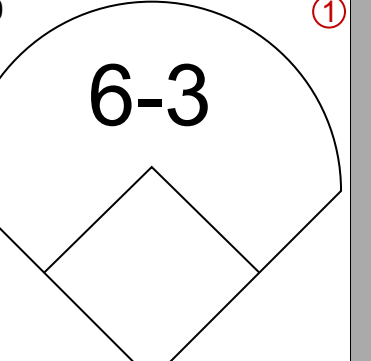
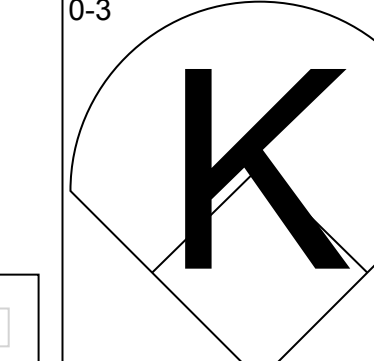
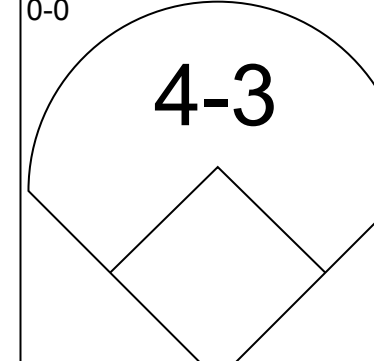
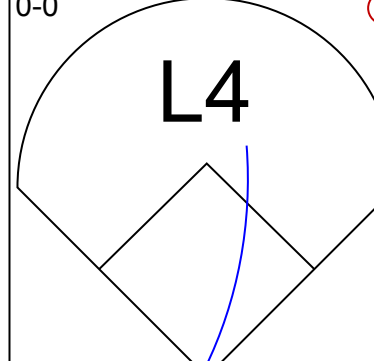
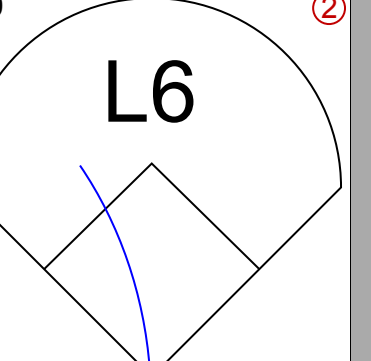
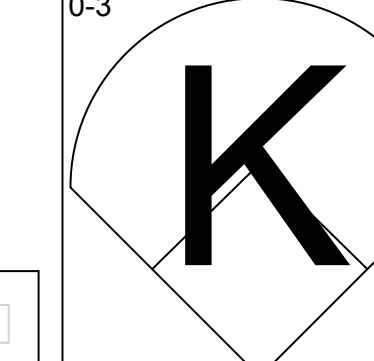
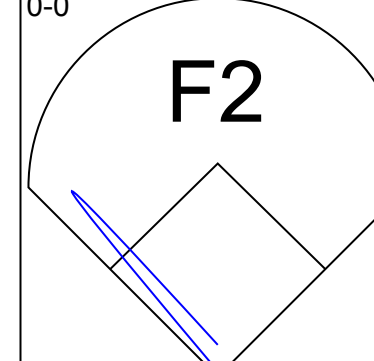
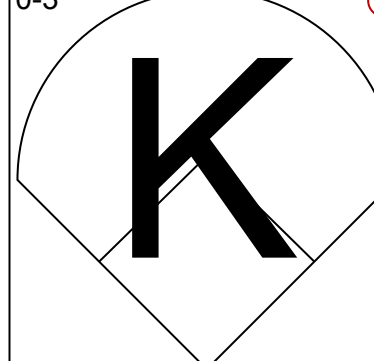
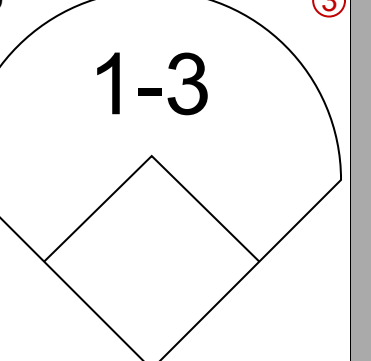
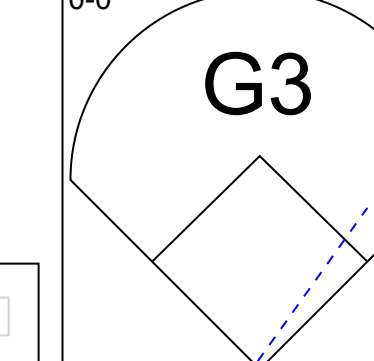
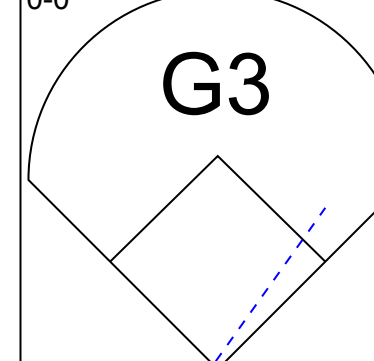




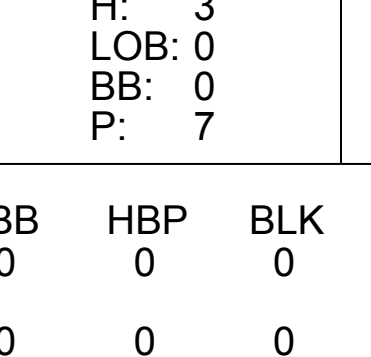
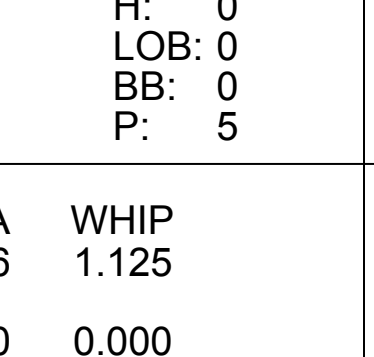
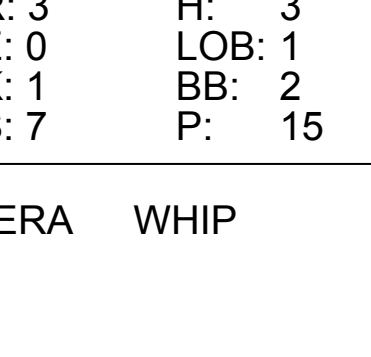



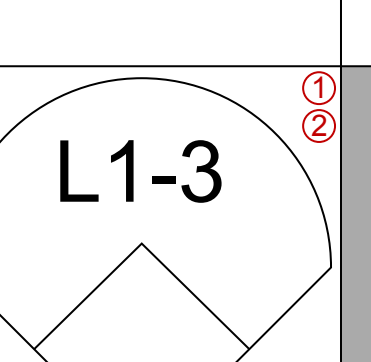


AB 40
R 3
H 9
RBI 2
BB 5
SO 10
LOB 19



Batter	1	2	3	4	5	6	7	8	9	AB	R	H	RBI	BB	SO	LOB	TOP					
Frank Taveras, R OBP: 0.312, SLG: 0.335	F4	4-3				F2				5	1	2	0	0	0	0	Pittsburgh Pirates @ Montreal Expos Olympic Stadium, Montreal, QB Sat Sep 17 1977, 7:05 PM EDT Att: 12,674 - Unknown					
Phil Garner, R OBP: 0.322, SLG: 0.439	2B		6-3		6-3	1B		6-3		4	2	2	0	1	0	2						
Dave Parker, L OBP: 0.398, SLG: 0.536	2B		K		4-3			6-3		5	0	2	1	0	1	3						
Bill Robinson, R OBP: 0.338, SLG: 0.530	FC6-5-4		6-3		1B			K		5	2	1	2	0	1	3						
Al Oliver, L OBP: 0.347, SLG: 0.463	1B		F7		2B			4-3		4	1	1	0	1	0	2						
Ed Ott, L OBP: 0.341, SLG: 0.387	1B		L7		2B			F8		4	0	1	1	1	1	0						
Ken Macha, R OBP: 0.311, SLG: 0.345										4	0	3	2	0	0	0						
Mario Mendoza, R OBP: 0.238, SLG: 0.247	1B				2B					0	0	0	0	0	0	0						
Omar Moreno, L OBP: 0.301, SLG: 0.374		4-3			F7			K		3	0	0	0	1	1	1						
Jerry Reuss, L OBP: 0.237, SLG: 0.200										0	0	0	0	0	0	0						
Ed Whitson, R OBP: 0.227, SLG: 0.273		6-3			K			4-3		3	0	0	0	0	2	4						
Inning Stats	R: 2 E: 0 K: 0 S: 5	H: 3 LOB: 2 BB: 2 P: 13	R: 0 E: 0 K: 0 S: 3	H: 0 LOB: 0 BB: 0 P: 3	R: 0 E: 0 K: 1 S: 6	H: 1 LOB: 1 BB: 0 P: 6	R: 0 E: 0 K: 1 S: 6	H: 1 LOB: 1 BB: 0 P: 6	R: 3 E: 0 K: 1 S: 9	H: 4 LOB: 3 BB: 2 P: 17	R: 1 E: 0 K: 1 S: 7	H: 2 LOB: 1 BB: 0 P: 7	R: 0 E: 0 K: 2 S: 7	H: 0 LOB: 0 BB: 0 P: 7	R: 0 E: 0 K: 0 S: 4	H: 1 LOB: 0 BB: 0 P: 4	R: 0 E: 0 K: 0 S: 3	H: 0 LOB: 0 BB: 0 P: 3	1B: 5 2B: 7 3B: 0 HR: 0	SF: 0 SAC: 0 DP: 0 HBP: 0	WP: 0 PB: 0 SB: 3 CS: 0	PA: 42
PITCHER	IP	WLS	BF	H	R	ER	SO	BB	IBB	HBP	BLK	WP	HR	S	P	ERA	WHIP					
Larry Landreth, R ERA: 12.0	4.2	L	24	8	5	5	2	2	1	0	0	0	0	25	37	9.64	2.143					
Jackie Brown, R ERA: 4.48	1.0		7	3	1	1	2	0	1	0	0	0	0	10	14	9.00	3.000					
Will McEnaney, L ERA: 3.94	1.1		4	0	0	0	2	0	0	0	0	0	0	8	8	0.00	0.000					
Santo Alcala, R ERA: 4.94	2.0		7	1	0	0	0	0	0	0	0	0	0	7	7	0.00	0.500					


Batter	1	2	3	4	5	6	7	8	9	AB	R	H	RBI	BB	SO	LOB	BOTTOM					
Dave Cash, R OBP: 0.346, SLG: 0.376	F9				2-3					4	0	1	1	0	1	0	Pittsburgh Pirates @ Montreal Expos Olympic Stadium, Montreal, QB Sat Sep 17 1977, 7:05 PM EDT Att: 12,674 - Unknown					
Stan Paol, R OBP: 0.222, SLG: 0.333	F2		3B					F5		3	0	0	0	0	2	1						
Del Unser, L OBP: 0.332, SLG: 0.457			K							1	0	0	0	0	0	0						
Pete Mackanin, R OBP: 0.263, SLG: 0.303					K					0	0	0	0	0	0	0						
Andre Dawson, R OBP: 0.317, SLG: 0.456	P4				G3			F3		4	1	1	0	0	1	0						
Tony Perez, R OBP: 0.367, SLG: 0.485			F9		G3			K		4	0	1	0	0	1	1						
Ellis Valentine, R OBP: 0.345, SLG: 0.525		P3			F3			L4		4	0	0	0	0	0	2						
Gary Carter, R OBP: 0.346, SLG: 0.508								K		4	1	1	1	0	3	1						
Warren Cromartie, L OBP: 0.318, SLG: 0.395					F8			P6		4	0	2	1	0	0	1						
Chris Speier, R OBP: 0.320, SLG: 0.335										2	1	0	0	2	0	1						
Larry Landreth, R ERA: 4.03	5.0	W	22	5	3	3	5	1	1	0	0	0	0	30	38	5.40	1.200					
Ed Whitson, R ERA: 6.48	4.0	S	13	1	0	0	5	0	0	0	0	0	0	23	23	0.00	0.250					
Inning Stats	R: 0 E: 0 K: 0 S: 3	H: 0 LOB: 0 BB: 0 P: 3	R: 0 E: 0 K: 1 S: 5	H: 0 LOB: 0 BB: 0 P: 5	R: 1 E: 0 K: 2 S: 8	H: 1 LOB: 1 BB: 1 P: 12	R: 2 E: 0 K: 0 S: 6	H: 3 LOB: 2 BB: 1 P: 10	R: 0 E: 0 K: 2 S: 7	H: 0 LOB: 0 BB: 0 P: 7	R: 0 E: 0 K: 1 S: 6	H: 1 LOB: 1 BB: 0 P: 6	R: 0 E: 0 K: 2 S: 7	H: 0 LOB: 0 BB: 0 P: 7	R: 0 E: 0 K: 1 S: 5	H: 0 LOB: 0 BB: 0 P: 5	R: 0 E: 0 K: 1 S: 6	H: 1 LOB: 1 BB: 0 P: 6	1B: 3 2B: 0 3B: 3 HR: 0	SF: 0 SAC: 0 DP: 0 HBP: 0	WP: 0 PB: 0 SB: 2 CS: 0	PA: 35
PITCHER	IP	WLS	BF	H	R	ER	SO	BB	IBB	HBP	BLK	WP	HR	S	P	ERA	WHIP					
Jerry Reuss, L ERA: 4.03	5.0	W	22	5	3	3	5	1	1	0	0	0	0	30	38	5.40	1.200					
Ed Whitson, R ERA: 6.48	4.0	S	13	1	0	0	5	0	0	0	0	0	0	23	23	0.00	0.250					

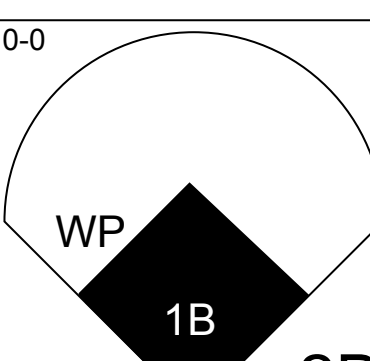
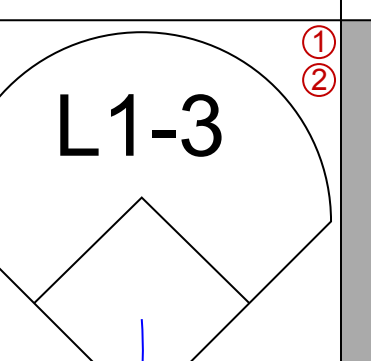
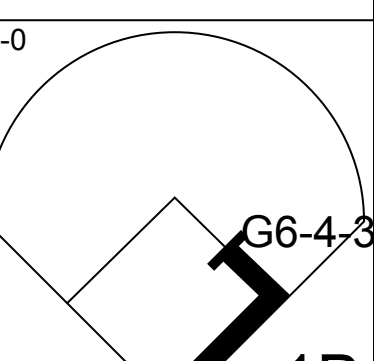
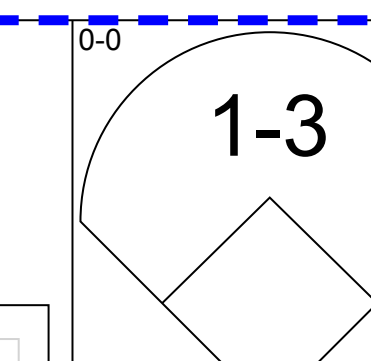
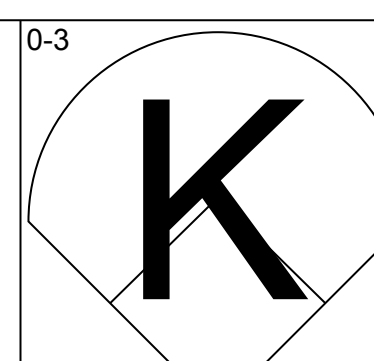
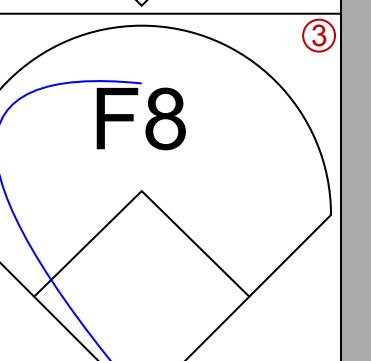
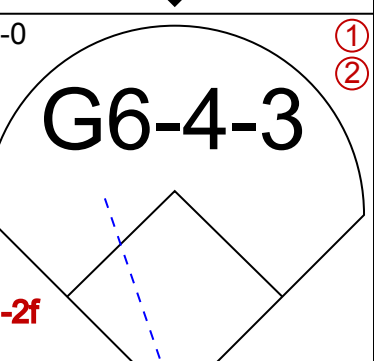
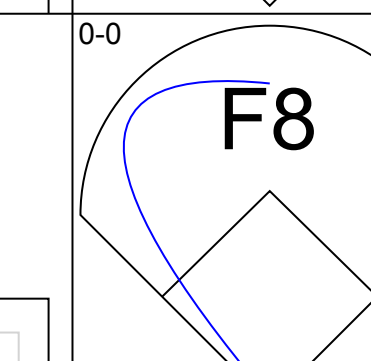
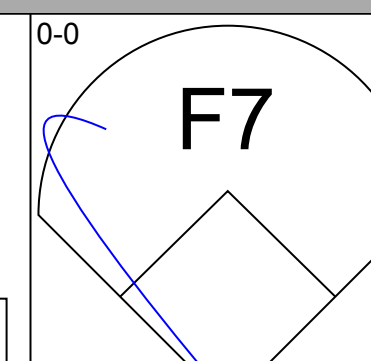
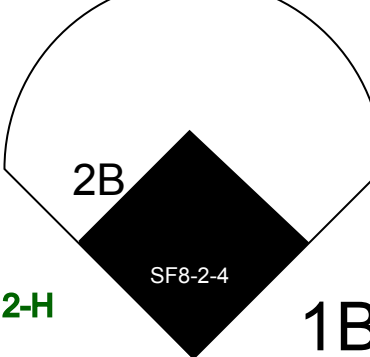
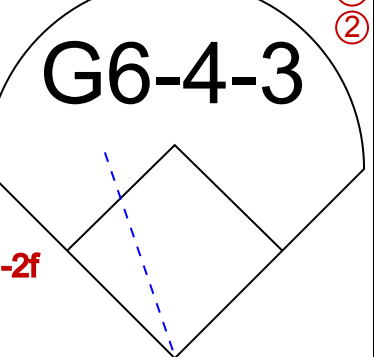
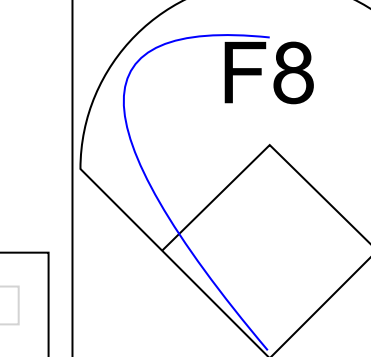
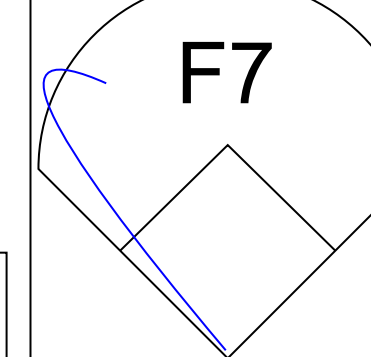
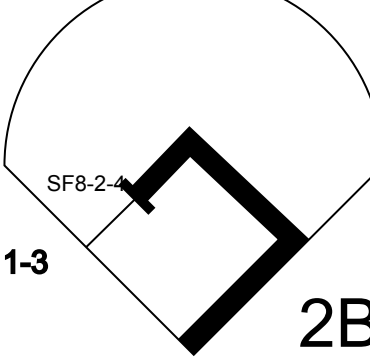
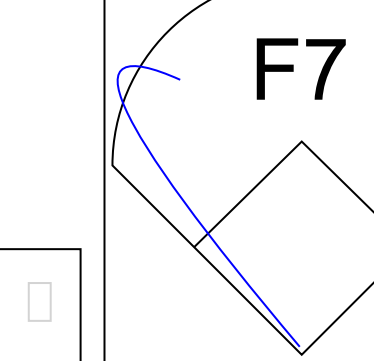
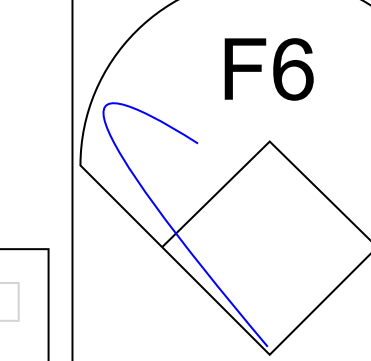
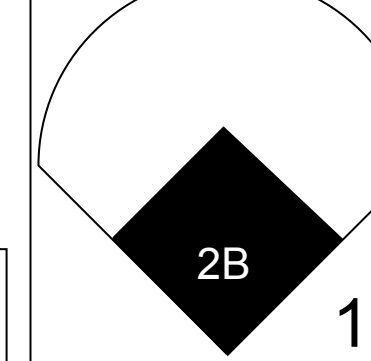
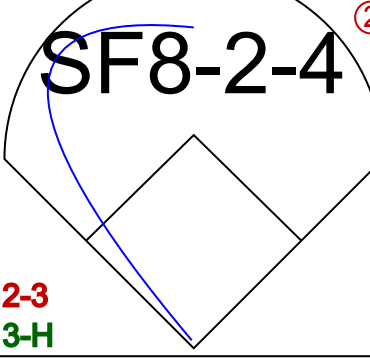
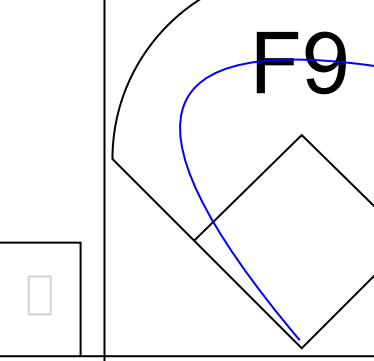

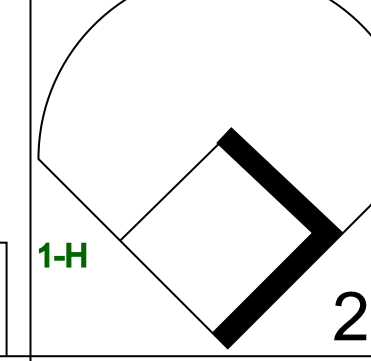
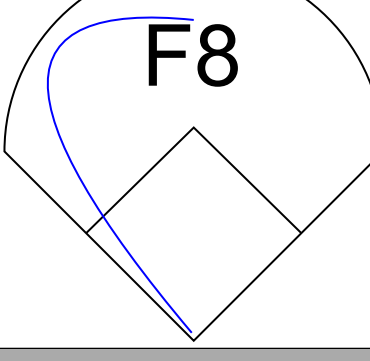
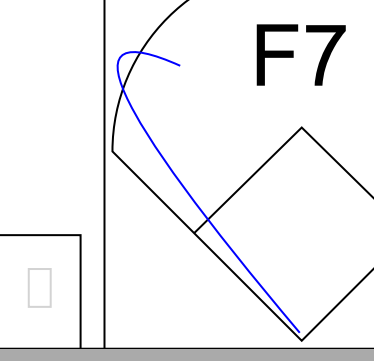

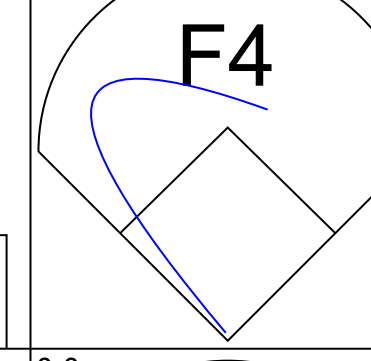



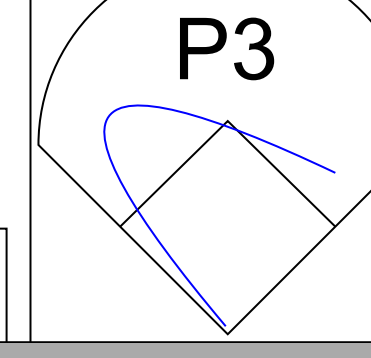
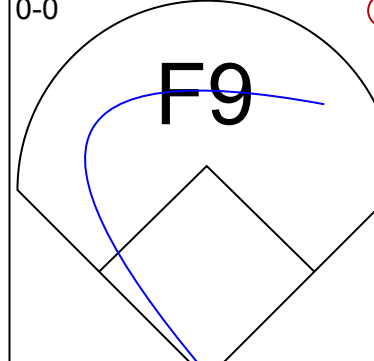
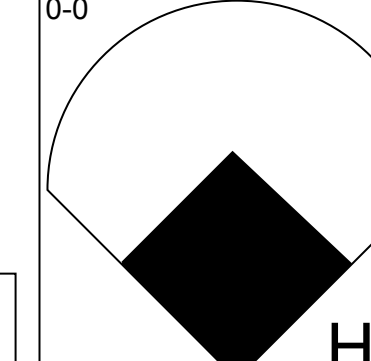

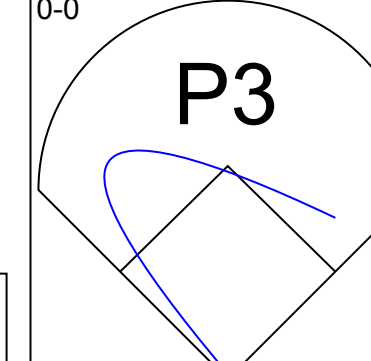
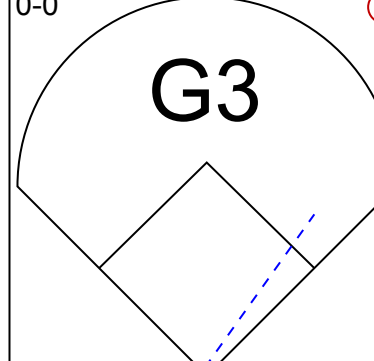
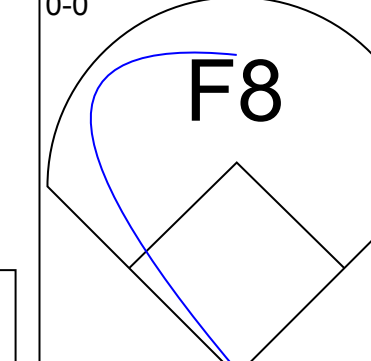
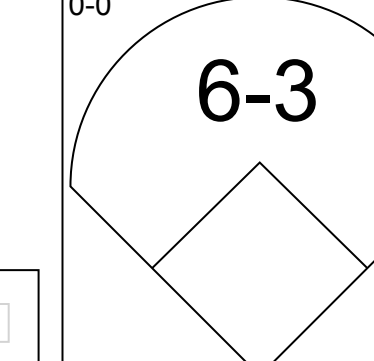
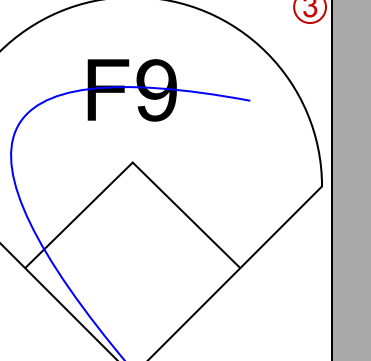
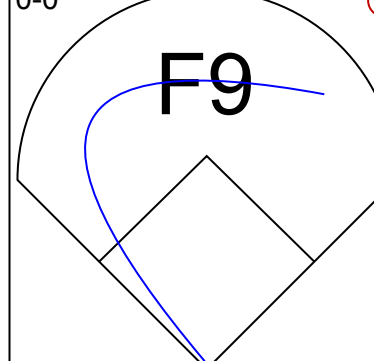
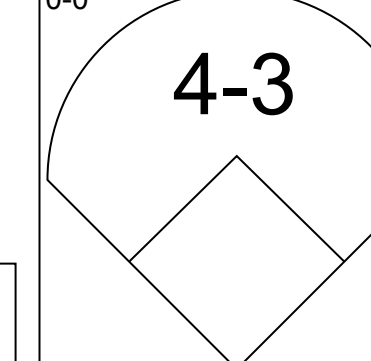
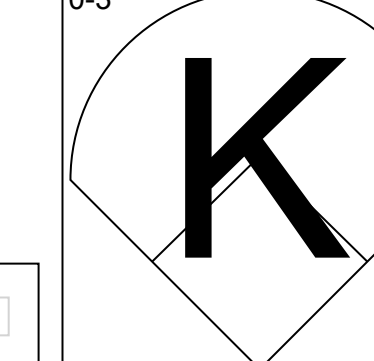
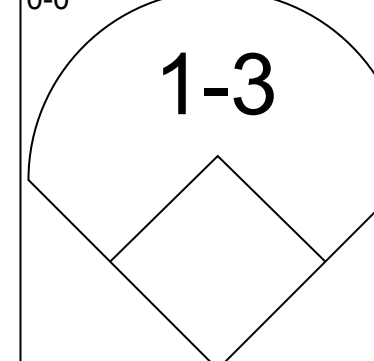
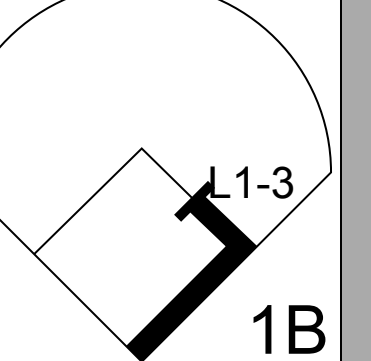
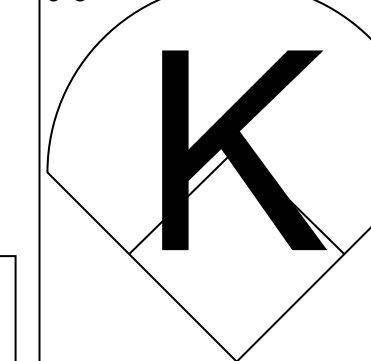
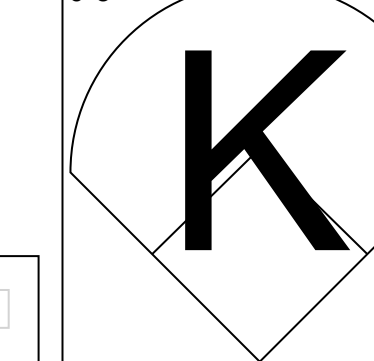
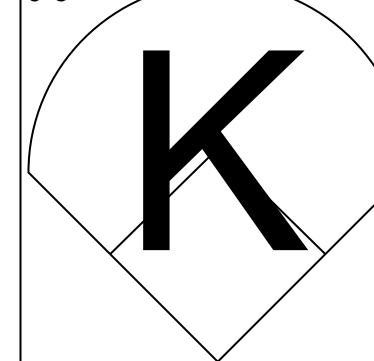
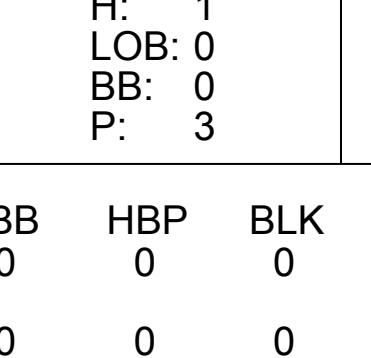
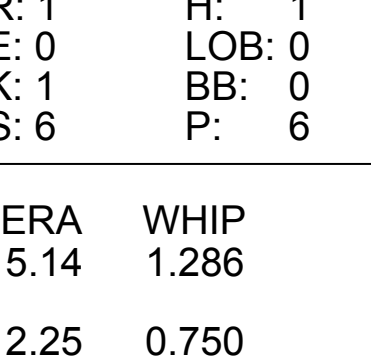
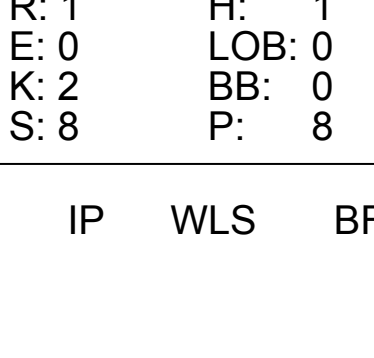
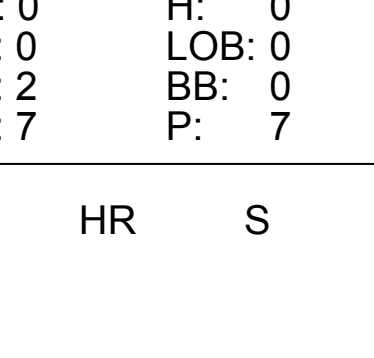


Batter	1	2	3	4	5	6	7	8	9	10	11	AB	R	H	RBI	BB	SO	LOB	TOP						
Frank Taveras, R OBP: 0.313, SLG: 0.335 (1, 6)												5	2	2	0	0	1	0							
Phil Garner, R OBP: 0.323, SLG: 0.442 (1, 4)												5	2	2	1	0	1	1							
Dave Parker, L OBP: 0.399, SLG: 0.535 (1, 9)												4	1	2	0	1	0	0							
Bill Robinson, R OBP: 0.341, SLG: 0.537 (1, 3)												5	1	3	2	0	0	1							
Al Oliver, L OBP: 0.348, SLG: 0.467 (1, 7)												4	1	1	1	1	1	0	1						
Ed Ott, L OBP: 0.335, SLG: 0.380 (1, 2)												5	0	0	0	0	0	1	1						
Ken Macha, R OBP: 0.292, SLG: 0.323 (1, 5)												4	0	0	0	0	0	1	0						
Mario Mendoza, R OBP: 0.238, SLG: 0.247 (11, 5)												0	0	0	0	0	0	0	0						
Omar Moreno, L OBP: 0.299, SLG: 0.371 (1, 8)												4	0	0	0	0	1	0							
Jim Rooker, R OBP: 0.219, SLG: 0.219 (1, 1)												2	0	0	0	0	1	0							
Mike Easter, L OBP: 0.333, SLG: 0.500 (8, PH)												1	0	0	0	0	0	0							
Kent Tekulve, R OBP: 0.250, SLG: 0.250 (8, 1)												1	0	0	0	0	1	0							
Inning Stats	R: 1 E: 1 K: 1 S: 7	H: 2 LOB: 1 BB: 0 P: 7	R: 0 E: 0 K: 1 S: 5	H: 0 LOB: 0 BB: 0 P: 5	R: 2 E: 0 K: 1 S: 7	H: 3 LOB: 0 BB: 0 P: 7	R: 1 E: 0 K: 0 S: 4	H: 1 LOB: 0 BB: 0 P: 4	R: 0 E: 0 K: 1 S: 5	H: 0 LOB: 0 BB: 0 P: 5	R: 0 E: 0 K: 2 S: 7	H: 0 LOB: 0 BB: 0 P: 7	R: 0 E: 0 K: 0 S: 3	H: 0 LOB: 0 BB: 0 P: 3	R: 0 E: 0 K: 0 S: 3	H: 1 LOB: 0 BB: 0 P: 3	R: 0 E: 0 K: 0 S: 3	H: 0 LOB: 0 BB: 0 P: 3	R: 0 E: 0 K: 1 S: 7	H: 3 LOB: 1 BB: 2 P: 15	1B: 7 2B: 0 3B: 1 HR: 2	SF: 0 SAC: 0 DP: 0 HBP: 0	WP: 2 PB: 0 SB: 1 CS: 2	PA: 43	
PITCHER	IP 10.2	WLS L	BF 41	H 10	R 7	ER 6	SO 7	BB 2	IBB 0	HBP 0	BLK 0	WP 2	HR 2	S 53	P 61	ERA 5.06	WHIP 1.125								
Steve Rogers, R ERA: 3.09 (1, 1)																									
Will McEnaney, L ERA: 3.92 (11, 1)	0.1	1	0	0	0	0	0	0	0	0	0	0	0	1	1	0.00	0.000								

Pittsburgh Pirates @ Montreal Expos
Olympic Stadium, Montreal, QB
Sun Sep 18 1977, 3:33 AM EDT
Att: 25,097 - Unknown


AB 40
R 7
H 10
RBI 4
BB 2
SO 7
LOB 4



Batter	1	2	3	4	5	6	7	8	9	10	11	AB	R	H	RBI	BB	SO	LOB	BOTTOM							
Dave Cash, R OBP: 0.346, SLG: 0.378 (1, 4)												5	1	2	0	0	1	1								
Chris Speier, R OBP: 0.319, SLG: 0.334 (1, 6)												4	1	1	1	0	0	1								
Jerry White, S OBP: 0.375, SLG: 0.375 (11, PH)												1	0	0	0	0	0	0								
Andre Dawson, R OBP: 0.320, SLG: 0.459 (1, 8)												5	1	3	0	0	0	0								
Tony Perez, R OBP: 0.367, SLG: 0.487 (1, 3)												4	0	2	2	0	0	0								
Pepe Fias, R OBP: 0.250, SLG: 0.267 (11, PR)												0	0	0	0	0	0	0								
Elis Valentine, R OBP: 0.342, SLG: 0.519 (1, 9)												5	0	0	0	0	2	3								
Gary Carter, R OBP: 0.348, SLG: 0.521 (1, 2)												4	2	2	2	1	0	1								
Warren Cromartie, L OBP: 0.316, SLG: 0.393 (1, 7)												4	0	0	0	0	0	1								
Larry Parrish, R OBP: 0.311, SLG: 0.388 (1, 5)												4	0	0	0	0	1	0								
Steve Rogers, R OBP: 0.100, SLG: 0.100 (1, 1)												4	0	1	0	0	3	0								
Will McEnaney, L (11, 1)												0	0	0	0	0	0	0								
Inning Stats	R: 2 E: 0 K: 0 S: 5	H: 3 LOB: 0 BB: 5 P: 5	R: 0 E: 0 K: 0 S: 3	H: 0 LOB: 0 BB: 0 P: 3	R: 0 E: 0 K: 0 S: 3	H: 1 LOB: 0 BB: 0 P: 3	R: 0 E: 0 K: 0 S: 3	H: 0 LOB: 0 BB: 0 P: 3	R: 1 E: 0 K: 1 S: 6	H: 1 LOB: 0 BB: 0 P: 6	R: 0 E: 0 K: 1 S: 7	H: 3 LOB: 2 BB: 7 P: 7	R: 1 E: 0 K: 2 S: 8	H: 1 LOB: 0 BB: 0 P: 8	R: 0 E: 0 K: 0 S: 3	H: 0 LOB: 0 BB: 0 P: 3	R: 0 E: 0 K: 1 S: 5	H: 0 LOB: 1 BB: 1 P: 9	R: 0 E: 0 K: 2 S: 7	H: 0 LOB: 0 BB: 0 P: 7	R: 1 E: 0 K: 0 S: 5	H: 2 LOB: 1 BB: 0 P: 5	1B: 6 2B: 5 3B: 0 HR: 2	SF: 1 SAC: 0 DP: 3 HBP: 0	WP: 1 PB: 0 SB: 0 CS: 0	PA: 42
PITCHER	IP 7.0	WLS W	BF 27	H 9	R 4	ER 4	SO 4	BB 0	IBB 0	HBP 0	BLK 0	WP 1	HR 2	S 35	P 35	ERA 5.14	WHIP 1.286									
Jim Rooker, L ERA: 3.26 (8, 1)	4.0	W	15	2	1	1	3	1	0	0	0	0	0	0	0	2.25	0.750									
Kent Tekulve, R ERA: 2.94 (8, 1)																										

Pittsburgh Pirates @ Montreal Expos
Olympic Stadium, Montreal, QB
Sun Sep 18 1977, 3:33 AM EDT
Att: 25,097 - Unknown

AB 40
R 5
H 11
RBI 5
BB 1
SO 7
LOB 7



Batter	1	2	3	4	5	6	7	8	9	AB	R	H	RBI	BB	SO	LOB	TOP					
Lou Brock, L OBP: 0.318, SLG: 0.352 (1, 7)	F7		K			4-3	FC6-4			4	0	0	0	0	1	1						
Jerry Mumphrey, S OBP: 0.365, SLG: 0.406 (1, 8)	K		5-3			WP S BB		3-1		3	0	0	0	1	1	0						
Garry Templeton, S OBP: 0.333, SLG: 0.441 (1, 6)	P6			4-3		K		P5		4	0	0	0	0	1	1						
Keith Hernandez, L OBP: 0.385, SLG: 0.470 (1, 3)		CS 1B		4-3		BB BB		F7		3	0	1	0	1	0	0						
Jim Dwyer, L OBP: 0.538, SLG: 0.545 (1, 9)		E SF7 1B		K		CS-6-4 BB			K	3	1	1	0	1	2	0						
Ken Reitz, R OBP: 0.296, SLG: 0.419 (1, 5)	E9				F5	FC5-6-4		P4		4	0	1	0	0	0	3						
Dave Rader, L OBP: 0.293, SLG: 0.374 (1, 2)	SF7				HR		6-3	5-3		3	1	1	2	0	0	0						
Mike Phillips, L OBP: 0.253, SLG: 0.253 (1, 4)	K				K		4-3			3	0	0	0	0	2	1						
John Ureia, R OBP: 0.314, SLG: 0.143 Rawly Eastwick, R OBP: 0.333, SLG: 0.273 Dane Long, L OBP: 0.279, SLG: 0.255 Butch Metzger, R OBP: 0.279, SLG: 0.255 (1, 1)			G3		K					2	0	0	0	0	1	0						
Inning Stats	R: 0 E: 0 K: 1 S: 5	H: 0 LOB: 0 BB: 0 P: 5	R: 1 E: 1 K: 1 S: 7	H: 3 LOB: 1 BB: 0 P: 7	R: 0 E: 0 K: 1 S: 5	H: 0 LOB: 0 BB: 0 P: 5	R: 0 E: 0 K: 1 S: 5	H: 0 LOB: 0 BB: 0 P: 5	R: 1 E: 0 K: 2 S: 8	H: 1 LOB: 0 BB: 0 P: 8	R: 0 E: 0 K: 1 S: 5	H: 0 LOB: 3 BB: 3 P: 17	R: 0 E: 0 K: 0 S: 3	H: 0 LOB: 1 BB: 1 P: 7	R: 0 E: 0 K: 0 S: 3	H: 0 LOB: 0 BB: 0 P: 3	R: 0 E: 0 K: 1 S: 5	H: 0 LOB: 0 BB: 0 P: 5	1B: 3 2B: 0 3B: 0 HR: 1	SF: 1 SAC: 0 DP: 0 HBP: 0	WP: 1 PB: 0 SB: 1 CS: 1	PA: 34
PITCHER Wayne Twitchell, R ERA: 4.29 (1, 1)	IP: 9.0 WLS: W BF: 34 H: 4 R: 2 ER: 1 SO: 8 BB: 4 IBB: 0 HBP: 0 BLK: 0 WP: 1 HR: 1 S: 46 P: 62 ERA: 1.00 WHIP: 0.889															PITCHER						

St. Louis Cardinals @ Montreal Expos
Olympic Stadium, Montreal, QB
Wed Sep 21 1977, 7:05 PM EDT
Unknown

AB 29
R 2
H 4
RBI 2
BB 4
SO 8
LOB 6



Batter	1	2	3	4	5	6	7	8	9	AB	R	H	RBI	BB	SO	LOB	BOTTOM					
Dave Cash, R OBP: 0.347, SLG: 0.382 (1, 4)	4-3 E 2B		F9			F8				4	1	2	1	0	0	3						
Chris Speier, R OBP: 0.317, SLG: 0.331 (1, 6)	4-3		5-3		2H 2B		1-3			4	0	0	0	0	0	2						
Andre Dawson, R OBP: 0.322, SLG: 0.459 (1, 8)	2-3 E S 1B		6-3			E S FC1-4 1B	K			4	1	2	0	0	1	0						
Tony Perez, R OBP: 0.365, SLG: 0.484 (1, 3)	K			5-3		F8	K			4	0	0	0	0	2	2						
Del Unser, L OBP: 0.331, SLG: 0.452 (1, 9)	3-1			F8		FC1-4 BB		F7		3	0	0	0	1	0	1						
Gary Carter, R OBP: 0.346, SLG: 0.516 (1, 2)		6-3		F8		FC1-4 2B		P6		4	1	0	1	0	0	1						
Warren Cromartie, L OBP: 0.317, SLG: 0.395 (1, 7)		4-3			DI 2B 1B	WP 1H 2B		F9		4	1	2	1	0	0	0						
Larry Parrish, R OBP: 0.314, SLG: 0.385 (1, 5)					K	WP IBB				1	0	0	0	2	1	1						
Wayne Twitchell, R OBP: 0.260, SLG: 0.182 (1, 1)		K			K	1-2 2-3 BB				2	0	0	0	1	2	2						
Inning Stats	R: 1 E: 0 K: 1 S: 7	H: 2 LOB: 1 BB: 0 P: 7	R: 0 E: 0 K: 1 S: 5	H: 0 LOB: 1 BB: 1 P: 9	R: 0 E: 0 K: 0 S: 3	H: 0 LOB: 0 BB: 0 P: 3	R: 0 E: 0 K: 0 S: 3	H: 0 LOB: 0 BB: 0 P: 3	R: 1 E: 0 K: 2 S: 9	H: 2 LOB: 1 BB: 0 P: 9	R: 2 E: 0 K: 0 S: 5	H: 2 LOB: 3 BB: 3 P: 17	R: 0 E: 0 K: 2 S: 7	H: 0 LOB: 0 BB: 0 P: 7	R: 0 E: 0 K: 0 S: 3	H: 0 LOB: 0 BB: 0 P: 3	R: 0 E: 0 K: 1 S: 5	H: 0 LOB: 0 BB: 0 P: 5	1B: 3 2B: 3 3B: 0 HR: 0	SF: 0 SAC: 0 DP: 0 HBP: 0	WP: 1 PB: 0 SB: 2 CS: 0	PA: 34
PITCHER John Ureia, R ERA: 3.11 Rawly Eastwick, R ERA: 3.43 Butch Metzger, R ERA: 3.54 (1, 1)	IP: 5.2 WLS: L BF: 27 H: 6 R: 4 ER: 3 SO: 4 BB: 3 IBB: 1 HBP: 0 BLK: 0 WP: 1 HR: 0 S: 31 P: 47 ERA: 4.76 WHIP: 1.588															PITCHER						

St. Louis Cardinals @ Montreal Expos
Olympic Stadium, Montreal, QB
Wed Sep 21 1977, 7:05 PM EDT
Unknown

AB 30
R 4
H 6
RBI 3
BB 4
SO 6
LOB 12



Batter	1	2	3	4	5	6	7	8	9	AB	R	H	RBI	BB	SO	LOB	TOP			
Lou Brock, L OBP: 0.316, SLG: 0.356 Butch Metzger, R (8, 1) Al Hrabosky, R (8, 1)	0-0 4-3		0-0 6-3		0-0 4-3			0-0 1B		4	0	1	0	0	0	2				
Jerry Mumphy, S OBP: 0.356, SLG: 0.398	0-0 5-3		0-0 4-3			0-0 5-3		0-0 P4		4	0	0	0	0	0	1				
Garry Templeton, S OBP: 0.333, SLG: 0.443	0-0 6-3			0-0 5-3		0-3 K		0-3 K		4	0	0	0	0	2	1				
Ted Simmons, S OBP: 0.413, SLG: 0.512		0-0 2B		0-0 5-3		4-0 BB			4-0 BB	2	0	1	0	2	0	0				
Keith Hernandez, L OBP: 0.381, SLG: 0.464		0-0 P6		0-0 5-3		0-3 K			0-0 F8	4	0	0	0	0	1	3				
Roger Freed, R OBP: 0.489, SLG: 0.632 Mike Anderson, R (7, PR) (7, 9)		0-0 FC6-4-5 1B			0-0 2B			0-0 G5-4-3 1B		3	0	2	0	0	0	1				
Ken Reitz, R OBP: 0.295, SLG: 0.418		0-0 1B			0-0 P3			0-0 P4		4	0	1	0	0	0	3				
Mike Tyson, R OBP: 0.298, SLG: 0.340		0-3 K			0-0 2B			0-0 G5-4-3		3	0	1	0	0	1	3				
John Denny, R OBP: 0.140, SLG: 0.104 Taylor Duncan, R (8, PH) Rick Bosetti, R OBP: 0.324, SLG: 0.246			0-0 P5			0-0 B1-3			0-0 F9	2	0	0	0	0	0	2				
Inning Stats	R: 0 E: 0 K: 0 S: 3	H: 0 LOB: 0 BB: 0 P: 3	R: 0 E: 0 K: 1 S: 7	H: 2 LOB: 2 BB: 0 P: 7	R: 0 E: 0 K: 0 S: 3	H: 0 LOB: 0 BB: 0 P: 3	R: 0 E: 0 K: 0 S: 3	H: 0 LOB: 0 BB: 0 P: 3	R: 0 E: 0 K: 2 S: 5	H: 2 LOB: 2 BB: 0 P: 5	R: 0 E: 0 K: 0 S: 3	H: 1 LOB: 1 BB: 0 P: 3	R: 0 E: 0 K: 1 S: 6	H: 1 LOB: 1 BB: 0 P: 6	R: 0 E: 0 K: 0 S: 3	H: 0 LOB: 1 BB: 1 P: 7	1B: 4 2B: 2 3B: 0 HR: 0	SF: 0 SAC: 0 DP: 1 HBP: 0	WP: 0 PB: 0 SB: 1 CS: 0	PA: 34
PITCHER Dan Schatzeder, L ERA: 0.92	IP: 9.0 WLS: W BF: 34 H: 6 R: 0 ER: 0 SO: 4 BB: 2 IBB: 0 HBP: 0 BLK: 0 WP: 0 HR: 0 S: 40 P: 48 ERA: 0.00 WHIP: 0.889																			

St. Louis Cardinals @ Montreal Expos
Olympic Stadium, Montreal, QB
Thu Sep 22 1977, 7:05 PM EDT
Att: 5,233 - Unknown

AB 32
R 0
H 6
RBI 0
BB 2
SO 4
LOB 17



Batter	1	2	3	4	5	6	7	8	9	AB	R	H	RBI	BB	SO	LOB	BOTTOM	
Dave Cash, R OBP: 0.345, SLG: 0.379	0-0 5-3		0-0 G5-4-3 1B		0-0 6-3			0-0 FC6-4		4	0	1	0	0	0	1		
Chris Speier, R OBP: 0.318, SLG: 0.338 Pepe Frias, R OBP: 0.246, SLG: 0.262		0-0 BB E 1B	0-0 G5-4-3		0-0 4-3			0-0 3B 2B		4	0	2	0	0	0	1		
Andre Dawson, R OBP: 0.322, SLG: 0.461	4-0 BB 1-2 BB		0-0 G3			0-0 5-3		0-0 P4		3	0	0	0	1	0	1		
Tony Perez, R OBP: 0.362, SLG: 0.483 Sam Mejias, R OBP: 0.247, SLG: 0.389	0-3 K			0-0 6-3		0-0 6-3		0-0 2H 3B		4	0	1	1	0	1	2		
Del Unser, L OBP: 0.339, SLG: 0.459	4-0 BB 1-2 2-3 BB				0-0 2B		0-0 CS 1B	0-0 FC3-2-5 BB		3	0	2	0	1	0	2		
Gary Carter, R OBP: 0.347, SLG: 0.513	0-3 K			1-0 FC4-6 HBP		0-0 CS	0-0 SH5-3 1B	4-0 BB 1-2 BB		2	1	1	0	1	1	3		
Warren Cromartie, L OBP: 0.316, SLG: 0.393		0-3 K		0-0 F7			0-0 SH5-3 1B	0-0 F7		3	0	0	0	0	1	5		
Larry Parrish, R OBP: 0.311, SLG: 0.381		0-0 5-3		0-0 FC4-6			0-0 5-3			3	0	0	0	0	0	3		
Dan Schatzeder, L OBP: 0.333, SLG: 0.333		0-0 F8			0-3 K			0-0 FC6-4 1B		3	0	1	1	0	1	0		
Inning Stats	R: 0 E: 1 K: 2 S: 8	H: 1 LOB: 3 BB: 2 P: 16	R: 0 E: 0 K: 1 S: 5	H: 0 LOB: 0 BB: 0 P: 5	R: 0 E: 0 K: 0 S: 3	H: 1 LOB: 2 BB: 0 P: 3	R: 0 E: 0 K: 0 S: 4	H: 1 LOB: 2 BB: 0 P: 5	R: 0 E: 0 K: 0 S: 3	H: 1 LOB: 1 BB: 0 P: 3	R: 1 E: 0 K: 0 S: 5	H: 2 LOB: 1 BB: 0 P: 5	R: 0 E: 0 K: 0 S: 5	H: 2 LOB: 3 BB: 1 P: 9	1B: 5 2B: 2 3B: 1 HR: 0	SF: 0 SAC: 1 DP: 1 HBP: 1	WP: 0 PB: 0 SB: 0 CS: 1	PA: 35
PITCHER John Denny, R ERA: 4.67 Butch Metzger, R ERA: 3.91 Al Hrabosky, L ERA: 4.63	IP: 7.0 WLS: L BF: 28 H: 6 R: 1 ER: 1 SO: 4 BB: 2 IBB: 0 HBP: 0 BLK: 0 WP: 0 HR: 0 S: 33 P: 42 ERA: 1.29 WHIP: 1.143																	

St. Louis Cardinals @ Montreal Expos
Olympic Stadium, Montreal, QB
Thu Sep 22 1977, 7:05 PM EDT
Att: 5,233 - Unknown

AB 29
R 2
H 8
RBI 2
BB 3
SO 4
LOB 18



Batter	1	2	3	4	5	6	7	8	9	AB R H RBI BB SO LOB	TOP											
Bake McBride, L OBP: 0.367, SLG: 0.535 (1, 9)										3 1 1 0 1 0 1	Philadelphia Phillies @ Montreal Expos Olympic Stadium, Montreal, QB Fri Sep 23 1977, 7:05 PM EDT Att: 8,400 - Unknown											
Larry Bowa, S OBP: 0.310, SLG: 0.336 (1, 6)										5 1 1 0 0 1 2												
Mike Schmidt, R OBP: 0.394, SLG: 0.581 (1, 5)										5 3 3 1 0 0 4												
Greg Luzinski, R OBP: 0.391, SLG: 0.585 Jerry Martin, R OBP: 0.326, SLG: 0.450 (9, PR)										4 0 2 3 1 0 3 0 1 0 0 0 0 0												
Jay Johnstone, L OBP: 0.350, SLG: 0.471 Tom Hutton, L OBP: 0.359, SLG: 0.388 (9, 3)										4 0 0 0 1 0 4 0 0 0 0 0 0 0												
Gary Maddox, R OBP: 0.322, SLG: 0.441 (1, 8)										5 0 2 1 0 2 4												
Bob Boone, R OBP: 0.341, SLG: 0.437 (1, 2)										4 0 0 0 1 3 3												
Ted Sizemore, R OBP: 0.348, SLG: 0.361 (1, 4)										5 0 1 0 0 1 2												
Larry Christenson, R OBP: 0.178, SLG: 0.217 Gene Garber, R (7, 1)										2 0 0 0 0 2 0 1 0 0 0 0 1 0												
Inning Stats	R: 0 E: 0 K: 1 S: 7	H: 2 LOB: 3 BB: 1 P: 11	R: 0 E: 0 K: 2 S: 7	H: 0 LOB: 0 BB: 0 P: 7	R: 2 E: 1 K: 1 S: 7	H: 1 LOB: 1 BB: 0 P: 8	R: 0 E: 0 K: 0 S: 4	H: 1 LOB: 1 BB: 0 P: 4	R: 1 E: 0 K: 2 S: 10	H: 3 LOB: 2 BB: 0 P: 10		R: 0 E: 0 K: 1 S: 5	H: 0 LOB: 1 BB: 1 P: 9	R: 1 E: 1 K: 1 S: 7	H: 1 LOB: 1 BB: 0 P: 7	R: 0 E: 0 K: 2 S: 7	H: 0 LOB: 0 BB: 0 P: 7	R: 2 E: 1 K: 0 S: 5	H: 2 LOB: 2 BB: 2 P: 13	1B: 6 2B: 2 3B: 1 HR: 1	SF: 0 SAC: 1 DP: 0 HBP: 1	WP: 0 PB: 1 SB: 1 CS: 0
PITCHER	IP WLS BF H R ER SO BB IBB HBP BLK WP HR S P ERA WHIP											PITCHER	IP WLS BF H R ER SO BB IBB HBP BLK WP HR S P ERA WHIP									
Steve Rogers, R ERA: 3.08 Joe Kerrigan, R ERA: 3.1	(1, 1) (8, 1)	7.0 10	L 10	34 2	8 2	4 2	2 2	8 2	2 2	0 0	1 0	0 0	0 0	0 1	47 12	56 20	2.57 9.00	1.429 2.000				

AB	38
R	6
H	10
RBI	5
BB	4
SO	10
LOB	23



Batter	1	2	3	4	5	6	7	8	9	AB R H RBI BB SO LOB	BOTTOM											
Dave Cash, R OBP: 0.344, SLG: 0.378 (1, 4)											5 0 1 0 0 0 2	Philadelphia Phillies @ Montreal Expos Olympic Stadium, Montreal, QB Fri Sep 23 1977, 7:05 PM EDT Att: 8,400 - Unknown										
Chris Speier, R OBP: 0.320, SLG: 0.339 (1, 6)										4 0 2 0 1 1 3												
Andre Dawson, R OBP: 0.322, SLG: 0.458 (1, 8)										3 0 0 0 1 1 3												
Tony Perez, R OBP: 0.362, SLG: 0.483 (1, 3)										4 1 1 0 0 0 3												
Del Unser, L OBP: 0.341, SLG: 0.459 (1, 9)										4 0 2 0 0 0 0												
Gary Carter, R OBP: 0.344, SLG: 0.510 (1, 2)										3 0 0 1 0 2 1												
Warren Cromartie, L OBP: 0.318, SLG: 0.397 (1, 7)										4 0 3 0 0 0 1												
Larry Parrish, R OBP: 0.310, SLG: 0.380 (1, 5)										4 0 1 0 0 2 3												
Steve Rogers, R OBP: 0.135, SLG: 0.098 Jerry White, S OBP: 0.300, SLG: 0.300 Joe Kerrigan, R OBP: 0.237, SLG: 0.329 (8, PH)										2 0 0 0 0 0 0 1 0 0 0 0 0 0 0 0 0 0 0 0 0 1 0 0 0 0 1 2												
Inning Stats	R: 0 E: 0 K: 1 S: 6	H: 1 LOB: 0 BB: 0 P: 6	R: 0 E: 0 K: 1 S: 6	H: 1 LOB: 0 BB: 0 P: 6	R: 0 E: 0 K: 1 S: 6	H: 1 LOB: 1 BB: 1 P: 10	R: 0 E: 0 K: 2 S: 8	H: 2 LOB: 1 BB: 0 P: 8	R: 0 E: 0 K: 0 S: 3	H: 0 LOB: 1 BB: 1 P: 7	R: 1 E: 0 K: 0 S: 5		H: 2 LOB: 1 BB: 0 P: 5	R: 0 E: 0 K: 1 S: 4	H: 1 LOB: 1 BB: 0 P: 4	R: 0 E: 0 K: 1 S: 5	H: 0 LOB: 0 BB: 0 P: 5	R: 0 E: 0 K: 1 S: 7	H: 2 LOB: 2 BB: 0 P: 7	1B: 8 2B: 3 3B: 0 HR: 0	SF: 1 SAC: 0 DP: 1 HBP: 0	WP: 0 PB: 0 SB: 1 CS: 1
PITCHER	IP WLS BF H R ER SO BB IBB HBP BLK WP HR S P ERA WHIP											PITCHER	IP WLS BF H R ER SO BB IBB HBP BLK WP HR S P ERA WHIP									
Larry Christenson, R ERA: 4.03 Gene Garber, R ERA: 2.36	(1, 1) (7, 1)	6.0 3.0	W S	26 12	7 3	1 0	1 0	5 2	0 0	0 0	0 0	0 0	0 16	34 16	42 16	1.50 0.00	1.500 1.000					

AB	35
R	1
H	10
RBI	1
BB	2
SO	7
LOB	18



Batter	1	2	3	4	5	6	7	8	9	AB	R	H	RBI	BB	SO	LOB	TOP								
Bake McBride, L OBP: 0.368, SLG: 0.533 (1, 9)	0-0 4-3		4-0 BB			0-0 1B		0-3 K		3	0	1	0	1	1	1	Philadelphia Phillies @ Montreal Expos Olympic Stadium, Montreal, QB Sat Sep 24 1977, 3:33 AM EDT Att: 23,098 - Unknown								
Larry Bowa, S OBP: 0.308, SLG: 0.333 (1, 6)	0-0 P6		0-0 F9			0-0 F8		0-0 F7		4	0	0	0	0	0	3									
Mike Schmidt, R OBP: 0.392, SLG: 0.576 (1, 5)	0-3 K			0-0 6-3		0-0 F8		0-0 F4		4	0	0	0	0	1	2									
Greg Luzinski, R OBP: 0.390, SLG: 0.585 Tom Hutton, L OBP: 0.359, SLG: 0.388 (9, 3)		0-0 F8		0-0 K 2B			0-3 K		0-0 6-3	4	0	1	0	0	1	0									
Richie Hebner, L OBP: 0.383, SLG: 0.479 Jerry Martin, R OBP: 0.326, SLG: 0.450 (9, PR)		4-0 BLK 1B BB		0-3 K 2-3			0-0 4-3 2B		1-0 CS HBP	2	1	1	0	1	1	1									
Gary Maddox, R OBP: 0.322, SLG: 0.439 (1, 8)		0-0 G1-6-3 1B			0-0 F9		0-0 4-3		0-3 K 1-2	4	0	1	1	0	1	2									
Tim McCarver, L OBP: 0.413, SLG: 0.522 (1, 2)		0-0 G1-6-3 1-2			0-0 6-3		4-0 BB			2	0	0	0	1	0	1									
Ted Sizemore, R OBP: 0.346, SLG: 0.359 (1, 4)			0-0 P5		0-0 6-3		0-0 F7			3	0	0	0	0	0	2									
Steve Carlton, L OBP: 0.287, SLG: 0.411 (1, 1)			0-0 F8			0-0 L4		0-0 2B		3	0	1	0	0	0	0									
Inning Stats	R: 0 E: 0 K: 1 S: 5	H: 0 LOB: 0 BB: 0 P: 5	R: 1 E: 0 K: 0 S: 3	H: 1 LOB: 0 BB: 1 P: 7	R: 0 E: 0 K: 0 S: 3	H: 0 LOB: 1 BB: 1 P: 7	R: 0 E: 0 K: 1 S: 5	H: 1 LOB: 0 BB: 0 P: 5	R: 0 E: 0 K: 0 S: 3	H: 0 LOB: 0 BB: 0 P: 3	R: 0 E: 0 K: 0 S: 4	H: 1 LOB: 1 BB: 0 P: 4	R: 0 E: 0 K: 1 S: 6	H: 1 LOB: 2 BB: 1 P: 10	R: 0 E: 0 K: 1 S: 6	H: 1 LOB: 1 BB: 0 P: 6		R: 0 E: 0 K: 1 S: 4	H: 0 LOB: 1 BB: 0 P: 5	1B: 2 2B: 4 3B: 0 HR: 0	SF: 0 SAC: 0 DP: 2 HBP: 1	WP: 0 PB: 0 SB: 0 CS: 1	PA: 33		
PITCHER	IP	WLS	BF	H	R	ER	SO	BB	IBB	HBP	BLK	WP	HR	S	P	ERA	WHIP								
Fred Holdsworth, R ERA: 4.22 (1, 1)	7.0	L	26	4	1	1	3	3	0	0	1	0	0	29	41	1.29	1.000								
Will McEnaney, L ERA: 3.59 (8, 1)	0.2		3	1	0	0	1	0	0	0	0	0	0	5	5	0.00	1.500								
Don Stanhouse, R ERA: 3.53 (8, 1)	1.1		4	0	0	0	1	0	0	1	0	0	0	5	6	0.00	0.000								

AB	29
R	1
H	5
RBI	1
BB	3
SO	5
LOB	12



Batter	1	2	3	4	5	6	7	8	9	AB	R	H	RBI	BB	SO	LOB	BOTTOM								
Dave Cash, R OBP: 0.343, SLG: 0.375 (1, 4)	0-0 F9		4-0 BB		0-0 4-3		0-0 6-3		0-0 F9	4	0	0	0	1	0	3	Philadelphia Phillies @ Montreal Expos Olympic Stadium, Montreal, QB Sat Sep 24 1977, 3:33 AM EDT Att: 23,098 - Unknown								
Chris Speier, R OBP: 0.317, SLG: 0.336 (1, 6)	0-3 K		0-0 F9		0-0 4-3			0-0 F8	0-0 F9	5	0	0	0	0	1	4									
Andre Dawson, R OBP: 0.323, SLG: 0.463 (1, 8)	0-0 3B		0-0 L8			0-0 F8		0-0 1B		4	0	2	0	0	0	1									
Tony Perez, R OBP: 0.361, SLG: 0.480 (1, 3)	0-3 K			0-0 F9		4-0 1B BB		0-3 K		3	0	0	0	1	2	2									
Ellis Valentine, R OBP: 0.341, SLG: 0.519 (1, 9)		0-0 G3 2B		0-0 4-3		0-0 F8		0-0 F9		4	0	1	0	0	0	2									
Gary Carter, R OBP: 0.347, SLG: 0.510 (1, 2)		0-0 P3		4-0 BB BB		0-0 1-2 1B		4-0 SH2-4 BB BB		2	0	1	0	2	0	1									
Warren Cromartie, L OBP: 0.320, SLG: 0.395 (1, 7)		0-0 G3 2-3		4-0 1-2 BB		0-0 F9		4-0 SH2-4 BB		2	0	0	0	2	0	3									
Larry Parrish, R OBP: 0.308, SLG: 0.377 (1, 5)		0-0 6-3		0-0 4-3			0-0 F8		0-0 SH2-4	3	0	0	0	0	0	3									
Fred Holdsworth, R Pete Mackanin, R Will McEnaney, L Don Stanhouse, R Jose Morales, R Pepe Frías, R (7, PR) (8, 1) (8, 1) (9, PR) (9, PR) (9, PR)			0-0 5-3		0-0 L8		0-3 K		4-0 IBB	2	0	0	0	0	0	0									
Inning Stats	R: 0 E: 0 K: 2 S: 8	H: 1 LOB: 1 BB: 0 P: 8	R: 0 E: 0 K: 0 S: 4	H: 1 LOB: 0 BB: 0 P: 4	R: 0 E: 0 K: 0 S: 3	H: 0 LOB: 1 BB: 1 P: 7	R: 0 E: 0 K: 0 S: 3	H: 0 LOB: 2 BB: 2 P: 11	R: 0 E: 0 K: 0 S: 3	H: 0 LOB: 0 BB: 0 P: 3	R: 0 E: 0 K: 0 S: 4	H: 1 LOB: 2 BB: 1 P: 8	R: 0 E: 0 K: 1 S: 5	H: 0 LOB: 0 BB: 0 P: 5	R: 0 E: 0 K: 1 S: 6	H: 1 LOB: 1 BB: 0 P: 6		R: 0 E: 0 K: 0 S: 3	H: 0 LOB: 3 BB: 3 P: 15	1B: 2 2B: 1 3B: 1 HR: 0	SF: 0 SAC: 1 DP: 0 HBP: 0	WP: 0 PB: 0 SB: 0 CS: 0	PA: 38		
PITCHER	IP	WLS	BF	H	R	ER	SO	BB	IBB	HBP	BLK	WP	HR	S	P	ERA	WHIP								
Steve Carlton, L ERA: 2.59 (1, 1)	9.0	W	38	4	0	0	4	6	1	0	0	0	0	39	67	0.00	1.111								

AB	30
R	0
H	4
RBI	0
BB	7
SO	4
LOB	19




Batter	1	2	3	4	5	6	7	8	9	AB	R	H	RBI	BB	SO	LOB	TOP										
Bake McBride, L OBP: 0.368, SLG: 0.529 (1, 9)										5	2	1	0	1	1	3	Philadelphia Phillies @ Montreal Expos Olympic Stadium, Montreal, QB Sun Sep 25 1977, 3:33 AM EDT Att: 19,246 - Unknown										
Larry Bowa, S OBP: 0.307, SLG: 0.333 (1, 6)										4	2	1	0	0	0	2											
Mike Schmidt, R OBP: 0.393, SLG: 0.576 (1, 5)										5	1	3	2	0	0	1											
Greg Luzinski, R OBP: 0.395, SLG: 0.594 (8, PR)										3	2	3	2	2	0	0											
Jerry Martin, R OBP: 0.326, SLG: 0.450 (8, 7)										0	0	0	0	0	0	0											
Richie Hebner, L OBP: 0.383, SLG: 0.476 (1, 3)										4	1	1	0	1	0	4											
Gary Maddox, R OBP: 0.321, SLG: 0.438 (1, 8)										4	0	1	1	0	0	2											
Bob Boone, R OBP: 0.344, SLG: 0.440 (1, 2)										4	0	2	0	1	1	3											
Ted Sizemore, R OBP: 0.345, SLG: 0.358 (5, PH)										2	0	0	0	0	0	2											
Tim McCarver, L OBP: 0.411, SLG: 0.522 (5, PH)										0	0	0	1	0	0	0											
Warren Brusstar, R ERA: 12.27 (5, 1)										0	0	0	0	0	0	0											
Jay Johnstone, L OBP: 0.349, SLG: 0.470 (7, PH)										1	0	0	0	0	0	1											
Tug McGraw, R OBP: 0.455, SLG: 0.400 (7, 1)										1	0	1	0	0	0	0											
Ron Reed, R OBP: 0.158, SLG: 0.167 (5, PH)										1	0	0	0	1	0	0											
Davey Johnson, R OBP: 0.398, SLG: 0.542 (5, PH)										1	0	0	0	0	0	2											
Terry Harmon, R OBP: 0.274, SLG: 0.327 (5, 4)										2	0	0	0	0	0	3											
Inning Stats	R: 2 E: 1 K: 1 S: 7	H: 1 LOB: 2 BB: 2 P: 15	R: 0 E: 0 K: 0 S: 3	H: 0 LOB: 1 BB: 1 P: 7	R: 1 E: 1 K: 0 S: 5	H: 1 LOB: 2 BB: 1 P: 9	R: 0 E: 0 K: 0 S: 3	H: 0 LOB: 0 BB: 0 P: 3	R: 2 E: 0 K: 0 S: 5	H: 2 LOB: 0 BB: 2 P: 13	R: 2 E: 0 K: 0 S: 5	H: 4 LOB: 0 BB: 0 P: 5	R: 0 E: 0 K: 0 S: 4	H: 1 LOB: 1 BB: 0 P: 4	R: 1 E: 0 K: 1 S: 7	H: 2 LOB: 1 BB: 0 P: 7	R: 0 E: 0 K: 0 S: 5	H: 2 LOB: 2 BB: 0 P: 5	1B: 10 2B: 2 3B: 0 HR: 1	SF: 2 SAC: 1 DP: 0 HBP: 0	WP: 1 PB: 0 SB: 0 CS: 1	PA: 47					
PITCHER	IP	WLS	BF	H	R	ER	SO	BB	IBB	HBP	BLK	WP	HR	S	P	ERA	WHIP										
Hal Dues, R ERA: 4.34 (1, 1)	3.0		17	2	3	1	1	4	0	0	0	1	0	15	31	3.00	2.000										
Larry Landreth, R ERA: 12.27 (4, 1)	1.1	L	8	2	2	2	0	2	0	0	0	0	0	6	14	13.50	3.000										
Jackie Brown, R ERA: 4.53 (5, 1)	1.2		7	4	2	2	0	0	0	0	0	0	1	7	7	10.80	2.400										
Santo Alcala, R ERA: 4.83 (7, 1)	1.0		4	1	0	0	0	0	0	0	0	0	0	4	4	0.00	1.000										
Will McEneaney, L ERA: 3.9 (8, 1)	2.0		10	4	1	1	1	0	0	0	0	0	0	12	12	4.50	2.000										

Batter	1	2	3	4	5	6	7	8	9	AB	R	H	RBI	BB	SO	LOB	BOTTOM										
Dave Cash, R OBP: 0.343, SLG: 0.374 (1, 4)										4	0	1	0	1	0	1	Philadelphia Phillies @ Montreal Expos Olympic Stadium, Montreal, QB Sun Sep 25 1977, 3:33 AM EDT Att: 19,246 - Unknown										
Chris Speier, R OBP: 0.317, SLG: 0.335 (1, 6)										4	0	1	0	0	0	1											
Andre Dawson, R OBP: 0.325, SLG: 0.468 (1, 8)										3	1	1	1	1	1	1											
Tony Perez, R OBP: 0.358, SLG: 0.477 (1, 3)										4	0	0	0	0	2	3											
Ellis Valentine, R OBP: 0.341, SLG: 0.523 (1, 9)										4	1	1	1	0	0	0											
Gary Carter, R OBP: 0.348, SLG: 0.509 (1, 2)										3	1	1	0	1	2	0											
Warren Cromartie, L OBP: 0.321, SLG: 0.396 (1, 7)										4	1	2	0	0	0	1											
Larry Parrish, R OBP: 0.340, SLG: 0.390 (5, 1)										2	1	1	2	0	0	1											
Jackie Brown, R OBP: 0.440, SLG: 0.128 (5, 1)										0	0	0	0	0	0	0											
Del Unser, L OBP: 0.343, SLG: 0.459 (6, PH)										0	0	0	0	0	0	0											
Santo Alcala, R OBP: 0.271, SLG: 0.179 (7, 1)										0	0	0	0	0	0	0											
Will McEneaney, L OBP: 0.348, SLG: 0.324 (8, 1)										1	0	0	0	0	0	0											
Jose Morales, R OBP: 0.348, SLG: 0.324 (9, PH)										0	0	0	0	0	0	0											
Hal Dues, R (1, 1)										0	0	0	0	0	0	0											
Pete Mackanin, R OBP: 0.253, SLG: 0.291 (3, PH)										1	0	0	0	0	0	0											
Larry Landreth, R (4, 1)										0	0	0	0	0	0	0											
Stan Papi, R OBP: 0.231, SLG: 0.316 (5, 5)										2	0	0	0	1	0	1											
Inning Stats	R: 0 E: 0 K: 1 S: 5	H: 0 LOB: 0 BB: 0 P: 5	R: 0 E: 0 K: 1 S: 5	H: 0 LOB: 0 BB: 0 P: 5	R: 2 E: 0 K: 0 S: 5	H: 2 LOB: 0 BB: 0 P: 5	R: 2 E: 0 K: 1 S: 7	H: 2 LOB: 1 BB: 1 P: 11	R: 0 E: 0 K: 0 S: 4	H: 2 LOB: 1 BB: 1 P: 8	R: 1 E: 0 K: 0 S: 4	H: 2 LOB: 1 BB: 1 P: 8	R: 0 E: 0 K: 0 S: 2	H: 0 LOB: 0 BB: 1 P: 6	R: 0 E: 0 K: 2 S: 7	H: 0 LOB: 0 BB: 0 P: 7	R: 0 E: 0 K: 0 S: 3	H: 0 LOB: 1 BB: 1 P: 7	1B: 5 2B: 0 3B: 0 HR: 3	SF: 0 SAC: 0 DP: 3 HBP: 0	WP: 1 PB: 0 SB: 0 CS: 0	PA: 37					
PITCHER	IP	WLS	BF	H	R	ER	SO	BB	IBB	HBP	BLK	WP	HR	S	P	ERA	WHIP										
Ron Reed, R ERA: 2.62 (1, 1)	4.0		17	4	4	4	3	1	0	0	0	1	2	22	26	9.00	1.250										
Warren Brusstar, R ERA: 2.84 (5, 1)	2.0	W	10	4	1	1	0	2	0	0	0	0	1	8	16	4.50	3.000										
Tug McGraw, L ERA: 2.28 (7, 1)	3.0	S	10	0	0	0	2	2	0	0	0	0	0	12	20	0.00	0.667										

AB	37
R	8
H	13
RBI	6
BB	6
SO	2
LOB	23



AB	32
R	5
H	8
RBI	4
BB	5
SO	5
LOB	9



Batter	1	2	3	4	5	6	7	8	9	AB	R	H	RBI	BB	SO	LOB	TOP							
Dave Cash, R OBP: 0.345, SLG: 0.375										5	0	2	0	1	0	3								
Chris Spier, R OBP: 0.318, SLG: 0.338										5	0	2	1	0	0	4								
Pepe Frias, R OBP: 0.246, SLG: 0.262										0	1	0	0	0	0	0								
Andre Dawson, R OBP: 0.327, SLG: 0.470										4	2	2	0	1	0	2								
Tony Perez, R OBP: 0.359, SLG: 0.475										4	1	1	0	1	0	3								
Sam Mejias, R OBP: 0.247, SLG: 0.389										0	1	0	0	0	0	0								
Ellis Valentine, R OBP: 0.339, SLG: 0.521										4	1	1	2	0	0	4								
Del Unser, L OBP: 0.343, SLG: 0.459										0	0	0	0	0	0	0								
Gary Carter, R OBP: 0.352, SLG: 0.519										4	2	3	5	1	0	0								
Warren Cromartie, L OBP: 0.321, SLG: 0.395										4	0	1	0	0	0	2								
Jerry White, S OBP: 0.300, SLG: 0.300										0	0	0	0	0	0	0								
Larry Parrish, R OBP: 0.310, SLG: 0.384										4	1	1	0	0	1	3								
Wayne Twitchell, R OBP: 0.245, SLG: 0.170										3	0	0	0	0	3	2								
Will McEnaney, L OBP: 0.229, SLG: 0.267										0	0	0	0	0	0	0								
Don Stanhouse, R OBP: 0.229, SLG: 0.267										0	0	0	1	0	0	0								
Inning Stats	R: 0 E: 0 K: 0 S: 3	H: 0 LOB: 2 BB: 2 P: 11	R: 0 E: 0 K: 1 S: 8	H: 3 LOB: 3 BB: 0 P: 8	R: 1 E: 0 K: 0 S: 4	H: 1 LOB: 1 BB: 1 P: 8	R: 1 E: 0 K: 0 S: 4	H: 1 LOB: 1 BB: 0 P: 5	R: 0 E: 0 K: 0 S: 4	H: 1 LOB: 1 BB: 0 P: 4	R: 0 E: 0 K: 2 S: 7	H: 1 LOB: 1 BB: 0 P: 7	R: 3 E: 1 K: 0 S: 5	H: 1 LOB: 0 BB: 1 P: 9	R: 0 E: 0 K: 1 S: 5	H: 0 LOB: 0 BB: 0 P: 5	R: 4 E: 0 K: 0 S: 8	H: 5 LOB: 2 BB: 0 P: 9	1B: 9 2B: 3 3B: 0 HR: 1	SF: 2 SAC: 1 DP: 0 HBP: 2	WP: 0 PB: 0 SB: 1 CS: 0	PA: 46		
PITCHER	IP WLS BF H R ER SO BB IBB HBP BLK WP HR S P ERA WHIP	7.0 34 8 5 2 3 3 1 1 0 0 1 35 52 2.57 1.571	8.1 3 0 0 0 1 0 0 0 0 0 0 5 5 0.00 0.000	9.1 0.0 L 4 4 4 0 0 0 0 0 4 4 ∞ ∞	9.1 1.0 5 1 0 0 0 0 1 0 0 0 4 5 0.00 1.000																			

Montreal Expos @ St. Louis Cardinals
 Busch Stadium, St. Louis, MO
 Mon Sep 26 1977, 7:05 PM CDT
 Att: 4,397 - Unknown

AB	37
R	9
H	13
RBI	9
BB	4
SO	4
LOB	23



Batter	1	2	3	4	5	6	7	8	9	AB	R	H	RBI	BB	SO	LOB	BOTTOM							
Lou Brock, L OBP: 0.317, SLG: 0.355										4	0	1	1	1	0	1								
Jerry Mumphrey, S OBP: 0.357, SLG: 0.393										5	1	0	0	0	1	5								
Garry Templeton, S OBP: 0.337, SLG: 0.450										4	1	2	2	1	0	0								
Ted Simmons, S OBP: 0.409, SLG: 0.504										5	1	0	0	0	0	3								
Keith Hernandez, L OBP: 0.379, SLG: 0.460										5	1	1	0	0	2	2								
Ken Reitz, R OBP: 0.298, SLG: 0.420										4	1	3	1	0	0	0								
Rick Bosetti, R OBP: 0.314, SLG: 0.238										0	0	0	0	0	0	0								
Taylor Duncan, R OBP: 0.365, SLG: 0.636										0	0	0	0	0	0	0								
Jim Dwyer, L OBP: 0.500, SLG: 0.438										3	0	1	0	0	0	2								
Mike Tyson, R OBP: 0.296, SLG: 0.337										3	0	0	0	0	0	4								
Dave Rader, L OBP: 0.299, SLG: 0.380										1	0	1	1	0	0	0								
Mike Phillips, L OBP: 0.267, SLG: 0.258										0	0	0	0	0	0	0								
Eric Rasmussen, R OBP: 0.197, SLG: 0.211										1	0	0	0	1	1	0								
Dane Long, L OBP: 0.203, SLG: 0.271										0	0	0	0	0	0	0								
Butch Metzger, R OBP: 0.203, SLG: 0.271										0	0	0	0	0	0	0								
Roger Freed, R OBP: 0.243, SLG: 0.323										1	0	0	0	0	0	2								
Rawly Eastwick, R OBP: 0.346, SLG: 0.523										0	0	0	0	0	0	0								
Al Hrabosky, R OBP: 0.267, SLG: 0.258										0	0	0	0	0	0	0								
Inning Stats	R: 0 E: 0 K: 0 S: 3	H: 0 LOB: 0 BB: 0 P: 3	R: 0 E: 0 K: 1 S: 5	H: 0 LOB: 0 BB: 0 P: 5	R: 0 E: 0 K: 0 S: 3	H: 0 LOB: 0 BB: 0 P: 3	R: 0 E: 0 K: 0 S: 3	H: 0 LOB: 0 BB: 0 P: 3	R: 0 E: 0 K: 0 S: 4	H: 2 LOB: 2 BB: 0 P: 5	R: 2 E: 0 K: 0 S: 4	H: 1 LOB: 1 BB: 1 P: 8	R: 1 E: 0 K: 0 S: 6	H: 3 LOB: 3 BB: 0 P: 7	R: 2 E: 0 K: 0 S: 6	H: 3 LOB: 2 BB: 1 P: 10	R: 0 E: 0 K: 2 S: 8	H: 1 LOB: 2 BB: 1 P: 12	1B: 9 2B: 0 3B: 0 HR: 1	SF: 0 SAC: 0 DP: 0 HBP: 1	WP: 0 PB: 0 SB: 0 CS: 0	PA: 41		
PITCHER	IP WLS BF H R ER SO BB IBB HBP BLK WP HR S P ERA WHIP	7.0 30 4 4 4 2 2 0 1 0 0 0 31 40 5.14 1.143	8.1 2 1 0 0 0 0 0 0 0 0 0 2 2 0.00 3.000	8.1 1.2 W 9 3 1 1 2 1 0 0 0 0 12 16 5.40 2.400																				

Montreal Expos @ St. Louis Cardinals
 Busch Stadium, St. Louis, MO
 Mon Sep 26 1977, 7:05 PM CDT
 Att: 4,397 - Unknown

AB	37
R	5
H	10
RBI	5
BB	3
SO	4
LOB	19



Batter	1	2	3	4	5	6	7	8	9	AB	R	H	RBI	BB	SO	LOB	TOP			
Dave Cash, R OBP: 0.345, SLG: 0.377 (1, 4)	5-3			SF8 2B		FC4-6 1B		F8		4	1	2	0	0	0	0	Montreal Expos @ St. Louis Cardinals Busch Stadium, St. Louis, MO Tue Sep 27 1977, 7:05 PM CDT Att: 6,883 - Unknown			
Chris Speier, R OBP: 0.316, SLG: 0.335 (1, 6)	5-3			FC L6-3 2-3		K		K		4	0	0	0	0	2	2				
Andre Dawson, R OBP: 0.327, SLG: 0.475 (1, 8)	5-3			SF8		FC4-6 1-2		HR		3	1	1	2	0	0	1				
Tony Perez, R OBP: 0.358, SLG: 0.473 (1, 3)		6-3		L6-3 1-2			1B 1B	6-3		4	1	1	0	0	0	1				
Ellis Valentine, R OBP: 0.338, SLG: 0.518 (1, 9)		6-3			E6 G5-3 1B		1B 1-2		5-3	4	0	1	0	0	0	0				
Gary Carter, R OBP: 0.351, SLG: 0.516 (1, 2)				CS BB	P4		P4		K	3	0	0	0	1	1	3				
Del Unser, L OBP: 0.345, SLG: 0.460 (1, 7)			4-3				K			4	0	2	0	0	1	2				
Larry Parrish, R OBP: 0.309, SLG: 0.382 (1, 5)				F8	G5-3 2-3				K	4	0	1	1	0	1	3				
Dan Schatzeder, L Pepe Fris, R Jackie Brown, R Pete Mackanin, R Bill Atkinson, R Jerry White, S Joe Kerrigan, R Will McEnaney, L (1, 1) (3, PH) (3, 1) (6, PH) (8, 1) (7, PH) (7, 1) (8, 1)						5-3		G3		0	0	0	0	0	0	0				
Inning Stats	R: 0 E: 0 K: 0 S: 3	H: 0 LOB: 0 BB: 0 P: 3	R: 0 E: 0 K: 0 S: 2	H: 0 LOB: 0 BB: 1 P: 6	R: 0 E: 0 K: 1 S: 5	H: 0 LOB: 0 BB: 0 P: 5	R: 1 E: 0 K: 0 S: 4	H: 1 LOB: 0 BB: 0 P: 4	R: 0 E: 0 K: 1 S: 6	H: 1 LOB: 1 BB: 0 P: 6	R: 1 E: 0 K: 1 S: 8	H: 3 LOB: 2 BB: 0 P: 8	R: 1 E: 0 K: 1 S: 6	H: 1 LOB: 0 BB: 0 P: 6	R: 0 E: 0 K: 2 S: 8	H: 1 LOB: 1 BB: 0 P: 8		1B: 6 2B: 2 3B: 0 HR: 1	SF: 1 SAC: 0 DP: 2 HBP: 0	WP: 0 PB: 0 SB: 0 CS: 1
PITCHER Bob Forsch, R ERA: 3.32 (1, 1)	IP: 9.0 WLS: W BF: 35 H: 8 R: 3 ER: 3 SO: 6 BB: 1 IBB: 0 HBP: 0 BLK: 0 WP: 0 HR: 1 S: 46 P: 50 ERA: 3.00 WHIP: 1.000															PITCHER IP: 9.0 WLS: W BF: 35 H: 8 R: 3 ER: 3 SO: 6 BB: 1 IBB: 0 HBP: 0 BLK: 0 WP: 0 HR: 1 S: 46 P: 50 ERA: 3.00 WHIP: 1.000				

AB	33
R	3
H	8
RBI	3
BB	1
SO	6
LOB	14



Batter	1	2	3	4	5	6	7	8	9	AB	R	H	RBI	BB	SO	LOB	BOTTOM	
Lou Brock, L OBP: 0.315, SLG: 0.352 Jim Dwyer, L OBP: 0.476, SLG: 0.412 (1, 7) (5, 7)	K	K		G3		G3				3	0	0	0	0	2	3	Montreal Expos @ St. Louis Cardinals Busch Stadium, St. Louis, MO Tue Sep 27 1977, 7:05 PM CDT Att: 6,883 - Unknown	
Jerry Mumphrey, S OBP: 0.354, SLG: 0.390 (1, 8)	4-3	F7			G3		6-3			4	0	0	0	0	0	1		
Garry Templeton, S OBP: 0.334, SLG: 0.447 (1, 6)	5-3		5-3		F8		F8			4	0	0	0	0	0	0		
Ted Simmons, S OBP: 0.409, SLG: 0.505 (1, 2)		BB 1B BB	F8		1B 2B		L8			3	2	1	0	1	0	0		
Keith Hernandez, L OBP: 0.382, SLG: 0.462 (1, 3)		BB 1B BB	3-1		1B IBB		1-3 2B			2	1	1	0	2	0	0		
Ken Reitz, R OBP: 0.298, SLG: 0.419 (1, 5)				L7		1-3 2H 1B		1-3		4	0	1	1	0	1	3		
Hector Cruz, R OBP: 0.331, SLG: 0.364 (1, 9)		1B 2B BB		SH5-4 1B		K				2	1	1	0	1	1	2		
Mike Tyson, R OBP: 0.298, SLG: 0.339 Mike Phillips, L OBP: 0.269, SLG: 0.261 Roger Freed, R OBP: 0.478, SLG: 0.615 Ken Oberkell, L (1, 4) (4, 4) (8, PH) (9, 4)							F8		P6	1	1	1	2	0	0	0		
Bob Forsch, R OBP: 0.189, SLG: 0.222 (1, 1)		1-3 2H 3H 1B		SH5-4 1B		F7		1-3		3	0	1	2	0	0	2		
Inning Stats	R: 0 E: 0 K: 1 S: 5	H: 2 LOB: 1 BB: 3 P: 21	R: 0 E: 0 K: 0 S: 3	H: 0 LOB: 0 BB: 0 P: 3	R: 0 E: 0 K: 0 S: 5	H: 2 LOB: 2 BB: 0 P: 5	R: 1 E: 0 K: 1 S: 7	H: 2 LOB: 2 BB: 1 P: 11	R: 0 E: 0 K: 0 S: 3	H: 0 LOB: 0 BB: 0 P: 3	R: 0 E: 0 K: 0 S: 3	H: 0 LOB: 0 BB: 0 P: 3	R: 0 E: 0 K: 0 S: 4	H: 1 LOB: 2 BB: 0 P: 5	1B: 4 2B: 3 3B: 0 HR: 0	SF: 0 SAC: 1 DP: 0 HBP: 1		WP: 0 PB: 0 SB: 0 CS: 0
PITCHER Dan Schatzeder, L ERA: 2.49 Jackie Brown, R ERA: 4.51 Bill Atkinson, R ERA: 3.46 Joe Kerrigan, R ERA: 3.06 Will McEnaney, L ERA: 3.99 (1, 1) (3, 1) (6, 1) (7, 1) (8, 1)	IP: 2.0 WLS: L BF: 11 H: 2 R: 4 ER: 4 SO: 4 BB: 3 IBB: 0 HBP: 0 BLK: 0 WP: 0 HR: 0 S: 14 P: 26 ERA: 18.00 WHIP: 2.500															PITCHER IP: 2.0 WLS: L BF: 11 H: 2 R: 4 ER: 4 SO: 4 BB: 3 IBB: 0 HBP: 0 BLK: 0 WP: 0 HR: 0 S: 14 P: 26 ERA: 18.00 WHIP: 2.500		



Batter	1	2	3	4	5	6	7	8	9	AB	R	H	RBI	BB	SO	LOB	TOP								
Dave Cash, R OBP: 0.345, SLG: 0.376 (1, 4)										4	1	1	0	0	1	2									
Chris Speier, R OBP: 0.318, SLG: 0.340 (1, 6)										4	1	3	2	0	1	0									
Andre Dawson, R OBP: 0.328, SLG: 0.475 (1, 8)										4	0	2	1	0	1	1									
Tony Perez, R OBP: 0.356, SLG: 0.470 Jerry White, S OBP: 0.273, SLG: 0.273 (1, 3) (8, 7)										4	0	0	0	0	2	4									
Ellis Valentine, R OBP: 0.336, SLG: 0.514 Sam Mejias, R OBP: 0.247, SLG: 0.389 (1, 9) (9, 9)										4	0	0	0	0	0	2									
Gary Carter, R OBP: 0.351, SLG: 0.514 (1, 2)										4	0	1	0	0	1	0									
Del Unser, L OBP: 0.344, SLG: 0.460 (1, 7) (8, 3)										4	1	1	0	0	0	1									
Larry Parrish, R OBP: 0.312, SLG: 0.385 Stan Papi, R OBP: 0.225, SLG: 0.308 (1, 5) (8, PR) (8, 5)										3	0	2	0	0	0	0									
Steve Rogers, R OBP: 0.143, SLG: 0.106 (1, 1)										2	0	1	0	0	1	1									
Inning Stats	R: 0 E: 0 K: 2 S: 8	H: 1 LOB: 1 BB: 0 P: 8	R: 0 E: 0 K: 1 S: 5	H: 0 LOB: 0 BB: 0 P: 5	R: 0 E: 0 K: 0 S: 3	H: 1 LOB: 0 BB: 0 P: 3	R: 0 E: 0 K: 1 S: 6	H: 2 LOB: 1 BB: 0 P: 6	R: 1 E: 1 K: 1 S: 7	H: 2 LOB: 1 BB: 0 P: 7	R: 0 E: 0 K: 2 S: 7	H: 0 LOB: 0 BB: 0 P: 7	R: 0 E: 0 K: 0 S: 3	H: 0 LOB: 0 BB: 0 P: 3	R: 3 E: 0 K: 0 S: 6	H: 4 LOB: 1 BB: 0 P: 6	R: 0 E: 0 K: 0 S: 4	H: 1 LOB: 1 BB: 0 P: 4	1B: 9 2B: 2 3B: 0 HR: 0	SF: 0 SAC: 1 DP: 3 HBP: 0	WP: 0 PB: 0 SB: 0 CS: 0	PA: 35			
PITCHER	IP	WLS	BF	H	R	ER	SO	BB	IBB	HBP	BLK	WP	HR	S	P	ERA	WHIP								
John Ureia, R ERA: 3.14 (1, 1)	7.1	L	30	10	4	3	7	0	0	0	0	0	0	44	44	3.68	1.364								
Butch Metzger, R ERA: 3.53 (8, 1)	1.2		5	1	0	0	0	0	0	0	0	0	0	5	5	0.00	0.600								

Montreal Expos @ St. Louis Cardinals
 Busch Stadium, St. Louis, MO
 Wed Sep 28 1977, 7:05 PM CDT
 Att: 5,032 - Unknown

AB	34
R	4
H	11
RBI	3
BB	0
SO	7
LOB	12



Batter	1	2	3	4	5	6	7	8	9	AB	R	H	RBI	BB	SO	LOB	BOTTOM								
Jim Dwyer, L OBP: 0.440, SLG: 0.381 Rick Bosetti, R OBP: 0.314, SLG: 0.238 (1, 7) (8, 7)										4	0	1	0	0	0	2									
Jerry Mumphrey, S OBP: 0.356, SLG: 0.391 (1, 8)										4	1	2	0	0	1	2									
Garry Templeton, S OBP: 0.335, SLG: 0.449 (1, 6)										4	1	2	0	0	0	3									
Ted Simmons, S OBP: 0.408, SLG: 0.503 (1, 2)										4	0	1	2	0	0	2									
Keith Hernandez, L OBP: 0.381, SLG: 0.462 (1, 3)										4	0	1	0	0	1	3									
Ken Reitz, R OBP: 0.296, SLG: 0.416 (1, 5)										4	0	0	0	0	1	2									
Hector Cruz, R OBP: 0.328, SLG: 0.361 Lou Brock, L OBP: 0.314, SLG: 0.352 (1, 9) (9, PH)										3	0	0	0	0	1	1									
Mike Phillips, L OBP: 0.263, SLG: 0.255 (1, 4)										4	0	0	0	0	1	0									
John Ureia, R OBP: 0.342, SLG: 0.138 Butch Metzger, R (8, 1)										1	0	0	0	2	0	0									
Dave Rader, L OBP: 0.297, SLG: 0.376 (9, PH)										1	0	0	0	0	0	0									
Inning Stats	R: 2 E: 0 K: 1 S: 8	H: 3 LOB: 1 BB: 0 P: 8	R: 0 E: 0 K: 1 S: 5	H: 0 LOB: 0 BB: 0 P: 5	R: 0 E: 0 K: 1 S: 7	H: 2 LOB: 2 BB: 0 P: 7	R: 0 E: 0 K: 1 S: 5	H: 0 LOB: 0 BB: 0 P: 5	R: 0 E: 0 K: 1 S: 6	H: 1 LOB: 1 BB: 0 P: 6	R: 0 E: 0 K: 0 S: 4	H: 1 LOB: 2 BB: 1 P: 8	R: 0 E: 0 K: 0 S: 3	H: 0 LOB: 0 BB: 0 P: 3	R: 0 E: 0 K: 0 S: 3	H: 0 LOB: 0 BB: 0 P: 3	1B: 5 2B: 2 3B: 0 HR: 0	SF: 0 SAC: 0 DP: 0 HBP: 0	WP: 0 PB: 0 SB: 0 CS: 0	PA: 36					
PITCHER	IP	WLS	BF	H	R	ER	SO	BB	IBB	HBP	BLK	WP	HR	S	P	ERA	WHIP								
Steve Rogers, R ERA: 3.04 (1, 1)	9.0	W	36	7	2	2	5	2	0	0	0	0	0	44	52	2.00	1.000								

Montreal Expos @ St. Louis Cardinals
 Busch Stadium, St. Louis, MO
 Wed Sep 28 1977, 7:05 PM CDT
 Att: 5,032 - Unknown

AB	34
R	2
H	7
RBI	2
BB	2
SO	5
LOB	15



Batter	1	2	3	4	5	6	7	8	9	AB	R	H	RBI	BB	SO	LOB	TOP			
Dave Cash, R OBP: 0.345, SLG: 0.376 (1, 4)	6-3	5-3			G3 1B		5-3		3B 1B	5	1	2	1	0	0	0	Montreal Expos @ Philadelphia Phillies Veterans Stadium, Philadelphia, PA Thu Sep 29 1977, 7:05 PM EDT Att: 25,808 - Unknown livebaseballscorecards.com			
Chris Speier, R OBP: 0.319, SLG: 0.344 (1, 6)	BB 1B		6-3		G3 1-2		6-3	3B 1-2 2-H	5	1	2	2	0	0	1					
Andre Dawson, R OBP: 0.328, SLG: 0.473 (1, 8)	1B 2B BB		F8		F8		WP S BB	K	3	1	0	0	2	1	2					
Tony Perez, R OBP: 0.355, SLG: 0.468 (1, 3)	F9		FC6-4 BB		P6		K	K	3	0	0	0	1	1	4					
Ellis Valentine, R OBP: 0.335, SLG: 0.512 (1, 9)	2B 1B 1-2 2-H		FC6-4 1-2		K		5-3		4	1	1	1	0	1	2					
Gary Carter, R OBP: 0.353, SLG: 0.517 (1, 2)	1B 2B 1-3 2-H		F6		CS 1B		4-3 1B BB		3	2	2	1	1	0	0					
Larry Parrish, R OBP: 0.314, SLG: 0.388 (1, 5)	1B 2-H 3-H		F8		F8 1-2		4-3		4	0	2	2	0	0	2					
Sam Mejias, R OBP: 0.240, SLG: 0.378 (9, PH)		F8		F7		K		1B 3B IBB	3	0	0	0	0	1	1					
Del Unser, L OBP: 0.346, SLG: 0.460 (9, 7)									0	1	0	0	1	0	0					
Fred Holdsworth, R (1, 1)		P3		K		F8		F8	3	0	0	0	0	1	1					
Don Stanhouse, R OBP: 0.224, SLG: 0.261 (8, 1)									1	0	0	0	0	0	2					
Inning Stats	R: 4 E: 0 K: 0 S: 6	H: 4 LOB: 1 BB: 1 P: 10	R: 0 E: 0 K: 0 S: 3	H: 0 LOB: 0 BB: 0 P: 3	R: 0 E: 0 K: 1 S: 3	H: 0 LOB: 1 BB: 1 P: 7	R: 0 E: 0 K: 1 S: 6	H: 1 LOB: 1 BB: 0 P: 6	R: 0 E: 0 K: 1 S: 5	H: 1 LOB: 1 BB: 0 P: 4	R: 0 E: 0 K: 1 S: 5	H: 0 LOB: 0 BB: 0 P: 5	R: 0 E: 0 K: 1 S: 5	H: 0 LOB: 1 BB: 1 P: 9	R: 3 E: 0 K: 1 S: 7	H: 2 LOB: 1 BB: 2 P: 15	1B: 6 2B: 2 3B: 1 HR: 0	SF: 0 SAC: 0 DP: 0 HBP: 0	WP: 1 PB: 0 SB: 1 CS: 1	PA: 39
PITCHER	IP WLS BF H R ER SO BB IBB HBP BLK WP HR S P ERA WHIP	8.0 L 32 7 4 4 4 3 0 0 0 1 0 37 49 4.50 1.250	1.0 7 2 3 3 1 1 1 0 0 0 0 0 7 15 27.00 3.000	PITCHER																

Batter	1	2	3	4	5	6	7	8	9	AB	R	H	RBI	BB	SO	LOB	BOTTOM			
Bake McBride, L OBP: 0.364, SLG: 0.521 (1, 8)	4-3		G3 FC5-2-4 2B		K			F7		4	0	1	0	0	1	0	Montreal Expos @ Philadelphia Phillies Veterans Stadium, Philadelphia, PA Thu Sep 29 1977, 7:05 PM EDT Att: 25,808 - Unknown livebaseballscorecards.com			
Larry Bowa, S OBP: 0.309, SLG: 0.334 (1, 6)	F8		G3 2-3		4-3		BB 1B		4	0	1	0	0	0	1					
Mike Schmidt, R OBP: 0.392, SLG: 0.576 (1, 5)	F5		FC5-2-6 3-H		F8		BB 1B		3	0	0	0	1	0	1					
Greg Luzinski, R OBP: 0.396, SLG: 0.594 (1, 7)		HR	6-3		1B		L5		4	1	2	1	0	0	3					
Richie Hebner, L OBP: 0.384, SLG: 0.482 (1, 3)		HR			F5		G3		4	1	1	1	0	0	1					
Jay Johnstone, L OBP: 0.348, SLG: 0.463 (1, 9)		L8			4-3		4-3		4	0	1	0	0	0	0					
Tim McCarver, L OBP: 0.409, SLG: 0.521 (1, 2)		1-3 2B			L3		F8		4	0	1	0	0	0	1					
Ted Sizemore, R OBP: 0.346, SLG: 0.357 (1, 4)		1-3 2-3			5-3		F9		3	0	0	0	0	0	1					
Steve Carlton, L OBP: 0.282, SLG: 0.402 (1, 1)		F5			6-3		4-3		2	0	0	0	0	0	1					
Tom Hutton, L OBP: 0.372, SLG: 0.400 (8, PH)									1	0	0	0	0	0	0					
Ron Reed, R OBP: 0.158, SLG: 0.167 (9, 1)									0	0	0	0	0	0	0					
Inning Stats	R: 0 E: 0 K: 0 S: 3	H: 3 LOB: 1 BB: 0 P: 6	R: 2 E: 0 K: 0 S: 6	H: 3 LOB: 1 BB: 0 P: 6	R: 0 E: 0 K: 0 S: 4	H: 1 LOB: 1 BB: 0 P: 4	R: 0 E: 0 K: 1 S: 5	H: 0 LOB: 0 BB: 0 P: 3	R: 0 E: 0 K: 0 S: 4	H: 1 LOB: 1 BB: 0 P: 4	R: 0 E: 0 K: 0 S: 3	H: 0 LOB: 0 BB: 0 P: 3	R: 0 E: 0 K: 0 S: 4	H: 1 LOB: 2 BB: 1 P: 8	R: 0 E: 0 K: 0 S: 3	H: 1 LOB: 0 BB: 0 P: 3	1B: 3 2B: 2 3B: 0 HR: 2	SF: 0 SAC: 0 DP: 1 HBP: 0	WP: 0 PB: 0 SB: 0 CS: 0	PA: 34
PITCHER	IP WLS BF H R ER SO BB IBB HBP BLK WP HR S P ERA WHIP	7.2 W 29 6 2 2 1 0 0 0 0 2 2 31 31 2.35 0.783	1.1 S 5 1 0 0 0 1 0 0 0 0 0 4 8 0.00 1.500	PITCHER																

Batter	1	2	3	4	5	6	7	8	9	AB	R	H	RBI	BB	SO	LOB	TOP	
Dave Cash, R OBP: 0.345, SLG: 0.378 Larry Landreth, R (5, 1)	F8 SF8 2B		6-3		5-3		P6		1-3	3	1	1	0	0	0	1	Montreal Expos @ Philadelphia Phillies Veterans Stadium, Philadelphia, PA Fri Sep 30 1977, 7:05 PM EDT Att: 28,436 - Unknown	
Sam Mejias, R OBP: 0.238, SLG: 0.374 Bill Atkinson, L OBP: 0.200, SLG: 0.290 Jose Morales, R OBP: 0.241, SLG: 0.319 Stan Paol, R OBP: 0.250, SLG: 0.326	F8 2-3			5-3 1B		2B G6-4-3 1B		6-3		4	1	2	0	0	0	1		
Andre Dawson, R OBP: 0.328, SLG: 0.474	SF8 3-H			K		G6-4-3 1-3 2B		F9		3	0	1	1	0	1	1		
Gary Carter, R OBP: 0.353, SLG: 0.515 Tim Blackwell, S OBP: 0.182, SLG: 0.150	G3			5-3 1-2		G6-4-3 BB		4-3		2	0	0	0	1	0	1		
Ellis Valentine, R OBP: 0.335, SLG: 0.510				5-3		G6-4-3 1-2 2-3 3-H				4	1	1	0	0	1	3		
Del Unser, L OBP: 0.348, SLG: 0.459						F7		G3		3	0	1	0	1	0	2		
Jerry White, S OBP: 0.267, SLG: 0.267						FC3-6 1B				4	1	1	0	0	0	2		
Larry Parrish, R OBP: 0.312, SLG: 0.386 Pete Mackanin, R OBP: 0.256, SLG: 0.293				K		E5 1-3 6-3		5-3		2	0	0	0	0	1	1		
Stan Bahnsen, R OBP: 0.178, SLG: 0.167 Hal Dues, R (2, 1) Tony Perez, R OBP: 0.355, SLG: 0.467 Pepe Frias, R OBP: 0.250, SLG: 0.266				6-3		6-3 1-2 3-H		FC1-6 1B		0	0	0	0	0	0	0		
								FC1-6 1B		2	0	1	1	0	0	0		
								FC1-6 1B		2	0	0	0	0	0	0		
								FC1-6 1B		1	0	0	0	0	0	0		
								FC1-6 1B		2	0	1	0	0	0	2		
								FC1-6 1B		1	0	0	0	0	0	0		
								FC1-6 1B		2	0	1	0	0	0	0		
								FC1-6 1B		2	0	1	0	0	0	2		
								FC1-6 1B		1	0	0	0	0	0	0		
								FC1-6 1B		2	0	1	0	0	0	2		
								FC1-6 1B		1	0	0	0	0	0	0		
								FC1-6 1B		2	0	1	0	0	0	2		
								FC1-6 1B		1	0	0	0	0	0	0		
								FC1-6 1B		2	0	1	0	0	0	2		
								FC1-6 1B		1	0	0	0	0	0	0		
								FC1-6 1B		2	0	1	0	0	0	2		
								FC1-6 1B		1	0	0	0	0	0	0		
								FC1-6 1B		2	0	1	0	0	0	2		
								FC1-6 1B		1	0	0	0	0	0	0		
								FC1-6 1B		2	0	1	0	0	0	2		
								FC1-6 1B		1	0	0	0	0	0	0		
								FC1-6 1B		2	0	1	0	0	0	2		
								FC1-6 1B		1	0	0	0	0	0	0		
								FC1-6 1B		2	0	1	0	0	0	2		
								FC1-6 1B		1	0	0	0	0	0	0		
								FC1-6 1B		2	0	1	0	0	0	2		
								FC1-6 1B		1	0	0	0	0	0	0		
								FC1-6 1B		2	0	1	0	0	0	2		
								FC1-6 1B		1	0	0	0	0	0	0		
								FC1-6 1B		2	0	1	0	0	0	2		
								FC1-6 1B		1	0	0	0	0	0	0		
								FC1-6 1B		2	0	1	0	0	0	2		
								FC1-6 1B		1	0	0	0	0	0	0		
								FC1-6 1B		2	0	1	0	0	0	2		
								FC1-6 1B		1	0	0	0	0	0	0		
								FC1-6 1B		2	0	1	0	0	0	2		
								FC1-6 1B		1	0	0	0	0	0	0		
								FC1-6 1B		2	0	1	0	0	0	2		
								FC1-6 1B		1	0	0	0	0	0	0		
								FC1-6 1B		2	0	1	0	0	0	2		
								FC1-6 1B		1	0	0	0	0	0	0		
								FC1-6 1B		2	0	1	0	0	0	2		
								FC1-6 1B		1	0	0	0	0	0	0		
								FC1-6 1B		2	0	1	0	0	0	2		
								FC1-6 1B		1	0	0	0	0	0	0		
								FC1-6 1B		2	0	1	0	0	0	2		
								FC1-6 1B		1	0	0	0	0	0	0		
								FC1-6 1B		2	0	1	0	0	0	2		
								FC1-6 1B		1	0	0	0	0	0	0		
								FC1-6 1B		2	0	1	0	0	0	2		
								FC1-6 1B		1	0	0	0	0	0	0		
								FC1-6 1B		2	0	1	0	0	0	2		
								FC1-6 1B		1	0	0	0	0	0	0		
								FC1-6 1B		2	0	1	0	0	0	2		
								FC1-6 1B		1	0	0	0	0	0	0		
								FC1-6 1B		2	0	1	0	0	0	2		
								FC1-6 1B		1	0	0	0	0	0	0		
								FC1-6 1B		2	0	1	0	0	0	2		
								FC1-6 1B		1	0	0	0	0	0	0		
								FC1-6 1B		2	0	1	0	0	0	2		
								FC1-6 1B		1	0	0	0	0	0	0		
								FC1-6 1B		2	0	1	0	0	0	2		
								FC1-6 1B		1	0	0	0	0	0	0		
								FC1-6 1B		2	0	1	0	0	0	2		
								FC1-6 1B		1	0	0	0	0	0	0		
								FC1-6 1B		2	0	1	0	0	0	2		
								FC1-6 1B		1	0	0	0	0	0	0		
								FC1-6 1B		2	0	1	0	0	0	2		
								FC1-6 1B		1	0	0	0	0	0	0		
								FC1-6 1B		2	0	1	0	0	0	2		
								FC1-6 1B		1	0	0	0	0	0	0		
								FC1-6 1B		2	0	1	0	0	0	2		
								FC1-6 1B		1	0	0	0	0	0	0		
								FC1-6 1B		2	0	1	0	0	0	2		
								FC1-6 1B		1	0	0	0	0	0	0		
								FC1-6 1B		2	0	1	0	0	0	2		
								FC1-6 1B		1	0	0	0	0	0	0		
								FC1-6 1B		2	0	1	0	0	0	2		
								FC1-6 1B		1	0	0	0	0	0	0		
								FC1-6 1B		2	0	1	0	0	0	2		
								FC1-6 1B		1	0	0	0	0	0	0		
								FC1-6 1B		2	0	1	0	0	0	2		
								FC1-6 1B		1	0	0	0	0	0	0		
								FC1-6 1B		2	0	1	0	0	0	2		
								FC1-6 1B		1	0	0	0	0	0	0		
								FC1-6 1B		2	0	1	0	0	0	2		
								FC1-6 1B		1	0	0	0	0	0	0		
								FC1-6 1B		2	0	1	0	0	0	2		
								FC1-6 1B		1	0	0	0					

Batter	1	2	3	4	5	6	7	8	9	AB	R	H	RBI	BB	SO	LOB	TOP									
Dave Cash, R OBP: 0.343, SLG: 0.375 Stan Papi, R OBP: 0.250, SLG: 0.326	F9		F7		6-3			1-3		4	0	0	0	0	0	0	Montreal Expos @ Philadelphia Phillies Veterans Stadium, Philadelphia, PA Sun Oct 02 1977, 3:33 AM EDT Att: 25,412 - Unknown									
Chris Speier, R OBP: 0.317, SLG: 0.339	BB		4-3			WP BB		F9		2	0	0	0	2	0											
Andre Dawson, R OBP: 0.326, SLG: 0.474	K			1-3		F7		K		4	0	0	0	0	2											
Tony Perez, R OBP: 0.352, SLG: 0.463 Jerry White, S OBP: 0.227, SLG: 0.190	K			5-3		F8			F2	3	0	0	0	0	1	2										
Ellis Valentine, R OBP: 0.331, SLG: 0.504			6-3		5-3			L6		4	0	0	0	0	0	1										
Gary Carter, R OBP: 0.356, SLG: 0.525 Hal Dues, R						E6 HR				3	2	2	1	0	0	0										
Larry Parrish, R OBP: 0.314, SLG: 0.386	HR							4-3 2B		1	0	1	0	0	0	0										
Del Unser, L OBP: 0.346, SLG: 0.453	K					F7		4-3		4	0	0	0	0	2	3										
Pete Mackanin, R OBP: 0.258, SLG: 0.329	1-3							L4		3	1	1	2	0	0	1										
Steve Rogers, R OBP: 0.140, SLG: 0.104 Jose Morales, R OBP: 0.247, SLG: 0.324			4-3			L9		F4		2	0	0	0	0	0	0										
Inning Stats	R: 0 E: 0 K: 2 S: 7	H: 0 LOB: 1 BB: 1 P: 11	R: 1 E: 0 K: 1 S: 6	H: 1 LOB: 0 BB: 0 P: 6	R: 0 E: 0 K: 0 S: 3	H: 0 LOB: 0 BB: 0 P: 3	R: 0 E: 0 K: 0 S: 3	H: 0 LOB: 0 BB: 0 P: 3	R: 2 E: 1 K: 0 S: 5	H: 1 LOB: 0 BB: 0 P: 5	R: 0 E: 0 K: 0 S: 3	H: 1 LOB: 1 BB: 1 P: 7	R: 0 E: 0 K: 0 S: 4	H: 1 LOB: 0 BB: 0 P: 4	R: 0 E: 0 K: 1 S: 5	H: 0 LOB: 0 BB: 0 P: 5	R: 0 E: 0 K: 1 S: 6	H: 1 LOB: 1 BB: 0 P: 6	1B: 1 2B: 1 3B: 0 HR: 2	SF: 0 SAC: 0 DP: 0 HBP: 0	WP: 1 PB: 0 SB: 0 CS: 0	PA: 34				
PITCHER	IP	WLS	BF	H	R	ER	SO	BB	IBB	HBP	BLK	WP	HR	S	P	ERA	WHIP									
Larry Christenson, R ERA: 4.86	(1, 1)	7.0	W	27	3	3	2	3	2	0	0	0	1	2	31	39	2.57	0.714								
Tug McGraw, L ERA: 2.62	(8, 1)	1.0		3	0	0	0	1	0	0	0	0	0	0	5	5	0.00	0.000								
Gene Garber, R ERA: 2.35	(9, 1)	1.0	S	4	1	0	0	1	0	0	0	0	0	0	6	6	0.00	1.000								

Batter	1	2	3	4	5	6	7	8	9	AB	R	H	RBI	BB	SO	LOB	BOTTOM									
Jerry Martin, R OBP: 0.328, SLG: 0.447	K		K	5-3			5-3			4	0	0	0	0	2	1	Montreal Expos @ Philadelphia Phillies Veterans Stadium, Philadelphia, PA Sun Oct 02 1977, 3:33 AM EDT Att: 25,412 - Unknown									
Larry Bowa, S OBP: 0.313, SLG: 0.340 Terry Harmon, R OBP: 0.265, SLG: 0.300	2B		1B SF8		1-3		BB			2	2	2	0	0	0	0										
Davey Johnson, R OBP: 0.408, SLG: 0.545 Fred Andrews, R OBP: 0.200, SLG: 0.261	2B		1B		P4		BB			3	1	2	1	0	0	0										
Jay Johnstone, L OBP: 0.349, SLG: 0.479	G3		SF8					4-3		3	1	1	2	0	0	1										
Richie Hebner, L OBP: 0.381, SLG: 0.484	F9		1B		K			6-3		4	0	1	0	0	1	0										
Gary Maddox, R OBP: 0.323, SLG: 0.448 Tom Hutton, L OBP: 0.394, SLG: 0.420	BB					F5				0	0	0	0	0	0	0										
Bob Boone, R OBP: 0.343, SLG: 0.436 Barry Foote, R OBP: 0.295, SLG: 0.420	K				F9		F3			3	0	0	0	0	1	2										
Jim Morrison, R OBP: 0.500, SLG: 0.429	1B				E5		K			3	0	1	0	0	1	0										
Larry Christenson, R OBP: 0.179, SLG: 0.257 John Vukovich, R	K				6-3					2	0	0	0	0	1	2										
Tug McGraw, R OBP: 0.330, SLG: 0.400 Gene Garber, R					6-3		P6			1	0	0	0	0	0	0										
Inning Stats	R: 2 E: 0 K: 1 S: 7	H: 2 LOB: 0 BB: 0 P: 7	R: 0 E: 0 K: 2 S: 7	H: 1 LOB: 1 BB: 1 P: 11	R: 1 E: 0 K: 1 S: 7	H: 3 LOB: 2 BB: 0 P: 7	R: 1 E: 1 K: 0 S: 5	H: 1 LOB: 1 BB: 0 P: 5	R: 1 E: 0 K: 1 S: 6	H: 1 LOB: 0 BB: 0 P: 6	R: 0 E: 0 K: 1 S: 5	H: 0 LOB: 0 BB: 0 P: 5	R: 0 E: 0 K: 0 S: 3	H: 0 LOB: 1 BB: 1 P: 7	R: 0 E: 0 K: 0 S: 4	H: 1 LOB: 1 BB: 0 P: 4	R: 0 E: 0 K: 0 S: 5	H: 1 LOB: 1 BB: 0 P: 4	1B: 5 2B: 4 3B: 0 HR: 1	SF: 1 SAC: 0 DP: 1 HBP: 0	WP: 1 PB: 0 SB: 0 CS: 1	PA: 34				
PITCHER	IP	WLS	BF	H	R	ER	SO	BB	IBB	HBP	BLK	WP	HR	S	P	ERA	WHIP									
Steve Rogers, R ERA: 3.1	(1, 1)	6.0	L	26	8	5	4	6	1	0	0	0	0	0	7	11	0.00	1.000								
Hal Dues, R ERA: 4.3	(7, 1)	2.0		8	1	0	0	0	1	0	0	0	0	0	7	11	0.00	1.000								