Montreal Expos - 1978

Batter	1	2	3	4	5	6	7	8	9	AB	R	H	RBI	BB	SO	LOB
Ellis Valentine, R (1, 9)	K	K			K		L7			4	0	0	0	0	3	2
Dave Cash, R (1, 4) OBP: 0.500, SLG: 0.500	FC5-4 1B		FC6-4 1B		5-3			5-3		4	0	2	0	0	0	0
Andre Dawson, R (1, 8)	FC5-4 2B 1-2f		F8		K			5-3		4	0	0	0	0	1	2
Gary Carter, R (1, 2) OBP: 0.500, SLG: 1.500	1-3 2B		FC6-4 1B 1-2f			HR		F7		4	1	2	1	0	0	1
Tony Perez, R (1, 3) OBP: 0.250, SLG: 0.250	K		1-3 FC4-6 1B			5-3			6-3	4	0	1	0	0	1	2
Warren Cromartie, L (1, 7) Sam Mejias, R (2, 7) Stan Papi, R (9, PH)		F4-3	FC4-6 1-2f			1-3			6-3	1 2 1	0 0 0	0 0 0	0 0 0	0 0 0	0 0 0	0 2 0
Larry Parrish, R (1, 5) OBP: 0.250, SLG: 0.250		K		G1-6-3 1B		6-3			6-3	4	0	1	0	0	1	0
Chris Speier, R (1, 6) OBP: 0.333, SLG: 0.333		1B 1B		K			F8			3	0	1	0	0	1	1
Steve Rogers, R (1, 1) OBP: 0.500, SLG: 0.500 Jerry White, S (7, PH) Stan Bahnsen, R (7, 1)		1-2 1B		G1-6-3 1-2f			F8			2 1 0	0 0 0	1 0 0	0 0 0	0 0 0	0 0 0	1 0 0
Inning Stats	R: 0 E: 0 K: 2 S: 9 H: 2 LOB: 2 BB: 0 P: 9	R: 0 E: 0 K: 2 S: 9 H: 2 LOB: 2 BB: 0 P: 9	R: 0 E: 0 K: 0 S: 5 H: 2 LOB: 2 BB: 0 P: 5	R: 0 E: 0 K: 1 S: 5 H: 1 LOB: 0 BB: 0 P: 5	R: 0 E: 0 K: 2 S: 7 H: 0 LOB: 0 BB: 0 P: 7	R: 1 E: 0 K: 0 S: 4 H: 1 LOB: 0 BB: 0 P: 4	R: 0 E: 0 K: 0 S: 3 H: 0 LOB: 0 BB: 0 P: 3	R: 0 E: 0 K: 0 S: 3 H: 0 LOB: 0 BB: 0 P: 3	R: 0 E: 0 K: 0 S: 3 H: 0 LOB: 0 BB: 0 P: 3	1B: 6 2B: 1 3B: 0 HR: 1	SF: 0 SAC: 0 DP: 1 HBP: 0					

PITCHER	IP	WLS	BF	H	R	ER	SO	BB	IBB	HBP	BLK	WP	HR	S	P	ERA	WHIP
Jerry Koosman, L (1, 1) ERA: 1.0	9.0	W	34	8	1	1	7	0	0	0	0	0	1	48	48	1.00	0.889

PITCHER	IP	WLS	BF	H	R	ER	SO	BB	IBB	HBP	BLK	WP	HR	S	P	ERA	WHIP

TOP

Montreal Expos @ New York Mets

Shea Stadium, Flushing, NY

Fri Apr 07 1978, 3:33 AM EST

Att. 11,736 - Unknown

livebaseballscorecards.com

AB	34
R	1
H	8
RBI	1
BB	0
SO	7
LOB	11

WP: 0 PB: 0 SB: 0 CS: 0 PA: 34

Batter	1	2	3	4	5	6	7	8	9	AB	R	H	RBI	BB	SO	LOB
Lenny Randle, S (1, 5)	4-3	4-3			P1		K			4	0	0	0	0	1	2
Tim Foli, R (1, 6)	F8		E6 G1-6-3		F2			F5		4	0	0	0	0	0	0
Steve Henderson, R (1, 7) OBP: 0.500, SLG: 0.333	K		G1-6-3 1-2f			5-3 2B 1B		WP 1B BB		3	1	1	0	1	1	1
Willie Montanez, L (1, 3) OBP: 0.250, SLG: 0.500		2B 2B	G3			F8		F9 1-2		4	1	1	0	0	0	2
Ken Henderson, S (1, 9) OBP: 0.500, SLG: 0.667		G3 1B 2-H 2B		1-3		5-3 1-2		1B IBB		3	1	1	1	1	0	1
Lee Mazzilli, S (1, 8) OBP: 0.500, SLG: 0.750		G3 2-3		G3		2-H 2B		1-2 2-H 1B		4	0	2	1	0	0	1
John Stearns, R (1, 2) OBP: 0.667, SLG: 0.500		BBBB 1B BB		S 1B		L6				2	0	1	0	1	0	1
Doug Flynn, R (1, 4) OBP: 0.667, SLG: 0.500		1-2 3-H 1B		F6-3 1-2			BBBB CS BB			2	0	1	1	1	0	1
Jerry Koosman, R (1, 1)		F5			F2		SSS K 1-2			3	0	0	0	0	1	3
Inning Stats	R: 0 E: 0 K: 1 S: 5 H: 0 LOB: 0 BB: 0 P: 5	R: 2 E: 0 K: 0 S: 6 H: 3 LOB: 2 BB: 1 P: 10	R: 0 E: 1 K: 0 S: 3 H: 0 LOB: 0 BB: 0 P: 3	R: 0 E: 0 K: 0 S: 4 H: 1 LOB: 1 BB: 0 P: 4	R: 0 E: 0 K: 0 S: 3 H: 0 LOB: 0 BB: 0 P: 3	R: 1 E: 0 K: 0 S: 5 H: 2 LOB: 1 BB: 0 P: 5	R: 0 E: 0 K: 2 S: 6 H: 0 LOB: 0 BB: 1 P: 10	R: 0 E: 0 K: 0 S: 3 H: 1 LOB: 2 BB: 2 P: 11		1B: 4 2B: 3 3B: 0 HR: 0	SF: 0 SAC: 0 DP: 1 HBP: 0						

PITCHER		IP	WLS	BF	H	R	ER	SO	BB	IBB	HBP	BLK	WP	HR	S	P	ERA	WHIP
Steve Rogers, R	(1, 1)	6.0	L	25	6	3	3	1	1	0	0	0	0	0	26	30	4.50	1.167
ERA: 4.5																		
Stan Bahnsen, R	(7, 1)	2.0		8	1	0	0	2	2	1	0	0	1	0	9	21	0.00	1.500
ERA:																		

PITCHER	IP	WLS	BF	H	R	ER	SO	BB	IBB	HBP	BLK	WP	HR	S	P	ERA	WHIP

BOTTOM

Montreal Expos @ New York Mets

Shea Stadium, Flushing, NY

Fri Apr 07 1978, 3:33 AM EST

Att. 11,736 - Unknown

livebaseballscorecards.com

AB	29
R	3
H	7
RBI	3
BB	4
SO	3
LOB	12

Batter	1	2	3	4	5	6	7	8	9	AB	R	H	RBI	BB	SO	LOB
Ellis Valentine, R (1, 9) OBP: 0.222, SLG: 0.222	F4-6-3 1B		FC1-5 S 1B	F9		5-3	F4			5	0	2	0	0	0	3
Dave Cash, R (1, 4) Sam Mejias, R (8, 7)	F4-6-3 1-2		1-3 1-2	1B 3B 2-H 3-H		BB 1B 1B		S 1B		5	2	3	2	0	0	2
										0	0	0	0	0	0	0
Andre Dawson, R (1, 8) OBP: 0.333, SLG: 0.143	BB S BB		FC1-5 BB S 2-3	E 1B 3-H		1B 1B BB 1-2		K 1-2		3	1	1	1	2	1	2
Gary Carter, R (1, 2) OBP: 0.444, SLG: 0.875	P6 1-2		BB 1-2	E7 1-3		1B 1B 1-2 2-H		K		4	0	1	1	1	1	3
Tony Perez, R (1, 3) OBP: 0.333, SLG: 0.250 Pepe Frias, R (8, 4)		K	BB 1-2 2-3	K		F4-6-3 1-3 2-H		6-3		4	0	1	1	1	2	3
										0	0	0	0	0	0	0
Del Unser, L (1, 7) (8, 3)		F7	F4		F7	F4-6-3 1-2			F4-3	5	0	0	0	0	0	5
Wayne Garrett, L (1, 5) OBP: 0.400, SLG: 0.250		1B 1B	3B BB SH1-4 1B		F7		F9		F7	4	1	1	0	1	0	0
Chris Speier, R (1, 6) OBP: 0.625, SLG: 0.625		1-3 1B	3B 1B 1-2 SH1-4		1B		E6 SH5-4		1B	5	1	4	0	0	0	0
Rudy May, L (1, 1) Stan Bahnsen, R (9, 1)		K	SH1-4 1-2 2-3		F9		SH5-4 1-2		K	3	0	0	0	0	2	4
										0	0	0	0	0	0	0
Inning Stats	R: 0 H: 1 E: 0 LOB: 1 K: 0 BB: 1 S: 3 P: 7	R: 0 H: 2 E: 0 LOB: 2 K: 2 BB: 0 S: 9 P: 9	R: 0 H: 1 E: 0 LOB: 3 K: 0 BB: 2 S: 4 P: 12	R: 3 H: 3 E: 1 LOB: 2 K: 1 BB: 1 S: 9 P: 13	R: 0 H: 1 E: 0 LOB: 1 K: 0 BB: 0 S: 4 P: 4	R: 2 H: 3 E: 0 LOB: 1 K: 0 BB: 1 S: 5 P: 9	R: 0 H: 0 E: 1 LOB: 1 K: 0 BB: 0 S: 4 P: 4	R: 0 H: 1 E: 0 LOB: 1 K: 2 BB: 0 S: 8 P: 8	R: 0 H: 1 E: 0 LOB: 1 K: 1 BB: 0 S: 6 P: 6	1B: 12 SF: 0 2B: 0 SAC: 2 3B: 1 DP: 2 HR: 0 HBP: 0						

TOP

Montreal Expos @ New York Mets

Shea Stadium, Flushing, NY

Sat Apr 08 1978, 3:33 AM EST

Att. 7,259 - Unknown

livebaseballscorecards.com

AB	38
R	5
H	13
RBI	5
BB	5
SO	6
LOB	22

PITCHER		IP	WLS	BF	H	R	ER	SO	BB	IBB	HBP	BLK	WP	HR	S	P	ERA	WHIP
Nino Espinosa, R ERA: 5.4	(1, 1)	5.0		27	8	3	3	3	4	0	0	0	0	0	29	45	5.40	2.400
Butch Metzger, R ERA: 54.0	(6, 1)	0.1		5	3	2	2	0	1	0	0	0	0	0	4	8	54.00	12.000
Bob Myrick, L ERA:	(6, 1)	1.2		5	0	0	0	0	0	0	0	0	0	0	5	5	0.00	0.000
Mardie Cornejo, R ERA:	(8, 1)	2.0	W	8	2	0	0	3	0	0	0	0	0	0	14	14	0.00	1.000

PITCHER	IP	WLS	BF	H	R	ER	SO	BB	IBB	HBP	BLK	WP	HR	S	P	ERA	WHIP

Montreal Expos @ New York Mets

Shea Stadium, Flushing, NY

Sat Apr 08 1978, 3:33 AM EST

Att. 7,259 - Unknown

livebaseballscorecards.com

BOTTOM

Batter	1	2	3	4	5	6	7	8	9	AB	R	H	RBI	BB	SO	LOB
Lenny Randle, S (1, 5)	BBBB 4-0 BB		BBBB 4-0 S BB		x 0-0 5-3 ② 1-2		x 0-0 F7 ①		x 0-0 SH5-4 ① 1-2	2	0	0	0	2	0	2
Tim Foli, R (1, 6) OBP: 0.111, SLG: 0.111	x 0-0 F3 ①		x 0-0 P3 ③ 1-2		x 0-0 FC6-4 2-H 1B		x 0-0 6-3 ②		x 0-0 F7 ②	5	0	1	1	0	0	4
Steve Henderson, R (1, 7) OBP: 0.375, SLG: 0.714 Mardie Cornejo, R (8, 1) Ed Kranepool, L (9, PH) OBP: 1.000, SLG: 4.000	SSS 0-3 K ②			x 0-0 HR	x 0-0 FC6-4 ③ 1-2f		SSS 0-3 K ③		x 0-0 HR 2-H	4 0 1	1 0 1	1 0 1	1 0 2	0 0 0	2 0 0	3 0 0
Willie Montanez, L (1, 3) OBP: 0.125, SLG: 0.250	x 0-0 G3 ③			SSS 0-3 K ①		SSS 0-3 K ①		x 0-0 E7 HR		4	1	0	0	0	2	1
Ken Henderson, S (1, 9) OBP: 0.500, SLG: 0.500		x 0-0 F9 ①		BBBB 4-0 BB		x 0-0 2B 1B		x 0-0 6-3 ①		3	0	1	0	1	0	1
John Stearns, R (1, 2) OBP: 0.286, SLG: 0.167		SSS 0-3 K ②		x 0-0 F7 ②		x 0-0 F7 ②		x 0-0 F7 ②		4	0	0	0	0	1	3
Lee Mazzilli, S (1, 8) OBP: 0.500, SLG: 1.125		x 0-0 F8 ③		x 0-0 F8 ③		x 0-0 1-3 2B		x 0-0 HR 2-H		4	1	2	2	0	0	1
Doug Flynn, R (1, 4) OBP: 0.286, SLG: 0.167			x 0-0 F6-3 ①		x 0-0 F6 5-3 1B	x 0-0 F5-3 ③		SSS 0-3 K ③		4	1	0	0	0	1	2
Nino Espinosa, R (1, 1) Joel Youngblood, R (5, PH) Butch Metzger, R (6, 1) Bob Myrick, R (6, 1) Bruce Boisclair, L (7, PH) OBP: 1.000, SLG: 1.000 (8, 7)			x 0-0 1-3 ②	x 0-0 F7 ①		x 0-0 E1 1B			BBBB 4-0 SH5-4 HR BB	1 1 0 0 1	0 0 0 0 1	0 0 0 0 1	0 0 0 0 1	0 0 0 0 0	0 0 0 0 0	0 1 0 0 0
Inning Stats	R: 0 E: 0 K: 1 S: 5 H: 0 LOB: 1 BB: 1 P: 9	R: 0 E: 0 K: 1 S: 5 H: 0 LOB: 0 BB: 0 P: 5	R: 0 E: 0 K: 0 S: 3 H: 0 LOB: 1 BB: 1 P: 7	R: 1 E: 0 K: 1 S: 6 H: 1 LOB: 1 BB: 1 P: 10	R: 1 E: 1 K: 0 S: 5 H: 1 LOB: 1 BB: 0 P: 5	R: 0 E: 0 K: 1 S: 7 H: 2 LOB: 2 BB: 0 P: 7	R: 0 E: 1 K: 1 S: 6 H: 1 LOB: 1 BB: 0 P: 6	R: 2 E: 1 K: 1 S: 7 H: 1 LOB: 0 BB: 0 P: 7	R: 2 E: 0 K: 0 S: 3 H: 1 LOB: 0 BB: 1 P: 7	1B: 3 2B: 1 3B: 0 HR: 3	SF: 0 SAC: 1 DP: 0 HBP: 0						

	AB	34
	R	6
	H	7
	RBI	6
	BB	4
	SO	6
	LOB	18

WP: 0 PB: 0 SB: 1 CS: 0 PA: 39

PITCHER		IP	WLS	BF	H	R	ER	SO	BB	IBB	HBP	BLK	WP	HR	S	P	ERA	WHIP
Rudy May, L ERA: 2.16	(1, 1)	8.1		37	6	5	2	6	4	0	0	0	0	2	45	61	2.16	1.200
Stan Bahnsen, R ERA: 3.86	(9, 1)	0.1	L	2	1	1	1	0	0	0	0	0	0	1	2	2	27.00	3.000

PITCHER	IP	WLS	BF	H	R	ER	SO	BB	IBB	HBP	BLK	WP	HR	S	P	ERA	WHIP

Montreal Expos @ New York Mets

Shea Stadium, Flushing, NY

Sun Apr 09 1978, 3:33 AM EST

Unknown

TOP

livebaseballscorecards.com

Batter	1	2	3	4	5	6	7	8	9	AB	R	H	RBI	BB	SO	LOB
Ellis Valentine, R (1, 9) OBP: 0.357, SLG: 0.571	F6-4-3 1B		K		HR			6-3	1B 2-H	5	1	3	2	0	1	1
Dave Cash, R (1, 4) OBP: 0.357, SLG: 0.500	F6-4-3 1-2		F5-4-3 1-2		F8			F7	F8	5	0	0	0	0	0	3
Andre Dawson, R (1, 8) OBP: 0.231, SLG: 0.091	K			3-1		6-3		F2		4	0	0	0	0	1	0
Gary Carter, R (1, 2) OBP: 0.385, SLG: 0.636		K		F8		F7			1B 1B BB	3	1	0	0	1	1	0
Tony Perez, R (1, 3) OBP: 0.308, SLG: 0.250		E5 1B		BB 1B		F4			F5	4	0	1	0	0	0	1
Del Unser, L (1, 7) OBP: 0.444, SLG: 0.375		1-3 1B		1-2 BB			1B		1B 1-2 2B	3	1	3	0	1	0	0
Wayne Garrett, L (1, 5) OBP: 0.222, SLG: 0.125		K		L8			F8		F7	4	0	0	0	0	1	7
Chris Speier, R (1, 6) OBP: 0.500, SLG: 0.500		P6			F2		F8		1B 1-2 2-H	4	1	1	1	0	0	3
Wayne Twitchell, R (1, 1) Hal Dues, R (2, 1) OBP: 0.500, SLG: 0.500 Darold Knowles, L (6, 1) Jerry White, S (7, PH) Fred Holdsworth, R (7, 1) Larry Parrish, R (9, PH) OBP: 0.400, SLG: 0.600			F5-4-3 1B		K		K		2B 1-H 2-H	0 2 0 1 0 1	0 0 0 0 0 1	0 1 0 0 0 1	0 0 0 0 0 2	0 0 0 0 0 0	0 1 0 0 0 0	0 0 0 1 0 0
Inning Stats	R: 0 E: 0 K: 1 S: 5 H: 1 LOB: 0 BB: 0 P: 5	R: 0 E: 1 K: 2 S: 9 H: 1 LOB: 2 BB: 0 P: 9	R: 0 E: 0 K: 1 S: 5 H: 1 LOB: 0 BB: 0 P: 5	R: 0 E: 0 K: 0 S: 4 H: 1 LOB: 2 BB: 1 P: 8	R: 1 E: 0 K: 1 S: 6 H: 1 LOB: 0 BB: 0 P: 6	R: 0 E: 0 K: 0 S: 3 H: 0 LOB: 0 BB: 0 P: 3	R: 0 E: 0 K: 1 S: 6 H: 1 LOB: 1 BB: 0 P: 6	R: 0 E: 0 K: 0 S: 3 H: 0 LOB: 0 BB: 0 P: 3	R: 4 E: 0 K: 0 S: 7 H: 4 LOB: 1 BB: 1 P: 11	1B: 8 2B: 1 3B: 0 HR: 1 SF: 0 SAC: 0 DP: 2 HBP: 0						

	AB	36
	R	5
	H	10
	RBI	5
	BB	2
	SO	6
	LOB	16

WP: 0 PB: 0 SB: 0 CS: 0 PA: 38

PITCHER		IP	WLS	BF	H	R	ER	SO	BB	IBB	HBP	BLK	WP	HR	S	P	ERA	WHIP
Pat Zachry, R ERA: 1.29	(1, 1)	7.0	W	27	6	1	1	6	1	0	0	0	0	1	38	42	1.29	1.000
Skip Lockwood, R ERA: 21.6	(8, 1)	1.2		9	3	4	4	0	1	0	0	0	0	0	8	12	21.60	2.400
Mardie Cornejo, R ERA:	(9, 1)	0.1	S	2	1	0	0	0	0	0	0	0	0	0	2	2	0.00	3.000

PITCHER	IP	WLS	BF	H	R	ER	SO	BB	IBB	HBP	BLK	WP	HR	S	P	ERA	WHIP

Montreal Expos @ New York Mets

Shea Stadium, Flushing, NY

Sun Apr 09 1978, 3:33 AM EST

Unknown

BOTTOM

Batter	1	2	3	4	5	6	7	8	9	AB	R	H	RBI	BB	SO	LOB
Lenny Randle, S (1, 5)	BBBB 4-0 CS BB	H 1-0 G5-4-3 1-2 2-3 HBP			x 0-0 F7 ②		x 0-0 4-3 ①			2	0	0	0	1	0	0
Tim Foli, R (1, 6) OBP: 0.154, SLG: 0.083	BBBB 4-0 ① 1-2 HR BB	x 0-0 ②③ G5-4-3 1-2f			x 0-0 ③ L8		x 0-0 ② L5			3	1	0	0	1	0	3
Bruce Boisclair, L (1, 7) OBP: 0.833, SLG: 1.500	x 0-0 1-H HR	x 0-0 ① 4-3				x 0-0 BB 1B HR 1B	BBBB 4-0 BB			3	2	2	2	1	0	0
Willie Montanez, L (1, 3) OBP: 0.250, SLG: 0.273	BBBB 4-0 9-6 BB BB	x 0-0 ② F9				x 0-0 BB 1-2 HR 1B	x 0-0 ③ F7			3	1	1	0	1	0	1
Ken Henderson, S (1, 9) OBP: 0.500, SLG: 0.444	BBBB 4-0 1-2 BB	x 0-0 CS 1B			SSS 0-3 ① K			x 0-0 ① F6		3	0	1	0	1	1	2
Lee Mazzilli, S (1, 8) OBP: 0.500, SLG: 0.900	x 0-0 ②③ 9-6 2-3f	x 0-0 ③ CS 1-2	x 0-0 ① G2		BBBB 4-0 1-2 2-3 HR BB			BBBB 4-0 1B BB		2	1	0	0	2	0	2
Ron Hodges, L (1, 2)	x 0-0 ① G3	x 0-0 ② F9			x 0-0 1-H 2-H 3-H HR		x 0-0 ② F7			2	0	0	0	0	0	0
Steve Henderson, R (6, PH) OBP: 0.444, SLG: 1.125										1	1	1	4	0	0	0
John Stearns, R (7, 2) OBP: 0.250, SLG: 0.143										1	0	0	0	0	0	1
Doug Flynn, R (1, 4) OBP: 0.364, SLG: 0.300	x 0-0 HBP BB 1B	SSS 0-3 ③ K			x 0-0 ② F5-3		x 0-0 FC6-4 1-2 1B			4	0	2	0	0	1	0
Pat Zachry, R (1, 1)	BBBB 4-0 HBP 1-2 BB				x 0-0 ① 1-3	x 0-0 ③ 5-3		x 0-0 ③ FC6-4 1-2f		2	0	0	0	1	0	0
Skip Lockwood, R (8, 1)										1	0	0	0	0	0	2
Mardie Cornejo, R (9, 1)										0	0	0	0	0	0	0
Inning Stats	R: 2 E: 0 K: 0 S: 2 H: 1 LOB: 1 BB: 4 P: 18	R: 0 E: 0 K: 0 S: 3 H: 1 LOB: 2 BB: 1 P: 8	R: 0 E: 0 K: 0 S: 3 H: 1 LOB: 0 BB: 0 P: 3	R: 0 E: 0 K: 1 S: 5 H: 0 LOB: 0 BB: 0 P: 5	R: 0 E: 0 K: 0 S: 3 H: 0 LOB: 0 BB: 0 P: 3	R: 4 E: 0 K: 1 S: 8 H: 3 LOB: 0 BB: 1 P: 12	R: 0 E: 0 K: 0 S: 3 H: 0 LOB: 1 BB: 1 P: 7	R: 0 E: 0 K: 0 S: 4 H: 1 LOB: 2 BB: 1 P: 8							

livebaseballscorecards.com

AB	27
R	6
H	7
RBI	6
BB	8
SO	2
LOB	11

1B: 5 SF: 0 WP: 0 PA: 37
2B: 1 SAC: 0 PB: 0
3B: 0 DP: 2 SB: 0
HR: 2 HBP: 1 CS: 2

PITCHER		IP	WLS	BF	H	R	ER	SO	BB	IBB	HBP	BLK	WP	HR	S	P	ERA	WHIP
Wayne Twitchell, R ERA: 13.5	(1, 1)	1.1	L	10	2	2	2	0	5	0	1	0	0	1	4	25	13.50	5.250
Hal Dues, R ERA: 6.75	(2, 1)	4.0		14	3	3	3	2	1	0	0	0	0	0	17	21	6.75	1.000
Darold Knowles, L ERA: 13.5	(6, 1)	0.2		3	1	1	1	0	0	0	0	0	0	1	3	3	13.50	1.500
Fred Holdsworth, R ERA:	(7, 1)	2.0		9	1	0	0	0	2	0	0	0	0	0	7	15	0.00	1.500

PITCHER	IP	WLS	BF	H	R	ER	SO	BB	IBB	HBP	BLK	WP	HR	S	P	ERA	WHIP

Batter	1	2	3	4	5	6	7	8	9	AB	R	H	RBI	BB	SO	LOB
Ellis Valentine, R (1, 9) OBP: 0.368, SLG: 0.526	CS 1B	FC4-6 1-2f			F8		K	1-2 1B		5	0	2	0	0	1	2
Dave Cash, R (1, 4) Pepe Frias, R (8, 4) OBP: 0.368, SLG: 0.444	5-3 1-2		L9		BLK 1B 1B		E 1B BB	L7 2-3		4 0	2 0	1 0	0 0	1 0	0 0	3 0
Andre Dawson, R (1, 8) OBP: 0.222, SLG: 0.125	K		6-3		WP 1-H 1B		E6 1B 1-2 1B		F5	5	1	1	1	0	1	1
Gary Carter, R (1, 2) OBP: 0.444, SLG: 0.600		5-3	1B		FC5-4 1-2 BB		1B 1-2 2-H 1B		F4-3	4	0	2	1	1	0	0
Tony Perez, R (1, 3) OBP: 0.222, SLG: 0.176 Sam Mejias, R (9, 7)	E6 FC4-6		F4-3		FC5-4 1-2f		F7		L7	5 0	0 0	0 0	0 0	0 0	0 0	5 0
Del Unser, L (1, 7) OBP: 0.462, SLG: 0.417 (9, 3)	FC4-6 1-2f 2B			F6-4-3 1B		F9	S 1-3 2-H 1B			4	1	2	1	0	0	1
Larry Parrish, R (1, 5) OBP: 0.444, SLG: 0.667	1-H 3B 2B			F6-4-3 1-2		5-3 1B	F8 1-2			4	1	2	1	0	0	3
Chris Speier, R (1, 6) OBP: 0.438, SLG: 0.563	2-H 3B			6-3		5-3 1-2		F9		4	0	1	1	0	0	1
Ross Grimsley, L (1, 1)	FC4-6 BB				K	F4-3		L7 1B BB		2	0	0	0	2	1	1
Inning Stats	R: 0 H: 1 E: 0 LOB: 0 K: 1 BB: 0 S: 5 P: 5	R: 2 H: 2 E: 1 LOB: 2 K: 0 BB: 1 S: 6 P: 10	R: 0 H: 1 E: 0 LOB: 1 K: 0 BB: 0 S: 4 P: 4	R: 0 H: 1 E: 0 LOB: 0 K: 0 BB: 0 S: 3 P: 3	R: 1 H: 2 E: 0 LOB: 2 K: 1 BB: 1 S: 7 P: 11	R: 0 H: 1 E: 0 LOB: 1 K: 0 BB: 0 S: 4 P: 4	R: 2 H: 2 E: 1 LOB: 2 K: 1 BB: 1 S: 8 P: 12	R: 0 H: 1 E: 0 LOB: 1 K: 0 BB: 1 S: 3 P: 7	R: 0 H: 0 E: 0 LOB: 0 K: 0 BB: 0 S: 3 P: 3	1B: 9 SF: 0 2B: 1 SAC: 0 3B: 1 DP: 1 HR: 0 HBP: 0						

PITCHER	IP	WLS	BF	H	R	ER	SO	BB	IBB	HBP	BLK	WP	HR	S	P	ERA	WHIP
Mike Bruhert, R (1, 1) ERA: 1.5	6.0	L	27	8	3	1	2	2	0	0	1	1	0	29	37	1.50	1.667
Butch Metzger, R (7, 1) ERA: 27.0	0.2		5	1	2	1	1	1	0	0	0	0	0	6	10	13.50	3.000
Paul Siebert, L (7, 1) ERA:	1.1		6	2	0	0	0	1	0	0	0	0	0	5	9	0.00	2.250
Bob Myrick, L (9, 1) ERA:	1.0		3	0	0	0	0	0	0	0	0	0	0	3	3	0.00	0.000

PITCHER	IP	WLS	BF	H	R	ER	SO	BB	IBB	HBP	BLK	WP	HR	S	P	ERA	WHIP

TOP

Montreal Expos @ New York Mets

Shea Stadium, Flushing, NY

Sun Apr 09 1978, 3:38 AM EST

Att. 30,448 - Unknown

livebaseballscorecards.com

AB	37
R	5
H	11
RBI	5
BB	4
SO	3
LOB	17

1B: 9	SF: 0	WP: 1	PA: 41
2B: 1	SAC: 0	PB: 0	
3B: 1	DP: 1	SB: 1	
HR: 0	HBP: 0	CS: 1	

Batter	1	2	3	4	5	6	7	8	9	AB	R	H	RBI	BB	SO	LOB
Lenny Randle, S (1, 5) OBP: 0.438, SLG: 0.100	BBBB 4-0 G1-6-3 BB		x 0-0 FC5-4 1B			x 0-0 ② F3		BBBB 4-0 BB		2	0	1	0	2	0	0
Tim Foli, R (1, 6) OBP: 0.176, SLG: 0.067	x 0-0 ① L7		x 0-0 ③ FC5-4 1-2f			BBBB 4-0 BB		x 0-0 ③ F5		3	0	0	0	1	0	3
Steve Henderson, R (1, 7) OBP: 0.308, SLG: 0.750	x 0-0 ②③ G1-6-3 1-2f			SSS 0-3 ① K		x 0-0 ③ F8			SSS 0-3 ① K	4	0	0	0	0	2	2
Willie Montanez, L (1, 3) OBP: 0.313, SLG: 0.286		x 0-0 ① F9		x 0-0 ② F9			x 0-0 1B		BBBB 4-0 FC5-4 BB	3	0	1	0	1	0	0
Ken Henderson, S (1, 9) OBP: 0.375, SLG: 0.308		x 0-0 ② F8		SSS 0-3 ③ K			x 0-0 ① L7		x 0-0 ② F7	4	0	0	0	0	1	2
John Stearns, R (1, 2) OBP: 0.333, SLG: 0.200		BBBB 4-0 BB			x 0-0 G6-4-3 1B		x 0-0 ② F7		x 0-0 ③ FC5-4 1-2f	3	0	1	0	1	0	2
Lee Mazzilli, S (1, 8) OBP: 0.400, SLG: 0.692		SSS 0-3 ③ K			x 0-0 ①② G6-4-3 1-2f		x 0-0 ③ F2			3	0	0	0	0	1	3
Doug Flynn, R (1, 4) OBP: 0.286, SLG: 0.231			x 0-0 ① F4		x 0-0 ③ F4-3			x 0-0 ① F6		3	0	0	0	0	0	0
Mike Bruhert, R (1, 1) Joel Youngblood, R (6, PH) Butch Metzger, R (7, 1) Paul Siebert, L (7, 1) Tom Grieve, R (8, PH) Bob Myrick, R (9, 1)			SSS 0-3 ② K			x 0-0 ① 6-3		x 0-0 ② 1-3		1 1 0 0 1 0	0 0 0 0 0 0	0 0 0 0 0 0	0 0 0 0 0 0	0 0 0 0 0 0	1 0 0 0 0 0	0 0 0 0 0 0
Inning Stats	R: 0 H: 0 E: 0 LOB: 0 K: 0 BB: 1 S: 2 P: 6	R: 0 H: 0 E: 0 LOB: 1 K: 1 BB: 1 S: 5 P: 9	R: 0 H: 1 E: 0 LOB: 1 K: 1 BB: 0 S: 6 P: 6	R: 0 H: 0 E: 0 LOB: 0 K: 2 BB: 0 S: 7 P: 7	R: 0 H: 1 E: 0 LOB: 0 K: 0 BB: 0 S: 3 P: 3	R: 0 H: 0 E: 0 LOB: 1 K: 0 BB: 1 S: 3 P: 7	R: 0 H: 1 E: 0 LOB: 1 K: 0 BB: 0 S: 4 P: 4	R: 0 H: 0 E: 0 LOB: 1 K: 0 BB: 1 S: 3 P: 7	R: 0 H: 0 E: 0 LOB: 1 K: 1 BB: 1 S: 5 P: 9	1B: 3 SF: 0 2B: 0 SAC: 0 3B: 0 DP: 2 HR: 0 HBP: 0						

PITCHER	IP	WLS	BF	H	R	ER	SO	BB	IBB	HBP	BLK	WP	HR	S	P	ERA	WHIP
Ross Grimsley, L (1, 1) ERA:	9.0	W	33	3	0	0	5	5	0	0	0	0	0	38	58	0.00	0.889

PITCHER	IP	WLS	BF	H	R	ER	SO	BB	IBB	HBP	BLK	WP	HR	S	P	ERA	WHIP

BOTTOM

Montreal Expos @ New York Mets

Shea Stadium, Flushing, NY

Sun Apr 09 1978, 3:38 AM EST

Att. 30,448 - Unknown

livebaseballscorecards.com

AB	28
R	0
H	3
RBI	0
BB	5
SO	5
LOB	12

WP: 0	PA: 33
PB: 0	
SB: 0	
CS: 0	

Montreal Expos @ Philadelphia Phillies

Veterans Stadium, Philadelphia, PA

Wed Apr 12 1978, 6:05 PM EST

Att. 19,110 - Unknown

TOP

livebaseballscorecards.com

Batter	1	2	3	4	5	6	7	8	9	AB	R	H	RBI	BB	SO	LOB
Ellis Valentine, R (1, 9) OBP: 0.350, SLG: 0.500 Warren Cromartie, L (4, PH) (4, 7)	6-3			K	4-3	K			F8	1 4	0 0	0 0	0 0	0 0	0 2	0 3
Dave Cash, R (1, 4) OBP: 0.391, SLG: 0.545 Pepe Frias, R (7, 4) OBP: 1.000, SLG: 2.000	5-3			HR 2B		6-3 1B 2B	F8		1B 2B	4 1	2 1	2 1	0 0	0 0	0 0	0 0
Andre Dawson, R (1, 8) OBP: 0.304, SLG: 0.200	5-3			K		6-3 1B HBP	G6-4-3 1B		CS 1B 2-H	4	1	2	1	0	1	1
Gary Carter, R (1, 2) OBP: 0.391, SLG: 0.650		K		HR 2-H		6-3 1-2 2-3	G6-4-3 1-2f		K 1-2	5	1	1	2	0	2	4
Tony Perez, R (1, 3) OBP: 0.273, SLG: 0.250 Sam Mejias, R (8, PR) (8, 9)		5-3		6-3		BB IBB		FC1-2 2B 1B		3 0	1 0	1 0	0 0	1 0	0 0	0 0
Larry Parrish, R (1, 5) OBP: 0.538, SLG: 0.769		K			SH3 HR 2B	BB 1B 1-3 2-H 3-H		FC1-2 1B 2-3		4	1	3	2	0	1	0
Del Unser, L (1, 7) OBP: 0.438, SLG: 0.357 (4, 9) (8, 3)			G3		SH3 2-3	BB IBB		P6		2	0	0	0	1	0	3
Chris Speier, R (1, 6) OBP: 0.400, SLG: 0.650			2-3		HR 3-H	K		FC1-2 1-2 3-H		4	1	1	2	0	1	6
Steve Rogers, R (1, 1) OBP: 0.400, SLG: 0.250 Stan Bahnsen, R (6, 1) Darold Knowles, L (9, 1) Bill Atkinson, L (9, 1)			5-3		5-3	BB 1-2 2-3 3-H		1-4-3		2 1 0 0	0 0 0 0	0 0 0 0	1 0 0 0	1 0 0 0	0 0 0 0	0 2 0 0
Inning Stats	R: 0 E: 0 K: 0 S: 3 H: 0 LOB: 0 BB: 0 P: 3	R: 0 E: 0 K: 2 S: 7 H: 0 LOB: 0 BB: 0 P: 7	R: 0 E: 0 K: 0 S: 3 H: 0 LOB: 0 BB: 0 P: 3	R: 2 E: 0 K: 2 S: 9 H: 2 LOB: 0 BB: 0 P: 9	R: 2 E: 0 K: 0 S: 5 H: 2 LOB: 0 BB: 0 P: 5	R: 3 E: 0 K: 2 S: 9 H: 2 LOB: 3 BB: 3 P: 22	R: 0 E: 0 K: 0 S: 3 H: 1 LOB: 0 BB: 0 P: 3	R: 0 E: 0 K: 0 S: 5 H: 2 LOB: 2 BB: 0 P: 5	R: 1 E: 0 K: 1 S: 6 H: 2 LOB: 0 BB: 0 P: 6	1B: 4 2B: 5 3B: 0 HR: 2 SF: 0 SAC: 1 DP: 1 HBP: 1						

	AB	35
	R	8
	H	11
	RBI	8
	BB	3
	SO	7
	LOB	19

WP: 0 PB: 0 SB: 0 CS: 1 PA: 40

PITCHER		IP	WLS	BF	H	R	ER	SO	BB	IBB	HBP	BLK	WP	HR	S	P	ERA	WHIP
Jim Lonborg, R ERA: 7.2	(1, 1)	5.0	L	19	4	4	4	4	0	0	0	0	0	2	27	27	7.20	0.800
Warren Brusstar, R ERA: 13.5	(6, 1)	1.0		9	2	3	3	2	1	2	1	0	0	0	9	22	27.00	3.000
Ron Reed, R ERA:	(7, 1)	2.0		8	3	0	0	0	0	0	0	0	0	0	8	8	0.00	1.500
Gene Garber, R ERA: 4.5	(9, 1)	1.0		4	2	1	1	1	0	0	0	0	0	0	6	6	9.00	2.000

PITCHER		IP	WLS	BF	H	R	ER	SO	BB	IBB	HBP	BLK	WP	HR	S	P	ERA	WHIP

BOTTOM

Montreal Expos @ Philadelphia Phillies

Veterans Stadium, Philadelphia, PA

Wed Apr 12 1978, 6:05 PM EST

Att. 19,110 - Unknown

livebaseballscorecards.com

Batter	1	2	3	4	5	6	7	8	9	AB	R	H	RBI	BB	SO	LOB
Bake McBride, L (1, 9) OBP: 0.389, SLG: 0.471	BBBB 4-0 G4-6-3 BB		x 0-0 FC4-6 ③ 1-2f		x 0-0 FC1-6 ① 1B SF8 1-2f 2-3		x 0-0 1B 2B	x 0-0 1B		4	2	2	0	1	0	3
Larry Bowa, S (1, 6) Davey Johnson, R (8, PH) Bud Harrelson, S (9, 6)	x 0-0 G4-6-3 ①② 1-2f			BBBB 4-0 1B 1B BB	x 0-0 S 1-3 3-H 1B		x 0-0 F8 ①	x 0-0 F2 ③		3 1 0	1 0 0	1 0 0	1 0 0	1 0 0	0 0 0	2 1 0
Mike Schmidt, R (1, 5) OBP: 0.368, SLG: 0.647	x 0-0 5-3 ③			x 0-0 F7 ①	x 0-0 SF8 ② 3-H		x 0-0 E 1B 2-H 1B		x 0-0 2B 1B 1B	4	2	2	2	0	0	1
Greg Luzinski, R (1, 7) OBP: 0.389, SLG: 0.357		x 0-0 6-3 ①		x 0-0 1B 1-2 1B	x 0-0 P6 ③ 1-2		x 0-0 F3 ②		x 0-0 1B SF7 1-3 2B	5	1	2	0	0	0	2
Richie Hebner, L (1, 3) OBP: 0.600, SLG: 0.923		x 0-0 4-3 ②		x 0-0 1-2 2-H 1B		x 0-0 F8 ①	x 0-0 E3 1B 1-2		x 0-0 FC6-4 2-3 3-H 1B	5	0	2	2	0	0	1
Garry Maddox, R (1, 8) OBP: 0.444, SLG: 0.438		x 0-0 F9 ③		x 0-0 P4 ②		x 0-0 BB 1B	x 0-0 E6 1-3 2-H 1B		x 0-0 L5 ①	5	0	2	0	0	0	4
Bob Boone, R (1, 2) OBP: 0.400, SLG: 0.444			x 0-0 5-3 ①	x 0-0 F7 ③		BBBB 4-0 1-2 BB	x 0-0 F2 ③		x 0-0 SF7 ② 3-H	3	0	0	1	1	0	4
Ted Sizemore, R (1, 4) OBP: 0.176, SLG: 0.188			SSS 0-3 K ②		BBBB 4-0 FC1-6 1B 1B BB	x 0-0 F7 ②		x 0-0 F8 ①	x 0-0 FC6-4 ③ 1-2f	4	1	0	0	1	1	3
Jim Lonborg, R (1, 1) OBP: 1.000, SLG: 1.000 Tim McCarver, L (5, PH) OBP: 0.667, SLG: 0.500 Warren Brusstar, R (6, 1) Jay Johnstone, L (6, PH) Ron Reed, R (7, 1) Jose Cardenal, R (8, PH) Gene Garber, R (9, 1)			x 0-0 FC4-6 1B		x 0-0 FC1-6 1-2 1B	x 0-0 F7 ③		x 0-0 P6 ②		1 1 0 1 0 1 0	0 0 0 0 0 0 0	1 1 0 0 0 0 0	0 0 0 0 0 0 0	0 0 0 0 0 0 0	0 0 0 0 0 0 0	0 0 0 2 0 0 0
Inning Stats	R: 0 H: 0 E: 0 LOB: 0 K: 0 BB: 1 S: 2 P: 6	R: 0 H: 0 E: 0 LOB: 0 K: 0 BB: 0 S: 3 P: 3	R: 0 H: 1 E: 0 LOB: 1 K: 1 BB: 0 S: 6 P: 6	R: 1 H: 2 E: 0 LOB: 2 K: 0 BB: 1 S: 5 P: 9	R: 2 H: 2 E: 0 LOB: 2 K: 0 BB: 1 S: 5 P: 9	R: 0 H: 1 E: 0 LOB: 2 K: 0 BB: 1 S: 4 P: 8	R: 2 H: 3 E: 2 LOB: 2 K: 0 BB: 0 S: 7 P: 7	R: 0 H: 1 E: 0 LOB: 1 K: 0 BB: 0 S: 4 P: 4	R: 2 H: 3 E: 0 LOB: 1 K: 0 BB: 0 S: 6 P: 6	1B: 11 SF: 2 2B: 2 SAC: 0 3B: 0 DP: 1 HR: 0 HBP: 0						

	AB	38
	R	7
	H	13
	RBI	6
	BB	4
	SO	1
	LOB	23

	WP: 0	PA: 44
	PB: 0	
	SB: 1	
	CS: 0	

PITCHER		IP	WLS	BF	H	R	ER	SO	BB	IBB	HBP	BLK	WP	HR	S	P	ERA	WHIP
Steve Rogers, R ERA: 4.76	(1, 1)	5.1	W	25	6	3	3	1	4	0	0	0	0	0	23	39	5.06	1.875
Stan Bahnsen, R ERA: 7.2	(6, 1)	2.2		15	6	4	3	0	0	0	0	0	0	0	15	15	10.12	2.250
Darold Knowles, L ERA: 13.5	(9, 1)	0.0		1	1	0	0	0	0	0	0	0	0	0	1	1	∞	∞
Bill Atkinson, R ERA:	(9, 1)	1.0	S	3	0	0	0	0	0	0	0	0	0	0	3	3	0.00	0.000

PITCHER	IP	WLS	BF	H	R	ER	SO	BB	IBB	HBP	BLK	WP	HR	S	P	ERA	WHIP

Batter	1	2	3	4	5	6	7	8	9	10	AB	R	H	RBI	BB	SO	LOB
Lenny Randle, S (1, 5) OBP: 0.265, SLG: 0.179	5-3		2-3		L1-6 2B			F8		2-H 2B	5	0	2	1	0	0	1
Tim Foli, R (1, 6) OBP: 0.235, SLG: 0.250	2-3		F7		L1-6 2-3			1-3		6-3	5	0	0	0	0	0	3
Steve Henderson, R (1, 7) OBP: 0.367, SLG: 0.741	E5 FC6-4			1B SF7 1B	6-3			6-3		K	5	1	1	0	0	1	1
Willie Montanez, L (1, 3) OBP: 0.240, SLG: 0.227	FC6-4 1-2f			K		F7			K		4	0	0	0	0	2	2
Tom Grieve, R (1, 9) OBP: 0.500, SLG: 1.000		6-3		1B E 1-3 1B		K			HR		4	1	2	1	0	1	0
Skip Lockwood, R (10, 1)											0	0	0	0	0	0	0
John Stearns, R (1, 2) OBP: 0.222, SLG: 0.167		6-3		SF7 3-H		5-3			K		3	0	0	1	0	1	0
Lee Mazzilli, S (1, 8) OBP: 0.300, SLG: 0.536		K		E5 1B 1-2			F5-4-3 1B		6-3		4	0	1	0	0	1	1
Doug Flynn, R (1, 4) OBP: 0.357, SLG: 0.280			BLK 1B	1-2 2-3 1B			F5-4-3 1-2			F7	4	0	2	0	0	0	1
Pat Zachry, R (1, 1) Mardie Cornejo, R (8, 1) Joel Youngblood, R (10, PH) OBP: 0.333, SLG: 0.333 (10, 9)			K 1-2	5-3			K			E7 2B 1B	3 0 1	0 0 1	0 0 1	0 0 1	0 0 0	2 0 0	4 0 0
Inning Stats	R: 0 H: 0 E: 1 LOB: 1 K: 0 BB: 0 S: 4 P: 4	R: 0 H: 0 E: 0 LOB: 0 K: 1 BB: 0 S: 5 P: 5	R: 0 H: 1 E: 0 LOB: 1 K: 1 BB: 0 S: 6 P: 6	R: 1 H: 3 E: 1 LOB: 3 K: 1 BB: 0 S: 9 P: 9	R: 0 H: 1 E: 0 LOB: 0 K: 0 BB: 0 S: 3 P: 3	R: 0 H: 0 E: 0 LOB: 0 K: 1 BB: 0 S: 5 P: 5	R: 0 H: 1 E: 0 LOB: 0 K: 1 BB: 0 S: 5 P: 5	R: 0 H: 0 E: 0 LOB: 0 K: 0 BB: 0 S: 3 P: 3	R: 1 H: 1 E: 0 LOB: 0 K: 2 BB: 0 S: 8 P: 8	R: 1 H: 2 E: 1 LOB: 1 K: 1 BB: 0 S: 7 P: 7	1B: 6 SF: 1 2B: 3 SAC: 0 3B: 0 DP: 2 HR: 1 HBP: 0						WP: 0 PA: 39 PB: 0 SB: 0 CS: 0

PITCHER	IP	WLS	BF	H	R	ER	SO	BB	IBB	HBP	BLK	WP	HR	S	P	ERA	WHIP
Rudy May, L (1, 1) ERA: 2.04	9.1	L	37	9	3	2	7	0	0	0	1	0	1	51	51	1.93	0.964
Stan Bahnsen, R (10, 1) ERA: 6.35	0.2		2	0	0	0	1	0	0	0	0	0	0	4	4	0.00	0.000

PITCHER	IP	WLS	BF	H	R	ER	SO	BB	IBB	HBP	BLK	WP	HR	S	P	ERA	WHIP

TOP

New York Mets @ Montreal Expos

Olympic Stadium, Montreal, QB

Fri Apr 14 1978, 3:33 AM EST
Att. 37,172 - Unknown

livebaseballscorecards.com

AB	38
R	3
H	9
RBI	3
BB	0
SO	8
LOB	13

New York Mets @ Montreal Expos

Olympic Stadium, Montreal, QB

Fri Apr 14 1978, 3:33 AM EST
Att. 37,172 - Unknown

livebaseballscorecards.com

BOTTOM

Batter	1	2	3	4	5	6	7	8	9	10	AB	R	H	RBI	BB	SO	LOB
Warren Cromartie, L (1, 7) Sam Mejias, R (9, 7)	F8		F8		BB		G1-6-3 1-2f		P5		3 1	0 0	0 0	0 0	1 0	0 0	2 0
Dave Cash, R (1, 4) OBP: 0.393, SLG: 0.519	F4		2-H 1B		F9 2-3		BLK 1B		6-3		5	0	2	0	0	0	2
Andre Dawson, R (1, 8) OBP: 0.250, SLG: 0.160	K			F4	K		K 1-2		6-3		5	0	0	0	0	3	3
Gary Carter, R (1, 2) OBP: 0.393, SLG: 0.583		1B		F5	K			SH1-4 BB SF9 BB		5-3	4	1	1	0	1	1	0
Tony Perez, R (1, 3) OBP: 0.296, SLG: 0.250		F9		1B	K			SH1-4 1-2 BB		K	4	0	1	0	1	2	1
Larry Parrish, R (1, 5) OBP: 0.471, SLG: 0.647		F9		K	1B			SH1-4 1-2 2-3		K	4	0	1	0	0	2	2
Del Unser, L (1, 9) OBP: 0.500, SLG: 0.471		1-3			1B 2B		1-2 1B				3	1	2	0	1	0	1
Chris Speier, R (1, 6) OBP: 0.375, SLG: 0.609			F7		F9 SH2-4 2-H 1B		P5		SF9 3-H		3	0	1	2	0	0	2
Rudy May, L (1, 1) OBP: 0.333, SLG: 0.400 Stan Bahnsen, R (10, 1)			1B 2B		SH2-4 1-2		G1-6-3 BB			F4-3	2 0	0 0	1 0	0 0	1 0	0 0	2 0
Inning Stats	R: 0 H: 0 E: 0 LOB: 0 K: 1 BB: 0 S: 5 P: 5	R: 0 H: 1 E: 0 LOB: 1 K: 0 BB: 0 S: 4 P: 4	R: 0 H: 2 E: 0 LOB: 2 K: 0 BB: 0 S: 4 P: 4	R: 0 H: 1 E: 0 LOB: 1 K: 1 BB: 0 S: 6 P: 6	R: 1 H: 2 E: 0 LOB: 2 K: 1 BB: 1 S: 7 P: 11	R: 0 H: 2 E: 0 LOB: 2 K: 2 BB: 0 S: 9 P: 9	R: 0 H: 1 E: 0 LOB: 1 K: 1 BB: 1 S: 5 P: 9	R: 1 H: 0 E: 0 LOB: 2 K: 0 BB: 3 S: 3 P: 15	R: 0 H: 0 E: 0 LOB: 0 K: 0 BB: 0 S: 3 P: 3	R: 0 H: 0 E: 0 LOB: 0 K: 2 BB: 0 S: 7 P: 7	1B: 7 SF: 1 2B: 2 SAC: 2 3B: 0 DP: 1 HR: 0 HBP: 0						

AB	34
R	2
H	9
RBI	2
BB	5
SO	8
LOB	15

WP: 0 PA: 42
PB: 0
SB: 0
CS: 0

PITCHER		IP	WLS	BF	H	R	ER	SO	BB	IBB	HBP	BLK	WP	HR	S	P	ERA	WHIP
Pat Zachry, R ERA: 1.93	(1, 1)	7.0		32	9	2	2	6	4	0	0	1	0	0	40	56	2.57	1.857
Mardie Cornejo, R ERA:	(8, 1)	2.0	W	7	0	0	0	0	0	1	0	0	0	0	6	10	0.00	0.000
Skip Lockwood, R ERA: 11.57	(10, 1)	1.0	S	3	0	0	0	2	0	0	0	0	0	0	7	7	0.00	0.000

PITCHER	IP	WLS	BF	H	R	ER	SO	BB	IBB	HBP	BLK	WP	HR	S	P	ERA	WHIP

Batter	1	2	3	4	5	6	7	8	9	10	11	AB	R	H	RBI	BB	SO	LOB
Lenny Randle, S (1, 5) OBP: 0.308, SLG: 0.167	6-3		K			BB		BB		BB		2	0	0	0	3	1	0
Tim Foli, R (1, 6) OBP: 0.231, SLG: 0.243	1B		F4			K		F2		CS	K	5	1	1	0	0	2	2
Bruce Boisclair, L (1, 9) OBP: 0.500, SLG: 0.636	1B		F8			BB		F8			F9	4	1	1	0	1	0	0
Steve Henderson, R (1, 7) OBP: 0.343, SLG: 0.656	1B			K		K			4-3		6-3	5	0	1	1	0	2	1
Willie Montanez, L (1, 3) OBP: 0.241, SLG: 0.360	SF7-5-4			F8			HR		K			3	1	1	2	0	1	0
Lee Mazzilli, S (1, 8) OBP: 0.324, SLG: 0.516		BB		F5			F6		1B			3	0	1	0	1	0	0
John Stearns, R (1, 2) OBP: 0.194, SLG: 0.143		K			F9		K		F3			4	0	0	0	0	2	2
Doug Flynn, R (1, 4) OBP: 0.344, SLG: 0.276		F9			K		1B			F5-3		4	0	1	0	0	1	1
Craig Swan, R (1, 1) OBP: 0.167, SLG: 0.167		5-3			1-3		K			K		3	0	0	0	0	1	2
Skip Lockwood, R (8, 1)												0	0	0	0	0	0	0
Ron Hodges, L (10, PH)												1	0	0	0	0	1	0
Bob Myrick, R (10, 1)												0	0	0	0	0	0	0
Inning Stats	R: 2 E: 0 K: 0 S: 5 H: 3 LOB: 0 BB: 0 P: 5	R: 0 E: 0 K: 1 S: 5 H: 0 LOB: 1 BB: 1 P: 9	R: 0 E: 0 K: 1 S: 5 H: 0 LOB: 0 BB: 0 P: 5	R: 0 E: 0 K: 1 S: 5 H: 0 LOB: 0 BB: 0 P: 5	R: 0 E: 0 K: 1 S: 5 H: 0 LOB: 0 BB: 0 P: 5	R: 0 E: 0 K: 2 S: 6 H: 0 LOB: 1 BB: 2 P: 14	R: 1 E: 0 K: 2 S: 9 H: 2 LOB: 1 BB: 0 P: 9	R: 0 E: 0 K: 0 S: 2 H: 0 LOB: 0 BB: 1 P: 6	R: 0 E: 0 K: 1 S: 6 H: 1 LOB: 1 BB: 0 P: 6	R: 0 E: 0 K: 1 S: 4 H: 0 LOB: 0 BB: 1 P: 8	R: 0 E: 0 K: 1 S: 5 H: 0 LOB: 0 BB: 0 P: 5	1B: 5 2B: 1 3B: 0 HR: 1	SF: 1 SAC: 0 DP: 1 HBP: 0			WP: 0 PB: 0 SB: 1 CS: 3	PA: 41		

PITCHER	IP	WLS	BF	H	R	ER	SO	BB	IBB	HBP	BLK	WP	HR	S	P	ERA	WHIP
Wayne Twitchell, R (1, 1) ERA: 4.82	8.0		30	5	3	3	8	4	0	0	0	0	1	42	58	3.38	1.125
Bill Atkinson, R (9, 1) ERA:	3.0	W	10	1	0	0	3	1	0	0	0	0	0	15	19	0.00	0.667

PITCHER	IP	WLS	BF	H	R	ER	SO	BB	IBB	HBP	BLK	WP	HR	S	P	ERA	WHIP

TOP

New York Mets @ Montreal Expos

Olympic Stadium, Montreal, QB

Sat Apr 15 1978, 3:33 AM EST

Att. 12,617 - Unknown

livebaseballscorecards.com

AB	34
R	3
H	6
RBI	3
BB	5
SO	11
LOB	8

Batter	1	2	3	4	5	6	7	8	9	10	11	AB	R	H	RBI	BB	SO	LOB
Warren Cromartie, L (1, 7)	F6		K			F4-3		F8			F8	5	0	0	0	0	1	1
Dave Cash, R (1, 4) OBP: 0.364, SLG: 0.531	K			6-3			E6 2B		3-1 3B		5-3	5	2	1	0	0	1	0
Andre Dawson, R (1, 8) OBP: 0.273, SLG: 0.276	K			F5			F8		3-1 BB		HR	4	1	1	1	1	1	1
Gary Carter, R (1, 2) OBP: 0.375, SLG: 0.571		F8		F8			2B		3-1 1-2 3-H			4	1	1	1	0	0	1
Tony Perez, R (1, 3) OBP: 0.258, SLG: 0.214		F9			1-3		K		K			4	0	0	0	0	2	3
Larry Parrish, R (1, 5) OBP: 0.429, SLG: 0.619		F8			F2		2B 2-H 3-H		K			4	0	1	2	0	1	1
Del Unser, L (1, 9) OBP: 0.417, SLG: 0.381			5-3		F8		F7				F4-3	4	0	0	0	0	0	1
Chris Speier, R (1, 6) OBP: 0.357, SLG: 0.556			1B			1-3		F6			6-3	4	0	1	0	0	0	0
Wayne Twitchell, R (1, 1)			K			K		F8			F7	2	0	0	0	0	2	1
Wayne Garrett, L (8, PH) OBP: 0.200, SLG: 0.111												1	0	0	0	0	0	0
Bill Atkinson, L (9, 1)												1	0	0	0	0	0	0
Inning Stats	R: 0 E: 0 K: 2 S: 7 / H: 0 LOB: 0 BB: 0 P: 7	R: 0 E: 0 K: 0 S: 3 / H: 0 LOB: 0 BB: 0 P: 3	R: 0 E: 0 K: 2 S: 8 / H: 1 LOB: 1 BB: 0 P: 8	R: 0 E: 0 K: 0 S: 3 / H: 0 LOB: 0 BB: 0 P: 3	R: 0 E: 0 K: 0 S: 3 / H: 0 LOB: 0 BB: 0 P: 3	R: 0 E: 0 K: 1 S: 5 / H: 0 LOB: 0 BB: 0 P: 5	R: 2 E: 1 K: 1 S: 8 / H: 2 LOB: 1 BB: 0 P: 8	R: 0 E: 0 K: 0 S: 3 / H: 0 LOB: 0 BB: 0 P: 3	R: 1 E: 0 K: 2 S: 8 / H: 1 LOB: 1 BB: 1 P: 12	R: 0 E: 0 K: 0 S: 3 / H: 0 LOB: 0 BB: 0 P: 3	R: 1 E: 0 K: 0 S: 3 / H: 1 LOB: 0 BB: 0 P: 3							

PITCHER		IP	WLS	BF	H	R	ER	SO	BB	IBB	HBP	BLK	WP	HR	S	P	ERA	WHIP
Craig Swan, R ERA:	(1, 1)	7.0		25	3	2	0	6	0	0	0	0	0	0	37	37	0.00	0.429
Skip Lockwood, R ERA: 9.45	(8, 1)	2.0		8	1	1	1	2	1	0	0	0	0	0	11	15	4.50	1.000
Bob Myrick, L ERA: 1.69	(10, 1)	1.2	L	6	1	1	1	0	0	0	0	0	0	1	6	6	5.40	0.600

PITCHER	IP	WLS	BF	H	R	ER	SO	BB	IBB	HBP	BLK	WP	HR	S	P	ERA	WHIP

BOTTOM

New York Mets @ Montreal Expos

Olympic Stadium, Montreal, QB

Sat Apr 15 1978, 3:33 AM EST
Att. 12,617 - Unknown

livebaseballscorecards.com

AB	38
R	4
H	5
RBI	4
BB	1
SO	8
LOB	9

1B: 1	SF: 0	WP: 0	PA: 39
2B: 2	SAC: 0	PB: 0	
3B: 1	DP: 0	SB: 0	
HR: 1	HBP: 0	CS: 0	

Batter	1	2	3	4	5	6	7	8	9	AB	R	H	RBI	BB	SO	LOB
Lenny Randle, S (1, 5) OBP: 0.279, SLG: 0.147	S S S 0-3 ① K		x 0-0 ③ F3			x 0-0 ① F5		x 0-0 ① F7		4	0	0	0	0	1	0
Tim Foli, R (1, 6) OBP: 0.209, SLG: 0.220	S S S 0-3 ② K			x 0-0 ① 6-3		x 0-0 ② F5		x 0-0 ② F2		4	0	0	0	0	1	0
Steve Henderson, R (1, 7) OBP: 0.333, SLG: 0.600	x 0-0 ③ 4-3			B B B B 4-0 BB		x 0-0 ③ 6-3		x 0-0 ③ 6-3		3	0	0	0	1	0	0
Willie Montanez, L (1, 3) OBP: 0.212, SLG: 0.310		x 0-0 ① 4-3		S S S 0-3 ② K			x 0-0 ① F6		x 0-0 ① 1-3	4	0	0	0	0	1	1
Tom Grieve, R (1, 9) OBP: 0.400, SLG: 0.667		x 0-0 ② F8		x 0-0 ③ F9			x 0-0 FC6-4 1B		x 0-0 ② F7	4	0	1	0	0	0	1
Lee Mazzilli, S (1, 8) OBP: 0.316, SLG: 0.514		x 0-0 2B			x 0-0 ① F9		x 0-0 ② FC6-4 1-2f 2B		x 0-0 ③ 6-3	4	1	1	0	0	0	1
John Stearns, R (1, 2) OBP: 0.206, SLG: 0.194		x 0-0 ③ 3-1			x 0-0 ② F8		x 0-0 1-H 2B			3	0	1	1	0	0	1
Doug Flynn, R (1, 4) OBP: 0.371, SLG: 0.290			x 0-0 ① F5-3		x 0-0 FC6-4 1B		B B B B 4-0 BB			2	0	1	0	1	0	0
Jerry Koosman, R (1, 1)			x 0-0 ② L6		x 0-0 ③ FC6-4 1-2f		x 0-0 ③ F9			2	0	0	0	0	0	1
Bobby Valentine, R (7, PH)										1	0	0	0	0	0	2
Mardie Cornejo, R (7, 1)										0	0	0	0	0	0	0
Inning Stats	R: 0 E: 0 K: 2 S: 7 H: 0 LOB: 0 BB: 0 P: 7	R: 0 E: 0 K: 0 S: 4 H: 1 LOB: 1 BB: 0 P: 4	R: 0 E: 0 K: 0 S: 3 H: 0 LOB: 0 BB: 0 P: 3	R: 0 E: 0 K: 1 S: 5 H: 0 LOB: 1 BB: 1 P: 9	R: 0 E: 0 K: 0 S: 4 H: 1 LOB: 1 BB: 0 P: 4	R: 0 E: 0 K: 0 S: 3 H: 0 LOB: 0 BB: 0 P: 3	R: 1 E: 0 K: 0 S: 5 H: 2 LOB: 2 BB: 1 P: 9	R: 0 E: 0 K: 0 S: 3 H: 0 LOB: 0 BB: 0 P: 3	R: 0 E: 0 K: 0 S: 3 H: 0 LOB: 0 BB: 0 P: 3	1B: 2 2B: 2 3B: 0 HR: 0	SF: 0 SAC: 0 DP: 0 HBP: 0						

PITCHER	IP	WLS	BF	H	R	ER	SO	BB	IBB	HBP	BLK	WP	HR	S	P	ERA	WHIP
Ross Grimsley, L (1, 1) ERA: 0.5	9.0	W	33	4	1	1	3	2	0	0	0	0	0	37	45	1.00	0.667

PITCHER	IP	WLS	BF	H	R	ER	SO	BB	IBB	HBP	BLK	WP	HR	S	P	ERA	WHIP

TOP

New York Mets @ Montreal Expos

Olympic Stadium, Montreal, QB

Sun Apr 16 1978, 3:33 AM EST

Att. 18,790 - Unknown

livebaseballscorecards.com

AB	31
R	1
H	4
RBI	1
BB	2
SO	3
LOB	7

1B: 2	SF: 0	WP: 0	PA: 33
2B: 2	SAC: 0	PB: 0	
3B: 0	DP: 0	SB: 0	
HR: 0	HBP: 0	CS: 0	

Batter	1	2	3	4	5	6	7	8	9	AB	R	H	RBI	BB	SO	LOB
Warren Cromartie, L (1, 7)	F7		G3			3-1		F4-3		4	0	0	0	0	0	0
Dave Cash, R (1, 4) OBP: 0.405, SLG: 0.618	HR			BB (CS)		F3		BB (BLK, 1B)		2	2	1	1	2	0	0
Pepe Frias, R (9, 4) OBP: 1.000, SLG: 2.000										0	0	0	0	0	0	0
Andre Dawson, R (1, 8) OBP: 0.351, SLG: 0.469	BB (F8)			HR (1-2)			2B (6-3)	1B (1-H)		3	2	3	2	1	0	0
Gary Carter, R (1, 2) OBP: 0.333, SLG: 0.500	F8 (1-2)			5-3			6-3 (2-3)	L1		4	0	0	0	0	0	3
Tony Perez, R (1, 3) OBP: 0.265, SLG: 0.200		6-3		6-3			IBB			2	0	0	0	1	0	0
Sam Mejias, R (7, PR) (8, 9)										0	0	0	0	0	0	0
Larry Parrish, R (1, 5) OBP: 0.417, SLG: 0.625		1-3			F4		2B (1-3, 3-H)			3	0	1	1	0	0	0
Del Unser, L (1, 9) OBP: 0.407, SLG: 0.348		K			K		IBB (F5-4-3)			2	0	0	0	1	2	0
(8, 3)																
Chris Speier, R (1, 6) OBP: 0.323, SLG: 0.500			F7		K		F5-4-3 (1-2)			3	0	0	0	0	1	3
Ross Grimsley, L (1, 1)			1-3			K		K		3	0	0	0	0	2	0
Inning Stats	R: 1 E: 0 K: 0 S: 3 H: 1 LOB: 0 BB: 1 P: 7	R: 0 E: 0 K: 1 S: 5 H: 0 LOB: 0 BB: 0 P: 5	R: 0 E: 0 K: 0 S: 3 H: 0 LOB: 0 BB: 0 P: 3	R: 1 E: 0 K: 0 S: 3 H: 1 LOB: 0 BB: 1 P: 7	R: 0 E: 0 K: 2 S: 7 H: 0 LOB: 0 BB: 0 P: 7	R: 0 E: 0 K: 1 S: 5 H: 0 LOB: 0 BB: 0 P: 5	R: 1 E: 0 K: 0 S: 4 H: 2 LOB: 3 BB: 2 P: 12	R: 1 E: 0 K: 1 S: 6 H: 1 LOB: 1 BB: 1 P: 10		1B: 1 2B: 2 3B: 0 HR: 2	SF: 0 SAC: 0 DP: 1 HBP: 0					

PITCHER	IP	WLS	BF	H	R	ER	SO	BB	IBB	HBP	BLK	WP	HR	S	P	ERA	WHIP
Jerry Koosman, L (1, 1) ERA: 2.11	6.0	L	20	2	2	2	4	2	0	0	0	0	2	26	34	3.00	0.667
Mardie Cornejo, R (7, 1) ERA: 2.45	2.0		11	3	2	2	1	1	2	0	1	0	0	10	22	9.00	2.000

PITCHER	IP	WLS	BF	H	R	ER	SO	BB	IBB	HBP	BLK	WP	HR	S	P	ERA	WHIP

BOTTOM

New York Mets @ Montreal Expos

Olympic Stadium, Montreal, QB

Sun Apr 16 1978, 3:33 AM EST

Att. 18,790 - Unknown

livebaseballscorecards.com

AB	26
R	4
H	5
RBI	4
BB	5
SO	5
LOB	6

Batter	1	2	3	4	5	6	7	8	9	AB	R	H	RBI	BB	SO	LOB
Warren Cromartie, L (1, 7) OBP: 0.174, SLG: 0.190	G6-4-3 2B		F8		2B BB		2B		G3	4	1	2	0	1	0	2
Dave Cash, R (1, 4) OBP: 0.415, SLG: 0.622	G6-4-3 BB		1-3 1-2		1-3 2B		1-3			3	0	1	0	1	0	2
Andre Dawson, R (1, 8) OBP: 0.341, SLG: 0.444	G6-4-3 1-2f 2-3		BB 2-3 1B		L7			K		4	0	1	0	0	1	3
Gary Carter, R (1, 2) OBP: 0.350, SLG: 0.514	3-H 2B		BB 1-2			F7		F5		3	0	1	1	1	0	0
Tony Perez, R (1, 3) OBP: 0.263, SLG: 0.235	5-3		F9			P4		2B		4	0	1	0	0	0	4
Jerry White, S (8, PR) (8, 9)										0	0	0	0	0	0	0
Larry Parrish, R (1, 5) OBP: 0.393, SLG: 0.571		6-3		1-3		1B		6-3		4	0	1	0	0	0	1
Del Unser, L (1, 9) OBP: 0.355, SLG: 0.296		K		6-3	K				E4	4	0	0	0	0	2	1
(8, 3)																
Chris Speier, R (1, 6) OBP: 0.294, SLG: 0.455		L8		6-3			K		L7	3	0	0	0	0	1	0
Wayne Garrett, L (9, PH) OBP: 0.182, SLG: 0.100										1	0	0	0	0	0	1
Steve Rogers, R (1, 1) OBP: 0.375, SLG: 0.286			1B 1-3 1B		K		3-1		K	3	0	1	0	0	1	0
Ellis Valentine, R (9, PH) OBP: 0.333, SLG: 0.476										1	0	0	0	0	1	1
Inning Stats	R: 1 H: 2 E: 0 LOB: 1 K: 0 BB: 1 S: 4 P: 8	R: 0 H: 0 E: 0 LOB: 0 K: 1 BB: 0 S: 6 P: 8	R: 0 H: 2 E: 0 LOB: 3 K: 0 BB: 1 S: 11 P: 18	R: 0 H: 0 E: 0 LOB: 0 K: 0 BB: 0 S: 6 P: 7	R: 0 H: 1 E: 0 LOB: 1 K: 1 BB: 1 S: 7 P: 13	R: 0 H: 1 E: 0 LOB: 1 K: 1 BB: 0 S: 6 P: 6	R: 0 H: 1 E: 0 LOB: 1 K: 1 BB: 0 S: 9 P: 11	R: 0 H: 1 E: 0 LOB: 1 K: 1 BB: 0 S: 6 P: 6	R: 0 H: 0 E: 1 LOB: 1 K: 1 BB: 0 S: 9 P: 12	1B: 3 SF: 0 2B: 5 SAC: 0 3B: 0 DP: 1 HR: 0 HBP: 0						

TOP

Montreal Expos @ Chicago Cubs

Wrigley Field, Chicago, IL

Tue Apr 18 1978, 3:33 AM CST

Att. 2,010 - Unknown - 47 F

livebaseballscorecards.com

AB	34
R	1
H	8
RBI	1
BB	3
SO	6
LOB	15

WP: 0 PA: 37
PB: 0
SB: 0
CS: 0

PITCHER		IP	WLS	BF	H	R	ER	SO	BB	IBB	HBP	BLK	WP	HR	S	P	ERA	WHIP
Ray Burris, R ERA: 1.52	(1, 1)	7.2	W	32	8	1	1	5	3	0	0	0	0	0	54	76	1.17	1.435
Bruce Sutter, R ERA: 4.5	(8, 1)	1.1	S	5	0	0	0	1	0	0	0	0	0	0	10	13	0.00	0.000

PITCHER		IP	WLS	BF	H	R	ER	SO	BB	IBB	HBP	BLK	WP	HR	S	P	ERA	WHIP

Batter	1	2	3	4	5	6	7	8	9	AB	R	H	RBI	BB	SO	LOB
Ivan De Jesus, R (1, 6) OBP: 0.404, SLG: 0.442	S S S 0-3 ① K		x 0-0 ① 5-3		x 0-0 ② L9		x 0-0 ③ F7			4	0	0	0	0	1	3
Greg Gross, L (1, 8) (8, 7) OBP: 0.333, SLG: 0.348	x 0-0 ② 1-3		x 0-0 3-1 2B		x 0-0 ③ 1-3			x 0-0 ① P6		4	0	1	0	0	0	1
Larry Biittner, L (1, 3) OBP: 0.370, SLG: 0.542	x 0-0 ③ 4-3		x 0-0 ② 3-1 2-3			x 0-0 ① L9		x 0-0 ② 4-3		4	0	0	0	0	0	1
Bobby Murcer, L (1, 9) OBP: 0.349, SLG: 0.324		x 0-0 1B 1B G6-4-3 1B	S S S 0-3 ③ K			x 0-0 ② L7		x 0-0 1B		4	1	2	0	0	1	1
Dave Kingman, R (1, 7) OBP: 0.278, SLG: 0.313 Joe Wallis, S (8, 8) OBP: 0.125, SLG: 0.125		x 0-0 G6-4-3 1B 1-2 1B 1B		S S S 0-3 ① K		x 0-0 ③ P4		x 0-0 ③ 1-4-3		3 1	1 0	1 0	0 0	0 0	1 0	0 1
Steve Ontiveros, S (1, 5) OBP: 0.286, SLG: 0.118		x 0-0 G6-4-3 1-2 2-3 1B		x 0-0 ② 4-3			x 0-0 ① F8			3	0	1	0	0	0	0
Manny Trillo, R (1, 4) OBP: 0.436, SLG: 0.412		x 0-0 ① ② G6-4-3 1-2f 2-3 3-H		x 0-0 ③ F8			x 0-0 1B 1B			3	0	1	0	0	0	2
Dave Rader, L (1, 2) OBP: 0.289, SLG: 0.306		x 0-0 3-H 1B			B B B 4-0 SH3 BB		x 0-0 ② F7			2	0	1	1	1	0	1
Ray Burris, R (1, 1) OBP: 0.333, SLG: 0.333 Bruce Sutter, R (8, 1)		x 0-0 ③ 5-3			x 0-0 ① SH3 1-2		x 0-0 1-2 1B			2 0	0 0	1 0	0 0	0 0	0 0	1 0
Inning Stats	R: 0 E: 0 K: 1 S: 5 H: 0 LOB: 0 BB: 0 P: 5	R: 2 E: 0 K: 0 S: 6 H: 4 LOB: 1 BB: 0 P: 6	R: 0 E: 0 K: 1 S: 6 H: 1 LOB: 1 BB: 0 P: 6	R: 0 E: 0 K: 1 S: 5 H: 0 LOB: 0 BB: 0 P: 5	R: 0 E: 0 K: 0 S: 3 H: 1 LOB: 1 BB: 1 P: 7	R: 0 E: 0 K: 0 S: 3 H: 0 LOB: 0 BB: 0 P: 3	R: 0 E: 0 K: 0 S: 5 H: 2 LOB: 2 BB: 0 P: 5	R: 0 E: 0 K: 0 S: 4 H: 1 LOB: 1 BB: 0 P: 4		1B: 7 2B: 1 3B: 0 HR: 0		SF: 0 SAC: 1 DP: 1 HBP: 0				

PITCHER	IP	WLS	BF	H	R	ER	SO	BB	IBB	HBP	BLK	WP	HR	S	P	ERA	WHIP
Steve Rogers, R (1, 1) ERA: 3.72	8.0	L	32	8	2	2	3	1	0	0	0	0	0	37	41	2.25	1.125

PITCHER	IP	WLS	BF	H	R	ER	SO	BB	IBB	HBP	BLK	WP	HR	S	P	ERA	WHIP

BOTTOM

Montreal Expos @ Chicago Cubs

Wrigley Field, Chicago, IL

Tue Apr 18 1978, 3:33 AM CST

Att. 2,010 - Unknown - 47 F

livebaseballscorecards.com

AB	30
R	2
H	8
RBI	1
BB	1
SO	3
LOB	11

PA: 32

WP: 0 PB: 0 SB: 0 CS: 0

Montreal Expos @ Chicago Cubs

Wrigley Field, Chicago, IL

Wed Apr 19 1978, 3:33 AM CST

Att. 2,227 - Unknown - 41 F

TOP

livebaseballscorecards.com

Batter	1	2	3	4	5	6	7	8	9	AB	R	H	RBI	BB	SO	LOB
Warren Cromartie, L (1, 7) OBP: 0.179, SLG: 0.192	4-3	K		1B		G3			G3	5	0	1	0	0	1	2
Sam Mejias, R (9, 7)										0	0	0	0	0	0	0
Dave Cash, R (1, 4) OBP: 0.413, SLG: 0.585	L8	P4		1-2 1B		5-3			E FC1-2 BB	4	0	1	0	1	0	2
Pepe Frias, R (9, 4) OBP: 1.000, SLG: 2.000										0	0	0	0	0	0	0
Andre Dawson, R (1, 8) OBP: 0.348, SLG: 0.475	3B		E 2B BB	1-3			6-3		E5 FC1-2 1-3 E	4	2	1	0	1	0	3
Gary Carter, R (1, 2) OBP: 0.356, SLG: 0.487	6-3		F7 1-2		F5		WP 4-3 1B		FC1-2 E IBB	4	1	1	0	1	0	2
Tony Perez, R (1, 3) OBP: 0.256, SLG: 0.231		K	F3		1B		4-3 1-2		FC1-2 E 1B 1-2 2-3 3-Hf	5	1	1	0	0	1	5
Del Unser, L (9, 3) OBP: 0.355, SLG: 0.296										0	0	0	0	0	0	0
Ellis Valentine, R (1, 9) OBP: 0.385, SLG: 0.538		2B 1B 1B	2-H 2B		F9		1-3 2-3		E7 1-3 2-H 3-H 1B 1B	5	2	3	3	0	0	2
Larry Parrish, R (1, 5) OBP: 0.394, SLG: 0.576		1-3 1B 2B	P6		L8			F8	2-H 3-H 1B	5	1	2	2	0	0	2
Chris Speier, R (1, 6) OBP: 0.308, SLG: 0.514		1B BB		4-3		HR		4-3	F8	4	1	1	1	1	0	1
Rudy May, L (1, 1) OBP: 0.375, SLG: 0.429										2	0	1	2	0	0	0
Stan Papi, R (6, PH)										1	0	0	0	0	0	0
Stan Bahnsen, R (6, 1)										0	0	0	0	0	0	0
Wayne Garrett, L (8, PH) OBP: 0.167, SLG: 0.091										1	0	0	0	0	0	0
Darold Knowles, L (8, 1)		1-2 2-H 3-H 1B				P4		L7		0	0	0	0	0	0	0

Inning Stats	1	2	3	4	5	6	7	8	9
	R: 0 E: 0 K: 0 S: 4	H: 1 LOB: 1 BB: 0 P: 4	R: 2 E: 0 K: 2 S: 12	H: 3 LOB: 2 BB: 1 P: 19	R: 1 E: 1 K: 0 S: 10	H: 1 LOB: 1 BB: 1 P: 19	R: 0 E: 0 K: 0 S: 5	H: 2 LOB: 2 BB: 0 P: 5	R: 0 E: 0 K: 0 S: 4	H: 1 LOB: 1 BB: 0 P: 4	R: 1 E: 0 K: 0 S: 8	H: 1 LOB: 0 BB: 0 P: 10	R: 0 E: 0 K: 0 S: 7	H: 1 LOB: 1 BB: 0 P: 8	R: 0 E: 0 K: 0 S: 7	H: 0 LOB: 0 BB: 0 P: 10	R: 4 E: 2 K: 0 S: 9	H: 2 LOB: 1 BB: 2 P: 18

| | | | | | | | | | |

Montreal Expos @ Chicago Cubs

Wrigley Field, Chicago, IL

Wed Apr 19 1978, 3:33 AM CST

Att. 2,227 - Unknown - 41 F

livebaseballscorecards.com

BOTTOM

Batter	1	2	3	4	5	6	7	8	9	AB	R	H	RBI	BB	SO	LOB
Ivan De Jesus, R (1, 6) OBP: 0.385, SLG: 0.417	0-0 S 2B 1B	0-0 E6 FC4-6 2-3		0-0 ① 6-3		0-0 ③ P9			0-0 ② F8	5	1	1	0	0	0	2
Gene Clines, R (1, 8) (8, 7) OBP: 0.310, SLG: 0.296	0-0 BLK 1B 2B 1-H	0-0 ② FC4-6 S 1-2f 3-H		0-0 ② L4			0-0 ① L8		0-0 2-H 1B	5	1	2	3	0	0	1
Larry Biittner, L (1, 3) OBP: 0.344, SLG: 0.586	B S S S S 1-3 ① K 2-3	S S S 0-3 ③ K 1-2		0-0 HR			B B B S S F F C 3-3 ② K		B B S S F S 2-3 ③ K	5	1	1	1	0	4	3
Dave Kingman, R (1, 7) OBP: 0.300, SLG: 0.333	0-0 F8 E 3-H 1B		0-0 2B 1B	S F X 0-2 ③ P6			B S S F S 1-3 ③ K			4	1	2	1	0	1	0
Joe Wallis, S (8, 8) OBP: 0.125, SLG: 0.125										0	0	0	0	0	0	0
Bobby Murcer, L (1, 9) OBP: 0.319, SLG: 0.293	0-0 FC3 1-2		B S S S X 1-2 ① P6		0-0 ① 3-1			0-0 ① 5-3		4	0	0	0	0	0	2
Steve Ontiveros, S (1, 5) OBP: 0.280, SLG: 0.190	0-0 ② F8 2-3		0-0 FC4-6 1-H 2B		0-0 ② F7			0-0 ② 1-3		4	0	1	1	0	0	2
Manny Trillo, R (1, 4) OBP: 0.395, SLG: 0.368	S S S 0-3 ③ K		0-0 E5 FC4-6		0-0 ③ L5			0-0 ③ L7		4	0	0	0	0	1	3
Dave Rader, L (1, 2) OBP: 0.286, SLG: 0.325		0-0 E FC4-6 2B	0-0 ② FC4-6 1-2f 2-3			0-0 ① 1-3			S S S 0-3 ① K	4	1	1	0	0	1	2
Woodie Fryman, R (1, 1)	S S S 0-3 ① K	0-0 ③ 1-3				0-0 ② 4-1			0-0 1B 2B	2	0	0	0	0	1	3
Rudy Meoli, L (6, PH)										1	0	0	0	0	0	0
Donnie Moore, L (7, 1)										0	0	0	0	0	0	0
Bruce Sutter, R (9, 1)										0	0	0	0	0	0	0
Hector Cruz, R (9, PH) OBP: 0.333, SLG: 0.400										1	1	1	0	0	0	0
Inning Stats	R: 2 E: 1 K: 2 S: 12 H: 3 LOB: 2 BB: 0 P: 13	R: 1 E: 1 K: 2 S: 9 H: 1 LOB: 1 BB: 0 P: 9	R: 1 E: 1 K: 0 S: 9 H: 2 LOB: 2 BB: 0 P: 10	R: 1 E: 0 K: 0 S: 7 H: 1 LOB: 0 BB: 0 P: 7	R: 0 E: 0 K: 0 S: 3 H: 0 LOB: 0 BB: 0 P: 3	R: 0 E: 0 K: 0 S: 3 H: 0 LOB: 0 BB: 0 P: 3	R: 0 E: 0 K: 2 S: 10 H: 0 LOB: 0 BB: 0 P: 14	R: 0 E: 0 K: 0 S: 3 H: 0 LOB: 0 BB: 0 P: 3	R: 1 E: 0 K: 2 S: 10 H: 2 LOB: 1 BB: 0 P: 12	1B: 4 2B: 4 3B: 0 HR: 1 SF: 0 SAC: 0 DP: 0 HBP: 0						

	AB	39
	R	6
	H	9
	RBI	6
	BB	0
	SO	8
	LOB	18

WP: 0 PB: 0 SB: 2 CS: 0 PA: 39

PITCHER		IP	WLS	BF	H	R	ER	SO	BB	IBB	HBP	BLK	WP	HR	S	P	ERA	WHIP
Rudy May, L ERA: 3.18	(1, 1)	5.0		25	7	5	4	4	0	0	0	1	0	1	40	42	7.20	1.400
Stan Bahnsen, R ERA: 4.7	(6, 1)	2.0		6	0	0	0	2	0	0	0	0	0	0	13	17	0.00	0.000
Darold Knowles, L ERA: 6.75	(8, 1)	2.0	W	8	2	1	1	2	0	0	0	0	0	0	13	15	4.50	1.000

PITCHER	IP	WLS	BF	H	R	ER	SO	BB	IBB	HBP	BLK	WP	HR	S	P	ERA	WHIP

Philadelphia Phillies @ Montreal Expos

Olympic Stadium, Montreal, QB

Sat Apr 22 1978, 3:33 AM EST

Unknown

TOP

livebaseballscorecards.com

Batter	1	2	3	4	5	6	7	8	9	AB	R	H	RBI	BB	SO	LOB
Bake McBride, L (1, 9) OBP: 0.316, SLG: 0.273	5-3		F5 1-2 2-3		6-3			BB BB 1B	PB 1B 1-2 2-H	4	0	1	1	1	0	3
Larry Bowa, S (1, 6) OBP: 0.333, SLG: 0.375	4-3		F8			4-3		L7	PB 1-2 2-3	5	0	1	0	0	0	3
Mike Schmidt, R (1, 5) OBP: 0.286, SLG: 0.425	K			L8		P6		BB 1-2	F9 1-2 2-3 3-H	5	0	1	0	0	1	2
Greg Luzinski, R (1, 7) OBP: 0.462, SLG: 0.621		K		HR		K		FC6-4 1-2 2-3 BB		3	1	1	1	1	2	0
Richie Hebner, L (1, 3) OBP: 0.375, SLG: 0.444		K		K			K	FC6-4 1-2f		3	0	0	0	0	3	0
Davey Johnson, R (8, PH)										1	0	0	0	0	0	3
Gene Garber, R (8, 1)										0	0	0	0	0	0	0
Garry Maddox, R (1, 8) OBP: 0.400, SLG: 0.371		F8		F9			4-3 E 1B		K	4	0	1	0	0	1	0
Tim McCarver, L (1, 2) OBP: 0.583, SLG: 0.286			FC3-6 1B		4-3		4-3 1-3		1B 1B BB	3	1	1	0	1	0	1
(8, 3)																
Ted Sizemore, R (1, 4) OBP: 0.235, SLG: 0.242			FC3-6 PB 1B 1-2f		1B		6-3		K	4	0	1	0	0	1	3
Steve Carlton, L (1, 1) OBP: 0.286, SLG: 0.429			PB 1-2		F8			F8	1B 1B PB 1-2	2	0	1	0	0	0	1
Ron Reed, R (7, 1)										0	0	0	0	0	0	0
Barry Foote, R (8, PH) OBP: 0.500, SLG: 0.500										2	1	1	0	0	0	0
(8, 2)																
Inning Stats	R: 0 E: 0 K: 1 S: 5 H: 0 LOB: 0 BB: 0 P: 5	R: 0 E: 0 K: 2 S: 7 H: 0 LOB: 0 BB: 0 P: 7	R: 0 E: 0 K: 0 S: 5 H: 2 LOB: 2 BB: 0 P: 5	R: 1 E: 0 K: 1 S: 6 H: 1 LOB: 0 BB: 0 P: 6	R: 0 E: 0 K: 0 S: 4 H: 1 LOB: 1 BB: 0 P: 4	R: 0 E: 0 K: 1 S: 5 H: 0 LOB: 0 BB: 0 P: 5	R: 0 E: 1 K: 1 S: 6 H: 1 LOB: 1 BB: 0 P: 6	R: 0 E: 0 K: 0 S: 4 H: 1 LOB: 3 BB: 2 P: 12	R: 2 E: 0 K: 2 S: 10 H: 3 LOB: 2 BB: 1 P: 14	1B: 8 2B: 0 3B: 0 HR: 1 SF: 0 SAC: 0 DP: 0 HBP: 0						

	AB	36
	R	3
	H	9
	RBI	2
	BB	3
	SO	8
	LOB	16

WP: 0 PB: 2 SB: 0 CS: 0 PA: 39

PITCHER		IP	WLS	BF	H	R	ER	SO	BB	IBB	HBP	BLK	WP	HR	S	P	ERA	WHIP
Wayne Twitchell, R ERA: 3.31	(1, 1)	7.0	W	26	5	1	1	6	0	0	0	0	0	1	38	38	1.29	0.714
Darold Knowles, L ERA: 5.4	(8, 1)	0.2		5	1	0	0	0	2	0	0	0	0	0	3	11	0.00	4.500
Stan Bahnsen, R ERA: 5.0	(8, 1)	1.1	S	8	3	2	1	2	1	0	0	0	0	0	11	15	6.75	3.000

PITCHER	IP	WLS	BF	H	R	ER	SO	BB	IBB	HBP	BLK	WP	HR	S	P	ERA	WHIP

Batter	1	2	3	4	5	6	7	8	9	AB	R	H	RBI	BB	SO	LOB
Warren Cromartie, L (1, 7) OBP: 0.188, SLG: 0.179 Sam Mejias, R (8, 7) (9, 8)	BBB 4-0 FC3-6 BB		x 0-0 ① F7		x 0-0 ③ 4-3		x 0-0 ② SF7 3-H	x 0-0 ① F9		2	0	0	1	1	0	1
										1	0	0	0	0	0	2
Dave Cash, R (1, 4) OBP: 0.400, SLG: 0.545 Darold Knowles, L (8, 1) Stan Bahnsen, R (8, 1)	x 0-0 ① FC3-6 1B 1-2f		x 0-0 ② 4-3			x 0-0 ① F9	BBB 4-0 1B 1B 1-2 2-3 BB	SSS 0-3 ② K		3	1	0	0	1	0	1
										0	0	0	0	0	0	0
										1	0	0	0	0	1	2
Andre Dawson, R (1, 8) OBP: 0.373, SLG: 0.477 Jerry White, S (8, PR) (9, 7)	x 0-0 G5-4-3 1-2 1B		x 0-0 ③ F9			x 0-0 ② L9	x 0-0 1B 1B 1-2 2-H 3-H 1B	H 1-0 FC5-4 1-2 2-3 HBP		4	1	2	2	0	0	0
										0	0	0	0	0	0	0
Gary Carter, R (1, 2) OBP: 0.340, SLG: 0.455 Bob Reece, R (9, 2)	x 0-0 ② ③ G5-4-3 1-2f			x 0-0 ① F3		SSS 0-3 ③ K	x 0-0 1B 1B 1-2 2-H 1B	x 0-0 ③ FC5-4 1-2f		5	0	1	1	0	1	5
										0	0	0	0	0	0	0
Tony Perez, R (1, 3) OBP: 0.277, SLG: 0.279 Pepe Frias, R (7, PR) OBP: 1.000, SLG: 2.000 (8, 4)		x 0-0 ① 5-3		x 0-0 ② 6-3			x 0-0 2B 2B			4	1	2	1	0	0	0
							x 0-0 1-2 2-H 1B 1B			0	0	0	0	0	0	0
Ellis Valentine, R (1, 9) OBP: 0.400, SLG: 0.567		x 0-0 5-3 1B		x 0-0 ③ 1-3			x 0-0 1B SF7 2-H 2B	SSS 0-3 K		4	1	2	1	0	1	2
Larry Parrish, R (1, 5) OBP: 0.405, SLG: 0.595		x 0-0 ② 5-3 1-2			x 0-0 ① L1		x 0-0 BB 1B 1B 2-3 1B	x 0-0 1B 2B		4	2	2	0	0	0	1
Chris Speier, R (1, 6) OBP: 0.372, SLG: 0.564		III 4-0 IBB			x 0-0 2B		x 0-0 BB 1B 1-2 1B	BBB 4-0 HBP 1B BB		2	1	2	0	2	0	0
Wayne Twitchell, R (1, 1) Stan Papi, R (7, PH) Del Unser, L (8, 3) OBP: 0.375, SLG: 0.321		SSS 0-3 ③ K			SSS 0-3 ② K		SSS 0-3 ① K	x 0-0 HBP 1-2 2-H 1B		2	0	0	0	0	2	3
										1	0	0	0	0	1	3
										1	0	1	1	0	0	0
Inning Stats	R: 0 E: 0 K: 0 S: 3 H: 1 LOB: 1 BB: 1 P: 7	R: 0 E: 0 K: 1 S: 6 H: 1 LOB: 2 BB: 1 P: 10	R: 0 E: 0 K: 0 S: 3 H: 0 LOB: 0 BB: 0 P: 3	R: 0 E: 0 K: 0 S: 3 H: 0 LOB: 0 BB: 0 P: 3	R: 0 E: 0 K: 1 S: 6 H: 1 LOB: 1 BB: 0 P: 6	R: 0 E: 0 K: 1 S: 5 H: 0 LOB: 0 BB: 0 P: 5	R: 6 E: 0 K: 2 S: 14 H: 7 LOB: 2 BB: 1 P: 18	R: 1 E: 0 K: 1 S: 7 H: 2 LOB: 3 BB: 1 P: 12		1B: 8 2B: 4 3B: 0 HR: 0 SF: 1 SAC: 0 DP: 1 HBP: 1						

BOTTOM

Philadelphia Phillies @ Montreal Expos

Olympic Stadium, Montreal, QB

Sat Apr 22 1978, 3:33 AM EST

Unknown

livebaseballscorecards.com

AB	34
R	7
H	12
RBI	7
BB	4
SO	6
LOB	20

PITCHER		IP	WLS	BF	H	R	ER	SO	BB	IBB	HBP	BLK	WP	HR	S	P	ERA	WHIP
Steve Carlton, L ERA: 3.86	(1, 1)	6.2	L	28	7	4	4	4	1	1	0	0	0	0	34	42	5.40	1.200
Ron Reed, R ERA: 4.15	(7, 1)	0.1		5	3	2	2	1	1	0	0	0	0	0	6	10	54.00	12.000
Gene Garber, R ERA: 4.5	(8, 1)	1.0		7	2	1	1	1	1	0	1	0	0	0	7	12	9.00	3.000

PITCHER	IP	WLS	BF	H	R	ER	SO	BB	IBB	HBP	BLK	WP	HR	S	P	ERA	WHIP

Batter	1	2	3	4	5	6	7	8	9	AB	R	H	RBI	BB	SO	LOB
Jerry Martin, R (1, 9) OBP: 0.250, SLG: 0.273	5-3	F8			6-3	1B			FC9-6, BB	4	0	1	0	1	0	3
Larry Bowa, S (1, 6) OBP: 0.298, SLG: 0.333	F8		F9		1-3		F8		FC9-6, BB	5	0	0	0	0	0	1
Mike Schmidt, R (1, 5) OBP: 0.340, SLG: 0.535	HR		1-3		1B, BB		F8, 2B		G6-4-3, BB	3	1	2	1	2	0	0
Bud Harrelson, S (9, PR)										0	0	0	0	0	0	0
Greg Luzinski, R (1, 7) OBP: 0.455, SLG: 0.576	5-3		FC6-4, BB		1-3, 1B		F8		G6-4-3	4	0	1	0	1	0	3
Davey Johnson, R (1, 3)		K, 2B	FC6-4		F9		5-3			4	0	0	0	0	1	4
Garry Maddox, R (1, 8) OBP: 0.409, SLG: 0.436		1-3, 2B		F7, 2B		F7		F8		4	0	2	0	0	0	0
Bob Boone, R (1, 2) OBP: 0.379, SLG: 0.591		BB		1-3		6-3, 3B		HR		3	2	2	1	1	0	1
Ted Sizemore, R (1, 4) OBP: 0.211, SLG: 0.216		F3		F7, 2-3		6-3, 3-H		6-3		4	0	0	1	0	0	4
Larry Christenson, R (1, 1) OBP: 0.556, SLG: 0.857		K		4-3		1B, HBP		5-3		2	0	0	0	0	1	4
Gene Garber, R (5, 1)										0	0	0	0	0	0	0
Richie Hebner, L (6, PH) OBP: 0.394, SLG: 0.444										0	0	0	0	0	0	0
Warren Brusstar, R (6, 1)										0	0	0	0	0	0	0
Barry Foote, R (8, PH) OBP: 0.333, SLG: 0.333										1	0	0	0	0	0	0
Tug McGraw, R (8, 1)										0	0	0	0	0	0	0
Inning Stats	R: 1 E: 0 K: 0 S: 4 H: 1 LOB: 0 BB: 0 P: 4	R: 0 E: 1 K: 2 S: 9 H: 1 LOB: 3 BB: 1 P: 13	R: 0 E: 0 K: 0 S: 3 H: 0 LOB: 1 BB: 1 P: 7	R: 0 E: 0 K: 0 S: 4 H: 1 LOB: 1 BB: 0 P: 4	R: 0 E: 0 K: 0 S: 4 H: 1 LOB: 2 BB: 1 P: 8	R: 1 E: 0 K: 0 S: 4 H: 2 LOB: 2 BB: 0 P: 5	R: 0 E: 0 K: 0 S: 4 H: 1 LOB: 1 BB: 0 P: 4	R: 1 E: 0 K: 0 S: 4 H: 1 LOB: 0 BB: 0 P: 4	R: 0 E: 0 K: 0 S: 2 H: 0 LOB: 2 BB: 2 P: 10	1B: 2 2B: 3 3B: 1 HR: 2 SF: 0 SAC: 0 DP: 1 HBP: 1	WP: 0 PB: 0 SB: 0 CS: 0 PA: 40					

PITCHER	IP	WLS	BF	H	R	ER	SO	BB	IBB	HBP	BLK	WP	HR	S	P	ERA	WHIP
Ross Grimsley, L (1, 1) ERA: 1.37	8.1	W	38	8	3	3	2	4	0	1	0	0	2	37	54	3.24	1.440
Stan Bahnsen, R (9, 1) ERA: 4.66	0.2	S	2	0	0	0	0	1	0	0	0	0	0	1	5	0.00	1.500

PITCHER	IP	WLS	BF	H	R	ER	SO	BB	IBB	HBP	BLK	WP	HR	S	P	ERA	WHIP

TOP

Philadelphia Phillies @ Montreal Expos

Olympic Stadium, Montreal, QB

Sat Apr 22 1978, 3:38 AM EST

Att. 19,237 - Unknown

livebaseballscorecards.com

AB	34
R	3
H	8
RBI	3
BB	5
SO	2
LOB	20

Batter	1	2	3	4	5	6	7	8	9	AB	R	H	RBI	BB	SO	LOB
Warren Cromartie, L (1, 7) OBP: 0.194, SLG: 0.219	0-0 1B 2B		0-0 ② L7		0-0 ① 3-1	S S S 0-3 ③ K				4	1	1	0	0	1	1
Sam Mejias, R (9, 7)										0	0	0	0	0	0	0
Dave Cash, R (1, 4) OBP: 0.370, SLG: 0.500	0-0 ① 6-3		0-0 ③ 1-3		0-0 E5 1B E		0-0 ① 6-3			4	1	0	0	0	0	2
Pepe Frias, R (9, 4) OBP: 1.000, SLG: 2.000										0	0	0	0	0	0	0
Andre Dawson, R (1, 8) OBP: 0.364, SLG: 0.458	0-0 ② F8			0-0 E4 1B 1B	0-0 E 1-2 E 1B		0-0 ② 4-3			4	2	1	0	0	0	1
Gary Carter, R (1, 2) OBP: 0.352, SLG: 0.458	0-0 CS 2-H 1B			0-0 ① P6	0-0 E5 WP 1-H 2-H 1B		0-0 ③ P6			4	1	2	2	0	0	1
Tony Perez, R (1, 3) OBP: 0.314, SLG: 0.304	0-0 ③ CS 1-2	0-0 ① F8		0-0 1B 1-2 1B	B B B 4-0 1B WP BB			0-0 E 1B		3	0	2	0	1	0	0
Del Unser, L (8, PR) OBP: 0.375, SLG: 0.321										0	0	0	0	0	0	0
(9, 3)																
Ellis Valentine, R (1, 9) OBP: 0.412, SLG: 0.559		0-0 ② 1-3	0-0 3-1 1-3 2-H 1B		0-0 G6-4-3 1-3 3-H 1B			0-0 ① F7		4	0	2	1	0	0	1
Larry Parrish, R (1, 5) OBP: 0.366, SLG: 0.537	0-0 ③ 1-3		0-0 ② 3-1 1-2		0-0 ② ③ G6-4-3 1-2f			0-0 E4 1-2		4	0	0	0	0	0	5
Chris Speier, R (1, 6) OBP: 0.362, SLG: 0.524			0-0 ① F2	4-0 IBB		0-0 ① F9		0-0 ② F9		3	0	0	0	1	0	2
Ross Grimsley, L (1, 1) OBP: 0.273, SLG: 0.111			0-0 1B	0-0 ③ F9		0-0 ② 1-3		S S S 0-3 ③ K		4	0	1	0	0	1	5
Stan Bahnsen, R (9, 1)										0	0	0	0	0	0	0
Inning Stats	R: 1 E: 0 K: 0 S: 4 H: 2 LOB: 0 BB: 0 P: 4	R: 0 E: 0 K: 0 S: 3 H: 0 LOB: 0 BB: 0 P: 3	R: 0 E: 0 K: 0 S: 4 H: 1 LOB: 1 BB: 0 P: 4	R: 1 E: 1 K: 0 S: 6 H: 2 LOB: 3 BB: 1 P: 10	R: 3 E: 2 K: 0 S: 6 H: 3 LOB: 1 BB: 1 P: 10	R: 0 E: 0 K: 1 S: 5 H: 0 LOB: 0 BB: 0 P: 5	R: 0 E: 0 K: 0 S: 3 H: 0 LOB: 0 BB: 0 P: 3	R: 0 E: 1 K: 1 S: 7 H: 1 LOB: 2 BB: 0 P: 7		1B: 8 2B: 1 3B: 0 HR: 0		SF: 0 SAC: 0 DP: 1 HBP: 0				

PITCHER		IP	WLS	BF	H	R	ER	SO	BB	IBB	HBP	BLK	WP	HR	S	P	ERA	WHIP
Larry Christenson, R ERA: 2.11	(1, 1)	4.1	L	23	7	5	3	0	1	1	0	0	0	0	21	29	6.23	1.846
Gene Garber, R ERA: 3.86	(5, 1)	0.2		2	1	0	0	0	0	0	0	0	1	0	2	2	0.00	1.500
Warren Brusstar, R ERA: 6.75	(6, 1)	2.0		6	0	0	0	1	0	0	0	0	0	0	8	8	0.00	0.000
Tug McGraw, L ERA: 1.29	(8, 1)	1.0		5	1	0	0	1	0	0	0	0	0	0	7	7	0.00	1.000

PITCHER	IP	WLS	BF	H	R	ER	SO	BB	IBB	HBP	BLK	WP	HR	S	P	ERA	WHIP

BOTTOM

Philadelphia Phillies @ Montreal Expos

Olympic Stadium, Montreal, QB

Sat Apr 22 1978, 3:38 AM EST

Att. 19,237 - Unknown

livebaseballscorecards.com

AB	34
R	5
H	9
RBI	3
BB	2
SO	2
LOB	18

1B: 8	SF: 0	WP: 1	PA: 37
2B: 1	SAC: 0	PB: 0	
3B: 0	DP: 1	SB: 0	
HR: 0	HBP: 0	CS: 1	

Batter	1	2	3	4	5	6	7	8	9	AB	R	H	RBI	BB	SO	LOB
Bake McBride, L (1, 9) OBP: 0.326, SLG: 0.297	BB 2B	K		S 1B HBP		K		F8		4	1	1	0	0	2	3
Larry Bowa, S (1, 6) OBP: 0.308, SLG: 0.327	K	1-3		1B BB 1-2			BB 1B		F7	4	0	1	0	1	1	3
Mike Schmidt, R (1, 5) OBP: 0.365, SLG: 0.532	BB BB		2B 4-3 1B	1-2 2-H			K		5-3	4	1	2	1	1	1	1
Greg Luzinski, R (1, 7) OBP: 0.429, SLG: 0.553	K		4-3 1-3 2B	K			K		F9	5	0	1	0	0	3	5
Jay Johnstone, L (1, 3) OBP: 0.396, SLG: 0.405	1-2 2-3 BB		4-3 2-3 3-H		G3		FC5-4 1-2 BB			2	0	0	1	2	0	1
Garry Maddox, R (1, 8) OBP: 0.396, SLG: 0.405	F9		K		CS BB		FC5-4 1-2f			3	0	0	0	1	1	6
Bob Boone, R (1, 2) OBP: 0.364, SLG: 0.520		FC1-6 BB BB	K		K 1-2			E5		3	0	0	0	1	2	2
Davey Johnson, R (1, 4)		1-2 FC1-6 BB		B3-6-4 BB		5-3		F7		2	0	0	0	2	0	1
Jim Lonborg, R (1, 1) OBP: 0.250, SLG: 0.375		FC1-6 1-2f 2-3		B3-6-4 1-2f		K		F8		3	0	0	0	0	1	3
Warren Brusstar, R (6, 1)										0	0	0	0	0	0	0
Jerry Martin, R (8, PH) OBP: 0.231, SLG: 0.250										1	0	0	0	0	0	1
Gene Garber, R (8, 1)										0	0	0	0	0	0	0
Inning Stats	R: 0 E: 0 K: 2 S: 8 H: 1 LOB: 3 BB: 2 P: 16	R: 0 E: 0 K: 1 S: 5 H: 0 LOB: 2 BB: 2 P: 13	R: 1 E: 0 K: 2 S: 9 H: 2 LOB: 1 BB: 0 P: 9	R: 1 E: 0 K: 1 S: 5 H: 1 LOB: 2 BB: 2 P: 14	R: 0 E: 0 K: 1 S: 4 H: 0 LOB: 0 BB: 1 P: 8	R: 0 E: 0 K: 2 S: 7 H: 0 LOB: 0 BB: 0 P: 7	R: 0 E: 0 K: 2 S: 8 H: 1 LOB: 2 BB: 1 P: 12	R: 0 E: 1 K: 0 S: 4 H: 0 LOB: 1 BB: 0 P: 4	R: 0 E: 0 K: 0 S: 3 H: 0 LOB: 0 BB: 0 P: 3	1B: 3 2B: 2 3B: 0 HR: 0 SF: 0 SAC: 0 DP: 1 HBP: 1						

PITCHER		IP	WLS	BF	H	R	ER	SO	BB	IBB	HBP	BLK	WP	HR	S	P	ERA	WHIP
Steve Rogers, R ERA: 3.46	(1, 1)	6.2	W	31	5	2	2	11	7	0	1	0	0	0	45	74	2.70	1.800
Darold Knowles, L ERA: 3.18	(7, 1)	2.1	S	9	0	0	0	0	1	0	0	0	0	0	8	12	0.00	0.429

PITCHER	IP	WLS	BF	H	R	ER	SO	BB	IBB	HBP	BLK	WP	HR	S	P	ERA	WHIP

TOP

Philadelphia Phillies @ Montreal Expos

Olympic Stadium, Montreal, QB

Sun Apr 23 1978, 3:33 AM EST

Att. 17,922 - Unknown

livebaseballscorecards.com

AB	31
R	2
H	5
RBI	2
BB	8
SO	11
LOB	26

BOTTOM

Philadelphia Phillies @ Montreal Expos

Olympic Stadium, Montreal, QB

Sun Apr 23 1978, 3:33 AM EST

Att. 17,922 - Unknown

livebaseballscorecards.com

Batter	1	2	3	4	5	6	7	8	9	AB	R	H	RBI	BB	SO	LOB
Warren Cromartie, L (1, 7) OBP: 0.225, SLG: 0.250 Sam Mejias, R (8, 7)	3-1		L9			2B 1B	CS 1B 2-H			4 0	1 0	2 0	1 0	0 0	0 0	0 0
Dave Cash, R (1, 4) OBP: 0.362, SLG: 0.500 Pepe Frias, R (8, 4) OBP: 1.000, SLG: 2.000	P1		L6			1-H 1B 2B	4-3 1-2			4 0	1 0	1 0	1 0	0 0	0 0	1 0
Andre Dawson, R (1, 8) OBP: 0.356, SLG: 0.431	BBBB 1B 1B BB		F9			SSS K	SSS K			3	1	0	0	1	2	1
Gary Carter, R (1, 2) OBP: 0.362, SLG: 0.451	1B 1-3 1B			4-3		1B 1B IBB		5-3		3	1	1	0	1	0	0
Tony Perez, R (1, 3) OBP: 0.309, SLG: 0.300 Jerry White, S (8, PR) Del Unser, L (9, 3) OBP: 0.375, SLG: 0.321	1-3 3-H 1B			SSS K		F8		E3 BLK		4 0 0	0 0 0	1 0 0	1 0 0	0 0 0	1 0 0	2 0 0
Ellis Valentine, R (1, 9) OBP: 0.395, SLG: 0.526	P4			F8		1B 1-2 2-H 1B		5-3 1-2		4	0	1	1	0	0	3
Larry Parrish, R (1, 5) OBP: 0.356, SLG: 0.511		6-3		SSS K		1B 1-2 2-H 1B		G3		4	0	1	1	0	1	2
Chris Speier, R (1, 6) OBP: 0.360, SLG: 0.511		6-3		SSS K		1B 1-2 2-H 1B				3	0	1	0	0	1	0
Steve Rogers, R (1, 1) OBP: 0.300, SLG: 0.222 Darold Knowles, L (7, 1) OBP: 1.000, SLG: 1.000		SSS K		1-3			E7 1B 1B			2 1	0 1	0 1	0 1	0 0	1 0	0 0
Inning Stats	R: 1 H: 2 E: 0 LOB: 2 K: 0 BB: 1 S: 5 P: 9	R: 0 H: 0 E: 0 LOB: 0 K: 1 BB: 0 S: 5 P: 5	R: 0 H: 0 E: 0 LOB: 0 K: 0 BB: 0 S: 3 P: 3	R: 0 H: 0 E: 0 LOB: 0 K: 1 BB: 0 S: 5 P: 5	R: 0 H: 0 E: 0 LOB: 0 K: 2 BB: 0 S: 7 P: 7	R: 3 H: 5 E: 0 LOB: 2 K: 1 BB: 1 S: 9 P: 13	R: 1 H: 2 E: 1 LOB: 0 K: 1 BB: 0 S: 6 P: 6	R: 0 H: 0 E: 1 LOB: 2 K: 0 BB: 0 S: 4 P: 4		1B: 8 SF: 0 2B: 1 SAC: 0 3B: 0 DP: 0 HR: 0 HBP: 0						WP: 0 PA: 34 PB: 0 SB: 0 CS: 1	

	AB	32
	R	5
	H	9
	RBI	5
	BB	2
	SO	6
	LOB	9

PITCHER	IP	WLS	BF	H	R	ER	SO	BB	IBB	HBP	BLK	WP	HR	S	P	ERA	WHIP
Jim Lonborg, R (1, 1) ERA: 4.82	5.2	L	25	6	4	4	5	1	1	0	0	0	0	33	41	6.35	1.235
Warren Brusstar, R (6, 1) ERA: 5.06	1.1		5	3	1	0	1	0	0	0	0	0	0	7	7	0.00	2.250
Gene Garber, R (8, 1) ERA: 3.18	1.0		4	0	0	0	0	0	0	0	1	0	0	4	4	0.00	0.000

PITCHER	IP	WLS	BF	H	R	ER	SO	BB	IBB	HBP	BLK	WP	HR	S	P	ERA	WHIP

Batter	1	2	3	4	5	6	7	8	9	AB	R	H	RBI	BB	SO	LOB
Garry Templeton, S (1, 6) OBP: 0.222, SLG: 0.286	F9		FC6-4 1B		F9		F4			4	0	1	0	0	0	0
Jerry Mumphrey, S (1, 7) OBP: 0.167, SLG: 0.143	K		FC6-4 1-2f		F8			G6-3 1B		4	0	1	0	0	1	1
Keith Hernandez, L (1, 3) OBP: 0.456, SLG: 0.527	K			BB BB		4-3		F8		3	0	0	0	1	1	1
Ted Simmons, S (1, 2) OBP: 0.354, SLG: 0.491		2B		F4		5-3		G6-3 1-2f		4	0	1	0	0	0	2
Jerry Morales, R (1, 8) OBP: 0.343, SLG: 0.419		F7		G2		HR 2B			P3	4	1	1	0	0	0	2
Roger Freed, R (1, 9) OBP: 0.316, SLG: 0.722		6-3		1-2 BB		2-H HR			1B	3	1	2	2	1	0	1
Mike Phillips, L (9, PR) OBP: 0.308, SLG: 0.538										0	0	0	0	0	0	0
Ken Reitz, R (1, 5) OBP: 0.339, SLG: 0.327		F8		F8		K			F9	4	0	0	0	0	1	4
Mike Tyson, R (1, 4) OBP: 0.262, SLG: 0.350			K		1B 2B		F7		6-3	3	1	1	0	0	1	0
Dane Iorg, L (9, PH) OBP: 0.200, SLG: 0.111										1	0	0	0	0	0	1
Eric Rasmussen, R (1, 1) OBP: 0.250, SLG: 0.250			K		2-H 1B		F6			2	0	1	1	0	1	0
Steve Swisher, R (7, PH)										1	0	0	0	0	0	0
Mark Littell, L (7, 1)										0	0	0	0	0	0	0
Inning Stats	R: 0 E: 0 K: 2 S: 7 H: 0 LOB: 0 BB: 0 P: 7	R: 0 E: 0 K: 0 S: 4 H: 1 LOB: 1 BB: 0 P: 4	R: 0 E: 0 K: 2 S: 8 H: 1 LOB: 1 BB: 0 P: 8	R: 0 E: 0 K: 0 S: 3 H: 0 LOB: 2 BB: 2 P: 11	R: 1 E: 0 K: 0 S: 4 H: 2 LOB: 0 BB: 0 P: 4	R: 2 E: 0 K: 1 S: 7 H: 2 LOB: 0 BB: 0 P: 7	R: 0 E: 0 K: 0 S: 3 H: 0 LOB: 0 BB: 0 P: 3	R: 0 E: 0 K: 0 S: 3 H: 1 LOB: 0 BB: 0 P: 3	R: 0 E: 0 K: 0 S: 4 H: 1 LOB: 1 BB: 0 P: 4	1B: 4 2B: 3 3B: 0 HR: 1 SF: 0 SAC: 0 DP: 1 HBP: 0							

TOP

St. Louis Cardinals @ Montreal Expos

Olympic Stadium, Montreal, QB

Mon Apr 24 1978, 3:33 AM EST

Att. 11,448 - Sunny

livebaseballscorecards.com

AB	33
R	3
H	8
RBI	3
BB	2
SO	5
LOB	12

WP: 0 PB: 0 SB: 0 CS: 0 PA: 35

PITCHER	IP	WLS	BF	H	R	ER	SO	BB	IBB	HBP	BLK	WP	HR	S	P	ERA	WHIP
Rudy May, L (1, 1) ERA: 3.3	7.1	W	30	7	3	3	5	2	0	0	0	0	1	38	46	3.68	1.227
Stan Bahnsen, R (8, 1) ERA: 3.97	1.2	S	5	1	0	0	0	0	0	0	0	0	0	5	5	0.00	0.600

PITCHER	IP	WLS	BF	H	R	ER	SO	BB	IBB	HBP	BLK	WP	HR	S	P	ERA	WHIP

Batter	1	2	3	4	5	6	7	8	9	AB	R	H	RBI	BB	SO	LOB
Warren Cromartie, L (1, 7) OBP: 0.227, SLG: 0.231 Sam Mejias, R (8, 7)	4-3		G3		4-3 2-3 3-H		1B 1B IBB			3 0	1 0	0 0	0 0	1 0	0 0	1 0
Dave Cash, R (1, 4) OBP: 0.371, SLG: 0.518 Pepe Frias, R (8, 4) OBP: 1.000, SLG: 2.000	2B		L4		F7		1B 1-2 2-H 1B			4 0	0 0	2 0	1 0	0 0	0 0	1 0
Andre Dawson, R (1, 8) OBP: 0.365, SLG: 0.473	K		3-1			SF7 3B	CS 1-3 2-H 1B			4	1	2	1	0	1	1
Gary Carter, R (1, 2) OBP: 0.355, SLG: 0.444	F3			F4		SF7 3-H	CS 1-2	S 1B		3	0	1	1	0	0	1
Tony Perez, R (1, 3) OBP: 0.288, SLG: 0.278 Del Unser, L (9, 3) OBP: 0.375, SLG: 0.321		F9		F8		F8		K 1-2		4 0	0 0	0 0	0 0	0 0	1 0	1 0
Ellis Valentine, R (1, 9) OBP: 0.381, SLG: 0.488		2B BB		F7		K		F9		3	1	0	0	1	1	1
Larry Parrish, R (1, 5) OBP: 0.367, SLG: 0.521		K			SH1-4 WP 2B		SH5-4 1B BB	4-3		3	2	1	0	1	1	2
Chris Speier, R (1, 6) OBP: 0.377, SLG: 0.532		2B			WP SH1-4 BB		K			2	0	1	1	1	1	1
Rudy May, L (1, 1) OBP: 0.333, SLG: 0.375 Stan Bahnsen, R (8, 1)		F6			SH1-4 1-2 2-3		SH5-4 1-2			1 0	0 0	0 0	0 0	0 0	0 0	1 0
Inning Stats	R: 0 H: 1 E: 0 LOB: 1 K: 1 BB: 0 S: 6 P: 6	R: 1 H: 1 E: 0 LOB: 1 K: 1 BB: 1 S: 6 P: 10	R: 0 H: 0 E: 0 LOB: 0 K: 0 BB: 0 S: 3 P: 3	R: 0 H: 0 E: 0 LOB: 0 K: 0 BB: 0 S: 3 P: 3	R: 1 H: 1 E: 0 LOB: 1 K: 0 BB: 1 S: 4 P: 8	R: 1 H: 1 E: 0 LOB: 0 K: 1 BB: 0 S: 6 P: 6	R: 2 H: 2 E: 0 LOB: 1 K: 1 BB: 2 S: 6 P: 14	R: 0 H: 1 E: 0 LOB: 1 K: 1 BB: 0 S: 6 P: 6		1B: 3 SF: 1 2B: 3 SAC: 2 3B: 1 DP: 0 HR: 0 HBP: 0						

BOTTOM

St. Louis Cardinals @ Montreal Expos

Olympic Stadium, Montreal, QB

Mon Apr 24 1978, 3:33 AM EST
Att. 11,448 - Sunny

livebaseballscorecards.com

AB	27
R	5
H	7
RBI	4
BB	4
SO	5
LOB	10

PITCHER		IP	WLS	BF	H	R	ER	SO	BB	IBB	HBP	BLK	WP	HR	S	P	ERA	WHIP
Eric Rasmussen, R ERA: 4.33	(1, 1)	6.0		24	4	3	3	3	2	0	0	0	1	0	28	36	4.50	1.000
Mark Littell, R ERA: 3.07	(7, 1)	2.0	L	10	3	2	2	2	1	1	0	0	0	0	12	20	9.00	2.000

PITCHER	IP	WLS	BF	H	R	ER	SO	BB	IBB	HBP	BLK	WP	HR	S	P	ERA	WHIP

Batter	1	2	3	4	5	6	7	8	9	AB	R	H	RBI	BB	SO	LOB
Garry Templeton, S (1, 6) OBP: 0.208, SLG: 0.267	4-1			4-3		1-3	K		FC1-6	5	1	0	0	0	1	3
Jerry Mumphrey, S (1, 9) OBP: 0.229, SLG: 0.188	CS, BB			E, FC4-2, 1B		4-3	K		1B	4	0	2	1	1	1	1
Keith Hernandez, L (1, 3) OBP: 0.438, SLG: 0.517	F9			FC4-2		F9		F2	2B	5	0	1	1	0	0	2
Ted Simmons, S (1, 2) OBP: 0.357, SLG: 0.475		F8		F7			BB, SH, 2B, 1B	4-3	FC6-4, IBB	4	1	1	0	1	0	1
Jerry Morales, R (1, 8) OBP: 0.351, SLG: 0.424		G4-3-6, 1B			WP, G3, 1B		SH, BB, 2B	5-3	FC6-4	4	1	2	0	0	0	3
Lou Brock, L (1, 7) OBP: 0.386, SLG: 0.289 Jim Dwyer, L (7, 7) OBP: 0.263, SLG: 0.235		G4-3-6			G3		BB, 2B, 1B, BB		E3, 1B	2 1	1 1	0 0	0 0	1 0	0 0	2 0
Ken Reitz, R (1, 5) OBP: 0.364, SLG: 0.373			L3, 1B		5-3		1B, 2B		FC1-6, 1B, 1B	4	2	3	2	0	0	1
Mike Tyson, R (1, 4) OBP: 0.304, SLG: 0.372			L3		IBB		SH1-4		FC1-6	3	0	2	3	1	0	1
John Urrea, R (1, 1)			K		F3		SH1-4		F8	3	0	0	0	0	1	4

St. Louis Cardinals @ Montreal Expos

Olympic Stadium, Montreal, QB

Tue Apr 25 1978, 3:33 AM EST

Att. 12,444 - Sunny

TOP

livebaseballscorecards.com

AB	35
R	7
H	11
RBI	7
BB	4
SO	3
LOB	18

Inning Stats	1	2	3	4	5	6	7	8	9	1B: 9	SF: 0	WP: 1	PA: 41
	R: 0 E: 0 K: 0 S: 2	H: 0 LOB: 0 BB: 1 P: 6	R: 0 E: 0 K: 0 S: 3	H: 1 LOB: 0 BB: 0 P: 3	R: 0 E: 0 K: 1 S: 5	H: 1 LOB: 0 BB: 0 P: 5	R: 0 E: 1 K: 0 S: 4	H: 1 LOB: 1 BB: 0 P: 4	R: 0 E: 0 K: 0 S: 4	H: 1 LOB: 2 BB: 1 P: 8	R: 0 E: 0 K: 0 S: 3	H: 0 LOB: 0 BB: 0 P: 3	R: 4 E: 0 K: 2 S: 11	H: 3 LOB: 1 BB: 1 P: 15	R: 0 E: 0 K: 0 S: 3	H: 0 LOB: 0 BB: 0 P: 3	R: 3 E: 1 K: 0 S: 8	H: 4 LOB: 3 BB: 1 P: 12	2B: 3 3B: 0 HR: 0	SAC: 2 DP: 2 HBP: 0	PB: 0 SB: 0 CS: 1	

PITCHER		IP	WLS	BF	H	R	ER	SO	BB	IBB	HBP	BLK	WP	HR	S	P	ERA	WHIP
Hal Dues, R ERA: 5.4	(1, 1)	6.0	L	24	5	3	3	1	2	1	0	0	1	0	23	35	4.50	1.167
Bill Atkinson, R ERA: 1.5	(7, 1)	2.0		8	2	1	1	2	0	0	0	0	0	0	12	12	4.50	1.000
Fred Holdsworth, R ERA:	(9, 1)	1.0		9	4	3	0	0	0	1	0	0	0	0	8	12	0.00	4.000

PITCHER	IP	WLS	BF	H	R	ER	SO	BB	IBB	HBP	BLK	WP	HR	S	P	ERA	WHIP

Batter	1	2	3	4	5	6	7	8	9	AB	R	H	RBI	BB	SO	LOB
Warren Cromartie, L (1, 7) OBP: 0.229, SLG: 0.233	1-3		1B		4-3 2-3			K		4	0	1	0	0	1	1
Dave Cash, R (1, 4) OBP: 0.379, SLG: 0.517	1-3 1B		F6		K			FC6-4 1B		4	0	2	0	0	1	2
Andre Dawson, R (1, 8) OBP: 0.343, SLG: 0.441	1-3 1-2			K		F9		FC6-4 1-2f		4	0	0	0	0	1	2
Gary Carter, R (1, 2) OBP: 0.364, SLG: 0.466	6-3			E 2B		F3			1-3 E 4-3 1B	4	1	2	0	0	0	1
Tony Perez, R (1, 3) OBP: 0.270, SLG: 0.259		F8		K		K			E6 4-3 1-3 1-2 1B	4	1	0	0	0	2	2
Ellis Valentine, R (1, 9) OBP: 0.348, SLG: 0.444		6-3		E6 FC6-4 2-3			6-3		1-3 1-2 2-3	4	0	0	0	0	0	3
Larry Parrish, R (1, 5) OBP: 0.340, SLG: 0.481		2-3		FC6-4 1-2f			K		4-3 2-3 3-H	4	0	0	1	0	1	3
Chris Speier, R (1, 6) OBP: 0.386, SLG: 0.529			K		4-3 PB 1B		K		3-H 1B	4	0	2	1	0	2	0
Hal Dues, R (1, 1) OBP: 0.250, SLG: 0.250			K		K 1-2			F3	F8	2	0	0	0	0	2	1
Bill Atkinson, L (7, 1)										0	0	0	0	0	0	0
Wayne Garrett, L (8, PH) OBP: 0.154, SLG: 0.083										1	0	0	0	0	0	0
Fred Holdsworth, R (9, 1)										0	0	0	0	0	0	0
Del Unser, L (9, PH) OBP: 0.364, SLG: 0.310										1	0	0	0	0	0	1
Inning Stats	R: 0 E: 0 K: 0 S: 4 H: 1 LOB: 1 BB: 0 P: 4	R: 0 E: 0 K: 0 S: 3 H: 0 LOB: 0 BB: 0 P: 3	R: 0 E: 0 K: 2 S: 8 H: 1 LOB: 1 BB: 0 P: 8	R: 0 E: 1 K: 2 S: 9 H: 1 LOB: 2 BB: 0 P: 9	R: 0 E: 0 K: 2 S: 8 H: 1 LOB: 1 BB: 0 P: 8	R: 0 E: 0 K: 1 S: 5 H: 0 LOB: 0 BB: 0 P: 5	R: 0 E: 0 K: 2 S: 7 H: 0 LOB: 0 BB: 0 P: 7	R: 0 E: 0 K: 1 S: 6 H: 1 LOB: 1 BB: 0 P: 6	R: 2 E: 1 K: 0 S: 6 H: 2 LOB: 1 BB: 0 P: 6	1B: 6 2B: 1 3B: 0 HR: 0 SF: 0 SAC: 0 DP: 0 HBP: 0						

PITCHER	IP	WLS	BF	H	R	ER	SO	BB	IBB	HBP	BLK	WP	HR	S	P	ERA	WHIP
John Urrea, R (1, 1) ERA: 4.95	9.0	W	36	7	2	0	10	0	0	0	0	0	0	56	56	0.00	0.778

PITCHER	IP	WLS	BF	H	R	ER	SO	BB	IBB	HBP	BLK	WP	HR	S	P	ERA	WHIP

BOTTOM

St. Louis Cardinals @ Montreal Expos

Olympic Stadium, Montreal, QB

Tue Apr 25 1978, 3:33 AM EST

Att. 12,444 - Sunny

livebaseballscorecards.com

AB	36
R	2
H	7
RBI	2
BB	0
SO	10
LOB	16

WP: 0	PA: 36		
PB: 1			
SB: 0			
CS: 0			

St. Louis Cardinals @ Montreal Expos

Olympic Stadium, Montreal, QB

Wed Apr 26 1978, 3:33 AM EST

Att. 10,999 - Sunny

TOP

livebaseballscorecards.com

Batter	1	2	3	4	5	6	7	8	9	AB	R	H	RBI	BB	SO	LOB
Lou Brock, L (1, 7) OBP: 0.408, SLG: 0.326	0-0 G3 1B 1B		0-0 E S 1B	0-0 F3 3-H	4-3		0-0 FC4-6 1-2 1B		0-0 HR	5	1	3	0	0	0	3
Jim Dwyer, L (7, 7) OBP: 0.300, SLG: 0.444										1	1	1	1	0	0	0
Garry Templeton, S (1, 6) OBP: 0.205, SLG: 0.259	0-0 G3 1-2		0-0 5-3 1-2	0-0 F8		0-0 1B 4-3 1B	0-0 4-3 2-3		0-0 F3	6	1	1	0	0	0	4
Keith Hernandez, L (1, 3) OBP: 0.456, SLG: 0.545	0-0 2B 2-H 1B		0-0 E9 BB 2-3		0-0 BB 1B 1B	0-0 4-3 1-3 2B 1B	0-0 FC4-6 1B 1-2f 3-H		0-0 2B	6	3	4	2	0	0	2
Ted Simmons, S (1, 2) OBP: 0.365, SLG: 0.484	0-0 1-H 2B		0-3 K		4-0 1B 1-2 1B BB	0-0 4-3 1-2 3-H	0-0 1-2 1B		0-0 F8	3	1	1	2	1	1	3
Steve Swisher, R (6, 2) OBP: 0.333, SLG: 0.200										2	0	1	0	0	0	1
Jerry Morales, R (1, 8) OBP: 0.367, SLG: 0.443	0-3 K		4-0 1-2 BB		0-0 1B 1-2 2-H 1B	0-0 HR 2-H 2B	0-0 F3			4	1	2	2	1	1	3
Ken Reitz, R (1, 5) OBP: 0.366, SLG: 0.422	0-0 P3		0-3 K		0-0 1B 1-2 2-H 1B	0-0 2-H HR		0-0 F8		5	1	2	3	0	1	4
Jerry Mumphrey, S (1, 9) OBP: 0.225, SLG: 0.189		0-0 F8		0-0 F3	0-0 1-3 2-H 1B	0-3 K		0-0 1-3		5	0	1	0	0	1	0
Mike Tyson, R (1, 4) OBP: 0.314, SLG: 0.383		0-0 F9		0-0 WP 3B 2B	4-0 IBB	0-0 6-3		0-0 P4		4	1	1	0	1	0	0
John Denny, R (1, 1) OBP: 0.357, SLG: 0.462		0-0 5-3		0-0 WP 2-H 3B	0-3 K		0-0 4-3 1B FC4-6 1B		0-3 K	5	2	2	1	0	2	3
Inning Stats	R: 2 E: 0 K: 1 S: 8 H: 3 LOB: 1 BB: 0 P: 8	R: 0 E: 0 K: 0 S: 3 H: 0 LOB: 0 BB: 0 P: 3	R: 0 E: 1 K: 2 S: 9 H: 1 LOB: 3 BB: 1 P: 13	R: 2 E: 0 K: 0 S: 5 H: 2 LOB: 0 BB: 0 P: 5	R: 2 E: 0 K: 1 S: 8 H: 4 LOB: 3 BB: 2 P: 16	R: 4 E: 0 K: 1 S: 9 H: 4 LOB: 0 BB: 0 P: 9	R: 1 E: 0 K: 0 S: 6 H: 3 LOB: 2 BB: 0 P: 6	R: 0 E: 0 K: 0 S: 3 H: 0 LOB: 0 BB: 0 P: 3	R: 1 E: 0 K: 1 S: 7 H: 2 LOB: 1 BB: 0 P: 7	1B: 12 2B: 4 3B: 1 HR: 2 SF: 0 SAC: 0 DP: 0 HBP: 0	WP: 2 PB: 0 SB: 1 CS: 0 PA: 49					

	AB	46
	R	12
	H	19
	RBI	11
	BB	3
	SO	6
	LOB	23

PITCHER		IP	WLS	BF	H	R	ER	SO	BB	IBB	HBP	BLK	WP	HR	S	P	ERA	WHIP
Wayne Twitchell, R ERA: 5.31	(1, 1)	4.0	L	22	7	6	6	3	2	0	0	0	2	0	26	34	13.50	2.250
Bill Atkinson, R ERA: 1.29	(5, 1)	1.0		6	3	0	0	1	0	1	0	0	0	0	7	11	0.00	3.000
Fred Holdsworth, R ERA: 9.0	(6, 1)	1.0		7	4	4	4	1	0	0	0	0	0	1	9	9	36.00	4.000
Darold Knowles, L ERA: 3.52	(7, 1)	2.0		9	3	1	1	0	0	0	0	0	0	0	9	9	4.50	1.500
Stan Bahnsen, R ERA: 4.38	(9, 1)	1.0		5	2	1	1	1	0	0	0	0	0	1	7	7	9.00	2.000

PITCHER	IP	WLS	BF	H	R	ER	SO	BB	IBB	HBP	BLK	WP	HR	S	P	ERA	WHIP

Batter	1	2	3	4	5	6	7	8	9	AB	R	H	RBI	BB	SO	LOB
Warren Cromartie, L (1, 7) OBP: 0.264, SLG: 0.333	BB, 1B		F8		3B			1B, 2B	G4-6-3, 1-2f	5	1	3	0	0	0	2
Dave Cash, R (1, 4) OBP: 0.371, SLG: 0.500	K		1-3		1-3			WP, 1B 2-H		4	1	1	1	0	1	2
Andre Dawson, R (1, 8) OBP: 0.352, SLG: 0.435	FC5-4, BB 1-2			6-3, BB, 1B		K 1-2		K 1-2		3	0	1	0	1	2	1
Gary Carter, R (1, 2) OBP: 0.348, SLG: 0.443	F7			F7		5-3		6-3		3	0	0	0	0	0	3
Stan Papi, R (8, 6)										1	0	0	0	0	0	1
Tony Perez, R (1, 3) OBP: 0.273, SLG: 0.250	FC5-4 1-2f			6-3, BB 1-2		5-3		FC4-5, 1B 2-H		2	0	0	0	1	0	2
Darold Knowles, L (7, 1) OBP: 1.000, SLG: 1.000										0	0	0	0	0	0	0
Wayne Garrett, L (8, PH) OBP: 0.214, SLG: 0.154										1	0	1	1	0	0	0
Stan Bahnsen, R (9, 1)										0	0	0	0	0	0	0
Ellis Valentine, R (1, 9) OBP: 0.340, SLG: 0.429		G6-4-3, 1B	6-3 1-2 2-3				F8	FC4-5 1-2f		4	0	1	0	0	0	3
Larry Parrish, R (1, 5) OBP: 0.333, SLG: 0.464		G6-4-3 1-2f	F9				6-3		1B	4	0	1	0	0	0	3
Chris Speier, R (1, 6) OBP: 0.367, SLG: 0.500		6-3			6-3		E8		P4	3	0	0	0	0	0	0
Bob Reece, R (8, 2)										1	0	0	0	0	0	1
Wayne Twitchell, R (1, 1)			K		1-3		K		G4-6-3, 1B 1-2	1	0	0	0	0	1	0
Bill Atkinson, L (5, 1)										0	0	0	0	0	0	0
Jerry White, S (5, PH)										1	0	0	0	0	0	0
Fred Holdsworth, R (6, 1)										0	0	0	0	0	0	0
Del Unser, L (7, 3) OBP: 0.371, SLG: 0.323										2	0	1	0	0	1	1
Inning Stats	R: 0 E: 0 K: 1 S: 6 H: 1 LOB: 2 BB: 1 P: 10	R: 0 E: 0 K: 0 S: 3 H: 1 LOB: 0 BB: 0 P: 3	R: 0 E: 0 K: 1 S: 5 H: 0 LOB: 0 BB: 0 P: 5	R: 0 E: 0 K: 0 S: 4 H: 1 LOB: 2 BB: 1 P: 8	R: 0 E: 0 K: 0 S: 4 H: 1 LOB: 1 BB: 0 P: 4	R: 0 E: 0 K: 1 S: 5 H: 0 LOB: 0 BB: 0 P: 5	R: 0 E: 1 K: 1 S: 6 H: 0 LOB: 1 BB: 0 P: 6	R: 2 E: 0 K: 1 S: 8 H: 3 LOB: 1 BB: 0 P: 8	R: 0 E: 0 K: 0 S: 4 H: 2 LOB: 1 BB: 0 P: 4	1B: 7 2B: 1 3B: 1 HR: 0 SF: 0 SAC: 0 DP: 2 HBP: 0						

PITCHER	IP	WLS	BF	H	R	ER	SO	BB	IBB	HBP	BLK	WP	HR	S	P	ERA	WHIP
John Denny, R (1, 1) ERA: 2.45	9.0	W	37	9	2	2	5	2	0	0	0	1	0	45	53	2.00	1.222

PITCHER	IP	WLS	BF	H	R	ER	SO	BB	IBB	HBP	BLK	WP	HR	S	P	ERA	WHIP

BOTTOM

St. Louis Cardinals @ Montreal Expos

Olympic Stadium, Montreal, QB

Wed Apr 26 1978, 3:33 AM EST

Att. 10,999 - Sunny

livebaseballscorecards.com

AB	35
R	2
H	9
RBI	2
BB	2
SO	5
LOB	19

WP: 1	PA: 37		
PB: 0			
SB: 0			
CS: 0			

Batter	1	2	3	4	5	6	7	8	9	AB	R	H	RBI	BB	SO	LOB
Warren Cromartie, L (1, 7) OBP: 0.298, SLG: 0.340 Sam Mejias, R (8, 7)	BBBB 4-0 BB 1B HBP BB		BBBB 4-0 1B 2B BB		x 0-0 SH2-3 1B BLK 1B	SSS 0-3 ③ K			x 0-0 ③ P6	2 1	3 0	1 0	0 0	2 0	1 0	0 0
Dave Cash, R (1, 4) OBP: 0.392, SLG: 0.515 Del Unser, L (8, 3) OBP: 0.371, SLG: 0.323	x 0-0 ① HBP BB G4-6-3 1-2 1B		x 0-0 ① 1-3 1B		x 0-0 SH2-3 BLK 1-2 1B		x 0-0 ① F9			4 0	2 0	3 0	0 0	0 0	0 0	0 0
Andre Dawson, R (1, 8) OBP: 0.351, SLG: 0.422	BBBB 4-0 G4-6-3 HBP 1-2 2-3 BB		x 0-0 ② 1-3		x 0-0 ① SH2-3 1-2 2-3		SSS 0-3 ② K			2	0	0	0	1	1	1
Gary Carter, R (1, 2) OBP: 0.356, SLG: 0.429	H 1-0 G4-6-3 1-2 2-3 3-H HBP		BBBB 4-0 2B BB		x 0-0 ② F5 2-H 3-H		x 0-0 ③ L7			2	1	0	1	1	0	0
Tony Perez, R (1, 3) OBP: 0.286, SLG: 0.281 Pepe Frias, R (8, 4) OBP: 1.000, SLG: 2.000	x 0-0 ① ② G4-6-3 1-2f 2-3 3-H		x 0-0 1-H 3-H 2B		x 0-0 1B 1B			SSS 0-3 ① K		4 0	0 0	2 0	2 0	0 0	1 0	2 0
Ellis Valentine, R (1, 9) OBP: 0.333, SLG: 0.415	x 0-0 ③ 6-3		x 0-0 ③ 6-3		x 0-0 1-2 1B			x 0-0 ② P4		4	0	1	0	0	0	2
Larry Parrish, R (1, 5) OBP: 0.328, SLG: 0.467		x 0-0 ① F8		x 0-0 9-5-4 2B	x 0-0 ③ F7			x 0-0 ③ L8		4	0	1	0	0	0	2
Chris Speier, R (1, 6) OBP: 0.344, SLG: 0.466		x 0-0 ② 6-3		x 0-0 ① ② 9-5-4 2-3f		x 0-0 ① P5			x 0-0 ① L9	4	0	0	0	0	0	1
Ross Grimsley, L (1, 1) OBP: 0.200, SLG: 0.077		x 0-0 ③ F8		x 0-0 ③ 4-3		SSS 0-3 ② K			x 0-0 ② F7	4	0	0	0	0	1	0
Inning Stats	R: 2 E: 0 K: 0 S: 3 H: 1 LOB: 1 BB: 2 P: 12	R: 0 E: 0 K: 0 S: 3 H: 0 LOB: 0 BB: 0 P: 3	R: 2 E: 0 K: 0 S: 4 H: 2 LOB: 1 BB: 2 P: 12	R: 0 E: 0 K: 0 S: 3 H: 1 LOB: 0 BB: 0 P: 3	R: 2 E: 0 K: 0 S: 7 H: 4 LOB: 2 BB: 0 P: 7	R: 0 E: 0 K: 2 S: 7 H: 0 LOB: 0 BB: 0 P: 7	R: 0 E: 0 K: 1 S: 5 H: 0 LOB: 0 BB: 0 P: 5	R: 0 E: 0 K: 1 S: 5 H: 0 LOB: 0 BB: 0 P: 5	R: 0 E: 0 K: 0 S: 3 H: 0 LOB: 0 BB: 0 P: 3	1B: 6 2B: 3 3B: 0 HR: 0 SF: 0 SAC: 1 DP: 2 HBP: 1						

PITCHER	IP	WLS	BF	H	R	ER	SO	BB	IBB	HBP	BLK	WP	HR	S	P	ERA	WHIP
Joe Niekro, R (1, 1) ERA: 7.5	3.0	L	15	3	4	4	0	4	0	1	0	0	0	10	27	12.00	2.333
Tom Dixon, R (4, 1) ERA: 4.7	2.0		10	5	2	2	0	0	0	0	1	0	0	10	10	9.00	2.500
Floyd Bannister, L (6, 1) ERA: 3.78	2.0		6	0	0	0	3	0	0	0	0	0	0	12	12	0.00	0.000
Gene Pentz, R (8, 1) ERA: 5.79	2.0		6	0	0	0	1	0	0	0	0	0	0	8	8	0.00	0.000

PITCHER	IP	WLS	BF	H	R	ER	SO	BB	IBB	HBP	BLK	WP	HR	S	P	ERA	WHIP

TOP

Montreal Expos @ Houston Astros

Astrodome, Houston, TX

Fri Apr 28 1978, 7:05 PM EST

Att. 11,474 - Unknown

livebaseballscorecards.com

AB	31
R	6
H	8
RBI	3
BB	4
SO	4
LOB	8

WP: 0	PB: 0	SB: 0	CS: 0
PA: 37			

Montreal Expos @ Houston Astros

Astrodome, Houston, TX

Fri Apr 28 1978, 7:05 PM EST

Att. 11,474 - Unknown

BOTTOM

Batter	1	2	3	4	5	6	7	8	9	AB	R	H	RBI	BB	SO	LOB
Terry Puhl, L (1, 9) OBP: 0.341, SLG: 0.361	FC5-4 1B		5-3		L8		G4-6-3 1-3 2-H 1B			4	0	2	1	0	0	1
Enos Cabell, R (1, 5) OBP: 0.281, SLG: 0.352	F7		F8		1-2 1B		G4-6-3 1-2f			4	0	1	0	0	0	3
Cesar Cedeno, R (1, 8) OBP: 0.313, SLG: 0.351	FC5-4 BB 1-2f			1-3	P6			F8		4	0	0	0	0	0	3
Bob Watson, R (1, 3) OBP: 0.369, SLG: 0.479	BB 1-2 BB			4-3		F8		K		3	0	0	0	1	1	0
Art Howe, R (1, 4) OBP: 0.367, SLG: 0.534	F2			3B 1B		5-3		4-3		4	1	1	0	0	0	2
Wilbur Howard, S (1, 7) OBP: 0.381, SLG: 0.600		4-3		1-H 3B		F9			HR	4	1	2	2	0	0	0
Joe Ferguson, R (1, 2) OBP: 0.297, SLG: 0.469		G6-4-3 1B		6-3			F7		F7	4	0	1	0	0	0	1
Roger Metzger, S (1, 6) OBP: 0.284, SLG: 0.283		G6-4-3 1-2f			F9		E4 1B 1B		F8	2	0	0	0	0	0	1
Floyd Bannister, L (6, 1)										0	0	0	0	0	0	0
Denny Walling, L (7, PH) OBP: 0.300, SLG: 0.300										1	1	0	0	0	0	0
Gene Pentz, R (8, 1)										0	0	0	0	0	0	0
Jesus Alou, R (9, PH) OBP: 0.600, SLG: 0.600										1	0	0	0	0	0	0
Joe Niekro, R (1, 1) OBP: 0.286, SLG: 0.286			F4		1B 1B		1-2 1B		P1	0	0	0	0	0	0	0
Julio Gonzalez, R (3, PH)										1	0	0	0	0	0	0
Tom Dixon, R (4, 1)										0	0	0	0	0	0	0
Jimmy Sexton, R (5, PH) OBP: 0.600, SLG: 0.500										3	0	2	0	0	0	0
(6, 6)																

Inning Stats	1	2	3	4	5	6	7	8	9
	R: 0 H: 1 E: 0 LOB: 2 K: 0 BB: 1 S: 4 P: 8	R: 0 H: 1 E: 0 LOB: 0 K: 0 BB: 0 S: 3 P: 3	R: 0 H: 0 E: 0 LOB: 0 K: 0 BB: 0 S: 3 P: 3	R: 1 H: 2 E: 0 LOB: 1 K: 0 BB: 0 S: 5 P: 5	R: 0 H: 2 E: 0 LOB: 2 K: 0 BB: 0 S: 5 P: 5	R: 0 H: 0 E: 0 LOB: 0 K: 0 BB: 0 S: 3 P: 3	R: 1 H: 2 E: 1 LOB: 1 K: 0 BB: 0 S: 5 P: 5	R: 0 H: 0 E: 0 LOB: 0 K: 1 BB: 0 S: 5 P: 5	R: 1 H: 1 E: 0 LOB: 0 K: 0 BB: 0 S: 4 P: 4

1B: 7	SF: 0	WP: 0	PA: 36
2B: 0	SAC: 0	PB: 0	
3B: 1	DP: 2	SB: 0	
HR: 1	HBP: 0	CS: 0	

PITCHER	IP	WLS	BF	H	R	ER	SO	BB	IBB	HBP	BLK	WP	HR	S	P	ERA	WHIP
Ross Grimsley, L (1, 1) ERA: 1.53	9.0	W	36	9	3	2	1	1	0	0	0	0	1	37	41	2.00	1.111

PITCHER	IP	WLS	BF	H	R	ER	SO	BB	IBB	HBP	BLK	WP	HR	S	P	ERA	WHIP

AB	35
R	3
H	9
RBI	3
BB	1
SO	1
LOB	11

livebaseballscorecards.com

Batter	1	2	3	4	5	6	7	8	9	AB	R	H	RBI	BB	SO	LOB
Warren Cromartie, L (1, 7) OBP: 0.295, SLG: 0.321	4-3		BB			G3		F8		3	0	0	0	1	0	0
Dave Cash, R (1, 4) OBP: 0.397, SLG: 0.521	6-3		5-3			1B 2B		BB		3	1	1	0	1	0	1
Andre Dawson, R (1, 8) OBP: 0.346, SLG: 0.412	F9			F9		BLK 1B 2-H		K		4	0	1	1	0	1	1
Gary Carter, R (1, 2) OBP: 0.338, SLG: 0.403		F6		K		P2 1-2			5-3	4	0	0	0	0	1	1
Tony Perez, R (1, 3) OBP: 0.284, SLG: 0.269		BB		4-3		K			F9	3	0	0	0	1	1	1
Ellis Valentine, R (1, 9) OBP: 0.328, SLG: 0.404		F4	5-3			6-3			1B	4	0	1	0	0	0	1
Larry Parrish, R (1, 5) OBP: 0.308, SLG: 0.438		5-3	1-3			F8		K		4	0	0	0	0	1	2
Chris Speier, R (1, 6) OBP: 0.343, SLG: 0.450			F8		BB	4-3				2	0	0	0	1	0	0
Steve Rogers, R (1, 1) OBP: 0.250, SLG: 0.182			K		G3			4-1		2	0	0	0	0	1	1
Wayne Garrett, L (8, PH) OBP: 0.200, SLG: 0.143										1	0	0	0	0	0	0
Stan Bahnsen, R (8, 1)										0	0	0	0	0	0	0
Inning Stats	R: 0 E: 0 K: 0 S: 3 H: 0 LOB: 0 BB: 0 P: 3	R: 0 E: 0 K: 0 S: 3 H: 0 LOB: 1 BB: 1 P: 7	R: 0 E: 0 K: 1 S: 5 H: 0 LOB: 1 BB: 1 P: 9	R: 0 E: 0 K: 1 S: 5 H: 0 LOB: 0 BB: 0 P: 5	R: 0 E: 0 K: 0 S: 3 H: 0 LOB: 1 BB: 1 P: 7	R: 1 E: 0 K: 1 S: 7 H: 2 LOB: 1 BB: 0 P: 7	R: 0 E: 0 K: 0 S: 3 H: 0 LOB: 0 BB: 0 P: 3	R: 0 E: 0 K: 1 S: 5 H: 0 LOB: 1 BB: 1 P: 9	R: 0 E: 0 K: 1 S: 6 H: 1 LOB: 1 BB: 0 P: 6	1B: 2 2B: 1 3B: 0 HR: 0 SF: 0 SAC: 0 DP: 0 HBP: 0						

PITCHER	IP	WLS	BF	H	R	ER	SO	BB	IBB	HBP	BLK	WP	HR	S	P	ERA	WHIP
Joaquin Andujar, R (1, 1) ERA: 2.86	9.0	W	34	3	1	1	5	4	0	0	1	0	0	40	56	1.00	0.778

PITCHER	IP	WLS	BF	H	R	ER	SO	BB	IBB	HBP	BLK	WP	HR	S	P	ERA	WHIP

TOP

Montreal Expos @ Houston Astros

Astrodome, Houston, TX

Sat Apr 29 1978, 7:05 PM EST

Att. 46,215 - Unknown

livebaseballscorecards.com

AB	30
R	1
H	3
RBI	1
BB	4
SO	5
LOB	8

WP: 0	PA: 34
PB: 0	
SB: 0	
CS: 0	

Batter	1	2	3	4	5	6	7	8	9	AB	R	H	RBI	BB	SO	LOB
Terry Puhl, L (1, 7) OBP: 0.326, SLG: 0.345	F6	L9			F9		1-3			4	0	0	0	0	0	2
Enos Cabell, R (1, 5) OBP: 0.301, SLG: 0.363	6-4-3 HR 1B		1-3		G6-3 1B			BBBBB 4-0 BB		3	1	2	0	1	0	0
Cesar Cedeno, R (1, 8) OBP: 0.310, SLG: 0.346	6-4-3 1-2		6-3 BLK 2B 1B		G6-3 1-2f			SSS 0-3 K		4	1	1	0	0	1	3
Bob Watson, R (1, 3) OBP: 0.364, SLG: 0.507	2-H HR		6-3 1-3			5-3		F9		4	1	1	2	0	0	2
Jose Cruz, L (1, 9) OBP: 0.369, SLG: 0.355	G3		3-H 2B			4-3		SSS 0-3 K		4	0	1	1	0	1	1
Art Howe, R (1, 4) OBP: 0.378, SLG: 0.553		1B 1B	5-3			2B				3	0	2	0	0	0	1
Ed Herrmann, L (1, 2) OBP: 0.167, SLG: 0.167		1-3 1B		3-1		4-1				3	0	1	0	0	0	1
Jimmy Sexton, R (1, 6) OBP: 0.375, SLG: 0.286		P1		6-3			6-3			3	0	0	0	0	0	2
Joaquin Andujar, S (1, 1) OBP: 0.200, SLG: 0.111		SSS 0-3 K		SSS 0-3 K			F8			3	0	0	0	0	2	2
Inning Stats	R: 2 E: 0 K: 0 S: 5 H: 2 LOB: 0 BB: 0 P: 5	R: 0 E: 0 K: 1 S: 7 H: 2 LOB: 2 BB: 0 P: 7	R: 1 E: 0 K: 0 S: 5 H: 2 LOB: 1 BB: 0 P: 5	R: 0 E: 0 K: 1 S: 5 H: 0 LOB: 0 BB: 0 P: 5	R: 0 E: 0 K: 0 S: 3 H: 1 LOB: 0 BB: 0 P: 3	R: 0 E: 0 K: 0 S: 4 H: 1 LOB: 1 BB: 0 P: 4	R: 0 E: 0 K: 0 S: 3 H: 0 LOB: 0 BB: 0 P: 3	R: 0 E: 0 K: 2 S: 7 H: 0 LOB: 1 BB: 1 P: 11		1B: 5 2B: 2 3B: 0 HR: 1	SF: 0 SAC: 0 DP: 1 HBP: 0					

PITCHER		IP	WLS	BF	H	R	ER	SO	BB	IBB	HBP	BLK	WP	HR	S	P	ERA	WHIP
Steve Rogers, R ERA: 3.55	(1, 1)	7.0	L	28	8	3	3	2	0	0	0	1	0	1	32	32	3.86	1.143
Stan Bahnsen, R ERA: 4.05	(8, 1)	1.0		4	0	0	0	2	1	0	0	0	0	0	7	11	0.00	1.000

PITCHER	IP	WLS	BF	H	R	ER	SO	BB	IBB	HBP	BLK	WP	HR	S	P	ERA	WHIP

BOTTOM

Montreal Expos @ Houston Astros

Astrodome, Houston, TX

Sat Apr 29 1978, 7:05 PM EST

Att. 46,215 - Unknown

livebaseballscorecards.com

AB	31
R	3
H	8
RBI	3
BB	1
SO	4
LOB	14

1B: 5	SF: 0	WP: 0	PA: 32
2B: 2	SAC: 0	PB: 0	
3B: 0	DP: 1	SB: 0	
HR: 1	HBP: 0	CS: 0	

Montreal Expos @ Houston Astros

Astrodome, Houston, TX

Sun Apr 30 1978, 4:33 AM EDT

Att. 11,515 - Unknown

TOP

livebaseballscorecards.com

Batter	1	2	3	4	5	6	7	8	9	AB	R	H	RBI	BB	SO	LOB
Warren Cromartie, L (1, 7) OBP: 0.277, SLG: 0.298 Del Unser, L (8, 3) OBP: 0.371, SLG: 0.323	4-3		F8		F8			4-3		4 0	0 0	0 0	0 0	0 0	0 0	0 0
Dave Cash, R (1, 4) OBP: 0.390, SLG: 0.507 Pepe Frias, R (8, 4) OBP: 1.000, SLG: 2.000	L3			P4		F8		E G3 1B		4 0	0 0	1 0	0 0	0 0	0 0	0 0
Andre Dawson, R (1, 8) OBP: 0.341, SLG: 0.444	K			HR		P2		G3 1-2		4	1	1	1	0	1	1
Gary Carter, R (1, 2) OBP: 0.333, SLG: 0.394		BLK 1B		P6		1-3		E5 2-3		4	0	1	0	0	0	1
Tony Perez, R (1, 3) OBP: 0.282, SLG: 0.257 Sam Mejias, R (8, 7)		F8 1-2		1B BB			L7	5-3		3 0	0 0	0 0	0 0	1 0	0 0	3 0
Ellis Valentine, R (1, 9) OBP: 0.339, SLG: 0.410		F8		1B 1-2			WP 1B		L7	4	1	2	0	0	0	1
Larry Parrish, R (1, 5) OBP: 0.290, SLG: 0.412		4-3		K			F8 1-2		F8	4	0	0	0	0	1	4
Chris Speier, R (1, 6) OBP: 0.338, SLG: 0.438			F8		4-3		1B 2-H		6-3	4	0	1	1	0	0	0
Rudy May, L (1, 1) OBP: 0.250, SLG: 0.273 Stan Bahnsen, R (9, 1)			K		4-3		4-3			3 0	0 0	0 0	0 0	0 0	1 0	1 0
Inning Stats	R: 0 E: 0 K: 1 S: 5 H: 0 LOB: 0 BB: 0 P: 5	R: 0 E: 0 K: 0 S: 4 H: 1 LOB: 1 BB: 0 P: 4	R: 0 E: 0 K: 1 S: 5 H: 0 LOB: 0 BB: 0 P: 5	R: 1 E: 0 K: 1 S: 7 H: 2 LOB: 2 BB: 1 P: 11	R: 0 E: 0 K: 0 S: 3 H: 0 LOB: 0 BB: 0 P: 3	R: 0 E: 0 K: 0 S: 3 H: 0 LOB: 0 BB: 0 P: 3	R: 1 E: 0 K: 0 S: 5 H: 2 LOB: 1 BB: 0 P: 5	R: 0 E: 1 K: 0 S: 5 H: 1 LOB: 2 BB: 0 P: 5	R: 0 E: 0 K: 0 S: 3 H: 0 LOB: 0 BB: 0 P: 3	1B: 5 2B: 0 3B: 0 HR: 1	SF: 0 SAC: 0 DP: 0 HBP: 0		WP: 1 PB: 0 SB: 0 CS: 0		PA: 35		

	AB	34
	R	2
	H	6
	RBI	2
	BB	1
	SO	3
	LOB	11

PITCHER		IP	WLS	BF	H	R	ER	SO	BB	IBB	HBP	BLK	WP	HR	S	P	ERA	WHIP
Mark Lemongello, R ERA: 3.65	(1, 1)	8.0	L	32	6	2	2	3	1	0	0	1	1	1	37	41	2.25	0.875
Ken Forsch, R ERA: 3.65	(9, 1)	1.0		3	0	0	0	0	0	0	0	0	0	0	3	3	0.00	0.000

PITCHER		IP	WLS	BF	H	R	ER	SO	BB	IBB	HBP	BLK	WP	HR	S	P	ERA	WHIP

Batter	1	2	3	4	5	6	7	8	9	AB	R	H	RBI	BB	SO	LOB
Wilbur Howard, S (1, 9) OBP: 0.360, SLG: 0.542	S 1B 1B		P5		1-3			E5 FC6-4		4	0	1	0	0	0	1
Enos Cabell, R (1, 5) OBP: 0.299, SLG: 0.358	E 1-H 1B		E6			6-3		FC6-4 1-2f		4	0	1	0	0	0	1
Cesar Cedeno, R (1, 8) OBP: 0.318, SLG: 0.390	E6 G6-4-3 2-3		L7			G3-6-3 1B			HR	4	1	2	1	0	0	2
Bob Watson, R (1, 3) OBP: 0.359, SLG: 0.487	G6-4-3 1-2f			P3		G3-6-3 1-2f			BBBB SH1-3 BB	3	0	0	0	1	0	3
Dave Bergman, L (9, PR)										0	0	0	0	0	0	0
Jesus Alou, R (1, 7) OBP: 0.375, SLG: 0.375		F9		4-3			F9		SH1-3 1-2	3	0	0	0	0	0	0
Art Howe, R (1, 4) OBP: 0.360, SLG: 0.525		P3		6-3			5-3		P3	4	0	0	0	0	0	2
Joe Ferguson, R (1, 2) OBP: 0.308, SLG: 0.463		1B	BBBB SH1-4 BB				5-3		5-3	3	0	1	0	1	0	2
Jimmy Sexton, R (1, 6) OBP: 0.273, SLG: 0.200		L8		L7				L8		3	0	0	0	0	0	2
Mark Lemongello, R (1, 1) OBP: 0.250, SLG: 0.286			P3	SH1-4 1-2				F8		1	0	0	0	0	0	0
Julio Gonzalez, R (8, PH)										1	0	0	0	0	0	0
Ken Forsch, R (9, 1)										0	0	0	0	0	0	0
Inning Stats	R: 0 E: 1 K: 0 S: 4 H: 2 LOB: 1 BB: 0 P: 4	R: 0 E: 0 K: 0 S: 4 H: 1 LOB: 1 BB: 0 P: 4	R: 0 E: 1 K: 0 S: 4 H: 0 LOB: 1 BB: 0 P: 4	R: 0 E: 0 K: 0 S: 3 H: 0 LOB: 0 BB: 0 P: 3	R: 0 E: 0 K: 0 S: 3 H: 0 LOB: 1 BB: 1 P: 7	R: 0 E: 0 K: 0 S: 3 H: 1 LOB: 0 BB: 0 P: 3	R: 0 E: 0 K: 0 S: 3 H: 0 LOB: 0 BB: 0 P: 3	R: 0 E: 1 K: 0 S: 4 H: 0 LOB: 1 BB: 0 P: 4	R: 1 E: 0 K: 0 S: 4 H: 1 LOB: 2 BB: 1 P: 8	1B: 4 2B: 0 3B: 0 HR: 1	SF: 0 SAC: 2 DP: 2 HBP: 0						

PITCHER	IP	WLS	BF	H	R	ER	SO	BB	IBB	HBP	BLK	WP	HR	S	P	ERA	WHIP
Rudy May, L (1, 1) ERA: 2.82	8.1	W	32	5	1	1	0	2	0	0	0	0	1	30	38	1.08	0.840
Stan Bahnsen, R (9, 1) ERA: 3.86	0.2	S	2	0	0	0	0	0	0	0	0	0	0	2	2	0.00	0.000

PITCHER	IP	WLS	BF	H	R	ER	SO	BB	IBB	HBP	BLK	WP	HR	S	P	ERA	WHIP

BOTTOM

Montreal Expos @ Houston Astros

Astrodome, Houston, TX

Sun Apr 30 1978, 4:33 AM EDT

Att. 11,515 - Unknown

livebaseballscorecards.com

AB	30
R	1
H	5
RBI	1
BB	2
SO	0
LOB	13

1B: 4 2B: 0 3B: 0 HR: 1 SF: 0 SAC: 2 DP: 2 HBP: 0

WP: 0 PB: 0 SB: 1 CS: 0 PA: 34

Batter	1	2	3	4	5	6	7	8	9	AB	R	H	RBI	BB	SO	LOB
Wilbur Howard, S (1, 7) OBP: 0.300, SLG: 0.448	x 0-0 ① L9		x 0-0 ② F5		x 0-0 ① F8		x 0-0 ① F4		x 0-0 ① 4-3	5	0	0	0	0	0	0
Enos Cabell, R (1, 5) OBP: 0.314, SLG: 0.351	B B B B 4-0 L6-3 BB		B B B B 4-0 HR BB		B B B B 4-0 G5-4-3 BB		x 0-0 ② F9		x 0-0 ② L5	2	1	0	0	3	0	0
Cesar Cedeno, R (1, 8) OBP: 0.333, SLG: 0.460	x 0-0 ② ③ L6-3 1-2		x 0-0 1-H HR		x 0-0 ② ③ G5-4-3 1-2f		x 0-0 1B 2B		x 0-0 2B	5	2	3	2	0	0	2
Bob Watson, R (1, 3) OBP: 0.361, SLG: 0.482		x 0-0 ① 6-3	x 0-0 ③ 6-3			x 0-0 1B BB 1B	x 0-0 2-H 1B		x 0-0 ③ 5-3	5	0	2	1	0	0	1
Joe Ferguson, R (1, 2) OBP: 0.317, SLG: 0.457		x 0-0 1B 1B		x 0-0 ① F4		B B B B 4-0 1B 1-2 BB	S S S 0-3 ③ K			3	0	1	0	1	1	1
Jose Cruz, L (1, 9) OBP: 0.375, SLG: 0.375 Gene Pentz, R (8, 1)		x 0-0 ② P2		x 0-0 1B 1B		x 0-0 ① F4		x 0-0 4-3 2B		4 0	0 0	2 0	0 0	0 0	0 0	3 0
Jimmy Sexton, R (1, 6) OBP: 0.333, SLG: 0.286		x 0-0 1-2 1B		x 0-0 ② F9		x 0-0 1-2 2-3 1B		x 0-0 ① 1-3		4	0	2	0	0	0	2
Julio Gonzalez, R (1, 4) OBP: 0.125, SLG: 0.125		x 0-0 ③ L5		x 0-0 1-2 1B		x 0-0 ② F9		x 0-0 ② 4-3 2-3		4	0	1	0	0	0	6
J.R. Richard, R (1, 1) OBP: 0.083, SLG: 0.083 Jesus Alou, R (4, PH) OBP: 0.333, SLG: 0.333 Tom Dixon, R (4, 1) Art Howe, R (6, PH) OBP: 0.356, SLG: 0.519 Ken Forsch, R (6, 1) Denny Walling, L (8, PH) OBP: 0.273, SLG: 0.273 (8, 9)			S S S 0-3 ① K	x 0-0 ③ 5-3		x 0-0 ③ 4-3		S S S 0-3 ③ K		1 1 0 1 0 1	0 0 0 0 0 0	0 0 0 0 0 0	0 0 0 0 0 0	0 0 0 0 0 1	1 0 0 0 0 1	0 2 0 3 0 1
Inning Stats	R: 0 H: 0 E: 0 LOB: 0 K: 0 BB: 1 S: 2 P: 6	R: 0 H: 2 E: 0 LOB: 2 K: 0 BB: 0 S: 5 P: 5	R: 2 H: 1 E: 0 LOB: 0 K: 1 BB: 1 S: 6 P: 10	R: 0 H: 2 E: 0 LOB: 2 K: 0 BB: 0 S: 5 P: 5	R: 0 H: 0 E: 0 LOB: 0 K: 0 BB: 1 S: 2 P: 6	R: 0 H: 2 E: 0 LOB: 3 K: 0 BB: 1 S: 5 P: 9	R: 1 H: 2 E: 0 LOB: 1 K: 1 BB: 0 S: 7 P: 7	R: 0 H: 1 E: 0 LOB: 1 K: 1 BB: 0 S: 6 P: 6	R: 0 H: 1 E: 0 LOB: 1 K: 0 BB: 0 S: 4 P: 4	1B: 7 SF: 0 2B: 4 SAC: 0 3B: 0 DP: 2 HR: 1 HBP: 0						

PITCHER	IP	WLS	BF	H	R	ER	SO	BB	IBB	HBP	BLK	WP	HR	S	P	ERA	WHIP
Ross Grimsley, L (1, 1) ERA: 1.83	9.0	W	40	11	3	3	3	4	0	0	0	0	1	42	58	3.00	1.667

PITCHER	IP	WLS	BF	H	R	ER	SO	BB	IBB	HBP	BLK	WP	HR	S	P	ERA	WHIP

TOP

Houston Astros @ Montreal Expos

Olympic Stadium, Montreal, QB

Wed May 03 1978, 7:05 PM EDT

Att. 5,229 - Unknown

livebaseballscorecards.com

AB	36
R	3
H	11
RBI	3
BB	4
SO	3
LOB	21

WP: 0	PA: 40
PB: 0	
SB: 0	
CS: 0	

BOTTOM

Houston Astros @ Montreal Expos

Olympic Stadium, Montreal, QB

Wed May 03 1978, 7:05 PM EDT

Att. 5,229 - Unknown

Batter	1	2	3	4	5	6	7	8	9	AB	R	H	RBI	BB	SO	LOB
Warren Cromartie, L (1, 7) OBP: 0.300, SLG: 0.311	BBBB 4-0 2B SF8 BB	x 0-0 BB E 1B	x 0-0 BB 1-2 HR 1B		x 0-0 ① 1-3		x 0-0 ① F7	x 0-0 ③ L9		4	3	2	0	1	0	0
Sam Mejias, R (8, 7)										1	0	0	0	0	0	3
Dave Cash, R (1, 4) OBP: 0.414, SLG: 0.519	x 0-0 SF8 1-3 1B 2B	BBBB 4-0 FC5-4 1-2 BB	BBBB 4-0 1-2 2-3 HR BB		x 0-0 ② F9		BBBB 4-0 5-3 BB			2	2	1	0	3	0	0
Pepe Frias, R (7, PR) OBP: 1.000, SLG: 2.000										0	0	0	0	0	0	0
(8, 4)																
Andre Dawson, R (1, 8) OBP: 0.333, SLG: 0.461	x 0-0 ① SF8 2-3 3-H	x 0-0 ① FC5-4 3-1 1-2f 2-H	SSS 0-3 ② K		x 0-0 2B 3B		x 0-0 ② 5-3 1-2			4	1	1	1	0	1	5
Gary Carter, R (1, 2) OBP: 0.349, SLG: 0.453	x 0-0 ② 5-3	BBBB 4-0 3-1 BB	x 0-0 1-H 2-H 3-H HR		x 0-0 3-H 2B		SSS 0-3 ③ K			4	1	2	5	1	1	3
Tony Perez, R (1, 3) OBP: 0.289, SLG: 0.267	x 0-0 1B BLK 3-H 1B	x 0-0 ② 3-1 1-2 2-3	SSS 0-3 ③ K		x 0-0 ③ 6-3			x 0-0 FC6-4 1B		5	1	2	1	0	1	3
Jerry White, S (8, PR)										0	0	0	0	0	0	0
Del Unser, L (9, 3) OBP: 0.371, SLG: 0.323										0	0	0	0	0	0	0
Ellis Valentine, R (1, 9) OBP: 0.358, SLG: 0.406	x 0-0 BLK BB 1-3 1B	BBBB 4-0 BB		BBBB 4-0 FC4-6 BB		x 0-0 ① F9		x 0-0 ① FC6-4 BB 1B 1-2f 1-4-3		3	1	1	0	2	0	1
Larry Parrish, R (1, 5) OBP: 0.297, SLG: 0.403	BBBB 4-0 BLK 1-2 BB	SSS 0-3 ③ K		SSS 0-3 ① K		x 0-0 ② F9		x 0-0 1-4-3 BB 1-2 1B		4	0	1	0	1	2	4
Chris Speier, R (1, 6) OBP: 0.355, SLG: 0.433	BBBB 4-0 1-2 2-3 3-H BB		x 0-0 ① G3	SSS 0-3 ② K		x 0-0 FC6-4 1B		BBBB 4-0 1-4-3 1-2 2-3 BB		3	0	1	0	2	1	1
Ross Grimsley, L (1, 1) OBP: 0.200, SLG: 0.111	x 0-0 ③ F7		x 0-0 BB HR 1B	x 0-0 ③ FC4-6 1-2f		x 0-0 ③ FC6-4 1-2f		x 0-0 ② 1-4-3 1-2 2-3 3-H		5	1	1	1	0	0	7
Inning Stats	R: 3 E: 0 K: 0 S: 6 H: 3 LOB: 3 BB: 3 P: 18	R: 1 E: 1 K: 1 S: 6 H: 1 LOB: 3 BB: 3 P: 18	R: 4 E: 0 K: 2 S: 10 H: 3 LOB: 0 BB: 1 P: 14	R: 0 E: 0 K: 2 S: 7 H: 0 LOB: 1 BB: 1 P: 11	R: 1 E: 0 K: 0 S: 5 H: 2 LOB: 1 BB: 0 P: 5	R: 0 E: 0 K: 0 S: 4 H: 1 LOB: 1 BB: 0 P: 4	R: 0 E: 0 K: 1 S: 5 H: 0 LOB: 2 BB: 1 P: 9	R: 1 E: 0 K: 0 S: 5 H: 2 LOB: 3 BB: 1 P: 9		1B: 8 2B: 2 3B: 1 HR: 1 SF: 1 SAC: 0 DP: 0 HBP: 0						

livebaseballscorecards.com

AB	35
R	10
H	12
RBI	8
BB	10
SO	6
LOB	27

PITCHER		IP	WLS	BF	H	R	ER	SO	BB	IBB	HBP	BLK	WP	HR	S	P	ERA	WHIP
J.R. Richard, R ERA: 5.73	(1, 1)	3.0	L	23	7	8	8	3	7	0	0	1	0	1	22	50	24.00	4.667
Tom Dixon, R ERA: 4.66	(4, 1)	2.0		9	2	1	1	2	1	0	0	0	0	0	12	16	4.50	1.500
Ken Forsch, R ERA: 3.14	(6, 1)	2.0		8	1	0	0	1	1	0	0	0	0	0	9	13	0.00	1.000
Gene Pentz, R ERA: 6.0	(8, 1)	1.0		6	2	1	1	0	1	0	0	0	0	0	5	9	9.00	3.000

PITCHER	IP	WLS	BF	H	R	ER	SO	BB	IBB	HBP	BLK	WP	HR	S	P	ERA	WHIP

Montreal Expos @ Cincinnati Reds

Riverfront Stadium, Cincinnati, OH

Fri May 05 1978, 7:05 PM EDT

Att. 37,823 - Unknown

TOP

livebaseballscorecards.com

Batter	1	2	3	4	5	6	7	8	9	AB	R	H	RBI	BB	SO	LOB
Warren Cromartie, L (1, 7) OBP: 0.284, SLG: 0.292	4-3		F8		4-3		FC4-6 1B 1-2f		3-1	4	0	0	0	0	0	1
Pepe Frias, R (7, 4) OBP: 0.500, SLG: 1.000										1	0	0	0	0	0	0
Dave Cash, R (1, 4) OBP: 0.407, SLG: 0.506	L8	1-3	K		K		1B 1-2		K	4	0	1	0	0	1	0
Sam Mejias, R (7, 7)										1	0	0	0	0	1	0
Andre Dawson, R (1, 8) OBP: 0.315, SLG: 0.432	K	K	1-3		3-1				3-1	5	0	0	0	0	2	2
Gary Carter, R (1, 2) OBP: 0.356, SLG: 0.442		BB F9 1B 1B	P6			BB FC5-4		P3		2	1	0	0	2	0	0
Tony Perez, R (1, 3) OBP: 0.287, SLG: 0.266		1B 1-2	5-3			FC5-4 1-2f		K		4	0	1	0	0	1	1
Del Unser, L (8, 3) OBP: 0.371, SLG: 0.323										0	0	0	0	0	0	0
Ellis Valentine, R (1, 9) OBP: 0.366, SLG: 0.471		F9 2-3	HR		F9			2B 1B		4	2	2	1	0	0	3
Larry Parrish, R (1, 5) OBP: 0.308, SLG: 0.447		F9	HR		K			BB 2-H 1B		4	1	2	2	0	1	3
Chris Speier, R (1, 6) OBP: 0.375, SLG: 0.443		1B 1-2 3-H	1B				F8	BB 1-2		3	0	2	1	1	0	0
Steve Rogers, R (1, 1) OBP: 0.250, SLG: 0.200		G3	4-3				FC4-6 1B	4-3		4	0	1	0	0	0	5

Inning Stats	1	2	3	4	5	6	7	8	9
	R: 0 H: 0 E: 0 LOB: 0 K: 1 BB: 0 S: 5 P: 5	R: 1 H: 2 E: 0 LOB: 2 K: 0 BB: 1 S: 5 P: 9	R: 0 H: 0 E: 0 LOB: 0 K: 1 BB: 0 S: 5 P: 5	R: 2 H: 3 E: 0 LOB: 1 K: 0 BB: 0 S: 6 P: 6	R: 0 H: 0 E: 0 LOB: 0 K: 1 BB: 0 S: 5 P: 5	R: 0 H: 0 E: 0 LOB: 1 K: 1 BB: 1 S: 5 P: 9	R: 0 H: 2 E: 0 LOB: 2 K: 0 BB: 0 S: 5 P: 5	R: 1 H: 2 E: 0 LOB: 2 K: 1 BB: 1 S: 7 P: 11	R: 0 H: 0 E: 0 LOB: 0 K: 1 BB: 0 S: 5 P: 5

1B: 6 SF: 0
2B: 1 SAC: 0
3B: 0 DP: 0
HR: 2 HBP: 0

WP: 0 PA: 39
PB: 0
SB: 0
CS: 0

	AB	36
	R	4
	H	9
	RBI	4
	BB	3
	SO	6
	LOB	15

PITCHER		IP	WLS	BF	H	R	ER	SO	BB	IBB	HBP	BLK	WP	HR	S	P	ERA	WHIP
Tom Hume, R ERA: 5.59	(1, 1)	7.0	L	30	7	3	3	4	2	0	0	0	0	2	36	44	3.86	1.286
Dale Murray, R ERA: 3.49	(8, 1)	2.0		9	2	1	1	2	1	0	0	0	0	0	12	16	4.50	1.500

PITCHER	IP	WLS	BF	H	R	ER	SO	BB	IBB	HBP	BLK	WP	HR	S	P	ERA	WHIP

Montreal Expos @ Cincinnati Reds

Riverfront Stadium, Cincinnati, OH

Fri May 05 1978, 7:05 PM EDT

Att. 37,823 - Unknown

BOTTOM

Batter	1	2	3	4	5	6	7	8	9	AB	R	H	RBI	BB	SO	LOB
Pete Rose, S (1, 5) OBP: 0.365, SLG: 0.495	E7		FC3-2 1B (2-3)		1B		6-3			4	0	2	0	0	0	1
Ken Griffey, L (1, 9) OBP: 0.360, SLG: 0.481	L7		FC3-2 (1-2, 3-H)		L3			K		4	0	0	0	0	1	4
Joe Morgan, L (1, 4) OBP: 0.392, SLG: 0.542	L9		K			2B		FC4-6 1B		4	0	2	0	0	1	3
George Foster, R (1, 7) OBP: 0.378, SLG: 0.500	4-3			5-3		K		FC4-6 HR (1-2f)		4	1	0	0	0	1	3
Dan Driessen, L (1, 3) OBP: 0.400, SLG: 0.516		K		F2		L7		HR (1-H)		4	1	1	2	0	1	1
Johnny Bench, R (1, 2) OBP: 0.390, SLG: 0.563		K		HR		6-3		K		4	1	1	1	0	2	1
Dave Concepcion, R (1, 6) OBP: 0.333, SLG: 0.354		K		5-3			6-3		F9	4	0	0	0	0	1	0
Cesar Geronimo, L (1, 8) OBP: 0.400, SLG: 0.475			1B SH3-4 FC3-2 BB		K		FC5-4 BB		K	2	0	0	0	2	2	0
Tom Hume, R (1, 1)			SH3-4 (1-2)		K		FC5-4 (1-2f)		4-3	1	0	0	0	0	1	0
Mike Lum, L (7, PH)										1	0	0	0	0	0	1
Dale Murray, R (8, 1)										0	0	0	0	0	0	0
Dave Collins, S (9, PH) OBP: 0.250, SLG: 0.154										1	0	0	0	0	0	0
Inning Stats	R: 0 E: 1 K: 0 S: 4 H: 0 LOB: 1 BB: 0 P: 4	R: 0 E: 0 K: 3 S: 9 H: 0 LOB: 0 BB: 0 P: 9	R: 0 E: 0 K: 1 S: 6 H: 1 LOB: 2 BB: 1 P: 10	R: 1 E: 0 K: 0 S: 4 H: 1 LOB: 0 BB: 0 P: 4	R: 0 E: 0 K: 2 S: 8 H: 1 LOB: 1 BB: 0 P: 8	R: 0 E: 0 K: 1 S: 6 H: 1 LOB: 1 BB: 0 P: 6	R: 0 E: 0 K: 0 S: 3 H: 0 LOB: 1 BB: 1 P: 7	R: 2 E: 0 K: 2 S: 9 H: 2 LOB: 0 BB: 0 P: 9	R: 0 E: 0 K: 1 S: 5 H: 0 LOB: 0 BB: 0 P: 5	1B: 3 2B: 1 3B: 0 HR: 2	SF: 0 SAC: 1 DP: 0 HBP: 0						

livebaseballscorecards.com

AB	33
R	3
H	6
RBI	3
BB	2
SO	10
LOB	14

WP: 0 PB: 0 SB: 0 CS: 0 PA: 36

PITCHER	IP	WLS	BF	H	R	ER	SO	BB	IBB	HBP	BLK	WP	HR	S	P	ERA	WHIP
Steve Rogers, R (1, 1) ERA: 3.43	9.0	W	36	6	3	3	10	2	0	0	0	0	2	54	62	3.00	0.889

PITCHER	IP	WLS	BF	H	R	ER	SO	BB	IBB	HBP	BLK	WP	HR	S	P	ERA	WHIP

Montreal Expos @ Cincinnati Reds

Riverfront Stadium, Cincinnati, OH

Sat May 06 1978, 3:33 AM EDT

Att. 50,142 - Unknown

TOP

livebaseballscorecards.com

Batter	1	2	3	4	5	6	7	8	9	AB	R	H	RBI	BB	SO	LOB
Warren Cromartie, L (1, 7) OBP: 0.295, SLG: 0.304	F8		G5-4-3 1B			FC4-6 1B SSS K				4	0	2	0	0	1	1
Dave Cash, R (1, 4) OBP: 0.400, SLG: 0.494	1B 1B		G5-4-3 1-2f			FC4-6 1B 1-2f	F9			4	0	1	0	0	0	3
Andre Dawson, R (1, 8) OBP: 0.323, SLG: 0.435	G5-4-3 1B 1-2			5-3		1B 1-2		5-3		4	0	2	0	0	0	0
Gary Carter, R (1, 2) OBP: 0.340, SLG: 0.420	G5-4-3 1-2f			F5		K SSS		P5		4	0	0	0	0	1	4
Tony Perez, R (1, 3) OBP: 0.275, SLG: 0.253		L8		L7		L7		K SSS		4	0	0	0	0	1	2
Ellis Valentine, R (1, 9) OBP: 0.360, SLG: 0.458		K SSS			F9		HR 1B		4-3	4	1	1	0	0	1	0
Larry Parrish, R (1, 5) OBP: 0.329, SLG: 0.494		BB BBBB			1B		HR 1-H		F8	3	1	2	2	1	0	0
Stan Papi, R (1, 6) OBP: 0.125, SLG: 0.250		K SSS			F9		2B		L9	4	0	1	0	0	1	2
Rudy May, L (1, 1) OBP: 0.250, SLG: 0.273			F8		G3		F7			0	0	0	0	0	0	0
Jerry White, S (3, PH)										1	0	0	0	0	0	0
Fred Holdsworth, R (3, 1)										0	0	0	0	0	0	0
Wayne Garrett, L (5, PH) OBP: 0.188, SLG: 0.133										1	0	0	0	0	0	1
Bill Atkinson, L (5, 1)										0	0	0	0	0	0	0
Del Unser, L (7, PH) OBP: 0.361, SLG: 0.313										1	0	0	0	0	0	1
Darold Knowles, L (7, 1) OBP: 1.000, SLG: 1.000										0	0	0	0	0	0	0
Inning Stats	R: 0 E: 0 K: 0 S: 4 H: 2 LOB: 1 BB: 0 P: 4	R: 0 E: 0 K: 2 S: 7 H: 0 LOB: 1 BB: 1 P: 11	R: 0 E: 0 K: 0 S: 3 H: 1 LOB: 0 BB: 0 P: 3	R: 0 E: 0 K: 0 S: 3 H: 0 LOB: 0 BB: 0 P: 3	R: 0 E: 0 K: 0 S: 4 H: 1 LOB: 1 BB: 0 P: 4	R: 0 E: 0 K: 1 S: 7 H: 2 LOB: 2 BB: 0 P: 7	R: 2 E: 0 K: 1 S: 8 H: 3 LOB: 1 BB: 0 P: 8	R: 0 E: 0 K: 1 S: 5 H: 0 LOB: 0 BB: 0 P: 5	R: 0 E: 0 K: 0 S: 3 H: 0 LOB: 0 BB: 0 P: 3	1B: 7 2B: 1 3B: 0 HR: 1 SF: 0 SAC: 0 DP: 2 HBP: 0						

	AB	34
	R	2
	H	9
	RBI	2
	BB	1
	SO	5
	LOB	14

WP: 0 PB: 0 SB: 0 CS: 0 PA: 35

PITCHER		IP	WLS	BF	H	R	ER	SO	BB	IBB	HBP	BLK	WP	HR	S	P	ERA	WHIP
Tom Seaver, R ERA: 5.91	(1, 1)	6.0	W	26	9	2	2	3	1	0	0	0	0	1	31	35	3.00	1.667
Pedro Borbon, R ERA: 8.16	(7, 1)	3.0	S	9	0	0	0	2	0	0	0	0	0	0	13	13	0.00	0.000

PITCHER		IP	WLS	BF	H	R	ER	SO	BB	IBB	HBP	BLK	WP	HR	S	P	ERA	WHIP

Montreal Expos @ Cincinnati Reds

Riverfront Stadium, Cincinnati, OH

Sat May 06 1978, 3:33 AM EDT

Att. 50,142 - Unknown

BOTTOM

Batter	1	2	3	4	5	6	7	8	9	AB	R	H	RBI	BB	SO	LOB
Pete Rose, S (1, 5) OBP: 0.367, SLG: 0.500	F9	4-3 1-H		F8		4-3		S SH1-3 SF7		5	2	2	1	0	0	0
Junior Kennedy, R (9, 5) OBP: 0.267, SLG: 0.167								1B		0	0	0	0	0	0	0
Ken Griffey, L (1, 9) OBP: 0.374, SLG: 0.486	1B 1B	4-3 2-3		BBBB 1B		FC5-4 S		SH1-3 1-2		3	1	2	0	1	0	1
Joe Morgan, L (1, 4) OBP: 0.402, SLG: 0.547	1B 1-2	3-H		L8		BBBB FC5-4 1-2		SF7 2-H		3	0	2	2	1	0	1
George Foster, R (1, 7) OBP: 0.379, SLG: 0.495	G6-4-3 1-2 2-H	4-3		1-2		FC5-4 1-2f 2-3		L5		5	0	2	1	0	0	3
Johnny Bench, R (1, 2) OBP: 0.375, SLG: 0.538	G6-4-3 1-2f		F9	F7		SSS K				4	0	0	0	0	1	6
Dave Concepcion, R (1, 6) OBP: 0.340, SLG: 0.372		2B 2B	1B 1B		L8		SSS K			4	1	2	0	0	1	0
Dan Driessen, L (1, 3) OBP: 0.413, SLG: 0.531		SH1-3 SH 2-H	1-2		SSS K		BBBB S			3	1	2	1	1	1	0
Cesar Geronimo, L (1, 8) OBP: 0.398, SLG: 0.470		SH1-3 2-3	SSS K		1B		SSS K 1-2			3	0	1	0	0	2	3
Tom Seaver, R (1, 1)		SH 2B 3-H	1-3	4-3			5-3			2	1	0	1	0	0	3
Pedro Borbon, R (7, 1) OBP: 0.500, SLG: 0.500										1	0	0	0	0	0	1
Inning Stats	R: 1 H: 3 E: 0 LOB: 1 K: 0 BB: 0 S: 5 P: 5	R: 4 H: 4 E: 0 LOB: 1 K: 0 BB: 0 S: 8 P: 8	R: 0 H: 2 E: 0 LOB: 2 K: 1 BB: 0 S: 7 P: 7	R: 0 H: 1 E: 0 LOB: 2 K: 0 BB: 1 S: 4 P: 8	R: 0 H: 1 E: 0 LOB: 1 K: 1 BB: 0 S: 6 P: 6	R: 0 H: 1 E: 0 LOB: 2 K: 1 BB: 1 S: 6 P: 10	R: 0 H: 0 E: 0 LOB: 1 K: 2 BB: 1 S: 7 P: 11	R: 1 H: 1 E: 0 LOB: 0 K: 0 BB: 0 S: 4 P: 4		1B: 10 SF: 1 2B: 3 SAC: 3 3B: 0 DP: 1 HR: 0 HBP: 0						

livebaseballscorecards.com

AB	33
R	6
H	13
RBI	6
BB	3
SO	5
LOB	18

WP: 0 PA: 40
PB: 0
SB: 3
CS: 0

PITCHER		IP	WLS	BF	H	R	ER	SO	BB	IBB	HBP	BLK	WP	HR	S	P	ERA	WHIP
Rudy May, L ERA: 3.79	(1, 1)	2.0	L	13	7	5	5	0	0	0	0	0	0	0	13	13	22.50	3.500
Fred Holdsworth, R ERA: 6.0	(3, 1)	2.0		10	3	0	0	1	1	0	0	0	0	0	11	15	0.00	2.000
Bill Atkinson, R ERA: 1.0	(5, 1)	2.0		9	2	0	0	2	1	0	0	0	0	0	12	16	0.00	1.500
Darold Knowles, L ERA: 3.72	(7, 1)	2.0		8	1	1	1	2	1	0	0	0	0	0	11	15	4.50	1.000

PITCHER		IP	WLS	BF	H	R	ER	SO	BB	IBB	HBP	BLK	WP	HR	S	P	ERA	WHIP

Montreal Expos @ Cincinnati Reds

Riverfront Stadium, Cincinnati, OH

Sun May 07 1978, 3:33 AM EDT

Unknown

TOP

livebaseballscorecards.com

Batter	1	2	3	4	5	6	7	8	9	AB	R	H	RBI	BB	SO	LOB
Warren Cromartie, L (1, 7) OBP: 0.325, SLG: 0.329	4-3		BBB; G3 1B BB	1B		1-2 2-H 1B	1-2 3-H 1B		4-3 1-2	4	1	3	2	1	0	0
Del Unser, L (8, 3) OBP: 0.351, SLG: 0.303										1	0	0	0	0	0	1
Dave Cash, R (1, 4) OBP: 0.390, SLG: 0.478	F9		G3 1-2	F7		6-3	1-2 2-H 1B		FC5-4 2-3 1B	5	0	1	1	0	0	4
Stan Papi, R (8, 5) OBP: 0.222, SLG: 0.333										1	0	1	0	0	0	0
Andre Dawson, R (1, 8) OBP: 0.324, SLG: 0.462	HR		SSS; K		SSS; K		BB 1B E 1B; L8		FC5-4 PB 1-2f 3B 3-H	6	3	2	2	0	2	4
Gary Carter, R (1, 2) OBP: 0.354, SLG: 0.430	1B		2B 2-H 1B		1-3		L8	HR 1B	BBBB; 3B 2-3 BB	5	1	3	1	0	0	1
Sam Mejias, R (8, PR) (8, 7) OBP: 0.667, SLG: 1.667										0	2	0	0	1	0	0
Tony Perez, R (1, 3) OBP: 0.292, SLG: 0.318	SSS; K		HR 2-H 2B		5-3		BB E 1-2 1B	1-H HR	2B 1-H 3-H 3B	5	3	3	3	0	1	1
Pepe Frias, R (8, 4) OBP: 0.667, SLG: 1.667										1	1	1	2	0	0	0
Ellis Valentine, R (1, 9) OBP: 0.363, SLG: 0.487		F9	HR 2-H			SSS; K	BBBB; E 1-2 2-3 BB	5-3	1B 3-H 2B	4	2	1	2	1	1	1
Bob Reece, R (8, 2) OBP: 0.500, SLG: 1.000										1	1	1	1	0	0	0
Larry Parrish, R (1, 5) OBP: 0.322, SLG: 0.500			1-3			6-3	E1 1-H 2-H 3-H 1B	SSS; K	1B 2-H 1B	5	2	1	0	0	1	1
Bill Atkinson, L (8, 1) OBP: 0.500, SLG: 0.500		SF9 3B								1	0	1	1	0	0	0
Chris Speier, R (1, 6) OBP: 0.384, SLG: 0.438		SF9 3-H		SSS; K		BBBB; BB 1B	BBBB; 1B 1B BB	1-3	1B	3	2	1	1	2	1	1
Wayne Twitchell, R (1, 1)		SSS; K		SSS; K		BBBB; 1B 1-2 BB	SSS; K		1B FC5-4 4-3 1B; K	3	0	0	0	1	3	2
Jerry White, S (8, 9) OBP: 0.167, SLG: 0.167										2	1	1	0	0	1	2

	AB	R	H	RBI	BB	SO	LOB
	47	19	20	16	6	10	18

Inning Stats	1	2	3	4	5	6	7	8	9
	R: 1 E: 0 K: 1 S: 7	H: 2 LOB: 1 BB: 0 P: 7	R: 1 E: 0 K: 1 S: 6	H: 1 LOB: 0 BB: 0 P: 6	R: 4 E: 0 K: 1 S: 8	H: 3 LOB: 0 BB: 1 P: 12	R: 0 E: 0 K: 2 S: 8	H: 1 LOB: 1 BB: 0 P: 8	R: 0 E: 0 K: 1 S: 5	H: 0 LOB: 0 BB: 0 P: 5
	R: 1 E: 0 K: 1 S: 6	H: 1 LOB: 2 BB: 2 P: 14	R: 5 E: 1 K: 1 S: 10	H: 4 LOB: 2 BB: 2 P: 18	R: 2 E: 0 K: 1 S: 7	H: 2 LOB: 1 BB: 0 P: 7	R: 5 E: 1 K: 1 S: 11	H: 6 LOB: 2 BB: 1 P: 15	1B: 13 2B: 2 3B: 2 HR: 3	SF: 1 SAC: 0 DP: 0 HBP: 0
	WP: 0 PB: 1 SB: 0 CS: 0	PA: 54								

PITCHER		IP	WLS	BF	H	R	ER	SO	BB	IBB	HBP	BLK	WP	HR	S	P	ERA	WHIP
Paul Moskau, R ERA: 13.5	(1, 1)	4.0	L	20	7	6	6	5	1	0	0	0	0	2	29	33	13.50	2.000
Doug Capilla, L ERA: 9.82	(5, 1)	2.0		9	1	1	1	2	2	0	0	0	0	0	11	19	4.50	1.500
Dale Murray, R ERA: 4.15	(7, 1)	2.0		15	6	7	3	2	2	0	0	0	0	1	17	25	13.50	4.000
Dave Tomlin, L ERA: 7.2	(9, 1)	1.0		10	6	5	5	1	1	0	0	0	0	0	11	15	45.00	7.000

PITCHER	IP	WLS	BF	H	R	ER	SO	BB	IBB	HBP	BLK	WP	HR	S	P	ERA	WHIP

Montreal Expos @ Cincinnati Reds

Riverfront Stadium, Cincinnati, OH

Sun May 07 1978, 3:33 AM EDT

Unknown

BOTTOM

Batter	1	2	3	4	5	6	7	8	9	AB	R	H	RBI	BB	SO	LOB
Pete Rose, S (1, 5) OBP: 0.360, SLG: 0.487	4-3		6-3	1-2 2-H 1B			6-3	G3		5	0	1	1	0	0	1
Ken Griffey, L (1, 9) OBP: 0.383, SLG: 0.500	2B		HR 1B	L8			1B		1-3	5	1	3	0	0	0	2
Joe Morgan, L (1, 4) OBP: 0.405, SLG: 0.573	P4		1-H HR		BBB CS BB		SSS K		F8	3	1	1	2	1	1	2
Rick Auerbach, R (8, 4) OBP: 0.294, SLG: 0.467										1	0	0	0	0	0	0
George Foster, R (1, 7) OBP: 0.372, SLG: 0.477	BBBB FC6-4 BB		P4		SSS K 1-2		4-3		6-3	4	0	0	0	1	1	2
Dan Driessen, L (1, 3) OBP: 0.407, SLG: 0.515	FC6-4 1-2f		F5		BBBB BB			F5		3	0	0	0	1	0	2
Johnny Bench, R (1, 2) OBP: 0.364, SLG: 0.521		L7		SSS K	L8			BBB HR BB		3	0	0	0	0	1	1
Don Werner, R (8, 2) OBP: 0.500, SLG: 0.286										0	1	0	0	1	0	0
Dave Concepcion, R (1, 6) OBP: 0.357, SLG: 0.422		WP 1B 1B		1B 1B		L7		1-H HR		4	2	3	2	0	0	0
Mike Lum, L (1, 8)		SSS K 1-2		F7		F5		4-3		4	0	0	0	0	1	2
Paul Moskau, R (1, 1) OBP: 1.000, SLG: 1.000		2-H 1B		1-2 1B		5-3		1B		1	0	1	0	0	0	0
Dave Collins, S (4, PH) OBP: 0.286, SLG: 0.214										1	0	1	0	0	0	0
Doug Capilla, L (5, 1)										0	0	0	0	0	0	0
Junior Kennedy, R (6, PH) OBP: 0.250, SLG: 0.154										1	0	0	0	0	0	0
Dale Murray, R (7, 1)										0	0	0	0	0	0	0
Cesar Geronimo, L (8, PH) OBP: 0.404, SLG: 0.476										1	0	1	0	0	0	0
Dave Tomlin, L (9, 1)										0	0	0	0	0	0	0
Inning Stats	R: 0 E: 0 K: 0 S: 4 H: 1 LOB: 2 BB: 1 P: 8	R: 0 E: 0 K: 1 S: 6 H: 2 LOB: 2 BB: 0 P: 6	R: 2 E: 0 K: 0 S: 5 H: 2 LOB: 0 BB: 0 P: 5	R: 1 E: 0 K: 1 S: 8 H: 3 LOB: 2 BB: 0 P: 8	R: 0 E: 0 K: 1 S: 4 H: 0 LOB: 1 BB: 2 P: 12	R: 0 E: 0 K: 0 S: 3 H: 0 LOB: 0 BB: 0 P: 3	R: 0 E: 0 K: 1 S: 6 H: 1 LOB: 1 BB: 0 P: 6	R: 2 E: 0 K: 0 S: 5 H: 2 LOB: 1 BB: 1 P: 9	R: 0 E: 0 K: 0 S: 3 H: 0 LOB: 0 BB: 0 P: 3	1B: 8 2B: 1 3B: 0 HR: 2	SF: 0 SAC: 0 DP: 0 HBP: 0						

livebaseballscorecards.com

AB	36
R	5
H	11
RBI	5
BB	4
SO	4
LOB	12

WP: 1 PB: 0 SB: 0 CS: 1 PA: 40

PITCHER		IP	WLS	BF	H	R	ER	SO	BB	IBB	HBP	BLK	WP	HR	S	P	ERA	WHIP
Wayne Twitchell, R ERA: 4.94	(1, 1)	7.0	W	31	9	3	3	4	3	0	0	0	1	1	36	48	3.86	1.714
Bill Atkinson, R ERA: 2.45	(8, 1)	2.0		9	2	2	2	0	1	0	0	0	0	1	8	12	9.00	1.500

PITCHER	IP	WLS	BF	H	R	ER	SO	BB	IBB	HBP	BLK	WP	HR	S	P	ERA	WHIP

Batter	1	2	3	4	5	6	7	8	9	AB	R	H	RBI	BB	SO	LOB
Warren Cromartie, L (1, 7) OBP: 0.310, SLG: 0.312	4-3		F7		F8			L3		4	0	0	0	0	0	0
Dave Cash, R (1, 4) OBP: 0.385, SLG: 0.468	F2		F7			HR 1B		K		4	1	1	0	0	1	0
Andre Dawson, R (1, 8) OBP: 0.349, SLG: 0.516	1B		1B			1-H HR		1B		4	1	4	2	0	0	0
Gary Carter, R (1, 2) OBP: 0.340, SLG: 0.411	K		F9			F7		4-3		4	0	0	0	0	1	3
Tony Perez, R (1, 3) OBP: 0.290, SLG: 0.315		P4		5-3		G5-4-3 1B			K	4	0	1	0	0	1	0
Ellis Valentine, R (1, 9) OBP: 0.357, SLG: 0.488		2B		P6		G5-4-3 1-2f			4-3	4	0	1	0	0	0	1
Larry Parrish, R (1, 5) OBP: 0.319, SLG: 0.489		K		1-3			5-3		1B 1B	4	0	1	0	0	1	1
Chris Speier, R (1, 6) OBP: 0.389, SLG: 0.434 Jerry White, S (9, PR) OBP: 0.167, SLG: 0.167		IBB			K		6-3		1-2 1B	3 0	0 0	1 0	0 0	1 0	1 0	0 0
Ross Grimsley, L (1, 1) OBP: 0.174, SLG: 0.095 Wayne Garrett, L (9, PH) OBP: 0.176, SLG: 0.125		F7			K		G1		F8	3 1	0 0	0 0	0 0	0 0	1 0	2 2
Inning Stats	R: 0 E: 0 K: 1 S: 6 H: 1 LOB: 1 BB: 0 P: 6	R: 0 E: 0 K: 1 S: 6 H: 1 LOB: 2 BB: 1 P: 10	R: 0 E: 0 K: 0 S: 4 H: 1 LOB: 1 BB: 0 P: 4	R: 0 E: 0 K: 0 S: 3 H: 0 LOB: 0 BB: 0 P: 3	R: 0 E: 0 K: 2 S: 7 H: 0 LOB: 0 BB: 0 P: 7	R: 2 E: 0 K: 0 S: 5 H: 3 LOB: 0 BB: 0 P: 5	R: 0 E: 0 K: 0 S: 3 H: 0 LOB: 0 BB: 0 P: 3	R: 0 E: 0 K: 1 S: 6 H: 1 LOB: 1 BB: 0 P: 6	R: 0 E: 0 K: 1 S: 7 H: 2 LOB: 2 BB: 0 P: 7	1B: 7 2B: 1 3B: 0 HR: 1 SF: 0 SAC: 0 DP: 1 HBP: 0							WP: 0 PB: 0 SB: 0 CS: 0 PA: 36

PITCHER	IP	WLS	BF	H	R	ER	SO	BB	IBB	HBP	BLK	WP	HR	S	P	ERA	WHIP
Manny Sarmiento, R (1, 1) ERA: 1.37	6.0	W	24	6	2	2	4	0	1	0	0	0	1	31	35	3.00	1.000
Doug Bair, R (7, 1) ERA:	3.0	S	12	3	0	0	2	0	0	0	0	0	0	16	16	0.00	1.000

PITCHER	IP	WLS	BF	H	R	ER	SO	BB	IBB	HBP	BLK	WP	HR	S	P	ERA	WHIP

Montreal Expos @ Cincinnati Reds

Riverfront Stadium, Cincinnati, OH

Sun May 07 1978, 3:38 AM EDT

Att. 35,037 - Unknown

TOP

livebaseballscorecards.com

AB	35
R	2
H	9
RBI	2
BB	1
SO	6
LOB	9

Montreal Expos @ Cincinnati Reds

Riverfront Stadium, Cincinnati, OH

Sun May 07 1978, 3:38 AM EDT

Att. 35,037 - Unknown

BOTTOM

Batter	1	2	3	4	5	6	7	8	9	AB	R	H	RBI	BB	SO	LOB
Ken Griffey, L (1, 9) OBP: 0.379, SLG: 0.491	4-3		G3		4-3		1B			4	0	1	0	0	0	0
Joe Morgan, L (1, 4) OBP: 0.400, SLG: 0.559	4-3		3B 1B		F8		F8			4	1	1	0	0	0	1
George Foster, R (1, 7) OBP: 0.384, SLG: 0.504	1B		1-H 3B			E SF8 1B	L8			4	1	3	1	0	0	1
Johnny Bench, R (1, 3) OBP: 0.351, SLG: 0.500 (9, 2)	L6		G3			E5 SF8 BB 1-3 FC1-2-5		L5		4	0	0	0	0	0	3
Dave Concepcion, R (1, 6) OBP: 0.363, SLG: 0.419		F8		F9		B B B B 4-0 FC1-2-5 SF8 E 1-2 BB		1B 1B		3	1	1	0	1	0	0
Don Werner, R (1, 2) OBP: 0.429, SLG: 0.300 Dan Driessen, L (9, 3) OBP: 0.407, SLG: 0.515		F8		S S S K		SF8 1-2 2-3 3-H		1-3 1B		3 0	0 0	1 0	1 0	0 0	1 0	0 0
Junior Kennedy, R (1, 5) OBP: 0.350, SLG: 0.250	1B			1B		FC1-2-5 S E 2-3 3-H		IBB		3	1	2	0	1	0	2
Cesar Geronimo, L (1, 8) OBP: 0.388, SLG: 0.455	4-3			F7		F9 1-H 3-H		S S S K		4	0	0	0	0	1	4
Manny Sarmiento, R (1, 1) Doug Bair, R (7, 1)			S S S K		S S S K		6-3			2 1	0 0	0 0	0 0	0 0	2 0	0 0
Inning Stats	R: 0 E: 0 K: 0 S: 4 H: 1 LOB: 1 BB: 0 P: 4	R: 0 E: 0 K: 0 S: 4 H: 1 LOB: 1 BB: 0 P: 4	R: 1 E: 0 K: 1 S: 7 H: 2 LOB: 1 BB: 0 P: 7	R: 0 E: 0 K: 1 S: 6 H: 1 LOB: 1 BB: 0 P: 6	R: 0 E: 0 K: 1 S: 5 H: 0 LOB: 0 BB: 0 P: 5	R: 3 E: 2 K: 0 S: 5 H: 1 LOB: 0 BB: 1 P: 9	R: 0 E: 0 K: 0 S: 4 H: 1 LOB: 1 BB: 0 P: 4	R: 0 E: 0 K: 1 S: 6 H: 2 LOB: 2 BB: 1 P: 10		1B: 8 2B: 0 3B: 1 HR: 0	SF: 1 SAC: 0 DP: 0 HBP: 0						

livebaseballscorecards.com

AB	32
R	4
H	9
RBI	2
BB	2
SO	4
LOB	11

WP: 0 PB: 0 SB: 1 CS: 0 PA: 35

PITCHER		IP	WLS	BF	H	R	ER	SO	BB	IBB	HBP	BLK	WP	HR	S	P	ERA	WHIP
Ross Grimsley, L ERA: 1.72	(1, 1)	8.0	L	35	9	4	1	4	1	1	0	0	0	0	41	49	1.12	1.250

PITCHER	IP	WLS	BF	H	R	ER	SO	BB	IBB	HBP	BLK	WP	HR	S	P	ERA	WHIP

Montreal Expos @ Atlanta Braves

Atlanta-Fulton County Stadium, Atlanta, GA

Tue May 09 1978, 7:05 PM EDT

Unknown

TOP

livebaseballscorecards.com

Batter	1	2	3	4	5	6	7	8	9	AB	R	H	RBI	BB	SO	LOB
Warren Cromartie, L (1, 7) OBP: 0.308, SLG: 0.321 Del Unser, L (9, 3) OBP: 0.351, SLG: 0.303	L5-4 2B		F8		G4-6-3 1-2f			G3		4 0	0 0	1 0	0 0	0 0	0 0	2 0
Dave Cash, R (1, 4) OBP: 0.389, SLG: 0.464 Pepe Frias, R (9, 4) OBP: 0.667, SLG: 1.667	BB			G3 1B 1B		5-3		K		3 0	0 0	1 0	0 0	1 0	1 0	0 0
Andre Dawson, R (1, 8) OBP: 0.355, SLG: 0.545	F8			G3 1-2 1B		5-3		HR		4	1	2	1	0	0	2
Gary Carter, R (1, 2) OBP: 0.327, SLG: 0.394	L5-4 2-3			G3 1-2 2-3		5-3		P6		4	0	0	0	0	0	4
Tony Perez, R (1, 3) OBP: 0.298, SLG: 0.316 Sam Mejias, R (9, 7)		F8		G5-4-3 IBB			1B 1B 1B		K	3 0	1 0	1 0	0 0	1 0	1 0	0 0
Ellis Valentine, R (1, 9) OBP: 0.364, SLG: 0.488		K		G5-4-3 1-2f			1B 1-2 1B		1B 1B	4	0	2	0	0	1	3
Larry Parrish, R (1, 5) OBP: 0.316, SLG: 0.478		K	F9				G6-3 1-2 2-H 1B		K	4	0	1	1	0	2	1
Chris Speier, R (1, 6) OBP: 0.383, SLG: 0.425			5-3	E1 SH			P5		1B 1-2 1B	4	0	1	0	0	0	2
Steve Rogers, R (1, 1) OBP: 0.235, SLG: 0.188 Wayne Garrett, L (7, PH) OBP: 0.176, SLG: 0.125 Stan Papi, R (7, PH) OBP: 0.200, SLG: 0.300 Stan Bahnsen, R (7, 1) Darold Knowles, L (8, 1) OBP: 1.000, SLG: 1.000 Bill Atkinson, L (8, 1) OBP: 0.667, SLG: 0.667			K	SH G4-6-3 1-2			G6-3 1-2f		1-2 2-H 1B	1 0 1 0 0 1	0 0 0 0 0 0	0 0 0 0 0 1	0 0 0 0 0 0	1 0 0 0 0 0	0 0 0 0 0 0	0 0 2 0 0 0
Inning Stats	R: 0 E: 0 K: 0 S: 3 H: 1 LOB: 1 BB: 1 P: 7	R: 0 E: 0 K: 2 S: 7 H: 0 LOB: 0 BB: 0 P: 7	R: 0 E: 0 K: 1 S: 5 H: 0 LOB: 0 BB: 0 P: 5	R: 0 E: 0 K: 0 S: 4 H: 2 LOB: 2 BB: 1 P: 8	R: 0 E: 2 K: 0 S: 4 H: 0 LOB: 1 BB: 0 P: 4	R: 0 E: 0 K: 0 S: 3 H: 0 LOB: 0 BB: 0 P: 3	R: 1 E: 0 K: 0 S: 5 H: 3 LOB: 1 BB: 0 P: 5	R: 1 E: 0 K: 1 S: 6 H: 1 LOB: 0 BB: 0 P: 6	R: 0 E: 0 K: 2 S: 9 H: 3 LOB: 2 BB: 0 P: 9	1B: 8 2B: 2 3B: 0 HR: 1 SF: 0 SAC: 1 DP: 4 HBP: 0						

	AB	33
	R	2
	H	10
	RBI	2
	BB	2
	SO	6
	LOB	16

WP: 0 PB: 0 SB: 0 CS: 0 PA: 36

PITCHER		IP	WLS	BF	H	R	ER	SO	BB	IBB	HBP	BLK	WP	HR	S	P	ERA	WHIP
Dick Ruthven, R ERA: 3.48	(1, 1)	6.1		26	6	1	1	3	1	1	0	0	0	0	30	38	1.42	1.105
Jamie Easterly, L ERA: 1.93	(7, 1)	1.0		2	0	0	0	0	0	0	0	0	0	0	2	2	0.00	0.000
Eddie Solomon, R ERA: 1.31	(8, 1)	0.2		3	1	1	1	1	0	0	0	0	0	1	5	5	13.50	1.500
Dave Campbell, R ERA: 4.5	(9, 1)	1.0	W	5	3	0	0	2	0	0	0	0	0	0	9	9	0.00	3.000

PITCHER	IP	WLS	BF	H	R	ER	SO	BB	IBB	HBP	BLK	WP	HR	S	P	ERA	WHIP

Montreal Expos @ Atlanta Braves

Atlanta-Fulton County Stadium, Atlanta, GA

Tue May 09 1978, 7:05 PM EDT

Unknown

BOTTOM

livebaseballscorecards.com

Batter	1	2	3	4	5	6	7	8	9	AB	R	H	RBI	BB	SO	LOB
Jerry Royster, R (1, 4) OBP: 0.394, SLG: 0.402	K		L9		1-3		F8		E1 BB 1B 2-H	5	1	1	0	0	1	0
Rowland Office, L (1, 8) OBP: 0.299, SLG: 0.375	CS BB		1B 1B		6-3		1B		K	4	0	2	0	1	1	1
Biff Pocoroba, S (1, 2) OBP: 0.289, SLG: 0.276	4-3 1-2		BB 1-3 1B		FC6-4 1B		F8		1B BB IBB	4	0	2	0	1	0	2
Jeff Burroughs, R (1, 7) OBP: 0.505, SLG: 0.581		1B 2B	4-0 1-2 BB		FC6-4 1-2f			0-0 1B 1B	1B 1-2 2-3 BB	3	1	2	0	1	0	1
Barry Bonnell, R (8, PR) (9, 7) OBP: 0.267, SLG: 0.257										0	0	0	0	0	0	0
Bob Beall, S (9, PH) OBP: 0.238, SLG: 0.111										0	0	0	0	1	0	0
Brian Asselstine, L (1, 9) OBP: 0.350, SLG: 0.358		1B 1B 2-H	P4			4-3		K	1-2 2-3 3-H 1B	5	0	2	2	0	1	4
Dale Murphy, R (1, 3) OBP: 0.265, SLG: 0.297		3 1B 2-3		5-3		E S L7-2 1B		1-2 1B		4	0	3	0	0	0	0
Rod Gilbreath, R (1, 5) OBP: 0.281, SLG: 0.352		P5		5-3		1-3 BB		F8		3	0	0	0	1	0	4
Pat Rockett, R (1, 6) OBP: 0.192, SLG: 0.139		3 1-2f		FC5-4 1B		L7-2 3-H		4-3		3	0	1	0	0	0	4
Jamie Easterly, L (7, 1) OBP: 0.250, SLG: 0.250										0	0	0	0	0	0	0
Eddie Solomon, R (8, 1) OBP: 0.200, SLG: 0.200										0	0	0	0	0	0	0
Joe Nolan, L (8, PH) OBP: 0.222, SLG: 0.125										1	0	0	0	0	0	2
Dave Campbell, R (9, 1)										0	0	0	0	0	0	0
Dick Ruthven, R (1, 1) OBP: 0.071, SLG: 0.071			K	FC5-4 1-2f			F8		E 2B	2	0	0	0	0	1	1
Darrel Chaney, S (7, 6) OBP: 0.448, SLG: 0.560										2	1	1	0	0	0	0

Inning Stats	1	2	3	4	5	6	7	8	9
	R: 0 H: 0 E: 0 LOB: 0 K: 1 BB: 1 S: 4 P: 8	R: 1 H: 3 E: 0 LOB: 1 K: 0 BB: 0 S: 5 P: 5	R: 0 H: 2 E: 0 LOB: 3 K: 1 BB: 1 S: 7 P: 11	R: 0 H: 1 E: 0 LOB: 1 K: 0 BB: 0 S: 4 P: 4	R: 0 H: 1 E: 0 LOB: 1 K: 0 BB: 0 S: 4 P: 4	R: 0 H: 1 E: 0 LOB: 1 K: 0 BB: 1 S: 3 P: 7	R: 0 H: 1 E: 0 LOB: 1 K: 0 BB: 0 S: 4 P: 4	R: 0 H: 2 E: 0 LOB: 2 K: 1 BB: 0 S: 7 P: 7	R: 2 H: 3 E: 1 LOB: 3 K: 1 BB: 2 S: 6 P: 14

1B: 12	SF: 0
2B: 4	SAC: 0
3B: 0	DP: 2
HR: 0	HBP: 0

WP: 0	PA: 41
PB: 0	
SB: 1	
CS: 1	

AB	36
R	3
H	14
RBI	2
BB	5
SO	4
LOB	19

PITCHER		IP	WLS	BF	H	R	ER	SO	BB	IBB	HBP	BLK	WP	HR	S	P	ERA	WHIP
Steve Rogers, R ERA: 3.19	(1, 1)	6.0		26	8	1	1	2	3	0	0	0	0	0	27	39	1.50	1.833
Stan Bahnsen, R ERA: 3.6	(7, 1)	1.0		5	2	0	0	0	0	0	0	0	0	0	5	5	0.00	2.000
Darold Knowles, L ERA: 3.6	(8, 1)	0.1		2	1	0	0	1	0	0	0	0	0	0	4	4	0.00	3.000
Bill Atkinson, R ERA: 3.75	(8, 1)	1.0	L	8	3	2	2	1	1	1	0	0	0	0	8	16	18.00	4.000

PITCHER		IP	WLS	BF	H	R	ER	SO	BB	IBB	HBP	BLK	WP	HR	S	P	ERA	WHIP

Batter	1	2	3	4	5	6	7	8	9	AB	R	H	RBI	BB	SO	LOB
Warren Cromartie, L (1, 7) OBP: 0.313, SLG: 0.318	P3		K		K		PB WP E 1B	5-3 HBP 1-2 2-3		4	1	1	0	0	2	0
Dave Cash, R (1, 4) OBP: 0.381, SLG: 0.451 Sam Mejias, R (9, 8)	F8		PB 1B 1B		5-3		K 1-3	5-3 1-2 2-3 3-H		5 0	0 0	1 0	1 0	0 0	1 0	3 0
Andre Dawson, R (1, 8) OBP: 0.365, SLG: 0.548 Bill Atkinson, L (8, 1) OBP: 0.667, SLG: 0.667	P3		PB 1-2 1B		1B		E4 2B 1B 3-H	5-3		5 0	1 0	3 0	1 0	0 0	0 0	2 0
Tony Perez, R (1, 3) OBP: 0.303, SLG: 0.340 Pepe Frias, R (9, 4) OBP: 0.667, SLG: 1.667	F8 2B	P3 1-2 2-3			K		2B 2-H		P3	5 0	0 0	2 0	1 0	0 0	1 0	3 0
Ellis Valentine, R (1, 9) OBP: 0.366, SLG: 0.477	F8 2-3			E 1B 6-3 1B		FC6-4 BB	L8		5-3	4	1	1	0	1	0	2
Larry Parrish, R (1, 5) OBP: 0.320, SLG: 0.474	K			E9 FC5-4 1-3 1B		FC6-4 FC6-4 1-2f	K		1B HR 1B	5	1	2	0	0	2	3
Chris Speier, R (1, 6) OBP: 0.384, SLG: 0.417	BB			FC5-4 6-3 1-2f		FC6-4 BB 1-2f		E3 HBP 1B 5-3	HR 1B 1-2	4	2	1	0	1	0	3
Bob Reece, R (1, 2) OBP: 0.250, SLG: 0.500 Gary Carter, R (6, PH) OBP: 0.345, SLG: 0.438 (6, 2)	K			6-3 1-2 3-H		BB 1-2		5-3 HBP 1B 1-2	HR 1-H 2-H	2 2	0 1	0 2	1 3	0 1	1 0	3 0
Hal Dues, R (1, 1) OBP: 0.167, SLG: 0.167 Fred Holdsworth, R (4, 1) Wayne Garrett, L (6, PH) OBP: 0.167, SLG: 0.118 Stan Bahnsen, R (6, 1) Darold Knowles, L (7, 1) OBP: 1.000, SLG: 1.000 Del Unser, L (8, PH) OBP: 0.333, SLG: 0.286 (8, 8) (9, 3)			F9	K		F8		F9	F7	2 0 1 0 0 2	0 0 0 0 0 0	0 0 0 0 0 0	0 0 0 0 0 0	0 0 0 0 0 0	1 0 0 0 0 0	1 0 2 0 0 2

TOP

Montreal Expos @ Atlanta Braves

Atlanta-Fulton County Stadium, Atlanta, GA

Tue May 09 1978, 7:05 PM EDT

Att. 8,636 - Unknown

livebaseballscorecards.com

AB	41
R	7
H	13
RBI	7
BB	3
SO	8
LOB	24

Inning Stats	1	2	3	4	5	6	7	8	9	1B: 10	SF: 0	WP: 1	PA: 45
	R: 0 E: 0 K: 0 S: 3	R: 0 E: 0 K: 2 S: 8	R: 0 E: 0 K: 1 S: 7	R: 1 E: 1 K: 1 S: 7	R: 0 E: 0 K: 2 S: 8	R: 0 E: 0 K: 0 S: 3	R: 2 E: 1 K: 2 S: 10	R: 1 E: 1 K: 0 S: 5	R: 3 E: 0 K: 0 S: 6	2B: 2 3B: 0 HR: 1	SAC: 0 DP: 0 HBP: 1	PB: 2 SB: 0 CS: 0	
	H: 0 LOB: 0 BB: 0 P: 3	H: 1 LOB: 2 BB: 1 P: 12	H: 2 LOB: 2 BB: 0 P: 7	H: 2 LOB: 1 BB: 0 P: 7	H: 1 LOB: 1 BB: 0 P: 8	H: 0 LOB: 2 BB: 2 P: 11	H: 3 LOB: 1 BB: 0 P: 10	H: 1 LOB: 2 BB: 0 P: 6	H: 3 LOB: 0 BB: 0 P: 6				

PITCHER		IP	WLS	BF	H	R	ER	SO	BB	IBB	HBP	BLK	WP	HR	S	P	ERA	WHIP
Phil Niekro, R ERA: 3.34	(1, 1)	7.1		37	10	4	2	8	3	0	1	0	1	0	49	62	2.46	1.773
Eddie Solomon, R ERA: 2.42	(8, 1)	1.2	L	8	3	3	3	0	0	0	0	0	0	1	8	8	16.20	1.800

PITCHER		IP	WLS	BF	H	R	ER	SO	BB	IBB	HBP	BLK	WP	HR	S	P	ERA	WHIP

Montreal Expos @ Atlanta Braves

Atlanta-Fulton County Stadium, Atlanta, GA

Tue May 09 1978, 7:05 PM EDT

Att. 8,636 - Unknown

BOTTOM

Batter	1	2	3	4	5	6	7	8	9	AB	R	H	RBI	BB	SO	LOB
Jerry Royster, R (1, 4) OBP: 0.395, SLG: 0.390	BBBB 4-0 E BB		x 0-0 ② ③ G4-3-6 1-2f		x 0-0 ① L6		BBBB 4-0 1B 1B BB	SSS 0-3 ③ K		3	1	0	0	2	1	2
Rowland Office, L (1, 8) OBP: 0.333, SLG: 0.397	x 0-0 ① P4 1-3			x 0-0 1B PB 1B 1B	BBBB 4-0 HR BB		x 0-0 BB 1B 1-2 1B		x 0-0 G3-6-3 1B	4	2	3	0	1	0	1
Biff Pocoroba, S (1, 2) OBP: 0.295, SLG: 0.284	x 0-0 ② 4-3			x 0-0 PB 1B 1-2 1B	x 0-0 ② F8		x 0-0 BB 1-2 2-H 1B		x 0-0 ① ② G3-6-3 1-2f	5	1	2	1	0	0	3
Jeff Burroughs, R (1, 7) OBP: 0.513, SLG: 0.618 Barry Bonnell, R (7, PR) (8, 7) OBP: 0.267, SLG: 0.257 Joe Nolan, L (9, PH) OBP: 0.211, SLG: 0.118	SSS 0-3 ③ K			x 0-0 PB 1B 1-2 2-3 1B	x 0-0 1-H HR		BBBB 4-0 G6-4-3 1-2 2-3 BB		x 0-0 ③ F7	3 0 1	1 0 0	2 0 0	2 0 0	1 0 0	1 0 0	1 0 0
Brian Asselstine, L (1, 9) OBP: 0.344, SLG: 0.339		x 0-0 ① G3	BBB 4-0 1B 1-2 2-3 3-H BB	x 0-0 F8		SSS 0-3 ① K				3	0	0	0	1	1	3
Dale Murphy, R (1, 3) OBP: 0.274, SLG: 0.316		x 0-0 ② 1-3	x 0-0 ① 1B 1-3 2-H 3-H		x 0-0 4-3 SF8 2B	x 0-0 ② ③ G6-4-3 1-2f				4	1	2	1	0	0	3
Rod Gilbreath, R (1, 5) OBP: 0.262, SLG: 0.328		x 0-0 ③ 6-3		x 0-0 ② 5-3		x 0-0 ① 4-3 2-3		SSS 0-3 ① K		4	0	0	0	0	1	3
Darrel Chaney, S (1, 6) OBP: 0.455, SLG: 0.538			SSS 0-3 ① K	4-0 FC6-4 IBB		x 0-0 ② SF8 3-H		BBBB 4-0 E S BB		1	0	0	1	2	1	0
Phil Niekro, R (1, 1) OBP: 0.235, SLG: 0.235 Eddie Solomon, R (8, 1) OBP: 0.167, SLG: 0.167			x 0-0 G4-3-6 1B	x 0-0 ③ FC6-4 1-2f		x 0-0 ③ 1B		SSS 0-3 ② K 1-3		3 1	0 0	2 0	0 0	0 0	0 1	3 1
Inning Stats	R: 0 E: 1 K: 1 S: 5 H: 0 LOB: 1 BB: 1 P: 9	R: 0 E: 0 K: 0 S: 3 H: 0 LOB: 0 BB: 0 P: 3	R: 0 E: 0 K: 1 S: 5 H: 1 LOB: 0 BB: 0 P: 5	R: 2 E: 0 K: 0 S: 6 H: 4 LOB: 3 BB: 2 P: 14	R: 2 E: 0 K: 0 S: 4 H: 1 LOB: 0 BB: 1 P: 8	R: 1 E: 0 K: 0 S: 4 H: 2 LOB: 1 BB: 0 P: 4	R: 1 E: 0 K: 1 S: 6 H: 2 LOB: 3 BB: 2 P: 14	R: 0 E: 0 K: 3 S: 9 H: 0 LOB: 1 BB: 1 P: 13	R: 0 E: 0 K: 0 S: 3 H: 1 LOB: 0 BB: 0 P: 3	1B: 9 2B: 1 3B: 0 HR: 1	SF: 1 SAC: 0 DP: 3 HBP: 0						

	AB	32
	R	6
	H	11
	RBI	5
	BB	7
	SO	6
	LOB	20

WP: 0 PB: 1 SB: 1 CS: 0 PA: 40

livebaseballscorecards.com

PITCHER		IP	WLS	BF	H	R	ER	SO	BB	IBB	HBP	BLK	WP	HR	S	P	ERA	WHIP
Hal Dues, R ERA: 5.54	(1, 1)	3.0		14	4	2	2	2	2	0	0	0	0	0	16	24	6.00	2.000
Fred Holdsworth, R ERA: 6.75	(4, 1)	2.0		9	2	2	2	0	1	1	0	0	0	1	7	15	9.00	1.500
Stan Bahnsen, R ERA: 4.5	(6, 1)	1.0		8	4	2	2	0	2	0	0	0	0	0	6	14	18.00	6.000
Darold Knowles, L ERA: 3.27	(7, 1)	1.0		2	0	0	0	1	0	0	0	0	0	0	4	4	0.00	0.000
Bill Atkinson, R ERA: 3.21	(8, 1)	2.0	W	7	1	0	0	3	1	0	0	0	0	0	12	16	0.00	1.000

PITCHER	IP	WLS	BF	H	R	ER	SO	BB	IBB	HBP	BLK	WP	HR	S	P	ERA	WHIP

New York Mets @ Montreal Expos

Olympic Stadium, Montreal, QB

Wed May 10 1978, 7:05 PM EDT

Att. 7,279 - Unknown

TOP

livebaseballscorecards.com

Batter	1	2	3	4	5	6	7	8	9	AB	R	H	RBI	BB	SO	LOB
Lenny Randle, S (1, 5) OBP: 0.381, SLG: 0.284	1B 2B		6-3 ①		BBB 4-0 1B 2B BB	III 4-0 BB IBB		0-0 3-H 3B		3	2	2	1	2	0	0
Bobby Valentine, R (1, 4) Sergio Ferrer, S (8, 6) OBP: 0.368, SLG: 0.383	0-0 FC3-6 1B SF7 2-3 1B		0-0 ② F4		0-0 2B 1-2 2-3 1B	BBBB 4-0 1-2 2-3 BB		0-0 ② P4		4 0	1 0	2 0	0 0	1 0	0 0	1 0
Elliott Maddox, R (1, 9) OBP: 0.435, SLG: 0.343	0-0 FC3-6 1-2 3-H 1B		0-0 ③ 6-3		0-0 1-3 2-H 3-H 2B	0-0 ③ F8		0-0 5-3		5	0	2	3	0	0	4
Steve Henderson, R (1, 7) OBP: 0.282, SLG: 0.365	0-0 ① FC3-6 1-2f 2-3			0-0 ① 1-3	0-0 ② 6-3		SSS 0-3 ① K		0-0 ① 5-3	5	0	0	0	0	1	4
Willie Montanez, L (1, 3) OBP: 0.258, SLG: 0.307	0-0 ② SF7 3-H			0-0 ② 6-3	0-0 ③ F8		SSS 0-3 ② K		SSS 0-3 ② K	4	0	0	1	0	2	2
John Stearns, R (1, 2) OBP: 0.369, SLG: 0.330	0-0 ③ F8			0-0 S 1B		0-0 HR	BBBB 4-0 CS BB		BBBB 4-0 S BB	3	1	2	1	2	0	1
Lee Mazzilli, S (1, 8) OBP: 0.338, SLG: 0.475		0-0 E5 F6-4-3		0-0 ③ P3 1-2		0-0 ① 4-3	0-0 ③ CS 1-2	0-0 S 3B 1B	0-0 ③ 4-3 1-2	5	1	1	0	0	0	2
Doug Flynn, R (1, 6) (8, 4) OBP: 0.291, SLG: 0.282		0-0 ① ② F6-4-3 1-2			0-0 ① F9	0-0 E1 BB 1B		0-0 1-H 3B		4	1	2	1	0	0	1
Nino Espinosa, R (1, 1) OBP: 0.188, SLG: 0.250		SSS 0-3 ③ K			0-0 1B 2B	SSS 0-3 ② K		SSS 0-3 ① K		4	1	1	0	0	3	2
Inning Stats	R: 2 E: 0 K: 0 S: 6 H: 3 LOB: 1 BB: 0 P: 6	R: 0 E: 1 K: 1 S: 5 H: 0 LOB: 0 BB: 0 P: 5	R: 0 E: 0 K: 0 S: 3 H: 0 LOB: 0 BB: 0 P: 3	R: 0 E: 0 K: 0 S: 4 H: 1 LOB: 1 BB: 0 P: 4	R: 2 E: 0 K: 0 S: 6 H: 3 LOB: 2 BB: 1 P: 10	R: 1 E: 1 K: 1 S: 7 H: 2 LOB: 3 BB: 2 P: 15	R: 0 E: 0 K: 2 S: 6 H: 0 LOB: 0 BB: 1 P: 10	R: 2 E: 0 K: 1 S: 8 H: 3 LOB: 1 BB: 0 P: 8	R: 0 E: 0 K: 1 S: 5 H: 0 LOB: 1 BB: 1 P: 9	1B: 6 2B: 3 3B: 2 HR: 1	SF: 1 SAC: 0 DP: 1 HBP: 0						

	AB	37
	R	7
	H	12
	RBI	7
	BB	5
	SO	6
	LOB	17

WP: 0 PB: 0 SB: 3 CS: 1 PA: 44

PITCHER		IP	WLS	BF	H	R	ER	SO	BB	IBB	HBP	BLK	WP	HR	S	P	ERA	WHIP
Rudy May, L ERA: 4.17	(1, 1)	5.0	L	23	7	4	4	1	1	0	0	0	0	0	24	28	7.20	1.600
Fred Holdsworth, R ERA: 7.27	(6, 1)	0.2		6	2	1	1	1	1	1	0	0	0	1	6	14	13.50	4.500
Darold Knowles, L ERA: 2.92	(6, 1)	1.1		4	0	0	0	2	1	0	0	0	0	0	7	11	0.00	0.750
Bill Atkinson, R ERA: 3.94	(8, 1)	2.0		10	3	2	2	2	1	0	0	0	0	0	13	17	9.00	2.000

PITCHER	IP	WLS	BF	H	R	ER	SO	BB	IBB	HBP	BLK	WP	HR	S	P	ERA	WHIP

New York Mets @ Montreal Expos

Olympic Stadium, Montreal, QB

Wed May 10 1978, 7:05 PM EDT

Att. 7,279 - Unknown

BOTTOM

Batter	1	2	3	4	5	6	7	8	9	AB	R	H	RBI	BB	SO	LOB
Warren Cromartie, L (1, 7) OBP: 0.320, SLG: 0.330	4-3 SF8 2B		F7		H 1-0 FC1-6 1-2 HBP		1-3			3	1	1	0	0	0	2
Dave Cash, R (1, 4) OBP: 0.368, SLG: 0.434	4-3 2-3		F9		FC1-6 1-2f 2-3			F4-3		4	0	0	0	0	0	4
Andre Dawson, R (1, 8) OBP: 0.353, SLG: 0.533	SF8 3-H		1-3		F6-3			P3		3	0	0	1	0	0	3
Gary Carter, R (1, 2) OBP: 0.342, SLG: 0.460	F5			F6		5-3		HR		4	1	1	1	0	0	0
Tony Perez, R (1, 3) OBP: 0.295, SLG: 0.330 Sam Mejias, R (8, 9) OBP: 0.222, SLG: 0.125		F9		F8		5-3		1B		3 1	0 0	0 1	0 0	0 0	0 0	0 0
Del Unser, L (1, 9) OBP: 0.326, SLG: 0.282 (8, 3)		1-3		FC5-4 1B		P5		F8		4	0	1	0	0	0	1
Larry Parrish, R (1, 5) OBP: 0.317, SLG: 0.460		B B B 4-0 BB		FC5-4 1-2f			P4		F9	3	0	0	0	1	0	1
Chris Speier, R (1, 6) OBP: 0.379, SLG: 0.420		S S S 0-3 K			4-3		2B		F4	4	0	1	0	0	1	1
Rudy May, L (1, 1) OBP: 0.231, SLG: 0.250 Jerry White, S (5, PH) OBP: 0.286, SLG: 0.286 Fred Holdsworth, R (6, 1) Darold Knowles, L (6, 1) OBP: 1.000, SLG: 1.000 Wayne Garrett, L (7, PH) OBP: 0.158, SLG: 0.111 Bill Atkinson, L (8, 1) OBP: 0.667, SLG: 0.667 Stan Papi, R (9, PH) OBP: 0.182, SLG: 0.273			E4		FC1-6 HBP 1B		F8		6-3	1 1 0 0 1 0 1	0 0 0 0 0 0 0	0 1 0 0 0 0 0	0 0 0 0 0 0 0	0 0 0 0 0 0 0	0 0 0 0 0 0 0	0 0 0 0 1 0 0
Inning Stats	R: 1 E: 0 K: 0 S: 4 H: 1 LOB: 0 BB: 0 P: 4	R: 0 E: 0 K: 1 S: 5 H: 0 LOB: 1 BB: 1 P: 9	R: 0 E: 1 K: 0 S: 4 H: 0 LOB: 1 BB: 0 P: 4	R: 0 E: 0 K: 0 S: 4 H: 1 LOB: 1 BB: 0 P: 4	R: 0 E: 0 K: 0 S: 4 H: 1 LOB: 2 BB: 0 P: 5	R: 0 E: 0 K: 0 S: 3 H: 0 LOB: 0 BB: 0 P: 3	R: 0 E: 0 K: 0 S: 4 H: 1 LOB: 1 BB: 0 P: 4	R: 1 E: 0 K: 0 S: 5 H: 2 LOB: 1 BB: 0 P: 5	R: 0 E: 0 K: 0 S: 3 H: 0 LOB: 0 BB: 0 P: 3	1B: 3 2B: 2 3B: 0 HR: 1	SF: 1 SAC: 0 DP: 0 HBP: 1					

	AB	33
	R	2
	H	6
	RBI	2
	BB	1
	SO	1
	LOB	13

WP: 0 PB: 0 SB: 0 CS: 0 PA: 36

livebaseballscorecards.com

PITCHER	IP	WLS	BF	H	R	ER	SO	BB	IBB	HBP	BLK	WP	HR	S	P	ERA	WHIP
Nino Espinosa, R (1, 1) ERA: 4.43	9.0	W	36	6	2	2	1	1	0	1	0	0	1	36	41	2.00	0.778

PITCHER	IP	WLS	BF	H	R	ER	SO	BB	IBB	HBP	BLK	WP	HR	S	P	ERA	WHIP

Batter	1	2	3	4	5	6	7	8	9	AB	R	H	RBI	BB	SO	LOB
Lenny Randle, S (1, 5) OBP: 0.382, SLG: 0.290	SSS 0-3 ① K		x 0-0 E1 3B 1B		SSS 0-3 ② K		x 0-0 1B 1B	x 0-0 ③ FC6-4 1-2f		5	1	2	0	0	2	2
Elliott Maddox, R (1, 9) OBP: 0.431, SLG: 0.385	x 0-0 ② F9		x 0-0 2-H 3B		BBBB 4-0 BB		x 0-0 ② F8		x 0-0 ① F8	4	0	1	1	1	0	1
Lee Mazzilli, S (1, 8) OBP: 0.348, SLG: 0.476	BBBB 4-0 PO BB		x 0-0 ② F7		SSS 0-3 ③ K		x 0-0 1-3 1B		x 0-0 BLK 1B	4	0	2	0	1	1	2
Willie Montanez, L (1, 3) OBP: 0.263, SLG: 0.305 Bruce Boisclair, L (9, 3) OBP: 0.328, SLG: 0.302	0-0 ③ PO 1-2	BBBB 4-0 FC5-4 1B BB	SSS 0-3 ③ K			x 0-0 WP FC4-6 1B	x 0-0 ③ 4-1		SSS 0-3 ② K 1-2	4 0	1 0	1 0	0 0	1 0	2 0	4 0
Steve Henderson, R (1, 7) OBP: 0.302, SLG: 0.373		x 0-0 FC5-4 1-2 1B		x 0-0 5-3 1B		x 0-0 ① F9 1-3		BBBB 4-0 1B 1B BB	BBBB 4-0 BB	3	1	2	0	2	0	1
John Stearns, R (1, 2) OBP: 0.371, SLG: 0.326		x 0-0 ① ② FC5-4 1B 1-2 2-3		x 0-0 ① 5-3 1-2		BBBB 4-0 FC4-6 BB		x 0-0 FC1-5 1B 1-3 1B	SSS 0-3 ③ K	4	0	1	0	1	1	5
Bobby Valentine, R (1, 4) OBP: 0.375, SLG: 0.391 Sergio Ferrer, S (8, 6)		x 0-0 1-3 1B	SSS 0-3 ② K			x 0-0 ② FC4-6 1-2f 3-H		x 0-0 FC1-5 1-2 3-H 1B		4 0	0 0	2 0	2 0	0 0	1 0	2 0
Doug Flynn, R (1, 6) OBP: 0.281, SLG: 0.272 (8, 4)		x 0-0 ③ F4		x 0-0 ③ F8		x 0-0 ③ F8		x 0-0 ① FC1-5 FC6-4 1-2 2-3f		4	0	0	0	0	0	6
Pat Zachry, R (1, 1) Ed Kranepool, L (8, PH) OBP: 0.276, SLG: 0.308 Skip Lockwood, R (8, 1)			x 0-0 ① 4-3		SSS 0-3 ① K		x 0-0 ① 4-3	x 0-0 ② P6		3 1 0	0 0 0	0 0 0	0 0 0	0 0 0	1 0 0	0 2 0
Inning Stats	R: 0 E: 0 K: 1 S: 4 H: 0 LOB: 0 BB: 1 P: 8	R: 0 E: 0 K: 0 S: 4 H: 2 LOB: 2 BB: 1 P: 8	R: 1 E: 1 K: 1 S: 7 H: 2 LOB: 1 BB: 0 P: 7	R: 0 E: 0 K: 1 S: 6 H: 1 LOB: 1 BB: 0 P: 6	R: 0 E: 0 K: 3 S: 9 H: 0 LOB: 1 BB: 1 P: 13	R: 1 E: 0 K: 0 S: 4 H: 1 LOB: 1 BB: 1 P: 8	R: 0 E: 0 K: 0 S: 5 H: 2 LOB: 2 BB: 0 P: 5	R: 1 E: 0 K: 0 S: 5 H: 2 LOB: 2 BB: 1 P: 9	R: 0 E: 0 K: 2 S: 8 H: 1 LOB: 2 BB: 1 P: 12	1B: 10 2B: 0 3B: 1 HR: 0	SF: 0 SAC: 0 DP: 1 HBP: 0						

PITCHER		IP	WLS	BF	H	R	ER	SO	BB	IBB	HBP	BLK	WP	HR	S	P	ERA	WHIP
Wayne Twitchell, R ERA: 4.5	(1, 1)	6.2		30	8	2	2	6	4	0	0	0	1	0	38	54	2.70	1.800
Darold Knowles, L ERA: 2.84	(7, 1)	0.1		1	0	0	0	0	0	0	0	0	0	0	1	1	0.00	0.000
Stan Bahnsen, R ERA: 5.06	(8, 1)	0.0	L	3	2	1	1	0	1	0	0	0	0	0	2	6	∞	∞
Hal Dues, R ERA: 4.8	(8, 1)	2.0		8	1	0	0	2	1	0	0	1	0	0	11	15	0.00	1.000

PITCHER	IP	WLS	BF	H	R	ER	SO	BB	IBB	HBP	BLK	WP	HR	S	P	ERA	WHIP

TOP

New York Mets @ Montreal Expos

Olympic Stadium, Montreal, QB

Thu May 11 1978, 7:05 PM EDT

Att. 6,930 - Unknown

livebaseballscorecards.com

AB	36
R	3
H	11
RBI	3
BB	6
SO	8
LOB	25

WP: 2	PA: 43
PB: 0	
SB: 0	
CS: 0	

Batter	1	2	3	4	5	6	7	8	9	AB	R	H	RBI	BB	SO	LOB
Warren Cromartie, L (1, 7) OBP: 0.333, SLG: 0.337	F6-3		1-3 3-H 1B		F6-4-3 BB		1B		F4-3	4	0	2	1	1	0	2
Dave Cash, R (1, 4) OBP: 0.355, SLG: 0.418	4-3		1-3 1-2		F6-4-3 1-2		F8			4	0	0	0	0	0	3
Andre Dawson, R (1, 8) OBP: 0.341, SLG: 0.514	F9		K		F6			P5		4	0	0	0	0	1	1
Gary Carter, R (1, 2) OBP: 0.339, SLG: 0.447		E1		K		1B BB		K		3	0	0	0	1	2	0
Ellis Valentine, R (1, 9) OBP: 0.361, SLG: 0.467		F6		S 2B 1B		F3		K		4	1	1	0	0	1	2
Del Unser, L (1, 3) OBP: 0.340, SLG: 0.286		K		1-3 1-2		G1-4-3 1-2 1B			SH1-4 BB	3	0	1	0	1	1	2
Larry Parrish, R (1, 5) OBP: 0.318, SLG: 0.466		F9		2-H 2B		G1-4-3 1-2f			SH1-4 1-2	3	0	1	1	0	0	3
Chris Speier, R (1, 6) OBP: 0.383, SLG: 0.429			5-3 1B 2B	IBB			1-3		K	3	1	1	0	1	1	1
Wayne Twitchell, R (1, 1) Darold Knowles, L (7, 1) OBP: 1.000, SLG: 1.000 Jerry White, S (7, PH) OBP: 0.250, SLG: 0.250 Stan Bahnsen, R (8, 1) Hal Dues, R (8, 1) OBP: 0.167, SLG: 0.167 Wayne Garrett, L (9, PH) OBP: 0.200, SLG: 0.111			5-3 2-3	K			F5		BB	2 0 1 0 0 0 0	0 0 0 0 0 0 0	0 0 0 0 0 0 0	0 0 0 0 0 0 1	0 0 0 0 0 0 0	1 0 0 0 0 0 0	3 0 0 0 0 0 0
Inning Stats	R: 0 E: 0 K: 0 S: 3 H: 0 LOB: 0 BB: 0 P: 3	R: 0 E: 1 K: 1 S: 6 H: 0 LOB: 1 BB: 0 P: 6	R: 1 E: 0 K: 1 S: 7 H: 2 LOB: 1 BB: 0 P: 7	R: 1 E: 0 K: 2 S: 9 H: 2 LOB: 2 BB: 1 P: 13	R: 0 E: 0 K: 0 S: 2 H: 0 LOB: 0 BB: 1 P: 6	R: 0 E: 0 K: 0 S: 3 H: 1 LOB: 1 BB: 1 P: 7	R: 0 E: 0 K: 0 S: 4 H: 1 LOB: 1 BB: 0 P: 4	R: 0 E: 0 K: 2 S: 7 H: 0 LOB: 0 BB: 0 P: 7	R: 0 E: 0 K: 1 S: 5 H: 0 LOB: 2 BB: 2 P: 13	1B: 4 2B: 2 3B: 0 HR: 0	SF: 0 SAC: 1 DP: 2 HBP: 0					

PITCHER		IP	WLS	BF	H	R	ER	SO	BB	IBB	HBP	BLK	WP	HR	S	P	ERA	WHIP
Pat Zachry, R ERA: 3.07	(1, 1)	7.0	W	29	6	2	2	4	2	1	0	0	0	0	34	46	2.57	1.143
Skip Lockwood, R ERA: 3.49	(8, 1)	2.0	S	8	0	0	0	3	2	0	0	0	0	0	12	20	0.00	1.000

PITCHER	IP	WLS	BF	H	R	ER	SO	BB	IBB	HBP	BLK	WP	HR	S	P	ERA	WHIP

New York Mets @ Montreal Expos

Olympic Stadium, Montreal, QB

Thu May 11 1978, 7:05 PM EDT
Att. 6,930 - Unknown

BOTTOM

livebaseballscorecards.com

AB	31
R	2
H	6
RBI	2
BB	5
SO	7
LOB	17

WP: 0 PB: 0 SB: 1 CS: 0 PA: 37

Batter	1	2	3	4	5	6	7	8	9	AB	R	H	RBI	BB	SO	LOB
Jerry Royster, R (1, 4) OBP: 0.395, SLG: 0.419	FC6-4 3B	1B 1-H 2-H 2B		1-3			F7		F7	5	1	2	2	0	0	2
Barry Bonnell, R (1, 8) OBP: 0.295, SLG: 0.278 Rowland Office, L (7, PH) (7, 8) OBP: 0.324, SLG: 0.386	B B B B FC6-4 BB	S 2-3 1B			FC6-4 1B		G3 1-2		3-1	2 2	0 0	2 0	0 0	1 0	0 0	0 2
Jeff Burroughs, R (1, 7) OBP: 0.496, SLG: 0.591	S S S FC6-4 1B 1-2f 3-H	K 1-2			F9		6-3			4	0	0	1	0	1	5
Cito Gaston, R (1, 9) OBP: 0.200, SLG: 0.163 Brian Asselstine, L (8, PH) (8, 9) OBP: 0.354, SLG: 0.339	FC6-4 1B 1-2	5-3			L9			B B B B 1-3 1B BB		3 0	0 0	1 0	0 0	0 1	0 0	3 0
Dale Murphy, R (1, 3) OBP: 0.264, SLG: 0.303	S S S K	F8			FC6-4 1-2f			1-3 1-2		4	0	0	0	0	1	4
Biff Pocoroba, S (1, 2) OBP: 0.293, SLG: 0.282	FC6-4 1-2f	4-3				5-3		2-H 1B		4	0	1	0	0	0	2
Rod Gilbreath, R (1, 5) OBP: 0.246, SLG: 0.306		F9	F7			F8		S S S K		4	0	0	0	0	1	1
Pat Rockett, R (1, 6) OBP: 0.198, SLG: 0.147 Jamie Easterly, L (6, 1) OBP: 0.250, SLG: 0.250 Adrian Devine, R (6, 1) Joe Nolan, L (9, PH) OBP: 0.250, SLG: 0.222		SH 2B 1B		F3		S S S K			2B	3 0 0 1	1 0 0 0	1 0 0 1	0 0 0 0	0 0 0 0	1 0 0 0	0 0 0 0
Preston Hanna, R (1, 1) OBP: 0.111, SLG: 0.111 Rick Camp, R (6, 1) Darrel Chaney, S (6, 6) OBP: 0.457, SLG: 0.519		SH 1-2 2B		S S S K			B B B B G3 BB		S S S K	1 0 1	1 0 0	0 0 0	0 0 1	0 0 1	1 0 1	0 0 1
Inning Stats	R: 1 E: 0 K: 1 S: 7 H: 2 LOB: 2 BB: 1 P: 11	R: 2 E: 1 K: 1 S: 9 H: 3 LOB: 2 BB: 0 P: 9	R: 0 E: 0 K: 0 S: 3 H: 0 LOB: 0 BB: 0 P: 3	R: 0 E: 0 K: 1 S: 5 H: 0 LOB: 0 BB: 0 P: 5	R: 0 E: 0 K: 0 S: 4 H: 1 LOB: 1 BB: 0 P: 4	R: 0 E: 0 K: 1 S: 5 H: 0 LOB: 0 BB: 0 P: 5	R: 0 E: 0 K: 0 S: 3 H: 0 LOB: 1 BB: 1 P: 7	R: 0 E: 0 K: 1 S: 5 H: 1 LOB: 1 BB: 1 P: 9	R: 0 E: 0 K: 1 S: 6 H: 1 LOB: 1 BB: 0 P: 6	1B: 5 2B: 2 3B: 1 HR: 0	SF: 0 SAC: 1 DP: 0 HBP: 0						

TOP

Atlanta Braves @ Montreal Expos

Olympic Stadium, Montreal, QB

Fri May 12 1978, 7:05 PM EDT

Att. 8,522 - Unknown

livebaseballscorecards.com

AB	34
R	3
H	8
RBI	3
BB	3
SO	6
LOB	20

PITCHER		IP	WLS	BF	H	R	ER	SO	BB	IBB	HBP	BLK	WP	HR	S	P	ERA	WHIP
Ross Grimsley, L ERA: 1.85	(1, 1)	6.0	W	26	6	3	2	4	1	0	0	0	0	0	33	37	3.00	1.167
Stan Bahnsen, R ERA: 4.26	(7, 1)	3.0	S	12	2	0	0	2	2	0	0	0	0	0	14	22	0.00	1.333

PITCHER	IP	WLS	BF	H	R	ER	SO	BB	IBB	HBP	BLK	WP	HR	S	P	ERA	WHIP

BOTTOM

Atlanta Braves @ Montreal Expos

Olympic Stadium, Montreal, QB

Fri May 12 1978, 7:05 PM EDT

Att. 8,522 - Unknown

Batter	1	2	3	4	5	6	7	8	9	AB	R	H	RBI	BB	SO	LOB
Warren Cromartie, L (1, 7) OBP: 0.336, SLG: 0.351 Sam Mejias, R (9, 7) OBP: 0.222, SLG: 0.125	F9		4-3		1-3	FC6-4 1-3 2-H 2B		G5-4-3 1-2 1B		5 0	0 0	2 0	1 0	0 0	0 0	1 0
Dave Cash, R (1, 4) OBP: 0.365, SLG: 0.416 Pepe Frias, R (9, 4) OBP: 0.667, SLG: 1.667	WP S 1B		FC6-4 BB		1-3 2-3	FC6-4 IBB		G5-4-3 1-2f 2-3		3 0	0 0	1 0	0 0	2 0	0 0	3 0
Andre Dawson, R (1, 8) OBP: 0.328, SLG: 0.491	K 1-3		FC6-4 1-2f		L7	FC6-4 S 1-2f 2-3 3-H		6-3		5	0	0	1	0	1	6
Gary Carter, R (1, 2) OBP: 0.352, SLG: 0.442	K			FC5-4 2-1 BB		E1 BB IBB				1	1	0	0	3	1	1
Ellis Valentine, R (1, 9) OBP: 0.347, SLG: 0.448		1-4-3		F9		E4 F9				4	1	0	0	0	0	5
Del Unser, L (1, 3) OBP: 0.373, SLG: 0.295		FC6 BB		FC5-4 1-2 BB		2B SF9 1-2 2-H 1B	K			2	1	1	1	2	1	0
Larry Parrish, R (1, 5) OBP: 0.324, SLG: 0.477	K			FC5-4 BB 1-2f 2-3		2B 1-3 2-H 2B	G6-3 1B			4	1	2	1	0	1	3
Chris Speier, R (1, 6) OBP: 0.378, SLG: 0.419		FC6 1-2f		1-2 BB		SF9 3-H	G6-3 1-2f			2	0	0	1	1	0	2
Ross Grimsley, L (1, 1) OBP: 0.200, SLG: 0.130 Wayne Garrett, L (6, PH) OBP: 0.200, SLG: 0.111 Tony Perez, R (6, PH) OBP: 0.301, SLG: 0.330 Jerry White, S (6, PR) OBP: 0.250, SLG: 0.250 Stan Bahnsen, R (7, 1)			K	2-1 3-H	1-3 1-3 1B	2B FC6-4 BB		E3 G5-4-3 1B		2 0 0 0 1	0 0 0 1 0	1 0 0 0 0	0 0 0 0 0	0 0 1 0 0	1 0 0 0 0	0 0 0 0 0
Inning Stats	R: 0 E: 0 K: 2 S: 8 H: 1 LOB: 1 BB: 0 P: 8	R: 0 E: 0 K: 1 S: 5 H: 0 LOB: 1 BB: 1 P: 9	R: 0 E: 0 K: 1 S: 5 H: 0 LOB: 1 BB: 1 P: 9	R: 0 E: 0 K: 0 S: 2 H: 0 LOB: 3 BB: 3 P: 14	R: 0 E: 0 K: 0 S: 4 H: 1 LOB: 1 BB: 0 P: 4	R: 5 E: 1 K: 0 S: 7 H: 3 LOB: 3 BB: 4 P: 23	R: 0 E: 0 K: 1 S: 5 H: 1 LOB: 0 BB: 0 P: 5	R: 0 E: 1 K: 0 S: 4 H: 1 LOB: 1 BB: 0 P: 4		1B: 5 2B: 2 3B: 0 HR: 0 SF: 1 SAC: 0 DP: 2 HBP: 0						

livebaseballscorecards.com

AB	29
R	5
H	7
RBI	5
BB	9
SO	5
LOB	21

WP: 1 PA: 39
PB: 0
SB: 2
CS: 0

PITCHER		IP	WLS	BF	H	R	ER	SO	BB	IBB	HBP	BLK	WP	HR	S	P	ERA	WHIP
Preston Hanna, R ERA: 2.43	(1, 1)	5.0		23	2	1	1	4	6	0	0	0	1	0	24	48	1.80	1.600
Rick Camp, R ERA: 6.57	(6, 1)	0.1	L	4	2	2	1	0	0	0	0	0	0	0	4	4	27.00	6.000
Jamie Easterly, L ERA: 2.57	(6, 1)	0.0		2	1	1	1	0	1	0	0	0	0	0	1	5	∞	∞
Adrian Devine, R ERA: 7.11	(6, 1)	2.2		11	2	1	1	1	0	2	0	0	0	0	11	19	3.38	0.750

PITCHER	IP	WLS	BF	H	R	ER	SO	BB	IBB	HBP	BLK	WP	HR	S	P	ERA	WHIP

Atlanta Braves @ Montreal Expos

Olympic Stadium, Montreal, QB

Sat May 13 1978, 3:33 AM EDT

Att. 10,147 - Unknown

TOP

livebaseballscorecards.com

Batter	1	2	3	4	5	6	7	8	9	AB	R	H	RBI	BB	SO	LOB
Jerry Royster, R (1, 4) OBP: 0.382, SLG: 0.404	S S S 0-3 ① K		S S S 0-3 ③ K			x 0-0 ② F9			x 0-0 ① F4	4	0	0	0	0	2	0
Rowland Office, L (1, 8) OBP: 0.308, SLG: 0.365	x 0-0 ② 3-1			x 0-0 ① F9		x 0-0 ③ 1-3			x 0-0 ② F7	4	0	0	0	0	0	0
Biff Pocoroba, S (1, 2) OBP: 0.292, SLG: 0.292	x 0-0 ③ F8			x 0-0 ② G3			x 0-0 ① G3		x 0-0 2B	4	0	1	0	0	0	0
Jeff Burroughs, R (1, 7) OBP: 0.496, SLG: 0.583		B B B B 4-0 BB BB		x 0-0 1B			S S S 0-3 ② K		x 0-0 ③ L9	3	0	1	0	1	1	1
Brian Asselstine, L (1, 9) OBP: 0.338, SLG: 0.322		x 0-0 ① F5		x 0-0 ③ 4-3			x 0-0 ③ F5			3	0	0	0	0	0	2
Dale Murphy, R (1, 3) OBP: 0.265, SLG: 0.297		B B B B 4-0 G6-4-3 1-2 BB			S S S 0-3 ① K			x 0-0 ① 6-3		2	0	0	0	1	1	0
Rod Gilbreath, R (1, 5) OBP: 0.239, SLG: 0.297 Joe Nolan, L (8, PH) OBP: 0.286, SLG: 0.263 Pat Rockett, R (8, PR) OBP: 0.198, SLG: 0.147 (8, 6)		x 0-0 ② ③ G6-4-3 1-2f			x 0-0 ② F7			x 0-0 1B		2 1 0	0 0 0	0 1 0	0 0 0	0 0 0	0 0 0	2 0 0
Darrel Chaney, S (1, 6) OBP: 0.421, SLG: 0.467 (8, 5)			x 0-0 ① 6-3		x 0-0 ③ F8			x 0-0 ② F9		3	0	0	0	0	0	1
Phil Niekro, R (1, 1) OBP: 0.211, SLG: 0.211 Bob Beall, S (8, PH) OBP: 0.227, SLG: 0.105 Dave Campbell, R (8, 1)			x 0-0 ② 6-3			S S S 0-3 ① K		x 0-0 ③ 4-3		2 1 0	0 0 0	0 0 0	0 0 0	0 0 0	1 0 0	0 1 0
Inning Stats	R: 0 H: 0 E: 0 LOB: 0 K: 1 BB: 0 S: 5 P: 5	R: 0 H: 0 E: 0 LOB: 1 K: 0 BB: 2 S: 2 P: 10	R: 0 H: 0 E: 0 LOB: 0 K: 1 BB: 0 S: 5 P: 5	R: 0 H: 1 E: 0 LOB: 1 K: 0 BB: 0 S: 4 P: 4	R: 0 H: 0 E: 0 LOB: 0 K: 1 BB: 0 S: 5 P: 5	R: 0 H: 0 E: 0 LOB: 0 K: 1 BB: 0 S: 5 P: 5	R: 0 H: 0 E: 0 LOB: 0 K: 1 BB: 0 S: 5 P: 5	R: 0 H: 1 E: 0 LOB: 1 K: 0 BB: 0 S: 4 P: 4	R: 0 H: 1 E: 0 LOB: 1 K: 0 BB: 0 S: 4 P: 4	1B: 2 2B: 1 3B: 0 HR: 0	SF: 0 SAC: 0 DP: 1 HBP: 0						

	AB	29
	R	0
	H	3
	RBI	0
	BB	2
	SO	5
	LOB	7

WP: 0 PB: 0 SB: 0 CS: 0 PA: 31

PITCHER	IP	WLS	BF	H	R	ER	SO	BB	IBB	HBP	BLK	WP	HR	S	P	ERA	WHIP
Steve Rogers, R (1, 1) ERA: 2.68	9.0	W	31	3	0	0	5	2	0	0	0	0	0	39	47	0.00	0.556

PITCHER	IP	WLS	BF	H	R	ER	SO	BB	IBB	HBP	BLK	WP	HR	S	P	ERA	WHIP

Atlanta Braves @ Montreal Expos

Olympic Stadium, Montreal, QB

Sat May 13 1978, 3:33 AM EDT

Att. 10,147 - Unknown

BOTTOM

Batter	1	2	3	4	5	6	7	8	9	AB	R	H	RBI	BB	SO	LOB
Warren Cromartie, L (1, 7) OBP: 0.333, SLG: 0.347 Pepe Frias, R (9, 4) OBP: 0.667, SLG: 1.667	K		6-3	1-3			1-3 1B			4	0	1	0	0	1	0
										0	0	0	0	0	0	0
Dave Cash, R (1, 4) OBP: 0.362, SLG: 0.419 Del Unser, L (9, 3) OBP: 0.373, SLG: 0.295	1B 2B		K		F4		1-3 1-2			4	0	1	0	0	1	1
										0	0	0	0	0	0	0
Andre Dawson, R (1, 8) OBP: 0.341, SLG: 0.496	2-3 1B		S 1B HBP		BB 1B		8-5-1-4 2-3f			3	1	2	0	0	0	1
Gary Carter, R (1, 2) OBP: 0.365, SLG: 0.472	F5		1B 1B 1-2 BB		1-2 BB			HR		2	2	1	1	2	0	2
Tony Perez, R (1, 3) OBP: 0.308, SLG: 0.330 Jerry White, S (8, PR) OBP: 0.250, SLG: 0.250 Sam Mejias, R (9, 7) OBP: 0.222, SLG: 0.125	K		1B 1-2 2-H 1B		F7			F9 S BB		3	0	1	1	1	1	4
										0	0	0	0	0	0	0
										0	0	0	0	0	0	0
Ellis Valentine, R (1, 9) OBP: 0.343, SLG: 0.440		6-3	1-3 2-H 1B		K			G3 1-2		4	0	1	1	0	1	3
Larry Parrish, R (1, 5) OBP: 0.313, SLG: 0.459		K	1-3			F8		F9 2-3		4	0	0	0	0	1	4
Chris Speier, R (1, 6) OBP: 0.383, SLG: 0.417		1B		5-3		K		IBB		3	0	1	0	1	1	0
Steve Rogers, R (1, 1) OBP: 0.190, SLG: 0.150		4-3		4-3		6-3		K		4	0	0	0	0	1	3
Inning Stats	R: 0 E: 0 K: 2 S: 9 H: 2 LOB: 2 BB: 0 P: 9	R: 0 E: 0 K: 1 S: 6 H: 1 LOB: 1 BB: 0 P: 6	R: 2 E: 0 K: 1 S: 7 H: 2 LOB: 2 BB: 1 P: 12	R: 0 E: 0 K: 0 S: 3 H: 0 LOB: 0 BB: 0 P: 3	R: 0 E: 0 K: 1 S: 6 H: 1 LOB: 2 BB: 1 P: 10	R: 0 E: 0 K: 1 S: 5 H: 0 LOB: 0 BB: 0 P: 5	R: 0 E: 0 K: 0 S: 3 H: 1 LOB: 0 BB: 0 P: 3	R: 1 E: 0 K: 1 S: 6 H: 1 LOB: 2 BB: 2 P: 14		1B: 6 2B: 2 3B: 0 HR: 1	SF: 0 SAC: 0 DP: 1 HBP: 1						

	AB	31
	R	3
	H	8
	RBI	3
	BB	4
	SO	7
	LOB	18

WP: 0 PB: 0 SB: 2 CS: 0 PA: 36

livebaseballscorecards.com

PITCHER		IP	WLS	BF	H	R	ER	SO	BB	IBB	HBP	BLK	WP	HR	S	P	ERA	WHIP
Phil Niekro, R ERA: 3.25	(1, 1)	7.0	L	30	7	2	2	6	2	0	1	0	0	0	39	48	2.57	1.286
Dave Campbell, R ERA: 4.85	(8, 1)	1.0		6	1	1	1	1	1	1	0	0	0	1	6	14	9.00	2.000

PITCHER	IP	WLS	BF	H	R	ER	SO	BB	IBB	HBP	BLK	WP	HR	S	P	ERA	WHIP

Atlanta Braves @ Montreal Expos

Olympic Stadium, Montreal, QB

Sun May 14 1978, 3:33 AM EDT

Att. 13,925 - Unknown

TOP

Batter	1	2	3	4	5	6	7	8	9	AB	R	H	RBI	BB	SO	LOB
Jerry Royster, R (1, 4) OBP: 0.378, SLG: 0.398	F7		CS 1B			F8		4-3		4	0	1	0	0	0	0
Brian Asselstine, L (1, 8) (7, 9) OBP: 0.347, SLG: 0.381	HR		F9 1-2			1B		3-1		4	1	2	1	0	0	1
Dale Murphy, R (1, 3) OBP: 0.265, SLG: 0.295	F4			6-3		1-2 1B		SSS K		4	0	1	0	0	1	0
Jeff Burroughs, R (1, 7) OBP: 0.488, SLG: 0.570	1B			SSS K		SSS K			5-3	4	0	1	0	0	2	2
Cito Gaston, R (1, 9) OBP: 0.208, SLG: 0.174 Rowland Office, L (7, PR) (7, 8) OBP: 0.304, SLG: 0.360	SSS K			SSS K			SH5-4 2B 1B		4-3	3 1	0 1	1 0	0 0	0 0	2 0	1 0
Biff Pocoroba, S (1, 2) OBP: 0.303, SLG: 0.289		BBBB G1-6-3 BB	H G5-4-3 HBP				SH5-4 1-2		F7	1	0	0	0	1	0	0
Rod Gilbreath, R (1, 5) OBP: 0.243, SLG: 0.313		F9	G5-4-3 1-2f				2-H 2B			3	0	1	1	0	0	2
Pat Rockett, R (1, 6) OBP: 0.190, SLG: 0.141		G1-6-3 1-2f	F9				F8			3	0	0	0	0	0	3
Dick Ruthven, R (1, 1) OBP: 0.059, SLG: 0.059			SSS K			4-3	6-3			3	0	0	0	0	1	2
Inning Stats	R: 1 E: 0 K: 1 S: 7 H: 2 LOB: 1 BB: 0 P: 7	R: 0 E: 0 K: 0 S: 2 H: 0 LOB: 0 BB: 1 P: 6	R: 0 E: 0 K: 1 S: 5 H: 1 LOB: 0 BB: 0 P: 5	R: 0 E: 0 K: 2 S: 7 H: 0 LOB: 0 BB: 0 P: 7	R: 0 E: 0 K: 0 S: 2 H: 0 LOB: 0 BB: 0 P: 3	R: 0 E: 0 K: 1 S: 7 H: 2 LOB: 2 BB: 0 P: 7	R: 1 E: 0 K: 0 S: 5 H: 2 LOB: 2 BB: 0 P: 5	R: 0 E: 0 K: 1 S: 5 H: 0 LOB: 0 BB: 0 P: 5	R: 0 E: 0 K: 0 S: 3 H: 0 LOB: 0 BB: 0 P: 3	1B: 5 2B: 1 3B: 0 HR: 1 SF: 0 SAC: 1 DP: 2 HBP: 1						

	AB	30
	R	2
	H	7
	RBI	2
	BB	1
	SO	6
	LOB	11

WP: 0 PB: 0 SB: 0 CS: 1 PA: 33

livebaseballscorecards.com

PITCHER		IP	WLS	BF	H	R	ER	SO	BB	IBB	HBP	BLK	WP	HR	S	P	ERA	WHIP
Rudy May, L ERA: 3.96	(1, 1)	7.0	L	27	7	2	2	5	1	0	1	0	0	1	35	40	2.57	1.143
Bill Atkinson, R ERA: 3.5	(8, 1)	2.0		6	0	0	0	1	0	0	0	0	0	0	8	8	0.00	0.000

PITCHER	IP	WLS	BF	H	R	ER	SO	BB	IBB	HBP	BLK	WP	HR	S	P	ERA	WHIP

Atlanta Braves @ Montreal Expos

Olympic Stadium, Montreal, QB

Sun May 14 1978, 3:33 AM EDT

Att. 13,925 - Unknown

BOTTOM

livebaseballscorecards.com

Batter	1	2	3	4	5	6	7	8	9	AB	R	H	RBI	BB	SO	LOB
Warren Cromartie, L (1, 7) OBP: 0.345, SLG: 0.352 Jerry White, S (9, PR) OBP: 0.250, SLG: 0.250	B B B B 4-0 1B SF8 BB	x 0-0 ③ L1			x 0-0 ③ F7		x 0-0 1B		x 0-0 1B	4 0	1 0	2 0	0 0	1 0	0 0	2 0
Dave Cash, R (1, 4) OBP: 0.363, SLG: 0.418	x 0-0 S 1-3 1B		x 0-0 ① 3-1			x 0-0 ① F8	x 0-0 1-2 1B		x 0-0 ③ F8	5	0	2	0	0	0	1
Andre Dawson, R (1, 8) OBP: 0.338, SLG: 0.488	x 0-0 ① F4 1-2		S S S 0-3 ② K			x 0-0 S S 1B	x 0-0 ③ F4			4	0	1	0	0	1	4
Gary Carter, R (1, 2) OBP: 0.362, SLG: 0.463	x 0-0 ② SF8 3-H		x 0-0 ③ F4			B B B B 4-0 1-2 S BB		x 0-0 ① 5-3		2	0	0	1	1	0	0
Tony Perez, R (1, 3) OBP: 0.306, SLG: 0.321	x 0-0 ③ F7			x 0-0 ① 4-3		I I I I 4-0 1-2 2-3 IBB		S S S 0-3 ② K		3	0	0	0	1	1	1
Ellis Valentine, R (1, 9) OBP: 0.349, SLG: 0.442		x 0-0 FC1-5 1B 1B		x 0-0 ② 5-3		x 0-0 ② F8		x 0-0 FC6-4 1B		4	0	2	0	0	0	3
Larry Parrish, R (1, 5) OBP: 0.319, SLG: 0.456		x 0-0 1-3 FC1-5 1-2 1B		B B B B 4-0 CS BB		x 0-0 ③ F9		x 0-0 ③ FC6-4 1-2f		3	0	1	0	1	0	4
Chris Speier, R (1, 6) OBP: 0.370, SLG: 0.400		x 0-0 ① FC1-5 1-3 1-2 2-3f		0-0 ③ CS 1-2	x 0-0 ① F9		x 0-0 ① F2		x 0-0 ① F3	4	0	0	0	0	0	2
Rudy May, L (1, 1) OBP: 0.200, SLG: 0.214 Wayne Garrett, L (7, PH) OBP: 0.190, SLG: 0.105 Bill Atkinson, L (8, 1) OBP: 0.667, SLG: 0.667 Del Unser, L (9, PH) OBP: 0.365, SLG: 0.289		x 0-0 ② 1-3 1-2 2-3			x 0-0 ② 4-3		x 0-0 ② F4		S S S 0-3 ② K	2 1 0 1	0 0 0 0	0 0 0 0	0 0 0 0	0 0 0 1	0 0 0 0	2 0 0 0
Inning Stats	R: 1 H: 1 E: 0 LOB: 1 K: 0 BB: 1 S: 4 P: 8	R: 0 H: 2 E: 0 LOB: 2 K: 0 BB: 0 S: 5 P: 5	R: 0 H: 0 E: 0 LOB: 0 K: 1 BB: 0 S: 5 P: 5	R: 0 H: 0 E: 0 LOB: 0 K: 0 BB: 1 S: 2 P: 6	R: 0 H: 0 E: 0 LOB: 0 K: 0 BB: 0 S: 3 P: 3	R: 0 H: 1 E: 0 LOB: 3 K: 0 BB: 2 S: 4 P: 12	R: 0 H: 2 E: 0 LOB: 2 K: 0 BB: 0 S: 5 P: 5	R: 0 H: 1 E: 0 LOB: 1 K: 1 BB: 0 S: 6 P: 6	R: 0 H: 1 E: 0 LOB: 1 K: 1 BB: 0 S: 6 P: 6	1B: 8 2B: 0 3B: 0 HR: 0	SF: 1 SAC: 0 DP: 0 HBP: 0					

	AB	33
	R	1
	H	8
	RBI	1
	BB	4
	SO	3
	LOB	19

WP: 0 PA: 39
PB: 0
SB: 4
CS: 1

PITCHER	IP	WLS	BF	H	R	ER	SO	BB	IBB	HBP	BLK	WP	HR	S	P	ERA	WHIP
Dick Ruthven, R (1, 1) ERA: 3.06	9.0	W	38	8	1	1	3	3	1	0	0	0	0	40	56	1.00	1.222

PITCHER	IP	WLS	BF	H	R	ER	SO	BB	IBB	HBP	BLK	WP	HR	S	P	ERA	WHIP

Cincinnati Reds @ Montreal Expos

Olympic Stadium, Montreal, QB

Tue May 16 1978, 7:05 PM EDT

Att. 10,725 - Unknown

TOP

livebaseballscorecards.com

Batter	1	2	3	4	5	6	7	8	9	AB	R	H	RBI	BB	SO	LOB
Pete Rose, S (1, 5) OBP: 0.352, SLG: 0.479	2B	FC4-6 1-2 1B			1B 1-3 HR 2B		4-3 ①		F8 ②	5	2	3	0	0	0	1
Ken Griffey, L (1, 9) OBP: 0.357, SLG: 0.448	5-3 ①	FC4-6 ③ 1-2f			HR 2-3 3-H 1B		F7 ②		P6 ③	5	1	1	1	0	0	4
Joe Morgan, L (1, 4) OBP: 0.406, SLG: 0.535	2B 2-H		G6-4-3 1B		1-H 3-H HR		BB B B B B 4-0			3	1	3	4	1	0	0
Junior Kennedy, R (8, 4) OBP: 0.360, SLG: 0.250										0	0	0	0	0	0	0
George Foster, R (1, 7) OBP: 0.368, SLG: 0.489	K ② S S S 0-3		G6-4-3 ① ② 1-2f 0-0		K ① S S S 0-3		F9 ③ 0-0			4	0	0	0	0	2	3
Dan Driessen, L (1, 3) OBP: 0.423, SLG: 0.593	IBB I I I I 4-0		G3 ③ 0-0		F7 ② 0-0			K ① S S S 0-3		3	0	0	0	1	1	0
Johnny Bench, R (1, 2) OBP: 0.319, SLG: 0.435	F5 ③ 0-0			F7 ① 0-0	6-3 ③ 0-0			K ② S S S 0-3		4	0	0	0	0	1	2
Dave Concepcion, R (1, 6) OBP: 0.344, SLG: 0.373		F3 ① 0-0		L6 ② 0-0		F9 ① 0-0		F9 ③ 0-0		4	0	0	0	0	0	0
Cesar Geronimo, L (1, 8) OBP: 0.370, SLG: 0.413		2B ② 0-0		K ③ S S S 0-3		L4 ② 0-0			K ① S S S 0-3	4	0	1	0	0	2	0
Tom Seaver, R (1, 1) OBP: 0.294, SLG: 0.154		1B BB B B B B 4-0			2B 1B BB B B B B 4-0	K ③ S S S 0-3			2B 0-0	2	1	1	0	2	1	0

Inning Stats																		
	R: 1	H: 2		R: 0	H: 2		R: 0	H: 1		R: 0	H: 0		R: 4	H: 3		R: 0	H: 0	
	E: 0	LOB: 2		E: 0	LOB: 2		E: 0	LOB: 0		E: 0	LOB: 0		E: 0	LOB: 0		E: 0	LOB: 0	
	K: 1	BB: 1		K: 0	BB: 1		K: 0	BB: 0		K: 1	BB: 0		K: 1	BB: 1		K: 1	BB: 0	
	S: 7	P: 11		S: 4	P: 8		S: 3	P: 3		S: 5	P: 5		S: 8	P: 12		S: 5	P: 5	

Inning Stats																		
	R: 0	H: 0		R: 0	H: 1		R: 0	H: 0		R: 0	H: 1		1B: 3	SF: 0		WP: 0	PA: 38	
	E: 0	LOB: 1		E: 0	LOB: 1		E: 0	LOB: 0		E: 0	LOB: 1		2B: 5	SAC: 0		PB: 0		
	K: 0	BB: 1		K: 1	BB: 0		K: 2	BB: 0		K: 1	BB: 0		3B: 0	DP: 1		SB: 0		
	S: 3	P: 7		S: 6	P: 6		S: 7	P: 7		S: 6	P: 6		HR: 1	HBP: 0		CS: 0		

PITCHER		IP	WLS	BF	H	R	ER	SO	BB	IBB	HBP	BLK	WP	HR	S	P	ERA	WHIP
Wayne Twitchell, R ERA: 5.08	(1, 1)	5.0	L	24	8	5	5	3	2	1	0	0	0	1	27	39	9.00	2.000
Dan Schatzeder, L ERA:	(6, 1)	2.0		7	0	0	0	1	1	0	0	0	0	0	8	12	0.00	0.500
Darold Knowles, L ERA: 2.45	(8, 1)	2.0		7	1	0	0	3	0	0	0	0	0	0	13	13	0.00	0.500

PITCHER	IP	WLS	BF	H	R	ER	SO	BB	IBB	HBP	BLK	WP	HR	S	P	ERA	WHIP

AB	34
R	5
H	9
RBI	5
BB	4
SO	7
LOB	10

Batter	1	2	3	4	5	6	7	8	9	AB	R	H	RBI	BB	SO	LOB
Warren Cromartie, L (1, 7) OBP: 0.350, SLG: 0.358	1B		PB 5-3		6-3			K		4	1	2	0	0	1	0
Dave Cash, R (1, 4) OBP: 0.367, SLG: 0.429	1B 1-2		5-3 1-2			2B		4-3		4	0	2	0	0	0	1
Andre Dawson, R (1, 8) OBP: 0.336, SLG: 0.480	CS 1-3 2-H		F9 2-3			K		K		4	0	1	1	0	2	2
Gary Carter, R (1, 2) OBP: 0.351, SLG: 0.446	K 1-2		F7			K			E5 F9	4	0	0	0	0	2	4
Tony Perez, R (1, 3) OBP: 0.296, SLG: 0.310	P4			K		K			F9 1-2	4	0	0	0	0	2	3
Ellis Valentine, R (1, 9) OBP: 0.336, SLG: 0.426		K		K			4-3		G3	4	0	0	0	0	2	1
Larry Parrish, R (1, 5) OBP: 0.325, SLG: 0.462		2B		L8			BB		5-3	3	0	1	0	1	0	1
Chris Speier, R (1, 6) OBP: 0.369, SLG: 0.398		1B			K		K			3	0	1	0	0	2	1
Wayne Twitchell, R (1, 1)		K			F9		K			1	0	0	0	0	1	1
Jerry White, S (5, PH) OBP: 0.222, SLG: 0.222										1	0	0	0	0	0	0
Dan Schatzeder, L (6, 1)										0	0	0	0	0	0	0
Wayne Garrett, L (7, PH) OBP: 0.182, SLG: 0.100										1	0	0	0	0	1	1
Darold Knowles, L (8, 1) OBP: 1.000, SLG: 1.000										0	0	0	0	0	0	0
Inning Stats	R: 1 E: 0 K: 1 S: 7 H: 3 LOB: 1 BB: 0 P: 7	R: 0 E: 0 K: 2 S: 8 H: 2 LOB: 1 BB: 0 P: 8	R: 0 E: 0 K: 0 S: 4 H: 1 LOB: 1 BB: 0 P: 4	R: 0 E: 0 K: 2 S: 7 H: 0 LOB: 0 BB: 0 P: 7	R: 0 E: 0 K: 1 S: 5 H: 0 LOB: 0 BB: 0 P: 5	R: 0 E: 0 K: 3 S: 10 H: 1 LOB: 1 BB: 0 P: 10	R: 0 E: 0 K: 2 S: 7 H: 0 LOB: 1 BB: 1 P: 11	R: 0 E: 0 K: 2 S: 7 H: 0 LOB: 0 BB: 0 P: 7	R: 0 E: 1 K: 0 S: 4 H: 0 LOB: 1 BB: 0 P: 4	1B: 5 2B: 2 3B: 0 HR: 0 SF: 0 SAC: 0 DP: 0 HBP: 0						

PITCHER	IP	WLS	BF	H	R	ER	SO	BB	IBB	HBP	BLK	WP	HR	S	P	ERA	WHIP
Tom Seaver, R (1, 1) ERA: 4.94	9.0	W	34	7	1	1	13	1	0	0	0	0	0	59	63	1.00	0.889

PITCHER	IP	WLS	BF	H	R	ER	SO	BB	IBB	HBP	BLK	WP	HR	S	P	ERA	WHIP

Cincinnati Reds @ Montreal Expos

Olympic Stadium, Montreal, QB

Tue May 16 1978, 7:05 PM EDT

Att. 10,725 - Unknown

BOTTOM

livebaseballscorecards.com

AB	33
R	1
H	7
RBI	1
BB	1
SO	13
LOB	15

WP: 0 PB: 1 SB: 0 CS: 1 PA: 34

Batter	1	2	3	4	5	6	7	8	9	10	11	AB	R	H	RBI	BB	SO	LOB
Pete Rose, S (1, 5) OBP: 0.358, SLG: 0.473	6-3	4-3		F7		BB			SH1-4 1B		1B BB	4	0	1	0	2	0	0
Ken Griffey, L (1, 9) OBP: 0.365, SLG: 0.453	BB 2B 1B	F7		1B		F2			SH1-4 1-2		G1-6-3 1-2 1B	5	1	3	0	0	0	1
Joe Morgan, L (1, 4) OBP: 0.396, SLG: 0.513	2B 1-2 BB	3-1		F8		G3			F7		G1-6-3 1-2f	5	1	0	0	1	0	5
George Foster, R (1, 8) OBP: 0.375, SLG: 0.503	HR 1-H 2-H 2B		F9 FC1-5 2B		G5-4-3 BB		6-3		P2			4	1	2	2	1	0	1
Johnny Bench, R (1, 7) OBP: 0.315, SLG: 0.450	HR 2-H		F9 2-3		G5-4-3 1-2f		F7			F7		5	1	1	2	0	0	2
Dave Concepcion, R (1, 6) OBP: 0.353, SLG: 0.390	E BB 9-2 1B		FC1-5 1B 3-H		2B		K			G3 1B		5	0	3	0	0	1	1
Dan Driessen, L (1, 3) OBP: 0.429, SLG: 0.584	E 1-2 BB		1B IBB		IBB			4-3		G3 1-2		2	0	0	0	3	0	1
Don Werner, R (1, 2) OBP: 0.333, SLG: 0.250	E6 1-2 2-3		1-2 2-H 1B		K			F7		G3		5	0	1	0	0	1	5
Bill Bonham, R (1, 1) OBP: 0.118, SLG: 0.125	9-2 3-Hf			1-3		F8		F9			6-3	3	0	0	0	0	0	3
Manny Sarmiento, R (7, 1)												0	0	0	0	0	0	0
Ray Knight, R (8, PH) OBP: 0.333, SLG: 0.143												1	0	0	0	0	0	0
Dave Tomlin, L (8, 1)												0	0	0	0	0	0	0
Doug Bair, R (8, 1)												0	0	0	0	0	0	0
Dave Collins, S (11, PH) OBP: 0.261, SLG: 0.158												1	0	0	0	0	0	0
Dale Murray, R (11, 1)												0	0	0	0	0	0	0
Inning Stats	R: 4 E: 1 K: 0 S: 7 H: 4 LOB: 2 BB: 2 P: 15	R: 0 E: 0 K: 0 S: 3 H: 0 LOB: 0 BB: 0 P: 3	R: 0 E: 0 K: 0 S: 4 H: 2 LOB: 2 BB: 1 P: 8	R: 0 E: 0 K: 0 S: 4 H: 1 LOB: 1 BB: 0 P: 4	R: 0 E: 0 K: 1 S: 5 H: 1 LOB: 2 BB: 2 P: 13	R: 0 E: 0 K: 0 S: 3 H: 0 LOB: 1 BB: 1 P: 7	R: 0 E: 0 K: 1 S: 5 H: 0 LOB: 0 BB: 0 P: 5	R: 0 E: 0 K: 0 S: 3 H: 0 LOB: 0 BB: 0 P: 3	R: 0 E: 0 K: 0 S: 4 H: 1 LOB: 1 BB: 0 P: 4	R: 0 E: 0 K: 0 S: 4 H: 1 LOB: 1 BB: 0 P: 4	R: 0 E: 0 K: 0 S: 3 H: 1 LOB: 1 BB: 1 P: 7							

TOP

Cincinnati Reds @ Montreal Expos

Olympic Stadium, Montreal, QB

Wed May 17 1978, 7:05 PM EDT

Att. 11,826 - Unknown

livebaseballscorecards.com

AB	40
R	4
H	11
RBI	4
BB	7
SO	2
LOB	19

1B: 7 2B: 4 3B: 0 HR: 1 SF: 0 SAC: 1 DP: 3 HBP: 0 PA: 48 WP: 0 PB: 0 SB: 0 CS: 0

PITCHER		IP	WLS	BF	H	R	ER	SO	BB	IBB	HBP	BLK	WP	HR	S	P	ERA	WHIP
Ross Grimsley, L ERA: 2.45	(1, 1)	0.1		6	4	4	4	0	1	0	0	0	0	1	5	9	108.00	15.000
Hal Dues, R ERA: 3.86	(1, 1)	3.2		15	3	0	0	0	1	1	0	0	0	0	13	21	0.00	1.091
Bill Atkinson, R ERA: 3.0	(5, 1)	3.0		12	1	0	0	2	2	1	0	0	0	0	13	25	0.00	1.000
Darold Knowles, L ERA: 1.93	(8, 1)	4.0	W	15	3	0	0	0	1	0	0	0	0	0	14	18	0.00	1.000

PITCHER		IP	WLS	BF	H	R	ER	SO	BB	IBB	HBP	BLK	WP	HR	S	P	ERA	WHIP

Cincinnati Reds @ Montreal Expos

Olympic Stadium, Montreal, QB

Wed May 17 1978, 7:05 PM EDT

Att. 11,826 - Unknown

livebaseballscorecards.com

BOTTOM

Batter	1	2	3	4	5	6	7	8	9	10	11	AB	R	H	RBI	BB	SO	LOB
Warren Cromartie, L (1, 7) OBP: 0.357, SLG: 0.391	6-3 1B		1B 1B 1B		4-3		1-H 2-H HR	K		4-3		6	1	3	3	0	1	2
Dave Cash, R (1, 4) OBP: 0.372, SLG: 0.432	6-3 1-2		1B 1-2 1B		6-3		S 1B 1B	F8			E8 FC1-5 1B	6	1	3	0	0	0	2
Andre Dawson, R (1, 8) OBP: 0.342, SLG: 0.473	1-3		1-2 2-3 1B		K		1B 1-2 BB		K		FC1-6 WP FC1-5 IBB	4	1	1	0	2	2	1
Gary Carter, R (1, 2) OBP: 0.350, SLG: 0.444	1-3		K			2B	F8		FC6-4 BB		1-2 2-3f FC1-5 FC1-6	5	0	1	0	1	1	8
Ellis Valentine, R (1, 9) OBP: 0.319, SLG: 0.404		6-3		F2		L6	F9		F8		1-2f 2-3 FC1-6	6	0	0	0	0	0	6
Tony Perez, R (1, 3) OBP: 0.300, SLG: 0.308		6-3		1B 1B BB		K	1-3 2-H 1B		FC6-4 1-2f		3-H WP	5	0	1	1	1	1	3
Larry Parrish, R (1, 5) OBP: 0.323, SLG: 0.455	F9			L3-6 1B 1-2 1B		6-3	K			K		4	0	1	0	0	1	3
Darold Knowles, L (8, 1) OBP: 0.500, SLG: 0.500												1	0	0	0	0	1	0
Chris Speier, R (1, 6) OBP: 0.378, SLG: 0.417			4-3				1B HR 1B	FC4-5 2B		F9		5	1	3	0	0	0	0
Ross Grimsley, L (1, 1) OBP: 0.250, SLG: 0.130 Hal Dues, R (1, 1) OBP: 0.143, SLG: 0.143 Del Unser, L (4, PH) OBP: 0.358, SLG: 0.283 Bill Atkinson, L (5, 1) OBP: 0.667, SLG: 0.667 Wayne Garrett, L (7, PH) OBP: 0.240, SLG: 0.174 (8, 5)			1-3	L3-6 2-3			1-2 HR 1B	FC4-5 2-3		1B		0 1 1 0 3	0 0 0 0 1	0 0 0 0 2	0 0 0 0 0	0 0 0 0 0	0 0 0 0 0	0 0 3 0 1

Inning Stats										
	R: 0 E: 0 K: 0 S: 4	H: 1 LOB: 1 BB: 0 P: 4	R: 0 E: 0 K: 0 S: 3	H: 0 LOB: 0 BB: 0 P: 3	R: 0 E: 0 K: 1 S: 8	H: 3 LOB: 3 BB: 0 P: 8	R: 0 E: 0 K: 0 S: 4	H: 2 LOB: 2 BB: 1 P: 8	R: 0 E: 0 K: 1 S: 5	H: 0 LOB: 0 BB: 0 P: 5
	R: 0 E: 0 K: 1 S: 6	H: 1 LOB: 1 BB: 0 P: 6	R: 4 E: 0 K: 1 S: 10	H: 5 LOB: 2 BB: 1 P: 14	R: 0 E: 0 K: 1 S: 6	H: 1 LOB: 1 BB: 0 P: 6	R: 0 E: 0 K: 1 S: 5	H: 0 LOB: 1 BB: 1 P: 9	R: 0 E: 0 K: 1 S: 6	H: 1 LOB: 1 BB: 0 P: 6
	R: 1 E: 1 K: 0 S: 3	H: 1 LOB: 1 BB: 1 P: 7								

	1B: 12	SF: 0	WP: 1	PA: 51
	2B: 3	SAC: 0	PB: 0	
	3B: 0	DP: 1	SB: 1	
	HR: 1	HBP: 0	CS: 0	

	AB	47
	R	5
	H	15
	RBI	4
	BB	4
	SO	7
	LOB	29

PITCHER		IP	WLS	BF	H	R	ER	SO	BB	IBB	HBP	BLK	WP	HR	S	P	ERA	WHIP
Bill Bonham, R ERA: 3.13	(1, 1)	6.0		29	11	4	4	3	1	0	0	0	0	1	34	38	6.00	2.000
Manny Sarmiento, R ERA: 1.19	(7, 1)	1.0		5	1	0	0	1	1	0	0	0	0	0	6	10	0.00	2.000
Dave Tomlin, L ERA: 6.55	(8, 1)	0.2		3	1	0	0	1	0	0	0	0	0	0	5	5	0.00	1.500
Doug Bair, R ERA: 0.4	(8, 1)	2.1		9	1	0	0	2	1	0	0	0	0	0	12	16	0.00	0.857
Dale Murray, R ERA: 4.13	(11, 1)	0.2	L	5	1	1	1	0	0	1	0	0	1	0	3	7	13.50	1.500

PITCHER	IP	WLS	BF	H	R	ER	SO	BB	IBB	HBP	BLK	WP	HR	S	P	ERA	WHIP

Batter	1	2	3	4	5	6	7	8	9	AB	R	H	RBI	BB	SO	LOB
Pete Rose, S (1, 5) OBP: 0.349, SLG: 0.461	G3			L5		G1		K		4	0	0	0	0	1	2
Ken Griffey, L (1, 9) OBP: 0.380, SLG: 0.474	F8 1B			FC6-4 1B			FC4 BB 1B	1-H 1B 3-H 2B		4	1	4	2	0	0	0
Joe Morgan, L (1, 4) OBP: 0.392, SLG: 0.500	F8 1-2			F9			L9	IBB		3	0	0	0	1	0	3
George Foster, R (1, 8) OBP: 0.378, SLG: 0.500		5-3		FC6-4 1-2f			BBBB FC4 1-2 BB	1-2 2-H 1B		3	0	1	1	1	0	1
Dan Driessen, L (1, 3) OBP: 0.417, SLG: 0.566		F7			4-3		FC4 1-2f 2-3	F7		4	0	0	0	0	0	4
Johnny Bench, R (1, 2) OBP: 0.306, SLG: 0.436		SSS K			F2		SSS K		L6	4	0	0	0	0	2	2
Dave Concepcion, R (1, 6) OBP: 0.357, SLG: 0.402			4-3		6-3			6-3 2B 2B	E FC4-2-5 1B	4	1	2	0	0	0	0
Mike Lum, L (1, 7) OBP: 0.158, SLG: 0.118			P6			5-3		6-3 2-3	FC4-2-5 1-H	4	0	0	0	0	0	2
Fred Norman, S (1, 1) OBP: 0.208, SLG: 0.208 Dave Collins, S (8, PH) OBP: 0.292, SLG: 0.158 Pedro Borbon, R (8, 1) OBP: 0.333, SLG: 0.333			F8			SSS K		BBBB 2B BB	F9	2 0 1	0 1 0	0 0 0	0 0 0	1 1 0	0 0 0	0 0 1
Inning Stats	R: 0 E: 0 K: 0 S: 3 H: 1 LOB: 0 BB: 0 P: 3	R: 0 E: 0 K: 1 S: 5 H: 0 LOB: 0 BB: 0 P: 5	R: 0 E: 0 K: 0 S: 3 H: 0 LOB: 0 BB: 0 P: 3	R: 0 E: 0 K: 0 S: 4 H: 1 LOB: 1 BB: 0 P: 4	R: 0 E: 0 K: 0 S: 3 H: 0 LOB: 0 BB: 0 P: 3	R: 0 E: 0 K: 1 S: 5 H: 0 LOB: 0 BB: 0 P: 5	R: 0 E: 0 K: 1 S: 6 H: 1 LOB: 2 BB: 1 P: 10	R: 3 E: 0 K: 1 S: 8 H: 3 LOB: 2 BB: 2 P: 16	R: 0 E: 1 K: 0 S: 4 H: 1 LOB: 1 BB: 0 P: 4	1B: 5 2B: 2 3B: 0 HR: 0	SF: 0 SAC: 0 DP: 0 HBP: 0						

PITCHER	IP	WLS	BF	H	R	ER	SO	BB	IBB	HBP	BLK	WP	HR	S	P	ERA	WHIP
Steve Rogers, R (1, 1) ERA: 2.73	9.0	L	36	7	3	3	4	2	1	0	0	0	0	41	53	3.00	1.000

PITCHER	IP	WLS	BF	H	R	ER	SO	BB	IBB	HBP	BLK	WP	HR	S	P	ERA	WHIP

TOP

Cincinnati Reds @ Montreal Expos

Olympic Stadium, Montreal, QB

Thu May 18 1978, 7:05 PM EDT

Att. 9,435 - Unknown

livebaseballscorecards.com

AB	33
R	3
H	7
RBI	3
BB	3
SO	4
LOB	15

WP: 0 PA: 36
PB: 0
SB: 0
CS: 0

Batter	1	2	3	4	5	6	7	8	9	AB	R	H	RBI	BB	SO	LOB
Warren Cromartie, L (1, 7) OBP: 0.353, SLG: 0.381	4-3		FC5-4 BB		4-3			4-3		3	0	0	0	1	0	0
Dave Cash, R (1, 4) OBP: 0.369, SLG: 0.422	F9		FC5-4 1-2f		F5			FC6-4 BB		3	0	0	0	1	0	1
Andre Dawson, R (1, 8) OBP: 0.340, SLG: 0.467	K			E 1B BB 1B	K			FC6-4 FC6-4 1-2f		4	1	1	0	0	2	1
Gary Carter, R (1, 2) OBP: 0.347, SLG: 0.438		F8		BB E FC3-2-5 1-2 1B		L6		FC6-4 1-2f		4	0	1	0	0	0	1
Ellis Valentine, R (1, 9) OBP: 0.325, SLG: 0.427		HR		FC3-2-5 BB 1-2 2-3 BB		F8			5-3	3	1	1	1	1	0	0
Tony Perez, R (1, 3) OBP: 0.299, SLG: 0.300		L6		BB FC3-2-5 1-2 2-3 3-H BB		F8			F9	3	0	0	1	1	0	0
Larry Parrish, R (1, 5) OBP: 0.313, SLG: 0.440		5-3		FC3-2-5 BB 1-2 2-3 3-H			K		K	4	0	0	0	0	2	3
Chris Speier, R (1, 6) OBP: 0.377, SLG: 0.409			5-3	 1-2 2-3 BB			P6			2	0	0	0	1	0	0
Steve Rogers, R (1, 1) OBP: 0.167, SLG: 0.130			K	F8			5-3			3	0	0	0	0	1	3
Inning Stats	R: 0 E: 0 K: 1 S: 5 H: 0 LOB: 0 BB: 0 P: 5	R: 1 E: 0 K: 0 S: 4 H: 1 LOB: 0 BB: 0 P: 4	R: 0 E: 0 K: 1 S: 5 H: 0 LOB: 1 BB: 1 P: 9	R: 1 E: 1 K: 0 S: 4 H: 2 LOB: 3 BB: 3 P: 16	R: 0 E: 0 K: 1 S: 5 H: 0 LOB: 0 BB: 0 P: 5	R: 0 E: 0 K: 0 S: 3 H: 0 LOB: 0 BB: 0 P: 3	R: 0 E: 0 K: 1 S: 5 H: 0 LOB: 0 BB: 0 P: 5	R: 0 E: 0 K: 0 S: 3 H: 0 LOB: 1 BB: 1 P: 7	R: 0 E: 0 K: 1 S: 5 H: 0 LOB: 0 BB: 0 P: 5	1B: 2 2B: 0 3B: 0 HR: 1 SF: 0 SAC: 0 DP: 1 HBP: 0						

PITCHER		IP	WLS	BF	H	R	ER	SO	BB	IBB	HBP	BLK	WP	HR	S	P	ERA	WHIP
Fred Norman, L ERA: 2.63	(1, 1)	7.0	W	27	3	2	2	4	4	0	0	0	0	1	31	47	2.57	1.000
Pedro Borbon, R ERA: 6.97	(8, 1)	2.0	S	7	0	0	0	1	1	0	0	0	0	0	8	12	0.00	0.500

PITCHER	IP	WLS	BF	H	R	ER	SO	BB	IBB	HBP	BLK	WP	HR	S	P	ERA	WHIP

BOTTOM

Cincinnati Reds @ Montreal Expos

Olympic Stadium, Montreal, QB

Thu May 18 1978, 7:05 PM EDT

Att. 9,435 - Unknown

livebaseballscorecards.com

AB	29
R	2
H	3
RBI	2
BB	5
SO	5
LOB	9

Batter	1	2	3	4	5	6	7	8	9	AB	R	H	RBI	BB	SO	LOB
Frank Taveras, R (1, 6) OBP: 0.290, SLG: 0.331	BBBB 4-0 G4-6-3 BB		x 0-0 7-4-3 1-2f ②③	x 0-0 1-2 1B ③		SSS 0-3 K			x 0-0 1-3 ①	4	0	1	0	1	1	2
Omar Moreno, L (1, 8) OBP: 0.364, SLG: 0.294	x 0-0 G4-6-3 1-2f ①②			4-0 S HR BB ③ x 0-0 F8 ①			x 0-0 F8 ①		x 0-0 4-3 ②	4	1	0	0	1	0	3
Dave Parker, L (1, 9) OBP: 0.358, SLG: 0.515	BBBB 4-0 BB			x 0-0 1-H HR ①	x 0-0 G1 ①		SSS 0-3 K ②		SSS 0-3 K ③	4	1	1	2	1	2	0
Rennie Stennett, R (1, 4) OBP: 0.310, SLG: 0.375 John Milner, L (8, 3) OBP: 0.318, SLG: 0.257	x 0-0 5-3 ③			x 0-0 6-3 ①	x 0-0 5-3 ②		x 0-0 6-3 ③			4 0	0 0	0 0	0 0	0 0	0 0	1 0
Manny Sanguillen, R (1, 3) OBP: 0.361, SLG: 0.486 Mario Mendoza, R (8, 4) OBP: 0.286, SLG: 0.400		x 0-0 F9 ①		x 0-0 HR 1B	x 0-0 1B			x 0-0 FC2-6 1B 1B		4 0	1 0	3 0	0 0	0 0	0 0	0 0
Phil Garner, R (1, 5) OBP: 0.288, SLG: 0.392		x 0-0 F9 ②		x 0-0 1-H HR	x 0-0 F8 ③			x 0-0 6-3 FC2-6 1-2 1B		4	1	2	2	0	0	1
Steve Brye, R (1, 7) OBP: 0.354, SLG: 0.395		x 0-0 F7 ③		x 0-0 HR		x 0-0 S 1B		x 0-0 FC2-6 6-3 1-2 2-3f ①		4	1	2	1	0	0	2
Duffy Dyer, R (1, 2) OBP: 0.313, SLG: 0.357			H 1-0 7-4-3 HBP	SSS 0-3 K ②		x 0-0 F9 1-2 ①		x 0-0 6-3 1-2 2-3 ②		3	0	0	0	0	1	3
Don Robinson, R (1, 1) OBP: 0.227, SLG: 0.273 Grant Jackson, S (9, 1) Kent Tekulve, R (9, 1)			SSS 0-3 K ①	x 0-0 1B 1B		SSS 0-3 K ②		x 0-0 2-3 ③		4 0 0	0 0 0	1 0 0	0 0 0	0 0 0	2 0 0	4 0 0
Inning Stats	R: 0 E: 0 K: 0 S: 2 H: 0 LOB: 1 BB: 2 P: 10	R: 0 E: 0 K: 0 S: 3 H: 0 LOB: 0 BB: 0 P: 3	R: 0 E: 0 K: 1 S: 4 H: 0 LOB: 0 BB: 0 P: 5	R: 5 E: 0 K: 1 S: 11 H: 6 LOB: 2 BB: 1 P: 15	R: 0 E: 0 K: 0 S: 4 H: 1 LOB: 1 BB: 0 P: 4	R: 0 E: 0 K: 2 S: 8 H: 1 LOB: 1 BB: 0 P: 8	R: 0 E: 0 K: 1 S: 5 H: 0 LOB: 0 BB: 0 P: 5	R: 0 E: 0 K: 0 S: 5 H: 2 LOB: 2 BB: 0 P: 5	R: 0 E: 0 K: 1 S: 5 H: 0 LOB: 0 BB: 0 P: 5	1B: 7 2B: 1 3B: 0 HR: 3 SF: 0 SAC: 0 DP: 2 HBP: 1						

PITCHER	IP	WLS	BF	H	R	ER	SO	BB	IBB	HBP	BLK	WP	HR	S	P	ERA	WHIP
Rudy May, L (1, 1) ERA: 4.5	3.2	L	18	5	5	5	2	3	0	1	0	0	3	18	31	12.27	2.182
Hal Dues, R (4, 1) ERA: 3.6	1.1		6	2	0	0	0	0	0	0	0	0	0	6	6	0.00	1.500
Dan Schatzeder, L (6, 1) ERA:	2.0		7	1	0	0	3	0	0	0	0	0	0	13	13	0.00	0.500
Bill Atkinson, R (8, 1) ERA: 2.74	2.0		8	2	0	0	1	0	0	0	0	0	0	10	10	0.00	1.000

PITCHER	IP	WLS	BF	H	R	ER	SO	BB	IBB	HBP	BLK	WP	HR	S	P	ERA	WHIP

TOP

Pittsburgh Pirates @ Montreal Expos

Olympic Stadium, Montreal, QB

Fri May 19 1978, 7:05 PM EDT

Att. 13,088 - Unknown

livebaseballscorecards.com

AB	35
R	5
H	10
RBI	5
BB	3
SO	6
LOB	16

PA: 39

WP: 0
PB: 0
SB: 2
CS: 0

Batter	1	2	3	4	5	6	7	8	9	AB	R	H	RBI	BB	SO	LOB
Warren Cromartie, L (1, 7) OBP: 0.365, SLG: 0.402	E WP 1B		FC6-4 1B 1B		1-3 2B		4-3 1-2 3-H			4	1	3	1	0	0	1
Dave Cash, R (1, 4) OBP: 0.366, SLG: 0.417	F9 1-2		FC6-4 1-2 1B		1-3		F9			4	0	1	0	0	0	4
Andre Dawson, R (1, 8) OBP: 0.331, SLG: 0.453	E6 5-3 2-H		FC6-4 1-2f 2-3		1-3			K		4	0	0	0	0	1	4
Gary Carter, R (1, 2) OBP: 0.338, SLG: 0.424	5-3 2-3		G3			F2		P2		4	0	0	0	0	0	3
Ellis Valentine, R (1, 9) OBP: 0.315, SLG: 0.413	4-3			6-3		K		F8		4	0	0	0	0	1	1
Tony Perez, R (1, 3) OBP: 0.304, SLG: 0.331		G6-3 1B		K		5-3			HR	4	1	2	1	0	1	0
Wayne Garrett, L (1, 5) OBP: 0.250, SLG: 0.192 Stan Papi, R (9, PH) OBP: 0.167, SLG: 0.250		L6		F8			F8 1B 4-3 1B		F8	3 1	1 0	1 0	0 0	0 0	0 0	1 0
Chris Speier, R (1, 6) OBP: 0.373, SLG: 0.404		G6-3 1-2f			F7		4-3 1-2 1B		K	4	0	1	0	0	1	1
Rudy May, L (1, 1) OBP: 0.188, SLG: 0.200 Hal Dues, R (4, 1) OBP: 0.143, SLG: 0.143 Jerry White, S (5, PH) OBP: 0.300, SLG: 0.222 Dan Schatzeder, L (6, 1) Del Unser, L (7, PH) OBP: 0.352, SLG: 0.277 Bill Atkinson, L (8, 1) OBP: 0.667, SLG: 0.667 Larry Parrish, R (9, PH) OBP: 0.311, SLG: 0.437			6-3		2B BB		F8 2-3		P3	1 0 0 0 1 0 1	0 0 0 0 0 0 0	0 0 0 0 0 0 0	0 0 0 0 0 0 0	0 0 0 1 0 0 0	0 0 0 0 0 0 0	0 0 0 0 2 0 0
Inning Stats	R: 1 E: 1 K: 0 S: 5 H: 1 LOB: 1 BB: 0 P: 5	R: 0 E: 0 K: 0 S: 3 H: 1 LOB: 0 BB: 0 P: 3	R: 0 E: 0 K: 0 S: 5 H: 2 LOB: 2 BB: 0 P: 5	R: 0 E: 0 K: 1 S: 5 H: 0 LOB: 0 BB: 0 P: 5	R: 0 E: 0 K: 0 S: 4 H: 1 LOB: 2 BB: 1 P: 8	R: 0 E: 0 K: 1 S: 5 H: 0 LOB: 0 BB: 0 P: 5	R: 1 E: 0 K: 0 S: 5 H: 2 LOB: 1 BB: 0 P: 5	R: 0 E: 0 K: 1 S: 5 H: 0 LOB: 0 BB: 0 P: 5	R: 1 E: 0 K: 1 S: 6 H: 1 LOB: 0 BB: 0 P: 6	1B: 6 2B: 1 3B: 0 HR: 1	SF: 0 SAC: 0 DP: 1 HBP: 0			WP: 1 PB: 0 SB: 0 CS: 0	PA: 36		

PITCHER		IP	WLS	BF	H	R	ER	SO	BB	IBB	HBP	BLK	WP	HR	S	P	ERA	WHIP
Don Robinson, R ERA: 2.36	(1, 1)	8.0	W	33	8	3	2	3	1	0	0	0	1	1	38	42	2.25	1.125
Grant Jackson, L ERA: 4.82	(9, 1)	0.1		1	0	0	0	0	0	0	0	0	0	0	1	1	0.00	0.000
Kent Tekulve, R ERA: 1.66	(9, 1)	0.2	S	2	0	0	0	1	0	0	0	0	0	0	4	4	0.00	0.000

PITCHER	IP	WLS	BF	H	R	ER	SO	BB	IBB	HBP	BLK	WP	HR	S	P	ERA	WHIP

BOTTOM

Pittsburgh Pirates @ Montreal Expos

Olympic Stadium, Montreal, QB

Fri May 19 1978, 7:05 PM EDT

Att. 13,088 - Unknown

livebaseballscorecards.com

AB	35
R	3
H	8
RBI	2
BB	1
SO	4
LOB	17

Batter	1	2	3	4	5	6	7	8	9	AB	R	H	RBI	BB	SO	LOB
Frank Taveras, R (1, 6) OBP: 0.294, SLG: 0.328	P4		SH1-3, S, F7, BB	K			1-3		1B	4	0	1	0	1	1	1
Omar Moreno, L (1, 8) OBP: 0.367, SLG: 0.311	HR, 3B		SH1-3 1-3		F9		1B, BB		K	3	1	1	0	1	1	1
Dave Parker, L (1, 9) OBP: 0.368, SLG: 0.518	HR, BB		F7 3-H		1B		1-2, 1B			3	1	2	0	1	0	1
John Milner, L (1, 7) OBP: 0.313, SLG: 0.256	K			HR, 1B	P4		K			4	1	1	0	0	2	5
Willie Stargell, L (1, 3) OBP: 0.343, SLG: 0.460	1-H, 3-H, HR			1-H, HR	4-3			K		4	2	2	5	0	1	1
Rennie Stennett, R (1, 4) OBP: 0.300, SLG: 0.362	4-3			4-3		4-3		F8		4	0	0	0	0	0	0
Ed Ott, L (1, 2) OBP: 0.286, SLG: 0.345		P6		1B, 2B		4-3		F8		4	1	1	0	0	0	0
Phil Garner, R (1, 5) OBP: 0.279, SLG: 0.379		K		K		6-3			5-3	4	0	0	0	0	2	1
Bert Blyleven, R (1, 1) OBP: 0.125, SLG: 0.087		F3		2-H, 1B			K		F8	4	0	1	1	0	1	0
Inning Stats	R: 3 E: 0 K: 1 S: 7 H: 2 LOB: 0 BB: 1 P: 11	R: 0 E: 0 K: 1 S: 5 H: 0 LOB: 0 BB: 0 P: 5	R: 0 E: 0 K: 0 S: 2 H: 0 LOB: 1 BB: 1 P: 6	R: 3 E: 0 K: 2 S: 11 H: 4 LOB: 1 BB: 0 P: 11	R: 0 E: 0 K: 0 S: 4 H: 1 LOB: 1 BB: 0 P: 4	R: 0 E: 0 K: 0 S: 3 H: 0 LOB: 0 BB: 0 P: 3	R: 0 E: 0 K: 2 S: 8 H: 1 LOB: 2 BB: 1 P: 12	R: 0 E: 0 K: 1 S: 5 H: 0 LOB: 0 BB: 0 P: 5	R: 0 E: 0 K: 1 S: 6 H: 1 LOB: 1 BB: 0 P: 6	1B: 5 2B: 1 3B: 1 HR: 2 SF: 0 SAC: 1 DP: 0 HBP: 0						

TOP

Pittsburgh Pirates @ Montreal Expos

Olympic Stadium, Montreal, QB

Sat May 20 1978, 3:33 AM EDT

Att. 13,834 - Unknown

livebaseballscorecards.com

AB	34
R	6
H	9
RBI	6
BB	3
SO	8
LOB	10

WP: 0	PA: 38
PB: 0	
SB: 1	
CS: 0	

PITCHER		IP	WLS	BF	H	R	ER	SO	BB	IBB	HBP	BLK	WP	HR	S	P	ERA	WHIP
Wayne Twitchell, R ERA: 5.73	(1, 1)	5.0	L	23	7	6	6	4	2	0	0	0	0	2	29	37	10.80	1.800
Hal Dues, R ERA: 3.27	(6, 1)	2.0		8	1	0	0	2	1	0	0	0	0	0	11	15	0.00	1.000
Darold Knowles, L ERA: 1.74	(8, 1)	2.0		7	1	0	0	2	0	0	0	0	0	0	11	11	0.00	0.500

PITCHER	IP	WLS	BF	H	R	ER	SO	BB	IBB	HBP	BLK	WP	HR	S	P	ERA	WHIP

Batter	1	2	3	4	5	6	7	8	9	AB	R	H	RBI	BB	SO	LOB
Warren Cromartie, L (1, 7) OBP: 0.355, SLG: 0.389	4-3		FC5-4 1B 1-2f			K		F9		4	0	0	0	0	1	2
Dave Cash, R (1, 4) OBP: 0.363, SLG: 0.413	5-3		1-3 1B			6-3		FC6-4 1-2f		4	0	1	0	0	0	1
Andre Dawson, R (1, 8) OBP: 0.323, SLG: 0.441	K		K			L6			K	4	0	0	0	0	3	2
Gary Carter, R (1, 2) OBP: 0.336, SLG: 0.414		BB		K			F9		P4	3	0	0	0	1	1	0
Ellis Valentine, R (1, 9) OBP: 0.313, SLG: 0.408		P4		F9			1B		6-3	4	0	1	0	0	0	1
Tony Perez, R (1, 3) OBP: 0.305, SLG: 0.331		K		1-3			G1-6-3 1-2 1B			3	0	1	0	0	1	1
Darold Knowles, L (8, 1) OBP: 0.500, SLG: 0.500										0	0	0	0	0	0	0
Wayne Garrett, L (1, 5) OBP: 0.226, SLG: 0.172		F8		F8			G1-6-3 1-2f			3	0	0	0	0	0	3
Chris Speier, R (1, 6) OBP: 0.372, SLG: 0.397			BB FC5-4	4-3				5-3		2	0	0	0	1	0	0
Wayne Twitchell, R (1, 1)			K	K				BB FC6-4		1	0	0	0	0	1	1
Jerry White, S (5, PH) OBP: 0.273, SLG: 0.200										1	0	0	0	0	1	0
Hal Dues, R (6, 1) OBP: 0.143, SLG: 0.143										0	0	0	0	0	0	0
Del Unser, L (8, 3) OBP: 0.364, SLG: 0.277										0	0	0	0	1	0	0
Inning Stats	R: 0 E: 0 K: 1 S: 5 H: 0 LOB: 0 BB: 0 P: 5	R: 0 E: 0 K: 1 S: 5 H: 0 LOB: 1 BB: 1 P: 9	R: 0 E: 0 K: 2 S: 8 H: 1 LOB: 2 BB: 1 P: 12	R: 0 E: 0 K: 1 S: 5 H: 0 LOB: 0 BB: 0 P: 5	R: 0 E: 0 K: 1 S: 5 H: 0 LOB: 0 BB: 0 P: 5	R: 0 E: 0 K: 1 S: 5 H: 0 LOB: 0 BB: 0 P: 5	R: 0 E: 0 K: 0 S: 4 H: 2 LOB: 1 BB: 0 P: 4	R: 0 E: 0 K: 0 S: 3 H: 0 LOB: 1 BB: 1 P: 7	R: 0 E: 0 K: 1 S: 5 H: 0 LOB: 0 BB: 0 P: 5	1B: 3 2B: 0 3B: 0 HR: 0 SF: 0 SAC: 0 DP: 1 HBP: 0						

PITCHER	IP	WLS	BF	H	R	ER	SO	BB	IBB	HBP	BLK	WP	HR	S	P	ERA	WHIP
Bert Blyleven, R (1, 1) ERA: 4.1	9.0	W	32	3	0	0	8	3	0	0	0	0	0	45	57	0.00	0.667

PITCHER	IP	WLS	BF	H	R	ER	SO	BB	IBB	HBP	BLK	WP	HR	S	P	ERA	WHIP

BOTTOM

Pittsburgh Pirates @ Montreal Expos

Olympic Stadium, Montreal, QB

Sat May 20 1978, 3:33 AM EDT

Att. 13,834 - Unknown

livebaseballscorecards.com

AB	29
R	0
H	3
RBI	0
BB	3
SO	8
LOB	11

PA: 32

WP: 0
PB: 0
SB: 0
CS: 0

Batter	1	2	3	4	5	6	7	8	9	AB	R	H	RBI	BB	SO	LOB
Frank Taveras, R (1, 6) OBP: 0.304, SLG: 0.333	G3 1B		F7			F2	S IBB		1B 1-2 HR 1B	4	1	2	0	1	0	1
Omar Moreno, L (1, 8) OBP: 0.362, SLG: 0.331	G3 1-2		4-3			HR	5-3 1-2		S S S K	5	1	1	1	0	1	6
Dave Parker, L (1, 9) OBP: 0.369, SLG: 0.514	F9			P5		P6		CS 1B	HR 1-2 2-3 1B	5	1	2	0	0	0	1
Rennie Stennett, R (1, 4) OBP: 0.296, SLG: 0.380	4-3			F7		5-3		F7 1-2	1-H 2-H 3-H HR	5	1	1	4	0	0	2
Manny Sanguillen, R (1, 3) OBP: 0.333, SLG: 0.447 Willie Stargell, L (7, 3) OBP: 0.356, SLG: 0.466		L4		6-3			4-3 B B B B	BB	1B	3 1	0 0	0 1	0 0	0 1	0 0	0 0
Phil Garner, R (1, 5) OBP: 0.291, SLG: 0.383		CS 1B			F9		2B 1B	BB 1-2	S S S K	4	1	2	0	1	1	1
Steve Brye, R (1, 7) OBP: 0.346, SLG: 0.404		P4 1-2			5-3		1B 1-H 2B	F9		4	1	1	1	0	0	3
Duffy Dyer, R (1, 2) OBP: 0.365, SLG: 0.400			SH1-4 1B		B B B B BB		6-3 2-H 1B		1B 1B HR 1B	3	1	3	1	1	0	0
John Candelaria, L (1, 1) OBP: 0.227, SLG: 0.200 Kent Tekulve, R (8, 1)			SH1-4 1-2		1-3		6-3 2-3		L1	2 1	0 0	0 0	0 0	0 0	0 0	2 1
Inning Stats	R: 0 E: 0 K: 0 S: 4 H: 1 LOB: 1 BB: 0 P: 4	R: 0 E: 0 K: 0 S: 3 H: 1 LOB: 0 BB: 0 P: 3	R: 0 E: 0 K: 0 S: 4 H: 1 LOB: 1 BB: 0 P: 4	R: 0 E: 0 K: 0 S: 3 H: 0 LOB: 0 BB: 0 P: 3	R: 0 E: 0 K: 0 S: 3 H: 0 LOB: 1 BB: 1 P: 7	R: 1 E: 0 K: 0 S: 4 H: 1 LOB: 0 BB: 0 P: 4	R: 2 E: 0 K: 0 S: 6 H: 3 LOB: 2 BB: 1 P: 10	R: 0 E: 0 K: 0 S: 3 H: 1 LOB: 2 BB: 2 P: 11	R: 4 E: 0 K: 2 S: 12 H: 5 LOB: 1 BB: 0 P: 12	1B: 10 2B: 1 3B: 0 HR: 2 SF: 0 SAC: 1 DP: 0 HBP: 0						

PITCHER		IP	WLS	BF	H	R	ER	SO	BB	IBB	HBP	BLK	WP	HR	S	P	ERA	WHIP
Ross Grimsley, L ERA: 2.6	(1, 1)	7.0	L	29	7	3	3	0	1	1	0	0	0	1	27	35	3.86	1.143
Dan Schatzeder, L ERA: 4.76	(8, 1)	1.2		10	4	3	3	1	2	0	0	0	0	0	10	18	16.20	3.600
Bill Atkinson, R ERA: 3.09	(9, 1)	0.1		3	2	1	1	1	0	0	0	0	0	1	5	5	27.00	6.000

PITCHER	IP	WLS	BF	H	R	ER	SO	BB	IBB	HBP	BLK	WP	HR	S	P	ERA	WHIP

TOP

Pittsburgh Pirates @ Montreal Expos

Olympic Stadium, Montreal, QB

Sun May 21 1978, 3:33 AM EDT

Att. 20,016 - Unknown

livebaseballscorecards.com

AB	37
R	7
H	13
RBI	7
BB	4
SO	2
LOB	17

Batter	1	2	3	4	5	6	7	8	9	AB	R	H	RBI	BB	SO	LOB
Warren Cromartie, L (1, 7) OBP: 0.345, SLG: 0.377	4-3		F3		6-3		5-3			4	0	0	0	0	0	2
Dave Cash, R (1, 4) OBP: 0.360, SLG: 0.408	F3			F9		FC6-4 1B		L4		4	0	1	0	0	0	0
Andre Dawson, R (1, 8) OBP: 0.315, SLG: 0.429	F7			F8		FC6-4 FC6-4 1-2f		E6		4	0	0	0	0	0	1
Gary Carter, R (1, 2) OBP: 0.333, SLG: 0.409		F9		2B 1B		L5		F2		4	0	1	0	0	0	2
Ellis Valentine, R (1, 9) OBP: 0.311, SLG: 0.411		F8		1-3 2B		FC6-4 1-2f		K		4	0	1	0	0	1	2
Tony Perez, R (1, 3) OBP: 0.317, SLG: 0.338		1B		4-0 IBB			5-3		G6-3 1B	3	0	2	0	1	0	0
Larry Parrish, R (1, 5) OBP: 0.301, SLG: 0.423		K		6-3			K		P4	4	0	0	0	0	2	5
Chris Speier, R (1, 6) OBP: 0.369, SLG: 0.392			5-3		L6		BB 1B		G6-3 1-2f	4	0	1	0	0	0	1
Ross Grimsley, L (1, 1) OBP: 0.185, SLG: 0.120			5-3		K		1-2 BB			2	0	0	0	0	1	0
Stan Papi, R (7, PH) OBP: 0.231, SLG: 0.250										0	0	0	0	1	0	0
Dan Schatzeder, L (8, 1)										0	0	0	0	0	0	0
Bill Atkinson, L (9, 1) OBP: 0.667, SLG: 0.667										0	0	0	0	0	0	0
Inning Stats	R: 0 E: 0 K: 0 S: 3 H: 0 LOB: 0 BB: 0 P: 3	R: 0 E: 0 K: 1 S: 6 H: 1 LOB: 1 BB: 0 P: 6	R: 0 E: 0 K: 0 S: 3 H: 0 LOB: 0 BB: 0 P: 3	R: 0 E: 0 K: 0 S: 5 H: 2 LOB: 3 BB: 1 P: 9	R: 0 E: 0 K: 1 S: 5 H: 0 LOB: 0 BB: 0 P: 5	R: 0 E: 0 K: 0 S: 4 H: 1 LOB: 1 BB: 0 P: 4	R: 0 E: 0 K: 1 S: 6 H: 1 LOB: 2 BB: 1 P: 10	R: 0 E: 1 K: 1 S: 6 H: 0 LOB: 1 BB: 0 P: 6	R: 0 E: 0 K: 0 S: 3 H: 1 LOB: 0 BB: 0 P: 3	1B: 5 2B: 1 3B: 0 HR: 0	SF: 0 SAC: 0 DP: 1 HBP: 0		WP: 0 PB: 0 SB: 0 CS: 0		PA: 35		

PITCHER		IP	WLS	BF	H	R	ER	SO	BB	IBB	HBP	BLK	WP	HR	S	P	ERA	WHIP
John Candelaria, L ERA: 3.93	(1, 1)	7.0	W	28	5	0	0	3	1	1	0	0	0	0	32	40	0.00	0.857
Kent Tekulve, R ERA: 1.52	(8, 1)	2.0	S	7	1	0	0	1	0	0	0	0	0	0	9	9	0.00	0.500

PITCHER	IP	WLS	BF	H	R	ER	SO	BB	IBB	HBP	BLK	WP	HR	S	P	ERA	WHIP

BOTTOM

Pittsburgh Pirates @ Montreal Expos

Olympic Stadium, Montreal, QB

Sun May 21 1978, 3:33 AM EDT

Att. 20,016 - Unknown

livebaseballscorecards.com

AB	33
R	0
H	6
RBI	0
BB	2
SO	4
LOB	13

Batter	1	2	3	4	5	6	7	8	9	AB	R	H	RBI	BB	SO	LOB
Frank Taveras, R (1, 6) OBP: 0.303, SLG: 0.331	F7			K			6-3	1B		4	0	1	2	0	1	0
Omar Moreno, L (1, 8) OBP: 0.353, SLG: 0.321	K			1-3			K	K		4	0	0	0	0	3	2
Dave Parker, L (1, 9) OBP: 0.366, SLG: 0.503	F9			K			BB		4-3	3	0	0	0	1	1	0
John Milner, L (1, 7) OBP: 0.308, SLG: 0.256		K			P4		4-3		FC3-6 1B	4	0	1	0	0	1	1
Willie Stargell, L (1, 3) OBP: 0.352, SLG: 0.451		4-3			G4-6-3 BB			K	FC3-6 FC5-4 1-2f	3	0	0	0	1	1	1
Rennie Stennett, R (1, 4) OBP: 0.295, SLG: 0.376		K			G4-6-3 1-2f			1B 1B 1B 1B	FC5-4 1-2f	4	1	1	0	0	1	2
Ed Ott, L (1, 2) OBP: 0.287, SLG: 0.345			6-3			1-3		1B 1B 1-2		3	1	1	0	0	0	0
Phil Garner, R (1, 5) OBP: 0.292, SLG: 0.382			5-3			P3		1B 1-2 2-3		3	0	1	0	0	0	0
Jim Rooker, R (1, 1) OBP: 0.071, SLG: 0.071 Fernando Gonzalez, R (6, PH) OBP: 0.222, SLG: 0.176 Jim Bibby, R (6, 1) OBP: 0.600, SLG: 0.333 Jim Fregosi, R (8, PH) OBP: 0.350, SLG: 0.133 Kent Tekulve, R (8, 1)			5-3			F9		K		1 1 0 1 0	0 0 0 0 0	0 0 0 0 0	0 0 0 0 0	0 0 0 1 0	0 0 0 3 0	0 0 0 0 0

TOP

Pittsburgh Pirates @ Montreal Expos

Olympic Stadium, Montreal, QB

Mon May 22 1978, 3:33 AM EDT

Att. 12,300 - Sunny

livebaseballscorecards.com

AB	31
R	2
H	5
RBI	2
BB	2
SO	9
LOB	9

Inning Stats	1	2	3	4	5	6	7	8	9	1B: 5	SF: 0	WP: 0	PA: 33
R:	0	0	0	0	0	0	0	2	0	2B: 0	SAC: 0	PB: 0	
E:	0	0	0	0	0	0	0	0	0	3B: 0	DP: 1	SB: 0	
K:	1	2	0	2	0	0	1	3	0	HR: 0	HBP: 0	CS: 0	
S:	5	7	3	7	2	3	5	13	4				
H:	0	0	0	0	0	0	0	4	1				
LOB:	0	0	0	0	0	0	1	2	0				
BB:	0	0	0	0	1	1	1	0	0				
P:	5	7	3	7	6	3	9	13	4				

PITCHER		IP	WLS	BF	H	R	ER	SO	BB	IBB	HBP	BLK	WP	HR	S	P	ERA	WHIP
Steve Rogers, R ERA: 2.69	(1, 1)	7.2	W	28	4	2	2	8	2	0	0	0	0	0	42	50	2.35	0.783
Darold Knowles, L ERA: 1.64	(8, 1)	1.1	S	5	1	0	0	1	0	0	0	0	0	0	7	7	0.00	0.750

BOTTOM

Batter	1	2	3	4	5	6	7	8	9	AB	R	H	RBI	BB	SO	LOB
Dave Cash, R (1, 4) OBP: 0.370, SLG: 0.420	x 0-0 BB 2B 1B		x 0-0 ① 6-3		x 0-0 1B 2B		B B B B 4-0 BB			3	2	2	0	1	0	0
Del Unser, L (9, 3) OBP: 0.364, SLG: 0.277										0	0	0	0	0	0	0
Chris Speier, R (1, 6) OBP: 0.366, SLG: 0.387	x 0-0 ① F8		x 0-0 ② 4-3		x 0-0 2-H 1B		x 0-0 ③ F8			4	0	1	1	0	0	2
Gary Carter, R (1, 2) OBP: 0.344, SLG: 0.406	B B B B 4-0 1-2 2B BB		B B B B 4-0 BB		x 0-0 ③ F3			B B B B 4-0 2B BB		1	2	0	0	3	0	1
Tony Perez, R (1, 3) OBP: 0.322, SLG: 0.346	S S S 0-3 ② K		x 0-0 ③ 5-3			B B B B 4-0 WP G3 BB		x 0-0 WP 1-H 1B 2B		3	0	1	1	1	1	3
Pepe Frias, R (8, PR) (9, 4) OBP: 0.667, SLG: 1.667										0	1	0	0	0	0	0
Ellis Valentine, R (1, 9) OBP: 0.317, SLG: 0.421	x 0-0 1-H 2-H 2B			x 0-0 G5-4-3 1B		x 0-0 ① F9		x 0-0 ① 5-3 2-3		4	0	2	2	0	0	2
Warren Cromartie, L (1, 7) OBP: 0.342, SLG: 0.373	S S S 0-3 ③ K			x 0-0 ① F7		x 0-0 ② G3 1-2		x 0-0 PB S 3-H 1B		4	0	1	1	0	1	3
Andre Dawson, R (1, 8) OBP: 0.307, SLG: 0.417		x 0-0 ① 6-3		x 0-0 ② ③ G5-4-3 1-2f		S S S 0-3 ③ K 2-3		x 0-0 ② 6-3 1-3		4	0	0	0	0	1	4
Larry Parrish, R (1, 5) OBP: 0.300, SLG: 0.414		B B B B 4-0 G1-6-3 BB			S S S 0-3 ① K		x 0-0 ① 4-3	x 0-0 ③ F8		3	0	0	0	1	1	2
Steve Rogers, R (1, 1) OBP: 0.148, SLG: 0.115		x 0-0 ② ③ G1-6-3 1-2f			x 0-0 ② 1-3		S S S 0-3 ② K			3	0	0	0	0	1	1
Darold Knowles, L (8, 1) OBP: 0.500, SLG: 0.500										0	0	0	0	0	0	0
Inning Stats	R: 2 E: 0 K: 2 S: 9 H: 2 LOB: 1 BB: 1 P: 13	R: 0 E: 0 K: 0 S: 2 H: 0 LOB: 0 BB: 1 P: 6	R: 0 E: 0 K: 0 S: 3 H: 0 LOB: 1 BB: 1 P: 7	R: 0 E: 0 K: 0 S: 3 H: 1 LOB: 0 BB: 0 P: 3	R: 1 E: 0 K: 1 S: 7 H: 2 LOB: 1 BB: 0 P: 7	R: 0 E: 0 K: 1 S: 5 H: 0 LOB: 1 BB: 1 P: 9	R: 0 E: 0 K: 1 S: 5 H: 0 LOB: 1 BB: 1 P: 9	R: 2 E: 0 K: 0 S: 5 H: 2 LOB: 2 BB: 1 P: 9		1B: 4 2B: 3 3B: 0 HR: 0	SF: 0 SAC: 0 DP: 2 HBP: 0					

PITCHER	IP	WLS	BF	H	R	ER	SO	BB	IBB	HBP	BLK	WP	HR	S	P	ERA	WHIP
Jim Rooker, L (1, 1) ERA: 6.03	5.0	L	21	5	3	3	3	3	0	0	0	0	0	24	36	5.40	1.600
Jim Bibby, R (6, 1) ERA: 2.45	2.0		8	0	0	0	2	2	0	0	0	1	0	10	18	0.00	1.000
Kent Tekulve, R (8, 1) ERA: 2.19	1.0		6	2	2	2	0	1	0	0	0	1	0	5	9	18.00	3.000

PITCHER	IP	WLS	BF	H	R	ER	SO	BB	IBB	HBP	BLK	WP	HR	S	P	ERA	WHIP

Pittsburgh Pirates @ Montreal Expos

Olympic Stadium, Montreal, QB

Mon May 22 1978, 3:33 AM EDT

Att. 12,300 - Sunny

livebaseballscorecards.com

AB	29
R	5
H	7
RBI	5
BB	6
SO	5
LOB	18

WP: 2 PB: 1 SB: 1 CS: 0 PA: 35

Batter	1	2	3	4	5	6	7	8	9	AB	R	H	RBI	BB	SO	LOB
Dave Cash, R (1, 4) OBP: 0.361, SLG: 0.409	4-3		E4 CS 3-H		5-3		G5-4-3 1-2f			4	0	0	0	0	0	3
Del Unser, L (8, 3) OBP: 0.364, SLG: 0.277										0	0	0	0	0	0	0
Chris Speier, R (1, 6) OBP: 0.369, SLG: 0.391	4-3		CS 1-2	1B		1B		F8		4	0	2	0	0	0	0
Gary Carter, R (1, 2) OBP: 0.341, SLG: 0.401	F9			F2		FC5-2-5-2-6-3 1-3 E 1B		5-3		4	1	1	0	0	0	1
Tony Perez, R (1, 3) OBP: 0.320, SLG: 0.350		L4-6 2B		F8		FC5-2-5-2-6-3 E 1-3 SF9 3-H		SSS K		4	1	1	0	0	1	3
Pepe Frias, R (8, 4) OBP: 0.667, SLG: 1.667										0	0	0	0	0	0	0
Ellis Valentine, R (1, 9) OBP: 0.308, SLG: 0.409		6-3		F9		E6 SF9 2-3 3-H			6-3	4	0	0	1	0	0	3
Warren Cromartie, L (1, 7) OBP: 0.340, SLG: 0.380		L4-6 2-3			5-3	SF9 2-3 3-H			2B	3	1	1	1	0	0	1
Andre Dawson, R (1, 8) OBP: 0.312, SLG: 0.426			F9 WP E 1B		SSS K	5-3			2B 2-H	4	1	2	1	0	1	1
Larry Parrish, R (1, 5) OBP: 0.299, SLG: 0.409			F9 1-3		1B		5-3		F7	4	0	1	0	0	0	2
Rudy May, L (1, 1) OBP: 0.263, SLG: 0.235			SSS K		1-3 1B		BBB G5-4-3 BB		5-3	2	0	1	0	1	1	1
Mike Garman, R (7, 1)										1	0	0	0	0	0	1
Inning Stats	R: 0 E: 0 K: 0 S: 3 / H: 0 LOB: 0 BB: 0 P: 3	R: 0 E: 0 K: 0 S: 3 / H: 1 LOB: 0 BB: 0 P: 3	R: 1 E: 1 K: 1 S: 6 / H: 1 LOB: 0 BB: 0 P: 6	R: 0 E: 0 K: 0 S: 4 / H: 1 LOB: 1 BB: 0 P: 4	R: 0 E: 0 K: 1 S: 7 / H: 2 LOB: 2 BB: 0 P: 7	R: 2 E: 1 K: 0 S: 6 / H: 2 LOB: 1 BB: 0 P: 6	R: 0 E: 0 K: 0 S: 2 / H: 0 LOB: 0 BB: 1 P: 6	R: 0 E: 0 K: 1 S: 5 / H: 0 LOB: 0 BB: 0 P: 5	R: 1 E: 0 K: 0 S: 5 / H: 2 LOB: 1 BB: 0 P: 5	1B: 6 2B: 4 3B: 0 HR: 0	SF: 1 SAC: 0 DP: 2 HBP: 0					

PITCHER	IP	WLS	BF	H	R	ER	SO	BB	IBB	HBP	BLK	WP	HR	S	P	ERA	WHIP
Bob Forsch, R (1, 1) ERA: 2.28	7.0	L	28	7	3	1	2	1	0	0	0	1	0	31	35	1.29	1.143
Pete Vuckovich, R (8, 1) ERA: 2.83	2.0		8	2	1	1	1	0	0	0	0	0	0	10	10	4.50	1.000

PITCHER	IP	WLS	BF	H	R	ER	SO	BB	IBB	HBP	BLK	WP	HR	S	P	ERA	WHIP

TOP

Montreal Expos @ St. Louis Cardinals

Busch Stadium, St. Louis, MO

Tue May 23 1978, 7:05 PM CDT

Att. 11,128 - Unknown

livebaseballscorecards.com

AB	34
R	4
H	9
RBI	3
BB	1
SO	3
LOB	16

PA: 37

1B: 6	SF: 1	WP: 1	
2B: 4	SAC: 0	PB: 0	
3B: 0	DP: 2	SB: 0	
HR: 0	HBP: 0	CS: 1	

Batter	1	2	3	4	5	6	7	8	9	AB	R	H	RBI	BB	SO	LOB
Lou Brock, L (1, 7) OBP: 0.311, SLG: 0.288	4-3		F7		4-3		4-3			4	0	0	0	0	0	4
Garry Templeton, S (1, 6) OBP: 0.236, SLG: 0.284	5-3			6-3		K		K		4	0	0	0	0	2	0
Keith Hernandez, L (1, 3) OBP: 0.389, SLG: 0.439	G3			1B		F5		3-1		4	0	1	0	0	0	0
Ted Simmons, S (1, 2) OBP: 0.404, SLG: 0.514		BB CS		L7		1B		1B		3	0	2	0	1	0	1
Jerry Morales, R (1, 9) OBP: 0.273, SLG: 0.333		K 1-2		4-3		F8		1-3		4	0	0	0	0	1	4
Ken Reitz, R (1, 5) OBP: 0.293, SLG: 0.373		L7			FC6-4 1B		5-3		BB G5-4-3	3	0	1	0	1	0	0
Jerry Mumphrey, S (1, 8) OBP: 0.253, SLG: 0.210			E4 1B BLK		FC6-4 1-2f 2B	1B		G5-4-3 1-2f		4	1	1	0	0	0	2
Mike Tyson, R (1, 4) OBP: 0.318, SLG: 0.400 Mike Phillips, L (9, PH) OBP: 0.348, SLG: 0.455			F3		F7	1-2 1B			L9	3 1	0 0	1 0	0 0	0 0	0 0	2 0
Bob Forsch, R (1, 1) OBP: 0.250, SLG: 0.357 Roger Freed, R (7, PH) OBP: 0.267, SLG: 0.571 Pete Vuckovich, R (8, 1)			1-3 1B		1-H 2B		P6			2 1 0	0 0 0	2 0 0	1 0 0	0 0 0	0 0 0	0 2 0
Inning Stats	R: 0 E: 0 K: 0 S: 3 H: 0 LOB: 0 BB: 0 P: 3	R: 0 E: 0 K: 1 S: 4 H: 0 LOB: 0 BB: 1 P: 8	R: 0 E: 1 K: 0 S: 4 H: 1 LOB: 1 BB: 0 P: 4	R: 0 E: 0 K: 0 S: 4 H: 1 LOB: 1 BB: 0 P: 4	R: 1 E: 0 K: 0 S: 5 H: 2 LOB: 1 BB: 0 P: 5	R: 0 E: 0 K: 1 S: 6 H: 1 LOB: 1 BB: 0 P: 6	R: 0 E: 0 K: 0 S: 5 H: 2 LOB: 2 BB: 0 P: 5	R: 0 E: 0 K: 1 S: 6 H: 1 LOB: 1 BB: 0 P: 6	R: 0 E: 0 K: 0 S: 2 H: 0 LOB: 0 BB: 1 P: 6	1B: 7 2B: 2 3B: 0 HR: 0	SF: 0 SAC: 0 DP: 2 HBP: 0						

PITCHER	IP	WLS	BF	H	R	ER	SO	BB	IBB	HBP	BLK	WP	HR	S	P	ERA	WHIP
Rudy May, L (1, 1) ERA: 4.19	6.1	W	26	7	1	1	2	1	0	0	1	0	0	29	33	1.42	1.263
Mike Garman, R (7, 1) ERA: 3.79	2.2	S	9	1	0	0	1	1	0	0	0	0	0	10	14	0.00	0.750

PITCHER	IP	WLS	BF	H	R	ER	SO	BB	IBB	HBP	BLK	WP	HR	S	P	ERA	WHIP

BOTTOM

Montreal Expos @ St. Louis Cardinals

Busch Stadium, St. Louis, MO

Tue May 23 1978, 7:05 PM CDT

Att. 11,128 - Unknown

livebaseballscorecards.com

AB	33
R	1
H	8
RBI	1
BB	2
SO	3
LOB	15

1B: 7	SF: 0	WP: 0	PA: 35
2B: 2	SAC: 0	PB: 0	
3B: 0	DP: 2	SB: 0	
HR: 0	HBP: 0	CS: 1	

Batter	1	2	3	4	5	6	7	8	9	AB	R	H	RBI	BB	SO	LOB
Dave Cash, R (1, 4) OBP: 0.358, SLG: 0.401	4-3			BBBB 4-0 CS BB			1-3		4-3	3	0	0	0	1	0	0
Chris Speier, R (1, 6) OBP: 0.362, SLG: 0.382	6-3			0-0 5-3 1-2			G3			3	0	0	0	0	0	1
Gary Carter, R (1, 2) OBP: 0.341, SLG: 0.400	F8			L5			1B			3	0	1	0	0	0	0
Tony Perez, R (1, 3) OBP: 0.314, SLG: 0.343		SSS 0-3 K			1-3		F8			3	0	0	0	0	1	1
Ellis Valentine, R (1, 9) OBP: 0.308, SLG: 0.403		H 1-0 G1-6-3 HBP			5-3			4-3		2	0	0	0	0	0	0
Warren Cromartie, L (1, 7) OBP: 0.333, SLG: 0.371		G1-6-3 1-2f			1-3			F7		3	0	0	0	0	0	1
Andre Dawson, R (1, 8) OBP: 0.312, SLG: 0.424			5-3			G1-6-3 1B		6-3		3	0	1	0	0	0	0
Larry Parrish, R (1, 5) OBP: 0.293, SLG: 0.400			4-3			G1-6-3 1-2f			F9	3	0	0	0	0	0	1
Hal Dues, R (1, 1) OBP: 0.125, SLG: 0.125			SSS 0-3 K			SSS 0-3 K			1-3	1	0	0	0	0	1	0
Wayne Garrett, L (6, PH) OBP: 0.219, SLG: 0.167										1	0	0	0	0	1	0
Dan Schatzeder, L (6, 1)										0	0	0	0	0	0	0
Del Unser, L (9, PH) OBP: 0.357, SLG: 0.271										1	0	0	0	0	0	0
Inning Stats	R: 0 E: 0 K: 0 S: 3 H: 0 LOB: 0 BB: 0 P: 3	R: 0 E: 0 K: 1 S: 4 H: 0 LOB: 0 BB: 0 P: 5	R: 0 E: 0 K: 1 S: 5 H: 0 LOB: 0 BB: 0 P: 5	R: 0 E: 0 K: 0 S: 2 H: 0 LOB: 0 BB: 1 P: 6	R: 0 E: 0 K: 0 S: 3 H: 0 LOB: 0 BB: 0 P: 3	R: 0 E: 0 K: 1 S: 5 H: 1 LOB: 0 BB: 0 P: 5	R: 0 E: 0 K: 0 S: 4 H: 1 LOB: 1 BB: 0 P: 4	R: 0 E: 0 K: 0 S: 3 H: 0 LOB: 0 BB: 0 P: 3	R: 0 E: 0 K: 0 S: 3 H: 0 LOB: 0 BB: 0 P: 3	1B: 2 2B: 0 3B: 0 HR: 0	SF: 0 SAC: 0 DP: 2 HBP: 1						

PITCHER	IP	WLS	BF	H	R	ER	SO	BB	IBB	HBP	BLK	WP	HR	S	P	ERA	WHIP
John Denny, R (1, 1) ERA: 2.96	9.0	W	28	2	0	0	3	1	0	1	0	0	0	32	37	0.00	0.333

PITCHER	IP	WLS	BF	H	R	ER	SO	BB	IBB	HBP	BLK	WP	HR	S	P	ERA	WHIP

TOP

Montreal Expos @ St. Louis Cardinals

Busch Stadium, St. Louis, MO

Wed May 24 1978, 7:05 PM CDT

Att. 12,135 - Unknown

livebaseballscorecards.com

AB	26
R	0
H	2
RBI	0
BB	1
SO	3
LOB	4

1B: 2	SF: 0	WP: 0	PA: 28
2B: 0	SAC: 0	PB: 0	
3B: 0	DP: 2	SB: 0	
HR: 0	HBP: 1	CS: 1	

Batter	1	2	3	4	5	6	7	8	9	AB	R	H	RBI	BB	SO	LOB
Garry Templeton, S (1, 6) OBP: 0.231, SLG: 0.278	6-3		FC3-2-5 E 1B 3-H	F7			F3			4	1	0	0	0	0	2
Jim Dwyer, L (1, 7) OBP: 0.318, SLG: 0.375	1B		1-0 E 1B HBP		1B			F9		3	1	2	0	0	0	0
Ken Reitz, R (1, 5) OBP: 0.286, SLG: 0.363	F9		E5 1B 1-2 2-3		F7			K		4	0	0	0	0	1	3
Ted Simmons, S (1, 2) OBP: 0.400, SLG: 0.507	4-3		1B 1-3 2-H 3-H		4-3			P5		4	0	1	2	0	0	1
Keith Hernandez, L (1, 3) OBP: 0.393, SLG: 0.437		BB G6-4-3	IBB			L7				1	0	0	0	2	0	0
Dane Iorg, L (1, 9) OBP: 0.267, SLG: 0.185 Jerry Morales, R (6, PH) OBP: 0.272, SLG: 0.331 (7, 9)		F7	4-3			K				2 1	0 0	0 0	0 0	0 0	0 1	4 0
Jerry Mumphrey, S (1, 8) OBP: 0.245, SLG: 0.202		G6-4-3 1-2f		6-3		F9				3	0	0	0	0	0	1
Mike Phillips, L (1, 4) OBP: 0.385, SLG: 0.520			E9 FC3-2-5 2B	SH2-4 1B			K			3	0	2	0	0	1	0
John Denny, R (1, 1) OBP: 0.280, SLG: 0.375			K	SH2-4 1-2			F3			2	0	0	0	0	1	1
Inning Stats	R: 0 E: 0 K: 0 S: 4 H: 1 LOB: 1 BB: 0 P: 4	R: 0 E: 0 K: 0 S: 2 H: 0 LOB: 0 BB: 1 P: 6	R: 2 E: 2 K: 1 S: 8 H: 2 LOB: 3 BB: 1 P: 13	R: 0 E: 0 K: 0 S: 4 H: 1 LOB: 1 BB: 0 P: 4	R: 0 E: 0 K: 0 S: 3 H: 1 LOB: 0 BB: 0 P: 3	R: 0 E: 0 K: 1 S: 5 H: 0 LOB: 0 BB: 0 P: 5	R: 0 E: 0 K: 1 S: 5 H: 0 LOB: 0 BB: 0 P: 5	R: 0 E: 0 K: 1 S: 5 H: 0 LOB: 0 BB: 0 P: 5		1B: 4 2B: 1 3B: 0 HR: 0 SF: 0 SAC: 1 DP: 1 HBP: 1						

PITCHER		IP	WLS	BF	H	R	ER	SO	BB	IBB	HBP	BLK	WP	HR	S	P	ERA	WHIP
Hal Dues, R ERA: 2.67	(1, 1)	5.0	L	22	5	2	0	1	1	1	1	0	0	0	21	30	0.00	1.200
Dan Schatzeder, L ERA: 3.12	(6, 1)	3.0		9	0	0	0	3	0	0	0	0	0	0	15	15	0.00	0.000

PITCHER	IP	WLS	BF	H	R	ER	SO	BB	IBB	HBP	BLK	WP	HR	S	P	ERA	WHIP

BOTTOM

Montreal Expos @ St. Louis Cardinals

Busch Stadium, St. Louis, MO

Wed May 24 1978, 7:05 PM CDT
Att. 12,135 - Unknown

livebaseballscorecards.com

AB	27
R	2
H	5
RBI	2
BB	2
SO	4
LOB	12

Batter	1	2	3	4	5	6	7	8	9	AB	R	H	RBI	BB	SO	LOB
Dave Cash, R (1, 4) OBP: 0.354, SLG: 0.396	F8		SH1-4 1-2 2-3	G4 2-H		1-3		2B 2-H		2	0	0	1	0	0	0
Pepe Frias, R (4, 4) OBP: 0.600, SLG: 1.400										2	0	1	1	0	0	0
Chris Speier, R (1, 6) OBP: 0.370, SLG: 0.386	FC3-6 1B		1B FC3 E HBP	5-3		5-3		F8		1	1	1	0	0	0	0
Stan Papi, R (4, PH) OBP: 0.188, SLG: 0.200										3	0	0	0	0	0	1
(4, 6)																
Del Unser, L (1, 3) OBP: 0.344, SLG: 0.264	FC3-6 FC1-6-4 1-2f		FC3 E E 1-2 2-3 3-H		1B 1B 1B		K	P5		5	2	1	1	0	1	4
Gary Carter, R (1, 2) OBP: 0.345, SLG: 0.403	FC1-6-4 1-2f		E1 SF9 1-H 2-H 3-H 1B		1B 2B 1-2 1B		3-1		K	4	2	2	1	0	0	1
Bob Reece, R (7, 2) OBP: 0.200, SLG: 0.400										1	0	0	0	0	1	0
Ellis Valentine, R (1, 9) OBP: 0.309, SLG: 0.404		K	SF9 3-H		2B 1-3 2-H 1B		1B 1B		G3	2	1	1	2	0	1	0
Sam Mejias, R (6, 9) OBP: 0.273, SLG: 0.200										2	0	1	0	0	0	0
Warren Cromartie, L (1, 7) OBP: 0.335, SLG: 0.379		4-3	6-3		L6-4 1-H 3-H 2B		FC6-4 1-2 1B		1-3	5	0	2	2	0	0	0
Andre Dawson, R (1, 8) OBP: 0.305, SLG: 0.414		F9		E6 S 1B	L6-4 2-3		FC6-4 1-2f			4	1	0	0	0	0	3
Larry Parrish, R (1, 5) OBP: 0.293, SLG: 0.399			E6 SH1-4 FC3	WP SH1-3 1-H G4 1B	K			SH5-4 2B 1B		3	2	1	1	0	1	0
Wayne Garrett, L (6, 5) OBP: 0.242, SLG: 0.194										1	1	1	0	0	0	0
Ross Grimsley, L (1, 1) OBP: 0.207, SLG: 0.115			FC3 SH1-4 1B HBP	SH1-3 1-2		K		SH5-4 1-2		1	1	0	0	0	1	0
Inning Stats	R: 0 E: 0 K: 0 S: 4 H: 1 LOB: 1 BB: 0 P: 4	R: 0 E: 0 K: 1 S: 5 H: 0 LOB: 0 BB: 0 P: 5	R: 5 E: 2 K: 0 S: 6 H: 1 LOB: 0 BB: 0 P: 8	R: 2 E: 1 K: 0 S: 5 H: 1 LOB: 0 BB: 0 P: 5	R: 3 E: 0 K: 1 S: 8 H: 4 LOB: 0 BB: 0 P: 8	R: 0 E: 0 K: 1 S: 5 H: 0 LOB: 0 BB: 0 P: 5	R: 0 E: 0 K: 1 S: 7 H: 2 LOB: 2 BB: 0 P: 7	R: 1 E: 0 K: 0 S: 5 H: 2 LOB: 1 BB: 0 P: 5	R: 0 E: 0 K: 1 S: 5 H: 0 LOB: 0 BB: 0 P: 5	1B: 9 2B: 3 3B: 0 HR: 0 SF: 1 SAC: 3 DP: 1 HBP: 2	WP: 1 PB: 0 SB: 1 CS: 0 PA: 42					

TOP

Montreal Expos @ St. Louis Cardinals

Busch Stadium, St. Louis, MO

Thu May 25 1978, 3:33 AM CDT

Att. 8,948 - Unknown

livebaseballscorecards.com

AB	36
R	11
H	11
RBI	9
BB	0
SO	5
LOB	9

PITCHER		IP	WLS	BF	H	R	ER	SO	BB	IBB	HBP	BLK	WP	HR	S	P	ERA	WHIP
John Urrea, R ERA: 4.85	(1, 1)	4.0	L	23	6	10	3	1	0	0	2	0	1	0	23	25	6.75	1.500
Mark Littell, R ERA: 3.28	(5, 1)	1.0		3	1	0	0	1	0	0	0	0	0	0	5	5	0.00	1.000
George Frazier, R ERA:	(6, 1)	2.0		8	2	0	0	2	0	0	0	0	0	0	12	12	0.00	1.000
Dave Hamilton, L ERA: 6.57	(8, 1)	2.0		8	2	1	1	1	0	0	0	0	0	0	10	10	4.50	1.000

PITCHER		IP	WLS	BF	H	R	ER	SO	BB	IBB	HBP	BLK	WP	HR	S	P	ERA	WHIP

BOTTOM

Montreal Expos @ St. Louis Cardinals

Busch Stadium, St. Louis, MO

Thu May 25 1978, 3:33 AM CDT

Att. 8,948 - Unknown

Batter	1	2	3	4	5	6	7	8	9	AB	R	H	RBI	BB	SO	LOB
Jim Dwyer, L (1, 7) OBP: 0.333, SLG: 0.372	G3		1B			BBBB 4-0 2B BB	L3-6 2-3			3	1	1	0	1	0	1
Dave Hamilton, L (8, 1)										0	0	0	0	0	0	0
Garry Templeton, S (1, 6) OBP: 0.226, SLG: 0.272	P6		F9			P6		4-3		4	0	0	0	0	0	2
Keith Hernandez, L (1, 3) OBP: 0.390, SLG: 0.432	F7		6-3			F8		1B		4	0	1	0	0	0	2
Dane Iorg, L (9, 7) OBP: 0.267, SLG: 0.185										0	0	0	0	0	0	0
Ted Simmons, S (1, 2) OBP: 0.401, SLG: 0.507		1B 1B		F7		1B 1-H 1B 2B		P3		2	0	1	0	0	0	0
Steve Swisher, R (6, 2) OBP: 0.231, SLG: 0.250										2	1	1	1	0	0	1
Ken Reitz, R (1, 5) OBP: 0.285, SLG: 0.360		F7		F2		1B 2-3 1B		2-3		4	0	1	0	0	0	2
Jerry Morales, R (1, 9) OBP: 0.277, SLG: 0.335		1-2 1B		F8		FC5-4 1-2 3-H 1B			E5	4	0	2	1	0	0	0
Jerry Mumphrey, S (1, 8) OBP: 0.235, SLG: 0.193		F9			5-3	FC5-4 1-2f			F9	4	0	0	0	0	0	5
Mike Tyson, R (1, 4) OBP: 0.316, SLG: 0.395		P6			G6-4-3 1B		6-3		F3	4	0	1	0	0	0	3
John Urrea, R (1, 1) OBP: 0.083, SLG: 0.083			6-3		G6-4-3 1-2f		L3-6 2B		P6	1	0	0	0	0	0	0
Mark Littell, L (5, 1)										0	0	0	0	0	0	0
Tony Scott, S (5, PH) OBP: 0.272, SLG: 0.240										1	0	0	0	0	0	1
George Frazier, R (6, 1)										0	0	0	0	0	0	0
Roger Freed, R (7, PH) OBP: 0.281, SLG: 0.600										2	0	1	0	0	0	1
(8, 7)																
(9, 3)																

Inning Stats	1	2	3	4	5	6	7	8	9
	R: 0 E: 0 K: 0 S: 3	H: 0 LOB: 0 BB: 0 P: 3	R: 0 E: 0 K: 0 S: 5	H: 2 LOB: 2 BB: 0 P: 5	R: 0 E: 0 K: 0 S: 4	H: 1 LOB: 1 BB: 0 P: 4	R: 0 E: 0 K: 0 S: 3	H: 0 LOB: 0 BB: 0 P: 3	R: 0 E: 0 K: 0 S: 3	H: 1 LOB: 0 BB: 0 P: 3	R: 2 E: 0 K: 0 S: 6	H: 3 LOB: 2 BB: 1 P: 10	R: 0 E: 0 K: 0 S: 3	H: 1 LOB: 0 BB: 0 P: 3	R: 0 E: 0 K: 0 S: 4	H: 1 LOB: 1 BB: 0 P: 4	R: 0 E: 1 K: 0 S: 4	H: 0 LOB: 1 BB: 0 P: 4

| | | | | | | | | | | | | | | | |

Batter	1	2	3	4	5	6	7	8	9	AB	R	H	RBI	BB	SO	LOB
Dave Cash, R (1, 4) OBP: 0.356, SLG: 0.396	1B / 1B		G5-4-3 / 1B		F8		F9		5-3 / 1-2	5	0	2	0	0	0	1
Stan Papi, R (1, 6) OBP: 0.238, SLG: 0.250	L6-3 / 1-3 1B		F3		1B		K		1-3	5	0	2	0	0	1	3
Gary Carter, R (1, 2) OBP: 0.343, SLG: 0.395	K		G5-4-3 / 1-2f		5-3			BB / FC5-4		3	0	0	0	1	1	4
Tony Perez, R (1, 3) OBP: 0.306, SLG: 0.333	L6-3 / 1-2			F8		K		FC5-4 BB / 1-2f		4	0	0	0	0	1	3
Sam Mejias, R (8, PR) OBP: 0.273, SLG: 0.200										0	0	0	0	0	0	0
Del Unser, L (8, 3) OBP: 0.344, SLG: 0.264										0	0	0	0	0	0	0
Ellis Valentine, R (1, 9) OBP: 0.314, SLG: 0.399		5-3		BB		6-3		BB / 1-2		2	0	0	0	2	0	0
Warren Cromartie, L (1, 7) OBP: 0.327, SLG: 0.369		E4 / 1B		F5		E4 / S		K		4	0	0	0	0	1	3
Andre Dawson, R (1, 8) OBP: 0.309, SLG: 0.412		1-3 1B		BB / 1-2		K / 1-2		F7		3	0	1	0	1	1	3
Larry Parrish, R (1, 5) OBP: 0.292, SLG: 0.415		P4		K			HR		6-3	4	1	1	1	0	1	4
Steve Rogers, R (1, 1) OBP: 0.133, SLG: 0.103		L9			L8		4-1		5-3 1B	3	0	0	0	0	0	2
Wayne Garrett, L (9, PH) OBP: 0.265, SLG: 0.219										1	0	1	0	0	0	0
Pepe Frias, R (9, PR) OBP: 0.600, SLG: 1.400										0	0	0	0	0	0	0
Inning Stats	R: 0 E: 0 K: 1 S: 6 H: 2 LOB: 1 BB: 0 P: 6	R: 0 E: 1 K: 0 S: 5 H: 1 LOB: 2 BB: 0 P: 5	R: 0 E: 0 K: 0 S: 3 H: 1 LOB: 0 BB: 0 P: 3	R: 0 E: 0 K: 1 S: 5 H: 0 LOB: 2 BB: 2 P: 13	R: 0 E: 0 K: 0 S: 4 H: 1 LOB: 1 BB: 0 P: 4	R: 0 E: 1 K: 2 S: 8 H: 0 LOB: 1 BB: 0 P: 8	R: 1 E: 0 K: 1 S: 6 H: 1 LOB: 0 BB: 0 P: 6	R: 0 E: 0 K: 1 S: 5 H: 0 LOB: 2 BB: 2 P: 13	R: 0 E: 0 K: 0 S: 4 H: 1 LOB: 2 BB: 0 P: 4	1B: 6 2B: 1 3B: 0 HR: 1	SF: 0 SAC: 0 DP: 2 HBP: 0						

PITCHER	IP	WLS	BF	H	R	ER	SO	BB	IBB	HBP	BLK	WP	HR	S	P	ERA	WHIP
John Candelaria, L (1, 1) ERA: 3.65	7.2	W	33	6	1	1	6	4	0	0	0	0	1	41	57	1.17	1.304
Kent Tekulve, R (8, 1) ERA: 2.1	1.1	S	5	1	0	0	0	0	0	0	0	0	0	5	5	0.00	0.750

PITCHER	IP	WLS	BF	H	R	ER	SO	BB	IBB	HBP	BLK	WP	HR	S	P	ERA	WHIP

TOP

Montreal Expos @ Pittsburgh Pirates

Three Rivers Stadium, Pittsburgh, PA

Fri May 26 1978, 7:05 PM EDT

Att. 8,816 - Unknown

livebaseballscorecards.com

AB	34
R	1
H	7
RBI	1
BB	4
SO	6
LOB	23

WP: 0 PB: 0 SB: 1 CS: 0 PA: 38

BOTTOM

Montreal Expos @ Pittsburgh Pirates

Three Rivers Stadium, Pittsburgh, PA

Fri May 26 1978, 7:05 PM EDT

Att. 8,816 - Unknown

Batter	1	2	3	4	5	6	7	8	9	AB	R	H	RBI	BB	SO	LOB
Frank Taveras, R (1, 6) OBP: 0.312, SLG: 0.342	F9		CS, 1B 1-3			F7		F8		4	0	1	0	0	0	1
Omar Moreno, L (1, 8) OBP: 0.329, SLG: 0.297	1-3		CS 1-2	4-3		L8				3	0	0	0	0	0	1
Dave Parker, L (1, 9) OBP: 0.360, SLG: 0.497	G3			G3			K			3	0	0	0	0	1	0
John Milner, L (1, 7) OBP: 0.295, SLG: 0.255		P6		6-3			F8			3	0	0	0	0	0	0
Rennie Stennett, R (1, 4) OBP: 0.303, SLG: 0.372		4-3			G3		HR, 1B			3	1	1	0	0	0	0
Manny Sanguillen, R (1, 3) OBP: 0.333, SLG: 0.512		L9			6-3		1-H, HR			3	1	1	2	0	0	0
Ed Ott, L (1, 2) OBP: 0.303, SLG: 0.373			6-3		K		4-3			3	0	0	0	0	1	0
Phil Garner, R (1, 5) OBP: 0.300, SLG: 0.364			1B, 1B			F8		4-3		3	0	1	0	0	0	0
John Candelaria, L (1, 1) OBP: 0.250, SLG: 0.190 Kent Tekulve, R (8, 1)			K			BB		F7		1 1	0 0	0 0	0 0	1 0	1 0	1 0
Inning Stats	R: 0 E: 0 K: 0 S: 3 H: 0 LOB: 0 BB: 0 P: 3	R: 0 E: 0 K: 0 S: 3 H: 0 LOB: 0 BB: 0 P: 3	R: 0 E: 0 K: 1 S: 6 H: 2 LOB: 1 BB: 0 P: 6	R: 0 E: 0 K: 0 S: 3 H: 0 LOB: 0 BB: 0 P: 3	R: 0 E: 0 K: 1 S: 5 H: 0 LOB: 0 BB: 0 P: 5	R: 0 E: 0 K: 0 S: 3 H: 0 LOB: 1 BB: 1 P: 7	R: 2 E: 0 K: 1 S: 7 H: 2 LOB: 0 BB: 0 P: 7	R: 0 E: 0 K: 0 S: 3 H: 0 LOB: 0 BB: 0 P: 3		1B: 3 2B: 0 3B: 0 HR: 1 SF: 0 SAC: 0 DP: 0 HBP: 0						

PITCHER	IP	WLS	BF	H	R	ER	SO	BB	IBB	HBP	BLK	WP	HR	S	P	ERA	WHIP
Steve Rogers, R (1, 1) ERA: 2.64	8.0	L	28	4	2	2	3	1	0	0	0	0	1	33	37	2.25	0.625

PITCHER	IP	WLS	BF	H	R	ER	SO	BB	IBB	HBP	BLK	WP	HR	S	P	ERA	WHIP

AB	27
R	2
H	4
RBI	2
BB	1
SO	3
LOB	3

WP: 0 PA: 29
PB: 0
SB: 0
CS: 1

livebaseballscorecards.com

Montreal Expos @ Pittsburgh Pirates

Three Rivers Stadium, Pittsburgh, PA

Sat May 27 1978, 7:05 PM EDT

Att. 10,773 - Unknown

TOP

livebaseballscorecards.com

Batter	1	2	3	4	5	6	7	8	9	AB	R	H	RBI	BB	SO	LOB
Dave Cash, R (1, 4) OBP: 0.366, SLG: 0.412 Pepe Frias, R (9, 4) OBP: 0.600, SLG: 1.400	E6 F8 PB SF9	4-3		1B 2B 2-H		F8 1B SF8 1B	2B 1B 1-2		2B 1B	6 0	5 0	4 0	1 0	0 0	0 0	0 0
Stan Papi, R (1, 6) OBP: 0.333, SLG: 0.423	F8 1-3		1B 1B 1B	6-3		1B 1-2	2B 1-H 2-H		2B 1-H	6	1	4	3	0	0	2
Gary Carter, R (1, 2) OBP: 0.343, SLG: 0.395	SF9 3-H		1B 1B 1B 1-3	2B 1B 2-H		F8 2-3	F7		F8	5	2	2	2	0	0	4
Tony Perez, R (1, 3) OBP: 0.309, SLG: 0.358	F7		1B 1B 1-3 3-H	K		SF8 3-H		HR		4	1	2	3	0	1	1
Ellis Valentine, R (1, 9) OBP: 0.316, SLG: 0.412		3B 2B	P3	2B 1-H		5-3		4-3		5	1	2	1	0	0	3
Warren Cromartie, L (1, 7) OBP: 0.329, SLG: 0.383		HR 3B 2-H	1B 1-2 3-H	1-3			3-1	1-3		5	1	2	2	0	0	1
Andre Dawson, R (1, 8) OBP: 0.301, SLG: 0.400		6-3	K		6-3		K	K		5	0	0	0	0	3	3
Larry Parrish, R (1, 5) OBP: 0.296, SLG: 0.441		HR 3-H	K		1-3		1B 2B		6-3	5	2	2	2	0	1	2
Rudy May, L (1, 1) OBP: 0.292, SLG: 0.318		K		2B 2B	K		1B 2B 2-H 1B		K	5	2	2	1	0	3	0
Inning Stats	R: 1 E: 1 K: 0 S: 4 H: 0 LOB: 0 BB: 0 P: 4	R: 3 E: 0 K: 1 S: 8 H: 3 LOB: 0 BB: 0 P: 8	R: 2 E: 0 K: 2 S: 11 H: 4 LOB: 2 BB: 0 P: 11	R: 3 E: 0 K: 1 S: 9 H: 4 LOB: 1 BB: 0 P: 9	R: 0 E: 0 K: 1 S: 5 H: 0 LOB: 0 BB: 0 P: 5	R: 1 E: 0 K: 0 S: 5 H: 2 LOB: 1 BB: 0 P: 5	R: 3 E: 0 K: 1 S: 9 H: 4 LOB: 1 BB: 0 P: 9	R: 1 E: 0 K: 1 S: 6 H: 1 LOB: 0 BB: 0 P: 6	R: 1 E: 0 K: 1 S: 7 H: 2 LOB: 1 BB: 0 P: 7	1B: 10 2B: 7 3B: 1 HR: 2 SF: 2 SAC: 0 DP: 0 HBP: 0						

	AB	46
	R	15
	H	20
	RBI	15
	BB	0
	SO	8
	LOB	16

WP: 0 PB: 1 SB: 0 CS: 0 PA: 48

PITCHER		IP	WLS	BF	H	R	ER	SO	BB	IBB	HBP	BLK	WP	HR	S	P	ERA	WHIP
Jim Rooker, L ERA: 6.86	(1, 1)	2.0	L	12	5	6	5	1	0	0	0	0	0	1	14	14	22.50	2.500
Bruce Kison, R ERA: 3.42	(3, 1)	3.0		15	6	3	3	4	0	0	0	0	0	0	23	23	9.00	2.000
Will McEnaney, L ERA: 10.38	(6, 1)	3.0		16	7	5	5	2	0	0	0	0	0	1	20	20	15.00	2.333
Jerry Reuss, L ERA: 5.64	(9, 1)	1.0		5	2	1	1	1	0	0	0	0	0	0	7	7	9.00	2.000

PITCHER	IP	WLS	BF	H	R	ER	SO	BB	IBB	HBP	BLK	WP	HR	S	P	ERA	WHIP

Montreal Expos @ Pittsburgh Pirates

Three Rivers Stadium, Pittsburgh, PA

Sat May 27 1978, 7:05 PM EDT

Att. 10,773 - Unknown

BOTTOM

Batter	1	2	3	4	5	6	7	8	9	AB	R	H	RBI	BB	SO	LOB
Frank Taveras, R (1, 6) OBP: 0.310, SLG: 0.335	F9		BB		F8			F8		3	0	0	0	1	0	1
Omar Moreno, L (1, 8) OBP: 0.328, SLG: 0.291	BB		K 1-2			F7		L7		3	1	0	0	1	1	1
Dave Parker, L (1, 9) OBP: 0.352, SLG: 0.485	E8 1-H		F7			3-1			F8	4	0	0	0	0	0	1
Rennie Stennett, R (1, 4) OBP: 0.297, SLG: 0.364	L4			4-3		F9			K	3	0	0	0	0	0	1
Mario Mendoza, R (7, 4) OBP: 0.273, SLG: 0.381										1	0	0	0	0	1	0
Manny Sanguillen, R (1, 3) OBP: 0.326, SLG: 0.489	4-3			4-3			1B		L9	4	0	1	0	0	0	1
Phil Garner, R (1, 5) OBP: 0.294, SLG: 0.356		K		6-3			F9			3	0	0	0	0	1	1
John Milner, L (1, 7) OBP: 0.297, SLG: 0.259		K			1B		K			3	0	1	0	0	2	1
Duffy Dyer, R (1, 2) OBP: 0.333, SLG: 0.360		F9			F8		F8			3	0	0	0	0	0	2
Jim Rooker, R (1, 1) OBP: 0.071, SLG: 0.071			2-3		F8			F7		0	0	0	0	0	0	0
Bruce Kison, R (3, 1)										1	0	0	0	0	0	0
Steve Brye, R (5, PH) OBP: 0.365, SLG: 0.411										1	0	0	0	0	0	1
Will McEnaney, L (6, 1)										0	0	0	0	0	0	0
Jim Fregosi, R (8, PH) OBP: 0.348, SLG: 0.167										1	0	0	0	0	0	0
Jerry Reuss, L (9, 1)										0	0	0	0	0	0	0
Inning Stats	R: 1 E: 1 K: 0 S: 4 H: 0 LOB: 1 BB: 1 P: 8	R: 0 E: 0 K: 2 S: 7 H: 0 LOB: 0 BB: 0 P: 7	R: 0 E: 0 K: 1 S: 5 H: 0 LOB: 1 BB: 1 P: 9	R: 0 E: 0 K: 0 S: 3 H: 0 LOB: 0 BB: 0 P: 3	R: 0 E: 0 K: 0 S: 4 H: 1 LOB: 1 BB: 0 P: 4	R: 0 E: 0 K: 0 S: 3 H: 0 LOB: 0 BB: 0 P: 3	R: 0 E: 0 K: 1 S: 6 H: 1 LOB: 1 BB: 0 P: 6	R: 0 E: 0 K: 0 S: 3 H: 0 LOB: 0 BB: 0 P: 3	R: 0 E: 0 K: 1 S: 5 H: 0 LOB: 0 BB: 0 P: 5	1B: 2 2B: 0 3B: 0 HR: 0 SF: 0 SAC: 0 DP: 0 HBP: 0	WP: 0 PB: 0 SB: 1 CS: 0	PA: 32				

PITCHER	IP	WLS	BF	H	R	ER	SO	BB	IBB	HBP	BLK	WP	HR	S	P	ERA	WHIP
Rudy May, L (1, 1) ERA: 3.66	9.0	W	32	2	1	0	5	2	0	0	0	0	0	40	48	0.00	0.444

PITCHER	IP	WLS	BF	H	R	ER	SO	BB	IBB	HBP	BLK	WP	HR	S	P	ERA	WHIP

AB	30
R	1
H	2
RBI	0
BB	2
SO	5
LOB	10

livebaseballscorecards.com

Montreal Expos @ Pittsburgh Pirates

Three Rivers Stadium, Pittsburgh, PA

Sun May 28 1978, 3:33 AM EDT

Att. 26,564 - Unknown

TOP

livebaseballscorecards.com

Batter	1	2	3	4	5	6	7	8	9	AB	R	H	RBI	BB	SO	LOB
Dave Cash, R (1, 4) OBP: 0.363, SLG: 0.408	E S WP 1B		L8		4-3			4-3		4	1	1	0	0	0	1
Stan Papi, R (1, 6) OBP: 0.323, SLG: 0.400	E4 F9 WP 1-3 4-3		1B			6-3		5-3		4	1	1	0	0	0	1
Del Unser, L (1, 3) OBP: 0.323, SLG: 0.246	F9 1-3 3-H		F8			4-3			K	4	0	0	0	0	1	2
Ellis Valentine, R (1, 9) OBP: 0.309, SLG: 0.401	4-3 3-H			L8		6-3			F4	4	0	0	1	0	0	0
Warren Cromartie, L (1, 7) OBP: 0.322, SLG: 0.373	4-3			K			F7		K	4	0	0	0	0	2	0
Andre Dawson, R (1, 8) OBP: 0.302, SLG: 0.399		L8		F8			1B			3	0	1	0	0	0	0
Larry Parrish, R (1, 5) OBP: 0.290, SLG: 0.432		K			6-3		P4			3	0	0	0	0	1	1
Bob Reece, R (1, 2) OBP: 0.143, SLG: 0.286 Gary Carter, R (7, PH) OBP: 0.341, SLG: 0.392 (7, 2)		1-3			6-3		K			2 1	0 0	0 0	0 0	0 0	0 1	0 1
Hal Dues, R (1, 1) OBP: 0.111, SLG: 0.111 Dan Schatzeder, L (4, 1) OBP: 1.000, SLG: 1.000 Wayne Garrett, L (8, PH) OBP: 0.257, SLG: 0.212 Darold Knowles, L (8, 1) OBP: 0.500, SLG: 0.500			K		1B			L8		1 1 1 0	0 0 0 0	0 1 0 0	0 0 0 0	0 0 0 0	1 0 0 0	0 0 0 0
Inning Stats	R: 2 E: 1 K: 0 S: 5 H: 1 LOB: 0 BB: 0 P: 5	R: 0 E: 0 K: 1 S: 5 H: 0 LOB: 0 BB: 0 P: 5	R: 0 E: 0 K: 1 S: 6 H: 1 LOB: 1 BB: 0 P: 6	R: 0 E: 0 K: 1 S: 5 H: 0 LOB: 0 BB: 0 P: 5	R: 0 E: 0 K: 0 S: 4 H: 1 LOB: 1 BB: 0 P: 4	R: 0 E: 0 K: 0 S: 3 H: 0 LOB: 0 BB: 0 P: 3	R: 0 E: 0 K: 1 S: 6 H: 1 LOB: 1 BB: 0 P: 6	R: 0 E: 0 K: 0 S: 3 H: 0 LOB: 0 BB: 0 P: 3	R: 0 E: 0 K: 2 S: 7 H: 0 LOB: 0 BB: 0 P: 7	1B: 4 2B: 0 3B: 0 HR: 0 SF: 0 SAC: 0 DP: 0 HBP: 0						

	AB	32
	R	2
	H	4
	RBI	1
	BB	0
	SO	6
	LOB	6

WP: 1 PB: 0 SB: 1 CS: 0 PA: 32

PITCHER		IP	WLS	BF	H	R	ER	SO	BB	IBB	HBP	BLK	WP	HR	S	P	ERA	WHIP
Jim Bibby, R ERA: 2.22	(1, 1)	9.0	W	32	4	2	1	6	0	0	0	0	1	0	44	44	1.00	0.444

PITCHER	IP	WLS	BF	H	R	ER	SO	BB	IBB	HBP	BLK	WP	HR	S	P	ERA	WHIP

Batter	1	2	3	4	5	6	7	8	9	AB	R	H	RBI	BB	SO	LOB
Frank Taveras, R (1, 6) OBP: 0.309, SLG: 0.335	4-3		1-3 S 1B 1B	SF7 3-H			F9			3	1	1	1	0	0	0
Omar Moreno, L (1, 8) OBP: 0.326, SLG: 0.290	E S G3 1B		1-3 1-3	FC6-4 1-2f			K			4	1	1	0	0	1	3
Dave Parker, L (1, 9) OBP: 0.344, SLG: 0.474	G3 1-H		L5		K		3-1			4	0	0	1	0	1	1
John Milner, L (1, 7) OBP: 0.309, SLG: 0.316	HR		1B E BB		F5			F7		3	2	1	1	1	0	0
Rennie Stennett, R (1, 4) OBP: 0.309, SLG: 0.375	F3		E8 1-H 3-H 1B		1B			1B 1B		4	0	3	1	0	0	0
Manny Sanguillen, R (1, 3) OBP: 0.340, SLG: 0.490		L5	1B HBP SF7 1B	P6				G6-4-3 1-2 1B		4	1	2	0	0	0	1
Phil Garner, R (1, 5) OBP: 0.293, SLG: 0.349		F7	1B 1-2 HBP			F3		G6-4-3 1-2f		3	0	0	0	0	0	2
Duffy Dyer, R (1, 2) OBP: 0.350, SLG: 0.377		1B	FC6-4 1-2 2-3 1B			F9				3	0	2	0	0	0	0
Jim Bibby, R (1, 1) OBP: 0.375, SLG: 0.167		F3	K			K				3	0	0	0	0	2	4
Inning Stats	R: 2 E: 0 K: 0 S: 5 H: 2 LOB: 0 BB: 0 P: 5	R: 0 E: 0 K: 0 S: 4 H: 1 LOB: 1 BB: 0 P: 4	R: 2 E: 1 K: 0 S: 4 H: 2 LOB: 1 BB: 1 P: 8	R: 1 E: 0 K: 1 S: 7 H: 2 LOB: 2 BB: 0 P: 8	R: 0 E: 0 K: 1 S: 6 H: 1 LOB: 1 BB: 0 P: 6	R: 0 E: 0 K: 1 S: 5 H: 0 LOB: 0 BB: 0 P: 5	R: 0 E: 0 K: 1 S: 5 H: 0 LOB: 0 BB: 0 P: 5	R: 0 E: 0 K: 0 S: 4 H: 2 LOB: 1 BB: 0 P: 4		1B: 9 2B: 0 3B: 0 HR: 1	SF: 1 SAC: 0 DP: 1 HBP: 1						

PITCHER		IP	WLS	BF	H	R	ER	SO	BB	IBB	HBP	BLK	WP	HR	S	P	ERA	WHIP
Hal Dues, R ERA: 3.6	(1, 1)	3.0	L	16	6	5	4	0	1	0	1	0	0	1	14	19	12.00	2.333
Dan Schatzeder, L ERA: 2.13	(4, 1)	4.0		14	2	0	0	4	0	0	0	0	0	0	22	22	0.00	0.500
Darold Knowles, L ERA: 1.57	(8, 1)	1.0		4	2	0	0	0	0	0	0	0	0	0	4	4	0.00	2.000

PITCHER	IP	WLS	BF	H	R	ER	SO	BB	IBB	HBP	BLK	WP	HR	S	P	ERA	WHIP

BOTTOM

Montreal Expos @ Pittsburgh Pirates

Three Rivers Stadium, Pittsburgh, PA

Sun May 28 1978, 3:33 AM EDT

Att. 26,564 - Unknown

livebaseballscorecards.com

AB	31
R	5
H	10
RBI	4
BB	1
SO	4
LOB	11

Batter	1	2	3	4	5	6	7	8	9	AB	R	H	RBI	BB	SO	LOB
Ivan De Jesus, R (1, 6) OBP: 0.332, SLG: 0.335	x 0-0 1-3 1B		x 0-0 ③ P4			x 0-0 ① P4		x 0-0 ② 6-3		4	0	1	0	0	0	0
Gene Clines, R (1, 9) OBP: 0.329, SLG: 0.333	x 0-0 ① L6			x 0-0 1B 2B		x 0-0 L6 4-3		x 0-0 ③ L9		4	1	1	0	0	0	1
Bill Buckner, L (1, 3) OBP: 0.348, SLG: 0.402	x 0-0 ② 1-3 1-2			x 0-0 FC6-4 2-H 1B		x 0-0 ② 4-3 2-3			x 0-0 ① 4-3	4	0	1	1	0	0	2
Dave Kingman, R (1, 7) OBP: 0.313, SLG: 0.504	x 0-0 ③ 6-3			x 0-0 ① FC6-4 1-2f 3B		B B B 4-0 BB			x 0-0 ② F7	3	1	0	0	1	0	2
Manny Trillo, R (1, 4) OBP: 0.337, SLG: 0.379		B B B S S S T C 3-3 ① K		S S F F X 0-2 ② 1-H 3B		B B S S F F S 2-3 ③ K			x 0-0 ③ L7	4	0	1	1	0	2	2
Bobby Murcer, L (1, 8) OBP: 0.330, SLG: 0.374		x 0-0 ② P6		x 0-0 ③ F2			x 0-0 ① F8			3	0	0	0	0	0	0
Steve Ontiveros, S (1, 5) OBP: 0.253, SLG: 0.212		B B S S F X 2-2 ③ F9			x 0-0 ① F9		x 0-0 ② F8			3	0	0	0	0	0	0
Dave Rader, L (1, 2) OBP: 0.295, SLG: 0.365 Paul Reuschel, R (7, 1)			B B S S F F X 2-2 ① 6-3		x 0-0 ② F9		x 0-0 ③ 4-3			3 0	0 0	0 0	0 0	0 0	0 0	0 0
Woodie Fryman, R (1, 1) OBP: 0.067, SLG: 0.143 Donnie Moore, L (6, 1) OBP: 0.500, SLG: 0.500 Larry Cox, R (7, 2) OBP: 0.235, SLG: 0.271			B S S F F X 1-2 ② P5		x 0-0 ③ F7			x 0-0 ① 5-3		2 0 1	0 0 0	0 0 0	0 0 0	0 0 0	0 0 0	0 0 0
Inning Stats	R: 0 H: 1 E: 0 LOB: 1 K: 0 BB: 0 S: 4 P: 4	R: 0 H: 0 E: 0 LOB: 0 K: 1 BB: 0 S: 9 P: 14	R: 0 H: 0 E: 0 LOB: 0 K: 0 BB: 0 S: 11 P: 14	R: 2 H: 3 E: 0 LOB: 0 K: 0 BB: 0 S: 9 P: 9	R: 0 H: 0 E: 0 LOB: 0 K: 0 BB: 0 S: 3 P: 3	R: 0 H: 0 E: 1 LOB: 2 K: 1 BB: 1 S: 8 P: 14	R: 0 H: 0 E: 0 LOB: 0 K: 0 BB: 0 S: 3 P: 3	R: 0 H: 0 E: 0 LOB: 0 K: 0 BB: 0 S: 3 P: 3	R: 0 H: 0 E: 0 LOB: 0 K: 0 BB: 0 S: 3 P: 3	1B: 2 SF: 0 2B: 1 SAC: 0 3B: 1 DP: 0 HR: 0 HBP: 0						WP: 0 PA: 32 PB: 0 SB: 0 CS: 0	

PITCHER	IP	WLS	BF	H	R	ER	SO	BB	IBB	HBP	BLK	WP	HR	S	P	ERA	WHIP
Ross Grimsley, L (1, 1) ERA: 2.47	9.0	W	32	4	2	2	2	1	0	0	0	0	0	53	67	2.00	0.556

PITCHER	IP	WLS	BF	H	R	ER	SO	BB	IBB	HBP	BLK	WP	HR	S	P	ERA	WHIP

Chicago Cubs @ Montreal Expos

Olympic Stadium, Montreal, QB

Mon May 29 1978, 7:05 PM EDT

Att. 22,934 - Unknown - 75 F

TOP

livebaseballscorecards.com

AB	31
R	2
H	4
RBI	2
BB	1
SO	2
LOB	7

BOTTOM

Chicago Cubs @ Montreal Expos

Olympic Stadium, Montreal, QB

Mon May 29 1978, 7:05 PM EDT

Att. 22,934 - Unknown - 75 F

Batter	1	2	3	4	5	6	7	8	9	AB	R	H	RBI	BB	SO	LOB
Dave Cash, R (1, 4) OBP: 0.356, SLG: 0.399 Pepe Frias, R (9, 4) OBP: 0.600, SLG: 1.400	P6		5-3		L7		L9			4 0	0 0	0 0	0 0	0 0	1 0	1 0
Stan Papi, R (1, 6) OBP: 0.371, SLG: 0.455	5-3		BLK 1B			1B 2B	1B E HBP			3	2	2	0	0	0	0
Gary Carter, R (1, 2) OBP: 0.349, SLG: 0.394	BB		F5 1-2			1B 1B BB	E 1B 1-3			2	1	1	0	2	0	1
Tony Perez, R (1, 3) OBP: 0.308, SLG: 0.355 Del Unser, L (7, PR) (8, 3) OBP: 0.323, SLG: 0.246	P3			K		1B 6-3 1B 1-3 2-H	FC6 1-2 3-H			4 0	1 0	1 0	2 0	0 0	1 0	2 0
Ellis Valentine, R (1, 9) OBP: 0.307, SLG: 0.397		4-3		L9		6-3 1B 1-3 3-H	P4			4	0	1	1	0	0	2
Warren Cromartie, L (1, 7) OBP: 0.320, SLG: 0.370		1B 1B		K		F5	K			4	0	1	0	0	2	4
Andre Dawson, R (1, 8) OBP: 0.311, SLG: 0.403		G4-6-3 1-2			1B	6-3 1-2 3-H	FC1-6 HBP			3	0	2	1	0	0	1
Larry Parrish, R (1, 5) OBP: 0.295, SLG: 0.430		G4-6-3 1-2f			SH2-4 1B	FC6-4 IBB	FC1-6 G4-3 1-2f			3	0	1	0	1	0	3
Ross Grimsley, L (1, 1) OBP: 0.188, SLG: 0.103			1-3		SH2-4 1-2	FC6-4 1-2f	G4-3 1-2f			3	0	0	0	0	0	3
Inning Stats	R: 0 E: 0 K: 0 S: 3 H: 0 LOB: 1 BB: 1 P: 7	R: 0 E: 0 K: 0 S: 4 H: 2 LOB: 1 BB: 0 P: 4	R: 0 E: 0 K: 0 S: 4 H: 1 LOB: 1 BB: 0 P: 4	R: 0 E: 0 K: 2 S: 7 H: 0 LOB: 0 BB: 0 P: 7	R: 0 E: 0 K: 0 S: 8 H: 2 LOB: 1 BB: 0 P: 10	R: 3 E: 0 K: 0 S: 6 H: 3 LOB: 2 BB: 2 P: 14	R: 1 E: 1 K: 1 S: 10 H: 1 LOB: 2 BB: 0 P: 14	R: 0 E: 0 K: 0 S: 2 H: 0 LOB: 0 BB: 0 P: 3		1B: 8 2B: 1 3B: 0 HR: 0 SF: 0 SAC: 1 DP: 2 HBP: 2						

PITCHER	IP	WLS	BF	H	R	ER	SO	BB	IBB	HBP	BLK	WP	HR	S	P	ERA	WHIP
Woodie Fryman, L (1, 1) ERA: 4.88	5.0		21	6	2	2	2	2	0	0	1	0	0	27	37	3.60	1.600
Donnie Moore, R (6, 1) ERA: 4.45	1.1	L	9	3	2	2	0	0	1	1	0	0	0	10	18	13.50	2.250
Paul Reuschel, R (7, 1) ERA: 4.38	1.2		6	0	0	0	1	0	0	1	0	0	0	7	8	0.00	0.000

PITCHER	IP	WLS	BF	H	R	ER	SO	BB	IBB	HBP	BLK	WP	HR	S	P	ERA	WHIP

AB	30
R	4
H	9
RBI	4
BB	3
SO	3
LOB	17

WP: 0 PA: 36
PB: 0
SB: 0
CS: 0

livebaseballscorecards.com

Chicago Cubs @ Montreal Expos

Olympic Stadium, Montreal, QB

Tue May 30 1978, 7:05 PM EDT

Att. 16,106 - Unknown - 81 F

TOP

livebaseballscorecards.com

Batter	1	2	3	4	5	6	7	8	9	AB	R	H	RBI	BB	SO	LOB
Ivan De Jesus, R (1, 6) OBP: 0.344, SLG: 0.349	0-0 1B		3-3 K ②			0-0 FC6-4 1-2 1B		0-0 BB 1B	0-0 2-H 1B	5	0	4	1	0	1	1
Greg Gross, L (1, 8) OBP: 0.374, SLG: 0.518 Gene Clines, R (8, PH) OBP: 0.333, SLG: 0.329 (8, 9)	2-2 L7 ①		0-0 5-3 ③			0-0 FC6-4 ① 1-2f 2-3		BBBB 4-0 1-2 BB	0-0 L3 ③	3 1	0 0	0 0	0 0	0 1	0 0	4 1
Larry Biittner, L (1, 3) OBP: 0.345, SLG: 0.460	0-0 F7 ②			0-0 G4-6-3 1B		BBBSSSFX 3-2 SF8 ② 3-H		BBBSSSFX 3-2 L7 ②		3	0	1	1	0	0	3
Dave Kingman, R (1, 7) OBP: 0.304, SLG: 0.489	SSS 0-3 K ③			SSS 0-3 K ①		SSS 0-3 K ③		X 0-0 1-3		4	0	0	0	0	3	5
Bobby Murcer, L (1, 9) OBP: 0.328, SLG: 0.371 (8, 8)		0-0 F8 ①		0-0 G4-6-3 ② ③ 1-2f			0-0 S 1B		0-0 F8 ①	4	0	1	0	0	0	1
Manny Trillo, R (1, 4) OBP: 0.341, SLG: 0.378		SSS 0-3 K ②			BBB 4-0 G4-6-3 BB		SSFS 0-3 K ① 1-2		BBSSFX 2-2 2B 1B	3	1	1	0	1	2	1
Steve Ontiveros, S (1, 5) OBP: 0.253, SLG: 0.220		SSS 0-3 K ③			X 0-0 G4-6-3 ① ② 1-2f		X 0-0 6-3 ②		X 0-0 1B G3 1-H 2B	4	1	1	1	0	1	2
Dave Rader, L (1, 2) OBP: 0.302, SLG: 0.364			BBBSSSFB 4-2 SH5-4 BB		X 0-0 6-3 ③		X 0-0 6-3 ③		X 0-0 G3 1B 2-3 1B	3	1	1	0	1	0	1
Rick Reuschel, R (1, 1) OBP: 0.107, SLG: 0.038 Joe Wallis, S (8, PH) OBP: 0.349, SLG: 0.450 Paul Reuschel, R (8, 1) Willie Hernandez, L (8, 1) Bill Buckner, L (9, PH) OBP: 0.346, SLG: 0.398			X 0-0 SH5-4 ① 1-2			X 0-0 FC6-4 1B SF8 1B		SSS 0-3 K ① SSFX	0-2 G3 ② 1-2 3-H	1 1 0 0 1	1 0 0 0 0	1 0 0 0 0	0 0 0 0 1	0 1 0 0 0	0 0 0 0 0	0 0 0 0 1

Inning Stats																															
	R: 0	H: 1		R: 0	H: 0		R: 0	H: 0		R: 0	H: 1		R: 0	H: 0		R: 1	H: 2		R: 0	H: 1		R: 0	H: 1		R: 3	H: 4		1B: 9	SF: 1		WP: 0	PA: 38
	E: 0	LOB: 1		E: 0	LOB: 0		E: 0	LOB: 1		E: 0	LOB: 0		E: 0	LOB: 0		E: 0	LOB: 1		E: 0	LOB: 1		E: 0	LOB: 2		E: 0	LOB: 1		2B: 1	SAC: 1		PB: 0	
	K: 1	BB: 0		K: 2	BB: 0		K: 1	BB: 1		K: 1	BB: 0		K: 0	BB: 1		K: 1	BB: 0		K: 1	BB: 1		K: 1	BB: 0		K: 0	BB: 1		3B: 0	DP: 2		SB: 1	
	S: 11	P: 13		S: 7	P: 7		S: 9	P: 16		S: 5	P: 5		S: 2	P: 6		S: 10	P: 13		S: 7	P: 7		S: 9	P: 16		S: 13	P: 15		HR: 0	HBP: 0		CS: 0	

	AB	33
	R	4
	H	10
	RBI	4
	BB	3
	SO	8
	LOB	20

PITCHER		IP	WLS	BF	H	R	ER	SO	BB	IBB	HBP	BLK	WP	HR	S	P	ERA	WHIP
Steve Rogers, R ERA: 2.53	(1, 1)	7.1	W	28	6	1	1	8	2	0	0	0	0	0	55	71	1.23	1.091
Darold Knowles, L ERA: 1.54	(8, 1)	0.1		2	0	0	0	0	1	0	0	0	0	0	4	11	0.00	3.000
Mike Garman, R ERA: 4.87	(8, 1)	1.1	S	8	4	3	3	0	0	0	0	0	0	0	14	16	20.25	3.000

PITCHER	IP	WLS	BF	H	R	ER	SO	BB	IBB	HBP	BLK	WP	HR	S	P	ERA	WHIP

BOTTOM

Chicago Cubs @ Montreal Expos

Olympic Stadium, Montreal, QB

Tue May 30 1978, 7:05 PM EDT

Att. 16,106 - Unknown - 81 F

livebaseballscorecards.com

Batter	1	2	3	4	5	6	7	8	9	AB	R	H	RBI	BB	SO	LOB
Dave Cash, R (1, 4) OBP: 0.359, SLG: 0.401	F8 1B		G5-4-3 1B		5-3			6-3		4	0	2	0	0	0	0
Pepe Frias, R (9, 4) OBP: 0.600, SLG: 1.400										0	0	0	0	0	0	0
Stan Papi, R (1, 6) OBP: 0.333, SLG: 0.405	F8 1-2		G5-4-3 1-2f		5-3			K		4	0	0	0	0	1	2
Gary Carter, R (1, 2) OBP: 0.347, SLG: 0.390	F8			L9		F8		2B 1B		4	1	1	0	0	0	1
Tony Perez, R (1, 3) OBP: 0.302, SLG: 0.348	K			F8		G3		2B 2B 1-H		3	0	0	0	0	1	1
Del Unser, L (7, 3) OBP: 0.333, SLG: 0.276										1	1	1	1	0	0	0
Ellis Valentine, R (1, 9) OBP: 0.312, SLG: 0.425		6-3		HR		1-3		HR 2B 2-H		4	2	2	2	0	0	0
Warren Cromartie, L (1, 7) OBP: 0.330, SLG: 0.398		CS 1B		HR 1B		4-3		HR 2-H		4	2	3	2	0	0	0
Andre Dawson, R (1, 8) OBP: 0.315, SLG: 0.422		E5 S 1-2		HR 1-H		1B		K		4	1	2	2	0	1	1
Larry Parrish, R (1, 5) OBP: 0.296, SLG: 0.425		4-3 1-2		K		HBP				2	0	0	0	0	1	1
Steve Rogers, R (1, 1) OBP: 0.121, SLG: 0.094			4-3		L3					3	0	0	0	0	0	1
Darold Knowles, L (8, 1) OBP: 0.500, SLG: 0.500										0	0	0	0	0	0	0
Mike Garman, R (8, 1)										0	0	0	0	0	0	0
Inning Stats	R: 0 E: 0 K: 1 S: 6 H: 1 LOB: 1 BB: 0 P: 6	R: 0 E: 1 K: 0 S: 7 H: 1 LOB: 1 BB: 0 P: 8	R: 0 E: 0 K: 0 S: 3 H: 1 LOB: 0 BB: 0 P: 3	R: 3 E: 0 K: 1 S: 8 H: 3 LOB: 0 BB: 0 P: 8	R: 0 E: 0 K: 0 S: 3 H: 0 LOB: 0 BB: 0 P: 3	R: 0 E: 0 K: 0 S: 3 H: 0 LOB: 0 BB: 0 P: 3	R: 0 E: 0 K: 0 S: 3 H: 1 LOB: 1 BB: 0 P: 4	R: 4 E: 0 K: 2 S: 11 H: 4 LOB: 0 BB: 0 P: 11		1B: 6 2B: 2 3B: 0 HR: 3 SF: 0 SAC: 0 DP: 1 HBP: 1						

	AB	33
	R	7
	H	11
	RBI	7
	BB	0
	SO	4
	LOB	7

WP: 0 PA: 34
PB: 0
SB: 1
CS: 1

PITCHER		IP	WLS	BF	H	R	ER	SO	BB	IBB	HBP	BLK	WP	HR	S	P	ERA	WHIP
Rick Reuschel, R ERA: 2.12	(1, 1)	7.0	L	27	7	3	3	2	0	0	1	0	0	2	33	35	3.86	1.000
Paul Reuschel, R ERA: 6.23	(8, 1)	0.2		5	3	3	3	1	0	0	0	0	0	0	7	7	40.50	4.500
Willie Hernandez, L ERA: 3.32	(8, 1)	0.1		2	1	1	1	1	0	0	0	0	0	1	4	4	27.00	3.000

PITCHER		IP	WLS	BF	H	R	ER	SO	BB	IBB	HBP	BLK	WP	HR	S	P	ERA	WHIP

Batter	1	2	3	4	5	6	7	8	9	AB	R	H	RBI	BB	SO	LOB
Ivan De Jesus, R (1, 6) OBP: 0.342, SLG: 0.363	5-3			F7		FC6-4 2B 1-2f		HR		4	1	1	1	0	0	1
Gene Clines, R (1, 9) OBP: 0.341, SLG: 0.351	L7			FC3-6 1B		1-3 2B		L6-3		4	0	2	0	0	0	0
Larry Biittner, L (1, 3) OBP: 0.323, SLG: 0.426	K			FC3-6 1B 1-2f		1-3		L8		4	0	0	0	0	1	3
Dave Kingman, R (1, 7) OBP: 0.309, SLG: 0.485		P3		1-2 1B		K			BB FC1-4-6	3	0	1	0	1	1	2
Manny Trillo, R (1, 4) OBP: 0.339, SLG: 0.375		5-3		F7			1B		P7	4	0	1	0	0	0	3
Bobby Murcer, L (1, 8) OBP: 0.321, SLG: 0.362		F3			G3		P7		F2	4	0	0	0	0	0	2
Steve Ontiveros, S (1, 5) OBP: 0.247, SLG: 0.214			K		L9		L9		FC1-4-6 1-2f	4	0	0	0	0	1	2
Dave Rader, L (1, 2) OBP: 0.297, SLG: 0.358			G3		F7		F8			2	0	0	0	0	0	0
Donnie Moore, L (5, 1) OBP: 0.500, SLG: 0.500										0	0	0	0	0	0	0
Hector Cruz, R (7, PH) OBP: 0.239, SLG: 0.328										1	0	0	0	0	0	1
Paul Reuschel, R (7, 1)										0	0	0	0	0	0	0
Dennis Lamp, R (1, 1) OBP: 0.158, SLG: 0.158			F9			BB FC6-4		F3		1	0	0	0	0	0	0
Larry Cox, R (5, 2) OBP: 0.245, SLG: 0.265										1	0	0	0	1	0	0
Inning Stats	R: 0 E: 0 K: 1 S: 5 H: 0 LOB: 0 BB: 0 P: 5	R: 0 E: 0 K: 0 S: 3 H: 0 LOB: 0 BB: 0 P: 3	R: 0 E: 0 K: 1 S: 5 H: 0 LOB: 0 BB: 0 P: 5	R: 0 E: 0 K: 0 S: 5 H: 2 LOB: 2 BB: 0 P: 5	R: 0 E: 0 K: 0 S: 3 H: 0 LOB: 0 BB: 0 P: 3	R: 0 E: 0 K: 1 S: 6 H: 1 LOB: 2 BB: 1 P: 10	R: 0 E: 0 K: 0 S: 8 H: 1 LOB: 1 BB: 0 P: 10	R: 1 E: 0 K: 0 S: 4 H: 1 LOB: 0 BB: 0 P: 4	R: 0 E: 0 K: 0 S: 3 H: 0 LOB: 1 BB: 1 P: 7	1B: 3 2B: 1 3B: 0 HR: 1	SF: 0 SAC: 0 DP: 0 HBP: 0						

TOP

Chicago Cubs @ Montreal Expos

Olympic Stadium, Montreal, QB

Wed May 31 1978, 7:05 PM EDT

Att. 18,647 - Unknown - 74 F

livebaseballscorecards.com

AB	32
R	1
H	5
RBI	1
BB	2
SO	3
LOB	14

WP: 0 PB: 0 SB: 0 CS: 0 PA: 34

PITCHER	IP	WLS	BF	H	R	ER	SO	BB	IBB	HBP	BLK	WP	HR	S	P	ERA	WHIP
Rudy May, L (1, 1) ERA: 3.36	9.0	W	34	5	1	1	3	2	0	0	0	0	1	42	52	1.00	0.778

PITCHER	IP	WLS	BF	H	R	ER	SO	BB	IBB	HBP	BLK	WP	HR	S	P	ERA	WHIP

BOTTOM

Batter	1	2	3	4	5	6	7	8	9	AB	R	H	RBI	BB	SO	LOB
Dave Cash, R (1, 4) OBP: 0.350, SLG: 0.390	L8	F8		F8		2-3		5-3		5	0	0	0	0	0	3
Pepe Frias, R (9, 4) OBP: 0.600, SLG: 1.400										0	0	0	0	0	0	0
Stan Papi, R (1, 6) OBP: 0.326, SLG: 0.390	1B		5-3		K	6-3				4	1	1	0	0	1	0
Gary Carter, R (1, 2) OBP: 0.345, SLG: 0.387	1B HR		L9		6-3		5-3			4	1	1	0	0	0	0
Tony Perez, R (1, 3) OBP: 0.318, SLG: 0.380	HR		HR		BB E		FC4-6			3	3	3	2	1	0	0
Del Unser, L (7, PR) (8, 3) OBP: 0.333, SLG: 0.276										0	0	0	0	0	0	0
Ellis Valentine, R (1, 9) OBP: 0.318, SLG: 0.444	HR		6-3		BB E		FC4-6			2	1	1	3	1	0	0
Sam Mejias, R (5, PR) (6, 9) OBP: 0.250, SLG: 0.182										1	1	0	0	0	0	1
Warren Cromartie, L (1, 7) OBP: 0.328, SLG: 0.394	L3			FC5-4 1B	E4 1B		L3			4	1	1	0	0	0	1
Andre Dawson, R (1, 8) OBP: 0.313, SLG: 0.418	5-3			L7	E7 1B			E6		4	1	1	1	0	0	1
Larry Parrish, R (1, 5) OBP: 0.289, SLG: 0.415		K		FC5-4 1B	F3			L9		4	0	0	0	0	1	3
Rudy May, L (1, 1) OBP: 0.286, SLG: 0.308		L5		1B		K		K2-3		4	0	1	0	0	2	1
Inning Stats	R: 4 E: 0 K: 0 S: 7 H: 4 LOB: 0 BB: 0 P: 7	R: 0 E: 0 K: 1 S: 5 H: 0 LOB: 0 BB: 0 P: 5	R: 1 E: 0 K: 0 S: 7 H: 1 LOB: 0 BB: 0 P: 9	R: 0 E: 0 K: 0 S: 5 H: 2 LOB: 2 BB: 0 P: 5	R: 4 E: 2 K: 1 S: 15 H: 2 LOB: 1 BB: 1 P: 25	R: 0 E: 0 K: 1 S: 5 H: 0 LOB: 0 BB: 0 P: 5	R: 0 E: 0 K: 0 S: 6 H: 0 LOB: 1 BB: 1 P: 10	R: 0 E: 1 K: 1 S: 6 H: 0 LOB: 1 BB: 0 P: 6		1B: 7 2B: 0 3B: 0 HR: 2	SF: 0 SAC: 0 DP: 0 HBP: 0						

PITCHER		IP	WLS	BF	H	R	ER	SO	BB	IBB	HBP	BLK	WP	HR	S	P	ERA	WHIP
Dennis Lamp, R ERA: 4.25	(1, 1)	4.2	L	24	8	9	5	2	1	0	0	0	0	2	37	49	9.64	1.929
Donnie Moore, R ERA: 4.26	(5, 1)	1.1		5	1	0	0	1	0	0	0	0	0	0	7	7	0.00	0.750
Paul Reuschel, R ERA: 5.4	(7, 1)	2.0		8	0	0	0	1	1	0	0	0	0	0	12	16	0.00	0.500

PITCHER		IP	WLS	BF	H	R	ER	SO	BB	IBB	HBP	BLK	WP	HR	S	P	ERA	WHIP

Chicago Cubs @ Montreal Expos

Olympic Stadium, Montreal, QB

Wed May 31 1978, 7:05 PM EDT

Att. 18,647 - Unknown - 74 F

livebaseballscorecards.com

AB	35
R	9
H	9
RBI	6
BB	2
SO	4
LOB	10

Batter	1	2	3	4	5	6	7	8	9	10	AB	R	H	RBI	BB	SO	LOB
Bill Madlock, R (1, 4) OBP: 0.388, SLG: 0.453	E S 1B	E5 1B (2-3)		1B IBB		5-3	FC4 FC5-4 (1-2f 2-3)			G2	5	1	2	0	1	0	2
Terry Whitfield, L (1, 7) OBP: 0.328, SLG: 0.438	K (1-2)	SF8 (3-H)		1B (1-2 2-H)		6-3	FC5-4 (1-2f)			1B 2B BB	4	1	1	2	1	1	3
Darrell Evans, L (1, 5) OBP: 0.396, SLG: 0.387	FC3-6 BB	K		F8		BB 1B		6-3		1-3 2B 1B	5	0	2	0	1	1	3
Willie McCovey, L (1, 3) OBP: 0.299, SLG: 0.391 Randy Moffitt, R (10, 1) OBP: 0.333, SLG: 0.333	FC3-6 BB (1-2f 2-H)		K	G5-4-3 BB	1-2 BB			K		1-H 3-H 2B	4 0	0 0	1 0	1 0	2 0	2 0	1 0
Jack Clark, R (1, 9) OBP: 0.380, SLG: 0.519	BB BB	4-3		G5-4-3 (1-2f)	1-3			F8			4	0	0	0	1	0	3
Larry Herndon, R (1, 8) OBP: 0.342, SLG: 0.329	BB (1-2 2-3)	K		2B 1B		1B 3B			6-3		4	2	2	0	1	1	0
Johnnie LeMaster, R (1, 6) OBP: 0.246, SLG: 0.240 Skip James, L (10, 3) OBP: 0.222, SLG: 0.188	6-3			F3 2B (1-H)		FC5-6 1B BB			8-3 BB		3 0	0 0	1 0	1 0	2 0	0 0	3 0
Mike Sadek, R (1, 2) OBP: 0.305, SLG: 0.273		E SH1-4 SF8 1B		SH1-4 1B BB	IBB	FC4 FC5-6 (1-2 3-H) 1B			8-3 (1-2f)		3	2	2	1	2	0	1
John Montefusco, R (1, 1) OBP: 0.179, SLG: 0.120 Gary Lavelle, S (9, 1) Vic Harris, S (9, 6) OBP: 0.127, SLG: 0.060		SH1-4 (1-2)		SH1-4 (1-2)	K	FC5-6 FC4 (1-2 2-3f)				F5	2 0 1	0 0 0	0 0 0	0 0 0	0 0 0	1 0 0	4 0 0
Inning Stats	R: 1 E: 1 K: 1 S: 6 H: 1 LOB: 3 BB: 3 P: 18	R: 1 E: 1 K: 1 S: 7 H: 2 LOB: 1 BB: 0 P: 7	R: 0 E: 0 K: 2 S: 7 H: 0 LOB: 0 BB: 0 P: 7	R: 1 E: 0 K: 0 S: 4 H: 1 LOB: 2 BB: 2 P: 12	R: 1 E: 0 K: 1 S: 6 H: 2 LOB: 2 BB: 2 P: 14	R: 0 E: 0 K: 0 S: 4 H: 1 LOB: 2 BB: 1 P: 8	R: 1 E: 0 K: 0 S: 5 H: 2 LOB: 2 BB: 1 P: 9	R: 0 E: 0 K: 1 S: 5 H: 0 LOB: 0 BB: 0 P: 5	R: 0 E: 0 K: 0 S: 2 H: 0 LOB: 0 BB: 1 P: 6	R: 1 E: 0 K: 0 S: 4 H: 2 LOB: 2 BB: 1 P: 8	1B: 8 2B: 3 3B: 1 HR: 0	SF: 1 SAC: 2 DP: 2 HBP: 0						

PITCHER	IP	WLS	BF	H	R	ER	SO	BB	IBB	HBP	BLK	WP	HR	S	P	ERA	WHIP
Wayne Twitchell, R (1, 1) ERA: 5.96	1.1		10	3	2	2	1	3	0	0	0	0	0	9	21	13.50	4.500
Dan Schatzeder, L (2, 1) ERA: 2.76	3.2		17	3	2	2	4	2	2	0	0	0	0	21	37	4.91	1.364
Hal Dues, R (6, 1) ERA: 3.77	1.0		8	3	1	1	0	2	0	0	0	0	0	6	14	9.00	5.000
Bill Atkinson, R (7, 1) ERA: 2.96	1.0		3	0	0	0	0	0	0	0	0	0	0	3	3	0.00	0.000
Darold Knowles, L (8, 1) ERA: 1.71	3.0	L	11	2	1	1	1	2	0	0	0	0	0	11	19	3.00	1.333

PITCHER	IP	WLS	BF	H	R	ER	SO	BB	IBB	HBP	BLK	WP	HR	S	P	ERA	WHIP

TOP

San Francisco Giants @ Montreal Expos

Olympic Stadium, Montreal, QB

Fri Jun 02 1978, 7:05 PM EDT

Att. 18,410 - Unknown

livebaseballscorecards.com

AB	35
R	6
H	11
RBI	5
BB	11
SO	6
LOB	20

WP: 0 PA: 49
PB: 0
SB: 1
CS: 0

San Francisco Giants @ Montreal Expos

Olympic Stadium, Montreal, QB

Fri Jun 02 1978, 7:05 PM EDT

Att. 18,410 - Unknown

livebaseballscorecards.com

BOTTOM

Batter	1	2	3	4	5	6	7	8	9	10	AB	R	H	RBI	BB	SO	LOB
Dave Cash, R (1, 4) OBP: 0.346, SLG: 0.385	F8		6-3		6-3			F9		G4-6-3 BB 1B	5	0	1	0	0	0	1
Stan Papi, R (1, 6) OBP: 0.313, SLG: 0.356	P5		F7			F6		K		BBB 1-2 G4-6-3 BB	4	0	0	0	1	1	0
Gary Carter, R (1, 2) OBP: 0.337, SLG: 0.375	K		K			F4		6-3		G4-6-3 1-2f 2-3	5	0	0	0	0	2	2
Tony Perez, R (1, 3) OBP: 0.322, SLG: 0.383		K		F9		1B			HR 1B		4	0	2	0	0	1	0
Sam Mejias, R (9, PR) OBP: 0.250, SLG: 0.182 (10, 7)											0	1	0	0	0	0	0
Ellis Valentine, R (1, 9) OBP: 0.316, SLG: 0.458		K		F4		F6			1-H HR		4	1	1	2	0	1	1
Warren Cromartie, L (1, 7) OBP: 0.332, SLG: 0.397 (10, 3)		2B HR 1B		F8			1B		G3		4	1	2	0	0	0	1
Andre Dawson, R (1, 8) OBP: 0.312, SLG: 0.420		1-3 HR 2B			P2		K		K		4	1	1	0	0	2	2
Larry Parrish, R (1, 5) OBP: 0.294, SLG: 0.440		2-H 3-H HR			2B		F7		F8		4	1	2	3	0	0	2
Wayne Twitchell, R (1, 1)		2-3			F8		F7			6-3	0	0	0	0	0	0	0
Dan Schatzeder, L (2, 1) OBP: 0.500, SLG: 0.500											1	0	0	0	0	0	0
Wayne Garrett, L (5, PH) OBP: 0.250, SLG: 0.206											1	0	0	0	0	0	1
Hal Dues, R (6, 1) OBP: 0.111, SLG: 0.111											0	0	0	0	0	0	0
Bill Atkinson, L (7, 1) OBP: 0.667, SLG: 0.667											0	0	0	0	0	0	0
Del Unser, L (7, PH) OBP: 0.326, SLG: 0.271											1	0	0	0	0	0	1
Darold Knowles, L (8, 1) OBP: 0.500, SLG: 0.500											0	0	0	0	0	0	0
Chris Speier, R (10, PH) OBP: 0.368, SLG: 0.383											1	0	0	0	0	0	0
Inning Stats	R: 0 E: 0 K: 1 S: 5 / H: 0 LOB: 0 BB: 0 P: 5	R: 3 E: 0 K: 2 S: 10 / H: 3 LOB: 0 BB: 0 P: 10	R: 0 E: 0 K: 1 S: 5 / H: 0 LOB: 0 BB: 0 P: 5	R: 0 E: 0 K: 0 S: 3 / H: 0 LOB: 0 BB: 0 P: 3	R: 0 E: 0 K: 0 S: 4 / H: 1 LOB: 1 BB: 0 P: 4	R: 0 E: 0 K: 0 S: 4 / H: 1 LOB: 1 BB: 0 P: 4	R: 0 E: 0 K: 1 S: 6 / H: 1 LOB: 1 BB: 0 P: 6	R: 0 E: 0 K: 1 S: 5 / H: 0 LOB: 0 BB: 0 P: 5	R: 2 E: 0 K: 1 S: 7 / H: 2 LOB: 1 BB: 0 P: 7	R: 0 E: 0 K: 0 S: 3 / H: 1 LOB: 1 BB: 1 P: 7	1B: 5 2B: 2 3B: 0 HR: 2	SF: 0 SAC: 0 DP: 1 HBP: 0		WP: 0 PB: 0 SB: 0 CS: 0	PA: 39			

	AB	38
	R	5
	H	9
	RBI	5
	BB	1
	SO	7
	LOB	11

PITCHER	IP	WLS	BF	H	R	ER	SO	BB	IBB	HBP	BLK	WP	HR	S	P	ERA	WHIP
John Montefusco, R (1, 1) ERA: 3.56	8.0		32	8	5	5	6	0	0	0	0	0	2	44	44	5.62	1.000
Gary Lavelle, L (9, 1) ERA: 3.25	1.1	W	6	1	0	0	1	1	0	0	0	0	0	7	11	0.00	1.500
Randy Moffitt, R (10, 1) ERA: 2.33	0.2	S	1	0	0	0	0	0	0	0	0	0	0	1	1	0.00	0.000

PITCHER	IP	WLS	BF	H	R	ER	SO	BB	IBB	HBP	BLK	WP	HR	S	P	ERA	WHIP

Batter	1	2	3	4	5	6	7	8	9	AB	R	H	RBI	BB	SO	LOB
Bill Madlock, R (1, 4) OBP: 0.385, SLG: 0.455	4-3		4-3 2B		F8		1-3			4	0	1	0	0	0	1
Darrell Evans, L (1, 5) OBP: 0.398, SLG: 0.392	BBBB HR BB		4-3 2-3		P2		2B			3	1	1	0	1	0	2
Jack Clark, R (1, 9) OBP: 0.383, SLG: 0.535	1-H HR		5-3			BB 1B 1B	5-3			4	2	2	2	0	0	2
Willie McCovey, L (1, 3) OBP: 0.291, SLG: 0.380	SSS K		F7			F3		4-3		4	0	0	0	0	1	2
Mike Ivie, R (1, 7) OBP: 0.393, SLG: 0.532	F6			E4 G6-4-3		F7		F8		4	0	0	0	0	0	1
Larry Herndon, R (1, 8) OBP: 0.340, SLG: 0.324		SSS K		G6-4-3 1-2f		BBBB 1B 1-2 BB		F8		3	0	0	0	1	1	1
Marc Hill, R (1, 2) OBP: 0.321, SLG: 0.310		FC4-6 1B		4-3		FC6-4 1-3 2-H 1B			F8	4	0	2	1	0	0	0
Johnnie LeMaster, R (1, 6) OBP: 0.248, SLG: 0.250 Gary Lavelle, S (6, 1) Rob Andrews, R (9, PH) OBP: 0.306, SLG: 0.318		FC4-6 1-2f			SH1-3 2B	FC6-4 1-2f			F3	3 0 1	0 0 0	1 0 0	0 0 0	0 0 0	0 0 0	3 0 0
Ed Halicki, R (1, 1) OBP: 0.154, SLG: 0.154 Vic Harris, S (6, 6) OBP: 0.123, SLG: 0.058		1-3			SH1-3 2-3		F5		F8	1 2	0 0	0 0	0 0	0 0	0 0	1 0
Inning Stats	R: 2 E: 0 K: 1 S: 6 H: 1 LOB: 0 BB: 1 P: 10	R: 0 E: 0 K: 1 S: 6 H: 1 LOB: 1 BB: 0 P: 6	R: 0 E: 0 K: 0 S: 4 H: 1 LOB: 1 BB: 0 P: 4	R: 0 E: 1 K: 0 S: 3 H: 0 LOB: 0 BB: 0 P: 3	R: 0 E: 0 K: 0 S: 4 H: 1 LOB: 1 BB: 0 P: 4	R: 1 E: 0 K: 0 S: 5 H: 2 LOB: 2 BB: 1 P: 9	R: 0 E: 0 K: 0 S: 4 H: 1 LOB: 1 BB: 0 P: 4	R: 0 E: 0 K: 0 S: 3 H: 0 LOB: 0 BB: 0 P: 3	R: 0 E: 0 K: 0 S: 3 H: 0 LOB: 0 BB: 0 P: 3	1B: 3 2B: 3 3B: 0 HR: 1 SF: 0 SAC: 1 DP: 1 HBP: 0						

PITCHER	IP	WLS	BF	H	R	ER	SO	BB	IBB	HBP	BLK	WP	HR	S	P	ERA	WHIP
Ross Grimsley, L (1, 1) ERA: 2.53	9.0	W	36	7	3	3	2	2	0	0	0	0	1	38	46	3.00	1.000

PITCHER	IP	WLS	BF	H	R	ER	SO	BB	IBB	HBP	BLK	WP	HR	S	P	ERA	WHIP

San Francisco Giants @ Montreal Expos

Olympic Stadium, Montreal, QB

Sat Jun 03 1978, 7:05 PM EDT

Att. 30,120 - Unknown

TOP

livebaseballscorecards.com

AB	33
R	3
H	7
RBI	3
BB	2
SO	2
LOB	13

WP: 0	PB: 0	SB: 0	CS: 0
PA: 36			

Batter	1	2	3	4	5	6	7	8	9	AB	R	H	RBI	BB	SO	LOB
Dave Cash, R (1, 4) OBP: 0.340, SLG: 0.379	6-3	SF8 3-H		1-3		F8				3	0	0	1	0	0	2
Pepe Frias, R (7, 4) OBP: 0.600, SLG: 1.400										0	0	0	0	0	0	0
Chris Speier, R (1, 6) OBP: 0.365, SLG: 0.401	HR	F7			F6		1-3			4	1	1	1	0	0	0
Warren Cromartie, L (1, 7) OBP: 0.325, SLG: 0.388	4-3		F8		F4		G3			4	0	0	0	0	0	0
Tony Perez, R (1, 3) OBP: 0.332, SLG: 0.398	2B		FC5-4 1B		1B		F8			4	0	3	0	0	0	0
Del Unser, L (8, 3) OBP: 0.328, SLG: 0.271										0	0	0	0	0	0	0
Ellis Valentine, R (1, 9) OBP: 0.315, SLG: 0.453	6-3		F8		F7			1B G3 K 1B		4	0	1	0	0	0	3
Gary Carter, R (1, 2) OBP: 0.340, SLG: 0.378		1B BB SF9 1B	FC5-4 1-2f			1B SH1-3 1B		G3 1-2		4	2	2	0	0	0	2
Andre Dawson, R (1, 8) OBP: 0.321, SLG: 0.421		BBBB 1B E BB 1-2		F7		SH1-3 S 1-3 1B		BBBB 1B BB		2	1	1	0	2	0	0
Larry Parrish, R (1, 5) OBP: 0.304, SLG: 0.453		E SF8 1B 1-2 2-3		SH1-3 2B		SSS K 1-2		1-2 2-3 1B		4	1	3	0	0	1	2
Ross Grimsley, L (1, 1) OBP: 0.176, SLG: 0.100		SF9 1-3 2-H 3-H		SH1-3 2-3		SH1-3 2-3 3-H		SSS K 3-H		1	0	0	2	0	1	3
Inning Stats	R: 1 E: 0 K: 0 S: 5 H: 2 LOB: 1 BB: 0 P: 5	R: 3 E: 1 K: 0 S: 5 H: 2 LOB: 0 BB: 1 P: 9	R: 0 E: 0 K: 0 S: 4 H: 1 LOB: 1 BB: 0 P: 4	R: 0 E: 0 K: 0 S: 4 H: 1 LOB: 1 BB: 0 P: 4	R: 0 E: 0 K: 0 S: 4 H: 1 LOB: 1 BB: 0 P: 4	R: 1 E: 0 K: 1 S: 7 H: 2 LOB: 1 BB: 0 P: 7	R: 0 E: 0 K: 0 S: 3 H: 0 LOB: 0 BB: 0 P: 3	R: 0 E: 0 K: 1 S: 6 H: 2 LOB: 2 BB: 1 P: 10		1B: 8 2B: 2 3B: 0 HR: 1	SF: 2 SAC: 2 DP: 0 HBP: 0						

PITCHER		IP	WLS	BF	H	R	ER	SO	BB	IBB	HBP	BLK	WP	HR	S	P	ERA	WHIP
Ed Halicki, R ERA: 2.23	(1, 1)	5.1	L	26	9	5	3	1	1	0	0	0	0	1	27	31	5.06	1.875
Gary Lavelle, L ERA: 2.97	(6, 1)	2.2		10	2	0	0	1	1	0	0	0	0	0	11	15	0.00	1.125

PITCHER	IP	WLS	BF	H	R	ER	SO	BB	IBB	HBP	BLK	WP	HR	S	P	ERA	WHIP

BOTTOM

San Francisco Giants @ Montreal Expos

Olympic Stadium, Montreal, QB

Sat Jun 03 1978, 7:05 PM EDT

Att. 30,120 - Unknown

livebaseballscorecards.com

AB	30
R	5
H	11
RBI	4
BB	2
SO	2
LOB	12

Batter	1	2	3	4	5	6	7	8	9	10	AB	R	H	RBI	BB	SO	LOB
Bill Madlock, R (1, 4) OBP: 0.385, SLG: 0.449	BBBB 4-0 6-3 1B FC5 BB	x 0-0 SH5-3 1B	x 0-0 ③ 6-3					x 0-0 ② F9		x 0-0 ③ F2	4	1	1	0	1	0	0
Terry Whitfield, L (1, 7) OBP: 0.328, SLG: 0.436	x 0-0 FC5 6-3 1B 1-2	x 0-0 ① SH5-3 1-2				x 0-0 ① F4		SSS 0-3 ③ K			3	0	1	0	0	1	0
Darrell Evans, L (1, 5) OBP: 0.395, SLG: 0.388	x 0-0 ① 6-3 1-2 2-3	x 0-0 ② F8				x 0-0 ② 3-1			x 0-0 F8 1B 1B		4	0	1	0	0	0	3
Willie McCovey, L (1, 3) OBP: 0.296, SLG: 0.379	BBBB 4-0 FC5 BB	x 0-0 ③ F7				x 0-0 3B 1B			x 0-0 ① F8		3	1	1	0	1	0	2
Jack Clark, R (1, 9) OBP: 0.380, SLG: 0.540	x 0-0 ② FC5 1-2 2-3f 3-H			x 0-0 ① 4-3		x 0-0 ③ 1-H 3B			x 0-0 ② F8 1-2		4	0	1	2	0	0	3
Larry Herndon, R (1, 8) OBP: 0.338, SLG: 0.322	x 0-0 ③ 4-3			SSS 0-3 ② K			SSS 0-3 ① K		x 0-0 ③ 2-H 1B		4	0	1	0	0	2	2
Vic Harris, S (1, 6) OBP: 0.131, SLG: 0.125		x 0-0 ① 3-1		x 0-0 ③ 4-3			SSS 0-3 ② K			x 0-0 HR	4	1	1	1	0	1	0
Marc Hill, R (1, 2) OBP: 0.312, SLG: 0.300		SSS 0-3 ② K			x 0-0 ① 4-3		x 0-0 ③ F8			x 0-0 ① 6-3	4	0	0	0	0	1	0
Bob Knepper, L (1, 1) OBP: 0.111, SLG: 0.152 Randy Moffitt, R (9, 1) OBP: 0.250, SLG: 0.250		SSS 0-3 ③ K			x 0-0 ② 6-3			SSS 0-3 ① K		x 0-0 ② 6-3	3 1	0 0	0 0	0 0	0 0	2 0	0 0
Inning Stats	R: 1 H: 1 E: 0 LOB: 2 K: 0 BB: 2 S: 4 P: 12	R: 0 H: 0 E: 0 LOB: 0 K: 2 BB: 0 S: 7 P: 7	R: 0 H: 1 E: 0 LOB: 1 K: 0 BB: 0 S: 4 P: 4	R: 0 H: 0 E: 0 LOB: 0 K: 1 BB: 0 S: 5 P: 5	R: 0 H: 0 E: 0 LOB: 0 K: 0 BB: 0 S: 3 P: 3	R: 1 H: 2 E: 0 LOB: 1 K: 0 BB: 0 S: 4 P: 4	R: 0 H: 0 E: 0 LOB: 0 K: 2 BB: 0 S: 7 P: 7	R: 0 H: 0 E: 0 LOB: 0 K: 2 BB: 0 S: 7 P: 7	R: 0 H: 2 E: 0 LOB: 2 K: 0 BB: 0 S: 4 P: 4	R: 1 H: 1 E: 0 LOB: 0 K: 0 BB: 0 S: 4 P: 4	1B: 5 SF: 0 2B: 0 SAC: 1 3B: 1 DP: 0 HR: 1 HBP: 0						WP: 0 PA: 37 PB: 0 SB: 0 CS: 0

PITCHER		IP	WLS	BF	H	R	ER	SO	BB	IBB	HBP	BLK	WP	HR	S	P	ERA	WHIP
Steve Rogers, R ERA: 2.51	(1, 1)	8.0		29	4	2	2	7	2	0	0	0	0	0	41	49	2.25	0.750
Darold Knowles, L ERA: 1.69	(9, 1)	0.1		2	1	0	0	0	0	0	0	0	0	0	2	2	0.00	3.000
Mike Garman, R ERA: 4.91	(9, 1)	1.2	L	6	2	1	1	0	0	0	0	0	0	1	6	6	5.40	1.200

PITCHER	IP	WLS	BF	H	R	ER	SO	BB	IBB	HBP	BLK	WP	HR	S	P	ERA	WHIP

TOP

San Francisco Giants @ Montreal Expos

Olympic Stadium, Montreal, QB

Sun Jun 04 1978, 3:33 AM EDT

Att. 31,273 - Unknown

livebaseballscorecards.com

AB	34
R	3
H	7
RBI	3
BB	2
SO	7
LOB	10

Batter	1	2	3	4	5	6	7	8	9	10	AB	R	H	RBI	BB	SO	LOB
Dave Cash, R (1, 4) OBP: 0.333, SLG: 0.372	6-3			F3		6-3		F7			4	0	0	0	0	0	1
Chris Speier, R (1, 6) OBP: 0.362, SLG: 0.393	6-3			6-3			BB		K		3	0	0	0	1	1	0
Warren Cromartie, L (1, 7) OBP: 0.328, SLG: 0.396	G3			1B			F8		E 2B		4	1	2	0	0	0	1
Tony Perez, R (1, 3) OBP: 0.324, SLG: 0.388		6-3		F9			F9		K		4	0	0	0	0	1	3
Ellis Valentine, R (1, 9) OBP: 0.308, SLG: 0.443		K			5-3		F8		E4 2-H		4	0	0	0	0	1	1
Gary Carter, R (1, 2) OBP: 0.338, SLG: 0.375		5-3			5-3 1B			F6	K		4	0	1	0	0	1	1
Andre Dawson, R (1, 8) OBP: 0.319, SLG: 0.423			6-3		5-3 1-2f			1B 2B		1-3	4	1	1	0	0	0	1
Larry Parrish, R (1, 5) OBP: 0.299, SLG: 0.446			K			K		F6		G3-6-3 1B	3	0	0	0	0	2	1
Wayne Garrett, L (10, PH) OBP: 0.270, SLG: 0.229											1	0	1	0	0	0	0
Pepe Frias, R (10, PR) OBP: 0.600, SLG: 1.400											0	0	0	0	0	0	0
Steve Rogers, R (1, 1) OBP: 0.114, SLG: 0.088			6-3			5-3		2-H 1B		G3-6-3 1-2f	2	0	0	0	0	0	0
Stan Papi, R (8, PH) OBP: 0.327, SLG: 0.370											1	0	1	1	0	0	0
Darold Knowles, L (9, 1) OBP: 0.500, SLG: 0.500											0	0	0	0	0	0	0
Mike Garman, R (9, 1)											0	0	0	0	0	0	0
Del Unser, L (10, PH) OBP: 0.324, SLG: 0.267											1	0	0	0	0	0	1
Inning Stats	R: 0 E: 0 K: 0 S: 3 H: 0 LOB: 0 BB: 0 P: 3	R: 0 E: 0 K: 1 S: 5 H: 0 LOB: 0 BB: 0 P: 5	R: 0 E: 0 K: 1 S: 5 H: 0 LOB: 0 BB: 0 P: 5	R: 0 E: 0 K: 0 S: 4 H: 1 LOB: 1 BB: 0 P: 4	R: 0 E: 0 K: 0 S: 3 H: 1 LOB: 0 BB: 0 P: 3	R: 0 E: 0 K: 1 S: 5 H: 0 LOB: 0 BB: 0 P: 5	R: 0 E: 0 K: 0 S: 3 H: 0 LOB: 1 BB: 1 P: 7	R: 1 E: 0 K: 0 S: 5 H: 2 LOB: 1 BB: 0 P: 5	R: 1 E: 1 K: 3 S: 11 H: 1 LOB: 1 BB: 0 P: 11	R: 0 E: 0 K: 0 S: 3 H: 1 LOB: 1 BB: 0 P: 3	1B: 4 2B: 3 3B: 0 HR: 0	SF: 0 SAC: 0 DP: 2 HBP: 0						

PITCHER		IP	WLS	BF	H	R	ER	SO	BB	IBB	HBP	BLK	WP	HR	S	P	ERA	WHIP
Bob Knepper, L ERA: 1.93	(1, 1)	8.1		30	5	2	1	4	1	0	0	0	0	0	37	41	1.08	0.720
Randy Moffitt, R ERA: 2.2	(9, 1)	1.2	W	6	1	0	0	2	0	0	0	0	0	0	10	10	0.00	0.600

PITCHER	IP	WLS	BF	H	R	ER	SO	BB	IBB	HBP	BLK	WP	HR	S	P	ERA	WHIP

BOTTOM

San Francisco Giants @ Montreal Expos

Olympic Stadium, Montreal, QB

Sun Jun 04 1978, 3:33 AM EDT

Att. 31,273 - Unknown

livebaseballscorecards.com

AB	35
R	2
H	6
RBI	1
BB	1
SO	6
LOB	10

WP: 0 PB: 0 SB: 0 CS: 0

PA: 36

San Diego Padres @ Montreal Expos

Olympic Stadium, Montreal, QB

Mon Jun 05 1978, 7:05 PM EDT

Att. 12,909 - Unknown

TOP

livebaseballscorecards.com

Batter	1	2	3	4	5	6	7	8	9	AB	R	H	RBI	BB	SO	LOB
Gene Richards, L (1, 8) (7, 7) OBP: 0.356, SLG: 0.379	K	3-1			E3 BLK 3-1		F7		G4-6-3 BB 1B BB	4	1	0	0	1	1	2
Ozzie Smith, S (1, 6) OBP: 0.273, SLG: 0.309	5-3 1B		F3		3-1 1-2		1-3		G4-6-3 1-2 BB	4	0	1	0	1	0	1
Don Reynolds, R (1, 7) OBP: 0.419, SLG: 0.308	5-3 1-2		K		G3 2-3		1B		G4-6-3 1-2f 2-3	4	0	1	0	0	1	2
John D'Acquisto, R (7, 1)										0	0	0	0	0	0	0
Chuck Baker, R (9, PH) OBP: 0.333, SLG: 0.343										0	0	0	0	0	0	0
Jerry Turner, L (9, PH) OBP: 0.283, SLG: 0.440										1	0	0	0	0	0	2
Dave Winfield, R (1, 9) OBP: 0.325, SLG: 0.436	K	6-3			F4		F7		3-H 1B	5	0	1	1	0	1	3
Gene Tenace, R (1, 3) OBP: 0.421, SLG: 0.453		1B 2B		F4		S 2B BB		F2	K	4	2	1	0	1	1	1
Derrel Thomas, S (1, 4) (7, 8) OBP: 0.312, SLG: 0.291		1B 1B 2-H 1B		5-3		F3 1-2		S 1B		4	0	2	1	0	0	1
Bill Almon, R (1, 5) OBP: 0.340, SLG: 0.363		1B 1-2 1B		2B		K		F7 1-2		4	0	2	0	0	1	2
Dave Roberts, R (1, 2) OBP: 0.667, SLG: 0.667		1-3 2-H 1B		FC6-4 IBB		2-H 2B		BB		2	0	2	1	2	0	0
Eric Rasmussen, R (1, 1) OBP: 0.091, SLG: 0.091		K		FC6-4 1-2f		K		F8		3	0	0	0	0	2	5
Tucker Ashford, R (7, 4) OBP: 0.250, SLG: 0.333										1	0	0	0	0	0	2
Inning Stats	R: 0 H: 1 E: 0 LOB: 1 K: 2 BB: 0 S: 8 P: 8	R: 1 H: 4 E: 0 LOB: 2 K: 1 BB: 0 S: 8 P: 8	R: 0 H: 0 E: 0 LOB: 0 K: 1 BB: 0 S: 5 P: 5	R: 0 H: 1 E: 0 LOB: 2 K: 0 BB: 1 S: 4 P: 8	R: 0 H: 0 E: 1 LOB: 1 K: 0 BB: 0 S: 4 P: 4	R: 1 H: 1 E: 0 LOB: 1 K: 2 BB: 1 S: 8 P: 12	R: 0 H: 1 E: 0 LOB: 1 K: 0 BB: 0 S: 4 P: 4	R: 0 H: 1 E: 0 LOB: 2 K: 0 BB: 1 S: 4 P: 8	R: 1 H: 1 E: 0 LOB: 1 K: 1 BB: 2 S: 5 P: 13	1B: 7 SF: 0 2B: 3 SAC: 0 3B: 0 DP: 1 HR: 0 HBP: 0						

AB	36
R	3
H	10
RBI	3
BB	5
SO	7
LOB	21

WP: 0 PA: 41
PB: 0
SB: 2
CS: 0

PITCHER		IP	WLS	BF	H	R	ER	SO	BB	IBB	HBP	BLK	WP	HR	S	P	ERA	WHIP
Rudy May, L ERA: 3.36	(1, 1)	8.0	W	38	9	3	3	6	4	1	0	1	0	0	45	65	3.38	1.625
Mike Garman, R ERA: 4.7	(9, 1)	1.0	S	3	1	0	0	1	0	0	0	0	0	0	5	5	0.00	1.000

PITCHER	IP	WLS	BF	H	R	ER	SO	BB	IBB	HBP	BLK	WP	HR	S	P	ERA	WHIP

Batter	1	2	3	4	5	6	7	8	9	AB	R	H	RBI	BB	SO	LOB
Dave Cash, R (1, 4) OBP: 0.332, SLG: 0.369	6-3		6-3		4-3		2-H 1B			4	0	1	1	0	0	0
Del Unser, L (9, 3) OBP: 0.324, SLG: 0.267										0	0	0	0	0	0	0
Chris Speier, R (1, 6) OBP: 0.359, SLG: 0.389	5-3 1B		SSS K		5-3		F9			4	0	1	0	0	1	1
Warren Cromartie, L (1, 7) OBP: 0.332, SLG: 0.398	5-3 1-2		1B		F6			S 6-3 2B 1B		4	1	2	0	0	0	1
Tony Perez, R (1, 3) OBP: 0.318, SLG: 0.379	G3		SSS K			F8		6-3 1-2		4	0	0	0	0	1	3
Pepe Frias, R (9, 4) OBP: 0.600, SLG: 1.400										0	0	0	0	0	0	0
Ellis Valentine, R (1, 9) OBP: 0.312, SLG: 0.449		HR 1B		F9		1-3		4-3 2-H 2B		4	1	2	1	0	0	0
Gary Carter, R (1, 2) OBP: 0.341, SLG: 0.378		F3		S 1B		1B		4-3 2-3		4	0	2	0	0	0	2
Andre Dawson, R (1, 8) OBP: 0.323, SLG: 0.437		1-H HR		L5 1-2			H S 1B HBP	6-3		3	2	1	2	0	0	2
Larry Parrish, R (1, 5) OBP: 0.299, SLG: 0.441		F7		IBB			SSS K 1-2			2	0	0	0	1	1	1
Rudy May, L (1, 1) OBP: 0.258, SLG: 0.276		4-3		G3			SSS K			3	0	0	0	0	1	3
Mike Garman, R (9, 1)										0	0	0	0	0	0	0
Inning Stats	R: 0 E: 0 K: 0 S: 4 H: 1 LOB: 1 BB: 0 P: 4	R: 2 E: 0 K: 0 S: 5 H: 2 LOB: 0 BB: 0 P: 5	R: 0 E: 0 K: 2 S: 8 H: 1 LOB: 1 BB: 0 P: 8	R: 0 E: 0 K: 0 S: 4 H: 1 LOB: 2 BB: 1 P: 8	R: 0 E: 0 K: 0 S: 3 H: 0 LOB: 0 BB: 0 P: 3	R: 0 E: 0 K: 0 S: 3 H: 1 LOB: 1 BB: 0 P: 3	R: 1 E: 0 K: 2 S: 8 H: 1 LOB: 1 BB: 0 P: 9	R: 1 E: 0 K: 0 S: 5 H: 2 LOB: 1 BB: 0 P: 5		1B: 7 2B: 1 3B: 0 HR: 1	SF: 0 SAC: 0 DP: 0 HBP: 1			WP: 0 PB: 0 SB: 3 CS: 0	PA: 34		

PITCHER		IP	WLS	BF	H	R	ER	SO	BB	IBB	HBP	BLK	WP	HR	S	P	ERA	WHIP
Eric Rasmussen, R ERA: 4.98	(1, 1)	6.2	L	28	7	3	3	4	0	1	1	0	0	1	34	39	4.05	1.050
John D'Acquisto, R ERA: 1.46	(7, 1)	1.1		6	2	1	1	0	0	0	0	0	0	0	6	6	6.75	1.500

PITCHER	IP	WLS	BF	H	R	ER	SO	BB	IBB	HBP	BLK	WP	HR	S	P	ERA	WHIP

BOTTOM

San Diego Padres @ Montreal Expos

Olympic Stadium, Montreal, QB

Mon Jun 05 1978, 7:05 PM EDT

Att. 12,909 - Unknown

livebaseballscorecards.com

AB	32
R	4
H	9
RBI	4
BB	1
SO	4
LOB	13

Batter	1	2	3	4	5	6	7	8	9	AB	R	H	RBI	BB	SO	LOB
Ozzie Smith, S (1, 6) OBP: 0.272, SLG: 0.308	F7		SH1-3 1-2		CS 1B		FC4-6 1-2f 2-3		K	4	0	1	0	0	1	2
Gene Richards, L (1, 8) OBP: 0.354, SLG: 0.373	BB S		FC6-5 2-3		CS 1-2	F8	F6			3	0	0	0	1	0	3
Jerry Turner, L (1, 7) OBP: 0.298, SLG: 0.423	BB 1-2		L7			BB		6-3		2	0	0	0	2	0	1
Oscar Gamble, L (1, 9) OBP: 0.325, SLG: 0.331	F5			1B		F7		3-1		4	0	1	0	0	0	3
Gene Tenace, R (1, 3) OBP: 0.429, SLG: 0.462	F8			4-3		BB 1-2		BB 1B		2	0	1	0	2	0	2
Derrel Thomas, S (1, 4) OBP: 0.306, SLG: 0.286		F7		4-3 2-3		K		1B 1-3		3	0	0	0	0	1	3
John D'Acquisto, R (6, 1)										0	0	0	0	0	0	0
Dave Winfield, R (8, PH) OBP: 0.328, SLG: 0.439										1	0	1	0	0	0	0
Dave Freisleben, R (8, 1)										0	0	0	0	0	0	0
Mark Lee, R (8, 1)										0	0	0	0	0	0	0
Bill Almon, R (1, 5) OBP: 0.338, SLG: 0.358		6-3	K			FC4-6 FC BB	K			3	0	0	0	1	2	3
Dave Roberts, R (1, 2) OBP: 0.462, SLG: 0.400		K			F4		FC FC4-6 1-2		F9	4	0	0	0	0	1	1
Bob Shirley, R (1, 1) OBP: 0.222, SLG: 0.125			FC6-5 SH1-3 BB		L3		F7		F8	1	0	0	0	1	0	0
Fernando Gonzalez, R (6, 4) OBP: 0.208, SLG: 0.217										2	0	0	0	0	0	2
Inning Stats	R: 0 E: 0 K: 0 S: 3 H: 0 LOB: 2 BB: 2 P: 11	R: 0 E: 0 K: 1 S: 5 H: 0 LOB: 0 BB: 0 P: 5	R: 0 E: 0 K: 0 S: 3 H: 0 LOB: 1 BB: 1 P: 7	R: 0 E: 0 K: 1 S: 6 H: 2 LOB: 1 BB: 0 P: 6	R: 0 E: 0 K: 0 S: 3 H: 1 LOB: 0 BB: 0 P: 3	R: 0 E: 0 K: 1 S: 5 H: 0 LOB: 2 BB: 2 P: 13	R: 0 E: 0 K: 0 S: 4 H: 0 LOB: 2 BB: 1 P: 8	R: 0 E: 0 K: 1 S: 6 H: 1 LOB: 2 BB: 1 P: 10	R: 0 E: 0 K: 1 S: 5 H: 0 LOB: 0 BB: 0 P: 5	1B: 3 2B: 1 3B: 0 HR: 0 SF: 0 SAC: 1 DP: 0 HBP: 0						

PITCHER	IP	WLS	BF	H	R	ER	SO	BB	IBB	HBP	BLK	WP	HR	S	P	ERA	WHIP
Wayne Twitchell, R (1, 1) ERA: 5.26	6.0	W	24	3	0	0	3	5	0	0	0	0	0	25	45	0.00	1.333
Bill Atkinson, R (7, 1) ERA: 2.63	3.0	S	13	1	0	0	2	2	0	0	0	0	0	15	23	0.00	1.000

PITCHER	IP	WLS	BF	H	R	ER	SO	BB	IBB	HBP	BLK	WP	HR	S	P	ERA	WHIP

San Diego Padres @ Montreal Expos

Olympic Stadium, Montreal, QB

Tue Jun 06 1978, Postponed
Att. 13,702 - Unknown

TOP

livebaseballscorecards.com

AB	29
R	0
H	4
RBI	0
BB	7
SO	5
LOB	20

Batter	1	2	3	4	5	6	7	8	9	AB	R	H	RBI	BB	SO	LOB
Dave Cash, R (1, 4) OBP: 0.335, SLG: 0.372	FC3-6, E, BB, 1B	1-2, 1B		K			F9 ①			4	1	2	0	0	1	1
Pepe Frias, R (8, 4) OBP: 0.600, SLG: 1.400										0	0	0	0	0	0	0
Chris Speier, R (1, 6) OBP: 0.357, SLG: 0.381	BBBB, 1-2, FC3-6, BB	F8 ②		1-3 ③			F9 ②			3	0	0	0	1	0	3
Warren Cromartie, L (1, 7) OBP: 0.330, SLG: 0.395	FC3-6, E, E, SF8, 1-2f, 2-3 ①	K ③			G6-4-3, 1B		5-3 ③			4	1	1	0	0	1	4
Tony Perez, R (1, 3) OBP: 0.316, SLG: 0.393	E5, E, 1-2, 3-H		F9 ①		K ①			HR		4	1	1	2	0	1	2
Del Unser, L (9, 3) OBP: 0.324, SLG: 0.267										0	0	0	0	0	0	0
Ellis Valentine, R (1, 9) OBP: 0.316, SLG: 0.451	E4, 1-2, 2-3		FC6-4, 1B		G6-4-3 ②③, 1-2f			1B, 1B		4	0	2	0	0	0	3
Gary Carter, R (1, 2) OBP: 0.340, SLG: 0.377	SF8 ②		K ②			1-3 ①		1-3, 1B		3	0	1	1	0	1	1
Bob Reece, R (9, 2) OBP: 0.143, SLG: 0.286	3-H									0	0	0	0	0	0	0
Andre Dawson, R (1, 8) OBP: 0.321, SLG: 0.430	K ③		FC6-4 ③, 1-2f			BBBB, S, E, BB		F3 ①		3	1	0	0	1	1	5
Larry Parrish, R (1, 5) OBP: 0.293, SLG: 0.431		F9 ①		F9 ①		K ②, 1-H		F3 ②		4	0	0	0	0	1	2
Wayne Twitchell, R (1, 1) OBP: 0.200, SLG: 0.077		BBBB, 1B, BB		1B		6-3 ③		5-3 ③		1	0	1	0	1	0	0
Wayne Garrett, L (6, PH) OBP: 0.263, SLG: 0.222										1	0	0	0	0	0	0
Bill Atkinson, L (7, 1) OBP: 0.500, SLG: 0.500										1	0	0	0	0	0	2
Inning Stats	R: 2, E: 2, K: 1, S: 8, H: 1, LOB: 2, BB: 1, P: 12	R: 0, E: 0, K: 1, S: 6, H: 1, LOB: 2, BB: 1, P: 10	R: 0, E: 0, K: 1, S: 6, H: 1, LOB: 1, BB: 0, P: 6	R: 0, E: 0, K: 1, S: 6, H: 1, LOB: 1, BB: 0, P: 6	R: 0, E: 0, K: 1, S: 5, H: 1, LOB: 0, BB: 0, P: 5	R: 1, E: 0, K: 1, S: 5, H: 0, LOB: 0, BB: 1, P: 9	R: 0, E: 0, K: 0, S: 3, H: 0, LOB: 0, BB: 0, P: 3	R: 1, E: 0, K: 0, S: 6, H: 3, LOB: 2, BB: 0, P: 6		1B: 7, 2B: 0, 3B: 0, HR: 1	SF: 1, SAC: 0, DP: 1, HBP: 0			WP: 0, PB: 0, SB: 2, CS: 0	PA: 36	

PITCHER		IP	WLS	BF	H	R	ER	SO	BB	IBB	HBP	BLK	WP	HR	S	P	ERA	WHIP
Bob Shirley, L ERA: 4.01	(1, 1)	5.1	L	24	5	2	1	5	2	0	0	0	0	0	32	40	1.69	1.312
John D'Acquisto, R ERA: 1.37	(6, 1)	1.2		6	0	1	0	1	1	0	0	0	0	0	7	11	0.00	0.600
Dave Freisleben, R ERA: 6.08	(8, 1)	0.0		3	3	1	1	0	0	0	0	0	0	1	3	3	∞	∞
Mark Lee, R ERA: 5.48	(8, 1)	1.0		3	0	0	0	0	0	0	0	0	0	0	3	3	0.00	0.000

PITCHER	IP	WLS	BF	H	R	ER	SO	BB	IBB	HBP	BLK	WP	HR	S	P	ERA	WHIP

BOTTOM

San Diego Padres @ Montreal Expos

Olympic Stadium, Montreal, QB

Tue Jun 06 1978, Postponed
Att. 13,702 - Unknown

livebaseballscorecards.com

AB	32
R	4
H	8
RBI	3
BB	3
SO	6
LOB	23

San Diego Padres @ Montreal Expos

Olympic Stadium, Montreal, QB

Wed Jun 07 1978, 7:05 PM EDT

Att. 11,786 - Unknown

TOP

livebaseballscorecards.com

Batter	1	2	3	4	5	6	7	8	9	AB	R	H	RBI	BB	SO	LOB
Derrel Thomas, S (1, 8) OBP: 0.303, SLG: 0.279	F9	6-3			BB		6-3		5-3	4	0	0	0	1	0	1
Fernando Gonzalez, R (1, 4) OBP: 0.214, SLG: 0.222	BB, 3B, 1B		6-3		F9		F8			4	1	1	0	0	0	1
Don Reynolds, R (1, 7) OBP: 0.400, SLG: 0.276	1-2, 3B, BB		L9			F4	F9			3	1	0	0	1	0	0
Dave Winfield, R (1, 9) OBP: 0.322, SLG: 0.430	K		F7			5-3		5-3		4	0	0	0	0	1	2
Gene Tenace, R (1, 3) OBP: 0.436, SLG: 0.477	1-H, 2-H, 3B			CS, BB		1B, BB		F5		2	1	1	2	2	0	0
Tucker Ashford, R (1, 5) OBP: 0.275, SLG: 0.351 Rollie Fingers, R (8, 1) OBP: 0.333, SLG: 0.333	K			F8 1-2		E, 1B 1-2		1B		4 0	0 0	2 0	0 0	0 0	1 0	2 0
Dave Roberts, R (1, 2) OBP: 0.500, SLG: 0.462 Gene Richards, L (6, PR) OBP: 0.354, SLG: 0.373 Rick Sweet, S (6, 2) OBP: 0.350, SLG: 0.268		1B		F7		E 1-2 2-H		K		3 0 1	0 0 0	2 0 0	1 0 0	0 0 1	0 0 1	0 0 1
Chuck Baker, R (1, 6) OBP: 0.308, SLG: 0.316 Dan Spillner, R (6, 1) Ozzie Smith, S (8, 6) OBP: 0.271, SLG: 0.306	L7				F9	E5 1-2 2-3			F8	3 0 1	0 0 0	0 0 0	0 0 0	0 0 0	0 0 0	3 0 0
Randy Jones, R (1, 1) OBP: 0.138, SLG: 0.138 Mark Lee, R (5, 1) Bill Almon, R (6, PH) OBP: 0.335, SLG: 0.354 (6, 6) (8, 5)	K				K	G3			K	2 0 2	0 0 0	0 0 0	0 0 0	0 0 1	2 0 3	1 0 3
Inning Stats	R: 2 E: 0 K: 2 S: 9 H: 2 LOB: 1 BB: 1 P: 13	R: 0 E: 0 K: 1 S: 6 H: 1 LOB: 1 BB: 0 P: 6	R: 0 E: 0 K: 0 S: 3 H: 0 LOB: 0 BB: 0 P: 3	R: 0 E: 0 K: 0 S: 2 H: 0 LOB: 0 BB: 1 P: 6	R: 0 E: 0 K: 1 S: 5 H: 0 LOB: 1 BB: 1 P: 9	R: 1 E: 1 K: 0 S: 6 H: 2 LOB: 3 BB: 1 P: 10	R: 0 E: 0 K: 0 S: 3 H: 0 LOB: 0 BB: 0 P: 3	R: 0 E: 0 K: 1 S: 6 H: 1 LOB: 1 BB: 0 P: 6	R: 0 E: 0 K: 1 S: 5 H: 0 LOB: 0 BB: 0 P: 5	1B: 5 2B: 0 3B: 1 HR: 0 SF: 0 SAC: 0 DP: 0 HBP: 0						

	AB	33
	R	3
	H	6
	RBI	3
	BB	4
	SO	6
	LOB	14

WP: 0 PB: 0 SB: 0 CS: 1 PA: 37

PITCHER	IP	WLS	BF	H	R	ER	SO	BB	IBB	HBP	BLK	WP	HR	S	P	ERA	WHIP
Ross Grimsley, L (1, 1) ERA: 2.57	9.0	W	37	6	3	3	6	4	0	0	0	0	0	45	61	3.00	1.111

PITCHER	IP	WLS	BF	H	R	ER	SO	BB	IBB	HBP	BLK	WP	HR	S	P	ERA	WHIP

Batter	1	2	3	4	5	6	7	8	9	AB	R	H	RBI	BB	SO	LOB
Dave Cash, R (1, 4) OBP: 0.328, SLG: 0.363 Pepe Frias, R (9, 4) OBP: 0.600, SLG: 1.400	6-3		5-3	1-3		K		F7		5 0	0 0	0 0	0 0	0 0	1 0	3 0
Chris Speier, R (1, 6) OBP: 0.364, SLG: 0.380	FC6-4 BB		E7 2-3 1B		1B 2B BB	6-3		F3		3	1	1	0	2	0	0
Warren Cromartie, L (1, 7) OBP: 0.327, SLG: 0.390	F8		F8		1-2 2B 1B	F9		F8		5	1	1	0	0	0	3
Tony Perez, R (1, 3) OBP: 0.320, SLG: 0.401 Del Unser, L (8, 3) OBP: 0.324, SLG: 0.267	FC6-4 1-2f			1-4-3 1B 1B	1-H 2-H 2B 2B		L4			4 0	2 0	2 0	2 0	0 0	0 0	1 0
Ellis Valentine, R (1, 9) OBP: 0.315, SLG: 0.443		E6 CS E		1-4-3 1-2	K		1B HR BB			3	1	0	0	1	1	2
Gary Carter, R (1, 2) OBP: 0.338, SLG: 0.380		E3 G6-4-3 1-2		5-3	2-H 2B		F5			4	0	1	1	0	0	3
Andre Dawson, R (1, 8) OBP: 0.324, SLG: 0.431		G6-4-3 1-2f 2-3		2-H 2B 1B	F3		1-2 HR 1B			4	2	2	1	0	0	3
Larry Parrish, R (1, 5) OBP: 0.308, SLG: 0.462			E SH1-4 1B	1B 2-H 2B	IBB		1-H 2-H HR			3	1	3	4	1	0	0
Ross Grimsley, L (1, 1) OBP: 0.189, SLG: 0.121			SH1-4 1-2	2-3 1B	F8		F7			3	0	1	0	0	0	2
Inning Stats	R: 0 E: 0 K: 0 S: 3 H: 0 LOB: 1 BB: 1 P: 7	R: 0 E: 2 K: 0 S: 3 H: 0 LOB: 0 BB: 0 P: 3	R: 0 E: 1 K: 0 S: 5 H: 2 LOB: 2 BB: 0 P: 5	R: 2 E: 0 K: 0 S: 7 H: 4 LOB: 2 BB: 0 P: 7	R: 3 E: 0 K: 1 S: 8 H: 3 LOB: 2 BB: 2 P: 16	R: 0 E: 0 K: 1 S: 5 H: 0 LOB: 0 BB: 0 P: 5	R: 3 E: 0 K: 0 S: 5 H: 2 LOB: 0 BB: 1 P: 9	R: 0 E: 0 K: 0 S: 3 H: 0 LOB: 0 BB: 0 P: 3									

PITCHER		IP	WLS	BF	H	R	ER	SO	BB	IBB	HBP	BLK	WP	HR	S	P	ERA	WHIP
Randy Jones, L ERA: 3.02	(1, 1)	4.1	L	24	9	5	5	1	2	0	0	0	0	0	24	32	10.38	2.538
Mark Lee, R ERA: 5.32	(5, 1)	0.2		3	0	0	0	0	0	1	0	0	0	0	2	6	0.00	0.000
Dan Spillner, R ERA: 4.56	(6, 1)	2.0		9	2	3	3	1	1	0	0	0	0	1	10	14	13.50	1.500
Rollie Fingers, R ERA: 3.38	(8, 1)	1.0		3	0	0	0	0	0	0	0	0	0	0	3	3	0.00	0.000

PITCHER	IP	WLS	BF	H	R	ER	SO	BB	IBB	HBP	BLK	WP	HR	S	P	ERA	WHIP

BOTTOM

San Diego Padres @ Montreal Expos

Olympic Stadium, Montreal, QB

Wed Jun 07 1978, 7:05 PM EDT

Att. 11,786 - Unknown

livebaseballscorecards.com

AB	34
R	8
H	11
RBI	8
BB	4
SO	2
LOB	17

1B: 7	SF: 0	WP: 0	PA: 39
2B: 3	SAC: 1	PB: 0	
3B: 0	DP: 1	SB: 0	
HR: 1	HBP: 0	CS: 1	

Batter	1	2	3	4	5	6	7	8	9	AB	R	H	RBI	BB	SO	LOB
Davey Lopes, R (1, 4) OBP: 0.396, SLG: 0.462	K		F8			4-3			6-3	4	0	0	0	0	1	0
Bill Russell, R (1, 6) OBP: 0.290, SLG: 0.342	4-3			6-3			K		6-3	4	0	0	0	0	1	0
Reggie Smith, S (1, 9) OBP: 0.388, SLG: 0.546	HR			G3			F9			3	1	1	1	0	0	0
Ron Cey, R (1, 5) OBP: 0.377, SLG: 0.434	6-3			F8			5-3			3	0	0	0	0	0	0
Steve Garvey, R (1, 3) OBP: 0.303, SLG: 0.425		F7			F2			E5 FC1-5-6		3	0	0	0	0	0	0
Dusty Baker Jr., R (1, 7) OBP: 0.335, SLG: 0.365		K			L5			1-3		3	0	0	0	0	1	1
Rick Monday, L (1, 8) OBP: 0.411, SLG: 0.650		K			K			FC1-5-6 2-3		3	0	0	0	0	2	1
Steve Yeager, R (1, 2) OBP: 0.307, SLG: 0.233 Bill North, S (8, PH) OBP: 0.389, SLG: 0.317 Jerry Grote, R (8, 2) OBP: 0.364, SLG: 0.378			L3			F9		K		2 1 0	0 0 0	0 0 0	0 0 0	0 1 0	0 1 0	0 1 0
Don Sutton, R (1, 1) OBP: 0.174, SLG: 0.050 Vic Davalillo, L (9, PH) OBP: 0.306, SLG: 0.294			F6			F9			F8	2 1	0 0	0 0	0 0	0 0	0 0	0 0
Inning Stats	R: 1 H: 1 E: 0 LOB: 0 K: 1 BB: 0 S: 6 P: 6	R: 0 H: 0 E: 0 LOB: 0 K: 2 BB: 0 S: 7 P: 7	R: 0 H: 0 E: 0 LOB: 0 K: 0 BB: 0 S: 3 P: 3	R: 0 H: 0 E: 0 LOB: 0 K: 0 BB: 0 S: 3 P: 3	R: 0 H: 0 E: 0 LOB: 0 K: 1 BB: 0 S: 5 P: 5	R: 0 H: 0 E: 0 LOB: 0 K: 0 BB: 0 S: 3 P: 3	R: 0 H: 0 E: 0 LOB: 0 K: 1 BB: 0 S: 5 P: 5	R: 0 H: 0 E: 1 LOB: 1 K: 1 BB: 0 S: 6 P: 6	R: 0 H: 0 E: 0 LOB: 0 K: 0 BB: 0 S: 3 P: 3	1B: 0 2B: 0 3B: 0 HR: 1	SF: 0 SAC: 0 DP: 0 HBP: 0						

TOP

Los Angeles Dodgers @ Montreal Expos

Olympic Stadium, Montreal, QB

Thu Jun 08 1978, 7:05 PM EDT

Att. 20,004 - Unknown

livebaseballscorecards.com

AB	29
R	1
H	1
RBI	1
BB	0
SO	6
LOB	3

WP: 0 PA: 29
PB: 0
SB: 0
CS: 0

PITCHER	IP	WLS	BF	H	R	ER	SO	BB	IBB	HBP	BLK	WP	HR	S	P	ERA	WHIP
Steve Rogers, R (1, 1) ERA: 2.38	9.0	W	29	1	1	1	6	0	0	0	0	0	1	41	41	1.00	0.111

PITCHER	IP	WLS	BF	H	R	ER	SO	BB	IBB	HBP	BLK	WP	HR	S	P	ERA	WHIP

Batter	1	2	3	4	5	6	7	8	9	AB	R	H	RBI	BB	SO	LOB
Dave Cash, R (1, 4) OBP: 0.326, SLG: 0.361	G3		L5		2-H 1B		F7			4	0	1	1	0	0	0
Del Unser, L (9, 3) OBP: 0.324, SLG: 0.267										0	0	0	0	0	0	0
Chris Speier, R (1, 6) OBP: 0.367, SLG: 0.379	BB		F4		F9		1B			3	0	1	0	1	0	1
Warren Cromartie, L (1, 7) OBP: 0.321, SLG: 0.382	F9			F8		F3	F9			4	0	0	0	0	0	2
Tony Perez, R (1, 3) OBP: 0.324, SLG: 0.400	1-2 BB			K		1B HR 1B		K		3	1	1	0	1	2	0
Pepe Frias, R (9, 4) OBP: 0.600, SLG: 1.400										0	0	0	0	0	0	0
Ellis Valentine, R (1, 9) OBP: 0.318, SLG: 0.450	5-3			E5 FC5-4		1-3 HR 1B		BB 2B		4	1	2	0	0	0	2
Gary Carter, R (1, 2) OBP: 0.332, SLG: 0.372		1-3		FC5-4 1-2f		K		5-3		4	0	0	0	0	1	4
Andre Dawson, R (1, 8) OBP: 0.328, SLG: 0.444		6-3			K	1-H 3-H HR		BB		3	1	1	3	1	1	0
Larry Parrish, R (1, 5) OBP: 0.312, SLG: 0.460		K			SH3 1B	4-3		1-2 2-3 FC4-6 BB		3	1	1	0	1	1	0
Steve Rogers, R (1, 1) OBP: 0.105, SLG: 0.081			5-3		SH3 1-2		F9	1-2f FC4-6		3	0	0	0	0	0	3
Inning Stats	R: 0 H: 0 E: 0 LOB: 2 K: 0 BB: 2 S: 3 P: 11	R: 0 H: 0 E: 0 LOB: 0 K: 1 BB: 0 S: 5 P: 5	R: 0 H: 0 E: 0 LOB: 0 K: 0 BB: 0 S: 3 P: 3	R: 0 H: 0 E: 1 LOB: 1 K: 1 BB: 0 S: 6 P: 6	R: 1 H: 2 E: 0 LOB: 1 K: 1 BB: 0 S: 7 P: 7	R: 3 H: 3 E: 0 LOB: 0 K: 1 BB: 0 S: 8 P: 8	R: 0 H: 1 E: 0 LOB: 1 K: 0 BB: 0 S: 4 P: 4	R: 0 H: 1 E: 0 LOB: 3 K: 1 BB: 2 S: 6 P: 14		1B: 5 SF: 0 2B: 1 SAC: 1 3B: 0 DP: 0 HR: 1 HBP: 0						WP: 0 PA: 36 PB: 0 SB: 0 CS: 0	

PITCHER		IP	WLS	BF	H	R	ER	SO	BB	IBB	HBP	BLK	WP	HR	S	P	ERA	WHIP
Don Sutton, R ERA: 4.96	(1, 1)	8.0	L	36	7	4	4	5	4	0	0	0	0	1	42	58	4.50	1.375

PITCHER	IP	WLS	BF	H	R	ER	SO	BB	IBB	HBP	BLK	WP	HR	S	P	ERA	WHIP

BOTTOM

Los Angeles Dodgers @ Montreal Expos

Olympic Stadium, Montreal, QB

Thu Jun 08 1978, 7:05 PM EDT

Att. 20,004 - Unknown

livebaseballscorecards.com

AB	31
R	4
H	7
RBI	4
BB	4
SO	5
LOB	12

Batter	1	2	3	4	5	6	7	8	9	AB	R	H	RBI	BB	SO	LOB
Davey Lopes, R (1, 4) OBP: 0.394, SLG: 0.450	F9	F8	BB 1-2 2-3		4-3		F7		BB 1B	4	0	0	0	2	0	4
Bill Russell, R (1, 6) OBP: 0.296, SLG: 0.346	HR 1B	K	K			2B 1B		F6	1B 1-3 2-H 3-H	6	2	3	2	0	2	5
Reggie Smith, S (1, 9) OBP: 0.393, SLG: 0.564 Lee Lacy, R (4, PH) OBP: 0.382, SLG: 0.663 (4, 9)	HR 1-H		BB S WP E	6-3 BB		2B 1-H		5-3	5-3	1 3	2 0	1 1	2 1	1 1	0 0	0 1
Ron Cey, R (1, 5) OBP: 0.381, SLG: 0.432	1B		BB CS 1-H	6-3 1-2		F8		BB		3	0	1	0	2	0	2
Steve Garvey, R (1, 3) OBP: 0.297, SLG: 0.416	F3		E1 1B E 1-2	F8		F8		4-3		5	1	0	0	0	0	5
Dusty Baker Jr., R (1, 7) OBP: 0.332, SLG: 0.361	F4		E PB 1B 1-2	F7		F7			F5	5	1	1	0	0	0	3
Bill North, S (1, 8) OBP: 0.397, SLG: 0.318		SH 1B	E1 BB PB 1-3 2-H		F8		FC5-4 BB		BB 2B BB	3	1	1	0	2	0	1
Steve Yeager, R (1, 2) OBP: 0.306, SLG: 0.233 Vic Davalillo, L (9, PH) OBP: 0.324, SLG: 0.294		F8	5-3 1-2 3-H		FC6-4 1B		F8		2B 1B 1-2 BB	4 0	0 1	1 0	0 0	0 1	0 0	3 0
Tommy John, R (1, 1) OBP: 0.231, SLG: 0.208 Bobby Castillo, R (4, 1) Manny Mota, R (7, PH) OBP: 0.357, SLG: 0.385 Charlie Hough, R (7, 1) OBP: 0.429, SLG: 0.571 Rick Monday, L (9, PH) OBP: 0.415, SLG: 0.660		SH 1-2	BB		FC6-4 1-2f		FC5-4 1-2f		1B 2B 1-3 2-H	0 1 1 0 1	0 0 0 0 1	0 0 0 0 1	0 0 0 0 1	1 0 0 0 0	0 0 0 0 0	0 1 1 0 0
Inning Stats	R: 2 E: 0 K: 0 S: 6 H: 3 LOB: 1 BB: 0 P: 6	R: 0 E: 0 K: 1 S: 7 H: 1 LOB: 2 BB: 0 P: 7	R: 3 E: 2 K: 1 S: 7 H: 1 LOB: 3 BB: 4 P: 23	R: 0 E: 0 K: 0 S: 3 H: 0 LOB: 1 BB: 1 P: 7	R: 0 E: 0 K: 0 S: 4 H: 1 LOB: 1 BB: 0 P: 4	R: 1 E: 0 K: 0 S: 5 H: 2 LOB: 1 BB: 0 P: 5	R: 0 E: 0 K: 0 S: 3 H: 0 LOB: 1 BB: 1 P: 7	R: 0 E: 0 K: 0 S: 3 H: 0 LOB: 1 BB: 1 P: 7	R: 3 E: 0 K: 0 S: 4 H: 2 LOB: 1 BB: 3 P: 16	1B: 7 2B: 2 3B: 0 HR: 1 SF: 0 SAC: 1 DP: 0 HBP: 0						

PITCHER		IP	WLS	BF	H	R	ER	SO	BB	IBB	HBP	BLK	WP	HR	S	P	ERA	WHIP
Rudy May, L ERA: 3.57	(1, 1)	2.1		15	5	5	3	1	2	0	0	0	1	1	15	23	11.57	3.000
Bill Atkinson, R ERA: 2.57	(3, 1)	0.2		5	0	0	0	1	2	0	0	0	0	0	5	13	0.00	3.000
Dan Schatzeder, L ERA: 2.66	(4, 1)	4.0	W	17	3	1	1	0	2	0	0	0	0	0	15	23	2.25	1.250
Mike Garman, R ERA: 5.55	(8, 1)	0.0		0	0	0	0	0	0	0	0	0	0	0	0	0	∞	∞
Darold Knowles, L ERA: 1.65	(9, 1)	0.2	S	3	1	0	0	0	1	0	0	0	0	0	2	6	0.00	3.000

PITCHER	IP	WLS	BF	H	R	ER	SO	BB	IBB	HBP	BLK	WP	HR	S	P	ERA	WHIP

TOP

Los Angeles Dodgers @ Montreal Expos

Olympic Stadium, Montreal, QB

Fri Jun 09 1978, 3:33 AM EDT

Att. 21,719 - Unknown

livebaseballscorecards.com

AB	37
R	9
H	10
RBI	6
BB	10
SO	2
LOB	26

WP: 1 PB: 1 SB: 1 CS: 1 PA: 48

BOTTOM

Los Angeles Dodgers @ Montreal Expos

Olympic Stadium, Montreal, QB

Fri Jun 09 1978, 3:33 AM EDT

Att. 21,719 - Unknown

livebaseballscorecards.com

Batter	1	2	3	4	5	6	7	8	9	AB	R	H	RBI	BB	SO	LOB
Dave Cash, R (1, 4) OBP: 0.324, SLG: 0.357	G3-6-3 1B 1B	FC6-4 1-2f	FC5-4 1-2f 2-3 3-H	F2			G1-6-3 1-2f			5	0	1	0	0	0	6
Del Unser, L (9, 3) OBP: 0.324, SLG: 0.267										0	0	0	0	0	0	0
Chris Speier, R (1, 6) OBP: 0.373, SLG: 0.386	G3-6-3 1-2 1B		2B 1B	6-3	K		1B			5	1	3	0	0	1	0
Warren Cromartie, L (1, 7) OBP: 0.318, SLG: 0.374	G3-6-3 1-2f 2-3		K	2B HBP	K		F5			4	1	0	0	0	2	4
Tony Perez, R (1, 3) OBP: 0.325, SLG: 0.411	4-3		1B 1-H 1B 2B	1-H 1B 2B	F3			K		5	2	2	2	0	1	1
Pepe Frias, R (9, 4) OBP: 0.600, SLG: 1.400										0	0	0	0	0	0	0
Ellis Valentine, R (1, 9) OBP: 0.320, SLG: 0.446		4-3	1B 1B 2-3 1B	1B HR BB		K	K	K		4	2	1	0	1	2	0
Gary Carter, R (1, 2) OBP: 0.338, SLG: 0.374		1B 1B	F4	1-3 2-H HR 1B		BB		K		4	1	2	1	1	1	2
Andre Dawson, R (1, 8) OBP: 0.330, SLG: 0.443	K	1B 1B 1-2 WP 3-H 1B	HR IBB			K				3	2	1	1	1	2	2
Larry Parrish, R (1, 5) OBP: 0.320, SLG: 0.482	BB 1-3 1B	WP 1B 1-2 2-3 1B	1-H 2-H 3-H HR			F8				4	1	3	4	0	0	1
Rudy May, L (1, 1) OBP: 0.281, SLG: 0.276										0	0	0	0	1	0	0
Bill Atkinson, L (3, 1) OBP: 0.500, SLG: 0.500										0	0	0	0	0	0	0
Stan Papi, R (3, PH) OBP: 0.340, SLG: 0.383										1	0	1	1	0	0	0
Dan Schatzeder, L (4, 1) OBP: 0.333, SLG: 0.333										1	0	0	0	0	1	0
Wayne Garrett, L (7, PH) OBP: 0.282, SLG: 0.243										1	0	1	0	0	0	0
Mike Garman, R (8, 1)										0	0	0	0	0	0	0
Darold Knowles, L (9, 1) OBP: 0.500, SLG: 0.500										0	0	0	0	0	0	0
Inning Stats	R: 0 E: 0 K: 0 S: 4 H: 2 LOB: 1 BB: 0 P: 4	R: 0 E: 0 K: 1 S: 7 H: 2 LOB: 3 BB: 1 P: 11	R: 4 E: 0 K: 1 S: 11 H: 6 LOB: 2 BB: 0 P: 11	R: 6 E: 0 K: 1 S: 8 H: 3 LOB: 0 BB: 2 P: 17	R: 0 E: 0 K: 2 S: 7 H: 0 LOB: 0 BB: 0 P: 7	R: 0 E: 0 K: 2 S: 7 H: 0 LOB: 1 BB: 1 P: 11	R: 0 E: 0 K: 0 S: 4 H: 2 LOB: 1 BB: 0 P: 4	R: 0 E: 0 K: 3 S: 9 H: 0 LOB: 0 BB: 0 P: 9		1B: 12 2B: 2 3B: 0 HR: 1 SF: 0 SAC: 0 DP: 2 HBP: 1						

AB	37
R	10
H	15
RBI	9
BB	4
SO	10
LOB	16

PITCHER		IP	WLS	BF	H	R	ER	SO	BB	IBB	HBP	BLK	WP	HR	S	P	ERA	WHIP
Tommy John, L ERA: 4.07	(1, 1)	3.1	L	24	12	8	8	2	2	0	1	0	1	0	25	34	21.60	4.200
Bobby Castillo, R ERA: 3.81	(4, 1)	2.2		11	1	2	2	5	1	1	0	0	0	1	19	27	6.75	0.750
Charlie Hough, R ERA: 3.06	(7, 1)	2.0		7	2	0	0	3	0	0	0	0	0	0	13	13	0.00	1.000

PITCHER	IP	WLS	BF	H	R	ER	SO	BB	IBB	HBP	BLK	WP	HR	S	P	ERA	WHIP

Los Angeles Dodgers @ Montreal Expos

Olympic Stadium, Montreal, QB

Sat Jun 10 1978, 7:05 PM EDT

Att. 39,104 - Unknown

TOP

livebaseballscorecards.com

Batter	1	2	3	4	5	6	7	8	9	AB	R	H	RBI	BB	SO	LOB
Davey Lopes, R (1, 4) OBP: 0.394, SLG: 0.448	F3		FC5-6 1-2 1B	HBP S 1B		5-3		K 1-2 2-3		5	0	2	0	0	1	2
Bill Russell, R (1, 6) OBP: 0.290, SLG: 0.339	6-3		FC5-6 1B 2B 1-2f 2-3	F6 1-2		F7		F7		5	1	0	0	0	0	6
Steve Garvey, R (1, 3) OBP: 0.303, SLG: 0.417	F6		2B 1-3 3-H 1B	BBB 4-0 HBP BB			F7		SH1-3 BB 2B 1B	4	1	2	1	1	0	0
Ron Cey, R (1, 5) OBP: 0.386, SLG: 0.436		5-3	1-3 3-H 2B	H 1-0 1-2 2-3 HBP			SSS K		BBBB 4-0 SH1-3 1-2 2B BB	3	1	1	1	1	1	0
Rick Monday, L (1, 9) OBP: 0.417, SLG: 0.653		F8	IIII 4-0 IBB	4-3			1B		SH1-3 1-2 2-3	3	0	1	0	1	0	3
Dusty Baker Jr., R (1, 7) OBP: 0.333, SLG: 0.367		1B 1B	F4		SSS K		SSS K		4-3 2-H 3-H 2B	5	0	2	2	0	2	4
Bill North, S (1, 8) OBP: 0.397, SLG: 0.321		FC6-4 1-3 1B	1-3		SSS K			S 1B	4-3 2-3	5	0	2	0	0	1	4
Steve Yeager, R (1, 2) OBP: 0.306, SLG: 0.257 Vic Davalillo, L (8, PH) OBP: 0.324, SLG: 0.294 Lee Lacy, R (8, PH) OBP: 0.379, SLG: 0.656 Jerry Grote, R (8, 2) OBP: 0.356, SLG: 0.368		FC6-4 1-2f		HR	5-3			F7	F8	3 0 1 1	1 0 0 0	1 0 0 0	1 0 0 0	0 0 0 0	0 0 0 0	2 0 1 1
Rick Rhoden, R (1, 1) OBP: 0.207, SLG: 0.192 Manny Mota, R (8, PH) OBP: 0.400, SLG: 0.429 Ted Martinez, R (8, PR) OBP: 0.294, SLG: 0.250 Lance Rautzhan, R (8, 1) Terry Forster, L (9, 1) OBP: 0.400, SLG: 0.400			FC5-6 1B 1B 1B	F8		SSS K		S 1-2 1B		3 1 0 0 0	1 0 0 0 0	1 1 0 0 0	0 0 0 0 0	1 0 0 0 0	0 0 0 0 0	0 0 0 0 0
Inning Stats	R: 0 E: 0 K: 0 S: 3 H: 0 LOB: 0 BB: 0 P: 3	R: 0 E: 0 K: 0 S: 5 H: 2 LOB: 2 BB: 0 P: 5	R: 2 E: 0 K: 0 S: 7 H: 4 LOB: 3 BB: 1 P: 11	R: 1 E: 0 K: 0 S: 5 H: 2 LOB: 3 BB: 1 P: 10	R: 0 E: 0 K: 2 S: 7 H: 0 LOB: 0 BB: 0 P: 7	R: 0 E: 0 K: 1 S: 5 H: 0 LOB: 0 BB: 0 P: 5	R: 0 E: 0 K: 2 S: 8 H: 1 LOB: 1 BB: 0 P: 8	R: 0 E: 0 K: 1 S: 7 H: 2 LOB: 3 BB: 0 P: 7	R: 2 E: 0 K: 0 S: 5 H: 2 LOB: 1 BB: 1 P: 9	1B: 10 2B: 2 3B: 0 HR: 1 SF: 0 SAC: 1 DP: 0 HBP: 1						

	AB	39
	R	5
	H	13
	RBI	5
	BB	3
	SO	6
	LOB	23

WP: 0 PB: 0 SB: 3 CS: 0 PA: 44

PITCHER		IP	WLS	BF	H	R	ER	SO	BB	IBB	HBP	BLK	WP	HR	S	P	ERA	WHIP
Wayne Twitchell, R ERA: 5.09	(1, 1)	7.0		34	10	3	3	5	1	1	1	0	0	1	41	50	3.86	1.571
Darold Knowles, L ERA: 1.63	(8, 1)	0.1		2	1	0	0	0	0	0	0	0	0	0	2	2	0.00	3.000
Bill Atkinson, R ERA: 3.14	(8, 1)	0.2	L	4	1	2	2	1	1	0	0	0	0	0	5	9	27.00	3.000
Dan Schatzeder, L ERA: 2.61	(9, 1)	0.1		1	0	0	0	0	0	0	0	0	0	0	1	1	0.00	0.000
Mike Garman, R ERA: 5.4	(9, 1)	0.0		0	0	0	0	0	0	0	0	0	0	0	0	0	∞	∞

PITCHER	IP	WLS	BF	H	R	ER	SO	BB	IBB	HBP	BLK	WP	HR	S	P	ERA	WHIP

Batter	1	2	3	4	5	6	7	8	9	AB	R	H	RBI	BB	SO	LOB
Dave Cash, R (1, 4) OBP: 0.326, SLG: 0.357	FC3-6 1B		BBB 4-0 1B BB		5-3		F8		SSS 0-3 K	3	0	1	0	1	0	1
Del Unser, L (9, 3) OBP: 0.319, SLG: 0.262										1	0	0	0	0	1	1
Chris Speier, R (1, 6) OBP: 0.384, SLG: 0.401	FC3-6 HBP 1-2f		1-2 2-H 1B		2-H 1B		1B 2B		BBBB 4-0 FC6-4 BB	4	1	3	2	1	0	1
Warren Cromartie, L (1, 7) OBP: 0.320, SLG: 0.372	G6-4-3 HBP 1-2		F7		F5		2-H 1B		FC6-4 1-2f	4	0	1	1	0	0	5
Tony Perez, R (1, 3) OBP: 0.324, SLG: 0.407	G6-4-3 1-2f		F7			1B E WP 1B	F8			4	1	1	0	0	0	5
Pepe Frias, R (9, 4) OBP: 0.600, SLG: 1.400										0	0	0	0	0	0	0
Ellis Valentine, R (1, 9) OBP: 0.314, SLG: 0.437		4-3		5-3		F8 1-2		6-3		4	0	0	0	0	0	1
Gary Carter, R (1, 2) OBP: 0.332, SLG: 0.367		F8		F8		SSS 0-3 K		F3		4	0	0	0	0	1	1
Andre Dawson, R (1, 8) OBP: 0.329, SLG: 0.439		6-3		5-3		WP 2-3 1B		SSS 0-3 K		4	0	1	0	0	1	0
Larry Parrish, R (1, 5) OBP: 0.329, SLG: 0.487			SH1-4 1B 1B		SH1-6-4 1B 1B	F7 1-3 3-H			SH1-3 1B	4	2	3	0	0	0	1
Wayne Twitchell, R (1, 1) OBP: 0.188, SLG: 0.071			SH1-4 1-2		SH1-6-4 1-2		6-3		SH1-3 1-2	1	0	0	0	0	0	0
Darold Knowles, L (8, 1) OBP: 0.500, SLG: 0.500										0	0	0	0	0	0	0
Bill Atkinson, L (8, 1) OBP: 0.500, SLG: 0.500										0	0	0	0	0	0	0
Dan Schatzeder, L (9, 1) OBP: 0.333, SLG: 0.333										0	0	0	0	0	0	0
Mike Garman, R (9, 1)										0	0	0	0	0	0	0
Stan Papi, R (9, PH) OBP: 0.340, SLG: 0.383										0	0	0	0	0	0	0
Inning Stats	R: 0 E: 0 K: 0 S: 3 H: 1 LOB: 1 BB: 0 P: 4	R: 0 E: 0 K: 0 S: 3 H: 0 LOB: 0 BB: 0 P: 3	R: 1 E: 0 K: 0 S: 5 H: 2 LOB: 2 BB: 1 P: 9	R: 0 E: 0 K: 0 S: 3 H: 0 LOB: 0 BB: 0 P: 3	R: 1 E: 0 K: 0 S: 5 H: 2 LOB: 1 BB: 0 P: 5	R: 1 E: 1 K: 1 S: 7 H: 2 LOB: 1 BB: 0 P: 7	R: 1 E: 0 K: 0 S: 5 H: 2 LOB: 1 BB: 0 P: 5	R: 0 E: 0 K: 1 S: 5 H: 0 LOB: 0 BB: 0 P: 5	R: 0 E: 0 K: 1 S: 6 H: 1 LOB: 2 BB: 1 P: 10	1B: 9 2B: 1 3B: 0 HR: 0	SF: 0 SAC: 3 DP: 1 HBP: 1						

PITCHER		IP	WLS	BF	H	R	ER	SO	BB	IBB	HBP	BLK	WP	HR	S	P	ERA	WHIP
Rick Rhoden, R ERA: 4.32	(1, 1)	7.0		31	9	4	3	1	1	0	1	0	1	0	31	36	3.86	1.429
Lance Rautzhan, L ERA: 1.08	(8, 1)	1.1	W	5	1	0	0	1	0	0	0	0	0	0	7	7	0.00	0.750
Terry Forster, L ERA: 3.29	(9, 1)	0.2	S	3	0	0	0	1	1	0	0	0	0	0	4	8	0.00	1.500

PITCHER	IP	WLS	BF	H	R	ER	SO	BB	IBB	HBP	BLK	WP	HR	S	P	ERA	WHIP

BOTTOM

Los Angeles Dodgers @ Montreal Expos

Olympic Stadium, Montreal, QB

Sat Jun 10 1978, 7:05 PM EDT

Att. 39,104 - Unknown

livebaseballscorecards.com

AB	33
R	4
H	10
RBI	3
BB	2
SO	3
LOB	16

1B: 9	SF: 0	WP: 2	PA: 39
2B: 1	SAC: 3	PB: 0	
3B: 0	DP: 1	SB: 0	
HR: 0	HBP: 1	CS: 0	

Los Angeles Dodgers @ Montreal Expos

Olympic Stadium, Montreal, QB

Sun Jun 11 1978, 3:33 AM EDT

Att. 48,389 - Unknown

TOP

livebaseballscorecards.com

Batter	1	2	3	4	5	6	7	8	9	AB	R	H	RBI	BB	SO	LOB
Davey Lopes, R (1, 4) OBP: 0.402, SLG: 0.456	S, E, 1B	1B, 1B 2-3 3-H	2-3, 1B		1B 1-2		F9 ③		F8 ②	6	2	4	1	0	0	0
Bill Russell, R (1, 6) OBP: 0.300, SLG: 0.348	E3, 1B, 1B 1-H	1B, 1B 1-2 3-H	F9 ③		1B 1-2 2-H			1B, HR, 1B	L3 ③	5	3	4	1	0	0	2
Ted Martinez, R (9, PH) OBP: 0.278, SLG: 0.235 (9, 6)										1	0	0	0	0	0	0
Steve Garvey, R (1, 3) OBP: 0.309, SLG: 0.421	FC5-4, 1B 1-H	1B 1-3 2-H		F2 ①		5-3 ①		S, HR, 1B 1-3		5	1	3	2	0	0	0
Ron Cey, R (1, 5) OBP: 0.386, SLG: 0.449	S S S K ①	1-3 3-H		F8 ②		F3 ②		1-H 3-H		5	1	2	4	0	1	1
Dusty Baker Jr., R (1, 7) OBP: 0.330, SLG: 0.363	L7 ②	G3 ③		F9 ③		S, 1B		6-3 ①		5	0	1	0	0	0	2
Vic Davalillo, L (8, 7) OBP: 0.324, SLG: 0.294										0	0	0	0	0	0	0
Lee Lacy, R (1, 9) OBP: 0.389, SLG: 0.660	FC5-4 ③ 1-2f		6-3, 1B, 1B		FC1-6, 2B B B B B	1-2, BB		S S S K ②		4	1	2	0	1	1	1
Bill North, S (1, 8) OBP: 0.390, SLG: 0.325		E7, SH1-3, 1B, 1B	6-3 ① 1-3		FC1-6 ① CS, S 2-3	L8 ③		2B		5	1	1	0	0	0	4
Jerry Grote, R (1, 2) OBP: 0.380, SLG: 0.419		1B, SH1-3, 1B 1-2	1B, SH2-4 3-H		1B 1-3		F9 ①	F4 ③		5	2	3	1	0	0	1
Lance Rautzhan, R (8, 1)					2B					0	0	0	0	0	0	0
Doug Rau, L (1, 1) OBP: 0.208, SLG: 0.208										0	0	0	0	0	0	0
Charlie Hough, R (4, 1) OBP: 0.444, SLG: 0.556										2	0	1	1	0	0	0
Johnny Oates, L (8, 2) OBP: 0.474, SLG: 0.500		SH1-3 ① 1-2 2-3	SH2-4 ② 1-2		1B 1B 2-H		F8 ②		F8 ①	1	0	0	0	0	0	0

Inning Stats	1	2	3	4	5	6	7	8	9
	R: 2 E: 1 K: 1 S: 8	H: 3 LOB: 1 BB: 0 P: 8	R: 4 E: 1 K: 0 S: 8	H: 5 LOB: 1 BB: 0 P: 8	R: 1 E: 0 K: 0 S: 6	H: 3 LOB: 2 BB: 0 P: 6	R: 0 E: 0 K: 0 S: 3	H: 0 LOB: 0 BB: 0 P: 3	R: 1 E: 0 K: 0 S: 6	H: 5 LOB: 2 BB: 0 P: 6	R: 0 E: 0 K: 0 S: 4	H: 1 LOB: 2 BB: 1 P: 8	R: 0 E: 0 K: 0 S: 3	H: 0 LOB: 0 BB: 0 P: 3	R: 3 E: 0 K: 1 S: 9	H: 4 LOB: 1 BB: 0 P: 9	R: 0 E: 0 K: 0 S: 3	H: 0 LOB: 0 BB: 0 P: 3

	AB	44
	R	11
	H	21
	RBI	10
	BB	1
	SO	2
	LOB	11

	1B: 17	SF: 0
	2B: 3	SAC: 2
	3B: 0	DP: 0
	HR: 1	HBP: 0

	WP: 0	PA: 47
	PB: 0	
	SB: 4	
	CS: 1	

PITCHER		IP	WLS	BF	H	R	ER	SO	BB	IBB	HBP	BLK	WP	HR	S	P	ERA	WHIP
Ross Grimsley, L ERA: 2.97	(1, 1)	1.1	L	11	6	6	5	1	0	0	0	0	0	0	13	13	33.75	4.500
Hal Dues, R ERA: 3.74	(2, 1)	2.2		12	5	1	1	0	0	0	0	0	0	0	12	12	3.38	1.875
Bill Atkinson, R ERA: 3.23	(5, 1)	2.0		11	6	1	1	0	1	0	0	0	0	0	10	14	4.50	3.500
Dan Schatzeder, L ERA: 3.57	(7, 1)	2.0		10	4	3	3	1	0	0	0	0	0	1	12	12	13.50	2.000
Mike Garman, R ERA: 5.19	(9, 1)	0.0		0	0	0	0	0	0	0	0	0	0	0	0	0	∞	∞

PITCHER		IP	WLS	BF	H	R	ER	SO	BB	IBB	HBP	BLK	WP	HR	S	P	ERA	WHIP

Batter	1	2	3	4	5	6	7	8	9	AB	R	H	RBI	BB	SO	LOB
Dave Cash, R (1, 4) OBP: 0.324, SLG: 0.358	6-3	1-3 2B		F7		6-3			5-3	5	0	1	0	0	0	2
Chris Speier, R (1, 6) OBP: 0.385, SLG: 0.394	E 1B BB	6-3		1-2 2-3 BLK 1B BB		F7			4-3	3	1	0	0	2	0	2
Warren Cromartie, L (1, 7) OBP: 0.326, SLG: 0.377	E 1-2 1B		G5-4-3 1B	1-H 2-H 3-H 1B 1B			F9		K	5	0	3	2	0	1	0
Tony Perez, R (1, 3) OBP: 0.323, SLG: 0.404	F7		K	1-2 1B			F7			4	0	1	0	0	1	3
Ellis Valentine, R (1, 9) OBP: 0.308, SLG: 0.428	E6 1-2 2-3		G5-4-3 1-2f	K			K			4	0	0	0	0	2	5
Gary Carter, R (1, 2) OBP: 0.326, SLG: 0.360	F4			F9	5-3			F7		4	0	0	0	0	0	3
Andre Dawson, R (1, 8) OBP: 0.332, SLG: 0.440		F8		1B 1B	F2			PB 1B		4	1	2	0	0	0	0
Larry Parrish, R (1, 5) OBP: 0.327, SLG: 0.485		K		BB 1B 1-2 BLK 1B	F3			G4-6-3 1-3 BB		1	0	0	0	0	1	0
Stan Papi, R (3, 5) OBP: 0.358, SLG: 0.388										2	1	1	0	1	0	0
Ross Grimsley, L (1, 1) OBP: 0.188, SLG: 0.121		2B 1B		BLK BB 1-2 2-H 1B 1B		1-3		G4-6-3 1-2f		0	0	0	0	0	0	0
Hal Dues, R (2, 1) OBP: 0.200, SLG: 0.200										1	0	1	0	0	0	0
Sam Mejias, R (4, PH) OBP: 0.308, SLG: 0.250										1	1	1	1	0	0	0
Bill Atkinson, L (5, 1) OBP: 0.500, SLG: 0.500										0	0	0	0	0	0	0
Pepe Frias, R (6, PH) OBP: 0.500, SLG: 1.167										1	0	0	0	0	0	0
Dan Schatzeder, L (7, 1) OBP: 0.333, SLG: 0.333										0	0	0	0	0	0	0
Wayne Garrett, L (8, PH) OBP: 0.275, SLG: 0.237										1	0	0	0	0	0	2
Mike Garman, R (9, 1)										0	0	0	0	0	0	0
Inning Stats	R: 0 E: 1 K: 0 S: 5 H: 1 LOB: 3 BB: 1 P: 9	R: 0 E: 0 K: 1 S: 7 H: 2 LOB: 2 BB: 0 P: 7	R: 0 E: 0 K: 1 S: 5 H: 1 LOB: 0 BB: 0 P: 5	R: 4 E: 0 K: 1 S: 10 H: 5 LOB: 2 BB: 1 P: 14	R: 0 E: 0 K: 0 S: 3 H: 0 LOB: 0 BB: 0 P: 3	R: 0 E: 0 K: 0 S: 3 H: 0 LOB: 0 BB: 0 P: 3	R: 0 E: 0 K: 1 S: 5 H: 0 LOB: 0 BB: 0 P: 5	R: 0 E: 0 K: 0 S: 3 H: 1 LOB: 1 BB: 1 P: 7	R: 0 E: 0 K: 1 S: 5 H: 0 LOB: 0 BB: 0 P: 5	1B: 9 2B: 1 3B: 0 HR: 0	SF: 0 SAC: 0 DP: 2 HBP: 0					

PITCHER		IP	WLS	BF	H	R	ER	SO	BB	IBB	HBP	BLK	WP	HR	S	P	ERA	WHIP
Doug Rau, L ERA: 3.7	(1, 1)	3.2		22	9	4	4	2	2	0	0	1	0	0	24	32	9.82	3.000
Charlie Hough, R ERA: 2.77	(4, 1)	3.2	W	13	1	0	0	2	1	0	0	0	0	0	16	20	0.00	0.545
Lance Rautzhan, L ERA: 0.9	(8, 1)	1.2		4	0	0	0	1	0	0	0	0	0	0	6	6	0.00	0.000

PITCHER	IP	WLS	BF	H	R	ER	SO	BB	IBB	HBP	BLK	WP	HR	S	P	ERA	WHIP

BOTTOM

Los Angeles Dodgers @ Montreal Expos

Olympic Stadium, Montreal, QB

Sun Jun 11 1978, 3:33 AM EDT

Att. 48,389 - Unknown

livebaseballscorecards.com

AB	36
R	4
H	10
RBI	3
BB	3
SO	5
LOB	17

PA: 39

WP: 0
PB: 2
SB: 0
CS: 0

Batter	1	2	3	4	5	6	7	8	9	AB	R	H	RBI	BB	SO	LOB
Dave Cash, R (1, 4) OBP: 0.319, SLG: 0.352	L8		6-3		6-3			6-3		4	0	0	0	0	0	0
Chris Speier, R (1, 6) OBP: 0.387, SLG: 0.389	F9		BB		BB			G3		2	0	0	0	2	0	0
Warren Cromartie, L (1, 7) OBP: 0.325, SLG: 0.372	G3		BB		5-3			F7		3	0	0	0	1	0	1
Ellis Valentine, R (1, 9) OBP: 0.307, SLG: 0.424		CI 1B	K			6-3			F9	4	0	1	0	0	1	2
Wayne Garrett, L (1, 5) OBP: 0.256, SLG: 0.220		CI		4-3		K			L3	3	0	0	0	0	1	0
Andre Dawson, R (1, 8) OBP: 0.327, SLG: 0.432		L6		P4		K			6-3	4	0	0	0	0	1	2
Del Unser, L (1, 3) OBP: 0.319, SLG: 0.254		K		BB			F3			2	0	0	0	1	1	2
Ed Herrmann, L (1, 2) OBP: 0.167, SLG: 0.128		G3		F9			F5			3	0	0	0	0	0	3
Steve Rogers, R (1, 1) OBP: 0.098, SLG: 0.075			P3		P2		G3			3	0	0	0	0	0	0
Inning Stats	R: 0 E: 0 K: 0 S: 3	R: 0 E: 1 K: 1 S: 7	R: 0 E: 0 K: 1 S: 5	R: 0 E: 0 K: 0 S: 3	R: 0 E: 0 K: 0 S: 3	R: 0 E: 0 K: 2 S: 7	R: 0 E: 0 K: 0 S: 3	R: 0 E: 0 K: 0 S: 3	R: 0 E: 0 K: 0 S: 3							

Inning Stats	H:	LOB:	BB:	P:
1	0	0	0	3
2	1	2	0	7
3	0	2	2	13
4	0	1	1	7
5	0	1	1	7
6	0	0	0	7
7	0	0	0	3
8	0	0	0	3
9	0	0	0	3

| | | | | | | |

Batter	1	2	3	4	5	6	7	8	9	AB	R	H	RBI	BB	SO	LOB
Terry Whitfield, L (1, 7) OBP: 0.314, SLG: 0.412	4-3		1B			4-3		L8		4	0	1	0	0	0	0
Rob Andrews, R (1, 4) OBP: 0.304, SLG: 0.300	4-3		4-3			BB, 2B				2	1	0	0	1	0	1
Jack Clark, R (1, 9) OBP: 0.369, SLG: 0.521	K			F9		1-H, 2B				3	0	1	1	0	1	0
Darrell Evans, L (1, 5) OBP: 0.392, SLG: 0.429		4-3		F7		F7				3	0	0	0	0	0	0
Mike Ivie, R (1, 3) OBP: 0.385, SLG: 0.484		BB		1B			5-3			2	0	1	0	1	0	0
Skip James, L (8, 3) OBP: 0.238, SLG: 0.167										0	0	0	0	0	0	0
Larry Herndon, R (1, 8) OBP: 0.335, SLG: 0.322		K		1-3			K			3	0	0	0	0	2	2
Marc Hill, R (1, 2) OBP: 0.301, SLG: 0.296		G3			F3		4-1			3	0	0	0	0	0	1
Johnnie LeMaster, R (1, 6) OBP: 0.256, SLG: 0.273			F9		P3			K		3	0	0	0	0	1	0
Ed Halicki, R (1, 1) OBP: 0.118, SLG: 0.118			5-3-4		L4			K		3	0	0	0	0	1	0
Inning Stats	R: 0 E: 0 K: 1 S: 5 H: 0 LOB: 0 BB: 0 P: 5	R: 0 E: 0 K: 1 S: 5 H: 0 LOB: 1 BB: 1 P: 9	R: 0 E: 0 K: 0 S: 4 H: 1 LOB: 1 BB: 0 P: 4	R: 0 E: 0 K: 0 S: 4 H: 1 LOB: 1 BB: 0 P: 4	R: 0 E: 0 K: 0 S: 3 H: 0 LOB: 0 BB: 0 P: 3	R: 1 E: 0 K: 0 S: 3 H: 1 LOB: 0 BB: 1 P: 7	R: 0 E: 0 K: 1 S: 5 H: 0 LOB: 0 BB: 0 P: 5	R: 0 E: 0 K: 2 S: 7 H: 0 LOB: 0 BB: 0 P: 7		1B: 2 2B: 1 3B: 0 HR: 0 SF: 0 SAC: 0 DP: 0 HBP: 0						

PITCHER	IP	WLS	BF	H	R	ER	SO	BB	IBB	HBP	BLK	WP	HR	S	P	ERA	WHIP
Steve Rogers, R (1, 1) ERA: 2.29	8.0	L	28	3	1	1	5	2	0	0	0	0	0	36	44	1.12	0.625

PITCHER	IP	WLS	BF	H	R	ER	SO	BB	IBB	HBP	BLK	WP	HR	S	P	ERA	WHIP

BOTTOM

Montreal Expos @ San Francisco Giants

Candlestick Park, San Francisco, CA

Mon Jun 12 1978, 6:33 AM EDT

Att. 7,231 - Unknown

livebaseballscorecards.com

AB	26
R	1
H	3
RBI	1
BB	2
SO	5
LOB	4

PA: 28

Montreal Expos @ San Francisco Giants

Candlestick Park, San Francisco, CA

Tue Jun 13 1978, 10:05 PM EDT

Att. 26,277 - Unknown

TOP

livebaseballscorecards.com

Batter	1	2	3	4	5	6	7	8	9	AB	R	H	RBI	BB	SO	LOB
Dave Cash, R (1, 4) OBP: 0.316, SLG: 0.346	B B B B 4-0 HBP 1B E BB	x 0-0 ② 6-3			x 0-0 ② P6		x 0-0 ② P4		x 0-0 ② F9	4	1	0	0	1	0	2
Chris Speier, R (1, 6) OBP: 0.382, SLG: 0.384	x 0-0 HBP E 1B 1-2	x 0-0 ③ 6-3			S S S 0-3 ③ K		x 0-0 ③ P3		x 0-0 ③ F9	5	1	1	0	0	1	2
Warren Cromartie, L (1, 7) OBP: 0.328, SLG: 0.372 Del Unser, L (1, 7) OBP: 0.320, SLG: 0.258	H 1-0 E HBP 1-2 2-3		x 0-0 ① 4-3			S S S 0-3 ① K		x 0-0 1B 1B 1B		0 1 0 0 0 0 0 3 1 1 0 0 1 0						
Tony Perez, R (1, 3) OBP: 0.326, SLG: 0.411	x 0-0 E2 2B 1-H 2-H 3-H		S S S 0-3 ② K			x 0-0 ② P5		x 0-0 1-3 1B SF8 1B 1-2		4	1	2	3	0	1	0
Ellis Valentine, R (1, 9) OBP: 0.311, SLG: 0.431	x 0-0 ① 6-3		x 0-0 ③ 6-3			x 0-0 2B		x 0-0 1-3 1-2 2-H 1B		4	0	2	1	0	0	1
Gary Carter, R (1, 2) OBP: 0.325, SLG: 0.354	I I I I 4-0 FC6-4 IBB			x 0-0 ① F9		x 0-0 ③ 6-3		x 0-0 ① 1-3 1-2 2-3		3	0	0	0	1	0	3
Stan Papi, R (1, 5) OBP: 0.351, SLG: 0.385	x 0-0 ② P3			x 0-0 ② F3			x 0-0 SH5-4 1B 1B	x 0-0 ② SF8 3-H		3	0	1	1	0	0	2
Sam Mejias, R (1, 8) OBP: 0.294, SLG: 0.250	x 0-0 ③ FC6-4 1-2f			x 0-0 ③ 6-3			x 0-0 SH5-4 1B 1-2	x 0-0 ③ 1-4-3		4	0	1	0	0	0	3
Rudy May, L (1, 1) OBP: 0.265, SLG: 0.258 Hal Dues, R (5, 1) OBP: 0.200, SLG: 0.200 Pepe Frias, R (7, PH) OBP: 0.500, SLG: 1.167 Mike Garman, R (7, 1) Darold Knowles, L (7, 1) OBP: 0.500, SLG: 0.500 Wayne Garrett, L (9, PH) OBP: 0.250, SLG: 0.214		x 0-0 ① 4-3			S S S 0-3 ① K		x 0-0 ① SH5-4 1-2 2-3		S S S 0-3 ① K	2 0 0 0 0 1 0 0 0 0 0 0 0 0 0 0 0 0 0 0 0 0 0 0 0 0 0 0 0 0 0 0 0 0 0 1 0 0 0 0 1 0						

| | | | | | |

Batter	1	2	3	4	5	6	7	8	9	AB	R	H	RBI	BB	SO	LOB
Rob Andrews, R (1, 4) OBP: 0.333, SLG: 0.321	0-0 2B 1B		0-3 ① K		0-0 E5 1B 2-H 1B		4-0 HR BB 1-2 2-3			3	3	2	0	1	1	0
Darrell Evans, L (1, 5) OBP: 0.389, SLG: 0.428	0-0 ① F9		0-0 ② F8		0-0 2B 1B 2-H		0-0 ① SF8 3-H			3	1	1	2	0	0	1
Jack Clark, R (1, 9) OBP: 0.371, SLG: 0.539	0-0 ② F8		0-0 ③ 6-3		0-0 2B 1-H		0-0 HR 1-H 2-H			4	1	2	4	0	0	1
Mike Ivie, R (1, 3) OBP: 0.389, SLG: 0.495	0-0 1B 2B 1-H			0-0 FC6-4 1B	0-0 ③ F2		0-0 ② 6-3			4	1	2	1	0	0	1
Larry Herndon, R (1, 8) OBP: 0.333, SLG: 0.320	0-0 ③ 1B 2-H			0-0 ① FC6-4 G4-6-3 1-2f		0-0 ① F3	0-0 ③ 5-3			4	0	1	1	0	0	1
Marc Hill, R (1, 2) OBP: 0.293, SLG: 0.288		0-3 ① K		0-0 ② ③ G4-6-3 1-2f		0-0 ② F9		0-0 ① L9		4	0	0	0	0	1	1
Terry Whitfield, L (1, 7) OBP: 0.318, SLG: 0.414		0-0 1B 1B			0-0 E4 E 1B	0-0 ③ F6		0-0 ② F8		4	1	2	0	0	0	0
Johnnie LeMaster, R (1, 6) OBP: 0.262, SLG: 0.286		0-0 G4-3 1B 1-2			0-3 ① K		0-0 E SF8 2B	0-0 ③ L8		4	1	2	0	0	1	1
Bob Knepper, L (1, 1) OBP: 0.146, SLG: 0.139		0-0 ② ③ G4-3 1-2f			0-3 ② K		4-0 E HR BB			2	1	0	0	1	1	3
Inning Stats	R: 2 E: 0 K: 0 S: 5 H: 3 LOB: 1 BB: 0 P: 5	R: 0 E: 0 K: 1 S: 6 H: 2 LOB: 1 BB: 0 P: 6	R: 0 E: 0 K: 1 S: 5 H: 0 LOB: 0 BB: 0 P: 5	R: 0 E: 0 K: 0 S: 3 H: 1 LOB: 0 BB: 0 P: 3	R: 3 E: 2 K: 2 S: 11 H: 4 LOB: 1 BB: 0 P: 11	R: 0 E: 0 K: 0 S: 3 H: 0 LOB: 0 BB: 0 P: 3	R: 4 E: 1 K: 0 S: 5 H: 2 LOB: 0 BB: 2 P: 13	R: 0 E: 0 K: 0 S: 3 H: 0 LOB: 0 BB: 0 P: 3		1B: 8 2B: 3 3B: 0 HR: 1 SF: 1 SAC: 0 DP: 2 HBP: 0						

PITCHER		IP	WLS	BF	H	R	ER	SO	BB	IBB	HBP	BLK	WP	HR	S	P	ERA	WHIP
Rudy May, L ERA: 3.87	(1, 1)	4.2	L	20	9	5	5	4	0	0	0	0	0	0	28	28	9.64	1.929
Hal Dues, R ERA: 3.6	(5, 1)	1.1		5	1	0	0	0	0	0	0	0	0	0	5	5	0.00	0.750
Mike Garman, R ERA: 6.23	(7, 1)	0.0		3	1	3	3	0	2	0	0	0	0	0	1	9	∞	∞
Darold Knowles, L ERA: 1.82	(7, 1)	2.0		7	1	1	1	0	0	0	0	0	0	1	7	7	4.50	0.500

PITCHER	IP	WLS	BF	H	R	ER	SO	BB	IBB	HBP	BLK	WP	HR	S	P	ERA	WHIP

BOTTOM

Montreal Expos @ San Francisco Giants

Candlestick Park, San Francisco, CA

Tue Jun 13 1978, 10:05 PM EDT

Att. 26,277 - Unknown

livebaseballscorecards.com

AB	32
R	9
H	12
RBI	8
BB	2
SO	4
LOB	9

Montreal Expos @ San Diego Padres

San Diego Stadium, San Diego, CA

Wed Jun 14 1978, 10:05 PM EDT

Unknown

TOP

livebaseballscorecards.com

Batter	1	2	3	4	5	6	7	8	9	AB	R	H	RBI	BB	SO	LOB
Dave Cash, R (1, 4) OBP: 0.323, SLG: 0.350	F8		BBB 4-0 CS BB		1B		L3 1B			3	0	2	0	1	0	0
Chris Speier, R (1, 6) OBP: 0.375, SLG: 0.375	F4		F9 1-2		1-3		L3 1-2			4	0	0	0	0	0	4
Warren Cromartie, L (1, 7) OBP: 0.326, SLG: 0.370	1B		SSS K			1-3		4-3		4	0	1	0	0	1	0
Tony Perez, R (1, 3) OBP: 0.320, SLG: 0.403	5-3			F3		SSS K		SSS K		4	0	0	0	0	2	1
Ellis Valentine, R (1, 9) OBP: 0.314, SLG: 0.437		FC4-6 1B		4-3		2B		6-3		4	0	2	0	0	0	0
Gary Carter, R (1, 2) OBP: 0.320, SLG: 0.348		F6		F5		G3			1-3	4	0	0	0	0	0	2
Del Unser, L (1, 8) OBP: 0.329, SLG: 0.329		FC4-6 S 1-2f			1B 2B		HR		5-3	4	2	2	1	0	0	1
Larry Parrish, R (1, 5) OBP: 0.325, SLG: 0.477		IIII 4-0 1-2 IBB			F9		SSS 0-3 K		SSS 0-3 K	3	0	0	0	1	2	1
Wayne Twitchell, R (1, 1) OBP: 0.222, SLG: 0.125		SSS 0-3 K			2-H 1B		BBB 4-0 1B BB			2	0	1	1	0	1	2
Wayne Garrett, L (7, PH) OBP: 0.267, SLG: 0.214										0	0	0	0	1	0	0
Bill Atkinson, L (7, 1) OBP: 0.500, SLG: 0.500										0	0	0	0	0	0	0
Darold Knowles, L (8, 1) OBP: 0.500, SLG: 0.500										0	0	0	0	0	0	0
Inning Stats	R: 0 E: 0 K: 0 S: 4 H: 1 LOB: 1 BB: 0 P: 4	R: 0 E: 0 K: 1 S: 6 H: 1 LOB: 2 BB: 1 P: 10	R: 0 E: 0 K: 1 S: 4 H: 0 LOB: 0 BB: 1 P: 8	R: 0 E: 0 K: 0 S: 3 H: 0 LOB: 0 BB: 0 P: 3	R: 1 E: 0 K: 0 S: 5 H: 3 LOB: 1 BB: 0 P: 5	R: 0 E: 0 K: 1 S: 6 H: 1 LOB: 1 BB: 0 P: 6	R: 1 E: 0 K: 1 S: 6 H: 2 LOB: 1 BB: 1 P: 10	R: 0 E: 0 K: 1 S: 5 H: 0 LOB: 0 BB: 0 P: 5	R: 0 E: 0 K: 1 S: 5 H: 0 LOB: 0 BB: 0 P: 5	1B: 5 2B: 3 3B: 0 HR: 1 SF: 0 SAC: 0 DP: 1 HBP: 0						

	AB	32
	R	2
	H	8
	RBI	2
	BB	3
	SO	6
	LOB	11

WP: 0 PB: 0 SB: 1 CS: 1 PA: 35

PITCHER		IP	WLS	BF	H	R	ER	SO	BB	IBB	HBP	BLK	WP	HR	S	P	ERA	WHIP
Eric Rasmussen, R ERA: 4.63	(1, 1)	6.1	W	28	8	2	2	4	2	1	0	0	0	1	33	45	2.84	1.579
John D'Acquisto, R ERA: 1.16	(7, 1)	2.2	S	7	0	0	0	2	0	0	0	0	0	0	11	11	0.00	0.000

PITCHER		IP	WLS	BF	H	R	ER	SO	BB	IBB	HBP	BLK	WP	HR	S	P	ERA	WHIP

Montreal Expos @ San Diego Padres

San Diego Stadium, San Diego, CA

Wed Jun 14 1978, 10:05 PM EDT

Unknown

BOTTOM

livebaseballscorecards.com

Batter	1	2	3	4	5	6	7	8	9	AB	R	H	RBI	BB	SO	LOB
Gene Richards, L (1, 7) OBP: 0.358, SLG: 0.401	K		1B 2B		G6-4-3 3B		K	1-H 2-H 2B		5	2	3	1	0	2	0
Ozzie Smith, S (1, 6) OBP: 0.292, SLG: 0.311	HBP BB		S 1B 2-3 1B		G6-4-3 BB		G3	4-3		3	1	1	0	2	0	1
Gene Tenace, R (1, 3) OBP: 0.419, SLG: 0.438	F9		FC6-4 1-H 3-H 1B		G6-4-3 1-2f 3-H		1B			4	0	2	2	0	0	2
Dave Winfield, R (1, 8) (8, 9) OBP: 0.339, SLG: 0.491	1-2 HBP		FC6-4 1-2f		HR		1-2 1B			3	1	2	1	0	0	1
Oscar Gamble, L (1, 9) OBP: 0.316, SLG: 0.352 Tucker Ashford, R (8, 4) OBP: 0.280, SLG: 0.383	F8		F9		F7		F8			4 0	0 0	0 0	0 0	0 0	0 0	5 0
Derrel Thomas, S (1, 4) (8, 8) OBP: 0.307, SLG: 0.299		1-3		F7		G3		SH1-4 1B BB		3	1	0	0	1	0	0
Rick Sweet, S (1, 2) OBP: 0.348, SLG: 0.270		4-3		1B		L9		SH1-4 1-2		3	0	1	0	0	0	0
Bill Almon, R (1, 5) OBP: 0.336, SLG: 0.356		4-3		F9		1B		1B 2B IBB		3	1	1	0	1	0	1
Eric Rasmussen, R (1, 1) OBP: 0.080, SLG: 0.080 John D'Acquisto, R (7, 1) OBP: 0.143, SLG: 0.143		1-3		K		F9		1-2 2-H 2B 1B		3 1	0 0	0 1	0 1	0 0	1 0	2 0
Inning Stats	R: 0 E: 0 K: 1 S: 5 H: 0 LOB: 2 BB: 1 P: 10	R: 0 E: 0 K: 0 S: 3 H: 0 LOB: 0 BB: 0 P: 3	R: 2 E: 0 K: 0 S: 6 H: 3 LOB: 1 BB: 0 P: 6	R: 0 E: 0 K: 1 S: 6 H: 1 LOB: 1 BB: 0 P: 6	R: 2 E: 0 K: 0 S: 4 H: 2 LOB: 0 BB: 1 P: 8	R: 0 E: 0 K: 0 S: 4 H: 1 LOB: 1 BB: 0 P: 4	R: 0 E: 0 K: 1 S: 7 H: 2 LOB: 2 BB: 0 P: 7	R: 2 E: 0 K: 0 S: 4 H: 2 LOB: 1 BB: 2 P: 12		1B: 7 2B: 2 3B: 1 HR: 1	SF: 0 SAC: 1 DP: 1 HBP: 1						

	AB	32
	R	6
	H	11
	RBI	5
	BB	4
	SO	3
	LOB	12

WP: 0 PB: 0 SB: 1 CS: 0 PA: 38

PITCHER		IP	WLS	BF	H	R	ER	SO	BB	IBB	HBP	BLK	WP	HR	S	P	ERA	WHIP
Wayne Twitchell, R ERA: 5.18	(1, 1)	6.0	L	27	7	4	4	2	2	0	1	0	0	1	28	37	6.00	1.500
Bill Atkinson, R ERA: 3.66	(7, 1)	1.1		9	3	2	2	1	1	1	0	0	0	0	9	17	13.50	3.000
Darold Knowles, L ERA: 1.78	(8, 1)	0.2		2	1	0	0	0	0	0	0	0	0	0	2	2	0.00	1.500

PITCHER	IP	WLS	BF	H	R	ER	SO	BB	IBB	HBP	BLK	WP	HR	S	P	ERA	WHIP

Montreal Expos @ San Diego Padres

San Diego Stadium, San Diego, CA

Wed Jun 14 1978, 10:05 PM EDT

Att. 18,765 - Unknown

livebaseballscorecards.com

Batter	1	2	3	4	5	6	7	8	9	AB	R	H	RBI	BB	SO	LOB
Dave Cash, R (1, 4) OBP: 0.322, SLG: 0.348	G4-6-3 1B			F7			6-3		F8	4	0	1	0	0	0	1
Stan Papi, R (1, 6) OBP: 0.344, SLG: 0.393	F9			F7			2B		5-3	4	0	1	0	0	0	2
Warren Cromartie, L (1, 7) OBP: 0.322, SLG: 0.365	G4-6-3 1-2f			F9			1-3			3	0	0	0	0	0	2
Tony Perez, R (1, 3) OBP: 0.316, SLG: 0.397		L9			F8		K			3	0	0	0	0	1	1
Ellis Valentine, R (1, 9) OBP: 0.319, SLG: 0.440		K			L4-3 1B			1B		3	0	2	0	0	1	0
Del Unser, L (1, 8) OBP: 0.317, SLG: 0.315		K			L4-3 1-2			F9		3	0	0	0	0	1	1
Wayne Garrett, L (1, 5) OBP: 0.250, SLG: 0.200			G3			K		4-3		3	0	0	0	0	1	0
Ed Herrmann, L (1, 2) OBP: 0.156, SLG: 0.119			L8			4-3			E9	3	0	0	0	0	0	0
Sam Mejias, R (9, PR) OBP: 0.294, SLG: 0.250										0	0	0	0	0	0	0
Woodie Fryman, R (1, 1) OBP: 0.053, SLG: 0.111			F8			6-3			K	2	0	0	0	0	0	0
Andre Dawson, R (9, PH) OBP: 0.325, SLG: 0.430										1	0	0	0	0	1	1

Inning Stats	1	2	3	4	5	6	7	8	9	1B	SF	WP	PA
	R: 0 H: 1 E: 0 LOB: 0 K: 0 BB: 0 S: 3 P: 3	R: 0 H: 0 E: 0 LOB: 0 K: 2 BB: 0 S: 7 P: 7	R: 0 H: 0 E: 0 LOB: 0 K: 0 BB: 0 S: 3 P: 3	R: 0 H: 0 E: 0 LOB: 0 K: 0 BB: 0 S: 3 P: 3	R: 0 H: 1 E: 0 LOB: 0 K: 0 BB: 0 S: 3 P: 3	R: 0 H: 0 E: 0 LOB: 0 K: 1 BB: 0 S: 5 P: 5	R: 0 H: 1 E: 0 LOB: 1 K: 1 BB: 0 S: 6 P: 6	R: 0 H: 1 E: 0 LOB: 0 K: 0 BB: 0 S: 3 P: 3	R: 0 H: 0 E: 1 LOB: 1 K: 1 BB: 0 S: 6 P: 6	1B: 3 2B: 2 3B: 0 HR: 0	SF: 0 SAC: 0 DP: 2 HBP: 0	WP: 0 PB: 0 SB: 0 CS: 0	PA: 29

PITCHER	IP	WLS	BF	H	R	ER	SO	BB	IBB	HBP	BLK	WP	HR	S	P	ERA	WHIP
Gaylord Perry, R (1, 1) ERA: 3.03	9.0	W	29	4	0	0	5	0	0	0	0	0	0	39	39	0.00	0.444

PITCHER	IP	WLS	BF	H	R	ER	SO	BB	IBB	HBP	BLK	WP	HR	S	P	ERA	WHIP

AB	29
R	0
H	4
RBI	0
BB	0
SO	5
LOB	8

Batter	1	2	3	4	5	6	7	8	9	AB	R	H	RBI	BB	SO	LOB
Gene Richards, L (1, 7) OBP: 0.352, SLG: 0.394	F7		F8		4-3			K		4	0	0	0	0	1	0
Ozzie Smith, S (1, 6) OBP: 0.296, SLG: 0.311	S 1B			BB 1B BB	5-3			1-3		3	1	1	0	1	0	0
Gene Tenace, R (1, 3) OBP: 0.420, SLG: 0.432	F3 1-2			FC5-6 1B 1-2 BB		K		BB		2	0	0	0	2	1	1
Dave Winfield, R (1, 9) OBP: 0.342, SLG: 0.491	L5			S FC5-6 1-2 2-H 1B		1B		5-3		4	0	2	1	0	0	2
Fernando Gonzalez, R (1, 4) OBP: 0.220, SLG: 0.225		L9		FC5-6 S 1-2 2-3f		F9				3	0	0	0	0	0	3
Derrel Thomas, S (1, 8) OBP: 0.302, SLG: 0.294		K		K 1-2 2-3		K				3	0	0	0	0	3	3
Tucker Ashford, R (1, 5) OBP: 0.283, SLG: 0.367		K		BB			F8			2	0	0	0	1	1	0
Dave Roberts, R (1, 2) OBP: 0.296, SLG: 0.250			F7	5-3			P3			3	0	0	0	0	0	3
Gaylord Perry, R (1, 1) OBP: 0.156, SLG: 0.194			6-3		K		K			3	0	0	0	0	2	0
Inning Stats	R: 0 E: 0 K: 0 S: 4 H: 1 LOB: 1 BB: 0 P: 4	R: 0 E: 0 K: 2 S: 7 H: 0 LOB: 0 BB: 0 P: 7	R: 0 E: 0 K: 0 S: 3 H: 0 LOB: 0 BB: 0 P: 3	R: 1 E: 0 K: 1 S: 6 H: 1 LOB: 3 BB: 3 P: 18	R: 0 E: 0 K: 1 S: 5 H: 0 LOB: 0 BB: 0 P: 5	R: 0 E: 0 K: 2 S: 8 H: 1 LOB: 1 BB: 0 P: 8	R: 0 E: 0 K: 1 S: 5 H: 0 LOB: 0 BB: 0 P: 5	R: 0 E: 0 K: 1 S: 5 H: 0 LOB: 1 BB: 1 P: 9		1B: 3 2B: 0 3B: 0 HR: 0	SF: 0 SAC: 0 DP: 0 HBP: 0						

PITCHER	IP	WLS	BF	H	R	ER	SO	BB	IBB	HBP	BLK	WP	HR	S	P	ERA	WHIP
Woodie Fryman, L (1, 1) ERA: 4.66	8.0	L	31	3	1	1	8	4	0	0	0	0	0	43	59	1.12	0.875

PITCHER	IP	WLS	BF	H	R	ER	SO	BB	IBB	HBP	BLK	WP	HR	S	P	ERA	WHIP

BOTTOM

Montreal Expos @ San Diego Padres

San Diego Stadium, San Diego, CA

Wed Jun 14 1978, 10:05 PM EDT

Att. 18,765 - Unknown

livebaseballscorecards.com

AB	27
R	1
H	3
RBI	1
BB	4
SO	8
LOB	12

WP: 0 PA: 31
PB: 0
SB: 3
CS: 0

Batter	1	2	3	4	5	6	7	8	9	AB	R	H	RBI	BB	SO	LOB
Dave Cash, R (1, 4) OBP: 0.325, SLG: 0.351	G5-4-3 1B		G1-6-3 1-2f			5-3	1B 1B			4	0	2	0	0	0	1
Chris Speier, R (1, 6) OBP: 0.377, SLG: 0.383	G5-4-3 1-2f			4-3		2B 2B	1-3 1B			4	1	2	0	0	0	1
Warren Cromartie, L (1, 7) OBP: 0.317, SLG: 0.358	4-3			L9		F5	4-3			4	0	0	0	0	0	3
Tony Perez, R (1, 3) OBP: 0.315, SLG: 0.399		F3		P6		2B 2-H 2B		P3		4	1	1	1	0	0	0
Del Unser, L (8, 3) OBP: 0.317, SLG: 0.315										0	0	0	0	0	0	0
Ellis Valentine, R (1, 9) OBP: 0.322, SLG: 0.459		HR			K	2B 2-H 2B		P3		4	1	2	2	0	1	0
Gary Carter, R (1, 2) OBP: 0.323, SLG: 0.347		F8			G3 1B	IBB		F7		3	0	1	0	1	0	0
Stan Papi, R (1, 5) OBP: 0.323, SLG: 0.367		K			G3 1-2	F7			F9	4	0	0	0	0	1	3
Sam Mejias, R (1, 8) OBP: 0.286, SLG: 0.211			F8		FC6-4 IBB		4-3		6-3	3	0	0	0	1	0	0
Ross Grimsley, L (1, 1) OBP: 0.195, SLG: 0.135			G1-6-3 1B		FC6-4 1-2f		1-3		K	4	0	1	0	0	1	2
Inning Stats	R: 0 E: 0 K: 0 S: 3 H: 1 LOB: 0 BB: 0 P: 3	R: 1 E: 0 K: 1 S: 6 H: 1 LOB: 0 BB: 0 P: 6	R: 0 E: 0 K: 0 S: 3 H: 1 LOB: 0 BB: 0 P: 3	R: 0 E: 0 K: 0 S: 3 H: 0 LOB: 0 BB: 0 P: 3	R: 0 E: 0 K: 1 S: 6 H: 1 LOB: 2 BB: 1 P: 10	R: 2 E: 0 K: 0 S: 6 H: 3 LOB: 2 BB: 1 P: 10	R: 0 E: 0 K: 0 S: 5 H: 2 LOB: 2 BB: 0 P: 5	R: 0 E: 0 K: 0 S: 3 H: 0 LOB: 0 BB: 0 P: 3	R: 0 E: 0 K: 1 S: 5 H: 0 LOB: 0 BB: 0 P: 5	1B: 5 2B: 3 3B: 0 HR: 1 SF: 0 SAC: 0 DP: 2 HBP: 0						

PITCHER		IP	WLS	BF	H	R	ER	SO	BB	IBB	HBP	BLK	WP	HR	S	P	ERA	WHIP
Bob Shirley, L ERA: 4.41	(1, 1)	7.0	L	30	9	3	3	2	0	2	0	0	0	1	32	40	3.86	1.286
Mark Lee, R ERA: 4.71	(8, 1)	2.0		6	0	0	0	1	0	0	0	0	0	0	8	8	0.00	0.000

PITCHER	IP	WLS	BF	H	R	ER	SO	BB	IBB	HBP	BLK	WP	HR	S	P	ERA	WHIP

TOP

Montreal Expos @ San Diego Padres

San Diego Stadium, San Diego, CA

Thu Jun 15 1978, 6:33 AM EDT

Att. 9,253 - Unknown

livebaseballscorecards.com

AB	34
R	3
H	9
RBI	3
BB	2
SO	3
LOB	10

WP: 0	PB: 0	SB: 0	CS: 0
PA: 36			

Montreal Expos @ San Diego Padres

San Diego Stadium, San Diego, CA

Thu Jun 15 1978, 6:33 AM EDT

Att. 9,253 - Unknown

livebaseballscorecards.com

BOTTOM

Batter	1	2	3	4	5	6	7	8	9	AB	R	H	RBI	BB	SO	LOB
Ozzie Smith, S (1, 6) OBP: 0.291, SLG: 0.305	L9 ①		P3 ②		1-6-3 ② 1-2		4-3 ②			4	0	0	0	0	0	1
Mark Lee, R (8, 1)										0	0	0	0	0	0	0
Derrel Thomas, S (1, 8) OBP: 0.306, SLG: 0.294 (9, 3)	6-3 ②		BBBB 4-0 BB BB		0-0 ③ 2-H 1B		6-3 ③			3	0	1	0	1	0	0
Gene Tenace, R (1, 3) OBP: 0.422, SLG: 0.430	L7 ③		BBBB 4-0 1-2 BB			E5 SH2-4 1B		1B		3	0	1	0	1	0	0
Gene Richards, L (8, PR) OBP: 0.352, SLG: 0.394 (9, 8)										0	0	0	0	0	0	0
Dave Winfield, R (1, 9) OBP: 0.340, SLG: 0.487		F7 ①	SSS K2-3 ③			SH2-4 1-2 1B		F5 ①		4	0	1	0	0	1	3
Fernando Gonzalez, R (1, 4) OBP: 0.250, SLG: 0.256		FC5-4 1B		G5-4-3 1B		SH2-4 ① 1-2 2-3		F5 ②		3	0	2	0	0	0	1
Don Reynolds, R (1, 7) OBP: 0.359, SLG: 0.242		FC5-4 ② 1-2f		SSS K ①		F8 ②		L4 ③		4	0	0	0	0	1	5
Tucker Ashford, R (1, 5) OBP: 0.281, SLG: 0.346		4-3 ③		G5-4-3 ② ③ 1-2f		BBBB 4-0 BB			SSS K ①	3	0	0	0	1	1	2
Dave Roberts, R (1, 2) OBP: 0.323, SLG: 0.321			E 2B		1-6-3 1B 1B	P3 ③			L8 ②	4	1	2	0	0	0	3
Bob Shirley, R (1, 1) OBP: 0.217, SLG: 0.100			E1 ① 2-H		SSS K ①		L5 ①		F9 ③	2	0	0	0	0	1	1
Bill Almon, R (7, PH) OBP: 0.333, SLG: 0.353 (8, 6)										2	0	0	0	0	0	0
Inning Stats	R: 0 E: 0 K: 0 S: 3 H: 0 LOB: 0 BB: 0 P: 3	R: 0 E: 0 K: 0 S: 4 H: 1 LOB: 1 BB: 0 P: 4	R: 1 E: 1 K: 1 S: 6 H: 1 LOB: 2 BB: 2 P: 14	R: 0 E: 0 K: 1 S: 5 H: 1 LOB: 0 BB: 0 P: 5	R: 0 E: 0 K: 1 S: 6 H: 2 LOB: 2 BB: 0 P: 6	R: 0 E: 1 K: 0 S: 5 H: 1 LOB: 3 BB: 1 P: 9	R: 0 E: 0 K: 0 S: 3 H: 0 LOB: 0 BB: 0 P: 3	R: 0 E: 0 K: 0 S: 4 H: 1 LOB: 1 BB: 0 P: 4	R: 0 E: 0 K: 1 S: 5 H: 0 LOB: 0 BB: 0 P: 5	1B: 6 2B: 1 3B: 0 HR: 0	SF: 0 SAC: 1 DP: 1 HBP: 0						

	AB	32
	R	1
	H	7
	RBI	0
	BB	3
	SO	4
	LOB	16

PITCHER	IP	WLS	BF	H	R	ER	SO	BB	IBB	HBP	BLK	WP	HR	S	P	ERA	WHIP
Ross Grimsley, L (1, 1) ERA: 2.73	9.0	W	36	7	1	0	4	3	0	0	0	0	0	41	53	0.00	1.111

PITCHER	IP	WLS	BF	H	R	ER	SO	BB	IBB	HBP	BLK	WP	HR	S	P	ERA	WHIP

WP: 0 PB: 0 SB: 0 CS: 0 PA: 36

Batter	1	2	3	4	5	6	7	8	9	AB	R	H	RBI	BB	SO	LOB
Dave Cash, R (1, 4) OBP: 0.331, SLG: 0.355	x 0-0 G6-3 1B		x 0-0 1B SF8 1B		B B B 4-0 G5-4-3 BB		x 0-0 ③ F8			3	1	2	0	1	0	1
Chris Speier, R (1, 6) OBP: 0.375, SLG: 0.380	x 0-0 ① ② G6-3 1-2f		x 0-0 SF8 1B 1-2 1B		x 0-0 ① ② G5-4-3 1-2f			x 0-0 ① F9		4	0	1	0	0	0	2
Warren Cromartie, L (1, 7) OBP: 0.320, SLG: 0.361	x 0-0 1B		x 0-0 1-2 2-3 1B		x 0-0 ③ P5			x 0-0 ② 4-3		4	0	2	0	0	0	0
Tony Perez, R (1, 3) OBP: 0.318, SLG: 0.407	S S S 0-3 ③ K		x 0-0 ② SF8 2-3 3-H			x 0-0 FC6-4 1B		x 0-0 2B		3	0	2	1	0	1	1
Ellis Valentine, R (1, 9) OBP: 0.321, SLG: 0.453		B B B B 4-0 S BB	x 0-0 ③ 5-3			x 0-0 ① P4		x 0-0 ③ 4-3		3	0	0	0	1	0	4
Gary Carter, R (1, 2) OBP: 0.321, SLG: 0.350		S S S 0-3 ① K 1-2		x 0-0 2B		x 0-0 ② FC6-4 PO 1-2f			x 0-0 ① F9	4	0	1	0	0	1	2
Andre Dawson, R (1, 8) OBP: 0.324, SLG: 0.427		x 0-0 ② L8	x 0-0 ① 6-3			0-0 ③ PO 1-2	x 0-0 ① F8		x 0-0 G6-4-3 1B	4	0	1	0	0	0	2
Larry Parrish, R (1, 5) OBP: 0.324, SLG: 0.470		S S S 0-3 ③ K	x 0-0 ② P3				B B B B 4-0 SH1 BB		x 0-0 ② ③ G6-4-3 1-2f	3	0	0	0	1	1	3
Steve Rogers, R (1, 1) OBP: 0.093, SLG: 0.071			x 0-0 ① 6-3	x 0-0 ③ L3			x 0-0 ② SH1 1-2			2	0	0	0	0	0	1

TOP

Montreal Expos @ Los Angeles Dodgers

Dodger Stadium, Los Angeles, CA

Fri Jun 16 1978, 7:05 PM PDT

Att. 45,538 - Unknown

livebaseballscorecards.com

AB	30
R	1
H	9
RBI	1
BB	3
SO	3
LOB	16

Inning Stats	1	2	3	4	5	6	7	8	9
R	0	0	1	0	0	0	0	0	0
E	0	0	0	0	0	0	0	0	0
K	1	2	0	0	0	0	0	0	0
S	6	7	6	4	2	3	3	4	3
H	2	0	3	1	0	1	0	1	1
LOB	1	1	2	1	0	0	1	1	0
BB	0	1	0	0	1	0	1	0	0
P	6	11	6	4	6	3	7	4	3

	1B	SF	SAC	DP	HBP
	7	1	1	3	0

	PA
WP: 0	36
PB: 0	
SB: 1	
CS: 0	

PITCHER	IP	WLS	BF	H	R	ER	SO	BB	IBB	HBP	BLK	WP	HR	S	P	ERA	WHIP
Doug Rau, L (1, 1) ERA: 3.4	9.0	W	35	9	1	1	3	3	0	0	0	0	0	38	50	1.00	1.333

PITCHER	IP	WLS	BF	H	R	ER	SO	BB	IBB	HBP	BLK	WP	HR	S	P	ERA	WHIP

Batter	1	2	3	4	5	6	7	8	9	AB	R	H	RBI	BB	SO	LOB
Davey Lopes, R (1, 4) OBP: 0.408, SLG: 0.479	L5		1B		HR		SH3-4 1-2			3	1	2	1	0	0	0
Bill Russell, R (1, 6) OBP: 0.308, SLG: 0.357	1B		1-2 1B		1-3		5-3			4	0	2	0	0	0	1
Steve Garvey, R (1, 3) OBP: 0.320, SLG: 0.445	L4-3 1-3 1B		4-3		P5		F9			4	0	1	0	0	0	3
Ron Cey, R (1, 5) OBP: 0.376, SLG: 0.436	L4-3 1-2			1B 1B 2B	K			L7		4	1	1	0	0	1	2
Dusty Baker Jr., R (1, 7) OBP: 0.333, SLG: 0.376		4-3		1B 2-3 1B		5-3		L7		4	0	1	0	0	0	0
Rick Monday, L (1, 9) OBP: 0.397, SLG: 0.623 (5, 8)		L7		K		CS 1B		K		4	0	1	0	0	2	2
Bill North, S (1, 8) OBP: 0.384, SLG: 0.318 Lee Lacy, R (5, 9) OBP: 0.376, SLG: 0.648		K		1-2 3-H 1B		BB 1-2				2 0	0 0	1 0	1 0	0 0	1 1	0 0
Steve Yeager, R (1, 2) OBP: 0.305, SLG: 0.272			K	L8		F8				3	0	0	0	0	1	3
Doug Rau, L (1, 1) OBP: 0.222, SLG: 0.222			6-3	6-3			SH3-4 1B			3	0	1	0	0	0	2
Inning Stats	R: 0 E: 0 K: 0 S: 4 H: 2 LOB: 1 BB: 0 P: 4	R: 0 E: 0 K: 1 S: 5 H: 0 LOB: 0 BB: 0 P: 5	R: 0 E: 0 K: 1 S: 7 H: 2 LOB: 2 BB: 0 P: 7	R: 1 E: 0 K: 1 S: 8 H: 3 LOB: 2 BB: 0 P: 8	R: 1 E: 0 K: 1 S: 6 H: 1 LOB: 0 BB: 0 P: 6	R: 0 E: 0 K: 0 S: 3 H: 1 LOB: 1 BB: 1 P: 7	R: 0 E: 0 K: 0 S: 4 H: 1 LOB: 1 BB: 0 P: 4	R: 0 E: 0 K: 1 S: 5 H: 0 LOB: 0 BB: 0 P: 5		1B: 8 2B: 2 3B: 0 HR: 1 SF: 0 SAC: 1 DP: 1 HBP: 0						

PITCHER	IP	WLS	BF	H	R	ER	SO	BB	IBB	HBP	BLK	WP	HR	S	P	ERA	WHIP
Steve Rogers, R (1, 1) ERA: 2.29	8.0	L	33	10	2	2	5	1	0	0	0	0	1	42	46	2.25	1.375

PITCHER	IP	WLS	BF	H	R	ER	SO	BB	IBB	HBP	BLK	WP	HR	S	P	ERA	WHIP

BOTTOM

Montreal Expos @ Los Angeles Dodgers

Dodger Stadium, Los Angeles, CA

Fri Jun 16 1978, 7:05 PM PDT

Att. 45,538 - Unknown

livebaseballscorecards.com

AB	31
R	2
H	10
RBI	2
BB	1
SO	5
LOB	13

WP: 0 PA: 33
PB: 0
SB: 0
CS: 1

Montreal Expos @ Los Angeles Dodgers

Dodger Stadium, Los Angeles, CA

Sat Jun 17 1978, 7:05 PM PDT

Att. 51,247 - Unknown

TOP

livebaseballscorecards.com

Batter	1	2	3	4	5	6	7	8	9	AB	R	H	RBI	BB	SO	LOB
Dave Cash, R (1, 4) OBP: 0.336, SLG: 0.359	F9 BB 1B 1B	G5-4-3 2-H 1B		1-3		K				5	1	3	1	0	1	0
Pepe Frias, R (9, 4) OBP: 0.500, SLG: 1.167									1B	0	0	0	0	0	0	0
Stan Papi, R (1, 6) OBP: 0.343, SLG: 0.365	1B 1B 1-2 BB	G5-4-3 1-2f			FC4-6 BB	5-3			1B 1B	3	0	1	0	2	0	1
Warren Cromartie, L (1, 7) OBP: 0.322, SLG: 0.366	F9 2-3		2B 2B		FC4-6 BB BB FC6-4 1-2f		6-3		1-2 1B	5	2	2	0	0	0	3
Tony Perez, R (1, 3) OBP: 0.329, SLG: 0.425	1B 1-2 3-H 1B		1B SF7 2-H 2B		FC6-4 BB 1-2 1B BB		4-3		P2	3	2	3	2	1	0	0
Del Unser, L (8, 3) OBP: 0.313, SLG: 0.311										1	0	0	0	0	0	2
Ellis Valentine, R (1, 9) OBP: 0.322, SLG: 0.449	F9		0-3 2-3 1B		FC6-4 1-2 2-3 BB		4-3 2-3		K	4	0	1	0	1	1	5
Andre Dawson, R (1, 8) OBP: 0.323, SLG: 0.426	1-2 2-3 1B		SF7 3-H		FC6-4 1B 1-2f 2-3 3-H		L8			3	0	1	2	0	0	3
Gary Carter, R (1, 2) OBP: 0.320, SLG: 0.348	F7		9-3 1-2f		FC6-4 1-3 3-H 1B				5-3	4	0	1	1	0	0	4
Larry Parrish, R (1, 5) OBP: 0.323, SLG: 0.466		SH5-4 1B 1B		F2	FC6-4 1-2f				K	4	1	1	0	0	1	2
Rudy May, L (1, 1) OBP: 0.265, SLG: 0.258										0	0	0	0	0	0	0
Dan Schatzeder, L (2, 1) OBP: 0.200, SLG: 0.200		SH5-4 1-2		K		5-3			K	2	0	0	0	0	1	0
Hal Dues, R (6, 1) OBP: 0.182, SLG: 0.182										1	0	0	0	0	1	0
Inning Stats	R: 1 E: 0 K: 0 S: 6 H: 3 LOB: 3 BB: 1 P: 10	R: 1 E: 0 K: 0 S: 4 H: 2 LOB: 0 BB: 0 P: 4	R: 2 E: 0 K: 0 S: 5 H: 3 LOB: 0 BB: 0 P: 5	R: 0 E: 0 K: 1 S: 5 H: 0 LOB: 0 BB: 0 P: 5	R: 2 E: 0 K: 0 S: 4 H: 1 LOB: 2 BB: 3 P: 16	R: 0 E: 0 K: 1 S: 5 H: 0 LOB: 0 BB: 0 P: 5	R: 0 E: 0 K: 0 S: 4 H: 1 LOB: 1 BB: 0 P: 4	R: 0 E: 0 K: 2 S: 7 H: 0 LOB: 0 BB: 0 P: 7	R: 0 E: 0 K: 1 S: 7 H: 3 LOB: 2 BB: 0 P: 7	1B: 10 2B: 4 3B: 0 HR: 0	SF: 1 SAC: 1 DP: 2 HBP: 0						

	AB	35
	R	6
	H	13
	RBI	6
	BB	4
	SO	5
	LOB	20

WP: 0 PB: 0 SB: 0 CS: 0 PA: 41

PITCHER	IP	WLS	BF	H	R	ER	SO	BB	IBB	HBP	BLK	WP	HR	S	P	ERA	WHIP
Burt Hooton, R (1, 1) ERA: 3.66	2.0	L	14	8	4	4	0	1	0	0	0	0	0	13	17	18.00	4.500
Bobby Castillo, R (3, 1) ERA: 4.11	2.1		9	0	2	2	1	3	0	0	0	0	0	8	20	7.71	1.286
Lance Rautzhan, L (5, 1) ERA: 0.63	3.2		13	2	0	0	3	0	0	0	0	0	0	19	19	0.00	0.545
Terry Forster, L (9, 1) ERA: 3.41	1.0		5	3	0	0	1	0	0	0	0	0	0	7	7	0.00	3.000

PITCHER	IP	WLS	BF	H	R	ER	SO	BB	IBB	HBP	BLK	WP	HR	S	P	ERA	WHIP

Batter	1	2	3	4	5	6	7	8	9	AB	R	H	RBI	BB	SO	LOB
Davey Lopes, R (1, 4) OBP: 0.413, SLG: 0.474	BBBB 4-0 FC6-4 SF7 BB	BBBB 4-0 G4-6-3 1-2 2-3 3-H BB		BBBB 4-0 5-3 BB		x 0-0 ① F8		x 0-0 ② 1-3		2	1	0	1	3	0	0
Bill Russell, R (1, 6) OBP: 0.306, SLG: 0.352	BBBB 4-0 FC6-4 1-2 BB	x 0-0 ① P2		x 0-0 ② 5-3 1-2		x 0-0 ② G3		x 0-0 ③ 5-3		4	0	0	0	1	0	4
Steve Garvey, R (1, 3) OBP: 0.318, SLG: 0.444	x 0-0 ① FC6-4 1B 1-2f 2-3	x 0-0 ② ③ G4-6-3 1-2f		x 0-0 ③ F5		x 0-0 ③ P4			x 0-0 F9 1B 2B	5	1	1	0	0	0	6
Ron Cey, R (1, 5) OBP: 0.380, SLG: 0.445	x 0-0 ② SF7 3-H		x 0-0 BLK 2B		x 0-0 WP 5-3 1B		x 0-0 1B 1B		x 0-0 ① F9 2-3	4	0	3	1	0	0	1
Dusty Baker Jr., R (1, 7) OBP: 0.335, SLG: 0.374	x 0-0 1-3 1B		BBBB 4-0 BLK BB		x 0-0 ① 5-3 1-2		SSS 0-3 ① K		x 0-0 ② P6	4	0	1	0	1	1	3
Lee Lacy, R (1, 9) OBP: 0.377, SLG: 0.633	x 0-0 ③ 6-3		x 0-0 ① F9 1-2 2-3		BBBB 4-0 BB 2-3 BB		x 0-0 ② F9		x 0-0 FC4-6 3-H 1B	4	0	1	1	1	0	5
Rick Monday, L (1, 8) OBP: 0.397, SLG: 0.613		H 1-0 1B BB BB HBP	SSS 0-3 ② K		x 0-0 ② F9		x 0-0 1-2 1B		x 0-0 ③ FC4-6 1-2f	4	1	1	0	0	1	5
Steve Yeager, R (1, 2) OBP: 0.309, SLG: 0.268		BBBB 4-0 BB 1B 1-2 BB	SSS 0-3 ③ K		BBBB 4-0 FC4 1-2 BB		x 0-0 ③ F7			2	0	0	0	2	1	4
Burt Hooton, R (1, 1) OBP: 0.174, SLG: 0.136 Bobby Castillo, R (3, 1) Lance Rautzhan, R (5, 1) Vic Davalillo, L (8, PH) OBP: 0.316, SLG: 0.286 Terry Forster, L (9, 1) OBP: 0.400, SLG: 0.400		x 0-0 BB 1-2 2-3 1B	x 0-0 ① F3		x 0-0 ③ FC4 1-2f			x 0-0 ① P6		1 1 1 1 0	0 0 0 0 0	1 0 0 0 0	0 0 0 0 0	0 0 0 0 0	0 0 0 0 0	0 0 3 0 0
Inning Stats	R: 1 E: 0 K: 0 S: 4 H: 1 LOB: 2 BB: 2 P: 12	R: 1 E: 0 K: 0 S: 3 H: 1 LOB: 2 BB: 2 P: 12	R: 0 E: 0 K: 2 S: 8 H: 1 LOB: 2 BB: 1 P: 12	R: 0 E: 0 K: 0 S: 3 H: 0 LOB: 1 BB: 1 P: 7	R: 0 E: 0 K: 0 S: 4 H: 1 LOB: 3 BB: 2 P: 12	R: 0 E: 0 K: 0 S: 3 H: 0 LOB: 0 BB: 0 P: 3	R: 0 E: 0 K: 1 S: 7 H: 2 LOB: 2 BB: 0 P: 7	R: 0 E: 0 K: 0 S: 3 H: 0 LOB: 0 BB: 0 P: 3	R: 1 E: 0 K: 0 S: 5 H: 2 LOB: 1 BB: 0 P: 5	1B: 6 2B: 2 3B: 0 HR: 0	SF: 1 SAC: 0 DP: 1 HBP: 1					

PITCHER		IP	WLS	BF	H	R	ER	SO	BB	IBB	HBP	BLK	WP	HR	S	P	ERA	WHIP
Rudy May, L ERA: 4.02	(1, 1)	1.0		8	1	2	2	0	3	0	1	0	0	0	4	17	18.00	4.000
Dan Schatzeder, L ERA: 3.04	(2, 1)	4.0	W	19	3	0	0	2	5	0	0	1	1	0	18	38	0.00	2.000
Hal Dues, R ERA: 3.46	(6, 1)	4.0	S	16	4	1	1	1	0	0	0	0	0	0	18	18	2.25	1.000

PITCHER	IP	WLS	BF	H	R	ER	SO	BB	IBB	HBP	BLK	WP	HR	S	P	ERA	WHIP

BOTTOM

Montreal Expos @ Los Angeles Dodgers

Dodger Stadium, Los Angeles, CA

Sat Jun 17 1978, 7:05 PM PDT

Att. 51,247 - Unknown

livebaseballscorecards.com

AB	33
R	3
H	8
RBI	3
BB	8
SO	3
LOB	31

Batter	1	2	3	4	5	6	7	8	9	AB	R	H	RBI	BB	SO	LOB
Dave Cash, R (1, 4) OBP: 0.335, SLG: 0.358	FC6-4 1B 1B		F9	4-3		6-3				4	0	1	0	0	0	0
Stan Papi, R (1, 6) OBP: 0.365, SLG: 0.379	1-2 FC6-4 1B		BBBB 1B BB			F2		1B		3	0	2	0	1	0	0
Warren Cromartie, L (1, 7) OBP: 0.320, SLG: 0.364	SSS K		1-3 1B			L8		4-3		4	0	1	0	0	1	3
Tony Perez, R (1, 3) OBP: 0.328, SLG: 0.426	1-2f 2-3 FC6-4		4-3			F9			2B	4	0	1	0	0	0	4
Ellis Valentine, R (1, 9) OBP: 0.321, SLG: 0.450	5-3			F8			2B		5-3	4	0	1	0	0	0	3
Andre Dawson, R (1, 8) OBP: 0.318, SLG: 0.419		P6		SSS K			6-3		SSS K	4	0	0	0	0	2	2
Larry Parrish, R (1, 5) OBP: 0.317, SLG: 0.457		6-3		SSS K			SSS K		F8	4	0	0	0	0	2	2
Ed Herrmann, L (1, 2) OBP: 0.146, SLG: 0.111		6-3			G3		SSS K			3	0	0	0	0	1	1
Wayne Twitchell, R (1, 1) OBP: 0.211, SLG: 0.118			6-3		4-3			P5		1	0	0	0	0	0	0
Wayne Garrett, L (5, PH) OBP: 0.245, SLG: 0.196										1	0	0	0	0	0	0
Bill Atkinson, L (5, 1) OBP: 0.500, SLG: 0.500										0	0	0	0	0	0	0
Del Unser, L (8, PH) OBP: 0.310, SLG: 0.307										1	0	0	0	0	0	0
Mike Garman, R (8, 1)										0	0	0	0	0	0	0
Inning Stats	R: 0 E: 0 K: 1 S: 7 H: 2 LOB: 2 BB: 0 P: 7	R: 0 E: 0 K: 0 S: 3 H: 0 LOB: 0 BB: 0 P: 3	R: 0 E: 0 K: 0 S: 4 H: 1 LOB: 2 BB: 1 P: 8	R: 0 E: 0 K: 2 S: 7 H: 0 LOB: 0 BB: 0 P: 7	R: 0 E: 0 K: 0 S: 3 H: 0 LOB: 0 BB: 0 P: 3	R: 0 E: 0 K: 0 S: 3 H: 0 LOB: 0 BB: 0 P: 3	R: 0 E: 0 K: 2 S: 8 H: 1 LOB: 1 BB: 0 P: 8	R: 0 E: 0 K: 0 S: 4 H: 1 LOB: 1 BB: 0 P: 4	R: 0 E: 0 K: 1 S: 6 H: 1 LOB: 1 BB: 0 P: 6	1B: 4 2B: 2 3B: 0 HR: 0 SF: 0 SAC: 0 DP: 0 HBP: 0						

TOP

Montreal Expos @ Los Angeles Dodgers

Dodger Stadium, Los Angeles, CA

Sun Jun 18 1978, 3:33 AM PDT

Att. 41,769 - Unknown

livebaseballscorecards.com

AB	33
R	0
H	6
RBI	0
BB	1
SO	6
LOB	15

WP: 0 PB: 0 SB: 0 CS: 0 PA: 34

PITCHER	IP	WLS	BF	H	R	ER	SO	BB	IBB	HBP	BLK	WP	HR	S	P	ERA	WHIP
Don Sutton, R (1, 1) ERA: 4.29	9.0	W	34	6	0	0	6	1	0	0	0	0	0	45	49	0.00	0.778

BOTTOM

Batter	1	2	3	4	5	6	7	8	9	AB	R	H	RBI	BB	SO	LOB
Davey Lopes, R (1, 4) OBP: 0.421, SLG: 0.479	S 1B 1B	S 1B		F9 ①		BBBB 4-0 SH1-3 S SF7 BB		S 1B		4	2	3	0	1	0	0
Bill Russell, R (1, 6) OBP: 0.305, SLG: 0.348	BBBB 4-0 1B 1-2 WP BB	P6 ① 1-2		6-3 ②		SH1-3 ① 1-3		L9 ② 1-2		3	1	0	0	1	0	2
Steve Garvey, R (1, 3) OBP: 0.319, SLG: 0.443	FC6-4 WP 1-3 2-H 2B 1B	P6 ②		BBBB 4-0 BB BB		SF7 ② 3-H		6-3 ③		3	1	1	2	1	0	2
Ron Cey, R (1, 5) OBP: 0.382, SLG: 0.442	BBBB 4-0 FC6-4 1-2 3-H BB	P3 ③		BBBB 4-0 1-2 BB		SSS 0-3 K ③				2	0	0	0	2	1	1
Dusty Baker Jr., R (1, 7) OBP: 0.329, SLG: 0.367	P4 ①	F8 ①		F2 ③			6-3 ①			4	0	0	0	0	0	4
Vic Davalillo, L (1, 8) OBP: 0.333, SLG: 0.359	FC6-4 ② 2B 1-2f 2-3	SF8 3B			S 1B		4-3 ②			4	1	2	0	0	0	2
Lee Lacy, R (1, 9) OBP: 0.381, SLG: 0.640	1-3 3-H 2B	SF8 ② 3-H			5-3 ① 1-2		BBBB 4-0 FC4-6 BB			2	0	1	2	1	0	1
Steve Yeager, R (1, 2) OBP: 0.314, SLG: 0.269	BBBB 4-0 BB	FC6-4 1B			F8 ②		FC4-6 ③ 1-2f			3	0	1	0	1	0	2
Don Sutton, R (1, 1) OBP: 0.133, SLG: 0.037	F7 ③	FC6-4 ③ 1-2f			6-3 ③			F2 ①		4	0	0	0	0	0	5
Inning Stats	R: 3 H: 3 E: 0 LOB: 3 K: 0 BB: 3 S: 6 P: 18	R: 0 H: 1 E: 0 LOB: 1 K: 0 BB: 0 S: 4 P: 4	R: 1 H: 2 E: 0 LOB: 1 K: 0 BB: 0 S: 5 P: 5	R: 0 H: 0 E: 0 LOB: 2 K: 0 BB: 2 S: 3 P: 11	R: 0 H: 1 E: 0 LOB: 1 K: 0 BB: 0 S: 4 P: 4	R: 1 H: 0 E: 0 LOB: 0 K: 1 BB: 1 S: 5 P: 9	R: 0 H: 0 E: 0 LOB: 1 K: 0 BB: 1 S: 3 P: 7	R: 0 H: 1 E: 0 LOB: 1 K: 0 BB: 0 S: 4 P: 4		1B: 6 SF: 2 2B: 1 SAC: 1 3B: 1 DP: 0 HR: 0 HBP: 0						

PITCHER		IP	WLS	BF	H	R	ER	SO	BB	IBB	HBP	BLK	WP	HR	S	P	ERA	WHIP
Wayne Twitchell, R ERA: 5.4	(1, 1)	4.0	L	23	6	4	4	0	5	0	0	0	1	0	18	38	9.00	2.750
Bill Atkinson, R ERA: 3.6	(5, 1)	3.0		12	1	1	1	1	2	0	0	0	0	0	12	20	3.00	1.000
Mike Garman, R ERA: 6.0	(8, 1)	1.0		4	1	0	0	0	0	0	0	0	0	0	4	4	0.00	1.000

PITCHER	IP	WLS	BF	H	R	ER	SO	BB	IBB	HBP	BLK	WP	HR	S	P	ERA	WHIP

Montreal Expos @ Los Angeles Dodgers

Dodger Stadium, Los Angeles, CA

Sun Jun 18 1978, 3:33 AM PDT

Att. 41,769 - Unknown

livebaseballscorecards.com

AB	29
R	5
H	8
RBI	4
BB	7
SO	1
LOB	19

WP: 1 PA: 39
PB: 0
SB: 5
CS: 0

Batter	1	2	3	4	5	6	7	8	9	AB	R	H	RBI	BB	SO	LOB
Dave Cash, R (1, 4) OBP: 0.333, SLG: 0.356	0-0 ① 4-3		0-0 ② L8		0-0 ③ F9			0-0 1B		4	0	1	0	0	0	0
Chris Speier, R (1, 6) OBP: 0.368, SLG: 0.372	0-3 ② K		0-3 ③ K			0-0 ① 4-3		0-3 ③ K		4	0	0	0	0	3	1
Warren Cromartie, L (1, 7) OBP: 0.323, SLG: 0.368	4-0 1B BB			0-0 2B		0-0 ② F8			0-0 ① G3	3	0	1	0	1	0	0
Tony Perez, R (1, 3) OBP: 0.331, SLG: 0.427	0-0 FC4-6 1-3 1B			0-0 ① 5-3		0-0 ③ 5-3			0-0 FC3-6 1B	4	0	2	0	0	0	1
Ellis Valentine, R (1, 9) OBP: 0.320, SLG: 0.444	0-0 ③ FC4-6 1-2f			4-0 FC6-4 BB			0-0 ① F6-3		0-0 ② FC3-6 FC6-4 1-2f	3	0	0	0	1	0	3
Andre Dawson, R (1, 8) OBP: 0.313, SLG: 0.412		0-3 ① K		0-0 ② F3			0-0 ② L8		0-0 ③ FC6-4 1-2f	4	0	0	0	0	1	3
Gary Carter, R (1, 2) OBP: 0.317, SLG: 0.344		0-0 ② F9		0-0 ③ FC6-4 1-2f			0-0 ③ F6-3			3	0	0	0	0	0	2
Larry Parrish, R (1, 5) OBP: 0.313, SLG: 0.451		0-0 ③ F8			0-0 ① F9			0-3 ① K		3	0	0	0	0	1	0
Ross Grimsley, L (1, 1) OBP: 0.186, SLG: 0.128			0-0 ① 4-3		0-0 ② 1-3			0-0 ② 3-1		2	0	0	0	0	0	0
Wayne Garrett, L (8, PH) OBP: 0.240, SLG: 0.191										1	0	0	0	0	0	0
Darold Knowles, L (8, 1) OBP: 0.500, SLG: 0.500										0	0	0	0	0	0	0

Montreal Expos @ New York Mets

Shea Stadium, Flushing, NY

Tue Jun 20 1978, 7:05 PM EDT

Att. 11,950 - Unknown

TOP

livebaseballscorecards.com

AB	31
R	0
H	4
RBI	0
BB	2
SO	5
LOB	10

Inning Stats	1	2	3	4	5	6	7	8	9
	R: 0 E: 0 K: 1 S: 6	H: 1 LOB: 2 BB: 1 P: 10	R: 0 E: 0 K: 1 S: 5	H: 0 LOB: 0 BB: 0 P: 5	R: 0 E: 0 K: 1 S: 5	H: 0 LOB: 0 BB: 0 P: 5	R: 0 E: 0 K: 0 S: 4	H: 1 LOB: 2 BB: 1 P: 8	R: 0 E: 0 K: 0 S: 3	H: 0 LOB: 0 BB: 0 P: 3	R: 0 E: 0 K: 0 S: 3	H: 0 LOB: 0 BB: 0 P: 3	R: 0 E: 0 K: 0 S: 3	H: 0 LOB: 0 BB: 0 P: 3	R: 0 E: 0 K: 2 S: 8	H: 1 LOB: 1 BB: 0 P: 8	R: 0 E: 0 K: 0 S: 4	H: 1 LOB: 1 BB: 0 P: 4

| | | | | | | | | | |

Batter	1	2	3	4	5	6	7	8	9	AB	R	H	RBI	BB	SO	LOB
Steve Henderson, R (1, 7) OBP: 0.327, SLG: 0.391	HR	G3 1-2 2-3 3-H			L7		F9			4	1	1	2	0	0	2
Bobby Valentine, R (1, 4) OBP: 0.351, SLG: 0.329	BB	L7			F8		G6-4-3 BB			2	0	0	0	2	0	2
Joel Youngblood, R (7, PR) OBP: 0.286, SLG: 0.385 (8, 4)										0	0	0	0	0	0	0
Elliott Maddox, R (1, 9) OBP: 0.390, SLG: 0.352	1B 1-3		K			SH3-4 1B SF7	G6-4-3 1-2f			4	1	2	0	0	1	1
Willie Montanez, L (1, 3) OBP: 0.331, SLG: 0.430	K	4-3				1B SH3-4 1-2		G3		4	0	1	0	0	1	1
Lee Mazzilli, S (1, 8) OBP: 0.358, SLG: 0.425	1B 1-3	L5				SH3-4 1-2 2-3		F7		3	0	1	0	0	0	0
John Stearns, R (1, 2) OBP: 0.353, SLG: 0.374		1B 2B G3		5-3		SF7 3-H		BB		2	1	1	1	1	0	0
Lenny Randle, S (1, 5) OBP: 0.367, SLG: 0.342		2B G3 1-3		6-3		IBB 1B		1-3		3	0	1	0	1	0	1
Doug Flynn, R (1, 6) OBP: 0.273, SLG: 0.273		F4 G3		F9		1B 1-2 2-3				3	0	1	0	0	0	2
Nino Espinosa, R (1, 1) OBP: 0.176, SLG: 0.235		K			K	K				3	0	0	0	0	3	6
Inning Stats	R: 1 E: 0 K: 1 S: 6 H: 3 LOB: 2 BB: 1 P: 10	R: 1 E: 1 K: 1 S: 8 H: 2 LOB: 2 BB: 0 P: 8	R: 0 E: 0 K: 1 S: 5 H: 0 LOB: 0 BB: 0 P: 5	R: 0 E: 0 K: 0 S: 3 H: 0 LOB: 0 BB: 0 P: 3	R: 0 E: 0 K: 1 S: 5 H: 0 LOB: 0 BB: 0 P: 5	R: 1 E: 0 K: 1 S: 8 H: 3 LOB: 3 BB: 1 P: 12	R: 0 E: 0 K: 0 S: 2 H: 0 LOB: 1 BB: 1 P: 6	R: 0 E: 0 K: 0 S: 3 H: 0 LOB: 1 BB: 1 P: 7		1B: 6 2B: 1 3B: 0 HR: 1	SF: 1 SAC: 1 DP: 1 HBP: 0						

PITCHER	IP	WLS	BF	H	R	ER	SO	BB	IBB	HBP	BLK	WP	HR	S	P	ERA	WHIP
Ross Grimsley, L (1, 1) ERA: 2.72	7.0	L	30	8	3	2	5	2	1	0	0	0	1	37	49	2.57	1.429
Darold Knowles, L (8, 1) ERA: 1.72	1.0		4	0	0	0	0	1	0	0	0	0	0	3	7	0.00	1.000

PITCHER	IP	WLS	BF	H	R	ER	SO	BB	IBB	HBP	BLK	WP	HR	S	P	ERA	WHIP

BOTTOM

Montreal Expos @ New York Mets

Shea Stadium, Flushing, NY

Tue Jun 20 1978, 7:05 PM EDT

Att. 11,950 - Unknown

livebaseballscorecards.com

AB	28
R	3
H	8
RBI	3
BB	4
SO	5
LOB	15

Batter	1	2	3	4	5	6	7	8	9	AB	R	H	RBI	BB	SO	LOB
Dave Cash, R (1, 4) OBP: 0.336, SLG: 0.358	4-3 WP FC3-5 1B		F4-6-3 1B		F6-4-3 1-2 2-3		FC5 2-3f			4	0	2	0	0	0	4
Wayne Garrett, L (1, 5) OBP: 0.226, SLG: 0.180	4-3 1-3		F8		P4					3	0	0	0	0	0	3
Warren Cromartie, L (1, 7) OBP: 0.320, SLG: 0.363	FC3-5 FC4-6 3-H		F4-6-3 1-2			F8				3	0	0	0	0	0	2
Tony Perez, R (1, 3) OBP: 0.327, SLG: 0.422	FC4-6 1-2f			F9		4-3				3	0	0	0	0	0	1
Ellis Valentine, R (1, 9) OBP: 0.321, SLG: 0.458 Andre Dawson, R (5, 8) OBP: 0.312, SLG: 0.410		HR		K		F6-3				2 1	1 0	1 0	1 0	0 0	1 0	0 0
Del Unser, L (1, 8) (5, 9) OBP: 0.310, SLG: 0.308		F8		K			FC5 1B			3	0	1	0	0	1	0
Gary Carter, R (1, 2) OBP: 0.317, SLG: 0.344		K			E 1B		F7			3	1	1	0	0	1	1
Chris Speier, R (1, 6) OBP: 0.368, SLG: 0.372		1B			E4 F6-4-3 1B 1-3		F2			3	0	1	0	0	0	2
Steve Rogers, R (1, 1) OBP: 0.130, SLG: 0.111		K			F6-4-3 1-2 3-H		1-2			3	0	2	1	0	1	1
Inning Stats	R: 0 H: 1 E: 0 LOB: 1 K: 0 BB: 0 S: 4 P: 4	R: 1 H: 2 E: 0 LOB: 1 K: 2 BB: 0 S: 9 P: 9	R: 0 H: 1 E: 0 LOB: 0 K: 0 BB: 0 S: 3 P: 3	R: 0 H: 0 E: 0 LOB: 0 K: 2 BB: 0 S: 7 P: 7	R: 1 H: 2 E: 1 LOB: 1 K: 0 BB: 0 S: 5 P: 5	R: 0 H: 0 E: 0 LOB: 0 K: 0 BB: 0 S: 3 P: 3	R: 0 H: 2 E: 0 LOB: 2 K: 0 BB: 0 S: 5 P: 5			1B: 7 SF: 0 2B: 0 SAC: 0 3B: 0 DP: 2 HR: 1 HBP: 0						

TOP

Montreal Expos @ New York Mets

Shea Stadium, Flushing, NY

Wed Jun 21 1978, 7:05 PM EDT

Att. 6,691 - Unknown

livebaseballscorecards.com

AB	28
R	2
H	8
RBI	2
BB	0
SO	4
LOB	14

WP: 1 PA: 28
PB: 0
SB: 0
CS: 0

PITCHER		IP	WLS	BF	H	R	ER	SO	BB	IBB	HBP	BLK	WP	HR	S	P	ERA	WHIP
Mike Bruhert, R ERA: 4.73	(1, 1)	6.2	L	27	8	2	1	4	0	0	0	0	1	1	35	35	1.35	1.200
Dale Murray, R ERA: 3.99	(7, 1)	0.1		1	0	0	0	0	0	0	0	0	0	0	1	1	0.00	0.000

PITCHER	IP	WLS	BF	H	R	ER	SO	BB	IBB	HBP	BLK	WP	HR	S	P	ERA	WHIP

Batter	1	2	3	4	5	6	7	8	9	AB	R	H	RBI	BB	SO	LOB
Lenny Randle, S (1, 5) OBP: 0.362, SLG: 0.337	4-3		F8		K					3	0	0	0	0	1	0
Bobby Valentine, R (1, 4) OBP: 0.360, SLG: 0.341	G6-4-3, 1B		1B, G3, 1B		F7					3	0	2	0	0	0	0
Lee Mazzilli, S (1, 8) OBP: 0.355, SLG: 0.420	G6-4-3 1-2f		G3 1-2		K					3	0	0	0	0	1	2
Steve Henderson, R (1, 7) OBP: 0.331, SLG: 0.399		1B, 3B	BBBB, 1B, BB			6-3				2	1	1	0	1	0	0
Willie Montanez, L (1, 3) OBP: 0.331, SLG: 0.429		SSSS, K	1-2 2-3, 1B			6-3				3	0	1	0	0	1	1
Bruce Boisclair, L (1, 9) OBP: 0.309, SLG: 0.336 Dale Murray, R (7, 1)		G3	SSS, K			G3				3 0	0 0	0 0	0 0	0 0	1 0	4 0
John Stearns, R (1, 2) OBP: 0.357, SLG: 0.379		1B, 1B 3-H	F8			1B				3	0	2	1	0	0	0
Doug Flynn, R (1, 6) OBP: 0.273, SLG: 0.273		1-2, 1B	F6-3			F1				3	0	1	0	0	0	1
Mike Bruhert, R (1, 1) OBP: 0.111, SLG: 0.111 Tom Grieve, R (7, 9) OBP: 0.297, SLG: 0.322		SSS, K	SSS, K			1-2, 1B				2 1	0 0	0 1	0 0	0 0	2 0	2 0
Inning Stats	R: 0 E: 0 K: 0 S: 3 H: 1 LOB: 0 BB: 0 P: 3	R: 1 E: 0 K: 2 S: 10 H: 3 LOB: 2 BB: 0 P: 10	R: 0 E: 0 K: 1 S: 7 H: 2 LOB: 3 BB: 1 P: 11	R: 0 E: 0 K: 1 S: 5 H: 0 LOB: 0 BB: 0 P: 5	R: 0 E: 0 K: 2 S: 7 H: 0 LOB: 0 BB: 0 P: 7	R: 0 E: 0 K: 0 S: 3 H: 0 LOB: 0 BB: 0 P: 3	R: 0 E: 0 K: 0 S: 3 H: 2 LOB: 2 BB: 0 P: 3			1B: 7 2B: 0 3B: 1 HR: 0 SF: 0 SAC: 0 DP: 1 HBP: 0						

PITCHER		IP	WLS	BF	H	R	ER	SO	BB	IBB	HBP	BLK	WP	HR	S	P	ERA	WHIP
Steve Rogers, R ERA: 2.24	(1, 1)	6.1	W	27	8	1	1	6	1	0	0	0	0	0	38	42	1.42	1.421

PITCHER		IP	WLS	BF	H	R	ER	SO	BB	IBB	HBP	BLK	WP	HR	S	P	ERA	WHIP

BOTTOM

Montreal Expos @ New York Mets

Shea Stadium, Flushing, NY

Wed Jun 21 1978, 7:05 PM EDT

Att. 6,691 - Unknown

livebaseballscorecards.com

AB	26
R	1
H	8
RBI	1
BB	1
SO	6
LOB	10

WP: 0 PA: 27
PB: 0
SB: 0
CS: 0

Montreal Expos @ New York Mets

Shea Stadium, Flushing, NY

Thu Jun 22 1978, 7:05 PM EDT

Att. 7,800 - Unknown

TOP

livebaseballscorecards.com

Batter	1	2	3	4	5	6	7	8	9	AB	R	H	RBI	BB	SO	LOB
Dave Cash, R (1, 4) OBP: 0.331, SLG: 0.353	5-3		6-3		1-6-3		F4-3			4	0	0	0	0	0	0
Wayne Garrett, L (1, 5) OBP: 0.246, SLG: 0.245	HR		K		BB, 1B			K		3	1	1	1	1	2	0
Warren Cromartie, L (1, 7) OBP: 0.319, SLG: 0.361	F4-3		6-3		F6-4-3, 1B 1-2			L8		4	0	1	0	0	0	0
Tony Perez, R (1, 3) OBP: 0.329, SLG: 0.432	2B			E, 2B	F6-4-3 1-2			6-3		4	1	2	0	0	0	2
Ellis Valentine, R (1, 9) OBP: 0.320, SLG: 0.454	6-3			6-3	F9				FC1-6, 1B	4	0	1	0	0	0	2
Del Unser, L (1, 8) OBP: 0.308, SLG: 0.305		F9		E2, 1B 2-H	G3				FC1-6, BB 1-2f	4	0	1	1	0	0	1
Gary Carter, R (1, 2) OBP: 0.320, SLG: 0.343		FC6-4, 1B		F9	F2				G4-3, BB 1-2	3	0	1	0	1	0	1
Chris Speier, R (1, 6) OBP: 0.366, SLG: 0.366		FC6-4 1-2f		IBB			K		G4-3 1-2f	3	0	0	0	1	1	3
Hal Dues, R (1, 1) OBP: 0.154, SLG: 0.154		F4-3		K			F8			2	0	0	0	0	1	3
Andre Dawson, R (7, PH) OBP: 0.311, SLG: 0.408										1	0	0	0	0	0	0
Mike Garman, R (7, 1)										0	0	0	0	0	0	0

	AB	32
	R	2
	H	7
	RBI	2
	BB	3
	SO	4
	LOB	12

Inning Stats	1	2	3	4	5	6	7	8	9	1B: 4	SF: 0	WP: 0	PA: 35
R	1	0	0	1	0	0	0	0	0	2B: 2	SAC: 0	PB: 0	
E	0	0	0	1	0	0	0	0	0	3B: 0	DP: 2	SB: 0	
K	0	0	1	1	0	0	1	1	0	HR: 1	HBP: 0	CS: 0	
S	5	4	5	7	3	3	5	5	3				
H	2	1	0	2	1	0	0	0	1				
LOB	0	1	0	2	1	0	0	0	1				
BB	0	0	0	1	1	0	0	0	1				
P	5	4	5	11	7	3	5	5	7				

PITCHER		IP	WLS	BF	H	R	ER	SO	BB	IBB	HBP	BLK	WP	HR	S	P	ERA	WHIP
Pat Zachry, R ERA: 3.26	(1, 1)	6.0	L	25	6	2	2	2	1	1	0	0	0	1	27	35	3.00	1.167
Kevin Kobel, L ERA: 1.04	(7, 1)	2.1		9	1	0	0	2	1	0	0	0	0	0	12	16	0.00	0.857
Skip Lockwood, R ERA: 3.54	(9, 1)	0.2		1	0	0	0	0	0	0	0	0	0	0	1	1	0.00	0.000

PITCHER		IP	WLS	BF	H	R	ER	SO	BB	IBB	HBP	BLK	WP	HR	S	P	ERA	WHIP

BOTTOM

Montreal Expos @ New York Mets

Shea Stadium, Flushing, NY

Thu Jun 22 1978, 7:05 PM EDT

Att. 7,800 - Unknown

Batter	1	2	3	4	5	6	7	8	9	AB	R	H	RBI	BB	SO	LOB
Lenny Randle, S (1, 5) OBP: 0.360, SLG: 0.332	4-3		F8			4-3			BB	3	0	0	0	1	0	1
Elliott Maddox, R (1, 9) OBP: 0.386, SLG: 0.345	G4-6-3 BB			1-3			5-3		F8	3	0	0	0	1	0	1
Lee Mazzilli, S (1, 8) OBP: 0.350, SLG: 0.414	G4-6-3 1-2f			4-3			4-3		F6	4	0	0	0	0	0	2
Steve Henderson, R (1, 7) OBP: 0.328, SLG: 0.395		G3		6-3			6-3			3	0	0	0	0	0	0
Willie Montanez, L (1, 3) OBP: 0.328, SLG: 0.424		F7			4-3			F8		3	0	0	0	0	0	0
John Stearns, R (1, 2) OBP: 0.357, SLG: 0.378		F7			G5-4-3 1B			L7		3	0	1	0	0	0	0
Tim Foli, R (1, 6) OBP: 0.247, SLG: 0.263			FC6-4 1B		G5-4-3 1-2f			BB		2	0	1	0	1	0	1
Doug Flynn, R (1, 4) OBP: 0.271, SLG: 0.271			FC6-4 SH1-4 1-2f			F5-3		K		2	0	0	0	0	0	1
Ed Kranepool, L (8, PH) OBP: 0.298, SLG: 0.300										1	0	0	0	0	1	1
Joel Youngblood, R (9, 4) OBP: 0.286, SLG: 0.385										0	0	0	0	0	0	0
Skip Lockwood, R (9, 1)										0	0	0	0	0	0	0
Pat Zachry, R (1, 1) OBP: 0.171, SLG: 0.094			SH1-4 1-2			F8			F9	0	0	0	0	0	0	0
Bruce Boisclair, L (6, PH) OBP: 0.307, SLG: 0.333										1	0	0	0	0	0	0
Kevin Kobel, R (7, 1) OBP: 0.250, SLG: 0.250										0	0	0	0	0	0	0
Bobby Valentine, R (9, 4) OBP: 0.356, SLG: 0.337										1	0	0	0	0	0	0

Inning Stats	1	2	3	4	5	6	7	8	9
	R: 0 E: 0 K: 0 S: 2	H: 0 LOB: 0 BB: 1 P: 6	R: 0 E: 0 K: 0 S: 3	H: 0 LOB: 0 BB: 0 P: 3	R: 0 E: 0 K: 0 S: 4	H: 1 LOB: 1 BB: 0 P: 4	R: 0 E: 0 K: 0 S: 3	H: 0 LOB: 0 BB: 0 P: 3	R: 0 E: 0 K: 0 S: 3	H: 1 LOB: 0 BB: 0 P: 3	R: 0 E: 0 K: 0 S: 3	H: 0 LOB: 0 BB: 0 P: 3	R: 0 E: 0 K: 0 S: 3	H: 0 LOB: 0 BB: 0 P: 3	R: 0 E: 0 K: 1 S: 5	H: 0 LOB: 1 BB: 1 P: 9	R: 0 E: 0 K: 0 S: 3	H: 0 LOB: 1 BB: 1 P: 7

1B: 2	SF: 0
2B: 0	SAC: 1
3B: 0	DP: 2
HR: 0	HBP: 0

WP: 0	PA: 30
PB: 0	
SB: 0	
CS: 0	

livebaseballscorecards.com

AB	26
R	0
H	2
RBI	0
BB	3
SO	1
LOB	7

PITCHER	IP	WLS	BF	H	R	ER	SO	BB	IBB	HBP	BLK	WP	HR	S	P	ERA	WHIP
Hal Dues, R (1, 1) ERA: 3.0	6.0	W	19	2	0	0	0	1	0	0	0	0	0	18	22	0.00	0.500
Mike Garman, R (7, 1) ERA: 5.4	3.0	S	11	0	0	0	1	2	0	0	0	0	0	11	19	0.00	0.667

PITCHER	IP	WLS	BF	H	R	ER	SO	BB	IBB	HBP	BLK	WP	HR	S	P	ERA	WHIP

Montreal Expos @ St. Louis Cardinals

Busch Stadium, St. Louis, MO

Fri Jun 23 1978, 7:05 PM CDT

Att. 13,732 - Unknown

TOP

livebaseballscorecards.com

Batter	1	2	3	4	5	6	7	8	9	AB	R	H	RBI	BB	SO	LOB
Dave Cash, R (1, 4) OBP: 0.332, SLG: 0.354	S S S 0-3 ① K		x 0-0 ② L7		x 0-0 1B		x 0-0 BB 1-2 1B		x 0-0 ② F8	5	0	2	0	0	1	1
Chris Speier, R (1, 6) OBP: 0.366, SLG: 0.364	x 0-0 ② 4-3		x 0-0 1B		S S S 0-3 ③ K		B B B 4-0 1-2 2-3 BB		S S S 0-3 ③ K	4	0	1	0	1	2	2
Warren Cromartie, L (1, 7) OBP: 0.314, SLG: 0.356 Bill Atkinson, L (7, 1) OBP: 0.500, SLG: 0.500	x 0-0 ③ 4-3		x 0-0 ③ G3			x 0-0 ① F7	S S S 0-3 ③ K			4 0	0 0	0 0	0 0	0 0	1 0	4 0
Tony Perez, R (1, 3) OBP: 0.328, SLG: 0.433		x 0-0 ① F8		x 0-0 1B 2B		S S S 0-3 ② K		S S S 0-3 ① K		4	1	1	0	0	2	0
Ellis Valentine, R (1, 9) OBP: 0.323, SLG: 0.467		x 0-0 HR		x 0-0 G4-3 2-H 1B		x 0-0 ③ 6-3		S S S 0-3 ② K		4	1	2	2	0	1	0
Andre Dawson, R (1, 8) OBP: 0.310, SLG: 0.418		S S S 0-3 ② K		x 0-0 ① ② G4-3 1-2f			x 0-0 ① 6-3	x 0-0 HR		4	1	1	1	0	1	1
Gary Carter, R (1, 2) OBP: 0.322, SLG: 0.343		B B B 4-0 WP S BB		x 0-0 ③ 5-3			x 0-0 1B SF8 1B	S S S 0-3 ③ K		3	1	1	0	1	1	0
Larry Parrish, R (1, 5) OBP: 0.316, SLG: 0.452		S S S 0-3 ③ K 1-3			x 0-0 ① F7		x 0-0 BB 1B 1-3 1B		x 0-0 1B	4	0	2	0	0	1	1
Rudy May, L (1, 1) OBP: 0.265, SLG: 0.258 Wayne Twitchell, R (2, 1) OBP: 0.211, SLG: 0.118 Sam Mejias, R (3, PH) OBP: 0.273, SLG: 0.200 Dan Schatzeder, L (3, 1) OBP: 0.167, SLG: 0.167 Del Unser, L (7, PH) OBP: 0.301, SLG: 0.301 (7, 7)			x 0-0 ① 6-3		x 0-0 ② 4-3		x 0-0 ② SF8 3-H		x 0-0 ① F8	0 0 1 1 1	0 0 0 0 0	0 0 0 0 0	0 0 0 0 1	0 0 0 0 0	0 0 0 0 0	0 0 0 0 1

	AB	35
	R	4
	H	10
	RBI	4
	BB	2
	SO	10
	LOB	10

Inning Stats																		
	R: 0	H: 0	R: 1	H: 1	R: 0	H: 1	R: 1	H: 2	R: 0	H: 1	R: 0	H: 0	R: 1	H: 3	R: 1	H: 1	R: 0	H: 1
	E: 0	LOB: 0	E: 0	LOB: 1	E: 0	LOB: 1	E: 0	LOB: 0	E: 0	LOB: 1	E: 0	LOB: 0	E: 0	LOB: 3	E: 0	LOB: 0	E: 0	LOB: 1
	K: 1	BB: 0	K: 2	BB: 1	K: 0	BB: 0	K: 0	BB: 0	K: 1	BB: 0	K: 1	BB: 0	K: 1	BB: 1	K: 3	BB: 0	K: 1	BB: 0
	S: 5	P: 5	S: 8	P: 12	S: 4	P: 4	S: 4	P: 4	S: 6	P: 6	S: 5	P: 5	S: 8	P: 12	S: 10	P: 10	S: 6	P: 6

	1B: 7	SF: 1	WP: 1	PA: 38
	2B: 1	SAC: 0	PB: 0	
	3B: 0	DP: 1	SB: 1	
	HR: 2	HBP: 0	CS: 0	

PITCHER		IP	WLS	BF	H	R	ER	SO	BB	IBB	HBP	BLK	WP	HR	S	P	ERA	WHIP
Pete Vuckovich, R ERA: 2.65	(1, 1)	6.2	W	28	8	3	3	5	1	0	0	0	1	1	37	41	4.05	1.350
Mark Littell, R ERA: 2.56	(7, 1)	2.1	S	10	2	1	1	5	1	0	0	0	0	1	19	23	3.86	1.286

PITCHER		IP	WLS	BF	H	R	ER	SO	BB	IBB	HBP	BLK	WP	HR	S	P	ERA	WHIP

Montreal Expos @ St. Louis Cardinals

Busch Stadium, St. Louis, MO

Fri Jun 23 1978, 7:05 PM CDT

Att. 13,732 - Unknown

BOTTOM

livebaseballscorecards.com

Batter	1	2	3	4	5	6	7	8	9	AB	R	H	RBI	BB	SO	LOB
Garry Templeton, S (1, 6) OBP: 0.244, SLG: 0.280	0-0 1B 2B	4-0 SF8 BB E 1-2 2-3 3-H BB		0-0 F9 ①		0-0 F9 ③		0-0 4-3 ②		4	2	1	1	1	0	0
Jerry Morales, R (1, 8) OBP: 0.286, SLG: 0.341	0-0 G3-6 2-H 1B	4-0 E 1-2 2-3 3-H BB		0-3 K ②			0-0 F7 ①	0-0 F7 ③		4	1	1	2	1	1	0
Keith Hernandez, L (1, 3) OBP: 0.357, SLG: 0.434	0-0 G3-6 ① ② 1-2f	0-0 SF8 ① 2-3 3-H		0-0 F8 ③			4-0 HR BB			2	1	0	1	1	0	1
Ted Simmons, S (1, 7) OBP: 0.394, SLG: 0.509	4-0 1B BB	0-3 K ②			0-0 6-3 ①		0-0 1-H HR			3	1	1	2	1	1	2
George Hendrick, R (1, 9) OBP: 0.311, SLG: 0.383	0-0 FC6 1-2 1B	0-0 E6 1-H 3-H 2B			0-0 5-3 2B		4-0 1B BB			3	0	3	2	1	0	0
Ken Reitz, R (1, 5) OBP: 0.281, SLG: 0.340	0-0 FC6 ③ 1-2f	0-0 5-3 ③			0-0 5-3 ② 2-3		0-0 F7 ②			4	0	0	0	0	0	5
Steve Swisher, R (1, 2) OBP: 0.324, SLG: 0.323		1-0 1B BB BB HBP	0-0 F8 ①		0-0 F3 ③		0-0 1-2 1B			3	1	1	0	0	0	1
Mike Tyson, R (1, 4) OBP: 0.285, SLG: 0.332		4-0 BB 1B 1-2 BB BB	0-0 F3 ②			0-0 P5 ①	0-0 F9 ③			3	1	0	0	1	0	2
Pete Vuckovich, R (1, 1) OBP: 0.067, SLG: 0.067 Mark Littell, L (7, 1)		0-0 BB BB SF8 1-2 2-3 1B	0-3 K ③			0-3 K ②		0-0 6-3 ①		3 1	1 0	1 0	0 0	0 0	2 0	0 0
Inning Stats	R: 1 E: 0 K: 0 S: 5 H: 3 LOB: 2 BB: 1 P: 9	R: 5 E: 1 K: 1 S: 7 H: 2 LOB: 1 BB: 3 P: 20	R: 0 E: 0 K: 1 S: 5 H: 0 LOB: 0 BB: 0 P: 5	R: 0 E: 0 K: 1 S: 5 H: 0 LOB: 0 BB: 0 P: 5	R: 0 E: 0 K: 0 S: 4 H: 1 LOB: 1 BB: 0 P: 4	R: 0 E: 0 K: 1 S: 5 H: 0 LOB: 0 BB: 0 P: 5	R: 2 E: 0 K: 0 S: 5 H: 2 LOB: 2 BB: 2 P: 13	R: 0 E: 0 K: 0 S: 3 H: 0 LOB: 0 BB: 0 P: 3		1B: 4 2B: 3 3B: 0 HR: 1	SF: 1 SAC: 0 DP: 1 HBP: 1					

	AB	30
	R	8
	H	8
	RBI	8
	BB	6
	SO	4
	LOB	11

WP: 0 PB: 0 SB: 0 CS: 0 PA: 38

PITCHER		IP	WLS	BF	H	R	ER	SO	BB	IBB	HBP	BLK	WP	HR	S	P	ERA	WHIP
Rudy May, L ERA: 4.44	(1, 1)	1.0	L	10	4	5	5	0	3	0	1	0	0	0	6	19	45.00	7.000
Wayne Twitchell, R ERA: 5.45	(2, 1)	1.0		5	1	1	1	1	1	0	0	0	0	0	6	10	9.00	2.000
Dan Schatzeder, L ERA: 2.64	(3, 1)	4.0		13	1	0	0	3	0	0	0	0	0	0	19	19	0.00	0.250
Bill Atkinson, R ERA: 3.89	(7, 1)	2.0		10	2	2	2	0	2	0	0	0	0	1	8	16	9.00	2.000

PITCHER	IP	WLS	BF	H	R	ER	SO	BB	IBB	HBP	BLK	WP	HR	S	P	ERA	WHIP

Montreal Expos @ St. Louis Cardinals

Busch Stadium, St. Louis, MO

Sat Jun 24 1978, 7:05 PM CDT

Att. 19,122 - Unknown

TOP

livebaseballscorecards.com

Batter	1	2	3	4	5	6	7	8	9	AB	R	H	RBI	BB	SO	LOB
Dave Cash, R (1, 4) OBP: 0.330, SLG: 0.351	SSS 0-3 ① K		x 0-0 ① 5-3	x 0-0 ③ 3-1		SSS 0-3 ③ K			x 0-0 S 1B 3-H	5	0	1	1	0	2	2
Pepe Frias, R (9, 4) OBP: 0.500, SLG: 1.167										0	0	0	0	0	0	0
Chris Speier, R (1, 6) OBP: 0.359, SLG: 0.355	x 0-0 ② F8		x 0-0 ② 6-3		x 0-0 ① 6-3		x 0-0 ① 4-3		SSS 0-3 ② K 1-2	5	0	0	0	0	1	1
Warren Cromartie, L (1, 7) OBP: 0.319, SLG: 0.358	x 0-0 1B		x 0-0 BB 1B 1B		x 0-0 ② F8		x 0-0 ② 6-3		III 4-0 IBB	4	1	2	0	1	0	0
Tony Perez, R (1, 3) OBP: 0.331, SLG: 0.436	x 0-0 ③ 1-3		BBB 4-0 1B BB 1-2		x 0-0 2B		SSS 0-3 ③ K		SSS 0-3 ③ K	3	0	1	0	1	1	1
Mike Garman, R (8, 1)										1	0	0	0	0	1	2
Ellis Valentine, R (1, 9) OBP: 0.330, SLG: 0.470		x 0-0 E5 1B CS 1B	x 0-0 S 1B 1-3 2-H		BBB 4-0 BB			x 0-0 ① F9		3	0	2	1	1	0	0
Andre Dawson, R (1, 8) OBP: 0.309, SLG: 0.415		x 0-0 S 1B 2-3	x 0-0 ③ 1-3 1-2		x 0-0 ③ F9			SSS 0-3 ② K		4	0	1	0	0	1	4
Gary Carter, R (1, 2) OBP: 0.318, SLG: 0.338		SSS 0-3 ① K 1-2		x 0-0 ① F7		x 0-0 ① F9		x 0-0 ③ 5-3		4	0	0	0	0	1	2
Larry Parrish, R (1, 5) OBP: 0.328, SLG: 0.466		III 4-0 IBB	x 0-0 SH1-3 1B		BBB 4-0 BB				x 0-0 1B 3B	2	1	2	0	2	0	0
Woodie Fryman, R (1, 1) OBP: 0.048, SLG: 0.100		SSS 0-3 ②③ K 3-H		x 0-0 ② SH1-3 1-2		x 0-0 ② P1			x 0-0 ① G3	2	0	0	0	0	1	4
Darold Knowles, L (8, 1) OBP: 0.500, SLG: 0.500										0	0	0	0	0	0	0
Del Unser, L (8, 3) OBP: 0.298, SLG: 0.298										1	0	0	0	0	0	1

Inning Stats	1	2	3	4	5	6	7	8	9
	R: 0 H: 1 E: 0 LOB: 1 K: 1 BB: 0 S: 6 P: 6	R: 0 H: 2 E: 1 LOB: 2 K: 2 BB: 1 S: 8 P: 12	R: 1 H: 2 E: 0 LOB: 2 K: 0 BB: 1 S: 5 P: 9	R: 0 H: 1 E: 0 LOB: 1 K: 0 BB: 0 S: 4 P: 4	R: 0 H: 1 E: 0 LOB: 2 K: 0 BB: 1 S: 4 P: 8	R: 0 H: 0 E: 0 LOB: 1 K: 1 BB: 1 S: 5 P: 9	R: 0 H: 0 E: 0 LOB: 0 K: 1 BB: 0 S: 5 P: 5	R: 0 H: 0 E: 0 LOB: 0 K: 1 BB: 0 S: 5 P: 5	R: 1 H: 2 E: 0 LOB: 2 K: 2 BB: 1 S: 9 P: 13

AB	34	
R	2	
H	9	
RBI	2	
BB	5	
SO	8	
LOB	17	

1B: 7	SF: 0	WP: 0	PA: 40																															
2B: 1	SAC: 1	PB: 0																																
3B: 1	DP: 0	SB: 3																																
HR: 0	HBP: 0	CS: 1																																

PITCHER		IP	WLS	BF	H	R	ER	SO	BB	IBB	HBP	BLK	WP	HR	S	P	ERA	WHIP
Silvio Martinez, R ERA: 3.26	(1, 1)	7.0	L	31	7	1	1	5	3	1	0	0	0	0	37	53	1.29	1.429
Mark Littell, R ERA: 2.63	(8, 1)	2.0		9	2	1	1	3	0	1	0	0	0	0	14	18	4.50	1.000

PITCHER		IP	WLS	BF	H	R	ER	SO	BB	IBB	HBP	BLK	WP	HR	S	P	ERA	WHIP

Batter	1	2	3	4	5	6	7	8	9	AB	R	H	RBI	BB	SO	LOB
Garry Templeton, S (1, 6) OBP: 0.247, SLG: 0.280	BBBB 4-0 1B BB		x 0-0 ① 6-3			x 0-0 ① 2-3		x 0-0 1B FC5-2 1B		3	0	1	0	1	0	0
Jerry Morales, R (1, 8) OBP: 0.293, SLG: 0.352	x 0-0 L4-3 1-3 1B		x 0-0 ② F7			x 0-0 WP 2B		x 0-0 FC5-2 1-3 1B		4	0	3	0	0	0	0
Keith Hernandez, L (1, 3) OBP: 0.355, SLG: 0.429	x 0-0 ① ② L4-3 1-2		x 0-0 ③ P6			BBBB 4-0 2-3 BB		x 0-0 ① P4		3	0	0	0	1	0	4
Ted Simmons, S (1, 7) OBP: 0.392, SLG: 0.502 Jerry Mumphrey, S (8, PR) OBP: 0.257, SLG: 0.207 (9, 7)	BBBB 4-0 FC6-4 BB			x 0-0 ① 4-3		x 0-0 ② P4		x 0-0 ② FC5-2 1-2 3-H		3	0	0	0	1	0	4
										0	0	0	0	0	0	0
George Hendrick, R (1, 9) OBP: 0.305, SLG: 0.375	x 0-0 ③ FC6-4 1-2f			x 0-0 ② F8		x 0-0 ③ P4		x 0-0 ③ P3		4	0	0	0	0	0	6
Ken Reitz, R (1, 5) OBP: 0.277, SLG: 0.335		x 0-0 ① F7		x 0-0 ③ 1-3			x 0-0 ① F9		SSS 0-3 ① K	4	0	0	0	0	1	0
Steve Swisher, R (1, 2) OBP: 0.289, SLG: 0.286		SSS 0-3 ② K			SSS 0-3 ① K		x 0-0 ② F2		x 0-0 ② G3	4	0	0	0	0	2	0
Mike Tyson, R (1, 4) OBP: 0.290, SLG: 0.337 Mike Phillips, L (9, PH) OBP: 0.250, SLG: 0.288		x 0-0 1B			x 0-0 ② L8		x 0-0 1B		BBBB 4-0 BB	3	0	2	0	0	0	0
										0	0	0	0	1	0	0
Silvio Martinez, R (1, 1) OBP: 0.214, SLG: 0.286 Roger Freed, R (7, PH) OBP: 0.277, SLG: 0.452 Mark Littell, L (8, 1) Lou Brock, L (9, PH) OBP: 0.249, SLG: 0.225		SSS 0-3 ③ K2-3			x 0-0 ③ G3		x 0-0 ③ 1-3		x 0-0 ③ L8	2	0	0	0	0	1	1
										1	0	0	0	0	0	1
										0	0	0	0	0	0	0
										1	0	0	0	0	0	1
Inning Stats	R: 0 H: 1 E: 0 LOB: 2 K: 0 BB: 2 S: 3 P: 11	R: 0 H: 1 E: 0 LOB: 1 K: 2 BB: 0 S: 8 P: 8	R: 0 H: 0 E: 0 LOB: 0 K: 0 BB: 0 S: 3 P: 3	R: 0 H: 0 E: 0 LOB: 0 K: 0 BB: 0 S: 3 P: 3	R: 0 H: 0 E: 0 LOB: 0 K: 1 BB: 0 S: 5 P: 5	R: 0 H: 1 E: 0 LOB: 2 K: 0 BB: 1 S: 4 P: 8	R: 0 H: 1 E: 0 LOB: 1 K: 0 BB: 0 S: 4 P: 4	R: 0 H: 2 E: 0 LOB: 2 K: 0 BB: 0 S: 5 P: 5	R: 0 H: 0 E: 0 LOB: 1 K: 1 BB: 1 S: 5 P: 9	1B: 5 SF: 0 2B: 2 SAC: 0 3B: 0 DP: 1 HR: 0 HBP: 0						WP: 1 PA: 36 PB: 0 SB: 0 CS: 0	

PITCHER		IP	WLS	BF	H	R	ER	SO	BB	IBB	HBP	BLK	WP	HR	S	P	ERA	WHIP
Woodie Fryman, L ERA: 4.2	(1, 1)	7.0	W	28	5	0	0	3	3	0	0	0	1	0	31	43	0.00	1.143
Darold Knowles, L ERA: 1.69	(8, 1)	0.2		3	1	0	0	0	0	0	0	0	0	0	3	3	0.00	1.500
Mike Garman, R ERA: 5.17	(8, 1)	1.1	S	5	0	0	0	1	1	0	0	0	0	0	6	10	0.00	0.750

PITCHER	IP	WLS	BF	H	R	ER	SO	BB	IBB	HBP	BLK	WP	HR	S	P	ERA	WHIP

BOTTOM

Montreal Expos @ St. Louis Cardinals

Busch Stadium, St. Louis, MO

Sat Jun 24 1978, 7:05 PM CDT

Att. 19,122 - Unknown

livebaseballscorecards.com

AB	32
R	0
H	6
RBI	0
BB	4
SO	4
LOB	17

Batter	1	2	3	4	5	6	7	8	9	AB	R	H	RBI	BB	SO	LOB
Dave Cash, R (1, 4) OBP: 0.328, SLG: 0.352	2B		G3		5-3		FC4-6 1B E 1-2f 2-3		6-3	5	1	1	0	0	0	3
Chris Speier, R (1, 6) OBP: 0.355, SLG: 0.351	1-3		K		5-3		E 1B 1-3 3-H 1B		K	5	1	1	1	0	2	2
Warren Cromartie, L (1, 7) OBP: 0.318, SLG: 0.356	L9			BB E HBP 1B	2-3		E6 1B 1-3 3-H			4	1	1	0	0	0	2
Ellis Valentine, R (1, 9) OBP: 0.328, SLG: 0.466	F9			E4 HBP BB SF8 1-2		F7	1-3 3-H 1B			4	1	1	1	0	0	2
Del Unser, L (1, 3) OBP: 0.299, SLG: 0.291 Tony Perez, R (7, PH) OBP: 0.330, SLG: 0.434 (7, 3)		6-3		HBP 1-2 2-3 BB		4-3	F3			2 1	0 0	0 0	0 0	1 0	0 0	0 2
Andre Dawson, R (1, 8) OBP: 0.308, SLG: 0.410		G3		1-2 2-3 3-H HBP		3-1		F8		3	0	0	1	0	0	0
Larry Parrish, R (1, 5) OBP: 0.322, SLG: 0.459		5-3		SF8 3-H			6-3	P6		3	0	0	1	0	0	0
Ed Herrmann, L (1, 2) OBP: 0.176, SLG: 0.146 Gary Carter, R (8, PH) OBP: 0.316, SLG: 0.336 (8, 2)			FC5-6 1B	P4			FC4-6 BB 1B 1B	K		3 1	1 0	2 0	0 0	0 1	0 0	2 0
Ross Grimsley, L (1, 1) OBP: 0.178, SLG: 0.122 Wayne Garrett, L (7, PH) OBP: 0.259, SLG: 0.245 Rudy May, L (7, 1) OBP: 0.265, SLG: 0.258 Stan Papi, R (9, PH) OBP: 0.360, SLG: 0.373			FC5-6 1-2f	1-3			FC4-6 1-2 BB		K	2 0 0 1	0 0 0 0	0 0 0 0	0 0 0 0	0 1 0 1	0 0 0 0	3 0 0 0
Inning Stats	R: 0 E: 0 K: 0 S: 4 H: 1 LOB: 1 BB: 0 P: 4	R: 0 E: 0 K: 0 S: 3 H: 0 LOB: 0 BB: 0 P: 3	R: 0 E: 1 K: 1 S: 6 H: 1 LOB: 1 BB: 0 P: 6	R: 2 E: 1 K: 0 S: 5 H: 1 LOB: 2 BB: 1 P: 10	R: 0 E: 0 K: 0 S: 3 H: 0 LOB: 0 BB: 0 P: 3	R: 0 E: 0 K: 0 S: 3 H: 0 LOB: 0 BB: 0 P: 3	R: 3 E: 1 K: 0 S: 7 H: 3 LOB: 2 BB: 1 P: 11	R: 0 E: 0 K: 1 S: 5 H: 0 LOB: 0 BB: 0 P: 5	R: 0 E: 0 K: 2 S: 7 H: 0 LOB: 0 BB: 0 P: 7	1B: 5 2B: 1 3B: 0 HR: 0 SF: 1 SAC: 0 DP: 0 HBP: 1						

PITCHER		IP	WLS	BF	H	R	ER	SO	BB	IBB	HBP	BLK	WP	HR	S	P	ERA	WHIP
Bob Forsch, R ERA: 3.35	(1, 1)	6.2		31	6	5	2	1	2	0	1	0	0	0	30	39	2.70	1.200
Buddy Schultz, L ERA: 3.83	(7, 1)	2.1	W	7	0	0	0	3	0	0	0	0	0	0	13	13	0.00	0.000

PITCHER	IP	WLS	BF	H	R	ER	SO	BB	IBB	HBP	BLK	WP	HR	S	P	ERA	WHIP

TOP

Montreal Expos @ St. Louis Cardinals

Busch Stadium, St. Louis, MO

Sun Jun 25 1978, 3:33 AM CDT

Att. 22,671 - Unknown

livebaseballscorecards.com

AB	34
R	5
H	6
RBI	4
BB	2
SO	4
LOB	16

Batter	1	2	3	4	5	6	7	8	9	AB	R	H	RBI	BB	SO	LOB
Garry Templeton, S (1, 6) OBP: 0.251, SLG: 0.287	G4-6-3 1B		1-3		6-3		S E 2B 2-H			4	1	2	1	0	0	0
Jerry Morales, R (1, 8) OBP: 0.289, SLG: 0.346	G4-6-3 1-2f		P5		F7		F9 2-H			4	0	0	0	0	0	1
Keith Hernandez, L (1, 3) OBP: 0.354, SLG: 0.430	6-3			1B 2B		6-3		K		4	1	1	0	0	1	0
Ted Simmons, S (1, 7) OBP: 0.397, SLG: 0.510 Jerry Mumphrey, S (8, PR) OBP: 0.257, SLG: 0.207 (9, 7)		K		G4-6-3 2-H 1B		1B		5-3 2B		4 0	0 0	3 0	1 0	0 0	1 0	0 0
George Hendrick, R (1, 9) OBP: 0.300, SLG: 0.367		4-3		G4-6-3 1-2f		P3		5-3 2-3		4	0	0	0	0	0	3
Ken Reitz, R (1, 5) OBP: 0.277, SLG: 0.337		F7		HR 2B		1-6-3		K		4	1	1	0	0	1	3
Steve Swisher, R (1, 2) OBP: 0.317, SLG: 0.395			F3	HR 2-H			SH5-4 2B 1B			3	2	2	2	0	0	0
Mike Tyson, R (1, 4) OBP: 0.291, SLG: 0.337			HR 1B	L8			L7			3	1	1	0	0	0	1
Bob Forsch, R (1, 1) OBP: 0.273, SLG: 0.455 Buddy Schultz, R (7, 1)			HR 1-H		4-3		SH5-4 1-2			2 0	1 0	1 0	2 0	0 0	0 0	0 0
Inning Stats	R: 0 H: 1 E: 0 LOB: 0 K: 0 BB: 0 S: 3 P: 3	R: 0 H: 0 E: 0 LOB: 0 K: 1 BB: 0 S: 5 P: 5	R: 2 H: 2 E: 0 LOB: 0 K: 0 BB: 0 S: 5 P: 5	R: 3 H: 4 E: 0 LOB: 0 K: 0 BB: 0 S: 6 P: 6	R: 0 H: 0 E: 0 LOB: 0 K: 0 BB: 0 S: 3 P: 3	R: 0 H: 1 E: 0 LOB: 1 K: 0 BB: 0 S: 4 P: 4	R: 2 H: 2 E: 0 LOB: 0 K: 0 BB: 0 S: 5 P: 5	R: 0 H: 1 E: 0 LOB: 2 K: 2 BB: 0 S: 8 P: 8		1B: 5 SF: 0 2B: 4 SAC: 1 3B: 0 DP: 2 HR: 2 HBP: 0						WP: 0 PA: 33 PB: 0 SB: 1 CS: 0

PITCHER		IP	WLS	BF	H	R	ER	SO	BB	IBB	HBP	BLK	WP	HR	S	P	ERA	WHIP
Ross Grimsley, L ERA: 2.95	(1, 1)	6.0		24	8	5	5	1	0	0	0	0	0	2	26	26	7.50	1.333
Rudy May, L ERA: 4.44	(7, 1)	2.0	L	9	3	2	1	2	0	0	0	0	0	0	13	13	4.50	1.500

PITCHER	IP	WLS	BF	H	R	ER	SO	BB	IBB	HBP	BLK	WP	HR	S	P	ERA	WHIP

BOTTOM

Montreal Expos @ St. Louis Cardinals

Busch Stadium, St. Louis, MO

Sun Jun 25 1978, 3:33 AM CDT

Att. 22,671 - Unknown

livebaseballscorecards.com

AB	32
R	7
H	11
RBI	6
BB	0
SO	3
LOB	8

Batter	1	2	3	4	5	6	7	8	9	AB	R	H	RBI	BB	SO	LOB
Bake McBride, L (1, 9) OBP: 0.342, SLG: 0.364	SSS 0-3 ① K		x 0-0 ① L7			x 0-0 1B 1B		x 0-0 ② 4-3		4	0	1	0	0	1	0
Larry Bowa, S (1, 6) OBP: 0.346, SLG: 0.387 Rawly Eastwick, R (8, 1)	x 0-0 ② 4-3		x 0-0 ② 1B			x 0-0 1-3 CS 1B		x 0-0 ③ 4-3		4 0	0 0	2 0	0 0	0 0	0 0	0 0
Mike Schmidt, R (1, 5) OBP: 0.355, SLG: 0.453 (8, 6)	x 0-0 ③ 6-3		x 0-0 ③ F3			x 0-0 ①② F7 1-2			SSS 0-3 ① K	4	0	0	0	0	1	2
Greg Luzinski, R (1, 7) OBP: 0.369, SLG: 0.509		x 0-0 ① 4-3		x 0-0 G3-6-3 1B		BBB 4-0 BB			x 0-0 ② F8	3	0	1	0	1	0	0
Richie Hebner, L (1, 3) OBP: 0.354, SLG: 0.414 (8, 5)	BBBB 4-0 5-3 1B BB			x 0-0 ①② G3-6-3 1-2f		x 0-0 ③ 4-3			x 0-0 ③ F5	3	1	0	0	1	0	3
Garry Maddox, R (1, 8) OBP: 0.362, SLG: 0.431		x 0-0 ② 5-3 1-2		x 0-0 ③ 1B			SSS 0-3 ① K			3	0	1	0	0	1	1
Tim McCarver, L (1, 2) OBP: 0.387, SLG: 0.339 (8, 3)	III 4-0 1B IBB				BBBB 4-0 CS BB		x 0-0 ② 4-3			1	0	0	0	2	0	0
Ted Sizemore, R (1, 4) OBP: 0.213, SLG: 0.190		x 0-0 1-3 2-H 1B			SSS 0-3 ① K		x 0-0 ③ F7			3	0	1	1	0	1	1
Steve Carlton, L (1, 1) OBP: 0.286, SLG: 0.317 Jerry Martin, R (8, PH) OBP: 0.344, SLG: 0.465 Barry Foote, R (8, 2) OBP: 0.125, SLG: 0.125		x 0-0 ③ G3			SSS 0-3 ②③ K 1-2			x 0-0 ① 6-3		2 1 0	0 0 0	0 0 0	0 0 0	0 0 0	1 0 0	3 0 0
Inning Stats	R: 0 E: 0 K: 1 S: 5 H: 0 LOB: 0 BB: 0 P: 5	R: 1 E: 0 K: 0 S: 4 H: 1 LOB: 2 BB: 2 P: 12	R: 0 E: 0 K: 0 S: 3 H: 1 LOB: 0 BB: 0 P: 3	R: 0 E: 0 K: 0 S: 3 H: 2 LOB: 1 BB: 0 P: 3	R: 0 E: 0 K: 2 S: 6 H: 0 LOB: 1 BB: 1 P: 10	R: 0 E: 0 K: 0 S: 4 H: 2 LOB: 2 BB: 1 P: 8	R: 0 E: 0 K: 1 S: 5 H: 0 LOB: 0 BB: 0 P: 5	R: 0 E: 0 K: 0 S: 3 H: 0 LOB: 0 BB: 0 P: 3	R: 0 E: 0 K: 1 S: 5 H: 0 LOB: 0 BB: 0 P: 5	1B: 6 2B: 1 3B: 0 HR: 0	SF: 0 SAC: 0 DP: 2 HBP: 0						

PITCHER		IP	WLS	BF	H	R	ER	SO	BB	IBB	HBP	BLK	WP	HR	S	P	ERA	WHIP
Steve Rogers, R ERA: 2.16	(1, 1)	9.0	W	32	6	1	1	5	3	1	0	0	0	0	38	54	1.00	1.000

PITCHER	IP	WLS	BF	H	R	ER	SO	BB	IBB	HBP	BLK	WP	HR	S	P	ERA	WHIP

TOP

Philadelphia Phillies @ Montreal Expos

Olympic Stadium, Montreal, QB

Mon Jun 26 1978, 7:05 PM EDT

Att. 19,487 - Unknown

livebaseballscorecards.com

AB	28
R	1
H	6
RBI	1
BB	4
SO	5
LOB	10

WP: 0 PA: 32
PB: 0
SB: 0
CS: 2

Batter	1	2	3	4	5	6	7	8	9	AB	R	H	RBI	BB	SO	LOB
Dave Cash, R (1, 4) OBP: 0.325, SLG: 0.348	5-3			E4 FC1-6 SH FC6-4	F8		SH1-3 1-2 3-H			3	1	0	1	0	0	0
Del Unser, L (9, 3) OBP: 0.299, SLG: 0.291										0	0	0	0	0	0	0
Chris Speier, R (1, 6) OBP: 0.351, SLG: 0.346	4-3			SH FC1-6 1-2	K		F8			3	0	0	0	0	1	1
Warren Cromartie, L (1, 7) OBP: 0.317, SLG: 0.355	4-3			FC1-6 FC6-4 1-2f 2-3		F8		FC6-4 1B		4	0	1	0	0	0	2
Tony Perez, R (1, 3) OBP: 0.325, SLG: 0.427		F8		FC6-4 1B 2B 1-2f 3-H		L9		FC6-4 FC1-4 1-2f		4	1	0	1	0	0	2
Pepe Frias, R (8, PR) (9, 4) OBP: 0.500, SLG: 1.167										0	0	0	0	0	0	0
Ellis Valentine, R (1, 9) OBP: 0.331, SLG: 0.467		K		S 2B 1-3 1B		1B		FC1-4 1-2f		4	1	2	0	0	1	1
Andre Dawson, R (1, 8) OBP: 0.307, SLG: 0.412		5-3		S 2B 1-H 3-H		P6		1-3		4	0	1	2	0	0	2
Gary Carter, R (1, 2) OBP: 0.313, SLG: 0.332			5-3	G2 2-3			F2			3	0	0	0	0	0	1
Larry Parrish, R (1, 5) OBP: 0.331, SLG: 0.480			CS 1B		HR		SH SH1-3 1B			3	2	3	1	0	0	0
Steve Rogers, R (1, 1) OBP: 0.125, SLG: 0.106			K 1-2		F9		SH SH1-3 1-3			2	0	0	0	0	1	1
Inning Stats	R: 0 H: 0 E: 0 LOB: 0 K: 0 BB: 0 S: 3 P: 3	R: 0 H: 0 E: 0 LOB: 0 K: 1 BB: 0 S: 5 P: 5	R: 0 H: 1 E: 0 LOB: 0 K: 1 BB: 0 S: 5 P: 5	R: 3 H: 2 E: 2 LOB: 1 K: 0 BB: 0 S: 7 P: 7	R: 1 H: 1 E: 0 LOB: 0 K: 1 BB: 0 S: 6 P: 6	R: 0 H: 1 E: 0 LOB: 1 K: 0 BB: 0 S: 4 P: 4	R: 1 H: 1 E: 1 LOB: 1 K: 0 BB: 0 S: 5 P: 5	R: 0 H: 1 E: 0 LOB: 1 K: 0 BB: 0 S: 4 P: 4		1B: 5 SF: 0 2B: 1 SAC: 3 3B: 0 DP: 0 HR: 1 HBP: 0						

PITCHER		IP	WLS	BF	H	R	ER	SO	BB	IBB	HBP	BLK	WP	HR	S	P	ERA	WHIP
Steve Carlton, L ERA: 2.38	(1, 1)	7.0	L	29	6	5	1	3	0	0	0	0	0	1	35	35	1.29	0.857
Rawly Eastwick, R ERA: 4.39	(8, 1)	1.0		4	1	0	0	0	0	0	0	0	0	0	4	4	0.00	1.000

PITCHER	IP	WLS	BF	H	R	ER	SO	BB	IBB	HBP	BLK	WP	HR	S	P	ERA	WHIP

BOTTOM

Philadelphia Phillies @ Montreal Expos

Olympic Stadium, Montreal, QB

Mon Jun 26 1978, 7:05 PM EDT

Att. 19,487 - Unknown

livebaseballscorecards.com

AB	30
R	5
H	7
RBI	5
BB	0
SO	3
LOB	10

Batter	1	2	3	4	5	6	7	8	9	AB	R	H	RBI	BB	SO	LOB
Bake McBride, L (1, 9) OBP: 0.342, SLG: 0.364	S S S 0-3 ① K		x 0-0 1B			x 0-0 ② 4-3			B B B B 4-0 4-3 BB	3	0	1	0	0	1	0
Jerry Martin, R (7, 9) OBP: 0.351, SLG: 0.465										0	0	0	0	1	0	0
Larry Bowa, S (1, 6) OBP: 0.341, SLG: 0.382	S S S 0-3 ② K		x 0-0 ③ 5-3			x 0-0 ③ L8			x 0-0 ① 4-3 1-2	4	0	0	0	0	1	2
Mike Schmidt, R (1, 5) OBP: 0.350, SLG: 0.446	x 0-0 ③ F8			x 0-0 ① F7			S S S 0-3 ① K		x 0-0 ② 5-3	4	0	0	0	0	1	1
Greg Luzinski, R (1, 7) OBP: 0.367, SLG: 0.518		x 0-0 ① F2		S S S 0-3 ② K			x 0-0 HR		x 0-0 ③ 5-3	4	1	1	1	0	1	1
Jose Cardenal, R (9, 7) OBP: 0.338, SLG: 0.460										0	0	0	0	0	0	0
Richie Hebner, L (1, 3) OBP: 0.348, SLG: 0.407		x 0-0 ② F9		x 0-0 ③ G3			x 0-0 ② F3			3	0	0	0	0	0	0
Garry Maddox, R (1, 8) OBP: 0.362, SLG: 0.427		B B B B 4-0 BB			x 0-0 ① 6-3		x 0-0 ③ F3			2	0	0	0	1	0	0
Bob Boone, R (1, 2) OBP: 0.333, SLG: 0.416		x 0-0 ③ F7			x 0-0 ② 5-3			x 0-0 ① 5-3		3	0	0	0	0	0	1
Ted Sizemore, R (1, 4) OBP: 0.203, SLG: 0.180			x 0-0 ① P5		x 0-0 ③ F7			x 0-0 ② P6		3	0	0	0	0	0	0
Dick Ruthven, R (1, 1) OBP: 0.097, SLG: 0.097			S S S 0-3 ② K			x 0-0 ① G3		x 0-0 ③ L7		3	0	0	0	0	1	0
Inning Stats	R: 0 E: 0 K: 2 S: 7 H: 0 LOB: 0 BB: 0 P: 7	R: 0 E: 0 K: 0 S: 3 H: 0 LOB: 1 BB: 1 P: 7	R: 0 E: 0 K: 1 S: 6 H: 1 LOB: 1 BB: 0 P: 6	R: 0 E: 0 K: 1 S: 5 H: 0 LOB: 0 BB: 0 P: 5	R: 0 E: 0 K: 0 S: 3 H: 0 LOB: 0 BB: 0 P: 3	R: 0 E: 0 K: 0 S: 3 H: 0 LOB: 0 BB: 0 P: 3	R: 1 E: 0 K: 1 S: 6 H: 1 LOB: 0 BB: 0 P: 6	R: 0 E: 0 K: 0 S: 3 H: 0 LOB: 0 BB: 0 P: 3	R: 0 E: 0 K: 0 S: 3 H: 0 LOB: 1 BB: 1 P: 7	1B: 1 2B: 0 3B: 0 HR: 1	SF: 0 SAC: 0 DP: 0 HBP: 0						

PITCHER		IP	WLS	BF	H	R	ER	SO	BB	IBB	HBP	BLK	WP	HR	S	P	ERA	WHIP
Hal Dues, R ERA: 2.77	(1, 1)	7.0	L	24	2	1	1	5	1	0	0	0	0	1	33	37	1.29	0.429
Mike Garman, R ERA: 4.86	(8, 1)	2.0		7	0	0	0	0	1	0	0	0	0	0	6	10	0.00	0.500

PITCHER	IP	WLS	BF	H	R	ER	SO	BB	IBB	HBP	BLK	WP	HR	S	P	ERA	WHIP

TOP

Philadelphia Phillies @ Montreal Expos

Olympic Stadium, Montreal, QB

Tue Jun 27 1978, 7:05 PM EDT

Att. 36,885 - Unknown

livebaseballscorecards.com

AB	29
R	1
H	2
RBI	1
BB	2
SO	5
LOB	5

Batter	1	2	3	4	5	6	7	8	9	AB	R	H	RBI	BB	SO	LOB
Dave Cash, R (1, 4) OBP: 0.321, SLG: 0.344	F8		F8		G5-4-3 1-2f		F7			4	0	0	0	0	0	3
Chris Speier, R (1, 6) OBP: 0.345, SLG: 0.340	2-3		6-3			L8		6-3		4	0	0	0	0	0	0
Warren Cromartie, L (1, 7) OBP: 0.313, SLG: 0.349	P5			G3		F8		F5		4	0	0	0	0	0	0
Tony Perez, R (1, 3) OBP: 0.327, SLG: 0.432		BB 2B		P3		1B 1B		F9		4	0	2	0	0	0	0
Ellis Valentine, R (1, 9) OBP: 0.333, SLG: 0.467		K		FC5-4 1B		1-2 1B			5-3	4	0	2	0	0	1	1
Andre Dawson, R (1, 8) OBP: 0.306, SLG: 0.407		BB HBP		FC5-4 1-2f		K			F2	3	0	0	0	0	1	3
Gary Carter, R (1, 2) OBP: 0.316, SLG: 0.336		G6-4-3 1-2 2-3 BB			1B 2B		F7		K	3	0	1	0	1	1	0
Larry Parrish, R (1, 5) OBP: 0.335, SLG: 0.482		G6-4-3 1-2f			G5-4-3 2-3 1B		1B			3	0	2	0	0	0	3
Hal Dues, R (1, 1) OBP: 0.133, SLG: 0.133 Wayne Garrett, L (7, PH) OBP: 0.254, SLG: 0.241 Mike Garman, R (8, 1)			K		K		F5			2 1 0	0 0 0	0 0 0	0 0 0	0 0 0	2 0 0	2 1 0
Inning Stats	R: 0 E: 0 K: 0 S: 3 H: 0 LOB: 0 BB: 0 P: 3	R: 0 E: 0 K: 1 S: 5 H: 1 LOB: 2 BB: 1 P: 10	R: 0 E: 0 K: 1 S: 5 H: 0 LOB: 0 BB: 0 P: 5	R: 0 E: 0 K: 0 S: 4 H: 1 LOB: 1 BB: 0 P: 4	R: 0 E: 0 K: 1 S: 6 H: 2 LOB: 1 BB: 0 P: 6	R: 0 E: 0 K: 1 S: 7 H: 2 LOB: 2 BB: 0 P: 7	R: 0 E: 0 K: 0 S: 4 H: 1 LOB: 1 BB: 0 P: 4	R: 0 E: 0 K: 0 S: 3 H: 0 LOB: 0 BB: 0 P: 3	R: 0 E: 0 K: 1 S: 5 H: 0 LOB: 0 BB: 0 P: 5	1B: 5 2B: 2 3B: 0 HR: 0	SF: 0 SAC: 0 DP: 2 HBP: 1			WP: 0 PB: 0 SB: 0 CS: 0	PA: 34	

PITCHER	IP	WLS	BF	H	R	ER	SO	BB	IBB	HBP	BLK	WP	HR	S	P	ERA	WHIP
Dick Ruthven, R (1, 1) ERA: 3.56	9.0	W	34	7	0	0	5	1	0	1	0	0	0	42	47	0.00	0.889

PITCHER	IP	WLS	BF	H	R	ER	SO	BB	IBB	HBP	BLK	WP	HR	S	P	ERA	WHIP

BOTTOM

Philadelphia Phillies @ Montreal Expos

Olympic Stadium, Montreal, QB

Tue Jun 27 1978, 7:05 PM EDT

Att. 36,885 - Unknown

livebaseballscorecards.com

AB	32
R	0
H	7
RBI	0
BB	1
SO	5
LOB	13

Batter	1	2	3	4	5	6	7	8	9	AB	R	H	RBI	BB	SO	LOB
Garry Maddox, R (1, 8) OBP: 0.366, SLG: 0.444	P3		1-2 1B		F7		1-H HR	2-H 2B 1B		5	2	3	3	0	0	1
Larry Bowa, S (1, 6) OBP: 0.342, SLG: 0.386	F9		P4		F9		E 1B S 1B	1-H 2B		5	1	2	1	0	0	3
Mike Schmidt, R (1, 5) OBP: 0.347, SLG: 0.439	6-3		P4			F9 BBBB	1-3 1B 1B BB		E6 E	4	1	0	0	1	0	2
Greg Luzinski, R (1, 7) OBP: 0.364, SLG: 0.511		F8		F8		G3	1B 1-2 FC5 3-H 1B		SSS 1-2 K	5	0	1	1	0	1	1
Jose Cardenal, R (1, 3) OBP: 0.342, SLG: 0.456		BB 1B		6-3		L7	1-3 2-H FC5 1B		F8	5	0	2	1	0	0	1
Jerry Martin, R (1, 9) OBP: 0.353, SLG: 0.467		BBBB 1-2 G5-4-3 BB		2B			P2 FC5		1-3	4	0	1	0	1	0	3
Bob Boone, R (1, 2) OBP: 0.333, SLG: 0.414 Bud Harrelson, S (7, PR) OBP: 0.319, SLG: 0.244 Barry Foote, R (7, 2) OBP: 0.176, SLG: 0.176		G5-4-3 1-2f		P4			1B WP SF8 1B	SH1-4 1B 1B		3 0 1	0 1 1	1 0 1	0 0 1	0 0 0	0 0 0	3 0 0
Ted Sizemore, R (1, 4) OBP: 0.221, SLG: 0.200			F7		1B		1-3 HR 1B	F3		4	1	2	0	0	0	1
Jim Lonborg, R (1, 1) OBP: 0.300, SLG: 0.296 Tim McCarver, L (7, PH) OBP: 0.382, SLG: 0.339 Warren Brusstar, R (7, 1) OBP: 1.000, SLG: 2.000 Tug McGraw, R (7, 1)			1B 1B		SSS K		SF8 3-H	1-2 SH1-4		2 0 0 0	0 0 0 0	1 0 0 0	0 1 0 0	1 0 0 0	0 0 0 0	1 0 0 0
Inning Stats	R: 0 H: 0 E: 0 LOB: 0 K: 0 BB: 0 S: 3 P: 3	R: 0 H: 1 E: 0 LOB: 1 K: 0 BB: 1 S: 3 P: 7	R: 0 H: 2 E: 0 LOB: 2 K: 0 BB: 0 S: 5 P: 5	R: 0 H: 1 E: 0 LOB: 1 K: 0 BB: 0 S: 4 P: 4	R: 0 H: 1 E: 0 LOB: 1 K: 1 BB: 0 S: 6 P: 6	R: 0 H: 0 E: 0 LOB: 0 K: 0 BB: 0 S: 3 P: 3	R: 5 H: 6 E: 0 LOB: 2 K: 0 BB: 1 S: 9 P: 13	R: 2 H: 3 E: 0 LOB: 1 K: 0 BB: 0 S: 5 P: 5	R: 0 H: 0 E: 2 LOB: 1 K: 1 BB: 0 S: 6 P: 6	1B: 11 SF: 1 2B: 2 SAC: 1 3B: 0 DP: 1 HR: 1 HBP: 0						WP: 1 PA: 42 PB: 0 SB: 1 CS: 0

PITCHER		IP	WLS	BF	H	R	ER	SO	BB	IBB	HBP	BLK	WP	HR	S	P	ERA	WHIP
Dan Schatzeder, L ERA: 2.21	(1, 1)	6.0		23	5	0	0	1	1	0	0	0	0	0	24	28	0.00	1.000
Mike Garman, R ERA: 6.09	(7, 1)	0.2	L	7	4	5	5	0	1	0	0	0	1	1	6	10	67.50	7.500
Bill Atkinson, R ERA: 3.86	(7, 1)	0.1		3	2	0	0	0	0	0	0	0	0	0	3	3	0.00	6.000
Darold Knowles, L ERA: 2.12	(8, 1)	2.0		9	3	2	2	1	0	0	0	0	0	0	11	11	9.00	1.500

PITCHER	IP	WLS	BF	H	R	ER	SO	BB	IBB	HBP	BLK	WP	HR	S	P	ERA	WHIP

TOP

Philadelphia Phillies @ Montreal Expos

Olympic Stadium, Montreal, QB

Wed Jun 28 1978, 7:05 PM EDT

Att. 35,182 - Unknown

AB	38
R	7
H	14
RBI	7
BB	2
SO	2
LOB	16

livebaseballscorecards.com

Batter	1	2	3	4	5	6	7	8	9	AB	R	H	RBI	BB	SO	LOB
Dave Cash, R (1, 4) OBP: 0.320, SLG: 0.342	6-3		1-3			6-3	1B (2-H)			4	0	1	1	0	0	0
Chris Speier, R (1, 6) OBP: 0.344, SLG: 0.338	F8		P6			1B		K (S S S)		4	0	1	0	0	1	0
Warren Cromartie, L (1, 7) OBP: 0.315, SLG: 0.355	2B			F2		1B (1-2)		F7		4	1	2	0	0	0	0
Tony Perez, R (1, 3) OBP: 0.326, SLG: 0.433	2B (2-H)			F8		K (S S S)		F7		4	0	1	1	0	1	2
Ellis Valentine, R (1, 9) OBP: 0.336, SLG: 0.475	L6			F2			1B 2B		3B	4	2	2	0	0	0	1
Andre Dawson, R (1, 8) OBP: 0.306, SLG: 0.405		F8			F8		2B (1-2) 1B		K (S S S)	4	1	1	0	0	1	1
Gary Carter, R (1, 2) OBP: 0.315, SLG: 0.339		F7			L5		K (S S S)		2B (3-H)	4	0	1	1	0	1	2
Larry Parrish, R (1, 5) OBP: 0.333, SLG: 0.483		K (S S S)			6-3		1B 2B (1-H 2-H)		K (S S S)	4	1	1	2	0	2	1
Dan Schatzeder, L (1, 1) OBP: 0.143, SLG: 0.143 Sam Mejias, R (6, PH) OBP: 0.261, SLG: 0.190 Mike Carman, R (7, 1) Bill Atkinson, L (7, 1) OBP: 0.500, SLG: 0.500 Del Unser, L (7, PH) OBP: 0.299, SLG: 0.291 Stan Papi, R (7, PH) OBP: 0.355, SLG: 0.368 Darold Knowles, L (8, 1) OBP: 0.500, SLG: 0.500 Wayne Garrett, L (9, PH) OBP: 0.250, SLG: 0.236			F3			F8	P6		4-3	1 1 0 0 0 1 0 1	0 0 0 0 0 0 0 0	0 0 0 0 0 0 0 0	0 0 0 0 0 0 0 0	0 0 0 0 0 0 0 0	0 0 0 0 0 0 0 0	0 0 0 0 0 1 0 1
Inning Stats	R: 1 E: 0 K: 0 S: 5 H: 2 LOB: 1 BB: 0 P: 5	R: 0 E: 0 K: 1 S: 5 H: 0 LOB: 0 BB: 0 P: 5	R: 0 E: 0 K: 0 S: 3 H: 0 LOB: 0 BB: 0 P: 3	R: 0 E: 0 K: 0 S: 3 H: 0 LOB: 0 BB: 0 P: 3	R: 0 E: 0 K: 0 S: 3 H: 0 LOB: 0 BB: 0 P: 3	R: 0 E: 0 K: 1 S: 7 H: 2 LOB: 2 BB: 0 P: 7	R: 3 E: 0 K: 1 S: 8 H: 4 LOB: 1 BB: 0 P: 8	R: 0 E: 0 K: 1 S: 5 H: 0 LOB: 0 BB: 0 P: 5	R: 1 E: 0 K: 2 S: 9 H: 2 LOB: 1 BB: 0 P: 9	1B: 5 2B: 4 3B: 1 HR: 0	SF: 0 SAC: 0 DP: 0 HBP: 0			WP: 0 PB: 0 SB: 0 CS: 0		PA: 36	

PITCHER		IP	WLS	BF	H	R	ER	SO	BB	IBB	HBP	BLK	WP	HR	S	P	ERA	WHIP
Jim Lonborg, R ERA: 3.56	(1, 1)	6.0	W	22	4	1	1	2	0	0	0	0	0	0	26	26	1.50	0.667
Warren Brusstar, R ERA: 3.03	(7, 1)	0.1		4	3	3	3	1	0	0	0	0	0	0	6	6	81.00	9.000
Tug McGraw, L ERA: 2.2	(7, 1)	2.2	S	10	3	1	1	3	0	0	0	0	0	0	16	16	3.38	1.125

PITCHER	IP	WLS	BF	H	R	ER	SO	BB	IBB	HBP	BLK	WP	HR	S	P	ERA	WHIP

BOTTOM

Philadelphia Phillies @ Montreal Expos

Olympic Stadium, Montreal, QB

Wed Jun 28 1978, 7:05 PM EDT

Att. 35,182 - Unknown

livebaseballscorecards.com

AB	36
R	5
H	10
RBI	5
BB	0
SO	6
LOB	9

Batter	1	2	3	4	5	6	7	8	9	10	AB	R	H	RBI	BB	SO	LOB
Garry Templeton, S (1, 6) OBP: 0.262, SLG: 0.315	K		6-3			K		FC6-4 1-2f		5-3	5	0	0	0	0	2	3
Jerry Morales, R (1, 8) OBP: 0.280, SLG: 0.337	6-3			1-3			4-3	L6			4	0	0	0	0	0	1
Keith Hernandez, L (1, 3) OBP: 0.368, SLG: 0.438	FC6-4 BB			4-3			2B SF8 BB		K		2	1	0	0	2	1	0
Ted Simmons, S (1, 7) (10, 2) OBP: 0.389, SLG: 0.511	FC6-4 1-2f			6-3			1-3 2B		P2		4	0	1	0	0	0	1
George Hendrick, R (1, 9) OBP: 0.301, SLG: 0.372		1-3			P6		IBB		6-3		3	0	0	0	1	0	0
Ken Reitz, R (1, 5) OBP: 0.271, SLG: 0.344		F8			P5		SF8 3-H			F7	3	0	0	1	0	0	0
Steve Swisher, R (1, 2) OBP: 0.269, SLG: 0.313		P3			P3		F9			2B BB	3	0	0	0	1	0	2
Jerry Mumphrey, S (10, PR) OBP: 0.265, SLG: 0.235 (10, 7)											0	1	0	0	0	0	0
Mike Tyson, R (1, 4) OBP: 0.298, SLG: 0.352			4-3			6-3		FC2-5 2B		1-H 2B	4	0	2	1	0	0	0
Bob Forsch, R (1, 1) OBP: 0.250, SLG: 0.417			F9			L3		FC2-5 FC6-4 2-3		6-3	4	0	0	0	0	0	3
Roy Thomas, R (10, 1)											0	0	0	0	0	0	0
Inning Stats	R: 0 E: 0 K: 1 S: 5 / H: 0 LOB: 1 BB: 1 P: 9	R: 0 E: 0 K: 0 S: 3 / H: 0 LOB: 0 BB: 0 P: 3	R: 0 E: 0 K: 0 S: 3 / H: 0 LOB: 0 BB: 0 P: 3	R: 0 E: 0 K: 0 S: 3 / H: 0 LOB: 0 BB: 0 P: 3	R: 0 E: 0 K: 0 S: 3 / H: 0 LOB: 0 BB: 0 P: 3	R: 0 E: 0 K: 1 S: 5 / H: 0 LOB: 0 BB: 0 P: 5	R: 1 E: 0 K: 0 S: 4 / H: 1 LOB: 2 BB: 2 P: 12	R: 0 E: 0 K: 0 S: 4 / H: 1 LOB: 1 BB: 0 P: 4	R: 0 E: 0 K: 1 S: 5 / H: 0 LOB: 0 BB: 0 P: 5	R: 1 E: 0 K: 0 S: 4 / H: 1 LOB: 2 BB: 1 P: 8	1B: 0 2B: 3 3B: 0 HR: 0 / SF: 1 SAC: 0 DP: 0 HBP: 0						

PITCHER	IP	WLS	BF	H	R	ER	SO	BB	IBB	HBP	BLK	WP	HR	S	P	ERA	WHIP
Ross Grimsley, L (1, 1) ERA: 2.87	10.0	L	37	3	2	2	3	3	1	0	0	0	0	39	55	1.80	0.600

PITCHER	IP	WLS	BF	H	R	ER	SO	BB	IBB	HBP	BLK	WP	HR	S	P	ERA	WHIP

TOP

St. Louis Cardinals @ Montreal Expos

Olympic Stadium, Montreal, QB

Fri Jun 30 1978, 7:05 PM EDT

Att. 22,829 - Unknown

livebaseballscorecards.com

AB	32
R	2
H	3
RBI	2
BB	4
SO	3
LOB	10

WP: 0 PB: 0 SB: 0 CS: 0 PA: 37

Batter	1	2	3	4	5	6	7	8	9	10	AB	R	H	RBI	BB	SO	LOB
Dave Cash, R (1, 4) OBP: 0.322, SLG: 0.342	F9		BB			F7		SH3		FC1-5 1B	3	0	1	0	1	0	0
Chris Speier, R (1, 6) OBP: 0.337, SLG: 0.330	6-3		F8			5-3		F8		FC1-5	5	0	0	0	0	0	5
Warren Cromartie, L (1, 7) OBP: 0.313, SLG: 0.350	6-3			1-3 BB		5-3			4-3	P6	4	0	0	0	1	0	2
Tony Perez, R (1, 3) OBP: 0.320, SLG: 0.425		5-3		F8			L6		6-3	3-1	5	0	0	0	0	0	3
Ellis Valentine, R (1, 9) OBP: 0.338, SLG: 0.485		F7		1-3			HR		1B 1B BB		3	1	1	1	1	0	1
Andre Dawson, R (1, 8) OBP: 0.308, SLG: 0.404		K		5-3			CS BB		1B		3	0	1	0	1	1	1
Gary Carter, R (1, 2) OBP: 0.321, SLG: 0.345			SH1-4 1B		5-3		CS				4	0	3	0	0	0	0
Larry Parrish, R (1, 5) OBP: 0.328, SLG: 0.475			K		5-3		CS	K	P6		4	0	0	0	0	2	4
Ross Grimsley, L (1, 1) OBP: 0.191, SLG: 0.140 Del Unser, L (10, PH) OBP: 0.306, SLG: 0.291			SH1-4		5-3			SH3		FC1-5 1B BB	2 0	0 0	1 0	0 0	0 1	0 0	0 0
Inning Stats	R: 0 H: 0 E: 0 LOB: 0 K: 0 BB: 0 S: 3 P: 3	R: 0 H: 0 E: 0 LOB: 0 K: 1 BB: 0 S: 5 P: 5	R: 0 H: 1 E: 0 LOB: 2 K: 1 BB: 1 S: 6 P: 10	R: 0 H: 0 E: 0 LOB: 1 K: 0 BB: 1 S: 3 P: 7	R: 0 H: 0 E: 0 LOB: 0 K: 0 BB: 0 S: 3 P: 3	R: 0 H: 0 E: 0 LOB: 0 K: 0 BB: 0 S: 3 P: 3	R: 1 H: 2 E: 0 LOB: 0 K: 0 BB: 1 S: 3 P: 7	R: 0 H: 1 E: 0 LOB: 1 K: 1 BB: 0 S: 6 P: 6	R: 0 H: 2 E: 0 LOB: 3 K: 0 BB: 1 S: 5 P: 9	R: 0 H: 1 E: 0 LOB: 2 K: 0 BB: 1 S: 4 P: 8	1B: 6 SF: 0 2B: 0 SAC: 2 3B: 0 DP: 0 HR: 1 HBP: 0						

PITCHER	IP	WLS	BF	H	R	ER	SO	BB	IBB	HBP	BLK	WP	HR	S	P	ERA	WHIP
Bob Forsch, R (1, 1) ERA: 3.18	9.0	W	36	6	1	1	3	5	0	0	0	0	1	37	57	1.00	1.222
Roy Thomas, R (10, 1) ERA:	1.0	S	4	1	0	0	0	0	0	0	0	0	0	4	4	0.00	1.000

PITCHER	IP	WLS	BF	H	R	ER	SO	BB	IBB	HBP	BLK	WP	HR	S	P	ERA	WHIP

BOTTOM

St. Louis Cardinals @ Montreal Expos

Olympic Stadium, Montreal, QB

Fri Jun 30 1978, 7:05 PM EDT
Att. 22,829 - Unknown

livebaseballscorecards.com

AB	33
R	1
H	7
RBI	1
BB	5
SO	3
LOB	16

WP: 0 PA: 41
PB: 0
SB: 0
CS: 2

Batter	1	2	3	4	5	6	7	8	9	AB	R	H	RBI	BB	SO	LOB
Lou Brock, L (1, 7) OBP: 0.256, SLG: 0.231	S S S 0-3 ① K			x 0-0 ① 6-3		x 0-0 1B		x 0-0 ③ F7		4	0	1	0	0	1	0
Jerry Mumphrey, S (1, 9) OBP: 0.272, SLG: 0.243	x 0-0 ② 5-3			x 0-0 E 1B 1B		S S S 0-3 ③ K			x 0-0 3B 1B	4	2	2	0	0	1	1
Garry Templeton, S (1, 6) OBP: 0.262, SLG: 0.315	x 0-0 ③ F8			x 0-0 CS 1-H 1B			x 0-0 ① 4-3		x 0-0 ① F9	4	0	1	1	0	0	1
Ted Simmons, S (1, 2) OBP: 0.387, SLG: 0.508		x 0-0 ① F7		x 0-0 ② ③ 6-3 1-2			x 0-0 1B 1B		x 0-0 ② F6	4	0	1	0	0	0	2
Keith Hernandez, L (1, 3) OBP: 0.373, SLG: 0.447		x 0-0 ② 4-3			B B B B 4-0 G6-4-3 BB		x 0-0 1-2 1B		x 0-0 1-H 3B	3	0	2	1	1	0	0
Ken Reitz, R (1, 5) OBP: 0.267, SLG: 0.339		x 0-0 ③ 5-3			x 0-0 ① ② G6-4-3 1-2f		x 0-0 ② F9		x 0-0 ③ 5-3	4	0	0	0	0	0	4
Tony Scott, S (1, 8) OBP: 0.290, SLG: 0.266			x 0-0 ① 6-3		S S S 0-3 ③ K		x 0-0 ③ F7			3	0	0	0	0	1	2
Mike Phillips, L (1, 4) OBP: 0.288, SLG: 0.318			x 0-0 ② F7			x 0-0 ① F9		x 0-0 ① P6		3	0	0	0	0	0	0
John Denny, R (1, 1) OBP: 0.186, SLG: 0.220			x 0-0 ③ 6-3			S S S 0-3 ② K		x 0-0 ② 6-3		2	0	0	0	0	1	0
John Tamargo, S (8, PH)										1	0	0	0	0	0	0
Mark Littell, L (8, 1)										0	0	0	0	0	0	0
Inning Stats	R: 0 E: 0 K: 1 S: 5 H: 0 LOB: 0 BB: 0 P: 5	R: 0 E: 0 K: 0 S: 3 H: 0 LOB: 0 BB: 0 P: 3	R: 0 E: 0 K: 0 S: 3 H: 0 LOB: 0 BB: 0 P: 3	R: 1 E: 1 K: 0 S: 4 H: 2 LOB: 0 BB: 0 P: 4	R: 0 E: 0 K: 1 S: 4 H: 0 LOB: 0 BB: 1 P: 8	R: 0 E: 0 K: 2 S: 8 H: 1 LOB: 1 BB: 0 P: 8	R: 0 E: 0 K: 0 S: 5 H: 2 LOB: 2 BB: 0 P: 5	R: 0 E: 0 K: 0 S: 3 H: 0 LOB: 0 BB: 0 P: 3	R: 1 E: 0 K: 0 S: 5 H: 2 LOB: 1 BB: 0 P: 5	1B: 6 2B: 0 3B: 1 HR: 0	SF: 0 SAC: 0 DP: 1 HBP: 0						

PITCHER	IP	WLS	BF	H	R	ER	SO	BB	IBB	HBP	BLK	WP	HR	S	P	ERA	WHIP
Steve Rogers, R (1, 1) ERA: 2.09	9.0	W	33	7	2	1	4	1	0	0	0	0	0	40	44	1.00	0.889

PITCHER	IP	WLS	BF	H	R	ER	SO	BB	IBB	HBP	BLK	WP	HR	S	P	ERA	WHIP

TOP

St. Louis Cardinals @ Montreal Expos

Olympic Stadium, Montreal, QB

Sat Jul 01 1978, 3:33 AM EDT

Att. 17,906 - Unknown

livebaseballscorecards.com

AB	32
R	2
H	7
RBI	2
BB	1
SO	4
LOB	10

1B: 6	SF: 0	WP: 0	PA: 33
2B: 0	SAC: 0	PB: 0	
3B: 1	DP: 1	SB: 0	
HR: 0	HBP: 0	CS: 1	

Batter	1	2	3	4	5	6	7	8	9	AB	R	H	RBI	BB	SO	LOB
Warren Cromartie, L (1, 7) OBP: 0.309, SLG: 0.346	6-3		SF8 3-H			3-1		F7		3	0	0	1	0	0	0
Dave Cash, R (1, 4) OBP: 0.319, SLG: 0.339	P4		P4			6-3			4-3	3	0	0	0	0	0	1
Pepe Frias, R (8, 4) OBP: 0.429, SLG: 1.000										1	0	0	0	0	0	0
Andre Dawson, R (1, 8) OBP: 0.307, SLG: 0.413	1-3			K		HR			P3	4	1	1	1	0	1	0
Tony Perez, R (1, 3) OBP: 0.317, SLG: 0.420		K		5-3		K			HR	3	0	0	0	0	2	0
Del Unser, L (8, 3) OBP: 0.313, SLG: 0.333		BB 4-3		6-3			CS 1B			1	1	1	1	0	0	0
Ellis Valentine, R (1, 9) OBP: 0.341, SLG: 0.485		4-3 1-2			6-3		K 1-2			2	0	1	0	1	0	0
Larry Parrish, R (1, 5) OBP: 0.324, SLG: 0.469			SH5-4 1B SF8 HBP		F2		CS 1B			3	0	0	0	0	1	2
Gary Carter, R (1, 2) OBP: 0.324, SLG: 0.346			SH5-4 1-2 2-3 1B		FC4 1-2f 1B		CS 1-2	K	4-3	2	1	1	0	0	0	0
Chris Speier, R (1, 6) OBP: 0.341, SLG: 0.335										3	0	2	0	0	1	0
Steve Rogers, R (1, 1) OBP: 0.120, SLG: 0.102										2	0	0	0	0	0	1
Inning Stats	R: 0 E: 0 K: 0 S: 3 H: 0 LOB: 0 BB: 0 P: 3	R: 0 E: 0 K: 1 S: 4 H: 0 LOB: 0 BB: 1 P: 8	R: 1 E: 0 K: 0 S: 4 H: 1 LOB: 1 BB: 0 P: 5	R: 0 E: 0 K: 1 S: 5 H: 0 LOB: 0 BB: 0 P: 5	R: 0 E: 0 K: 0 S: 4 H: 1 LOB: 1 BB: 0 P: 4	R: 1 E: 0 K: 1 S: 6 H: 1 LOB: 0 BB: 0 P: 6	R: 0 E: 0 K: 1 S: 5 H: 2 LOB: 0 BB: 0 P: 5	R: 0 E: 0 K: 1 S: 5 H: 0 LOB: 0 BB: 0 P: 5	R: 1 E: 0 K: 0 S: 3 H: 1 LOB: 0 BB: 0 P: 3	1B: 4 2B: 0 3B: 0 HR: 2	SF: 1 SAC: 1 DP: 0 HBP: 1						

PITCHER	IP	WLS	BF	H	R	ER	SO	BB	IBB	HBP	BLK	WP	HR	S	P	ERA	WHIP
John Denny, R (1, 1) ERA: 2.95	7.0		25	5	2	2	4	1	0	1	0	0	1	31	36	2.57	0.857
Mark Littell, R (8, 1) ERA: 2.7	1.2	L	6	1	1	1	1	0	0	0	0	0	1	8	8	5.40	0.600

PITCHER	IP	WLS	BF	H	R	ER	SO	BB	IBB	HBP	BLK	WP	HR	S	P	ERA	WHIP

BOTTOM

St. Louis Cardinals @ Montreal Expos

Olympic Stadium, Montreal, QB

Sat Jul 01 1978, 3:33 AM EDT

Att. 17,906 - Unknown

livebaseballscorecards.com

AB	27
R	3
H	6
RBI	3
BB	1
SO	5
LOB	4

Batter	1	2	3	4	5	6	7	8	9	AB	R	H	RBI	BB	SO	LOB
Garry Templeton, S (1, 6) OBP: 0.264, SLG: 0.317	BBBB 4-0 CS BB		x 0-0 2B		x 0-0 ③ 1-3	x 0-0 ③ F4			S S S 0-3 ①② K 1-2	4	0	1	0	1	1	3
Jerry Morales, R (1, 8) (7, 9) OBP: 0.285, SLG: 0.337	x 0-0 ①② F7 1-2		BBBB 4-0 BB			BBBB 4-0 BB 1B FC6-4 BB	x 0-0 ① 5-3		x 0-0 1B	3	1	1	0	2	0	1
Keith Hernandez, L (1, 3) OBP: 0.370, SLG: 0.443	x 0-0 ③ F9		S S S 0-3 ③ K			x 0-0 FC6-4 BB 1-2 2B 1B	S S S 0-3 ② K		x 0-0 ③ P5	5	1	1	0	0	2	3
Ted Simmons, S (1, 7) OBP: 0.392, SLG: 0.520		x 0-0 ① 4-3		x 0-0 HR		BBBB 4-0 FC6-4 1-2 2-3 BB	x 0-0 FC6-4 1B			3	1	2	1	1	0	0
George Hendrick, R (1, 9) OBP: 0.300, SLG: 0.367 Mark Littell, L (7, 1) Buddy Schultz, R (9, 1)		BBBB 4-0 BB		x 0-0 ① 5-3		x 0-0 ① FC6-4 1-2f 2-3 3-H 2B	x 0-0 ③ FC6-4 1-2f			3 0 0	1 0 0	0 0 0	1 0 0	1 0 0	0 0 0	3 0 0
Ken Reitz, R (1, 5) OBP: 0.267, SLG: 0.341		x 0-0 ② F9		x 0-0 ② 6-3		x 0-0 1B 1-H 3-H 1B 2B		x 0-0 ① F7		4	1	1	2	0	0	1
Steve Swisher, R (1, 2) OBP: 0.268, SLG: 0.308		x 0-0 ③ 1-3		x 0-0 ③ P4		x 0-0 1B 2-3 1B		S S S 0-3 ② K		4	0	1	0	0	1	1
Mike Tyson, R (1, 4) OBP: 0.293, SLG: 0.345			x 0-0 ① F3		x 0-0 ① F9	S S S 0-3 ② K		x 0-0 ③ F3		4	0	0	0	0	1	2
Pete Vuckovich, R (1, 1) OBP: 0.095, SLG: 0.095 Jerry Mumphrey, S (7, 8) OBP: 0.276, SLG: 0.248			S S S 0-3 ② K		S S S 0-3 ② K	x 0-0 1-2 3-H 1B			x 0-0 CS 1B	3 1	0 0	1 1	1 0	0 0	2 0	0 0
Inning Stats	R: 0 E: 0 K: 0 S: 2 H: 0 LOB: 0 BB: 1 P: 6	R: 0 E: 0 K: 0 S: 3 H: 0 LOB: 1 BB: 1 P: 7	R: 0 E: 0 K: 2 S: 8 H: 1 LOB: 2 BB: 1 P: 12	R: 1 E: 0 K: 0 S: 4 H: 1 LOB: 0 BB: 0 P: 4	R: 0 E: 0 K: 1 S: 5 H: 0 LOB: 0 BB: 0 P: 5	R: 4 E: 0 K: 1 S: 9 H: 4 LOB: 2 BB: 2 P: 17	R: 0 E: 0 K: 1 S: 6 H: 1 LOB: 1 BB: 0 P: 6	R: 0 E: 0 K: 1 S: 5 H: 0 LOB: 0 BB: 0 P: 5	R: 0 E: 0 K: 1 S: 6 H: 2 LOB: 1 BB: 0 P: 6	1B: 6 2B: 2 3B: 0 HR: 1 SF: 0 SAC: 0 DP: 0 HBP: 0						

PITCHER		IP	WLS	BF	H	R	ER	SO	BB	IBB	HBP	BLK	WP	HR	S	P	ERA	WHIP
Woodie Fryman, L ERA: 4.5	(1, 1)	5.1	L	24	4	5	5	3	5	0	0	0	0	1	25	45	8.44	1.688
Mike Garman, R ERA: 5.8	(6, 1)	1.2		8	3	0	0	2	0	0	0	0	0	0	12	12	0.00	1.800
Stan Bahnsen, R ERA: 3.86	(8, 1)	2.0		7	2	0	0	2	0	0	0	0	0	0	11	11	0.00	1.000

PITCHER	IP	WLS	BF	H	R	ER	SO	BB	IBB	HBP	BLK	WP	HR	S	P	ERA	WHIP

TOP

St. Louis Cardinals @ Montreal Expos

Olympic Stadium, Montreal, QB

Sun Jul 02 1978, 3:33 AM EDT

Sunny

livebaseballscorecards.com

AB	34
R	5
H	9
RBI	5
BB	5
SO	7
LOB	14

WP: 0	PB: 0	SB: 0	CS: 2
PA: 39			

Batter	1	2	3	4	5	6	7	8	9	AB	R	H	RBI	BB	SO	LOB
Warren Cromartie, L (1, 7) OBP: 0.308, SLG: 0.345	E4 2B		F9		K		BB 1-2 2-H 1B			4	1	1	1	0	1	0
Dave Cash, R (1, 4) OBP: 0.324, SLG: 0.345	SF7 1-H 2B		S 1B			5-3	BB 1-2 2-3			3	1	2	1	1	0	0
Andre Dawson, R (1, 8) OBP: 0.307, SLG: 0.408	K		BB 1-2			K	K			3	0	0	0	1	3	4
Tony Perez, R (1, 3) OBP: 0.313, SLG: 0.415	SF7 3-H		F9			1-3		6-3		3	0	0	1	0	0	2
Ellis Valentine, R (1, 9) OBP: 0.337, SLG: 0.478	4-3			F9			K	K		4	0	0	0	0	2	0
Larry Parrish, R (1, 5) OBP: 0.319, SLG: 0.461		5-3		P6			K	1-3		4	0	0	0	0	1	0
Gary Carter, R (1, 2) OBP: 0.323, SLG: 0.349		F2		K			1B 2B		K	4	1	1	0	0	2	0
Chris Speier, R (1, 6) OBP: 0.340, SLG: 0.333		6-3			F9		HBP 1B 2-H 1B		K	4	1	1	1	0	1	0
Woodie Fryman, R (1, 1) OBP: 0.043, SLG: 0.091 Mike Garman, R (6, 1) Del Unser, L (7, PH) OBP: 0.320, SLG: 0.333 Stan Bahnsen, R (8, 1) Wayne Garrett, L (9, PH) OBP: 0.250, SLG: 0.236 Stan Papi, R (9, PH) OBP: 0.351, SLG: 0.362			B1-3		1-3		BB 1B 1-2 HBP		F8	2 0 0 0 0 0 1	0 0 0 0 0 0 0	0 0 0 0 0 0 0	0 0 0 0 0 0 0	0 0 0 0 0 0 0	0 0 0 0 0 0 0	0 0 0 0 0 0 0
Inning Stats	R: 2 E: 1 K: 1 S: 7 H: 1 LOB: 0 BB: 0 P: 7	R: 0 E: 0 K: 0 S: 3 H: 0 LOB: 0 BB: 0 P: 3	R: 0 E: 0 K: 0 S: 4 H: 1 LOB: 2 BB: 1 P: 8	R: 0 E: 0 K: 1 S: 5 H: 0 LOB: 0 BB: 0 P: 5	R: 0 E: 0 K: 1 S: 5 H: 0 LOB: 0 BB: 0 P: 5	R: 0 E: 0 K: 1 S: 5 H: 0 LOB: 0 BB: 0 P: 5	R: 2 E: 0 K: 3 S: 12 H: 3 LOB: 3 BB: 1 P: 17	R: 0 E: 0 K: 1 S: 5 H: 0 LOB: 0 BB: 0 P: 5	R: 0 E: 0 K: 2 S: 7 H: 0 LOB: 0 BB: 0 P: 7	1B: 3 2B: 2 3B: 0 HR: 0	SF: 1 SAC: 0 DP: 0 HBP: 1			WP: 0 PB: 0 SB: 1 CS: 0	PA: 36		

PITCHER		IP	WLS	BF	H	R	ER	SO	BB	IBB	HBP	BLK	WP	HR	S	P	ERA	WHIP
Pete Vuckovich, R ERA: 2.39	(1, 1)	6.2	W	28	5	4	2	6	1	0	1	0	0	0	38	43	2.70	0.900
Mark Littell, R ERA: 2.61	(7, 1)	2.0		7	0	0	0	4	1	0	0	0	0	0	14	18	0.00	0.500
Buddy Schultz, L ERA: 4.0	(9, 1)	0.1	S	1	0	0	0	0	0	0	0	0	0	0	1	1	0.00	0.000

PITCHER	IP	WLS	BF	H	R	ER	SO	BB	IBB	HBP	BLK	WP	HR	S	P	ERA	WHIP

BOTTOM

St. Louis Cardinals @ Montreal Expos

Olympic Stadium, Montreal, QB

Sun Jul 02 1978, 3:33 AM EDT

Sunny

livebaseballscorecards.com

AB	32
R	4
H	5
RBI	4
BB	2
SO	10
LOB	6

Batter	1	2	3	4	5	6	7	8	9	AB	R	H	RBI	BB	SO	LOB
Garry Templeton, S (1, 6) OBP: 0.263, SLG: 0.315	F8	FC6-4 1-2f			P4		CS 1B		5-3	5	0	1	0	0	0	2
Jerry Mumphrey, S (1, 7) OBP: 0.288, SLG: 0.277	S 1B		2B 3B		K		S 1-2 1B			4	1	3	0	0	1	0
Keith Hernandez, L (1, 3) OBP: 0.369, SLG: 0.444	P6 1-2		4-3 3-H 2B		F9		K 1-2			4	0	1	1	0	1	2
Ted Simmons, S (1, 2) OBP: 0.393, SLG: 0.520	L9		4-3 2-3			HR 1B		FC6-4 1B		4	1	2	0	0	0	2
George Hendrick, R (1, 9) OBP: 0.304, SLG: 0.383		2B 1B	6-3			1-H HR		FC6-4 FC4-6 1-2f		4	2	2	2	0	0	2
Ken Reitz, R (1, 5) OBP: 0.267, SLG: 0.344		1B 1-H 2B	K			F9		K		4	0	1	1	0	2	2
Jerry Morales, R (1, 8) OBP: 0.282, SLG: 0.332		1-3		F9		F9		FC4-6 1-2f		4	0	0	0	0	0	2
Mike Tyson, R (1, 4) OBP: 0.292, SLG: 0.344		FC6-4 2-3 1B		4-3		F8			F8	4	0	1	0	0	0	0
John Urrea, R (1, 1) OBP: 0.100, SLG: 0.053 Roy Thomas, R (7, 1)		K		4-3			K		1-3	3 1	0 0	0 0	0 0	0 0	2 0	2 0
Inning Stats	R: 0 E: 0 K: 0 S: 4 H: 1 LOB: 1 BB: 0 P: 4	R: 1 E: 0 K: 1 S: 8 H: 3 LOB: 2 BB: 0 P: 8	R: 1 E: 0 K: 1 S: 7 H: 2 LOB: 1 BB: 0 P: 7	R: 0 E: 0 K: 0 S: 3 H: 0 LOB: 0 BB: 0 P: 3	R: 0 E: 0 K: 1 S: 5 H: 0 LOB: 0 BB: 0 P: 5	R: 2 E: 0 K: 0 S: 5 H: 2 LOB: 0 BB: 0 P: 5	R: 0 E: 0 K: 2 S: 8 H: 2 LOB: 1 BB: 0 P: 8	R: 0 E: 0 K: 1 S: 6 H: 1 LOB: 1 BB: 0 P: 6	R: 0 E: 0 K: 0 S: 3 H: 0 LOB: 0 BB: 0 P: 3	1B: 7 2B: 2 3B: 1 HR: 1 SF: 0 SAC: 0 DP: 0 HBP: 0						

PITCHER		IP	WLS	BF	H	R	ER	SO	BB	IBB	HBP	BLK	WP	HR	S	P	ERA	WHIP
Rudy May, L ERA: 4.49	(1, 1)	7.0	L	30	10	4	4	5	0	0	0	0	0	1	40	40	5.14	1.429
Gerry Pirtle, R ERA:	(8, 1)	2.0		7	1	0	0	1	0	0	0	0	0	0	9	9	0.00	0.500

PITCHER		IP	WLS	BF	H	R	ER	SO	BB	IBB	HBP	BLK	WP	HR	S	P	ERA	WHIP

TOP

St. Louis Cardinals @ Montreal Expos

Olympic Stadium, Montreal, QB

Sun Jul 02 1978, 3:38 AM EDT

Att. 37,685 - Unknown

livebaseballscorecards.com

AB	37
R	4
H	11
RBI	4
BB	0
SO	6
LOB	14

PA: 37

WP: 0
PB: 0
SB: 2
CS: 1

Batter	1	2	3	4	5	6	7	8	9	AB	R	H	RBI	BB	SO	LOB
Warren Cromartie, L (1, 7) OBP: 0.314, SLG: 0.352	BBBB 4-0 1B S SF9 BB		x 0-0 4-3 2B		x 0-0 FC6-4 1B		x 0-0 ② F9			3	1	2	0	1	0	2
Dave Cash, R (1, 4) OBP: 0.323, SLG: 0.344	x 0-0 SF9 2B 1-3 1B		x 0-0 ① 4-3 2-3		x 0-0 ② FC6-4 1-2f		x 0-0 ③ FC6-4 1-2f			4	1	1	0	0	0	4
Andre Dawson, R (1, 8) OBP: 0.306, SLG: 0.406	SSS 0-3 ① K		SSS 0-3 ② K		x 0-0 ③ F9			x 0-0 WP 1B		4	0	1	0	0	2	4
Ellis Valentine, R (1, 9) OBP: 0.332, SLG: 0.473	x 0-0 ② SF9 2-3 3-H		x 0-0 ③ F8			x 0-0 ① F8		SSS 0-3 ① K 1-2		3	0	0	1	0	1	2
Del Unser, L (1, 3) OBP: 0.317, SLG: 0.341	x 0-0 2B 3-H			x 0-0 ① F9		x 0-0 ② F9		x 0-0 ② P4		4	0	1	1	0	0	1
Wayne Garrett, L (1, 5) OBP: 0.250, SLG: 0.224	x 0-0 ③ L6			BBBB 4-0 1B BB		x 0-0 ③ 6-3		x 0-0 ③ F7		3	0	0	0	1	0	2
Chris Speier, R (1, 6) OBP: 0.342, SLG: 0.333		BBBB 4-0 G6-4-3 BB		x 0-0 G4-6-3 1-2 1B			x 0-0 ① F3		x 0-0 ① F9	3	0	1	0	1	0	0
Ed Herrmann, L (1, 2) OBP: 0.185, SLG: 0.140 Pepe Frias, R (7, PR) OBP: 0.429, SLG: 1.000 Gary Carter, R (8, 2) OBP: 0.322, SLG: 0.347		x 0-0 ①② G6-4-3 1-2f		x 0-0 ②③ G4-6-3 1-2f			BBBB 4-0 HBP BB		x 0-0 ② F8	2 0 1	0 0 0	0 0 0	0 0 0	1 0 0	0 0 0	3 0 0
Rudy May, L (1, 1) OBP: 0.250, SLG: 0.242 Tony Perez, R (7, PH) OBP: 0.315, SLG: 0.415 Sam Mejias, R (7, PR) OBP: 0.261, SLG: 0.190 Gerry Pirtle, R (8, 1) Larry Parrish, R (9, PH) OBP: 0.318, SLG: 0.459		SSS 0-3 ③ K	SSS 0-3 ① K				H 1-0 FC6-4 1-2 HBP		SSS 0-3 ③ K	2 0 0 0 1	0 0 0 0 0	0 0 0 0 0	0 0 0 0 0	2 0 0 0 1	0 0 0 0 0	0 0 0 0 0
Inning Stats	R: 2 H: 2 E: 0 LOB: 1 K: 1 BB: 1 S: 7 P: 11	R: 0 H: 0 E: 0 LOB: 0 K: 1 BB: 1 S: 4 P: 8	R: 0 H: 1 E: 0 LOB: 1 K: 1 BB: 0 S: 6 P: 6	R: 0 H: 1 E: 0 LOB: 1 K: 0 BB: 1 S: 3 P: 7	R: 0 H: 1 E: 0 LOB: 1 K: 1 BB: 0 S: 6 P: 6	R: 0 H: 0 E: 0 LOB: 0 K: 0 BB: 0 S: 3 P: 3	R: 0 H: 0 E: 0 LOB: 2 K: 0 BB: 1 S: 3 P: 8	R: 0 H: 1 E: 0 LOB: 1 K: 1 BB: 0 S: 6 P: 6	R: 0 H: 0 E: 0 LOB: 0 K: 1 BB: 0 S: 5 P: 5	1B: 4 2B: 2 3B: 0 HR: 0	SF: 1 SAC: 0 DP: 2 HBP: 1			WP: 1 PB: 0 SB: 1 CS: 0	PA: 36	

PITCHER		IP	WLS	BF	H	R	ER	SO	BB	IBB	HBP	BLK	WP	HR	S	P	ERA	WHIP
John Urrea, R ERA: 5.74	(1, 1)	6.1	W	27	5	2	2	4	4	0	1	0	0	0	30	47	2.84	1.421
Roy Thomas, R ERA:	(7, 1)	2.2	S	9	1	0	0	2	0	0	0	0	1	0	13	13	0.00	0.375

PITCHER	IP	WLS	BF	H	R	ER	SO	BB	IBB	HBP	BLK	WP	HR	S	P	ERA	WHIP

BOTTOM

St. Louis Cardinals @ Montreal Expos

Olympic Stadium, Montreal, QB

Sun Jul 02 1978, 3:38 AM EDT

Att. 37,685 - Unknown

livebaseballscorecards.com

AB	30
R	2
H	6
RBI	2
BB	4
SO	6
LOB	18

Batter	1	2	3	4	5	6	7	8	9	AB	R	H	RBI	BB	SO	LOB
Warren Cromartie, L (1, 7) OBP: 0.310, SLG: 0.347	F8		L6		6-3			K FC5 1B		4	0	0	0	0	1	1
Dave Cash, R (1, 4) OBP: 0.325, SLG: 0.349	4-3		2B 2-H			F8		FC5 1-2 1B		4	0	2	1	0	0	0
Pepe Frias, R (8, 4) OBP: 0.429, SLG: 1.000										0	0	0	0	0	0	0
Larry Parrish, R (1, 5) OBP: 0.317, SLG: 0.460	F3		K			2B		FC5 1-2 2-3f		4	0	1	0	0	1	3
Tony Perez, R (1, 3) OBP: 0.314, SLG: 0.420		K		3B SF9		K		F2		4	1	1	0	0	2	3
Steve Rogers, R (8, 1) OBP: 0.120, SLG: 0.102										0	0	0	0	0	0	0
Ellis Valentine, R (1, 9) OBP: 0.331, SLG: 0.475		2B		SF9 3-H		5-3			K	3	0	1	1	0	1	1
Andre Dawson, R (1, 8) OBP: 0.302, SLG: 0.400		F9		F9			L7		K	4	0	0	0	0	1	1
Gary Carter, R (1, 2) OBP: 0.318, SLG: 0.342		F3		P4			F9		6-3	4	0	0	0	0	0	1
Chris Speier, R (1, 6) OBP: 0.342, SLG: 0.338			2B 2B		5-3		F7			3	1	1	0	0	0	0
Hal Dues, R (1, 1) OBP: 0.118, SLG: 0.118								P6		2	0	0	0	0	2	1
Stan Papi, R (8, PH) OBP: 0.346, SLG: 0.357										1	0	0	0	0	0	0
Del Unser, L (8, 3) OBP: 0.317, SLG: 0.341										0	0	0	0	0	0	0
Inning Stats	R: 0 E: 0 K: 0 S: 3 H: 0 LOB: 0 BB: 0 P: 3	R: 0 E: 0 K: 1 S: 6 H: 1 LOB: 1 BB: 0 P: 6	R: 1 E: 0 K: 2 S: 9 H: 2 LOB: 0 BB: 0 P: 9	R: 1 E: 0 K: 0 S: 4 H: 1 LOB: 0 BB: 0 P: 4	R: 0 E: 0 K: 1 S: 5 H: 0 LOB: 0 BB: 0 P: 5	R: 0 E: 0 K: 1 S: 6 H: 1 LOB: 1 BB: 0 P: 6	R: 0 E: 0 K: 0 S: 3 H: 0 LOB: 0 BB: 0 P: 3	R: 0 E: 0 K: 1 S: 7 H: 1 LOB: 2 BB: 0 P: 7	R: 0 E: 0 K: 2 S: 7 H: 0 LOB: 0 BB: 0 P: 7	1B: 1 2B: 4 3B: 1 HR: 0	SF: 1 SAC: 0 DP: 0 HBP: 0						

PITCHER	IP	WLS	BF	H	R	ER	SO	BB	IBB	HBP	BLK	WP	HR	S	P	ERA	WHIP
John Candelaria, L (1, 1) ERA: 3.03	8.0	L	31	6	2	2	6	0	0	0	0	1	0	43	43	2.25	0.750
Kent Tekulve, R (9, 1) ERA: 2.55	1.0		3	0	0	0	2	0	0	0	0	0	0	7	7	0.00	0.000

PITCHER	IP	WLS	BF	H	R	ER	SO	BB	IBB	HBP	BLK	WP	HR	S	P	ERA	WHIP

TOP

Montreal Expos @ Pittsburgh Pirates

Three Rivers Stadium, Pittsburgh, PA

Mon Jul 03 1978, 7:05 PM EDT

Att. 7,480 - Unknown

livebaseballscorecards.com

AB	33
R	2
H	6
RBI	2
BB	0
SO	8
LOB	11

1B: 1	SF: 1	WP: 1	PA: 34
2B: 4	SAC: 0	PB: 0	
3B: 1	DP: 0	SB: 0	
HR: 0	HBP: 0	CS: 0	

Montreal Expos @ Pittsburgh Pirates

Three Rivers Stadium, Pittsburgh, PA

Mon Jul 03 1978, 7:05 PM EDT

Att. 7,480 - Unknown

BOTTOM

Batter	1	2	3	4	5	6	7	8	9	AB	R	H	RBI	BB	SO	LOB
Frank Taveras, R (1, 6) OBP: 0.318, SLG: 0.355	P4			P6		F8			5-3	4	0	0	0	0	0	1
Omar Moreno, L (1, 8) OBP: 0.313, SLG: 0.264	CS 1B			F7		F8			F7	4	0	1	0	0	0	1
John Milner, L (1, 7) OBP: 0.386, SLG: 0.432	4-3 1-2			F5		P4			1B	4	0	1	0	0	0	2
Bill Robinson, R (1, 9) OBP: 0.295, SLG: 0.374		5-3			2B		G6-3 1B		L5	4	0	2	0	0	0	1
Willie Stargell, L (1, 3) OBP: 0.376, SLG: 0.530		K			P5		F7			3	0	0	0	0	1	2
Ed Ott, L (1, 2) OBP: 0.290, SLG: 0.387		F9			P6		G6-3 1-2f			3	0	0	0	0	0	2
Phil Garner, R (1, 4) OBP: 0.322, SLG: 0.348			K		BB			6-3		2	0	0	0	1	1	0
Ken Macha, R (1, 5) OBP: 0.387, SLG: 0.423			4-3		F8			G6-3 BB		2	0	0	0	1	0	2
John Candelaria, L (1, 1) OBP: 0.282, SLG: 0.156 Manny Sanguillen, R (8, PH) OBP: 0.323, SLG: 0.379 Kent Tekulve, R (9, 1) OBP: 0.200, SLG: 0.200			5-3			BB		G6-3 1-2f		1 1 0	0 0 0	0 0 0	0 0 0	1 0 0	0 0 0	0 1 0
Inning Stats	R: 0 E: 0 K: 0 S: 3 H: 1 LOB: 0 BB: 0 P: 3	R: 0 E: 0 K: 1 S: 5 H: 0 LOB: 0 BB: 0 P: 5	R: 0 E: 0 K: 1 S: 5 H: 0 LOB: 0 BB: 0 P: 5	R: 0 E: 0 K: 0 S: 3 H: 0 LOB: 0 BB: 0 P: 3	R: 0 E: 0 K: 0 S: 4 H: 1 LOB: 2 BB: 1 P: 8	R: 0 E: 0 K: 0 S: 3 H: 0 LOB: 1 BB: 1 P: 7	R: 0 E: 0 K: 0 S: 3 H: 1 LOB: 0 BB: 0 P: 3	R: 0 E: 0 K: 0 S: 2 H: 0 LOB: 0 BB: 1 P: 6	R: 0 E: 0 K: 0 S: 4 H: 1 LOB: 1 BB: 0 P: 4	1B: 3 2B: 1 3B: 0 HR: 0 SF: 0 SAC: 0 DP: 2 HBP: 0						

livebaseballscorecards.com

AB	28
R	0
H	4
RBI	0
BB	3
SO	2
LOB	12

PITCHER		IP	WLS	BF	H	R	ER	SO	BB	IBB	HBP	BLK	WP	HR	S	P	ERA	WHIP
Hal Dues, R ERA: 2.44	(1, 1)	7.0	W	24	3	0	0	2	2	0	0	0	0	0	26	34	0.00	0.714
Steve Rogers, R ERA: 2.06	(8, 1)	2.0	S	7	1	0	0	0	1	0	0	0	0	0	6	10	0.00	1.000

PITCHER	IP	WLS	BF	H	R	ER	SO	BB	IBB	HBP	BLK	WP	HR	S	P	ERA	WHIP

Batter	1	2	3	4	5	6	7	8	9	AB	R	H	RBI	BB	SO	LOB
Warren Cromartie, L (1, 7) OBP: 0.309, SLG: 0.346	FC6 1B		FC3-6 FC4 1-2f			4-3		3-1		4	0	1	0	0	0	1
Dave Cash, R (1, 4) OBP: 0.322, SLG: 0.345	FC6 G6-4-3 1-2f		FC4 1-2f			F3			K	4	0	0	0	0	1	2
Larry Parrish, R (1, 5) OBP: 0.313, SLG: 0.454	G6-4-3 1-2f			F5		6-3			6-3	3	0	0	0	0	0	1
Wayne Garrett, L (9, PH) OBP: 0.246, SLG: 0.220										1	0	0	0	0	0	0
Tony Perez, R (1, 3) OBP: 0.316, SLG: 0.421		P6		1-3 1B			5-3		1B	4	0	2	0	0	0	0
Ellis Valentine, R (1, 9) OBP: 0.330, SLG: 0.482		HR		1-3 1-2			4-3		K	4	1	1	1	0	1	2
Andre Dawson, R (1, 8) OBP: 0.299, SLG: 0.396		F9		6-3			E5 S			3	0	0	0	0	0	1
Gary Carter, R (1, 2) OBP: 0.315, SLG: 0.338		F9	F9				5-3 1-2			3	0	0	0	0	0	1
Chris Speier, R (1, 6) OBP: 0.342, SLG: 0.338			F8	G6-3				4-3		3	0	1	0	0	0	0
Dan Schatzeder, L (1, 1) OBP: 0.222, SLG: 0.222										2	0	1	0	0	0	1
Del Unser, L (8, PH) OBP: 0.314, SLG: 0.337										1	0	0	0	0	0	0
Mike Garman, R (8, 1)			FC3-6 1B	G6-3 1-2f				L6		0	0	0	0	0	0	0
Inning Stats	R: 0 E: 0 K: 0 S: 3 H: 1 LOB: 0 BB: 0 P: 3	R: 1 E: 0 K: 0 S: 4 H: 1 LOB: 0 BB: 0 P: 4	R: 0 E: 0 K: 0 S: 4 H: 1 LOB: 1 BB: 0 P: 4	R: 0 E: 0 K: 0 S: 4 H: 1 LOB: 1 BB: 0 P: 4	R: 0 E: 0 K: 0 S: 3 H: 1 LOB: 0 BB: 0 P: 3	R: 0 E: 0 K: 0 S: 3 H: 0 LOB: 0 BB: 0 P: 3	R: 0 E: 1 K: 0 S: 4 H: 0 LOB: 1 BB: 0 P: 4	R: 0 E: 0 K: 0 S: 3 H: 0 LOB: 0 BB: 0 P: 3	R: 0 E: 0 K: 2 S: 8 H: 1 LOB: 1 BB: 0 P: 8	1B: 5 2B: 0 3B: 0 HR: 1	SF: 0 SAC: 0 DP: 2 HBP: 0					

PITCHER	IP	WLS	BF	H	R	ER	SO	BB	IBB	HBP	BLK	WP	HR	S	P	ERA	WHIP
Bert Blyleven, R (1, 1) ERA: 3.35	8.0	W	28	5	1	1	0	0	0	0	0	0	1	28	28	1.12	0.625
Kent Tekulve, R (9, 1) ERA: 2.51	1.0	S	4	1	0	0	2	0	0	0	0	0	0	8	8	0.00	1.000

PITCHER	IP	WLS	BF	H	R	ER	SO	BB	IBB	HBP	BLK	WP	HR	S	P	ERA	WHIP

Montreal Expos @ Pittsburgh Pirates

Three Rivers Stadium, Pittsburgh, PA

Tue Jul 04 1978, 3:33 AM EDT

Unknown

TOP

livebaseballscorecards.com

AB	32
R	1
H	6
RBI	1
BB	0
SO	2
LOB	9

WP: 0 PB: 0 SB: 1 CS: 0 PA: 32

Montreal Expos @ Pittsburgh Pirates

Three Rivers Stadium, Pittsburgh, PA

Tue Jul 04 1978, 3:33 AM EDT

Unknown

livebaseballscorecards.com

BOTTOM

Batter	1	2	3	4	5	6	7	8	9	AB	R	H	RBI	BB	SO	LOB
Frank Taveras, R (1, 6) OBP: 0.317, SLG: 0.354	F8	2-H 1B			F9			1-3 1-2		4	0	1	0	0	0	1
Omar Moreno, L (1, 8) OBP: 0.309, SLG: 0.260	F7		K			F8		F8		4	0	0	0	0	1	1
Rennie Stennett, R (1, 4) OBP: 0.286, SLG: 0.335 Mario Mendoza, R (5, 4) OBP: 0.325, SLG: 0.361	F3		6-3			P3				2 1	0 0	0 0	0 0	0 0	0 0	0 0
Bill Robinson, R (1, 7) OBP: 0.300, SLG: 0.375		SH3-4 1B 2B 1B	5-3			HBP				2	1	1	0	0	0	0
Manny Sanguillen, R (1, 3) OBP: 0.324, SLG: 0.378 Willie Stargell, L (8, 3) OBP: 0.376, SLG: 0.530		SH3-4 1-2 2B 1B		F8		CS 1-2	F9			3 0	1 0	1 0	0 0	0 0	0 0	0 0
Phil Garner, R (1, 5) OBP: 0.320, SLG: 0.346		SH3-4 1-2 2-3		F7			P3			2	0	0	0	0	0	0
Steve Brye, R (1, 9) OBP: 0.326, SLG: 0.364		2B IBB		F8			F7			2	1	0	0	1	0	0
Duffy Dyer, R (1, 2) OBP: 0.364, SLG: 0.358		F9			F8			4-3		3	0	0	0	0	0	3
Bert Blyleven, R (1, 1) OBP: 0.156, SLG: 0.159 John Milner, L (8, PH) OBP: 0.390, SLG: 0.437 Kent Tekulve, R (9, 1) OBP: 0.200, SLG: 0.200		1-H 1B 2B 2-H 3-H			6-3			1-3 1B		2 1 0	0 0 0	1 1 0	3 0 0	0 0 0	0 0 0	0 0 0
Inning Stats	R: 0 E: 0 K: 0 S: 3 H: 0 LOB: 0 BB: 0 P: 3	R: 3 E: 0 K: 0 S: 6 H: 4 LOB: 2 BB: 1 P: 10	R: 0 E: 0 K: 1 S: 5 H: 0 LOB: 0 BB: 0 P: 5	R: 0 E: 0 K: 0 S: 3 H: 0 LOB: 0 BB: 0 P: 3	R: 0 E: 0 K: 0 S: 3 H: 0 LOB: 0 BB: 0 P: 3	R: 0 E: 0 K: 0 S: 2 H: 0 LOB: 0 BB: 0 P: 3	R: 0 E: 0 K: 0 S: 3 H: 0 LOB: 0 BB: 0 P: 3	R: 0 E: 0 K: 0 S: 4 H: 1 LOB: 1 BB: 0 P: 4		1B: 4 2B: 1 3B: 0 HR: 0 SF: 0 SAC: 1 DP: 0 HBP: 1						

	AB	26
	R	3
	H	5
	RBI	3
	BB	1
	SO	1
	LOB	5

WP: 0 PA: 30
PB: 0
SB: 0
CS: 1

PITCHER		IP	WLS	BF	H	R	ER	SO	BB	IBB	HBP	BLK	WP	HR	S	P	ERA	WHIP
Dan Schatzeder, L ERA: 2.47	(1, 1)	7.0	L	25	4	3	3	1	0	1	1	0	0	0	25	30	3.86	0.571
Mike Garman, R ERA: 5.65	(8, 1)	1.0		4	1	0	0	0	0	0	0	0	0	0	4	4	0.00	1.000

PITCHER		IP	WLS	BF	H	R	ER	SO	BB	IBB	HBP	BLK	WP	HR	S	P	ERA	WHIP

Montreal Expos @ Pittsburgh Pirates

Three Rivers Stadium, Pittsburgh, PA

Tue Jul 04 1978, 3:38 AM EDT

Att. 15,001 - Unknown

TOP

livebaseballscorecards.com

Batter	1	2	3	4	5	6	7	8	9	AB	R	H	RBI	BB	SO	LOB
Warren Cromartie, L (1, 7) OBP: 0.306, SLG: 0.341	6-3		K		FC3-6 L6-3 1-2f 2-3		1-3			4	0	0	0	0	1	2
Dave Cash, R (1, 4) OBP: 0.318, SLG: 0.341	5-3		F8		L6-3 1-2			5-3		4	0	0	0	0	0	2
Wayne Garrett, L (1, 5) OBP: 0.261, SLG: 0.238	HR 1B		P5			F5		PB 1B		4	1	2	0	0	0	0
Tony Perez, R (1, 3) OBP: 0.322, SLG: 0.448	1-H HR			1B		HR		K 1-2		4	2	3	3	0	1	1
Ellis Valentine, R (1, 9) OBP: 0.329, SLG: 0.483	2B			F8		K		F8		4	0	1	0	0	1	2
Del Unser, L (1, 8) OBP: 0.321, SLG: 0.330	P4			P6		BB			BB	2	0	0	0	2	0	2
Stan Papi, R (1, 6) OBP: 0.333, SLG: 0.342		K		K		K			F9	3	0	0	0	0	3	2
Gary Carter, R (9, PH) OBP: 0.314, SLG: 0.337										1	0	0	0	0	0	1
Ed Herrmann, L (1, 2) OBP: 0.190, SLG: 0.148		3-1			FC3-6 1B 1B		6-3		L7	4	0	1	0	0	0	1
Wayne Twitchell, R (1, 1) OBP: 0.200, SLG: 0.111 Larry Parrish, R (5, PH) OBP: 0.316, SLG: 0.456 Gerry Pirtle, R (5, 1) Andre Dawson, R (7, PH) OBP: 0.298, SLG: 0.394 Darold Knowles, L (7, 1) OBP: 0.500, SLG: 0.500 Chris Speier, R (9, PH) OBP: 0.341, SLG: 0.336		K			FC3-6 1-2 1B		5-3		4-3	1 1 0 1 0 1	0 0 0 0 0 0	0 1 0 0 0 0	0 0 0 0 0 0	1 0 0 0 0 0	0 0 0 0 0 0	0 0 0 0 0 1

	AB	34
	R	3
	H	8
	RBI	3
	BB	2
	SO	7
	LOB	14

Inning Stats	1	2	3	4	5	6	7	8	9	1B: 5	SF: 0	WP: 0	PA: 36
R:	2	0	0	0	0	1	0	0	0	2B: 2	SAC: 0	PB: 1	
E:	0	0	0	0	0	0	0	0	0	3B: 0	DP: 1	SB: 0	
K:	0	2	1	1	0	2	0	1	0	HR: 2	HBP: 0	CS: 0	
S:	6	7	5	6	4	8	3	6	3				
H:	3	0	0	1	2	1	0	1	0				
LOB:	1	0	0	0	1	1	0	1	1				
BB:	0	0	0	0	0	1	0	0	1				
P:	6	7	5	6	4	12	3	6	7				

PITCHER		IP	WLS	BF	H	R	ER	SO	BB	IBB	HBP	BLK	WP	HR	S	P	ERA	WHIP
Don Robinson, R ERA: 3.35	(1, 1)	7.1	W	30	8	3	3	6	1	0	0	0	0	2	41	45	3.68	1.227
Kent Tekulve, R ERA: 2.44	(8, 1)	1.2	S	6	0	0	0	1	1	0	0	0	0	0	7	11	0.00	0.600

PITCHER	IP	WLS	BF	H	R	ER	SO	BB	IBB	HBP	BLK	WP	HR	S	P	ERA	WHIP

BOTTOM

Montreal Expos @ Pittsburgh Pirates

Three Rivers Stadium, Pittsburgh, PA

Tue Jul 04 1978, 3:38 AM EDT

Att. 15,001 - Unknown

Batter	1	2	3	4	5	6	7	8	9	AB	R	H	RBI	BB	SO	LOB
Frank Taveras, R (1, 6) OBP: 0.315, SLG: 0.352	WP BB 7-2 1B		F9	5-3		FC4-6 S 1-2f		5-3		5	0	1	0	0	0	2
Omar Moreno, L (1, 8) OBP: 0.315, SLG: 0.274	BBBB 1-2 WP BB		IHR	F7		1-2 IBB				2	1	1	1	2	0	1
John Milner, L (1, 7) OBP: 0.392, SLG: 0.438 Steve Brye, R (4, 9) OBP: 0.318, SLG: 0.354	F8 1-2 2-3		HR 1B		F8	F8				2 2	1 0	1 0	0 0	0 0	0 0	2 2
Bill Robinson, R (1, 9) OBP: 0.299, SLG: 0.387 (4, 7)	7-2 3-Hf		1-H HR		SSS K		5-3			4	1	1	2	0	1	2
Willie Stargell, L (1, 3) OBP: 0.384, SLG: 0.556		HR	F8		2B		BBBB 4-3 BB			3	1	2	1	1	0	0
Ed Ott, L (1, 2) OBP: 0.294, SLG: 0.383		4-3	BBBB BB		IBB		4-3 1-2			2	0	0	0	2	0	1
Phil Garner, R (1, 4) OBP: 0.319, SLG: 0.344		1B	P6		F8		F8			4	0	1	0	0	0	4
Ken Macha, R (1, 5) OBP: 0.382, SLG: 0.393 Mario Mendoza, R (7, 5) OBP: 0.317, SLG: 0.351		SSS K		BBBB S BB		6-3		4-3		2 1	0 0	0 0	0 0	1 0	1 0	1 0
Don Robinson, R (1, 1) OBP: 0.158, SLG: 0.184 Kent Tekulve, R (8, 1) OBP: 0.182, SLG: 0.182		F9		SSS K 1-2		FC4-6 1B		5-3		3 1	0 0	1 0	0 0	0 0	1 0	2 0
Inning Stats	R: 0 H: 1 E: 0 LOB: 1 K: 0 BB: 1 S: 3 P: 7	R: 1 H: 2 E: 0 LOB: 1 K: 1 BB: 0 S: 7 P: 7	R: 3 H: 3 E: 0 LOB: 1 K: 0 BB: 1 S: 6 P: 10	R: 0 H: 0 E: 0 LOB: 1 K: 1 BB: 1 S: 5 P: 9	R: 0 H: 1 E: 0 LOB: 2 K: 1 BB: 1 S: 6 P: 10	R: 0 H: 1 E: 0 LOB: 2 K: 0 BB: 1 S: 4 P: 8	R: 0 H: 0 E: 0 LOB: 1 K: 0 BB: 1 S: 3 P: 7	R: 0 H: 0 E: 0 LOB: 0 K: 0 BB: 0 S: 3 P: 3		1B: 4 SF: 0 2B: 2 SAC: 0 3B: 0 DP: 1 HR: 3 HBP: 0						

livebaseballscorecards.com

AB	31
R	4
H	8
RBI	4
BB	6
SO	3
LOB	17

WP: 1 PA: 37
PB: 0
SB: 2
CS: 0

PITCHER		IP	WLS	BF	H	R	ER	SO	BB	IBB	HBP	BLK	WP	HR	S	P	ERA	WHIP
Wayne Twitchell, R ERA: 5.65	(1, 1)	4.0	L	20	6	4	4	2	3	0	0	0	1	2	21	33	9.00	2.250
Gerry Pirtle, R ERA:	(5, 1)	2.0		10	2	0	0	1	0	2	0	0	0	0	10	18	0.00	1.000
Darold Knowles, L ERA: 2.0	(7, 1)	2.0		7	0	0	0	0	1	0	0	0	0	0	6	10	0.00	0.500

PITCHER	IP	WLS	BF	H	R	ER	SO	BB	IBB	HBP	BLK	WP	HR	S	P	ERA	WHIP

Batter	1	2	3	4	5	6	7	8	9	AB	R	H	RBI	BB	SO	LOB
Dave Cash, R (1, 4) OBP: 0.319, SLG: 0.345	0-0 S 1B 1B		0-0 1B 2B		0-0 ① F7		0-0 ① 6-3		0-0 ③ F9	5	2	2	0	0	0	0
Andre Dawson, R (1, 8) OBP: 0.301, SLG: 0.399	0-3 ① K 1-2		0-0 2-H 1B		0-0 2B		0-0 ② F7			4	0	2	1	0	1	1
Ellis Valentine, R (1, 9) OBP: 0.328, SLG: 0.479	0-0 G4-3 2-H 1B		0-0 ② F9		0-0 ② F8		0-0 ③ 5-3			4	0	1	1	0	0	2
Tony Perez, R (1, 3) OBP: 0.318, SLG: 0.441	0-0 ②③ G4-3 1-2f		0-0 ③ F9		0-0 ③ 4-3			0-3 ① K		4	0	0	0	0	1	3
Larry Parrish, R (1, 5) OBP: 0.315, SLG: 0.465		0-0 ① 1-3		0-0 HR		0-0 E5 3B		0-0 ② 6-3		4	2	1	1	0	0	0
Warren Cromartie, L (1, 7) OBP: 0.311, SLG: 0.351		0-0 ② 4-3		0-0 F9 WP SF7 1B		0-0 2-H 4-3 3B		B B B B 4-0 BB		3	2	2	1	1	0	0
Gary Carter, R (1, 2) OBP: 0.310, SLG: 0.332		0-0 E5		0-0 ① F9 1-3		S S S 0-3 ① K		0-0 ③ F8		4	0	0	0	0	1	3
Chris Speier, R (1, 6) OBP: 0.336, SLG: 0.332		0-0 ③ L9		0-0 ② SF7 3-H		0-0 ② 4-3 3-H			0-0 ① G3	3	0	0	2	0	0	1
Ross Grimsley, L (1, 1) OBP: 0.184, SLG: 0.133			0-0 ① 4-3	0-0 ③ 1-6-3		0-0 ③ P3			0-0 ② F8	2	0	0	0	0	0	0
Stan Bahnsen, R (5, 1)										1	0	0	0	0	0	0
Wayne Garrett, L (9, PH) OBP: 0.257, SLG: 0.234										1	0	0	0	0	0	0

TOP

Montreal Expos @ Philadelphia Phillies

Veterans Stadium, Philadelphia, PA

Thu Jul 06 1978, 7:05 PM EDT

Att. 50,149 - Unknown

livebaseballscorecards.com

AB	35
R	6
H	8
RBI	6
BB	1
SO	3
LOB	10

Inning Stats	1	2	3	4	5	6	7	8	9
	R: 1 E: 0 K: 1 S: 6	R: 0 E: 1 K: 0 S: 4	R: 1 E: 0 K: 0 S: 5	R: 2 E: 0 K: 0 S: 5	R: 0 E: 0 K: 0 S: 4	R: 2 E: 1 K: 1 S: 7	R: 0 E: 0 K: 0 S: 3	R: 0 E: 0 K: 1 S: 5	R: 0 E: 0 K: 0 S: 3
	H: 2 LOB: 0 BB: 0 P: 6	H: 0 LOB: 1 BB: 0 P: 4	H: 2 LOB: 0 BB: 0 P: 5	H: 2 LOB: 0 BB: 0 P: 5	H: 1 LOB: 1 BB: 0 P: 4	H: 1 LOB: 0 BB: 0 P: 7	H: 0 LOB: 0 BB: 0 P: 3	H: 0 LOB: 1 BB: 1 P: 9	H: 0 LOB: 0 BB: 0 P: 3

1B: 4	SF: 1	WP: 1
2B: 2	SAC: 0	PB: 0
3B: 1	DP: 1	SB: 1
HR: 1	HBP: 0	CS: 0

PA: 37

PITCHER	IP	WLS	BF	H	R	ER	SO	BB	IBB	HBP	BLK	WP	HR	S	P	ERA	WHIP
Jim Kaat, L (1, 1) ERA: 3.61	4.1		20	7	4	4	1	0	0	0	0	1	1	22	22	8.31	1.615
Rawly Eastwick, R (5, 1) ERA: 3.41	4.2	W	17	1	2	0	2	1	0	0	0	0	0	20	24	0.00	0.429

PITCHER	IP	WLS	BF	H	R	ER	SO	BB	IBB	HBP	BLK	WP	HR	S	P	ERA	WHIP

Batter	1	2	3	4	5	6	7	8	9	AB	R	H	RBI	BB	SO	LOB
Jerry Martin, R (1, 9) OBP: 0.369, SLG: 0.495	S S S 0-3 K ①	x 0-0 1B ② 3-H		x 0-0 FC6-4 1B		S S S 0-3 K ①		x 0-0 F8 ③		5	0	2	1	0	2	0
Larry Bowa, S (1, 6) OBP: 0.325, SLG: 0.359	x 0-0 1-3 ②	x 0-0 F8 ③		x 0-0 FC6-4 ③ 1-2f		x 0-0 F7 ②				4	0	0	0	0	0	1
Garry Maddox, R (1, 8) OBP: 0.355, SLG: 0.439	S S S 0-3 K ③		S S S 0-3 K ①		x 0-0 2B FC6-5 1B	x 0-0 5-3 ③				4	1	1	0	0	2	0
Greg Luzinski, R (1, 7) OBP: 0.368, SLG: 0.527		x 0-0 HR ②	x 0-0 L3 ②		x 0-0 FC6-5 1-3 2B		B B B B 4-0 BB			3	1	2	1	1	0	0
Jose Cardenal, R (1, 3) OBP: 0.324, SLG: 0.475		x 0-0 F9 ①	x 0-0 1B 2B		B B B B 4-0 BB FC6-5 BB		x 0-0 F8 ①			3	1	1	0	1	0	1
Davey Johnson, R (1, 5) OBP: 0.275, SLG: 0.296		x 0-0 E 1B 1B	x 0-0 2-H 1B		x 0-0 F8 ①		S S S 0-3 K ②			4	1	2	1	0	1	4
Bob Boone, R (1, 2) OBP: 0.333, SLG: 0.420		x 0-0 E5 1B 1-2 E	S S S 0-3 K ③		x 0-0 FC6-5 BB ② 1-2 2-3f 3-H		x 0-0 F7 ③			4	1	0	1	0	1	5
Ted Sizemore, R (1, 4) OBP: 0.277, SLG: 0.221		x 0-0 E 1-2 2-H E 1B		x 0-0 1-3 ①	B B B B 4-0 1-2 2-3 BB			x 0-0 1-3 ①		3	1	1	1	1	0	0
Jim Kaat, L (1, 1) OBP: 0.148, SLG: 0.115 Rawly Eastwick, R (5, 1)		x 0-0 E9 1B 1-H 2-H 1B		x 0-0 P4 ②	S S S 0-3 K ③			x 0-0 F8 ②		2 2	1 0	1 0	2 0	0 0	0 1	0 3
Inning Stats	R: 0 E: 0 K: 2 S: 7 H: 0 LOB: 0 BB: 0 P: 7	R: 5 E: 2 K: 0 S: 8 H: 5 LOB: 0 BB: 0 P: 8	R: 1 E: 0 K: 2 S: 9 H: 2 LOB: 1 BB: 0 P: 9	R: 0 E: 0 K: 0 S: 4 H: 1 LOB: 1 BB: 0 P: 4	R: 1 E: 0 K: 1 S: 7 H: 2 LOB: 3 BB: 2 P: 15	R: 0 E: 0 K: 1 S: 5 H: 0 LOB: 0 BB: 0 P: 5	R: 0 E: 0 K: 1 S: 5 H: 0 LOB: 1 BB: 1 P: 9	R: 0 E: 0 K: 0 S: 3 H: 0 LOB: 0 BB: 0 P: 3		1B: 7 2B: 2 3B: 0 HR: 1	SF: 0 SAC: 0 DP: 0 HBP: 0					

PITCHER		IP	WLS	BF	H	R	ER	SO	BB	IBB	HBP	BLK	WP	HR	S	P	ERA	WHIP
Ross Grimsley, L ERA: 3.11	(1, 1)	4.0	L	22	10	7	5	4	0	0	0	0	0	1	30	30	11.25	2.500
Stan Bahnsen, R ERA: 3.24	(5, 1)	4.0		15	0	0	0	3	3	0	0	0	0	0	18	30	0.00	0.750

PITCHER	IP	WLS	BF	H	R	ER	SO	BB	IBB	HBP	BLK	WP	HR	S	P	ERA	WHIP

BOTTOM

Montreal Expos @ Philadelphia Phillies

Veterans Stadium, Philadelphia, PA

Thu Jul 06 1978, 7:05 PM EDT

Att. 50,149 - Unknown

livebaseballscorecards.com

AB	34
R	7
H	10
RBI	7
BB	3
SO	7
LOB	14

PA: 37

WP: 0 PB: 0 SB: 0 CS: 0

Montreal Expos @ Philadelphia Phillies

Veterans Stadium, Philadelphia, PA

Fri Jul 07 1978, 7:05 PM EDT

Att. 45,193 - Unknown

TOP

livebaseballscorecards.com

Batter	1	2	3	4	5	6	7	8	9	AB	R	H	RBI	BB	SO	LOB
Dave Cash, R (1, 4) OBP: 0.320, SLG: 0.345	F7		HR 1B		WP BLK 1B 2-3 1B		F8	G1-6-3 1-2f		5	2	2	0	0	0	1
Pepe Frias, R (9, 4) OBP: 0.429, SLG: 1.000										0	0	0	0	0	0	0
Andre Dawson, R (1, 8) OBP: 0.299, SLG: 0.399	5-3		F8		K		1B 2B		6-3	5	1	1	0	0	1	3
Ellis Valentine, R (1, 9) OBP: 0.339, SLG: 0.502	1B 2B		1-H HR		1-H S 3-H 1B		1B		G6-4-3 1B	5	1	5	3	0	0	0
Sam Mejias, R (9, PR) OBP: 0.261, SLG: 0.190 (9, 9)										0	0	0	0	0	0	0
Tony Perez, R (1, 3) OBP: 0.319, SLG: 0.441	2-H 1B		6-3		P6 1-2		1-2 2-H 1B		G6-4-3 1-2f	5	0	2	1	0	0	2
Del Unser, L (9, 3) OBP: 0.321, SLG: 0.330										0	0	0	0	0	0	0
Larry Parrish, R (1, 5) OBP: 0.310, SLG: 0.458		L4		4-3		6-3	F7			4	0	0	0	0	0	2
Warren Cromartie, L (1, 7) OBP: 0.313, SLG: 0.366		HR		4-3		2B	F7			4	1	2	1	0	0	2
Gary Carter, R (1, 2) OBP: 0.309, SLG: 0.342		4-3		1-3		1-6-3		HR		4	1	1	1	0	0	1
Chris Speier, R (1, 6) OBP: 0.338, SLG: 0.332		K			1B SH3 BLK 1B		BB	F8		3	1	1	0	1	1	0
Steve Rogers, R (1, 1) OBP: 0.132, SLG: 0.115			K		SH3 1-2		K	G1-6-3 1B		3	0	1	0	0	2	2
Darold Knowles, L (8, 1) OBP: 0.500, SLG: 0.500										0	0	0	0	0	0	0
Mike Garman, R (9, 1)										0	0	0	0	0	0	0
Inning Stats	R: 0 H: 2 E: 0 LOB: 2 K: 0 BB: 0 S: 4 P: 4	R: 1 H: 1 E: 0 LOB: 0 K: 1 BB: 0 S: 6 P: 6	R: 2 H: 2 E: 0 LOB: 0 K: 1 BB: 0 S: 7 P: 7	R: 0 H: 0 E: 0 LOB: 0 K: 0 BB: 0 S: 3 P: 3	R: 2 H: 3 E: 0 LOB: 1 K: 1 BB: 0 S: 8 P: 8	R: 0 H: 1 E: 0 LOB: 2 K: 1 BB: 1 S: 6 P: 10	R: 1 H: 3 E: 0 LOB: 2 K: 0 BB: 0 S: 6 P: 6	R: 1 H: 2 E: 0 LOB: 0 K: 0 BB: 0 S: 4 P: 4	R: 0 H: 1 E: 0 LOB: 1 K: 0 BB: 0 S: 3 P: 3	1B: 9 SF: 0 2B: 3 SAC: 1 3B: 0 DP: 2 HR: 3 HBP: 0						

	AB	38
	R	7
	H	15
	RBI	6
	BB	1
	SO	4
	LOB	13

	WP: 1	PA: 40
	PB: 0	
	SB: 1	
	CS: 0	

PITCHER		IP	WLS	BF	H	R	ER	SO	BB	IBB	HBP	BLK	WP	HR	S	P	ERA	WHIP
Dick Ruthven, R ERA: 3.85	(1, 1)	5.0	L	22	8	5	5	3	0	0	0	1	1	2	28	28	9.00	1.600
Randy Lerch, L ERA: 4.54	(6, 1)	3.0		15	6	2	2	1	1	0	0	0	0	1	16	20	6.00	2.333
Warren Brusstar, R ERA: 2.65	(9, 1)	1.0		3	1	0	0	0	0	0	0	0	0	0	3	3	0.00	1.000

PITCHER	IP	WLS	BF	H	R	ER	SO	BB	IBB	HBP	BLK	WP	HR	S	P	ERA	WHIP

Batter	1	2	3	4	5	6	7	8	9	AB	R	H	RBI	BB	SO	LOB
Bake McBride, L (1, 9) OBP: 0.330, SLG: 0.351	L5		3-1 1-2		K		P6		4-3	5	0	0	0	0	1	3
Larry Bowa, S (1, 6) OBP: 0.326, SLG: 0.369	4-3		FC5-4 1B		FC4-6 FC6-4 1-2f 2-3		4-3		HR	5	1	2	1	0	0	2
Garry Maddox, R (1, 8) OBP: 0.351, SLG: 0.434 Jerry Martin, R (6, 8) OBP: 0.379, SLG: 0.505	K		FC5-4 1-2f		FC6-4 1-2f			HR 1B	4-3 BB 1B	3 2	0 1	0 2	0 0	0 0	1 0	4 0
Greg Luzinski, R (1, 7) OBP: 0.371, SLG: 0.536		6-3		F8		BB BB		1-H HR	4-3 1-2 BB	3	1	1	2	2	0	0
Richie Hebner, L (1, 5) OBP: 0.344, SLG: 0.398		L6		K		P6		8-4 BB 1B HBP	4-3 1-2 2-3	4	1	0	0	0	1	3
Jose Cardenal, R (1, 3) OBP: 0.355, SLG: 0.485		FC5-4 1B		1B		BB 1-2 BB		8-4 1-2 BB	BB	2	0	2	0	3	0	0
Bob Boone, R (1, 2) OBP: 0.331, SLG: 0.411		FC5-4 1-2f		L4		BB 1-2 BB		8-4 1-2f 2-3	K	4	0	0	0	1	1	7
Ted Sizemore, R (1, 4) OBP: 0.286, SLG: 0.233			L6		FC4-6 1B 1B	P1		3-H 1B		4	0	2	1	0	0	2
Dick Ruthven, R (1, 1) OBP: 0.143, SLG: 0.200 Davey Johnson, R (5, PH) OBP: 0.283, SLG: 0.305 Randy Lerch, L (6, 1) OBP: 0.250, SLG: 0.320 Tim McCarver, L (8, PH) OBP: 0.352, SLG: 0.311 Mike Schmidt, R (8, PH) OBP: 0.348, SLG: 0.439 Warren Brusstar, R (9, 1) OBP: 0.333, SLG: 0.667			3-1 1B		FC4-6 1-2 1B		G3	F9		1 1 1 0 1 0	0 1 0 0 0 0	1 0 0 0 0 0	0 0 0 0 0 0	0 0 0 0 0 0	0 0 0 0 1 0	0 0 0 0 1 0
Inning Stats	R: 0 E: 0 K: 1 S: 5 H: 0 LOB: 0 BB: 0 P: 5	R: 0 E: 0 K: 0 S: 4 H: 1 LOB: 1 BB: 0 P: 4	R: 0 E: 0 K: 0 S: 5 H: 2 LOB: 2 BB: 0 P: 5	R: 0 E: 0 K: 1 S: 6 H: 1 LOB: 1 BB: 0 P: 6	R: 0 E: 0 K: 1 S: 7 H: 2 LOB: 2 BB: 0 P: 7	R: 0 E: 0 K: 0 S: 2 H: 0 LOB: 2 BB: 3 P: 14	R: 0 E: 0 K: 0 S: 3 H: 0 LOB: 0 BB: 0 P: 3	R: 3 E: 0 K: 0 S: 5 H: 3 LOB: 1 BB: 1 P: 10	R: 1 E: 0 K: 1 S: 7 H: 2 LOB: 3 BB: 2 P: 15	1B: 9 2B: 1 3B: 0 HR: 2 SF: 0 SAC: 0 DP: 1 HBP: 1						

PITCHER		IP	WLS	BF	H	R	ER	SO	BB	IBB	HBP	BLK	WP	HR	S	P	ERA	WHIP
Steve Rogers, R ERA: 2.13	(1, 1)	7.2	W	35	9	3	3	3	4	0	1	0	0	1	36	53	3.52	1.696
Darold Knowles, L ERA: 2.19	(8, 1)	1.0		6	2	1	1	0	1	0	0	0	0	0	5	9	9.00	3.000
Mike Garman, R ERA: 5.59	(9, 1)	0.1	S	2	0	0	0	1	1	0	0	0	0	0	3	7	0.00	3.000

PITCHER	IP	WLS	BF	H	R	ER	SO	BB	IBB	HBP	BLK	WP	HR	S	P	ERA	WHIP

BOTTOM

Montreal Expos @ Philadelphia Phillies

Veterans Stadium, Philadelphia, PA

Fri Jul 07 1978, 7:05 PM EDT

Att. 45,193 - Unknown

livebaseballscorecards.com

AB	36
R	4
H	11
RBI	4
BB	6
SO	4
LOB	22

Batter	1	2	3	4	5	6	7	8	9	AB	R	H	RBI	BB	SO	LOB
Dave Cash, R (1, 4) OBP: 0.317, SLG: 0.341	S S S 0-3 ① K		x 0-0 ② F8		x 0-0 ③ 5-3			x 0-0 ② 6-3		4	0	0	0	0	1	0
Andre Dawson, R (1, 8) OBP: 0.298, SLG: 0.397	x 0-0 ② 4-3		x 0-0 S 2B 1B			x 0-0 ① F8		x 0-0 ③ F8		4	1	1	0	0	0	0
Ellis Valentine, R (1, 9) OBP: 0.338, SLG: 0.502	S S S 0-3 ③ K		x 0-0 1-H 2B			x 0-0 ② P4			x 0-0 ① 6-3	4	0	1	1	0	1	0
Tony Perez, R (1, 3) OBP: 0.315, SLG: 0.434		S S S 0-3 ① K	x 0-0 ③ 6-3			x 0-0 ③ G3			S S S 0-3 ② K	4	0	0	0	0	2	1
Larry Parrish, R (1, 5) OBP: 0.310, SLG: 0.458		x 0-0 ② P6		S S S 0-3 ① K			x 0-0 ① F9		x 0-0 2B	4	0	1	0	0	1	0
Warren Cromartie, L (1, 7) OBP: 0.313, SLG: 0.368		x 0-0 1B 2B		x 0-0 ② 6-3			x 0-0 ② 6-3		x 0-0 ③ F7	4	1	1	0	0	0	1
Gary Carter, R (1, 2) OBP: 0.312, SLG: 0.354		B B B 4-0 1B BB		x 0-0 ③ F8			x 0-0 HR			2	1	1	1	1	0	0
Chris Speier, R (1, 6) OBP: 0.338, SLG: 0.332		x 0-0 ③ 1-3 2-H 1B			x 0-0 ① F8		x 0-0 ③ F9			3	0	1	1	0	0	0
Woodie Fryman, R (1, 1) OBP: 0.040, SLG: 0.083 Wayne Twitchell, R (6, 1) OBP: 0.200, SLG: 0.111 Rudy May, L (6, 1) OBP: 0.250, SLG: 0.242 Gerry Pirtle, R (6, 1) Del Unser, L (8, PH) OBP: 0.318, SLG: 0.326 Darold Knowles, L (8, 1) OBP: 0.500, SLG: 0.500			x 0-0 ① P4		x 0-0 ② L3			S S S 0-3 ① K		2 0 0 0 1 0	0 0 0 0 0 0	0 0 0 0 0 0	0 0 0 0 0 0	0 0 0 0 1 0	0 0 0 0 0 0	0 0 0 0 0 0
Inning Stats	R: 0 E: 0 K: 2 S: 7 H: 0 LOB: 0 BB: 0 P: 7	R: 1 E: 0 K: 1 S: 6 H: 2 LOB: 2 BB: 1 P: 10	R: 1 E: 0 K: 0 S: 5 H: 2 LOB: 1 BB: 0 P: 5	R: 0 E: 0 K: 1 S: 5 H: 0 LOB: 0 BB: 0 P: 5	R: 0 E: 0 K: 0 S: 3 H: 0 LOB: 0 BB: 0 P: 3	R: 0 E: 0 K: 0 S: 3 H: 0 LOB: 0 BB: 0 P: 3	R: 1 E: 0 K: 0 S: 4 H: 1 LOB: 0 BB: 0 P: 4	R: 0 E: 0 K: 1 S: 5 H: 0 LOB: 0 BB: 0 P: 5	R: 0 E: 0 K: 1 S: 6 H: 1 LOB: 1 BB: 0 P: 6	1B: 2 2B: 3 3B: 0 HR: 1 SF: 0 SAC: 0 DP: 0 HBP: 0						

PITCHER		IP	WLS	BF	H	R	ER	SO	BB	IBB	HBP	BLK	WP	HR	S	P	ERA	WHIP
Larry Christenson, R ERA: 3.59	(1, 1)	6.0	W	22	4	2	2	4	1	0	0	0	0	0	29	33	3.00	0.833
Ron Reed, R ERA: 2.35	(7, 1)	3.0	S	11	2	1	1	2	0	0	0	0	0	1	15	15	3.00	0.667

PITCHER	IP	WLS	BF	H	R	ER	SO	BB	IBB	HBP	BLK	WP	HR	S	P	ERA	WHIP

TOP

Montreal Expos @ Philadelphia Phillies

Veterans Stadium, Philadelphia, PA

Sat Jul 08 1978, 7:05 PM EDT

Unknown

livebaseballscorecards.com

AB	32
R	3
H	6
RBI	3
BB	1
SO	6
LOB	2

PA: 33

WP: 0 PB: 0 SB: 1 CS: 0

Batter	1	2	3	4	5	6	7	8	9	AB	R	H	RBI	BB	SO	LOB
Jerry Martin, R (1, 9) (7, 8) OBP: 0.380, SLG: 0.496	0-0 1B 1B 1B		0-0 6-3 ①		0-0 E6 1B	1-0 BLK HBP		0-3 K ③		4	1	1	0	0	1	1
Larry Bowa, S (1, 6) OBP: 0.328, SLG: 0.371	0-0 L6-4 1B 1B 1-3		0-0 6-3 ②		0-0 ② 1-2 2-H 1B	0-3 ② 1-2 K				4	0	2	0	0	1	1
Garry Maddox, R (1, 8) OBP: 0.356, SLG: 0.439 Ron Reed, R (7, 1)	0-0 1-2 3-H 1B		0-0 1B		0-0 F8 ③	0-0 1B				4 0	0 0	3 0	1 0	0 0	0 0	2 0
Greg Luzinski, R (1, 7) OBP: 0.370, SLG: 0.530	0-0 F7 ①		0-0 F8 ③			1-0 FC5-4 HBP 0-3 K				3	0	0	0	0	1	5
Jose Cardenal, R (1, 3) OBP: 0.342, SLG: 0.467	0-0 ② L6-4 ③ 2-3			0-0 5-3 ①		0-0 FC5-4 ① 1B BB 1-2f BB	0-0 6-3 ①			4	1	0	0	0	0	3
Davey Johnson, R (1, 5) (7, 4) OBP: 0.292, SLG: 0.298		0-0 5-3 ①		0-0 6-3 ②		B B B B 4-0 BB 1B 1-2 HR BB	B B B B 4-0 G5-4-3 BB			2	1	0	0	2	0	0
Bob Boone, R (1, 2) OBP: 0.329, SLG: 0.408		0-0 6-3 ②		0-0 F8 ③		0-0 BB 1-2 HR 2-3 1B	0-0 ② G5-4-3 ③ 1-2f			4	1	1	0	0	0	1
Ted Sizemore, R (1, 4) OBP: 0.300, SLG: 0.242 Richie Hebner, L (6, PH) (7, 5) OBP: 0.350, SLG: 0.398	0-0 1B			B B B B 4-0 SH1-4 1B BB		B B B B 4-0 1-2 2-3 HR 3-H BB		B B B B 4-0 K BB		1 0	0 1	1 0	0 1	1 2	0 0	0 0
Larry Christenson, R (1, 1) OBP: 0.158, SLG: 0.222 Bake McBride, L (6, PH) (7, 9) OBP: 0.331, SLG: 0.364	0-3 ③ K				0-0 ① SH1-4 1-2	0-0 1-H 2-H HR 3-H		0-3 ①② K 1-2		1 2	0 1	0 1	0 4	0 0	1 1	1 1
Inning Stats	R: 1 H: 3 E: 0 LOB: 1 K: 0 BB: 0 S: 5 P: 5	R: 0 H: 1 E: 0 LOB: 1 K: 1 BB: 0 S: 6 P: 6	R: 0 H: 1 E: 0 LOB: 1 K: 0 BB: 0 S: 4 P: 4	R: 0 H: 0 E: 0 LOB: 0 K: 0 BB: 0 S: 3 P: 3	R: 0 H: 1 E: 1 LOB: 2 K: 0 BB: 1 S: 4 P: 8	R: 5 H: 3 E: 0 LOB: 2 K: 2 BB: 2 S: 10 P: 20	R: 0 H: 0 E: 0 LOB: 0 K: 0 BB: 1 S: 2 P: 6	R: 0 H: 0 E: 0 LOB: 0 K: 2 BB: 1 S: 6 P: 10		1B: 8 SF: 0 2B: 1 SAC: 1 3B: 0 DP: 2 HR: 1 HBP: 2						

PITCHER		IP	WLS	BF	H	R	ER	SO	BB	IBB	HBP	BLK	WP	HR	S	P	ERA	WHIP
Woodie Fryman, L ERA: 4.54	(1, 1)	5.1	L	24	6	3	3	1	2	0	1	0	0	0	23	32	5.06	1.500
Wayne Twitchell, R ERA: 5.89	(6, 1)	0.0		2	1	0	0	0	1	0	0	0	0	0	1	5	∞	∞
Rudy May, L ERA: 4.56	(6, 1)	0.1		4	2	3	3	1	0	0	1	1	0	1	5	6	81.00	6.000
Gerry Pirtle, R ERA:	(6, 1)	1.1		4	0	0	0	1	1	0	0	0	0	0	5	9	0.00	0.750
Darold Knowles, L ERA: 2.13	(8, 1)	1.0		3	0	0	0	2	1	0	0	0	0	0	6	10	0.00	1.000

PITCHER	IP	WLS	BF	H	R	ER	SO	BB	IBB	HBP	BLK	WP	HR	S	P	ERA	WHIP

BOTTOM

Montreal Expos @ Philadelphia Phillies

Veterans Stadium, Philadelphia, PA

Sat Jul 08 1978, 7:05 PM EDT

Unknown

livebaseballscorecards.com

AB	29
R	6
H	9
RBI	6
BB	5
SO	5
LOB	15

Montreal Expos @ Philadelphia Phillies

Veterans Stadium, Philadelphia, PA

Sat Jul 08 1978, 7:05 PM EDT

Att. 50,098 - Unknown

TOP

livebaseballscorecards.com

Batter	1	2	3	4	5	6	7	8	9	AB	R	H	RBI	BB	SO	LOB
Dave Cash, R (1, 4) OBP: 0.316, SLG: 0.338	F8	P4		5-3		BB		SH2-4 1-2 2-3		3	0	0	0	1	0	1
Pepe Frias, R (8, 4) OBP: 0.429, SLG: 1.000										0	0	0	0	0	0	0
Andre Dawson, R (1, 8) OBP: 0.297, SLG: 0.392	F8		6-3	6-3		F8		1B IBB		4	0	0	0	1	0	1
Ellis Valentine, R (1, 9) OBP: 0.338, SLG: 0.500	1B		F8	K		K		G6-4-3 1-2 2-H 3-H 1B		5	0	2	2	0	2	1
Sam Mejias, R (8, PR) OBP: 0.261, SLG: 0.190 (8, 9)										0	0	0	0	0	0	0
Larry Parrish, R (1, 5) OBP: 0.311, SLG: 0.472	P6		HR		4-3 2B		6-3	G6-4-3 1-2f		5	2	2	1	0	0	3
Warren Cromartie, L (1, 7) OBP: 0.311, SLG: 0.375		4-3	HR		4-3 2-3		6-3		4-3	5	1	1	1	0	0	1
Gary Carter, R (1, 2) OBP: 0.317, SLG: 0.367		5-3 3B	1B 2B		L4		BB		P3	4	2	2	0	1	0	1
Del Unser, L (1, 3) OBP: 0.330, SLG: 0.337		4-0 5-3 1B BB	4-0 1B BB		3-H 2B		F2		4-3	3	1	1	1	2	0	1
Chris Speier, R (1, 6) OBP: 0.340, SLG: 0.335		5-3 1-2 3-H	1-2 2-H 1B		K			SH2-4 1B 1B		4	1	2	2	0	1	2
Hal Dues, R (1, 1) OBP: 0.190, SLG: 0.190		2-H 1B	K			4-3		1-2 SH2-4 1B 1B		4	1	2	1	0	1	2
Inning Stats	R: 0 E: 0 K: 0 S: 4 H: 1 LOB: 1 BB: 0 P: 4	R: 2 E: 0 K: 0 S: 5 H: 2 LOB: 1 BB: 1 P: 9	R: 3 E: 0 K: 1 S: 9 H: 4 LOB: 2 BB: 1 P: 13	R: 0 E: 0 K: 1 S: 5 H: 0 LOB: 0 BB: 0 P: 5	R: 1 E: 0 K: 1 S: 7 H: 2 LOB: 1 BB: 0 P: 7	R: 0 E: 0 K: 1 S: 5 H: 0 LOB: 1 BB: 1 P: 9	R: 0 E: 0 K: 0 S: 3 H: 0 LOB: 1 BB: 1 P: 7	R: 2 E: 0 K: 0 S: 5 H: 3 LOB: 2 BB: 1 P: 9	R: 0 E: 0 K: 0 S: 3 H: 0 LOB: 0 BB: 0 P: 3	1B: 6 2B: 3 3B: 1 HR: 2 SF: 0 SAC: 1 DP: 1 HBP: 0						

	AB	37
	R	8
	H	12
	RBI	8
	BB	5
	SO	4
	LOB	13

WP: 0 PB: 0 SB: 0 CS: 0 PA: 43

PITCHER		IP	WLS	BF	H	R	ER	SO	BB	IBB	HBP	BLK	WP	HR	S	P	ERA	WHIP
Jim Lonborg, R ERA: 3.9	(1, 1)	2.2	L	16	6	5	5	0	2	0	0	0	0	2	14	22	16.88	3.000
Warren Brusstar, R ERA: 2.63	(3, 1)	0.1		2	1	0	0	1	0	0	0	0	0	0	4	4	0.00	3.000
Ron Reed, R ERA: 2.43	(4, 1)	2.0		8	2	1	1	2	0	0	0	0	0	0	12	12	4.50	1.000
Tug McGraw, L ERA: 2.36	(6, 1)	2.0		8	0	0	0	1	2	0	0	0	0	0	8	16	0.00	1.000
Randy Lerch, L ERA: 4.65	(8, 1)	2.0		9	3	2	2	0	0	1	0	0	0	0	8	12	9.00	1.500

PITCHER	IP	WLS	BF	H	R	ER	SO	BB	IBB	HBP	BLK	WP	HR	S	P	ERA	WHIP

BOTTOM

Montreal Expos @ Philadelphia Phillies

Veterans Stadium, Philadelphia, PA

Sat Jul 08 1978, 7:05 PM EDT

Att. 50,098 - Unknown

Batter	1	2	3	4	5	6	7	8	9	AB	R	H	RBI	BB	SO	LOB
Bake McBride, L (1, 9) OBP: 0.326, SLG: 0.358	4-3		F9		K		G4-6-3 1-2f			4	0	0	0	0	1	3
Randy Lerch, L (8, 1) OBP: 0.250, SLG: 0.320										0	0	0	0	0	0	0
Larry Bowa, S (1, 6) OBP: 0.327, SLG: 0.369	G6-3 1B		E3 1B		G3			F2		4	0	1	0	0	0	1
Jose Cardenal, R (1, 3) OBP: 0.339, SLG: 0.459 (8, 9)	G6-3 1-2f		FC6-4 1-3 1B			F8		F9		4	0	1	0	0	0	1
Greg Luzinski, R (1, 7) OBP: 0.368, SLG: 0.524		BB BB	FC6-4 1-2f			F7		K		3	0	0	0	1	1	2
Richie Hebner, L (1, 5) OBP: 0.352, SLG: 0.412		F7		4-3		HR			G4-6-3 BB	3	1	1	1	1	0	1
Jerry Martin, R (1, 8) OBP: 0.368, SLG: 0.479		F8		K		F8			G4-6-3 1-2f	4	0	0	0	0	1	2
Bob Boone, R (1, 2) OBP: 0.336, SLG: 0.421		BB 1-2		F8			1B 2B		2B	3	0	2	0	1	0	0
Bud Harrelson, S (1, 4) OBP: 0.313, SLG: 0.218		K			6-3		P6		4-3	4	0	0	0	0	1	4
Jim Lonborg, R (1, 1) OBP: 0.381, SLG: 0.276 Warren Brusstar, R (3, 1) OBP: 0.000, SLG: 0.000 Ted Sizemore, R (3, PH) OBP: 0.292, SLG: 0.239 Ron Reed, R (4, 1) Mike Schmidt, R (5, PH) OBP: 0.261, SLG: 0.439 Dick Ruthven, R (5, PR) OBP: 0.143, SLG: 0.200 Tug McGraw, R (6, 1) Tim McCarver, L (7, PH) OBP: 0.360, SLG: 0.320 (8, 3)			G3		BB		G4-6-3 2-3 1B			0	0	0	0	0	0	0
										0	0	0	0	0	0	0
										1	0	0	0	0	0	0
										0	0	0	0	0	0	0
										0	0	0	0	1	0	0
										0	0	0	0	0	0	0
										0	0	0	0	0	0	0
										1	0	1	0	0	0	0
Inning Stats	R: 0 E: 0 K: 0 S: 3 H: 1 LOB: 0 BB: 0 P: 3	R: 0 E: 0 K: 1 S: 5 H: 0 LOB: 2 BB: 2 P: 13	R: 0 E: 1 K: 0 S: 5 H: 1 LOB: 2 BB: 0 P: 5	R: 0 E: 0 K: 1 S: 5 H: 0 LOB: 0 BB: 0 P: 5	R: 0 E: 0 K: 1 S: 5 H: 0 LOB: 1 BB: 1 P: 9	R: 1 E: 0 K: 0 S: 4 H: 1 LOB: 0 BB: 0 P: 4	R: 0 E: 0 K: 0 S: 4 H: 2 LOB: 1 BB: 0 P: 4	R: 0 E: 0 K: 1 S: 5 H: 0 LOB: 0 BB: 0 P: 5	R: 0 E: 0 K: 0 S: 3 H: 1 LOB: 1 BB: 1 P: 7	1B: 3 2B: 2 3B: 0 HR: 1	SF: 0 SAC: 0 DP: 3 HBP: 0						

AB	31
R	1
H	6
RBI	1
BB	4
SO	4
LOB	14

PITCHER		IP	WLS	BF	H	R	ER	SO	BB	IBB	HBP	BLK	WP	HR	S	P	ERA	WHIP
Hal Dues, R ERA: 2.25	(1, 1)	9.0	W	35	6	1	1	4	4	0	0	0	0	1	39	55	1.00	1.111

PITCHER	IP	WLS	BF	H	R	ER	SO	BB	IBB	HBP	BLK	WP	HR	S	P	ERA	WHIP

WP: 0 PB: 0 SB: 0 CS: 0 PA: 35

livebaseballscorecards.com

Montreal Expos @ Philadelphia Phillies

Veterans Stadium, Philadelphia, PA

Sun Jul 09 1978, 3:33 AM EDT

Att. 40,949 - Unknown

TOP

livebaseballscorecards.com

Batter	1	2	3	4	5	6	7	8	9	AB	R	H	RBI	BB	SO	LOB
Dave Cash, R (1, 4) OBP: 0.315, SLG: 0.346	HR	K			K		5-3		K	4	1	1	1	0	2	1
Darold Knowles, L (7, 1) OBP: 0.333, SLG: 0.333										1	0	0	0	0	1	0
Andre Dawson, R (1, 8) OBP: 0.296, SLG: 0.399	F8		K		K			HR	5-3	5	1	1	1	0	2	0
Ellis Valentine, R (1, 9) OBP: 0.342, SLG: 0.515	HR		5-3			CS S 1B		6-3	FC5 2B	5	1	3	1	0	0	0
Tony Perez, R (1, 3) OBP: 0.320, SLG: 0.435	1B 1B		K			F8		1B HR 1B	IBB	4	1	2	0	1	1	1
Del Unser, L (9, PR) OBP: 0.330, SLG: 0.337 (9, 3)										0	0	0	0	0	0	0
Larry Parrish, R (1, 5) OBP: 0.306, SLG: 0.464	F8			K	K 1-3			P4	FC5 2-3f	5	0	0	0	0	2	5
Warren Cromartie, L (1, 7) OBP: 0.316, SLG: 0.386	CS 1-2 1B			3B		K		HR 1-3 1B		4	1	3	0	0	1	1
Gary Carter, R (1, 2) OBP: 0.319, SLG: 0.389	CS 1-2	HR		F9			5-3	HR 1-H 3-H		4	2	2	4	0	0	1
Chris Speier, R (1, 6) OBP: 0.339, SLG: 0.333		F9		F9			F7	FC6-4 1B		4	0	1	0	0	0	1
Dan Schatzeder, L (1, 1) OBP: 0.200, SLG: 0.200		K			F8		2B	FC6-4 1-2f		1	0	0	0	0	1	0
Gerry Pirtle, R (2, 1)										0	0	0	0	0	0	0
Sam Mejias, R (5, PH) OBP: 0.250, SLG: 0.182										1	0	0	0	0	0	0
Stan Bahnsen, R (5, 1)										0	0	0	0	0	0	0
Mike Garman, R (6, 1)										0	0	0	0	0	0	0
Stan Papi, R (7, PH) OBP: 0.337, SLG: 0.360										2	0	1	0	0	0	1
(7, 4)																

	AB	40
	R	7
	H	14
	RBI	7
	BB	1
	SO	10
	LOB	11

Inning Stats	1	2	3	4	5	6	7	8	9
	R: 2 E: 0 K: 0 S: 6	H: 4 LOB: 1 BB: 0 P: 6	R: 1 E: 0 K: 2 S: 8	H: 1 LOB: 0 BB: 0 P: 8	R: 0 E: 0 K: 2 S: 7	H: 0 LOB: 0 BB: 0 P: 7	R: 0 E: 0 K: 1 S: 6	H: 1 LOB: 1 BB: 0 P: 6	R: 0 E: 0 K: 2 S: 7	H: 0 LOB: 0 BB: 0 P: 7	R: 0 E: 0 K: 2 S: 8	H: 1 LOB: 1 BB: 0 P: 8	R: 0 E: 0 K: 0 S: 4	H: 1 LOB: 1 BB: 0 P: 4	R: 4 E: 0 K: 0 S: 8	H: 5 LOB: 1 BB: 0 P: 8	R: 0 E: 0 K: 1 S: 6	H: 1 LOB: 2 BB: 1 P: 10

	1B: 6	SF: 0	WP: 0	PA: 42
	2B: 2	SAC: 0	PB: 0	
	3B: 1	DP: 0	SB: 1	
	HR: 5	HBP: 0	CS: 2	

PITCHER		IP	WLS	BF	H	R	ER	SO	BB	IBB	HBP	BLK	WP	HR	S	P	ERA	WHIP
Steve Carlton, L ERA: 2.88	(1, 1)	7.0		29	9	4	4	9	0	0	0	0	0	4	47	47	5.14	1.286
Rawly Eastwick, R ERA: 4.08	(8, 1)	1.0		7	4	3	3	0	0	0	0	0	0	1	7	7	27.00	4.000
Tug McGraw, L ERA: 2.31	(9, 1)	1.0	W	5	1	0	0	1	0	1	0	0	0	0	6	10	0.00	1.000

PITCHER	IP	WLS	BF	H	R	ER	SO	BB	IBB	HBP	BLK	WP	HR	S	P	ERA	WHIP

Batter	1	2	3	4	5	6	7	8	9	AB	R	H	RBI	BB	SO	LOB
Jerry Martin, R (1, 9) OBP: 0.377, SLG: 0.492	F9	1-3 2B		6-3		FC6-4 1B 1-2 2-H			2B 1B 1B	5	1	3	1	0	0	0
Larry Bowa, S (1, 6) OBP: 0.323, SLG: 0.364	F8	P2			P4	FC6-4 1-2f 2-3			P2	5	0	0	0	0	0	5
Garry Maddox, R (1, 8) OBP: 0.354, SLG: 0.438	K		F9		K	F8			1B 1B 2B 1-3	5	1	1	0	0	2	2
Greg Luzinski, R (1, 7) OBP: 0.372, SLG: 0.525		2B 2B	WP BB		F8		6-3		1B 1B IBB	3	1	1	0	2	0	0
Jose Cardenal, R (1, 3) OBP: 0.358, SLG: 0.478		HR 2B 2-H	F8			HR 1B	G4-6-3 BB		1B 1B 1-2 2-3 3-H	4	2	3	2	1	0	1
Richie Hebner, L (1, 5) OBP: 0.362, SLG: 0.448		HR HR 2-H	IBB 1-3			HR HR 1-H	G4-6-3 1-2f		1B 1B 1-2 2-3 3-H	4	2	3	5	1	0	1
Tim McCarver, L (1, 2) OBP: 0.359, SLG: 0.321		CS 1B	F7			F9		L4		3	0	1	0	0	0	2
Bob Boone, R (8, 2) OBP: 0.335, SLG: 0.419										1	0	0	0	0	0	0
Ted Sizemore, R (1, 4) OBP: 0.295, SLG: 0.240		F3		F7		1B 1B 1B		5-3		4	1	1	0	0	0	1
Steve Carlton, L (1, 1) OBP: 0.319, SLG: 0.333		2B BB 1-2		3-1		FC6-4 1B 1-2		5-3		2	0	1	0	1	0	0
Rawly Eastwick, R (8, 1)										0	0	0	0	0	0	0
Mike Schmidt, R (8, PH) OBP: 0.349, SLG: 0.437										1	0	0	0	0	0	0
Tug McGraw, R (9, 1)										0	0	0	0	0	0	0
Inning Stats	R: 0 E: 0 K: 1 S: 5 H: 0 LOB: 0 BB: 0 P: 5	R: 3 E: 0 K: 0 S: 7 H: 5 LOB: 2 BB: 1 P: 11	R: 0 E: 0 K: 0 S: 3 H: 0 LOB: 2 BB: 2 P: 11	R: 0 E: 0 K: 0 S: 3 H: 0 LOB: 0 BB: 0 P: 3	R: 0 E: 0 K: 1 S: 5 H: 0 LOB: 0 BB: 0 P: 5	R: 3 E: 0 K: 0 S: 8 H: 5 LOB: 2 BB: 0 P: 8	R: 0 E: 0 K: 0 S: 2 H: 0 LOB: 0 BB: 1 P: 6	R: 0 E: 0 K: 0 S: 3 H: 0 LOB: 0 BB: 0 P: 3	R: 2 E: 0 K: 0 S: 5 H: 4 LOB: 3 BB: 1 P: 9	1B: 8 2B: 4 3B: 0 HR: 2 SF: 0 SAC: 0 DP: 1 HBP: 0						

PITCHER		IP	WLS	BF	H	R	ER	SO	BB	IBB	HBP	BLK	WP	HR	S	P	ERA	WHIP
Dan Schatzeder, L ERA: 2.98	(1, 1)	1.2		10	5	3	3	1	1	0	0	0	0	1	11	15	16.20	3.600
Gerry Pirtle, R ERA:	(2, 1)	2.1		9	0	0	0	0	1	1	0	0	1	0	7	15	0.00	0.429
Stan Bahnsen, R ERA: 4.1	(5, 1)	1.1		9	5	3	3	1	0	0	0	0	0	1	11	11	20.25	3.750
Mike Garman, R ERA: 5.5	(6, 1)	0.2		2	0	0	0	0	0	0	0	0	0	0	2	2	0.00	0.000
Darold Knowles, L ERA: 2.45	(7, 1)	2.1	L	12	4	2	2	0	1	1	0	0	0	0	10	18	7.71	2.143

PITCHER	IP	WLS	BF	H	R	ER	SO	BB	IBB	HBP	BLK	WP	HR	S	P	ERA	WHIP

BOTTOM

Montreal Expos @ Philadelphia Phillies

Veterans Stadium, Philadelphia, PA

Sun Jul 09 1978, 3:33 AM EDT

Att. 40,949 - Unknown

livebaseballscorecards.com

AB	37
R	8
H	14
RBI	8
BB	5
SO	2
LOB	12

WP: 2	PA: 42		
PB: 0			
SB: 0			
CS: 1			

Houston Astros @ Montreal Expos

Olympic Stadium, Montreal, QB

Thu Jul 13 1978, 7:05 PM EDT

Att. 15,337 - Unknown

TOP

livebaseballscorecards.com

Batter	1	2	3	4	5	6	7	8	9	AB	R	H	RBI	BB	SO	LOB
Terry Puhl, L (1, 8) OBP: 0.341, SLG: 0.401	F5		E3 G6-4-3		G3			1-3		4	0	0	0	0	0	2
Joe Sambito, L (8, 1)										0	0	0	0	0	0	0
Jesus Alou, R (1, 7) OBP: 0.333, SLG: 0.367	F4		G6-4-3 1-2f			6-3			3-1	4	0	0	0	0	0	2
Enos Cabell, R (1, 5) OBP: 0.324, SLG: 0.391	F8			E5 4-3		CS 1B			G6-4-3 1B	4	0	2	0	0	0	0
Bob Watson, R (1, 3) OBP: 0.361, SLG: 0.463		1-3		F9		6-3 1-2			G6-4-3 1-2f	4	0	0	0	0	0	3
Art Howe, R (1, 4) OBP: 0.334, SLG: 0.415		BLK BB		4-3 1-2			G6-3 1B			2	0	1	0	1	0	1
Jose Cruz, L (1, 9) OBP: 0.348, SLG: 0.408		F7 1-2		K			G6-3 1-2f			3	0	0	0	0	1	3
Luis Pujols, R (1, 2) OBP: 0.250, SLG: 0.250		K			F7		F8			3	0	0	0	0	1	1
Mike Fischlin, R (1, 6) OBP: 0.203, SLG: 0.148			5-3		SH2-4 1B			BB		2	0	1	0	1	0	0
Joe Niekro, R (1, 1) OBP: 0.261, SLG: 0.304			2B		SH2-4 1-2			G1-6-3 1-2f		1	0	1	0	0	0	0
Ken Forsch, R (6, 1) OBP: 0.143, SLG: 0.143										0	0	0	0	0	0	0
Wilbur Howard, S (8, PH) OBP: 0.299, SLG: 0.343										1	0	0	0	0	0	1
(8, 8)																

| | | | | | | | | | | | | | | | |

Houston Astros @ Montreal Expos

Olympic Stadium, Montreal, QB

Thu Jul 13 1978, 7:05 PM EDT

Att. 15,337 - Unknown

BOTTOM

Batter	1	2	3	4	5	6	7	8	9	AB	R	H	RBI	BB	SO	LOB
Dave Cash, R (1, 4) OBP: 0.316, SLG: 0.345 Del Unser, L (9, 3) OBP: 0.330, SLG: 0.337	F3		BBBB 4-0 1-2 BB			0-0 SH2-3 1B 1B	0-0 F9	0-0 FC5 2-3f		4 0	1 0	1 0	0 0	1 0	0 0	3 0
Andre Dawson, R (1, 8) OBP: 0.293, SLG: 0.395	F8		SSS 0-3 K			0-0 SH2-3 1-2	0-0 FC6-4 S 1-2f			3	0	0	0	0	1	3
Ellis Valentine, R (1, 9) OBP: 0.341, SLG: 0.511	F7			F8		0-0 1B 1B 2-H 1B	0-0 5-3 1-2			4	1	1	1	0	0	1
Tony Perez, R (1, 3) OBP: 0.322, SLG: 0.440 Pepe Frias, R (8, PR) (9, 4) OBP: 0.429, SLG: 1.000		F4		5-3		0-0 1B PB 1-2 1B		0-0 2B 2B		4 0	1 1	2 0	0 0	0 0	0 0	0 0
Larry Parrish, R (1, 5) OBP: 0.305, SLG: 0.464		1-3		SSS 0-3 K		0-0 F7		0-0 1B 2-H 2B		4	1	1	1	0	1	2
Warren Cromartie, L (1, 7) OBP: 0.318, SLG: 0.387		F9			0-0 G6-4-3 PB 1B	0-0 PB 2B 1-3 2-H 1B		0-0 F7		4	1	2	1	0	0	1
Gary Carter, R (1, 2) OBP: 0.324, SLG: 0.394			0-0 6-3		H 1-0 G6-4-3 HBP 1-2	0-0 1-H 3-H 2B		BBBB 4-0 FC5 1B BB		2	0	1	1	1	0	0
Chris Speier, R (1, 6) OBP: 0.338, SLG: 0.336			0-0 FC1 2B		0-0 G6-4-3 1-2f 2-3	0-0 G3		SSS 0-3 K		4	0	1	0	0	1	5
Ross Grimsley, L (1, 1) OBP: 0.208, SLG: 0.163			0-0 FC1 BB 2-3		SSS 0-3 K		0-0 FC6-4 1B	0-0 1-2 2-H 1B		4	0	2	1	0	1	2
Inning Stats	R: 0 H: 0 E: 0 LOB: 0 K: 0 BB: 0 S: 3 P: 3	R: 0 H: 0 E: 0 LOB: 0 K: 0 BB: 0 S: 3 P: 3	R: 0 H: 1 E: 0 LOB: 2 K: 1 BB: 1 S: 6 P: 10	R: 0 H: 0 E: 0 LOB: 0 K: 1 BB: 0 S: 5 P: 5	R: 0 H: 1 E: 0 LOB: 1 K: 1 BB: 0 S: 5 P: 6	R: 4 H: 5 E: 0 LOB: 1 K: 0 BB: 0 S: 8 P: 8	R: 0 H: 1 E: 0 LOB: 1 K: 0 BB: 0 S: 4 P: 4	R: 2 H: 3 E: 0 LOB: 2 K: 1 BB: 1 S: 8 P: 12		1B: 7 SF: 0 2B: 4 SAC: 1 3B: 0 DP: 1 HR: 0 HBP: 1						

livebaseballscorecards.com

AB	33
R	6
H	11
RBI	5
BB	2
SO	4
LOB	17

WP: 0 PA: 37
PB: 2
SB: 1
CS: 0

PITCHER		IP	WLS	BF	H	R	ER	SO	BB	IBB	HBP	BLK	WP	HR	S	P	ERA	WHIP
Joe Niekro, R ERA: 5.69	(1, 1)	5.2	L	25	7	4	4	3	1	0	1	0	0	0	29	34	6.35	1.412
Ken Forsch, R ERA: 3.18	(6, 1)	1.1		5	1	0	0	0	0	0	0	0	0	0	5	5	0.00	0.750
Joe Sambito, L ERA: 3.35	(8, 1)	1.0		7	3	2	2	1	1	0	0	0	0	0	8	12	18.00	4.000

PITCHER	IP	WLS	BF	H	R	ER	SO	BB	IBB	HBP	BLK	WP	HR	S	P	ERA	WHIP

Batter	1	2	3	4	5	6	7	8	9	10	11	12	13	AB	R	H	RBI	BB	SO	LOB
Rafael Landestoy, S OBP: 0.357, SLG: 0.357	(1, 6) (9, 7)													6	1	3	0	0	1	1
Terry Puhl, L OBP: 0.344, SLG: 0.403	(1, 8)													6	1	3	0	0	0	3
Enos Cabell, R OBP: 0.325, SLG: 0.391	(1, 5)													5	1	2	0	0	0	3
Jose Cruz, L OBP: 0.345, SLG: 0.403	(1, 9)													6	0	1	1	0	1	3
Bob Watson, R OBP: 0.357, SLG: 0.457	(1, 3)													6	0	1	0	0	1	0
Art Howe, R OBP: 0.337, SLG: 0.416	(1, 4)													4	0	2	0	0	0	1
Jimmy Sexton, R OBP: 0.215, SLG: 0.162	(9, PR) (9, 4)													1	1	0	0	0	0	0
Dave Bergman, L OBP: 0.308, SLG: 0.154	(1, 7)													3	0	1	0	0	0	0
Jesus Alou, R OBP: 0.333, SLG: 0.367	(9, PH)													0	0	0	0	0	0	0
Wilbur Howard, S OBP: 0.304, SLG: 0.347	(9, PH) (9, 2)													2	0	1	0	0	0	1
Luis Pujols, R OBP: 0.255, SLG: 0.239	(1, 2)													2	0	0	0	1	2	0
Denny Walling, L OBP: 0.299, SLG: 0.306	(9, PH)													0	0	0	0	0	0	0
Reggie Baldwin, R OBP: 0.263, SLG: 0.375	(9, PH)													1	0	1	1	0	0	0
Mike Fischlin, R OBP: 0.203, SLG: 0.148	(9, 6)													0	0	0	0	0	0	0
J.R. Richard, R OBP: 0.123, SLG: 0.123	(1, 1)													4	0	0	0	0	1	3
Joe Niekro, R OBP: 0.250, SLG: 0.292	(12, PH)													1	0	0	0	0	0	1
Joe Sambito, L	(12, 1)													0	0	0	0	0	0	0
Ken Forsch, R OBP: 0.143, SLG: 0.143	(12, 1)													0	0	0	0	0	0	0
Inning Stats	R: 1 E: 1 K: 0 S: 4 H: 1 LOB: 0 BB: 0 P: 4	R: 0 E: 0 K: 0 S: 3 H: 0 LOB: 0 BB: 0 P: 3	R: 0 E: 0 K: 0 S: 3 H: 1 LOB: 1 BB: 1 P: 7	R: 1 E: 0 K: 1 S: 7 H: 3 LOB: 2 BB: 0 P: 7	R: 0 E: 0 K: 1 S: 7 H: 2 LOB: 2 BB: 0 P: 7	R: 0 E: 0 K: 1 S: 5 H: 1 LOB: 0 BB: 0 P: 5	R: 0 E: 0 K: 2 S: 7 H: 0 LOB: 0 BB: 0 P: 7	R: 0 E: 0 K: 1 S: 6 H: 1 LOB: 1 BB: 0 P: 6	R: 1 E: 0 K: 0 S: 5 H: 2 LOB: 2 BB: 0 P: 5	R: 0 E: 0 K: 0 S: 3 H: 1 LOB: 0 BB: 0 P: 3	R: 0 E: 0 K: 0 S: 3 H: 0 LOB: 0 BB: 0 P: 3	R: 0 E: 0 K: 0 S: 4 H: 1 LOB: 1 BB: 0 P: 4	R: 1 E: 0 K: 0 S: 4 H: 2 LOB: 0 BB: 0 P: 4	1B: 15 2B: 1 3B: 0 HR: 0	SF: 0 SAC: 2 DP: 3 HBP: 0	WP: 0 PB: 0 SB: 4 CS: 1	PA: 50		

PITCHER		IP	WLS	BF	H	R	ER	SO	BB	IBB	HBP	BLK	WP	HR	S	P	ERA	WHIP
Steve Rogers, R ERA: 2.12	(1, 1)	5.0		21	7	2	1	2	1	0	0	0	0	0	0	24	28	1.80	1.600
Rudy May, L ERA: 4.5	(6, 1)	3.1		12	3	1	1	4	0	0	0	0	0	0	0	20	20	2.70	0.900
Mike Garman, R ERA: 5.45	(9, 1)	0.1		1	0	0	0	0	0	0	0	0	0	0	0	1	1	0.00	0.000
Darold Knowles, L ERA: 2.38	(9, 1)	1.1		5	2	0	0	0	0	0	0	0	0	0	0	5	5	0.00	1.500
Gerry Pirtle, R ERA:	(11, 1)	2.0		7	1	0	0	0	0	0	0	0	0	0	0	7	7	0.00	0.500

PITCHER		IP	WLS	BF	H	R	ER	SO	BB	IBB	HBP	BLK	WP	HR	S	P	ERA	WHIP
Stan Bahnsen, R ERA: 4.28	(13, 1)	1.0	L	4	2	1	1	0	0	0	0	0	0	0	4	4	9.00	2.000

TOP

Houston Astros @ Montreal Expos

Olympic Stadium, Montreal, QB

Fri Jul 14 1978, 7:05 PM EDT

Unknown

livebaseballscorecards.com

AB	47
R	4
H	15
RBI	2
BB	1
SO	6
LOB	16

BOTTOM

Houston Astros @ Montreal Expos

Olympic Stadium, Montreal, QB

Fri Jul 14 1978, 7:05 PM EDT

Unknown

livebaseballscorecards.com

Batter	1	2	3	4	5	6	7	8	9	10	11	12	13	AB	R	H	RBI	BB	SO	LOB
Dave Cash, R (1, 4) OBP: 0.316, SLG: 0.342 Del Unser, L (9, 3) OBP: 0.333, SLG: 0.340	5-3		4-3 SH5-3 BB		E5 FC6-4 1-2		L9			FC6-4 1B		K		3	0	0	0	1	0	1
														2	0	1	0	0	1	3
Andre Dawson, R (1, 8) OBP: 0.289, SLG: 0.389	F4		SH5-3 1-2		FC6-4 E 1B 1-2f 2-3			F7		FC6-4 1-2f		F8		5	1	0	0	0	0	6
Ellis Valentine, R (1, 9) OBP: 0.341, SLG: 0.506	1B S 1B		4-3 2-3		E5 1B 1-2 3-H			CS BB			K		5-3	5	1	1	0	1	1	2
Tony Perez, R (1, 3) OBP: 0.324, SLG: 0.440 Pepe Frias, R (9, 4) OBP: 0.375, SLG: 0.875 Ed Herrmann, L (13, PH) OBP: 0.186, SLG: 0.145	S 1-3 1B		K		FC1-6 1-3 2-H 1B			K 1-2			K		4-3	4	0	2	1	0	2	2
														1	0	0	0	0	1	0
														1	0	0	0	0	0	0
Larry Parrish, R (1, 5) OBP: 0.299, SLG: 0.454	K 1-2 3-H			K		F9					6-3		K	6	0	0	0	0	3	1
Warren Cromartie, L (1, 7) OBP: 0.316, SLG: 0.382		L8		G3		F8						PB S BB		4	0	0	0	1	0	0
Gary Carter, R (1, 2) OBP: 0.325, SLG: 0.392		6-3 1B		K		5-3			4-3			PB 1-2 IBB		4	0	1	0	1	1	0
Chris Speier, R (1, 6) OBP: 0.339, SLG: 0.332		6-3 1-2			FC1-6 BB		K			1-3		1-2 2-3 IBB		3	0	0	0	2	1	1
Steve Rogers, R (1, 1) OBP: 0.127, SLG: 0.111 Rudy May, L (6, 1) OBP: 0.243, SLG: 0.235 Mike Garman, R (9, 1) Darold Knowles, L (9, 1) OBP: 0.333, SLG: 0.333 Wayne Garrett, L (10, PH) OBP: 0.254, SLG: 0.231 Gerry Pirtle, R (11, 1) Stan Papi, R (12, PH) OBP: 0.333, SLG: 0.555 Stan Bahnsen, R (13, 1)	K				FC1-6 FC6-4 E E 1-2f		K			4-3		K		2	1	0	0	1	2	
														1	0	0	0	1	0	
														0	0	0	0	0	0	
														0	0	0	0	0	0	
														1	0	0	0	0	0	
														0	0	0	0	0	0	
														1	0	0	0	0	1	3
														0	0	0	0	0	0	

Inning Stats	1	2	3	4	5	6	7	8	9	10	11	12	13
	R: 1 H: 2 E: 0 LOB: 1 K: 1 BB: 0 S: 7 P: 7	R: 0 H: 1 E: 0 LOB: 1 K: 1 BB: 0 S: 6 P: 6	R: 0 H: 0 E: 0 LOB: 1 K: 1 BB: 1 S: 5 P: 9	R: 0 H: 0 E: 0 LOB: 0 K: 2 BB: 0 S: 7 P: 7	R: 2 H: 1 E: 2 LOB: 2 K: 0 BB: 1 S: 5 P: 9	R: 0 H: 0 E: 0 LOB: 0 K: 0 BB: 0 S: 3 P: 3	R: 0 H: 0 E: 0 LOB: 0 K: 2 BB: 0 S: 7 P: 7	R: 0 H: 0 E: 0 LOB: 0 K: 1 BB: 1 S: 4 P: 8	R: 0 H: 0 E: 0 LOB: 0 K: 0 BB: 0 S: 3 P: 3	R: 0 H: 1 E: 0 LOB: 1 K: 0 BB: 0 S: 4 P: 4	R: 0 H: 0 E: 0 LOB: 0 K: 2 BB: 0 S: 7 P: 7	R: 0 H: 0 E: 0 LOB: 3 K: 2 BB: 3 S: 7 P: 19	R: 0 H: 0 E: 0 LOB: 0 K: 1 BB: 0 S: 5 P: 5

PITCHER		IP	WLS	BF	H	R	ER	SO	BB	IBB	HBP	BLK	WP	HR	S	P	ERA	WHIP
J.R. Richard, R ERA: 3.29	(1, 1)	11.0		41	5	3	1	10	3	0	0	0	0	0	58	70	0.82	0.727
Joe Sambito, L ERA: 3.35	(12, 1)	0.0		3	0	0	0	0	1	2	0	0	0	0	0	12	∞	∞
Ken Forsch, R ERA: 3.07	(12, 1)	2.0	W	6	0	0	0	3	0	0	0	0	0	0	12	12	0.00	0.000

PITCHER	IP	WLS	BF	H	R	ER	SO	BB	IBB	HBP	BLK	WP	HR	S	P	ERA	WHIP

AB	43
R	3
H	5
RBI	1
BB	6
SO	13
LOB	21

1B: 5	SF: 0	WP: 0	PA: 50
2B: 0	SAC: 1	PB: 1	
3B: 0	DP: 0	SB: 3	
HR: 0	HBP: 0	CS: 1	

Batter	1	2	3	4	5	6	7	8	9	10	AB	R	H	RBI	BB	SO	LOB
Rafael Landestoy, S (1, 6) OBP: 0.368, SLG: 0.333	6-3		L5		CS BB		1B		SH1-4	F8	4	0	1	0	1	0	3
Terry Puhl, L (1, 8) OBP: 0.345, SLG: 0.403	F8			E7 4-3 1B	CS	1-3 BLK 4-3 1B	F7		F8		5	2	2	0	0	0	3
Enos Cabell, R (1, 5) OBP: 0.321, SLG: 0.385	F9			4-3 3-H		1-3	L9		K		5	0	0	1	0	1	4
Jose Cruz, L (1, 9) OBP: 0.343, SLG: 0.399		F3 HBP 1B		F9		4-3 3-H		F7		F5	5	0	1	1	0	0	0
Bob Watson, R (1, 3) OBP: 0.361, SLG: 0.458		G3-6-3 HBP				1-3		G3 BB		BB 1B BB BB	1	0	1	0	0	0	0
Denny Walling, L (4, PR) OBP: 0.307, SLG: 0.304 (4, 7)		1-2		1B							1	1	0	0	2	0	0
Art Howe, R (1, 4) OBP: 0.338, SLG: 0.413		F3 2-3		4-3				6-3 HR BB		G3 1-2 BB BB 1-2 1B	4	1	1	0	1	0	4
Dave Bergman, L (1, 7) OBP: 0.329, SLG: 0.148 (4, 3)		G3-6-3 1-2f			WP S BB		6-3 1-2	IBB		BB 1-2 2-3 BB	2	0	0	0	3	0	3
Luis Pujols, R (1, 2) OBP: 0.250, SLG: 0.294			5-3		4-3 1-3		2-H HR	L7		K	5	1	1	2	0	1	6
Mark Lemongello, R (1, 1) OBP: 0.195, SLG: 0.179			6-3		L4		1B 1B		SH1-4 1B	1-2 2-3 3-H BB	3	0	1	0	0	0	1
Ken Forsch, R (8, 1) OBP: 0.250, SLG: 0.250											1	0	1	0	0	0	0
Jesus Alou, R (10, PH) OBP: 0.341, SLG: 0.367											0	0	0	1	1	0	0
Bo McLaughlin, R (10, 1)											0	0	0	0	0	0	0
Inning Stats	R: 0 E: 0 K: 0 S: 3 H: 0 LOB: 0 BB: 0 P: 3	R: 0 E: 0 K: 0 S: 3 H: 1 LOB: 1 BB: 0 P: 4	R: 0 E: 0 K: 0 S: 3 H: 0 LOB: 0 BB: 0 P: 3	R: 1 E: 1 K: 0 S: 5 H: 2 LOB: 1 BB: 0 P: 5	R: 0 E: 0 K: 0 S: 2 H: 0 LOB: 1 BB: 2 P: 10	R: 1 E: 0 K: 0 S: 4 H: 1 LOB: 0 BB: 0 P: 4	R: 2 E: 0 K: 0 S: 6 H: 3 LOB: 2 BB: 1 P: 10	R: 0 E: 0 K: 0 S: 3 H: 0 LOB: 2 BB: 2 P: 11	R: 0 E: 0 K: 1 S: 6 H: 1 LOB: 1 BB: 0 P: 6	R: 1 E: 0 K: 1 S: 6 H: 1 LOB: 3 BB: 3 P: 18	1B: 8 2B: 0 3B: 0 HR: 1 SF: 0 SAC: 1 DP: 1 HBP: 1						

PITCHER	IP	WLS	BF	H	R	ER	SO	BB	IBB	HBP	BLK	WP	HR	S	P	ERA	WHIP
Hal Dues, R (1, 1) ERA: 2.54	6.1		27	6	4	4	0	3	0	1	1	1	1	23	36	5.68	1.421
Darold Knowles, L (7, 1) ERA: 2.34	0.2		3	1	0	0	0	0	0	0	0	0	0	3	3	0.00	1.500
Gerry Pirtle, R (8, 1) ERA: 0.71	3.0	L	16	2	1	1	2	4	1	0	0	0	0	15	35	3.00	2.000

PITCHER	IP	WLS	BF	H	R	ER	SO	BB	IBB	HBP	BLK	WP	HR	S	P	ERA	WHIP

TOP

Houston Astros @ Montreal Expos

Olympic Stadium, Montreal, QB

Fri Jul 14 1978, 7:05 PM EDT
Att. 21,696 - Unknown

livebaseballscorecards.com

AB	36
R	5
H	9
RBI	5
BB	8
SO	2
LOB	24

WP: 1	PA: 47
PB: 0	
SB: 1	
CS: 1	

Houston Astros @ Montreal Expos

Olympic Stadium, Montreal, QB

Fri Jul 14 1978, 7:05 PM EDT
Att. 21,696 - Unknown

livebaseballscorecards.com

Batter	1	2	3	4	5	6	7	8	9	10	AB	R	H	RBI	BB	SO	LOB
Dave Cash, R (1, 4) OBP: 0.314, SLG: 0.340	F2	2-3 1B			6-3		1-3		5-3		5	0	1	0	0	0	0
Del Unser, L (1, 8) OBP: 0.322, SLG: 0.327	F7	G3			F8		4-3			1B 1B	4	0	0	0	0	0	2
Gerry Pirtle, R (8, 1)											0	0	0	0	0	0	0
Larry Parrish, R (10, PH) OBP: 0.301, SLG: 0.456											1	0	1	0	0	0	0
Ellis Valentine, R (1, 9) OBP: 0.345, SLG: 0.520	1B 1B		F8			HR		3B 2B		SSS K	5	2	3	1	0	1	1
Tony Perez, R (1, 3) OBP: 0.331, SLG: 0.451	1-2 1B		6-3			H 1-0 L1-4 4-3 HBP		2-H 3B		1-2 G4-6-3 1B	4	0	3	1	0	0	0
Sam Mejias, R (10, PR) OBP: 0.250, SLG: 0.182											0	0	0	0	0	0	0
Warren Cromartie, L (1, 7) OBP: 0.312, SLG: 0.377	4-3		G3			4-3 1-2		5-3		G4-6-3 1-2f	5	0	0	0	0	0	6
Wayne Garrett, L (1, 5) OBP: 0.267, SLG: 0.224		4-3		SSS K		BBB 4-0 BB		III 4-0 G4-6-3 IBB			2	0	0	0	2	1	0
Chris Speier, R (1, 6) OBP: 0.338, SLG: 0.328		BBBB 4-0 2B BB		F9		L1-4 2-3		G4-6-3 1-2f			3	1	0	0	1	0	4
Ed Herrmann, L (1, 2) OBP: 0.190, SLG: 0.169		1B 1-H 2B		G3			F8		F8		4	0	1	1	0	0	0
Hal Dues, R (1, 1) OBP: 0.174, SLG: 0.174		SSS K			SSS K		HR		F8		2	0	0	0	0	2	1
Darold Knowles, L (7, 1) OBP: 0.333, SLG: 0.333											0	0	0	0	0	0	0
Andre Dawson, R (7, PH) OBP: 0.290, SLG: 0.399											2	1	1	1	0	0	0
(8, 8)																	
Inning Stats	R: 0 H: 2 E: 0 LOB: 2 K: 0 BB: 0 S: 5 P: 5	R: 1 H: 2 E: 0 LOB: 2 K: 1 BB: 1 S: 7 P: 11	R: 0 H: 0 E: 0 LOB: 0 K: 0 BB: 0 S: 3 P: 3	R: 0 H: 0 E: 0 LOB: 0 K: 1 BB: 0 S: 5 P: 5	R: 0 H: 0 E: 0 LOB: 0 K: 1 BB: 0 S: 5 P: 5	R: 1 H: 1 E: 0 LOB: 1 K: 0 BB: 1 S: 3 P: 8	R: 1 H: 1 E: 0 LOB: 0 K: 0 BB: 0 S: 4 P: 4	R: 1 H: 2 E: 0 LOB: 1 K: 0 BB: 1 S: 4 P: 8	R: 0 H: 0 E: 0 LOB: 0 K: 0 BB: 0 S: 3 P: 3	R: 0 H: 2 E: 0 LOB: 2 K: 1 BB: 0 S: 6 P: 6	1B: 5 SF: 0 2B: 3 SAC: 0 3B: 1 DP: 3 HR: 2 HBP: 1	WP: 0 PA: 41 PB: 0 SB: 0 CS: 0					

PITCHER		IP	WLS	BF	H	R	ER	SO	BB	IBB	HBP	BLK	WP	HR	S	P	ERA	WHIP
Mark Lemongello, R ERA: 3.83	(1, 1)	7.0		30	7	4	4	3	2	0	1	0	0	2	33	42	5.14	1.286
Ken Forsch, R ERA: 2.97	(8, 1)	2.0	W	7	1	0	0	0	0	1	0	0	0	0	6	10	0.00	0.500
Bo McLaughlin, R ERA: 4.2	(10, 1)	1.0	S	4	2	0	0	1	0	0	0	0	0	0	6	6	0.00	2.000

PITCHER	IP	WLS	BF	H	R	ER	SO	BB	IBB	HBP	BLK	WP	HR	S	P	ERA	WHIP

AB	37
R	4
H	10
RBI	4
BB	3
SO	4
LOB	14

Batter	1	2	3	4	5	6	7	8	9	AB	R	H	RBI	BB	SO	LOB
Rafael Landestoy, S (1, 6) OBP: 0.348, SLG: 0.318	5-3			K		G3			BB, 1B 1B	4	0	1	0	0	1	0
Terry Puhl, L (1, 8) OBP: 0.341, SLG: 0.398	6-3			K		B1-3			F8	4	0	0	0	0	1	1
Enos Cabell, R (1, 5) OBP: 0.320, SLG: 0.384	5-3			F7			6-3		1-2 BB 1B	4	0	1	0	0	0	0
Bob Watson, R (1, 3) OBP: 0.360, SLG: 0.459		L8			FC4-5 2B		L9		F9	4	0	1	0	0	0	2
Art Howe, R (1, 4) OBP: 0.340, SLG: 0.413		G6-4-3 1B			FC4-5 BB, 1B 2-3		5-3		B B B B 1-2 2-3 BB	3	0	1	0	1	0	1
Jesus Alou, R (1, 7) OBP: 0.348, SLG: 0.386		G6-4-3 1-2f			BB 1-2 1B			2B	L9	4	0	2	0	0	0	4
Jose Cruz, L (1, 9) OBP: 0.342, SLG: 0.397			K		B B B B G6-3 1-2 2-3 BB			6-3		2	0	0	0	1	1	1
Luis Pujols, R (1, 2) OBP: 0.237, SLG: 0.278 Bo McLaughlin, R (8, 1)			K		G6-3 1-2f			F4		3 0	0 0	0 0	0 0	0 0	1 0	4 0
Tom Dixon, R (1, 1) OBP: 0.174, SLG: 0.136 Rick Williams, R (3, 1) Mike Fischlin, R (6, PH) OBP: 0.200, SLG: 0.145 Oscar Zamora, R (6, 1) Wilbur Howard, S (8, PH) OBP: 0.300, SLG: 0.342 (8, 2)			6-3			5-3		5-3		1 0 1 0 1	0 0 0 0 0	0 0 0 0 0	0 0 0 0 0	0 0 0 0 0	0 0 0 0 0	0 0 0 0 1
Inning Stats	R: 0 E: 0 K: 0 S: 3 H: 0 LOB: 0 BB: 0 P: 3	R: 0 E: 0 K: 0 S: 3 H: 1 LOB: 0 BB: 0 P: 3	R: 0 E: 0 K: 2 S: 7 H: 0 LOB: 0 BB: 0 P: 7	R: 0 E: 0 K: 2 S: 7 H: 0 LOB: 0 BB: 0 P: 7	R: 0 E: 0 K: 0 S: 4 H: 2 LOB: 2 BB: 1 P: 8	R: 0 E: 0 K: 0 S: 3 H: 0 LOB: 0 BB: 0 P: 3	R: 0 E: 0 K: 0 S: 3 H: 0 LOB: 0 BB: 0 P: 3	R: 0 E: 0 K: 0 S: 4 H: 1 LOB: 1 BB: 0 P: 4	R: 0 E: 0 K: 0 S: 5 H: 2 LOB: 3 BB: 1 P: 9	1B: 4 2B: 2 3B: 0 HR: 0 SF: 0 SAC: 0 DP: 2 HBP: 0						

PITCHER	IP	WLS	BF	H	R	ER	SO	BB	IBB	HBP	BLK	WP	HR	S	P	ERA	WHIP
Woodie Fryman, L (1, 1) ERA: 4.08	9.0	W	33	6	0	0	4	2	0	0	0	0	0	39	47	0.00	0.889

PITCHER	IP	WLS	BF	H	R	ER	SO	BB	IBB	HBP	BLK	WP	HR	S	P	ERA	WHIP

TOP

Houston Astros @ Montreal Expos

Olympic Stadium, Montreal, QB

Sat Jul 15 1978, 7:05 PM EDT

Att. 15,360 - Unknown

livebaseballscorecards.com

AB	31
R	0
H	6
RBI	0
BB	2
SO	4
LOB	14

Houston Astros @ Montreal Expos

Olympic Stadium, Montreal, QB

Sat Jul 15 1978, 7:05 PM EDT

Att. 15,360 - Unknown

BOTTOM

Batter	1	2	3	4	5	6	7	8	9	AB	R	H	RBI	BB	SO	LOB
Dave Cash, R (1, 4) OBP: 0.312, SLG: 0.337	5-3	6-3		F8			3B 2B			3	0	0	0	0	0	0
Stan Papi, R (6, 6) OBP: 0.341, SLG: 0.377										1	1	1	0	0	0	0
Andre Dawson, R (1, 8) OBP: 0.295, SLG: 0.417	BBBB 1B 2B BB		HR	6-3			2-H 3B			3	2	2	2	1	0	0
Ellis Valentine, R (1, 9) OBP: 0.348, SLG: 0.521	1-3 2B 1B		2B 1B	5-3			F2			3	2	2	0	0	0	0
Pepe Frias, R (6, 4) OBP: 0.333, SLG: 0.778										1	0	0	0	0	0	1
Tony Perez, R (1, 3) OBP: 0.332, SLG: 0.455	1-H 3-H E 2B		SSS K		G3		SSS K			2	1	1	2	0	1	1
Del Unser, L (4, 3) OBP: 0.317, SLG: 0.321										2	0	0	0	0	1	1
Larry Parrish, R (1, 5) OBP: 0.301, SLG: 0.457	F7		1-H 1B 2B		SSS K		SSS K			4	1	1	1	0	2	2
Warren Cromartie, L (1, 7) OBP: 0.311, SLG: 0.375	2-H E9 1B		G3		4-3			G3		4	0	1	0	0	0	1
Gary Carter, R (1, 2) OBP: 0.324, SLG: 0.390	F8		2-H BLK 1B 1B			F3		L6		4	1	1	1	0	0	1
Ed Herrmann, L (9, 2) OBP: 0.190, SLG: 0.169										0	0	0	0	0	0	0
Chris Speier, R (1, 6) OBP: 0.339, SLG: 0.330		L7	1-H 1B			F7		6-3		2	0	1	1	0	0	0
Sam Mejias, R (6, 9) OBP: 0.231, SLG: 0.167										2	0	0	0	0	0	0
Woodie Fryman, R (1, 1) OBP: 0.036, SLG: 0.074		5-3	1-3			5-3				3	0	0	0	0	0	1
Inning Stats	R: 3 H: 3 E: 1 LOB: 1 K: 0 BB: 1 S: 6 P: 10	R: 0 H: 0 E: 0 LOB: 0 K: 0 BB: 0 S: 3 P: 3	R: 4 H: 5 E: 0 LOB: 1 K: 1 BB: 0 S: 10 P: 10	R: 0 H: 0 E: 0 LOB: 0 K: 0 BB: 0 S: 3 P: 3	R: 0 H: 0 E: 0 LOB: 0 K: 1 BB: 0 S: 5 P: 5	R: 0 H: 0 E: 0 LOB: 0 K: 0 BB: 0 S: 3 P: 3	R: 1 H: 2 E: 0 LOB: 1 K: 2 BB: 0 S: 9 P: 9	R: 0 H: 0 E: 0 LOB: 0 K: 0 BB: 0 S: 3 P: 3		1B: 5 SF: 0 2B: 3 SAC: 0 3B: 1 DP: 0 HR: 1 HBP: 0						

livebaseballscorecards.com

AB	34
R	8
H	10
RBI	7
BB	1
SO	4
LOB	8

WP: 0 PA: 35
PB: 0
SB: 0
CS: 0

PITCHER		IP	WLS	BF	H	R	ER	SO	BB	IBB	HBP	BLK	WP	HR	S	P	ERA	WHIP
Tom Dixon, R ERA: 3.13	(1, 1)	2.1	L	14	6	6	5	1	1	0	0	0	0	1	15	19	19.29	3.000
Rick Williams, R ERA: 3.71	(3, 1)	2.2		10	2	1	1	1	0	0	0	1	0	0	12	12	3.38	0.750
Oscar Zamora, R ERA: 9.0	(6, 1)	2.0		8	2	1	1	2	0	0	0	0	0	0	12	12	4.50	1.000
Bo McLaughlin, R ERA: 3.94	(8, 1)	1.0		3	0	0	0	0	0	0	0	0	0	0	3	3	0.00	0.000

PITCHER	IP	WLS	BF	H	R	ER	SO	BB	IBB	HBP	BLK	WP	HR	S	P	ERA	WHIP

Batter	1	2	3	4	5	6	7	8	9	AB	R	H	RBI	BB	SO	LOB
Rafael Landestoy, S (1, 6) OBP: 0.296, SLG: 0.269	F9		K		F4		4-3			4	0	0	0	0	1	4
Terry Puhl, L (1, 8) OBP: 0.340, SLG: 0.395	K			BB		4-3		F8		3	1	0	0	1	1	0
Enos Cabell, R (1, 5) OBP: 0.319, SLG: 0.383	5-3			1B		5-3		F8		4	0	1	0	0	0	0
Bob Watson, R (1, 3) OBP: 0.359, SLG: 0.456		6-3		L7		F7		1B		4	0	1	0	0	0	2
Art Howe, R (1, 4) OBP: 0.339, SLG: 0.415		2B		SF7			6-3	F8		3	0	1	1	0	0	1
Jesus Alou, R (1, 7) OBP: 0.355, SLG: 0.391		F9		F8			BB 1B		FC6-4 1B	4	0	2	0	0	0	2
Jose Cruz, L (1, 9) OBP: 0.341, SLG: 0.395		L9			L7		BB 1B		F6	4	0	1	0	0	0	2
Luis Pujols, R (1, 2) OBP: 0.222, SLG: 0.259			K		6-3		F7		F8	4	0	0	0	0	1	3
Floyd Bannister, L (1, 1) OBP: 0.167, SLG: 0.174 Oscar Zamora, R (6, 1) Rick Williams, R (6, 1) Reggie Baldwin, R (7, PH) OBP: 0.276, SLG: 0.375 Bo McLaughlin, R (7, 1) Jimmy Sexton, R (9, PH) OBP: 0.213, SLG: 0.160			K	2B			BB		FC6-4	2 0 0 0 0 1	0 0 0 0 0 0	1 0 0 0 0 0	0 0 0 0 0 0	0 0 0 0 0 0	1 0 0 1 0 0	0 0 0 0 0 1
Inning Stats	R: 0 E: 0 K: 1 S: 5 H: 0 LOB: 0 BB: 0 P: 5	R: 0 E: 0 K: 0 S: 4 H: 1 LOB: 1 BB: 0 P: 4	R: 0 E: 0 K: 3 S: 9 H: 0 LOB: 0 BB: 0 P: 9	R: 1 E: 0 K: 0 S: 4 H: 1 LOB: 1 BB: 1 P: 8	R: 0 E: 0 K: 0 S: 4 H: 1 LOB: 1 BB: 0 P: 4	R: 0 E: 0 K: 0 S: 3 H: 0 LOB: 0 BB: 0 P: 3	R: 0 E: 0 K: 0 S: 5 H: 2 LOB: 3 BB: 1 P: 9	R: 0 E: 0 K: 0 S: 4 H: 1 LOB: 1 BB: 0 P: 4	R: 0 E: 0 K: 0 S: 4 H: 1 LOB: 1 BB: 0 P: 4	1B: 5 2B: 2 3B: 0 HR: 0 SF: 1 SAC: 0 DP: 0 HBP: 0						

PITCHER		IP	WLS	BF	H	R	ER	SO	BB	IBB	HBP	BLK	WP	HR	S	P	ERA	WHIP
Dan Schatzeder, L ERA: 2.65	(1, 1)	9.0	W	36	7	1	1	4	2	0	0	0	0	0	42	50	1.00	1.000

PITCHER	IP	WLS	BF	H	R	ER	SO	BB	IBB	HBP	BLK	WP	HR	S	P	ERA	WHIP

TOP

Houston Astros @ Montreal Expos

Olympic Stadium, Montreal, QB

Sun Jul 16 1978, 3:33 AM EDT

Att. 21,440 - Unknown

livebaseballscorecards.com

AB	33
R	1
H	7
RBI	1
BB	2
SO	4
LOB	15

Houston Astros @ Montreal Expos

Olympic Stadium, Montreal, QB

Sun Jul 16 1978, 3:33 AM EDT

Att. 21,440 - Unknown

BOTTOM

Batter	1	2	3	4	5	6	7	8	9	AB	R	H	RBI	BB	SO	LOB
Dave Cash, R (1, 4) OBP: 0.318, SLG: 0.349	0-0 2B	0-0 F5 ③			G5-4-3 1B 1B 1B	1B 2B 2B 2-H	F8 1B			5	2	4	1	0	0	2
Pepe Frias, R (7, PR) (8, 4) OBP: 0.333, SLG: 0.778										0	0	0	0	0	0	0
Andre Dawson, R (1, 8) OBP: 0.297, SLG: 0.417	0-3 K ①		0-0 L5 ①		0-0 G5-4-3 1-2 1B	0-0 2B 1B 2-3 1B	0-0 F8 ② 1-2			5	1	2	0	0	1	2
Ellis Valentine, R (1, 9) OBP: 0.346, SLG: 0.520	0-3 K ②		0-0 F8 ②		0-0 G5-4-3 ① ② 1-2f 2-3	0-0 1B 1B 2B 1-3 3-H	0-3 K ③			5	1	1	1	0	2	5
Sam Mejias, R (9, 9) OBP: 0.231, SLG: 0.167										0	0	0	0	0	0	0
Tony Perez, R (1, 3) OBP: 0.336, SLG: 0.455	0-0 5-3 ③		0-0 1B 1B		0-0 1B BB 1B 3-H	4-0 1B 1B IBB		0-3 K ①		4	0	2	1	1	1	1
Del Unser, L (9, 3) OBP: 0.317, SLG: 0.321										0	0	0	0	0	0	0
Larry Parrish, R (1, 5) OBP: 0.305, SLG: 0.457		0-3 K ①	0-0 1-2 1B		4-0 FC5 1B BB 1-2	0-0 1B 1-2 2-3 3-H 1B		0-0 G3 ②		4	0	2	1	1	1	0
Warren Cromartie, L (1, 7) OBP: 0.315, SLG: 0.378	0-0 1B 1B 1B	0-3 K ③			0-0 1-2 2-3 1B	0-0 1-2 2-3 3-H 1B		0-0 4-3 ③		5	1	3	1	0	1	2
Gary Carter, R (1, 2) OBP: 0.324, SLG: 0.388	0-0 1B 1-2 1B	0-0 F5 ①		0-0 FC5 ③ 2-3f		0-3 K ②				4	0	1	0	0	1	6
Chris Speier, R (1, 6) OBP: 0.334, SLG: 0.325	0-0 F4 ②	0-3 K ②				0-0 F7 ① 0-3 K ③				4	0	0	0	0	2	5
Dan Schatzeder, L (1, 1) OBP: 0.286, SLG: 0.357	0-0 1-3 2-H 1B	0-0 G3 ③				0-0 S 2B 2B	0-3 K ①			4	1	2	1	0	1	0
Inning Stats	R: 0 E: 0 K: 2 S: 8 H: 1 LOB: 1 BB: 0 P: 8	R: 1 E: 0 K: 1 S: 8 H: 3 LOB: 2 BB: 0 P: 8	R: 0 E: 0 K: 1 S: 7 H: 2 LOB: 2 BB: 0 P: 7	R: 0 E: 0 K: 1 S: 5 H: 0 LOB: 0 BB: 0 P: 5	R: 1 E: 0 K: 0 S: 6 H: 4 LOB: 3 BB: 1 P: 10	R: 4 E: 0 K: 2 S: 13 H: 6 LOB: 3 BB: 1 P: 17	R: 0 E: 0 K: 2 S: 8 H: 1 LOB: 2 BB: 0 P: 8	R: 0 E: 0 K: 1 S: 5 H: 0 LOB: 0 BB: 0 P: 5		1B: 13 2B: 4 3B: 0 HR: 0 SF: 0 SAC: 0 DP: 1 HBP: 0						

livebaseballscorecards.com

AB	40
R	6
H	17
RBI	6
BB	2
SO	10
LOB	23

PITCHER	IP	WLS	BF	H	R	ER	SO	BB	IBB	HBP	BLK	WP	HR	S	P	ERA	WHIP
Floyd Bannister, L (1, 1) ERA: 3.65	5.1	L	28	12	4	4	5	1	0	0	0	0	0	37	41	6.75	2.438
Oscar Zamora, R (6, 1) ERA: 11.0	0.0		4	3	1	1	0	0	1	0	0	0	0	3	7	∞	∞
Rick Williams, R (6, 1) ERA: 3.57	0.2		3	1	1	1	2	0	0	0	0	0	0	7	7	13.50	1.500
Bo McLaughlin, R (7, 1) ERA: 3.5	2.0		7	1	0	0	3	0	0	0	0	0	0	13	13	0.00	0.500

PITCHER	IP	WLS	BF	H	R	ER	SO	BB	IBB	HBP	BLK	WP	HR	S	P	ERA	WHIP

Montreal Expos @ Cincinnati Reds

Riverfront Stadium, Cincinnati, OH

Mon Jul 17 1978, 7:05 PM EDT

Att. 32,113 - Unknown

TOP

livebaseballscorecards.com

Batter	1	2	3	4	5	6	7	8	9	AB	R	H	RBI	BB	SO	LOB
Dave Cash, R (1, 4) OBP: 0.322, SLG: 0.352	P6	1-2 2B 1B	P6			F8 HBP 1B		1B 1B		5	1	3	0	0	0	2
Andre Dawson, R (1, 8) OBP: 0.304, SLG: 0.421	HR 1B	K		E S E 1B		1-2 G5-4-3 HBP		1-2 1B		4	2	3	0	0	1	2
Ellis Valentine, R (1, 9) OBP: 0.344, SLG: 0.524	1-H HR	P4		F8 1-3		F8 2-3		4-3		5	1	1	2	0	0	7
Tony Perez, R (1, 3) OBP: 0.343, SLG: 0.473 Sam Mejias, R (9, PR) OBP: 0.231, SLG: 0.167	HR	1-H 2-H 2B		E7 3-H 1B		G5-4-3 1-2f			1B	5 0	1 0	4 0	4 0	0 0	0 0	2 0
Larry Parrish, R (1, 5) OBP: 0.304, SLG: 0.453	1B 1B	F7		F9			F8		K	5	0	1	0	0	1	3
Warren Cromartie, L (1, 7) OBP: 0.316, SLG: 0.377	1-3 FC4-6 1B		BBBB 4-3 1B BB	4-3			P6		K	4	0	1	0	1	1	2
Gary Carter, R (1, 2) OBP: 0.322, SLG: 0.385	F3	4-3 1-2 1B			5-3		F7		L4	5	0	1	0	0	0	3
Chris Speier, R (1, 6) OBP: 0.330, SLG: 0.320	1-2f FC4-6		SSS K		F7			6-3		4	0	0	0	0	1	4
Ross Grimsley, L (1, 1) OBP: 0.214, SLG: 0.173 Stan Bahnsen, R (5, 1) Wayne Garrett, L (8, PH) OBP: 0.263, SLG: 0.221 Gerry Pirtle, R (8, 1)		1B 2B 1B	1-2 2-3 4-3		1-3			SSS K		3 0 1 0	1 0 0 0	1 0 0 0	0 0 0 0	0 0 0 0	0 0 1 0	2 0 0 0

Inning Stats																																			
	R: 3	E: 0	K: 0	S: 8	H: 5	LOB: 2	BB: 0	P: 8	R: 2	E: 0	K: 1	S: 8	H: 3	LOB: 1	BB: 0	P: 8	R: 0	E: 0	K: 1	S: 6	H: 1	LOB: 2	BB: 1	P: 10	R: 1	E: 1	K: 0	S: 5	H: 2	LOB: 1	BB: 0	P: 5	R: 0	E: 0	K: 0	S: 3	H: 0	LOB: 0	BB: 0	P: 3	R: 0	E: 0	K: 0	S: 3	H: 1	LOB: 1	BB: 0	P: 4	R: 0	E: 0	K: 0	S: 3	H: 0	LOB: 0	BB: 0	P: 3	R: 0	E: 0	K: 1	S: 7	H: 2	LOB: 2	BB: 0	P: 7	R: 0	E: 0	K: 2	S: 8	H: 1	LOB: 1	BB: 0	P: 8	1B: 12	2B: 1	3B: 0	HR: 2	SF: 0	SAC: 0	DP: 1	HBP: 1	WP: 0	PB: 0	SB: 1	CS: 0	PA: 43
---	---	---	---	---	---	---	---	---	---	---	---	---	---	---	---	---	---	---

Batter	1	2	3	4	5	6	7	8	9	AB	R	H	RBI	BB	SO	LOB
Pete Rose, S (1, 5) OBP: 0.357, SLG: 0.420	4-3		1-4-3		FC4-6 1B 1-2		B5-3			4	0	1	0	0	0	0
Ken Griffey, L (1, 9) OBP: 0.349, SLG: 0.413	4-3		K		FC4-6 HR E 1-2f 2-3		E9 G3			4	2	1	0	0	1	2
Joe Morgan, L (1, 4) OBP: 0.381, SLG: 0.438	P4			HR 1B	E3 HR 1-2 3-H		G3 3-H			4	2	1	2	0	0	1
George Foster, R (1, 7) OBP: 0.370, SLG: 0.555		F9		HR 1-H	HR 1-H 2-H		1B 2B			4	3	3	5	0	0	0
Johnny Bench, R (1, 3) OBP: 0.322, SLG: 0.449 (8, 2)		1B 1B		5-3	F9		E8 2-H	1B		4	0	2	1	0	0	0
Dave Concepcion, R (1, 6) OBP: 0.341, SLG: 0.395		K		BB 1B	5-3			F8		4	0	1	0	0	1	1
Ken Henderson, S (1, 8) OBP: 0.328, SLG: 0.404 Cesar Geronimo, L (9, 8) OBP: 0.343, SLG: 0.382		FC6-4 1B 1-2		G1-6-3 BB 1-2		4-3		F8		3 0	0 0	1 0	0 0	1 0	0 0	0 0
Vic Correll, R (1, 2) OBP: 0.226, SLG: 0.207 Dan Driessen, L (8, 3) OBP: 0.387, SLG: 0.470		FC6-4 1-2f		G1-6-3 1-2f		K		G3		3 1	0 0	0 0	0 0	0 0	1 0	4 0
Fred Norman, S (1, 1) OBP: 0.200, SLG: 0.179 Pedro Borbon, R (1, 1) OBP: 0.200, SLG: 0.200 Rick Auerbach, R (5, PH) OBP: 0.314, SLG: 0.414 Manny Sarmiento, R (6, 1) Doug Bair, R (8, 1) OBP: 0.125, SLG: 0.125			4-3		FC4-6 1B E BB		L8			0 1 0 1 0	0 0 1 0 0	0 0 0 0 0	0 0 0 0 0	0 0 1 0 0	0 0 0 0 0	0 0 0 0 0
Inning Stats	R: 0 E: 0 K: 0 S: 3 H: 0 LOB: 0 BB: 0 P: 3	R: 0 E: 0 K: 1 S: 7 H: 2 LOB: 2 BB: 0 P: 7	R: 0 E: 0 K: 1 S: 5 H: 0 LOB: 0 BB: 0 P: 5	R: 2 E: 0 K: 0 S: 5 H: 3 LOB: 1 BB: 1 P: 9	R: 4 E: 1 K: 0 S: 6 H: 2 LOB: 0 BB: 1 P: 10	R: 0 E: 0 K: 1 S: 5 H: 0 LOB: 0 BB: 0 P: 5	R: 2 E: 2 K: 0 S: 5 H: 3 LOB: 0 BB: 0 P: 5	R: 0 E: 0 K: 0 S: 3 H: 0 LOB: 0 BB: 0 P: 3		1B: 7 2B: 1 3B: 0 HR: 2 SF: 0 SAC: 0 DP: 1 HBP: 0				WP: 0 PB: 0 SB: 0 CS: 0 PA: 35		

PITCHER		IP	WLS	BF	H	R	ER	SO	BB	IBB	HBP	BLK	WP	HR	S	P	ERA	WHIP
Ross Grimsley, L ERA: 3.13	(1, 1)	4.1		22	7	6	5	2	2	0	0	0	0	2	24	32	10.38	2.077
Stan Bahnsen, R ERA: 4.5	(5, 1)	2.2	L	10	3	2	2	1	0	0	0	0	0	0	12	12	6.75	1.125
Gerry Pirtle, R ERA: 0.66	(8, 1)	1.0		3	0	0	0	0	0	0	0	0	0	0	3	3	0.00	0.000

PITCHER	IP	WLS	BF	H	R	ER	SO	BB	IBB	HBP	BLK	WP	HR	S	P	ERA	WHIP

BOTTOM

Montreal Expos @ Cincinnati Reds

Riverfront Stadium, Cincinnati, OH

Mon Jul 17 1978, 7:05 PM EDT

Att. 32,113 - Unknown

livebaseballscorecards.com

AB	33
R	8
H	10
RBI	8
BB	2
SO	3
LOB	8

Batter	1	2	3	4	5	6	7	8	9	AB	R	H	RBI	BB	SO	LOB
Dave Cash, R (1, 4) OBP: 0.321, SLG: 0.349	6-3		BBB 4-0 2B 1-2 BB		6-3		7-3 1-2f			3	0	0	0	1	0	1
Pepe Frias, R (9, 4) OBP: 0.333, SLG: 0.778										0	0	0	0	0	0	0
Andre Dawson, R (1, 8) OBP: 0.309, SLG: 0.437	1-3		0-0 1-3 2-H 2B			0-0 2B 1B		0-0 HR		4	1	3	2	0	0	0
Ellis Valentine, R (1, 9) OBP: 0.345, SLG: 0.526	L6		B2-3			0-0 WP 1B 1-2 2B		0-0 CS 1B		4	1	2	0	0	0	2
Tony Perez, R (1, 3) OBP: 0.339, SLG: 0.467		F9		F3		6-3 2-3		P4		4	0	0	0	0	0	2
Del Unser, L (8, 3) OBP: 0.317, SLG: 0.321										0	0	0	0	0	0	0
Larry Parrish, R (1, 5) OBP: 0.306, SLG: 0.452		SSS 0-3 K		0-0 4-3 1B		BBBB 4-0 1B BB		SSS 0-3 K 1-2		3	0	1	0	1	2	1
Warren Cromartie, L (1, 7) OBP: 0.316, SLG: 0.375		0-0 F8		0-0 4-3 1-2		0-0 FC5-4 1B 1-2 3-H			0-0 5-3	4	0	1	1	0	0	1
Gary Carter, R (1, 2) OBP: 0.318, SLG: 0.380		SSS 0-3 K	0-0 F9			0-0 FC5-4 1-2f			SSS 0-3 K	4	0	0	0	0	2	3
Chris Speier, R (1, 6) OBP: 0.326, SLG: 0.316		SSS 0-3 K		SSS 0-3 K			0-0 4-3		0-0 6-3	4	0	0	0	0	2	0
Hal Dues, R (1, 1) OBP: 0.192, SLG: 0.192			0-0 E1 BB 2B		SSS 0-3 K		0-0 7-3 1B			3	1	1	0	0	1	0
Darold Knowles, L (7, 1) OBP: 0.333, SLG: 0.333										0	0	0	0	0	0	0
Mike Garman, R (9, 1)										0	0	0	0	0	0	0
Inning Stats	R: 0 E: 0 K: 0 S: 3 H: 0 LOB: 0 BB: 0 P: 3	R: 0 E: 0 K: 1 S: 5 H: 0 LOB: 0 BB: 0 P: 5	R: 1 E: 1 K: 2 S: 9 H: 1 LOB: 2 BB: 1 P: 13	R: 0 E: 0 K: 0 S: 4 H: 1 LOB: 1 BB: 0 P: 4	R: 0 E: 0 K: 2 S: 7 H: 0 LOB: 0 BB: 0 P: 7	R: 1 E: 0 K: 0 S: 5 H: 3 LOB: 2 BB: 1 P: 9	R: 0 E: 0 K: 0 S: 3 H: 1 LOB: 0 BB: 0 P: 3	R: 1 E: 0 K: 1 S: 6 H: 2 LOB: 1 BB: 0 P: 6	R: 0 E: 0 K: 1 S: 5 H: 0 LOB: 0 BB: 0 P: 5	1B: 5 2B: 4 3B: 0 HR: 1	SF: 0 SAC: 0 DP: 2 HBP: 0						

PITCHER		IP	WLS	BF	H	R	ER	SO	BB	IBB	HBP	BLK	WP	HR	S	P	ERA	WHIP
Tom Seaver, R ERA: 3.13	(1, 1)	7.0	L	28	6	2	1	5	2	0	0	0	1	0	36	44	1.29	1.143
Michael LaCoss, R ERA: 9.0	(8, 1)	1.0		4	2	1	1	1	0	0	0	0	0	1	6	6	9.00	2.000
Pedro Borbon, R ERA: 4.11	(9, 1)	1.0		3	0	0	0	1	0	0	0	0	0	0	5	5	0.00	0.000

PITCHER	IP	WLS	BF	H	R	ER	SO	BB	IBB	HBP	BLK	WP	HR	S	P	ERA	WHIP

TOP

Montreal Expos @ Cincinnati Reds

Riverfront Stadium, Cincinnati, OH

Tue Jul 18 1978, 7:05 PM EDT

Att. 36,739 - Unknown

livebaseballscorecards.com

AB	33
R	3
H	8
RBI	3
BB	2
SO	7
LOB	10

1B: 5	SF: 0	WP: 1	PA: 35
2B: 4	SAC: 0	PB: 0	
3B: 0	DP: 2	SB: 0	
HR: 1	HBP: 0	CS: 1	

Montreal Expos @ Cincinnati Reds

Riverfront Stadium, Cincinnati, OH

Tue Jul 18 1978, 7:05 PM EDT

Att. 36,739 - Unknown

BOTTOM

Batter	1	2	3	4	5	6	7	8	9	AB	R	H	RBI	BB	SO	LOB
Pete Rose, S (1, 5) OBP: 0.359, SLG: 0.423	2B		1B			6-3	PO 1-2	6-3		4	0	2	0	0	0	0
Ken Griffey, L (1, 9) OBP: 0.346, SLG: 0.409	F7		F8			4-3		F8		4	0	0	0	0	0	2
Joe Morgan, L (1, 4) OBP: 0.380, SLG: 0.433	F5		P4			BB		F5		3	0	0	0	1	0	2
George Foster, R (1, 7) OBP: 0.369, SLG: 0.560	5-3			1-6-3		K			HR	4	1	1	1	0	1	2
Dan Driessen, L (1, 3) OBP: 0.388, SLG: 0.466		FC5-4 BB		P5			4-3		1B BB	2	0	0	0	2	0	0
Johnny Bench, R (1, 2) OBP: 0.325, SLG: 0.450 Dave Collins, S (9, PR) OBP: 0.308, SLG: 0.212	FC5-4 1-2f			F7			2B 1B		FC5-4 1-2 1B	4 0	0 0	2 0	0 0	0 0	0 0	1 0
Ken Henderson, S (1, 8) OBP: 0.306, SLG: 0.375	F9				4-3		F7		F8	4	0	0	0	0	0	4
Dave Concepcion, R (1, 6) OBP: 0.340, SLG: 0.396	K				F9		1-3 2B		FC5-4 1-2f	4	0	1	0	0	1	3
Tom Seaver, R (1, 1) OBP: 0.244, SLG: 0.154 Mike Lum, L (7, PH) OBP: 0.402, SLG: 0.481 Rick Auerbach, R (7, PR) OBP: 0.314, SLG: 0.414 Michael LaCoss, R (8, 1) Pedro Borbon, R (9, 1) OBP: 0.200, SLG: 0.200 Cesar Geronimo, L (9, PH) OBP: 0.342, SLG: 0.380			4-3		K		PO BB		P8	2 0 0 0 0 0 1	0 0 0 0 0 0 0	0 0 0 0 0 0 0	0 0 0 0 0 0 0	1 1 0 0 0 0 0	0 0 0 0 0 0 0	0 0 0 0 0 0 2
Inning Stats	R: 0 E: 0 K: 0 S: 4 H: 1 LOB: 1 BB: 0 P: 4	R: 0 E: 0 K: 1 S: 5 H: 0 LOB: 1 BB: 1 P: 9	R: 0 E: 0 K: 0 S: 4 H: 1 LOB: 1 BB: 0 P: 4	R: 0 E: 0 K: 0 S: 3 H: 0 LOB: 0 BB: 0 P: 3	R: 0 E: 0 K: 1 S: 5 H: 0 LOB: 0 BB: 0 P: 5	R: 0 E: 0 K: 1 S: 5 H: 0 LOB: 1 BB: 1 P: 9	R: 0 E: 0 K: 0 S: 4 H: 2 LOB: 3 BB: 1 P: 8	R: 0 E: 0 K: 0 S: 3 H: 0 LOB: 0 BB: 0 P: 3	R: 1 E: 0 K: 0 S: 5 H: 2 LOB: 2 BB: 1 P: 9	1B: 3 2B: 2 3B: 0 HR: 1	SF: 0 SAC: 0 DP: 0 HBP: 0			WP: 0 PB: 0 SB: 0 CS: 0	PA: 37		

PITCHER		IP	WLS	BF	H	R	ER	SO	BB	IBB	HBP	BLK	WP	HR	S	P	ERA	WHIP
Hal Dues, R ERA: 2.33	(1, 1)	6.2	W	27	4	0	0	3	3	0	0	0	0	0	30	42	0.00	1.050
Darold Knowles, L ERA: 2.47	(7, 1)	1.1		5	1	1	1	0	1	0	0	0	0	1	4	8	6.75	1.500
Mike Garman, R ERA: 5.31	(9, 1)	1.0	S	4	1	0	0	0	0	0	0	0	0	0	4	4	0.00	1.000

PITCHER	IP	WLS	BF	H	R	ER	SO	BB	IBB	HBP	BLK	WP	HR	S	P	ERA	WHIP

AB	32
R	1
H	6
RBI	1
BB	4
SO	3
LOB	16

livebaseballscorecards.com

Atlanta Braves @ Montreal Expos

Olympic Stadium, Montreal, QB

Wed Jul 19 1978, 7:05 PM EDT

Unknown

TOP

livebaseballscorecards.com

Batter	1	2	3	4	5	6	7	8	9	AB	R	H	RBI	BB	SO	LOB
Jerry Royster, R (1, 6) OBP: 0.360, SLG: 0.357	1-3			FC6-4 1B	S E 2B 2-H 3-H		2B		L6	5	1	3	2	0	0	0
Barry Bonnell, R (1, 8) OBP: 0.280, SLG: 0.282 (8, 7)	6-3			FC6-4 E 1-2f	F7 2-3		5-3		6-3	5	1	0	0	0	0	3
Gary Matthews, R (1, 9) OBP: 0.397, SLG: 0.507	F7			E9 2B 1-H 1B	E7 3-H 1B		F8		F8	5	1	2	1	0	0	1
Jeff Burroughs, R (1, 7) OBP: 0.454, SLG: 0.544 Rowland Office, L (8, PR) OBP: 0.305, SLG: 0.395 (8, 8)		K		2B 2-H	IBB FC5-4			1B BB		2 0	0 1	1 0	1 0	2 0	1 0	0 0
Bob Horner, R (1, 5) OBP: 0.311, SLG: 0.477		K		F4	FC5-4 1-2f			1B 1-2		4	0	1	0	0	1	3
Dale Murphy, R (1, 3) OBP: 0.306, SLG: 0.419		K		K		HBP FC3-6		FC3-6 1-2 2-H		3	0	1	1	0	2	1
Glenn Hubbard, R (1, 4) OBP: 0.280, SLG: 0.227			5-3		BB SH1-4 1B 2B	FC3-6 1-2f		F1		3	1	0	0	1	0	3
Joe Nolan, L (1, 2) OBP: 0.310, SLG: 0.306			K		SH1-4 1-2 1B 2B	L3 1-2		FC3-6 1-2f		4	1	1	0	0	1	3
Tommy Boggs, R (1, 1) OBP: 0.167, SLG: 0.417 Craig Skok, R (5, 1) OBP: 0.250, SLG: 0.500 Bob Beall, S (8, PH) OBP: 0.321, SLG: 0.260 Gene Garber, R (8, 1)			F4		SH1-4 1-2 2-3		K	L6		1 1 1 0	0 0 0 0	0 0 0 0	0 0 0 0	0 1 0 0	0 0 0 0	0 0 2 0
Inning Stats	R: 0 E: 0 K: 0 S: 3 H: 0 LOB: 0 BB: 0 P: 3	R: 0 E: 0 K: 3 S: 9 H: 0 LOB: 0 BB: 0 P: 9	R: 0 E: 0 K: 1 S: 5 H: 0 LOB: 0 BB: 0 P: 5	R: 2 E: 1 K: 1 S: 8 H: 3 LOB: 1 BB: 0 P: 8	R: 3 E: 1 K: 0 S: 6 H: 3 LOB: 2 BB: 2 P: 14	R: 0 E: 0 K: 0 S: 2 H: 0 LOB: 0 BB: 0 P: 3	R: 0 E: 0 K: 1 S: 6 H: 1 LOB: 1 BB: 0 P: 6	R: 1 E: 0 K: 0 S: 5 H: 2 LOB: 2 BB: 1 P: 9	R: 0 E: 0 K: 0 S: 3 H: 0 LOB: 0 BB: 0 P: 3	1B: 6 2B: 4 3B: 0 HR: 0 SF: 0 SAC: 1 DP: 1 HBP: 1						

	AB	34
	R	6
	H	9
	RBI	5
	BB	3
	SO	6
	LOB	16

WP: 0 PB: 0 SB: 1 CS: 0 PA: 39

PITCHER		IP	WLS	BF	H	R	ER	SO	BB	IBB	HBP	BLK	WP	HR	S	P	ERA	WHIP
Rudy May, L ERA: 4.34	(1, 1)	4.0		15	3	2	0	5	0	0	0	0	0	0	25	25	0.00	0.750
Gerry Pirtle, R ERA: 2.3	(5, 1)	2.0		11	3	3	3	0	1	1	1	0	0	0	8	17	13.50	2.000
Stan Bahnsen, R ERA: 4.5	(7, 1)	2.0		10	3	1	1	1	1	0	0	0	0	0	11	15	4.50	2.000
Mike Garman, R ERA: 5.18	(9, 1)	1.0	W	3	0	0	0	0	0	0	0	0	0	0	3	3	0.00	0.000

PITCHER	IP	WLS	BF	H	R	ER	SO	BB	IBB	HBP	BLK	WP	HR	S	P	ERA	WHIP

Atlanta Braves @ Montreal Expos

Olympic Stadium, Montreal, QB

Wed Jul 19 1978, 7:05 PM EDT

Unknown

livebaseballscorecards.com

BOTTOM

Batter	1	2	3	4	5	6	7	8	9	AB	R	H	RBI	BB	SO	LOB
Dave Cash, R (1, 4) OBP: 0.319, SLG: 0.347	S 1B		6-3		F8	6-3			1-6-3	5	0	1	0	0	0	1
Andre Dawson, R (1, 8) OBP: 0.310, SLG: 0.438	G3 1-2		5-3		HR BB		K		1B 2B	4	2	1	0	1	1	1
Ellis Valentine, R (1, 9) OBP: 0.349, SLG: 0.535	6-3		1B		1-H HR		F8		E 1B HR BB	4	2	2	2	1	0	1
Tony Perez, R (1, 3) OBP: 0.343, SLG: 0.475	F9		5-3		1B 2B		2B		E 1-2 2-H HR 1B	5	1	3	1	0	0	2
Sam Mejias, R (9, PR) OBP: 0.231, SLG: 0.167										0	1	0	0	0	0	0
Larry Parrish, R (1, 5) OBP: 0.308, SLG: 0.451		6-3		1B 1B	5-3 2-H 1B		F9		E5 1-2 2-3 HR	5	1	2	1	0	0	3
Warren Cromartie, L (1, 7) OBP: 0.317, SLG: 0.384		G3		F7	5-3 1-2f			FC6-4 1B	1-H 2-H 3-H HR	5	1	2	4	0	0	2
Gary Carter, R (1, 2) OBP: 0.320, SLG: 0.379		PB S HBP		1-2 1B	F7			FC6-4 1-2f		3	0	1	0	0	0	1
Chris Speier, R (1, 6) OBP: 0.328, SLG: 0.319		1-3 BB		F9	2B			L9		3	0	1	0	1	0	3
Rudy May, L (1, 1) OBP: 0.237, SLG: 0.229		K		F5	F3			F9		1	0	0	0	0	1	2
Wayne Garrett, L (4, PH) OBP: 0.260, SLG: 0.217										1	0	0	0	0	0	2
Gerry Pirtle, R (5, 1)										0	0	0	0	0	0	0
Stan Papi, R (6, PH) OBP: 0.337, SLG: 0.372										1	0	0	0	0	0	1
Stan Bahnsen, R (7, 1)										0	0	0	0	0	0	0
Del Unser, L (8, PH) OBP: 0.315, SLG: 0.318										1	0	0	0	0	0	1
Mike Garman, R (9, 1)										0	0	0	0	0	0	0
Inning Stats	R: 0 E: 0 K: 0 S: 4 H: 1 LOB: 1 BB: 0 P: 4	R: 0 E: 0 K: 1 S: 5 H: 0 LOB: 2 BB: 1 P: 10	R: 0 E: 0 K: 0 S: 4 H: 1 LOB: 1 BB: 0 P: 4	R: 0 E: 0 K: 0 S: 5 H: 2 LOB: 2 BB: 0 P: 5	R: 3 E: 0 K: 0 S: 5 H: 3 LOB: 0 BB: 1 P: 9	R: 0 E: 0 K: 0 S: 4 H: 1 LOB: 1 BB: 0 P: 4	R: 0 E: 0 K: 1 S: 6 H: 1 LOB: 1 BB: 0 P: 6	R: 0 E: 0 K: 0 S: 4 H: 1 LOB: 1 BB: 0 P: 4	R: 5 E: 1 K: 0 S: 5 H: 3 LOB: 1 BB: 1 P: 9							

1B: 7 SF: 0 WP: 0 PA: 42
2B: 5 SAC: 0 PB: 1
3B: 0 DP: 1 SB: 2
HR: 2 HBP: 1 CS: 0

AB	38
R	8
H	13
RBI	8
BB	3
SO	2
LOB	20

PITCHER		IP	WLS	BF	H	R	ER	SO	BB	IBB	HBP	BLK	WP	HR	S	P	ERA	WHIP
Tommy Boggs, R ERA: 6.88	(1, 1)	4.1		23	7	3	3	1	2	0	1	0	0	1	22	31	6.23	2.077
Craig Skok, L ERA: 1.57	(5, 1)	2.2		9	2	0	0	1	0	0	0	0	0	0	11	11	0.00	0.750
Gene Garber, R ERA: 1.8	(8, 1)	1.1	L	10	4	5	4	0	1	0	0	0	0	1	9	13	27.00	3.750

PITCHER	IP	WLS	BF	H	R	ER	SO	BB	IBB	HBP	BLK	WP	HR	S	P	ERA	WHIP

Atlanta Braves @ Montreal Expos

Olympic Stadium, Montreal, QB

Wed Jul 19 1978, 7:05 PM EDT

Att. 20,282 - Unknown

TOP

livebaseballscorecards.com

Batter	1	2	3	4	5	6	7	8	9	AB	R	H	RBI	BB	SO	LOB
Bob Beall, S (1, 3) OBP: 0.328, SLG: 0.263	BBBB 4-0 G4-6-3 BB		x 0-0 ① L8		x 0-0 ③ 4-3		x 0-0 2-H 1B			3	0	1	1	1	0	0
Dave Campbell, R (7, 1)										0	0	0	0	0	0	0
Rowland Office, L (1, 8) OBP: 0.304, SLG: 0.392	x 0-0 ①② G4-6-3 1-2f		x 0-0 ② F9			x 0-0 FC5-4 1B	x 0-0 ③ F7			4	0	1	0	0	0	2
Gary Matthews, R (1, 9) OBP: 0.395, SLG: 0.500	BBBB 4-0 BB BB		x 0-0 ③ F8			x 0-0 ① FC5-4 S HR 1-2f		x 0-0 ① 6-3		3	1	0	0	1	0	1
Jeff Burroughs, R (1, 7) OBP: 0.454, SLG: 0.553	BBBB 4-0 1-2 BB			x 0-0 ① F9		x 0-0 1-H HR		x 0-0 ② 6-3		3	1	1	2	1	0	0
Barry Bonnell, R (8, 7) OBP: 0.280, SLG: 0.282										0	0	0	0	0	0	0
Bob Horner, R (1, 5) OBP: 0.302, SLG: 0.460	x 0-0 ③ F4			SSS 0-3 ② K		SSS 0-3 ② K		x 0-0 ③ F7		4	0	0	0	0	2	2
Joe Nolan, L (1, 2) OBP: 0.307, SLG: 0.303		x 0-0 ① F6		x 0-0 1B		x 0-0 ③ F4			x 0-0 ① G3	4	0	1	0	0	0	0
Rod Gilbreath, R (1, 4) OBP: 0.301, SLG: 0.335		x 0-0 ② L9		SSS 0-3 ③ K			x 0-0 ① 6-3		x 0-0 ② 5-3	4	0	0	0	0	1	1
Darrel Chaney, S (1, 6) OBP: 0.311, SLG: 0.333		x 0-0 FC4-6 1B			x 0-0 ① F5		x 0-0 WP 1B 1B		BBBB 4-0 BB	3	1	2	0	1	0	0
Eddie Solomon, R (1, 1) OBP: 0.235, SLG: 0.235		x 0-0 ③ FC4-6 1-2f			SSS 0-3 ② K		SSS 0-3 ② K 1-2		SSS 0-3 ③ K2-3	2	0	0	0	0	1	1
Dale Murphy, R (7, PH) OBP: 0.304, SLG: 0.416										2	0	0	0	0	2	2
(7, 3)																

	AB	32
	R	3
	H	6
	RBI	3
	BB	4
	SO	6
	LOB	9

Inning Stats																																
	R: 0	H: 0		R: 0	H: 1		R: 0	H: 0		R: 0	H: 1		R: 0	H: 0		R: 2	H: 2		R: 1	H: 2		R: 0	H: 0		R: 0	H: 0		1B: 5	SF: 0		WP: 1	PA: 36	
	E: 0	LOB: 2		E: 0	LOB: 1		E: 0	LOB: 0		E: 0	LOB: 1		E: 0	LOB: 0		E: 0	LOB: 0		E: 0	LOB: 1		E: 0	LOB: 0		E: 0	LOB: 1		2B: 0	SAC: 0		PB: 0		
	K: 0	BB: 3		K: 0	BB: 0		K: 0	BB: 0		K: 2	BB: 0		K: 1	BB: 0		K: 1	BB: 0		K: 1	BB: 0		K: 0	BB: 0		K: 1	BB: 1		3B: 0	DP: 1		SB: 1		
	S: 2	P: 14		S: 4	P: 4		S: 3	P: 3		S: 8	P: 8		S: 5	P: 5		S: 7	P: 7		S: 7	P: 7		S: 3	P: 3		S: 5	P: 9		HR: 1	HBP: 0		CS: 0		

PITCHER		IP	WLS	BF	H	R	ER	SO	BB	IBB	HBP	BLK	WP	HR	S	P	ERA	WHIP
Wayne Twitchell, R ERA: 5.71	(1, 1)	7.0	L	29	6	3	3	5	3	0	0	0	1	1	36	48	3.86	1.286
Mike Garman, R ERA: 5.05	(8, 1)	1.0		3	0	0	0	0	0	0	0	0	0	0	3	3	0.00	0.000
Darold Knowles, L ERA: 2.42	(9, 1)	1.0		4	0	0	0	1	1	0	0	0	0	0	5	9	0.00	1.000

PITCHER	IP	WLS	BF	H	R	ER	SO	BB	IBB	HBP	BLK	WP	HR	S	P	ERA	WHIP

Atlanta Braves @ Montreal Expos

Olympic Stadium, Montreal, QB

Wed Jul 19 1978, 7:05 PM EDT

Att. 20,282 - Unknown

BOTTOM

Batter	1	2	3	4	5	6	7	8	9	AB	R	H	RBI	BB	SO	LOB
Dave Cash, R (1, 4) OBP: 0.319, SLG: 0.345	6-3		L5			6-3		BBB 4-0 FC6-4 BB		3	0	0	0	1	0	0
Andre Dawson, R (1, 8) OBP: 0.309, SLG: 0.435	5-3			F6		1B		F8		4	0	1	0	0	0	1
Ellis Valentine, R (1, 9) OBP: 0.345, SLG: 0.529	K			4-3		F3		FC6-4 1-2f		4	0	0	0	0	1	2
Tony Perez, R (1, 3) OBP: 0.339, SLG: 0.470		L8		K		K			F9	4	0	0	0	0	2	1
Larry Parrish, R (1, 5) OBP: 0.307, SLG: 0.452		1-3			4-3		G3 WP 2B		K	4	1	1	0	0	1	0
Warren Cromartie, L (1, 7) OBP: 0.321, SLG: 0.389		S 1B			2B		G3 2-3		BBBB 4-0 BB	3	0	2	0	1	0	1
Gary Carter, R (1, 2) OBP: 0.319, SLG: 0.376		6-3 1-2			IBB		L5 3-H		F4	3	0	0	0	1	0	2
Chris Speier, R (1, 6) OBP: 0.325, SLG: 0.316			B1-3		K		F7			3	0	0	0	0	1	2
Wayne Twitchell, R (1, 1) OBP: 0.182, SLG: 0.100			K		K			F3		2	0	0	0	0	2	2
Mike Garman, R (8, 1)										0	0	0	0	0	0	0
Del Unser, L (8, PH) OBP: 0.312, SLG: 0.315										1	0	0	0	0	0	0
Darold Knowles, L (9, 1) OBP: 0.333, SLG: 0.333										0	0	0	0	0	0	0
Inning Stats	R: 0 E: 0 K: 1 S: 5 H: 0 LOB: 0 BB: 0 P: 5	R: 0 E: 0 K: 0 S: 4 H: 1 LOB: 1 BB: 0 P: 4	R: 0 E: 0 K: 1 S: 5 H: 0 LOB: 0 BB: 0 P: 5	R: 0 E: 0 K: 1 S: 5 H: 0 LOB: 0 BB: 0 P: 5	R: 0 E: 0 K: 2 S: 8 H: 1 LOB: 2 BB: 1 P: 12	R: 0 E: 0 K: 1 S: 6 H: 1 LOB: 1 BB: 0 P: 6	R: 1 E: 0 K: 0 S: 4 H: 1 LOB: 0 BB: 0 P: 4	R: 0 E: 0 K: 0 S: 3 H: 0 LOB: 1 BB: 1 P: 7	R: 0 E: 0 K: 1 S: 5 H: 0 LOB: 1 BB: 1 P: 9	1B: 2 2B: 2 3B: 0 HR: 0	SF: 0 SAC: 0 DP: 0 HBP: 0						

livebaseballscorecards.com

AB	31
R	1
H	4
RBI	0
BB	3
SO	7
LOB	11

WP: 1 PB: 0 SB: 1 CS: 0 PA: 34

PITCHER		IP	WLS	BF	H	R	ER	SO	BB	IBB	HBP	BLK	WP	HR	S	P	ERA	WHIP
Eddie Solomon, R ERA: 4.16	(1, 1)	6.0	W	22	3	0	0	6	0	1	0	0	0	0	33	37	0.00	0.500
Dave Campbell, R ERA: 4.38	(7, 1)	3.0	S	12	1	1	1	1	2	0	0	0	1	0	12	20	3.00	1.000

PITCHER	IP	WLS	BF	H	R	ER	SO	BB	IBB	HBP	BLK	WP	HR	S	P	ERA	WHIP

Atlanta Braves @ Montreal Expos

Olympic Stadium, Montreal, QB

Thu Jul 20 1978, 7:05 PM EDT

Att. 14,108 - Unknown

TOP

Batter	1	2	3	4	5	6	7	8	9	AB	R	H	RBI	BB	SO	LOB
Jerry Royster, R (1, 6) OBP: 0.358, SLG: 0.354	F8	1-3 2-H 3-H 1B		F8			F3		F9	5	0	1	2	0	0	2
Barry Bonnell, R (1, 8) OBP: 0.275, SLG: 0.277	F3	F7			F5		F3		K	4	0	0	0	0	0	2
Rowland Office, L (9, PH) OBP: 0.302, SLG: 0.390										1	0	0	0	0	1	2
Gary Matthews, R (1, 9) OBP: 0.389, SLG: 0.492	K		F8		5-3			F7		4	0	0	0	0	1	0
Jeff Burroughs, R (1, 7) OBP: 0.457, SLG: 0.557		K	FC5-4 1B		2B			1B BB		3	0	2	0	1	1	0
Bob Horner, R (1, 5) OBP: 0.300, SLG: 0.453		6-3	FC5-4 BB 1-2f		K			G4-6-3 1-2 1B		4	0	1	0	0	1	2
Dale Murphy, R (1, 3) OBP: 0.306, SLG: 0.415		BB 1B BB 1B	BB 1-2 BB			4-3		G4-6-3 1-2f		3	1	1	0	1	0	2
Glenn Hubbard, R (1, 4) OBP: 0.310, SLG: 0.269		BB BB 1B 1-2 1B	K			F7			DI BB 1B	4	1	2	0	0	1	2
Joe Nolan, L (1, 2) OBP: 0.308, SLG: 0.294		BB 1B 1-2 2-3 BB		F7		K			DI 1-2 BB	2	1	0	0	1	1	0
Bob Beall, S (9, PH) OBP: 0.333, SLG: 0.263										0	0	0	0	1	0	0
Jamie Easterly, L (1, 1) OBP: 0.286, SLG: 0.308		1B 1-2 2-3 3-H BB		K			K		K 1-2 2-3	1	0	0	1	1	1	0
Rod Gilbreath, R (7, PH) OBP: 0.300, SLG: 0.333										1	0	0	0	0	1	0
Mickey Mahler, S (7, 1) OBP: 0.120, SLG: 0.083										0	0	0	0	0	0	0
Cito Gaston, R (9, PH) OBP: 0.228, SLG: 0.222										1	0	0	0	0	1	2
Inning Stats	R: 0 E: 0 K: 1 S: 5 H: 0 LOB: 0 BB: 0 P: 5	R: 3 E: 0 K: 1 S: 8 H: 3 LOB: 2 BB: 2 P: 16	R: 0 E: 0 K: 1 S: 6 H: 1 LOB: 2 BB: 1 P: 10	R: 0 E: 0 K: 1 S: 5 H: 0 LOB: 0 BB: 0 P: 5	R: 0 E: 0 K: 1 S: 6 H: 1 LOB: 1 BB: 0 P: 6	R: 0 E: 0 K: 1 S: 5 H: 0 LOB: 0 BB: 0 P: 5	R: 0 E: 0 K: 1 S: 5 H: 0 LOB: 0 BB: 0 P: 5	R: 0 E: 0 K: 0 S: 3 H: 1 LOB: 1 BB: 1 P: 7	R: 0 E: 0 K: 2 S: 8 H: 1 LOB: 2 BB: 1 P: 12	1B: 6 2B: 1 3B: 0 HR: 0	SF: 0 SAC: 0 DP: 1 HBP: 0					

	AB	33
	R	3
	H	7
	RBI	3
	BB	5
	SO	9
	LOB	14

PITCHER	IP	WLS	BF	H	R	ER	SO	BB	IBB	HBP	BLK	WP	HR	S	P	ERA	WHIP
Woodie Fryman, L (1, 1) ERA: 4.03	8.0	W	35	7	3	3	7	5	0	0	0	0	0	44	64	3.38	1.500
Mike Garman, R (9, 1) ERA: 4.93	1.0	S	3	0	0	0	2	0	0	0	0	0	0	7	7	0.00	0.000

PITCHER	IP	WLS	BF	H	R	ER	SO	BB	IBB	HBP	BLK	WP	HR	S	P	ERA	WHIP

WP: 0 PB: 0 SB: 0 CS: 0 PA: 38

livebaseballscorecards.com

Atlanta Braves @ Montreal Expos

Olympic Stadium, Montreal, QB

Thu Jul 20 1978, 7:05 PM EDT

Att. 14,108 - Unknown

livebaseballscorecards.com

BOTTOM

Batter	1	2	3	4	5	6	7	8	9	AB	R	H	RBI	BB	SO	LOB
Dave Cash, R (1, 4) OBP: 0.317, SLG: 0.343 Pepe Frias, R (9, 4) OBP: 0.333, SLG: 0.778	L6-4, 1B 1B	4-3			F9		F8 1B	5-3		5 0	0 0	1 0	0 0	0 0	0 0	2 0
Andre Dawson, R (1, 8) OBP: 0.310, SLG: 0.435	FC5-4 1-2 1B		F3		4-3		WP, S BLK 1B	F2		5	1	2	0	0	0	1
Ellis Valentine, R (1, 9) OBP: 0.344, SLG: 0.524	L6-4 2-3		6-3		1-3		BLK, WP 1-2 IBB			3	0	0	0	1	0	2
Tony Perez, R (1, 3) OBP: 0.338, SLG: 0.465 Del Unser, L (9, 3) OBP: 0.312, SLG: 0.315	FC5-4 1-2f		BBB FC6-4 BB			1-3	SSS K 1-2 2-3			3 0	0 0	0 0	0 0	1 0	1 0	3 0
Larry Parrish, R (1, 5) OBP: 0.309, SLG: 0.450		6-3	FC6-4 1-2f			HBP HR 1B	BLK IBB			3	1	1	0	1	0	1
Warren Cromartie, L (1, 7) OBP: 0.324, SLG: 0.388 Sam Mejias, R (7, PH) OBP: 0.222, SLG: 0.160 (8, 7)		BBB 1B 3B BB		F7		H 1-0 1-2 HR HBP	F7 1-2 2-3 3-H			1 1	2 0	0 0	0 0	1 0	0 0	0 2
Gary Carter, R (1, 2) OBP: 0.321, SLG: 0.375		1-2 3B 1B		F3		F2		BBB E BB		3	2	1	0	1	0	2
Chris Speier, R (1, 6) OBP: 0.333, SLG: 0.346		1-H 2-H 3B		1B		1-H 2-H HR		E6 1-H 2B		4	1	4	6	0	0	0
Woodie Fryman, R (1, 1) OBP: 0.031, SLG: 0.065 Mike Garman, R (9, 1)		5-3		F3		F9		SSS K		4 0	0 0	0 0	0 0	0 0	1 0	3 0
Inning Stats	R: 0 E: 0 K: 0 S: 4 H: 2 LOB: 1 BB: 0 P: 4	R: 2 E: 0 K: 0 S: 5 H: 2 LOB: 1 BB: 1 P: 9	R: 0 E: 0 K: 0 S: 3 H: 0 LOB: 1 BB: 1 P: 7	R: 0 E: 0 K: 0 S: 4 H: 1 LOB: 1 BB: 0 P: 4	R: 0 E: 0 K: 0 S: 3 H: 0 LOB: 0 BB: 0 P: 3	R: 3 E: 0 K: 0 S: 5 H: 2 LOB: 0 BB: 0 P: 6	R: 1 E: 0 K: 1 S: 6 H: 1 LOB: 2 BB: 2 P: 14	R: 1 E: 1 K: 1 S: 6 H: 1 LOB: 1 BB: 1 P: 10		1B: 6 2B: 2 3B: 1 HR: 1 SF: 0 SAC: 0 DP: 1 HBP: 1						

PITCHER		IP	WLS	BF	H	R	ER	SO	BB	IBB	HBP	BLK	WP	HR	S	P	ERA	WHIP
Jamie Easterly, L ERA: 6.87	(1, 1)	6.0	L	27	7	5	5	0	2	0	1	0	0	1	24	33	7.50	1.500
Mickey Mahler, L ERA: 3.32	(7, 1)	2.0		11	2	2	2	2	1	2	0	1	1	0	12	24	9.00	1.500

PITCHER	IP	WLS	BF	H	R	ER	SO	BB	IBB	HBP	BLK	WP	HR	S	P	ERA	WHIP

AB	32
R	7
H	9
RBI	6
BB	5
SO	2
LOB	16

WP: 1 PB: 0 SB: 1 CS: 0 PA: 38

Cincinnati Reds @ Montreal Expos

Olympic Stadium, Montreal, QB

Fri Jul 21 1978, 7:05 PM EDT

Att. 25,825 - Unknown

TOP

livebaseballscorecards.com

Batter	1	2	3	4	5	6	7	8	9	AB	R	H	RBI	BB	SO	LOB
Pete Rose, S (1, 5) OBP: 0.359, SLG: 0.418	G3-6-3 1B		6-3		L9	1B 1-2 2-3 3-H HBP	3-1			3	1	1	1	0	0	1
Ray Knight, R (6, 5) OBP: 0.216, SLG: 0.292										1	0	0	0	0	0	0
Ken Griffey, L (1, 9) OBP: 0.341, SLG: 0.401	B1		L5		G3	1B 1-2 2-3 3-H 1B	F8			5	0	1	1	0	0	2
Joe Morgan, L (1, 4) OBP: 0.378, SLG: 0.430	G3-6-3 1-2f			4-3	1B 1-3 2-H 3-H 1B			6-3		4	0	2	2	0	0	1
Junior Kennedy, R (7, 4) OBP: 0.330, SLG: 0.224										1	0	0	0	0	0	0
George Foster, R (1, 7) OBP: 0.372, SLG: 0.561		G3 WP 1B HBP		BB 1B	F9 BB			G3		3	1	1	0	1	0	1
Johnny Bench, R (1, 2) OBP: 0.333, SLG: 0.452		G3 1-3		4-0 1-2 BB	BB 1-3 1B 1B	F3		2B		3	1	1	0	1	0	4
Vic Correll, R (7, 2) OBP: 0.250, SLG: 0.267										1	0	1	0	0	0	0
Dave Concepcion, R (1, 6) OBP: 0.342, SLG: 0.401			K		FC5-2-5 1B BB 1-2 3-H 1B		2B 1B	L6		4	2	2	1	0	1	4
Rick Auerbach, R (7, 6) OBP: 0.306, SLG: 0.400		3-H 1B								1	0	0	0	0	0	1
Ken Henderson, S (1, 8) OBP: 0.338, SLG: 0.470		K	F8			4-0 1B 1B 1-2 2-3 HBP BB			4-3	3	2	1	1	1	1	3
Dave Collins, S (7, 8) OBP: 0.300, SLG: 0.206							1-H HR 2B			1	0	0	0	0	0	0
Dan Driessen, L (1, 3) OBP: 0.385, SLG: 0.468		4-3			SH1-4 1B	HBP 1B 1-2 2-3 3-H 1B	2-H HR		F8	5	2	3	3	0	0	1
Michael LaCoss, R (1, 1) OBP: 0.250, SLG: 0.250			F9		SH1-4 1-2	1B HBP 1-2 2-3 3-H 1B	5-3		K	4	1	1	1	0	1	0
Pedro Borbon, R (9, 1) OBP: 0.200, SLG: 0.200										0	0	0	0	0	0	0

AB	39
R	10
H	14
RBI	10
BB	3
SO	3
LOB	18

Inning Stats	1	2	3	4	5	6	7	8	9
	R: 0 E: 0 K: 0 S: 3	H: 1 LOB: 0 BB: 0 P: 3	R: 1 E: 0 K: 1 S: 6	H: 1 LOB: 1 BB: 0 P: 7	R: 0 E: 0 K: 0 S: 3	H: 0 LOB: 0 BB: 0 P: 3	R: 0 E: 0 K: 1 S: 6	H: 1 LOB: 2 BB: 1 P: 10	R: 0 E: 0 K: 0 S: 4	H: 1 LOB: 1 BB: 0 P: 4	R: 6 E: 0 K: 0 S: 9	H: 6 LOB: 3 BB: 2 P: 18	R: 3 E: 0 K: 0 S: 6	H: 3 LOB: 0 BB: 0 P: 6	R: 0 E: 0 K: 0 S: 4	H: 1 LOB: 1 BB: 0 P: 4	R: 0 E: 0 K: 1 S: 5	H: 0 LOB: 0 BB: 0 P: 5

| | | | | | | | | | |

Cincinnati Reds @ Montreal Expos

Olympic Stadium, Montreal, QB

Fri Jul 21 1978, 7:05 PM EDT

Att. 25,825 - Unknown

livebaseballscorecards.com

BOTTOM

Batter	1	2	3	4	5	6	7	8	9	AB	R	H	RBI	BB	SO	LOB
Dave Cash, R (1, 4) OBP: 0.314, SLG: 0.339	G3	3-1			P4		FC6-4 1-2f		K	4	0	0	0	0	0	3
Pepe Frias, R (8, 4) OBP: 0.300, SLG: 0.700										1	0	0	0	0	1	1
Andre Dawson, R (1, 8) OBP: 0.310, SLG: 0.431	FC1-4 HBP		F9		F9			F9		3	0	0	0	0	0	0
Ellis Valentine, R (1, 9) OBP: 0.340, SLG: 0.518	FC1-4 FC6-4 1-2f		K			6-3		5-3		4	0	0	0	0	1	1
Sam Mejias, R (9, 9) OBP: 0.222, SLG: 0.160										0	0	0	0	0	0	0
Tony Perez, R (1, 3) OBP: 0.337, SLG: 0.464	FC6-4 1-2f		3-1			1B		6-3		1	0	0	0	0	0	1
Del Unser, L (3, PH) OBP: 0.313, SLG: 0.315 (4, 3)										3	0	1	0	0	0	0
Larry Parrish, R (1, 5) OBP: 0.312, SLG: 0.454		SF7 1B 1B		E5 CS G3		L4			E 2B	4	2	2	0	0	0	1
Warren Cromartie, L (1, 7) OBP: 0.324, SLG: 0.388		1B 1-3 1B		G3 1-2		F7			E G4-6-3 BB	3	0	1	0	0	0	2
Gary Carter, R (1, 2) OBP: 0.322, SLG: 0.376		SF7 3-H		1B 2-3			5-3		E2 G4-6-3 1-3 2-H 1B	2	0	1	1	0	0	0
Ed Herrmann, L (8, 2) OBP: 0.203, SLG: 0.183										1	0	1	1	0	0	0
Chris Speier, R (1, 6) OBP: 0.338, SLG: 0.347		1B 1-2		6-3			FC3-6 BB		G4-6-3 BB	2	0	1	0	2	0	1
Ross Grimsley, L (1, 1) OBP: 0.207, SLG: 0.167		K			1-3		FC3-6 FC6-4 1-2f		G4-6-3 1-2f 2-3 3-H	2	0	0	0	0	1	2
Gerry Pirtle, R (6, 1)										0	0	0	0	0	0	0
Stan Bahnsen, R (7, 1)										0	0	0	0	0	0	0
Tom Hutton, L (7, 7) OBP: 0.325, SLG: 0.337										2	0	0	0	0	0	3
Stan Papi, R (9, PH) OBP: 0.345, SLG: 0.372										0	1	0	0	1	0	0
Inning Stats	R: 0 E: 0 K: 0 S: 3 H: 0 LOB: 1 BB: 0 P: 4	R: 1 E: 0 K: 1 S: 8 H: 3 LOB: 2 BB: 0 P: 8	R: 0 E: 0 K: 1 S: 5 H: 0 LOB: 0 BB: 0 P: 5	R: 0 E: 1 K: 0 S: 4 H: 1 LOB: 1 BB: 0 P: 4	R: 0 E: 0 K: 0 S: 3 H: 0 LOB: 0 BB: 0 P: 3	R: 0 E: 0 K: 0 S: 4 H: 1 LOB: 1 BB: 0 P: 4	R: 0 E: 0 K: 0 S: 3 H: 0 LOB: 1 BB: 1 P: 7	R: 0 E: 0 K: 0 S: 3 H: 0 LOB: 0 BB: 0 P: 3	R: 2 E: 1 K: 1 S: 6 H: 2 LOB: 1 BB: 2 P: 14	1B: 6 2B: 1 3B: 0 HR: 0 SF: 1 SAC: 0 DP: 1 HBP: 1	WP: 0 PB: 0 SB: 0 CS: 1 PA: 37					

	AB	32
	R	3
	H	7
	RBI	2
	BB	3
	SO	3
	LOB	15

PITCHER		IP	WLS	BF	H	R	ER	SO	BB	IBB	HBP	BLK	WP	HR	S	P	ERA	WHIP
Michael LaCoss, R ERA: 4.0	(1, 1)	8.0	W	34	7	3	3	2	2	0	1	0	0	0	35	44	3.38	1.125
Pedro Borbon, R ERA: 4.02	(9, 1)	1.0		3	0	0	0	1	1	0	0	0	0	0	4	8	0.00	1.000

PITCHER	IP	WLS	BF	H	R	ER	SO	BB	IBB	HBP	BLK	WP	HR	S	P	ERA	WHIP

Cincinnati Reds @ Montreal Expos

Olympic Stadium, Montreal, QB

Sat Jul 22 1978, 3:33 AM EDT

Att. 28,920 - Unknown

TOP

livebaseballscorecards.com

Batter	1	2	3	4	5	6	7	8	9	AB	R	H	RBI	BB	SO	LOB
Pete Rose, S (1, 5) OBP: 0.358, SLG: 0.418 Doug Bair, R (8, 1) OBP: 0.100, SLG: 0.100	F8		L9			1-3 3-H 1B		SH1-3 1-2		3 0	0 0	1 0	1 0	0 0	0 0	0 0
Ken Griffey, L (1, 9) OBP: 0.340, SLG: 0.397	BB BB			1-3		1-3 1-2		G3 2-3		3	0	0	0	1	0	2
Joe Morgan, L (1, 4) OBP: 0.376, SLG: 0.425	G6-4-3 1-2 BB			F8		F3		2-3		3	0	0	0	1	0	2
George Foster, R (1, 7) OBP: 0.368, SLG: 0.555	G6-4-3 1-2f			F3			P4		K	4	0	0	0	0	1	2
Johnny Bench, R (1, 2) OBP: 0.332, SLG: 0.462		L1			F7		HR		L5	4	1	1	1	0	0	0
Dave Concepcion, R (1, 6) OBP: 0.347, SLG: 0.402		K 1B			G6-4-3 BB		FC5-4 BB		4-3	2	0	1	0	2	0	0
Ken Henderson, S (1, 8) OBP: 0.325, SLG: 0.449		K 1-2			G6-4-3 1-2f		FC5-4 1-2f			3	0	0	0	0	1	3
Dan Driessen, L (1, 3) OBP: 0.385, SLG: 0.466			K			E 1B 1B	F7			3	1	1	0	0	1	1
Fred Norman, S (1, 1) OBP: 0.190, SLG: 0.171 Dave Collins, S (8, PH) OBP: 0.309, SLG: 0.217 Ray Knight, R (8, 5) OBP: 0.216, SLG: 0.292			K			K 1-3		G3 SH1-3 1B		2 1 0	0 0 0	0 1 0	0 0 0	0 0 0	2 0 0	1 0 0
Inning Stats	R: 0 E: 0 K: 0 S: 2 H: 0 LOB: 1 BB: 2 P: 10	R: 0 E: 0 K: 1 S: 5 H: 1 LOB: 0 BB: 0 P: 5	R: 0 E: 0 K: 2 S: 7 H: 0 LOB: 0 BB: 0 P: 7	R: 0 E: 0 K: 0 S: 3 H: 0 LOB: 0 BB: 0 P: 3	R: 0 E: 0 K: 0 S: 2 H: 0 LOB: 0 BB: 1 P: 6	R: 1 E: 1 K: 1 S: 7 H: 2 LOB: 1 BB: 0 P: 7	R: 1 E: 0 K: 0 S: 4 H: 1 LOB: 1 BB: 1 P: 8	R: 0 E: 0 K: 0 S: 4 H: 1 LOB: 1 BB: 0 P: 4	R: 0 E: 0 K: 1 S: 5 H: 0 LOB: 0 BB: 0 P: 5	1B: 4 2B: 0 3B: 0 HR: 1 SF: 0 SAC: 1 DP: 2 HBP: 0						

	AB	28
	R	2
	H	5
	RBI	2
	BB	4
	SO	5
	LOB	11

PITCHER		IP	WLS	BF	H	R	ER	SO	BB	IBB	HBP	BLK	WP	HR	S	P	ERA	WHIP
Dan Schatzeder, L ERA: 2.49	(1, 1)	7.0	L	26	4	2	1	4	4	0	0	0	0	1	30	46	1.29	1.143
Darold Knowles, L ERA: 2.31	(8, 1)	2.0		7	1	0	0	1	0	0	0	0	0	0	9	9	0.00	0.500

PITCHER		IP	WLS	BF	H	R	ER	SO	BB	IBB	HBP	BLK	WP	HR	S	P	ERA	WHIP

WP: 0 PB: 0 SB: 0 CS: 0 PA: 33

Cincinnati Reds @ Montreal Expos

Olympic Stadium, Montreal, QB

Sat Jul 22 1978, 3:33 AM EDT

Att. 28,920 - Unknown

BOTTOM

livebaseballscorecards.com

Batter	1	2	3	4	5	6	7	8	9	AB	R	H	RBI	BB	SO	LOB
Dave Cash, R (1, 4) OBP: 0.315, SLG: 0.338	6-3		BBBB 4-0 1B BB		6-3		1B		2-3 4-3	4	0	1	0	1	0	1
Andre Dawson, R (1, 8) OBP: 0.311, SLG: 0.429	5-3		P4		1B		SSS 0-3 K		BBBB BB	4	0	1	0	1	1	2
Ellis Valentine, R (1, 9) OBP: 0.341, SLG: 0.517	BB 1B		1-2 1B		F9			F8	P4	5	0	2	0	0	0	3
Tony Perez, R (1, 3) OBP: 0.339, SLG: 0.463 Pepe Frias, R (8, PR) OBP: 0.300, SLG: 0.700 Del Unser, L (9, 3) OBP: 0.313, SLG: 0.315	BBBB 1-2 BB		F8	P4				E 1B 1B		3 0 0	0 0 0	1 0 0	0 0 0	1 0 0	0 0 0	2 0 0
Larry Parrish, R (1, 5) OBP: 0.311, SLG: 0.452	F2			6-3		4-3		1-2 E 1B		4	0	1	0	0	0	2
Warren Cromartie, L (1, 7) OBP: 0.323, SLG: 0.395		F8		1-3		HR		SSS 1-2 2-3 K		4	1	1	1	0	1	2
Gary Carter, R (1, 2) OBP: 0.321, SLG: 0.375		F7		1B		6-3		SSS K		4	0	1	0	0	1	3
Chris Speier, R (1, 6) OBP: 0.335, SLG: 0.343 Tom Hutton, L (9, PH) OBP: 0.328, SLG: 0.337	5-3		SSS K				SSS K		BBBB 4-3 SH5-4 BB	3 0	0 0	0 0	0 0	0 1	2 0	1 0
Dan Schatzeder, L (1, 1) OBP: 0.250, SLG: 0.313 Stan Papi, R (7, PH) OBP: 0.341, SLG: 0.367 Darold Knowles, L (8, 1) OBP: 0.333, SLG: 0.333			1-3		4-3		SSS K		SH5-4 1-2	2 1 0	0 0 0	0 0 0	0 0 0	0 1 0	0 0 0	0 0 0
Inning Stats	R: 0 E: 0 K: 0 S: 4 H: 1 LOB: 2 BB: 1 P: 8	R: 0 E: 0 K: 0 S: 3 H: 0 LOB: 0 BB: 0 P: 3	R: 0 E: 0 K: 0 S: 4 H: 1 LOB: 2 BB: 1 P: 8	R: 0 E: 0 K: 1 S: 6 H: 1 LOB: 1 BB: 0 P: 6	R: 0 E: 0 K: 0 S: 4 H: 1 LOB: 1 BB: 0 P: 4	R: 1 E: 0 K: 0 S: 4 H: 1 LOB: 0 BB: 0 P: 4	R: 0 E: 0 K: 3 S: 10 H: 1 LOB: 1 BB: 0 P: 10	R: 0 E: 1 K: 2 S: 9 H: 2 LOB: 3 BB: 0 P: 9	R: 0 E: 0 K: 0 S: 3 H: 0 LOB: 2 BB: 2 P: 11	1B: 7 2B: 0 3B: 0 HR: 1	SF: 0 SAC: 1 DP: 0 HBP: 0						

PITCHER		IP	WLS	BF	H	R	ER	SO	BB	IBB	HBP	BLK	WP	HR	S	P	ERA	WHIP
Fred Norman, L ERA: 3.31	(1, 1)	7.0	W	29	6	1	1	4	2	0	0	0	0	1	35	43	1.29	1.143
Doug Bair, R ERA: 1.53	(8, 1)	2.0	S	10	2	0	0	2	2	0	0	0	0	0	12	20	0.00	2.000

PITCHER	IP	WLS	BF	H	R	ER	SO	BB	IBB	HBP	BLK	WP	HR	S	P	ERA	WHIP

AB	34
R	1
H	8
RBI	1
BB	4
SO	6
LOB	16

WP: 0 PA: 39
PB: 0
SB: 0
CS: 0

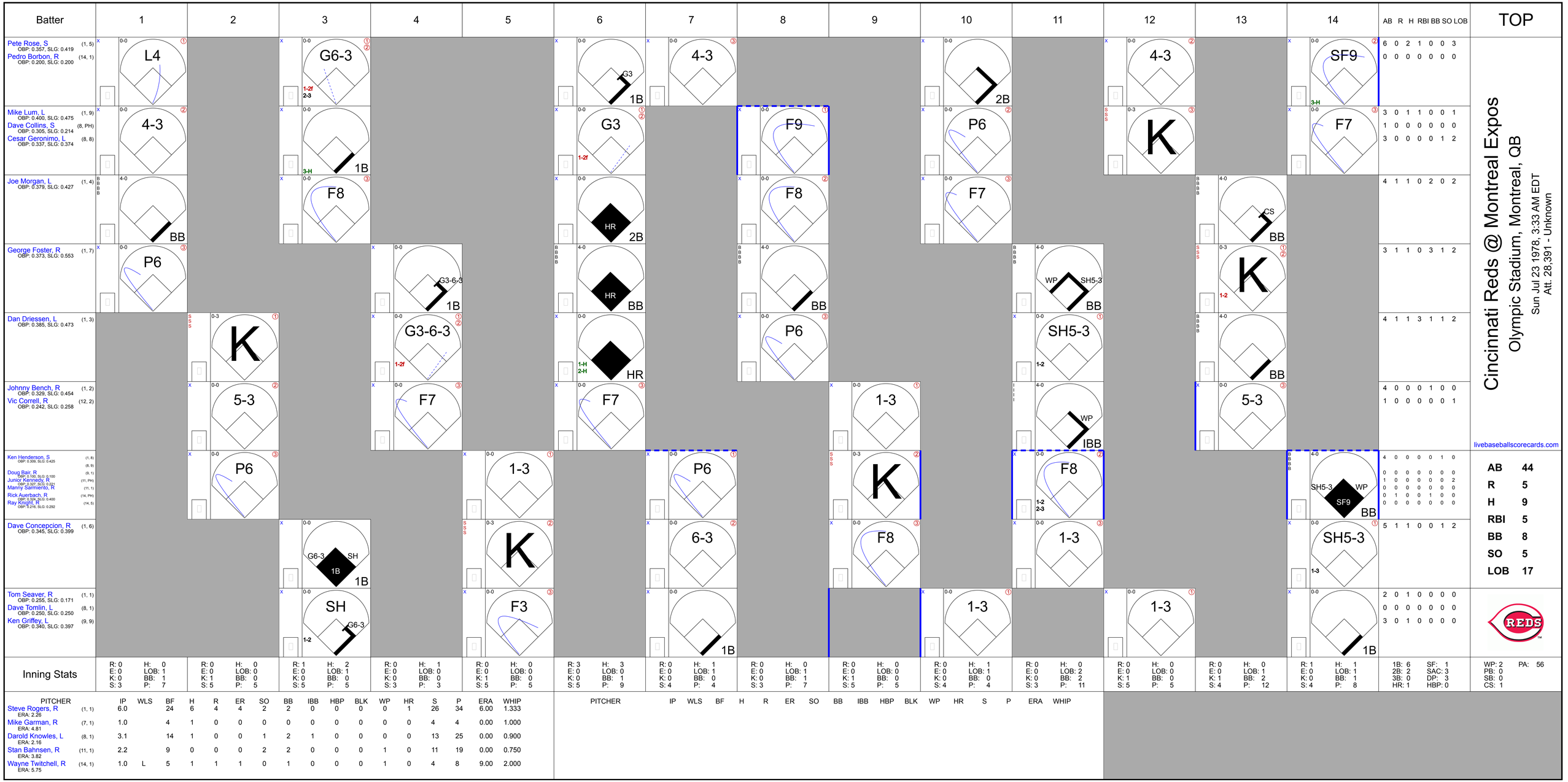
Batter
1
2
3
4
5
6
7
8
9
10
11
12
13
14
AB R H RBI BB SO LOB
TOP
Pete Rose, S (1, 5)
OBP: 0.357, SLG: 0.419
Pedro Borbon, R (14, 1)
OBP: 0.200, SLG: 0.200
L4
G6-3
1-2f
2-3
G3
1B
4-3
SF9
3-H
6 0 2 1 0 0 3
0 0 0 0 0 0 0
Mike Lum, L (1, 9)
OBP: 0.400, SLG: 0.475
Dave Collins, S (8, PH)
OBP: 0.305, SLG: 0.214
Cesar Geronimo, L (8, 8)
OBP: 0.337, SLG: 0.374
4-3
1B
3-H
G3
1-2f
F9
P6
K
F7
3 0 1 1 0 0 1
1 0 0 0 0 0 0
3 0 0 0 0 1 2
Joe Morgan, L (1, 4)
OBP: 0.379, SLG: 0.427
F8
HR
2B
F7
BB
CS
4 1 1 0 2 0 2
George Foster, R (1, 7)
OBP: 0.373, SLG: 0.553
P6
G3-6-3
1B
WP
SH5-3
3 1 1 0 3 1 2
Dan Driessen, L (1, 3)
OBP: 0.385, SLG: 0.473
K
G3-6-3
1-2f
1-H
2-H
SH5-3
1-2
4 1 1 3 1 1 2
Johnny Bench, R (1, 2)
OBP: 0.329, SLG: 0.454
Vic Correll, R (12, 2)
OBP: 0.242, SLG: 0.258
5-3
F7
1-3
WP
IBB
4 0 0 0 1 0 0
1 0 0 0 0 0 1
livebaseballscorecards.com
Ken Henderson, S (1, 8)
OBP: 0.309, SLG: 0.425
(8, 9)
Doug Bair, R (9, 1)
OBP: 0.000, SLG: 0.100
Junior Kennedy, R (11, PH)
OBP: 0.000, SLG: 0.231
Manny Sarmiento, R (11, 1)
Rick Auerbach, R (14, PH)
OBP: 0.304, SLG: 0.400
Ray Knight, R (14, 5)
OBP: 0.276, SLG: 0.292
P6
1-3
P6
F8
SH5-3
WP
SF9
BB
4 0 0 0 0 1 0
0 0 0 0 0 0 0
1 0 0 0 0 0 2
0 0 0 0 0 0 0
0 1 0 0 1 0 0
0 0 0 0 0 0 0
AB 44
R 5
H 9
RBI 5
BB 8
SO 5
LOB 17
Dave Concepcion, R (1, 6)
OBP: 0.345, SLG: 0.399
G6-3
SH
1B
1B
K
6-3
F8
1-3
SH5-3
1-3
5 1 1 0 0 1 2
Tom Seaver, R (1, 1)
OBP: 0.255, SLG: 0.171
Dave Tomlin, L (8, 1)
OBP: 0.250, SLG: 0.250
Ken Griffey, L (9, 9)
OBP: 0.340, SLG: 0.397
SH
G6-3
1-2
F3
1-3
1B
1-3
2 0 1 0 0 0 0
0 0 0 0 0 0 0
3 0 1 0 0 0 0
Cincinnati Reds @ Montreal Expos
Olympic Stadium, Montreal, QB
Sun Jul 23 1978, 3:33 AM EDT
Att. 28,391 - Unknown
Inning Stats
R: 0 E: 0 K: 0 S: 3 H: 0 LOB: 1 BB: 1 P: 7
R: 0 E: 0 K: 1 S: 5 H: 0 LOB: 0 BB: 0 P: 5
R: 1 E: 0 K: 0 S: 5 H: 2 LOB: 1 BB: 0 P: 5
R: 0 E: 0 K: 0 S: 3 H: 1 LOB: 0 BB: 0 P: 3
R: 0 E: 0 K: 1 S: 5 H: 0 LOB: 0 BB: 0 P: 5
R: 3 E: 0 K: 0 S: 5 H: 3 LOB: 0 BB: 1 P: 9
R: 0 E: 0 K: 0 S: 4 H: 1 LOB: 1 BB: 0 P: 4
R: 0 E: 0 K: 0 S: 3 H: 0 LOB: 1 BB: 1 P: 7
R: 0 E: 0 K: 1 S: 5 H: 0 LOB: 0 BB: 0 P: 5
R: 0 E: 0 K: 1 S: 5 H: 1 LOB: 1 BB: 0 P: 4
R: 0 E: 0 K: 0 S: 3 H: 0 LOB: 2 BB: 2 P: 11
R: 0 E: 0 K: 1 S: 5 H: 0 LOB: 0 BB: 0 P: 5
R: 0 E: 0 K: 1 S: 4 H: 0 LOB: 1 BB: 2 P: 12
R: 1 E: 0 K: 0 S: 4 H: 1 LOB: 1 BB: 1 P: 8
1B: 6 2B: 2 3B: 0 HR: 1
SF: 1 SAC: 3 DP: 3 HBP: 0
WP: 2 PB: 0 SB: 0 CS: 1
PA: 56
PITCHER IP WLS BF H R ER SO BB IBB HBP BLK WP HR S P ERA WHIP
Steve Rogers, R (1, 1) ERA: 2.26 6.0 24 6 4 4 2 2 0 0 0 0 1 26 34 6.00 1.333
Mike Garman, R (7, 1) ERA: 4.81 1.0 4 1 0 0 0 0 0 0 0 0 0 4 4 0.00 1.000
Darold Knowles, L (8, 1) ERA: 2.16 3.1 14 1 0 0 1 2 1 0 0 0 0 13 25 0.00 0.900
Stan Bahnsen, R (11, 1) ERA: 3.82 2.2 9 0 0 0 2 2 0 0 0 1 0 11 19 0.00 0.750
Wayne Twitchell, R (14, 1) ERA: 5.75 1.0 L 5 1 1 1 0 1 0 0 0 1 0 4 8 9.00 2.000
PITCHER IP WLS BF H R ER SO BB IBB HBP BLK WP HR S P ERA WHIP

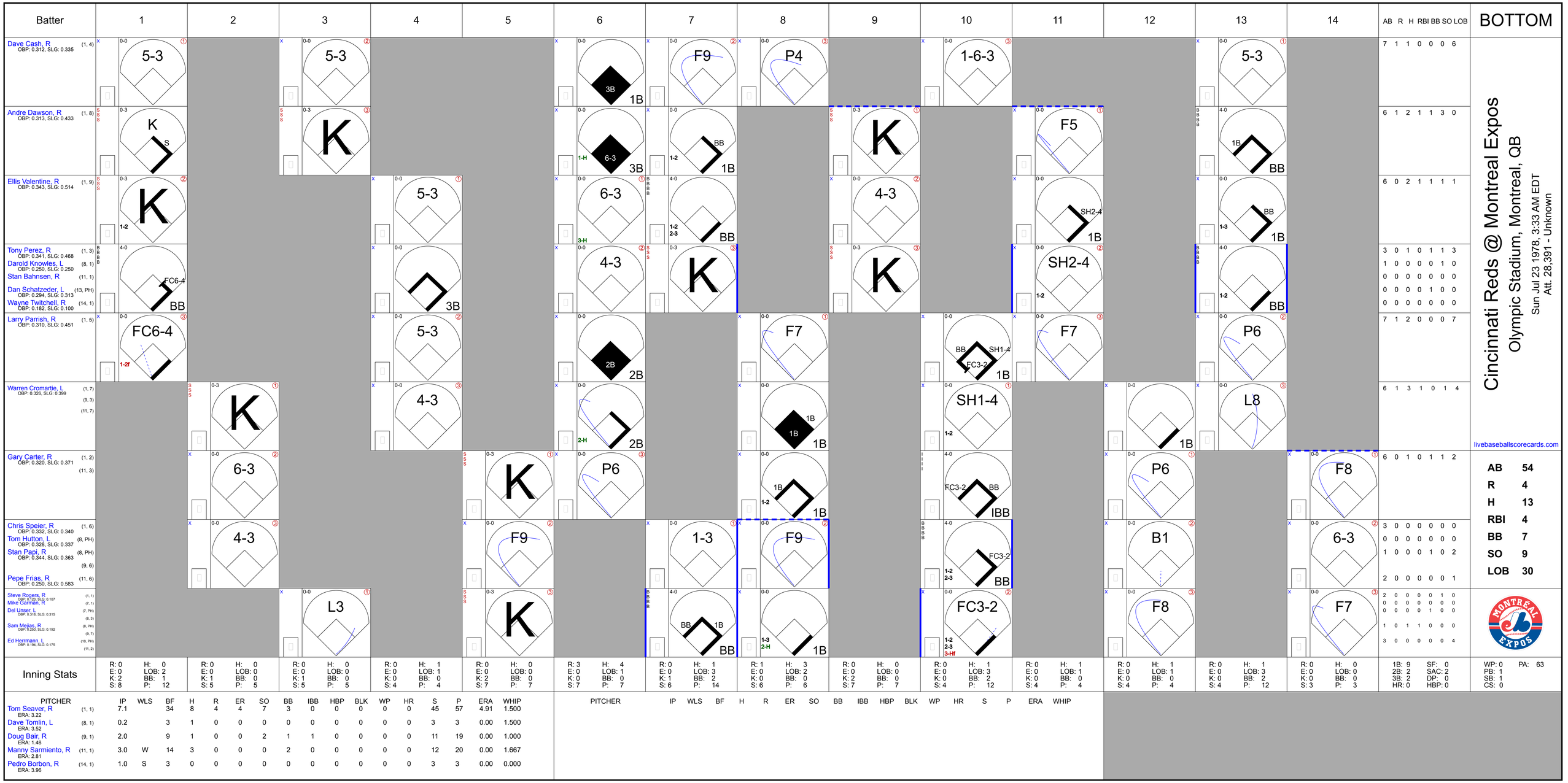
Batter
1
2
3
4
5
6
7
8
9
10
11
12
13
14
AB R H RBI BB SO LOB
BOTTOM
Dave Cash, R (1, 4) OBP: 0.312, SLG: 0.335
5-3
7 1 1 0 0 0 6
Andre Dawson, R (1, 8) OBP: 0.313, SLG: 0.433
K S
K
3B 1B
1-H 6-3 3B
F9
BB 1B
P4
K
F5
1B BB
6 1 2 1 1 3 0
Ellis Valentine, R (1, 9) OBP: 0.343, SLG: 0.514
K 1-2
5-3
6-3 3-H
1-2 2-3 BB
4-3
SH2-4 1B
6 0 2 1 1 1 1
Tony Perez, R (1, 3) OBP: 0.341, SLG: 0.468
Darold Knowles, L (8, 1) OBP: 0.250, SLG: 0.250
Stan Bahnsen, R (11, 1)
Dan Schatzeder, L (13, PH) OBP: 0.294, SLG: 0.313
Wayne Twitchell, R (14, 1) OBP: 0.182, SLG: 0.100
FC6-4 BB
3B
4-3
K
K
SH2-4 1-2
BB 1-2 BB
3 0 1 0 1 1 3
1 0 0 0 0 1 0
0 0 0 0 0 0 0
0 0 0 0 1 0 0
0 0 0 0 0 0 0
Larry Parrish, R (1, 5) OBP: 0.310, SLG: 0.451
FC6-4 1-2f
5-3
2B 2B
F7
BB SH1-4 FC3-2 1B
F7
P6
7 1 2 0 0 0 7
Warren Cromartie, L (1, 7) (9, 3) (11, 7) OBP: 0.326, SLG: 0.399
K
4-3
2-H 2B
1B 1B 1B
SH1-4 1-2
1B
L8
6 1 3 1 0 1 4
Gary Carter, R (1, 2) (11, 3) OBP: 0.320, SLG: 0.371
6-3
K
P6
1B 1-2 1B
FC3-2 BB IBB
P6
F8
6 0 1 0 1 1 2
Chris Speier, R (1, 6) OBP: 0.332, SLG: 0.340
Tom Hutton, L (8, PH) OBP: 0.328, SLG: 0.337
Stan Papi, R (8, PH) OBP: 0.344, SLG: 0.363
Pepe Frias, R (11, 6) OBP: 0.250, SLG: 0.583
4-3
F9
1-3
F9
FC3-2 BB
B1
6-3
3 0 0 0 0 0 0
0 0 0 0 0 0 0
1 0 0 0 1 0 2
2 0 0 0 0 0 1
Steve Rogers, R (1, 1) OBP: 0.123, SLG: 0.107
Mike Garman, R (7, 1)
Del Unser, L (7, PH) OBP: 0.318, SLG: 0.315
(8, 3)
Sam Mejias, R (8, PH) OBP: 0.250, SLG: 0.192
(9, 7)
Ed Herrmann, L (10, PH) OBP: 0.194, SLG: 0.175
(11, 2)
L3
K
BB 1B BB
1-3 2-H 1B
FC3-2 1-2 2-3 3-Hf
F8
F7
2 0 0 0 0 1 0
0 0 0 0 0 0 0
0 0 0 0 1 0 0
1 0 1 1 0 0 0
3 0 0 0 0 0 4
Inning Stats
R: 0 E: 0 K: 2 S: 8 H: 0 LOB: 2 BB: 1 P: 12
R: 0 E: 0 K: 1 S: 5 H: 0 LOB: 0 BB: 0 P: 5
R: 0 E: 0 K: 1 S: 5 H: 0 LOB: 0 BB: 0 P: 5
R: 0 E: 0 K: 0 S: 4 H: 1 LOB: 1 BB: 0 P: 4
R: 0 E: 0 K: 2 S: 7 H: 0 LOB: 0 BB: 0 P: 7
R: 3 E: 0 K: 0 S: 7 H: 4 LOB: 1 BB: 0 P: 7
R: 0 E: 0 K: 1 S: 6 H: 1 LOB: 3 BB: 2 P: 14
R: 1 E: 0 K: 0 S: 6 H: 3 LOB: 2 BB: 0 P: 6
R: 0 E: 0 K: 2 S: 7 H: 0 LOB: 0 BB: 0 P: 7
R: 0 E: 0 K: 0 S: 4 H: 1 LOB: 3 BB: 2 P: 12
R: 0 E: 0 K: 0 S: 4 H: 1 LOB: 1 BB: 0 P: 4
R: 0 E: 0 K: 0 S: 4 H: 1 LOB: 1 BB: 0 P: 4
R: 0 E: 0 K: 0 S: 4 H: 1 LOB: 3 BB: 2 P: 12
R: 0 E: 0 K: 0 S: 3 H: 0 LOB: 0 BB: 0 P: 3
1B: 9 2B: 2 3B: 2 HR: 0
SF: 0 SAC: 2 DP: 0 HBP: 0
WP: 0 PB: 1 SB: 1 CS: 0
PA: 63
PITCHER IP WLS BF H R ER SO BB IBB HBP BLK WP HR S P ERA WHIP
Tom Seaver, R (1, 1) ERA: 3.22 7.1 34 8 4 4 7 3 0 0 0 0 0 45 57 4.91 1.500
Dave Tomlin, L (8, 1) ERA: 3.52 0.2 3 1 0 0 0 0 0 0 0 0 0 3 3 0.00 1.500
Doug Bair, R (9, 1) ERA: 1.48 2.0 9 1 0 0 2 1 1 0 0 0 0 11 19 0.00 1.000
Manny Sarmiento, R (11, 1) ERA: 2.81 3.0 W 14 3 0 0 0 2 0 0 0 0 0 12 20 0.00 1.667
Pedro Borbon, R (14, 1) ERA: 3.96 1.0 S 3 0 0 0 0 0 0 0 0 0 0 3 3 0.00 0.000
PITCHER IP WLS BF H R ER SO BB IBB HBP BLK WP HR S P ERA WHIP
Cincinnati Reds @ Montreal Expos
Olympic Stadium, Montreal, QB
Sun Jul 23 1978, 3:33 AM EDT
Att. 28,391 - Unknown
livebaseballscorecards.com
AB 54
R 4
H 13
RBI 4
BB 7
SO 9
LOB 30
MONTREAL EXPOS

Montreal Expos @ Houston Astros

Astrodome, Houston, TX

Mon Jul 24 1978, 8:05 PM EDT

Att. 7,843 - Dome

TOP

livebaseballscorecards.com

Batter	1	2	3	4	5	6	7	8	9	AB	R	H	RBI	BB	SO	LOB
Dave Cash, R (1, 4) OBP: 0.311, SLG: 0.336	6-3		SF8, 1-3		5-3			6-3	4-3	5	1	1	0	0	0	3
Pepe Frias, R (9, 4) OBP: 0.250, SLG: 0.583			1B, 2B							0	0	0	0	0	0	0
Andre Dawson, R (1, 8) OBP: 0.310, SLG: 0.429	5-3		SF8, 2-3, 3-H		6-3			L9		3	0	0	1	0	0	0
Ellis Valentine, R (1, 9) OBP: 0.342, SLG: 0.511	4-3		S, 1B, 3-H, 1B		F8			L8		4	1	1	1	0	0	0
Del Unser, L (9, 3) OBP: 0.318, SLG: 0.315										0	0	0	0	0	0	0
Tony Perez, R (1, 3) OBP: 0.342, SLG: 0.468		F7	2B, 1-H, 1B			K			G3, HBP, 1B	4	1	2	1	0	1	0
Sam Mejias, R (9, PR) OBP: 0.250, SLG: 0.192 (9, 9)										0	1	0	0	0	0	0
Larry Parrish, R (1, 5) OBP: 0.315, SLG: 0.456		FC6-4, 1B	2-H, 2B			F7			1B, G3, 1-2, HBP	3	0	2	1	0	0	0
Warren Cromartie, L (1, 7) OBP: 0.323, SLG: 0.395		F7	P3			4-3			G3, 1-2, 2-3	4	0	0	0	0	0	4
Gary Carter, R (1, 2) OBP: 0.319, SLG: 0.367		FC6-4, 1-2f		F7		K			1B, IBB	3	0	0	0	1	1	1
Chris Speier, R (1, 6) OBP: 0.331, SLG: 0.339			P6	K			5-3		1-2, 2-3, 3-H, 1B	4	0	1	1	0	1	0
Hal Dues, R (1, 1) OBP: 0.214, SLG: 0.214										2	1	1	0	0	0	0
Tom Hutton, L (7, PH) OBP: 0.327, SLG: 0.335			2B, SF8, 1B	F9			F8		K	1	0	0	0	0	0	0
Mike Garman, R (7, 1)										1	0	0	0	0	1	3
Darold Knowles, L (9, 1) OBP: 0.250, SLG: 0.250										0	0	0	0	0	0	0
Gerry Pirtle, R (9, 1)										0	0	0	0	0	0	0
Inning Stats	R: 0 E: 0 K: 0 S: 3	R: 0 E: 0 K: 0 S: 4	R: 4 E: 0 K: 0 S: 8	R: 0 E: 0 K: 1 S: 5	R: 0 E: 0 K: 0 S: 3	R: 0 E: 0 K: 1 S: 5	R: 0 E: 0 K: 1 S: 5	R: 0 E: 0 K: 0 S: 3	R: 1 E: 0 K: 1 S: 7							

Inning Stats	H: 0 LOB: 0 BB: 0 P: 3	H: 1 LOB: 1 BB: 0 P: 4	H: 5 LOB: 1 BB: 0 P: 8	H: 0 LOB: 0 BB: 0 P: 5	H: 0 LOB: 0 BB: 0 P: 3	H: 0 LOB: 0 BB: 0 P: 5	H: 0 LOB: 0 BB: 0 P: 5	H: 0 LOB: 0 BB: 0 P: 3	H: 2 LOB: 3 BB: 1 P: 12	1B: 6 2B: 2 3B: 0 HR: 0	SF: 1 SAC: 0 DP: 0 HBP: 1	WP: 0 PB: 0 SB: 1 CS: 0	PA: 37

AB	34
R	5
H	8
RBI	5
BB	1
SO	4
LOB	11

PITCHER		IP	WLS	BF	H	R	ER	SO	BB	IBB	HBP	BLK	WP	HR	S	P	ERA	WHIP
Mark Lemongello, R ERA: 3.78	(1, 1)	8.0		30	6	4	4	3	0	0	0	0	0	0	36	36	4.50	0.750
Ken Forsch, R ERA: 3.09	(9, 1)	1.0	W	7	2	1	1	1	0	1	1	0	0	0	7	12	9.00	2.000

PITCHER		IP	WLS	BF	H	R	ER	SO	BB	IBB	HBP	BLK	WP	HR	S	P	ERA	WHIP

Batter	1	2	3	4	5	6	7	8	9	AB	R	H	RBI	BB	SO	LOB
Rafael Landestoy, S (1, 6) OBP: 0.343, SLG: 0.333	BBBB 4-0 G3-6-3 BB		x 0-0 6-3 ①	x 0-0 F8 ③		x 0-0 1-3 2B			BBBB 4-0 1B 2B BB x 0-0 1-2 2-H 3-H 1B	4	1	2	2	2	0	2
Terry Puhl, L (1, 8) OBP: 0.333, SLG: 0.387	x 0-0 G3-6-3 ①② 1-2f		x 0-0 F7 ②		SSS 0-3 K ①	x 0-0 P4 ③			x 0-0 2B SF7 1B 1-2	5	1	1	0	0	1	3
Enos Cabell, R (1, 5) OBP: 0.321, SLG: 0.390	x 0-0 2B		x 0-0 1B 1B		x 0-0 CS 1B		x 0-0 6-3 ① 1B		x 0-0 1-3 2-H 1B 2B	5	1	4	1	0	0	0
Jose Cruz, L (1, 9) OBP: 0.346, SLG: 0.407 Jesus Alou, R (9, PH) OBP: 0.353, SLG: 0.426	SSS 0-3 K ③		x 0-0 1-2 1B		x 0-0 ② 1-2 WP 1B		x 0-0 1B		x 0-0 SF7 ① 3-H	4 0	0 0	3 0	0 1	0 0	1 0	1 0
Bob Watson, R (1, 3) OBP: 0.352, SLG: 0.452		x 0-0 WP 1B 1B	x 0-0 F8 ③		BBBB 4-0 1-2 BB		x 0-0 F8 ②		BBBB 4-0 1B 1B BB	3	1	1	0	2	0	3
Art Howe, R (1, 4) OBP: 0.349, SLG: 0.456		x 0-0 WP 1-2 1B	x 0-0 F7 ①	SSS 0-3 K ③		x 0-0 F8 ③			SSS 0-3 K ②	5	0	1	0	0	2	5
Dave Bergman, L (1, 7) OBP: 0.348, SLG: 0.220 Wilbur Howard, S (9, PH) OBP: 0.286, SLG: 0.321		x 0-0 L9 ① 1-2 2-3	BBBB 4-0 1B BB		x 0-0 4-3 ①	x 0-0 F7 ①			x 0-0 FC 1B 1B 1-2 2-H 1B	3 1	0 1	0 1	0 1	1 0	0 0	2 0
Luis Pujols, R (1, 2) OBP: 0.204, SLG: 0.235 Denny Walling, L (8, PH) OBP: 0.300, SLG: 0.299 Ken Forsch, R (9, 1) OBP: 0.222, SLG: 0.222 Julio Gonzalez, R (9, PH) OBP: 0.291, SLG: 0.269		SSS 0-3 K ②	SSS 0-3 K ②		SSS 0-3 K ②	x 0-0 4-3 ② 1-2 2-H			x 0-0 FC 1B 1B	3 1 0 1	0 0 0 1	0 0 0 1	0 0 0 1	0 0 0 0	3 0 0 0	3 0 0 0
Mark Lemongello, R (1, 1) OBP: 0.234, SLG: 0.205 Bruce Bochy, R (8, PH) OBP: 0.417, SLG: 0.636 (9, 2)		x 0-0 4-3 ③	x 0-0 1-2 1B		x 0-0 2B 1B	x 0-0 F7 ③			x 0-0 FC 1B 1-2 2-3	3 2	0 0	2 0	0 0	0 0	0 2	2 2
Inning Stats	R: 0 H: 1 E: 0 LOB: 1 K: 1 BB: 1 S: 5 P: 9	R: 0 H: 2 E: 0 LOB: 2 K: 1 BB: 0 S: 7 P: 7	R: 0 H: 2 E: 0 LOB: 2 K: 0 BB: 0 S: 5 P: 5	R: 0 H: 1 E: 0 LOB: 2 K: 1 BB: 1 S: 6 P: 10	R: 0 H: 2 E: 0 LOB: 2 K: 2 BB: 1 S: 8 P: 12	R: 0 H: 2 E: 0 LOB: 2 K: 1 BB: 0 S: 7 P: 7	R: 0 H: 1 E: 0 LOB: 1 K: 0 BB: 0 S: 4 P: 4	R: 0 H: 0 E: 0 LOB: 0 K: 0 BB: 0 S: 3 P: 3	R: 6 H: 5 E: 0 LOB: 2 K: 1 BB: 2 S: 10 P: 18	1B: 13 SF: 1 2B: 3 SAC: 0 3B: 0 DP: 1 HR: 0 HBP: 0						

PITCHER		IP	WLS	BF	H	R	ER	SO	BB	IBB	HBP	BLK	WP	HR	S	P	ERA	WHIP
Hal Dues, R ERA: 2.17	(1, 1)	6.0		29	10	0	0	6	3	0	0	0	2	0	38	50	0.00	2.167
Mike Garman, R ERA: 5.2	(7, 1)	2.0		10	3	3	3	0	1	0	0	0	0	0	9	13	13.50	2.000
Darold Knowles, L ERA: 2.66	(9, 1)	0.2	L	5	2	1	1	1	1	0	0	0	0	0	6	10	13.50	4.500
Gerry Pirtle, R ERA: 4.5	(9, 1)	0.0		2	1	2	2	0	0	0	0	0	0	0	2	2	∞	∞

PITCHER	IP	WLS	BF	H	R	ER	SO	BB	IBB	HBP	BLK	WP	HR	S	P	ERA	WHIP

BOTTOM

Montreal Expos @ Houston Astros

Astrodome, Houston, TX

Mon Jul 24 1978, 8:05 PM EDT

Att. 7,843 - Dome

livebaseballscorecards.com

AB	40
R	6
H	16
RBI	6
BB	5
SO	7
LOB	23

WP: 2 PA: 46
PB: 0
SB: 0
CS: 1

Batter	1	2	3	4	5	6	7	8	9	10	11	12	13	AB	R	H	RBI	BB	SO	LOB
Dave Cash, R (1, 4) OBP: 0.309, SLG: 0.333	F9		K		FC1-2 1-2 3-H			6-3		SH5-4 1B		F5		6	0	1	0	0	1	2
Andre Dawson, R (1, 8) OBP: 0.308, SLG: 0.425	5-3			5-3		5-3		6-3		SH5-4 1-2		BB		4	0	0	0	1	0	0
Ellis Valentine, R (1, 9) OBP: 0.342, SLG: 0.508	F8			F4		G6-4-3 1B		1B		6-3		1-3		6	0	2	0	0	0	2
Tony Perez, R (1, 3) OBP: 0.345, SLG: 0.467 Sam Mejias, R (13, PR) OBP: 0.250, SLG: 0.192 (13, 7)		K		1B		G6-4-3 1-2f		K		IBB			SH3-4 1B	5 0	0 0	2 0	0 0	1 0	2 0	2 0
Larry Parrish, R (1, 5) OBP: 0.317, SLG: 0.455	F7		K			F9 WP 1B	1B	SH1-4 1B		K			SH3-4 1-2	5	2	2	0	0	2	3
Warren Cromartie, L (1, 7) OBP: 0.326, SLG: 0.396 (13, 3)	FC6-4 1B				E FC1-2 1B	F9 1-3		SH1-4 1-2		4-3			IBB	4	0	2	0	1	0	1
Gary Carter, R (1, 2) OBP: 0.317, SLG: 0.364	FC6-4 1-2f				E4 FC1-2 1-3	FC4-6 1B 3-H		F8		1-3			F8	6	0	1	1	0	0	5
Chris Speier, R (1, 6) OBP: 0.329, SLG: 0.335	4-3				K	FC4-6 1-2f		1B 2-H		4-3			6-3	6	0	1	1	0	1	5
Woodie Fryman, R (1, 1) OBP: 0.029, SLG: 0.059 Stan Bahnsen, R (8, 1) Tom Hutton, L (12, PH) OBP: 0.325, SLG: 0.333 Wayne Twitchell, R (12, 1) OBP: 0.182, SLG: 0.100	1-3				K	F7		F8				F8		3 1 1 0	0 0 0 0	0 0 0 0	0 0 0 0	1 0 0 0	3 1 0 0	
Inning Stats	R: 0 E: 0 K: 0 S: 3 H: 0 LOB: 0 BB: 0 P: 3	R: 0 E: 0 K: 1 S: 6 H: 1 LOB: 1 BB: 0 P: 6	R: 0 E: 0 K: 1 S: 5 H: 0 LOB: 0 BB: 0 P: 5	R: 0 E: 0 K: 1 S: 6 H: 1 LOB: 1 BB: 0 P: 6	R: 0 E: 1 K: 2 S: 9 H: 1 LOB: 2 BB: 0 P: 9	R: 0 E: 0 K: 0 S: 3 H: 1 LOB: 0 BB: 0 P: 3	R: 1 E: 0 K: 0 S: 5 H: 2 LOB: 1 BB: 0 P: 5	R: 0 E: 0 K: 1 S: 6 H: 1 LOB: 1 BB: 0 P: 6	R: 1 E: 0 K: 0 S: 5 H: 2 LOB: 1 BB: 0 P: 5	R: 0 E: 0 K: 1 S: 6 H: 1 LOB: 2 BB: 1 P: 10	R: 0 E: 0 K: 0 S: 3 H: 0 LOB: 0 BB: 0 P: 3	R: 0 E: 0 K: 0 S: 3 H: 0 LOB: 1 BB: 1 P: 7	R: 0 E: 0 K: 0 S: 4 H: 1 LOB: 2 BB: 1 P: 8	1B: 11 2B: 0 3B: 0 HR: 0	SF: 0 SAC: 3 DP: 1 HBP: 0				

PITCHER	IP	WLS	BF	H	R	ER	SO	BB	IBB	HBP	BLK	WP	HR	S	P	ERA	WHIP
Vern Ruhle, R (1, 1) ERA: 2.38	8.0		31	7	1	1	6	0	0	0	0	1	0	43	43	1.12	0.875
Ken Forsch, R (9, 1) ERA: 3.0	5.0	W	22	4	1	1	1	1	2	0	0	0	0	21	33	1.80	1.000

PITCHER	IP	WLS	BF	H	R	ER	SO	BB	IBB	HBP	BLK	WP	HR	S	P	ERA	WHIP

TOP

Montreal Expos @ Houston Astros

Astrodome, Houston, TX

Tue Jul 25 1978, 8:05 PM EDT

Att. 8,383 - Dome

livebaseballscorecards.com

AB	47
R	2
H	11
RBI	2
BB	3
SO	7
LOB	24

WP: 1 PB: 0 SB: 0 CS: 0 PA: 53

Batter	1	2	3	4	5	6	7	8	9	10	11	12	13	AB	R	H	RBI	BB	SO	LOB
Rafael Landestoy, S (1, 6) (9, 8) OBP: 0.342, SLG: 0.324	F7		FC6-4 BB 1-2f		6-3			1B 2-3 1B		F6			BB 1B 1B	5	1	1	0	1	0	1
Terry Puhl, L (1, 8) OBP: 0.333, SLG: 0.385	5-3		BB 1-2 4-0			4-3		1-2 3-H 1B		K			1B 1-3 1B	2	0	0	0	1	0	0
Jesus Alou, R (8, PH) OBP: 0.359, SLG: 0.432														1	0	1	1	0	0	0
Ken Forsch, R (9, 1) OBP: 0.200, SLG: 0.200														1	0	0	0	0	1	0
Denny Walling, L (13, PH) OBP: 0.305, SLG: 0.304														1	0	1	0	0	0	0
Enos Cabell, R (1, 5) OBP: 0.319, SLG: 0.386	K		K			4-3		K			K		1B IBB	5	0	0	0	1	4	4
Bob Watson, R (1, 3) OBP: 0.349, SLG: 0.447		FC5-4 1B		E4		6-3		F9			K		K	6	0	1	0	0	2	5
Art Howe, R (1, 4) OBP: 0.349, SLG: 0.452		FC5-4 1B 1-2f		F3			FC6-4 BB		F9		F3		1-2 2-3 3-H 1B	5	0	1	1	1	0	2
Wilbur Howard, S (1, 7) OBP: 0.281, SLG: 0.315		1B 1-3		F8			FC6-4 CS 1-2f		F5			F7		5	0	1	0	0	0	2
Jose Cruz, L (1, 9) OBP: 0.344, SLG: 0.413	F7			4-3			F8 1-2		HR			4-3		5	1	1	1	0	0	3
Bruce Bochy, R (1, 2) OBP: 0.400, SLG: 0.571			FC6-4 1B		K			E4 1B 5-3 1B	6-3			K		3	0	1	0	0	1	0
Jimmy Sexton, R (8, PR) OBP: 0.212, SLG: 0.163														0	1	0	0	0	0	0
Luis Pujols, R (9, 2) OBP: 0.200, SLG: 0.230														2	0	0	0	0	1	0
Vern Ruhle, R (1, 1)			K		6-3			5-3 1-2		F7			6-3	2	0	0	0	0	1	1
Julio Gonzalez, R (8, PH) OBP: 0.276, SLG: 0.255 (9, 6)														3	0	0	0	0	0	1
Inning Stats	R: 0 E: 0 K: 1 S: 5 / H: 0 LOB: 0 BB: 0 P: 5	R: 0 E: 0 K: 0 S: 4 / H: 2 LOB: 1 BB: 0 P: 4	R: 0 E: 0 K: 2 S: 8 / H: 1 LOB: 2 BB: 1 P: 12	R: 0 E: 1 K: 0 S: 4 / H: 0 LOB: 1 BB: 0 P: 4	R: 0 E: 0 K: 1 S: 5 / H: 0 LOB: 0 BB: 0 P: 5	R: 0 E: 0 K: 0 S: 3 / H: 0 LOB: 0 BB: 0 P: 3	R: 0 E: 0 K: 0 S: 2 / H: 0 LOB: 0 BB: 1 P: 6	R: 1 E: 1 K: 1 S: 8 / H: 2 LOB: 2 BB: 0 P: 8	R: 1 E: 0 K: 0 S: 4 / H: 1 LOB: 0 BB: 0 P: 4	R: 0 E: 0 K: 1 S: 5 / H: 0 LOB: 0 BB: 0 P: 5	R: 0 E: 0 K: 2 S: 7 / H: 0 LOB: 0 BB: 0 P: 7	R: 0 E: 0 K: 1 S: 5 / H: 0 LOB: 0 BB: 0 P: 5	R: 1 E: 0 K: 1 S: 6 / H: 2 LOB: 3 BB: 2 P: 14	1B: 7 2B: 0 3B: 0 HR: 1	SF: 0 SAC: 0 DP: 0 HBP: 0	WP: 0 PB: 0 SB: 0 CS: 1	PA: 50						

PITCHER		IP	WLS	BF	H	R	ER	SO	BB	IBB	HBP	BLK	WP	HR	S	P	ERA	WHIP
Woodie Fryman, L ERA: 3.75	(1, 1)	7.1		29	5	1	0	4	2	0	0	0	0	0	35	43	0.00	0.955
Stan Bahnsen, R ERA: 3.7	(8, 1)	3.2		12	1	1	1	4	0	0	0	0	0	1	20	20	2.46	0.273
Wayne Twitchell, R ERA: 5.75	(12, 1)	1.2	L	9	2	1	1	2	1	1	0	0	0	0	11	19	5.40	1.800

PITCHER	IP	WLS	BF	H	R	ER	SO	BB	IBB	HBP	BLK	WP	HR	S	P	ERA	WHIP

BOTTOM

Montreal Expos @ Houston Astros

Astrodome, Houston, TX

Tue Jul 25 1978, 8:05 PM EDT

Att. 8,383 - Dome

livebaseballscorecards.com

AB	46
R	3
H	8
RBI	3
BB	4
SO	10
LOB	19

Montreal Expos @ Houston Astros

Astrodome, Houston, TX

Wed Jul 26 1978, 8:05 PM EDT

Att. 8,465 - Dome

TOP

livebaseballscorecards.com

Batter	1	2	3	4	5	6	7	8	9	AB	R	H	RBI	BB	SO	LOB
Stan Papi, R (1, 4) OBP: 0.330, SLG: 0.345	L4		5-3			F3			K	4	0	0	0	0	1	0
Del Unser, L (1, 8) OBP: 0.308, SLG: 0.304	5-3			4-3		F8			K	4	0	0	0	0	1	0
Ellis Valentine, R (1, 9) OBP: 0.341, SLG: 0.505	PO 1B			L4			5-3		F9	4	0	1	0	0	0	0
Tony Perez, R (1, 3) OBP: 0.347, SLG: 0.467	PO 1-2	FC4-6 1B		G3			BB			2	0	1	0	1	0	0
Larry Parrish, R (1, 5) OBP: 0.317, SLG: 0.454		FC4-6 1-2f			K PB 1B		P3			3	0	1	0	0	0	2
Warren Cromartie, L (1, 7) OBP: 0.324, SLG: 0.393		L8			K 1-3		F8			3	0	0	0	0	1	3
Chris Speier, R (1, 6) OBP: 0.329, SLG: 0.335		4-3			1B			E6 G3-6-1		3	0	1	0	0	0	1
Ed Herrmann, L (1, 2) OBP: 0.186, SLG: 0.167			P6		G3			F9		3	0	0	0	0	0	2
Ross Grimsley, L (1, 1) OBP: 0.200, SLG: 0.161			G3			5-3		G3-6-1 1-2f		2	0	0	0	0	0	0
Darold Knowles, L (7, 1) OBP: 0.250, SLG: 0.250										0	0	0	0	0	0	0
Tom Hutton, L (8, PH) OBP: 0.323, SLG: 0.331										1	0	0	0	0	0	1
Mike Garman, R (8, 1)										0	0	0	0	0	0	0
Inning Stats	R: 0 E: 0 K: 0 S: 3 H: 1 LOB: 0 BB: 0 P: 3	R: 0 E: 0 K: 0 S: 4 H: 1 LOB: 1 BB: 0 P: 4	R: 0 E: 0 K: 0 S: 3 H: 0 LOB: 0 BB: 0 P: 3	R: 0 E: 0 K: 0 S: 3 H: 0 LOB: 0 BB: 0 P: 3	R: 0 E: 0 K: 1 S: 6 H: 2 LOB: 1 BB: 0 P: 6	R: 0 E: 0 K: 0 S: 3 H: 0 LOB: 0 BB: 0 P: 3	R: 0 E: 0 K: 0 S: 3 H: 0 LOB: 1 BB: 1 P: 7	R: 0 E: 1 K: 0 S: 3 H: 0 LOB: 0 BB: 0 P: 3	R: 0 E: 0 K: 2 S: 7 H: 0 LOB: 0 BB: 0 P: 7	1B: 4 2B: 0 3B: 0 HR: 0 SF: 0 SAC: 0 DP: 1 HBP: 0							

	AB	29
	R	0
	H	4
	RBI	0
	BB	1
	SO	3
	LOB	9

WP: 0 PB: 1 SB: 0 CS: 0 PA: 31

PITCHER	IP	WLS	BF	H	R	ER	SO	BB	IBB	HBP	BLK	WP	HR	S	P	ERA	WHIP
Joe Niekro, R (1, 1) ERA: 4.85	9.0	W	30	4	0	0	3	1	0	0	0	0	0	35	39	0.00	0.556

PITCHER	IP	WLS	BF	H	R	ER	SO	BB	IBB	HBP	BLK	WP	HR	S	P	ERA	WHIP

Montreal Expos @ Houston Astros

Astrodome, Houston, TX

Wed Jul 26 1978, 8:05 PM EDT

Att. 8,465 - Dome

livebaseballscorecards.com

BOTTOM

Batter	1	2	3	4	5	6	7	8	9	AB	R	H	RBI	BB	SO	LOB
Terry Puhl, L (1, 8) OBP: 0.333, SLG: 0.383	S 1B	G3	F8				FC3-6 1-6-3 1-2f			4	0	1	0	0	0	2
Mike Fischlin, R (1, 6) OBP: 0.194, SLG: 0.149	K 1-2	5-3	2-H 1B				1-6-3 1-3			4	0	1	0	0	1	2
Enos Cabell, R (1, 5) OBP: 0.320, SLG: 0.399	K			5-3		SF9 3B		HR		4	2	2	1	0	1	1
Bob Watson, R (1, 3) OBP: 0.351, SLG: 0.461	6-3			HR		SF9 3-H		FC5 2B		3	1	2	2	0	0	1
Julio Gonzalez, R (8, PR) OBP: 0.276, SLG: 0.255 (9, 4)										0	0	0	0	0	0	0
Art Howe, R (1, 4) OBP: 0.345, SLG: 0.447		F9		5-3		F9		P3		4	0	0	0	0	0	1
Dave Bergman, L (9, 3) OBP: 0.348, SLG: 0.220										0	0	0	0	0	0	0
Wilbur Howard, S (1, 7) OBP: 0.290, SLG: 0.333		1B 2B		F7		1B		P2		4	0	2	0	0	0	1
Jose Cruz, L (1, 9) OBP: 0.348, SLG: 0.415		G5-4-3 2-3 1B			SH1-4 2B 1B	G3		IBB		3	1	2	0	1	0	1
Luis Pujols, R (1, 2) OBP: 0.204, SLG: 0.244		G5-4-3 1-2f			SH1-4 1-2		WP 1B 2B	FC5 2-3f		3	1	1	0	0	0	4
Joe Niekro, R (1, 1) OBP: 0.273, SLG: 0.333			L7		2-H 1B 2B		FC3-6 2-H 1B			3	0	2	2	0	0	0
Inning Stats	R: 0 H: 1 E: 0 LOB: 1 K: 2 BB: 0 S: 8 P: 8	R: 0 H: 2 E: 0 LOB: 1 K: 0 BB: 0 S: 4 P: 4	R: 0 H: 0 E: 0 LOB: 0 K: 0 BB: 0 S: 3 P: 3	R: 1 H: 1 E: 0 LOB: 0 K: 0 BB: 0 S: 4 P: 4	R: 1 H: 3 E: 0 LOB: 2 K: 0 BB: 0 S: 5 P: 5	R: 1 H: 2 E: 0 LOB: 1 K: 0 BB: 0 S: 5 P: 5	R: 1 H: 2 E: 0 LOB: 1 K: 0 BB: 0 S: 4 P: 4	R: 1 H: 2 E: 0 LOB: 2 K: 0 BB: 1 S: 5 P: 9		1B: 6 SF: 1 2B: 4 SAC: 1 3B: 1 DP: 1 HR: 2 HBP: 0						

	AB	32
	R	5
	H	13
	RBI	5
	BB	1
	SO	2
	LOB	13

WP: 1 PA: 35
PB: 0
SB: 1
CS: 0

PITCHER		IP	WLS	BF	H	R	ER	SO	BB	IBB	HBP	BLK	WP	HR	S	P	ERA	WHIP
Ross Grimsley, L ERA: 3.46	(1, 1)	6.0	L	27	11	4	4	2	0	0	0	0	1	1	31	31	6.00	1.833
Darold Knowles, L ERA: 2.61	(7, 1)	1.0		2	0	0	0	0	0	0	0	0	0	0	2	2	0.00	0.000
Mike Garman, R ERA: 5.28	(8, 1)	1.0		6	2	1	1	0	0	1	0	0	0	1	5	9	9.00	2.000

PITCHER	IP	WLS	BF	H	R	ER	SO	BB	IBB	HBP	BLK	WP	HR	S	P	ERA	WHIP

Batter	1	2	3	4	5	6	7	8	9	AB	R	H	RBI	BB	SO	LOB
Dave Cash, R (1, 4) OBP: 0.312, SLG: 0.339	6-3	1-3, 1B		2B			G5-4-3, 1B		1-3, 1-2	5	0	3	0	0	0	1
Andre Dawson, R (1, 8) OBP: 0.307, SLG: 0.424	1-4, 2B	F7		5-3			F8		5-3	5	0	1	0	0	0	5
Ellis Valentine, R (1, 9) OBP: 0.340, SLG: 0.510	1-4, 2-3f		HR		F8		G5-4-3, 1-2f			4	1	1	1	0	0	2
Tony Perez, R (1, 3) OBP: 0.349, SLG: 0.468		BB, HR, 1B	FC6-4, 1B		SSS, 0-3, K			F4		4	1	2	0	0	1	0
Larry Parrish, R (1, 5) OBP: 0.319, SLG: 0.453		BBBB, 4-0, 1-2, HR, BB	FC6-4, FC4-6, 1-2f		5-3			1B		3	1	1	0	1	0	1
Warren Cromartie, L (1, 7) OBP: 0.321, SLG: 0.389		F5	FC4-6, 1-2f			F8		F9		4	0	0	0	0	0	4
Gary Carter, R (1, 2) OBP: 0.319, SLG: 0.377		1-H, 2-H, HR	F8			4-3, 2B		F4		4	1	2	3	0	0	2
Chris Speier, R (1, 6) OBP: 0.325, SLG: 0.331		4-3	SSS, 0-3, K			4-3, 2-3			F4	4	0	0	0	0	1	1
Steve Rogers, R (1, 1) OBP: 0.136, SLG: 0.105		BBBB, 4-0, 1B, BB	SSS, 0-3, K			F8			E6, 1-3	1	0	0	0	1	1	0
Del Unser, L (6, PH) OBP: 0.306, SLG: 0.302										1	0	0	0	0	0	1
Gerry Pirtle, R (6, 1)										0	0	0	0	0	0	0
Mike Garman, R (6, 1)										0	0	0	0	0	0	0
Tom Hutton, L (9, PH) OBP: 0.322, SLG: 0.330										1	0	0	0	0	0	0
Inning Stats	R: 0 E: 0 K: 0 S: 3 H: 1 LOB: 0 BB: 0 P: 3	R: 3 E: 0 K: 0 S: 6 H: 3 LOB: 2 BB: 2 P: 14	R: 1 E: 0 K: 0 S: 5 H: 2 LOB: 1 BB: 0 P: 5	R: 0 E: 0 K: 2 S: 8 H: 1 LOB: 1 BB: 0 P: 8	R: 0 E: 0 K: 1 S: 5 H: 0 LOB: 0 BB: 0 P: 5	R: 0 E: 0 K: 0 S: 4 H: 1 LOB: 1 BB: 0 P: 4	R: 0 E: 0 K: 0 S: 3 H: 1 LOB: 0 BB: 0 P: 3	R: 0 E: 0 K: 0 S: 4 H: 1 LOB: 1 BB: 0 P: 4	R: 0 E: 1 K: 0 S: 4 H: 0 LOB: 1 BB: 0 P: 4	1B: 5 2B: 4 3B: 0 HR: 2 SF: 0 SAC: 0 DP: 2 HBP: 0	WP: 0 PB: 0 SB: 0 CS: 0 PA: 38					

PITCHER		IP	WLS	BF	H	R	ER	SO	BB	IBB	HBP	BLK	WP	HR	S	P	ERA	WHIP
Larry McWilliams, L ERA: 2.12	(1, 1)	4.0		20	7	4	4	2	2	0	0	0	0	2	22	30	9.00	2.250
Dave Campbell, R ERA: 4.75	(5, 1)	2.0	W	7	1	0	0	1	0	0	0	0	0	0	9	9	0.00	0.500
Gene Garber, R ERA: 1.63	(7, 1)	3.0	S	11	2	0	0	0	0	0	0	0	0	0	11	11	0.00	0.667

PITCHER	IP	WLS	BF	H	R	ER	SO	BB	IBB	HBP	BLK	WP	HR	S	P	ERA	WHIP

TOP

Montreal Expos @ Atlanta Braves

Atlanta-Fulton County Stadium, Atlanta, GA

Fri Jul 28 1978, 7:05 PM EDT

Unknown

livebaseballscorecards.com

AB	36
R	4
H	10
RBI	4
BB	2
SO	3
LOB	17

Montreal Expos @ Atlanta Braves

Atlanta-Fulton County Stadium, Atlanta, GA

Fri Jul 28 1978, 7:05 PM EDT

Unknown

livebaseballscorecards.com

BOTTOM

Batter	1	2	3	4	5	6	7	8	9	AB	R	H	RBI	BB	SO	LOB
Rod Gilbreath, R (1, 4) OBP: 0.294, SLG: 0.338	BBBB 4-0 G5-4-3 BB BB	x 0-0 1-H 2B		x 0-0 ③ 6-3 1-3		x 0-0 ②③ G6-4-3 1-2f				3	0	1	1	1	0	4
Rowland Office, L (1, 8) OBP: 0.309, SLG: 0.381	BBBB 4-0 G5-4-3 1-2 BB	x 0-0 ③ 4-3			x 0-0 G6-4-3 1B		x 0-0 ① F2			3	0	1	0	1	0	1
Gary Matthews, R (1, 9) OBP: 0.380, SLG: 0.469	x 0-0 ①② G5-4-3 1-2f 2-3		x 0-0 ① F9		SSS 0-3 ① K		x 0-0 ② F8			4	0	0	0	0	1	3
Jeff Burroughs, R (1, 7) OBP: 0.447, SLG: 0.534 Barry Bonnell, R (8, 7) OBP: 0.283, SLG: 0.282	x 0-0 ③ 6-3		SSS 0-3 ② K		x 0-0 ②③ G6-4-3 1-2f		SSS 0-3 ③ K			4 0	0 0	0 0	0 0	0 0	2 0	2 0
Bob Horner, R (1, 5) OBP: 0.329, SLG: 0.503		x 0-0 HR	x 0-0 ③ 5-3			x 0-0 WP FC 2B		x 0-0 HR		4	3	3	2	0	0	0
Joe Nolan, L (1, 2) OBP: 0.329, SLG: 0.394		x 0-0 HR		x 0-0 HR		BBBB 4-0 1B FC 2-3 BB		x 0-0 E3 CS		3	2	2	2	1	0	0
Dale Murphy, R (1, 3) OBP: 0.302, SLG: 0.415		x 0-0 ① F7		x 0-0 CS 1B		x 0-0 FC 1B 1-2 3-H		SSS 0-3 ①② K 1-2		4	0	1	1	0	1	2
Darrel Chaney, S (1, 6) OBP: 0.304, SLG: 0.324		x 0-0 2B 1B		SSS 0-3 ①② K 1-2		SSS 0-3 ① K		x 0-0 ③ 4-3		4	1	1	0	0	2	3
Larry McWilliams, L (1, 1) OBP: 0.200, SLG: 0.200 Bob Beall, S (4, PH) OBP: 0.342, SLG: 0.260 Dave Campbell, R (5, 1) Biff Pocoroba, S (6, PH) OBP: 0.320, SLG: 0.342 Eddie Solomon, R (6, PR) OBP: 0.200, SLG: 0.200 Gene Garber, R (7, 1)		SSS 0-3 ② K		BBBB 4-0 WP BB		x 0-0 G6-4-3 1-2 2-3 1B				1 0 0 1 0 0 0	0 0 0 0 0 0 0	0 0 0 1 0 0 0	0 0 0 0 0 0 0	0 1 0 0 0 0 0	1 0 0 0 0 0 0	1 0 0 0 0 0 0
Inning Stats	R: 0 H: 0 E: 0 LOB: 1 K: 0 BB: 2 S: 2 P: 10	R: 3 H: 4 E: 0 LOB: 1 K: 1 BB: 0 S: 9 P: 9	R: 0 H: 0 E: 0 LOB: 0 K: 1 BB: 0 S: 5 P: 5	R: 1 H: 2 E: 0 LOB: 1 K: 1 BB: 1 S: 6 P: 10	R: 0 H: 1 E: 0 LOB: 0 K: 1 BB: 0 S: 5 P: 5	R: 1 H: 2 E: 0 LOB: 3 K: 1 BB: 1 S: 7 P: 11	R: 0 H: 0 E: 0 LOB: 0 K: 1 BB: 0 S: 5 P: 5	R: 1 H: 1 E: 1 LOB: 0 K: 1 BB: 0 S: 6 P: 6		1B: 4 2B: 3 3B: 0 HR: 4	SF: 0 SAC: 0 DP: 4 HBP: 0					

	AB	31
	R	6
	H	10
	RBI	6
	BB	4
	SO	7
	LOB	16

WP: 2 PA: 35
PB: 0
SB: 0
CS: 2

PITCHER		IP	WLS	BF	H	R	ER	SO	BB	IBB	HBP	BLK	WP	HR	S	P	ERA	WHIP
Steve Rogers, R ERA: 2.41	(1, 1)	5.0		22	7	4	4	4	3	0	0	0	1	3	27	39	7.20	2.000
Gerry Pirtle, R ERA: 4.96	(6, 1)	0.1	L	5	2	1	1	1	1	0	0	0	1	0	6	10	27.00	9.000
Mike Garman, R ERA: 5.18	(6, 1)	2.2		8	1	1	1	2	0	0	0	0	0	1	12	12	3.38	0.375

PITCHER	IP	WLS	BF	H	R	ER	SO	BB	IBB	HBP	BLK	WP	HR	S	P	ERA	WHIP

Batter	1	2	3	4	5	6	7	8	9	AB	R	H	RBI	BB	SO	LOB
Dave Cash, R (1, 4) OBP: 0.313, SLG: 0.338	BBBB 4-0 CS BB		x 0-0 1B	x 0-0 ③ FC4-6 1-2f			x 0-0 ② F7		x 0-0 ② F4	4	0	1	0	1	0	1
Pepe Frias, R (9, 4) OBP: 0.250, SLG: 0.583										0	0	0	0	0	0	0
Andre Dawson, R (1, 8) OBP: 0.306, SLG: 0.420	SSS 0-3 ①② K 1-2		x 0-0 ① F7		BBBB 4-0 CS BB		x 0-0 ③ F7		x 0-0 ③ F4	4	0	0	0	1	1	2
Ellis Valentine, R (1, 9) OBP: 0.341, SLG: 0.521	x 0-0 1B 2B		x 0-0 ② F9		x 0-0 ①② 6-3 1-2			x 0-0 HR		4	2	2	1	0	0	2
Larry Parrish, R (1, 5) OBP: 0.318, SLG: 0.449	BBBB 4-0 1B BB		SSS 0-3 ③ K		x 0-0 ③ 5-3			x 0-0 ① 6-3		3	0	0	0	1	1	1
Warren Cromartie, L (1, 7) OBP: 0.325, SLG: 0.395	x 0-0 1-3 2-H 1B			x 0-0 2B 2B		x 0-0 ① 4-1		x 0-0 6-3 1B		4	1	3	1	0	0	0
Gary Carter, R (1, 2) OBP: 0.321, SLG: 0.382	SSS 0-3 ③ K			x 0-0 WP E 2-H 2B		x 0-0 1B		x 0-0 ② 6-3 1-2		4	1	2	1	0	1	3
Tom Hutton, L (1, 3) OBP: 0.320, SLG: 0.324		x 0-0 ① F9		x 0-0 ① F7 2-3		x 0-0 ② F9		4-0 IBB		3	0	0	0	1	0	2
Chris Speier, R (1, 6) OBP: 0.321, SLG: 0.327		SSS 0-3 ② K		SSS 0-3 ② K		x 0-0 ③ 4-3		x 0-0 ③ F9		4	0	0	0	0	2	4
Dan Schatzeder, L (1, 1) OBP: 0.250, SLG: 0.263		x 0-0 ③ 6-3		x 0-0 E3 FC4-6 3-H			x 0-0 ① F8		x 0-0 ① F8	3	0	0	0	0	0	0
Darold Knowles, L (8, 1) OBP: 0.200, SLG: 0.200										1	0	0	0	0	0	0
Mike Garman, R (9, 1)										0	0	0	0	0	0	0
Inning Stats	R: 1 E: 0 K: 2 S: 8 H: 2 LOB: 2 BB: 2 P: 16	R: 0 E: 0 K: 1 S: 5 H: 0 LOB: 0 BB: 0 P: 5	R: 0 E: 0 K: 1 S: 6 H: 1 LOB: 1 BB: 0 P: 6	R: 2 E: 1 K: 1 S: 8 H: 2 LOB: 1 BB: 0 P: 8	R: 0 E: 0 K: 0 S: 2 H: 0 LOB: 0 BB: 1 P: 6	R: 0 E: 0 K: 0 S: 4 H: 1 LOB: 1 BB: 0 P: 4	R: 0 E: 0 K: 0 S: 3 H: 0 LOB: 0 BB: 0 P: 3	R: 1 E: 0 K: 0 S: 5 H: 2 LOB: 2 BB: 1 P: 9	R: 0 E: 0 K: 0 S: 3 H: 0 LOB: 0 BB: 0 P: 3	1B: 4 2B: 3 3B: 0 HR: 1	SF: 0 SAC: 0 DP: 0 HBP: 0						

PITCHER		IP	WLS	BF	H	R	ER	SO	BB	IBB	HBP	BLK	WP	HR	S	P	ERA	WHIP
Preston Hanna, R ERA: 4.54	(1, 1)	8.0	L	35	8	4	3	5	3	1	0	0	1	1	41	57	3.38	1.375
Craig Skok, L ERA: 2.45	(9, 1)	1.0		3	0	0	0	0	0	0	0	0	0	0	3	3	0.00	0.000

PITCHER	IP	WLS	BF	H	R	ER	SO	BB	IBB	HBP	BLK	WP	HR	S	P	ERA	WHIP

TOP

Montreal Expos @ Atlanta Braves

Atlanta-Fulton County Stadium, Atlanta, GA

Fri Jul 28 1978, 7:05 PM EDT
Att. 23,297 - Unknown

livebaseballscorecards.com

AB	34
R	4
H	8
RBI	3
BB	4
SO	5
LOB	15

1B: 4	SF: 0	WP: 1	PA: 38
2B: 3	SAC: 0	PB: 0	
3B: 0	DP: 0	SB: 0	
HR: 1	HBP: 0	CS: 2	

Montreal Expos @ Atlanta Braves

Atlanta-Fulton County Stadium, Atlanta, GA

Fri Jul 28 1978, 7:05 PM EDT

Att. 23,297 - Unknown

livebaseballscorecards.com

BOTTOM

Batter	1	2	3	4	5	6	7	8	9	AB	R	H	RBI	BB	SO	LOB
Rod Gilbreath, R (1, 4) OBP: 0.297, SLG: 0.338	6-3		F8			BB, FC5-4		1B, 1-2, 2-H		3	0	1	0	1	0	0
Barry Bonnell, R (1, 8) OBP: 0.278, SLG: 0.277	F8			K		FC5-4, 1-2f			F9	4	0	0	0	0	1	1
Gary Matthews, R (1, 9) OBP: 0.378, SLG: 0.477	K			F9			6-3		HR	4	1	1	1	0	1	0
Jeff Burroughs, R (1, 7) OBP: 0.450, SLG: 0.534		BB		F7			G6-4-3, 1B		BB, 1B	2	0	1	0	2	0	0
Bob Horner, R (1, 5) OBP: 0.327, SLG: 0.497		F8			F4		G6-4-3, 1-2f		1B, 1-2	4	0	1	0	0	0	2
Dale Murphy, R (1, 2) OBP: 0.304, SLG: 0.416		F8			G5-4-3, 1B			FC6-4, 1B	K	4	0	2	0	0	1	3
Cito Gaston, R (1, 3) OBP: 0.224, SLG: 0.221 Joe Nolan, L (9, PH) OBP: 0.325, SLG: 0.389		F7			G5-4-3, 1-2f			FC6-4, BB, 1B, 1-2f	1-3	3 1	0 0	0 0	0 0	0 0	0 0	3 2
Darrel Chaney, S (1, 6) OBP: 0.304, SLG: 0.321			F6			F9		BB, 1B, 1-2		2	0	0	0	1	0	0
Preston Hanna, R (1, 1) OBP: 0.195, SLG: 0.300 Jerry Royster, R (8, PH) OBP: 0.349, SLG: 0.344 Craig Skok, R (9, 1) OBP: 0.167, SLG: 0.333			G3			F4		F3		2 1 0	0 0 0	0 0 0	0 0 0	0 0 0	0 0 0	0 2 0
Inning Stats	R: 0 E: 0 K: 1 S: 5 H: 0 LOB: 0 BB: 0 P: 5	R: 0 E: 0 K: 0 S: 3 H: 0 LOB: 1 BB: 1 P: 7	R: 0 E: 0 K: 0 S: 3 H: 0 LOB: 0 BB: 0 P: 3	R: 0 E: 0 K: 1 S: 5 H: 0 LOB: 0 BB: 0 P: 5	R: 0 E: 0 K: 0 S: 3 H: 1 LOB: 0 BB: 0 P: 3	R: 0 E: 0 K: 0 S: 3 H: 0 LOB: 1 BB: 1 P: 7	R: 0 E: 0 K: 0 S: 3 H: 1 LOB: 0 BB: 0 P: 3	R: 0 E: 0 K: 0 S: 4 H: 2 LOB: 2 BB: 1 P: 8	R: 1 E: 0 K: 1 S: 7 H: 2 LOB: 2 BB: 1 P: 11	1B: 5 2B: 0 3B: 0 HR: 1 SF: 0 SAC: 0 DP: 2 HBP: 0						

AB	30
R	1
H	6
RBI	1
BB	4
SO	3
LOB	13

PITCHER		IP	WLS	BF	H	R	ER	SO	BB	IBB	HBP	BLK	WP	HR	S	P	ERA	WHIP
Dan Schatzeder, L ERA: 2.23	(1, 1)	7.1	W	26	3	0	0	2	3	0	0	0	0	0	27	39	0.00	0.818
Darold Knowles, L ERA: 2.73	(8, 1)	1.0		6	3	1	1	0	1	0	0	0	0	1	5	9	9.00	4.000
Mike Garman, R ERA: 5.11	(9, 1)	0.2	S	2	0	0	0	1	0	0	0	0	0	0	4	4	0.00	0.000

PITCHER	IP	WLS	BF	H	R	ER	SO	BB	IBB	HBP	BLK	WP	HR	S	P	ERA	WHIP

Montreal Expos @ Atlanta Braves

Atlanta-Fulton County Stadium, Atlanta, GA

Sat Jul 29 1978, 7:05 PM EDT

Att. 16,734 - Unknown

TOP

livebaseballscorecards.com

Batter	1	2	3	4	5	6	7	8	9	AB	R	H	RBI	BB	SO	LOB
Dave Cash, R (1, 4) OBP: 0.314, SLG: 0.338	B B B B 4-0 BB	x 0-0 HR 3-H 1B		x 0-0 ② 5-3	x 0-0 ③ 1-3		x 0-0 ② SF8 3-H		3	1	1	2	1	0	0
Andre Dawson, R (1, 8) OBP: 0.305, SLG: 0.425	x 0-0 ① F3	x 0-0 1-H HR		x 0-0 ③ F9			x 0-0 ① F3	x 0-0 ③ 1-3		5	1	1	2	0	0	2
Ellis Valentine, R (1, 9) OBP: 0.340, SLG: 0.515	S S S 0-3 ② K	B B B 4-0 WP BB			x 0-0 ① 6-3		x 0-0 ② 6-3		S S S 0-3 ① K	4	0	0	0	1	2	1
Tony Perez, R (1, 3) OBP: 0.349, SLG: 0.465	x 0-0 ③ F8	x 0-0 ③ F9 1-3			x 0-0 1B 1B		B B B B 4-0 BB BB		S S S 0-3 ② K	4	0	1	0	1	1	2
Larry Parrish, R (1, 5) OBP: 0.322, SLG: 0.450		x 0-0 1B 2B 1B	x 0-0 1B 1B		x 0-0 ② F9		B B B B 4-0 1-2 BB		S S S 0-3 ③ K	4	1	2	0	1	1	1
Warren Cromartie, L (1, 7) OBP: 0.329, SLG: 0.398		x 0-0 2B 1-2 6-3 1B	x 0-0 G1-6-3 1-3 1B		x 0-0 1-2 1B		x 0-0 ③ 4-3			4	1	3	0	0	0	2
Gary Carter, R (1, 2) OBP: 0.323, SLG: 0.384		x 0-0 6-3 1B 1-3 2-H 2B	x 0-0 ① F5		x 0-0 ③ F9			B B B B 4-0 1B SF8 BB		3	2	1	1	1	0	4
Chris Speier, R (1, 6) Tom Hutton, L (8, PH) Stan Papi, R (8, 6) OBP: 0.322, SLG: 0.327 OBP: 0.319, SLG: 0.322 OBP: 0.330, SLG: 0.345		x 0-0 ① 6-3 2-3 3-H	x 0-0 ② ③ G1-6-3 1-2f			x 0-0 B2-6-4 1B		S S S 0-3 ① K		3 1 0	0 0 0	1 0 0	1 0 0	0 1 0	0 1 0	3 1 0
Stan Bahnsen, R (1, 1) Sam Mejias, R (6, PH) OBP: 0.241, SLG: 0.185 Wayne Twitchell, R (6, 1) OBP: 0.182, SLG: 0.100 Mike Garman, R (6, 1) Del Unser, L (8, PH) OBP: 0.311, SLG: 0.308 Gerry Pirtle, R (8, 1)	S S S 0-3 ② K			x 0-0 ① 6-3	x 0-0 ① ② B2-6-4 1-2f			x 0-0 1-3 1B		2 1 0 0 1 0	0 0 0 0 0 0	0 0 0 0 1 0	0 0 0 0 0 0	1 0 0 0 0 0	1 1 0 0 0 0	1 1 0 0 0 0
Inning Stats	R: 0 H: 0 E: 0 LOB: 1 K: 1 BB: 1 S: 5 P: 9	R: 5 H: 5 E: 0 LOB: 1 K: 1 BB: 1 S: 10 P: 14	R: 0 H: 2 E: 0 LOB: 1 K: 0 BB: 0 S: 4 P: 4	R: 0 H: 0 E: 0 LOB: 0 K: 0 BB: 0 S: 3 P: 3	R: 0 H: 2 E: 0 LOB: 2 K: 0 BB: 0 S: 5 P: 5	R: 0 H: 1 E: 0 LOB: 0 K: 0 BB: 0 S: 3 P: 3	R: 0 H: 0 E: 0 LOB: 2 K: 0 BB: 2 S: 3 P: 11	R: 1 H: 1 E: 0 LOB: 1 K: 1 BB: 1 S: 6 P: 10	R: 0 H: 0 E: 0 LOB: 0 K: 3 BB: 0 S: 9 P: 9	1B: 9 2B: 1 3B: 0 HR: 1	SF: 1 SAC: 0 DP: 2 HBP: 0			WP: 2 PB: 0 SB: 0 CS: 0		PA: 41	

	AB	35
	R	6
	H	11
	RBI	6
	BB	5
	SO	6
	LOB	18

PITCHER		IP	WLS	BF	H	R	ER	SO	BB	IBB	HBP	BLK	WP	HR	S	P	ERA	WHIP
Mickey Mahler, L ERA: 3.82	(1, 1)	1.2		11	5	5	5	2	1	0	0	0	0	1	14	18	27.00	3.600
Jamie Easterly, L ERA: 6.37	(2, 1)	4.1	W	17	5	0	0	0	1	0	0	0	1	0	16	20	0.00	1.385
Dave Campbell, R ERA: 4.7	(7, 1)	0.2		4	0	0	0	0	2	0	0	0	0	0	2	10	0.00	3.000
Phil Niekro, R ERA: 2.97	(7, 1)	2.1	S	9	1	1	1	4	1	0	0	0	0	0	16	20	3.86	0.857

PITCHER		IP	WLS	BF	H	R	ER	SO	BB	IBB	HBP	BLK	WP	HR	S	P	ERA	WHIP

BOTTOM

Montreal Expos @ Atlanta Braves

Atlanta-Fulton County Stadium, Atlanta, GA

Sat Jul 29 1978, 7:05 PM EDT

Att. 16,734 - Unknown

livebaseballscorecards.com

Batter	1	2	3	4	5	6	7	8	9	AB	R	H	RBI	BB	SO	LOB
Jerry Royster, R (1, 6) OBP: 0.347, SLG: 0.342	G4-6-3 1B		F9		1-3	FC5-4 2B 1-2f 2-3		F3		5	0	1	0	0	0	2
Rowland Office, L (1, 8) OBP: 0.311, SLG: 0.386	F7		F7		1B 1B	1-3 3-H 2B		4-3		5	0	2	1	0	0	1
Gary Matthews, R (1, 9) OBP: 0.379, SLG: 0.476	G4-6-3 1-2f			F8	FC5-4 1-2 1B	K		HR 1B		5	1	2	0	0	1	4
Jeff Burroughs, R (1, 7) OBP: 0.452, SLG: 0.542 Barry Bonnell, R (9, 7) OBP: 0.278, SLG: 0.277		HR BB		BB 1B BB	FC5-4 1-2f		5-3	1-H HR		3 0	3 0	1 0	2 0	2 0	0 0	2 0
Bob Horner, R (1, 5) OBP: 0.335, SLG: 0.536		1-H HR		F7		SH1-3 BB 1B BB	HR	K		4	3	2	3	1	1	1
Joe Nolan, L (1, 2) OBP: 0.345, SLG: 0.392		F5		1B 1-2 BB		1B SH1-3 1-2 1B BB	BB 1B			2	1	1	0	2	0	0
Dale Murphy, R (1, 3) OBP: 0.307, SLG: 0.416		6-3		1-3 2-H 1B		SH1-3 1-2 2-3	1-2 BB			2	0	1	1	1	0	0
Rod Gilbreath, R (1, 4) OBP: 0.295, SLG: 0.335 Bob Beall, S (6, PH) OBP: 0.347, SLG: 0.267 Dave Campbell, R (7, 1) Phil Niekro, R (7, 1) OBP: 0.240, SLG: 0.250		F7		K		FC5-4 2-3 3-H 1B	K			2 1 0 1	0 1 0 0	0 1 0 0	0 1 0 0	0 0 0 0	1 0 0 0	2 0 0 2
Mickey Mahler, S (1, 1) OBP: 0.120, SLG: 0.083 Jamie Easterly, L (2, 1) OBP: 0.250, SLG: 0.267 Biff Pocoroba, S (6, PH) OBP: 0.322, SLG: 0.344 Chico Ruiz, R (6, PR) (7, 4)			K		K	FC5-4 1-2 3-H 1B	F7			0 2 1 1	0 0 0 0	0 0 1 0	0 0 1 0	0 2 0 0	0 0 0 0	0 0 0 2
Inning Stats	R: 0 E: 0 K: 0 S: 3 H: 1 LOB: 0 BB: 0 P: 3	R: 2 E: 0 K: 0 S: 4 H: 1 LOB: 0 BB: 1 P: 8	R: 0 E: 0 K: 1 S: 5 H: 0 LOB: 0 BB: 0 P: 5	R: 1 E: 0 K: 1 S: 6 H: 1 LOB: 2 BB: 2 P: 14	R: 0 E: 0 K: 1 S: 7 H: 2 LOB: 2 BB: 0 P: 7	R: 3 E: 0 K: 1 S: 8 H: 3 LOB: 3 BB: 2 P: 16	R: 1 E: 0 K: 1 S: 7 H: 2 LOB: 2 BB: 1 P: 11	R: 2 E: 0 K: 1 S: 7 H: 2 LOB: 0 BB: 0 P: 7		1B: 8 2B: 1 3B: 0 HR: 3 SF: 0 SAC: 1 DP: 1 HBP: 0	WP: 0 PB: 0 SB: 0 CS: 0 PA: 41					

	AB	34
	R	9
	H	12
	RBI	9
	BB	6
	SO	6
	LOB	16

PITCHER		IP	WLS	BF	H	R	ER	SO	BB	IBB	HBP	BLK	WP	HR	S	P	ERA	WHIP
Stan Bahnsen, R ERA: 3.88	(1, 1)	5.0		22	5	3	3	3	3	0	0	0	0	1	25	37	5.40	1.600
Wayne Twitchell, R ERA: 5.96	(6, 1)	0.0		2	0	2	2	0	2	0	0	0	0	0	0	8	∞	∞
Mike Garman, R ERA: 5.26	(6, 1)	2.0	L	12	5	2	2	2	1	0	0	0	0	1	15	19	9.00	3.000
Gerry Pirtle, R ERA: 5.71	(8, 1)	1.0		5	2	2	2	1	0	0	0	0	0	1	7	7	18.00	2.000

PITCHER		IP	WLS	BF	H	R	ER	SO	BB	IBB	HBP	BLK	WP	HR	S	P	ERA	WHIP

Montreal Expos @ Atlanta Braves

Atlanta-Fulton County Stadium, Atlanta, GA

Sun Jul 30 1978, 3:33 AM EDT

Att. 10,834 - Unknown

TOP

livebaseballscorecards.com

Batter	1	2	3	4	5	6	7	8	9	AB	R	H	RBI	BB	SO	LOB
Dave Cash, R (1, 4) OBP: 0.314, SLG: 0.344	E6 6-3	F3	1-H 2-H HR		4-3	1B 1-2 1B	FC5-4 1-2f		F8	4	1	1	3	0	0	2
Stan Papi, R (5, 4) OBP: 0.330, SLG: 0.345										3	0	1	0	0	0	2
Andre Dawson, R (1, 8) OBP: 0.311, SLG: 0.444	F9	HR HR			F7	1B 1-3 2-H 1B		G6-3 HBP	1B 2-3	6	2	4	3	0	0	1
Ellis Valentine, R (1, 9) OBP: 0.344, SLG: 0.520	6-3 2-3	WP HR 2B FC6-4 1B			HR 1B	K		G6-3 1-2f	F8	4	2	3	0	0	0	1
Sam Mejias, R (5, 9) OBP: 0.219, SLG: 0.167										3	0	0	0	0	1	4
Tony Perez, R (1, 3) OBP: 0.351, SLG: 0.474	6-3	HR 1B FC6-4			1-H HR	1B 1-2 1B		BB		4	2	2	2	0	0	2
Tom Hutton, L (5, 3) OBP: 0.325, SLG: 0.326										1	0	1	0	1	0	0
Larry Parrish, R (1, 5) OBP: 0.327, SLG: 0.482		1B 1B 2B	1-H 3-H HR	HR	HR	K		K		6	4	4	5	0	2	3
Warren Cromartie, L (1, 7) OBP: 0.330, SLG: 0.402		1B 1B 2-3 1B	1-3	2B	F2		4-3		2B SF8 1B	4	0	2	0	0	0	0
Del Unser, L (5, 7) OBP: 0.314, SLG: 0.311										2	1	1	0	0	0	0
Gary Carter, R (1, 2) OBP: 0.330, SLG: 0.395	SH2-3 1B 1-2 3-H 1B	BB HR 1B	K		HR BB	1B 2B		1B 2-H 2B	2B 1-3 2B	5	4	4	1	1	1	1
Chris Speier, R (1, 6) OBP: 0.326, SLG: 0.339	SH2-3 1-2 2-H 1B	HR 1-2 BB	K		1-H HR	FC5-4 2-H 1B			SF8 3-H	3	2	2	2	1	1	1
Pepe Frias, R (6, 6) OBP: 0.286, SLG: 0.615										1	0	1	2	0	0	0
Woodie Fryman, R (1, 1) OBP: 0.075, SLG: 0.128	SH2-3 1-2 2-3	K	1-3		1B 1B	F8			1B 2-H 2B	5	1	2	1	0	1	4

	AB	51
	R	19
	H	28
	RBI	19
	BB	3
	SO	6
	LOB	21

Inning Stats	1	2	3	4	5	6	7	8	9
	R: 0 E: 1 K: 0 S: 4	H: 0 LOB: 1 BB: 0 P: 4	R: 1 E: 0 K: 0 S: 6	H: 4 LOB: 2 BB: 0 P: 6	R: 8 E: 0 K: 1 S: 13	H: 8 LOB: 1 BB: 1 P: 17	R: 1 E: 0 K: 2 S: 9	H: 2 LOB: 1 BB: 0 P: 9	R: 3 E: 0 K: 0 S: 6	H: 3 LOB: 0 BB: 0 P: 6
	R: 3 E: 0 K: 2 S: 11	H: 5 LOB: 2 BB: 1 P: 15	R: 1 E: 0 K: 0 S: 5	H: 2 LOB: 1 BB: 0 P: 5	R: 0 E: 0 K: 1 S: 4	H: 0 LOB: 1 BB: 1 P: 9	R: 2 E: 0 K: 0 S: 7	H: 4 LOB: 2 BB: 0 P: 7	1B: 14 2B: 6 3B: 0 HR: 8	SF: 1 SAC: 1 DP: 1 HBP: 1
	WP: 1 PB: 0 SB: 0 CS: 0	PA: 57								

PITCHER		IP	WLS	BF	H	R	ER	SO	BB	IBB	HBP	BLK	WP	HR	S	P	ERA	WHIP
Tommy Boggs, R ERA: 6.22	(1, 1)	2.0	L	14	8	5	5	0	0	0	0	0	1	2	14	14	22.50	4.000
Craig Skok, L ERA: 4.29	(3, 1)	2.2		18	9	8	8	3	1	0	0	0	0	5	23	27	27.00	3.750
Mickey Mahler, L ERA: 4.28	(5, 1)	4.1		25	11	6	6	3	2	0	1	0	0	1	28	37	12.46	3.000

PITCHER	IP	WLS	BF	H	R	ER	SO	BB	IBB	HBP	BLK	WP	HR	S	P	ERA	WHIP

Batter	1	2	3	4	5	6	7	8	9	AB	R	H	RBI	BB	SO	LOB
Jerry Royster, R (1, 6) OBP: 0.347, SLG: 0.342	F1		1-2 1B		F9		5-3			3	0	1	0	0	0	1
Darrel Chaney, S (6, 6) OBP: 0.303, SLG: 0.319										1	0	0	0	0	0	0
Barry Bonnell, R (1, 8) OBP: 0.278, SLG: 0.276 (7, 9)	HBP 1B		K		1-2f FC6-4			F7		4	0	1	0	0	1	3
Gary Matthews, R (1, 9) OBP: 0.378, SLG: 0.473	1-2 HBP		K			6-3		K		2	0	0	0	0	1	2
Rowland Office, L (7, 8) OBP: 0.310, SLG: 0.384										1	0	0	0	0	1	0
Jeff Burroughs, R (1, 7) OBP: 0.451, SLG: 0.540	F9		F8			1B 1B		F8		3	0	1	0	0	0	4
Cito Gaston, R (6, PR) OBP: 0.222, SLG: 0.219 (7, 7)										1	0	0	0	0	0	0
Bob Horner, R (1, 5) OBP: 0.329, SLG: 0.526	F4			G3		F5			6-3	3	0	0	0	0	0	3
Chico Ruiz, R (7, 4)										1	0	0	0	0	0	0
Dale Murphy, R (1, 3) OBP: 0.307, SLG: 0.415		F9		4-3		1-2 FC6-4 1B			6-3	3	0	1	0	0	0	0
Bob Beall, S (6, PR) OBP: 0.344, SLG: 0.265 (7, 3)										1	0	0	0	0	0	0
Rod Gilbreath, R (1, 4) OBP: 0.294, SLG: 0.333 (7, 5)		5-3		1-3		1-2f FC6-4			1B	4	0	1	0	0	0	2
Joe Nolan, L (1, 2) OBP: 0.330, SLG: 0.372		K			K		F8		G3	4	0	0	0	0	2	1
Tommy Boggs, R (1, 1) OBP: 0.200, SLG: 0.400			1B 1B		FC6-4 1B		4-3			0	0	0	0	0	0	0
Craig Skok, R (3, 1) OBP: 0.286, SLG: 0.429										1	0	1	0	0	0	0
Mickey Mahler, S (5, 1) OBP: 0.148, SLG: 0.115										2	0	1	0	0	0	0
Inning Stats	R: 0 H: 1 E: 0 LOB: 2 K: 0 BB: 0 S: 4 P: 5	R: 0 H: 0 E: 0 LOB: 0 K: 1 BB: 0 S: 5 P: 5	R: 0 H: 2 E: 0 LOB: 2 K: 2 BB: 0 S: 9 P: 9	R: 0 H: 0 E: 0 LOB: 0 K: 0 BB: 0 S: 3 P: 3	R: 0 H: 1 E: 0 LOB: 1 K: 1 BB: 0 S: 6 P: 6	R: 0 H: 2 E: 0 LOB: 2 K: 0 BB: 0 S: 5 P: 5	R: 0 H: 0 E: 0 LOB: 0 K: 0 BB: 0 S: 3 P: 3	R: 0 H: 0 E: 0 LOB: 0 K: 1 BB: 0 S: 5 P: 5	R: 0 H: 1 E: 0 LOB: 1 K: 0 BB: 0 S: 4 P: 4	1B: 7 SF: 0 2B: 0 SAC: 0 3B: 0 DP: 0 HR: 0 HBP: 1						WP: 0 PA: 35 PB: 0 SB: 0 CS: 0

PITCHER	IP	WLS	BF	H	R	ER	SO	BB	IBB	HBP	BLK	WP	HR	S	P	ERA	WHIP
Woodie Fryman, L (1, 1) ERA: 3.45	9.0	W	35	7	0	0	5	0	0	1	0	0	0	44	45	0.00	0.778

PITCHER	IP	WLS	BF	H	R	ER	SO	BB	IBB	HBP	BLK	WP	HR	S	P	ERA	WHIP

BOTTOM

Montreal Expos @ Atlanta Braves

Atlanta-Fulton County Stadium, Atlanta, GA

Sun Jul 30 1978, 3:33 AM EDT

Att. 10,834 - Unknown

livebaseballscorecards.com

AB	34
R	0
H	7
RBI	0
BB	0
SO	5
LOB	16

Batter	1	2	3	4	5	6	7	8	9	AB	R	H	RBI	BB	SO	LOB
Frank Taveras, R (1, 6) OBP: 0.307, SLG: 0.352	K		4-3			6-3		1-3		4	0	0	0	0	1	1
Phil Garner, R (1, 4) OBP: 0.332, SLG: 0.381	6-3			G6-4-3 1B		E 2B		5-3		4	1	2	0	0	0	0
Dave Parker, L (1, 9) OBP: 0.346, SLG: 0.515	F4			G6-4-3 1-3 1B		E4 CS 2-3			F8	4	0	1	0	0	0	1
Bill Robinson, R (1, 8) (7, 7) OBP: 0.299, SLG: 0.406		6-3		G6-4-3 1-2f 3-H		F7 1-2			K	4	0	0	0	0	1	3
Manny Sanguillen, R (1, 3) OBP: 0.323, SLG: 0.383 Omar Moreno, L (7, PR) (7, 8) OBP: 0.316, SLG: 0.271		6-3		HR			FC6-4 1B		CS S BB	3 0	1 0	2 0	1 0	0 1	0 0	0 0
John Milner, L (1, 7) (7, 3) OBP: 0.378, SLG: 0.414		F7		F2			F8		1-2 IBB	3	0	0	0	1	0	1
Dale Berra, R (1, 5)			F3		4-3		FC6-4 1-2f		CS 2-3	3	0	0	0	0	0	1
Duffy Dyer, R (1, 2) OBP: 0.340, SLG: 0.317			SH1-4 BB		F8		1-3			2	0	0	0	1	0	1
Bert Blyleven, R (1, 1) OBP: 0.151, SLG: 0.154			SH1-4 1-2		K			4-3		2	0	0	0	0	1	0
Inning Stats	R: 0 E: 0 K: 1 S: 5 H: 0 LOB: 0 BB: 0 P: 5	R: 0 E: 0 K: 0 S: 3 H: 0 LOB: 0 BB: 0 P: 3	R: 0 E: 0 K: 0 S: 3 H: 0 LOB: 1 BB: 1 P: 7	R: 2 E: 0 K: 0 S: 5 H: 3 LOB: 0 BB: 0 P: 5	R: 0 E: 0 K: 1 S: 5 H: 0 LOB: 0 BB: 0 P: 5	R: 0 E: 1 K: 0 S: 4 H: 1 LOB: 1 BB: 0 P: 4	R: 0 E: 0 K: 0 S: 4 H: 1 LOB: 1 BB: 0 P: 4	R: 0 E: 0 K: 0 S: 3 H: 0 LOB: 0 BB: 0 P: 3	R: 0 E: 0 K: 1 S: 4 H: 0 LOB: 1 BB: 2 P: 12	1B: 3 2B: 1 3B: 0 HR: 1	SF: 0 SAC: 1 DP: 1 HBP: 0						

TOP

Pittsburgh Pirates @ Montreal Expos

Olympic Stadium, Montreal, QB

Mon Jul 31 1978, 7:05 PM EDT

Att. 22,152 - Unknown

livebaseballscorecards.com

AB	29
R	2
H	5
RBI	1
BB	3
SO	3
LOB	8

PITCHER		IP	WLS	BF	H	R	ER	SO	BB	IBB	HBP	BLK	WP	HR	S	P	ERA	WHIP
Ross Grimsley, L ERA: 3.42	(1, 1)	7.0		26	5	2	2	2	1	0	0	0	0	1	29	33	2.57	0.857
Mike Garman, R ERA: 5.06	(8, 1)	2.0	W	7	0	0	0	1	1	1	0	0	0	0	7	15	0.00	0.500

PITCHER	IP	WLS	BF	H	R	ER	SO	BB	IBB	HBP	BLK	WP	HR	S	P	ERA	WHIP

Batter	1	2	3	4	5	6	7	8	9	AB	R	H	RBI	BB	SO	LOB
Dave Cash, R (1, 4) OBP: 0.313, SLG: 0.343	4-3		K			1B		4-3		4	0	1	0	0	1	1
Andre Dawson, R (1, 8) OBP: 0.313, SLG: 0.443	CS BB			FC6-5 S 1B		K		F9		3	0	1	0	1	1	1
Ellis Valentine, R (1, 9) OBP: 0.340, SLG: 0.515	F8 1-2			FC6-5 1-3		F8		5-3		4	0	0	0	0	0	3
Larry Parrish, R (1, 5) OBP: 0.326, SLG: 0.479		K		F8		F8			SH1-4 1B 1B 1B	4	1	1	0	0	1	2
Warren Cromartie, L (1, 7) OBP: 0.332, SLG: 0.405		K		1-3			1B FC6-4 2B		1B SH1-4 1-2 1B 1B	4	2	2	0	0	1	1
Gary Carter, R (1, 2) OBP: 0.330, SLG: 0.395		K			K		FC6-4 2-3 1B		SH1-4 1-2 2-3	3	0	1	0	0	2	0
Tom Hutton, L (1, 3) OBP: 0.324, SLG: 0.321			1-3		2-3		FC6-4 5-3 1-2f 3-H		1B 1B IBB	3	0	0	1	1	0	1
Chris Speier, R (1, 6) OBP: 0.328, SLG: 0.339			4-3		BB		5-3 2-3		1B 1-2 2-3 3-H 1B	3	0	1	1	1	0	1
Ross Grimsley, L (1, 1) OBP: 0.210, SLG: 0.190			2B		4-3		P4		1B 1-2 2-3 3-H	2	0	1	0	0	0	1
Del Unser, L (7, PH) OBP: 0.312, SLG: 0.308										1	0	0	0	0	0	1
Mike Garman, R (8, 1)										0	0	0	0	0	0	0
Ed Herrmann, L (9, PH) OBP: 0.197, SLG: 0.179										1	0	1	1	0	0	0
Inning Stats	R: 0 E: 0 K: 0 S: 2 H: 0 LOB: 0 BB: 1 P: 6	R: 0 E: 0 K: 3 S: 9 H: 0 LOB: 0 BB: 0 P: 9	R: 0 E: 0 K: 1 S: 6 H: 1 LOB: 1 BB: 0 P: 6	R: 0 E: 0 K: 0 S: 4 H: 1 LOB: 1 BB: 0 P: 4	R: 0 E: 0 K: 1 S: 5 H: 0 LOB: 1 BB: 1 P: 9	R: 0 E: 0 K: 1 S: 6 H: 1 LOB: 1 BB: 0 P: 6	R: 1 E: 1 K: 0 S: 5 H: 2 LOB: 1 BB: 0 P: 5	R: 0 E: 0 K: 0 S: 3 H: 0 LOB: 0 BB: 0 P: 3	R: 2 E: 0 K: 0 S: 5 H: 4 LOB: 3 BB: 1 P: 9	1B: 7 2B: 2 3B: 0 HR: 0	SF: 0 SAC: 1 DP: 0 HBP: 0						

PITCHER	IP	WLS	BF	H	R	ER	SO	BB	IBB	HBP	BLK	WP	HR	S	P	ERA	WHIP
Bert Blyleven, R (1, 1) ERA: 3.45	8.1	L	36	9	3	3	6	2	1	0	0	0	0	45	57	3.24	1.320

PITCHER	IP	WLS	BF	H	R	ER	SO	BB	IBB	HBP	BLK	WP	HR	S	P	ERA	WHIP

BOTTOM

Pittsburgh Pirates @ Montreal Expos

Olympic Stadium, Montreal, QB

Mon Jul 31 1978, 7:05 PM EDT

Att. 22,152 - Unknown

livebaseballscorecards.com

AB	32
R	3
H	9
RBI	3
BB	3
SO	6
LOB	12

WP: 0 PB: 0 SB: 1 CS: 1 PA: 36

Batter	1	2	3	4	5	6	7	8	9	AB	R	H	RBI	BB	SO	LOB
Frank Taveras, R (1, 6) OBP: 0.310, SLG: 0.355	F7		CS 1B		F9		1B		1B	5	0	3	0	0	0	0
John Milner, L (1, 7) OBP: 0.374, SLG: 0.408	1-3		CS 1-2	L3	P4		1-2 1B		F9	5	0	1	0	0	0	1
Dave Parker, L (1, 9) OBP: 0.347, SLG: 0.513	3-1			BBBB 4-0 E 1B BB	0-0 1B		F8			3	1	1	0	1	0	2
Bill Robinson, R (1, 8) OBP: 0.295, SLG: 0.401		6-3		E5 1B 2B 1-2	F2			SSS 0-3 K		4	1	0	0	0	1	2
Willie Stargell, L (1, 3) OBP: 0.380, SLG: 0.548		1B		2B 1B 1-2 2-H 1B		G3		P4		4	1	2	1	0	0	0
Phil Garner, R (1, 4) OBP: 0.334, SLG: 0.383		SSS 0-3 K		1B 1-3 2-H 2B		6-3		BBBB 4-0 BB		3	0	1	1	1	1	1
Ed Ott, L (1, 2) OBP: 0.285, SLG: 0.361 Manny Sanguillen, R (8, PH) OBP: 0.321, SLG: 0.380 (8, 2)		4-3		2-3 3-H 1B		F8		F9		3 1	0 0	1 0	1 0	0 0	0 0	1 1
Dale Berra, R (1, 5)			6-3	F9			F7		P4	4	0	0	0	0	0	2
Jim Bibby, R (1, 1) OBP: 0.200, SLG: 0.130 Rennie Stennett, R (4, PH) OBP: 0.286, SLG: 0.327 Ed Whitson, R (4, 1) OBP: 0.222, SLG: 0.222 Omar Moreno, L (7, PH) OBP: 0.315, SLG: 0.270 Kent Tekulve, R (7, 1) OBP: 0.167, SLG: 0.167 Steve Brye, R (9, PH) OBP: 0.284, SLG: 0.306			6-3	P3			4-3		6-3	1 1 0 1 0 1	0 0 0 0 0 0	0 0 0 0 0 0	0 0 0 0 0 0	0 0 0 0 0 0	0 2 0 0 0 0	0 0 0 0 0 0
Inning Stats	R: 0 E: 0 K: 0 S: 3 H: 0 LOB: 0 BB: 0 P: 3	R: 0 E: 0 K: 1 S: 6 H: 1 LOB: 1 BB: 0 P: 6	R: 0 E: 0 K: 0 S: 3 H: 1 LOB: 0 BB: 0 P: 3	R: 3 E: 1 K: 0 S: 7 H: 3 LOB: 2 BB: 1 P: 11	R: 0 E: 0 K: 0 S: 4 H: 1 LOB: 1 BB: 0 P: 4	R: 0 E: 0 K: 0 S: 3 H: 0 LOB: 0 BB: 0 P: 3	R: 0 E: 0 K: 0 S: 5 H: 2 LOB: 2 BB: 0 P: 5	R: 0 E: 0 K: 1 S: 5 H: 0 LOB: 1 BB: 1 P: 9	R: 0 E: 0 K: 0 S: 4 H: 1 LOB: 1 BB: 0 P: 4	1B: 8 2B: 1 3B: 0 HR: 0	SF: 0 SAC: 0 DP: 0 HBP: 0					

PITCHER		IP	WLS	BF	H	R	ER	SO	BB	IBB	HBP	BLK	WP	HR	S	P	ERA	WHIP
Steve Rogers, R ERA: 2.42	(1, 1)	6.2	W	29	8	3	2	1	1	0	0	0	0	0	30	34	2.70	1.350
Darold Knowles, L ERA: 2.62	(7, 1)	2.1	S	9	1	0	0	1	1	0	0	0	0	0	10	14	0.00	0.857

PITCHER	IP	WLS	BF	H	R	ER	SO	BB	IBB	HBP	BLK	WP	HR	S	P	ERA	WHIP

TOP

Pittsburgh Pirates @ Montreal Expos

Olympic Stadium, Montreal, QB

Tue Aug 01 1978, 7:05 PM EDT

Att. 21,287 - Unknown

livebaseballscorecards.com

AB	36
R	3
H	9
RBI	3
BB	2
SO	2
LOB	12

WP: 0	PA: 39		
PB: 0			
SB: 0			
CS: 1			

Batter	1	2	3	4	5	6	7	8	9	AB	R	H	RBI	BB	SO	LOB
Dave Cash, R (1, 4) OBP: 0.313, SLG: 0.343	5-3	HR 1B		G6-4-3 1-2f			6-3			4	1	1	1	0	0	1
Andre Dawson, R (1, 8) OBP: 0.315, SLG: 0.452	WP S 1B	HR		G3			K			4	1	2	2	0	1	0
Ellis Valentine, R (1, 9) OBP: 0.340, SLG: 0.515 Sam Mejias, R (7, PR) OBP: 0.219, SLG: 0.167 (8, 9)	K 1-3	1-3			K		2B			4 0	0 0	1 0	0 0	0 0	2 0	1 0
Tony Perez, R (1, 3) OBP: 0.353, SLG: 0.471	BB	F9			4-3		IBB			2	0	0	0	2	0	0
Larry Parrish, R (1, 5) OBP: 0.326, SLG: 0.479	F8	F8			2B					4	0	1	0	0	0	4
Warren Cromartie, L (1, 7) OBP: 0.333, SLG: 0.409		1B 5-3 SH1-4 1B	1B 2B		F9			F8		4	1	2	0	0	0	1
Gary Carter, R (1, 2) OBP: 0.329, SLG: 0.393		5-3 1-2	FC6-4 2-3 1B			P4		K		4	0	1	0	0	1	1
Chris Speier, R (1, 6) OBP: 0.327, SLG: 0.338		SH1-4 1B 2-3 1B	FC6-4 1-2f			F8		K		4	1	1	0	0	1	2
Steve Rogers, R (1, 1) OBP: 0.148, SLG: 0.119 Darold Knowles, L (7, 1) OBP: 0.200, SLG: 0.200		SH1-4 1-2 3-H		G6-4-3 1B			K			2 0	0 0	1 0	1 0	0 0	1 0	0 0
Inning Stats	R: 0 E: 0 K: 1 S: 6 H: 1 LOB: 2 BB: 1 P: 10	R: 4 E: 0 K: 0 S: 7 H: 4 LOB: 0 BB: 0 P: 7	R: 0 E: 0 K: 0 S: 5 H: 2 LOB: 2 BB: 0 P: 5	R: 0 E: 0 K: 0 S: 3 H: 1 LOB: 0 BB: 0 P: 3	R: 0 E: 0 K: 1 S: 6 H: 1 LOB: 1 BB: 0 P: 6	R: 0 E: 0 K: 1 S: 5 H: 0 LOB: 0 BB: 0 P: 5	R: 0 E: 0 K: 1 S: 6 H: 1 LOB: 2 BB: 1 P: 10	R: 0 E: 0 K: 2 S: 7 H: 0 LOB: 0 BB: 0 P: 7		1B: 6 2B: 3 3B: 0 HR: 1	SF: 0 SAC: 1 DP: 1 HBP: 0					

PITCHER		IP	WLS	BF	H	R	ER	SO	BB	IBB	HBP	BLK	WP	HR	S	P	ERA	WHIP
Jim Bibby, R ERA: 3.48	(1, 1)	3.0	L	17	7	4	4	1	1	0	0	0	1	1	18	22	12.00	2.667
Ed Whitson, R ERA: 2.01	(4, 1)	3.0		10	2	0	0	2	0	0	0	0	0	0	14	14	0.00	0.667
Kent Tekulve, R ERA: 2.24	(7, 1)	2.0		8	1	0	0	3	0	1	0	0	0	0	13	17	0.00	0.500

PITCHER	IP	WLS	BF	H	R	ER	SO	BB	IBB	HBP	BLK	WP	HR	S	P	ERA	WHIP

BOTTOM

Pittsburgh Pirates @ Montreal Expos

Olympic Stadium, Montreal, QB

Tue Aug 01 1978, 7:05 PM EDT

Att. 21,287 - Unknown

livebaseballscorecards.com

AB	32
R	4
H	10
RBI	4
BB	2
SO	6
LOB	10

1B: 6	SF: 0	WP: 1	PA: 35
2B: 3	SAC: 1	PB: 0	
3B: 0	DP: 1	SB: 1	
HR: 1	HBP: 0	CS: 0	

Pittsburgh Pirates @ Montreal Expos

Olympic Stadium, Montreal, QB

Wed Aug 02 1978, 7:05 PM EDT

Att. 15,378 - Unknown

TOP

livebaseballscorecards.com

Batter	1	2	3	4	5	6	7	8	9	AB	R	H	RBI	BB	SO	LOB
Frank Taveras, R (1, 6) OBP: 0.310, SLG: 0.354	x 0-0 CS BLK 1B		x 0-0 ② 1-3			x 0-0 ② B2		x 0-0 ② F7		4	0	1	0	0	0	1
Phil Garner, R (1, 4) OBP: 0.338, SLG: 0.394	B B B B 4-0 1-2 BB		x 0-0 ③ F7			x 0-0 HR		x 0-0 1B 1-2 1B		3	1	2	1	1	0	0
Dave Parker, L (1, 9) OBP: 0.349, SLG: 0.511	S S S 0-3 ① K			x 0-0 ① F8		B B B B 4-0 BB		x 0-0 1-3 2-H 1B		3	0	1	1	1	1	2
Bill Robinson, R (1, 8) (7, 7) OBP: 0.292, SLG: 0.395	x 0-0 ② F7			x 0-0 ② F7		x 0-0 ③ F8		x 0-0 ③ 5-3		4	0	0	0	0	0	5
Manny Sanguillen, R (1, 3) OBP: 0.312, SLG: 0.368	0-0 ③ CS 2-3	S S S 0-3 ① K		x 0-0 ③ 6-3			x 0-0 ① F9		x 0-0 ① 4-3	4	0	0	0	0	1	0
John Milner, L (1, 7) OBP: 0.373, SLG: 0.412 Omar Moreno, L (7, 8) OBP: 0.317, SLG: 0.270		x 0-0 E9 SF7 2B			x 0-0 ① 4-3		x 0-0 ② F7		B B B B 4-0 S BB	3 0	1 0	1 0	0 0	0 1	0 0	0 0
Dale Berra, R (1, 5)		x 0-0 ② SF7 3-H			x 0-0 ② F7		x 0-0 ③ F4		S S S 0-3 ② K 1-2	3	0	0	1	0	1	1
Duffy Dyer, R (1, 2) OBP: 0.338, SLG: 0.315		S S S 0-3 ③ K			x 0-0 ③ F9			x 0-0 1B 1B 1B	S S S 0-3 ③ K	4	1	1	0	0	2	1
Bruce Kison, R (1, 1) OBP: 0.077, SLG: 0.077 Kent Tekulve, R (9, 1) OBP: 0.167, SLG: 0.167			x 0-0 ① 6-3			x 0-0 ① 5-3		x 0-0 ① F7		3 0	0 0	0 0	0 0	0 0	0 0	1 0

	AB	31
	R	3
	H	6
	RBI	3
	BB	3
	SO	5
	LOB	11

Inning Stats	1	2	3	4	5	6	7	8	9
R	0	1	0	0	0	1	0	1	0
E	0	1	0	0	0	0	0	0	0
K	1	2	0	0	0	0	0	0	2
S	5	8	3	3	3	4	3	6	7
H	1	1	0	0	0	1	0	3	0
LOB	1	0	0	0	0	1	0	2	1
BB	1	0	0	0	0	1	0	0	1
P	9	8	3	3	3	8	3	6	11

1B	4	
2B	1	
3B	0	
HR	1	
SF	1	
SAC	0	
DP	0	
HBP	0	

WP	0	
PB	0	
SB	1	
CS	1	
PA	36	

PITCHER		IP	WLS	BF	H	R	ER	SO	BB	IBB	HBP	BLK	WP	HR	S	P	ERA	WHIP
Dan Schatzeder, L ERA: 2.24	(1, 1)	7.2	L	30	6	3	2	3	2	0	0	1	0	1	34	42	2.35	1.043
Stan Bahnsen, R ERA: 3.86	(8, 1)	0.1		1	0	0	0	0	0	0	0	0	0	0	1	1	0.00	0.000
Gerry Pirtle, R ERA: 5.4	(9, 1)	1.0		4	0	0	0	2	1	0	0	0	0	0	7	11	0.00	1.000

PITCHER		IP	WLS	BF	H	R	ER	SO	BB	IBB	HBP	BLK	WP	HR	S	P	ERA	WHIP

Batter	1	2	3	4	5	6	7	8	9	AB	R	H	RBI	BB	SO	LOB
Dave Cash, R (1, 4) OBP: 0.310, SLG: 0.339	F4		K		F7			5-3		4	0	0	0	0	1	2
Andre Dawson, R (1, 8) OBP: 0.314, SLG: 0.448	F7		BB			K			5-3	3	0	0	0	1	1	0
Ellis Valentine, R (1, 9) OBP: 0.339, SLG: 0.511	BB		K			K			6-3	3	0	0	0	1	2	2
Tony Perez, R (1, 3) OBP: 0.349, SLG: 0.466	F9			F6		K			F9	4	0	0	0	0	1	1
Larry Parrish, R (1, 5) OBP: 0.323, SLG: 0.475		5-3		5-3			K			3	0	0	0	0	1	0
Warren Cromartie, L (1, 7) OBP: 0.333, SLG: 0.408		4-3		F3			7-6-3			3	0	1	0	0	0	0
Gary Carter, R (1, 2) OBP: 0.327, SLG: 0.390		6-3			6-3		7-6-3 1-2f			3	0	0	0	0	0	1
Chris Speier, R (1, 6) OBP: 0.328, SLG: 0.339			SH3-4 1B		K			F8		2	0	1	0	0	1	0
Tom Hutton, L (8, PH) OBP: 0.322, SLG: 0.319										1	0	0	0	0	0	0
Pepe Frias, R (9, 6) OBP: 0.286, SLG: 0.615										0	0	0	0	0	0	0
Dan Schatzeder, L (1, 1) OBP: 0.286, SLG: 0.300			SH3-4 1-2		1B			F9		1	0	1	0	0	0	0
Stan Bahnsen, R (8, 1)										0	0	0	0	0	0	0
Del Unser, L (8, PH) OBP: 0.309, SLG: 0.306										1	0	0	0	0	0	0
Gerry Pirtle, R (9, 1)										0	0	0	0	0	0	0
Inning Stats	R: 0 E: 0 K: 0 S: 3 H: 0 LOB: 1 BB: 1 P: 7	R: 0 E: 0 K: 0 S: 3 H: 0 LOB: 0 BB: 0 P: 3	R: 0 E: 0 K: 2 S: 8 H: 1 LOB: 2 BB: 1 P: 12	R: 0 E: 0 K: 0 S: 3 H: 0 LOB: 0 BB: 0 P: 3	R: 0 E: 0 K: 1 S: 6 H: 1 LOB: 1 BB: 0 P: 6	R: 0 E: 0 K: 3 S: 9 H: 0 LOB: 0 BB: 0 P: 9	R: 0 E: 0 K: 1 S: 5 H: 1 LOB: 0 BB: 0 P: 5	R: 0 E: 0 K: 0 S: 3 H: 0 LOB: 0 BB: 0 P: 3	R: 0 E: 0 K: 0 S: 3 H: 0 LOB: 0 BB: 0 P: 3	1B: 3 2B: 1 3B: 0 HR: 0 SF: 0 SAC: 1 DP: 1 HBP: 0						

PITCHER		IP	WLS	BF	H	R	ER	SO	BB	IBB	HBP	BLK	WP	HR	S	P	ERA	WHIP
Bruce Kison, R ERA: 2.79	(1, 1)	8.0	W	28	3	0	0	7	2	0	0	0	0	0	40	48	0.00	0.625
Kent Tekulve, R ERA: 2.21	(9, 1)	1.0	S	3	0	0	0	0	0	0	0	0	0	0	3	3	0.00	0.000

PITCHER	IP	WLS	BF	H	R	ER	SO	BB	IBB	HBP	BLK	WP	HR	S	P	ERA	WHIP

BOTTOM

Pittsburgh Pirates @ Montreal Expos

Olympic Stadium, Montreal, QB

Wed Aug 02 1978, 7:05 PM EDT

Att. 15,378 - Unknown

livebaseballscorecards.com

AB	28
R	0
H	3
RBI	0
BB	2
SO	7
LOB	6

WP: 0 PA: 31
PB: 0
SB: 0
CS: 0

Montreal Expos @ Chicago Cubs

Wrigley Field, Chicago, IL

Fri Aug 04 1978, 3:33 AM CDT

Att. 20,621 - Sunny - 71 F

livebaseballscorecards.com

Batter	1	2	3	4	5	6	7	8	9	AB	R	H	RBI	BB	SO	LOB
Dave Cash, R (1, 4) OBP: 0.307, SLG: 0.336	4-3		F3			F3		F9 SSS K		5	0	0	0	0	1	2
Andre Dawson, R (1, 8) OBP: 0.311, SLG: 0.444	SSS K		L3			P5		F7		4	0	0	0	0	1	0
Ellis Valentine, R (1, 9) OBP: 0.338, SLG: 0.509	5-3		BBSSTX 4-3			BSSTFFFS K		FC5 1B		4	0	1	0	0	1	0
Tony Perez, R (1, 3) OBP: 0.350, SLG: 0.469		1B 2B 2B		5-3			F9 BBSSTFX	2-2 1-2 1B		4	1	2	0	0	0	0
Larry Parrish, R (1, 5) OBP: 0.322, SLG: 0.473		4-3		5-3			1B 1B	FC5 2-3f		4	1	1	0	0	0	3
Warren Cromartie, L (1, 7) OBP: 0.337, SLG: 0.412		2B 2-3 1B		F7			1B 1-3 1B		BB 1B	4	1	3	0	0	0	0
Gary Carter, R (1, 2) OBP: 0.326, SLG: 0.391		SF9 1-H 3-H 2B			F8		SSS K		SSS K	4	1	1	2	0	2	3
Chris Speier, R (1, 6) OBP: 0.327, SLG: 0.339		SF9 3-H			4-3		1-2 3-H 1B		SSS K	3	0	1	2	0	1	1
Woodie Fryman, R (1, 1) OBP: 0.073, SLG: 0.125		5-3			5-3		SSS K		BBBB 1-2 BB	1	0	0	0	0	0	0
Wayne Twitchell, R (2, 1) OBP: 0.174, SLG: 0.095										1	0	0	0	0	0	0
Del Unser, L (7, PH) OBP: 0.307, SLG: 0.303										1	0	0	0	0	1	2
Mike Garman, R (7, 1)										0	0	0	0	0	0	0
Darold Knowles, L (7, 1) OBP: 0.200, SLG: 0.200										0	0	0	0	0	0	0
Gerry Pirtle, R (7, 1)										0	0	0	0	0	0	0
Tom Hutton, L (9, PH) OBP: 0.325, SLG: 0.319										0	0	0	1	0	0	0

TOP

	AB	35
	R	4
	H	9
	RBI	4
	BB	1
	SO	7
	LOB	11

Inning Stats																																
	R: 0	H: 0		R: 3	H: 3		R: 0	H: 0		R: 0	H: 0		R: 0	H: 0		R: 0	H: 0		R: 1	H: 3		R: 0	H: 2		R: 0	H: 1		1B: 7	SF: 1		WP: 0	PA: 37	
	E: 0	LOB: 0		E: 0	LOB: 0		E: 0	LOB: 0		E: 0	LOB: 0		E: 0	LOB: 0		K: 1	LOB: 0		E: 0	LOB: 2		E: 0	LOB: 2		E: 0	LOB: 2		2B: 2	SAC: 0		PB: 0		
	K: 1	BB: 0		K: 0	BB: 0		K: 0	BB: 0		K: 0	BB: 0		K: 0	BB: 0		S: 9	BB: 0		K: 2	BB: 0		K: 0	BB: 0		K: 3	BB: 1		3B: 0	DP: 0		SB: 0		
	S: 5	P: 5		S: 6	P: 6		S: 7	P: 9		S: 3	P: 3		S: 3	P: 3		S: 9	P: 10		S: 10	P: 10		S: 9	P: 11		S: 10	P: 14		HR: 0	HBP: 0		CS: 0		

PITCHER		IP	WLS	BF	H	R	ER	SO	BB	IBB	HBP	BLK	WP	HR	S	P	ERA	WHIP
Rick Reuschel, R ERA: 2.83	(1, 1)	7.0	W	27	6	4	4	4	0	0	0	0	0	0	43	46	5.14	0.857
Lynn McGlothen, R ERA: 4.14	(8, 1)	0.2		3	1	0	0	0	0	0	0	0	0	0	3	3	0.00	1.500
Bruce Sutter, R ERA: 1.68	(8, 1)	1.1	S	7	2	0	0	3	1	0	0	0	0	0	16	22	0.00	2.250

PITCHER	IP	WLS	BF	H	R	ER	SO	BB	IBB	HBP	BLK	WP	HR	S	P	ERA	WHIP

BOTTOM

Batter	1	2	3	4	5	6	7	8	9	AB	R	H	RBI	BB	SO	LOB
Ivan De Jesus, R (1, 6) OBP: 0.360, SLG: 0.372	F9	1B			SH1-3		SH3-4	K		4	0	2	1	0	1	2
Rodney Scott, S (1, 8) OBP: 0.402, SLG: 0.337	F3	1B			SH1-3		K			2	0	1	0	0	0	0
Bobby Murcer, L (7, PH) OBP: 0.365, SLG: 0.396 (8, 9)										1	0	1	1	0	0	0
Bill Buckner, L (1, 3) OBP: 0.336, SLG: 0.389	G3		F5		F8		K			4	0	1	1	0	0	1
Mick Kelleher, R (7, PR) OBP: 0.353, SLG: 0.283 (8, 5)										0	0	0	0	0	0	0
Mike Vail, R (1, 9) OBP: 0.327, SLG: 0.454		HR 2B	L8		6-3		K			4	1	1	0	0	1	3
Lynn McGlothen, L (8, 1) OBP: 0.100, SLG: 0.200										0	0	0	0	0	0	0
Bruce Sutter, R (8, 1) OBP: 0.231, SLG: 0.091										0	0	0	0	0	0	0
Dave Kingman, R (1, 7) OBP: 0.313, SLG: 0.511		HR	F7			P6		F8		3	1	1	2	0	0	0
Jerry White, S (8, 8) OBP: 0.313, SLG: 0.254										1	0	0	0	0	0	0
Manny Trillo, R (1, 4) OBP: 0.327, SLG: 0.344		BB		CS 1B		K		1-3		3	0	1	0	1	1	0
Ed Putman, R (1, 5) OBP: 0.286, SLG: 0.231				F8		F9		BB		3	1	1	0	0	0	1
Dave Rader, L (8, 2) OBP: 0.279, SLG: 0.295										0	1	0	0	1	0	0
Tim Blackwell, S (1, 2) OBP: 0.214, SLG: 0.083		B3		BB			SH3-4 E 1B	BB		1	0	0	0	1	0	2
Greg Gross, L (7, PH) OBP: 0.304, SLG: 0.342 (8, 7)										1	1	1	0	1	0	0
Rick Reuschel, R (1, 1) OBP: 0.146, SLG: 0.130				L7			E4			2	0	1	0	0	0	1
Larry Biittner, L (7, PH) OBP: 0.312, SLG: 0.356 (8, 3)		1B								2	1	1	1	0	0	1
Inning Stats	R: 0 E: 0 K: 0 S: 3 H: 0 LOB: 0 BB: 0 P: 3	R: 3 E: 0 K: 0 S: 10 H: 6 LOB: 2 BB: 1 P: 15	R: 0 E: 0 K: 0 S: 3 H: 0 LOB: 0 BB: 0 P: 3	R: 0 E: 0 K: 0 S: 3 H: 1 LOB: 1 BB: 1 P: 7	R: 0 E: 0 K: 0 S: 4 H: 1 LOB: 1 BB: 0 P: 4	R: 0 E: 0 K: 1 S: 7 H: 0 LOB: 0 BB: 0 P: 10	R: 2 E: 1 K: 1 S: 14 H: 3 LOB: 2 BB: 0 P: 16	R: 1 E: 1 K: 1 S: 14 H: 1 LOB: 2 BB: 2 P: 26		1B: 10 2B: 1 3B: 0 HR: 1	SF: 0 SAC: 2 DP: 0 HBP: 0						

PITCHER		IP	WLS	BF	H	R	ER	SO	BB	IBB	HBP	BLK	WP	HR	S	P	ERA	WHIP
Woodie Fryman, L ERA: 3.64	(1, 1)	1.2		10	5	3	3	0	1	0	0	0	0	1	12	17	16.20	3.600
Wayne Twitchell, R ERA: 5.67	(2, 1)	4.1		15	3	0	0	1	1	0	0	0	0	0	18	25	0.00	0.923
Mike Garman, R ERA: 5.2	(7, 1)	0.1	L	3	1	2	1	0	0	0	0	0	0	0	9	11	27.00	3.000
Darold Knowles, L ERA: 2.62	(7, 1)	0.0		2	2	0	0	0	0	0	0	0	0	0	2	2	∞	∞
Gerry Pirtle, R ERA: 5.4	(7, 1)	1.2		7	1	1	1	2	2	0	0	0	0	0	17	29	5.40	1.800

PITCHER	IP	WLS	BF	H	R	ER	SO	BB	IBB	HBP	BLK	WP	HR	S	P	ERA	WHIP

Montreal Expos @ Chicago Cubs

Wrigley Field, Chicago, IL

Fri Aug 04 1978, 3:33 AM CDT

Att. 20,621 - Sunny - 71 F

livebaseballscorecards.com

AB	31
R	6
H	12
RBI	6
BB	4
SO	3
LOB	11

1B: 10 SF: 0
2B: 1 SAC: 2
3B: 0 DP: 0
HR: 1 HBP: 0

WP: 0 PA: 37
PB: 0
SB: 0
CS: 1

Batter	1	2	3	4	5	6	7	8	9	AB	R	H	RBI	BB	SO	LOB
Dave Cash, R (1, 4) OBP: 0.306, SLG: 0.334	5-3		5-3		2B SF9 1B 1-2	L9		G6-3 1-2f		5	1	1	0	0	0	2
Pepe Frias, R (8, 4) OBP: 0.286, SLG: 0.615										0	0	0	0	0	0	0
Andre Dawson, R (1, 8) OBP: 0.310, SLG: 0.443	1-3	L3			SF9 1B 2B 1-3 2-H	F7			5-3	5	1	1	1	0	0	1
Ellis Valentine, R (1, 9) OBP: 0.336, SLG: 0.504	K	P3			1B SF9 2B IBB	F8			P3	4	1	0	0	1	1	1
Tony Perez, R (1, 3) OBP: 0.349, SLG: 0.467		1-3 E 1B		L5	SF9 1-2 2-3 3-H		K			4	1	1	1	0	1	0
Del Unser, L (9, 3) OBP: 0.307, SLG: 0.303									5-3	0	0	0	0	0	0	0
Larry Parrish, R (1, 5) OBP: 0.322, SLG: 0.469		K		F8	1B 2B IBB		P4			3	1	0	0	1	1	1
Warren Cromartie, L (1, 7) OBP: 0.341, SLG: 0.415		1-3 1-2		FC5-4 1B	2B 1B 1-2 2-3 3-H		1B			4	1	3	1	0	0	1
Gary Carter, R (1, 2) OBP: 0.328, SLG: 0.395		E4 1B 2-H		FC5-4 1-2f	2B 1-H 2-H 3-H		K			4	0	2	4	0	1	2
Chris Speier, R (1, 6) OBP: 0.329, SLG: 0.337	IBB		FC1-6 BB	4-3				6-3		2	0	0	0	2	0	1
Ross Grimsley, L (1, 1) OBP: 0.215, SLG: 0.197	4-3		FC1-6 1B 2B 1-2f		1B	G6-3 1B				3	1	1	0	0	0	3
Stan Bahnsen, R (6, 1) OBP: 0.125, SLG: 0.125										1	0	1	0	0	0	0
Inning Stats	R: 0 E: 0 K: 1 S: 5 H: 0 LOB: 0 BB: 0 P: 5	R: 1 E: 1 K: 1 S: 7 H: 2 LOB: 2 BB: 1 P: 11	R: 0 E: 0 K: 0 S: 3 H: 0 LOB: 0 BB: 0 P: 3	R: 0 E: 0 K: 0 S: 4 H: 1 LOB: 1 BB: 0 P: 4	R: 6 E: 0 K: 0 S: 7 H: 4 LOB: 1 BB: 3 P: 19	R: 0 E: 0 K: 0 S: 4 H: 1 LOB: 1 BB: 0 P: 4	R: 0 E: 0 K: 2 S: 8 H: 1 LOB: 1 BB: 0 P: 8	R: 0 E: 0 K: 0 S: 3 H: 1 LOB: 0 BB: 0 P: 3	R: 0 E: 0 K: 0 S: 3 H: 0 LOB: 0 BB: 0 P: 3	1B: 8 2B: 2 3B: 0 HR: 0	SF: 1 SAC: 0 DP: 1 HBP: 0						

TOP

Montreal Expos @ Chicago Cubs

Wrigley Field, Chicago, IL

Sat Aug 05 1978, 3:33 AM CDT

Att. 31,219 - Unknown

livebaseballscorecards.com

AB	35
R	7
H	10
RBI	7
BB	4
SO	4
LOB	12

WP: 0 PB: 0 SB: 0 CS: 0 PA: 40

PITCHER	IP	WLS	BF	H	R	ER	SO	BB	IBB	HBP	BLK	WP	HR	S	P	ERA	WHIP
Dave Roberts, L (1, 1) ERA: 5.02	4.2	L	24	6	7	7	2	1	3	0	0	0	0	24	40	13.50	1.500
Donnie Moore, R (5, 1) ERA: 3.82	1.1		6	2	0	0	0	0	0	0	0	0	0	6	6	0.00	1.500
Lynn McGlothen, R (7, 1) ERA: 3.99	2.0		7	2	0	0	2	0	0	0	0	0	0	11	11	0.00	1.000
Willie Hernandez, L (9, 1) ERA: 3.63	1.0		3	0	0	0	0	0	0	0	0	0	0	3	3	0.00	0.000

PITCHER	IP	WLS	BF	H	R	ER	SO	BB	IBB	HBP	BLK	WP	HR	S	P	ERA	WHIP

Batter	1	2	3	4	5	6	7	8	9	AB	R	H	RBI	BB	SO	LOB
Ivan De Jesus, R (1, 6) OBP: 0.358, SLG: 0.370	G2		6-3		2-H 1B 1B	P4			1-3	5	1	1	1	0	0	4
Rodney Scott, S (1, 5) OBP: 0.394, SLG: 0.324	F7		L9		BBB 1B E BB		L6		SSS K	4	1	0	0	1	1	1
Bill Buckner, L (1, 3) OBP: 0.338, SLG: 0.391	4-3			FC6-4 1B	E7 1-H 2-H 1B		3-1			4	0	2	1	0	0	0
Bobby Murcer, L (1, 8) OBP: 0.364, SLG: 0.394		FC5-4 1B		FC6-4 1-2f FC6-4	P5		P5			4	0	1	0	0	0	2
Dave Kingman, R (1, 7) OBP: 0.312, SLG: 0.506		F7		SSS K		1B 2B 1B		P2		4	1	1	0	0	1	2
Mike Vail, R (1, 9) OBP: 0.321, SLG: 0.445		FC5-4 FC6-4 1-2f		FC6-4 1-2f		2B 1-2 1B		BBB G3 BB		2	0	0	0	0	0	2
Donnie Moore, L (5, 1) OBP: 0.200, SLG: 0.200										0	0	0	0	0	0	0
Ed Putman, R (6, PH) OBP: 0.333, SLG: 0.286										1	0	1	0	0	0	0
Ray Burris, R (6, PR) OBP: 0.146, SLG: 0.200										0	0	0	0	0	0	0
Dave Rader, L (7, 2) OBP: 0.282, SLG: 0.295										0	0	0	0	1	0	0
Manny Trillo, R (1, 4) OBP: 0.323, SLG: 0.340		FC6-4 1-2f			F9	F9		G3 1-2		4	0	0	0	0	0	4
Tim Blackwell, S (1, 2) OBP: 0.250, SLG: 0.143			SH3-4 1B		F8	1-3 2-H 2B		1-3		2	0	1	0	0	0	0
Larry Biittner, L (6, PH) OBP: 0.314, SLG: 0.362										1	0	1	1	0	0	0
Lynn McGlothen, L (7, 1) OBP: 0.100, SLG: 0.200										0	0	0	0	0	0	0
Greg Gross, L (8, PH) OBP: 0.302, SLG: 0.341										1	0	0	0	0	0	1
Willie Hernandez, L (9, 1)										0	0	0	0	0	0	0
Dave Roberts, L (1, 1) OBP: 0.357, SLG: 0.525			SH3-4 1-2		1B 2B	L1-3			SSS K	0	0	0	0	0	0	0
Gene Clines, R (5, 9) OBP: 0.337, SLG: 0.341										3	1	1	0	0	1	3
Inning Stats	R: 0 E: 0 K: 0 S: 3 H: 0 LOB: 0 BB: 0 P: 3	R: 0 E: 0 K: 0 S: 4 H: 1 LOB: 1 BB: 0 P: 4	R: 0 E: 0 K: 0 S: 4 H: 1 LOB: 1 BB: 0 P: 4	R: 0 E: 0 K: 1 S: 6 H: 1 LOB: 1 BB: 0 P: 6	R: 3 E: 1 K: 0 S: 6 H: 3 LOB: 1 BB: 1 P: 10	R: 1 E: 0 K: 0 S: 6 H: 3 LOB: 3 BB: 0 P: 6	R: 0 E: 0 K: 0 S: 3 H: 0 LOB: 0 BB: 0 P: 3	R: 0 E: 0 K: 0 S: 3 H: 0 LOB: 1 BB: 1 P: 7	R: 0 E: 0 K: 2 S: 7 H: 0 LOB: 0 BB: 0 P: 7	1B: 7 2B: 2 3B: 0 HR: 0	SF: 0 SAC: 1 DP: 0 HBP: 0						

PITCHER	IP	WLS	BF	H	R	ER	SO	BB	IBB	HBP	BLK	WP	HR	S	P	ERA	WHIP
Ross Grimsley, L (1, 1) ERA: 3.48	5.0	W	24	8	4	3	1	1	0	0	0	0	0	25	29	5.40	1.800
Stan Bahnsen, R (6, 1) ERA: 3.55	4.0	S	14	1	0	0	2	1	0	0	0	0	0	17	21	0.00	0.500

PITCHER	IP	WLS	BF	H	R	ER	SO	BB	IBB	HBP	BLK	WP	HR	S	P	ERA	WHIP

BOTTOM

Montreal Expos @ Chicago Cubs
Wrigley Field, Chicago, IL
Sat Aug 05 1978, 3:33 AM CDT
Att. 31,219 - Unknown

livebaseballscorecards.com

AB	35
R	4
H	9
RBI	3
BB	2
SO	3
LOB	19

Batter	1	2	3	4	5	6	7	8	9	AB	R	H	RBI	BB	SO	LOB
Dave Cash, R (1, 4) OBP: 0.303, SLG: 0.331	x 0-0 ① 6-3		x 0-0 ③ 6-3			x 0-0 ① 5-3		B S S F X 1-2 ① P6		4	0	0	0	0	0	0
Pepe Frias, R (9, 4) OBP: 0.286, SLG: 0.615										0	0	0	0	0	0	0
Andre Dawson, R (1, 8) OBP: 0.312, SLG: 0.451	x 0-0 ② P7			S S S 0-3 ① K		x 0-0 HR		x 0-0 G4-6-3 1B		4	1	2	1	0	1	0
Ellis Valentine, R (1, 9) OBP: 0.336, SLG: 0.504	x 0-0 ③ 1-3			x 0-0 ② L3		x 0-0 FC4-5 2B		x 0-0 ②③ G4-6-3 1-2f		4	0	1	0	0	0	1
Tony Perez, R (1, 3) OBP: 0.345, SLG: 0.462		S S S 0-3 ① K		S S S 0-3 ③ K		x 0-0 ② FC4-5 2-3			S S S 0-3 ① K	4	0	0	0	0	3	1
Del Unser, L (9, 3) OBP: 0.307, SLG: 0.303										0	0	0	0	0	0	0
Larry Parrish, R (1, 5) OBP: 0.321, SLG: 0.467		B S S S F S 1-3 ② K			S S S 0-3 ① K	x 0-0 ③ L8			x 0-0 G3 BLK 1B	4	0	1	0	0	2	1
Warren Cromartie, L (1, 7) OBP: 0.338, SLG: 0.411		x 0-0 ③ G3			x 0-0 ② B4-3		x 0-0 ① 4-3		x 0-0 ② G3 1-3	4	0	0	0	0	0	1
Gary Carter, R (1, 2) OBP: 0.332, SLG: 0.405			x 0-0 HR		B B B B 4-0 BB 1B		x 0-0 4-3 1B		x 0-0 ③ 5-3	3	1	2	1	1	0	1
Chris Speier, R (1, 6) OBP: 0.329, SLG: 0.337			x 0-0 ① 5-3		x 0-0 1-3 1B		x 0-0 ② 4-3 1-2			3	0	1	0	0	0	1
Steve Rogers, R (1, 1) OBP: 0.141, SLG: 0.113			x 0-0 ② P4		S S S 0-3 ③ K		x 0-0 ③ L1			3	0	0	0	0	1	3
Darold Knowles, L (9, 1) OBP: 0.200, SLG: 0.200										0	0	0	0	0	0	0
Inning Stats	R: 0 E: 0 K: 0 S: 3 H: 0 LOB: 0 BB: 0 P: 3	R: 0 E: 0 K: 2 S: 8 H: 0 LOB: 0 BB: 0 P: 9	R: 1 E: 0 K: 0 S: 4 H: 1 LOB: 0 BB: 0 P: 4	R: 0 E: 0 K: 2 S: 7 H: 0 LOB: 0 BB: 0 P: 7	R: 0 E: 0 K: 2 S: 8 H: 1 LOB: 2 BB: 1 P: 12	R: 1 E: 0 K: 0 S: 5 H: 2 LOB: 1 BB: 0 P: 5	R: 0 E: 0 K: 0 S: 4 H: 1 LOB: 1 BB: 0 P: 4	R: 0 E: 0 K: 0 S: 6 H: 1 LOB: 0 BB: 0 P: 7	R: 0 E: 0 K: 1 S: 6 H: 1 LOB: 1 BB: 0 P: 6	1B: 4 2B: 1 3B: 0 HR: 2	SF: 0 SAC: 0 DP: 1 HBP: 0						

Montreal Expos @ Chicago Cubs

Wrigley Field, Chicago, IL

Sun Aug 06 1978, 3:33 AM CDT

Sunny - 71 F

TOP

livebaseballscorecards.com

AB	33
R	2
H	7
RBI	2
BB	1
SO	7
LOB	9

WP: 0 PB: 0 SB: 0 CS: 0 PA: 34

PITCHER	IP	WLS	BF	H	R	ER	SO	BB	IBB	HBP	BLK	WP	HR	S	P	ERA	WHIP
Dennis Lamp, R (1, 1) ERA: 3.44	8.0	L	30	6	2	2	6	1	0	0	0	0	2	45	51	2.25	0.875
Donnie Moore, R (9, 1) ERA: 3.77	1.0		4	1	0	0	1	0	0	0	1	0	0	6	6	0.00	1.000

PITCHER	IP	WLS	BF	H	R	ER	SO	BB	IBB	HBP	BLK	WP	HR	S	P	ERA	WHIP

Montreal Expos @ Chicago Cubs

Wrigley Field, Chicago, IL

Sun Aug 06 1978, 3:33 AM CDT

Sunny - 71 F

livebaseballscorecards.com

BOTTOM

Batter	1	2	3	4	5	6	7	8	9	AB	R	H	RBI	BB	SO	LOB
Ivan De Jesus, R (1, 6) OBP: 0.357, SLG: 0.371	S S S 0-3 K ①		x 0-0 2B		x 0-0 5-3 ③			x 0-0 L3 ①② 1-		4	0	1	0	0	1	1
Rodney Scott, S (1, 5) OBP: 0.405, SLG: 0.333	x 0-0 G4-6-3 1B		B B B B 4-0 FC6-4 BB			x 0-0 B1-3 ①		x 0-0 S 1B		3	0	2	0	1	0	0
Bill Buckner, L (1, 3) OBP: 0.333, SLG: 0.385	x 0-0 G4-6-3 ②③ 1-2f		B B S S S T S X 2-2 FC6-4 ③ 1-2f			x 0-0 4-3 ②		x 0-0 G1 ③ 1-2		4	0	0	0	0	0	4
Bobby Murcer, L (1, 9) OBP: 0.363, SLG: 0.393		x 0-0 L8 ①		B B S S F F X 2-2 G3 ①		x 0-0 4-3 ③			B B S S F F X 2-2 2B 1B 1B	4	1	1	0	0	0	0
Dave Kingman, R (1, 7) OBP: 0.311, SLG: 0.506		x 0-0 5-3 ②		x 0-0 1B 2B			x 0-0 P6 ①		S S S 0-3 K ①	4	0	1	0	0	1	1
Greg Gross, L (1, 8) OBP: 0.310, SLG: 0.352		x 0-0 1B		x 0-0 ② 2-H 1B			x 0-0 4-3 ②		x 0-0 1-3 1B 2B	4	0	3	0	0	0	0
Manny Trillo, R (1, 4) OBP: 0.325, SLG: 0.342		x 0-0 1-3 ③		x 0-0 4-3 ③			x 0-0 1B		x 0-0 ② 2-H 3-H 1B	4	0	2	1	0	0	2
Dave Rader, L (1, 2) OBP: 0.279, SLG: 0.292 Larry Biittner, L (9, PH) OBP: 0.314, SLG: 0.362 Mike Vail, R (9, PH) OBP: 0.319, SLG: 0.441			x 0-0 L8 ①		x 0-0 4-3 ①		x 0-0 5-3 ③		x 0-0 L8 ③	3 0 1	0 0 0	0 0 0	0 0 0	0 0 0	0 0 0	1 0 1
Dennis Lamp, R (1, 1) OBP: 0.200, SLG: 0.240 Jerry White, S (8, PH) OBP: 0.321, SLG: 0.254 Donnie Moore, L (9, 1) OBP: 0.200, SLG: 0.200			x 0-0 6-3 ②		S S S 0-3 K ②			B B B B 4-0 BB		2 0 0	0 0 0	0 0 0	0 0 0	0 1 0	1 0 0	0 0 0
Inning Stats	R: 0 H: 1 E: 0 LOB: 0 K: 1 BB: 0 S: 5 P: 5	R: 0 H: 1 E: 0 LOB: 1 K: 0 BB: 0 S: 4 P: 4	R: 0 H: 1 E: 0 LOB: 2 K: 0 BB: 1 S: 7 P: 13	R: 0 H: 2 E: 0 LOB: 1 K: 0 BB: 0 S: 8 P: 10	R: 0 H: 0 E: 0 LOB: 0 K: 1 BB: 0 S: 5 P: 5	R: 0 H: 0 E: 0 LOB: 0 K: 0 BB: 0 S: 3 P: 3	R: 0 H: 1 E: 0 LOB: 1 K: 0 BB: 0 S: 4 P: 4	R: 0 H: 1 E: 0 LOB: 1 K: 0 BB: 1 S: 3 P: 7	R: 1 H: 3 E: 0 LOB: 1 K: 1 BB: 0 S: 11 P: 13	1B: 7 SF: 0 2B: 4 SAC: 0 3B: 0 DP: 2 HR: 0 HBP: 0						

	AB	33
	R	1
	H	10
	RBI	1
	BB	2
	SO	3
	LOB	10

WP: 0 PA: 35
PB: 0
SB: 1
CS: 0

PITCHER		IP	WLS	BF	H	R	ER	SO	BB	IBB	HBP	BLK	WP	HR	S	P	ERA	WHIP
Steve Rogers, R ERA: 2.35	(1, 1)	8.2	W	34	10	1	1	3	2	0	0	0	0	0	49	63	1.04	1.385
Darold Knowles, L ERA: 2.6	(9, 1)	0.1	S	1	0	0	0	0	0	0	0	0	0	0	1	1	0.00	0.000

PITCHER	IP	WLS	BF	H	R	ER	SO	BB	IBB	HBP	BLK	WP	HR	S	P	ERA	WHIP

Batter	1	2	3	4	5	6	7	8	9	AB	R	H	RBI	BB	SO	LOB
Stan Papi, R (1, 4) OBP: 0.343, SLG: 0.363	FC5 2B		G4-6-3 1-2f			1B E BB	BB 1B		F9	4	1	2	0	1	0	1
Andre Dawson, R (1, 8) OBP: 0.315, SLG: 0.459	K			3B		F5	1-2 BB		1B 2B	4	1	2	0	1	1	2
Ellis Valentine, R (1, 9) OBP: 0.336, SLG: 0.502	P7			5-3		S 1-3 1B	K		FC6-4 2-H 1B	5	1	2	1	0	1	4
Larry Parrish, R (1, 5) OBP: 0.319, SLG: 0.462	FC5 2-3			5-3		1B 1-3 3-H BB		K	FC6-4 1-2f	4	0	0	0	1	1	3
Warren Cromartie, L (1, 7) OBP: 0.337, SLG: 0.409		F7		F7		1-2 3-H 1B		4-3		4	0	1	1	0	0	1
Gary Carter, R (1, 2) OBP: 0.331, SLG: 0.406		K			5-3	F9		2B		4	0	1	0	0	1	2
Del Unser, L (1, 3) OBP: 0.306, SLG: 0.296		K			5-3	F7		IBB		3	0	0	0	1	1	2
Chris Speier, R (1, 6) OBP: 0.328, SLG: 0.334			4-3		WP BB		K	K		3	0	0	0	1	2	2
Scott Sanderson, R (1, 1) OBP: 0.500, SLG: 0.500					5-3 1-2		K		B1-3	2	0	1	0	0	0	1
Mike Garman, R (6, 1)			G4-6-3 1B							1	0	0	0	0	1	0
Darold Knowles, L (8, 1) OBP: 0.200, SLG: 0.200										0	0	0	0	0	0	0
Tom Hutton, L (9, PH) OBP: 0.324, SLG: 0.317										1	0	0	0	0	0	0
Inning Stats	R: 0 E: 0 K: 1 S: 6 H: 1 LOB: 1 BB: 0 P: 6	R: 0 E: 0 K: 2 S: 7 H: 0 LOB: 0 BB: 0 P: 7	R: 0 E: 0 K: 0 S: 6 H: 1 LOB: 0 BB: 0 P: 8	R: 0 E: 0 K: 0 S: 4 H: 1 LOB: 1 BB: 0 P: 4	R: 0 E: 0 K: 0 S: 3 H: 0 LOB: 1 BB: 1 P: 7	R: 2 E: 0 K: 0 S: 5 H: 2 LOB: 2 BB: 2 P: 13	R: 0 E: 0 K: 3 S: 12 H: 1 LOB: 2 BB: 1 P: 17	R: 0 E: 0 K: 2 S: 11 H: 1 LOB: 2 BB: 1 P: 16	R: 1 E: 0 K: 0 S: 5 H: 2 LOB: 1 BB: 0 P: 5	1B: 5 2B: 3 3B: 1 HR: 0 SF: 0 SAC: 0 DP: 1 HBP: 0	WP: 1 PB: 0 SB: 2 CS: 0 PA: 40					

TOP

Montreal Expos @ Chicago Cubs

Wrigley Field, Chicago, IL

Sun Aug 06 1978, 3:38 AM CDT

Att. 39,234 - Sunny - 71 F

livebaseballscorecards.com

AB	35
R	3
H	9
RBI	2
BB	5
SO	8
LOB	18

PITCHER		IP	WLS	BF	H	R	ER	SO	BB	IBB	HBP	BLK	WP	HR	S	P	ERA	WHIP
Ray Burris, R ERA: 5.13	(1, 1)	7.0		30	6	2	2	6	4	0	0	0	1	0	43	62	2.57	1.429
Lynn McGlothen, R ERA: 3.92	(8, 1)	1.0	W	5	1	0	0	2	0	1	0	0	0	0	11	16	0.00	1.000
Bruce Sutter, R ERA: 1.78	(9, 1)	1.0	S	5	2	1	1	0	0	0	0	0	0	0	5	5	9.00	2.000

PITCHER	IP	WLS	BF	H	R	ER	SO	BB	IBB	HBP	BLK	WP	HR	S	P	ERA	WHIP

Batter	1	2	3	4	5	6	7	8	9	AB	R	H	RBI	BB	SO	LOB
Ivan De Jesus, R (1, 6) OBP: 0.355, SLG: 0.369	F3		S 1B		F7		6-3	FC4-6 1-2f		5	0	1	0	0	0	2
Rodney Scott, S (1, 5) OBP: 0.407, SLG: 0.333	K		1-2 BB		CS 1B		1-3			3	0	1	0	1	1	0
Larry Biittner, L (1, 3) OBP: 0.317, SLG: 0.364	1B		K		1-2 4-3			BB 2B 1B		4	1	2	0	0	1	3
Bobby Murcer, L (1, 9) OBP: 0.365, SLG: 0.395	1-2 1B		P6			1-2 1B		4-2 1-2 BB		3	0	2	0	0	0	2
Jerry White, S (6, PR) (7, 8) OBP: 0.329, SLG: 0.254										0	0	0	0	1	0	0
Dave Kingman, R (1, 7) OBP: 0.307, SLG: 0.498	P4		1-2 F8			0-0 L7		0-0 B2		4	0	0	0	0	0	7
Greg Gross, L (1, 8) (7, 9) OBP: 0.313, SLG: 0.359		6-3		2-3		E9 1-3 1B		SF9 1-3 2-H 2B		4	1	2	1	0	0	0
Manny Trillo, R (1, 4) OBP: 0.324, SLG: 0.340		K		P8		2-2 SF7 3-H		1B IBB		2	0	0	1	1	1	0
Tim Blackwell, S (1, 2) OBP: 0.333, SLG: 0.143		4-0 FC5-4 BB		4-2 BB		F7		SF9 2-3 3-H		0	0	0	0	2	0	0
Bill Buckner, L (6, PH) OBP: 0.332, SLG: 0.383										1	0	0	0	0	0	2
Dave Rader, L (7, 2) OBP: 0.279, SLG: 0.292										0	0	0	0	0	0	0
Mike Vail, R (8, PH) OBP: 0.316, SLG: 0.441										0	0	0	1	0	0	0
Bruce Sutter, R (9, 1) OBP: 0.231, SLG: 0.091										0	0	0	0	0	0	0
Ray Burris, R (1, 1) OBP: 0.140, SLG: 0.190		FC5-4 1-2f		K			L1-3	FC4-6 1-3 3-H 1B		2	0	0	0	0	1	2
Gene Clines, R (7, PH) OBP: 0.335, SLG: 0.339										1	0	0	0	0	0	0
Lynn McGlothen, L (8, 1) OBP: 0.100, SLG: 0.200										0	0	0	0	0	0	0
Ed Putman, R (8, PH) (9, 2) OBP: 0.375, SLG: 0.333										1	0	1	1	0	0	0
Inning Stats	R: 0 E: 0 K: 1 S: 7 H: 2 LOB: 2 BB: 0 P: 7		R: 0 E: 0 K: 1 S: 5 H: 0 LOB: 1 BB: 1 P: 9	R: 0 E: 0 K: 1 S: 9 H: 1 LOB: 2 BB: 1 P: 14	R: 0 E: 0 K: 1 S: 11 H: 0 LOB: 1 BB: 1 P: 16	R: 0 E: 0 K: 0 S: 6 H: 1 LOB: 0 BB: 0 P: 7	R: 1 E: 1 K: 0 S: 11 H: 2 LOB: 2 BB: 0 P: 14	R: 0 E: 0 K: 0 S: 3 H: 0 LOB: 0 BB: 0 P: 3	R: 3 E: 0 K: 0 S: 10 H: 3 LOB: 2 BB: 2 P: 18	1B: 8 2B: 1 3B: 0 HR: 0	SF: 2 SAC: 0 DP: 0 HBP: 0		WP: 0 PB: 0 SB: 1 CS: 1	PA: 37			

PITCHER		IP	WLS	BF	H	R	ER	SO	BB	IBB	HBP	BLK	WP	HR	S	P	ERA	WHIP
Scott Sanderson, R ERA: 1.69	(1, 1)	5.1		24	6	1	1	4	3	0	0	0	0	0	44	60	1.69	1.688
Mike Garman, R ERA: 5.5	(6, 1)	2.0	L	10	2	3	3	0	1	1	0	0	0	0	15	25	13.50	1.500
Darold Knowles, L ERA: 2.57	(8, 1)	0.2		3	1	0	0	0	0	0	0	0	0	0	3	3	0.00	1.500

PITCHER	IP	WLS	BF	H	R	ER	SO	BB	IBB	HBP	BLK	WP	HR	S	P	ERA	WHIP

BOTTOM

Montreal Expos @ Chicago Cubs

Wrigley Field, Chicago, IL

Sun Aug 06 1978, 3:38 AM CDT

Att. 39,234 - Sunny - 71 F

livebaseballscorecards.com

AB	30
R	2
H	9
RBI	4
BB	5
SO	4
LOB	18

Batter	1	2	3	4	5	6	7	8	9	AB	R	H	RBI	BB	SO	LOB
Elliott Maddox, R (1, 5) OBP: 0.378, SLG: 0.345	6-3		F9		1B BB		G4-6-3 1B 1-3 2-H			3	0	1	1	1	0	0
Tim Foli, R (1, 6) OBP: 0.289, SLG: 0.325	P6		P2		G6-4-3 1B 1-2		G4-6-3 1-2f			4	0	1	0	0	0	2
Dale Murray, R (7, 1)										0	0	0	0	0	0	0
Steve Henderson, R (1, 7) OBP: 0.339, SLG: 0.418	2B BB		BB BB		G6-4-3 1-2f			G5-4-3 BB		1	0	0	0	3	0	2
John Stearns, R (1, 2) OBP: 0.367, SLG: 0.425	2B 1-3		BB 1-2			F5		G5-4-3 1-2f		3	0	1	0	1	0	1
Willie Montanez, L (1, 3) OBP: 0.329, SLG: 0.417	L7		F8			G3		F8		4	0	0	0	0	0	4
Tom Grieve, R (1, 9) OBP: 0.286, SLG: 0.346		F8		F9		5-3			F8	4	0	0	0	0	0	0
Joel Youngblood, R (1, 8) OBP: 0.292, SLG: 0.469		F7		F8			P5		2-3	4	0	0	0	0	0	0
Doug Flynn, R (1, 4) OBP: 0.283, SLG: 0.282		BB		F7			HBP 1B BB		F9	2	1	0	0	1	0	0
(7, 6)																
Tom Hausman, R (1, 1) OBP: 0.375, SLG: 0.429		F8			F7		1B BB 1-2			0	0	0	0	0	0	0
Mike Bruhert, R (1, 1) OBP: 0.091, SLG: 0.091										1	0	0	0	0	0	1
Bobby Valentine, R (5, PH) OBP: 0.347, SLG: 0.324										1	0	0	0	0	0	0
Dwight Bernard, R (5, 1)										0	0	0	0	0	0	0
Lenny Randle, S (7, PH) OBP: 0.335, SLG: 0.321										0	0	0	0	1	0	0
(7, 4)																
Inning Stats	R: 0 E: 0 K: 0 S: 4 H: 1 LOB: 2 BB: 1 P: 8	R: 0 E: 0 K: 0 S: 3 H: 0 LOB: 1 BB: 1 P: 7	R: 0 E: 0 K: 0 S: 3 H: 0 LOB: 2 BB: 2 P: 11	R: 0 E: 0 K: 0 S: 3 H: 0 LOB: 0 BB: 0 P: 3	R: 0 E: 0 K: 0 S: 3 H: 1 LOB: 1 BB: 1 P: 7	R: 0 E: 0 K: 0 S: 3 H: 0 LOB: 0 BB: 0 P: 3	R: 1 E: 0 K: 0 S: 3 H: 1 LOB: 1 BB: 1 P: 8	R: 0 E: 0 K: 0 S: 2 H: 0 LOB: 0 BB: 1 P: 6	R: 0 E: 0 K: 0 S: 3 H: 0 LOB: 0 BB: 0 P: 3	1B: 2 2B: 1 3B: 0 HR: 0	SF: 0 SAC: 0 DP: 3 HBP: 1						

TOP

New York Mets @ Montreal Expos

Olympic Stadium, Montreal, QB

Tue Aug 08 1978, 7:05 PM EDT

Att. 17,124 - Unknown

livebaseballscorecards.com

AB	27
R	1
H	3
RBI	1
BB	7
SO	0
LOB	10

WP: 0 PB: 0 SB: 0 CS: 0 PA: 35

PITCHER	IP	WLS	BF	H	R	ER	SO	BB	IBB	HBP	BLK	WP	HR	S	P	ERA	WHIP
Dan Schatzeder, L (1, 1) ERA: 2.11	9.0	W	35	3	1	1	0	7	0	1	0	0	0	27	56	1.00	1.111

PITCHER	IP	WLS	BF	H	R	ER	SO	BB	IBB	HBP	BLK	WP	HR	S	P	ERA	WHIP

Batter	1	2	3	4	5	6	7	8	9	AB	R	H	RBI	BB	SO	LOB
Dave Cash, R (1, 4) OBP: 0.303, SLG: 0.330	1B	F9		6-3		F9 2-3				4	1	1	0	0	0	3
Andre Dawson, R (1, 8) OBP: 0.314, SLG: 0.457	1B 1-2	K		5-3		FC6-4 1-2f				4	0	1	0	0	1	2
Ellis Valentine, R (1, 9) OBP: 0.336, SLG: 0.500	1B 1-3 2-3	F4-3		F7			F9			4	1	1	0	0	0	0
Tony Perez, R (1, 3) OBP: 0.347, SLG: 0.461	1B 2B BB	1B			6-3		F8			3	1	1	0	1	0	0
Larry Parrish, R (1, 5) OBP: 0.319, SLG: 0.460	2B 1-2 2-H 3-H 1B	L7			6-3		K			4	1	1	2	0	1	1
Warren Cromartie, L (1, 7) OBP: 0.336, SLG: 0.410	1B 1-H 2-H 2B	F7			F7			F7		4	1	1	2	0	0	0
Gary Carter, R (1, 2) OBP: 0.333, SLG: 0.406	1B 2B BB	WP 1B				F8		L5		3	1	1	0	1	0	0
Chris Speier, R (1, 6) OBP: 0.330, SLG: 0.334	2B 1-3 2-H 1B	K 1-2				F9 1B BB		1-3		3	0	1	1	1	1	1
Dan Schatzeder, L (1, 1) OBP: 0.333, SLG: 0.391	1-H 3-H 2B	5-3				FC6-4 1-2 1B				3	0	2	1	0	0	1
Inning Stats	R: 6 E: 0 K: 0 S: 8 H: 7 LOB: 1 BB: 2 P: 16	R: 0 E: 0 K: 1 S: 6 H: 1 LOB: 1 BB: 0 P: 6	R: 0 E: 0 K: 1 S: 6 H: 1 LOB: 1 BB: 0 P: 6	R: 0 E: 0 K: 0 S: 3 H: 0 LOB: 0 BB: 0 P: 3	R: 0 E: 0 K: 0 S: 3 H: 0 LOB: 0 BB: 0 P: 3	R: 0 E: 0 K: 0 S: 4 H: 1 LOB: 2 BB: 1 P: 8	R: 0 E: 0 K: 1 S: 5 H: 0 LOB: 0 BB: 0 P: 5	R: 0 E: 0 K: 0 S: 3 H: 0 LOB: 0 BB: 0 P: 3		1B: 8 2B: 2 3B: 0 HR: 0 SF: 0 SAC: 0 DP: 0 HBP: 0						

PITCHER		IP	WLS	BF	H	R	ER	SO	BB	IBB	HBP	BLK	WP	HR	S	P	ERA	WHIP
Tom Hausman, R ERA: 7.4	(1, 1)	0.1	L	6	5	5	5	0	1	0	0	0	0	0	5	9	135.00	18.000
Mike Bruhert, R ERA: 4.87	(1, 1)	3.2		15	4	1	1	2	1	0	0	0	1	0	18	22	2.46	1.364
Dwight Bernard, R ERA: 2.45	(5, 1)	2.0		8	1	0	0	0	1	0	0	0	0	0	7	11	0.00	1.000
Dale Murray, R ERA: 3.99	(7, 1)	2.0		6	0	0	0	1	0	0	0	0	0	0	8	8	0.00	0.000

PITCHER	IP	WLS	BF	H	R	ER	SO	BB	IBB	HBP	BLK	WP	HR	S	P	ERA	WHIP

BOTTOM

New York Mets @ Montreal Expos

Olympic Stadium, Montreal, QB

Tue Aug 08 1978, 7:05 PM EDT

Att. 17,124 - Unknown

livebaseballscorecards.com

AB	32
R	6
H	10
RBI	6
BB	3
SO	3
LOB	8

WP: 1 PA: 35
PB: 0
SB: 0
CS: 0

Batter	1	2	3	4	5	6	7	8	9	AB	R	H	RBI	BB	SO	LOB
Elliott Maddox, R (1, 5) (7, 8) OBP: 0.383, SLG: 0.352	1B 1B	FC1-6 1-2 3-H 1B		1-3		FC6-4 2-H 1B		E 1B	F8	6	1	4	2	0	0	0
Tim Foli, R (1, 6) OBP: 0.290, SLG: 0.328	1-3 1B	FC1-6 1-2f 2-3		6-3		FC6-4 1-2f		E6 1-H 1B 2B	6-3	6	1	2	1	0	0	3
Steve Henderson, R (1, 7) OBP: 0.342, SLG: 0.419	K	K			1B 1B		HR S BB	1B HR 3-H 1B		4	2	2	1	1	2	3
John Stearns, R (1, 2) OBP: 0.373, SLG: 0.441	S BB		G3 2B 2B		K		1-H HR	HR 1-2 1B		4	3	3	2	1	1	1
Willie Montanez, L (1, 3) OBP: 0.332, SLG: 0.425	1-2 BB	G3 2-3			G1-6-3 1-3 1B		G3	1-H 2-H HR		4	1	2	3	1	0	1
Tom Grieve, R (1, 9) OBP: 0.273, SLG: 0.329	F8	L4			G1-6-3 1-2f		4-3	4-3		4	0	0	0	0	0	6
Lenny Randle, S (7, 5) OBP: 0.334, SLG: 0.320										1	0	0	0	0	0	0
Joel Youngblood, R (1, 8) (7, 9) OBP: 0.314, SLG: 0.513		1B 1B 2B	3-H 2B			SH2-4 1B 1B	3B	1B		5	2	5	1	0	0	0
Doug Flynn, R (1, 4) OBP: 0.279, SLG: 0.278		F9	K			F9	K	F9		5	0	0	0	0	2	5
Craig Swan, R (1, 1) OBP: 0.204, SLG: 0.170		FC1-6 1B 2-3 1B		K		SH2-4 1-2		F9	6-3	2	0	1	0	0	1	0
Bruce Boisclair, L (8, PH) OBP: 0.316, SLG: 0.349										1	0	0	0	0	0	0
Skip Lockwood, R (8, 1) OBP: 0.200, SLG: 0.600										1	0	0	0	0	0	0
Inning Stats	R: 0 E: 0 K: 1 S: 6 H: 2 LOB: 3 BB: 2 P: 14	R: 1 E: 0 K: 1 S: 8 H: 3 LOB: 2 BB: 0 P: 8	R: 1 E: 0 K: 1 S: 7 H: 2 LOB: 1 BB: 0 P: 7	R: 0 E: 0 K: 1 S: 5 H: 0 LOB: 0 BB: 0 P: 5	R: 0 E: 0 K: 1 S: 6 H: 2 LOB: 1 BB: 0 P: 6	R: 1 E: 0 K: 0 S: 5 H: 2 LOB: 1 BB: 1 P: 5	R: 2 E: 0 K: 1 S: 7 H: 2 LOB: 1 BB: 1 P: 11	R: 5 E: 1 K: 0 S: 9 H: 6 LOB: 1 BB: 0 P: 9	R: 0 E: 0 K: 0 S: 3 H: 0 LOB: 0 BB: 0 P: 3	1B: 12 2B: 4 3B: 1 HR: 2	SF: 0 SAC: 1 DP: 1 HBP: 0						

TOP

New York Mets @ Montreal Expos

Olympic Stadium, Montreal, QB

Wed Aug 09 1978, 7:05 PM EDT

Att. 16,910 - Unknown

livebaseballscorecards.com

AB	43
R	10
H	19
RBI	10
BB	3
SO	6
LOB	19

WP: 0 PB: 0 SB: 2 CS: 0 PA: 47

PITCHER		IP	WLS	BF	H	R	ER	SO	BB	IBB	HBP	BLK	WP	HR	S	P	ERA	WHIP
Woodie Fryman, L ERA: 3.65	(1, 1)	2.0		12	5	1	1	2	2	0	0	0	0	0	14	22	4.50	3.500
Wayne Twitchell, R ERA: 5.81	(3, 1)	4.0	L	19	7	4	4	3	1	0	0	0	0	1	24	28	9.00	2.000
Darold Knowles, L ERA: 2.53	(7, 1)	1.0		4	1	0	0	1	0	0	0	0	0	0	6	6	0.00	1.000
Stan Bahnsen, R ERA: 4.35	(8, 1)	1.0		9	6	5	5	0	0	0	0	0	0	1	9	9	45.00	6.000
Hal Dues, R ERA: 2.15	(9, 1)	1.0		3	0	0	0	0	0	0	0	0	0	0	3	3	0.00	0.000

PITCHER	IP	WLS	BF	H	R	ER	SO	BB	IBB	HBP	BLK	WP	HR	S	P	ERA	WHIP

BOTTOM

Batter	1	2	3	4	5	6	7	8	9	AB	R	H	RBI	BB	SO	LOB
Dave Cash, R (1, 4) OBP: 0.304, SLG: 0.332	F6-4-3 1B	FC4-6 1-2f			F9		1-2 1B			4	0	2	0	0	0	2
Andre Dawson, R (1, 8) OBP: 0.312, SLG: 0.452	F6-4-3 1-2		F9		F6		F4-3			4	0	0	0	0	0	3
Stan Bahnsen, R (8, 1) OBP: 0.125, SLG: 0.125										0	0	0	0	0	0	0
Hal Dues, R (9, 1) OBP: 0.214, SLG: 0.214										0	0	0	0	0	0	0
Ellis Valentine, R (1, 9) OBP: 0.335, SLG: 0.498	G3		S 3B 1B		F7			F6		4	1	1	0	0	0	0
Tony Perez, R (1, 3) OBP: 0.344, SLG: 0.456		F8	K 1-2			5-3		5-3		4	0	0	0	0	1	1
Warren Cromartie, L (1, 7) OBP: 0.338, SLG: 0.414		BB 1B BB	2-H 3B			F8		K		3	0	1	1	1	1	0
Gary Carter, R (1, 2) OBP: 0.332, SLG: 0.403		1B 1B 1-2 BB	6-3			F9			5-3	3	1	0	0	1	0	1
Stan Papi, R (1, 5) OBP: 0.340, SLG: 0.358		1B 1B 1-3 2-H 1B	K				F4		F8	4	1	1	0	0	1	0
Chris Speier, R (1, 6) OBP: 0.332, SLG: 0.334		1B 1-2 3-H 1B	F8				BB		6-3	3	0	1	1	1	0	0
Woodie Fryman, R (1, 1) OBP: 0.073, SLG: 0.125		FC4-6 1-2 2-H 1B	K				F8			0	0	0	0	0	0	0
Del Unser, L (2, PH) OBP: 0.310, SLG: 0.302										1	0	1	1	0	0	0
Wayne Twitchell, R (3, 1) OBP: 0.167, SLG: 0.091										1	0	0	0	0	1	0
Darold Knowles, L (7, 1) OBP: 0.200, SLG: 0.200										0	0	0	0	0	0	0
Tom Hutton, L (7, PH) OBP: 0.322, SLG: 0.316										1	0	0	0	0	0	1
										1	0	0	0	0	0	1
(8, 8)																

Inning Stats	1	2	3	4	5	6	7	8	9
	R: 0 H: 1 E: 0 LOB: 0 K: 0 BB: 0 S: 3 P: 3	R: 2 H: 3 E: 0 LOB: 2 K: 0 BB: 2 S: 5 P: 13	R: 1 H: 2 E: 0 LOB: 1 K: 1 BB: 0 S: 7 P: 7	R: 0 H: 0 E: 0 LOB: 0 K: 2 BB: 0 S: 7 P: 7	R: 0 H: 0 E: 0 LOB: 0 K: 0 BB: 0 S: 3 P: 3	R: 0 H: 0 E: 0 LOB: 0 K: 0 BB: 0 S: 3 P: 3	R: 0 H: 1 E: 0 LOB: 2 K: 0 BB: 1 S: 4 P: 8	R: 0 H: 0 E: 0 LOB: 0 K: 1 BB: 0 S: 5 P: 5	R: 0 H: 0 E: 0 LOB: 0 K: 0 BB: 0 S: 3 P: 3

PITCHER		IP	WLS	BF	H	R	ER	SO	BB	IBB	HBP	BLK	WP	HR	S	P	ERA	WHIP
Craig Swan, R ERA: 2.5	(1, 1)	7.0	W	29	7	3	3	3	3	0	0	0	0	0	32	44	3.86	1.429
Skip Lockwood, R ERA: 3.49	(8, 1)	2.0		6	0	0	0	1	0	0	0	0	0	0	8	8	0.00	0.000

PITCHER	IP	WLS	BF	H	R	ER	SO	BB	IBB	HBP	BLK	WP	HR	S	P	ERA	WHIP

New York Mets @ Montreal Expos

Olympic Stadium, Montreal, QB

Wed Aug 09 1978, 7:05 PM EDT

Att. 16,910 - Unknown

livebaseballscorecards.com

AB	32
R	3
H	7
RBI	3
BB	3
SO	4
LOB	8

1B: 6	SF: 0	WP: 0	PA: 35
2B: 0	SAC: 0	PB: 0	
3B: 1	DP: 1	SB: 1	
HR: 0	HBP: 0	CS: 0	

Batter	1	2	3	4	5	6	7	8	9	AB	R	H	RBI	BB	SO	LOB
Ivan De Jesus, R (1, 6) OBP: 0.352, SLG: 0.362	6-3		6-3			5-3			FC2-6 SH1-3 1-2f	4	0	0	0	0	0	1
Rodney Scott, S (1, 8) OBP: 0.408, SLG: 0.333	L7			1-3			P4		SH1-3 1-2	3	0	0	0	0	0	0
Bill Buckner, L (1, 3) OBP: 0.335, SLG: 0.382	3-1			L9			FC5-4 1B		L9	4	0	1	0	0	0	2
Mike Vail, R (1, 9) OBP: 0.307, SLG: 0.435		F7		K			L8			3	0	0	0	0	1	1
Davey Johnson, R (1, 5) OBP: 0.308, SLG: 0.317		F8			5-3		FC5-4 1-2f			3	0	0	0	0	0	1
Manny Trillo, R (1, 4) OBP: 0.325, SLG: 0.340		1B			1-3				F9	3	0	1	0	0	0	0
Gene Clines, R (1, 7) OBP: 0.329, SLG: 0.332		L4			L5-3				L8	3	0	0	0	0	0	1
Tim Blackwell, S (1, 2) OBP: 0.241, SLG: 0.083			L8			F9			6-3	3	0	0	0	0	0	0
Dennis Lamp, R (1, 1) OBP: 0.192, SLG: 0.231			P4			L8			FC2-6 BB	2	0	0	0	0	0	0
Dave Kingman, R (9, PH) OBP: 0.300, SLG: 0.478										0	0	0	0	1	0	0
Jerry White, S (9, PR) OBP: 0.337, SLG: 0.264										0	0	0	0	0	0	0
Inning Stats	R: 0 E: 0 K: 0 S: 6 H: 0 LOB: 0 BB: 0 P: 7	R: 0 E: 0 K: 0 S: 7 H: 1 LOB: 1 BB: 0 P: 10	R: 0 E: 0 K: 0 S: 7 H: 0 LOB: 0 BB: 0 P: 8	R: 0 E: 0 K: 1 S: 5 H: 0 LOB: 0 BB: 0 P: 5	R: 0 E: 0 K: 0 S: 3 H: 0 LOB: 0 BB: 0 P: 3	R: 0 E: 0 K: 0 S: 6 H: 0 LOB: 0 BB: 0 P: 7	R: 0 E: 0 K: 0 S: 4 H: 1 LOB: 1 BB: 0 P: 4	R: 0 E: 0 K: 0 S: 3 H: 0 LOB: 0 BB: 0 P: 3	R: 0 E: 0 K: 0 S: 3 H: 0 LOB: 2 BB: 1 P: 7	1B: 2 2B: 0 3B: 0 HR: 0	SF: 0 SAC: 1 DP: 0 HBP: 0						

PITCHER	IP	WLS	BF	H	R	ER	SO	BB	IBB	HBP	BLK	WP	HR	S	P	ERA	WHIP
Ross Grimsley, L (1, 1) ERA: 3.31	9.0	W	30	2	0	0	1	1	0	0	0	0	0	44	54	0.00	0.333

PITCHER	IP	WLS	BF	H	R	ER	SO	BB	IBB	HBP	BLK	WP	HR	S	P	ERA	WHIP

TOP

Chicago Cubs @ Montreal Expos

Olympic Stadium, Montreal, QB

Fri Aug 11 1978, 7:05 PM EDT

Att. 17,956 - Overcast - 74 F

livebaseballscorecards.com

AB	28
R	0
H	2
RBI	0
BB	1
SO	1
LOB	6

WP: 0 PB: 0 SB: 0 CS: 0 PA: 30

Batter	1	2	3	4	5	6	7	8	9	AB	R	H	RBI	BB	SO	LOB
Dave Cash, R (1, 4) OBP: 0.302, SLG: 0.329	L6		L7			E4	5-3			4	1	0	0	0	0	1
Del Unser, L (9, 3) OBP: 0.310, SLG: 0.302										0	0	0	0	0	0	0
Andre Dawson, R (1, 8) OBP: 0.313, SLG: 0.455	K			G6-3		1-3		K		4	0	2	0	0	2	0
Ellis Valentine, R (1, 9) OBP: 0.336, SLG: 0.499	2B			G6-3 1-2f		IBB		K		3	0	1	0	1	1	1
Tony Perez, R (1, 3) OBP: 0.343, SLG: 0.454	6-3			BB		SF8 3-H		5-3		2	0	0	1	1	0	1
Pepe Frias, R (9, 4) OBP: 0.286, SLG: 0.615										0	0	0	0	0	0	0
Larry Parrish, R (1, 5) OBP: 0.316, SLG: 0.456		6-3		K		P4				3	0	0	0	0	1	3
Warren Cromartie, L (1, 7) OBP: 0.338, SLG: 0.414		F9			1-3	G3				3	0	1	0	0	0	2
Gary Carter, R (1, 2) OBP: 0.330, SLG: 0.399		K			F3		F3			3	0	0	0	0	1	1
Chris Speier, R (1, 6) OBP: 0.332, SLG: 0.332			4-3		1-3 1-2		SH1-4 BB			2	0	0	0	1	0	1
Ross Grimsley, L (1, 1) OBP: 0.209, SLG: 0.190			1-3		1-3		SH1-4 1-2			2	0	0	0	0	0	1
Inning Stats	R: 0 E: 0 K: 1 S: 6 H: 1 LOB: 1 BB: 0 P: 6	R: 0 E: 0 K: 1 S: 5 H: 0 LOB: 0 BB: 0 P: 5	R: 0 E: 0 K: 0 S: 3 H: 0 LOB: 0 BB: 0 P: 3	R: 0 E: 0 K: 1 S: 5 H: 1 LOB: 1 BB: 1 P: 9	R: 0 E: 0 K: 0 S: 4 H: 1 LOB: 1 BB: 0 P: 4	R: 1 E: 1 K: 0 S: 5 H: 1 LOB: 2 BB: 1 P: 9	R: 0 E: 0 K: 0 S: 6 H: 0 LOB: 1 BB: 1 P: 11	R: 0 E: 0 K: 2 S: 16 H: 0 LOB: 0 BB: 0 P: 21							

PITCHER	IP	WLS	BF	H	R	ER	SO	BB	IBB	HBP	BLK	WP	HR	S	P	ERA	WHIP
Dennis Lamp, R (1, 1) ERA: 3.26	8.0	L	31	4	1	0	5	2	1	0	0	0	0	50	68	0.00	0.750

PITCHER	IP	WLS	BF	H	R	ER	SO	BB	IBB	HBP	BLK	WP	HR	S	P	ERA	WHIP

BOTTOM

Chicago Cubs @ Montreal Expos

Olympic Stadium, Montreal, QB

Fri Aug 11 1978, 7:05 PM EDT

Att. 17,956 - Overcast - 74 F

livebaseballscorecards.com

AB	26
R	1
H	4
RBI	1
BB	3
SO	5
LOB	11

1B: 2	SF: 1	WP: 0	PA: 31
2B: 2	SAC: 1	PB: 0	
3B: 0	DP: 1	SB: 0	
HR: 0	HBP: 0	CS: 0	

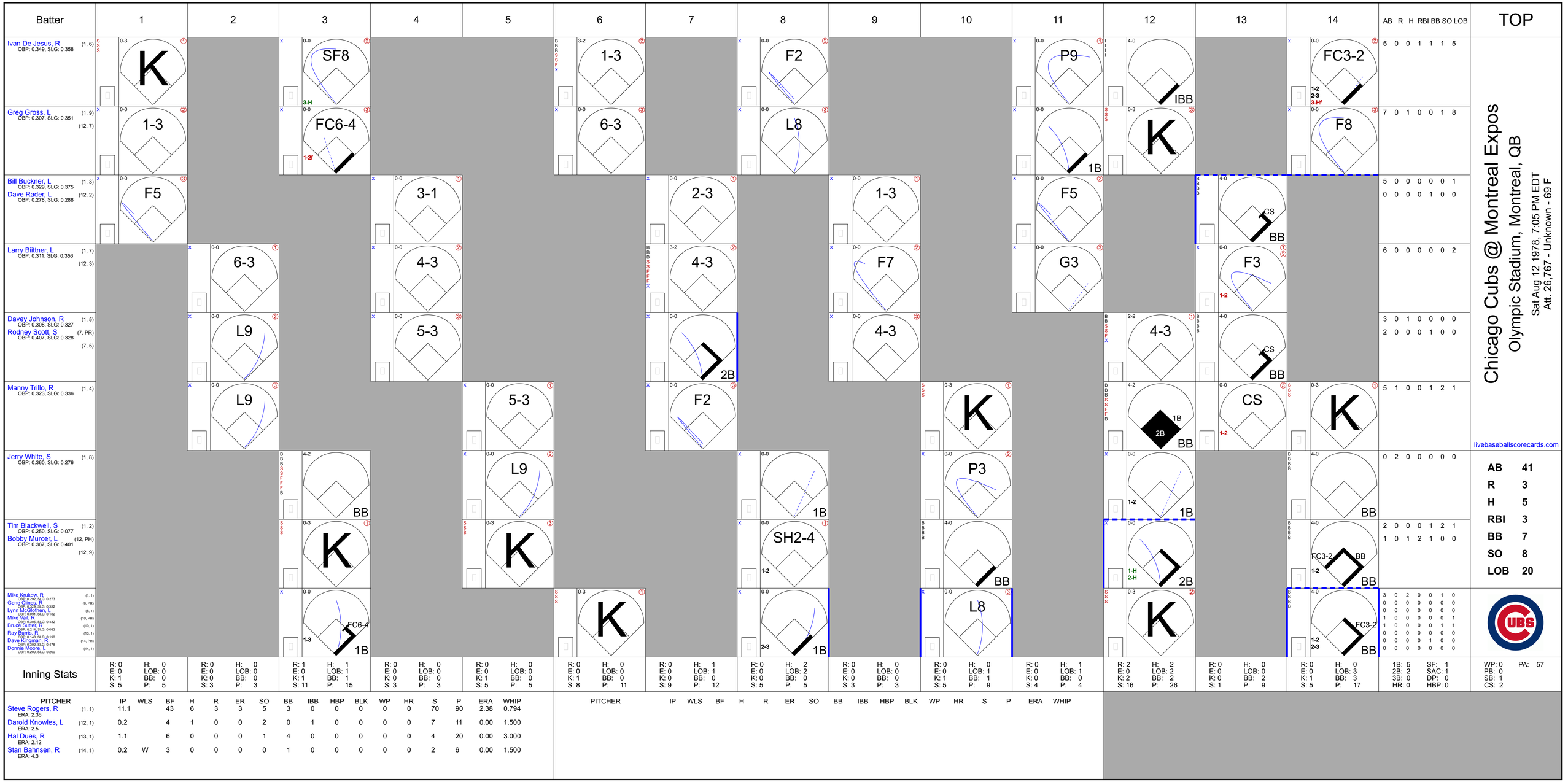
Batter
1
2
3
4
5
6
7
8
9
10
11
12
13
14
AB R H RBI BB SO LOB
TOP
Ivan De Jesus, R (1, 6) OBP: 0.349, SLG: 0.358
K
1-3
SF8
3-H
FC6-4
1-2f
1-3
6-3
F2
L8
P9
1B
IBB
K
FC3-2
1-2
2-3
3-Hf
F8
5 0 0 1 1 1 5
7 0 1 0 0 1 8
Bill Buckner, L (1, 3) OBP: 0.329, SLG: 0.375
Dave Rader, L (12, 2) OBP: 0.278, SLG: 0.288
F5
3-1
2-3
1-3
F5
CS
BB
5 0 0 0 0 0 1
0 0 0 0 1 0 0
Larry Bittner, L (1, 7) OBP: 0.311, SLG: 0.356 (12, 3)
6-3
4-3
4-3
F7
G3
F3
1-2
6 0 0 0 0 0 2
Davey Johnson, R (1, 5) OBP: 0.308, SLG: 0.327
Rodney Scott, S (7, PR) OBP: 0.407, SLG: 0.328 (7, 5)
L9
5-3
2B
4-3
4-3
CS
BB
3 0 1 0 0 0 0
2 0 0 0 1 0 0
Manny Trillo, R (1, 4) OBP: 0.323, SLG: 0.336
L9
5-3
F2
K
CS
1-2
K
5 1 0 0 1 2 1
Jerry White, S (1, 8) OBP: 0.360, SLG: 0.276
BB
L9
1B
P3
1B
BB
0 2 0 0 0 0 0
Tim Blackwell, S (1, 2) OBP: 0.250, SLG: 0.077
Bobby Murcer, L (12, PH) OBP: 0.367, SLG: 0.401 (12, 9)
K
K
SH2-4
1-2
BB
1-H
2-H
2B
FC3-2
BB
1-2
BB
2 0 0 0 1 2 1
1 0 1 2 1 0 0
Mike Krukow, R (1, 1) OBP: 0.292, SLG: 0.273
Gene Clines, R (8, PR) OBP: 0.329, SLG: 0.332
Lynn McGlothen, L (8, 1) OBP: 0.091, SLG: 0.182
Mike Vail, L (10, PH) OBP: 0.333, SLG: 0.432
Bruce Sutter, R (10, 1) OBP: 0.214, SLG: 0.083
Ray Burris, R (13, 1) OBP: 0.140, SLG: 0.190
Dave Kingman, H (14, PH) OBP: 0.302, SLG: 0.478
Donnie Moore, L (14, 1) OBP: 0.200, SLG: 0.200
FC6-4
1-3
1B
K
L8
FC3-2
1-2
2-3
BB
3 0 2 0 0 1 0
0 0 0 0 0 0 0
0 0 0 0 0 0 0
1 0 0 0 0 0 1
1 0 0 0 0 1 1
0 0 0 0 0 0 0
0 0 0 0 1 0 0
0 0 0 0 0 0 0
Chicago Cubs @ Montreal Expos
Olympic Stadium, Montreal, QB
Sat Aug 12 1978, 7:05 PM EDT
Att. 26,767 - Unknown - 69 F
livebaseballscorecards.com
AB 41
R 3
H 5
RBI 3
BB 7
SO 8
LOB 20
Inning Stats
R: 0 E: 0 K: 1 S: 5
H: 0 LOB: 0 BB: 0 P: 5
R: 0 E: 0 K: 0 S: 3
H: 0 LOB: 0 BB: 0 P: 3
R: 1 E: 0 K: 1 S: 11
H: 1 LOB: 1 BB: 1 P: 15
R: 0 E: 0 K: 0 S: 3
H: 0 LOB: 0 BB: 0 P: 3
R: 0 E: 0 K: 1 S: 5
H: 0 LOB: 0 BB: 0 P: 5
R: 0 E: 0 K: 1 S: 8
H: 0 LOB: 0 BB: 0 P: 11
R: 0 E: 0 K: 0 S: 9
H: 1 LOB: 1 BB: 0 P: 12
R: 0 E: 0 K: 0 S: 5
H: 2 LOB: 2 BB: 0 P: 5
R: 0 E: 0 K: 0 S: 3
H: 0 LOB: 0 BB: 0 P: 3
R: 0 E: 0 K: 1 S: 5
H: 0 LOB: 1 BB: 1 P: 9
R: 0 E: 0 K: 0 S: 4
H: 1 LOB: 1 BB: 0 P: 4
R: 2 E: 0 K: 2 S: 16
H: 2 LOB: 2 BB: 2 P: 26
R: 0 E: 0 K: 0 S: 1
H: 0 LOB: 0 BB: 2 P: 9
R: 0 E: 0 K: 1 S: 5
H: 0 LOB: 3 BB: 3 P: 17
1B: 5 2B: 2 3B: 0 HR: 0
SF: 1 SAC: 1 DP: 0 HBP: 0
WP: 0 PB: 0 SB: 1 CS: 2
PA: 57
PITCHER IP WLS BF H R ER SO BB IBB HBP BLK WP HR S P ERA WHIP
Steve Rogers, R (1, 1) ERA: 2.36 11.1 43 6 3 3 5 3 0 0 0 0 0 0 70 90 2.38 0.794
Darold Knowles, L (12, 1) ERA: 2.5 0.2 4 1 0 0 2 0 1 0 0 0 0 0 7 11 0.00 1.500
Hal Dues, R (13, 1) ERA: 2.12 1.1 6 0 0 0 1 4 0 0 0 0 0 0 4 20 0.00 3.000
Stan Bahnsen, R (14, 1) ERA: 4.3 0.2 W 3 0 0 0 0 1 0 0 0 0 0 0 2 6 0.00 1.500

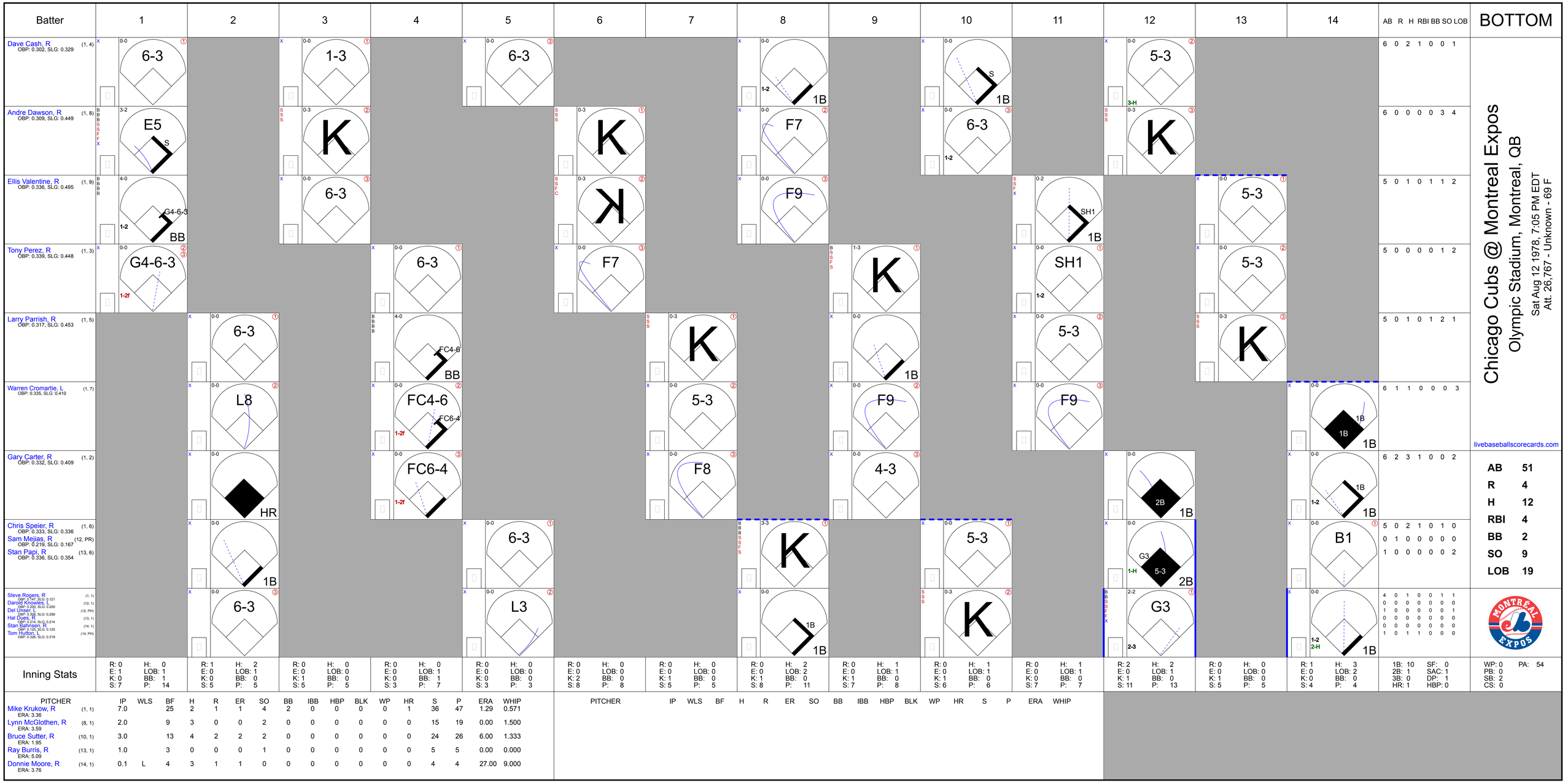
Batter
1
2
3
4
5
6
7
8
9
10
11
12
13
14
AB R H RBI BB SO LOB
BOTTOM
Dave Cash, R (1, 4) OBP: 0.302, SLG: 0.329
6-3
1-3
6-3
1-2 1B
S 1B
5-3
3-H
6 0 2 1 0 0 1
Andre Dawson, R (1, 8) OBP: 0.309, SLG: 0.449
E5 S
K
K
F7
6-3 1-2
K
6 0 0 0 0 3 4
Ellis Valentine, R (1, 9) OBP: 0.336, SLG: 0.495
G4-6-3 1-2 BB
6-3
K
F9
SH1 1B
5-3
5 0 1 0 1 1 2
Tony Perez, R (1, 3) OBP: 0.339, SLG: 0.448
G4-6-3 1-2f
6-3
F7
K 1B
SH1 1-2
5-3
5 0 0 0 0 1 2
Larry Parrish, R (1, 5) OBP: 0.317, SLG: 0.453
6-3
FC4-6 BB
K
5-3
F9
K
5 0 1 0 1 2 1
Warren Cromartie, L (1, 7) OBP: 0.335, SLG: 0.410
L8
FC4-6 FC6-4 1-2f
5-3
F9
1B 1B
6 1 1 0 0 0 3
Gary Carter, R (1, 2) OBP: 0.332, SLG: 0.409
HR
FC6-4 1-2f
F8
4-3
2B 1B
1-2 1B
6 2 3 1 0 0 2
Chris Speier, R (1, 6) OBP: 0.333, SLG: 0.336
Sam Mejias, R (12, PR) OBP: 0.219, SLG: 0.167
Stan Papi, R (13, 6) OBP: 0.336, SLG: 0.354
1B
6-3
K 1B
5-3
G3 5-3 1-H 2B
B1
5 0 2 1 0 1 0
0 1 0 0 0 0 0
1 0 0 0 0 0 2
Steve Rogers, R (1, 1) OBP: 0.147, SLG: 0.121
Darold Knowles, L (12, 1) OBP: 0.200, SLG: 0.200
Del Unser, L (12, PH) OBP: 0.286, SLG: 0.299
Hal Dues, R (13, 1) OBP: 0.214, SLG: 0.214
Stan Bahnsen, R (14, 1) OBP: 0.125, SLG: 0.125
Tom Hutton, L (14, PH) OBP: 0.308, SLG: 0.319
6-3
L3
1B 1B
G3 2-3
1-2 2-H 1B
4 0 1 0 0 1 1
0 0 0 0 0 0 0
1 0 0 0 0 0 1
0 0 0 0 0 0 0
0 0 0 0 0 0 0
1 0 1 1 0 0 0
Chicago Cubs @ Montreal Expos
Olympic Stadium, Montreal, QB
Sat Aug 12 1978, 7:05 PM EDT
Att. 26,767 - Unknown - 69 F
livebaseballscorecards.com
AB 51
R 4
H 12
RBI 4
BB 2
SO 9
LOB 19
Inning Stats
1: R: 0 E: 1 K: 0 S: 7 | H: 0 LOB: 1 BB: 1 P: 14
2: R: 1 E: 0 K: 0 S: 5 | H: 2 LOB: 1 BB: 0 P: 5
3: R: 0 E: 0 K: 1 S: 5 | H: 0 LOB: 0 BB: 0 P: 5
4: R: 0 E: 0 K: 0 S: 3 | H: 0 LOB: 1 BB: 1 P: 7
5: R: 0 E: 0 K: 0 S: 3 | H: 0 LOB: 0 BB: 0 P: 3
6: R: 0 E: 0 K: 2 S: 8 | H: 0 LOB: 0 BB: 0 P: 8
7: R: 0 E: 0 K: 1 S: 5 | H: 0 LOB: 0 BB: 0 P: 5
8: R: 0 E: 0 K: 1 S: 8 | H: 2 LOB: 2 BB: 0 P: 11
9: R: 0 E: 0 K: 1 S: 7 | H: 1 LOB: 1 BB: 0 P: 8
10: R: 0 E: 0 K: 1 S: 6 | H: 1 LOB: 1 BB: 0 P: 6
11: R: 0 E: 0 K: 0 S: 7 | H: 1 LOB: 1 BB: 0 P: 7
12: R: 2 E: 0 K: 1 S: 11 | H: 2 LOB: 1 BB: 0 P: 13
13: R: 0 E: 0 K: 1 S: 5 | H: 0 LOB: 0 BB: 0 P: 5
14: R: 1 E: 0 K: 0 S: 4 | H: 3 LOB: 2 BB: 0 P: 4
1B: 10 2B: 1 3B: 0 HR: 1
SF: 0 SAC: 1 DP: 1 HBP: 0
WP: 0 PB: 0 SB: 2 CS: 0
PA: 54
PITCHER (1, 1) IP WLS BF H R ER SO BB IBB HBP BLK WP HR S P ERA WHIP
Mike Krukow, R ERA: 3.36 7.0 25 2 1 1 4 2 0 0 0 0 1 36 47 1.29 0.571
Lynn McGlothen, R (8, 1) ERA: 3.59 2.0 9 3 0 0 2 0 0 0 0 0 0 15 19 0.00 1.500
Bruce Sutter, R (10, 1) ERA: 1.95 3.0 13 4 2 2 2 0 0 0 0 0 0 24 26 6.00 1.333
Ray Burris, R (13, 1) ERA: 5.09 1.0 3 0 0 0 1 0 0 0 0 0 0 5 5 0.00 0.000
Donnie Moore, R (14, 1) ERA: 3.76 0.1 L 4 3 1 1 0 0 0 0 0 0 0 4 4 27.00 9.000
PITCHER IP WLS BF H R ER SO BB IBB HBP BLK WP HR S P ERA WHIP

Chicago Cubs @ Montreal Expos

Olympic Stadium, Montreal, QB

Sun Aug 13 1978, 3:33 AM EDT

Att. 24,394 - Sunny - 77 F

Batter		1	2	3	4	5	6	7	8	9	AB	R	H	RBI	BB	SO	LOB
Ivan De Jesus, R OBP: 0.345, SLG: 0.354	(1, 6)	0-0 6-3		1-2 6-3		0-0 6-3		0-2 F8		0-3 K	5	0	0	0	0	1	1
Jerry White, S OBP: 0.355, SLG: 0.266	(1, 8)	0-0 5-3		0-0 F8		0-2 L9			4-2 BB		0	0	0	0	0	0	0
Larry Biittner, L OBP: 0.313, SLG: 0.358	(1, 3)	1-3 K		0-0 FC6 2-3 1B		0-0 6-3			0-0 G3 1-2 1B		4	0	2	0	0	1	0
Bobby Murcer, L OBP: 0.363, SLG: 0.396	(1, 9)		0-0 F9	0-0 FC6 1-2f			0-0 F9		0-0 G3 1-2 2-3		4	0	0	0	0	0	4
Davey Johnson, R OBP: 0.298, SLG: 0.315 Greg Gross, L OBP: 0.307, SLG: 0.351	(1, 5) (8, 7)		0-3 K		1-2 F3		2-2 L8		0-0 6-3		4 0	0 0	0 0	0 0	0 0	1 0	2 0
Dave Kingman, R OBP: 0.312, SLG: 0.492 Mick Kelleher, R OBP: 0.353, SLG: 0.283	(1, 7) (8, 5)		4-0 BB		4-0 1B BB		0-0 HR		4-0 FC6-4 IBB		1 0	1 0	1 0	1 0	3 0	0 0	0 0
Manny Trillo, R OBP: 0.320, SLG: 0.332	(1, 4)		1-2 P7		0-3 K		0-0 5-3		0-0 FC6-4 1-2f		4	0	0	0	0	1	5
Tim Blackwell, S OBP: 0.278, SLG: 0.167	(1, 2)			0-0 SH 2B	0-0 1-2 1B			0-3 K		0-0 F7	4	1	2	0	0	1	0
Rick Reuschel, R OBP: 0.151, SLG: 0.137	(1, 1)			0-0 SH 1B 2-H	1-3 K			0-3 K		0-3 K	3	0	0	0	0	3	2

livebaseballscorecards.com

AB	29
R	2
H	5
RBI	1
BB	3
SO	8
LOB	14

Inning Stats	1	2	3	4	5	6	7	8	9			
	R: 0 H: 0 E: 0 LOB: 0 K: 1 BB: 0 S: 7 P: 8	R: 0 H: 0 E: 0 LOB: 1 K: 1 BB: 1 S: 8 P: 13	R: 1 H: 2 E: 1 LOB: 2 K: 0 BB: 0 S: 12 P: 13	R: 0 H: 1 E: 0 LOB: 2 K: 2 BB: 1 S: 12 P: 18	R: 0 H: 0 E: 0 LOB: 0 K: 0 BB: 0 S: 6 P: 6	R: 1 H: 1 E: 0 LOB: 0 K: 0 BB: 0 S: 7 P: 9	R: 0 H: 0 E: 0 LOB: 0 K: 2 BB: 0 S: 10 P: 10	R: 0 H: 1 E: 0 LOB: 3 K: 0 BB: 2 S: 8 P: 16	R: 0 H: 0 E: 0 LOB: 0 K: 2 BB: 0 S: 7 P: 7	1B: 3 SF: 0 2B: 1 SAC: 1 3B: 0 DP: 0 HR: 1 HBP: 0	WP: 0 PA: 37 PB: 0 SB: 0 CS: 0	

PITCHER		IP	WLS	BF	H	R	ER	SO	BB	IBB	HBP	BLK	WP	HR	S	P	ERA	WHIP
Scott Sanderson, R ERA: 2.19	(1, 1)	7.0	L	28	4	2	2	6	2	0	0	0	0	1	62	77	2.57	0.857
Darold Knowles, L ERA: 2.48	(8, 1)	0.1		3	1	0	0	0	1	0	0	0	0	0	6	10	0.00	6.000
Gerry Pirtle, R ERA: 4.98	(8, 1)	1.2		6	0	0	0	2	0	1	0	0	0	0	9	13	0.00	0.000

PITCHER	IP	WLS	BF	H	R	ER	SO	BB	IBB	HBP	BLK	WP	HR	S	P	ERA	WHIP

Batter	1	2	3	4	5	6	7	8	9	AB	R	H	RBI	BB	SO	LOB
Dave Cash, R (1, 4) OBP: 0.302, SLG: 0.328	6-3		G5-4-3 1-2f		6-3		FC6-4 1B			4	0	1	0	0	0	2
Andre Dawson, R (1, 8) OBP: 0.309, SLG: 0.447	6-3			5-3	2-H 1B		FC6-4 1-2f			4	0	1	1	0	0	1
Darold Knowles, L (8, 1) OBP: 0.200, SLG: 0.200										0	0	0	0	0	0	0
Gerry Pirtle, R (8, 1)										0	0	0	0	0	0	0
Ellis Valentine, R (1, 9) OBP: 0.335, SLG: 0.493	F8			1B 1B	F8			K		4	0	1	0	0	1	1
Tony Perez, R (1, 3) OBP: 0.340, SLG: 0.449		E5 G6-4-3		G3 1-3 1B		G3 SH2-4 1B		K		4	0	2	0	0	1	0
Larry Parrish, R (1, 5) OBP: 0.314, SLG: 0.449		G6-4-3 1-2f		G3 1-2		SH2-4 1-2		K		3	0	0	0	0	1	3
Warren Cromartie, L (1, 7) OBP: 0.337, SLG: 0.412		2B		IBB		G3 2-3			6-3	3	0	1	0	1	0	1
Gary Carter, R (1, 2) OBP: 0.329, SLG: 0.405		F2		L8		K			K	4	0	0	0	0	2	5
Chris Speier, R (1, 6) OBP: 0.334, SLG: 0.338			G5-4-3 1B		SH3-4 1B		P6		4-3	4	1	2	0	0	0	0
Scott Sanderson, R (1, 1) OBP: 0.333, SLG: 0.333			K		SH3-4 1-2		F7			1	0	0	0	0	1	1
Del Unser, L (7, PH) OBP: 0.306, SLG: 0.297										1	0	0	0	0	0	0
(8, 8)																
Inning Stats	R: 0 E: 0 K: 0 S: 3 H: 0 LOB: 0 BB: 0 P: 3	R: 0 E: 1 K: 0 S: 4 H: 1 LOB: 1 BB: 0 P: 4	R: 0 E: 0 K: 1 S: 8 H: 1 LOB: 0 BB: 0 P: 10	R: 0 E: 0 K: 0 S: 5 H: 2 LOB: 3 BB: 1 P: 9	R: 1 E: 0 K: 0 S: 5 H: 2 LOB: 1 BB: 0 P: 5	R: 0 E: 0 K: 1 S: 11 H: 1 LOB: 1 BB: 0 P: 14	R: 0 E: 0 K: 0 S: 4 H: 1 LOB: 1 BB: 0 P: 4	R: 0 E: 0 K: 3 S: 9 H: 0 LOB: 0 BB: 0 P: 9	R: 0 E: 0 K: 1 S: 5 H: 0 LOB: 0 BB: 0 P: 5	1B: 7 2B: 1 3B: 0 HR: 0 SF: 0 SAC: 2 DP: 2 HBP: 0						

PITCHER	IP	WLS	BF	H	R	ER	SO	BB	IBB	HBP	BLK	WP	HR	S	P	ERA	WHIP
Rick Reuschel, R (1, 1) ERA: 2.98	9.0	W	35	8	1	1	6	0	1	0	0	0	0	54	63	1.00	0.889

PITCHER	IP	WLS	BF	H	R	ER	SO	BB	IBB	HBP	BLK	WP	HR	S	P	ERA	WHIP

BOTTOM

Chicago Cubs @ Montreal Expos

Olympic Stadium, Montreal, QB

Sun Aug 13 1978, 3:33 AM EDT

Att. 24,394 - Sunny - 77 F

livebaseballscorecards.com

AB	32
R	1
H	8
RBI	1
BB	1
SO	6
LOB	14

PA: 35

WP: 0
PB: 0
SB: 0
CS: 0

San Francisco Giants @ Montreal Expos

Olympic Stadium, Montreal, QB

Tue Aug 15 1978, 7:05 PM EDT

Att. 21,414 - Unknown

TOP

livebaseballscorecards.com

Batter	1	2	3	4	5	6	7	8	9	AB	R	H	RBI	BB	SO	LOB
Bill Madlock, R (1, 4) OBP: 0.378, SLG: 0.490	BBBB 4-0 HR BB		BBBB 4-0 1B BB		x 0-0 ① F9			BBBB 4-0 E 1B BB	x 0-0 ②③ G5-4-3 1-2f	2	2	0	0	3	0	3
Darrell Evans, L (1, 5) OBP: 0.375, SLG: 0.393	x 0-0 1-H HR		x 0-0 ② L9		x 0-0 ② G3			x 0-0 E1 1-3 1B		4	1	1	2	0	0	2
Jack Clark, R (1, 9) OBP: 0.356, SLG: 0.524	x 0-0 ① F9		x 0-0 1-2 1B		x 0-0 ③ 6-3			x 0-0 ① 5-3		4	0	1	0	0	0	2
Mike Ivie, R (1, 3) OBP: 0.355, SLG: 0.474	SSS 0-3 ② K		x 0-0 ③ F4			x 0-0 ① F8		x 0-0 ② 2-H 3-H 1B		4	0	1	1	0	1	2
Hector Cruz, R (1, 7) OBP: 0.280, SLG: 0.341	SSS 0-3 ③ K			x 0-0 ① F8		x 0-0 ② F9		x 0-0 ③ F9		4	0	0	0	0	1	1
Larry Herndon, R (1, 8) OBP: 0.340, SLG: 0.377		x 0-0 ① F9		x 0-0 ② 4-3		x 0-0 ③ F9			x 0-0 SH2-4 E 1B	4	0	1	0	0	0	0
Johnnie LeMaster, R (1, 6) OBP: 0.288, SLG: 0.330		x 0-0 ② F8		x 0-0 3B			x 0-0 ① F8		x 0-0 E2 1-2 SH2-4	4	0	1	0	0	0	1
Marc Hill, R (1, 2) OBP: 0.338, SLG: 0.293	SSS 0-3 ③ K			4-0 IBB			x 0-0 ② F4		x 0-0 ① SH2-4 1-2 2-3	2	0	0	0	1	1	0
Jim Barr, R (1, 1) OBP: 0.135, SLG: 0.135 Randy Moffitt, R (8, 1) OBP: 0.250, SLG: 0.143 John Curtis, L (8, 1) Willie McCovey, L (9, PH) OBP: 0.303, SLG: 0.399 Charlie Williams, R (9, PR) (9, 1)			x 0-0 ① B1-3	SSS 0-3 ③ K			x 0-0 ③ F6		4-0 G5-4-3 IBB	3 0 0 0 0	0 0 0 0 0	0 0 0 0 0	0 0 0 1 0	0 0 0 0 0	1 0 0 0 0	2 0 0 0 0

	AB	31
	R	3
	H	5
	RBI	3
	BB	5
	SO	4
	LOB	13

Inning Stats	1	2	3	4	5	6	7	8	9	1B: 3	SF: 0	WP: 0	PA: 37
	R: 2 H: 1 E: 0 LOB: 0 K: 2 BB: 1 S: 8 P: 12	R: 0 H: 0 E: 0 LOB: 0 K: 1 BB: 0 S: 5 P: 5	R: 0 H: 1 E: 0 LOB: 2 K: 0 BB: 1 S: 4 P: 8	R: 0 H: 1 E: 0 LOB: 0 K: 1 BB: 1 S: 6 P: 10	R: 0 H: 0 E: 0 LOB: 0 K: 0 BB: 0 S: 3 P: 3	R: 0 H: 0 E: 0 LOB: 0 K: 0 BB: 0 S: 3 P: 3	R: 0 H: 0 E: 0 LOB: 0 K: 0 BB: 0 S: 3 P: 3	R: 1 H: 1 E: 1 LOB: 1 K: 0 BB: 1 S: 4 P: 8	R: 0 H: 1 E: 1 LOB: 3 K: 0 BB: 1 S: 4 P: 8	2B: 0 SAC: 1 3B: 1 DP: 1 HR: 1 HBP: 0	PB: 0 SB: 0 CS: 0	

PITCHER		IP	WLS	BF	H	R	ER	SO	BB	IBB	HBP	BLK	WP	HR	S	P	ERA	WHIP
Dan Schatzeder, L ERA: 2.14	(1, 1)	7.0		29	3	3	2	4	3	1	0	0	0	1	33	49	2.57	0.857
Stan Bahnsen, R ERA: 4.22	(8, 1)	1.0		3	1	0	0	0	0	0	0	0	0	0	3	3	0.00	1.000
Hal Dues, R ERA: 2.09	(9, 1)	1.0	W	5	1	0	0	0	0	1	0	0	0	0	4	8	0.00	1.000

PITCHER	IP	WLS	BF	H	R	ER	SO	BB	IBB	HBP	BLK	WP	HR	S	P	ERA	WHIP

Batter	1	2	3	4	5	6	7	8	9	AB	R	H	RBI	BB	SO	LOB
Dave Cash, R (1, 4) OBP: 0.301, SLG: 0.327	1B		F9		L5		4-3		F5	5	0	1	0	0	0	2
Andre Dawson, R (1, 8) OBP: 0.310, SLG: 0.446	1B		F4		6-3		1B		6-3	5	0	2	1	0	0	1
Ellis Valentine, R (1, 9) OBP: 0.334, SLG: 0.497	F8		1-3			F9	1-3		HR	5	1	1	1	0	0	3
Tony Perez, R (1, 3) OBP: 0.339, SLG: 0.449	K			F8		6-3		1B		4	1	1	0	0	1	2
Warren Cromartie, L (1, 7) OBP: 0.340, SLG: 0.420	1-3			2B		2B		B2-6-4		4	0	3	1	0	0	2
Larry Parrish, R (1, 5) OBP: 0.314, SLG: 0.446		K		5-3		FC4-6		B2-6-4		3	0	0	0	1	1	2
Gary Carter, R (1, 2) OBP: 0.328, SLG: 0.410		E5		6-3		FC4-6		HR		4	1	1	1	0	0	3
Chris Speier, R (1, 6) OBP: 0.338, SLG: 0.343		E5			2B		FC5-4	1B		3	0	2	0	1	0	1
Dan Schatzeder, L (1, 1) OBP: 0.296, SLG: 0.346		G5-3			1-3		FC5-4	6-3		3	1	0	0	0	0	4
Stan Bahnsen, R (8, 1) OBP: 0.125, SLG: 0.125										0	0	0	0	0	0	0
Del Unser, L (8, PH) OBP: 0.306, SLG: 0.297										0	0	0	0	0	0	0
Stan Papi, R (8, PH) OBP: 0.333, SLG: 0.351										1	0	0	0	0	0	1
Hal Dues, R (9, 1) OBP: 0.214, SLG: 0.214										0	0	0	0	0	0	0
Inning Stats	R: 0 E: 0 K: 1 S: 7 H: 2 LOB: 2 BB: 0 P: 7	R: 0 E: 2 K: 1 S: 6 H: 0 LOB: 1 BB: 0 P: 6	R: 0 E: 0 K: 0 S: 3 H: 0 LOB: 0 BB: 0 P: 3	R: 0 E: 0 K: 0 S: 4 H: 1 LOB: 1 BB: 0 P: 4	R: 0 E: 0 K: 0 S: 4 H: 1 LOB: 1 BB: 0 P: 4	R: 0 E: 0 K: 0 S: 4 H: 1 LOB: 2 BB: 1 P: 8	R: 1 E: 0 K: 0 S: 4 H: 1 LOB: 1 BB: 1 P: 8	R: 2 E: 0 K: 0 S: 6 H: 4 LOB: 1 BB: 0 P: 6	R: 1 E: 0 K: 0 S: 3 H: 1 LOB: 0 BB: 0 P: 3	1B: 5 2B: 4 3B: 0 HR: 2 SF: 0 SAC: 0 DP: 2 HBP: 0						

PITCHER		IP	WLS	BF	H	R	ER	SO	BB	IBB	HBP	BLK	WP	HR	S	P	ERA	WHIP
Jim Barr, R ERA: 3.46	(1, 1)	7.0		30	6	1	1	2	2	0	0	0	0	0	32	40	1.29	1.143
Randy Moffitt, R ERA: 3.43	(8, 1)	0.2		5	4	2	2	0	0	0	0	0	0	1	5	5	27.00	6.000
John Curtis, L ERA: 2.82	(8, 1)	0.1		1	0	0	0	0	0	0	0	0	0	0	1	1	0.00	0.000
Charlie Williams, R ERA: 4.36	(9, 1)	0.2	L	3	1	1	1	0	0	0	0	0	0	1	3	3	13.50	1.500

BOTTOM

San Francisco Giants @ Montreal Expos

Olympic Stadium, Montreal, QB

Tue Aug 15 1978, 7:05 PM EDT

Att. 21,414 - Unknown

livebaseballscorecards.com

AB	37
R	4
H	11
RBI	4
BB	2
SO	2
LOB	21

PITCHER		IP	WLS	BF	H	R	ER	SO	BB	IBB	HBP	BLK	WP	HR	S	P	ERA	WHIP

Batter	1	2	3	4	5	6	7	8	9	AB	R	H	RBI	BB	SO	LOB
Larry Herndon, R (1, 8) OBP: 0.337, SLG: 0.373	F3		5-3			L1			F7	4	0	0	0	0	0	0
Rob Andrews, R (1, 4) OBP: 0.328, SLG: 0.322	F9			F9			6-3			3	0	0	0	0	0	0
Jack Clark, R (1, 9) OBP: 0.354, SLG: 0.521	F5			L4			F8			3	0	0	0	0	0	0
Mike Ivie, R (1, 3) OBP: 0.357, SLG: 0.474		G6-4-3 BB		K			F8			0	0	0	0	1	0	0
Willie McCovey, L (2, 3) OBP: 0.301, SLG: 0.397										2	0	0	0	1	0	0
Hector Cruz, R (1, 7) OBP: 0.281, SLG: 0.337		G6-4-3 1-2f			G3-6-3 BB			F7		2	0	0	0	1	0	1
Darrell Evans, L (1, 5) OBP: 0.375, SLG: 0.393		1B			G3-6-3 1-2f			F7		3	0	1	0	0	0	1
Johnnie LeMaster, R (1, 6) OBP: 0.285, SLG: 0.326		6-3			6-3			K		3	0	0	0	0	1	1
Marc Hill, R (1, 2) OBP: 0.334, SLG: 0.290			K			6-3			4-3	3	0	0	0	0	1	0
Vida Blue, S (1, 1) OBP: 0.243, SLG: 0.161			K			L6			G3	2	0	0	0	0	1	0
Terry Whitfield, L (9, PH) OBP: 0.348, SLG: 0.427										1	0	0	0	0	0	0
Inning Stats	R: 0 E: 0 K: 0 S: 3 H: 0 LOB: 0 BB: 0 P: 3	R: 0 E: 0 K: 0 S: 3 H: 1 LOB: 1 BB: 1 P: 7	R: 0 E: 0 K: 2 S: 7 H: 0 LOB: 0 BB: 0 P: 7	R: 0 E: 0 K: 1 S: 5 H: 0 LOB: 0 BB: 0 P: 5	R: 0 E: 0 K: 0 S: 2 H: 0 LOB: 0 BB: 1 P: 6	R: 0 E: 0 K: 0 S: 3 H: 0 LOB: 0 BB: 0 P: 3	R: 0 E: 0 K: 0 S: 3 H: 0 LOB: 0 BB: 0 P: 3	R: 0 E: 0 K: 1 S: 5 H: 0 LOB: 0 BB: 0 P: 5	R: 0 E: 0 K: 0 S: 3 H: 0 LOB: 0 BB: 0 P: 3	1B: 1 2B: 0 3B: 0 HR: 0 SF: 0 SAC: 0 DP: 2 HBP: 0						

PITCHER	IP	WLS	BF	H	R	ER	SO	BB	IBB	HBP	BLK	WP	HR	S	P	ERA	WHIP
Woodie Fryman, L (1, 1) ERA: 3.39	9.0	W	28	1	0	0	4	2	0	0	0	0	0	34	42	0.00	0.333

PITCHER	IP	WLS	BF	H	R	ER	SO	BB	IBB	HBP	BLK	WP	HR	S	P	ERA	WHIP

TOP

San Francisco Giants @ Montreal Expos

Olympic Stadium, Montreal, QB

Wed Aug 16 1978, 7:05 PM EDT

Att. 21,893 - Unknown

livebaseballscorecards.com

AB	26
R	0
H	1
RBI	0
BB	2
SO	4
LOB	3

PA: 28

WP: 0
PB: 0
SB: 0
CS: 0

Batter	1	2	3	4	5	6	7	8	9	AB	R	H	RBI	BB	SO	LOB
Dave Cash, R (1, 4) OBP: 0.300, SLG: 0.325	F8		BB		F4			L6		3	0	0	0	1	0	0
Andre Dawson, R (1, 8) OBP: 0.307, SLG: 0.442	K		K			5-3		L5		4	0	0	0	0	2	1
Ellis Valentine, R (1, 9) OBP: 0.333, SLG: 0.493	K			4-3		L5		BB		3	0	0	0	1	1	0
Tony Perez, R (1, 3) OBP: 0.339, SLG: 0.447		K		3B 1B		K		K		4	1	1	0	0	3	1
Warren Cromartie, L (1, 7) OBP: 0.340, SLG: 0.419		E3 F9 BB CS		K			SH1-4 1B			3	0	1	0	0	1	1
Larry Parrish, R (1, 5) OBP: 0.317, SLG: 0.453		BB 1-2		3B 1-H			SH1-4 1-2			1	0	1	1	1	0	0
Gary Carter, R (1, 2) OBP: 0.328, SLG: 0.408		F9 2-3		F2			IBB			2	0	0	0	1	0	3
Chris Speier, R (1, 6) OBP: 0.336, SLG: 0.341		CS 3-H	6-3		F8		F2			3	0	0	0	0	0	2
Woodie Fryman, R (1, 1) OBP: 0.068, SLG: 0.116			F8		F7		K			3	0	0	0	0	1	2
Inning Stats	R: 0 E: 0 K: 2 S: 7 H: 0 LOB: 0 BB: 0 P: 7	R: 0 E: 1 K: 1 S: 5 H: 0 LOB: 1 BB: 1 P: 9	R: 0 E: 0 K: 1 S: 5 H: 0 LOB: 1 BB: 1 P: 9	R: 1 E: 0 K: 1 S: 7 H: 2 LOB: 1 BB: 0 P: 7	R: 0 E: 0 K: 0 S: 3 H: 0 LOB: 0 BB: 0 P: 3	R: 0 E: 0 K: 1 S: 5 H: 0 LOB: 0 BB: 0 P: 5	R: 0 E: 0 K: 1 S: 6 H: 1 LOB: 2 BB: 1 P: 10	R: 0 E: 0 K: 1 S: 5 H: 0 LOB: 1 BB: 1 P: 9		1B: 2 2B: 0 3B: 1 HR: 0 SF: 0 SAC: 1 DP: 0 HBP: 0						

PITCHER	IP	WLS	BF	H	R	ER	SO	BB	IBB	HBP	BLK	WP	HR	S	P	ERA	WHIP
Vida Blue, L (1, 1) ERA: 2.67	8.0	L	31	3	1	1	8	3	1	0	0	0	0	43	59	1.12	0.750

PITCHER	IP	WLS	BF	H	R	ER	SO	BB	IBB	HBP	BLK	WP	HR	S	P	ERA	WHIP

BOTTOM

San Francisco Giants @ Montreal Expos

Olympic Stadium, Montreal, QB

Wed Aug 16 1978, 7:05 PM EDT

Att. 21,893 - Unknown

livebaseballscorecards.com

AB	26
R	1
H	3
RBI	1
BB	4
SO	8
LOB	10

Batter	1	2	3	4	5	6	7	8	9	AB	R	H	RBI	BB	SO	LOB
Larry Herndon, R (1, 8) OBP: 0.334, SLG: 0.369	B1-3		F9		1-3		4-3			4	0	0	0	0	0	2
Darrell Evans, L (1, 5) OBP: 0.374, SLG: 0.390	3-1		K			F7	G6-4-3 BB			3	0	0	0	1	1	1
Jack Clark, R (1, 9) OBP: 0.355, SLG: 0.527	L5			HR		1B 1B 1B	G6-4-3 1-2f			4	2	2	1	0	0	1
Mike Ivie, R (1, 7) OBP: 0.364, SLG: 0.477 Terry Whitfield, L (8, 7) OBP: 0.348, SLG: 0.427		F7		G4-6-3 1B		1B 1B 1B 1-2 1B		G3-6-3 BB		3 0	1 0	2 0	0 0	1 0	0 0	0 0
Willie McCovey, L (1, 3) OBP: 0.301, SLG: 0.395		3-1		G4-6-3 1-2f		1B 1B 1-2 2-H 1B		G3-6-3 1-2f		4	0	1	1	0	0	2
Marc Hill, R (1, 2) OBP: 0.333, SLG: 0.293		2B		F9		F7		F3		4	0	1	0	0	0	2
Johnnie LeMaster, R (1, 6) OBP: 0.288, SLG: 0.326		5-3			SH3-4 BB	1B 1-2 2-3 1B			K	3	0	1	0	1	1	1
Rob Andrews, R (1, 4) OBP: 0.336, SLG: 0.331			SH1-4 1B		SH3-4 1-2	FC5-4 1-2 2-3 3-H 1B			4-3	3	0	2	1	0	0	0
Ed Halicki, R (1, 1) OBP: 0.136, SLG: 0.116			SH1-4 1-2		6-3	FC5-4 1-2f			F6	3	0	0	0	0	0	4
Inning Stats	R: 0 E: 0 K: 0 S: 3 H: 0 LOB: 0 BB: 0 P: 3	R: 0 E: 0 K: 0 S: 4 H: 1 LOB: 1 BB: 0 P: 4	R: 0 E: 0 K: 1 S: 6 H: 1 LOB: 1 BB: 0 P: 6	R: 1 E: 0 K: 0 S: 4 H: 2 LOB: 0 BB: 0 P: 4	R: 0 E: 0 K: 0 S: 3 H: 0 LOB: 1 BB: 1 P: 7	R: 2 E: 0 K: 0 S: 8 H: 5 LOB: 3 BB: 0 P: 8	R: 0 E: 0 K: 0 S: 2 H: 0 LOB: 0 BB: 1 P: 6	R: 0 E: 0 K: 0 S: 2 H: 0 LOB: 0 BB: 1 P: 6	R: 0 E: 0 K: 1 S: 5 H: 0 LOB: 0 BB: 0 P: 5	1B: 7 2B: 1 3B: 0 HR: 1 SF: 0 SAC: 2 DP: 3 HBP: 0						

PITCHER		IP	WLS	BF	H	R	ER	SO	BB	IBB	HBP	BLK	WP	HR	S	P	ERA	WHIP
Ross Grimsley, L ERA: 3.35	(1, 1)	5.2	L	26	9	3	3	1	1	0	0	0	0	1	27	31	4.76	1.765
Wayne Twitchell, R ERA: 5.67	(6, 1)	2.1		7	0	0	0	0	2	0	0	0	0	0	5	13	0.00	0.857
Stan Bahnsen, R ERA: 4.14	(9, 1)	1.0		3	0	0	0	1	0	0	0	0	0	0	5	5	0.00	0.000

PITCHER	IP	WLS	BF	H	R	ER	SO	BB	IBB	HBP	BLK	WP	HR	S	P	ERA	WHIP

San Francisco Giants @ Montreal Expos

Olympic Stadium, Montreal, QB

Thu Aug 17 1978, 7:05 PM EDT

Att. 20,019 - Unknown

TOP

livebaseballscorecards.com

AB	31
R	3
H	9
RBI	3
BB	3
SO	2
LOB	13

Batter	1	2	3	4	5	6	7	8	9	AB	R	H	RBI	BB	SO	LOB
Dave Cash, R (1, 4) OBP: 0.300, SLG: 0.323	F9		6-3		6-3			BB		3	0	0	0	1	0	0
Andre Dawson, R (1, 8) OBP: 0.309, SLG: 0.443	HBP, 1B		CS, 1B			F7		F8		4	0	2	0	0	0	1
Ellis Valentine, R (1, 9) OBP: 0.335, SLG: 0.492	G5-4-3, HBP		1B			K			F8	3	0	1	0	0	1	0
Tony Perez, R (1, 3) OBP: 0.336, SLG: 0.443	G5-4-3		6-3			6-3			K	4	0	0	0	0	1	4
Warren Cromartie, L (1, 7) OBP: 0.339, SLG: 0.418		FC5, HBP, 1B		G3			F9		G3	4	0	1	0	0	0	0
Larry Parrish, R (1, 5) OBP: 0.315, SLG: 0.449		F7		F6			F3			3	0	0	0	0	0	1
Gary Carter, R (1, 2) OBP: 0.328, SLG: 0.406		1-2, HBP		F4			F8			2	0	0	0	0	0	0
Chris Speier, R (1, 6) OBP: 0.333, SLG: 0.338		K			5-3			K		3	0	0	0	0	2	2
Ross Grimsley, L (1, 1) OBP: 0.203, SLG: 0.185		FC5			F7			F7		2	0	0	0	0	0	2
Wayne Twitchell, R (6, 1) OBP: 0.167, SLG: 0.091										0	0	0	0	0	0	0
Del Unser, L (8, PH) OBP: 0.304, SLG: 0.295										1	0	0	0	0	0	0
Stan Bahnsen, R (9, 1) OBP: 0.125, SLG: 0.125										0	0	0	0	0	0	0
Inning Stats	R: 0 E: 0 K: 0 S: 3 H: 1 LOB: 1 BB: 0 P: 4	R: 0 E: 0 K: 1 S: 6 H: 1 LOB: 2 BB: 0 P: 7	R: 0 E: 0 K: 0 S: 4 H: 2 LOB: 1 BB: 0 P: 4	R: 0 E: 0 K: 0 S: 3 H: 0 LOB: 0 BB: 0 P: 3	R: 0 E: 0 K: 0 S: 3 H: 0 LOB: 0 BB: 0 P: 3	R: 0 E: 0 K: 1 S: 5 H: 0 LOB: 0 BB: 0 P: 5	R: 0 E: 0 K: 0 S: 3 H: 0 LOB: 0 BB: 0 P: 3	R: 0 E: 0 K: 1 S: 5 H: 0 LOB: 1 BB: 1 P: 9	R: 0 E: 0 K: 1 S: 5 H: 0 LOB: 0 BB: 0 P: 5	1B: 4 2B: 0 3B: 0 HR: 0 SF: 0 SAC: 0 DP: 1 HBP: 2						

PITCHER	IP	WLS	BF	H	R	ER	SO	BB	IBB	HBP	BLK	WP	HR	S	P	ERA	WHIP
Ed Halicki, R (1, 1) ERA: 2.73	9.0	W	32	4	0	0	4	1	0	2	0	0	0	37	43	0.00	0.556

PITCHER	IP	WLS	BF	H	R	ER	SO	BB	IBB	HBP	BLK	WP	HR	S	P	ERA	WHIP

BOTTOM

San Francisco Giants @ Montreal Expos

Olympic Stadium, Montreal, QB

Thu Aug 17 1978, 7:05 PM EDT

Att. 20,019 - Unknown

livebaseballscorecards.com

AB	29
R	0
H	4
RBI	0
BB	1
SO	4
LOB	10

PA: 32

WP: 0
PB: 0
SB: 0
CS: 1

Batter	1	2	3	4	5	6	7	8	9	AB	R	H	RBI	BB	SO	LOB
Gene Richards, L (1, 7) OBP: 0.372, SLG: 0.399	F9		K		F7		SF8 BB 1-2 BB		3-1	4	0	0	0	1	1	0
Ozzie Smith, S (1, 6) OBP: 0.318, SLG: 0.318	F4		5-3			1B FC5-4 BB	1-2 2-3 3-H BB			2	1	0	1	2	0	0
Broderick Perkins, L (1, 3) OBP: 0.266, SLG: 0.371 Gene Tenace, R (7, PH) OBP: 0.408, SLG: 0.451 (7, 3)	1B 1B		4-3			FC5-4 1-3 1B	SF8 2-3 3-H			3 0	0 0	2 0	0 1	0 0	0 0	0 0
Dave Winfield, R (1, 8) OBP: 0.348, SLG: 0.481 (8, 9)	1-2 1B			F9		FC5-4 FC3-6 1-2f 3-H	F2			4	0	1	1	0	0	3
Oscar Gamble, L (1, 9) OBP: 0.375, SLG: 0.410 Bill Almon, R (8, 5) OBP: 0.312, SLG: 0.315	1-3			F7		FC3-6 1-2f		F8		4 0	0 0	0 0	0 0	0 0	0 0	3 0
Tucker Ashford, R (1, 4) OBP: 0.293, SLG: 0.361 Fernando Gonzalez, R (7, 4) OBP: 0.262, SLG: 0.294		B1-3		1B		K		B2		3 1	0 0	1 0	0 0	0 0	1 0	1 0
Derrel Thomas, S (1, 5) OBP: 0.302, SLG: 0.288 (8, 8)		F9		F8			1B SH1-4 BB 1B	4-3		4	1	1	0	0	0	1
Rick Sweet, S (1, 2) OBP: 0.320, SLG: 0.278		1B			F8		SH1-4 1-2		F3	3	0	1	0	0	0	0
Eric Rasmussen, R (1, 1) OBP: 0.140, SLG: 0.140 Jerry Turner, L (7, PH) OBP: 0.350, SLG: 0.443 Mark Lee, R (7, 1)		F8			F7		BB BB SF8 2-3 1B		1-3	2 1 1	0 1 0	0 1 0	0 0 0	0 0 0	0 0 0	1 0 0
Inning Stats	R: 0 H: 2 E: 0 LOB: 2 K: 0 BB: 0 S: 5 P: 5	R: 0 H: 1 E: 0 LOB: 1 K: 0 BB: 0 S: 4 P: 4	R: 0 H: 0 E: 0 LOB: 0 K: 1 BB: 0 S: 5 P: 5	R: 0 H: 1 E: 0 LOB: 1 K: 0 BB: 0 S: 4 P: 4	R: 0 H: 0 E: 0 LOB: 0 K: 0 BB: 0 S: 3 P: 3	R: 1 H: 1 E: 0 LOB: 1 K: 1 BB: 1 S: 6 P: 10	R: 2 H: 2 E: 0 LOB: 2 K: 0 BB: 2 S: 5 P: 13	R: 0 H: 0 E: 0 LOB: 0 K: 0 BB: 0 S: 3 P: 3	R: 0 H: 0 E: 0 LOB: 0 K: 0 BB: 0 S: 3 P: 3	1B: 7 SF: 1 2B: 0 SAC: 1 3B: 0 DP: 0 HR: 0 HBP: 0						

PITCHER		IP	WLS	BF	H	R	ER	SO	BB	IBB	HBP	BLK	WP	HR	S	P	ERA	WHIP
Steve Rogers, R ERA: 2.41	(1, 1)	6.1	L	29	7	3	3	2	3	0	0	0	0	0	30	42	4.26	1.579
Darold Knowles, L ERA: 2.47	(7, 1)	0.1		1	0	0	0	0	0	0	0	0	0	0	1	1	0.00	0.000
Stan Bahnsen, R ERA: 3.97	(7, 1)	2.1		7	0	0	0	0	0	0	0	0	0	0	7	7	0.00	0.000

PITCHER	IP	WLS	BF	H	R	ER	SO	BB	IBB	HBP	BLK	WP	HR	S	P	ERA	WHIP

TOP

San Diego Padres @ Montreal Expos

Olympic Stadium, Montreal, QB

Fri Aug 18 1978, 7:05 PM EDT

Att. 17,042 - Unknown

livebaseballscorecards.com

AB	32
R	3
H	7
RBI	3
BB	3
SO	2
LOB	9

WP: 0 PA: 37
PB: 0
SB: 0
CS: 0

Batter	1	2	3	4	5	6	7	8	9	AB	R	H	RBI	BB	SO	LOB
Dave Cash, R (1, 4) OBP: 0.300, SLG: 0.321	4-3		BBBB 4-0 1B BB	0-0 5-3			0-0 1-3			3	0	0	0	1	0	2
Andre Dawson, R (1, 8) OBP: 0.306, SLG: 0.439	0-0 F7		SSS 0-3 K		0-0 E6 6-3 5-3		0-0 4-3			4	1	0	0	0	1	2
Ellis Valentine, R (1, 9) OBP: 0.334, SLG: 0.490 Sam Mejias, R (8, 9) OBP: 0.219, SLG: 0.167	SSS 0-3 K		0-0 1-3 2-H 1B		0-0 6-3 2-3		0-0 F8			4 0	0 0	1 0	1 0	0 0	1 0	1 0
Tony Perez, R (1, 3) OBP: 0.335, SLG: 0.440		0-0 L9	BBBB 4-0 BB		0-0 5-3 3-H			0-0 5-3		3	0	0	1	1	0	0
Warren Cromartie, L (1, 7) OBP: 0.339, SLG: 0.416		0-0 FC6-4 1B	0-0 F9		0-0 1-3			0-0 3-1		4	0	1	0	0	0	3
Larry Parrish, R (1, 5) OBP: 0.312, SLG: 0.445		0-0 FC6-4 1-2f	SSS 0-3 K			0-0 F8		0-0 6-3		4	0	0	0	0	1	1
Gary Carter, R (1, 2) OBP: 0.330, SLG: 0.406		0-0 F2	0-0 E S 1B			BBBB 4-0 1B CS BB			0-0 F9	3	0	1	0	1	0	1
Chris Speier, R (1, 6) OBP: 0.337, SLG: 0.340			0-0 SH3-4 1B 1B	BBBB 4-0 1-3 BB		0-0 CS 1-3 1B			0-0 F8	3	1	2	0	1	0	0
Steve Rogers, R (1, 1) OBP: 0.143, SLG: 0.118 Darold Knowles, L (7, 1) OBP: 0.200, SLG: 0.200 Stan Bahnsen, R (7, 1) OBP: 0.125, SLG: 0.125 Del Unser, L (9, PH) OBP: 0.302, SLG: 0.292			0-0 SH3-4 1-2	0-0 F8		0-0 F4 1-2 3-H			0-0 4-3	2 0 0 1	0 0 0 0	0 0 0 0	0 0 0 0	0 0 0 0	0 0 0 0	4 0 0 0
Inning Stats	R: 0 E: 0 K: 1 S: 5 H: 0 LOB: 0 BB: 0 P: 5	R: 0 E: 0 K: 0 S: 4 H: 1 LOB: 1 BB: 0 P: 4	R: 1 E: 0 K: 1 S: 7 H: 2 LOB: 3 BB: 2 P: 15	R: 0 E: 0 K: 1 S: 6 H: 1 LOB: 2 BB: 1 P: 10	R: 1 E: 1 K: 0 S: 4 H: 0 LOB: 0 BB: 0 P: 4	R: 0 E: 0 K: 0 S: 3 H: 1 LOB: 1 BB: 1 P: 7	R: 0 E: 0 K: 0 S: 3 H: 0 LOB: 0 BB: 0 P: 3	R: 0 E: 0 K: 0 S: 3 H: 0 LOB: 0 BB: 0 P: 3	R: 0 E: 0 K: 0 S: 3 H: 0 LOB: 0 BB: 0 P: 3	1B: 5 2B: 0 3B: 0 HR: 0	SF: 0 SAC: 1 DP: 0 HBP: 0						

PITCHER	IP	WLS	BF	H	R	ER	SO	BB	IBB	HBP	BLK	WP	HR	S	P	ERA	WHIP
Eric Rasmussen, R (1, 1) ERA: 3.95	6.0	W	27	5	2	1	3	4	0	0	0	0	0	29	45	1.50	1.500
Mark Lee, R (7, 1) ERA: 3.14	3.0	S	9	0	0	0	0	0	0	0	0	0	0	9	9	0.00	0.000

PITCHER	IP	WLS	BF	H	R	ER	SO	BB	IBB	HBP	BLK	WP	HR	S	P	ERA	WHIP

BOTTOM

San Diego Padres @ Montreal Expos

Olympic Stadium, Montreal, QB

Fri Aug 18 1978, 7:05 PM EDT

Att. 17,042 - Unknown

livebaseballscorecards.com

AB	31
R	2
H	5
RBI	2
BB	4
SO	3
LOB	14

Batter	1	2	3	4	5	6	7	8	9	AB	R	H	RBI	BB	SO	LOB
Ozzie Smith, S (1, 6) OBP: 0.321, SLG: 0.324	0-0 CS 1B		BBBB 4-0 FC4-6 2-3 BB		x 0-0 1B 3B 3-H	0-0 F6			0-0 F6	4	1	2	1	1	0	2
Derrel Thomas, S (1, 8) OBP: 0.300, SLG: 0.287	0-0 L8 1-2		0-0 FC4-6 1-2f		0-0 BB 1B 3-H		0-0 6-3		SSS 0-3 K	5	0	1	1	0	1	3
Don Reynolds, R (1, 7) OBP: 0.333, SLG: 0.247 Rollie Fingers, R (8, 1) OBP: 0.250, SLG: 0.250	SSS 0-3 K			BBBB 4-0 G6-4-3 BB	BBBB 4-0 1-2 BB		0-0 F4			2 0	0 0	0 0	0 0	2 0	1 0	0 0
Dave Winfield, R (1, 9) OBP: 0.345, SLG: 0.476		0-0 5-3		0-0 G6-4-3 1-2f	0-0 F9		0-0 5-3			4	0	0	0	0	0	3
Gene Tenace, R (1, 2) OBP: 0.412, SLG: 0.450		0-0 F9		BBBB 4-0 BB		BBBB 4-0 FC6-4 1B 1B BB		BBBB 4-0 FC6-5 SH3-4 BB		1	1	0	0	3	0	0
Tucker Ashford, R (1, 3) OBP: 0.288, SLG: 0.353 Broderick Perkins, L (7, 3) OBP: 0.266, SLG: 0.371	SSS 0-3 K			0-0 F8		0-0 F7		0-0 SH3-4 1-2		3 0	0 0	0 0	0 0	0 0	1 0	2 0
Fernando Gonzalez, R (1, 4) OBP: 0.262, SLG: 0.293			0-0 F8		0-0 E5 G3 3B	0-0 FC6-4 1-2 1B		0-0 FC6-5 1B 2-3		4	1	1	0	0	0	1
Bill Almon, R (1, 5) OBP: 0.314, SLG: 0.317			0-0 S SH1-4 1B		0-0 G3 2-3	0-0 FC6-4 1B 1-2f 2-3		0-0 1-3 1B		4	0	2	0	0	0	3
Randy Jones, R (1, 1) OBP: 0.191, SLG: 0.206 Gene Richards, L (8, 7) OBP: 0.372, SLG: 0.398			0-0 SH1-4 1-2		0-0 F9	0-0 1-2 3-H 1B			SSS 0-3 K	2 1	0 0	1 0	1 0	0 0	0 1	1 0
Inning Stats	R: 0 E: 0 K: 1 S: 5 H: 1 LOB: 0 BB: 0 P: 5	R: 0 E: 0 K: 1 S: 5 H: 0 LOB: 0 BB: 0 P: 5	R: 0 E: 0 K: 0 S: 4 H: 1 LOB: 2 BB: 1 P: 8	R: 0 E: 0 K: 0 S: 2 H: 0 LOB: 1 BB: 2 P: 10	R: 2 E: 1 K: 0 S: 6 H: 2 LOB: 2 BB: 1 P: 10	R: 1 E: 0 K: 0 S: 5 H: 2 LOB: 2 BB: 1 P: 9	R: 0 E: 0 K: 0 S: 3 H: 0 LOB: 0 BB: 0 P: 3	R: 0 E: 0 K: 0 S: 3 H: 1 LOB: 2 BB: 1 P: 7	R: 0 E: 0 K: 2 S: 7 H: 0 LOB: 0 BB: 0 P: 7	1B: 6 2B: 0 3B: 1 HR: 0	SF: 0 SAC: 2 DP: 1 HBP: 0					

TOP

San Diego Padres @ Montreal Expos

Olympic Stadium, Montreal, QB

Sat Aug 19 1978, 7:05 PM EDT
Att. 21,676 - Unknown

livebaseballscorecards.com

AB	30
R	3
H	7
RBI	3
BB	6
SO	4
LOB	15

WP: 0 PB: 0 SB: 1 CS: 1 PA: 38

PITCHER	IP	WLS	BF	H	R	ER	SO	BB	IBB	HBP	BLK	WP	HR	S	P	ERA	WHIP
Dan Schatzeder, L (1, 1) ERA: 2.08	7.0	L	31	6	3	1	2	5	0	0	0	0	0	30	50	1.29	1.571
Scott Sanderson, R (8, 1) ERA: 1.88	2.0		7	1	0	0	2	1	0	0	0	0	0	10	14	0.00	1.000

PITCHER	IP	WLS	BF	H	R	ER	SO	BB	IBB	HBP	BLK	WP	HR	S	P	ERA	WHIP

Batter	1	2	3	4	5	6	7	8	9	AB	R	H	RBI	BB	SO	LOB
Dave Cash, R (1, 4) OBP: 0.297, SLG: 0.318	6-3	E6 3-H			5-3			F6		4	0	0	0	0	0	0
Andre Dawson, R (1, 8) OBP: 0.306, SLG: 0.437	CS 1B	L3			F8			F8		4	0	1	0	0	0	1
Ellis Valentine, R (1, 9) Sam Mejias, R (4, 9) Del Unser, L (8, PH) (9, 9) OBP: 0.335, SLG: 0.489 OBP: 0.212, SLG: 0.161 OBP: 0.300, SLG: 0.290	BBBB S 1-2 BB		L8		6-3			F7		1 1 1	0 0 0	0 0 0	0 0 0	1 0 0	0 0 0	0 0 0
Tony Perez, R (1, 3) OBP: 0.336, SLG: 0.439	BBBB 1-2 BB		FC5-4 1B			F9			4-3	3	0	1	0	1	0	0
Warren Cromartie, L (1, 7) OBP: 0.338, SLG: 0.415	G3		F2			SSS K			1B	4	0	1	0	0	1	3
Gary Carter, R (1, 2) OBP: 0.327, SLG: 0.402		F8	FC5-4 1-2f			L7			F9	4	0	0	0	0	0	2
Larry Parrish, R (1, 5) OBP: 0.314, SLG: 0.450		E 3B		G6-3 1B			5-3		4-3	4	1	2	0	0	0	1
Chris Speier, R (1, 6) OBP: 0.337, SLG: 0.339		BBBB E E BB		G6-3 1-2f			F8			2	1	0	0	1	0	1
Dan Schatzeder, L (1, 1) Stan Papi, R (7, PH) Scott Sanderson, R (8, 1) OBP: 0.276, SLG: 0.321 OBP: 0.330, SLG: 0.347 OBP: 0.333, SLG: 0.333		L4 1-3 3-H		F4			6-3			2 1 0	0 0 0	0 0 0	0 0 0	0 0 0	0 0 0	1 0 0
Inning Stats	R: 0 E: 0 K: 0 S: 3 H: 1 LOB: 2 BB: 2 P: 11	R: 2 E: 2 K: 0 S: 5 H: 1 LOB: 1 BB: 1 P: 9	R: 0 E: 0 K: 0 S: 4 H: 1 LOB: 1 BB: 0 P: 4	R: 0 E: 0 K: 0 S: 3 H: 1 LOB: 0 BB: 0 P: 3	R: 0 E: 0 K: 0 S: 3 H: 0 LOB: 0 BB: 0 P: 3	R: 0 E: 0 K: 1 S: 5 H: 0 LOB: 0 BB: 0 P: 5	R: 0 E: 0 K: 0 S: 3 H: 0 LOB: 0 BB: 0 P: 3	R: 0 E: 0 K: 0 S: 3 H: 0 LOB: 0 BB: 0 P: 3	R: 0 E: 0 K: 0 S: 4 H: 1 LOB: 1 BB: 0 P: 4	1B: 4 2B: 0 3B: 1 HR: 0	SF: 0 SAC: 0 DP: 1 HBP: 0						

PITCHER	IP	WLS	BF	H	R	ER	SO	BB	IBB	HBP	BLK	WP	HR	S	P	ERA	WHIP
Randy Jones, L (1, 1) ERA: 2.78	7.0	W	27	4	2	0	1	3	0	0	0	0	0	26	38	0.00	1.000
Rollie Fingers, R (8, 1) ERA: 2.93	2.0	S	7	1	0	0	0	0	0	0	0	0	0	7	7	0.00	0.500

PITCHER	IP	WLS	BF	H	R	ER	SO	BB	IBB	HBP	BLK	WP	HR	S	P	ERA	WHIP

BOTTOM

San Diego Padres @ Montreal Expos

Olympic Stadium, Montreal, QB

Sat Aug 19 1978, 7:05 PM EDT

Att. 21,676 - Unknown

livebaseballscorecards.com

AB	31
R	2
H	5
RBI	0
BB	3
SO	1
LOB	9

Batter	1	2	3	4	5	6	7	8	9	AB	R	H	RBI	BB	SO	LOB
Ozzie Smith, S (1, 6) OBP: 0.318, SLG: 0.321	F7	G4-6-3 1-2f			K		F5		4-3	5	0	0	0	0	1	4
Derrel Thomas, S (1, 8) OBP: 0.304, SLG: 0.289	1-3		6-3		1B 1-3 2-H		BB 1-2		1B	4	1	2	1	1	0	0
Don Reynolds, R (1, 7) OBP: 0.345, SLG: 0.253 Jerry Turner, L (7, PH) OBP: 0.347, SLG: 0.439 Mark Lee, R (7, 1) Rollie Fingers, R (9, 1) OBP: 0.250, SLG: 0.250	BB 1B 2B BB		F9		2-H 1B		G3		K	2 1 1 0	1 0 0 0	1 0 0 0	1 0 0 0	1 0 0 0	0 0 1 0	0 2 1 0
Dave Winfield, R (1, 9) OBP: 0.346, SLG: 0.481	BB 1-2 2B 1B		K		K			SF8 3B		4	2	2	0	0	2	1
Gene Tenace, R (1, 2) OBP: 0.410, SLG: 0.445	2B 1-2 2-3 BB			5-3		F8		6-3		3	0	0	0	1	0	1
Broderick Perkins, L (1, 3) OBP: 0.265, SLG: 0.380	1-3 2-H 3-H 2B			5-3		K		SF8 3-H		3	0	1	3	0	1	0
Fernando Gonzalez, R (1, 4) OBP: 0.262, SLG: 0.296	6-3			F7		G3		2B		4	0	1	0	0	0	2
Bill Almon, R (1, 5) OBP: 0.313, SLG: 0.316		6-3			SH 1B		4-3	F9		4	1	1	0	0	0	1
Bob Owchinko, L (1, 1) OBP: 0.193, SLG: 0.214 Oscar Gamble, L (7, PH) OBP: 0.376, SLG: 0.410 Gene Richards, L (7, PR) OBP: 0.371, SLG: 0.397 (7, 7)		G4-6-3 1B			SH 1B 1-2		BB HBP		4-3	1 0 1	0 0 0	1 0 0	0 0 0	0 0 0	0 0 0	0 0 0
Inning Stats	R: 2 E: 0 K: 0 S: 5 H: 2 LOB: 2 BB: 2 P: 13	R: 0 E: 0 K: 0 S: 3 H: 1 LOB: 0 BB: 0 P: 3	R: 0 E: 0 K: 1 S: 5 H: 0 LOB: 0 BB: 0 P: 5	R: 0 E: 0 K: 0 S: 3 H: 0 LOB: 0 BB: 0 P: 3	R: 2 E: 0 K: 2 S: 10 H: 3 LOB: 1 BB: 0 P: 10	R: 0 E: 0 K: 1 S: 5 H: 0 LOB: 0 BB: 0 P: 5	R: 0 E: 0 K: 0 S: 3 H: 0 LOB: 2 BB: 1 P: 8	R: 1 E: 0 K: 0 S: 5 H: 2 LOB: 1 BB: 0 P: 5	R: 0 E: 0 K: 1 S: 6 H: 1 LOB: 1 BB: 0 P: 6	1B: 6 2B: 2 3B: 1 HR: 0 SF: 1 SAC: 1 DP: 1 HBP: 1						

PITCHER	IP	WLS	BF	H	R	ER	SO	BB	IBB	HBP	BLK	WP	HR	S	P	ERA	WHIP
Woodie Fryman, L (1, 1) ERA: 3.55	4.2		21	6	4	4	2	2	0	0	0	0	0	23	31	7.71	1.714
Wayne Twitchell, R (5, 1) ERA: 5.65	0.1		1	0	0	0	1	0	0	0	0	0	0	3	3	0.00	0.000
Hal Dues, R (6, 1) ERA: 2.1	4.0	L	17	3	1	1	2	1	0	1	0	0	0	19	24	2.25	1.000

PITCHER	IP	WLS	BF	H	R	ER	SO	BB	IBB	HBP	BLK	WP	HR	S	P	ERA	WHIP

San Diego Padres @ Montreal Expos

Olympic Stadium, Montreal, QB

Sun Aug 20 1978, 3:33 AM EDT
Att. 20,094 - Unknown

TOP

livebaseballscorecards.com

AB	33
R	5
H	9
RBI	5
BB	3
SO	5
LOB	12

Batter	1	2	3	4	5	6	7	8	9	AB	R	H	RBI	BB	SO	LOB
Dave Cash, R (1, 4) OBP: 0.297, SLG: 0.318	F8		F9		G6-4-3, 1-2, 3-H, 1B			6-3		4	0	1	1	0	0	0
Sam Mejias, R (1, 9) OBP: 0.194, SLG: 0.147 Del Unser, L (8, PH) OBP: 0.298, SLG: 0.288 (9, 9)	K			4-3	G6-4-3, 1-2f			F8		3	0	0	0	0	1	2
										1	0	0	0	0	0	0
Andre Dawson, R (1, 8) OBP: 0.305, SLG: 0.442	6-3			HR		F9		6-3		4	1	1	1	0	0	0
Tony Perez, R (1, 3) OBP: 0.335, SLG: 0.444		F8		K		HR			5-3	4	1	1	1	0	1	0
Warren Cromartie, L (1, 7) OBP: 0.339, SLG: 0.415		FC6-4, 1B		G3		4-3			1-3, 1B	4	0	2	0	0	0	0
Gary Carter, R (1, 2) OBP: 0.326, SLG: 0.400		F7			2B, 1B, 1B	F4			1-3, 1-2	4	1	1	0	0	0	2
Larry Parrish, R (1, 5) OBP: 0.311, SLG: 0.446		FC6-4, 1-2f			K	6-3			F3	4	0	0	0	0	1	3
Chris Speier, R (1, 6) OBP: 0.337, SLG: 0.341			F6		1B, 1B, 1-3, 2B	K				3	1	1	0	0	1	0
Woodie Fryman, R (1, 1) OBP: 0.067, SLG: 0.114			F2		1B, 2-3, 3-H, 1B	1-6-3				1	0	0	0	0	0	0
Wayne Twitchell, R (5, 1) OBP: 0.167, SLG: 0.091										0	0	0	0	0	0	0
Ellis Valentine, R (5, PH) OBP: 0.336, SLG: 0.490										1	0	1	1	0	0	0
Dan Schatzeder, L (5, PR) OBP: 0.276, SLG: 0.321										0	0	0	0	0	0	0
Hal Dues, R (6, 1) OBP: 0.207, SLG: 0.207										1	0	0	0	0	0	0
Inning Stats	R: 0 E: 0 K: 1 S: 5 H: 0 LOB: 0 BB: 0 P: 5	R: 0 E: 0 K: 0 S: 4 H: 1 LOB: 1 BB: 0 P: 4	R: 0 E: 0 K: 0 S: 3 H: 0 LOB: 0 BB: 0 P: 3	R: 1 E: 0 K: 1 S: 6 H: 1 LOB: 0 BB: 0 P: 6	R: 2 E: 0 K: 1 S: 8 H: 4 LOB: 2 BB: 0 P: 8	R: 1 E: 0 K: 0 S: 4 H: 1 LOB: 0 BB: 0 P: 4		R: 0 E: 0 K: 0 S: 3 H: 0 LOB: 0 BB: 0 P: 3	R: 0 E: 0 K: 0 S: 4 H: 1 LOB: 1 BB: 0 P: 4	1B: 5 2B: 1 3B: 0 HR: 2	SF: 0 SAC: 0 DP: 1 HBP: 0						

PITCHER	IP	WLS	BF	H	R	ER	SO	BB	IBB	HBP	BLK	WP	HR	S	P	ERA	WHIP
Bob Owchinko, L (1, 1) ERA: 2.93	6.0		24	7	4	4	3	0	0	0	0	0	2	30	30	6.00	1.167
Mark Lee, R (7, 1) ERA: 3.0	2.2	W	9	1	0	0	1	0	0	0	0	0	0	11	11	0.00	0.375
Rollie Fingers, R (9, 1) ERA: 2.91	0.1	S	1	0	0	0	0	0	0	0	0	0	0	1	1	0.00	0.000

PITCHER	IP	WLS	BF	H	R	ER	SO	BB	IBB	HBP	BLK	WP	HR	S	P	ERA	WHIP

BOTTOM

San Diego Padres @ Montreal Expos

Olympic Stadium, Montreal, QB

Sun Aug 20 1978, 3:33 AM EDT

Att. 20,094 - Unknown

livebaseballscorecards.com

AB	34
R	4
H	8
RBI	4
BB	0
SO	4
LOB	7

WP: 0 PB: 0 SB: 0 CS: 0 PA: 34

Batter	1	2	3	4	5	6	7	8	9	AB	R	H	RBI	BB	SO	LOB
Davey Lopes, R (1, 4) OBP: 0.353, SLG: 0.410	4-3		L5		1-3		5-3			4	0	0	0	0	0	1
Bill North, S (1, 8) OBP: 0.373, SLG: 0.285	4-3		1-3		F9			F9		4	0	0	0	0	0	0
Reggie Smith, S (1, 9) OBP: 0.387, SLG: 0.594	6-3			1B 1B 1B		L4		K		4	1	1	0	0	1	0
Steve Garvey, R (1, 3) OBP: 0.339, SLG: 0.482		1B 2B		1B 1-3 1B		FC5-4 1B		6-3		4	1	3	0	0	0	0
Ron Cey, R (1, 5) OBP: 0.365, SLG: 0.420		6-3		P4		FC5-4 1-2f			F9	4	0	0	0	0	0	4
Dusty Baker Jr., R (1, 7) OBP: 0.329, SLG: 0.375		2-H 1B		1-2 3-H 1B		5-3			F8	4	0	2	2	0	0	1
Joe Ferguson, R (1, 2) OBP: 0.347, SLG: 0.384		F8		P3			E 1B 7-2 1B		F7	4	0	1	0	0	0	3
Bill Russell, R (1, 6) OBP: 0.301, SLG: 0.345		4-3		G3			1-3 E5 1B			3	0	1	0	0	0	3
Bob Welch, R (1, 1) OBP: 0.286, SLG: 0.357			P3		F7					2	0	0	0	0	0	0
Lee Lacy, R (7, PH) OBP: 0.364, SLG: 0.568										1	0	0	0	0	0	2
Rick Rhoden, R (7, 1) OBP: 0.174, SLG: 0.143							7-2 3-Hf			0	0	0	0	0	0	0
Inning Stats	R: 0 H: 0 E: 0 LOB: 0 K: 0 BB: 0 S: 3 P: 3	R: 1 H: 2 E: 0 LOB: 1 K: 0 BB: 0 S: 5 P: 5	R: 0 H: 0 E: 0 LOB: 0 K: 0 BB: 0 S: 3 P: 3	R: 1 H: 3 E: 0 LOB: 2 K: 0 BB: 0 S: 6 P: 6	R: 0 H: 0 E: 0 LOB: 0 K: 0 BB: 0 S: 3 P: 3	R: 0 H: 1 E: 0 LOB: 1 K: 0 BB: 0 S: 4 P: 4	R: 0 H: 2 E: 1 LOB: 1 K: 0 BB: 0 S: 4 P: 4	R: 0 H: 0 E: 0 LOB: 0 K: 1 BB: 0 S: 5 P: 5	R: 0 H: 0 E: 0 LOB: 0 K: 0 BB: 0 S: 3 P: 3	1B: 7 SF: 0 2B: 2 SAC: 0 3B: 0 DP: 1 HR: 0 HBP: 0						

TOP

Los Angeles Dodgers @ Montreal Expos

Olympic Stadium, Montreal, QB

Mon Aug 21 1978, 7:05 PM EDT

Att. 25,461 - Unknown

livebaseballscorecards.com

AB	34
R	2
H	8
RBI	2
BB	0
SO	1
LOB	14

WP: 0 PA: 34
PB: 0
SB: 0
CS: 0

PITCHER	IP	WLS	BF	H	R	ER	SO	BB	IBB	HBP	BLK	WP	HR	S	P	ERA	WHIP
Ross Grimsley, L (1, 1) ERA: 3.29	9.0	W	34	8	2	2	1	0	0	0	0	0	0	36	36	2.00	0.889

PITCHER	IP	WLS	BF	H	R	ER	SO	BB	IBB	HBP	BLK	WP	HR	S	P	ERA	WHIP

Batter	1	2	3	4	5	6	7	8	9	AB	R	H	RBI	BB	SO	LOB
Dave Cash, R (1, 4) OBP: 0.299, SLG: 0.318	F8		BB, CS	HR	6-3		1B			3	0	1	0	1	0	0
Del Unser, L (1, 9) OBP: 0.297, SLG: 0.287	G3		F8, 1-2		BLK, E, 1B		F7			4	1	1	0	0	0	2
Andre Dawson, R (1, 8) OBP: 0.311, SLG: 0.454	E, 1B			HR	E6, 1-H, 1B		1-2, 1B			4	1	4	1	0	0	0
Tony Perez, R (1, 3) OBP: 0.335, SLG: 0.445	K, 1-3			FC1-5, 2B	F8		F3			4	0	1	0	0	1	4
Warren Cromartie, L (1, 7) OBP: 0.341, SLG: 0.421		4-3		BB, FC1-5		HR		F7		3	1	1	1	1	0	0
Gary Carter, R (1, 2) OBP: 0.326, SLG: 0.406		P4		FC1-5, 1-2, 2-3f		F3		HR		4	1	1	1	0	0	2
Larry Parrish, R (1, 5) OBP: 0.310, SLG: 0.446		2B		K		1-3		5-3		4	0	1	0	0	1	2
Chris Speier, R (1, 6) OBP: 0.336, SLG: 0.340		K		F8		F7		FC1-4, 1B		4	0	1	0	0	1	3
Ross Grimsley, L (1, 1) OBP: 0.192, SLG: 0.174			G3		6-3		F7	FC1-4, 1-2f		4	0	0	0	0	0	1
Inning Stats	R: 0 E: 1 K: 1 S: 6 H: 1 LOB: 1 BB: 0 P: 6	R: 0 E: 0 K: 1 S: 6 H: 1 LOB: 1 BB: 0 P: 6	R: 0 E: 0 K: 0 S: 2 H: 0 LOB: 0 BB: 1 P: 6	R: 1 E: 0 K: 1 S: 7 H: 2 LOB: 2 BB: 1 P: 11	R: 1 E: 1 K: 0 S: 5 H: 2 LOB: 1 BB: 0 P: 5	R: 1 E: 0 K: 0 S: 4 H: 1 LOB: 0 BB: 0 P: 4	R: 0 E: 0 K: 0 S: 5 H: 2 LOB: 2 BB: 0 P: 5	R: 1 E: 0 K: 0 S: 5 H: 2 LOB: 1 BB: 0 P: 5		1B: 6 2B: 2 3B: 0 HR: 3 SF: 0 SAC: 0 DP: 0 HBP: 0						

PITCHER	IP	WLS	BF	H	R	ER	SO	BB	IBB	HBP	BLK	WP	HR	S	P	ERA	WHIP
Bob Welch, R (1, 1) ERA: 1.95	6.0	L	26	7	3	2	3	2	0	0	1	0	2	30	38	3.00	1.500
Rick Rhoden, R (7, 1) ERA: 3.87	2.0		10	4	1	1	0	0	0	0	0	0	1	10	10	4.50	2.000

PITCHER	IP	WLS	BF	H	R	ER	SO	BB	IBB	HBP	BLK	WP	HR	S	P	ERA	WHIP

BOTTOM

Los Angeles Dodgers @ Montreal Expos

Olympic Stadium, Montreal, QB

Mon Aug 21 1978, 7:05 PM EDT

Att. 25,461 - Unknown

livebaseballscorecards.com

AB	34
R	4
H	11
RBI	3
BB	2
SO	3
LOB	14

Batter	1	2	3	4	5	6	7	8	9	AB	R	H	RBI	BB	SO	LOB
Davey Lopes, R (1, 4) OBP: 0.351, SLG: 0.407	S S S 0-3 ① K	S S S 0-3 ③ K		x 0-0 ③ FC5-4 1-2f			x 0-0 SH3-4 1B 1B		x 0-0 ③ 2-3	5	1	1	0	0	2	2
Bill Russell, R (1, 6) OBP: 0.301, SLG: 0.347	x 0-0 ② 6-3	x 0-0 ① F7	x 0-0 2B		x 0-0 2B		x 0-0 ① SH3-4 1-2			3	0	1	0	0	0	0
Reggie Smith, S (1, 9) OBP: 0.388, SLG: 0.595	B B B B 4-0 BB	x 0-0 2B			x 0-0 ① F8		x 0-0 ② F7			3	0	1	0	1	0	2
Steve Garvey, R (1, 3) OBP: 0.338, SLG: 0.480	x 0-0 ③ 4-3	x 0-0 ② F9			x 0-0 ② F9		x 0-0 CS 2-H 1B			4	0	1	1	0	0	3
Ron Cey, R (1, 5) OBP: 0.366, SLG: 0.422		x 0-0 E 2B	B B B B 4-0 BB		S S S 0-3 ③ K		0-0 ③ CS 1-2	x 0-0 ① F7		3	1	1	0	1	1	1
Dusty Baker Jr., R (1, 7) OBP: 0.330, SLG: 0.375		B B B B 4-0 E E BB	x 0-0 ③ F7			x 0-0 E 1B		x 0-0 ② F8		3	2	1	0	1	0	2
Rick Monday, L (1, 8) OBP: 0.347, SLG: 0.475		x 0-0 E7 1-3 E6 2-H 1B		S S S 0-3 ① K		x 0-0 E4 1-H CS		x 0-0 ③ F7		3	0	1	1	0	1	0
Bill North, S (6, PR) OBP: 0.372, SLG: 0.284 (6, 8)										1	0	0	0	0	0	0
Johnny Oates, L (1, 2) OBP: 0.361, SLG: 0.333		x 0-0 ① E6 SH1-4 2-H 3-H		x 0-0 ② 4-3		x 0-0 ① ② 1-3 3-H			x 0-0 ① 6-3	3	0	0	0	0	0	2
Jerry Grote, R (6, 2) OBP: 0.394, SLG: 0.393										1	0	0	0	0	0	0
Burt Hooton, R (1, 1) OBP: 0.250, SLG: 0.180		x 0-0 ② SH1-4 1-2		x 0-0 FC5-4 1B		S S S 0-3 ③ K			x 0-0 ② 2-3	3	0	1	0	0	1	1
Charlie Hough, R (9, 1) OBP: 0.333, SLG: 0.417										0	0	0	0	0	0	0
Inning Stats	R: 0 E: 0 K: 1 S: 5 H: 0 LOB: 1 BB: 1 P: 9	R: 2 E: 2 K: 1 S: 7 H: 2 LOB: 1 BB: 1 P: 11	R: 0 E: 0 K: 0 S: 4 H: 1 LOB: 2 BB: 1 P: 8	R: 0 E: 0 K: 1 S: 6 H: 1 LOB: 1 BB: 0 P: 6	R: 0 E: 0 K: 1 S: 6 H: 1 LOB: 1 BB: 0 P: 6	R: 1 E: 1 K: 1 S: 6 H: 1 LOB: 1 BB: 0 P: 6	R: 1 E: 0 K: 0 S: 4 H: 2 LOB: 0 BB: 0 P: 4	R: 0 E: 0 K: 0 S: 3 H: 0 LOB: 0 BB: 0 P: 3	R: 0 E: 0 K: 0 S: 3 H: 0 LOB: 0 BB: 0 P: 3	1B: 5 2B: 3 3B: 0 HR: 0 SF: 0 SAC: 2 DP: 0 HBP: 0						

PITCHER		IP	WLS	BF	H	R	ER	SO	BB	IBB	HBP	BLK	WP	HR	S	P	ERA	WHIP
Steve Rogers, R ERA: 2.46	(1, 1)	7.0	L	31	8	4	3	5	3	0	0	0	0	0	38	50	3.86	1.571
Stan Bahnsen, R ERA: 3.84	(8, 1)	2.0		6	0	0	0	0	0	0	0	0	0	0	6	6	0.00	0.000

PITCHER	IP	WLS	BF	H	R	ER	SO	BB	IBB	HBP	BLK	WP	HR	S	P	ERA	WHIP

TOP

Los Angeles Dodgers @ Montreal Expos

Olympic Stadium, Montreal, QB

Wed Aug 23 1978, 7:05 PM EDT

Att. 31,696 - Unknown

livebaseballscorecards.com

AB	32
R	4
H	8
RBI	2
BB	3
SO	5
LOB	13

WP: 0	PB: 0	SB: 0	CS: 2
PA: 38			

BOTTOM

Los Angeles Dodgers @ Montreal Expos

Olympic Stadium, Montreal, QB

Wed Aug 23 1978, 7:05 PM EDT

Att. 31,696 - Unknown

livebaseballscorecards.com

Batter	1	2	3	4	5	6	7	8	9	AB	R	H	RBI	BB	SO	LOB
Dave Cash, R (1, 4) OBP: 0.298, SLG: 0.317	F7		FC5-4 1B 1-2 1B		F8		L1			4	0	1	0	0	0	2
Andre Dawson, R (1, 8) OBP: 0.310, SLG: 0.452	K		FC5-4 1-2 2-3 1B		F7			L6		4	0	1	0	0	1	0
Ellis Valentine, R (1, 9) OBP: 0.335, SLG: 0.488	FC6-4 1B		P4			P6		F7		4	0	1	0	0	0	3
Tony Perez, R (1, 3) OBP: 0.334, SLG: 0.443	FC6-4 1-2f		FC5-4 1-2f 2-3 3-H			G4-6-3 1B		K		4	0	1	1	0	1	3
Warren Cromartie, L (1, 7) OBP: 0.342, SLG: 0.422		G4-6-3 BB 1B	P5			G4-6-3 1-2f			2B 5-3 1B	4	1	2	0	0	0	3
Gary Carter, R (1, 2) OBP: 0.327, SLG: 0.408		G4-6-3 1-2 BB		F7			K		1-3 2B	3	0	1	0	1	1	0
Larry Parrish, R (1, 5) OBP: 0.312, SLG: 0.449		G4-6-3 1-2f 2-3		E S 7-2 1B			5-3 2B		5-3 3-H	4	0	2	1	0	0	3
Chris Speier, R (1, 6) OBP: 0.333, SLG: 0.337		F9		7-2 1-Hf			5-3 2-3		K	4	0	0	0	0	1	4
Steve Rogers, R (1, 1) OBP: 0.153, SLG: 0.116			1B 1B FC5-4 BB		5-3		BB		K	1	1	0	0	1	0	0
Del Unser, L (7, PH) OBP: 0.301, SLG: 0.287										0	0	0	0	1	0	0
Stan Bahnsen, R (8, 1) OBP: 0.125, SLG: 0.125										0	0	0	0	0	0	0
Tom Hutton, L (9, PH) OBP: 0.324, SLG: 0.318										1	0	0	0	0	1	1

	AB	33
	R	2
	H	9
	RBI	2
	BB	3
	SO	5
	LOB	19

Inning Stats	1	2	3	4	5	6	7	8	9
	R: 0 E: 0 K: 1 S: 6	H: 1 LOB: 1 BB: 0 P: 6	R: 0 E: 0 K: 0 S: 3	H: 1 LOB: 1 BB: 1 P: 7	R: 1 E: 0 K: 0 S: 5	H: 2 LOB: 2 BB: 1 P: 9	R: 0 E: 0 K: 0 S: 3	H: 1 LOB: 0 BB: 0 P: 3	R: 0 E: 0 K: 0 S: 3	H: 0 LOB: 0 BB: 0 P: 3	R: 0 E: 0 K: 0 S: 3	H: 1 LOB: 0 BB: 0 P: 3	R: 0 E: 0 K: 1 S: 6	H: 1 LOB: 2 BB: 1 P: 10	R: 0 E: 0 K: 1 S: 5	H: 0 LOB: 0 BB: 0 P: 5	R: 1 E: 0 K: 2 S: 9	H: 2 LOB: 1 BB: 0 P: 9

	1B: 7	SF: 0	WP: 0	PA: 36
	2B: 3	SAC: 0	PB: 0	
	3B: 0	DP: 3	SB: 1	
	HR: 0	HBP: 0	CS: 0	

PITCHER	IP	WLS	BF	H	R	ER	SO	BB	IBB	HBP	BLK	WP	HR	S	P	ERA	WHIP
Burt Hooton, R (1, 1) ERA: 2.93	8.0	W	33	9	2	2	3	3	0	0	0	0	0	36	48	2.25	1.500
Charlie Hough, R (9, 1) ERA: 2.42	1.0	S	3	0	0	0	2	0	0	0	0	0	0	7	7	0.00	0.000

PITCHER	IP	WLS	BF	H	R	ER	SO	BB	IBB	HBP	BLK	WP	HR	S	P	ERA	WHIP

Batter	1	2	3	4	5	6	7	8	9	AB	R	H	RBI	BB	SO	LOB
Dave Cash, R (1, 4) OBP: 0.297, SLG: 0.316	F8	FC6-4 1B 1-2		F9		F9		5-3	K	6	0	1	0	0	1	2
Andre Dawson, R (1, 8) OBP: 0.311, SLG: 0.458	K	FC6-4 1-2f		F9			HR	S 2B 1B		5	2	2	1	0	1	2
Ellis Valentine, R (1, 9) OBP: 0.334, SLG: 0.491	E6 1B		K	1-3			HR	F3		5	1	1	1	0	1	1
Tony Perez, R (1, 3) OBP: 0.337, SLG: 0.447	1-2 1B		K		F8		1B 1B	1-H 1B 2B		5	2	3	1	0	1	0
Warren Cromartie, L (1, 7) OBP: 0.342, SLG: 0.422	F8		BB 1B		5-3		K	2-H CS 1B		5	0	2	1	0	1	3
Gary Carter, R (1, 2) OBP: 0.330, SLG: 0.409		F8	1-2 BB		S 1B		1-3 1B 1B	1-2 CS	E5 SH3 E	4	0	2	0	1	0	0
Larry Parrish, R (1, 5) OBP: 0.311, SLG: 0.446		E 1B 1B	K		K 1-2		K	1-2 E1 SH3		5	1	1	0	0	3	6
Chris Speier, R (1, 6) OBP: 0.335, SLG: 0.338		E4 1B 1-3		HR 1B		F8	1-2 3-H 1B	1-2 SH3		4	1	2	1	0	0	1
Dan Schatzeder, L (1, 1) OBP: 0.303, SLG: 0.438		1B 1-2 3-H 1B		1-H HR		G1	K	K		4	1	2	3	0	1	2
Mike Garman, R (8, 1)										0	0	0	0	0	0	0
Darold Knowles, L (8, 1) OBP: 0.200, SLG: 0.200										0	0	0	0	0	0	0
Stan Bahnsen, R (8, 1) OBP: 0.111, SLG: 0.111										1	0	0	0	0	1	2
Inning Stats	R: 0 E: 1 K: 1 S: 7 H: 1 LOB: 2 BB: 0 P: 7	R: 1 E: 1 K: 0 S: 6 H: 3 LOB: 2 BB: 0 P: 6	R: 0 E: 0 K: 3 S: 10 H: 1 LOB: 2 BB: 1 P: 14	R: 2 E: 0 K: 0 S: 5 H: 2 LOB: 0 BB: 0 P: 5	R: 0 E: 0 K: 1 S: 6 H: 1 LOB: 1 BB: 0 P: 6	R: 0 E: 0 K: 0 S: 3 H: 0 LOB: 0 BB: 0 P: 3	R: 3 E: 0 K: 3 S: 14 H: 5 LOB: 2 BB: 0 P: 14	R: 2 E: 0 K: 0 S: 5 H: 3 LOB: 0 BB: 0 P: 5	R: 0 E: 2 K: 2 S: 9 H: 0 LOB: 2 BB: 0 P: 9	1B: 12 2B: 1 3B: 0 HR: 3 SF: 0 SAC: 1 DP: 0 HBP: 0							

TOP

Montreal Expos @ San Francisco Giants

Candlestick Park, San Francisco, CA

Fri Aug 25 1978, 10:05 PM EDT
Att. 15,368 - Unknown

livebaseballscorecards.com

AB	44
R	8
H	16
RBI	8
BB	1
SO	10
LOB	19

WP: 0 PB: 0 SB: 2 CS: 1 PA: 47

PITCHER		IP	WLS	BF	H	R	ER	SO	BB	IBB	HBP	BLK	WP	HR	S	P	ERA	WHIP
John Montefusco, R ERA: 3.82	(1, 1)	5.0		25	8	3	2	5	1	0	0	0	0	1	34	38	3.60	1.800
Greg Minton, R ERA: 7.62	(6, 1)	1.0	L	6	3	3	3	0	0	0	0	0	0	2	6	6	27.00	3.000
John Curtis, L ERA: 2.65	(7, 1)	0.1		2	1	0	0	1	0	0	0	0	0	0	4	4	0.00	3.000
Charlie Williams, R ERA: 4.6	(7, 1)	1.2		8	4	2	2	2	0	0	0	0	0	0	12	12	10.80	2.400
Randy Moffitt, R ERA: 3.33	(9, 1)	1.0		5	0	0	0	2	0	0	0	0	0	0	9	9	0.00	0.000

PITCHER	IP	WLS	BF	H	R	ER	SO	BB	IBB	HBP	BLK	WP	HR	S	P	ERA	WHIP

Batter	1	2	3	4	5	6	7	8	9	AB	R	H	RBI	BB	SO	LOB
Larry Herndon, R (1, 8) OBP: 0.330, SLG: 0.363 Terry Whitfield, L (9, PH) OBP: 0.345, SLG: 0.416	HR 1B		F7			F3		FC5-4 2B 1-2f BB	BB	4 0	2 0	1 0	0 0	0 1	0 0	1 0
Darrell Evans, L (1, 5) OBP: 0.376, SLG: 0.412	1-H HR		HR			F9		2B 5-3 1-2 BB	L3	4	3	2	3	1	0	2
Jack Clark, R (1, 9) OBP: 0.365, SLG: 0.535	F7		K			2B		1-3 2-H 2B		4	0	2	1	0	1	0
Mike Ivie, R (1, 7) OBP: 0.362, SLG: 0.476 (9, 3)	5-3			G4-6-3 1B		IBB		5-3 3-H		3	0	1	1	1	0	1
Willie McCovey, L (1, 3) OBP: 0.303, SLG: 0.405 Randy Moffitt, R (9, 1) OBP: 0.250, SLG: 0.143	5-3			G4-6-3 1-2f		K		BB		3 0	0 0	0 0	0 0	1 0	1 0	3 0
Marc Hill, R (1, 2) OBP: 0.323, SLG: 0.287		F9		K			6-3	F8		4	0	0	0	0	1	2
Johnnie LeMaster, R (1, 6) OBP: 0.295, SLG: 0.336 Roger Metzger, S (9, PH) OBP: 0.296, SLG: 0.287		6-3			1-3		F6		F8	3 1	0 0	0 0	0 0	0 0	0 0	0 0
Rob Andrews, R (1, 4) OBP: 0.319, SLG: 0.317 Jim Dwyer, L (9, PH) OBP: 0.333, SLG: 0.345		F3			F7		F8		E8 1B	3 1	0 0	0 1	0 0	0 0	0 0	0 0
John Montefusco, R (1, 1) OBP: 0.154, SLG: 0.085 Bill Madlock, R (5, PH) OBP: 0.379, SLG: 0.494 Greg Minton, S (6, 1) John Curtis, L (7, 1) Charlie Williams, R (7, 1) Hector Cruz, R (8, PH) OBP: 0.282, SLG: 0.337 (9, 7)			K		1-3			FC5-4 1B	K	1 1 0 0 0 2	0 0 0 0 0 0	0 0 0 0 0 1	0 0 0 0 0 1	0 0 0 0 0 1	1 0 0 0 0 1	0 0 0 0 0 1
Inning Stats	R: 2 E: 0 K: 0 S: 5 H: 2 LOB: 0 BB: 0 P: 5	R: 0 E: 0 K: 0 S: 3 H: 0 LOB: 0 BB: 0 P: 3	R: 1 E: 0 K: 2 S: 8 H: 1 LOB: 0 BB: 0 P: 8	R: 0 E: 0 K: 1 S: 5 H: 1 LOB: 0 BB: 0 P: 5	R: 0 E: 0 K: 0 S: 3 H: 0 LOB: 0 BB: 0 P: 3	R: 0 E: 0 K: 1 S: 6 H: 1 LOB: 2 BB: 1 P: 10	R: 0 E: 0 K: 0 S: 3 H: 0 LOB: 0 BB: 0 P: 3	R: 2 E: 0 K: 0 S: 5 H: 2 LOB: 2 BB: 2 P: 13	R: 0 E: 1 K: 1 S: 6 H: 1 LOB: 2 BB: 1 P: 10	1B: 4 2B: 2 3B: 0 HR: 2	SF: 0 SAC: 0 DP: 1 HBP: 0			WP: 0 PB: 0 SB: 0 CS: 0	PA: 38		

PITCHER		IP	WLS	BF	H	R	ER	SO	BB	IBB	HBP	BLK	WP	HR	S	P	ERA	WHIP
Dan Schatzeder, L ERA: 2.36	(1, 1)	7.1	W	29	6	5	5	4	1	1	0	0	0	2	35	43	6.14	0.955
Mike Garman, R ERA: 5.46	(8, 1)	0.1		2	1	0	0	0	0	0	0	0	0	0	2	2	0.00	3.000
Darold Knowles, L ERA: 2.47	(8, 1)	0.0		1	0	0	0	0	1	0	0	0	0	0	0	4	∞	∞
Stan Bahnsen, R ERA: 3.75	(8, 1)	1.1	S	6	1	0	0	1	1	0	0	0	0	0	7	11	0.00	1.500

PITCHER	IP	WLS	BF	H	R	ER	SO	BB	IBB	HBP	BLK	WP	HR	S	P	ERA	WHIP

BOTTOM

Montreal Expos @ San Francisco Giants

Candlestick Park, San Francisco, CA

Fri Aug 25 1978, 10:05 PM EDT

Att. 15,368 - Unknown

livebaseballscorecards.com

AB	34
R	5
H	8
RBI	5
BB	4
SO	5
LOB	10

Batter	1	2	3	4	5	6	7	8	9	AB	R	H	RBI	BB	SO	LOB
Dave Cash, R (1, 4) OBP: 0.298, SLG: 0.317	1-3		2B 1B		FC6-4 1B		4-3			4	0	2	0	0	0	0
Andre Dawson, R (1, 8) OBP: 0.309, SLG: 0.454	F4		S S S K		FC6-4 1-2f		6-3			4	0	0	0	0	1	2
Ellis Valentine, R (1, 9) OBP: 0.333, SLG: 0.492	5-3		1-H 2B		F3			4-3		4	0	1	0	0	0	1
Tony Perez, R (1, 3) OBP: 0.334, SLG: 0.443		E5 2B FC3-2	S S S K		F9			F9		4	0	0	0	0	1	2
Warren Cromartie, L (1, 7) OBP: 0.340, SLG: 0.418		F7		F8		6-3		S S S K		4	0	0	0	0	1	1
Gary Carter, R (1, 2) OBP: 0.333, SLG: 0.421		FC3-2 1-3 2B		S 1B		HR			F8	4	1	3	1	0	0	0
Larry Parrish, R (1, 5) OBP: 0.308, SLG: 0.442		FC3-2 BB 2-3 3-H		F8		5-3			F8	4	0	0	0	0	0	3
Chris Speier, R (1, 6) OBP: 0.336, SLG: 0.337		B B B B 4-0 1-2 BB		B B B B 4-0 1-2 BB		F7			F9	2	0	0	0	2	0	0
Woodie Fryman, R (1, 1) OBP: 0.064, SLG: 0.109		F7		1-3			F8			2	0	0	0	0	0	5
Wayne Twitchell, R (5, 1) OBP: 0.167, SLG: 0.091										0	0	0	0	0	0	0
Del Unser, L (7, PH) OBP: 0.299, SLG: 0.285										1	0	0	0	0	0	0
Mike Garman, R (7, 1)										0	0	0	0	0	0	0

Montreal Expos @ San Francisco Giants

Candlestick Park, San Francisco, CA

Sat Aug 26 1978, 6:33 AM EDT

Att. 16,235 - Unknown

TOP

livebaseballscorecards.com

AB	33
R	1
H	6
RBI	1
BB	2
SO	3
LOB	14

Inning Stats	1	2	3	4	5	6	7	8	9
	R: 0 H: 0 E: 0 LOB: 0 K: 0 BB: 0 S: 3 P: 3	R: 0 H: 1 E: 1 LOB: 3 K: 0 BB: 1 S: 5 P: 9	R: 0 H: 2 E: 0 LOB: 1 K: 2 BB: 0 S: 8 P: 8	R: 0 H: 1 E: 0 LOB: 2 K: 0 BB: 1 S: 4 P: 8	R: 0 H: 1 E: 0 LOB: 1 K: 0 BB: 0 S: 4 P: 4	R: 1 H: 1 E: 0 LOB: 0 K: 0 BB: 0 S: 4 P: 4	R: 0 H: 0 E: 0 LOB: 0 K: 0 BB: 0 S: 3 P: 3	R: 0 H: 0 E: 0 LOB: 0 K: 1 BB: 0 S: 5 P: 5	R: 0 H: 0 E: 0 LOB: 0 K: 0 BB: 0 S: 3 P: 3

1B: 3 SF: 0 2B: 2 SAC: 0 3B: 0 DP: 0 HR: 1 HBP: 0

WP: 0 PA: 35 PB: 0 SB: 1 CS: 0

PITCHER	IP	WLS	BF	H	R	ER	SO	BB	IBB	HBP	BLK	WP	HR	S	P	ERA	WHIP
Jim Barr, R (1, 1) ERA: 3.43	9.0	W	35	6	1	1	3	2	0	0	0	0	1	39	47	1.00	0.889

PITCHER	IP	WLS	BF	H	R	ER	SO	BB	IBB	HBP	BLK	WP	HR	S	P	ERA	WHIP

Batter	1	2	3	4	5	6	7	8	9	AB	R	H	RBI	BB	SO	LOB
Larry Herndon, R (1, 8) OBP: 0.330, SLG: 0.362	F4		5-3		1B BB 1B		6-3			4	1	1	0	0	0	0
Darrell Evans, L (1, 5) OBP: 0.375, SLG: 0.411	L6		F9		BB BB 1-3 1B		G3			4	0	1	0	0	0	0
Jack Clark, R (1, 9) OBP: 0.366, SLG: 0.534	F7		L5		BBB 4-0 BB 1-2 BB		E 1B			3	1	1	0	1	0	0
Mike Ivie, R (1, 3) OBP: 0.357, SLG: 0.468		5-3		5-3	SSS 0-3 K		E5 1-H			4	0	0	0	0	1	3
Hector Cruz, R (1, 7) OBP: 0.291, SLG: 0.362		2B 2B		HR	BBBB 4-0 1-2 2-3 3-H BB		5-3			3	2	2	2	1	0	1
Marc Hill, R (1, 2) OBP: 0.322, SLG: 0.286		SSS 0-3 K		2B 1B	F4			4-3		4	0	1	0	0	1	4
Johnnie LeMaster, R (1, 6) OBP: 0.302, SLG: 0.351		WP 2-H 2B		1-H 2B		CS 1B		F9		4	0	3	1	0	0	0
Rob Andrews, R (1, 4) OBP: 0.323, SLG: 0.317		BBBB 4-0 WP BB		6-3		F8 1-2		1B		3	0	1	0	1	0	2
Jim Barr, R (1, 1) OBP: 0.116, SLG: 0.116		5-3 1-2 2-3			1-3	F9		SSS 0-3 K		4	0	0	0	0	1	3
Inning Stats	R: 0 E: 0 K: 0 S: 3 H: 0 LOB: 0 BB: 0 P: 3	R: 1 E: 0 K: 1 S: 7 H: 2 LOB: 2 BB: 1 P: 11	R: 0 E: 0 K: 0 S: 3 H: 0 LOB: 0 BB: 0 P: 3	R: 1 E: 0 K: 0 S: 5 H: 3 LOB: 1 BB: 0 P: 5	R: 1 E: 0 K: 1 S: 7 H: 2 LOB: 3 BB: 2 P: 15	R: 0 E: 0 K: 0 S: 3 H: 1 LOB: 0 BB: 0 P: 3	R: 1 E: 1 K: 0 S: 5 H: 1 LOB: 1 BB: 0 P: 5	R: 0 E: 0 K: 1 S: 6 H: 1 LOB: 1 BB: 0 P: 6		1B: 6 2B: 3 3B: 0 HR: 1	SF: 0 SAC: 0 DP: 0 HBP: 0					

PITCHER	IP	WLS	BF	H	R	ER	SO	BB	IBB	HBP	BLK	WP	HR	S	P	ERA	WHIP
Woodie Fryman, L (1, 1) ERA: 3.63	4.1	L	20	7	3	3	1	1	0	0	0	1	1	21	25	6.23	1.846
Wayne Twitchell, R (5, 1) ERA: 5.55	1.2		7	1	0	0	1	2	0	0	0	0	0	7	15	0.00	1.800
Mike Garman, R (7, 1) ERA: 5.28	2.0		9	2	1	0	1	0	0	0	0	0	0	11	11	0.00	1.000

PITCHER	IP	WLS	BF	H	R	ER	SO	BB	IBB	HBP	BLK	WP	HR	S	P	ERA	WHIP

BOTTOM

Montreal Expos @ San Francisco Giants

Candlestick Park, San Francisco, CA

Sat Aug 26 1978, 6:33 AM EDT

Att. 16,235 - Unknown

livebaseballscorecards.com

AB	33
R	4
H	10
RBI	3
BB	3
SO	3
LOB	13

1B: 6	SF: 0	WP: 1	PA: 36
2B: 3	SAC: 0	PB: 0	
3B: 0	DP: 0	SB: 0	
HR: 1	HBP: 0	CS: 1	

Batter	1	2	3	4	5	6	7	8	9	10	AB	R	H	RBI	BB	SO	LOB
Dave Cash, R (1, 4) OBP: 0.299, SLG: 0.317	B B B B 4-0 2B G3 BB		x 0-0 ① F9		x 0-0 ③ F9			x 0-0 ② 6-3 1-2		x 0-0 7-4 S 3-H 1B	4	1	1	1	1	0	2
Andre Dawson, R (1, 8) OBP: 0.310, SLG: 0.454	x 0-0 G3 1-3 2B		S S S 0-3 ② K			x 0-0 ① 6-3		x 0-0 ③ F9		H 1-0 1-2 HBP	4	0	1	0	0	1	1
Ellis Valentine, R (1, 9) OBP: 0.332, SLG: 0.487	B B B B 4-0 G3 BB		x 0-0 ③ F3			S S S 0-3 ② K			x 0-0 ① F3	x 0-0 ②③ 7-4 2-3f	4	0	0	0	1	1	2
Tony Perez, R (1, 3) OBP: 0.333, SLG: 0.443	x 0-0 ① G3 1-2 2-3 3-H			x 0-0 ① 4-3		S S S 0-3 ③ K			x 0-0 2B		4	0	1	1	0	1	2
Warren Cromartie, L (1, 7) OBP: 0.337, SLG: 0.415	S S S 0-3 ② K			x 0-0 ② 1-3			x 0-0 ① F5		x 0-0 ② F5		4	0	0	0	0	1	3
Gary Carter, R (1, 2) OBP: 0.333, SLG: 0.418	S S S 0-3 ③ K			x 0-0 ③ 4-3			x 0-0 ② 5-3		4-0 IBB		3	0	0	0	1	1	2
Larry Parrish, R (1, 5) OBP: 0.307, SLG: 0.440 Stan Papi, R (5, 5) OBP: 0.324, SLG: 0.340		x 0-0 ① 6-3			S S S 0-3 ① K		S S S 0-3 ③ K		x 0-0 ③ F8		2 2	0 0	0 0	0 0	0 0	1 1	0 2
Chris Speier, R (1, 6) OBP: 0.338, SLG: 0.341		x 0-0 ② F9			x 0-0 2B			x 0-0 6-3 1B		x 0-0 E8 SH5-4 1B	4	1	2	0	0	0	0
Ross Grimsley, L (1, 1) OBP: 0.184, SLG: 0.167		x 0-0 ③ 5-3			S S S 0-3 ② K			S S S 0-3 ① K		x 0-0 ① SH5-4 2-3	3	0	0	0	0	2	2
Inning Stats	R: 1 H: 1 E: 0 LOB: 2 K: 2 BB: 2 S: 8 P: 16	R: 0 H: 0 E: 0 LOB: 0 K: 0 BB: 0 S: 3 P: 3	R: 0 H: 0 E: 0 LOB: 0 K: 1 BB: 0 S: 5 P: 5	R: 0 H: 0 E: 0 LOB: 0 K: 0 BB: 0 S: 3 P: 3	R: 0 H: 1 E: 0 LOB: 1 K: 2 BB: 0 S: 8 P: 8	R: 0 H: 0 E: 0 LOB: 0 K: 2 BB: 0 S: 7 P: 7	R: 0 H: 0 E: 0 LOB: 0 K: 1 BB: 0 S: 5 P: 5	R: 0 H: 1 E: 0 LOB: 1 K: 1 BB: 0 S: 6 P: 6	R: 0 H: 1 E: 0 LOB: 2 K: 0 BB: 1 S: 4 P: 8	R: 1 H: 1 E: 1 LOB: 1 K: 0 BB: 0 S: 4 P: 5	1B: 2 SF: 0 2B: 4 SAC: 1 3B: 0 DP: 1 HR: 0 HBP: 1						

PITCHER		IP	WLS	BF	H	R	ER	SO	BB	IBB	HBP	BLK	WP	HR	S	P	ERA	WHIP
Vida Blue, L ERA: 2.58	(1, 1)	9.1	L	36	4	2	1	9	2	1	0	0	0	0	51	63	0.96	0.643
Randy Moffitt, R ERA: 3.3	(10, 1)	0.2		3	1	0	0	0	0	0	1	0	0	0	2	3	0.00	1.500

PITCHER	IP	WLS	BF	H	R	ER	SO	BB	IBB	HBP	BLK	WP	HR	S	P	ERA	WHIP

TOP

Montreal Expos @ San Francisco Giants

Candlestick Park, San Francisco, CA

Sun Aug 27 1978, 6:33 AM EDT

Unknown

livebaseballscorecards.com

AB	34
R	2
H	5
RBI	2
BB	3
SO	9
LOB	16

WP: 0 PA: 39
PB: 0
SB: 1
CS: 0

Montreal Expos @ San Francisco Giants

Candlestick Park, San Francisco, CA

Sun Aug 27 1978, 6:33 AM EDT

Unknown

livebaseballscorecards.com

Batter	1	2	3	4	5	6	7	8	9	10	AB	R	H	RBI	BB	SO	LOB
Larry Herndon, R (1, 8) OBP: 0.326, SLG: 0.358	S S S 0-3 ① K		x 0-0 ② F8		x 0-0 ② F8			x 0-0 ① F2		x 0-0 ③ 4-3	5	0	0	0	0	1	1
Darrell Evans, L (1, 5) OBP: 0.373, SLG: 0.407	x 0-0 ② G3		x 0-0 ③ F6		x 0-0 ③ G3			S S S 0-3 ② K			4	0	0	0	0	1	1
Jack Clark, R (1, 9) OBP: 0.366, SLG: 0.531	x 0-0 ③ 6-3			B B B B 4-0 1B BB G6-4-3 BB		S S S 0-3 ① K		x 0-0 ③ 6-3			3	1	0	0	1	1	0
Mike Ivie, R (1, 3) OBP: 0.359, SLG: 0.471 Jim Dwyer, L (9, PR) OBP: 0.333, SLG: 0.345 (10, 3)		x 0-0 ① F7		B B B B 4-0 G6-4-3 1B 1-2 BB		x 0-0 ② 6-3			x 0-0 G5-3 2B		3 0	0 0	1 0	0 0	1 0	0 0	0 0
Hector Cruz, R (1, 7) OBP: 0.300, SLG: 0.364		B B B B 4-0 1B BB		x 0-0 G6-4-3 1-2 2-3 1B		x 0-0 ③ F8			4-0 IBB		2	0	1	0	2	0	0
Marc Hill, R (1, 2) OBP: 0.318, SLG: 0.282		x 0-0 ② F9		x 0-0 ① ② G6-4-3 1-2f 2-3 3-H			x 0-0 ① F9		x 0-0 ① B2		4	0	0	0	0	0	5
Johnnie LeMaster, R (1, 6) OBP: 0.301, SLG: 0.349 Randy Moffitt, R (10, 1) OBP: 0.250, SLG: 0.143		x 0-0 FC4-6 1-2 1B		x 0-0 ③ 5-3			x 0-0 ② 1-3		x 0-0 ② ③ G5-3 2-3f		4 0	0 0	1 0	0 0	0 0	0 0	3 0
Rob Andrews, R (1, 4) OBP: 0.321, SLG: 0.315		x 0-0 ③ FC4-6 1-2f			x 0-0 ① 5-3		x 0-0 1B			x 0-0 ① 6-3	4	0	1	0	0	0	2
Vida Blue, S (1, 1) OBP: 0.238, SLG: 0.149 Roger Metzger, S (10, 6) OBP: 0.295, SLG: 0.286			x 0-0 ① F6		B B B B 4-0 BB		x 0-0 ③ G3			x 0-0 ② 5-3	2 1	0 0	0 0	0 0	1 0	0 0	1 0
Inning Stats	R: 0 H: 0 E: 0 LOB: 0 K: 1 BB: 0 S: 5 P: 5	R: 0 H: 1 E: 0 LOB: 2 K: 0 BB: 1 S: 4 P: 8	R: 0 H: 0 E: 0 LOB: 0 K: 0 BB: 0 S: 3 P: 3	R: 1 H: 1 E: 0 LOB: 1 K: 0 BB: 2 S: 3 P: 11	R: 0 H: 0 E: 0 LOB: 1 K: 0 BB: 1 S: 3 P: 7	R: 0 H: 0 E: 0 LOB: 0 K: 1 BB: 0 S: 5 P: 5	R: 0 H: 1 E: 0 LOB: 1 K: 0 BB: 0 S: 4 P: 4	R: 0 H: 0 E: 0 LOB: 0 K: 1 BB: 0 S: 5 P: 5	R: 0 H: 1 E: 0 LOB: 2 K: 0 BB: 1 S: 3 P: 7	R: 0 H: 0 E: 0 LOB: 0 K: 0 BB: 0 S: 3 P: 3	1B: 3 SF: 0 2B: 1 SAC: 0 3B: 0 DP: 2 HR: 0 HBP: 0						

BOTTOM

AB	32
R	1
H	4
RBI	0
BB	5
SO	3
LOB	13

WP: 0 PA: 37
PB: 0
SB: 0
CS: 0

PITCHER		IP	WLS	BF	H	R	ER	SO	BB	IBB	HBP	BLK	WP	HR	S	P	ERA	WHIP
Ross Grimsley, L ERA: 3.18	(1, 1)	10.0	W	37	4	1	1	3	4	1	0	0	0	0	38	58	0.90	0.800

PITCHER	IP	WLS	BF	H	R	ER	SO	BB	IBB	HBP	BLK	WP	HR	S	P	ERA	WHIP

Batter	1	2	3	4	5	6	7	8	9	AB	R	H	RBI	BB	SO	LOB
Dave Cash, R (1, 4) OBP: 0.297, SLG: 0.314	6-3		F4			4-3		6-3		4	0	0	0	0	0	1
Pepe Frias, R (8, 4) OBP: 0.286, SLG: 0.615										0	0	0	0	0	0	0
Tom Hutton, L (1, 3) OBP: 0.327, SLG: 0.321	G3			F8			HBP 1B 1B		2B 2B 1B	4	1	2	0	0	0	0
Andre Dawson, R (1, 8) OBP: 0.309, SLG: 0.455	1-3			F8			K		1-3 2B	4	1	1	0	0	1	1
Ellis Valentine, R (1, 9) OBP: 0.329, SLG: 0.483		6-3		F5			K		K	4	0	0	0	0	2	3
Warren Cromartie, L (1, 7) OBP: 0.337, SLG: 0.414		F9			F7		HBP 1-2 1B		K	3	0	1	0	0	0	0
Darold Knowles, L (7, 1) OBP: 0.200, SLG: 0.200										0	0	0	0	0	0	0
Gary Carter, R (9, PH) OBP: 0.332, SLG: 0.417										1	0	0	0	0	1	2
Stan Papi, R (1, 5) OBP: 0.330, SLG: 0.350		K			6-3		1-2 2-3 HBP		2-H 3-H 2B	3	0	1	2	0	1	0
Ed Herrmann, L (1, 2) OBP: 0.187, SLG: 0.169			K		F7		F2		K	4	0	0	0	0	2	4
Chris Speier, R (1, 6) OBP: 0.336, SLG: 0.338			G3			F9		F7		3	0	0	0	0	0	0
Scott Sanderson, R (1, 1) OBP: 0.500, SLG: 0.500			1B			1-3		K		1	0	1	0	0	0	0
Del Unser, L (6, PH) OBP: 0.297, SLG: 0.283										1	0	0	0	0	0	0
Gerry Pirtle, R (6, 1)										0	0	0	0	0	0	0
Sam Mejias, R (7, 7) OBP: 0.189, SLG: 0.143										1	0	0	0	0	1	0
Inning Stats	R: 0 E: 0 K: 0 S: 3 H: 0 LOB: 0 BB: 0 P: 3	R: 0 E: 0 K: 1 S: 5 H: 0 LOB: 0 BB: 0 P: 5	R: 0 E: 0 K: 1 S: 6 H: 1 LOB: 1 BB: 0 P: 6	R: 0 E: 0 K: 0 S: 3 H: 0 LOB: 0 BB: 0 P: 3	R: 0 E: 0 K: 0 S: 3 H: 0 LOB: 0 BB: 0 P: 3	R: 0 E: 0 K: 0 S: 3 H: 0 LOB: 0 BB: 0 P: 3	R: 0 E: 0 K: 2 S: 9 H: 2 LOB: 3 BB: 0 P: 10	R: 0 E: 0 K: 1 S: 5 H: 0 LOB: 0 BB: 0 P: 5	R: 2 E: 0 K: 3 S: 12 H: 3 LOB: 1 BB: 0 P: 12	1B: 4 2B: 2 3B: 0 HR: 0 SF: 0 SAC: 0 DP: 0 HBP: 1	WP: 0 PB: 0 SB: 0 CS: 0 PA: 34					

PITCHER	IP	WLS	BF	H	R	ER	SO	BB	IBB	HBP	BLK	WP	HR	S	P	ERA	WHIP
Ed Halicki, R (1, 1) ERA: 2.77	9.0	W	34	6	2	2	8	0	0	1	0	0	0	49	50	2.00	0.667

PITCHER	IP	WLS	BF	H	R	ER	SO	BB	IBB	HBP	BLK	WP	HR	S	P	ERA	WHIP

TOP

Montreal Expos @ San Francisco Giants

Candlestick Park, San Francisco, CA

Sun Aug 27 1978, 6:38 AM EDT

Att. 28,633 - Unknown

livebaseballscorecards.com

AB	33
R	2
H	6
RBI	2
BB	0
SO	8
LOB	11

Batter	1	2	3	4	5	6	7	8	9	AB	R	H	RBI	BB	SO	LOB
Bill Madlock, R (1, 4) OBP: 0.381, SLG: 0.493 Rob Andrews, R (7, 4) OBP: 0.320, SLG: 0.313	B B B B 4-0 HR BB	x 0-0 ③ FC5 2-3f		x 0-0 ② F3		x 0-0 HR 1B 1-3 2-H	x 0-0 ② F9			3 2 1 1 1 0 3 1 0 0 0 0 0 0						
Jim Dwyer, L (1, 8) OBP: 0.335, SLG: 0.360 (7, 9)	x 0-0 HR 1-H		B B B B 4-0 S 6-3 2B BB	S S S 0-3 ③ K		x 0-0 ② F8	x 0-0 ③ F9			4 2 1 2 1 1 3						
Jack Clark, R (1, 9) OBP: 0.367, SLG: 0.539 Larry Herndon, R (7, 8) OBP: 0.325, SLG: 0.357	x 0-0 ① F5		x 0-0 ① 6-3 1-2		x 0-0 2B	x 0-0 HR 1-H 3-H		S S S 0-3 ① K		4 1 2 3 0 0 1 1 0 0 0 0 1 0						
Darrell Evans, L (1, 5) OBP: 0.372, SLG: 0.406 Hector Cruz, R (7, 5) OBP: 0.303, SLG: 0.364	x 0-0 ② F5		x 0-0 ② F8 2-3		x 0-0 ① F7	x 0-0 HR 1B		B B B B 4-0 BB 1B BB		4 1 1 0 0 0 2 0 0 0 0 1 0 0						
Mike Ivie, R (1, 3) OBP: 0.363, SLG: 0.481	x 0-0 ③ F3		B B B B 4-0 2B BB		x 0-0 ② F9	x 0-0 HR 1-H		B B B B 4-0 1B BB 1-2		3 2 1 2 2 0 1						
Terry Whitfield, L (1, 7) OBP: 0.351, SLG: 0.423		x 0-0 ① 1B	x 0-0 2B 1-H 3-H		x 0-0 ③ F8	x 0-0 2B 1B		x 0-0 ② 1B 1-3 2-H		5 1 4 2 0 0 1						
John Tamargo, S (1, 2) OBP: 0.394, SLG: 0.340	B B B B 4-0 FC5 1B BB		x 0-0 ③ F3			x 0-0 FC5-6 E 1B 1-H 2B		x 0-0 ③ 5-3		4 0 2 1 1 0 3						
Roger Metzger, S (1, 6) OBP: 0.291, SLG: 0.282	x 0-0 ② F6			S S S 0-3 ① K		x 0-0 E1 FC5-6 1B 1-2 4-3				4 1 0 0 0 1 3						
Ed Halicki, R (1, 1) OBP: 0.170, SLG: 0.154	x 0-0 1B 1-2			x 0-0 1B		x 0-0 ① FC5-6 1B HR 1-2 2-3f	x 0-0 ① 5-3			4 1 2 0 0 0 2						
Inning Stats	R: 2 H: 1 E: 0 LOB: 0 K: 0 BB: 1 S: 4 P: 8	R: 0 H: 2 E: 0 LOB: 2 K: 0 BB: 1 S: 4 P: 8	R: 2 H: 1 E: 0 LOB: 1 K: 0 BB: 2 S: 4 P: 12	R: 0 H: 1 E: 0 LOB: 1 K: 2 BB: 0 S: 8 P: 8	R: 0 H: 1 E: 0 LOB: 1 K: 0 BB: 0 S: 4 P: 4	R: 7 H: 7 E: 1 LOB: 1 K: 0 BB: 0 S: 11 P: 11	R: 0 H: 0 E: 0 LOB: 0 K: 0 BB: 0 S: 3 P: 3	R: 0 H: 1 E: 0 LOB: 2 K: 1 BB: 2 S: 5 P: 13		1B: 8 SF: 0 2B: 3 SAC: 0 3B: 0 DP: 0 HR: 3 HBP: 0						

PITCHER		IP	WLS	BF	H	R	ER	SO	BB	IBB	HBP	BLK	WP	HR	S	P	ERA	WHIP
Scott Sanderson, R ERA: 3.26	(1, 1)	5.0	L	24	6	4	4	2	4	0	0	0	0	1	24	40	7.20	2.000
Gerry Pirtle, R ERA: 4.76	(6, 1)	1.0		11	7	7	0	0	0	0	0	0	0	2	11	11	0.00	7.000
Darold Knowles, L ERA: 2.39	(7, 1)	2.0		8	1	0	0	1	2	0	0	0	0	0	8	16	0.00	1.500

PITCHER	IP	WLS	BF	H	R	ER	SO	BB	IBB	HBP	BLK	WP	HR	S	P	ERA	WHIP

BOTTOM

Montreal Expos @ San Francisco Giants

Candlestick Park, San Francisco, CA

Sun Aug 27 1978, 6:38 AM EDT

Att. 28,633 - Unknown

livebaseballscorecards.com

AB	37
R	11
H	14
RBI	11
BB	6
SO	3
LOB	19

Batter	1	2	3	4	5	6	7	8	9	AB	R	H	RBI	BB	SO	LOB
Dave Cash, R (1, 4) OBP: 0.295, SLG: 0.312	0-0 ① 6-3			0-0 ① 4-3		0-0 ③ F9		0-0 ③ F9		4	0	0	0	0	0	1
Andre Dawson, R (1, 8) OBP: 0.307, SLG: 0.451	0-3 ② K			0-3 ② K			0-0 ① F9		0-0 ① 4-3	4	0	0	0	0	2	0
Ellis Valentine, R (1, 9) OBP: 0.327, SLG: 0.479	0-0 ③ 4-3			0-3 ③ K			0-0 ② F2		0-0 ② F2	4	0	0	0	0	1	0
Tony Perez, R (1, 3) OBP: 0.332, SLG: 0.441 Tom Hutton, L (5, 3) OBP: 0.329, SLG: 0.323		0-0 ① 6-3			0-0 ① P4		0-0 BB 1B		0-0 ③ P3	2 2	0 0	0 1	0 0	0 0	0 0	0 0
Warren Cromartie, L (1, 7) OBP: 0.339, SLG: 0.415		0-0 CS 1B			0-0 ② F8		B B B B 4-0 1-2 BB			2	0	1	0	1	0	0
Gary Carter, R (1, 2) OBP: 0.332, SLG: 0.417		0-0 ②③ F8 1-2			0-0 FC6-4 1B		0-0 ③ G3			3	0	1	0	0	0	3
Larry Parrish, R (1, 5) OBP: 0.307, SLG: 0.439			0-0 ① 5-3		0-0 ③ FC6-4 1-2f			0-0 1B		3	0	1	0	0	0	1
Chris Speier, R (1, 6) OBP: 0.333, SLG: 0.336			0-0 ② F9			0-0 ① P6		0-0 ① F9		3	0	0	0	0	0	1
Steve Rogers, R (1, 1) OBP: 0.149, SLG: 0.113 Del Unser, L (8, PH) OBP: 0.296, SLG: 0.281 Stan Bahnsen, R (8, 1) OBP: 0.111, SLG: 0.111			0-0 ③ F7			0-0 ② 4-3		0-0 ② F3		2 1 0	0 0 0	0 0 0	0 0 0	0 0 0	0 0 0	0 1 0
Inning Stats	R: 0 E: 0 K: 1 S: 5 H: 0 LOB: 0 BB: 0 P: 5	R: 0 E: 0 K: 0 S: 3 H: 1 LOB: 0 BB: 0 P: 3	R: 0 E: 0 K: 0 S: 3 H: 0 LOB: 0 BB: 0 P: 3	R: 0 E: 0 K: 2 S: 7 H: 0 LOB: 0 BB: 0 P: 7	R: 0 E: 0 K: 0 S: 4 H: 1 LOB: 1 BB: 0 P: 4	R: 0 E: 0 K: 0 S: 3 H: 0 LOB: 0 BB: 0 P: 3	R: 0 E: 0 K: 0 S: 4 H: 1 LOB: 2 BB: 1 P: 8	R: 0 E: 0 K: 0 S: 4 H: 1 LOB: 1 BB: 0 P: 4	R: 0 E: 0 K: 0 S: 3 H: 0 LOB: 0 BB: 0 P: 3	1B: 4 2B: 0 3B: 0 HR: 0 SF: 0 SAC: 0 DP: 0 HBP: 0						

PITCHER	IP	WLS	BF	H	R	ER	SO	BB	IBB	HBP	BLK	WP	HR	S	P	ERA	WHIP
Burt Hooton, R (1, 1) ERA: 2.79	9.0	W	31	4	0	0	3	1	0	0	0	0	0	36	40	0.00	0.556

PITCHER	IP	WLS	BF	H	R	ER	SO	BB	IBB	HBP	BLK	WP	HR	S	P	ERA	WHIP

TOP

Montreal Expos @ Los Angeles Dodgers

Dodger Stadium, Los Angeles, CA

Mon Aug 28 1978, 7:05 PM PDT

Att. 30,984 - Unknown

livebaseballscorecards.com

AB	30
R	0
H	4
RBI	0
BB	1
SO	3
LOB	7

WP: 0 PB: 0 SB: 0 CS: 1 PA: 31

Batter	1	2	3	4	5	6	7	8	9	AB	R	H	RBI	BB	SO	LOB
Davey Lopes, R (1, 8) (8, 4) OBP: 0.357, SLG: 0.419	F8		6-3		F5		HR 2-H			4	1	1	2	0	0	2
Bill Russell, R (1, 6) OBP: 0.304, SLG: 0.348	E 1B		5-3		FC6-4 1-2f		2B			4	0	2	0	0	0	2
Reggie Smith, S (1, 9) OBP: 0.389, SLG: 0.590	F9			F7	K	K				4	0	0	0	0	2	2
Steve Garvey, R (1, 3) OBP: 0.333, SLG: 0.477	E5 1-2			1B	2B			4-3		4	0	2	0	0	0	1
Ron Cey, R (1, 5) OBP: 0.374, SLG: 0.435	F7			K	5-3			HR 1B		4	1	1	0	0	1	4
Lee Lacy, R (1, 4) (8, 7) OBP: 0.352, SLG: 0.554		5-3		F8	6-3			1-H HR		4	1	1	2	0	0	2
Joe Ferguson, R (1, 7) OBP: 0.349, SLG: 0.383		F9			BB FC3-5 1B		SH1-4 HR 1B	E5 FC6-4		2	1	1	0	1	0	0
Steve Yeager, R (8, 2) OBP: 0.302, SLG: 0.260										1	0	0	0	0	0	0
Johnny Oates, L (1, 2) OBP: 0.358, SLG: 0.323		F7			FC3-5 1-2 1B		F8	FC6-4 1-2f		3	0	1	0	0	0	1
Bill North, S (8, 8) OBP: 0.371, SLG: 0.283										1	0	0	0	0	0	1
Burt Hooton, R (1, 1) OBP: 0.237, SLG: 0.170			6-3		FC3-5 FC6-4 1-2 2-3f		SH1-4 1-2	P4		3	0	0	0	0	0	3
Inning Stats	R: 0 E: 1 K: 0 S: 5 H: 1 LOB: 2 BB: 0 P: 5	R: 0 E: 0 K: 0 S: 3 H: 0 LOB: 0 BB: 0 P: 3	R: 0 E: 0 K: 0 S: 3 H: 0 LOB: 0 BB: 0 P: 3	R: 0 E: 0 K: 1 S: 6 H: 1 LOB: 1 BB: 0 P: 6	R: 0 E: 0 K: 0 S: 4 H: 1 LOB: 2 BB: 1 P: 8	R: 0 E: 0 K: 1 S: 6 H: 1 LOB: 1 BB: 0 P: 6	R: 2 E: 0 K: 1 S: 8 H: 3 LOB: 1 BB: 0 P: 8	R: 2 E: 1 K: 0 S: 6 H: 2 LOB: 1 BB: 0 P: 6		1B: 5 2B: 2 3B: 0 HR: 2	SF: 0 SAC: 1 DP: 0 HBP: 0						

BOTTOM

Montreal Expos @ Los Angeles Dodgers

Dodger Stadium, Los Angeles, CA

Mon Aug 28 1978, 7:05 PM PDT

Att. 30,984 - Unknown

livebaseballscorecards.com

AB	34
R	4
H	9
RBI	4
BB	1
SO	3
LOB	18

WP: 0 PB: 0 SB: 0 CS: 0 PA: 36

PITCHER		IP	WLS	BF	H	R	ER	SO	BB	IBB	HBP	BLK	WP	HR	S	P	ERA	WHIP
Steve Rogers, R ERA: 2.47	(1, 1)	7.0	L	30	7	2	2	3	1	0	0	0	0	1	35	39	2.57	1.143
Stan Bahnsen, R ERA: 3.98	(8, 1)	1.0		6	2	2	2	0	0	0	0	0	0	1	6	6	18.00	2.000

PITCHER	IP	WLS	BF	H	R	ER	SO	BB	IBB	HBP	BLK	WP	HR	S	P	ERA	WHIP

Batter	1	2	3	4	5	6	7	8	9	AB	R	H	RBI	BB	SO	LOB
Dave Cash, R (1, 4) OBP: 0.294, SLG: 0.311	F9		FC6-5 SH5-4 1B		6-3		K		G3	5	0	1	0	0	1	0
Sam Mejias, R (1, 7) OBP: 0.220, SLG: 0.205	6-3		SH5-4 1-2		2B		1B		6-3	4	0	2	0	0	0	0
Andre Dawson, R (1, 8) OBP: 0.305, SLG: 0.447	6-3		FC6-5 E 2-3		6-3		K			4	0	0	0	0	1	3
Ellis Valentine, R (1, 9) OBP: 0.326, SLG: 0.478		F8 E 6-3 1B	E4 1-2			1-3	L4			4	1	1	0	0	0	2
Warren Cromartie, L (1, 3) OBP: 0.338, SLG: 0.412		E4 S F8 1-2	4-3			BB BB BB		4-3		3	0	0	0	1	0	3
Gary Carter, R (1, 2) OBP: 0.331, SLG: 0.415		F8 1-2 2-3		G6-4-3 1B		K		6-3		4	0	1	0	0	1	3
Larry Parrish, R (1, 5) OBP: 0.309, SLG: 0.439		6-3 3-H		G6-4-3 1-2f		BB 1-2 BB		1B		3	0	1	1	1	0	2
Chris Speier, R (1, 6) OBP: 0.335, SLG: 0.334		S IBB		K		FC6-4 1-2 2-3 BB		F9		2	0	0	0	2	1	1
Hal Dues, R (1, 1) OBP: 0.194, SLG: 0.194		K 1-2 2-3			K	FC6-4 1-2f			1-3	2	0	0	0	0	2	2
Wayne Twitchell, R (5, 1) OBP: 0.167, SLG: 0.091										0	0	0	0	0	0	0
Stan Papi, R (6, PH) OBP: 0.328, SLG: 0.346										1	0	0	0	0	0	3
Mike Garman, R (6, 1)										0	0	0	0	0	0	0
Pepe Frias, R (9, PH) OBP: 0.267, SLG: 0.571										1	0	0	0	0	0	0
Inning Stats	R: 0 E: 0 K: 0 S: 3 H: 0 LOB: 0 BB: 0 P: 3	R: 1 E: 1 K: 1 S: 7 H: 1 LOB: 2 BB: 1 P: 11	R: 0 E: 1 K: 0 S: 5 H: 1 LOB: 2 BB: 0 P: 5	R: 0 E: 0 K: 1 S: 5 H: 1 LOB: 0 BB: 0 P: 5	R: 0 E: 0 K: 1 S: 6 H: 1 LOB: 1 BB: 0 P: 6	R: 0 E: 0 K: 1 S: 5 H: 0 LOB: 3 BB: 3 P: 17	R: 0 E: 0 K: 2 S: 8 H: 1 LOB: 1 BB: 0 P: 8	R: 0 E: 0 K: 0 S: 4 H: 1 LOB: 1 BB: 0 P: 4	R: 0 E: 0 K: 0 S: 3 H: 0 LOB: 0 BB: 0 P: 3	1B: 5 2B: 1 3B: 0 HR: 0 SF: 0 SAC: 1 DP: 1 HBP: 0						

PITCHER	IP	WLS	BF	H	R	ER	SO	BB	IBB	HBP	BLK	WP	HR	S	P	ERA	WHIP
Tommy John, L (1, 1) ERA: 3.18	9.0	W	38	6	1	0	6	3	1	0	0	0	0	46	62	0.00	1.000

PITCHER	IP	WLS	BF	H	R	ER	SO	BB	IBB	HBP	BLK	WP	HR	S	P	ERA	WHIP

TOP

Montreal Expos @ Los Angeles Dodgers

Dodger Stadium, Los Angeles, CA

Tue Aug 29 1978, 7:05 PM PDT

Att. 37,179 - Unknown

livebaseballscorecards.com

AB	33
R	1
H	6
RBI	1
BB	4
SO	6
LOB	19

WP: 0 PB: 0 SB: 2 CS: 0 PA: 38

Batter	1	2	3	4	5	6	7	8	9	AB	R	H	RBI	BB	SO	LOB
Davey Lopes, R (1, 8) (7, 4) OBP: 0.357, SLG: 0.418	F4		FC5 3-H		6-3 S SF7 1B		5-3			4	1	1	0	0	0	2
Bill Russell, R (1, 6) OBP: 0.302, SLG: 0.345	F6		F8		6-3 1-3		6-3			4	0	0	0	0	0	3
Reggie Smith, S (1, 9) OBP: 0.392, SLG: 0.589	K			FC1-6 BB	SF7 BB		2B 1B			2	0	1	0	2	1	0
Steve Garvey, R (1, 3) OBP: 0.332, SLG: 0.478		6-3		FC1-6 1-2f HR 1B	SF7 1-2 3-H		1-3 2B			3	1	1	1	0	0	1
Ron Cey, R (1, 5) OBP: 0.375, SLG: 0.434 Ted Martinez, R (8, 5) OBP: 0.300, SLG: 0.270		F7		HR 1-2 1B	BB		F9			3 0	1 0	1 0	0 0	1 0	0 0	2 0
Lee Lacy, R (1, 4) (7, 7) OBP: 0.345, SLG: 0.543		6-3		P4	5-3			5-3		4	0	0	0	0	0	4
Joe Ferguson, R (1, 7) (7, 2) OBP: 0.353, SLG: 0.394			E 1B FC5 BB	HR 1-H 2-H		L7		BB		2	1	1	3	2	0	0
Johnny Oates, L (1, 2) OBP: 0.371, SLG: 0.338 Bill North, S (7, 8) OBP: 0.370, SLG: 0.282		E3 1-3 1B		1B		P6		K		3 1	0 0	2 0	0 0	0 0	0 1	0 1
Tommy John, R (1, 1) OBP: 0.172, SLG: 0.164		P4		K		K		K		4	0	0	0	0	3	4
Inning Stats	R: 0 H: 0 E: 0 LOB: 0 K: 1 BB: 0 S: 5 P: 5	R: 0 H: 0 E: 0 LOB: 0 K: 0 BB: 0 S: 3 P: 3	R: 0 H: 1 E: 1 LOB: 2 K: 0 BB: 1 S: 4 P: 8	R: 3 H: 3 E: 0 LOB: 1 K: 1 BB: 1 S: 8 P: 12	R: 1 H: 1 E: 0 LOB: 2 K: 0 BB: 2 S: 4 P: 12	R: 0 H: 0 E: 0 LOB: 0 K: 1 BB: 0 S: 5 P: 5	R: 0 H: 2 E: 0 LOB: 2 K: 0 BB: 0 S: 5 P: 5	R: 0 H: 0 E: 0 LOB: 1 K: 2 BB: 1 S: 7 P: 11		1B: 5 SF: 1 2B: 1 SAC: 0 3B: 0 DP: 0 HR: 1 HBP: 0						

PITCHER		IP	WLS	BF	H	R	ER	SO	BB	IBB	HBP	BLK	WP	HR	S	P	ERA	WHIP
Hal Dues, R ERA: 2.36	(1, 1)	4.2	L	23	5	4	4	2	4	0	0	0	0	1	23	39	7.71	1.929
Wayne Twitchell, R ERA: 5.53	(5, 1)	0.1		1	0	0	0	0	0	0	0	0	0	0	1	1	0.00	0.000
Mike Garman, R ERA: 5.02	(6, 1)	3.0		12	2	0	0	3	1	0	0	0	0	0	17	21	0.00	1.000

PITCHER	IP	WLS	BF	H	R	ER	SO	BB	IBB	HBP	BLK	WP	HR	S	P	ERA	WHIP

BOTTOM

Montreal Expos @ Los Angeles Dodgers

Dodger Stadium, Los Angeles, CA

Tue Aug 29 1978, 7:05 PM PDT

Att. 37,179 - Unknown

livebaseballscorecards.com

AB	30
R	4
H	7
RBI	4
BB	5
SO	5
LOB	17

Batter	1	2	3	4	5	6	7	8	9	AB	R	H	RBI	BB	SO	LOB
Dave Cash, R (1, 4) OBP: 0.294, SLG: 0.310	G6-4-3 1B		K		L1			L6		4	0	1	0	0	1	2
Pepe Frias, R (8, 4) OBP: 0.267, SLG: 0.571										0	0	0	0	0	0	0
Tom Hutton, L (1, 3) OBP: 0.332, SLG: 0.327	G6-4-3 1-2f		1-2 2-H 1B		K			5-3 1B		4	0	2	1	0	1	1
Andre Dawson, R (1, 8) OBP: 0.302, SLG: 0.444	F7		K		K			5-3 1-2		4	0	0	0	0	2	3
Ellis Valentine, R (1, 9) OBP: 0.324, SLG: 0.474		F3	K			6-3		4-3		4	0	0	0	0	1	3
Warren Cromartie, L (1, 7) OBP: 0.336, SLG: 0.409		G3		1-3		K			6-3	4	0	0	0	0	1	0
Gary Carter, R (1, 2) OBP: 0.333, SLG: 0.413		F8		BB 2B		5-3			BB S 1B	2	1	0	0	2	0	0
Larry Parrish, R (1, 5) OBP: 0.310, SLG: 0.441			1B E 1B	1-H 2B			F2		F7 1-2	4	1	2	1	0	0	1
Chris Speier, R (1, 6) OBP: 0.336, SLG: 0.336			E 1-3 1B 1B	F8			L1		2-H 1B	4	1	2	0	0	0	1
Dan Schatzeder, L (1, 1) OBP: 0.278, SLG: 0.400			E4 1-2 3-H 1B	6-3			K			3	0	0	1	0	1	2
Stan Bahnsen, R (7, 1) OBP: 0.111, SLG: 0.111										0	0	0	0	0	0	0
Wayne Twitchell, R (8, 1) OBP: 0.167, SLG: 0.091										0	0	0	0	0	0	0
Inning Stats	R: 0 H: 1 E: 0 LOB: 0 K: 0 BB: 0 S: 3 P: 3	R: 0 H: 0 E: 0 LOB: 0 K: 0 BB: 0 S: 3 P: 3	R: 2 H: 3 E: 1 LOB: 2 K: 3 BB: 0 S: 13 P: 13	R: 1 H: 1 E: 0 LOB: 1 K: 0 BB: 1 S: 4 P: 8	R: 0 H: 0 E: 0 LOB: 0 K: 2 BB: 0 S: 7 P: 7	R: 0 H: 0 E: 0 LOB: 0 K: 1 BB: 0 S: 5 P: 5	R: 0 H: 0 E: 0 LOB: 0 K: 1 BB: 0 S: 5 P: 5	R: 0 H: 1 E: 0 LOB: 1 K: 0 BB: 0 S: 4 P: 4	R: 0 H: 1 E: 0 LOB: 1 K: 0 BB: 1 S: 3 P: 7	1B: 6 SF: 0 2B: 1 SAC: 0 3B: 0 DP: 1 HR: 0 HBP: 0						WP: 0 PA: 35 PB: 0 SB: 1 CS: 0	

TOP

Montreal Expos @ Los Angeles Dodgers

Dodger Stadium, Los Angeles, CA

Wed Aug 30 1978, 7:05 PM PDT

Att. 41,469 - Unknown

livebaseballscorecards.com

AB	33
R	3
H	7
RBI	3
BB	2
SO	7
LOB	13

PITCHER		IP	WLS	BF	H	R	ER	SO	BB	IBB	HBP	BLK	WP	HR	S	P	ERA	WHIP
Don Sutton, R ERA: 3.58	(1, 1)	7.0		27	5	3	2	7	1	0	0	0	0	0	40	44	2.57	0.857
Charlie Hough, R ERA: 2.82	(8, 1)	2.0	W	8	2	0	0	0	1	0	0	0	0	0	7	11	0.00	1.500

PITCHER		IP	WLS	BF	H	R	ER	SO	BB	IBB	HBP	BLK	WP	HR	S	P	ERA	WHIP

Batter	1	2	3	4	5	6	7	8	9	AB	R	H	RBI	BB	SO	LOB
Davey Lopes, R (1, 4) OBP: 0.353, SLG: 0.413	F7		5-3		F5		FC6-4 1-2f		F8	5	0	0	0	0	0	5
Bill North, S (1, 8) OBP: 0.373, SLG: 0.287	F3		4-3			G5-4-3 1B		HR	E 1B	5	2	3	0	0	0	1
Reggie Smith, S (1, 9) OBP: 0.394, SLG: 0.596	F8			4-3		1-2 G5-4-3		1-H HR	1-2 1B IBB	4	1	2	2	1	0	0
Steve Garvey, R (1, 3) OBP: 0.331, SLG: 0.476		5-3		SSS K		G5-4-3 1-2f 2-3		F7	1-2 2-H 1B	5	0	1	1	0	1	2
Ron Cey, R (1, 5) OBP: 0.374, SLG: 0.439		5-3		SSS K		5-3		HR		4	1	1	1	0	1	1
Lee Lacy, R (1, 7) OBP: 0.348, SLG: 0.537		BBB 4-0 BB			5-3		BBB 4-0 1B BB	4-3		2	0	0	0	2	0	0
Joe Ferguson, R (1, 2) OBP: 0.355, SLG: 0.394		L7			G3		1-2 FC6-4 1B	BBBB 4-0 FC6-4 BB		3	0	1	0	1	0	1
Ted Martinez, R (8, PR) OBP: 0.300, SLG: 0.270										0	0	0	0	0	0	0
Steve Yeager, R (9, 2) OBP: 0.302, SLG: 0.260										0	0	0	0	0	0	0
Bill Russell, R (1, 6) OBP: 0.304, SLG: 0.346			SH3-4 1B		BB 1B		P4	FC6-4 1-2f		4	0	2	0	0	0	3
Don Sutton, R (1, 1) OBP: 0.159, SLG: 0.102			SH3-4 1-2		BBB 4-0 1-2 BB		SSS 0-3 K		P5	0	0	0	0	1	0	0
Vic Davalillo, L (7, PH) OBP: 0.333, SLG: 0.394										1	0	0	0	0	1	2
Charlie Hough, R (8, 1) OBP: 0.333, SLG: 0.417										0	0	0	0	0	0	0
Johnny Oates, L (9, PH) OBP: 0.366, SLG: 0.333										1	0	0	0	0	0	0
Inning Stats	R: 0 E: 0 K: 0 S: 3 H: 0 LOB: 0 BB: 0 P: 3	R: 0 E: 0 K: 0 S: 3 H: 0 LOB: 1 BB: 1 P: 7	R: 0 E: 0 K: 0 S: 4 H: 1 LOB: 1 BB: 0 P: 4	R: 0 E: 0 K: 2 S: 7 H: 0 LOB: 0 BB: 0 P: 7	R: 0 E: 0 K: 0 S: 4 H: 1 LOB: 2 BB: 1 P: 8	R: 0 E: 0 K: 0 S: 4 H: 2 LOB: 1 BB: 0 P: 4	R: 0 E: 0 K: 1 S: 6 H: 1 LOB: 2 BB: 1 P: 10	R: 3 E: 0 K: 0 S: 6 H: 3 LOB: 1 BB: 1 P: 10	R: 1 E: 1 K: 0 S: 4 H: 2 LOB: 2 BB: 1 P: 8	1B: 8 2B: 0 3B: 0 HR: 2	SF: 0 SAC: 1 DP: 1 HBP: 0						

PITCHER	IP	WLS	BF	H	R	ER	SO	BB	IBB	HBP	BLK	WP	HR	S	P	ERA	WHIP
Dan Schatzeder, L (1, 1) ERA: 2.24	6.0		24	4	0	0	2	3	0	0	0	0	0	25	37	0.00	1.167
Stan Bahnsen, R (7, 1) ERA: 4.33	1.1		8	4	3	3	1	0	0	0	0	0	2	10	10	20.25	3.000
Wayne Twitchell, R (8, 1) ERA: 5.55	1.1	L	8	2	1	1	0	1	1	0	0	0	0	6	14	6.75	2.250

PITCHER	IP	WLS	BF	H	R	ER	SO	BB	IBB	HBP	BLK	WP	HR	S	P	ERA	WHIP

BOTTOM

Montreal Expos @ Los Angeles Dodgers

Dodger Stadium, Los Angeles, CA

Wed Aug 30 1978, 7:05 PM PDT

Att. 41,469 - Unknown

livebaseballscorecards.com

AB	34
R	4
H	10
RBI	4
BB	5
SO	3
LOB	15

WP: 0	PA: 40		
PB: 0			
SB: 0			
CS: 0			

Batter	1	2	3	4	5	6	7	8	9	AB	R	H	RBI	BB	SO	LOB
Dave Cash, R (1, 4) OBP: 0.295, SLG: 0.311	L9		G3		1B		BB 1B		5-3	5	0	2	0	0	0	0
Tom Hutton, L (1, 3) OBP: 0.325, SLG: 0.319	G3		F7		4-3		F3		F8	5	0	0	0	0	0	2
Andre Dawson, R (1, 8) OBP: 0.301, SLG: 0.443	4-3			6-3		1B 1B 2B	L9		SSS K	5	1	1	0	0	1	1
Ellis Valentine, R (1, 9) OBP: 0.327, SLG: 0.475		5-3		F9 1B 1B		1B 1B 1B	BBB 1-2 BB			3	0	2	0	1	0	0
Warren Cromartie, L (1, 7) OBP: 0.337, SLG: 0.410		SSS K		1-2 1B		1B 1-2 2-3 1B	4-3			4	0	2	0	0	1	2
Gary Carter, R (1, 2) OBP: 0.334, SLG: 0.414		BB 1B		F9 2-3		1-3 2-H 3-H 1B		F8		4	0	2	1	0	0	2
Larry Parrish, R (1, 5) OBP: 0.310, SLG: 0.438		BBB 1-2 BB		SSS K		F9		F8		3	0	0	0	1	1	4
Chris Speier, R (1, 6) OBP: 0.338, SLG: 0.336		F9			4-3	FC6 IBB		FC5-6 1B		3	0	1	0	1	0	2
Woodie Fryman, R (1, 1) OBP: 0.060, SLG: 0.102			F8		SSS K	FC6 1-2f		FC5-6 1-2f		3	0	0	0	0	1	3
Gerry Pirtle, R (7, 1)										0	0	0	0	0	0	0
Del Unser, L (8, PH) OBP: 0.294, SLG: 0.279										1	0	0	0	0	0	1
Darold Knowles, L (8, 1) OBP: 0.200, SLG: 0.200										0	0	0	0	0	0	0
Inning Stats	R: 0 E: 0 K: 0 S: 3 H: 0 LOB: 0 BB: 0 P: 3	R: 0 E: 0 K: 1 S: 6 H: 1 LOB: 2 BB: 1 P: 10	R: 0 E: 0 K: 0 S: 3 H: 0 LOB: 0 BB: 0 P: 3	R: 0 E: 0 K: 1 S: 7 H: 2 LOB: 2 BB: 0 P: 7	R: 0 E: 0 K: 1 S: 6 H: 1 LOB: 1 BB: 0 P: 6	R: 1 E: 0 K: 0 S: 6 H: 4 LOB: 3 BB: 1 P: 10	R: 0 E: 0 K: 0 S: 4 H: 1 LOB: 2 BB: 1 P: 8	R: 0 E: 0 K: 0 S: 4 H: 1 LOB: 1 BB: 0 P: 4	R: 0 E: 0 K: 1 S: 5 H: 0 LOB: 0 BB: 0 P: 5	1B: 9 2B: 1 3B: 0 HR: 0 SF: 0 SAC: 0 DP: 0 HBP: 0						

PITCHER		IP	WLS	BF	H	R	ER	SO	BB	IBB	HBP	BLK	WP	HR	S	P	ERA	WHIP
Eric Rasmussen, R ERA: 3.79	(1, 1)	5.1	W	24	8	1	1	3	1	0	0	0	0	0	29	33	1.69	1.688
Mark Lee, R ERA: 3.03	(6, 1)	3.2	S	15	2	0	0	1	1	1	0	0	0	0	15	23	0.00	0.818

PITCHER	IP	WLS	BF	H	R	ER	SO	BB	IBB	HBP	BLK	WP	HR	S	P	ERA	WHIP

Montreal Expos @ San Diego Padres

San Diego Stadium, San Diego, CA

Thu Aug 31 1978, 10:05 PM EDT

Att. 11,810 - Unknown

TOP

livebaseballscorecards.com

AB	36
R	1
H	10
RBI	1
BB	3
SO	4
LOB	17

PA: 39

WP: 0
PB: 0
SB: 0
CS: 0

Batter	1	2	3	4	5	6	7	8	9	AB	R	H	RBI	BB	SO	LOB
Gene Richards, L (1, 7) OBP: 0.376, SLG: 0.408	0-0 SH3 1B 1B		SSS 0-3 K		0-0 6-3		0-0 FC6-4 BB 1-2f 1B	0-0 1B 2-H 1B		5	2	2	1	0	1	1
Ozzie Smith, S (1, 6) OBP: 0.318, SLG: 0.316	0-0 SH3 1-2		BBBB 4-0 2B BB		0-0 5-3		BBBB 4-0 1B 1B 1-2 BB	0-0 2-3 1B		2	2	1	0	2	0	0
Jerry Turner, L (1, 8) OBP: 0.346, SLG: 0.458 Tucker Ashford, R (6, 5) OBP: 0.293, SLG: 0.356	0-0 CS 2-H 1B		0-0 4-3 1-H 2B		0-0 4-3		0-0 1B 1B 1-3 2-H 1B	0-0 L6		3 2	0 1	2 1	2 1	0 0	0 0	0 2
Dave Winfield, R (1, 9) OBP: 0.356, SLG: 0.488	0-0 1-2 1B		0-0 4-3 2-3			0-0 F3	0-0 WP 1B 1-2 3-H 1B			4	0	2	1	0	0	1
Gene Tenace, R (1, 3) OBP: 0.399, SLG: 0.435	SSS 0-3 K		SSS 0-3 K			0-0 1B	0-0 WP 1-2 2-H 1B			4	0	2	1	0	2	2
Fernando Gonzalez, R (1, 4) OBP: 0.273, SLG: 0.303		0-0 F4		0-0 4-3		0-0 F8	0-0 6-3 1-2 2-3			4	0	0	0	0	0	3
Derrel Thomas, S (1, 5) OBP: 0.304, SLG: 0.296 (6, 8)	H 1-0 S HBP			0-0 F7		0-0 F8		0-0 SH1-4 1B 1B		3	1	1	0	0	0	1
Dave Roberts, R (1, 2) OBP: 0.318, SLG: 0.342 Jim Beswick, S (7, PR) Rick Sweet, S (8, 2) OBP: 0.316, SLG: 0.280	SSS 0-3 K 1-2			0-0 1B			0-0 FC6-4 1B	0-0 F4		3 0 1	0 0 0	2 0 0	0 0 0	1 0 0	1 0 1	1 0 1
Eric Rasmussen, R (1, 1) OBP: 0.130, SLG: 0.130 Mark Lee, R (6, 1)	0-0 5-3			0-0 1-3			SSS 0-3 K	0-0 SH1-4 1-2		2 1	0 0	0 0	0 0	0 1	0 1	2 1
Inning Stats	R: 1 H: 3 E: 0 LOB: 1 K: 1 BB: 0 S: 7 P: 7	R: 0 H: 0 E: 0 LOB: 1 K: 1 BB: 0 S: 5 P: 6	R: 1 H: 1 E: 0 LOB: 1 K: 2 BB: 1 S: 8 P: 12	R: 0 H: 1 E: 0 LOB: 1 K: 0 BB: 0 S: 4 P: 4	R: 0 H: 0 E: 0 LOB: 0 K: 0 BB: 0 S: 3 P: 3	R: 0 H: 1 E: 0 LOB: 1 K: 0 BB: 0 S: 4 P: 4	R: 3 H: 4 E: 0 LOB: 3 K: 1 BB: 1 S: 9 P: 13	R: 1 H: 3 E: 0 LOB: 2 K: 0 BB: 0 S: 6 P: 6		1B: 12 SF: 0 2B: 1 SAC: 2 3B: 0 DP: 0 HR: 0 HBP: 1				WP: 1 PA: 39 PB: 0 SB: 1 CS: 1		

PITCHER		IP	WLS	BF	H	R	ER	SO	BB	IBB	HBP	BLK	WP	HR	S	P	ERA	WHIP
Woodie Fryman, L ERA: 3.78	(1, 1)	6.2	L	31	9	5	5	5	2	0	1	0	0	0	38	47	6.75	1.650
Gerry Pirtle, R ERA: 4.7	(7, 1)	0.1		2	1	0	0	0	0	0	0	0	1	0	2	2	0.00	3.000
Darold Knowles, L ERA: 2.49	(8, 1)	1.0		6	3	1	1	0	0	0	0	0	0	0	6	6	9.00	3.000

PITCHER	IP	WLS	BF	H	R	ER	SO	BB	IBB	HBP	BLK	WP	HR	S	P	ERA	WHIP

BOTTOM

Montreal Expos @ San Diego Padres

San Diego Stadium, San Diego, CA

Thu Aug 31 1978, 10:05 PM EDT

Att. 11,810 - Unknown

livebaseballscorecards.com

AB	34
R	6
H	13
RBI	6
BB	2
SO	5
LOB	15

Batter	1	2	3	4	5	6	7	8	9	10	11	12	AB	R	H	RBI	BB	SO	LOB
Dave Cash, R (1, 4) OBP: 0.292, SLG: 0.308	6-3		4-3		5-3			F7		E1		F7 1-2	6	0	0	0	0	0	1
Andre Dawson, R (1, 8) OBP: 0.302, SLG: 0.443	6-3			FC4-6 1B	F3			G6-3 1B		K			5	0	2	0	0	1	1
Ellis Valentine, R (1, 9) OBP: 0.324, SLG: 0.470	5-3			FC4-6 2B 4-3 1-2f		6-3		G6-3 1-2f		6-3			5	1	0	0	0	0	3
Mike Garman, R (11, 1)													0	0	0	0	0	0	0
Tony Perez, R (1, 3) OBP: 0.333, SLG: 0.443		6-3		4-3 E 1-3 2B		FC6-4 1B			6-3		L8		5	1	2	0	0	0	0
Warren Cromartie, L (1, 7) OBP: 0.338, SLG: 0.409		1B		4-3 2-3 3-H		F7			FC6-4 1B		F7		5	0	2	1	0	0	2
Gary Carter, R (1, 2) OBP: 0.331, SLG: 0.410		K		E6 FC5 S 3-H		FC6-4 1-2f			FC6-4 1B 1-2f		5-3		5	0	0	0	0	1	3
Larry Parrish, R (1, 5) OBP: 0.313, SLG: 0.441	4-3			BB 1-2			4-3		1-2 1B			SH3-4 1B 2B	4	1	2	0	1	0	1
Chris Speier, R (1, 6) OBP: 0.337, SLG: 0.335			6-3	FC5 2-3f			6-3		F3			SH3-4 2-3	1	0	0	0	0	0	0
Stan Papi, R (3, 6) OBP: 0.319, SLG: 0.336													3	0	0	0	0	0	4
Ross Grimsley, L (1, 1) OBP: 0.175, SLG: 0.158			K		K		K			4-3		F7 3-H 1B	4	0	0	0	0	3	0
Sam Mejias, R (11, 9) OBP: 0.238, SLG: 0.225													1	0	1	1	0	0	0
Inning Stats	R: 0 E: 0 K: 0 S: 3 H: 0 LOB: 0 BB: 0 P: 3	R: 0 E: 0 K: 1 S: 6 H: 1 LOB: 1 BB: 0 P: 6	R: 0 E: 0 K: 1 S: 5 H: 0 LOB: 0 BB: 0 P: 5	R: 2 E: 1 K: 0 S: 6 H: 2 LOB: 2 BB: 1 P: 10	R: 0 E: 0 K: 1 S: 5 H: 0 LOB: 0 BB: 0 P: 5	R: 0 E: 0 K: 0 S: 4 H: 1 LOB: 1 BB: 0 P: 4	R: 0 E: 0 K: 1 S: 5 H: 0 LOB: 0 BB: 0 P: 5	R: 0 E: 0 K: 0 S: 3 H: 1 LOB: 0 BB: 0 P: 3	R: 0 E: 0 K: 0 S: 5 H: 2 LOB: 2 BB: 0 P: 5	R: 0 E: 1 K: 1 S: 6 H: 0 LOB: 1 BB: 0 P: 6	R: 0 E: 0 K: 0 S: 3 H: 0 LOB: 0 BB: 0 P: 3	R: 1 E: 0 K: 0 S: 4 H: 2 LOB: 0 BB: 0 P: 4	1B: 7 2B: 2 3B: 0 HR: 0 SF: 0 SAC: 1 DP: 1 HBP: 0	WP: 0 PB: 0 SB: 1 CS: 0	PA: 46						

PITCHER	IP	WLS	BF	H	R	ER	SO	BB	IBB	HBP	BLK	WP	HR	S	P	ERA	WHIP
Randy Jones, L (1, 1) ERA: 2.79	12.0	L	46	9	3	2	5	1	0	0	0	0	0	55	59	1.50	0.833

PITCHER	IP	WLS	BF	H	R	ER	SO	BB	IBB	HBP	BLK	WP	HR	S	P	ERA	WHIP

TOP

Montreal Expos @ San Diego Padres

San Diego Stadium, San Diego, CA

Fri Sep 01 1978, 10:05 PM EDT

Att. 14,346 - Unknown

livebaseballscorecards.com

AB	44
R	3
H	9
RBI	2
BB	1
SO	5
LOB	15

Batter	1	2	3	4	5	6	7	8	9	10	11	12	AB	R	H	RBI	BB	SO	LOB
Gene Richards, L (1, 7) OBP: 0.376, SLG: 0.408	F4		CS 1B			SH1-4 2B 1B		L9		4-3			5	1	2	0	0	0	1
Ozzie Smith, S (1, 6) OBP: 0.319, SLG: 0.315	4-3		CS 1-2	1B S BB		SH1-4 1-2		CS BB			F7		2	0	0	0	2	0	0
Gene Tenace, R (1, 3) OBP: 0.399, SLG: 0.432	4-3			FC6-4 1-3 1B		2B BB		K 1-2			F8		4	0	1	0	1	1	1
Dave Winfield, R (1, 8) (11, 9) OBP: 0.356, SLG: 0.491		G3 SF8 2B		F5		1-3 2-H 2B			F9		K		5	1	2	1	0	1	2
Oscar Gamble, L (1, 9) OBP: 0.367, SLG: 0.393 Tucker Ashford, R (11, 5) OBP: 0.291, SLG: 0.354		G3 2-3		F5		6-3			K			6-3	4 1	0 0	0 0	0 0	0 0	1 0	5 0
Fernando Gonzalez, R (1, 4) OBP: 0.272, SLG: 0.302 Bill Almon, R (12, PR) OBP: 0.311, SLG: 0.316		SF8 3-H		FC6-4 1-2f		1-3			F8			BB 1B	4 0	0 0	1 0	1 0	0 0	0 0	4 0
Derrel Thomas, S (1, 5) OBP: 0.305, SLG: 0.293 (11, 8)		5-3		5-3		F8				BB		G3-6-1 1-2 BB	3	0	0	0	2	0	0
Dave Roberts, R (1, 2) OBP: 0.303, SLG: 0.325 Jerry Turner, L (12, PH) OBP: 0.344, SLG: 0.455			5-3	F4		F3				K		G3-6-1 1-2f	4 1	0 0	0 0	0 0	0 0	1 0	1 2
Randy Jones, R (1, 1) OBP: 0.184, SLG: 0.200			L9	5-3		6-3				K			4	0	0	0	0	1	1
Inning Stats	R: 0 H: 0 E: 0 LOB: 0 K: 0 BB: 0 S: 3 P: 3	R: 1 H: 1 E: 0 LOB: 0 K: 0 BB: 0 S: 4 P: 4	R: 0 H: 1 E: 0 LOB: 0 K: 0 BB: 0 S: 3 P: 3	R: 0 H: 1 E: 0 LOB: 2 K: 0 BB: 1 S: 4 P: 8	R: 0 H: 0 E: 0 LOB: 0 K: 0 BB: 0 S: 3 P: 3	R: 1 H: 2 E: 0 LOB: 2 K: 0 BB: 1 S: 5 P: 9	R: 0 H: 0 E: 0 LOB: 0 K: 0 BB: 0 S: 3 P: 3	R: 0 H: 0 E: 0 LOB: 1 K: 1 BB: 1 S: 4 P: 8	R: 0 H: 0 E: 0 LOB: 0 K: 1 BB: 0 S: 5 P: 5	R: 0 H: 0 E: 0 LOB: 1 K: 2 BB: 1 S: 7 P: 11	R: 0 H: 0 E: 0 LOB: 0 K: 1 BB: 0 S: 5 P: 5	R: 0 H: 1 E: 0 LOB: 2 K: 0 BB: 1 S: 3 P: 7	1B: 4 2B: 3 3B: 0 HR: 0	SF: 1 SAC: 1 DP: 2 HBP: 0			WP: 0 PB: 0 SB: 1 CS: 2		PA: 45

PITCHER	IP	WLS	BF	H	R	ER	SO	BB	IBB	HBP	BLK	WP	HR	S	P	ERA	WHIP
Ross Grimsley, L (1, 1) ERA: 3.11	10.0		37	5	2	2	4	4	0	0	0	0	0	41	57	1.80	0.900
Mike Garman, R (11, 1) ERA: 4.86	2.0	W	7	1	0	0	1	1	0	0	0	0	0	8	12	0.00	1.000

PITCHER	IP	WLS	BF	H	R	ER	SO	BB	IBB	HBP	BLK	WP	HR	S	P	ERA	WHIP

Montreal Expos @ San Diego Padres

San Diego Stadium, San Diego, CA

Fri Sep 01 1978, 10:05 PM EDT

Att. 14,346 - Unknown

BOTTOM

livebaseballscorecards.com

AB	37
R	2
H	6
RBI	2
BB	5
SO	5
LOB	17

Montreal Expos @ San Diego Padres

San Diego Stadium, San Diego, CA

Sat Sep 02 1978, 10:05 PM EDT

Att. 18,142 - Unknown

livebaseballscorecards.com

TOP

Batter	1	2	3	4	5	6	7	8	9	AB	R	H	RBI	BB	SO	LOB
Dave Cash, R (1, 4) OBP: 0.291, SLG: 0.307	6-3		1B 2B 1B	5-3			4-3			4	1	1	0	0	0	1
Sam Mejias, R (1, 9) OBP: 0.239, SLG: 0.227	4-3		2B G4-6-3 1B 1-2		F2			6-3		4	1	1	0	0	0	0
Andre Dawson, R (1, 8) OBP: 0.302, SLG: 0.443	1-3		G4-6-3 2B 1-3 2-H		L7			F4		4	0	1	1	0	0	0
Tony Perez, R (1, 3) OBP: 0.330, SLG: 0.439		F8	E5 G4-6-3		K			K		4	0	0	0	0	2	2
Mike Garman, R (8, 1)										0	0	0	0	0	0	0
Warren Cromartie, L (1, 7) OBP: 0.337, SLG: 0.408		WP E 2B 1B	G4-6-3 1-2f 2-3 3-H			1-3			3-1	4	1	1	0	0	0	2
Gary Carter, R (1, 2) OBP: 0.330, SLG: 0.408		L6 1-2	K			G4-3 1B			K	4	0	1	0	0	2	2
Larry Parrish, R (1, 5) OBP: 0.312, SLG: 0.442		2-H 2B		5-3		G4-3 1-2f			6-3	4	0	1	1	0	0	1
Stan Papi, R (1, 6) OBP: 0.328, SLG: 0.349		IBB		2B			F3			2	0	1	0	1	0	0
Scott Sanderson, R (1, 1) OBP: 0.286, SLG: 0.286		1-3		K			F8			3	0	0	0	0	1	3
Stan Bahnsen, R (7, 1) OBP: 0.111, SLG: 0.111										0	0	0	0	0	0	0
Darold Knowles, L (7, 1) OBP: 0.200, SLG: 0.200										0	0	0	0	0	0	0
Tom Hutton, L (8, 3) OBP: 0.325, SLG: 0.319										0	0	0	0	0	0	0

Inning Stats	1	2	3	4	5	6	7	8	9
	R: 0 H: 0 E: 0 LOB: 0 K: 0 BB: 0 S: 3 P: 3	R: 1 H: 2 E: 1 LOB: 2 K: 0 BB: 1 S: 5 P: 9	R: 2 H: 3 E: 1 LOB: 1 K: 1 BB: 0 S: 8 P: 8	R: 0 H: 1 E: 0 LOB: 1 K: 1 BB: 0 S: 6 P: 6	R: 0 H: 0 E: 0 LOB: 0 K: 1 BB: 0 S: 5 P: 5	R: 0 H: 1 E: 0 LOB: 0 K: 0 BB: 0 S: 3 P: 3	R: 0 H: 0 E: 0 LOB: 0 K: 0 BB: 0 S: 3 P: 3	R: 0 H: 0 E: 0 LOB: 0 K: 1 BB: 0 S: 5 P: 5	R: 0 H: 0 E: 0 LOB: 0 K: 1 BB: 0 S: 5 P: 5

1B: 4	SF: 0	WP: 1
2B: 3	SAC: 0	PB: 0
3B: 0	DP: 2	SB: 0
HR: 0	HBP: 0	CS: 0

PA: 34

AB	33
R	3
H	7
RBI	2
BB	1
SO	5
LOB	11

PITCHER		IP	WLS	BF	H	R	ER	SO	BB	IBB	HBP	BLK	WP	HR	S	P	ERA	WHIP
Mickey Lolich, L ERA: 1.63	(1, 1)	5.0	L	22	6	3	3	3	0	1	0	0	1	0	27	31	5.40	1.200
John D'Acquisto, R ERA: 2.47	(6, 1)	2.0		6	1	0	0	0	0	0	0	0	0	0	6	6	0.00	0.500
Rollie Fingers, R ERA: 2.71	(8, 1)	2.0		6	0	0	0	2	0	0	0	0	0	0	10	10	0.00	0.000

PITCHER		IP	WLS	BF	H	R	ER	SO	BB	IBB	HBP	BLK	WP	HR	S	P	ERA	WHIP

Batter	1	2	3	4	5	6	7	8	9	AB	R	H	RBI	BB	SO	LOB
Gene Richards, L (1, 7) OBP: 0.377, SLG: 0.409	S S S 0-3 K ①		x 0-0 1B 1B			x 0-0 G3 ①	x 0-0 BB 1B 1-2 2-H			4	0	2	1	0	1	0
Ozzie Smith, S (1, 6) OBP: 0.323, SLG: 0.317 Rollie Fingers, R (8, 1) OBP: 0.200, SLG: 0.200	x 0-0 6-3 ②		x 0-0 1-3 1B ②			x 0-0 2B 1B B B B B	4-0 BB 1B 1-2 2-3			3 0	0 0	2 0	0 0	1 0	0 0	0 0
Jerry Turner, L (1, 8) OBP: 0.335, SLG: 0.442	x 0-0 1-6-3 ③		x 0-0 F6 ③			x 0-0 F4 ② S S S	0-3 K ③			4	0	0	0	0	1	5
Dave Winfield, R (1, 9) OBP: 0.357, SLG: 0.495		x 0-0 1B 2B		S S S 0-3 K ①		x 0-0 1-3 2B		x 0-0 6-3 ①		4	1	2	0	0	1	0
Gene Tenace, R (1, 2) OBP: 0.395, SLG: 0.427		x 0-0 F7 ①		S S S 0-3 K ②		S S S 0-3 K ③		x 0-0 F6 ②		4	0	0	0	0	2	3
Broderick Perkins, L (1, 3) OBP: 0.259, SLG: 0.349		x 0-0 2-H 1B 1B		S S S 0-3 K ③			x 0-0 F8 ①	x 0-0 3-1 ③		4	0	1	1	0	1	0
Derrel Thomas, S (1, 5) OBP: 0.302, SLG: 0.289		S S S 0-3 K ②			S S S 0-3 K ①		x 0-0 F8 ②		x 0-0 G3 ①	4	0	0	0	0	2	1
Mike Champion, R (1, 4) OBP: 0.394, SLG: 0.357		x 0-0 2-H 1B ③			S S S 0-3 K ②		x 0-0 1B 1B 1B		S S S 0-3 K ②	4	1	2	0	0	2	0
Mickey Lolich, S (1, 1) Jim Beswick, S (5, PH) John D'Acquisto, R (6, 1) OBP: 0.267, SLG: 0.214 Fernando Gonzalez, R (7, PH) OBP: 0.274, SLG: 0.305 Bill Almon, R (7, PR) OBP: 0.310, SLG: 0.315 (8, 6)			S S S 0-3 K ①		x 0-0 F6 ③		x 0-0 BB 1B 1B 1-2		x 0-0 6-3 ③	1 1 0 1 1	0 0 0 0 0	0 0 0 1 0	0 0 0 0 0	0 0 0 0 0	1 0 0 0 0	0 0 0 0 0
Inning Stats	R: 0 E: 0 K: 1 S: 5 H: 0 LOB: 0 BB: 0 P: 5	R: 1 E: 0 K: 1 S: 7 H: 3 LOB: 2 BB: 0 P: 7	R: 0 E: 0 K: 1 S: 6 H: 2 LOB: 1 BB: 0 P: 6	R: 0 E: 0 K: 3 S: 9 H: 0 LOB: 0 BB: 0 P: 9	R: 0 E: 0 K: 2 S: 7 H: 0 LOB: 0 BB: 0 P: 7	R: 0 E: 0 K: 1 S: 7 H: 2 LOB: 2 BB: 0 P: 7	R: 1 E: 0 K: 1 S: 8 H: 3 LOB: 3 BB: 1 P: 12	R: 0 E: 0 K: 0 S: 3 H: 0 LOB: 0 BB: 0 P: 3	R: 0 E: 0 K: 1 S: 5 H: 0 LOB: 0 BB: 0 P: 5	1B: 8 2B: 2 3B: 0 HR: 0	SF: 0 SAC: 0 DP: 0 HBP: 0						

PITCHER		IP	WLS	BF	H	R	ER	SO	BB	IBB	HBP	BLK	WP	HR	S	P	ERA	WHIP
Scott Sanderson, R ERA: 3.12	(1, 1)	6.2	W	27	9	2	2	9	0	0	0	0	0	0	45	45	2.70	1.350
Stan Bahnsen, R ERA: 4.33	(7, 1)	0.0		2	1	0	0	0	1	0	0	0	0	0	1	5	∞	∞
Darold Knowles, L ERA: 2.48	(7, 1)	0.1		1	0	0	0	1	0	0	0	0	0	0	3	3	0.00	0.000
Mike Garman, R ERA: 4.71	(8, 1)	2.0	S	6	0	0	0	1	0	0	0	0	0	0	8	8	0.00	0.000

PITCHER	IP	WLS	BF	H	R	ER	SO	BB	IBB	HBP	BLK	WP	HR	S	P	ERA	WHIP

BOTTOM

Montreal Expos @ San Diego Padres

San Diego Stadium, San Diego, CA

Sat Sep 02 1978, 10:05 PM EDT

Att. 18,142 - Unknown

livebaseballscorecards.com

AB	35
R	2
H	10
RBI	2
BB	1
SO	11
LOB	9

WP: 0 PB: 0 SB: 0 CS: 0 PA: 36

Batter	1	2	3	4	5	6	7	8	9	AB	R	H	RBI	BB	SO	LOB
Dave Cash, R (1, 4) OBP: 0.294, SLG: 0.310	0-0 FC6-4 1B		0-0 1-3 1B		2-2 HBP 1B		2-2 6-3		0-0 F8	5	1	3	0	0	0	0
Pepe Frias, R (9, 4) OBP: 0.267, SLG: 0.571										0	0	0	0	0	0	0
Andre Dawson, R (1, 8) OBP: 0.302, SLG: 0.441	0-0 FC6-4 2B 1-2f		0-0 1-3 1-2		1-0 2B 1B HBP 1-2		0-0 4-1			2	1	0	0	0	0	2
Del Unser, L (6, 8) OBP: 0.292, SLG: 0.277										1	0	0	0	0	0	0
Ellis Valentine, R (1, 9) OBP: 0.323, SLG: 0.470	0-0 2B 1-2		0-0 L7		0-0 F3		0-0 3-1			4	0	1	0	0	0	3
Sam Mejias, R (8, 9) OBP: 0.239, SLG: 0.227										0	0	0	0	0	0	0
Tony Perez, R (1, 3) OBP: 0.333, SLG: 0.451	0-0 5-3			1-2 E 1B 1B	0-0 1B 2B 1-3 2-H			0-0 HR		4	3	3	2	0	0	1
Tom Hutton, L (9, 3) OBP: 0.325, SLG: 0.319										0	0	0	0	0	0	0
Warren Cromartie, L (1, 7) OBP: 0.336, SLG: 0.407		0-0 5-3		0-3 K	1-2 CS 1B 2-H 3-H			0-0 4-3		4	0	1	2	0	1	1
Gary Carter, R (1, 2) OBP: 0.331, SLG: 0.408		4-0 BB		3-2 E5 6-3 1B 1-H	0-0 CS 1-2	0-0 P3		0-0 4-3		3	0	1	0	1	0	0
Larry Parrish, R (1, 5) OBP: 0.310, SLG: 0.438	0-3 K		0-0 6-3 2-3		0-0 F9			0-3 K		4	0	0	0	0	2	2
Chris Speier, R (1, 6) OBP: 0.336, SLG: 0.334	0-3 K		0-0 B1-3		0-0 FC4 1B				0-0 6-3	4	0	1	0	0	1	2
Dan Schatzeder, L (1, 1) OBP: 0.282, SLG: 0.395		0-0 6-3			0-0 1B 1B	0-0 FC4 1-2f			0-0 F8	3	0	1	0	0	0	1
Mike Garman, R (6, 1)										0	0	0	0	0	0	0
Darold Knowles, L (8, 1) OBP: 0.167, SLG: 0.167										1	0	0	0	0	0	0
Inning Stats	R: 0 E: 0 K: 0 S: 4 H: 2 LOB: 1 BB: 0 P: 4	R: 0 E: 0 K: 2 S: 7 H: 0 LOB: 1 BB: 1 P: 11	R: 0 E: 0 K: 0 S: 4 H: 1 LOB: 1 BB: 0 P: 4	R: 1 E: 1 K: 1 S: 14 H: 2 LOB: 1 BB: 0 P: 18	R: 3 E: 0 K: 0 S: 14 H: 4 LOB: 0 BB: 0 P: 18	R: 0 E: 0 K: 0 S: 4 H: 1 LOB: 1 BB: 0 P: 4	R: 0 E: 0 K: 0 S: 6 H: 0 LOB: 0 BB: 0 P: 8	R: 1 E: 0 K: 1 S: 6 H: 1 LOB: 0 BB: 0 P: 6	R: 0 E: 0 K: 0 S: 3 H: 0 LOB: 0 BB: 0 P: 3	1B: 8 2B: 2 3B: 0 HR: 1	SF: 0 SAC: 0 DP: 0 HBP: 1						

TOP

Montreal Expos @ Chicago Cubs

Wrigley Field, Chicago, IL

Mon Sep 04 1978, 3:33 AM CDT

Sunny - 69 F

livebaseballscorecards.com

AB	35
R	5
H	11
RBI	4
BB	1
SO	4
LOB	12

WP: 0 PB: 0 SB: 0 CS: 1 PA: 38

PITCHER	IP	WLS	BF	H	R	ER	SO	BB	IBB	HBP	BLK	WP	HR	S	P	ERA	WHIP
Ray Burris, R (1, 1) ERA: 5.02	7.0	L	30	10	4	4	3	1	0	1	0	0	0	53	67	5.14	1.571
Lynn McGlothen, R (8, 1) ERA: 3.52	2.0		7	1	1	1	1	0	0	0	0	0	1	9	9	4.50	0.500

PITCHER	IP	WLS	BF	H	R	ER	SO	BB	IBB	HBP	BLK	WP	HR	S	P	ERA	WHIP

Montreal Expos @ Chicago Cubs

Wrigley Field, Chicago, IL

Mon Sep 04 1978, 3:33 AM CDT

Sunny - 69 F

livebaseballscorecards.com

BOTTOM

Batter	1	2	3	4	5	6	7	8	9	AB	R	H	RBI	BB	SO	LOB
Ivan De Jesus, R (1, 6) OBP: 0.343, SLG: 0.353	B1-3	E7 1-3 2-H 1B			CS BB		F5		5-3	4	0	1	1	1	0	0
Rodney Scott, S (1, 5) OBP: 0.407, SLG: 0.315	S BLK HR 1B	K			K 1-2			BB 1B 1B		4	1	2	0	0	2	3
Bill Buckner, L (1, 3) OBP: 0.334, SLG: 0.406	F8 1-2		4-3			P4		BB 1-2 1B		4	0	1	0	0	0	1
Dave Kingman, R (1, 7) OBP: 0.322, SLG: 0.530	2-H HR		F5			F8 1B BB		P6		3	1	1	2	1	0	2
Manny Trillo, R (1, 4) OBP: 0.322, SLG: 0.341	K		5-3			1-2 1B		FC6-4 1-2 2-3 BB		3	0	1	0	1	1	0
Bobby Murcer, L (1, 9) OBP: 0.371, SLG: 0.403 (9, 8)		L5-3 1B		G5-4-3 BB		F8 2-3		F8		3	0	1	0	1	0	5
Jerry White, S (1, 8) OBP: 0.354, SLG: 0.255 Mike Vail, R (6, PH) OBP: 0.299, SLG: 0.406 Greg Gross, L (6, PH) OBP: 0.323, SLG: 0.367 (7, 8) Gene Clines, R (8, PH) OBP: 0.323, SLG: 0.330 (9, 9)	L5-3 1-2		K	G5-4-3 1-2f		L7		FC6-4 1-2f		2 0 1 1	0 0 0 0	0 0 0 0	0 0 0 0	0 0 0 0	1 0 0 0	2 0 2 3
Larry Cox, R (1, 2) OBP: 0.339, SLG: 0.374 Dave Rader, L (7, PH) (8, 2) Ed Putman, R (9, PH) OBP: 0.353, SLG: 0.313	BB 1B BB						L7		K	1 1 1	1 0 0	0 0 0	0 0 0	1 0 1	0 0 0	1 0 0
Ray Burris, R (1, 1) OBP: 0.154, SLG: 0.180 Scot Thompson, L (7, PH) OBP: 0.667, SLG: 0.667 Lynn McGlothen, L (8, 1) OBP: 0.154, SLG: 0.167 Davey Johnson, R (9, PH) OBP: 0.307, SLG: 0.321	E 1B 1-2 BB				6-3		G3		K	1 1 0 1	0 0 0 0	0 0 0 0	0 0 0 0	1 0 0 1	0 0 0 0	0 0 0 0
Inning Stats	R: 2 E: 0 K: 1 S: 12 H: 2 LOB: 0 BB: 0 P: 12	R: 1 E: 1 K: 1 S: 10 H: 2 LOB: 2 BB: 2 P: 19	R: 0 E: 0 K: 0 S: 3 H: 0 LOB: 0 BB: 0 P: 3	R: 0 E: 0 K: 1 S: 4 H: 0 LOB: 0 BB: 1 P: 8	R: 0 E: 0 K: 1 S: 4 H: 0 LOB: 0 BB: 1 P: 8	R: 0 E: 0 K: 0 S: 8 H: 1 LOB: 2 BB: 1 P: 12	R: 0 E: 0 K: 0 S: 7 H: 0 LOB: 0 BB: 0 P: 9	R: 0 E: 0 K: 0 S: 5 H: 2 LOB: 3 BB: 1 P: 9	R: 0 E: 0 K: 2 S: 9 H: 0 LOB: 0 BB: 0 P: 12	1B: 6 2B: 1 3B: 0 HR: 1 SF: 0 SAC: 0 DP: 2 HBP: 0						

	AB	31
	R	3
	H	7
	RBI	3
	BB	6
	SO	6
	LOB	19

WP: 0 PB: 0 SB: 1 CS: 1 PA: 37

PITCHER		IP	WLS	BF	H	R	ER	SO	BB	IBB	HBP	BLK	WP	HR	S	P	ERA	WHIP
Dan Schatzeder, L ERA: 2.36	(1, 1)	5.2	W	24	5	3	3	4	5	0	0	1	0	1	40	61	4.76	1.765
Mike Garman, R ERA: 4.59	(6, 1)	1.2		8	2	0	0	0	1	0	0	0	0	0	11	17	0.00	1.800
Darold Knowles, L ERA: 2.42	(8, 1)	1.2	S	5	0	0	0	2	0	0	0	0	0	0	11	14	0.00	0.000

PITCHER	IP	WLS	BF	H	R	ER	SO	BB	IBB	HBP	BLK	WP	HR	S	P	ERA	WHIP

Batter	1	2	3	4	5	6	7	8	9	10	AB	R	H	RBI	BB	SO	LOB
Dave Cash, R (1, 4) OBP: 0.293, SLG: 0.309	4-3		6-3		L9	E BLK 1B		F8		K	5	0	1	0	0	0	1
Pepe Frias, R (8, 4) OBP: 0.250, SLG: 0.533											1	0	0	0	0	1	2
Tom Hutton, L (1, 9) OBP: 0.325, SLG: 0.313 (7, 3)	G3		BB		1B 1B BB	E4 G4-6-3		K		4-3	4	1	0	0	2	1	3
Del Unser, L (1, 8) OBP: 0.289, SLG: 0.274	6-3		F8		1B E 1B	G4-6-3			B4-3		5	1	1	1	0	0	3
Tony Perez, R (1, 3) OBP: 0.333, SLG: 0.449		K	4-3		E 1B		K		K		4	0	1	1	0	2	1
Sam Mejias, R (7, 9) OBP: 0.234, SLG: 0.222											1	0	0	0	0	1	0
Warren Cromartie, L (1, 7) OBP: 0.337, SLG: 0.407		1B 2B 1B		B1-3	E7 1B		F8		6-3		5	1	2	1	0	0	0
Stan Papi, R (1, 6) OBP: 0.331, SLG: 0.360		2B 1B		6-3	4-3		2B			K	5	0	2	0	0	1	2
Larry Parrish, R (1, 5) OBP: 0.317, SLG: 0.449		2B		HR	IBB		IBB			BB	2	2	2	2	3	0	0
Jerry Fry, R (1, 2)		K		K	L9		G3			SH	4	0	0	0	0	2	7
Ellis Valentine, R (10, PH) OBP: 0.325, SLG: 0.471											1	0	1	0	0	0	0
Dan Schatzeder, L (10, PR) OBP: 0.282, SLG: 0.395											0	0	0	0	0	0	0
Bill Atkinson, L (10, 1) OBP: 0.500, SLG: 0.500											0	0	0	0	0	0	0
Rudy May, L (1, 1) OBP: 0.231, SLG: 0.222		4-3			1B	L9		F3		SH	1	0	0	0	0	0	2
Andre Dawson, R (5, PH) OBP: 0.303, SLG: 0.442											1	1	1	0	0	0	0
Stan Bahnsen, R (5, 1) OBP: 0.091, SLG: 0.091											2	0	0	0	0	0	0
Darold Knowles, L (8, 1) OBP: 0.167, SLG: 0.167											0	0	0	0	0	0	0
Mike Garman, R (9, 1)											0	0	0	0	0	0	0
Gary Carter, R (10, PH) OBP: 0.331, SLG: 0.408 (10, 2)											0	0	0	1	0	0	0
Inning Stats	R: 0 E: 0 K: 0 S: 3 H: 0 LOB: 0 BB: 0 P: 3	R: 1 E: 0 K: 2 S: 10 H: 3 LOB: 2 BB: 0 P: 10	R: 0 E: 0 K: 0 S: 3 H: 0 LOB: 1 BB: 1 P: 7	R: 1 E: 0 K: 1 S: 6 H: 1 LOB: 0 BB: 0 P: 6	R: 3 E: 1 K: 0 S: 10 H: 4 LOB: 3 BB: 2 P: 19	R: 0 E: 1 K: 0 S: 4 H: 1 LOB: 1 BB: 0 P: 4	R: 0 E: 0 K: 1 S: 6 H: 1 LOB: 2 BB: 1 P: 10	R: 0 E: 0 K: 1 S: 5 H: 0 LOB: 0 BB: 0 P: 5	R: 0 E: 0 K: 1 S: 5 H: 0 LOB: 0 BB: 0 P: 5	R: 1 E: 0 K: 2 S: 12 H: 1 LOB: 2 BB: 1 P: 16	1B: 8 2B: 2 3B: 0 HR: 1 SF: 0 SAC: 1 DP: 1 HBP: 0						

PITCHER	IP	WLS	BF	H	R	ER	SO	BB	IBB	HBP	BLK	WP	HR	S	P	ERA	WHIP
Mike Krukow, R (1, 1) ERA: 4.19	4.1		23	8	5	5	3	2	0	0	0	0	1	30	39	10.38	2.308
Manny Seoane, R (5, 1) ERA: 2.25	2.2		12	2	0	0	1	0	2	0	1	0	0	12	20	0.00	0.750
Dave Geisel, L (8, 1) ERA: 3.14	2.0		6	0	0	0	2	0	0	0	0	0	0	10	10	0.00	0.000
Bruce Sutter, R (10, 1) ERA: 2.81	1.0	L	6	1	1	1	2	1	0	0	0	0	0	12	16	9.00	2.000

PITCHER	IP	WLS	BF	H	R	ER	SO	BB	IBB	HBP	BLK	WP	HR	S	P	ERA	WHIP

TOP

Montreal Expos @ Chicago Cubs

Wrigley Field, Chicago, IL

Mon Sep 04 1978, 3:38 AM CDT

Att. 29,833 - Sunny - 69 F

livebaseballscorecards.com

AB	41
R	6
H	11
RBI	6
BB	5
SO	8
LOB	21

WP: 0 PB: 0 SB: 1 CS: 0 PA: 47

Batter	1	2	3	4	5	6	7	8	9	10	AB	R	H	RBI	BB	SO	LOB
Ivan De Jesus, R (1, 6) OBP: 0.342, SLG: 0.351	L7	FC6-4 1-2f		5-3			K		E5 1B 1-3 2-H		5	0	1	0	0	1	4
Rodney Scott, S (1, 5) OBP: 0.402, SLG: 0.309 Greg Gross, L (8, PH) OBP: 0.324, SLG: 0.365 (9, 8)	F8		B1-3		B5-3			1B 1B SF8 BB	K		3 1	0 1	0 1	0 1	0 1	0 1	0 3
Bill Buckner, L (1, 3) OBP: 0.338, SLG: 0.409	4-3		S 1B		L8			SF8 1B 1-2	S 1B 2-3 3-H		5	0	3	1	0	0	0
Dave Kingman, R (1, 7) OBP: 0.321, SLG: 0.523		1B BB SF8 BB	K 1-2		P8			K	F7		4	1	0	0	1	2	5
Manny Trillo, R (1, 4) OBP: 0.323, SLG: 0.340		SF8 1B FC5-4 1-2 BB	4-3			K		1-2 2-3 1B	P6 1-2		4	1	1	0	1	1	3
Gene Clines, R (1, 9) OBP: 0.327, SLG: 0.335 Larry Biittner, L (8, PH) OBP: 0.312, SLG: 0.358 Mike Vail, R (8, PH) OBP: 0.295, SLG: 0.403 (9, 9)	FC5-4 1-2 2-3 1B	SH1-4 1B		L3			SF8 2-3 3-H	K		3 0 1	0 0 0	2 0 0	0 0 1	0 0 0	0 0 1	0 0 0
Jerry White, S (1, 8) OBP: 0.346, SLG: 0.250 Davey Johnson, R (8, PH) OBP: 0.305, SLG: 0.318 Mick Kelleher, R (9, 5) OBP: 0.328, SLG: 0.241 Bobby Murcer, L (10, PH) OBP: 0.372, SLG: 0.403	SF8 2-3 3-H	F3		4-3			F7	L1-3 BB			2 1 0 0	0 0 0 0	0 0 0 0	1 0 0 1	0 0 0 0	0 0 0 1	1 2 0 0
Larry Cox, R (1, 2) OBP: 0.342, SLG: 0.376 Dave Rader, L (5, 2) OBP: 0.274, SLG: 0.295 Ed Putman, R (9, PH) OBP: 0.389, SLG: 0.313 Rudy Meoli, L (9, PR) OBP: 0.281, SLG: 0.192 Tim Blackwell, S (10, 2) OBP: 0.356, SLG: 0.289	FC5-4 1B 1-2f 3-H	SH1-4 1-2 1B			K		K	1B 1B E BB	L1-3 1-2		2 1 0 0 1	0 0 0 1 0	1 0 0 0 0	1 0 1 0 0	0 1 0 0 0	0 0 0 0 0	1 0 0 0 1
Mike Krukow, R (1, 1) OBP: 0.303, SLG: 0.333 Manny Seoane, R (5, 1) Scot Thompson, L (7, PH) OBP: 0.500, SLG: 0.500 Dave Geisel, L (8, 1) Mike Sember, R (9, PH) OBP: 1.000, SLG: 1.000 Bruce Sutter, R (10, 1) OBP: 0.200, SLG: 0.077	FC6-4 1-2 1B	SH1-4 1-2 2-3					K	E 1B 1-2 1B			1 0 1 0 1 0	0 0 0 0 1 0	1 0 0 0 0 0	0 0 0 0 0 0	0 0 0 0 0 0	0 0 0 0 0 0	0 0 0 0 0 0
Inning Stats	R: 0 H: 0 E: 0 LOB: 0 K: 0 BB: 0 S: 3 P: 3	R: 2 H: 2 E: 0 LOB: 2 K: 0 BB: 2 S: 12 P: 24	R: 0 H: 1 E: 0 LOB: 1 K: 1 BB: 0 S: 9 P: 11	R: 0 H: 2 E: 0 LOB: 2 K: 0 BB: 0 S: 5 P: 5	R: 0 H: 0 E: 0 LOB: 0 K: 0 BB: 0 S: 3 P: 3	R: 0 H: 0 E: 0 LOB: 0 K: 1 BB: 0 S: 5 P: 5	R: 0 H: 0 E: 0 LOB: 0 K: 3 BB: 0 S: 11 P: 13	R: 1 H: 2 E: 0 LOB: 2 K: 1 BB: 1 S: 11 P: 18	R: 2 H: 3 E: 1 LOB: 3 K: 1 BB: 1 S: 12 P: 17	R: 0 H: 0 E: 0 LOB: 0 K: 1 BB: 1 S: 8 P: 13	1B: 10 SF: 2 2B: 1 SAC: 1 3B: 0 DP: 1 HR: 0 HBP: 0						

PITCHER		IP	WLS	BF	H	R	ER	SO	BB	IBB	HBP	BLK	WP	HR	S	P	ERA	WHIP
Rudy May, L ERA: 4.35	(1, 1)	4.0		19	5	2	2	1	2	0	0	0	0	0	29	43	4.50	1.750
Stan Bahnsen, R ERA: 4.25	(5, 1)	3.1		13	2	1	1	5	1	0	0	0	0	0	28	37	2.70	0.900
Darold Knowles, L ERA: 2.52	(8, 1)	1.0		7	3	2	1	1	1	0	0	0	0	0	9	13	9.00	4.000
Mike Garman, R ERA: 4.54	(9, 1)	0.2	W	2	0	0	0	0	0	0	0	0	0	0	5	6	0.00	0.000
Bill Atkinson, R ERA: 3.76	(10, 1)	1.0	S	3	0	0	0	1	1	0	0	0	0	0	8	13	0.00	1.000

PITCHER	IP	WLS	BF	H	R	ER	SO	BB	IBB	HBP	BLK	WP	HR	S	P	ERA	WHIP

BOTTOM

Montreal Expos @ Chicago Cubs

Wrigley Field, Chicago, IL

Mon Sep 04 1978, 3:38 AM CDT

Att. 29,833 - Sunny - 69 F

livebaseballscorecards.com

AB	36
R	5
H	10
RBI	4
BB	5
SO	8
LOB	20

WP: 0 PA: 44
PB: 0
SB: 2
CS: 0

Montreal Expos @ Chicago Cubs

Wrigley Field, Chicago, IL

Tue Sep 05 1978, 3:33 AM CDT

Att. 7,579 - Sunny - 74 F

livebaseballscorecards.com

Batter	1	2	3	4	5	6	7	8	9	AB	R	H	RBI	BB	SO	LOB
Dave Cash, R (1, 4) OBP: 0.292, SLG: 0.310	F8		L9		G3		E6 5-3	1B 2B (2-H)		5	1	1	1	0	0	0
Pepe Frias, R (8, 4) OBP: 0.250, SLG: 0.533										0	0	0	0	0	0	0
Del Unser, L (1, 9) OBP: 0.290, SLG: 0.270	4-3			4-3	BB		5-3 (1-2)	1B (2-H)		2	0	0	0	1	0	0
Sam Mejias, R (7, PH) (7, 9) OBP: 0.245, SLG: 0.234					BB					2	0	1	1	0	0	1
Andre Dawson, R (1, 8) OBP: 0.304, SLG: 0.441	BBBSSSFX L9			E 5-3 1B	BBBSSSFFFB 1-2 FC6-4 BB		L4	SSS K		4	1	1	0	1	1	2
Tony Perez, R (1, 3) OBP: 0.331, SLG: 0.446		BBSSFGX 2-2 G6-3 1B		5-3 (1-H)	FC6-4 (1-2f)		5-3		L8	5	0	1	1	0	0	3
Warren Cromartie, L (1, 7) OBP: 0.339, SLG: 0.410		G6-3 (1-2f)		4-3		BBBBX 4-0 HR BB		2B 2B	G4-6-3 1B	4	2	2	0	1	0	1
Gary Carter, R (1, 2) OBP: 0.334, SLG: 0.414		1B			1B 2B		L8	E 1B 2B (2-H)	G4-6-3 (1-2f)	5	2	3	1	0	0	2
Larry Parrish, R (1, 5) OBP: 0.318, SLG: 0.456		6-3			HR 1B (2-H)	BBBSSFX 3-2 HR (1-H)		E4 1B (2-3)		4	2	2	3	0	0	2
Chris Speier, R (1, 6) OBP: 0.335, SLG: 0.333			4-3		F3	SSS K		G3 2B 1B (1-3, 3-H)		4	1	1	1	0	1	1
			F8		HR (1-H)	SSS K		G3 (1-2)								

Woodie Fryman, R (1, 1) OBP: 0.000, SLG: 0.000
Gerry Pirtle, R (2, 1)
Ed Herrmann, L (3, PH) OBP: 0.000, SLG: 0.167
Randy Miller, R (3, 1)
Ellis Valentine, R (5, PH) OBP: 0.333, SLG: 0.478
Bill Atkinson, L (5, 1) OBP: 0.000, SLG: 0.000
Wayne Twitchell, R (5, 1) OBP: 0.364, SLG: 0.667
Tom Hutton, L (8, PH) OBP: 0.364, SLG: 0.511
Darold Knowles, L (8, 1) OBP: 0.000, SLG: 0.000
Stan Bahnsen, R (8, 1) OBP: 0.000, SLG: 0.000
Mike Garman, R (8, 1)

Inning Stats	1	2	3	4	5	6	7	8	9
	R: 0 E: 0 K: 0 S: 6	R: 0 E: 0 K: 0 S: 7	R: 0 E: 0 K: 0 S: 3	R: 1 E: 0 K: 0 S: 4	R: 3 E: 0 K: 0 S: 11	R: 2 E: 0 K: 2 S: 11	R: 0 E: 1 K: 0 S: 4	R: 4 E: 1 K: 1 S: 10	R: 0 E: 0 K: 0 S: 3
	H: 0 LOB: 0 BB: 0 P: 9	H: 2 LOB: 1 BB: 0 P: 9	H: 0 LOB: 0 BB: 0 P: 3	H: 1 LOB: 0 BB: 0 P: 4	H: 3 LOB: 2 BB: 2 P: 19	H: 1 LOB: 0 BB: 1 P: 18	H: 0 LOB: 1 BB: 0 P: 4	H: 5 LOB: 1 BB: 0 P: 10	H: 1 LOB: 0 BB: 0 P: 3

1B: 7 SF: 0
2B: 4 SAC: 0
3B: 0 DP: 2
HR: 2 HBP: 0

WP: 0 PA: 42
PB: 0
SB: 1
CS: 0

TOP	
AB	39
R	10
H	13
RBI	10
BB	3
SO	3
LOB	13

PITCHER		IP	WLS	BF	H	R	ER	SO	BB	IBB	HBP	BLK	WP	HR	S	P	ERA	WHIP
Donnie Moore, R (1, 1) ERA: 4.17		4.1		18	6	4	3	0	0	0	0	0	0	1	24	29	6.23	1.385
Lynn McGlothen, R (5, 1) ERA: 3.49		0.2		4	0	0	0	0	2	0	0	0	0	0	7	15	0.00	3.000
Dave Roberts, L (6, 1) ERA: 5.27		2.0		10	2	3	3	2	1	0	0	0	0	1	16	23	13.50	1.500
Manny Seoane, R (8, 1) ERA: 4.5		0.0		2	1	0	0	0	0	0	0	0	0	0	2	2	∞	∞
Bruce Sutter, R (8, 1) ERA: 2.99		1.0	L	5	3	3	3	1	0	0	0	0	0	0	7	7	27.00	3.000

PITCHER		IP	WLS	BF	H	R	ER	SO	BB	IBB	HBP	BLK	WP	HR	S	P	ERA	WHIP
Willie Hernandez, L (9, 1) ERA: 3.86		1.0		3	1	0	0	0	0	0	0	0	0	0	3	3	0.00	1.000

BOTTOM

Batter	1	2	3	4	5	6	7	8	9	AB	R	H	RBI	BB	SO	LOB
Ivan De Jesus, R (1, 6) OBP: 0.341, SLG: 0.350	B B B S S F F X	3-2 6-3	X 0-0 FC6-4 BB 1-2f 2-3	X 0-0 SH1-4 1-2	X 0-0 P6	X 0-0 G4-3 1-2f		X 0-0 G3	2	0	0	0	0	0	2
Mick Kelleher, R (3, 6) OBP: 0.328, SLG: 0.241										0	0	0	0	0	0	0
Bobby Murcer, L (5, PH) OBP: 0.371, SLG: 0.402										1	0	0	0	0	0	3
Dave Roberts, L (6, 1) OBP: 0.340, SLG: 0.471										1	0	0	0	0	0	1
Manny Seoane, R (8, 1)										0	0	0	0	0	0	0
Bruce Sutter, R (8, 1) OBP: 0.200, SLG: 0.077										0	0	0	0	0	0	0
Willie Hernandez, L (9, 1)										0	0	0	0	0	0	0
Bill Buckner, L (9, PH) OBP: 0.337, SLG: 0.408										1	0	0	0	0	0	3
Rodney Scott, S (1, 5) OBP: 0.404, SLG: 0.306	X 0-0 5-3	B B B B 4-0 BB 1-2		S S S 0-3 K	B B B B 4-0 E BB 1-2 2-3 3-H			S S S 0-3 K		2	0	0	1	2	1	1
(6, 6)																
Rudy Meoli, L (8, 5) OBP: 0.281, SLG: 0.192										0	0	0	0	0	0	0
Ed Putman, R (8, PH) OBP: 0.368, SLG: 0.294										1	0	0	0	0	1	0
(9, 5)																
Larry Biittner, L (1, 3) OBP: 0.307, SLG: 0.352	S S S 0-3 K	X 0-0 F9		X 0-0 6-3	X 0-0 E3 1-2 2-H 3-H			X 0-0 F8		5	0	0	0	0	1	5
Dave Kingman, R (1, 7) OBP: 0.324, SLG: 0.533		X 0-0 2B 1B	X 0-0 E6 E6 1B		HR 6-3			S S S 0-3 K		5	2	3	1	0	1	2
Manny Trillo, R (1, 4) OBP: 0.324, SLG: 0.343		X 0-0 1B 2B 1-H	S S F F S 0-3 K		X 0-0 E9 1B 1B SH3-4	X 0-0 L4			X 0-0 P6	5	2	2	1	0	1	1
Gene Clines, R (1, 9) OBP: 0.326, SLG: 0.333		X 0-0 FC7-6 1B 1B 1B 2-H	X 0-0 L6-3		X 0-0 SH3-4 2-3	X 0-0 L1-3			X 0-0 L8	4	1	1	1	0	0	1
Jerry White, S (1, 8) OBP: 0.363, SLG: 0.261		X 0-0 1B 1-2	I I I I 4-0 IBB		X 0-0 1B 3-H	S S S 0-3 K			B B B B S S F F F F 4-2 BB	3	0	2	1	2	1	0
Larry Cox, R (1, 2) OBP: 0.344, SLG: 0.378	X 0-0 FC6-4 FC7-6 1B 1-2 2-3	X 0-0 E6 1-2 2-H			X 0-0 BB BB 1B E 1-2	X 0-0 FC3-6 1B			X 0-0 BB 1-2 1B	2	0	1	0	0	0	2
Dave Rader, L (5, PH) OBP: 0.279, SLG: 0.301										2	1	2	0	0	0	0
(6, 2)																
Mike Vail, R (9, PH) OBP: 0.300, SLG: 0.407										1	0	1	0	0	0	0
Donnie Moore, L (1, 1) OBP: 0.353, SLG: 0.333	X 0-0 FC7-6 FC6-4 1-2 2- 3-H		B B B B 4-0 SH1-4 BB	B B B B 4-0 BB E 1-2 2-3		X 0-0 FC3-6 G4-3 1-2f		B B B B 4-0 1-2 2-3 BB		1	0	0	1	1	0	2
Lynn McGlothen, L (5, 1) OBP: 0.154, SLG: 0.167										0	0	0	0	0	0	0
Scot Thompson, L (5, PH) OBP: 0.600, SLG: 0.500										0	1	0	0	1	0	0
Mike Sember, R (6, 5) OBP: 0.500, SLG: 0.500										1	0	0	0	0	0	1
(8, 6)																
Greg Gross, L (9, PH) OBP: 0.326, SLG: 0.365										0	0	0	0	1	0	0
Inning Stats	R: 0 E: 0 K: 1 S: 8 H: 0 LOB: 0 BB: 0 P: 11	R: 3 E: 0 K: 0 S: 8 H: 5 LOB: 3 BB: 1 P: 12	R: 0 E: 2 K: 1 S: 9 H: 1 LOB: 2 BB: 1 P: 13	R: 0 E: 0 K: 1 S: 5 H: 0 LOB: 1 BB: 1 P: 9	R: 5 E: 2 K: 0 S: 8 H: 4 LOB: 2 BB: 2 P: 16	R: 0 E: 0 K: 1 S: 5 H: 0 LOB: 0 BB: 0 P: 5	R: 0 E: 0 K: 0 S: 3 H: 1 LOB: 0 BB: 0 P: 3	R: 0 E: 0 K: 2 S: 7 H: 0 LOB: 0 BB: 0 P: 7	R: 0 E: 0 K: 0 S: 10 H: 1 LOB: 3 BB: 2 P: 18	1B: 10 2B: 1 3B: 0 HR: 1 SF: 0 SAC: 2 DP: 1 HBP: 0						

PITCHER		IP	WLS	BF	H	R	ER	SO	BB	IBB	HBP	BLK	WP	HR	S	P	ERA	WHIP
Woodie Fryman, L ERA: 3.94	(1, 1)	1.0		8	5	3	3	1	0	0	0	0	0	0	13	16	27.00	5.000
Gerry Pirtle, R ERA: 4.5	(2, 1)	1.0		4	0	0	0	0	1	0	0	0	0	0	3	7	0.00	1.000
Randy Miller, R ERA:	(3, 1)	2.0		9	1	0	0	2	1	1	0	0	0	0	14	22	0.00	1.000
Bill Atkinson, R ERA: 4.42	(5, 1)	0.1		5	4	4	3	0	0	0	0	0	0	1	5	5	81.00	12.000
Wayne Twitchell, R ERA: 5.4	(5, 1)	2.2	W	11	1	1	0	1	2	0	0	0	0	0	11	19	0.00	1.125

PITCHER		IP	WLS	BF	H	R	ER	SO	BB	IBB	HBP	BLK	WP	HR	S	P	ERA	WHIP
Darold Knowles, L ERA: 2.45	(8, 1)	1.2		6	0	0	0	2	1	0	0	0	0	0	15	19	0.00	0.600
Stan Bahnsen, R ERA: 4.25	(9, 1)	0.0		2	1	0	0	0	1	0	0	0	0	0	1	5	∞	∞
Mike Garman, R ERA: 4.52	(9, 1)	0.1	S	1	0	0	0	0	0	0	0	0	0	0	1	1	0.00	0.000

Montreal Expos @ Chicago Cubs

Wrigley Field, Chicago, IL

Tue Sep 05 1978, 3:33 AM CDT

Att. 7,579 - Sunny - 74 F

livebaseballscorecards.com

AB	37
R	7
H	12
RBI	6
BB	7
SO	6
LOB	24

WP: 0 PA: 46
PB: 0
SB: 0
CS: 0

Batter	1	2	3	4	5	6	7	8	9	AB	R	H	RBI	BB	SO	LOB
Lee Mazzilli, S (1, 8) OBP: 0.349, SLG: 0.424	4-3		1-3		K					3	0	0	0	0	1	1
Elliott Maddox, R (1, 5) OBP: 0.377, SLG: 0.342	1B SF8 1B		F7			5-3				3	1	1	0	0	0	0
Steve Henderson, R (1, 7) OBP: 0.342, SLG: 0.412	E S 1-3 1B			F8		2-3 1B				3	0	2	0	0	0	0
John Stearns, R (1, 2) OBP: 0.367, SLG: 0.423	SF8 3-H			5-3		2-3 1-2				2	0	0	1	0	0	1
Tom Grieve, R (1, 3) OBP: 0.271, SLG: 0.296	6-3 1-3			F7		F9				3	0	0	0	0	0	2
Dan Norman, R (1, 9) OBP: 0.167, SLG: 0.667		4-3			HR		1-3			3	1	1	1	0	0	0
Joel Youngblood, R (1, 4) OBP: 0.283, SLG: 0.433		F3			5-3		F2			3	0	0	0	0	0	0
Doug Flynn, R (1, 6) OBP: 0.271, SLG: 0.274		F4-3			F9		F8			3	0	0	0	0	0	0
Mike Bruhert, R (1, 1) OBP: 0.094, SLG: 0.094			4-3		1B					2	0	1	0	0	0	0
Dwight Bernard, R (5, 1) OBP: 0.500, SLG: 0.333										0	0	0	0	0	0	0
Paul Siebert, L (6, 1)										0	0	0	0	0	0	0
Inning Stats	R: 1 E: 0 K: 0 S: 5 H: 2 LOB: 1 BB: 0 P: 5	R: 0 E: 0 K: 0 S: 3 H: 0 LOB: 0 BB: 0 P: 3	R: 0 E: 0 K: 0 S: 3 H: 0 LOB: 0 BB: 0 P: 3	R: 0 E: 0 K: 0 S: 3 H: 0 LOB: 0 BB: 0 P: 3	R: 1 E: 0 K: 1 S: 7 H: 2 LOB: 1 BB: 0 P: 7	R: 0 E: 0 K: 0 S: 4 H: 1 LOB: 1 BB: 0 P: 4	R: 0 E: 0 K: 0 S: 3 H: 0 LOB: 0 BB: 0 P: 3			1B: 4 2B: 0 3B: 0 HR: 1 SF: 1 SAC: 0 DP: 0 HBP: 0						

TOP

New York Mets @ Montreal Expos

Olympic Stadium, Montreal, QB

Wed Sep 06 1978, 7:05 PM EDT

Att. 7,894 - Unknown

livebaseballscorecards.com

AB	25
R	2
H	5
RBI	2
BB	0
SO	1
LOB	4

WP: 0 PA: 26
PB: 0
SB: 1
CS: 0

PITCHER		IP	WLS	BF	H	R	ER	SO	BB	IBB	HBP	BLK	WP	HR	S	P	ERA	WHIP
Ross Grimsley, L ERA: 3.1	(1, 1)	7.0	W	26	5	2	2	1	0	0	0	0	0	1	28	28	2.57	0.714

PITCHER		IP	WLS	BF	H	R	ER	SO	BB	IBB	HBP	BLK	WP	HR	S	P	ERA	WHIP

New York Mets @ Montreal Expos

Olympic Stadium, Montreal, QB

Wed Sep 06 1978, 7:05 PM EDT

Att. 7,894 - Unknown

livebaseballscorecards.com

BOTTOM

Batter	1	2	3	4	5	6	7	8	9	AB	R	H	RBI	BB	SO	LOB
Dave Cash, R (1, 4) OBP: 0.293, SLG: 0.312	5-3		F6-3		SH1-3 1-2 2-3	WP 2-H 2B				3	0	1	1	0	0	0
Andre Dawson, R (1, 8) OBP: 0.306, SLG: 0.443	E F6 1B			2B 2B	F6-3 3-H	F8 2-3				4	1	2	1	0	0	3
Ellis Valentine, R (1, 9) OBP: 0.329, SLG: 0.481 Sam Mejias, R (7, 9) OBP: 0.245, SLG: 0.234	F6 1-H			5-3 2-H 2B	2-3 1B	BBB BB				3 0	1 0	2 0	1 0	1 0	0 0	1 0
Tony Perez, R (1, 3) OBP: 0.331, SLG: 0.445		1B 1B		5-3 2-3	F9	5-3				4	0	1	0	0	0	5
Warren Cromartie, L (1, 7) OBP: 0.340, SLG: 0.412		L7		1B 3-H 2B		1B 2B 1B	F8			4	2	2	1	0	0	1
Gary Carter, R (1, 2) OBP: 0.336, SLG: 0.416		G5-4-3 1-2 1B		P2		2B 1-2 1B				3	1	2	0	0	0	1
Larry Parrish, R (1, 5) OBP: 0.320, SLG: 0.459		G5-4-3 1-2f		2-H 1B		1B 1-H 2-H 2B				3	1	2	3	0	0	2
Chris Speier, R (1, 6) OBP: 0.337, SLG: 0.336 Stan Papi, R (6, PR) OBP: 0.331, SLG: 0.360 (7, 6)			F6-3		SH1-3 F6-3 1B	SH3-1 2-H 2B 1B				3 0	1 1	2 0	1 0	0 0	0 0	0 0
Ross Grimsley, L (1, 1) OBP: 0.183, SLG: 0.167			F6-3		1B 1-2 SH1-3 1B	SH3-1 1-2				2	0	1	0	0	0	0
Inning Stats	R: 0 E: 1 K: 0 S: 3 H: 1 LOB: 1 BB: 0 P: 3	R: 0 E: 0 K: 0 S: 4 H: 2 LOB: 1 BB: 0 P: 4	R: 0 E: 0 K: 0 S: 3 H: 0 LOB: 0 BB: 0 P: 3	R: 3 E: 0 K: 0 S: 6 H: 4 LOB: 1 BB: 0 P: 6	R: 1 E: 0 K: 0 S: 6 H: 3 LOB: 2 BB: 0 P: 6	R: 4 E: 0 K: 0 S: 8 H: 5 LOB: 2 BB: 1 P: 12	R: 0 E: 0 K: 0 S: 1 H: 0 LOB: 0 BB: 0 P: 1			1B: 10 2B: 5 3B: 0 HR: 0 SF: 0 SAC: 2 DP: 1 HBP: 0						

	AB	29
	R	8
	H	15
	RBI	8
	BB	1
	SO	0
	LOB	13

WP: 1 PA: 32
PB: 0
SB: 0
CS: 0

PITCHER		IP	WLS	BF	H	R	ER	SO	BB	IBB	HBP	BLK	WP	HR	S	P	ERA	WHIP
Mike Bruhert, R ERA: 4.95	(1, 1)	4.2	L	21	10	4	4	0	0	0	0	0	0	0	21	21	7.71	2.143
Dwight Bernard, R ERA: 3.86	(5, 1)	0.2		7	5	4	4	0	0	0	0	0	0	0	7	7	54.00	7.500
Paul Siebert, L ERA: 5.54	(6, 1)	1.0		4	0	0	0	0	1	0	0	0	1	0	3	7	0.00	1.000

PITCHER	IP	WLS	BF	H	R	ER	SO	BB	IBB	HBP	BLK	WP	HR	S	P	ERA	WHIP

Batter	1	2	3	4	5	6	7	8	9	AB	R	H	RBI	BB	SO	LOB
Lee Mazzilli, S (1, 8) OBP: 0.349, SLG: 0.424	BBBB 4-0 F8 S 1B BB	x 0-0 2-H 1B 2B	x 0-0 ② FC3-2 BB BB 3-H		x 0-0 ② F7			x 0-0 ① F8		4	1	1	1	1	0	2
Elliott Maddox, R (1, 5) OBP: 0.380, SLG: 0.342	BBBBB 4-0 1B 1-2 FC5-4 BB	x 0-0 ② BB HR 2-H 1B	BBBBB 4-0 BB 1-2 BB		x 0-0 ③ F2			x 0-0 ② F9		3	2	1	0	2	0	1
Steve Henderson, R (1, 7) OBP: 0.343, SLG: 0.410	x 0-0 ① F8 2-3	BBBB 4-0 1-2 HR BB	BBBB 4-0 1-2 2-3 BB			x 0-0 ① 4-3		SSS 0-3 ③ K		3	1	0	0	2	1	2
Willie Montanez, L (1, 3) OBP: 0.316, SLG: 0.400	x 0-0 FC5-4 1-3 3-H 1B	x 0-0 ③ 1-H 2-H HR	SSS 0-3 ③ K			x 0-0 ② F4			x 0-0 ① G3	5	1	2	4	0	1	3
John Stearns, R (1, 2) OBP: 0.368, SLG: 0.420	x 0-0 ② FC5-4 S 1-2f 3-H	SSS 0-3 ③ K		x 0-0 ① F7		BBBB 4-0 FC5-4 BB			H 1-0 WP FC6-2 HBP	3	0	0	1	1	1	1
Bruce Boisclair, L (1, 9) OBP: 0.296, SLG: 0.330 Dan Norman, R (6, PH) OBP: 0.125, SLG: 0.500 (6, 9)	SSS 0-3 ③ K 1-2		x 0-0 BB 3B 1B	x 0-0 ② 4-3		x 0-0 ③ FC5-4 1-2f			x 0-0 ② FC6-2 1-H	3 2	1 0	1 0	0 0	0 0	1 0	1 2
Joel Youngblood, R (1, 4) OBP: 0.286, SLG: 0.444		x 0-0 HR	BBBB 4-0 1-2 3B BB	x 0-0 ③ L8			x 0-0 ① 6-3		x 0-0 ③ F7	4	2	1	1	1	0	1
Doug Flynn, R (1, 6) OBP: 0.274, SLG: 0.281	BBBB 4-0 SH1-3 2B BB	x 0-0 1-H 2-H FC3-2 3B			x 0-0 1B		x 0-0 ② F5-3			3	1	2	2	1	0	0
Nino Espinosa, R (1, 1) OBP: 0.233, SLG: 0.271	x 0-0 ① SH1-3 1-2	x 0-0 ① 6-3			SSS 0-3 ① K		SSS 0-3 ③ K			3	0	0	0	0	2	2
Inning Stats	R: 2 E: 0 K: 1 S: 6 H: 1 LOB: 1 BB: 2 P: 14	R: 5 E: 0 K: 1 S: 8 H: 4 LOB: 0 BB: 2 P: 16	R: 2 E: 0 K: 1 S: 7 H: 2 LOB: 3 BB: 3 P: 19	R: 0 E: 0 K: 0 S: 3 H: 0 LOB: 0 BB: 0 P: 3	R: 0 E: 0 K: 1 S: 6 H: 1 LOB: 1 BB: 0 P: 6	R: 0 E: 0 K: 0 S: 3 H: 0 LOB: 1 BB: 1 P: 7	R: 0 E: 0 K: 1 S: 5 H: 0 LOB: 0 BB: 0 P: 5	R: 0 E: 0 K: 1 S: 5 H: 0 LOB: 0 BB: 0 P: 5	R: 0 E: 0 K: 0 S: 3 H: 0 LOB: 1 BB: 0 P: 4	1B: 4 2B: 1 3B: 1 HR: 2 SF: 0 SAC: 1 DP: 0 HBP: 1						

TOP

New York Mets @ Montreal Expos

Olympic Stadium, Montreal, QB

Thu Sep 07 1978, 7:05 PM EDT

Att. 10,161 - Unknown

livebaseballscorecards.com

AB	33
R	9
H	8
RBI	9
BB	8
SO	6
LOB	15

WP: 2 PB: 0 SB: 2 CS: 0 PA: 43

PITCHER		IP	WLS	BF	H	R	ER	SO	BB	IBB	HBP	BLK	WP	HR	S	P	ERA	WHIP
Bob James, R ERA: 36.0	(1, 1)	1.0	L	8	2	4	4	1	3	0	0	0	0	1	7	19	36.00	5.000
Gerry Pirtle, R ERA: 5.96	(2, 1)	1.2		13	5	5	5	1	4	0	0	0	0	1	11	27	27.00	5.400
Randy Miller, R ERA:	(3, 1)	0.1		1	0	0	0	1	0	0	0	0	0	0	3	3	0.00	0.000
Rudy May, L ERA: 4.24	(4, 1)	3.0		11	1	0	0	1	1	0	0	0	0	0	12	16	0.00	0.667
Bill Atkinson, R ERA: 4.2	(7, 1)	2.0		6	0	0	0	2	0	0	0	0	0	0	10	10	0.00	0.000

PITCHER		IP	WLS	BF	H	R	ER	SO	BB	IBB	HBP	BLK	WP	HR	S	P	ERA	WHIP
Sam Mejias, R ERA:	(9, 1)	1.0		4	0	0	0	0	0	0	1	0	1	0	3	4	0.00	0.000

New York Mets @ Montreal Expos

Olympic Stadium, Montreal, QB

Thu Sep 07 1978, 7:05 PM EDT

Att. 10,161 - Unknown

livebaseballscorecards.com

BOTTOM

Batter	1	2	3	4	5	6	7	8	9	AB	R	H	RBI	BB	SO	LOB
Dave Cash, R (1, 4) OBP: 0.292, SLG: 0.311	F6-3		F9			K		F6-4-3 (2-H) 1B		4	0	1	1	0	1	1
Andre Dawson, R (1, 8) OBP: 0.305, SLG: 0.442	K			F6-3		1B (2-3)		F6-4-3 (1-2)		4	0	1	0	0	1	1
Ellis Valentine, R (1, 9) OBP: 0.332, SLG: 0.489	3B			1B 2B		SF8 (3-H)		BB		2	1	2	1	1	0	0
Tony Perez, R (1, 3) OBP: 0.331, SLG: 0.444	F6-3			F4-6-3 (2-H) 1B		5-3		F7		3	0	1	1	0	0	2
Bill Atkinson, L (7, 1) OBP: 0.500, SLG: 0.500										0	0	0	0	0	0	0
Ed Herrmann, L (8, PH) OBP: 0.182, SLG: 0.164										1	0	0	0	0	0	1
Sam Mejias, R (9, 1) OBP: 0.245, SLG: 0.234										0	0	0	0	0	0	0
Warren Cromartie, L (1, 7) OBP: 0.338, SLG: 0.409		F8		F4-6-3 (1-2)			G3		F9	4	0	0	0	0	0	1
Gary Carter, R (1, 2) OBP: 0.334, SLG: 0.413		F6-3			F7		F7		F6-3	3	0	0	0	0	0	0
Jerry Fry, R (8, 2)										1	0	0	0	0	0	0
Larry Parrish, R (1, 5) OBP: 0.320, SLG: 0.458		F7			F6-3 1B		L8			4	0	1	0	0	0	0
Chris Speier, R (1, 6) OBP: 0.337, SLG: 0.338			F8		F6-3 (1-2)			2B 2B		3	1	1	0	0	0	1
Bob James, R (1, 1)			P5			1B SF8 2B		1B (2-H) 2B		0	0	0	0	0	0	0
Gerry Pirtle, R (2, 1)										0	0	0	0	0	0	0
Randy Miller, R (3, 1)										0	0	0	0	0	0	0
Del Unser, L (3, PH) OBP: 0.288, SLG: 0.268										1	0	0	0	0	0	0
Rudy May, L (4, 1) OBP: 0.231, SLG: 0.222										0	0	0	0	0	0	0
Tom Hutton, L (6, PH) OBP: 0.329, SLG: 0.327										2	2	2	1	0	0	0
										0	0	0	0	0	0	0
Inning Stats	R: 0 E: 0 K: 1 S: 6 H: 1 LOB: 1 BB: 0 P: 6	R: 0 E: 0 K: 0 S: 3 H: 0 LOB: 0 BB: 0 P: 3	R: 0 E: 0 K: 0 S: 3 H: 0 LOB: 0 BB: 0 P: 3	R: 1 E: 0 K: 0 S: 4 H: 2 LOB: 0 BB: 0 P: 4	R: 0 E: 0 K: 0 S: 3 H: 1 LOB: 0 BB: 0 P: 3	R: 1 E: 0 K: 1 S: 7 H: 2 LOB: 1 BB: 0 P: 7	R: 0 E: 0 K: 0 S: 3 H: 0 LOB: 0 BB: 0 P: 3	R: 2 E: 0 K: 0 S: 5 H: 3 LOB: 1 BB: 1 P: 9	R: 0 E: 0 K: 0 S: 3 H: 0 LOB: 0 BB: 0 P: 3	1B: 4 2B: 4 3B: 1 HR: 0	SF: 1 SAC: 0 DP: 3 HBP: 0						

PITCHER		IP	WLS	BF	H	R	ER	SO	BB	IBB	HBP	BLK	WP	HR	S	P	ERA	WHIP	PITCHER		IP	WLS	BF	H	R	ER	SO	BB	IBB	HBP	BLK	WP	HR	S	P	ERA	WHIP
Nino Espinosa, R (1, 1) ERA: 4.65		9.0	W	34	9	4	4	2	1	0	0	0	0	0	37	41	4.00	1.111																			

AB	32
R	4
H	9
RBI	4
BB	1
SO	2
LOB	7

WP: 0 PA: 34
PB: 0
SB: 0
CS: 0

Chicago Cubs @ Montreal Expos

Olympic Stadium, Montreal, QB

Sat Sep 09 1978, 7:05 PM EDT

Att. 15,217 - Unknown - 56 F

TOP

livebaseballscorecards.com

Batter	1	2	3	4	5	6	7	8	9	AB	R	H	RBI	BB	SO	LOB
Ivan De Jesus, R (1, 6) OBP: 0.345, SLG: 0.351	BBBB 4-0 1B S G3 BB	x 0-0 1-2 1B		x 0-0 S 2-3 1B 1B		BBBB 4-0 S BB		x 0-0 ① P4		3	2	2	0	2	0	0
Rodney Scott, S (1, 5) OBP: 0.411, SLG: 0.322	x SSLX 0-0 WP G3 1-3 1B 1B	0-2 ②③ G5-3 2-3f		x 0-0 1B 1-H 3-H 1B		SSS 0-3 ③ K 1-2		BBBB 4-0 S BB		4	1	2	2	1	1	3
Bobby Murcer, L (1, 8) OBP: 0.374, SLG: 0.401	x 0-0 ① G3 1-2 3-H	SSS 0-3 ① K		x 0-0 1-3 1B			x 0-0 ① L9	x 0-0 ② F5		5	0	1	1	0	1	2
Mike Vail, R (1, 9) OBP: 0.294, SLG: 0.413	x 0-0 BB 1B 2-H 1B	x 0-0 ② 1-3	SSS 0-3 ③ K				x 0-0 HR	x 0-0 ③ P4 1-3		5	1	2	2	0	1	3
Manny Trillo, R (1, 4) OBP: 0.323, SLG: 0.340	x 0-0 BB 1-2 1B		SSS 0-3 ③ K		x 0-0 ① 1-3		BBBB 4-0 BB 1B BB		x 0-0 ① 6-3	4	0	1	0	1	1	0
Gene Clines, R (1, 7) OBP: 0.322, SLG: 0.325	BBBB 4-0 G4-6-3 1-2 2-3 BB			x 0-0 ① L4-3	x 0-0 ② L9		x 0-0 BB 1-2 1B		SSS 0-3 ② K	4	0	1	0	1	1	0
Larry Biittner, L (1, 3) OBP: 0.298, SLG: 0.343	x 0-0 ②③ G4-6-3 1-2f			BBSSFFX 2-2 ② 4-1	SSFX 0-2 ③ F5		x 0-0 ② L8		x 0-0 ③ F8	5	0	0	0	0	0	5
Tim Blackwell, S (1, 2) OBP: 0.367, SLG: 0.284		BBBSSFB 4-2 FC2-6 BB		BBBB 4-0 2B BB		x 0-0 ① 4-3	BBBB 4-0 1-2 2-3 BB			1	1	0	0	3	0	0
Mike Krukow, R (1, 1) OBP: 0.297, SLG: 0.353 Bruce Sutter, R (9, 1) OBP: 0.200, SLG: 0.077		x 0-0 ① FC2-6 G5-3 1B 1-2f		x 0-0 1B 1-H 1B 2B		x 0-0 ② F9	x 0-0 ③ F8			4	1	1	1	0	0	4
										0	0	0	0	0	0	0

	AB	35
	R	6
	H	10
	RBI	6
	BB	8
	SO	5
	LOB	17

Inning Stats																																		
	R: 2	E: 0	K: 0	S: 5	H: 3	LOB: 2	BB: 2	P: 13	R: 0	E: 0	K: 0	S: 10	H: 1	LOB: 1	BB: 1	P: 14	R: 0	E: 0	K: 2	S: 7	H: 0	LOB: 0	BB: 0	P: 7	R: 3	E: 0	K: 1	S: 13	H: 4	LOB: 2	BB: 1	P: 19	R: 0	E: 0	K: 0	S: 6	H: 0	LOB: 0	BB: 0	P: 6
	R: 0	E: 0	K: 1	S: 5	H: 0	LOB: 1	BB: 1	P: 9	R: 1	E: 0	K: 0	S: 5	H: 2	LOB: 3	BB: 2	P: 13	R: 0	E: 0	K: 0	S: 3	H: 0	LOB: 1	BB: 1	P: 7	R: 0	E: 0	K: 1	S: 5	H: 0	LOB: 0	BB: 0	P: 5	1B: 8	2B: 1	3B: 0	HR: 1	SF: 0	SAC: 0	DP: 2	HBP: 0	WP: 1	PB: 0	SB: 5	CS: 0	PA: 43

PITCHER		IP	WLS	BF	H	R	ER	SO	BB	IBB	HBP	BLK	WP	HR	S	P	ERA	WHIP
Dan Schatzeder, L ERA: 2.66	(1, 1)	3.2	L	20	7	5	5	2	4	0	0	0	1	0	31	49	12.27	3.000
Randy Miller, R ERA:	(4, 1)	1.1		5	1	0	0	1	0	0	0	0	0	0	10	10	0.00	0.750
Bill Atkinson, R ERA: 4.25	(6, 1)	1.2		10	2	1	1	1	3	0	0	0	0	1	9	21	5.40	3.000
Mike Garman, R ERA: 4.63	(7, 1)	1.1		5	0	0	0	0	1	0	0	0	0	0	4	8	0.00	0.750
David Palmer, R ERA:	(9, 1)	1.0		3	0	0	0	1	0	0	0	0	0	0	5	5	0.00	0.000

PITCHER	IP	WLS	BF	H	R	ER	SO	BB	IBB	HBP	BLK	WP	HR	S	P	ERA	WHIP

Chicago Cubs @ Montreal Expos

Olympic Stadium, Montreal, QB

Sat Sep 09 1978, 7:05 PM EDT

Att. 15,217 - Unknown - 56 F

BOTTOM

livebaseballscorecards.com

Batter	1	2	3	4	5	6	7	8	9	AB	R	H	RBI	BB	SO	LOB
Dave Cash, R (1, 4) OBP: 0.290, SLG: 0.308	F3			4-3		6-3		P5		4	0	0	0	0	0	1
Andre Dawson, R (1, 8) OBP: 0.303, SLG: 0.437	K			4-3		6-3		G6-4-3		4	0	0	0	0	1	1
Ellis Valentine, R (1, 9) OBP: 0.332, SLG: 0.487	K			4-3		K			1B	4	1	1	0	0	2	0
Tony Perez, R (1, 3) OBP: 0.335, SLG: 0.446 Pepe Frias, R (9, PR) OBP: 0.250, SLG: 0.533		4-3			BB		1B		L3	3 0	1 0	2 0	0 0	1 0	0 0	0 0
Warren Cromartie, L (1, 7) OBP: 0.337, SLG: 0.407 Sam Mejias, R (8, 7) OBP: 0.240, SLG: 0.229		F8			4-3		1B		L3	3 1	1 0	2 0	0 0	0 0	0 0	0 2
Larry Parrish, R (1, 5) OBP: 0.320, SLG: 0.456		6-3			4-3		F8		WP BB	4	0	2	2	0	0	2
Chris Speier, R (1, 6) OBP: 0.338, SLG: 0.339			4-3		4-3		L7		WP	3	0	0	1	1	0	3
Jerry Fry, R (1, 2)			L8		K		K		BB	3	0	0	0	0	2	3
Gary Carter, R (9, PH) OBP: 0.334, SLG: 0.411										0	0	0	0	1	0	0
Dan Schatzeder, L (1, 1) OBP: 0.275, SLG: 0.385 Randy Miller, R (4, 1)			4-3		4-3			G6-4-3	4-3	1 0	0 0	0 0	0 0	0 0	0 0	0 0
Tom Hutton, L (5, PH) OBP: 0.325, SLG: 0.323 Bill Atkinson, L (6, 1) OBP: 0.500, SLG: 0.500 Mike Garman, R (7, 1)										1 0 0	0 0 0	0 0 0	0 0 0	0 0 0	0 0 0	1 0 0
Del Unser, L (8, PH) OBP: 0.291, SLG: 0.268 David Palmer, R (9, 1)										0 0	0 0	0 0	0 0	1 0	0 0	0 0
Ed Herrmann, L (9, PH) OBP: 0.177, SLG: 0.160										1	0	0	0	0	0	3

Inning Stats	1	2	3	4	5	6	7	8	9
	R: 0 E: 0 K: 2 S: 7	H: 0 LOB: 0 BB: 0 P: 7	R: 0 E: 0 K: 0 S: 3	H: 0 LOB: 0 BB: 0 P: 3	R: 0 E: 0 K: 0 S: 6	H: 0 LOB: 0 BB: 0 P: 9	R: 0 E: 0 K: 0 S: 6	H: 0 LOB: 0 BB: 0 P: 7	R: 2 E: 0 K: 1 S: 7	H: 2 LOB: 1 BB: 1 P: 11	R: 0 E: 0 K: 1 S: 5	H: 0 LOB: 0 BB: 0 P: 5	R: 0 E: 0 K: 1 S: 7	H: 2 LOB: 2 BB: 0 P: 7	R: 0 E: 0 K: 0 S: 5	H: 0 LOB: 0 BB: 1 P: 12	R: 1 E: 0 K: 0 S: 8	H: 3 LOB: 3 BB: 2 P: 16

1B: 7	SF: 0
2B: 1	SAC: 0
3B: 0	DP: 2
HR: 0	HBP: 0
WP: 1	PA: 36
PB: 0	
SB: 0	
CS: 0	

AB	32
R	3
H	7
RBI	3
BB	4
SO	5
LOB	16

PITCHER		IP	WLS	BF	H	R	ER	SO	BB	IBB	HBP	BLK	WP	HR	S	P	ERA	WHIP
Mike Krukow, R ERA: 4.11	(1, 1)	8.2	W	34	7	3	3	5	3	0	0	0	0	0	53	72	3.12	1.154
Bruce Sutter, R ERA: 2.87	(9, 1)	0.1	S	2	0	0	0	0	1	0	0	0	1	0	1	5	0.00	3.000

PITCHER	IP	WLS	BF	H	R	ER	SO	BB	IBB	HBP	BLK	WP	HR	S	P	ERA	WHIP

Batter	1	2	3	4	5	6	7	8	9	AB	R	H	RBI	BB	SO	LOB
Ivan De Jesus, R (1, 6) OBP: 0.345, SLG: 0.349	6-3		BBBB 4-0 S E BB	P7		6-3 2-3		BBB 4-0 E 1B BB		3	2	0	0	2	0	1
Rodney Scott, S (1, 5) OBP: 0.413, SLG: 0.325 Mick Kelleher, R (1, 5) OBP: 0.333, SLG: 0.254	1B 1B 9-2 1B		P6		BBBSSFX 3-2 F8	2B 3-H 1B		1-H 1B 1B		1 4	0 0	1 2	0 2	0 0	0 0	0 1
Bobby Murcer, L (1, 8) (8, 9) OBP: 0.379, SLG: 0.412	1B 1-2 1B		E9 1-H 2B 1B		WP 1B 2B	1-3 2B		1-2 1B		5	2	5	1	0	0	0
Mike Vail, R (1, 9) OBP: 0.297, SLG: 0.419 Jerry White, S (8, 8) OBP: 0.364, SLG: 0.271	1-2 2-3 1B		2B 3-H 2B		6-3 2-3	6-3		F8		5 0	1 0	2 0	1 0	0 0	0 0	5 0
Manny Trillo, R (1, 4) OBP: 0.323, SLG: 0.341	9-2 3-Hf		2B 2-H 2B		BBBSSFB 4-2 1B BB		4-3		6-3	4	0	1	1	1	0	3
Gene Clines, R (1, 7) OBP: 0.332, SLG: 0.333		1B	IBB		FC6-4 1-2 3-H 1B		L6-3		1B 1B	4	0	3	1	1	0	0
Larry Biittner, L (1, 3) OBP: 0.299, SLG: 0.342		BBB 4-0 G6-4-3 BB	3-1		FC6-4 1-2f		L8		FC6-4 1-3 1B	4	0	1	0	1	0	4
Tim Blackwell, S (1, 2) OBP: 0.359, SLG: 0.271		G6-4-3 1-2f		6-3		BBBB 4-0 6-3 SH1-4 1B BB		SSS 0-3 K	0-3 K	4	1	0	0	1	2	3
Rick Reuschel, R (1, 1) OBP: 0.169, SLG: 0.164			SSS 0-3 K	0-3 K		SH1-4 1-2		4-3	FC6-4 1-2f	4	0	0	0	0	2	2
Inning Stats	R: 0 E: 0 K: 0 S: 5 H: 3 LOB: 2 BB: 0 P: 5	R: 0 E: 0 K: 0 S: 2 H: 1 LOB: 0 BB: 1 P: 6	R: 3 E: 1 K: 1 S: 8 H: 3 LOB: 2 BB: 2 P: 16	R: 0 E: 0 K: 1 S: 5 H: 0 LOB: 0 BB: 0 P: 5	R: 1 E: 0 K: 0 S: 13 H: 2 LOB: 2 BB: 1 P: 20	R: 1 E: 0 K: 0 S: 5 H: 2 LOB: 2 BB: 1 P: 9	R: 0 E: 0 K: 0 S: 3 H: 0 LOB: 0 BB: 0 P: 3	R: 1 E: 1 K: 1 S: 7 H: 2 LOB: 2 BB: 1 P: 11	R: 0 E: 0 K: 1 S: 7 H: 2 LOB: 2 BB: 0 P: 7	1B: 11 2B: 5 3B: 0 HR: 0 SF: 0 SAC: 1 DP: 2 HBP: 0							

Chicago Cubs @ Montreal Expos

Olympic Stadium, Montreal, QB

Sun Sep 10 1978, 3:33 AM EDT

Att. 14,772 - Sunny - 58 F

TOP

AB	38
R	6
H	15
RBI	6
BB	6
SO	4
LOB	19

Inning Stats	WP	PA
	1	45
	PB: 0	
	SB: 1	
	CS: 0	

livebaseballscorecards.com

PITCHER	IP	WLS	BF	H	R	ER	SO	BB	IBB	HBP	BLK	WP	HR	S	P	ERA	WHIP
Woodie Fryman, L (1, 1) ERA: 4.01	4.0	L	19	7	3	3	2	2	1	0	0	0	0	20	32	6.75	2.250
Wayne Twitchell, R (5, 1) ERA: 5.37	3.0		15	4	2	2	0	2	0	0	0	1	0	21	32	6.00	2.000
David Palmer, R (8, 1) ERA:	0.2		5	2	1	0	1	1	0	0	0	0	0	6	10	0.00	4.500
Stan Bahnsen, R (8, 1) ERA: 3.99	1.1		6	2	0	0	1	0	0	0	0	0	0	8	8	0.00	1.500

PITCHER	IP	WLS	BF	H	R	ER	SO	BB	IBB	HBP	BLK	WP	HR	S	P	ERA	WHIP

Chicago Cubs @ Montreal Expos

Olympic Stadium, Montreal, QB

Sun Sep 10 1978, 3:33 AM EDT

Att. 14,772 - Sunny - 58 F

BOTTOM

Batter	1	2	3	4	5	6	7	8	9	AB	R	H	RBI	BB	SO	LOB
Dave Cash, R (1, 4) OBP: 0.289, SLG: 0.309	L8		WP, 2B	5-3			E6, 5-3, HR		L8	5	1	1	0	0	0	3
Andre Dawson, R (1, 8) OBP: 0.300, SLG: 0.433	K		1-3 2-3		F8		5-3 1-2		3-1	5	0	0	0	0	1	3
Ellis Valentine, R (1, 9) OBP: 0.333, SLG: 0.493	1B		1-3		K		HR 2-H			4	1	2	2	0	1	1
Tony Perez, R (1, 3) OBP: 0.333, SLG: 0.442	K		4-3		L7		5-3			4	0	0	0	0	1	2
Warren Cromartie, L (1, 7) OBP: 0.342, SLG: 0.411		1B, S, 1B		1-6-3, 1B, 6-3, 1B		1B		BB, G4-6-3		3	1	3	0	1	0	0
Larry Parrish, R (1, 5) OBP: 0.322, SLG: 0.457		1-3, 1B		6-3, 1-6-3 1-2, 1B	L3			G4-6-3 1-2f		4	0	2	0	0	0	2
Chris Speier, R (1, 6) OBP: 0.335, SLG: 0.336	K			1-6-3 1-2 2-3	K			4-3		4	0	0	0	0	2	5
Bob Reece, R (1, 2) OBP: 0.100, SLG: 0.200 Tom Hutton, L (9, PH) OBP: 0.328, SLG: 0.323	K			6-3 2-3 3-H	K				BB	3 0	0 0	0 0	1 0	0 1	2 0	4 0
Woodie Fryman, R (1, 1) OBP: 0.059, SLG: 0.100 Del Unser, L (4, PH) OBP: 0.295, SLG: 0.268 Wayne Twitchell, R (5, 1) OBP: 0.169, SLG: 0.087 Stan Papi, R (7, PH) OBP: 0.328, SLG: 0.357 David Palmer, R (8, 1) Stan Bahnsen, R (8, 1) OBP: 0.091, SLG: 0.091 Gary Carter, R (9, PH) OBP: 0.333, SLG: 0.411	K			BB			K		K	1 0 0 1 0 0 0 1	0 0 0 0 0 0 0 0	0 0 0 0 0 0 0 1	0 1 0 0 0 0 0 1	1 0 0 0 0 0 0 0	2 0 0 1 0 0 0 1	0 0 0 0 0 0 0 1
Inning Stats	R: 0 E: 0 K: 2 S: 8 H: 1 LOB: 1 BB: 0 P: 8	R: 0 E: 0 K: 3 S: 11 H: 2 LOB: 2 BB: 0 P: 11	R: 0 E: 0 K: 0 S: 7 H: 1 LOB: 1 BB: 0 P: 8	R: 1 E: 0 K: 0 S: 8 H: 2 LOB: 2 BB: 1 P: 12	R: 0 E: 0 K: 1 S: 5 H: 0 LOB: 0 BB: 0 P: 5	R: 0 E: 0 K: 2 S: 8 H: 1 LOB: 1 BB: 0 P: 8	R: 2 E: 1 K: 1 S: 14 H: 1 LOB: 0 BB: 0 P: 17	R: 0 E: 0 K: 0 S: 2 H: 0 LOB: 0 BB: 1 P: 6	R: 0 E: 0 K: 1 S: 5 H: 0 LOB: 1 BB: 1 P: 9	1B: 6 2B: 1 3B: 0 HR: 1 SF: 0 SAC: 0 DP: 1 HBP: 0						

PITCHER	IP	WLS	BF	H	R	ER	SO	BB	IBB	HBP	BLK	WP	HR	S	P	ERA	WHIP
Rick Reuschel, R (1, 1) ERA: 3.09	9.0	W	38	8	3	1	10	3	0	0	0	1	1	68	84	1.00	1.222

PITCHER	IP	WLS	BF	H	R	ER	SO	BB	IBB	HBP	BLK	WP	HR	S	P	ERA	WHIP

AB	35
R	3
H	8
RBI	3
BB	3
SO	10
LOB	23

WP: 1 PA: 38
PB: 0
SB: 1
CS: 0

livebaseballscorecards.com

Batter	1	2	3	4	5	6	7	8	9	AB	R	H	RBI	BB	SO	LOB
Garry Templeton, S (1, 6) OBP: 0.302, SLG: 0.370	5-3			4-3			4-3		4-3	4	0	0	0	0	0	0
Jim Lentine, R (1, 7) Roger Freed, R (9, PH) OBP: 0.273, SLG: 0.370	F7			4-3			4-3		4-3	3 1	0 0	0 0	0 0	0 0	0 0	0 0
Jerry Morales, R (1, 9) OBP: 0.285, SLG: 0.336	K			L6			F7			3	0	0	0	0	1	0
Ted Simmons, S (1, 2) OBP: 0.376, SLG: 0.527		1-3			F9			6-3		3	0	0	0	0	0	0
George Hendrick, R (1, 8) OBP: 0.334, SLG: 0.471		1-3			F2			1B 2B		3	1	1	0	0	0	0
Ken Reitz, R (1, 5) OBP: 0.277, SLG: 0.361		F9			F7			1B 1B		3	0	1	0	0	0	0
Keith Hernandez, L (1, 3) OBP: 0.349, SLG: 0.388			6-3			4-3		G6-4-3 1-2 2-H 1B		3	0	1	1	0	0	0
Mike Tyson, R (1, 4) OBP: 0.286, SLG: 0.312			5-3			1-3		G6-4-3 1-2f		3	0	0	0	0	0	2
John Denny, R (1, 1) OBP: 0.217, SLG: 0.234 Tony Scott, S (9, PH) OBP: 0.289, SLG: 0.295			1-3			4-3			F9	2 1	0 0	0 0	0 0	0 0	0 0	0 0

TOP

St. Louis Cardinals @ Montreal Expos

Olympic Stadium, Montreal, QB

Mon Sep 11 1978, 7:05 PM EDT

Att. 4,949 - Unknown

livebaseballscorecards.com

AB	29
R	1
H	3
RBI	1
BB	0
SO	1
LOB	2

Inning Stats	1	2	3	4	5	6	7	8	9
R	0	0	0	0	0	0	0	1	0
E	0	0	0	0	0	0	0	0	0
K	1	0	0	0	0	0	0	0	0
S	5	3	3	3	3	3	3	5	3
H	0	0	0	0	0	0	0	3	0
LOB	0	0	0	0	0	0	0	1	0
BB	0	0	0	0	0	0	0	0	0
P	5	3	3	3	3	3	3	5	3

	1B	SF	WP	PA
	2	0	0	29
	2B	SAC	PB	
	1	0	0	
	3B	DP	SB	
	0	1	0	
	HR	HBP	CS	
	0	0	0	

PITCHER	IP	WLS	BF	H	R	ER	SO	BB	IBB	HBP	BLK	WP	HR	S	P	ERA	WHIP
Ross Grimsley, L (1, 1) ERA: 3.02	9.0	W	29	3	1	1	1	0	0	0	0	0	0	31	31	1.00	0.333

PITCHER	IP	WLS	BF	H	R	ER	SO	BB	IBB	HBP	BLK	WP	HR	S	P	ERA	WHIP

Batter	1	2	3	4	5	6	7	8	9	AB	R	H	RBI	BB	SO	LOB
Dave Cash, R (1, 4) OBP: 0.290, SLG: 0.310	5-3		2B 1B		FC4 1B			1-6-3		4	1	2	0	0	0	0
Andre Dawson, R (1, 8) OBP: 0.302, SLG: 0.437	1-3		1-H 2B		FC4 CS 1-2f			L6-4 2B		4	0	2	1	0	0	1
Ellis Valentine, R (1, 9) OBP: 0.330, SLG: 0.490	F9		K		CS 1-2	6-3		L6-4 2-3		4	0	0	0	0	1	2
Tony Perez, R (1, 3) OBP: 0.335, SLG: 0.444		G4-6-3 1B		S HR 1B		6-3				3	1	2	0	0	0	0
Warren Cromartie, L (1, 7) OBP: 0.342, SLG: 0.410		G4-6-3 1-2f		K 1-2		1B				3	0	1	0	0	1	2
Gary Carter, R (1, 2) OBP: 0.335, SLG: 0.418		1B		2-H HR		F7				3	1	2	2	0	0	1
Larry Parrish, R (1, 5) OBP: 0.320, SLG: 0.454		F9		F9			6-3			3	0	0	0	0	0	1
Chris Speier, R (1, 6) OBP: 0.333, SLG: 0.334			K2-3	F8			L5			3	0	0	0	0	1	0
Ross Grimsley, L (1, 1) OBP: 0.176, SLG: 0.160			5-3		4-3		4-3			3	0	0	0	0	0	0
Inning Stats	R: 0 E: 0 K: 0 S: 3 H: 0 LOB: 0 BB: 0 P: 3	R: 0 E: 0 K: 0 S: 4 H: 2 LOB: 1 BB: 0 P: 4	R: 1 E: 0 K: 2 S: 9 H: 2 LOB: 1 BB: 0 P: 9	R: 2 E: 0 K: 1 S: 7 H: 2 LOB: 0 BB: 0 P: 7	R: 0 E: 0 K: 0 S: 3 H: 1 LOB: 0 BB: 0 P: 3	R: 0 E: 0 K: 0 S: 4 H: 1 LOB: 1 BB: 0 P: 4	R: 0 E: 0 K: 0 S: 3 H: 0 LOB: 0 BB: 0 P: 3	R: 0 E: 0 K: 0 S: 3 H: 1 LOB: 0 BB: 0 P: 3		1B: 6 2B: 3 3B: 0 HR: 1 SF: 0 SAC: 0 DP: 2 HBP: 0						

PITCHER	IP	WLS	BF	H	R	ER	SO	BB	IBB	HBP	BLK	WP	HR	S	P	ERA	WHIP
John Denny, R (1, 1) ERA: 3.17	8.0	L	30	9	3	3	3	0	0	0	0	0	1	36	36	3.38	1.125

PITCHER	IP	WLS	BF	H	R	ER	SO	BB	IBB	HBP	BLK	WP	HR	S	P	ERA	WHIP

BOTTOM

St. Louis Cardinals @ Montreal Expos

Olympic Stadium, Montreal, QB

Mon Sep 11 1978, 7:05 PM EDT

Att. 4,949 - Unknown

livebaseballscorecards.com

AB	30
R	3
H	9
RBI	3
BB	0
SO	3
LOB	7

Batter	1	2	3	4	5	6	7	8	9	AB	R	H	RBI	BB	SO	LOB
Tony Scott, S (1, 7) OBP: 0.284, SLG: 0.290	S S S 0-3 ① K			S S S 0-3 ① K	x 0-0 ③ L5			x 0-0 ① F8		4	0	0	0	0	2	1
Jerry Morales, R (1, 9) OBP: 0.285, SLG: 0.334 Mark Littell, L (8, 1)	S S S 0-3 ② K			B B B B 4-0 1B 1B BB		x 0-0 ① F9		x 0-0 ② F7		3 0	1 0	0 0	0 0	1 0	1 0	1 0
Keith Hernandez, L (1, 3) OBP: 0.348, SLG: 0.387	S S S 0-3 ③ K			x 0-0 BB 1B 1-3 1B		x 0-0 ② F8		x 0-0 ③ 6-3		4	0	1	0	0	1	1
Ted Simmons, S (1, 2) OBP: 0.375, SLG: 0.524		H 1-0 G4-6-3 HBP		x 0-0 ② P4		x 0-0 ③ F7			S S S 0-3 ① K	3	0	0	0	0	1	2
George Hendrick, R (1, 8) OBP: 0.333, SLG: 0.469		x 0-0 ① ② G4-6-3 1-2f		x 0-0 BB 1-2 3-H 1B			x 0-0 ① F8		x 0-0 ② 5-3	4	0	1	1	0	0	1
Ken Reitz, R (1, 5) OBP: 0.279, SLG: 0.361		x 0-0 ③ F3		B B B B 4-0 1-2 2-3 BB			x 0-0 1B		x 0-0 ③ 4-3	3	0	1	0	1	0	0
Mike Tyson, R (1, 4) OBP: 0.283, SLG: 0.309			x 0-0 ① F9	x 0-0 ③ F7			x 0-0 ② F8			3	0	0	0	0	0	4
Mike Ramsey, S (1, 6) Garry Templeton, S (7, PH) OBP: 0.302, SLG: 0.369 (7, 6)			x 0-0 ② F8		x 0-0 ① F3		S S S 0-3 ③ K			2 1	0 0	0 0	0 0	0 1	0 1	0 1
Pete Vuckovich, R (1, 1) OBP: 0.132, SLG: 0.135 Tom Bruno, R (5, 1) OBP: 0.125, SLG: 0.125 Jerry Mumphrey, S (8, PH) OBP: 0.306, SLG: 0.330 (8, 9)			x 0-0 ③ 5-3		S S S 0-3 ② K			B B B B 4-0 BB		2 0 0	0 0 0	0 0 0	0 0 0	1 0 1	0 0 0	0 0 0
Inning Stats	R: 0 E: 0 K: 3 S: 9 H: 0 LOB: 0 BB: 0 P: 9	R: 0 E: 0 K: 0 S: 2 H: 0 LOB: 0 BB: 0 P: 3	R: 0 E: 0 K: 0 S: 3 H: 0 LOB: 0 BB: 0 P: 3	R: 1 E: 0 K: 1 S: 7 H: 2 LOB: 3 BB: 2 P: 15	R: 0 E: 0 K: 1 S: 5 H: 0 LOB: 0 BB: 0 P: 5	R: 0 E: 0 K: 0 S: 3 H: 0 LOB: 0 BB: 0 P: 3	R: 0 E: 0 K: 1 S: 6 H: 1 LOB: 1 BB: 0 P: 6	R: 0 E: 0 K: 0 S: 3 H: 0 LOB: 1 BB: 1 P: 7	R: 0 E: 0 K: 1 S: 5 H: 0 LOB: 0 BB: 0 P: 5	1B: 3 2B: 0 3B: 0 HR: 0	SF: 0 SAC: 0 DP: 1 HBP: 1					

PITCHER	IP	WLS	BF	H	R	ER	SO	BB	IBB	HBP	BLK	WP	HR	S	P	ERA	WHIP
Rudy May, L (1, 1) ERA: 4.02	9.0	W	33	3	1	1	7	3	0	1	0	0	0	43	56	1.00	0.667

PITCHER	IP	WLS	BF	H	R	ER	SO	BB	IBB	HBP	BLK	WP	HR	S	P	ERA	WHIP

TOP

St. Louis Cardinals @ Montreal Expos

Olympic Stadium, Montreal, QB

Tue Sep 12 1978, 7:05 PM EDT

Att. 8,672 - Unknown

livebaseballscorecards.com

AB	29
R	1
H	3
RBI	1
BB	3
SO	7
LOB	11

1B: 3 2B: 0 3B: 0 HR: 0	SF: 0 SAC: 0 DP: 1 HBP: 1	WP: 0 PB: 0 SB: 0 CS: 0	PA: 33

Batter	1	2	3	4	5	6	7	8	9	AB	R	H	RBI	BB	SO	LOB
Dave Cash, R (1, 4) OBP: 0.290, SLG: 0.313	L5		K		2B 3B 2-H		6-3			4	1	1	1	0	1	0
Pepe Frias, R (9, 4) OBP: 0.250, SLG: 0.533										0	0	0	0	0	0	0
Andre Dawson, R (1, 8) OBP: 0.303, SLG: 0.441	5-3			F9	SF8 2B 3-H		2B			4	1	2	1	0	0	0
Ellis Valentine, R (1, 9) OBP: 0.330, SLG: 0.489	K			1B 1B	SF8 2-H		F3			3	1	1	1	0	1	1
Tony Perez, R (1, 3) OBP: 0.338, SLG: 0.446		1B FC5-4 1B		1B 1-2 1B	1B			F9		4	1	3	0	0	0	0
Tom Hutton, L (9, 3) OBP: 0.328, SLG: 0.323										0	0	0	0	0	0	0
Warren Cromartie, L (1, 7) OBP: 0.341, SLG: 0.409		FC5-4 1-3 1B	K		F7			F7		4	0	1	0	0	1	3
Gary Carter, R (1, 2) OBP: 0.335, SLG: 0.417		FC5-4 CS 1-2f 3-H		1-3 2-H 1B		K		K		4	0	1	2	0	2	1
Larry Parrish, R (1, 5) OBP: 0.318, SLG: 0.451		5-3 1-2		F8		K				3	0	0	0	0	1	3
Chris Speier, R (1, 6) OBP: 0.333, SLG: 0.334			K		SH5-4 3B 1B	4-3				3	1	1	0	0	1	0
Rudy May, L (1, 1) OBP: 0.220, SLG: 0.211			K		SH5-4 1-2		G3			2	0	0	0	0	1	0
Inning Stats	R: 0 H: 0 E: 0 LOB: 0 K: 1 BB: 0 S: 5 P: 5	R: 1 H: 2 E: 0 LOB: 0 K: 0 BB: 0 S: 4 P: 4	R: 0 H: 0 E: 0 LOB: 0 K: 3 BB: 0 S: 9 P: 9	R: 1 H: 3 E: 0 LOB: 2 K: 1 BB: 0 S: 8 P: 8	R: 3 H: 4 E: 0 LOB: 1 K: 0 BB: 0 S: 7 P: 7	R: 0 H: 0 E: 0 LOB: 0 K: 2 BB: 0 S: 7 P: 7	R: 0 H: 1 E: 0 LOB: 1 K: 0 BB: 0 S: 4 P: 4	R: 0 H: 0 E: 0 LOB: 0 K: 1 BB: 0 S: 5 P: 5		1B: 7 SF: 1 2B: 2 SAC: 1 3B: 1 DP: 0 HR: 0 HBP: 0						

BOTTOM

St. Louis Cardinals @ Montreal Expos

Olympic Stadium, Montreal, QB

Tue Sep 12 1978, 7:05 PM EDT

Att. 8,672 - Unknown

livebaseballscorecards.com

AB	31
R	5
H	10
RBI	5
BB	0
SO	8
LOB	8

WP: 0 PA: 33
PB: 0
SB: 0
CS: 1

PITCHER		IP	WLS	BF	H	R	ER	SO	BB	IBB	HBP	BLK	WP	HR	S	P	ERA	WHIP
Pete Vuckovich, R ERA: 2.54	(1, 1)	4.2	L	22	9	5	5	5	0	0	0	0	0	0	32	32	9.64	1.929
Tom Bruno, R ERA: 1.23	(5, 1)	2.1		8	1	0	0	2	0	0	0	0	0	0	12	12	0.00	0.429
Mark Littell, R ERA: 2.91	(8, 1)	1.0		3	0	0	0	1	0	0	0	0	0	0	5	5	0.00	0.000

PITCHER	IP	WLS	BF	H	R	ER	SO	BB	IBB	HBP	BLK	WP	HR	S	P	ERA	WHIP

Batter	1	2	3	4	5	6	7	8	9	AB	R	H	RBI	BB	SO	LOB
Dave Cash, R (1, 4) OBP: 0.289, SLG: 0.312	F8		F7		L3		1-3		WP, 1B	5	0	1	0	0	0	1
Pepe Frias, R (9, 4) OBP: 0.250, SLG: 0.533										0	0	0	0	0	0	0
Andre Dawson, R (1, 8) OBP: 0.302, SLG: 0.439	6-3, 1B		F9			6-3	6-3		SSS, K, 1-2	5	0	1	0	0	1	2
Ellis Valentine, R (1, 9) OBP: 0.333, SLG: 0.495	6-3, 1-2			HR		1B, SF7	BBBB, BB			3	2	2	1	1	0	1
Tony Perez, R (1, 3) OBP: 0.337, SLG: 0.444	F9			SSS, K		1-3, HR, 1B	F9			4	1	1	0	0	1	2
Warren Cromartie, L (1, 7) OBP: 0.342, SLG: 0.410		CS, 1B		L7		3-H, SF7		G6-4-3, 1B		3	0	2	1	0	0	0
Gary Carter, R (1, 2) OBP: 0.336, SLG: 0.423		6-3, 1-2		BBBB, BB		1-H, HR		1-2f, G6-4-3		3	1	1	2	1	0	2
Larry Parrish, R (1, 5) OBP: 0.318, SLG: 0.449		6-3		SSS, K		S, 1B		SSS, K		4	0	1	0	0	2	1
Chris Speier, R (1, 6) OBP: 0.335, SLG: 0.334			1B	L7		1-2, BB			6-3	3	0	1	0	1	0	0
Scott Sanderson, R (1, 1) OBP: 0.167, SLG: 0.167			SSS, K	SSS, K		SSS, K			6-3	4	0	0	0	0	3	3
Mike Garman, R (9, 1)										0	0	0	0	0	0	0
Inning Stats	R: 0 E: 0 K: 0 S: 4 H: 1 LOB: 1 BB: 0 P: 4	R: 0 E: 0 K: 0 S: 3 H: 1 LOB: 0 BB: 0 P: 3	R: 0 E: 0 K: 1 S: 6 H: 1 LOB: 1 BB: 0 P: 6	R: 1 E: 0 K: 2 S: 8 H: 1 LOB: 1 BB: 1 P: 12	R: 0 E: 0 K: 1 S: 5 H: 0 LOB: 0 BB: 0 P: 5	R: 3 E: 0 K: 1 S: 9 H: 4 LOB: 2 BB: 1 P: 13	R: 0 E: 0 K: 0 S: 3 H: 0 LOB: 1 BB: 1 P: 7	R: 0 E: 0 K: 1 S: 5 H: 1 LOB: 0 BB: 0 P: 5	R: 0 E: 0 K: 1 S: 6 H: 1 LOB: 1 BB: 0 P: 6	1B: 8 2B: 0 3B: 0 HR: 2 SF: 1 SAC: 0 DP: 1 HBP: 0						

PITCHER	IP	WLS	BF	H	R	ER	SO	BB	IBB	HBP	BLK	WP	HR	S	P	ERA	WHIP
Nino Espinosa, R (1, 1) ERA: 4.67	7.0	L	31	8	4	4	5	3	0	0	0	0	2	38	50	5.14	1.571
Dwight Bernard, R (8, 1) ERA: 3.57	2.0		7	2	0	0	2	0	0	0	0	1	0	11	11	0.00	1.000

PITCHER	IP	WLS	BF	H	R	ER	SO	BB	IBB	HBP	BLK	WP	HR	S	P	ERA	WHIP

TOP

Montreal Expos @ New York Mets

Shea Stadium, Flushing, NY

Wed Sep 13 1978, 7:05 PM EDT

Att. 4,302 - Unknown

livebaseballscorecards.com

AB	34
R	4
H	10
RBI	4
BB	3
SO	7
LOB	12

Batter	1	2	3	4	5	6	7	8	9	AB	R	H	RBI	BB	SO	LOB
Lee Mazzilli, S (1, 8) OBP: 0.348, SLG: 0.425	0-0 E S 1B 1B	0-0 ③ F5			0-0 ① F4		0-0 2B		0-0 ② FC6-4 E S 1-2f 2-3	5	1	2	0	0	0	4
Elliott Maddox, R (1, 9) OBP: 0.380, SLG: 0.338	0-3 ① K 1-3		0-0 ① P5		0-0 ② F2		0-0 ③ G3		B B B B 4-0 1-3 3-H BB	4	0	0	0	0	1	2
Dwight Bernard, R (8, 1) OBP: 0.500, SLG: 0.333										0	0	0	0	0	0	0
Ron Hodges, L (9, PH) OBP: 0.333, SLG: 0.315										0	0	0	0	1	0	0
Dan Norman, R (9, PR) OBP: 0.267, SLG: 0.667										0	0	0	0	0	0	0
Steve Henderson, R (1, 7) OBP: 0.338, SLG: 0.409	0-0 S 3-H 1B		0-0 E6		0-0 ③ 6-3			0-0 ① 1-3	0-0 ③ 4-3	5	0	1	1	0	0	2
Willie Montanez, L (1, 3) OBP: 0.320, SLG: 0.405	0-0 ② F7 1-2		0-0 ② F8			0-0 1B		0-0 ② G3		4	0	1	0	0	0	2
John Stearns, R (1, 2) OBP: 0.362, SLG: 0.410	S S S 0-3 ③ K		S S S 0-3 ③ K			0-0 ① F8		0-0 1B		4	0	1	0	0	2	3
Joel Youngblood, R (1, 4) OBP: 0.297, SLG: 0.470		0-0 S 1B		0-0 HR		0-0 ② F8		0-0 ③ F8		4	1	2	1	0	0	2
Lenny Randle, S (1, 5) OBP: 0.335, SLG: 0.322		B B B 4-0 1-2 BB		0-0 ① F7		0-0 ③ F8			0-0 ① 5-3	3	0	0	0	1	0	1
Sergio Ferrer, S (1, 6) OBP: 0.176, SLG: 0.125	S S S 0-3 ① K			0-0 ② F9			S S S 0-3 ① K		0-0 FC6-4 BB E 1B	3	0	0	0	0	2	2
Ed Kranepool, L (9, PH) OBP: 0.273, SLG: 0.289										1	0	1	0	0	0	0
Gil Flores, R (9, PR) OBP: 0.300, SLG: 0.125										0	1	0	0	0	0	0
Nino Espinosa, R (1, 1) OBP: 0.226, SLG: 0.262	S S S 0-3 ② K			S S S 0-3 ③ K			S S S 0-3 ② K		B B B B 4-0 1-2 FC6-4 BB	2	0	0	0	0	2	2
Bruce Boisclair, L (7, PH) OBP: 0.294, SLG: 0.320 (8, 9)										1	0	0	0	1	1	0
Inning Stats	R: 1 E: 0 K: 2 S: 9 / H: 2 LOB: 1 BB: 0 P: 9	R: 0 E: 0 K: 2 S: 8 / H: 1 LOB: 2 BB: 1 P: 12	R: 0 E: 1 K: 1 S: 6 / H: 0 LOB: 1 BB: 0 P: 6	R: 1 E: 0 K: 1 S: 6 / H: 1 LOB: 0 BB: 0 P: 6	R: 0 E: 0 K: 0 S: 3 / H: 0 LOB: 0 BB: 0 P: 3	R: 0 E: 0 K: 0 S: 4 / H: 1 LOB: 1 BB: 0 P: 4	R: 0 E: 0 K: 2 S: 8 / H: 1 LOB: 1 BB: 0 P: 8	R: 0 E: 0 K: 0 S: 4 / H: 1 LOB: 1 BB: 0 P: 4	R: 1 E: 0 K: 0 S: 4 / H: 1 LOB: 2 BB: 2 P: 12	1B: 6 2B: 1 3B: 0 HR: 1	SF: 0 SAC: 0 DP: 0 HBP: 0						

PITCHER	IP	WLS	BF	H	R	ER	SO	BB	IBB	HBP	BLK	WP	HR	S	P	ERA	WHIP
Scott Sanderson, R (1, 1) ERA: 2.75	8.1	W	36	8	3	1	8	2	0	0	0	0	1	50	58	1.08	1.200
Mike Garman, R (9, 1) ERA: 4.58	0.2	S	3	0	0	0	0	1	0	0	0	0	0	2	6	0.00	1.500

PITCHER	IP	WLS	BF	H	R	ER	SO	BB	IBB	HBP	BLK	WP	HR	S	P	ERA	WHIP

BOTTOM

Montreal Expos @ New York Mets

Shea Stadium, Flushing, NY

Wed Sep 13 1978, 7:05 PM EDT

Att. 4,302 - Unknown

livebaseballscorecards.com

AB	36
R	3
H	8
RBI	2
BB	3
SO	8
LOB	20

WP: 0 PB: 0 SB: 4 CS: 0 PA: 39

Batter	1	2	3	4	5	6	7	8	9	AB	R	H	RBI	BB	SO	LOB
Dave Cash, R (1, 4) OBP: 0.290, SLG: 0.313	L4	BB 1-2 2-3 3-H 1B	1-3			5-3 1B		6-3		5	0	2	1	0	0	1
Andre Dawson, R (1, 8) OBP: 0.300, SLG: 0.436	K	SF7 3-H		6-3		5-3 1-2			K	4	0	0	1	0	2	1
Ellis Valentine, R (1, 9) OBP: 0.333, SLG: 0.495	K	BB 1-2 2-3		2B		5-3			6-3	4	0	1	0	1	1	1
Tony Perez, R (1, 3) OBP: 0.336, SLG: 0.448	HR L4			F7			6-3		4-3	5	1	1	1	0	0	4
Warren Cromartie, L (1, 7) OBP: 0.343, SLG: 0.413	BB BB 2B	1B 1B 1B		F6			F2			4	2	2	0	0	0	1
Gary Carter, R (1, 2) OBP: 0.341, SLG: 0.428	BB BB 1B BB	1B 1-2 1B 1B			WP K 2B		FC5-4 1B			3	2	3	0	1	0	0
Larry Parrish, R (1, 5) OBP: 0.317, SLG: 0.448	F7	1-3 2-H 1B			K 2-H		FC5-4 1-2f			4	0	1	1	0	1	4
Chris Speier, R (1, 6) OBP: 0.336, SLG: 0.334	1B BB SF7 1-2 2-3 BB	3-H 1B		4-3				4-3		3	1	1	1	1	0	0
Dan Schatzeder, L (1, 1) OBP: 0.286, SLG: 0.375	BB 1B 1-2 2-3 3-H BB	K				K		4-3		1	0	0	1	1	1	1
Randy Miller, R (4, 1)										1	0	0	0	0	1	0
Stan Bahnsen, R (6, 1) OBP: 0.091, SLG: 0.091										0	0	0	0	0	0	0
Del Unser, L (8, PH) OBP: 0.294, SLG: 0.266										1	0	0	0	0	0	0
Bill Atkinson, L (8, 1) OBP: 0.500, SLG: 0.500										0	0	0	0	0	0	0
Inning Stats	R: 0 E: 0 K: 2 S: 7 H: 0 LOB: 0 BB: 0 P: 7	R: 4 E: 0 K: 0 S: 6 H: 3 LOB: 3 BB: 4 P: 22	R: 2 E: 0 K: 1 S: 8 H: 4 LOB: 0 BB: 0 P: 8	R: 0 E: 0 K: 0 S: 4 H: 1 LOB: 1 BB: 0 P: 4	R: 0 E: 0 K: 1 S: 5 H: 1 LOB: 1 BB: 0 P: 5	R: 0 E: 0 K: 1 S: 6 H: 1 LOB: 1 BB: 0 P: 6	R: 0 E: 0 K: 0 S: 4 H: 1 LOB: 1 BB: 0 P: 4	R: 0 E: 0 K: 0 S: 3 H: 0 LOB: 0 BB: 0 P: 3	R: 0 E: 0 K: 1 S: 5 H: 0 LOB: 0 BB: 0 P: 5	1B: 7 2B: 3 3B: 0 HR: 1 SF: 1 SAC: 0 DP: 0 HBP: 0	WP: 1 PB: 0 SB: 0 CS: 0 PA: 40					

PITCHER		IP	WLS	BF	H	R	ER	SO	BB	IBB	HBP	BLK	WP	HR	S	P	ERA	WHIP
Kevin Kobel, L ERA: 2.78	(1, 1)	1.2		11	3	4	4	2	3	0	0	0	0	1	12	24	21.60	3.600
Roy Lee Jackson, R ERA: 9.31	(2, 1)	1.1		8	4	2	2	1	1	0	0	0	0	0	9	13	13.50	3.750
Juan Berenguer, R ERA: 15.0	(4, 1)	1.0		4	1	0	0	0	0	0	0	0	0	0	4	4	0.00	1.000
Mardie Cornejo, R ERA: 2.84	(5, 1)	2.0	W	7	2	0	0	2	0	0	0	0	1	0	11	11	0.00	1.000
Dale Murray, R ERA: 3.87	(7, 1)	3.0	S	10	1	0	0	1	0	0	0	0	0	0	12	12	0.00	0.333

PITCHER	IP	WLS	BF	H	R	ER	SO	BB	IBB	HBP	BLK	WP	HR	S	P	ERA	WHIP

TOP

Montreal Expos @ New York Mets

Shea Stadium, Flushing, NY

Thu Sep 14 1978, 7:05 PM EDT

Att. 3,710 - Unknown

livebaseballscorecards.com

AB	35
R	6
H	11
RBI	6
BB	4
SO	6
LOB	13

BOTTOM

Montreal Expos @ New York Mets

Shea Stadium, Flushing, NY

Thu Sep 14 1978, 7:05 PM EDT

Att. 3,710 - Unknown

livebaseballscorecards.com

Batter	1	2	3	4	5	6	7	8	9	AB	R	H	RBI	BB	SO	LOB
Gil Flores, R (1, 8) OBP: 0.333, SLG: 0.200 Lee Mazzilli, S (4, PH) (5, 8) OBP: 0.348, SLG: 0.424	6-3		FC6-4, BB, 1B 3-H 1B	SF8 3-H		BBBB HR BB		4-3		2 1	1 1	1 0	1 1	0 1	0 1	0 0
Elliott Maddox, R (1, 5) OBP: 0.380, SLG: 0.336 Mardie Cornejo, R (5, 1) Ed Kranepool, L (6, PH) OBP: 0.281, SLG: 0.338 Dale Murray, R (7, 1)	SSS K		BBBB FC6-4, BB 1-2	F4		1-H 2-H HR		SSS K		2 0 1 1	0 0 1 0	0 0 1 0	0 0 3 0	1 0 0 0	1 0 0 1	1 0 0 0
Steve Henderson, R (1, 7) OBP: 0.336, SLG: 0.406	SSS K		FC6-4, 1B 1-2f 2-3		SSS K	4-3				4	0	0	0	0	2	2
Willie Montanez, L (1, 3) OBP: 0.321, SLG: 0.405		1B	1B 1-2 3-H		F8		L7			4	0	2	1	0	0	0
John Stearns, R (1, 2) OBP: 0.363, SLG: 0.410		SSS K	F7		1B		BBBB CS BB			3	0	1	0	1	1	3
Dan Norman, R (1, 9) OBP: 0.263, SLG: 0.579		SSS K		F7	F8		E 1-2 1B			4	0	1	0	0	1	2
Joel Youngblood, R (1, 4) OBP: 0.304, SLG: 0.470		SSS K		BBBB 3B BB		SH5-3 HR 1B	BBBB 1-2 BB			2	2	1	0	2	1	1
Sergio Ferrer, S (1, 6) OBP: 0.250, SLG: 0.278			BBBB E 1B BB	1-H SF8 3B		SH5-3 1-2	SSS K			2	2	1	1	1	1	2
Kevin Kobel, R (1, 1) OBP: 0.235, SLG: 0.188 Roy Lee Jackson, R (2, 1) OBP: 0.667, SLG: 0.667 Butch Benton, R (3, PH) Juan Berenguer, R (4, 1) Lenny Randle, S (4, PH) OBP: 0.335, SLG: 0.321 (5, 5)			F8 1-3	BBBB BB		SSS K		4-3		0 0 1 0 2	0 0 0 0 0	0 0 0 0 0	0 0 0 0 1	0 0 0 0 1	0 0 0 0 1	0 0 1 0 1
Inning Stats	R: 0 E: 0 K: 2 S: 7 H: 0 LOB: 0 BB: 0 P: 7	R: 0 E: 0 K: 3 S: 10 H: 1 LOB: 1 BB: 0 P: 10	R: 2 E: 1 K: 0 S: 5 H: 2 LOB: 2 BB: 2 P: 13	R: 2 E: 0 K: 0 S: 4 H: 1 LOB: 1 BB: 2 P: 12	R: 0 E: 0 K: 1 S: 6 H: 1 LOB: 1 BB: 0 P: 6	R: 3 E: 0 K: 1 S: 7 H: 2 LOB: 0 BB: 1 P: 11	R: 0 E: 1 K: 1 S: 5 H: 1 LOB: 2 BB: 2 P: 13	R: 0 E: 0 K: 1 S: 5 H: 0 LOB: 0 BB: 0 P: 5		1B: 6 2B: 0 3B: 1 HR: 1	SF: 1 SAC: 1 DP: 0 HBP: 0	WP: 0 PB: 0 SB: 0 CS: 1	PA: 38			

	AB	29
	R	7
	H	8
	RBI	7
	BB	7
	SO	9
	LOB	13

PITCHER		IP	WLS	BF	H	R	ER	SO	BB	IBB	HBP	BLK	WP	HR	S	P	ERA	WHIP
Dan Schatzeder, L ERA: 2.87	(1, 1)	3.1		18	4	4	4	5	4	0	0	0	0	0	24	40	10.80	2.400
Randy Miller, R ERA: 4.5	(4, 1)	2.1	L	11	3	3	3	2	1	0	0	0	0	1	14	18	11.57	1.714
Stan Bahnsen, R ERA: 3.91	(6, 1)	1.1		6	1	0	0	1	2	0	0	0	0	0	6	14	0.00	2.250
Bill Atkinson, R ERA: 4.15	(8, 1)	1.0		3	0	0	0	1	0	0	0	0	0	0	5	5	0.00	0.000

PITCHER	IP	WLS	BF	H	R	ER	SO	BB	IBB	HBP	BLK	WP	HR	S	P	ERA	WHIP

Batter	1	2	3	4	5	6	7	8	9	AB	R	H	RBI	BB	SO	LOB
Dave Cash, R (1, 4) OBP: 0.288, SLG: 0.310	5-3		E5 S		5-3			F8	F9	5	0	0	0	0	0	2
Andre Dawson, R (1, 8) OBP: 0.302, SLG: 0.436	S 1B		K 1-2			BBBB E BB		1B 1B 1B	P4	4	1	2	0	1	1	3
Ellis Valentine, R (1, 9) OBP: 0.332, SLG: 0.493	K 1-2		L5			E5 FC6-4 1-2		1B 1B 1B 1-2	K	5	0	1	0	0	2	5
Tony Perez, R (1, 3) OBP: 0.335, SLG: 0.446	P3		1-3			K		1B 1B 1-2 2-H		4	0	1	1	0	1	4
Warren Cromartie, L (1, 7) OBP: 0.343, SLG: 0.412		F7		3-1		K		1B 1-2 2-3		4	0	1	0	0	1	2
Gary Carter, R (1, 2) OBP: 0.340, SLG: 0.427		FC5 1B 1B		F2		FC6-4 1-2f		K		4	0	1	0	0	1	5
Larry Parrish, R (1, 5) OBP: 0.317, SLG: 0.446		FC5 1B 1-2		F8			F2	K		4	0	1	0	0	1	3
Chris Speier, R (1, 6) OBP: 0.335, SLG: 0.333		FC5 1B 1-2 2-3f			L4		6-3	1B		4	0	1	0	0	0	2
Woodie Fryman, R (1, 1) OBP: 0.000, SLG: 0.000 Del Unser, L (2, PH) OBP: 0.000, SLG: 0.000 Wayne Twitchell, R (2, 1) OBP: 0.000, SLG: 0.000 Stan Papi, R (3, PH) OBP: 0.500, SLG: 0.500 David Palmer, R (4, 1) Tom Hutton, L (7, PH) OBP: 0.000, SLG: 0.000 Bob James, R (7, 1) Darold Knowles, L (8, 1) OBP: 0.167, SLG: 0.167 Ed Herrmann, L (8, PH) OBP: 0.167, SLG: 0.171 Pepe Frias, R (9, PH) OBP: 0.250, SLG: 0.533		K			K		4-3		1B 1-2	0 0 0 0 0 0 0 1 0 0 0 0 1 2 0 0 0 0 0 0 0 1 0 0 0 0 1 0 0 0 0 0 0 0 0 1 0 0 0 0 0 0 0 0 0 0 0 0 0 0 0 0 0 0 0 0 1 0 1 0 0 0 0 0 0 0 0 0 0 0						
Inning Stats	R: 0 E: 0 K: 1 S: 6 H: 1 LOB: 1 BB: 0 P: 6	R: 0 E: 0 K: 1 S: 7 H: 2 LOB: 2 BB: 0 P: 7	R: 0 E: 1 K: 1 S: 6 H: 0 LOB: 1 BB: 0 P: 6	R: 0 E: 0 K: 0 S: 3 H: 0 LOB: 0 BB: 0 P: 3	R: 0 E: 0 K: 1 S: 5 H: 0 LOB: 0 BB: 0 P: 5	R: 0 E: 1 K: 2 S: 8 H: 0 LOB: 2 BB: 1 P: 12	R: 0 E: 0 K: 0 S: 3 H: 0 LOB: 0 BB: 0 P: 3	R: 1 E: 0 K: 2 S: 11 H: 4 LOB: 3 BB: 0 P: 11	R: 0 E: 0 K: 1 S: 7 H: 2 LOB: 2 BB: 0 P: 7	1B: 9 2B: 0 3B: 0 HR: 0 SF: 0 SAC: 0 DP: 0 HBP: 0						

PITCHER		IP	WLS	BF	H	R	ER	SO	BB	IBB	HBP	BLK	WP	HR	S	P	ERA	WHIP
Bruce Kison, R ERA: 3.18	(1, 1)	7.1	W	32	7	1	1	6	1	0	0	0	0	0	43	47	1.23	1.091
Ed Whitson, R ERA: 2.62	(8, 1)	0.2		4	2	0	0	2	0	0	0	0	0	0	8	8	0.00	3.000
Kent Tekulve, R ERA: 1.85	(9, 1)	1.0		3	0	0	0	1	0	0	0	0	0	0	5	5	0.00	0.000

PITCHER	IP	WLS	BF	H	R	ER	SO	BB	IBB	HBP	BLK	WP	HR	S	P	ERA	WHIP

TOP

Montreal Expos @ Pittsburgh Pirates

Three Rivers Stadium, Pittsburgh, PA

Fri Sep 15 1978, 7:05 PM EDT
Att. 15,146 - Unknown

livebaseballscorecards.com

AB	38
R	1
H	9
RBI	1
BB	1
SO	9
LOB	28

WP: 0 PA: 39
PB: 0
SB: 2
CS: 0

Batter	1	2	3	4	5	6	7	8	9	AB	R	H	RBI	BB	SO	LOB
Frank Taveras, R (1, 6) OBP: 0.314, SLG: 0.351	K	1-3		6-3			BB			3	0	0	0	1	1	0
Omar Moreno, L (1, 8) OBP: 0.334, SLG: 0.299	HR 2B		F7	F8			K			4	1	1	0	0	1	1
Dave Parker, L (1, 9) OBP: 0.374, SLG: 0.547	FC5-4 1B		HR 2B		4-3		F9			3	1	2	0	0	0	0
Steve Brye, R (6, 9) OBP: 0.302, SLG: 0.319										1	0	0	0	0	0	1
Bill Robinson, R (1, 7) OBP: 0.295, SLG: 0.406	FC5-4 BB HR		HR 2B		5-3		F9			4	2	1	2	0	0	3
Willie Stargell, L (1, 3) OBP: 0.379, SLG: 0.572	HR BB		F8		4-3			1-3		3	1	0	0	1	0	0
Phil Garner, R (1, 4) OBP: 0.357, SLG: 0.410	HR		1B BB			G3-6-3 1B		5-3		3	1	2	4	1	0	0
Dale Berra, R (1, 5) OBP: 0.281, SLG: 0.355	F8		1B			G3-6-3		5-3		4	0	1	0	0	0	1
Duffy Dyer, R (1, 2) OBP: 0.299, SLG: 0.273		F9	K			FC4 1B				3	0	1	0	0	1	2
Bruce Kison, R (1, 1) OBP: 0.115, SLG: 0.231		K		5-3		FC4				3	0	0	0	0	1	1
Ed Whitson, R (8, 1) OBP: 0.182, SLG: 0.182										0	0	0	0	0	0	0
Kent Tekulve, R (9, 1) OBP: 0.095, SLG: 0.095										0	0	0	0	0	0	0
Inning Stats	R: 4 E: 0 K: 1 S: 8 H: 3 LOB: 0 BB: 1 P: 12	R: 0 E: 0 K: 1 S: 5 H: 0 LOB: 0 BB: 0 P: 5	R: 2 E: 0 K: 1 S: 8 H: 3 LOB: 2 BB: 1 P: 12	R: 0 E: 0 K: 0 S: 3 H: 0 LOB: 0 BB: 0 P: 3	R: 0 E: 0 K: 0 S: 3 H: 0 LOB: 0 BB: 0 P: 3	R: 0 E: 0 K: 0 S: 4 H: 2 LOB: 1 BB: 0 P: 4	R: 0 E: 0 K: 1 S: 5 H: 0 LOB: 1 BB: 1 P: 9	R: 0 E: 0 K: 0 S: 3 H: 0 LOB: 0 BB: 0 P: 3								

1B: 4 2B: 2 3B: 0 HR: 2 SF: 0 SAC: 0 DP: 1 HBP: 0

WP: 0 PB: 0 SB: 1 CS: 0 PA: 34

PITCHER		IP	WLS	BF	H	R	ER	SO	BB	IBB	HBP	BLK	WP	HR	S	P	ERA	WHIP
Woodie Fryman, L ERA: 4.23	(1, 1)	1.0	L	7	3	4	4	1	1	0	0	0	0	1	8	12	36.00	4.000
Wayne Twitchell, R ERA: 5.38	(2, 1)	3.0		13	3	2	2	2	1	0	0	0	0	1	16	20	6.00	1.333
David Palmer, R ERA:	(5, 1)	2.0		7	2	0	0	0	0	0	0	0	0	0	7	7	0.00	1.000
Bob James, R ERA: 18.0	(7, 1)	1.0		4	0	0	0	1	1	0	0	0	0	0	5	9	0.00	1.000
Darold Knowles, L ERA: 2.42	(8, 1)	1.0		3	0	0	0	0	0	0	0	0	0	0	3	3	0.00	0.000

PITCHER	IP	WLS	BF	H	R	ER	SO	BB	IBB	HBP	BLK	WP	HR	S	P	ERA	WHIP

BOTTOM

Montreal Expos @ Pittsburgh Pirates

Three Rivers Stadium, Pittsburgh, PA

Fri Sep 15 1978, 7:05 PM EDT

Att. 15,146 - Unknown

livebaseballscorecards.com

AB	31
R	6
H	8
RBI	6
BB	3
SO	4
LOB	9

Batter	1	2	3	4	5	6	7	8	9	AB	R	H	RBI	BB	SO	LOB
Dave Cash, R (1, 4) OBP: 0.288, SLG: 0.310	F9		F9			1B		SF9 3-H		3	0	1	1	0	0	0
Andre Dawson, R (1, 8) OBP: 0.302, SLG: 0.435	S 1B			6-3		F3		P6		4	0	1	0	0	0	2
Ellis Valentine, R (1, 9) OBP: 0.332, SLG: 0.491	K 1-2			F8			HR 1B	F9		4	1	1	0	0	1	2
Tony Perez, R (1, 3) OBP: 0.335, SLG: 0.451	4-3			F8			1-H HR		F9	4	1	1	2	0	0	1
Warren Cromartie, L (1, 7) OBP: 0.342, SLG: 0.416		K			F8		K		HR	4	1	1	1	0	2	0
Gary Carter, R (1, 2) OBP: 0.338, SLG: 0.424 Bob Reece, R (7, 2) OBP: 0.182, SLG: 0.273		F8			K		F3		2B 1B	3 1	0 1	0 1	0 1	0 0	1 0	0 0
Larry Parrish, R (1, 5) OBP: 0.316, SLG: 0.447		L7			5-3		5-3		1-H 2B	4	0	1	1	0	0	0
Chris Speier, R (1, 6) OBP: 0.335, SLG: 0.335			F9			F3		WP SF9 2B	F9	4	1	1	0	0	0	1
Ross Grimsley, L (1, 1) OBP: 0.174, SLG: 0.159 Stan Bahnsen, R (3, 1) OBP: 0.091, SLG: 0.091 Del Unser, L (6, PH) OBP: 0.291, SLG: 0.263 Randy Miller, R (6, 1) Bill Atkinson, L (7, 1) OBP: 0.500, SLG: 0.500 Tom Hutton, L (8, PH) OBP: 0.329, SLG: 0.321 Bob James, R (8, 1) Stan Papi, R (9, PH) OBP: 0.323, SLG: 0.350			1-3			3-1		2-3 BB	F7	1 0 1 0 0 0 0 1	0 0 0 0 0 0 0 0	0 0 0 0 0 0 0 1	0 0 0 0 0 1 0 0	0 0 0 0 0 0 0 0	0 0 0 0 0 0 0 0	0 0 0 0 0 0 0 1
Inning Stats	R: 0 E: 0 K: 1 S: 6 H: 1 LOB: 1 BB: 0 P: 6	R: 0 E: 0 K: 1 S: 5 H: 0 LOB: 0 BB: 0 P: 5	R: 0 E: 0 K: 0 S: 3 H: 0 LOB: 0 BB: 0 P: 3	R: 0 E: 0 K: 0 S: 3 H: 0 LOB: 0 BB: 0 P: 3	R: 0 E: 0 K: 1 S: 5 H: 0 LOB: 0 BB: 0 P: 5	R: 0 E: 0 K: 0 S: 4 H: 1 LOB: 1 BB: 0 P: 4	R: 2 E: 0 K: 1 S: 7 H: 2 LOB: 0 BB: 0 P: 7	R: 1 E: 0 K: 0 S: 4 H: 1 LOB: 1 BB: 1 P: 8	R: 2 E: 0 K: 0 S: 6 H: 3 LOB: 1 BB: 0 P: 6	1B: 4 2B: 2 3B: 0 HR: 2	SF: 1 SAC: 0 DP: 0 HBP: 0					

PITCHER	IP	WLS	BF	H	R	ER	SO	BB	IBB	HBP	BLK	WP	HR	S	P	ERA	WHIP
Don Robinson, R (1, 1) ERA: 3.58	8.1	W	34	8	5	5	4	1	0	0	0	1	2	41	45	5.40	1.080
Ed Whitson, R (9, 1) ERA: 2.6	0.2		2	0	0	0	0	0	0	0	0	0	0	2	2	0.00	0.000

PITCHER	IP	WLS	BF	H	R	ER	SO	BB	IBB	HBP	BLK	WP	HR	S	P	ERA	WHIP

Montreal Expos @ Pittsburgh Pirates

Three Rivers Stadium, Pittsburgh, PA

Sat Sep 16 1978, 3:33 AM EDT

Att. 8,079 - Unknown

TOP

livebaseballscorecards.com

AB	34
R	5
H	8
RBI	5
BB	1
SO	4
LOB	7

1B: 4	SF: 1	WP: 1	PA: 36
2B: 2	SAC: 0	PB: 0	
3B: 0	DP: 0	SB: 1	
HR: 2	HBP: 0	CS: 0	

Batter	1	2	3	4	5	6	7	8	9	AB	R	H	RBI	BB	SO	LOB
Frank Taveras, R (1, 6) OBP: 0.318, SLG: 0.358	SH1-4 S 2B 1B	F2		E 1B		2B 3B	2-3 BB 2B 1B			5	3	4	0	0	0	1
Omar Moreno, L (1, 8) OBP: 0.335, SLG: 0.301	SH1-4 1-3	F8		F7 1-2 3-H		BBBB E 3-H 2B	4-0 1-2 2B BB			3	2	1	1	1	0	2
Dave Parker, L (1, 9) OBP: 0.378, SLG: 0.555	3-1 1B 3-H 2B		BLK 1B 2B	IBB		E3 CS 2-H	K 1-H 2-H 3-H 2B			4	2	3	4	1	0	0
Bill Robinson, R (1, 7) OBP: 0.294, SLG: 0.404	3-1 2-3		K 2-3	P6		1B SF9 1-2 1B	K			5	1	1	0	0	2	5
Willie Stargell, L (1, 3) OBP: 0.382, SLG: 0.572	FC5-4 3-H 1B		E WP 3-H 1B		P6	FC6-4 1-3 1B	K 2-3			5	0	3	2	0	1	1
Phil Garner, R (1, 4) OBP: 0.356, SLG: 0.409	FC5-4 1-2f		E6 CS 1-3 1B		F8	SF9 3-H		F3		4	0	1	1	0	0	1
Dale Berra, R (1, 5) OBP: 0.294, SLG: 0.366		1-3 S 1B 1B	F9 1-2		BB 1B	FC6-4 1-2f		WP 1B		5	1	3	0	0	0	3
Ed Ott, L (1, 2) OBP: 0.322, SLG: 0.426		1-3 1-3		SH1-4 E 2B	BBB 1-2 BB		SH 2B	F9		4	2	2	0	1	0	2
Don Robinson, R (1, 1) OBP: 0.221, SLG: 0.247 Ed Whitson, R (9, 1) OBP: 0.182, SLG: 0.182		3-H 1B		SH1-4 2-3	2-3		SH 1B 2B 2-H	SSS K 1-2		3 0	1 0	1 0	1 0	0 0	1 0	3 0
Inning Stats	R: 2 H: 3 E: 0 LOB: 1 K: 0 BB: 0 S: 6 P: 6	R: 1 H: 2 E: 0 LOB: 1 K: 0 BB: 0 S: 5 P: 5	R: 1 H: 3 E: 1 LOB: 1 K: 1 BB: 0 S: 7 P: 7	R: 1 H: 2 E: 1 LOB: 2 K: 0 BB: 1 S: 5 P: 9	R: 0 H: 1 E: 0 LOB: 2 K: 0 BB: 1 S: 4 P: 8	R: 3 H: 4 E: 1 LOB: 1 K: 0 BB: 0 S: 7 P: 7	R: 4 H: 3 E: 1 LOB: 0 K: 2 BB: 1 S: 10 P: 14	R: 0 H: 1 E: 0 LOB: 1 K: 1 BB: 0 S: 6 P: 6		1B: 12 SF: 1 2B: 6 SAC: 3 3B: 1 DP: 0 HR: 0 HBP: 0						

PITCHER		IP	WLS	BF	H	R	ER	SO	BB	IBB	HBP	BLK	WP	HR	S	P	ERA	WHIP
Ross Grimsley, L ERA: 3.14	(1, 1)	2.1	L	15	8	4	4	1	0	0	0	1	1	0	17	17	15.43	3.429
Stan Bahnsen, R ERA: 3.77	(3, 1)	2.2		12	3	1	0	0	1	1	0	0	0	0	10	18	0.00	1.500
Randy Miller, R ERA: 10.29	(6, 1)	1.0		10	6	6	6	0	0	0	0	0	0	0	10	10	54.00	6.000
Bill Atkinson, R ERA: 4.26	(7, 1)	1.0		4	1	1	0	2	1	0	0	0	0	0	7	11	0.00	2.000
Bob James, R ERA: 12.0	(8, 1)	1.0		4	1	0	0	1	0	0	0	0	1	0	6	6	0.00	1.000

PITCHER	IP	WLS	BF	H	R	ER	SO	BB	IBB	HBP	BLK	WP	HR	S	P	ERA	WHIP

BOTTOM

Montreal Expos @ Pittsburgh Pirates

Three Rivers Stadium, Pittsburgh, PA

Sat Sep 16 1978, 3:33 AM EDT

Att. 8,079 - Unknown

livebaseballscorecards.com

AB	38
R	12
H	19
RBI	9
BB	3
SO	4
LOB	18

WP: 2 PA: 45
PB: 0
SB: 2
CS: 2

Batter	1	2	3	4	5	6	7	8	9	AB	R	H	RBI	BB	SO	LOB
Stan Papi, R (1, 4) OBP: 0.313, SLG: 0.339	1-3		K			F7		E6 2-H		4	0	0	0	0	1	1
Tom Hutton, L (1, 3) OBP: 0.328, SLG: 0.317	1-3			6-3		BBBB FC4 BB		6-3		3	0	0	0	1	0	1
Ellis Valentine, R (1, 9) OBP: 0.333, SLG: 0.496	K			G4-6-3 1B		FC4 1-2f			HR	4	1	2	1	0	1	1
Gary Carter, R (1, 2) OBP: 0.336, SLG: 0.421		F7		G4-6-3 1-2f			K		P4	4	0	0	0	0	1	1
Warren Cromartie, L (1, 7) OBP: 0.342, SLG: 0.420		G3			HR		4-3		F7	4	1	1	1	0	0	0
Del Unser, L (1, 8) OBP: 0.290, SLG: 0.258		G3			BBBB G1-4-3 BB		1-3		F8	3	0	0	0	1	0	0
Larry Parrish, R (1, 5) OBP: 0.318, SLG: 0.450			G3 1B		G1-4-3 1-2f			E 2B		3	1	2	0	0	0	1
Chris Speier, R (1, 6) OBP: 0.333, SLG: 0.333			G3 1-2		F9			1-3		3	0	0	0	0	0	2
Rudy May, L (1, 1) OBP: 0.214, SLG: 0.205			K			6-3		F8		1	0	0	0	0	1	1
Sam Mejias, R (6, PH) OBP: 0.235, SLG: 0.224										1	0	0	0	0	0	0
David Palmer, R (6, 1)										0	0	0	0	0	0	0
Tony Perez, R (8, PH) OBP: 0.334, SLG: 0.450										1	0	0	0	0	0	1
Darold Knowles, L (8, 1) OBP: 0.167, SLG: 0.167										0	0	0	0	0	0	0
Inning Stats	R: 0 E: 0 K: 1 S: 5 H: 0 LOB: 0 BB: 0 P: 5	R: 0 E: 0 K: 0 S: 3 H: 0 LOB: 0 BB: 0 P: 3	R: 0 E: 0 K: 2 S: 8 H: 1 LOB: 1 BB: 0 P: 8	R: 0 E: 0 K: 0 S: 3 H: 1 LOB: 0 BB: 0 P: 3	R: 1 E: 0 K: 0 S: 3 H: 1 LOB: 0 BB: 1 P: 7	R: 0 E: 0 K: 0 S: 3 H: 0 LOB: 1 BB: 1 P: 7	R: 0 E: 0 K: 1 S: 5 H: 0 LOB: 0 BB: 0 P: 5	R: 1 E: 1 K: 0 S: 5 H: 1 LOB: 1 BB: 0 P: 5	R: 1 E: 0 K: 0 S: 4 H: 1 LOB: 0 BB: 0 P: 4	1B: 2 2B: 1 3B: 0 HR: 2	SF: 0 SAC: 0 DP: 2 HBP: 0						

PITCHER	IP	WLS	BF	H	R	ER	SO	BB	IBB	HBP	BLK	WP	HR	S	P	ERA	WHIP
Bert Blyleven, R (1, 1) ERA: 2.96	7.0	W	25	4	2	1	4	2	0	0	0	0	1	31	39	1.29	0.857
Kent Tekulve, R (8, 1) ERA: 1.89	2.0	S	8	1	1	1	0	0	0	0	0	0	1	8	8	4.50	0.500

PITCHER	IP	WLS	BF	H	R	ER	SO	BB	IBB	HBP	BLK	WP	HR	S	P	ERA	WHIP

Montreal Expos @ Pittsburgh Pirates

Three Rivers Stadium, Pittsburgh, PA

Sun Sep 17 1978, 3:33 AM EDT

Att. 8,544 - Unknown

TOP

livebaseballscorecards.com

AB	31
R	3
H	5
RBI	2
BB	2
SO	4
LOB	9

WP: 0 PB: 0 SB: 0 CS: 0 PA: 33

Batter	1	2	3	4	5	6	7	8	9	AB	R	H	RBI	BB	SO	LOB
Frank Taveras, R (1, 6) OBP: 0.317, SLG: 0.357	F8		BB HR 1B	F8			4-3			4	1	1	0	0	0	0
Omar Moreno, L (1, 8) OBP: 0.335, SLG: 0.299	K		1-2 HR BB	K			F8			3	1	0	0	1	2	0
Dave Parker, L (1, 9) OBP: 0.380, SLG: 0.565	3B		1-H 2-H HR		L3			2B 1B		4	2	3	3	0	0	0
Bill Robinson, R (1, 7) OBP: 0.294, SLG: 0.405	L8		6-3		F7			1-H 2B		4	0	1	1	0	0	1
Willie Stargell, L (1, 3) OBP: 0.381, SLG: 0.567		1B S BB	4-3		K			K		3	1	0	0	1	2	1
Phil Garner, R (1, 4) OBP: 0.355, SLG: 0.408		F9	BB 1B			1-3		F3		4	0	1	0	0	0	2
Dale Berra, R (1, 5) OBP: 0.292, SLG: 0.357		F8	1-2 BB			6-3		F3		3	0	0	0	1	0	2
Ed Ott, L (1, 2) OBP: 0.322, SLG: 0.425		1-3 S 1B	F8			1-3				3	0	1	0	0	0	2
Bert Blyleven, R (1, 1) OBP: 0.148, SLG: 0.163 Kent Tekulve, R (8, 1) OBP: 0.095, SLG: 0.095		1-2 3-H K		K			4-3			3 0	0 0	0 0	0 0	0 0	2 0	1 0
Inning Stats	R: 0 H: 1 E: 0 LOB: 1 K: 1 BB: 0 S: 6 P: 6	R: 1 H: 1 E: 0 LOB: 1 K: 1 BB: 1 S: 6 P: 10	R: 3 H: 3 E: 0 LOB: 2 K: 0 BB: 2 S: 6 P: 14	R: 0 H: 0 E: 0 LOB: 0 K: 2 BB: 0 S: 7 P: 7	R: 0 H: 0 E: 0 LOB: 0 K: 1 BB: 0 S: 5 P: 5	R: 0 H: 0 E: 0 LOB: 0 K: 0 BB: 0 S: 3 P: 3	R: 0 H: 0 E: 0 LOB: 0 K: 0 BB: 0 S: 3 P: 3	R: 1 H: 2 E: 0 LOB: 1 K: 1 BB: 0 S: 7 P: 7		1B: 4 SF: 0 2B: 1 SAC: 0 3B: 1 DP: 0 HR: 1 HBP: 0						

BOTTOM

Montreal Expos @ Pittsburgh Pirates

Three Rivers Stadium, Pittsburgh, PA

Sun Sep 17 1978, 3:33 AM EDT

Att. 8,544 - Unknown

livebaseballscorecards.com

AB	31
R	5
H	7
RBI	4
BB	3
SO	6
LOB	9

WP: 0 PA: 34
PB: 0
SB: 2
CS: 0

PITCHER		IP	WLS	BF	H	R	ER	SO	BB	IBB	HBP	BLK	WP	HR	S	P	ERA	WHIP
Rudy May, L ERA: 4.13	(1, 1)	5.0	L	23	5	4	4	5	3	0	0	0	0	1	30	42	7.20	1.600
David Palmer, R ERA:	(6, 1)	2.0		6	0	0	0	0	0	0	0	0	0	0	6	6	0.00	0.000
Darold Knowles, L ERA: 2.51	(8, 1)	1.0		5	2	1	1	1	0	0	0	0	0	0	7	7	9.00	2.000

PITCHER	IP	WLS	BF	H	R	ER	SO	BB	IBB	HBP	BLK	WP	HR	S	P	ERA	WHIP

Philadelphia Phillies @ Montreal Expos

Olympic Stadium, Montreal, QB

Tue Sep 19 1978, 7:05 PM EDT

Att. 9,429 - Unknown

TOP

livebaseballscorecards.com

Batter	1	2	3	4	5	6	7	8	9	AB	R	H	RBI	BB	SO	LOB
Bake McBride, L (1, 9) OBP: 0.313, SLG: 0.387	SSS 0-3 ① K		x 0-0 ① F5		x 0-0 ② F9		x 0-0 ② SF8 3-H		x 0-0 1B	4	0	1	1	0	1	0
Larry Bowa, S (1, 6) OBP: 0.317, SLG: 0.370	SSS 0-3 ② K		x 0-0 ② P6		x 0-0 ③ 6-3		x 0-0 ③ L1		x 0-0 ③ P3	5	0	0	0	0	1	2
Garry Maddox, R (1, 8) OBP: 0.327, SLG: 0.409	BBBB 4-0 BB		x 0-0 ③ F8			x 0-0 4-3 WP 1B		x 0-0 BB 1B		3	0	2	0	1	0	0
Greg Luzinski, R (1, 7) OBP: 0.387, SLG: 0.514	SSS 0-3 ③ K			BBBB 4-0 BB BB		SSS 0-3 ① K 1-2		BBBB 4-0 1-2 BB		2	0	0	0	2	2	2
Lonnie Smith, R (8, PR) (8, 7)										0	0	0	0	0	0	0
Richie Hebner, L (1, 3) OBP: 0.377, SLG: 0.464		x 0-0 E SF7 1B		BBBB 4-0 1-2 BB		x 0-0 ② 4-3 2-3		x 0-0 ① F7		3	1	1	0	1	0	3
Mike Schmidt, R (1, 5) OBP: 0.366, SLG: 0.441		x 0-0 E9 1-3 1B		x 0-0 ① P4		SSS 0-3 ③ K		x 0-0 ② F8		4	0	1	0	0	1	5
Bob Boone, R (1, 2) OBP: 0.350, SLG: 0.436		x 0-0 ① P4		SSS 0-3 ② K			x 0-0 FC3-6 1B	x 0-0 ③ P6		4	0	1	0	0	1	6
Ted Sizemore, R (1, 4) OBP: 0.279, SLG: 0.268		x 0-0 ② SF7 3-H		x 0-0 ③ P6		x 0-0 ① FC3-6 1B 1-2f SF8			x 0-0 ① 1-3	3	1	0	1	0	0	3
Dick Ruthven, R (1, 1) OBP: 0.233, SLG: 0.278		x 0-0 ③ F9			x 0-0 ① F8	x 0-0 1-3 1B		x 0-0 ② F8		3	0	1	0	0	0	1
Ron Reed, R (8, 1)										0	0	0	0	0	0	0
Kerry Dineen, L (9, PH)										1	0	0	0	0	0	0
Inning Stats	R: 0 E: 0 K: 3 S: 9 H: 0 LOB: 1 BB: 1 P: 13	R: 1 E: 1 K: 0 S: 5 H: 2 LOB: 1 BB: 0 P: 5	R: 0 E: 0 K: 0 S: 3 H: 0 LOB: 0 BB: 0 P: 3	R: 0 E: 0 K: 1 S: 5 H: 0 LOB: 2 BB: 2 P: 13	R: 0 E: 0 K: 0 S: 3 H: 0 LOB: 0 BB: 0 P: 3	R: 0 E: 0 K: 2 S: 8 H: 1 LOB: 1 BB: 0 P: 8	R: 1 E: 0 K: 0 S: 5 H: 2 LOB: 1 BB: 0 P: 5	R: 0 E: 0 K: 0 S: 4 H: 1 LOB: 2 BB: 1 P: 8	R: 0 E: 0 K: 0 S: 4 H: 1 LOB: 1 BB: 0 P: 4	1B: 7 2B: 0 3B: 0 HR: 0	SF: 2 SAC: 0 DP: 0 HBP: 0						

	AB	32
	R	2
	H	7
	RBI	2
	BB	4
	SO	6
	LOB	22

WP: 1 PB: 0 SB: 0 CS: 0 PA: 38

PITCHER		IP	WLS	BF	H	R	ER	SO	BB	IBB	HBP	BLK	WP	HR	S	P	ERA	WHIP
Scott Sanderson, R ERA: 2.53	(1, 1)	7.0	W	31	6	2	1	6	4	0	0	0	1	0	39	55	1.29	1.429
Darold Knowles, L ERA: 2.5	(8, 1)	0.1		1	0	0	0	0	0	0	0	0	0	0	1	1	0.00	0.000
Mike Garman, R ERA: 4.48	(8, 1)	1.2	S	6	1	0	0	0	0	0	0	0	0	0	6	6	0.00	0.600

PITCHER	IP	WLS	BF	H	R	ER	SO	BB	IBB	HBP	BLK	WP	HR	S	P	ERA	WHIP

Batter	1	2	3	4	5	6	7	8	9	AB	R	H	RBI	BB	SO	LOB
Dave Cash, R (1, 4) OBP: 0.289, SLG: 0.312	F8		1B 3-H			4-3		1-3 1B 1B		4	1	2	1	0	0	0
Pepe Frias, R (9, 4) OBP: 0.250, SLG: 0.533										0	0	0	0	0	0	0
Andre Dawson, R (1, 8) OBP: 0.300, SLG: 0.432	K		K			F8		1-3 1-2		4	0	0	0	0	2	2
Ellis Valentine, R (1, 9) OBP: 0.333, SLG: 0.498	G3			CS 2B		4-3		L4-3 2-H 1B		2	0	1	0	0	0	0
Sam Mejias, R (5, 9) OBP: 0.245, SLG: 0.235										2	0	1	1	0	0	0
Tony Perez, R (1, 3) OBP: 0.335, SLG: 0.449		1-3		BB 2-3			5-3 1B 1B	L4-3 1-2		3	1	1	0	1	0	1
Tom Hutton, L (9, 3) OBP: 0.328, SLG: 0.317										0	0	0	0	0	0	0
Warren Cromartie, L (1, 7) OBP: 0.340, SLG: 0.418		4-3		F8			5-3 1-2			3	0	0	0	0	0	2
Gary Carter, R (1, 2) OBP: 0.336, SLG: 0.420		F9		P3			E 2-H 1B			3	1	1	1	0	0	1
Larry Parrish, R (1, 5) OBP: 0.320, SLG: 0.453			4-3 WP 1B 1B			F8	E8 SF7 1-H 2B			3	2	2	1	0	0	0
Chris Speier, R (1, 6) OBP: 0.331, SLG: 0.331			4-3 1-3			6-3	SF7 3-H			2	0	0	1	0	0	1
Scott Sanderson, R (1, 1) OBP: 0.133, SLG: 0.133			K			5-3	K			3	0	0	0	0	2	1
Darold Knowles, L (8, 1) OBP: 0.167, SLG: 0.167										0	0	0	0	0	0	0
Mike Garman, R (8, 1)										0	0	0	0	0	0	0
Inning Stats	R: 0 E: 0 K: 1 S: 5 H: 0 LOB: 0 BB: 0 P: 5	R: 0 E: 0 K: 0 S: 3 H: 0 LOB: 0 BB: 0 P: 3	R: 1 E: 0 K: 2 S: 9 H: 2 LOB: 1 BB: 0 P: 9	R: 0 E: 0 K: 0 S: 3 H: 1 LOB: 1 BB: 1 P: 7	R: 0 E: 0 K: 0 S: 3 H: 0 LOB: 0 BB: 0 P: 3	R: 0 E: 0 K: 0 S: 3 H: 0 LOB: 0 BB: 0 P: 3	R: 3 E: 1 K: 1 S: 8 H: 3 LOB: 0 BB: 0 P: 8	R: 1 E: 0 K: 0 S: 4 H: 2 LOB: 0 BB: 0 P: 4		1B: 6 2B: 3 3B: 0 HR: 0 SF: 1 SAC: 0 DP: 1 HBP: 0						

PITCHER		IP	WLS	BF	H	R	ER	SO	BB	IBB	HBP	BLK	WP	HR	S	P	ERA	WHIP
Dick Ruthven, R ERA: 3.32	(1, 1)	7.1	L	30	8	5	4	4	1	0	0	0	1	0	37	41	4.91	1.227
Ron Reed, R ERA: 2.32	(8, 1)	0.2		1	0	0	0	0	0	0	0	0	0	0	1	1	0.00	0.000

PITCHER	IP	WLS	BF	H	R	ER	SO	BB	IBB	HBP	BLK	WP	HR	S	P	ERA	WHIP

BOTTOM

Philadelphia Phillies @ Montreal Expos

Olympic Stadium, Montreal, QB

Tue Sep 19 1978, 7:05 PM EDT

Att. 9,429 - Unknown

livebaseballscorecards.com

AB	29
R	5
H	8
RBI	5
BB	1
SO	4
LOB	8

1B: 6 SF: 1
2B: 3 SAC: 0
3B: 0 DP: 1
HR: 0 HBP: 0

WP: 1 PA: 31
PB: 0
SB: 0
CS: 1

Batter	1	2	3	4	5	6	7	8	9	AB	R	H	RBI	BB	SO	LOB
Jerry Martin, R (1, 9) OBP: 0.335, SLG: 0.453	S S S 0-3 ① K		x 0-0 ③ P4		x 0-0 ③ F7		x 0-0 ③ F7		x 0-0 ③ P6	5	0	0	0	0	1	3
Larry Bowa, S (1, 6) OBP: 0.319, SLG: 0.370	x 0-0 ② F8			x 0-0 1-6-3 1B		x 0-0 ① L7		B B B B 4-0 BB		3	0	1	0	1	0	0
Garry Maddox, R (1, 8) OBP: 0.328, SLG: 0.410	B B B B 4-0 FC6-4 BB			x 0-0 ① 1-6-3 1-2		x 0-0 HR 2B		x 0-0 ① F7		3	1	1	0	1	0	2
Greg Luzinski, R (1, 7) OBP: 0.386, SLG: 0.518 Lonnie Smith, R (8, 7)	x 0-0 ③ FC6-4 1-2f			x 0-0 ② G3		x 0-0 2-H HR		x 0-0 ② F7		4	1	1	2	0	0	3
										0	0	0	0	0	0	0
Mike Schmidt, R (1, 5) OBP: 0.365, SLG: 0.446		x 0-0 ① 5-3		x 0-0 ③ F3		x 0-0 HR		x 0-0 ③ F2		4	1	1	1	0	0	2
Jose Cardenal, R (1, 3) OBP: 0.319, SLG: 0.383 Jim Morrison, R (9, PR) OBP: 0.228, SLG: 0.260 Ron Reed, R (9, 1)		x 0-0 ② P6			x 0-0 WP 1B 2B	S S S 0-3 ② K			x 0-0 SH1-4 1B	4	1	2	0	0	1	0
										0	0	0	0	0	0	0
										0	0	0	0	0	0	0
Bob Boone, R (1, 2) OBP: 0.348, SLG: 0.432		x 0-0 ③ F9			x 0-0 ① 1-4-3 2-3	x 0-0 ③ F8			x 0-0 ① SH1-4 1-2	3	0	0	0	0	0	1
Ted Sizemore, R (1, 4) OBP: 0.279, SLG: 0.268			x 0-0 ① F2		x 0-0 FC5-6 1B 3-H		x 0-0 ① F8		x 0-0 ② P5	4	0	1	1	0	0	2
Randy Lerch, L (1, 1) OBP: 0.274, SLG: 0.333 Tim McCarver, L (9, PH) OBP: 0.351, SLG: 0.319 Orlando Gonzalez, L (9, PR) OBP: 0.150, SLG: 0.105 (9, 3)			x 0-0 ② F7		x 0-0 ② FC5-6 1-2f		x 0-0 ② 5-3		4-0 IBB	3	0	0	0	0	0	1
										0	0	0	0	1	0	0
										0	0	0	0	0	0	0
Inning Stats	R: 0 H: 0 E: 0 LOB: 1 K: 1 BB: 1 S: 5 P: 9	R: 0 H: 0 E: 0 LOB: 0 K: 0 BB: 0 S: 3 P: 3	R: 0 H: 0 E: 0 LOB: 0 K: 0 BB: 0 S: 3 P: 3	R: 0 H: 1 E: 0 LOB: 1 K: 0 BB: 0 S: 4 P: 4	R: 1 H: 2 E: 0 LOB: 1 K: 0 BB: 0 S: 5 P: 5	R: 3 H: 3 E: 0 LOB: 0 K: 1 BB: 0 S: 8 P: 8	R: 0 H: 0 E: 0 LOB: 0 K: 0 BB: 0 S: 3 P: 3	R: 0 H: 0 E: 0 LOB: 1 K: 0 BB: 1 S: 3 P: 7	R: 0 H: 1 E: 0 LOB: 2 K: 0 BB: 1 S: 4 P: 8	1B: 3 SF: 0 2B: 2 SAC: 1 3B: 0 DP: 0 HR: 2 HBP: 0						

TOP

Philadelphia Phillies @ Montreal Expos

Olympic Stadium, Montreal, QB

Wed Sep 20 1978, 7:05 PM EDT

Att. 9,298 - Unknown

livebaseballscorecards.com

AB	33
R	4
H	7
RBI	4
BB	3
SO	2
LOB	14

PITCHER		IP	WLS	BF	H	R	ER	SO	BB	IBB	HBP	BLK	WP	HR	S	P	ERA	WHIP
Dan Schatzeder, L ERA: 2.99	(1, 1)	7.0	L	28	6	4	4	2	1	0	0	0	1	2	31	35	5.14	1.000
Mike Garman, R ERA: 4.36	(8, 1)	2.0		9	1	0	0	0	1	1	0	0	0	0	7	15	0.00	1.000

PITCHER		IP	WLS	BF	H	R	ER	SO	BB	IBB	HBP	BLK	WP	HR	S	P	ERA	WHIP

BOTTOM

Philadelphia Phillies @ Montreal Expos

Olympic Stadium, Montreal, QB

Wed Sep 20 1978, 7:05 PM EDT

Att. 9,298 - Unknown

Batter	1	2	3	4	5	6	7	8	9	AB	R	H	RBI	BB	SO	LOB
Dave Cash, R (1, 4) OBP: 0.287, SLG: 0.310	5-3		2-3		F2		P2			4	0	0	0	0	0	3
Sam Mejias, R (1, 9) OBP: 0.246, SLG: 0.236	4-3 1B		L8			F8		5-3		4	0	1	0	0	0	1
Andre Dawson, R (1, 8) OBP: 0.299, SLG: 0.431	4-3 1-2			F9		HR 1B		F9		4	1	1	0	0	0	1
Tony Perez, R (1, 3) OBP: 0.336, SLG: 0.455	F8			F9		1-H HR		1B		4	1	2	2	0	0	1
Warren Cromartie, L (1, 7) OBP: 0.339, SLG: 0.420		F9		3B		P6		S S S K		4	0	1	0	0	1	1
Gary Carter, R (1, 2) OBP: 0.335, SLG: 0.418		B B B 4-0 G4-3 BB		6-3		F8			F7	3	0	0	0	1	0	1
Larry Parrish, R (1, 5) OBP: 0.321, SLG: 0.453		G4-3 1-2f			FC4-6 1B		1B		5-3	4	0	2	0	0	0	1
Chris Speier, R (1, 6) OBP: 0.330, SLG: 0.330			2-3 SH1-4 1B		FC4-6 FC2-6 1-2f		P4		6-3	4	0	1	0	0	0	2
Dan Schatzeder, L (1, 1) OBP: 0.279, SLG: 0.366 Stan Papi, R (7, PH) OBP: 0.311, SLG: 0.336 Mike Garman, R (8, 1)			SH1-4 1-2		FC2-6 1-2f		P4			1 1 0	0 0 0	0 0 0	0 0 0	0 0 0	0 0 0	1 1 0
Inning Stats	R: 0 H: 1 E: 0 LOB: 1 K: 0 BB: 0 S: 4 P: 4	R: 0 H: 0 E: 0 LOB: 0 K: 0 BB: 1 S: 2 P: 6	R: 0 H: 1 E: 0 LOB: 1 K: 0 BB: 0 S: 4 P: 4	R: 0 H: 1 E: 0 LOB: 1 K: 0 BB: 0 S: 4 P: 4	R: 0 H: 1 E: 0 LOB: 1 K: 0 BB: 0 S: 4 P: 4	R: 2 H: 2 E: 0 LOB: 0 K: 0 BB: 0 S: 5 P: 5	R: 0 H: 1 E: 0 LOB: 1 K: 0 BB: 0 S: 4 P: 4	R: 0 H: 1 E: 0 LOB: 1 K: 1 BB: 0 S: 6 P: 6	R: 0 H: 0 E: 0 LOB: 0 K: 0 BB: 0 S: 3 P: 3	1B: 6 SF: 0 2B: 0 SAC: 1 3B: 1 DP: 1 HR: 1 HBP: 0						

	AB	33
	R	2
	H	8
	RBI	2
	BB	1
	SO	1
	LOB	13

WP: 0 PA: 35
PB: 0
SB: 0
CS: 0

PITCHER		IP	WLS	BF	H	R	ER	SO	BB	IBB	HBP	BLK	WP	HR	S	P	ERA	WHIP
Randy Lerch, L ERA: 3.95	(1, 1)	8.0	W	32	8	2	2	1	1	0	0	0	0	1	33	37	2.25	1.125
Ron Reed, R ERA: 2.29	(9, 1)	1.0	S	3	0	0	0	0	0	0	0	0	0	0	3	3	0.00	0.000

PITCHER	IP	WLS	BF	H	R	ER	SO	BB	IBB	HBP	BLK	WP	HR	S	P	ERA	WHIP

livebaseballscorecards.com

Batter	1	2	3	4	5	6	7	8	9	AB	R	H	RBI	BB	SO	LOB
Frank Taveras, R (1, 6) OBP: 0.314, SLG: 0.354	6-3		F2			1B 2B		B3		4	1	1	0	0	0	0
Omar Moreno, L (1, 8) OBP: 0.340, SLG: 0.300	CS BB			1-3 BB		1B 1B BB		B2		1	1	0	0	3	0	0
Dave Parker, L (1, 9) OBP: 0.384, SLG: 0.570	F7 1-2			1-3 1-2		S 1B 1-2 2-H 1B		FC5-4 1B		4	0	2	1	0	0	2
Bill Robinson, R (1, 7) OBP: 0.296, SLG: 0.420		2B		K		1-2 2-H 1B		FC5-4 1-2f		4	0	2	1	0	1	2
Willie Stargell, L (1, 3) OBP: 0.382, SLG: 0.555		F8		3-1		K 2-3			4-3	4	0	0	0	0	1	4
Phil Garner, R (1, 4) OBP: 0.353, SLG: 0.410		F7			F3	1-3			G5-4-3 BB	3	0	0	0	1	0	3
Dale Berra, R (1, 5) OBP: 0.284, SLG: 0.336		G3			P4		F7		G5-4-3 1-2f	4	0	0	0	0	0	2
Duffy Dyer, R (1, 2) OBP: 0.294, SLG: 0.269			6-3		5-3		G3			3	0	0	0	0	0	0
Bert Blyleven, R (1, 1) OBP: 0.143, SLG: 0.157			K			1-3	K			3	0	0	0	0	2	0
Inning Stats	R: 0 E: 0 K: 0 S: 2 H: 0 LOB: 0 BB: 1 P: 6	R: 0 E: 0 K: 0 S: 4 H: 1 LOB: 1 BB: 0 P: 4	R: 0 E: 0 K: 1 S: 5 H: 0 LOB: 0 BB: 0 P: 5	R: 0 E: 0 K: 1 S: 5 H: 0 LOB: 1 BB: 1 P: 9	R: 0 E: 0 K: 0 S: 3 H: 0 LOB: 0 BB: 0 P: 3	R: 2 E: 0 K: 1 S: 8 H: 3 LOB: 2 BB: 1 P: 12	R: 0 E: 0 K: 1 S: 5 H: 0 LOB: 0 BB: 0 P: 5	R: 0 E: 0 K: 0 S: 4 H: 1 LOB: 1 BB: 0 P: 4	R: 0 E: 0 K: 0 S: 2 H: 0 LOB: 0 BB: 1 P: 6	1B: 3 2B: 2 3B: 0 HR: 0	SF: 0 SAC: 0 DP: 1 HBP: 0						

TOP

Pittsburgh Pirates @ Montreal Expos

Olympic Stadium, Montreal, QB

Sat Sep 23 1978, 3:33 AM EDT

Att. 20,324 - Unknown

livebaseballscorecards.com

AB	30
R	2
H	5
RBI	2
BB	4
SO	4
LOB	13

PITCHER		IP	WLS	BF	H	R	ER	SO	BB	IBB	HBP	BLK	WP	HR	S	P	ERA	WHIP
Ross Grimsley, L ERA: 3.1	(1, 1)	9.0	W	34	5	2	2	4	4	0	0	0	0	0	38	54	2.00	1.000

PITCHER	IP	WLS	BF	H	R	ER	SO	BB	IBB	HBP	BLK	WP	HR	S	P	ERA	WHIP

Batter	1	2	3	4	5	6	7	8	9	AB	R	H	RBI	BB	SO	LOB
Dave Cash, R (1, 4) OBP: 0.290, SLG: 0.313	HR 1B		F7		2B		FC1-2 IBB			3	1	2	0	1	0	0
Andre Dawson, R (1, 8) OBP: 0.299, SLG: 0.435	1-H HR		F8		K		FC1-2 1-2 2-3 3-Hf			4	1	1	2	0	1	4
Ellis Valentine, R (1, 9) OBP: 0.333, SLG: 0.496	1B 1B		K			K	F8			4	0	1	0	0	2	3
Tony Perez, R (1, 3) OBP: 0.336, SLG: 0.454	F8			4-3		1B		5-3		4	0	1	0	0	0	1
Warren Cromartie, L (1, 7) OBP: 0.339, SLG: 0.419	1-2 G5-4-3 1B			K		K		K		4	0	1	0	0	3	1
Gary Carter, R (1, 2) OBP: 0.336, SLG: 0.419	G5-4-3 1-2f			2B		P4		CS BB		3	0	1	0	1	0	3
Larry Parrish, R (1, 5) OBP: 0.321, SLG: 0.454			F9	4-3			4-3	CS 1-2	1B 2B	4	1	1	0	0	0	1
Chris Speier, R (1, 6) OBP: 0.330, SLG: 0.330			K		F7		SH FC1-2 1B		6-3	4	0	1	0	0	1	1
Ross Grimsley, L (1, 1) OBP: 0.170, SLG: 0.155			K		F7		SH FC1-2 1-3		2-H 1B	2	0	0	0	0	1	0
Del Unser, L (9, PH) OBP: 0.293, SLG: 0.263										1	0	1	1	0	0	0
Inning Stats	R: 2 E: 0 K: 0 S: 6 H: 4 LOB: 1 BB: 0 P: 6		R: 0 E: 0 K: 2 S: 7 H: 0 LOB: 0 BB: 0 P: 7	R: 0 E: 0 K: 1 S: 5 H: 0 LOB: 0 BB: 0 P: 5	R: 0 E: 0 K: 1 S: 6 H: 1 LOB: 1 BB: 0 P: 6	R: 0 E: 0 K: 1 S: 6 H: 1 LOB: 1 BB: 0 P: 6	R: 0 E: 0 K: 2 S: 8 H: 1 LOB: 1 BB: 0 P: 8	R: 0 E: 1 K: 0 S: 5 H: 1 LOB: 3 BB: 1 P: 9	R: 0 E: 0 K: 1 S: 4 H: 0 LOB: 0 BB: 1 P: 8	R: 1 E: 0 K: 0 S: 3 H: 2 LOB: 1 BB: 0 P: 3	1B: 6 2B: 3 3B: 0 HR: 1 SF: 0 SAC: 1 DP: 1 HBP: 0	WP: 0 PB: 0 SB: 0 CS: 1 PA: 37					

PITCHER		IP	WLS	BF	H	R	ER	SO	BB	IBB	HBP	BLK	WP	HR	S	P	ERA	WHIP
Bert Blyleven, R ERA: 2.97	(1, 1)	8.1	L	36	10	3	3	8	1	1	0	0	0	1	50	58	3.24	1.320

PITCHER		IP	WLS	BF	H	R	ER	SO	BB	IBB	HBP	BLK	WP	HR	S	P	ERA	WHIP

BOTTOM

Pittsburgh Pirates @ Montreal Expos

Olympic Stadium, Montreal, QB

Sat Sep 23 1978, 3:33 AM EDT

Att. 20,324 - Unknown

livebaseballscorecards.com

AB	33
R	3
H	10
RBI	3
BB	2
SO	8
LOB	14

Batter	1	2	3	4	5	6	7	8	9	AB	R	H	RBI	BB	SO	LOB
Frank Taveras, R (1, 6) OBP: 0.312, SLG: 0.352	S S S 0-3 ① K		x 0-0 ③ P6			x 0-0 ② F7		x 0-0 ③ 5-3		4	0	0	0	0	1	1
Omar Moreno, L (1, 8) OBP: 0.339, SLG: 0.299	x 0-0 ② F5			x 0-0 S 1B		x 0-0 ③ F8			x 0-0 ① F9	4	0	1	0	0	0	0
Dave Parker, L (1, 9) OBP: 0.384, SLG: 0.569	B B B B 4-0 BB			S S S 0-3 ① K 1-2			x 0-0 ① 3-1		x 0-0 WP 1B	3	0	1	0	1	1	1
Willie Stargell, L (1, 3) OBP: 0.381, SLG: 0.552	x 0-0 ③ F8			S S S 0-3 ② K			x 0-0 1B		S S S 0-3 ② K 1-2	4	0	1	0	0	2	3
Ed Ott, L (1, 2) OBP: 0.309, SLG: 0.403		x 0-0 ① F2		x 0-0 ③ F8			S S S 0-3 ② K		x 0-0 ③ 1-3	4	0	0	0	0	1	3
Bill Robinson, R (1, 5) OBP: 0.295, SLG: 0.418		S S S 0-3 ② K			S S S 0-3 ① K		S S S 0-3 ③ K			3	0	0	0	0	3	1
John Milner, L (1, 7) OBP: 0.347, SLG: 0.400		x 0-0 ③ F7			x 0-0 ② G3			x 0-0 ① F7		3	0	0	0	0	0	0
Phil Garner, R (1, 4) OBP: 0.353, SLG: 0.408			x 0-0 ① 4-3		x 0-0 ③ 6-3			H 1-0 FC1-6 HBP		2	0	0	0	0	0	0
Bruce Kison, R (1, 1) OBP: 0.111, SLG: 0.222			x 0-0 ② 6-3			S S S 0-3 ① K		x 0-0 ② FC1-6 1-2f		1	0	0	0	0	0	0
Dave May, L (6, PH) OBP: 0.286, SLG: 0.313										1	0	0	0	0	1	0
Jim Bibby, R (6, 1) OBP: 0.206, SLG: 0.226										0	0	0	0	0	0	0
Rennie Stennett, R (8, PH) OBP: 0.276, SLG: 0.311										1	0	0	0	0	0	1
Kent Tekulve, R (8, 1) OBP: 0.136, SLG: 0.095										0	0	0	0	0	0	0
Inning Stats	R: 0 E: 0 K: 1 S: 5 H: 0 LOB: 1 BB: 1 P: 9	R: 0 E: 0 K: 1 S: 5 H: 0 LOB: 0 BB: 0 P: 5	R: 0 E: 0 K: 0 S: 3 H: 0 LOB: 0 BB: 0 P: 3	R: 0 E: 0 K: 2 S: 8 H: 1 LOB: 1 BB: 0 P: 8	R: 0 E: 0 K: 1 S: 5 H: 0 LOB: 0 BB: 0 P: 5	R: 0 E: 0 K: 1 S: 5 H: 0 LOB: 0 BB: 0 P: 5	R: 0 E: 0 K: 2 S: 8 H: 1 LOB: 1 BB: 0 P: 8	R: 0 E: 0 K: 0 S: 3 H: 0 LOB: 1 BB: 0 P: 4	R: 0 E: 0 K: 1 S: 6 H: 1 LOB: 1 BB: 0 P: 6	1B: 3 2B: 0 3B: 0 HR: 0	SF: 0 SAC: 0 DP: 0 HBP: 1						

PITCHER		IP	WLS	BF	H	R	ER	SO	BB	IBB	HBP	BLK	WP	HR	S	P	ERA	WHIP
Scott Sanderson, R ERA: 2.11	(1, 1)	9.0	W	32	3	0	0	9	1	0	1	0	1	0	48	53	0.00	0.444

PITCHER	IP	WLS	BF	H	R	ER	SO	BB	IBB	HBP	BLK	WP	HR	S	P	ERA	WHIP

Pittsburgh Pirates @ Montreal Expos

Olympic Stadium, Montreal, QB

Sun Sep 24 1978, 3:33 AM EDT

Att. 23,260 - Unknown

TOP

livebaseballscorecards.com

AB	30
R	0
H	3
RBI	0
BB	1
SO	9
LOB	10

WP: 1	PA: 32
PB: 0	
SB: 1	
CS: 0	

Batter	1	2	3	4	5	6	7	8	9	AB	R	H	RBI	BB	SO	LOB
Dave Cash, R (1, 4) OBP: 0.290, SLG: 0.313	0-0 2B FC 1B		0-0 6-3 ①			0-0 6-3 ①	0-0 4-3 ③			4	1	1	0	0	0	1
Andre Dawson, R (1, 8) OBP: 0.300, SLG: 0.440	0-0 WP 1-3 4-3 2B		0-0 4-3 ②			0-0 E 3B		SSS 0-3 K ①		4	2	2	0	0	1	0
Ellis Valentine, R (1, 9) OBP: 0.332, SLG: 0.496	0-0 FC 4-3 WP SF8 3-H		0-0 6-3 ③			0-0 E9 3-H 2B		SSS 0-3 K ②		4	1	1	2	0	1	1
Tony Perez, R (1, 3) OBP: 0.333, SLG: 0.450	0-0 4-3 ① 1-3 2-H			0-0 F7 ①		0-0 F3 ②		0-0 P4 ③		4	0	0	1	0	0	2
Warren Cromartie, L (1, 7) OBP: 0.339, SLG: 0.418	0-0 SF8 ② 3-H			0-0 6-3 ②		BBBB 4-0 FC6-4 BB				1	0	0	1	1	0	0
Gary Carter, R (1, 2) OBP: 0.334, SLG: 0.417	0-0 5-3 ③			0-0 F2 ③		0-0 FC6-4 ③ 1-2f				3	0	0	0	0	0	2
Chris Speier, R (1, 6) OBP: 0.330, SLG: 0.330			0-0 F9 ①		SSS 0-3 K ①		0-0 SH1-4 1B			3	0	1	0	0	1	0
Stan Papi, R (1, 5) OBP: 0.304, SLG: 0.328			0-0 F7 ②		0-0 F8 ②		SSS 0-3 K ①			3	0	0	0	0	1	1
Scott Sanderson, R (1, 1) OBP: 0.118, SLG: 0.118			SSS 0-3 K ③		0-0 1-3 ③		0-0 SH1-4 ② 1-2			2	0	0	0	0	1	0
Inning Stats	R: 3 H: 2 E: 0 LOB: 0 K: 0 BB: 0 S: 6 P: 6		R: 0 H: 0 E: 0 LOB: 0 K: 1 BB: 0 S: 5 P: 5	R: 0 H: 0 E: 0 LOB: 0 K: 0 BB: 0 S: 3 P: 3	R: 0 H: 0 E: 0 LOB: 0 K: 1 BB: 0 S: 5 P: 5	R: 1 H: 2 E: 1 LOB: 2 K: 0 BB: 1 S: 5 P: 9	R: 0 H: 1 E: 0 LOB: 1 K: 1 BB: 0 S: 6 P: 6	R: 0 H: 0 E: 0 LOB: 0 K: 2 BB: 0 S: 7 P: 7		1B: 2 SF: 1 2B: 2 SAC: 1 3B: 1 DP: 0 HR: 0 HBP: 0						

PITCHER		IP	WLS	BF	H	R	ER	SO	BB	IBB	HBP	BLK	WP	HR	S	P	ERA	WHIP
Bruce Kison, R ERA: 3.3	(1, 1)	5.0	L	18	2	3	3	2	0	0	0	0	1	0	22	22	5.40	0.400
Jim Bibby, R ERA: 3.57	(6, 1)	2.0		10	3	1	1	1	1	0	0	0	0	0	11	15	4.50	2.000
Kent Tekulve, R ERA: 2.13	(8, 1)	1.0		3	0	0	0	2	0	0	0	0	0	0	7	7	0.00	0.000

PITCHER	IP	WLS	BF	H	R	ER	SO	BB	IBB	HBP	BLK	WP	HR	S	P	ERA	WHIP

BOTTOM

Pittsburgh Pirates @ Montreal Expos

Olympic Stadium, Montreal, QB

Sun Sep 24 1978, 3:33 AM EDT

Att. 23,260 - Unknown

livebaseballscorecards.com

AB	28
R	4
H	5
RBI	4
BB	1
SO	5
LOB	7

WP: 1	PA: 31		
PB: 0			
SB: 0			
CS: 0			

Batter	1	2	3	4	5	6	7	8	9	10	11	12	AB	R	H	RBI	BB	SO	LOB
Dave Cash, R (1, 4) OBP: 0.288, SLG: 0.310	K		F7			1-3		F8			4-3		5	0	0	0	0	1	0
Andre Dawson, R (1, 8) OBP: 0.300, SLG: 0.438	CS 1B		K			5-3		F8			K		5	0	1	0	0	2	0
Ellis Valentine, R (1, 9) OBP: 0.333, SLG: 0.495	K			6-3		BB 1B			K			L6-3 1B	4	0	1	0	1	2	1
Tony Perez, R (1, 3) OBP: 0.332, SLG: 0.448	CS 1-2	F9		6-3		1-3 1B			F8			K	5	0	1	0	0	1	1
Warren Cromartie, L (1, 7) OBP: 0.336, SLG: 0.415		K		F9		F8			4-3			L6-3 1-2	5	0	0	0	0	1	3
Gary Carter, R (1, 2) OBP: 0.336, SLG: 0.429		HR	HR				6-3			P3			4	2	2	2	0	0	0
Chris Speier, R (1, 6) OBP: 0.329, SLG: 0.329		1B	L4				K			G3			4	0	1	0	0	1	0
Stan Papi, R (1, 5) OBP: 0.296, SLG: 0.318		F2	F9				F9			K			4	0	0	0	0	1	1
Dan Schatzeder, L (1, 1) OBP: 0.261, SLG: 0.341			F9		4-3			F9			K		3	0	0	0	0	0	0
Mike Garman, R (9, 1)													0	0	0	0	0	0	0
Darold Knowles, L (9, 1) OBP: 0.167, SLG: 0.167													0	0	0	0	0	0	0
Del Unser, L (11, PH) OBP: 0.292, SLG: 0.261													1	0	0	0	1	0	0
Stan Bahnsen, R (11, 1) OBP: 0.091, SLG: 0.091													0	0	0	0	0	0	0
Woodie Fryman, R (12, 1) OBP: 0.059, SLG: 0.100													0	0	0	0	0	0	0
Inning Stats	R: 0 E: 0 K: 2 S: 7 H: 1 LOB: 0 BB: 0 P: 7	R: 1 E: 0 K: 1 S: 7 H: 2 LOB: 1 BB: 0 P: 7	R: 0 E: 0 K: 1 S: 5 H: 0 LOB: 0 BB: 0 P: 5	R: 0 E: 0 K: 0 S: 3 H: 0 LOB: 0 BB: 0 P: 3	R: 1 E: 0 K: 0 S: 4 H: 1 LOB: 0 BB: 0 P: 4	R: 0 E: 0 K: 0 S: 4 H: 1 LOB: 2 BB: 1 P: 8	R: 0 E: 0 K: 1 S: 5 H: 0 LOB: 0 BB: 0 P: 5	R: 0 E: 0 K: 0 S: 3 H: 0 LOB: 0 BB: 0 P: 3	R: 0 E: 0 K: 1 S: 5 H: 0 LOB: 0 BB: 0 P: 5	R: 0 E: 0 K: 1 S: 5 H: 0 LOB: 0 BB: 0 P: 5	R: 0 E: 0 K: 2 S: 7 H: 0 LOB: 0 BB: 0 P: 7	R: 0 E: 0 K: 1 S: 5 H: 1 LOB: 0 BB: 0 P: 5	1B: 4 2B: 1 3B: 0 HR: 2	SF: 0 SAC: 0 DP: 1 HBP: 0	WP: 0 PB: 0 SB: 0 CS: 1	PA: 42

PITCHER		IP	WLS	BF	H	R	ER	SO	BB	IBB	HBP	BLK	WP	HR	S	P	ERA	WHIP
Randy Lerch, L ERA: 3.87	(1, 1)	8.0		29	5	2	2	5	1	0	0	0	0	2	38	42	2.25	0.750
Warren Brusstar, R ERA: 2.22	(9, 1)	1.0		3	0	0	0	1	0	0	0	0	0	0	5	5	0.00	0.000
Ron Reed, R ERA: 2.23	(10, 1)	3.0	W	9	1	0	0	4	0	0	0	0	0	0	17	17	0.00	0.333

PITCHER		IP	WLS	BF	H	R	ER	SO	BB	IBB	HBP	BLK	WP	HR	S	P	ERA	WHIP

TOP

Montreal Expos @ Philadelphia Phillies

Veterans Stadium, Philadelphia, PA

Mon Sep 25 1978, 7:05 PM EDT

Att. 11,651 - Unknown

livebaseballscorecards.com

AB	40
R	2
H	6
RBI	2
BB	1
SO	10
LOB	6

Batter	1	2	3	4	5	6	7	8	9	10	11	12	AB	R	H	RBI	BB	SO	LOB
Jerry Martin, R (1, 9) OBP: 0.332, SLG: 0.446 Tim McCarver, L (9, PH) OBP: 0.360, SLG: 0.343 Bud Harrelson, S (10, 4) OBP: 0.345, SLG: 0.240	K		K			K		P5	PO 1-2	F7		SH2-4 1-2 2-3	4 0 1	0 0 0	0 0 0	0 0 0	0 0 0	3 0 0	1 0 0
Larry Bowa, S (1, 6) OBP: 0.322, SLG: 0.376	6-3		F8			P6		F8		1-3		1B 2-3 3-H	6	0	1	1	0	0	1
Garry Maddox, R (1, 8) OBP: 0.331, SLG: 0.411	K			1-3 1B		1B			BB E 1B	5-3			4	1	2	0	1	1	0
Greg Luzinski, R (1, 7) OBP: 0.382, SLG: 0.509 Lonnie Smith, R (9, PR) (10, 7) Richie Hebner, L (11, PH) OBP: 0.372, SLG: 0.470 (12, 3)		F9		K		P6			E4 WP 1-H 3B 1B		F3		4 0 1	0 1 0	1 0 0	0 0 0	0 0 0	1 0 0	2 0 0
Mike Schmidt, R (1, 5) OBP: 0.366, SLG: 0.445		6-3		1-3 1-2			P6		G5-2-3 2-H 3B		K		5	0	1	1	0	1	1
Jose Cardenal, R (1, 3) OBP: 0.330, SLG: 0.381 (12, 7)		BB		F2			FC6-4 BB		G5-2-3 IBB		BB		1	0	0	0	4	0	1
Bob Boone, R (1, 2) OBP: 0.349, SLG: 0.427		F8			P4		FC6-4 FC5-4 1-2f		G5-2-3 1-2 IBB		F3		4	0	0	0	1	0	3
Ted Sizemore, R (1, 4) OBP: 0.277, SLG: 0.263 Ron Reed, R (10, 1) Orlando Gonzalez, L (12, PH) OBP: 0.182, SLG: 0.143			4-3		F8		FC5-4 1-2f		G5-2-3 1-2 2-3 3-Hf			SH2-4 E 1B 1B	4 0 1	0 0 1	0 0 1	0 0 1	0 0 0	0 0 0	4 0 0
Randy Lerch, L (1, 1) OBP: 0.281, SLG: 0.328 Pete Mackanin, R (8, PH) OBP: 0.333, SLG: 0.333 Warren Brusstar, R (9, 1) OBP: 0.143, SLG: 0.286 Bake McBride, L (9, PH) OBP: 0.315, SLG: 0.392 (10, 9)			BB		5-3			K	PO IBB			E5 1B SH2-4 1-2	1 1 0 1	0 0 0 0	0 0 0 0	0 0 0 0	1 0 0 1	0 1 0 0	0 0 0 1

Inning Stats	1	2	3	4	5	6	7	8	9	10	11	12
	R: 0 E: 0 K: 2 S: 7	H: 0 LOB: 0 BB: 0 P: 7	R: 0 E: 0 K: 0 S: 3	H: 0 LOB: 1 BB: 1 P: 7	R: 0 E: 0 K: 1 S: 5	H: 0 LOB: 1 BB: 1 P: 9	R: 0 E: 0 K: 1 S: 6	H: 1 LOB: 1 BB: 0 P: 6	R: 0 E: 0 K: 0 S: 6	H: 1 LOB: 1 BB: 0 P: 6	R: 0 E: 0 K: 0 S: 3	H: 0 LOB: 1 BB: 1 P: 7	R: 0 E: 0 K: 1 S: 5	H: 0 LOB: 0 BB: 0 P: 5	R: 2 E: 1 K: 0 S: 3	H: 2 LOB: 2 BB: 4 P: 19	R: 0 E: 0 K: 0 S: 3	H: 0 LOB: 0 BB: 0 P: 3	R: 0 E: 0 K: 1 S: 5	H: 0 LOB: 1 BB: 1 P: 9	R: 1 E: 1 K: 0 S: 4	H: 2 LOB: 2 BB: 0 P: 4

PITCHER	IP	WLS	BF	H	R	ER	SO	BB	IBB	HBP	BLK	WP	HR	S	P	ERA	WHIP
Dan Schatzeder, L (1, 1) ERA: 2.89	8.0		30	2	1	1	6	4	0	0	0	0	0	38	54	1.12	0.750
Mike Garman, R (9, 1) ERA: 4.44	0.2		6	2	1	1	0	0	3	0	0	1	0	3	15	13.50	3.000
Darold Knowles, L (9, 1) ERA: 2.45	1.1		3	0	0	0	0	0	0	0	0	0	0	3	3	0.00	0.000
Stan Bahnsen, R (11, 1) ERA: 3.84	1.0	L	5	1	1	1	1	1	0	0	0	0	0	6	10	9.00	2.000
Woodie Fryman, L (12, 1) ERA: 4.22	0.1		3	1	0	0	0	0	0	0	0	0	0	3	3	0.00	3.000

PITCHER	IP	WLS	BF	H	R	ER	SO	BB	IBB	HBP	BLK	WP	HR	S	P	ERA	WHIP

BOTTOM

Montreal Expos @ Philadelphia Phillies

Veterans Stadium, Philadelphia, PA

Mon Sep 25 1978, 7:05 PM EDT

Att. 11,651 - Unknown

livebaseballscorecards.com

AB	38
R	3
H	6
RBI	2
BB	8
SO	7
LOB	14

1B: 5	SF: 0	WP: 1	PA: 48
2B: 0	SAC: 1	PB: 0	
3B: 1	DP: 1	SB: 0	
HR: 0	HBP: 0	CS: 0	

Montreal Expos @ Philadelphia Phillies

Veterans Stadium, Philadelphia, PA

Tue Sep 26 1978, 7:05 PM EDT

Unknown

TOP

livebaseballscorecards.com

Batter	1	2	3	4	5	6	7	8	9	AB	R	H	RBI	BB	SO	LOB
Dave Cash, R (1, 4) OBP: 0.287, SLG: 0.310	P6		5-3		1B 3-H			G5-4-3 1-2f		4	0	1	1	0	0	1
Andre Dawson, R (1, 8) OBP: 0.298, SLG: 0.435	F7			P4	F8			F7		4	0	0	0	0	0	1
Ellis Valentine, R (1, 9) OBP: 0.331, SLG: 0.491	K			K		P6			6-3	4	0	0	0	0	2	0
Tony Perez, R (1, 3) OBP: 0.332, SLG: 0.445		F9		1B BB		6-3			K	3	0	0	0	1	1	0
Warren Cromartie, L (1, 7) OBP: 0.337, SLG: 0.414		5-3 HBP		1-2 1B		4-3			K BB BB 1B	3	1	1	0	0	1	0
Gary Carter, R (1, 2) OBP: 0.335, SLG: 0.427		5-3 1-2		F7			5-3		BB 1-2 1B BB	3	1	0	0	1	0	3
Chris Speier, R (1, 6) OBP: 0.330, SLG: 0.329		5-3			G4-3 1B 1B		6-3		1B 1-2 2-3 BB	3	1	1	0	1	0	1
Stan Papi, R (1, 5) OBP: 0.301, SLG: 0.323			5-3		1-2 G4-3 1B		6-3		1-3 2-H 3-H 1B	4	0	2	2	0	0	0
David Palmer, R (1, 1)			G3		G4-3 1-2f 2-3			E4 G5-4-3	1-3	1	0	0	0	0	0	0
Bobby Ramos, R (5, PH)										1	0	0	0	0	0	2
Wayne Twitchell, R (5, 1) OBP: 0.160, SLG: 0.087										0	0	0	0	0	0	0
Darold Knowles, L (6, 1) OBP: 0.167, SLG: 0.167										0	0	0	0	0	0	0
Del Unser, L (8, PH) OBP: 0.290, SLG: 0.259										1	0	0	0	0	0	0
Bill Atkinson, L (8, 1) OBP: 0.500, SLG: 0.500										0	0	0	0	0	0	0
Tom Hutton, L (9, PH) OBP: 0.327, SLG: 0.315										1	0	0	0	0	0	2
Inning Stats	R: 0 E: 0 K: 1 S: 5 H: 0 LOB: 0 BB: 0 P: 5	R: 0 E: 0 K: 0 S: 3 H: 0 LOB: 1 BB: 0 P: 4	R: 0 E: 0 K: 0 S: 3 H: 0 LOB: 0 BB: 0 P: 3	R: 0 E: 0 K: 1 S: 6 H: 1 LOB: 2 BB: 1 P: 10	R: 1 E: 0 K: 0 S: 5 H: 3 LOB: 1 BB: 0 P: 5	R: 0 E: 0 K: 0 S: 3 H: 0 LOB: 0 BB: 0 P: 3	R: 0 E: 0 K: 0 S: 3 H: 0 LOB: 0 BB: 0 P: 3	R: 0 E: 1 K: 0 S: 3 H: 0 LOB: 0 BB: 0 P: 3	R: 2 E: 0 K: 2 S: 9 H: 1 LOB: 2 BB: 2 P: 17	1B: 5 2B: 0 3B: 0 HR: 0 SF: 0 SAC: 0 DP: 2 HBP: 1	WP: 1 PB: 0 SB: 0 CS: 0 PA: 36					

	AB	32
	R	3
	H	5
	RBI	3
	BB	3
	SO	4
	LOB	10

PITCHER		IP	WLS	BF	H	R	ER	SO	BB	IBB	HBP	BLK	WP	HR	S	P	ERA	WHIP
Jim Kaat, L ERA: 4.16	(1, 1)	6.0	W	23	4	1	1	2	1	0	1	0	0	0	25	30	1.50	0.833
Warren Brusstar, R ERA: 2.36	(7, 1)	2.2		12	1	2	2	2	2	0	0	0	1	0	14	22	6.75	1.125
Ron Reed, R ERA: 2.22	(9, 1)	0.1	S	1	0	0	0	0	0	0	0	0	0	0	1	1	0.00	0.000

PITCHER	IP	WLS	BF	H	R	ER	SO	BB	IBB	HBP	BLK	WP	HR	S	P	ERA	WHIP

Batter	1	2	3	4	5	6	7	8	9	AB	R	H	RBI	BB	SO	LOB
Bake McBride, L (1, 9) OBP: 0.312, SLG: 0.389	6-3	K			G3	P4				4	0	0	0	0	1	4
Larry Bowa, S (1, 6) OBP: 0.323, SLG: 0.377	1B		1-3 S HR		K		F3			4	2	2	0	0	1	0
Garry Maddox, R (1, 8) OBP: 0.330, SLG: 0.410	1B		1-3		5-3		F3			4	0	1	0	0	0	1
Greg Luzinski, R (1, 7) OBP: 0.384, SLG: 0.515	1B		HR			5-3 HBP 1B	F9			3	2	2	3	1	0	0
Jerry Martin, R (8, 7) OBP: 0.332, SLG: 0.446						BB				0	0	0	0	0	0	0
Richie Hebner, L (1, 3) OBP: 0.373, SLG: 0.468	K		L6			1B 5-3 HBP		F9 S SF7 HBP		2	1	0	0	0	1	2
Mike Schmidt, R (1, 5) OBP: 0.364, SLG: 0.442	F8		K			5-3		F9		4	0	0	0	0	1	5
Bob Boone, R (1, 2) OBP: 0.348, SLG: 0.425		K		1-3		1B IBB		SF7		2	0	0	1	1	1	0
Ted Sizemore, R (1, 4) OBP: 0.279, SLG: 0.262		S BB		F9		1B		F8		1	0	0	0	1	0	0
Tim McCarver, L (6, PH) OBP: 0.364, SLG: 0.348										1	0	1	1	0	0	0
Bud Harrelson, S (7, 4) OBP: 0.342, SLG: 0.237										1	0	0	0	0	0	0
Jim Kaat, L (1, 1) OBP: 0.146, SLG: 0.149		K		F7		F2				2	0	0	0	0	1	1
Pete Mackanin, R (6, PH) OBP: 0.250, SLG: 0.250										1	0	0	0	0	0	3
Warren Brusstar, R (7, 1) OBP: 0.143, SLG: 0.286										0	0	0	0	0	0	0
Ron Reed, R (9, 1)										0	0	0	0	0	0	0
Inning Stats	R: 1 E: 0 K: 1 S: 8 H: 3 LOB: 2 BB: 0 P: 8	R: 0 E: 0 K: 3 S: 9 H: 0 LOB: 1 BB: 1 P: 13	R: 2 E: 0 K: 1 S: 7 H: 2 LOB: 0 BB: 0 P: 7	R: 0 E: 0 K: 0 S: 3 H: 0 LOB: 0 BB: 0 P: 3	R: 0 E: 0 K: 1 S: 5 H: 0 LOB: 0 BB: 0 P: 5	R: 1 E: 0 K: 0 S: 4 H: 1 LOB: 3 BB: 2 P: 13	R: 0 E: 0 K: 0 S: 3 H: 0 LOB: 0 BB: 0 P: 3	R: 1 E: 0 K: 0 S: 3 H: 0 LOB: 0 BB: 0 P: 4		1B: 5 2B: 0 3B: 0 HR: 1 SF: 1 SAC: 0 DP: 0 HBP: 2						

PITCHER		IP	WLS	BF	H	R	ER	SO	BB	IBB	HBP	BLK	WP	HR	S	P	ERA	WHIP
David Palmer, R ERA: 2.79	(1, 1)	4.0	L	18	5	3	3	5	1	0	0	0	0	1	27	31	6.75	1.500
Wayne Twitchell, R ERA: 5.4	(5, 1)	1.1		7	0	1	1	1	1	1	1	0	0	0	6	15	6.75	0.750
Darold Knowles, L ERA: 2.4	(6, 1)	1.2		6	1	0	0	0	0	0	0	0	0	0	6	6	0.00	0.600
Bill Atkinson, R ERA: 4.37	(8, 1)	1.0		4	0	1	1	0	0	0	1	0	0	0	3	4	9.00	0.000

PITCHER	IP	WLS	BF	H	R	ER	SO	BB	IBB	HBP	BLK	WP	HR	S	P	ERA	WHIP

BOTTOM

Montreal Expos @ Philadelphia Phillies

Veterans Stadium, Philadelphia, PA

Tue Sep 26 1978, 7:05 PM EDT

Unknown

livebaseballscorecards.com

AB	29
R	5
H	6
RBI	5
BB	3
SO	6
LOB	16

Batter	1	2	3	4	5	6	7	8	9	AB	R	H	RBI	BB	SO	LOB
Dave Cash, R (1, 4) OBP: 0.290, SLG: 0.314	2B		L3 1B			F9		1B		4	0	3	0	0	0	0
Andre Dawson, R (1, 8) OBP: 0.296, SLG: 0.432	K		L3 1-2			K		K		4	0	0	0	0	3	3
Ellis Valentine, R (1, 9) OBP: 0.330, SLG: 0.489	K			F9		F9			S 1B 1B	4	1	1	0	0	1	1
Tony Perez, R (1, 3) OBP: 0.329, SLG: 0.442	K			F8			F9		F9 1-2	4	0	0	0	0	1	2
Warren Cromartie, L (1, 7) OBP: 0.340, SLG: 0.421		FC5-4 1B 1B		HR			P6		1B IBB	3	1	2	1	1	0	0
Gary Carter, R (1, 2) OBP: 0.336, SLG: 0.427		FC5-4 1-2 1B		F8			E6 3B		1-3 2-H 1B	4	1	2	1	0	0	0
Chris Speier, R (1, 6) OBP: 0.330, SLG: 0.333		FC5-4 1-2 2-3			F8		1-H 3B		K	4	0	1	1	0	1	3
Stan Papi, R (1, 5) OBP: 0.295, SLG: 0.316		K			6-3			K		3	0	0	0	0	2	1
Rudy May, L (1, 1) OBP: 0.200, SLG: 0.190			1-3		K			K		3	0	0	0	0	2	0
Inning Stats	R: 0 H: 1 E: 0 LOB: 1 K: 3 BB: 0 S: 10 P: 10	R: 0 H: 2 E: 0 LOB: 1 K: 1 BB: 0 S: 6 P: 6	R: 0 H: 1 E: 0 LOB: 0 K: 0 BB: 0 S: 3 P: 3	R: 1 H: 1 E: 0 LOB: 0 K: 0 BB: 0 S: 4 P: 4	R: 0 H: 0 E: 0 LOB: 0 K: 1 BB: 0 S: 5 P: 5	R: 0 H: 0 E: 0 LOB: 0 K: 1 BB: 0 S: 5 P: 5	R: 1 H: 1 E: 1 LOB: 1 K: 0 BB: 0 S: 4 P: 4	R: 0 H: 1 E: 0 LOB: 1 K: 3 BB: 0 S: 10 P: 10	R: 1 H: 2 E: 0 LOB: 1 K: 1 BB: 1 S: 6 P: 10	1B: 6 SF: 0 2B: 2 SAC: 0 3B: 1 DP: 2 HR: 1 HBP: 0						

TOP

Montreal Expos @ Philadelphia Phillies

Veterans Stadium, Philadelphia, PA

Tue Sep 26 1978, 7:05 PM EDT

Att. 29,506 - Unknown

livebaseballscorecards.com

AB	33
R	3
H	9
RBI	3
BB	1
SO	10
LOB	10

WP: 0 PA: 34
PB: 0
SB: 1
CS: 0

PITCHER		IP	WLS	BF	H	R	ER	SO	BB	IBB	HBP	BLK	WP	HR	S	P	ERA	WHIP
Tug McGraw, L ERA: 3.06	(1, 1)	7.0	L	25	6	2	1	6	0	0	0	0	0	1	37	37	1.29	0.857
Ron Reed, R ERA: 2.26	(8, 1)	2.0		9	3	1	1	4	0	1	0	0	0	0	16	20	4.50	1.500

PITCHER	IP	WLS	BF	H	R	ER	SO	BB	IBB	HBP	BLK	WP	HR	S	P	ERA	WHIP

Batter	1	2	3	4	5	6	7	8	9	AB	R	H	RBI	BB	SO	LOB
Jerry Martin, R (1, 9) OBP: 0.331, SLG: 0.441	B B B B 4-0 CS BB		S S S 0-3 ② K			x 0-0 ② F7		x 0-0 ② F6		3	0	0	0	1	1	2
Larry Bowa, S (1, 6) OBP: 0.322, SLG: 0.376	S S S 0-3 ① ② K 1-2		x 0-0 ③ FC5 2-3f			x 0-0 BB 1B 1B		x 0-0 ③ F8		4	0	1	0	0	1	3
Garry Maddox, R (1, 8) OBP: 0.330, SLG: 0.409	x 0-0 ③ F8			x 0-0 ① F3		x 0-0 BB 1-2 1B			x 0-0 ① 6-3	4	0	1	0	0	0	0
Greg Luzinski, R (1, 7) OBP: 0.383, SLG: 0.512		x 0-0 ① F8		x 0-0 ② F2		B B B B 4-0 1-2 2-3 BB			x 0-0 ② L5	3	0	0	0	1	0	0
Mike Schmidt, R (1, 5) OBP: 0.361, SLG: 0.438		S S S 0-3 ② K		S S S 0-3 ③ K		x 0-0 ③ P6			x 0-0 ③ 4-3	4	0	0	0	0	2	3
Jose Cardenal, R (1, 3) OBP: 0.326, SLG: 0.376		x 0-0 ③ F9			x 0-0 ① F5		x 0-0 ① 4-3			3	0	0	0	0	0	0
Bob Boone, R (1, 2) OBP: 0.348, SLG: 0.424			x 0-0 FC5 1B 1B		x 0-0 ② P6		x 0-0 ② 6-3			3	0	1	0	0	0	0
Ted Sizemore, R (1, 4) OBP: 0.279, SLG: 0.263 Ron Reed, R (8, 1)			x 0-0 1-2 1B		S S S 0-3 ③ K		x 0-0 ③ G3			3 0	0 0	1 0	0 0	0 0	1 0	0 0
Tug McGraw, R (1, 1) Bud Harrelson, S (8, 4) OBP: 0.339, SLG: 0.235			x 0-0 ① P2			x 0-0 ① F8		x 0-0 ① F8		2 1	0 0	0 0	0 0	0 0	0 0	2 0
Inning Stats	R: 0 E: 0 K: 1 S: 4 H: 0 LOB: 0 BB: 1 P: 8	R: 0 E: 0 K: 1 S: 5 H: 0 LOB: 0 BB: 0 P: 5	R: 0 E: 0 K: 1 S: 7 H: 2 LOB: 2 BB: 0 P: 7	R: 0 E: 0 K: 1 S: 5 H: 0 LOB: 0 BB: 0 P: 5	R: 0 E: 0 K: 1 S: 5 H: 0 LOB: 0 BB: 0 P: 5	R: 0 E: 0 K: 0 S: 5 H: 2 LOB: 3 BB: 1 P: 9	R: 0 E: 0 K: 0 S: 3 H: 0 LOB: 0 BB: 0 P: 3	R: 0 E: 0 K: 0 S: 3 H: 0 LOB: 0 BB: 0 P: 3	R: 0 E: 0 K: 0 S: 3 H: 0 LOB: 0 BB: 0 P: 3	1B: 4 2B: 0 3B: 0 HR: 0 SF: 0 SAC: 0 DP: 0 HBP: 0						

PITCHER	IP	WLS	BF	H	R	ER	SO	BB	IBB	HBP	BLK	WP	HR	S	P	ERA	WHIP
Rudy May, L (1, 1) ERA: 3.88	9.0	W	32	4	0	0	5	2	0	0	0	0	0	40	48	0.00	0.667

PITCHER	IP	WLS	BF	H	R	ER	SO	BB	IBB	HBP	BLK	WP	HR	S	P	ERA	WHIP

BOTTOM

Montreal Expos @ Philadelphia Phillies

Veterans Stadium, Philadelphia, PA

Tue Sep 26 1978, 7:05 PM EDT

Att. 29,506 - Unknown

livebaseballscorecards.com

AB	30
R	0
H	4
RBI	0
BB	2
SO	5
LOB	10

Montreal Expos @ Philadelphia Phillies

Veterans Stadium, Philadelphia, PA

Wed Sep 27 1978, 7:05 PM EDT

Att. 27,410 - Unknown

TOP

livebaseballscorecards.com

Batter	1	2	3	4	5	6	7	8	9	AB	R	H	RBI	BB	SO	LOB
Dave Cash, R (1, 4) OBP: 0.289, SLG: 0.313	F9			6-3		F8		1B	K	5	1	1	0	0	1	2
Del Unser, L (1, 9) OBP: 0.288, SLG: 0.257	K			F8		F8		1B	K	5	1	1	0	0	2	2
Andre Dawson, R (1, 8) OBP: 0.299, SLG: 0.440	6-3			HR		FC5-4 1B		1B		4	1	3	2	0	0	0
Tony Perez, R (1, 3) OBP: 0.330, SLG: 0.442		G3		BB		FC5-4		1B		3	0	1	1	1	0	1
Warren Cromartie, L (1, 7) OBP: 0.338, SLG: 0.418		K		K			F7	F9		4	0	0	0	0	2	3
Mike Garman, R (8, 1)										0	0	0	0	0	0	0
Gary Carter, R (1, 2) OBP: 0.336, SLG: 0.426		F8			FC6-4 1B		F3		P6	4	0	1	0	0	0	0
Chris Speier, R (1, 6) OBP: 0.329, SLG: 0.331			F8		FC6-4		5-3		1B BB	3	1	0	0	1	0	1
Stan Papi, R (1, 5) OBP: 0.294, SLG: 0.314			F8		K			6-3	1B	4	0	1	0	0	1	1
Ross Grimsley, L (1, 1) OBP: 0.167, SLG: 0.151			K		F5			4-3	1B	2	0	0	0	0	1	1
Tom Hutton, L (8, PH) OBP: 0.328, SLG: 0.317 (8, 7)										2	0	1	1	0	0	0

Inning Stats	1	2	3	4	5	6	7	8	9
R:	0	0	0	1	0	0	0	2	1
E:	0	0	0	0	0	0	0	0	0
K:	1	1	1	1	1	0	0	0	2
S:	5	5	5	6	6	4	3	7	9
H:	0	0	0	1	1	1	0	4	2
LOB:	0	0	0	1	1	1	0	2	2
BB:	0	0	0	1	0	0	0	0	1
P:	5	5	5	10	6	4	3	7	13

1B:	8
2B:	0
3B:	0
HR:	1
SF:	0
SAC:	0
DP:	0
HBP:	0
WP:	0
PB:	0
SB:	0
CS:	0
PA:	38

	AB	36
	R	4
	H	9
	RBI	4
	BB	2
	SO	7
	LOB	11

PITCHER		IP	WLS	BF	H	R	ER	SO	BB	IBB	HBP	BLK	WP	HR	S	P	ERA	WHIP
Larry Christenson, R ERA: 3.24	(1, 1)	8.1	W	35	8	4	4	5	2	0	0	0	0	1	43	51	4.32	1.200
Ron Reed, R ERA: 2.25	(9, 1)	0.2	S	3	1	0	0	2	0	0	0	0	0	0	7	7	0.00	1.500

PITCHER		IP	WLS	BF	H	R	ER	SO	BB	IBB	HBP	BLK	WP	HR	S	P	ERA	WHIP

Batter	1	2	3	4	5	6	7	8	9	AB	R	H	RBI	BB	SO	LOB
Mike Schmidt, R (1, 5) OBP: 0.363, SLG: 0.438	F9		2B FC4 1B	FC6-4 1-2f		BBB 1B E 1-2 2-3 BB		S 1B 3-2 1B		4	1	2	0	1	0	1
Larry Bowa, S (1, 6) OBP: 0.323, SLG: 0.377	F8		F8		6-3	E2 1B 1-2 2-H 3-H 1B		S 1-2 1B		5	0	2	1	0	0	1
Garry Maddox, R (1, 8) OBP: 0.330, SLG: 0.411	5-3		FC4 1-3 2B		F7	1-2 2-3 1B		3-2 1-2 2-Hf		5	0	2	0	0	0	2
Greg Luzinski, R (1, 7) OBP: 0.386, SLG: 0.512		WP 2B 1B	FC4 IBB		BBB FC5-4 BB	F8				2	1	1	0	2	0	3
Jose Cardenal, R (1, 3) OBP: 0.324, SLG: 0.370		BBBB 2B SF7 1-2 BB	FC4 1-2f 2-3 3-H		FC5-4 1-2f		F9			3	1	0	1	1	0	3
Bob Boone, R (1, 2) OBP: 0.345, SLG: 0.420		F9	F9			6-3	5-3			4	0	0	0	0	0	4
Jerry Martin, R (1, 9) OBP: 0.340, SLG: 0.453		1-3 2-H 2B		G4-6-3 1B		BB E 1B 1B	FC5-4 1B			4	1	4	1	0	0	0
Ted Sizemore, R (1, 4) OBP: 0.276, SLG: 0.260		SF7 3-H		G4-6-3 1-2f		E5 1B BB 1-2 E	FC5-4 1-2f			3	1	0	1	0	0	3
Larry Christenson, R (1, 1) OBP: 0.127, SLG: 0.134 Ron Reed, R (9, 1)		SSS K		FC6-4 1B		SSS K		6-3		4 0	0 0	1 0	0 0	0 0	2 0	3 0
Inning Stats	R: 0 E: 0 K: 0 S: 3 H: 0 LOB: 0 BB: 0 P: 3	R: 2 E: 0 K: 1 S: 7 H: 2 LOB: 1 BB: 1 P: 11	R: 1 E: 0 K: 0 S: 5 H: 2 LOB: 2 BB: 1 P: 9	R: 0 E: 0 K: 0 S: 4 H: 2 LOB: 1 BB: 0 P: 4	R: 0 E: 0 K: 0 S: 3 H: 0 LOB: 1 BB: 1 P: 7	R: 2 E: 2 K: 1 S: 9 H: 3 LOB: 3 BB: 1 P: 13	R: 0 E: 0 K: 0 S: 4 H: 1 LOB: 1 BB: 0 P: 4	R: 0 E: 0 K: 0 S: 4 H: 2 LOB: 1 BB: 0 P: 4		1B: 10 2B: 3 3B: 0 HR: 0 SF: 1 SAC: 0 DP: 2 HBP: 0						

PITCHER		IP	WLS	BF	H	R	ER	SO	BB	IBB	HBP	BLK	WP	HR	S	P	ERA	WHIP
Ross Grimsley, L ERA: 3.12	(1, 1)	7.0	L	35	10	5	3	2	3	1	0	0	1	0	35	51	3.86	1.857
Mike Garman, R ERA: 4.38	(8, 1)	1.0		4	2	0	0	0	0	0	0	0	0	0	4	4	0.00	2.000

PITCHER	IP	WLS	BF	H	R	ER	SO	BB	IBB	HBP	BLK	WP	HR	S	P	ERA	WHIP

BOTTOM

Montreal Expos @ Philadelphia Phillies

Veterans Stadium, Philadelphia, PA

Wed Sep 27 1978, 7:05 PM EDT

Att. 27,410 - Unknown

livebaseballscorecards.com

AB	34
R	5
H	12
RBI	4
BB	4
SO	2
LOB	20

WP: 1 PB: 0 SB: 2 CS: 0 PA: 39

Montreal Expos @ St. Louis Cardinals

Busch Stadium, St. Louis, MO

Fri Sep 29 1978, 7:05 PM CDT

Att. 6,280 - Unknown

TOP

livebaseballscorecards.com

Batter	1	2	3	4	5	6	7	8	9	AB	R	H	RBI	BB	SO	LOB
Dave Cash, R (1, 4) OBP: 0.290, SLG: 0.314	F9		F9		1B 1-2 2-H 1B		F8		1-3 2-H 1B	5	0	2	2	0	0	0
Pepe Frias, R (9, PR) OBP: 0.250, SLG: 0.533 (9, 4)										0	0	0	0	0	0	0
Del Unser, L (1, 9) OBP: 0.286, SLG: 0.256	4-3			K	1-3 2-H 1B			K	K	5	0	1	1	0	3	2
Tom Hutton, L (1, 3) OBP: 0.323, SLG: 0.311	4-3			4-3	4-3			K		4	0	0	0	0	1	1
Andre Dawson, R (1, 8) OBP: 0.300, SLG: 0.445		SF7 3B		F2		2B		K		4	1	2	0	0	1	0
Warren Cromartie, L (1, 7) OBP: 0.339, SLG: 0.422		SF7 3-H			1B 2B	F7			FC6-4 2B	3	2	2	1	0	0	1
Gary Carter, R (1, 2) OBP: 0.337, SLG: 0.425		K			1B 1B 2-3 1B	K			FC6-4 BB	3	1	1	0	1	2	1
Chris Speier, R (1, 6) OBP: 0.329, SLG: 0.330		4-3			1B 1-3 3-H 1B	6-3			P1	4	1	1	1	0	0	3
Stan Papi, R (1, 5) OBP: 0.293, SLG: 0.313			F9		1B 1-2 3-H 1B		P6		FC6-4 1-2f 2-3 1B	4	2	1	1	0	0	2
Scott Sanderson, R (1, 1) OBP: 0.105, SLG: 0.105			K		K		K			2	0	0	0	0	2	2
Mike Garman, R (6, 1)										1	0	0	0	0	1	0
Darold Knowles, L (8, 1) OBP: 0.167, SLG: 0.167										0	0	0	0	0	0	0
Sam Mejias, R (9, PH) OBP: 0.259, SLG: 0.250										1	0	1	1	0	0	0
Woodie Fryman, R (9, 1) OBP: 0.059, SLG: 0.100									1B 1-2 3-H 1B	0	0	0	0	0	0	0

Inning Stats	1	2	3	4	5	6	7	8	9
R	0	1	0	0	4	0	0	0	2
E	0	0	0	0	0	0	0	0	0
K	0	1	1	1	1	1	1	3	1
S	3	6	5	5	10	6	5	9	8
H	0	1	0	0	6	1	0	0	3
LOB	0	0	0	0	1	1	0	0	2
BB	0	0	0	0	0	0	0	0	1
P	3	6	5	5	10	6	5	9	12

1B	7
2B	3
3B	1
HR	0
SF	1
SAC	0
DP	0
HBP	0
WP	0
PB	0
SB	0
CS	0
PA	38

AB	36
R	7
H	11
RBI	7
BB	1
SO	10
LOB	12

PITCHER		IP	WLS	BF	H	R	ER	SO	BB	IBB	HBP	BLK	WP	HR	S	P	ERA	WHIP
John Urrea, R ERA: 5.38	(1, 1)	5.0		21	7	5	5	4	0	0	0	0	0	0	29	29	9.00	1.400
Dan O'Brien, R ERA: 4.08	(6, 1)	2.0		7	1	0	0	2	0	0	0	0	0	0	11	11	0.00	0.500
Buddy Schultz, L ERA: 3.8	(8, 1)	2.0	L	10	3	2	2	4	1	0	0	0	0	0	17	21	9.00	2.000

PITCHER	IP	WLS	BF	H	R	ER	SO	BB	IBB	HBP	BLK	WP	HR	S	P	ERA	WHIP

Montreal Expos @ St. Louis Cardinals

Busch Stadium, St. Louis, MO

Fri Sep 29 1978, 7:05 PM CDT

Att. 6,280 - Unknown

livebaseballscorecards.com

BOTTOM

Batter	1	2	3	4	5	6	7	8	9	AB	R	H	RBI	BB	SO	LOB
Garry Templeton, S (1, 6) OBP: 0.304, SLG: 0.375	1B		BB		4-3			1B	G3	4	2	2	1	1	0	2
Jerry Mumphrey, S (1, 8) OBP: 0.318, SLG: 0.339	BB		CS 1B		4-3			F7		3	1	1	1	1	0	1
Dane Iorg, L (1, 9) OBP: 0.300, SLG: 0.341	1B		K		F7			FC6-4 BB		4	0	2	1	0	1	2
Mike Ramsey, S (8, PR)										0	0	0	0	0	0	0
Tony Scott, S (9, 9) OBP: 0.280, SLG: 0.284										0	0	0	0	0	0	0
Ted Simmons, S (1, 7) OBP: 0.376, SLG: 0.506	K		F2			F9		FC6-4 BB		3	0	0	0	1	1	4
Keith Hernandez, L (1, 3) OBP: 0.350, SLG: 0.388	G6-4-3 1B			6-3		4-3		FC6-4 FC5-4		4	0	1	2	0	0	2
Ken Reitz, R (1, 5) OBP: 0.278, SLG: 0.355	G6-4-3			F2		6-3		FC5-4		4	0	0	0	0	0	4
Terry Kennedy, L (1, 2) OBP: 0.273, SLG: 0.172		5-3		1-3			4-3		1-3	3	0	0	0	0	0	0
Jerry Morales, R (9, PH) OBP: 0.288, SLG: 0.338										1	0	0	0	0	0	0
Ken Oberkfell, L (1, 4) OBP: 0.170, SLG: 0.140		F7			2B 4-3 1B		F7		5-3	3	1	1	0	0	0	0
Mike Tyson, R (9, PH) OBP: 0.282, SLG: 0.305										1	0	0	0	0	0	0
John Urrea, R (1, 1) OBP: 0.160, SLG: 0.125		K			4-3 1-3 4-3 2B		K		1B	1	0	0	0	0	1	0
Lou Brock, L (5, PH) OBP: 0.264, SLG: 0.253										1	1	1	0	0	0	0
Dan O'Brien, R (6, 1)										0	0	0	0	0	0	0
Mike Phillips, L (7, PH) OBP: 0.317, SLG: 0.348										1	0	0	0	0	1	0
Buddy Schultz, R (8, 1) OBP: 0.333, SLG: 0.600										0	0	0	0	0	0	0
Roger Freed, R (9, PH) OBP: 0.369, SLG: 0.395										1	0	1	0	0	0	0
Jim Lentine, R (9, PR) OBP: 0.375, SLG: 0.286										0	0	0	0	0	0	0

Inning Stats	1	2	3	4	5	6	7	8	9
	R: 2 H: 3 E: 0 LOB: 1 K: 1 BB: 1 S: 7 P: 11	R: 0 H: 0 E: 0 LOB: 0 K: 1 BB: 0 S: 5 P: 5	R: 0 H: 1 E: 0 LOB: 1 K: 1 BB: 1 S: 5 P: 9	R: 0 H: 0 E: 0 LOB: 0 K: 0 BB: 0 S: 3 P: 3	R: 2 H: 2 E: 0 LOB: 0 K: 0 BB: 0 S: 5 P: 5	R: 0 H: 0 E: 0 LOB: 0 K: 0 BB: 0 S: 3 P: 3	R: 0 H: 0 E: 0 LOB: 0 K: 1 BB: 0 S: 5 P: 5	R: 1 H: 2 E: 0 LOB: 2 K: 0 BB: 1 S: 5 P: 9	R: 0 H: 1 E: 0 LOB: 1 K: 0 BB: 0 S: 4 P: 4

	AB	34
	R	5
	H	9
	RBI	5
	BB	3
	SO	4
	LOB	15

	1B: 8	SF: 0	WP: 0	PA: 37
	2B: 1	SAC: 0	PB: 0	
	3B: 0	DP: 1	SB: 2	
	HR: 0	HBP: 0	CS: 2	

PITCHER		IP	WLS	BF	H	R	ER	SO	BB	IBB	HBP	BLK	WP	HR	S	P	ERA	WHIP
Scott Sanderson, R ERA: 2.51	(1, 1)	5.2		23	6	4	4	3	2	0	0	0	0	0	27	35	6.35	1.412
Mike Garman, R ERA: 4.4	(6, 1)	1.2		8	2	1	1	1	1	0	0	0	0	0	9	13	5.40	1.800
Darold Knowles, L ERA: 2.38	(8, 1)	0.2	W	2	0	0	0	0	0	0	0	0	0	0	2	2	0.00	0.000
Woodie Fryman, L ERA: 4.19	(9, 1)	1.0	S	4	1	0	0	0	0	0	0	0	0	0	4	4	0.00	1.000

PITCHER		IP	WLS	BF	H	R	ER	SO	BB	IBB	HBP	BLK	WP	HR	S	P	ERA	WHIP

Batter	1	2	3	4	5	6	7	8	9	AB	R	H	RBI	BB	SO	LOB
Dave Cash, R (1, 4) OBP: 0.291, SLG: 0.314	4-3		G4-3-6 1B		F9			BB		3	0	1	0	1	0	1
Stan Papi, R (1, 5) OBP: 0.292, SLG: 0.311	1B 1B 1B		G4-3-6 1-2f		1-3			K		4	1	1	0	0	1	3
Del Unser, L (1, 9) OBP: 0.290, SLG: 0.261	1B 1-2 1B		1-3			FC6-4 1B		F8		4	0	2	0	0	0	1
Andre Dawson, R (1, 8) OBP: 0.300, SLG: 0.444	F5			F9		FC6-4 G1-6-3 1-2f			CS 1B	4	0	1	0	0	0	3
Warren Cromartie, L (1, 7) OBP: 0.338, SLG: 0.421	FC1-6-4 1-2 2-H 1B			F8		G1-6-3 1-2f			2-3 1-2	4	0	1	1	0	0	2
Tom Hutton, L (1, 3) OBP: 0.326, SLG: 0.319	FC1-6-4 1-2f			2B			4-3		FC5-4 1B	4	0	2	0	0	0	2
Chris Speier, R (1, 6) OBP: 0.326, SLG: 0.327		L4		5-3			F8		FC5-4 1-2f	4	0	0	0	0	0	2
Bobby Ramos, R (1, 2)		K			6-3		F8			3	0	0	0	0	1	0
Dan Schatzeder, L (1, 1) OBP: 0.255, SLG: 0.333		P4			E1			P4		1	0	0	0	0	0	0
Wayne Twitchell, R (4, 1) OBP: 0.154, SLG: 0.083										1	0	0	0	0	0	0
Gary Carter, R (8, PH) OBP: 0.336, SLG: 0.425										1	0	0	0	0	0	0
Bob James, R (8, 1)										0	0	0	0	0	0	0
Inning Stats	R: 1 H: 3 E: 0 LOB: 2 K: 0 BB: 0 S: 6 P: 6	R: 0 H: 0 E: 0 LOB: 0 K: 1 BB: 0 S: 5 P: 5	R: 0 H: 1 E: 0 LOB: 0 K: 0 BB: 0 S: 3 P: 3	R: 0 H: 1 E: 0 LOB: 1 K: 0 BB: 0 S: 4 P: 4	R: 0 H: 0 E: 1 LOB: 1 K: 0 BB: 0 S: 4 P: 4	R: 0 H: 1 E: 0 LOB: 0 K: 0 BB: 0 S: 3 P: 3	R: 0 H: 0 E: 0 LOB: 0 K: 0 BB: 0 S: 3 P: 3	R: 0 H: 0 E: 0 LOB: 1 K: 1 BB: 1 S: 5 P: 9	R: 0 H: 2 E: 0 LOB: 1 K: 0 BB: 0 S: 4 P: 4	1B: 7 SF: 0 2B: 1 SAC: 0 3B: 0 DP: 2 HR: 0 HBP: 0						

PITCHER		IP	WLS	BF	H	R	ER	SO	BB	IBB	HBP	BLK	WP	HR	S	P	ERA	WHIP
John Denny, R ERA: 2.96	(1, 1)	8.0	W	30	6	1	1	2	1	0	0	0	0	0	33	37	1.12	0.875
Mark Littell, R ERA: 2.79	(9, 1)	1.0		4	2	0	0	0	0	0	0	0	0	0	4	4	0.00	2.000

PITCHER	IP	WLS	BF	H	R	ER	SO	BB	IBB	HBP	BLK	WP	HR	S	P	ERA	WHIP

TOP

Montreal Expos @ St. Louis Cardinals

Busch Stadium, St. Louis, MO

Sat Sep 30 1978, 3:33 AM CDT

Att. 4,504 - Unknown

livebaseballscorecards.com

AB	33
R	1
H	8
RBI	1
BB	1
SO	2
LOB	14

WP: 0	PA: 34
PB: 0	
SB: 0	
CS: 1	

Batter	1	2	3	4	5	6	7	8	9	AB	R	H	RBI	BB	SO	LOB
Garry Templeton, S (1, 6) OBP: 0.303, SLG: 0.377	FC6-4 3B	F8		5-3 1-2		F9		G4-3 1-2f		5	1	1	0	0	0	3
Mark Littell, L (9, 1)										0	0	0	0	0	0	0
Jerry Mumphrey, S (1, 8) OBP: 0.317, SLG: 0.336	BB FC6-4 BB	2-3 2-3		1-3			F7			3	0	0	0	1	0	2
Jerry Morales, R (1, 9) OBP: 0.288, SLG: 0.341	FC6-4 1-2f 3-H	F9			4-3		1B 3B			4	2	1	1	0	0	2
Ted Simmons, S (1, 7) OBP: 0.378, SLG: 0.513	F8 1B 1-2 1B 1B		F7		HR		HBP			3	2	2	1	0	0	0
Tony Scott, S (7, PR) OBP: 0.280, SLG: 0.284										0	0	0	0	0	0	0
(8, 7)																
Ken Reitz, R (1, 5) OBP: 0.278, SLG: 0.354	FC5 1B 1-2 2-H 1B		6-3		K		K			4	0	1	1	0	2	2
Roger Freed, R (1, 3) OBP: 0.309, SLG: 0.386	F8 2-3	F8			BB S BB		1-3 3-H 1B			2	0	0	0	1	0	2
Keith Hernandez, L (7, PH) OBP: 0.351, SLG: 0.389										1	0	1	1	0	0	0
(8, 3)																
Steve Swisher, R (1, 2) OBP: 0.331, SLG: 0.348	1-2 3-H 1B			WP 1B 1B	K 1-2		F8			4	1	2	1	0	1	3
Mike Tyson, R (1, 4) OBP: 0.279, SLG: 0.301	FC5 2-3f			6-3 1-2		F9		5-3		4	0	0	0	0	0	3
John Denny, R (1, 1) OBP: 0.218, SLG: 0.247		2-3 2B		5-3 2-H 1B		P4		G4-3 1B		3	0	2	1	0	0	0
Lou Brock, L (8, PH) OBP: 0.255, SLG: 0.255										1	0	1	0	0	0	0
Mike Ramsey, S (9, 6)										0	0	0	0	0	0	0
Inning Stats	R: 3 H: 4 E: 0 LOB: 2 K: 0 BB: 1 S: 7 P: 11	R: 0 H: 1 E: 0 LOB: 1 K: 0 BB: 0 S: 4 P: 4	R: 0 H: 0 E: 0 LOB: 0 K: 0 BB: 0 S: 3 P: 3	R: 1 H: 2 E: 0 LOB: 1 K: 0 BB: 0 S: 5 P: 5	R: 1 H: 1 E: 0 LOB: 1 K: 2 BB: 1 S: 8 P: 12	R: 0 H: 0 E: 0 LOB: 0 K: 0 BB: 0 S: 3 P: 3	R: 1 H: 2 E: 0 LOB: 2 K: 1 BB: 0 S: 7 P: 8	R: 0 H: 1 E: 0 LOB: 0 K: 0 BB: 0 S: 3 P: 3		1B: 7 SF: 0 2B: 1 SAC: 0 3B: 2 DP: 1 HR: 1 HBP: 1				WP: 1 PA: 37 PB: 0 SB: 1 CS: 0		

PITCHER		IP	WLS	BF	H	R	ER	SO	BB	IBB	HBP	BLK	WP	HR	S	P	ERA	WHIP
Dan Schatzeder, L	(1, 1)	3.1	L	18	7	4	4	0	1	0	0	0	1	0	17	21	10.80	2.400
ERA: 3.07																		
Wayne Twitchell, R	(4, 1)	3.2		16	3	2	2	3	1	0	1	0	0	1	20	25	4.91	1.091
ERA: 5.38																		
Bob James, R	(8, 1)	1.0		3	1	0	0	0	0	0	0	0	0	0	3	3	0.00	1.000
ERA: 9.0																		

PITCHER	IP	WLS	BF	H	R	ER	SO	BB	IBB	HBP	BLK	WP	HR	S	P	ERA	WHIP

BOTTOM

Montreal Expos @ St. Louis Cardinals

Busch Stadium, St. Louis, MO

Sat Sep 30 1978, 3:33 AM CDT

Att. 4,504 - Unknown

livebaseballscorecards.com

AB	34
R	6
H	11
RBI	6
BB	2
SO	3
LOB	17

Montreal Expos @ St. Louis Cardinals

Busch Stadium, St. Louis, MO

Sun Oct 01 1978, 3:33 AM CDT

Att. 6,182 - Unknown

TOP

livebaseballscorecards.com

Batter	1	2	3	4	5	6	7	8	9	AB	R	H	RBI	BB	SO	LOB
Dave Cash, R (1, 4) OBP: 0.291, SLG: 0.315	6-3		P4		F9		5-3		1-3 1B 2-H 3-H 2B	5	0	1	2	0	0	0
Pepe Frias, R (9, PR) OBP: 0.250, SLG: 0.533										0	1	0	0	0	0	0
(9, 4)																
Del Unser, L (1, 9) OBP: 0.293, SLG: 0.257	F7		4-3		E6			BBBB 4-0 1B BB	I I I 4-0 1B IBB	3	0	0	0	2	0	0
Andre Dawson, R (1, 8) OBP: 0.299, SLG: 0.442	BB 1B 1B		1-3		6-3			0-0 F8 S S S	0-3 K	5	0	1	0	0	1	5
Tony Perez, R (1, 3) OBP: 0.336, SLG: 0.449	FC5 BB 1-2 1B			BB 1B 1B		F8 2B		0-0 G4-6-3 1-2 1B	1-2 2-H 3-H 1B	5	1	5	2	0	0	0
Tom Hutton, L (9, PR) OBP: 0.326, SLG: 0.319										0	0	0	0	0	0	0
(9, 3)																
Warren Cromartie, L (1, 7) OBP: 0.337, SLG: 0.418	BBBB 4-0 1-2 2-3 BB			F5		F8 2-3		G4-6-3 1-2f	P5	4	0	0	0	1	0	6
Gary Carter, R (1, 2) OBP: 0.336, SLG: 0.422	FC5 2-3f			BBBB 1B 1-2 BB		L5			F9	3	0	0	0	1	0	4
Chris Speier, R (1, 6) OBP: 0.329, SLG: 0.329		G1-6-3 1B		G6-4-3 1-2 2-H 1B		F9			BBBB 1B E 2B BB	3	1	2	1	1	0	1
Stan Papi, R (1, 5) OBP: 0.285, SLG: 0.303		G1-6-3 1-2f		G6-4-3 1-2f			S S S 0-3 K		1-2 FC4 1B 2B	4	1	0	0	0	1	4
Ross Grimsley, L (1, 1) OBP: 0.170, SLG: 0.156		4-3			F8		1-3		1-2 2-3 2B 1B 1B	4	1	1	0	0	0	0
Inning Stats	R: 0 E: 0 K: 0 S: 5 H: 2 LOB: 3 BB: 1 P: 9	R: 0 E: 0 K: 0 S: 3 H: 1 LOB: 0 BB: 0 P: 3	R: 0 E: 0 K: 0 S: 3 H: 0 LOB: 0 BB: 0 P: 3	R: 1 E: 0 K: 0 S: 4 H: 2 LOB: 1 BB: 1 P: 8	R: 0 E: 1 K: 0 S: 4 H: 0 LOB: 1 BB: 0 P: 4	R: 0 E: 0 K: 0 S: 4 H: 1 LOB: 1 BB: 0 P: 4	R: 0 E: 0 K: 1 S: 5 H: 0 LOB: 0 BB: 0 P: 5	R: 0 E: 0 K: 0 S: 3 H: 1 LOB: 1 BB: 1 P: 7	R: 4 E: 1 K: 1 S: 9 H: 3 LOB: 2 BB: 2 P: 17	1B: 8 2B: 2 3B: 0 HR: 0 SF: 0 SAC: 0 DP: 3 HBP: 0							

	AB	36
	R	5
	H	10
	RBI	5
	BB	5
	SO	2
	LOB	20

WP: 0 PB: 0 SB: 0 CS: 0 PA: 41

PITCHER		IP	WLS	BF	H	R	ER	SO	BB	IBB	HBP	BLK	WP	HR	S	P	ERA	WHIP
Pete Vuckovich, R ERA: 2.54	(1, 1)	6.0		25	6	1	1	0	2	0	0	0	0	0	23	31	1.50	1.333
Rob Dressler, R ERA: 2.08	(7, 1)	2.0		7	1	0	0	1	1	0	0	0	0	0	8	12	0.00	1.000
Dan O'Brien, R ERA: 4.5	(9, 1)	0.1	L	6	2	4	1	0	1	1	0	0	0	0	4	12	27.00	9.000
Tom Bruno, R ERA: 1.99	(9, 1)	0.2		3	1	0	0	1	0	0	0	0	0	0	5	5	0.00	1.500

PITCHER	IP	WLS	BF	H	R	ER	SO	BB	IBB	HBP	BLK	WP	HR	S	P	ERA	WHIP

Batter	1	2	3	4	5	6	7	8	9	AB	R	H	RBI	BB	SO	LOB
Lou Brock, L (1, 7) OBP: 0.263, SLG: 0.252	1-3		FC3-6 1-2f			6-3		4-3		4	0	0	0	0	0	1
Dan O'Brien, R (9, 1)										0	0	0	0	0	0	0
Tom Bruno, R (9, 1) OBP: 0.083, SLG: 0.083										0	0	0	0	0	0	0
Jim Lentine, R (1, 9) OBP: 0.250, SLG: 0.182	F8		F9			L7			6-3	4	0	0	0	0	0	1
Jerry Mumphrey, S (1, 8) OBP: 0.317, SLG: 0.335	S 1B			F9		K			5-3	4	0	1	0	0	1	0
Roger Freed, R (1, 3) OBP: 0.297, SLG: 0.370	K 1-2			F8			F3		K	4	0	0	0	0	2	1
Ken Reitz, R (1, 5) OBP: 0.280, SLG: 0.357		G4-6-3 1B		F7			2B			3	0	2	0	0	0	0
Steve Swisher, R (1, 2) OBP: 0.331, SLG: 0.365		G4-6-3 1-2f			SF9 3B		6-3			3	1	1	0	0	0	2
Mike Tyson, R (1, 4) OBP: 0.277, SLG: 0.300		F8			SF9 3-H		F8			2	0	0	1	0	0	1
Mike Ramsey, S (1, 6) OBP: 0.200, SLG: 0.200			FC3-6 1B		6-3			5-3		2	0	1	0	0	0	0
Tony Scott, S (8, PH) OBP: 0.278, SLG: 0.283										1	0	0	0	0	0	0
(9, 7)																
Pete Vuckovich, R (1, 1) OBP: 0.153, SLG: 0.155			K		4-3			5-3		2	0	0	0	0	1	1
Rob Dressler, R (7, 1)										0	0	0	0	0	0	0
Ted Simmons, S (8, PH) OBP: 0.377, SLG: 0.512										1	0	0	0	0	0	0
Mike Phillips, L (9, 6) OBP: 0.317, SLG: 0.348										0	0	0	0	0	0	0
Inning Stats	R: 0 E: 0 K: 1 S: 6 H: 1 LOB: 1 BB: 0 P: 6	R: 0 E: 0 K: 0 S: 3 H: 1 LOB: 0 BB: 0 P: 3	R: 0 E: 0 K: 1 S: 6 H: 1 LOB: 1 BB: 0 P: 6	R: 0 E: 0 K: 0 S: 3 H: 0 LOB: 0 BB: 0 P: 3	R: 1 E: 0 K: 0 S: 4 H: 1 LOB: 0 BB: 0 P: 4	R: 0 E: 0 K: 1 S: 5 H: 0 LOB: 0 BB: 0 P: 5	R: 0 E: 0 K: 0 S: 4 H: 1 LOB: 1 BB: 0 P: 4	R: 0 E: 0 K: 0 S: 3 H: 0 LOB: 0 BB: 0 P: 3	R: 0 E: 0 K: 1 S: 5 H: 0 LOB: 0 BB: 0 P: 5	1B: 3 2B: 1 3B: 1 HR: 0 SF: 1 SAC: 0 DP: 1 HBP: 0						

PITCHER	IP	WLS	BF	H	R	ER	SO	BB	IBB	HBP	BLK	WP	HR	S	P	ERA	WHIP
Ross Grimsley, L (1, 1) ERA: 3.05	9.0	W	31	5	1	1	4	0	0	0	0	0	0	39	39	1.00	0.556

PITCHER	IP	WLS	BF	H	R	ER	SO	BB	IBB	HBP	BLK	WP	HR	S	P	ERA	WHIP

BOTTOM

Montreal Expos @ St. Louis Cardinals

Busch Stadium, St. Louis, MO

Sun Oct 01 1978, 3:33 AM CDT

Att. 6,182 - Unknown

livebaseballscorecards.com

AB	30
R	1
H	5
RBI	1
BB	0
SO	4
LOB	7

PA: 31

WP: 0
PB: 0
SB: 1
CS: 0