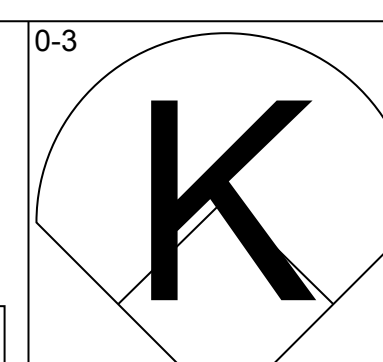
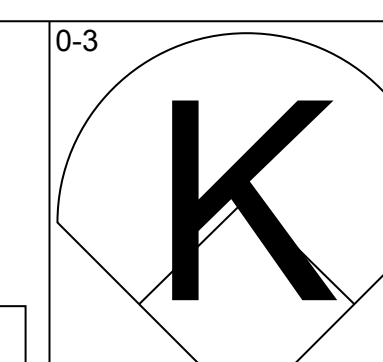
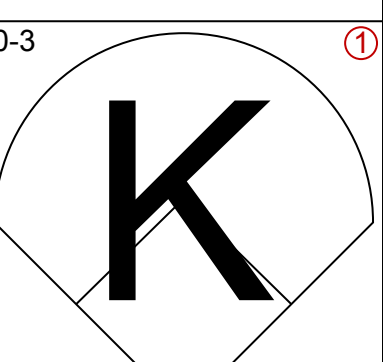
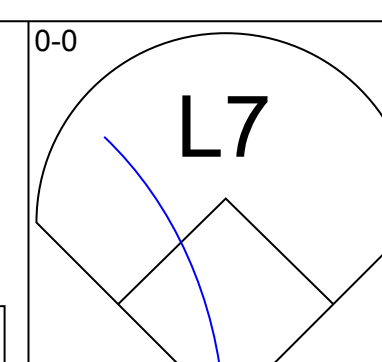
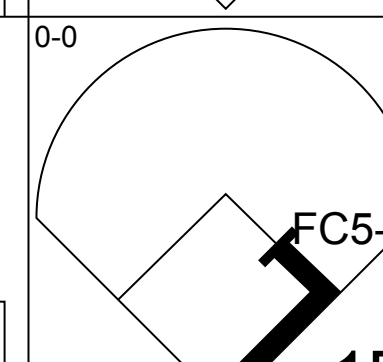
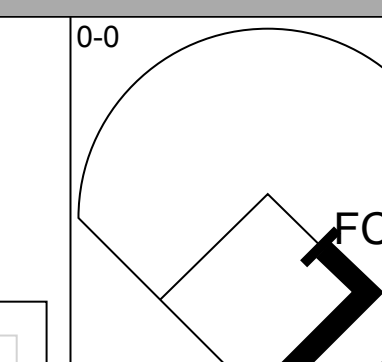
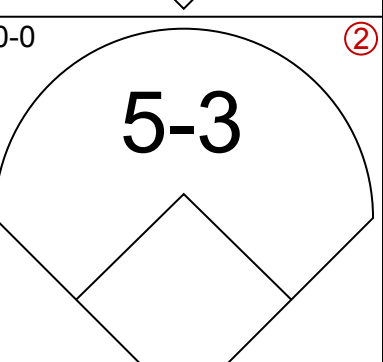
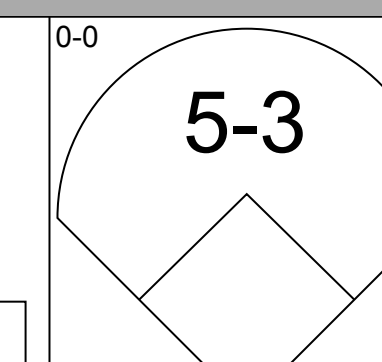
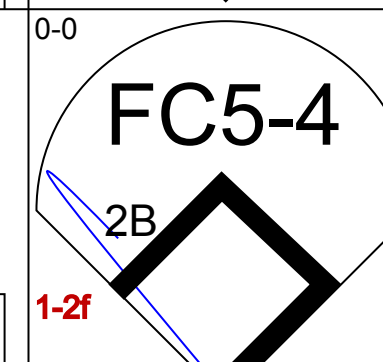
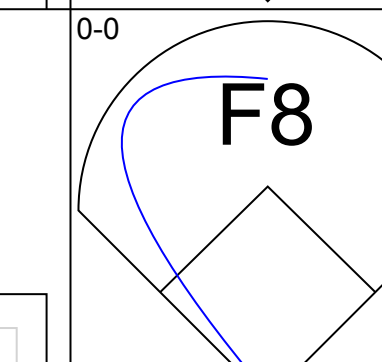
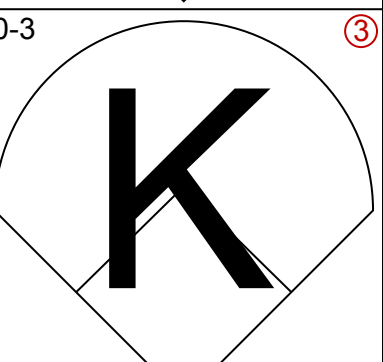
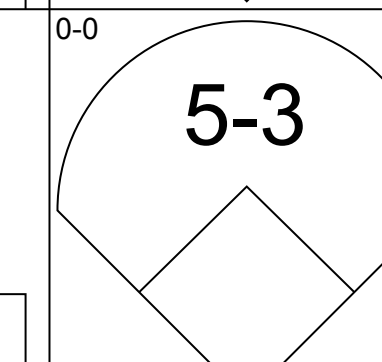
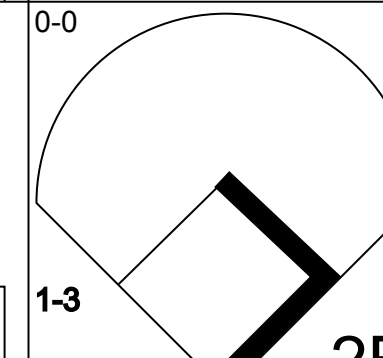
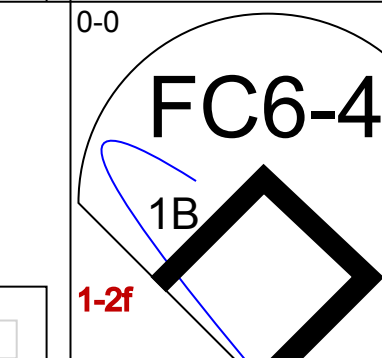
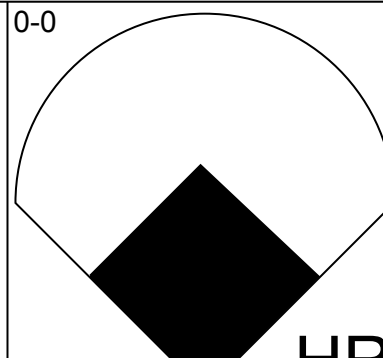
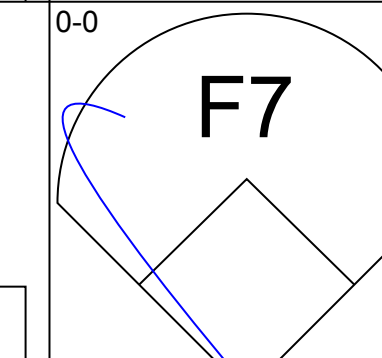
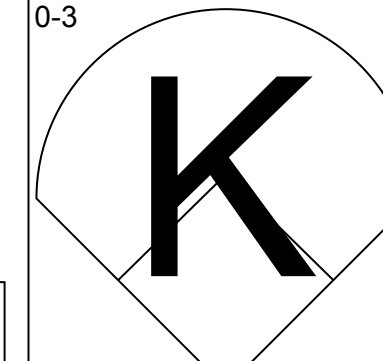
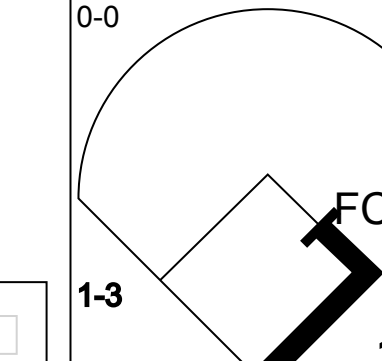
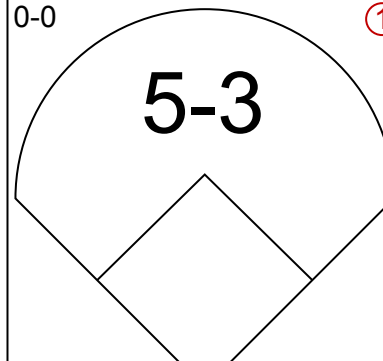
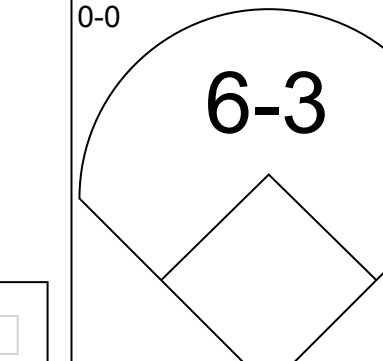
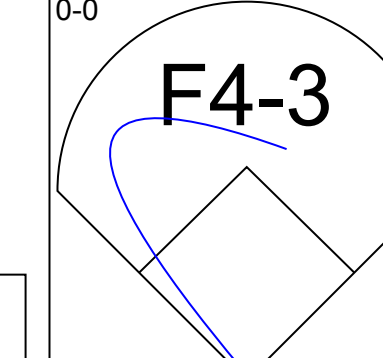
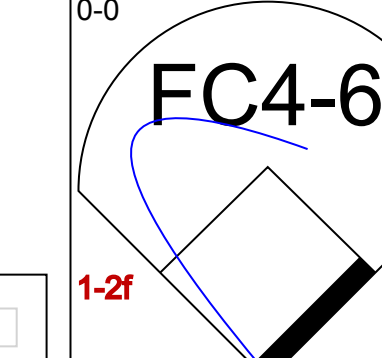
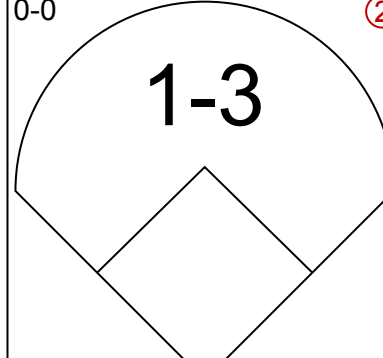
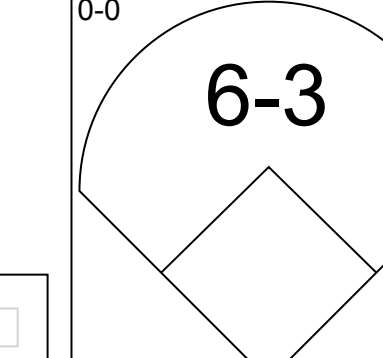
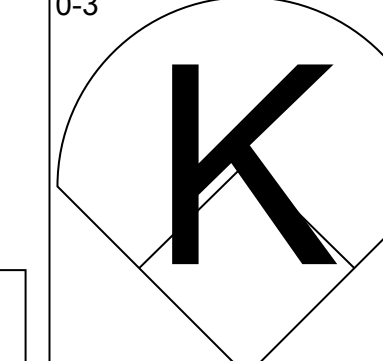
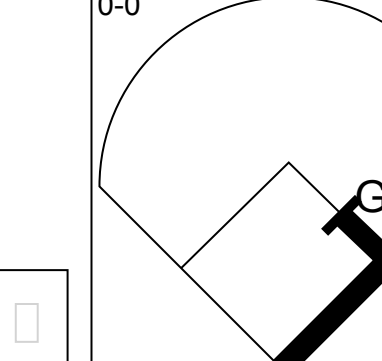
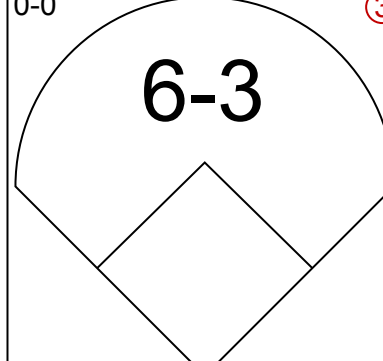
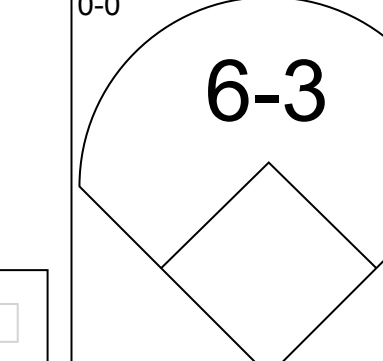
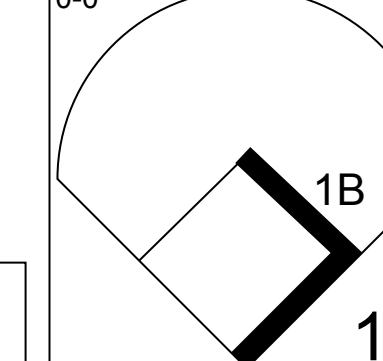
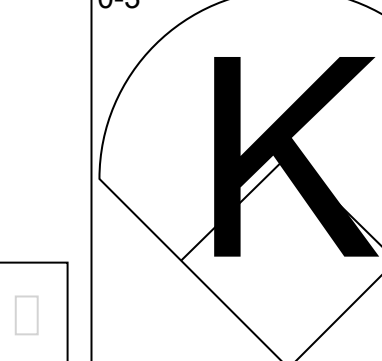
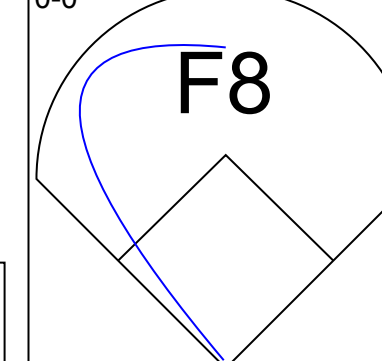
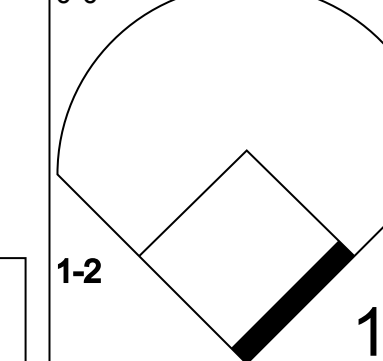
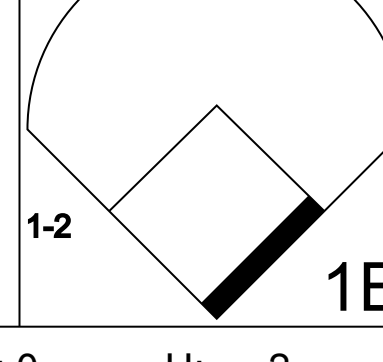
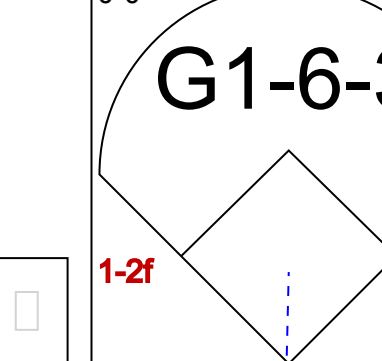
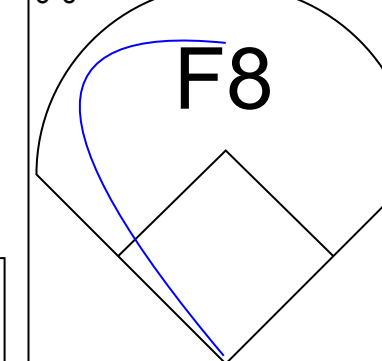
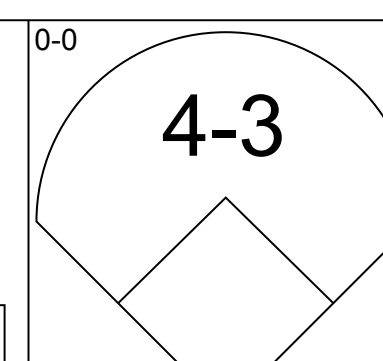
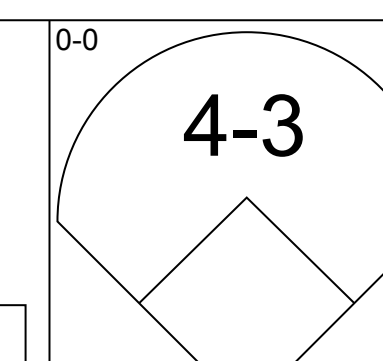
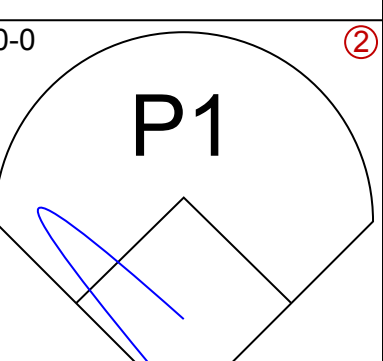
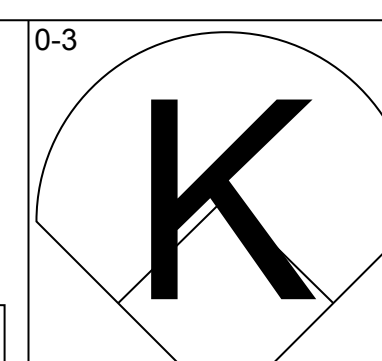
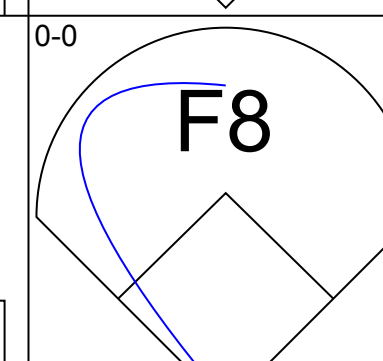
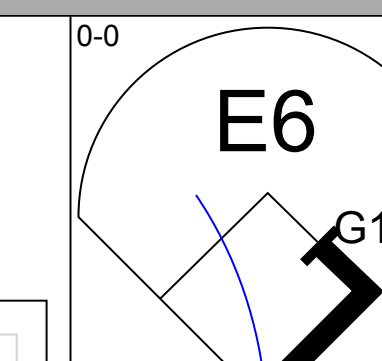
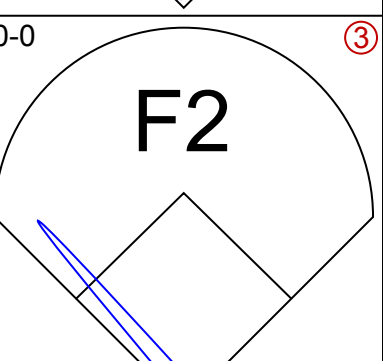
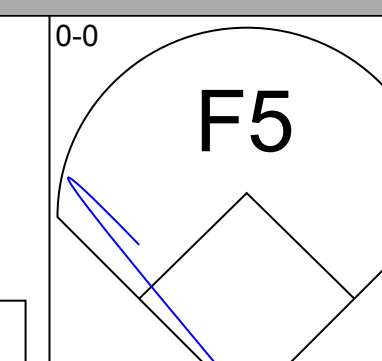
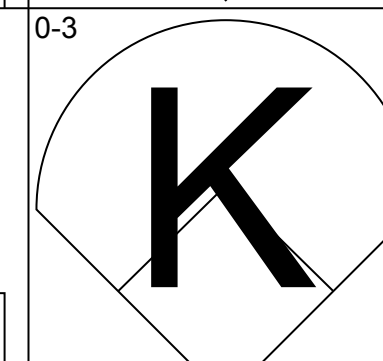
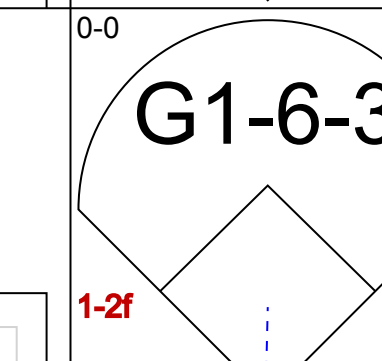
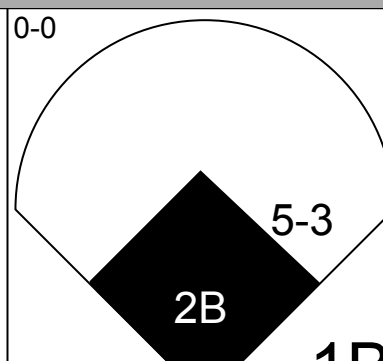
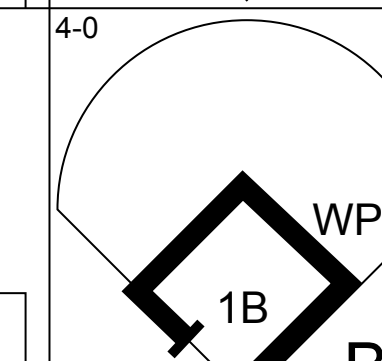
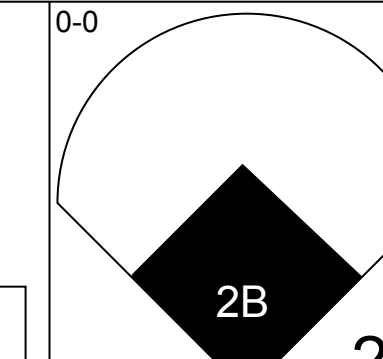
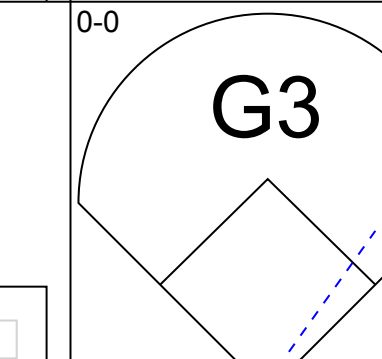
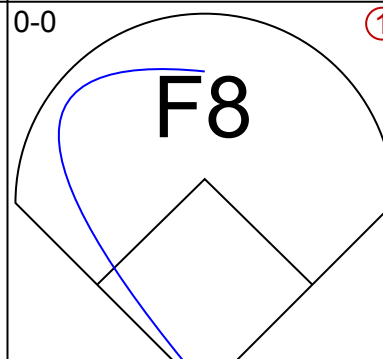
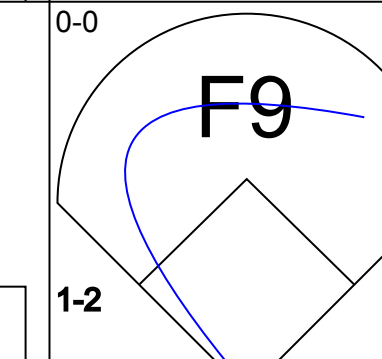
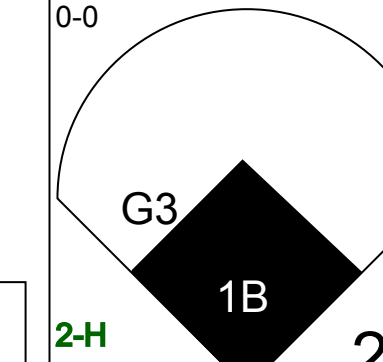
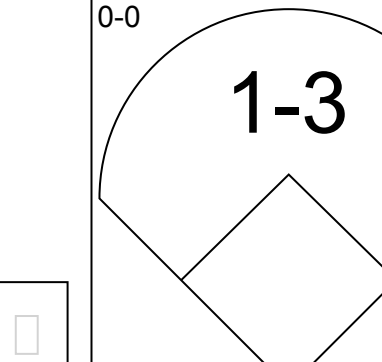
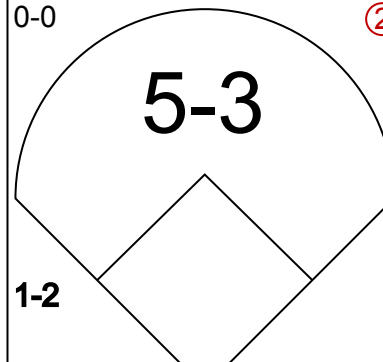
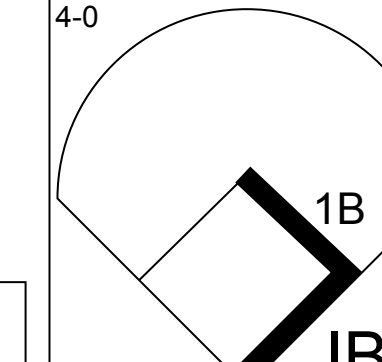
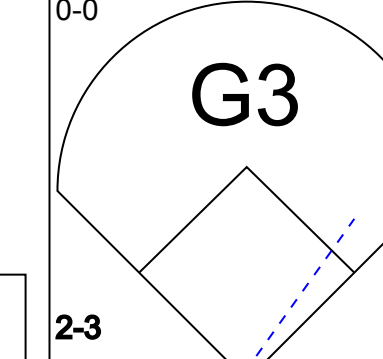
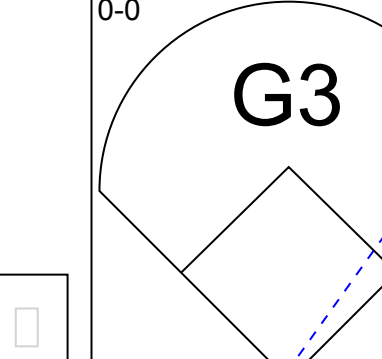
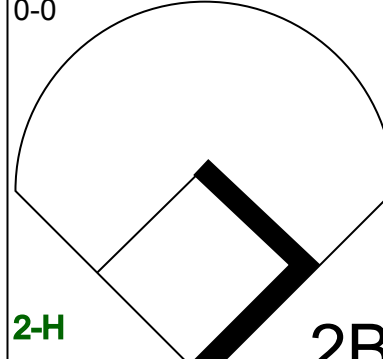
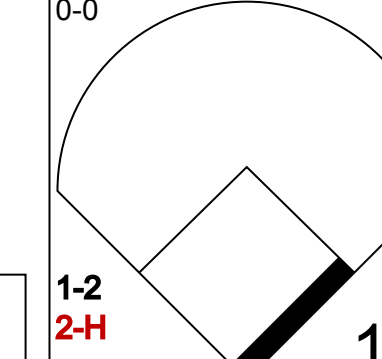
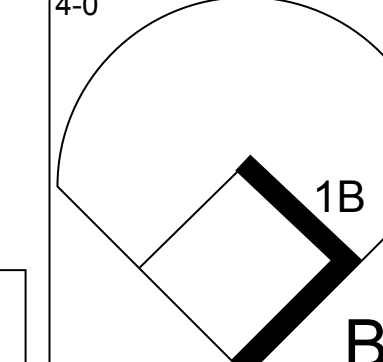
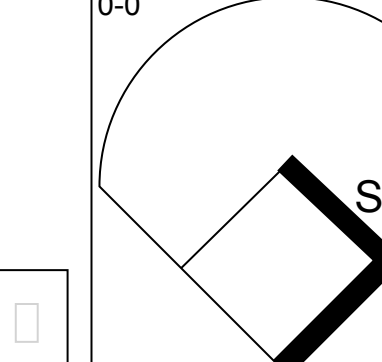
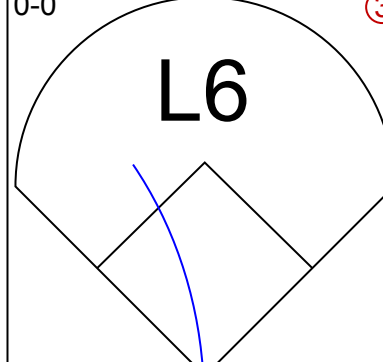
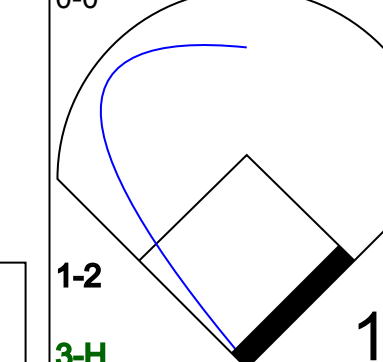
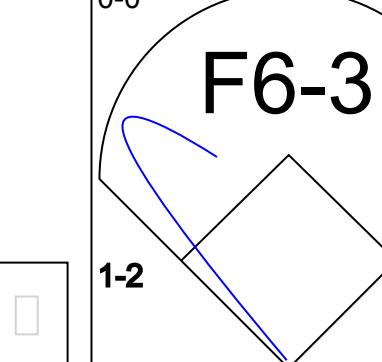
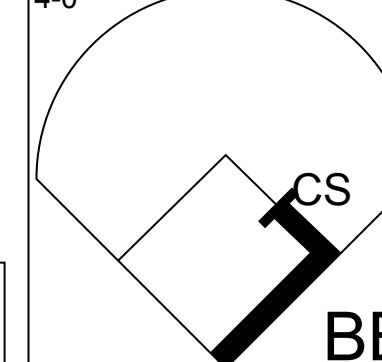

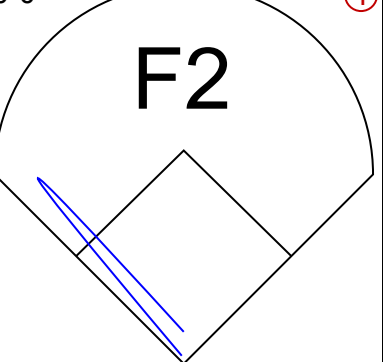
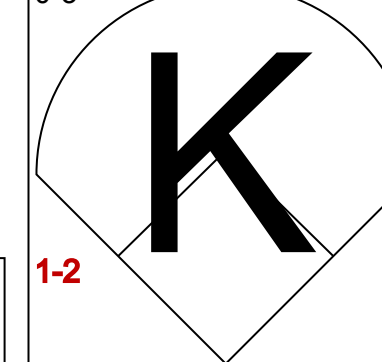


# Montreal Expos - 1978

Batter	1	2	3	4	5	6	7	8	9	AB	R	H	RBI	BB	SO	LOB	TOP			
Ellis Valentine, R (1, 9)										4	0	0	0	0	3	2	<b>Montreal Expos @ New York Mets</b> Shea Stadium, Flushing, NY Fri Apr 07 1978, 3:33 AM EST Att: 11,736 - Unknown			
Dave Cash, R (1, 4) OBP: 0.500, SLG: 0.500										4	0	2	0	0	0	0				
Andre Dawson, R (1, 8)										4	0	0	0	0	1	2				
Gary Carter, R (1, 2) OBP: 0.500, SLG: 1.500										4	1	2	1	0	0	1				
Tony Perez, R (1, 3) OBP: 0.250, SLG: 0.250										4	0	1	0	0	1	2				
Warren Cromartie, L (1, 7) Sam Mejias, R (2, 7) Stan Papi, R (9, PH)										1	0	0	0	0	0	0				
Larry Parrish, R (1, 5) OBP: 0.250, SLG: 0.250										4	0	1	0	0	1	0				
Chris Speier, R (1, 6) OBP: 0.333, SLG: 0.333										3	0	1	0	0	1	1				
Steve Rogers, R (1, 1) OBP: 0.500, SLG: 0.500 Jerry White, S (7, PH) Stan Bahnsen, R (7, 1)										2	0	1	0	0	0	1				
										1	0	0	0	0	0	0				
										0	0	0	0	0	0	0				
<b>Inning Stats</b>	R: 0 E: 0 K: 2 S: 9	H: 2 LOB: 2 BB: 0 P: 9	R: 0 E: 0 K: 2 S: 9	H: 2 LOB: 2 BB: 0 P: 9	R: 0 E: 0 K: 1 S: 5	H: 1 LOB: 0 BB: 0 P: 5	R: 0 E: 0 K: 0 S: 7	H: 0 LOB: 0 BB: 0 P: 7	R: 1 E: 0 K: 0 S: 4	H: 1 LOB: 0 BB: 0 P: 4	R: 0 E: 0 K: 0 S: 3	H: 0 LOB: 0 BB: 0 P: 3	R: 0 E: 0 K: 0 S: 3	H: 0 LOB: 0 BB: 0 P: 3	R: 0 E: 0 K: 0 S: 3	H: 0 LOB: 0 BB: 0 P: 3	1B: 6 2B: 1 3B: 0 HR: 1	SF: 0 SAC: 0 DP: 1 HBP: 0	WP: 0 PB: 0 SB: 0 CS: 0	PA: 34
<b>PITCHER</b> Jerry Koosman, L (1, 1) ERA: 1.0	IP: 9.0 WLS: W BF: 34 H: 8 R: 1 ER: 1 SO: 7 BB: 0 IBB: 0 HBP: 0 BLK: 0 WP: 0 HR: 1 S: 48 P: 48 ERA: 1.00 WHIP: 0.889															<b>PITCHER</b>				

AB	34
R	1
H	8
RBI	1
BB	0
SO	7
LOB	11



Batter	1	2	3	4	5	6	7	8	9	AB	R	H	RBI	BB	SO	LOB	BOTTOM			
Lenny Randle, S (1, 5)										4	0	0	0	0	1	2	<b>Montreal Expos @ New York Mets</b> Shea Stadium, Flushing, NY Fri Apr 07 1978, 3:33 AM EST Att: 11,736 - Unknown			
Tim Foli, R (1, 6)										4	0	0	0	0	0	0				
Steve Henderson, R (1, 7) OBP: 0.500, SLG: 0.333										3	1	1	0	1	1	1				
Willie Montanez, L (1, 3) OBP: 0.250, SLG: 0.500										4	1	1	0	0	0	2				
Ken Henderson, S (1, 9) OBP: 0.500, SLG: 0.667										3	1	1	1	1	0	1				
Lee Mazzilli, S (1, 8) OBP: 0.500, SLG: 0.750										4	0	2	1	0	0	1				
John Stearns, R (1, 2) OBP: 0.667, SLG: 0.500										2	0	1	0	1	0	1				
Doug Flynn, R (1, 4) OBP: 0.667, SLG: 0.500										2	0	1	1	1	0	1				
Jerry Koosman, R (1, 1)										3	0	0	0	0	1	3				
<b>Inning Stats</b>	R: 0 E: 0 K: 1 S: 5	H: 0 LOB: 0 BB: 0 P: 5	R: 2 E: 0 K: 0 S: 6	H: 3 LOB: 2 BB: 1 P: 10	R: 0 E: 1 K: 0 S: 3	H: 0 LOB: 0 BB: 0 P: 3	R: 0 E: 0 K: 0 S: 4	H: 1 LOB: 1 BB: 0 P: 4	R: 0 E: 0 K: 0 S: 3	H: 0 LOB: 0 BB: 0 P: 3	R: 1 E: 0 K: 0 S: 5	H: 2 LOB: 1 BB: 0 P: 5	R: 0 E: 0 K: 2 S: 6	H: 0 LOB: 1 BB: 1 P: 10	R: 0 E: 0 K: 0 S: 3	H: 1 LOB: 2 BB: 2 P: 11	1B: 4 2B: 3 3B: 0 HR: 0	SF: 0 SAC: 0 DP: 1 HBP: 0	WP: 1 PB: 0 SB: 1 CS: 1	PA: 33
<b>PITCHER</b> Steve Rogers, R (1, 1) ERA: 4.5 Stan Bahnsen, R (7, 1) ERA:	IP: 6.0 WLS: L BF: 25 H: 6 R: 3 ER: 3 SO: 1 BB: 1 IBB: 0 HBP: 0 BLK: 0 WP: 1 HR: 0 S: 26 P: 30 ERA: 4.50 WHIP: 1.167															<b>PITCHER</b>				

AB	29
R	3
H	7
RBI	3
BB	4
SO	3
LOB	12






Batter	1	2	3	4	5	6	7	8	9	AB	R	H	RBI	BB	SO	LOB	TOP							
Ellis Valentine, R OBP: 0.222, SLG: 0.222 (1,9)										5	0	2	0	0	0	3								
Dave Cash, R OBP: 0.556, SLG: 0.778 Sam Mejias, R (8,7)										5	2	3	2	0	0	2								
Andre Dawson, R OBP: 0.333, SLG: 0.143 (1,8)										3	1	1	1	2	1	2								
Gary Carter, R OBP: 0.444, SLG: 0.875 (1,2)										4	0	1	1	1	1	3								
Tony Perez, R OBP: 0.333, SLG: 0.250 Pepe Frias, R (8,4)										4	0	1	1	1	2	3								
Del Unser, L (8,3)										5	0	0	0	0	0	5								
Wayne Garrett, L OBP: 0.400, SLG: 0.250 (1,5)										4	1	1	0	1	0	0								
Chris Speier, R OBP: 0.625, SLG: 0.625 (1,6)										5	1	4	0	0	0	0								
Rudy May, L Stan Bahnsen, R (9,1)										3	0	0	0	0	2	4								
<b>Inning Stats</b>	R: 0 E: 0 K: 0 S: 3	H: 1 LOB: 1 BB: 1 P: 7	R: 0 E: 0 K: 2 S: 9	H: 2 LOB: 2 BB: 0 P: 9	R: 0 E: 0 K: 0 S: 4	H: 1 LOB: 3 BB: 2 P: 12	R: 3 E: 1 K: 1 S: 9	H: 3 LOB: 2 BB: 1 P: 13	R: 0 E: 0 K: 0 S: 4	H: 1 LOB: 1 BB: 0 P: 4	R: 2 E: 0 K: 0 S: 5	H: 3 LOB: 1 BB: 1 P: 9	R: 0 E: 1 K: 0 S: 4	H: 0 LOB: 1 BB: 0 P: 4	R: 0 E: 0 K: 2 S: 8	H: 1 LOB: 1 BB: 0 P: 8	R: 0 E: 0 K: 1 S: 6	H: 1 LOB: 1 BB: 0 P: 6	1B: 12 2B: 0 3B: 1 HR: 0	SF: 0 SAC: 2 DP: 2 HBP: 0	WP: 0 PB: 0 SB: 4 CS: 0	PA: 45		
<b>PITCHER</b>	IP WLS BF H R ER SO BB IBB HBP BLK WP HR S P ERA WHIP	IP WLS BF H R ER SO BB IBB HBP BLK WP HR S P ERA WHIP	IP WLS BF H R ER SO BB IBB HBP BLK WP HR S P ERA WHIP	IP WLS BF H R ER SO BB IBB HBP BLK WP HR S P ERA WHIP	IP WLS BF H R ER SO BB IBB HBP BLK WP HR S P ERA WHIP	IP WLS BF H R ER SO BB IBB HBP BLK WP HR S P ERA WHIP	IP WLS BF H R ER SO BB IBB HBP BLK WP HR S P ERA WHIP	IP WLS BF H R ER SO BB IBB HBP BLK WP HR S P ERA WHIP	IP WLS BF H R ER SO BB IBB HBP BLK WP HR S P ERA WHIP	IP WLS BF H R ER SO BB IBB HBP BLK WP HR S P ERA WHIP	IP WLS BF H R ER SO BB IBB HBP BLK WP HR S P ERA WHIP	IP WLS BF H R ER SO BB IBB HBP BLK WP HR S P ERA WHIP	IP WLS BF H R ER SO BB IBB HBP BLK WP HR S P ERA WHIP	IP WLS BF H R ER SO BB IBB HBP BLK WP HR S P ERA WHIP	IP WLS BF H R ER SO BB IBB HBP BLK WP HR S P ERA WHIP	IP WLS BF H R ER SO BB IBB HBP BLK WP HR S P ERA WHIP	IP WLS BF H R ER SO BB IBB HBP BLK WP HR S P ERA WHIP	IP WLS BF H R ER SO BB IBB HBP BLK WP HR S P ERA WHIP	IP WLS BF H R ER SO BB IBB HBP BLK WP HR S P ERA WHIP	IP WLS BF H R ER SO BB IBB HBP BLK WP HR S P ERA WHIP	IP WLS BF H R ER SO BB IBB HBP BLK WP HR S P ERA WHIP	IP WLS BF H R ER SO BB IBB HBP BLK WP HR S P ERA WHIP	IP WLS BF H R ER SO BB IBB HBP BLK WP HR S P ERA WHIP	IP WLS BF H R ER SO BB IBB HBP BLK WP HR S P ERA WHIP

Montreal Expos @ New York Mets  
Shea Stadium, Flushing, NY  
Sat Apr 08 1978, 3:33 AM EST  
Att: 7,259 - Unknown


AB	38
R	5
H	13
RBI	5
BB	5
SO	6
LOB	22



Batter	1	2	3	4	5	6	7	8	9	AB	R	H	RBI	BB	SO	LOB	BOTTOM							
Lenny Randle, S (1,5)										2	0	0	0	2	0	2								
Tim Lincecum, R OBP: 0.111, SLG: 0.111 (1,6)										5	0	1	1	0	0	4								
Steve Henderson, R OBP: 0.375, SLG: 0.714 Mardie Comejo, R (8,1)										4	1	1	1	0	2	3								
Ed Kranepool, L OBP: 1.000, SLG: 4.000 (9, PH)										1	1	1	2	0	0	0								
Willie Montanez, L OBP: 0.125, SLG: 0.250 (1,3)										4	1	0	0	0	2	1								
Ken Henderson, S OBP: 0.500, SLG: 0.500 (1,9)										3	0	1	0	1	0	1								
John Stearns, R OBP: 0.286, SLG: 0.167 (1,2)										4	0	0	0	0	1	3								
Lee Mazzilli, S OBP: 0.500, SLG: 1.125 (1,8)										4	1	2	2	0	0	1								
Doug Flynn, R OBP: 0.286, SLG: 0.167 (1,4)										4	1	0	0	0	1	2								
Nino Espinosa, R Joel Youngblood, R Butch Metzger, R Bob Myrick, R Bruce Bojorquez, L OBP: 1.000, SLG: 1.000 (8,7)										1	0	0	0	0	0	0								
<b>Inning Stats</b>	R: 0 E: 0 K: 1 S: 5	H: 0 LOB: 0 BB: 0 P: 5	R: 0 E: 0 K: 1 S: 5	H: 0 LOB: 0 BB: 0 P: 5	R: 0 E: 0 K: 0 S: 3	H: 0 LOB: 1 BB: 1 P: 7	R: 1 E: 0 K: 1 S: 6	H: 1 LOB: 1 BB: 1 P: 10	R: 1 E: 1 K: 0 S: 5	H: 1 LOB: 1 BB: 0 P: 5	R: 0 E: 0 K: 1 S: 7	H: 2 LOB: 2 BB: 0 P: 7	R: 0 E: 1 K: 1 S: 6	H: 1 LOB: 1 BB: 0 P: 6	R: 2 E: 1 K: 1 S: 7	H: 1 LOB: 0 BB: 0 P: 7	R: 2 E: 0 K: 0 S: 3	H: 1 LOB: 0 BB: 1 P: 7	1B: 3 2B: 1 3B: 0 HR: 3	SF: 0 SAC: 1 DP: 0 HBP: 0	WP: 0 PB: 0 SB: 1 CS: 0	PA: 39		
<b>PITCHER</b>	IP WLS BF H R ER SO BB IBB HBP BLK WP HR S P ERA WHIP	IP WLS BF H R ER SO BB IBB HBP BLK WP HR S P ERA WHIP	IP WLS BF H R ER SO BB IBB HBP BLK WP HR S P ERA WHIP	IP WLS BF H R ER SO BB IBB HBP BLK WP HR S P ERA WHIP	IP WLS BF H R ER SO BB IBB HBP BLK WP HR S P ERA WHIP	IP WLS BF H R ER SO BB IBB HBP BLK WP HR S P ERA WHIP	IP WLS BF H R ER SO BB IBB HBP BLK WP HR S P ERA WHIP	IP WLS BF H R ER SO BB IBB HBP BLK WP HR S P ERA WHIP	IP WLS BF H R ER SO BB IBB HBP BLK WP HR S P ERA WHIP	IP WLS BF H R ER SO BB IBB HBP BLK WP HR S P ERA WHIP	IP WLS BF H R ER SO BB IBB HBP BLK WP HR S P ERA WHIP	IP WLS BF H R ER SO BB IBB HBP BLK WP HR S P ERA WHIP	IP WLS BF H R ER SO BB IBB HBP BLK WP HR S P ERA WHIP	IP WLS BF H R ER SO BB IBB HBP BLK WP HR S P ERA WHIP	IP WLS BF H R ER SO BB IBB HBP BLK WP HR S P ERA WHIP	IP WLS BF H R ER SO BB IBB HBP BLK WP HR S P ERA WHIP	IP WLS BF H R ER SO BB IBB HBP BLK WP HR S P ERA WHIP	IP WLS BF H R ER SO BB IBB HBP BLK WP HR S P ERA WHIP	IP WLS BF H R ER SO BB IBB HBP BLK WP HR S P ERA WHIP	IP WLS BF H R ER SO BB IBB HBP BLK WP HR S P ERA WHIP	IP WLS BF H R ER SO BB IBB HBP BLK WP HR S P ERA WHIP	IP WLS BF H R ER SO BB IBB HBP BLK WP HR S P ERA WHIP	IP WLS BF H R ER SO BB IBB HBP BLK WP HR S P ERA WHIP	IP WLS BF H R ER SO BB IBB HBP BLK WP HR S P ERA WHIP

Montreal Expos @ New York Mets  
Shea Stadium, Flushing, NY  
Sat Apr 08 1978, 3:33 AM EST  
Att: 7,259 - Unknown

AB	34
R	6
H	7
RBI	6
BB	4
SO	6
LOB	18





Batter	1	2	3	4	5	6	7	8	9	AB	R	H	RBI	BB	SO	LOB	TOP										
Ellis Valentine, R OBP: 0.357, SLG: 0.571 (1, 9)										5	1	3	2	0	1	1	<p><b>Montreal Expos @ New York Mets</b> Shea Stadium, Flushing, NY Sun Apr 09 1978, 3:33 AM EST Unknown</p>										
Dave Cash, R OBP: 0.357, SLG: 0.500 (1, 4)										5	0	0	0	0	0	3											
Andre Dawson, R OBP: 0.231, SLG: 0.091 (1, 8)										4	0	0	0	0	1	0											
Gary Carter, R OBP: 0.385, SLG: 0.636 (1, 2)										3	1	0	0	1	1	0											
Tony Perez, R OBP: 0.308, SLG: 0.250 (1, 3)										4	0	1	0	0	0	1											
Del Unser, L OBP: 0.444, SLG: 0.375 (1, 7)										3	1	3	0	1	0	0											
Wayne Garrett, L OBP: 0.222, SLG: 0.125 (1, 5)										4	0	0	0	0	1	7											
Chris Speier, R OBP: 0.500, SLG: 0.500 (1, 6)										4	1	1	1	0	0	3											
Wayne Twitchell, R Hal Dues, R Darold Knowles, L Jerry White, S Fred Holdsworth, R Larry Parrish, R OBP: 0.400, SLG: 0.600 (1, 1) (2, 1) (6, 1) (7, PH) (7, 1) (8, PH)										0	0	0	0	0	0	0											
<b>Inning Stats</b>	R: 0 E: 0 K: 1 S: 5	H: 1 LOB: 0 BB: 0 P: 5	R: 0 E: 1 K: 2 S: 9	H: 1 LOB: 2 BB: 0 P: 9	R: 0 E: 0 K: 1 S: 5	H: 1 LOB: 0 BB: 0 P: 5	R: 0 E: 0 K: 0 S: 4	H: 1 LOB: 2 BB: 1 P: 8	R: 1 E: 0 K: 1 S: 6	H: 1 LOB: 0 BB: 0 P: 6	R: 0 E: 0 K: 0 S: 3	H: 0 LOB: 0 BB: 0 P: 3	R: 0 E: 0 K: 1 S: 6	H: 1 LOB: 1 BB: 0 P: 6	R: 0 E: 0 K: 0 S: 3	H: 0 LOB: 0 BB: 0 P: 3	R: 4 E: 0 K: 0 S: 7	H: 4 LOB: 1 BB: 1 P: 11	1B: 8 2B: 1 3B: 0 HR: 1	SF: 0 SAC: 0 DP: 2 HBP: 0	WP: 0 PB: 0 SB: 0 CS: 0	PA: 38					
<b>PITCHER</b>	IP	WLS	BF	H	R	ER	SO	BB	IBB	HBP	BLK	WP	HR	S	P	ERA	WHIP										
Pat Zachry, R ERA: 1.29 (1, 1)	7.0	W	27	6	1	1	6	1	0	0	0	0	1	38	42	1.29	1.000										
Skip Lockwood, R ERA: 21.6 (8, 1)	1.2		9	3	4	4	0	1	0	0	0	0	0	8	12	21.60	2.400										
Mardie Cornejo, R ERA: (9, 1)	0.1	S	2	1	0	0	0	0	0	0	0	0	0	2	2	0.00	3.000										

Batter	1	2	3	4	5	6	7	8	9	AB	R	H	RBI	BB	SO	LOB	BOTTOM										
Lenny Randle, S (1, 5)										2	0	0	0	1	0	0	<p><b>Montreal Expos @ New York Mets</b> Shea Stadium, Flushing, NY Sun Apr 09 1978, 3:33 AM EST Unknown</p>										
Tim Lincecum, R OBP: 0.154, SLG: 0.083 (1, 6)										3	1	0	0	1	0	3											
Bruce Boesch, L OBP: 0.833, SLG: 1.500 (1, 7)										3	2	2	2	1	0	0											
Willie Montanez, L OBP: 0.250, SLG: 0.273 (1, 3)										3	1	1	0	1	0	1											
Ken Griffey Jr., S OBP: 0.500, SLG: 0.444 (1, 9)										3	0	1	0	1	1	2											
Lee Mazzilli, S OBP: 0.500, SLG: 0.900 (1, 8)										2	1	0	0	2	0	2											
Ron Hodges, L (1, 2)										2	0	0	0	0	0	0											
Steve Henderson, R OBP: 0.444, SLG: 1.125 John Stearns, R OBP: 0.250, SLG: 0.143 (6, PH) (7, 2)										1	1	1	4	0	0	0											
Doug Flynn, R OBP: 0.364, SLG: 0.300 (1, 4)										4	0	2	0	0	1	0											
Pat Zachry, R Skip Lockwood, R Mardie Cornejo, R (1, 1) (8, 1) (9, 1)										2	0	0	0	1	0	0											
<b>Inning Stats</b>	R: 2 E: 0 K: 0 S: 2	H: 1 LOB: 1 BB: 4 P: 18	R: 0 E: 0 K: 0 S: 3	H: 1 LOB: 1 BB: 1 P: 8	R: 0 E: 0 K: 1 S: 5	H: 0 LOB: 0 BB: 0 P: 5	R: 0 E: 0 K: 1 S: 5	H: 0 LOB: 0 BB: 0 P: 5	R: 0 E: 0 K: 1 S: 3	H: 0 LOB: 0 BB: 0 P: 3	R: 4 E: 0 K: 1 S: 8	H: 3 LOB: 1 BB: 1 P: 12	R: 0 E: 0 K: 0 S: 3	H: 0 LOB: 1 BB: 1 P: 7	R: 0 E: 0 K: 0 S: 4	H: 1 LOB: 2 BB: 1 P: 8	1B: 5 2B: 1 3B: 0 HR: 2	SF: 0 SAC: 0 DP: 2 HBP: 1	WP: 0 PB: 0 SB: 0 CS: 2	PA: 37							
<b>PITCHER</b>	IP	WLS	BF	H	R	ER	SO	BB	IBB	HBP	BLK	WP	HR	S	P	ERA	WHIP										
Wayne Twitchell, R ERA: 13.5 (1, 1)	1.1	L	10	2	2	2	0	5	0	1	0	0	0	17	21	6.75	1.000										
Hal Dues, R ERA: 6.75 (2, 1)	4.0		14	3	3	3	2	1	0	0	0	0	0	13	21	6.75	1.000										
Darold Knowles, L ERA: 13.5 (6, 1)	0.2		3	1	1	1	0	0	0	0	0	0	1	3	3	13.50	1.500										
Fred Holdsworth, R ERA: (7, 1)	2.0		9	1	0	0	0	2	0	0	0	0	0	7	15	0.00	1.500										



Batter	1	2	3	4	5	6	7	8	9	AB	R	H	RBI	BB	SO	LOB	TOP											
Ellis Valentine, R OBP: 0.368, SLG: 0.526										5	0	2	0	0	1	2												
Dave Cash, R OBP: 0.368, SLG: 0.444 Pepe Frias, R (8, 4)										4	2	1	0	1	0	3												
Andre Dawson, R OBP: 0.222, SLG: 0.125										5	1	1	1	0	1	1												
Gary Carter, R OBP: 0.444, SLG: 0.600										4	0	2	1	1	0	0												
Tony Perez, R OBP: 0.222, SLG: 0.176 Sam Mejias, R (9, 7)										5	0	0	0	0	0	5												
Del Unser, L OBP: 0.462, SLG: 0.417 (9, 3)										4	1	2	1	0	0	1												
Larry Parrish, R OBP: 0.444, SLG: 0.667										4	1	2	1	0	0	3												
Chris Speier, R OBP: 0.438, SLG: 0.563										4	0	1	1	0	0	1												
Ross Grimsley, L (1, 1)										2	0	0	0	2	1	1												
<b>Inning Stats</b>	R: 0 E: 0 K: 1 S: 5	H: 1 LOB: 0 BB: 0 P: 5	R: 2 E: 1 K: 0 S: 6	H: 2 LOB: 2 BB: 1 P: 10	R: 0 E: 0 K: 0 S: 4	H: 1 LOB: 0 BB: 0 P: 4	R: 0 E: 0 K: 0 S: 3	H: 1 LOB: 0 BB: 0 P: 3	R: 1 E: 0 K: 1 S: 7	H: 2 LOB: 2 BB: 1 P: 11	R: 0 E: 0 K: 0 S: 4	H: 1 LOB: 1 BB: 0 P: 4	R: 2 E: 1 K: 1 S: 8	H: 2 LOB: 2 BB: 1 P: 12	R: 0 E: 0 K: 0 S: 3	H: 1 LOB: 0 BB: 0 P: 7	R: 0 E: 0 K: 0 S: 3	H: 0 LOB: 0 BB: 0 P: 3	1B: 9 2B: 1 3B: 1 HR: 0	SF: 0 SAC: 0 DP: 1 HBP: 0	WP: 1 PB: 0 SB: 1 CS: 1	PA: 41						
<b>PITCHER</b>	IP	WLS	BF	H	R	ER	SO	BB	IBB	HBP	BLK	WP	HR	S	P	ERA	WHIP											
Mike Bruhart, R ERA: 1.5	(1, 1)	6.0	L	27	8	3	1	2	2	0	0	1	1	0	29	37	1.50	1.667										
Butch Metzger, R ERA: 27.0	(7, 1)	0.2		5	1	2	1	1	1	0	0	0	0	0	6	10	13.50	3.000										
Paul Siebert, L ERA:	(7, 1)	1.1		6	2	0	0	0	1	0	0	0	0	5	9	0.00	2.250											
Bob Myrick, L ERA:	(9, 1)	1.0		3	0	0	0	0	0	0	0	0	0	3	3	0.00	0.000											

Montreal Expos @ New York Mets  
Shea Stadium, Flushing, NY  
Sun Apr 09 1978, 3:38 AM EST  
Att: 30,448 - Unknown

AB 37  
R 5  
H 11  
RBI 5  
BB 4  
SO 3  
LOB 17



Batter	1	2	3	4	5	6	7	8	9	AB	R	H	RBI	BB	SO	LOB	BOTTOM										
Lenny Randle, S OBP: 0.438, SLG: 0.100										2	0	1	0	2	0	0											
Tim Foli, R OBP: 0.176, SLG: 0.067										3	0	0	0	1	0	3											
Steve Henderson, R OBP: 0.308, SLG: 0.750										4	0	0	0	0	2	2											
Willie Montanez, L OBP: 0.313, SLG: 0.286										3	0	1	0	1	0	0											
Ken Henderson, S OBP: 0.375, SLG: 0.308										4	0	0	0	0	1	2											
John Stearns, R OBP: 0.333, SLG: 0.200										3	0	1	0	1	0	2											
Lee Mazzilli, S OBP: 0.400, SLG: 0.692										3	0	0	0	0	1	3											
Doug Flynn, R OBP: 0.286, SLG: 0.231										3	0	0	0	0	0	0											
Mike Bruhart, R Joel Youngblood, R Butch Metzger, R Paul Siebert, L Tom Grieve, R Bob Myrick, R	(1, 1) (6, PH) (7, 1) (7, 1) (8, PH) (9, 1)									1	0	0	0	0	1	0											
<b>Inning Stats</b>	R: 0 E: 0 K: 0 S: 2	H: 0 LOB: 0 BB: 1 P: 6	R: 0 E: 0 K: 1 S: 5	H: 0 LOB: 1 BB: 1 P: 9	R: 0 E: 0 K: 1 S: 6	H: 1 LOB: 0 BB: 0 P: 6	R: 0 E: 0 K: 2 S: 7	H: 0 LOB: 0 BB: 0 P: 7	R: 0 E: 0 K: 0 S: 3	H: 1 LOB: 0 BB: 0 P: 3	R: 0 E: 0 K: 0 S: 3	H: 0 LOB: 1 BB: 1 P: 7	R: 0 E: 0 K: 0 S: 4	H: 1 LOB: 1 BB: 0 P: 4	R: 0 E: 0 K: 0 S: 3	H: 0 LOB: 1 BB: 1 P: 7	R: 0 E: 0 K: 1 S: 5	H: 0 LOB: 1 BB: 1 P: 9	1B: 3 2B: 0 3B: 0 HR: 0	SF: 0 SAC: 0 DP: 2 HBP: 0	WP: 0 PB: 0 SB: 0 CS: 0	PA: 33					
<b>PITCHER</b>	IP	WLS	BF	H	R	ER	SO	BB	IBB	HBP	BLK	WP	HR	S	P	ERA	WHIP										
Ross Grimsley, L ERA:	(1, 1)	9.0	W	33	3	0	0	5	5	0	0	0	0	38	58	0.00	0.889										

Montreal Expos @ New York Mets  
Shea Stadium, Flushing, NY  
Sun Apr 09 1978, 3:38 AM EST  
Att: 30,448 - Unknown

AB 28  
R 0  
H 3  
RBI 0  
BB 5  
SO 5  
LOB 12









Batter	1	2	3	4	5	6	7	8	9	10	AB	R	H	RBI	BB	SO	LOB	TOP	
Lenny Randle, S OBP: 0.265, SLG: 0.179	5-3		2-3		L1-6 2B			F8		2H 2B	5	0	2	1	0	0	1	<b>New York Mets @ Montreal Expos</b> Olympic Stadium, Montreal, QB Fri Apr 14 1978, 3:33 AM EST Att: 37,172 - Unknown  livebaseballscorecards.com  <b>AB 38</b> <b>R 3</b> <b>H 9</b> <b>RBI 3</b> <b>BB 0</b> <b>SO 8</b> <b>LOB 13</b>	
Tim Lincecum, R OBP: 0.235, SLG: 0.250	2-3		F7		L1-6 2-3			1-3		6-3	5	0	0	0	0	0	3		
Steve Henderson, R OBP: 0.367, SLG: 0.741	E5 FC6-4				6-3			6-3		K	5	1	1	0	0	1	1		
Willie Montanez, L OBP: 0.240, SLG: 0.227	FC6-4				K			F7		K	4	0	0	0	0	2	2		
Tom Grieve, R Skip Lockwood, R		6-3			K			K		HR	4	1	2	1	0	1	0		
John Stearns, R OBP: 0.222, SLG: 0.167		6-3			SF7			5-3		K	3	0	0	1	0	1	0		
Lee Mazzilli, S OBP: 0.300, SLG: 0.536		K			E5 1B					6-3	4	0	1	0	0	1	1		
Doug Flynn, R OBP: 0.357, SLG: 0.280					BLK 1B			F5-4-3 1B		F7	4	0	2	0	0	0	1		
Pat Zachry, R Mardie Cornejo, R					K			K		E7 2B 1B	3	0	0	0	0	2	4		
Joel Youngblood, R OBP: 0.333, SLG: 0.333					5-3			K			0	0	0	0	0	0	0		
<b>Inning Stats</b>	R: 0 E: 1 K: 0 S: 4	H: 0 LOB: 1 BB: 0 P: 4	R: 0 E: 0 K: 1 S: 5	H: 0 LOB: 0 BB: 0 P: 5	R: 0 E: 0 K: 1 S: 6	H: 1 LOB: 1 BB: 0 P: 6	R: 1 E: 1 K: 1 S: 9	H: 3 LOB: 3 BB: 0 P: 9	R: 0 E: 0 K: 1 S: 5	H: 1 LOB: 0 BB: 0 P: 5	R: 0 E: 0 K: 1 S: 5	H: 0 LOB: 0 BB: 0 P: 3	R: 1 E: 1 K: 2 S: 8	H: 1 LOB: 0 BB: 0 P: 8	R: 1 E: 1 K: 1 S: 7	H: 2 LOB: 1 BB: 0 P: 7	1B: 6 2B: 3 3B: 0 HR: 1	SF: 1 SAC: 0 DP: 2 HBP: 0	WP: 0 PA: 39 PB: 0 SB: 0 CS: 0
<b>PITCHER</b>	IP 9.1	WLS L	BF 37	H 9	R 3	ER 2	SO 7	BB 0	IBB 0	HBP 0	BLK 1	WP 0	HR 1	S 51	P 51	ERA 1.93	WHIP 0.964		
Rudy May, L ERA: 2.04	(1, 1)																		
Stan Bahnsen, R ERA: 6.35	(10, 1)	0.2	2	0	0	0	1	0	0	0	0	0	0	4	4	0.00	0.000		


Batter	1	2	3	4	5	6	7	8	9	10	AB	R	H	RBI	BB	SO	LOB	BOTTOM			
Warren Cromartie, L Sam Mejias, R	F8		F8		BB		G1-6-3		P5		3	0	0	0	1	0	2	<b>New York Mets @ Montreal Expos</b> Olympic Stadium, Montreal, QB Fri Apr 14 1978, 3:33 AM EST Att: 37,172 - Unknown  livebaseballscorecards.com  <b>AB 34</b> <b>R 2</b> <b>H 9</b> <b>RBI 2</b> <b>BB 5</b> <b>SO 8</b> <b>LOB 15</b>			
Dave Cash, R OBP: 0.393, SLG: 0.519	F4		1B		F9		BLK 1B		6-3		5	0	2	0	0	0	2				
Andre Dawson, R OBP: 0.250, SLG: 0.160	K				F4		K		6-3		5	0	0	0	0	3	3				
Gary Carter, R OBP: 0.393, SLG: 0.583					F5		K			5-3	4	1	1	0	1	1	0				
Tony Perez, R OBP: 0.296, SLG: 0.250			F9				K			K	4	0	1	0	1	2	1				
Larry Parrish, R OBP: 0.471, SLG: 0.647			F9		1B		K			K	4	0	1	0	0	2	2				
Del Unser, L OBP: 0.500, SLG: 0.471			1-3				1B			K	3	1	2	0	1	0	1				
Chris Speier, R OBP: 0.375, SLG: 0.609					F7					K	3	0	1	2	0	0	2				
Rudy May, L OBP: 0.333, SLG: 0.400							SH2-4 1B			F4-3	2	0	1	0	1	0	2				
Stan Bahnsen, R	(10, 1)						SH2-4				0	0	0	0	0	0	0				
<b>Inning Stats</b>	R: 0 E: 0 K: 1 S: 5	H: 0 LOB: 0 BB: 0 P: 5	R: 0 E: 0 K: 0 S: 4	H: 1 LOB: 1 BB: 0 P: 4	R: 0 E: 0 K: 0 S: 4	H: 2 LOB: 2 BB: 0 P: 4	R: 0 E: 0 K: 1 S: 6	H: 1 LOB: 1 BB: 0 P: 6	R: 1 E: 0 K: 1 S: 7	H: 2 LOB: 2 BB: 1 P: 11	R: 0 E: 0 K: 2 S: 9	H: 2 LOB: 2 BB: 0 P: 9	R: 0 E: 0 K: 0 S: 3	H: 0 LOB: 2 BB: 3 P: 15	R: 0 E: 0 K: 0 S: 3	H: 0 LOB: 0 BB: 0 P: 3	R: 0 E: 0 K: 2 S: 7	H: 0 LOB: 0 BB: 0 P: 7	1B: 7 2B: 2 3B: 0 HR: 0	SF: 1 SAC: 2 DP: 1 HBP: 0	WP: 0 PA: 42 PB: 0 SB: 0 CS: 0
<b>PITCHER</b>	IP 7.0	WLS W	BF 32	H 9	R 2	ER 2	SO 6	BB 4	IBB 0	HBP 0	BLK 1	WP 0	HR 0	S 40	P 56	ERA 2.57	WHIP 1.857				
Pat Zachry, R ERA: 1.93	(1, 1)																				
Mardie Cornejo, R ERA: 11.57	(8, 1)	2.0	7	0	0	0	0	0	1	0	0	0	0	6	10	0.00	0.000				
Skip Lockwood, R	(10, 1)	1.0	S	3	0	0	2	0	0	0	0	0	0	7	7	0.00	0.000				



Batter	1	2	3	4	5	6	7	8	9	10	11	AB	R	H	RBI	BB	SO	LOB	TOP			
Lenny Randle, S OBP: 0.308, SLG: 0.167	6-3		K			K		K		K		2	0	0	0	3	1	0				
Tim Lincecum, R OBP: 0.231, SLG: 0.243	1B		F4			K		F2		CS	K	5	1	1	0	0	2	2				
Bruce Boesch, L OBP: 0.500, SLG: 0.636	1B		F8			K		F8			F9	4	1	1	0	1	0	0				
Steve Henderson, R OBP: 0.343, SLG: 0.656	1B			K		K			4-3		6-3	5	0	1	1	0	2	1				
Willie Montanez, L OBP: 0.241, SLG: 0.360	SF7-5-4			F8					K			3	1	1	2	0	1	0				
Les Mazzilli, S OBP: 0.324, SLG: 0.516				F5				F6				3	0	1	0	1	0	0				
John Stearns, R OBP: 0.194, SLG: 0.143					F9			K				4	0	0	0	0	2	2				
Doug Flynn, R OBP: 0.344, SLG: 0.276						K						4	0	1	0	0	1	1				
Craig Swan, R OBP: 0.167, SLG: 0.167								1B				3	0	0	0	0	1	2				
Skip Lockwood, R OBP: 0.194, SLG: 0.143												0	0	0	0	0	0	0				
Ron Hodges, L OBP: 0.194, SLG: 0.143												1	0	0	0	0	1	0				
Bob Myrick, R OBP: 0.194, SLG: 0.143												0	0	0	0	0	0	0				
<b>Inning Stats</b>	R: 2 E: 0 K: 0 S: 5	H: 3 LOB: 0 BB: 0 P: 5	R: 0 E: 0 K: 1 S: 5	H: 0 LOB: 1 BB: 1 P: 9	R: 0 E: 0 K: 1 S: 5	H: 0 LOB: 0 BB: 0 P: 5	R: 0 E: 0 K: 1 S: 5	H: 0 LOB: 1 BB: 2 P: 14	R: 1 E: 0 K: 2 S: 9	H: 2 LOB: 1 BB: 0 P: 9	R: 0 E: 0 K: 0 S: 2	H: 0 LOB: 0 BB: 1 P: 6	R: 0 E: 0 K: 1 S: 6	H: 1 LOB: 1 BB: 0 P: 6	R: 0 E: 0 K: 1 S: 4	H: 0 LOB: 0 BB: 1 P: 8	R: 0 E: 0 K: 1 S: 5	H: 0 LOB: 0 BB: 0 P: 5	1B: 5 2B: 1 3B: 0 HR: 1	SF: 1 SAC: 0 DP: 1 HBP: 0	WP: 0 PB: 0 SB: 1 CS: 3	PA: 41
<b>PITCHER</b>	IP: 8.0 WLS: 4 BF: 30 H: 5 R: 3 ER: 3 SO: 8 BB: 4 IBB: 0 HBP: 0 BLK: 0 WP: 0 HR: 1 S: 42 P: 58 ERA: 3.38 WHIP: 1.125																					

**New York Mets @ Montreal Expos**  
 Olympic Stadium, Montreal, QB  
 Sat Apr 15 1978, 3:33 AM EST  
 Att: 12,617 - Unknown


AB 34  
 R 3  
 H 6  
 RBI 3  
 BB 5  
 SO 11  
 LOB 8



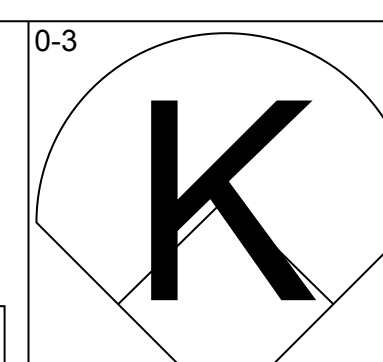
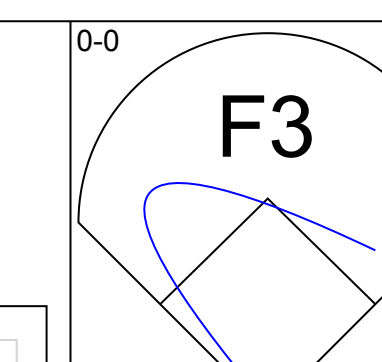
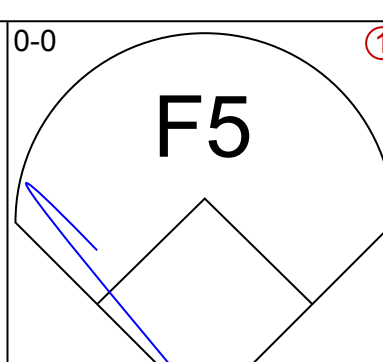
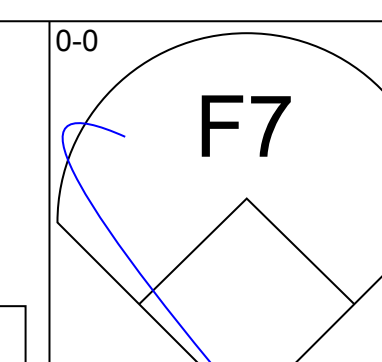
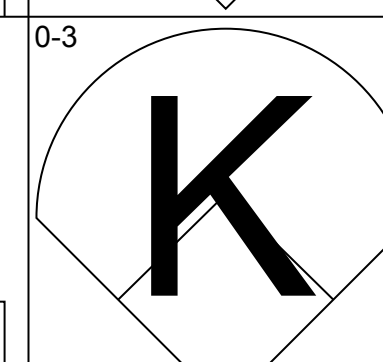
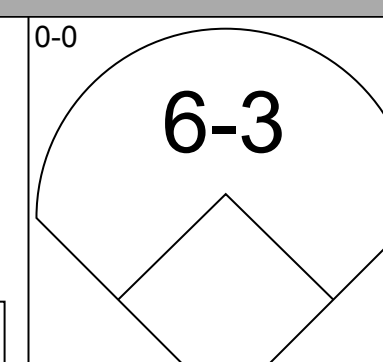
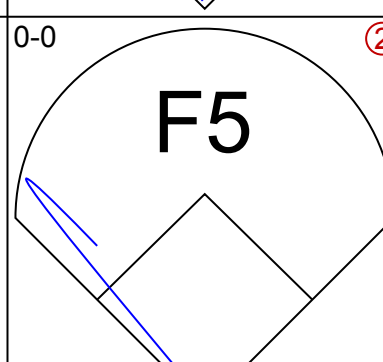
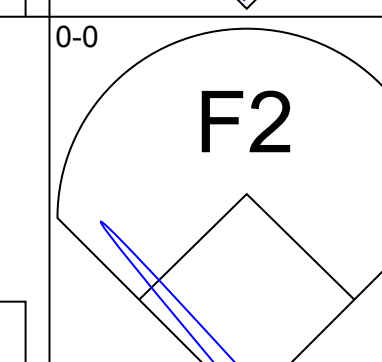
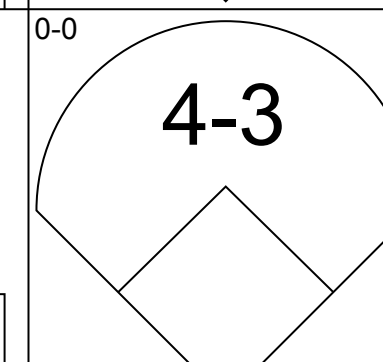
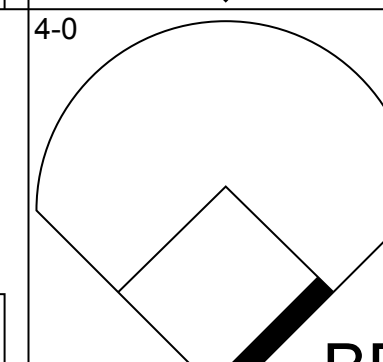
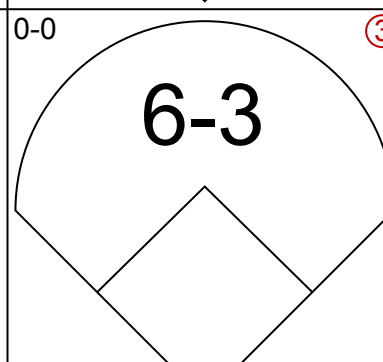
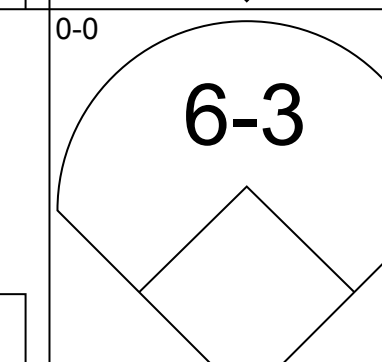
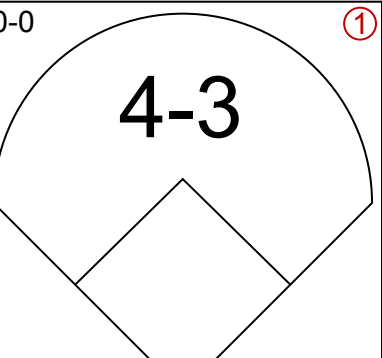
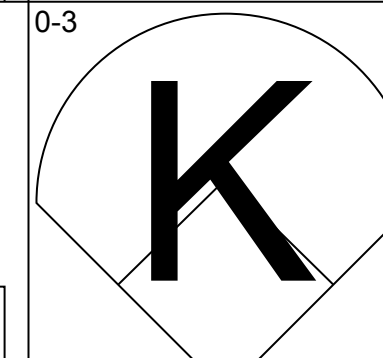
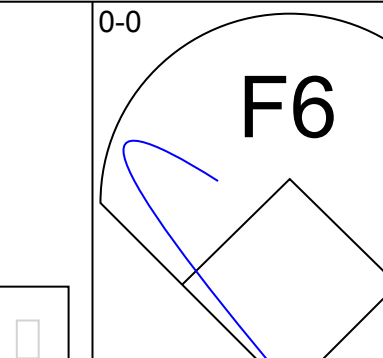
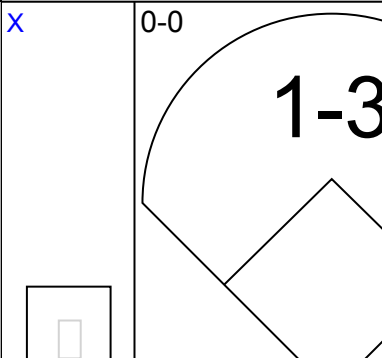
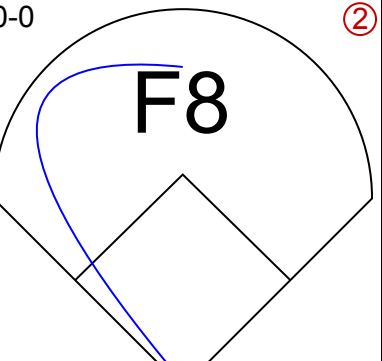
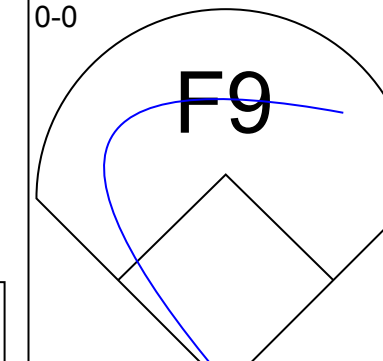
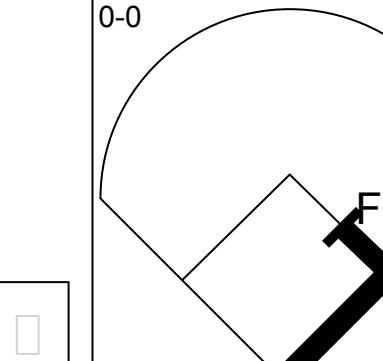
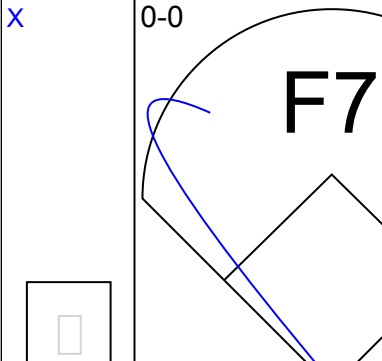
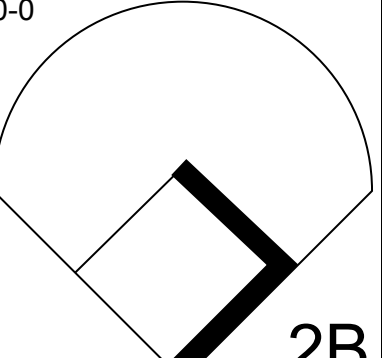
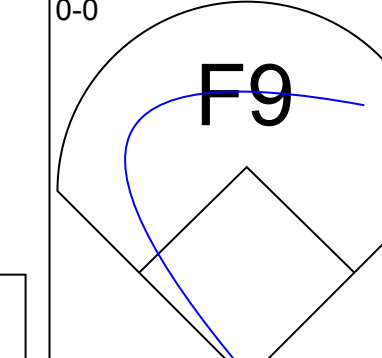
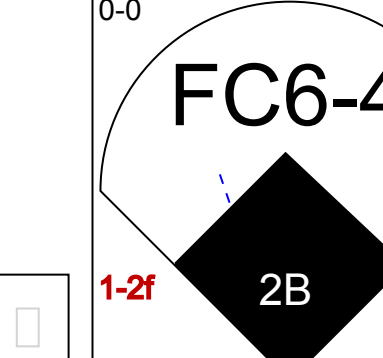
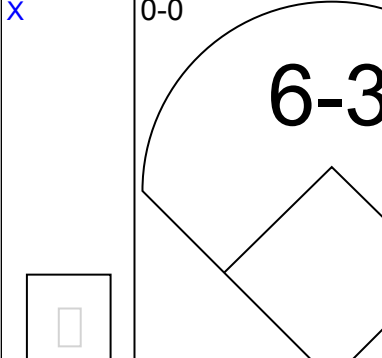
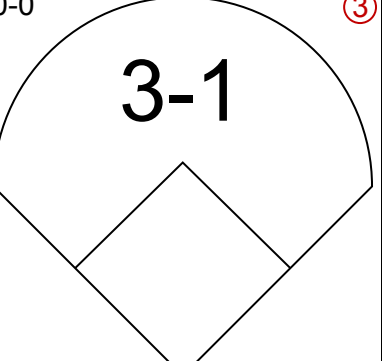
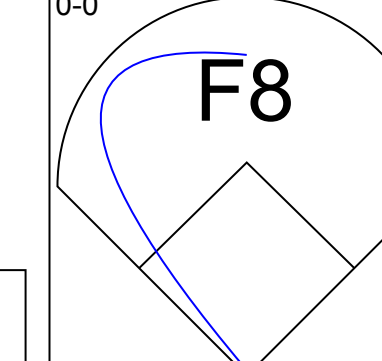
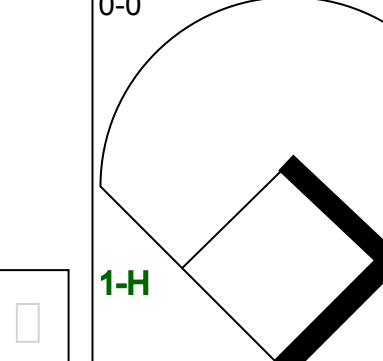
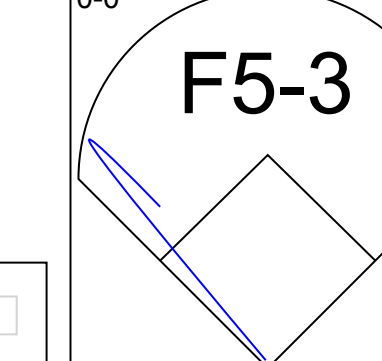
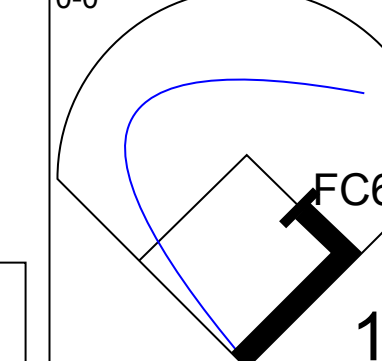
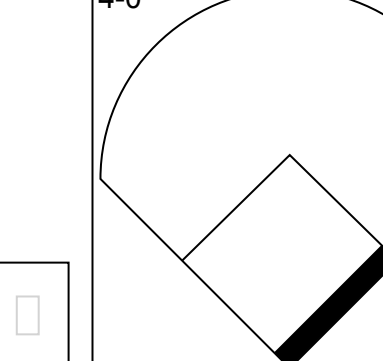
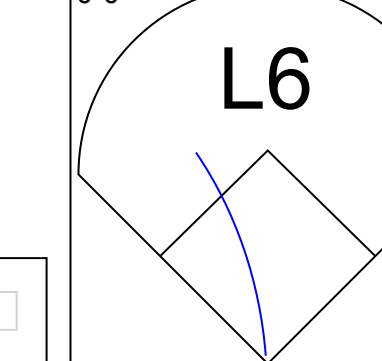
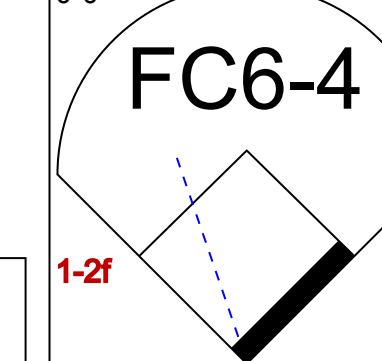
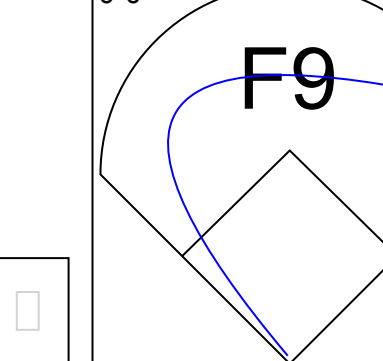
Batter	1	2	3	4	5	6	7	8	9	10	11	AB	R	H	RBI	BB	SO	LOB	BOTTOM					
Warren Cromartie, L OBP: 0.177, SLG: 0.177	F6		K			F4-3		F8			F8	5	0	0	0	0	1	1						
Dave Cash, R OBP: 0.364, SLG: 0.531	K				6-3			E6			5-3	5	2	1	0	0	1	0						
Andre Dawson, R OBP: 0.273, SLG: 0.276	K				F5			F8			HR	4	1	1	1	1	1	1						
Gary Carter, R OBP: 0.375, SLG: 0.571					F8						HR	4	1	1	1	0	0	1						
Tony Perez, R OBP: 0.258, SLG: 0.214					F9							4	0	0	0	0	2	3						
Larry Parrish, R OBP: 0.429, SLG: 0.619					F8							4	0	1	2	0	1	1						
Del Unser, L OBP: 0.417, SLG: 0.381						5-3						4	0	0	0	0	1							
Chris Speier, R OBP: 0.357, SLG: 0.556												4	0	1	0	0	0	0						
Wayne Twitchell, R ERA: 4.82												2	0	0	0	0	2	1						
Skip Lockwood, R ERA: 9.45												1	0	0	0	0	0	0						
Bob Myrick, L ERA: 1.69												1	0	0	0	0	0	0						
<b>Inning Stats</b>	R: 0 E: 0 K: 2 S: 7	H: 0 LOB: 0 BB: 0 P: 7	R: 0 E: 0 K: 0 S: 3	H: 0 LOB: 0 BB: 0 P: 3	R: 0 E: 0 K: 2 S: 8	H: 1 LOB: 1 BB: 0 P: 8	R: 0 E: 0 K: 0 S: 3	H: 0 LOB: 0 BB: 0 P: 3	R: 0 E: 0 K: 1 S: 5	H: 0 LOB: 0 BB: 0 P: 5	R: 2 E: 1 K: 1 S: 8	H: 2 LOB: 1 BB: 0 P: 8	R: 0 E: 0 K: 0 S: 3	H: 0 LOB: 0 BB: 0 P: 3	R: 1 E: 0 K: 2 S: 8	H: 1 LOB: 1 BB: 1 P: 12	R: 0 E: 0 K: 0 S: 3	H: 0 LOB: 0 BB: 0 P: 3	R: 1 E: 0 K: 0 S: 3	H: 1 LOB: 0 BB: 0 P: 3	1B: 1 2B: 2 3B: 1 HR: 1	SF: 0 SAC: 0 DP: 0 HBP: 0	WP: 0 PB: 0 SB: 0 CS: 0	PA: 39
<b>PITCHER</b>	IP: 7.0 WLS: 2 BF: 25 H: 3 R: 2 ER: 0 SO: 6 BB: 0 IBB: 0 HBP: 0 BLK: 0 WP: 0 HR: 0 S: 37 P: 37 ERA: 0.00 WHIP: 0.429																							

**New York Mets @ Montreal Expos**  
 Olympic Stadium, Montreal, QB  
 Sat Apr 15 1978, 3:33 AM EST  
 Att: 12,617 - Unknown

AB 38  
 R 4  
 H 5  
 RBI 4  
 BB 1  
 SO 8  
 LOB 9



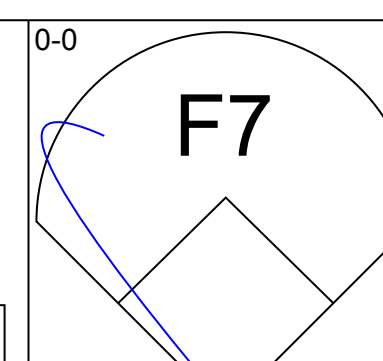
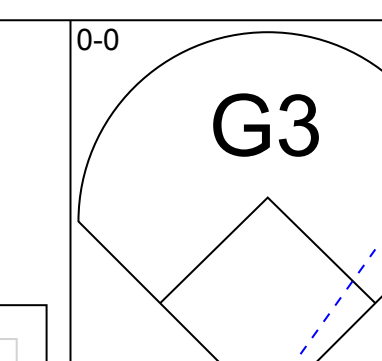
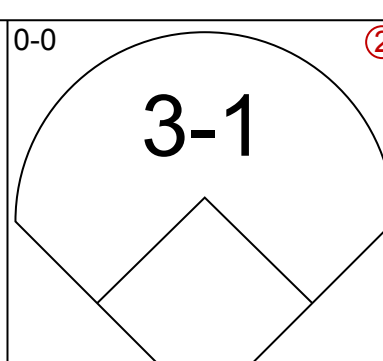
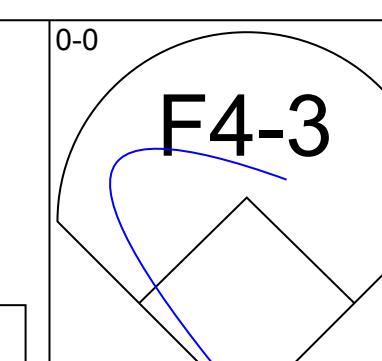
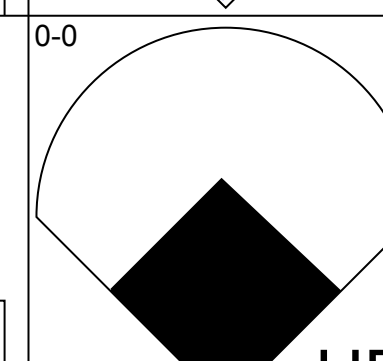
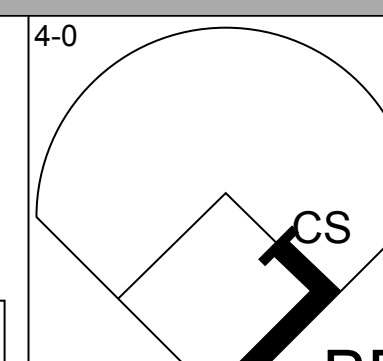
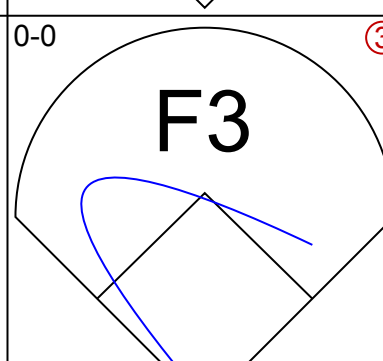
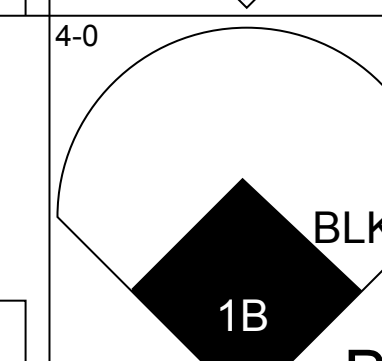
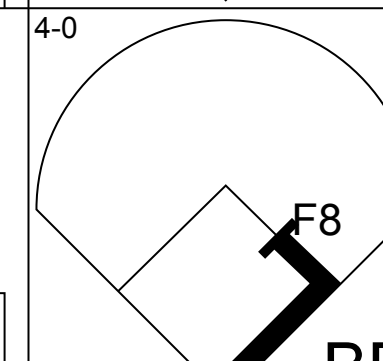
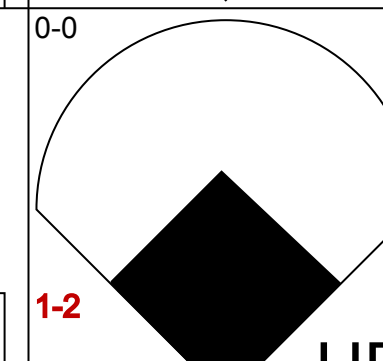

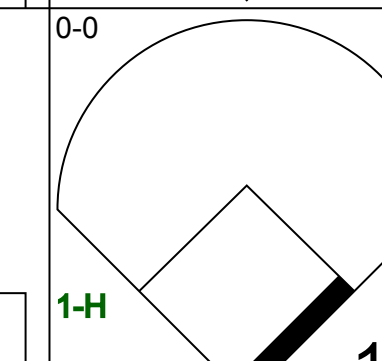
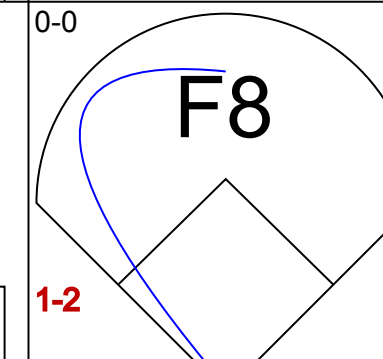
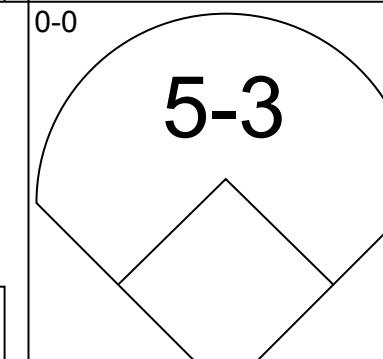

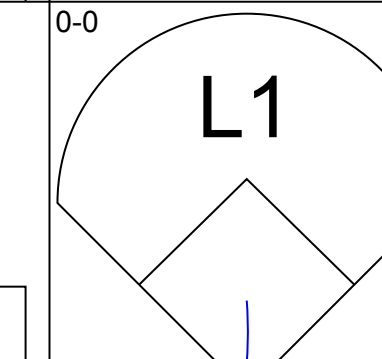
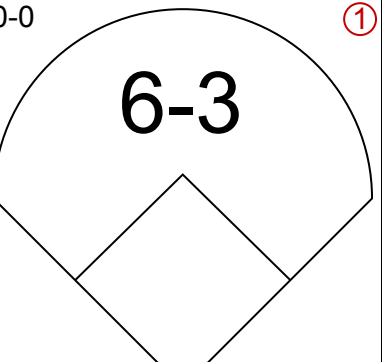
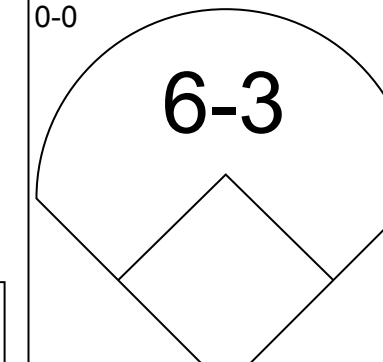

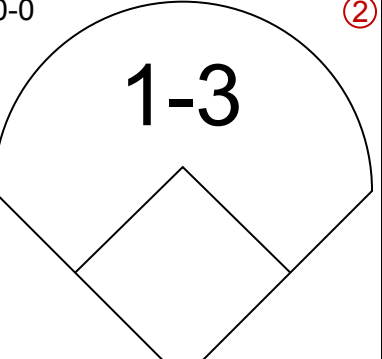
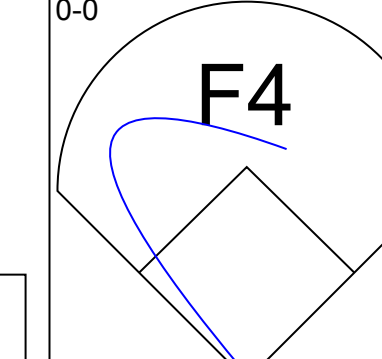
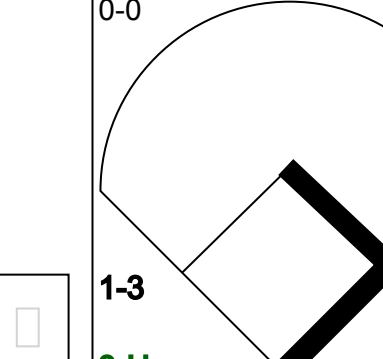


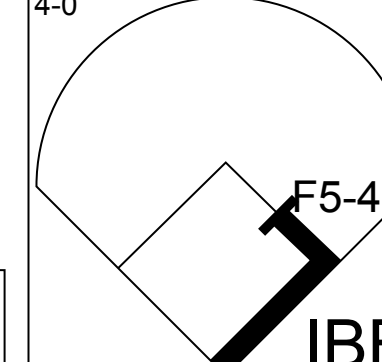
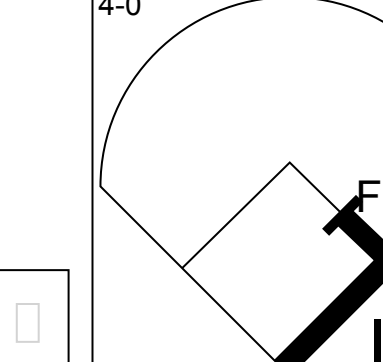

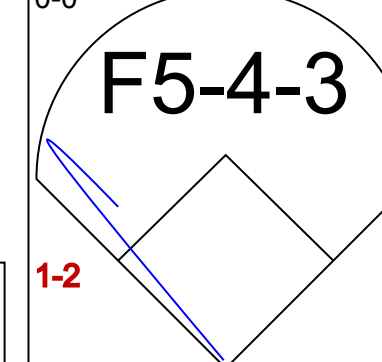

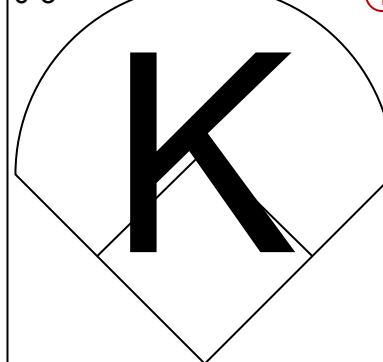


Batter	1	2	3	4	5	6	7	8	9	AB	R	H	RBI	BB	SO	LOB	TOP					
Lenny Randle, S (1.5) OBP: 0.279, SLG: 0.147										4	0	0	0	0	1	0						
Tim Foli, R (1.6) OBP: 0.209, SLG: 0.220										4	0	0	0	0	1	0						
Steve Henderson, R (1.7) OBP: 0.333, SLG: 0.600										3	0	0	0	1	0	0						
Willie Montanez, L (1.3) OBP: 0.212, SLG: 0.310										4	0	0	0	0	1	1						
Tom Grieve, R (1.9) OBP: 0.400, SLG: 0.667										4	0	1	0	0	0	1						
Lee Mazzilli, S (1.8) OBP: 0.316, SLG: 0.514										4	1	1	0	0	0	1						
John Stearns, R (1.2) OBP: 0.206, SLG: 0.194										3	0	1	1	0	0	1						
Doug Flynn, R (1.4) OBP: 0.371, SLG: 0.290										2	0	1	0	1	0	0						
Jerry Koosman, R (1.1) Bobby Valentine, R (7, PH) Mardie Cornejo, R (7.1)										2	0	0	0	0	0	1						
										1	0	0	0	0	0	2						
										0	0	0	0	0	0	0						
<b>Inning Stats</b>	R: 0 E: 0 K: 2 S: 7	H: 0 LOB: 0 BB: 0 P: 7	R: 0 E: 0 K: 0 S: 4	H: 1 LOB: 1 BB: 0 P: 4	R: 0 E: 0 K: 0 S: 3	H: 0 LOB: 0 BB: 0 P: 3	R: 0 E: 0 K: 1 S: 5	H: 0 LOB: 1 BB: 1 P: 9	R: 0 E: 0 K: 0 S: 4	H: 1 LOB: 1 BB: 0 P: 4	R: 0 E: 0 K: 0 S: 3	H: 0 LOB: 0 BB: 0 P: 3	R: 1 E: 0 K: 0 S: 5	H: 2 LOB: 2 BB: 1 P: 9	R: 0 E: 0 K: 0 S: 3	H: 0 LOB: 0 BB: 0 P: 3	R: 0 E: 0 K: 0 S: 3	H: 0 LOB: 0 BB: 0 P: 3	1B: 2 2B: 2 3B: 0 HR: 0	SF: 0 SAC: 0 DP: 0 HBP: 0	WP: 0 PB: 0 SB: 0 CS: 0	PA: 33
<b>PITCHER</b> Ross Grimsley, L (1.1) ERA: 0.5	IP: 9.0 WLS: W BF: 33 H: 4 R: 1 ER: 1 SO: 3 BB: 2 IBB: 0 HBP: 0 BLK: 0 WP: 0 HR: 0 S: 37 P: 45 ERA: 1.00 WHIP: 0.667															<b>PITCHER</b>						

New York Mets @ Montreal Expos  
Olympic Stadium, Montreal, QB  
Sun Apr 16 1978, 3:33 AM EST  
Att: 18,790 - Unknown

AB	31
R	1
H	4
RBI	1
BB	2
SO	3
LOB	7



Batter	1	2	3	4	5	6	7	8	9	AB	R	H	RBI	BB	SO	LOB	BOTTOM					
Warren Cromartie, L (1.7)										4	0	0	0	0	0	0						
Dave Cash, R (1.4) Pepe Frias, R (9.4)										2	2	1	1	2	0	0						
Andre Dawson, R (1.8)										3	2	3	2	1	0	0						
Gary Carter, R (1.2)										4	0	0	0	0	0	3						
Tony Perez, R (1.3) Sam Mejias, R (7, PR) (8.9)										2	0	0	0	1	0	0						
Larry Parrish, R (1.5) Del Unser, L (1.9) (8.3)										2	0	0	0	1	2	0						
Chris Speier, R (1.6)										3	0	0	0	0	1	3						
Ross Grimsley, L (1.1)										3	0	0	0	0	2	0						
<b>Inning Stats</b>	R: 1 E: 0 K: 0 S: 3	H: 1 LOB: 1 BB: 1 P: 7	R: 0 E: 0 K: 1 S: 5	H: 0 LOB: 0 BB: 0 P: 5	R: 0 E: 0 K: 0 S: 3	H: 0 LOB: 0 BB: 0 P: 3	R: 1 E: 0 K: 0 S: 3	H: 1 LOB: 1 BB: 1 P: 7	R: 0 E: 0 K: 2 S: 7	H: 0 LOB: 0 BB: 0 P: 7	R: 0 E: 0 K: 1 S: 5	H: 0 LOB: 0 BB: 0 P: 5	R: 1 E: 0 K: 0 S: 4	H: 2 LOB: 3 BB: 2 P: 12	R: 1 E: 0 K: 1 S: 6	H: 1 LOB: 1 BB: 1 P: 10	R: 0 E: 0 K: 0 S: 3	H: 0 LOB: 0 BB: 0 P: 3	1B: 1 2B: 2 3B: 0 HR: 2	SF: 0 SAC: 0 DP: 1 HBP: 0	WP: 0 PB: 0 SB: 0 CS: 1	PA: 31
<b>PITCHER</b> Jerry Koosman, L (1.1) Mardie Cornejo, R (7.1) ERA: 2.11 ERA: 2.45	IP: 6.0 WLS: L BF: 20 H: 2 R: 2 ER: 2 SO: 4 BB: 2 IBB: 0 HBP: 0 BLK: 0 WP: 0 HR: 2 S: 26 P: 34 ERA: 3.00 WHIP: 0.667															<b>PITCHER</b>						

New York Mets @ Montreal Expos  
Olympic Stadium, Montreal, QB  
Sun Apr 16 1978, 3:33 AM EST  
Att: 18,790 - Unknown

AB	26
R	4
H	5
RBI	4
BB	5
SO	5
LOB	6





Batter	1	2	3	4	5	6	7	8	9	AB	R	H	RBI	BB	SO	LOB	TOP					
Warren Cromartie, L (1.7) OBP: 0.174, SLG: 0.190										4	1	2	0	1	0	2	<b>Montreal Expos @ Chicago Cubs</b> Wrigley Field, Chicago, IL Tue Apr 18 1978, 3:33 AM CST Att. 2,010 - Unknown - 47 F					
Dave Cash, R (1.4) OBP: 0.415, SLG: 0.622										3	0	1	0	1	0	2						
Andre Dawson, R (1.8) OBP: 0.341, SLG: 0.444										4	0	1	0	0	1	3						
Gary Carter, R (1.2) OBP: 0.350, SLG: 0.514										3	0	1	1	1	0	0						
Tony Perez, R (1.3) OBP: 0.263, SLG: 0.235 (8, PR) Jerry White, S (8, 9)										4	0	1	0	0	0	4						
Larry Parrish, R (1.5) OBP: 0.393, SLG: 0.571										4	0	1	0	0	0	1						
Del Unser, L (1.9) OBP: 0.355, SLG: 0.296 (8, 3)										4	0	0	0	0	2	1						
Chris Speier, R (1.6) OBP: 0.294, SLG: 0.455 (9, PH) Wayne Garrett, L (9, PH) OBP: 0.192, SLG: 0.100										3	0	0	0	0	1	0						
Steve Rogers, R (1.1) OBP: 0.375, SLG: 0.286 (9, PH) Ellis Valentine, R (9, PH) OBP: 0.333, SLG: 0.476										3	0	1	0	0	1	0						
<b>Inning Stats</b>	R: 1 E: 0 K: 0 S: 4	H: 2 LOB: 1 BB: 1 P: 8	R: 0 E: 0 K: 1 S: 6	H: 0 LOB: 0 BB: 0 P: 8	R: 0 E: 0 K: 0 S: 11	H: 2 LOB: 3 BB: 1 P: 18	R: 0 E: 0 K: 0 S: 6	H: 0 LOB: 0 BB: 0 P: 7	R: 0 E: 0 K: 1 S: 7	H: 1 LOB: 1 BB: 1 P: 13	R: 0 E: 0 K: 1 S: 6	H: 1 LOB: 1 BB: 0 P: 6	R: 0 E: 0 K: 1 S: 9	H: 1 LOB: 1 BB: 0 P: 11	R: 0 E: 0 K: 1 S: 6	H: 1 LOB: 1 BB: 0 P: 6		R: 0 E: 1 K: 1 S: 9	H: 0 LOB: 1 BB: 0 P: 12	1B: 3 2B: 5 3B: 0 HR: 0	SF: 0 SAC: 0 DP: 1 HBP: 0	WP: 0 PB: 0 SB: 0 CS: 0
<b>PITCHER</b>	IP WLS BF H R ER SO BB IBB HBP BLK WP HR S P ERA WHIP																					
Ray Burris, R (1.1) ERA: 1.52	7.2 W 32 8 1 1 5 3 0 0 0 0 0 0 0 54 76 1.17 1.435																					
Bruce Sutter, R (8.1) ERA: 4.5	1.1 S 5 0 0 0 1 0 0 0 0 0 0 0 0 10 13 0.00 0.000																					

Batter	1	2	3	4	5	6	7	8	9	AB	R	H	RBI	BB	SO	LOB	BOTTOM			
Ivan De Jesus, R (1.6) OBP: 0.404, SLG: 0.442										4	0	0	0	0	1	3	<b>Montreal Expos @ Chicago Cubs</b> Wrigley Field, Chicago, IL Tue Apr 18 1978, 3:33 AM CST Att. 2,010 - Unknown - 47 F			
Greg Gross, L (1.8) OBP: 0.333, SLG: 0.348 (8, 7)										4	0	1	0	0	0	1				
Larry Bittner, L (1.3) OBP: 0.370, SLG: 0.542										4	0	0	0	0	0	1				
Bobby Murcer, L (1.9) OBP: 0.349, SLG: 0.324										4	1	2	0	0	1	1				
Dave Kingman, R (1.7) OBP: 0.278, SLG: 0.313 Joe Wallis, S (8, 8) OBP: 0.125, SLG: 0.125										3	1	1	0	0	1	0				
Steve Ontiveros, S (1.5) OBP: 0.286, SLG: 0.118										3	0	1	0	0	0	0				
Manny Trillo, R (1.4) OBP: 0.436, SLG: 0.412										3	0	1	0	0	0	2				
Dave Rader, L (1.2) OBP: 0.289, SLG: 0.306										2	0	1	1	1	0	1				
Ray Burris, R (1.1) OBP: 0.333, SLG: 0.333 Bruce Sutter, R (8.1)										2	0	1	0	0	0	1				
<b>Inning Stats</b>	R: 0 E: 0 K: 1 S: 5	H: 0 LOB: 0 BB: 0 P: 5	R: 2 E: 0 K: 0 S: 6	H: 4 LOB: 1 BB: 0 P: 6	R: 0 E: 0 K: 1 S: 6	H: 1 LOB: 1 BB: 0 P: 6	R: 0 E: 0 K: 1 S: 5	H: 0 LOB: 0 BB: 0 P: 5	R: 0 E: 0 K: 0 S: 3	H: 0 LOB: 1 BB: 1 P: 7	R: 0 E: 0 K: 0 S: 3	H: 0 LOB: 0 BB: 0 P: 3	R: 0 E: 0 K: 0 S: 5	H: 2 LOB: 2 BB: 0 P: 5	R: 0 E: 0 K: 0 S: 4	H: 1 LOB: 1 BB: 0 P: 4		1B: 7 2B: 1 3B: 0 HR: 0	SF: 0 SAC: 1 DP: 1 HBP: 0	WP: 0 PB: 0 SB: 0 CS: 0
<b>PITCHER</b>	IP WLS BF H R ER SO BB IBB HBP BLK WP HR S P ERA WHIP																			
Steve Rogers, R (1.1) ERA: 3.72	8.0 L 32 8 2 2 3 1 0 0 0 0 0 0 0 37 41 2.25 1.125																			

AB	34
R	1
H	8
RBI	1
BB	3
SO	6
LOB	15



AB	30
R	2
H	8
RBI	1
BB	1
SO	3
LOB	11



livebaseballscorecards.com

livebaseballscorecards.com







Batter	1	2	3	4	5	6	7	8	9	AB	R	H	RBI	BB	SO	LOB	TOP				
<b>Bake McBride, L</b> OBP: 0.316, SLG: 0.273 (1, 9)	5-3		F5		6-3			BB 1B BB	PB 1B 1B	4	0	1	1	1	0	3	<b>Philadelphia Phillies @ Montreal Expos</b> Olympic Stadium, Montreal, QB Sat Apr 22 1978, 3:33 AM EST Unknown				
<b>Larry Bowa, S</b> OBP: 0.333, SLG: 0.375 (1, 6)	4-3		F8			4-3		L7	PB 1B	5	0	1	0	0	0	3					
<b>Mike Schmidt, R</b> OBP: 0.286, SLG: 0.425 (1, 5)	K			L8		P6		BB 1B	F9 1B	5	0	1	0	0	1	2					
<b>Greg Luzinski, R</b> OBP: 0.462, SLG: 0.621 (1, 7)		K				K		FC6-4 BB		3	1	1	1	1	2	0					
<b>Richie Hebner, L</b> OBP: 0.375, SLG: 0.444 <b>Davey Johnson, R</b> (8, PH) <b>Gene Garber, R</b> (8, 1)		K			HR				FC6-4 BB	3	0	0	0	0	3	0					
<b>Gary Maddox, R</b> OBP: 0.400, SLG: 0.371 (1, 8)										1	0	0	0	0	0	3					
<b>Tim McCarver, L</b> OBP: 0.593, SLG: 0.286 (8, 3)										0	0	0	0	0	0	0					
<b>Ted Sizemore, R</b> OBP: 0.235, SLG: 0.242 (1, 4)										4	0	1	0	0	1	3					
<b>Steve Carlton, L</b> OBP: 0.286, SLG: 0.429 <b>Ron Reed, R</b> (7, 1) <b>Barry Foote, R</b> OBP: 0.500, SLG: 0.500 (8, 2)										2	0	1	0	0	0	1					
<b>Inning Stats</b>	R: 0 E: 0 K: 1 S: 5	H: 0 LOB: 0 BB: 0 P: 5	R: 0 E: 0 K: 2 S: 7	H: 0 LOB: 0 BB: 0 P: 7	R: 0 E: 0 K: 0 S: 5	H: 2 LOB: 2 BB: 0 P: 5	R: 1 E: 0 K: 1 S: 6	H: 1 LOB: 0 BB: 0 P: 6	R: 0 E: 0 K: 0 S: 4	H: 1 LOB: 1 BB: 0 P: 4	R: 0 E: 1 K: 1 S: 6	H: 1 LOB: 1 BB: 0 P: 6	R: 0 E: 0 K: 0 S: 4	H: 1 LOB: 3 BB: 2 P: 12	R: 2 E: 0 K: 2 S: 10	H: 3 LOB: 2 BB: 1 P: 14		1B: 8 2B: 0 3B: 0 HR: 1	SF: 0 SAC: 0 DP: 0 HBP: 0	WP: 0 PB: 2 SB: 0 CS: 0	PA: 39
<b>PITCHER</b>	IP	WLS	BF	H	R	ER	SO	BB	IBB	HBP	BLK	WP	HR	S	P	ERA	WHIP				
<b>Wayne Twitchell, R</b> ERA: 3.31 <b>Darold Knowles, L</b> ERA: 5.4 <b>Stan Bahnsen, R</b> ERA: 5.0	(1, 1)	7.0	W	26	5	1	1	6	0	0	0	0	1	38	38	1.29	0.714				
	(8, 1)	0.2		5	1	0	0	0	2	0	0	0	0	3	11	0.00	4.500				
	(8, 1)	1.1	S	8	3	2	1	2	1	0	0	0	0	11	15	6.75	3.000				

Batter	1	2	3	4	5	6	7	8	9	AB	R	H	RBI	BB	SO	LOB	BOTTOM				
<b>Warren Cromartie, L</b> OBP: 0.188, SLG: 0.179 <b>Sam Mejias, R</b> (9, 8)	FC3-6 BB		F7		4-3		SF7	F9		2	0	0	1	1	0	1	<b>Philadelphia Phillies @ Montreal Expos</b> Olympic Stadium, Montreal, QB Sat Apr 22 1978, 3:33 AM EST Unknown				
<b>Dave Cash, R</b> OBP: 0.400, SLG: 0.545 <b>Darold Knowles, L</b> <b>Stan Bahnsen, R</b> (8, 1)	FC3-6 1-2		4-3			F9	1B BB	K		3	1	0	0	1	0	1					
<b>Andre Dawson, R</b> OBP: 0.477, SLG: 0.477 <b>Jerry White, S</b> (8, 7)	G5-4-3 1B		F9			L9	1B 1B	FC5-4 HBP		4	1	2	2	0	0	0					
<b>Gary Carter, R</b> OBP: 0.340, SLG: 0.455 <b>Bob Reece, R</b> (9, 2)	G5-4-3 1-2			F3		K	1B 1B	FC5-4		5	0	1	1	0	1	5					
<b>Tony Perez, R</b> OBP: 0.277, SLG: 0.279 <b>Pepe Frias, R</b> OBP: 1.000, SLG: 2.000 (8, 4)		5-3			6-3		2B 2B			4	1	2	1	0	0	0					
<b>Ellis Valentine, R</b> OBP: 0.400, SLG: 0.567 (1, 9)					1-3		1B 2B	K		4	1	2	1	0	1	2					
<b>Larry Parrish, R</b> OBP: 0.405, SLG: 0.595 (1, 5)		5-3				L1	BB 1B 1B	1B 2B		4	2	2	0	0	0	1					
<b>Chris Speier, R</b> OBP: 0.372, SLG: 0.564 (1, 6)							BB 1B	HBP 1B BB		2	1	2	0	2	0	0					
<b>Wayne Twitchell, R</b> <b>Stan Papi, R</b> (7, PH) <b>Del Unser, L</b> OBP: 0.375, SLG: 0.321 (8, 3)						K	K	HBP 1B		2	0	0	0	0	2	3					
<b>Inning Stats</b>	R: 0 E: 0 K: 0 S: 3	H: 1 LOB: 1 BB: 1 P: 7	R: 0 E: 0 K: 1 S: 6	H: 1 LOB: 2 BB: 1 P: 10	R: 0 E: 0 K: 0 S: 3	H: 0 LOB: 0 BB: 0 P: 3	R: 0 E: 0 K: 0 S: 3	H: 0 LOB: 0 BB: 0 P: 3	R: 0 E: 0 K: 1 S: 6	H: 1 LOB: 1 BB: 0 P: 6	R: 0 E: 0 K: 1 S: 5	H: 0 LOB: 0 BB: 0 P: 5	R: 6 E: 0 K: 2 S: 14	H: 7 LOB: 2 BB: 1 P: 18	R: 1 E: 0 K: 1 S: 7	H: 2 LOB: 3 BB: 1 P: 12		1B: 8 2B: 4 3B: 0 HR: 0	SF: 1 SAC: 0 DP: 1 HBP: 1	WP: 0 PB: 0 SB: 0 CS: 0	PA: 40
<b>PITCHER</b>	IP	WLS	BF	H	R	ER	SO	BB	IBB	HBP	BLK	WP	HR	S	P	ERA	WHIP				
<b>Steve Carlton, L</b> ERA: 3.86 <b>Ron Reed, R</b> ERA: 4.15 <b>Gene Garber, R</b> ERA: 4.5	(1, 1)	6.2	L	28	7	4	4	4	1	1	0	0	0	34	42	5.40	1.200				
	(7, 1)	0.1		5	3	2	2	1	1	0	0	0	0	6	10	54.00	12.000				
	(8, 1)	1.0		7	2	1	1	1	1	0	1	0	0	7	12	9.00	3.000				



Batter	1	2	3	4	5	6	7	8	9	AB	R	H	RBI	BB	SO	LOB	TOP											
Jerry Martin, R OBP: 0.250, SLG: 0.273 (1, 9)	5-3	F8			6-3	1B			FC9-6 BB	4	0	1	0	1	0	3												
Larry Bowa, S OBP: 0.298, SLG: 0.333 (1, 6)	F8		F9		1-3			F8	FC9-6 BB	5	0	0	0	0	0	1												
Mike Schmidt, R OBP: 0.340, SLG: 0.535 Bud Harrelson, S (9, PR)	HR		1-3		1B	BB		F8	G6-4-3 BB	3	1	2	1	2	0	0												
Greg Luzinski, R OBP: 0.455, SLG: 0.576 (1, 7)	5-3		FC6-4 BB		1B			F8	G6-4-3 BB	4	0	1	0	1	0	3												
Davey Johnson, R (1, 3)		K 2B	FC6-4 1-2		F9			5-3		4	0	0	0	0	1	4												
Gary Maddox, R OBP: 0.409, SLG: 0.436 (1, 8)					F7	2B		F8		4	0	2	0	0	0	0												
Bob Boone, R OBP: 0.379, SLG: 0.591 (1, 2)		2B	1-3 BB		1-3			6-3	HR	3	2	2	1	1	0	1												
Ted Sizemore, R OBP: 0.211, SLG: 0.216 (1, 4)			F3		F7			6-3		4	0	0	1	0	0	4												
Larry Christenson, R OBP: 0.556, SLG: 0.857 Gene Garber, R (5, PH)					4-3			5-3		2	0	0	0	0	1	4												
Richie Hebner, L OBP: 0.346, SLG: 0.444 Warren Brusstar, R (6, PH)		K								0	0	0	0	0	0	0												
Barry Foote, R OBP: 0.333, SLG: 0.333 Tug McGraw, R (8, PH)						1B	HBP			1	0	0	0	0	0	0												
<b>Inning Stats</b>	R: 1 E: 0 K: 0 S: 4	H: 1 LOB: 0 BB: 0 P: 4	R: 0 E: 1 K: 2 S: 9	H: 1 LOB: 3 BB: 1 P: 13	R: 0 E: 0 K: 0 S: 3	H: 0 LOB: 1 BB: 1 P: 7	R: 0 E: 0 K: 0 S: 4	H: 1 LOB: 1 BB: 0 P: 4	R: 0 E: 0 K: 0 S: 4	H: 2 LOB: 2 BB: 0 P: 5	R: 0 E: 0 K: 0 S: 4	H: 1 LOB: 1 BB: 0 P: 4	R: 1 E: 0 K: 0 S: 4	H: 1 LOB: 0 BB: 2 P: 4	R: 0 E: 0 K: 0 S: 2	H: 0 LOB: 2 BB: 2 P: 10	1B: 2 2B: 3 3B: 1 HR: 2	SF: 0 SAC: 0 DP: 1 HBP: 1	WP: 0 PB: 0 SB: 0 CS: 0	PA: 40								
<b>PITCHER</b>	IP	WLS	BF	H	R	ER	SO	BB	IBB	HBP	BLK	WP	HR	S	P	ERA	WHIP											
Ross Grimsley, L ERA: 1.37 Stan Bahnsen, R ERA: 4.66	(1, 1)	8.1	W	38	8	3	3	2	4	0	1	0	0	2	37	54	3.24	1.440										

Philadelphia Phillies @ Montreal Expos  
Olympic Stadium, Montreal, QB  
Sat Apr 22 1978, 3:38 AM EST  
Att: 19,237 - Unknown

AB	34
R	3
H	8
RBI	3
BB	5
SO	2
LOB	20



Batter	1	2	3	4	5	6	7	8	9	AB	R	H	RBI	BB	SO	LOB	BOTTOM										
Warren Cromartie, L OBP: 0.194, SLG: 0.219 Sam Mejias, R (9, 7)	1B 2B		L7		3-1	K				4	1	1	0	0	1	1											
Dave Cash, R OBP: 0.370, SLG: 0.500 Pepe Frias, R OBP: 1.000, SLG: 2.000 (9, 4)	6-3		1-3		E5 1B			6-3		4	1	0	0	0	0	2											
Andre Dawson, R OBP: 0.364, SLG: 0.458 (1, 8)	F8				E4 1B	E 1B		4-3		4	2	1	0	0	0	1											
Gary Carter, R OBP: 0.352, SLG: 0.458 (1, 2)	CS 1B				P6	E5 WP 1B		P6		4	1	2	2	0	0	1											
Tony Perez, R OBP: 0.314, SLG: 0.304 Del Unser, L OBP: 0.375, SLG: 0.321 (8, PR)	CS	F8			1B	1B	WP	E 1B		3	0	2	0	1	0	0											
Ellis Valentine, R OBP: 0.412, SLG: 0.559 (1, 9)		1-3			1B	3-1	G6-4-3 1B	F7		4	0	2	1	0	0	1											
Larry Parrish, R OBP: 0.366, SLG: 0.537 (1, 5)		1-3			3-1	G6-4-3 1-2	E4	E4		4	0	0	0	0	0	5											
Chris Speier, R OBP: 0.362, SLG: 0.524 (1, 6)			F2		IBB	F9		F9		3	0	0	0	1	0	2											
Ross Grimsley, L OBP: 0.273, SLG: 0.111 Stan Bahnsen, R (9, 1)					F9	1B		K		4	0	1	0	0	1	5											
<b>Inning Stats</b>	R: 1 E: 0 K: 0 S: 4	H: 2 LOB: 0 BB: 0 P: 4	R: 0 E: 0 K: 0 S: 3	H: 0 LOB: 0 BB: 0 P: 3	R: 0 E: 0 K: 0 S: 4	H: 1 LOB: 1 BB: 0 P: 4	R: 1 E: 1 K: 0 S: 6	H: 2 LOB: 3 BB: 1 P: 10	R: 3 E: 2 K: 0 S: 6	H: 3 LOB: 1 BB: 1 P: 10	R: 0 E: 0 K: 1 S: 5	H: 0 LOB: 0 BB: 0 P: 5	R: 0 E: 0 K: 0 S: 3	H: 0 LOB: 0 BB: 0 P: 3	R: 0 E: 1 K: 1 S: 7	H: 1 LOB: 2 BB: 0 P: 7	1B: 8 2B: 1 3B: 0 HR: 0	SF: 0 SAC: 0 DP: 1 HBP: 0	WP: 1 PB: 0 SB: 0 CS: 1	PA: 37							
<b>PITCHER</b>	IP	WLS	BF	H	R	ER	SO	BB	IBB	HBP	BLK	WP	HR	S	P	ERA	WHIP										
Larry Christenson, R ERA: 2.13 Gene Garber, R ERA: 3.86 Warren Brusstar, R ERA: 0.75 Tug McGraw, L ERA: 1.29	(1, 1)	4.1	L	23	7	5	3	0	1	1	0	0	0	21	29	6.23	1.846										

Philadelphia Phillies @ Montreal Expos  
Olympic Stadium, Montreal, QB  
Sat Apr 22 1978, 3:38 AM EST  
Att: 19,237 - Unknown

AB	34
R	5
H	9
RBI	3
BB	2
SO	2
LOB	18









Batter	1	2	3	4	5	6	7	8	9	AB	R	H	RBI	BB	SO	LOB	TOP																				
Garry Templeton, S OBP: 0.222, SLG: 0.286 (1, 6)	F9		FC6-4 1B		F9		F4			4	0	1	0	0	0	0	<b>St. Louis Cardinals @ Montreal Expos</b> Olympic Stadium, Montreal, QB Mon Apr 24 1978, 3:33 AM EST Att: 11,448 - Sunny																				
Jerry Mumphrey, S OBP: 0.197, SLG: 0.143 (1, 7)	K		FC6-4 1-2		F8			G6-3 1B		4	0	1	0	0	1	1																					
Keith Hernandez, L OBP: 0.456, SLG: 0.527 (1, 3)	K			BB BB	4-3			F8		3	0	0	0	1	1	1																					
Ted Simmons, S OBP: 0.354, SLG: 0.491 (1, 2)		2B			F4			G6-3 1-2		4	0	1	0	0	0	2																					
Jerry Morales, R OBP: 0.343, SLG: 0.419 (1, 8)	F7				G2		HR 2B		P3	4	1	1	0	0	0	2																					
Roger Freed, R OBP: 0.316, SLG: 0.722 Mike Phillips, L OBP: 0.308, SLG: 0.538 (9, PR)	6-3			BB BB BB	1-2 BB		HR 2H			3	1	2	2	1	0	1																					
Ken Reitz, R OBP: 0.339, SLG: 0.327 (1, 5)	F8				F8		K		F9	4	0	0	0	0	1	4																					
Mike Tyson, R OBP: 0.262, SLG: 0.350 Dane Iorg, L OBP: 0.200, SLG: 0.111 (9, PH)			K		1B 2B			F7	6-3	3	1	1	0	0	1	0																					
Eric Rasmussen, R OBP: 0.250, SLG: 0.250 Steve Swisher, R Mark Littell, L (7, PH)		K						F6		2	0	1	1	0	1	0																					
Inning Stats	R: 0 E: 0 K: 2 S: 7	H: 0 LOB: 0 BB: 0 P: 7	R: 0 E: 0 K: 0 S: 4	H: 1 LOB: 1 BB: 0 P: 4	R: 0 E: 0 K: 2 S: 8	H: 1 LOB: 1 BB: 0 P: 8	R: 0 E: 0 K: 0 S: 3	H: 0 LOB: 2 BB: 2 P: 11	R: 1 E: 0 K: 0 S: 4	H: 2 LOB: 0 BB: 0 P: 4	R: 2 E: 0 K: 1 S: 7	H: 2 LOB: 0 BB: 0 P: 7	R: 0 E: 0 K: 0 S: 3	H: 0 LOB: 0 BB: 0 P: 3	R: 0 E: 0 K: 0 S: 3	H: 1 LOB: 0 BB: 0 P: 3		R: 0 E: 0 K: 0 S: 4	H: 1 LOB: 1 BB: 0 P: 4	1B: 4 2B: 3 3B: 0 HR: 1	SF: 0 SAC: 0 DP: 1 HBP: 0	WP: 0 PB: 0 SB: 0 CS: 0	PA: 35														
PITCHER	IP	WLS	BF	H	R	ER	SO	BB	IBB	HBP	BLK	WP	HR	S	P	ERA	WHIP	PITCHER		IP	WLS	BF	H	R	ER	SO	BB	IBB	HBP	BLK	WP	HR	S	P	ERA	WHIP	
Rudy May, L ERA: 3.3 Stan Bahnsen, R ERA: 3.97	(1, 1)	7.1	W	30	7	3	3	5	2	0	0	0	0	1	38	46	3.68	1.227			(8, 1)	1.2	S	5	1	0	0	0	0	0	0	0	0	5	5	0.00	0.600

AB 33  
R 3  
H 8  
RBI 3  
BB 2  
SO 5  
LOB 12



Batter	1	2	3	4	5	6	7	8	9	AB	R	H	RBI	BB	SO	LOB	BOTTOM																				
Warren Cromartie, L OBP: 0.227, SLG: 0.231 Sam Mejias, R (8, 7)	4-3		G3		4-3		1B 1B IBB			3	1	0	0	1	0	1	<b>St. Louis Cardinals @ Montreal Expos</b> Olympic Stadium, Montreal, QB Mon Apr 24 1978, 3:33 AM EST Att: 11,448 - Sunny																				
Dave Cash, R OBP: 0.371, SLG: 0.518 Pepe Frias, R OBP: 1.000, SLG: 2.000 (8, 4)		2B	L4		F7		1B 1-2 2H			4	0	2	1	0	0	1																					
Andre Dawson, R OBP: 0.365, SLG: 0.473 (1, 8)	K		3-1			SF7 3B	CS 1B			4	1	2	1	0	1	1																					
Gary Carter, R OBP: 0.355, SLG: 0.444 (1, 2)	F3				F4		SF7 CS	S 1B		3	0	1	1	0	0	1																					
Tony Perez, R OBP: 0.288, SLG: 0.278 Del Unser, L OBP: 0.375, SLG: 0.321 (9, 3)		F9			F8		F8	K		4	0	0	0	0	1	1																					
Ellis Valentine, R OBP: 0.381, SLG: 0.488 (1, 9)		BB 2B			F7		K	F9		3	1	0	0	1	1	1																					
Larry Parrish, R OBP: 0.367, SLG: 0.521 (1, 5)		K				SH1-4 WP 2B		4-3		3	2	1	0	1	1	2																					
Chris Speier, R OBP: 0.377, SLG: 0.532 (1, 6)					WP SH1-4 BB		K			2	0	1	1	1	1	1																					
Rudy May, L OBP: 0.333, SLG: 0.375 Stan Bahnsen, R (8, 1)		F6			SH1-4		SH5-4			1	0	0	0	0	0	1																					
Inning Stats	R: 0 E: 0 K: 1 S: 6	H: 1 LOB: 1 BB: 0 P: 6	R: 1 E: 0 K: 1 S: 6	H: 1 LOB: 1 BB: 1 P: 10	R: 0 E: 0 K: 0 S: 3	H: 0 LOB: 0 BB: 0 P: 3	R: 0 E: 0 K: 0 S: 3	H: 0 LOB: 0 BB: 0 P: 3	R: 1 E: 0 K: 0 S: 4	H: 1 LOB: 1 BB: 1 P: 8	R: 1 E: 0 K: 1 S: 6	H: 1 LOB: 0 BB: 0 P: 6	R: 2 E: 0 K: 1 S: 6	H: 2 LOB: 1 BB: 2 P: 14	R: 0 E: 0 K: 1 S: 6	H: 1 LOB: 1 BB: 0 P: 6		1B: 3 2B: 3 3B: 1 HR: 0	SF: 1 SAC: 2 DP: 0 HBP: 0	WP: 1 PB: 0 SB: 1 CS: 1	PA: 35																
PITCHER	IP	WLS	BF	H	R	ER	SO	BB	IBB	HBP	BLK	WP	HR	S	P	ERA	WHIP	PITCHER		IP	WLS	BF	H	R	ER	SO	BB	IBB	HBP	BLK	WP	HR	S	P	ERA	WHIP	
Eric Rasmussen, R ERA: 4.33 Mark Littell, R ERA: 3.07	(1, 1)	6.0	L	24	4	3	3	3	2	0	0	0	0	0	28	36	4.50	1.000			(7, 1)	2.0	L	10	3	2	2	2	1	1	0	0	0	12	20	9.00	2.000

AB 27  
R 5  
H 7  
RBI 4  
BB 4  
SO 5  
LOB 10





Batter	1	2	3	4	5	6	7	8	9	AB R H RBI BB SO LOB	TOP												
Garry Templeton, S OBP: 0.208, SLG: 0.267 (1, 6)	0-0 4-1			0-0 4-3		0-0 1-3	0-3 K		0-0 FC1-6 1B 2B	5 1 0 0 0 1 3	<b>St. Louis Cardinals @ Montreal Expos</b> Olympic Stadium, Montreal, QB Tue Apr 25 1978, 3:33 AM EST Att: 12,444 - Sunny												
Jerry Mumphrey, S OBP: 0.229, SLG: 0.188 (1, 9)	4-0 CS BB			0-0 FC4-2 1B		0-0 4-3	0-3 K		0-0 2B 1B	4 0 2 1 1 1 1													
Keith Hernandez, L OBP: 0.438, SLG: 0.517 (1, 3)	0-0 F9			0-0 FC4-2		0-0 F9		0-0 F2	0-0 2B	5 0 1 1 0 0 2													
Ted Simmons, S OBP: 0.357, SLG: 0.475 (1, 2)		0-0 F8		0-0 F7			0-0 BB SH 2B 1B	0-0 4-3	0-0 FC6-4 IBB	4 1 1 0 1 0 1													
Jerry Morales, R OBP: 0.391, SLG: 0.424 (1, 8)		0-0 G4-3-6 1B			0-0 WP G3 1B		0-0 SH BB 2B	0-0 5-3	0-0 FC6-4	4 1 2 0 0 0 3													
Lou Brock, L OBP: 0.386, SLG: 0.289 Jim Dwyer, L OBP: 0.263, SLG: 0.235 (1, 7) (7, 7)		0-0 G4-3-6			0-0 G3		4-0 2B 1B BB	0-0 E3 1B 1B		2 1 0 0 1 0 2 1 1 0 0 0 0 0													
Ken Reitz, R OBP: 0.364, SLG: 0.373 (1, 5)			0-0 L3 1B		0-0 5-3		0-0 1B 2B	0-0 FC1-6 1B 1B		4 2 3 2 0 0 1													
Mike Tyson, R OBP: 0.304, SLG: 0.372 (1, 4)			0-0 L3		4-0 IBB		0-0 SH1-4 1B	0-0 FC1-6 1B		3 0 2 3 1 0 1													
John Urrea, R (1, 1)			0-3 K		0-0 F3		0-0 SH1-4	0-0 F8		3 0 0 0 0 1 4													
<b>Inning Stats</b>	R: 0 E: 0 K: 0 S: 2	H: 0 LOB: 0 BB: 1 P: 6	R: 0 E: 0 K: 0 S: 3	H: 1 LOB: 0 BB: 0 P: 3	R: 0 E: 0 K: 1 S: 5	H: 1 LOB: 0 BB: 0 P: 5	R: 0 E: 1 K: 0 S: 4	H: 1 LOB: 1 BB: 0 P: 4	R: 0 E: 0 K: 0 S: 4	H: 1 LOB: 2 BB: 1 P: 8		R: 0 E: 0 K: 0 S: 3	H: 0 LOB: 0 BB: 0 P: 3	R: 4 E: 0 K: 2 S: 11	H: 3 LOB: 1 BB: 1 P: 15	R: 0 E: 0 K: 0 S: 3	H: 0 LOB: 0 BB: 0 P: 3	R: 3 E: 1 K: 0 S: 8	H: 4 LOB: 3 BB: 1 P: 12	1B: 9 2B: 3 3B: 0 HR: 0	SF: 0 SAC: 2 DP: 2 HBP: 0	WP: 1 PB: 0 SB: 0 CS: 1	PA: 41
<b>PITCHER</b>	IP WLS BF H R ER SO BB IBB HBP BLK WP HR S P ERA WHIP											<b>PITCHER</b>	IP WLS BF H R ER SO BB IBB HBP BLK WP HR S P ERA WHIP										
Hal Dues, R ERA: 5.4 (1, 1)	6.0 L 24 5 3 3 1 2 1 0 0 0 1 0 23 35 4.50 1.167																						
Bill Atkinson, R ERA: 1.5 (7, 1)	2.0 8 2 1 1 2 0 0 0 0 0 0 0 12 12 4.50 1.000																						
Fred Holdsworth, R ERA: (9, 1)	1.0 9 4 3 0 0 0 1 0 0 0 0 0 8 12 0.00 4.000																						

Batter	1	2	3	4	5	6	7	8	9	AB R H RBI BB SO LOB	BOTTOM												
Warren Cromartie, L OBP: 0.229, SLG: 0.233 (1, 7)	0-0 1-3		0-0 1B		0-0 4-3			0-3 K		4 0 1 0 0 1 1	<b>St. Louis Cardinals @ Montreal Expos</b> Olympic Stadium, Montreal, QB Tue Apr 25 1978, 3:33 AM EST Att: 12,444 - Sunny												
Dave Cash, R OBP: 0.378, SLG: 0.517 (1, 4)	0-0 1-3 1B		0-0 F6		0-3 K		0-0 FC6-4 1B			4 0 2 0 0 1 2													
Andre Dawson, R OBP: 0.343, SLG: 0.441 (1, 8)	0-0 1-3			0-3 K		0-0 F9		0-0 FC6-4		4 0 0 0 0 1 2													
Gary Carter, R OBP: 0.364, SLG: 0.466 (1, 2)	0-0 6-3			0-0 E 2B		0-0 F3		0-0 1-3 E 4-3 1B		4 1 2 0 0 0 1													
Tony Perez, R OBP: 0.270, SLG: 0.259 (1, 3)		0-0 F8		0-3 K		0-3 K		0-0 E6 4-3 1B		4 1 0 0 0 2 2													
Ellis Valentine, R OBP: 0.348, SLG: 0.444 (1, 9)		0-0 6-3		0-0 E6 FC6-4			0-0 6-3	0-0 1-3		4 0 0 0 0 0 3													
Larry Parrish, R OBP: 0.340, SLG: 0.481 (1, 5)		0-0 2-3		0-0 FC6-4			0-3 K	0-0 4-3		4 0 0 1 0 1 3													
Chris Speier, R OBP: 0.386, SLG: 0.529 (1, 6)			0-3 K		0-0 4-3 PB 1B		0-3 K	0-0 1B		4 0 2 1 0 2 0													
Hal Dues, R OBP: 0.250, SLG: 0.250 Bill Atkinson, L (1, 1) (7, 1)			0-3 K		0-3 K			0-0 F3	0-0 F8	2 0 0 0 0 2 1 0 0 0 0 0 0 0													
Wayne Garrett, L OBP: 0.154, SLG: 0.083 Fred Holdsworth, R (9, 1) Del Unser, L OBP: 0.364, SLG: 0.310 (9, PH)				0-0 1-2						1 0 0 0 0 0 0 0 0 0 0 0 0 0 1 0 0 0 0 0 1													
<b>Inning Stats</b>	R: 0 E: 0 K: 0 S: 4	H: 1 LOB: 1 BB: 0 P: 4	R: 0 E: 0 K: 0 S: 3	H: 0 LOB: 0 BB: 0 P: 3	R: 0 E: 0 K: 2 S: 8	H: 1 LOB: 1 BB: 0 P: 8	R: 0 E: 1 K: 2 S: 9	H: 1 LOB: 2 BB: 0 P: 9	R: 0 E: 0 K: 2 S: 8	H: 1 LOB: 1 BB: 0 P: 8	R: 0 E: 0 K: 1 S: 5	H: 0 LOB: 0 BB: 0 P: 5	R: 0 E: 0 K: 2 S: 7	H: 0 LOB: 0 BB: 0 P: 7	R: 0 E: 0 K: 1 S: 6	H: 1 LOB: 1 BB: 0 P: 6	R: 2 E: 1 K: 0 S: 6	H: 2 LOB: 1 BB: 0 P: 6	1B: 6 2B: 1 3B: 0 HR: 0	SF: 0 SAC: 0 DP: 0 HBP: 0	WP: 0 PB: 1 SB: 0 CS: 0	PA: 36	
<b>PITCHER</b>	IP WLS BF H R ER SO BB IBB HBP BLK WP HR S P ERA WHIP											<b>PITCHER</b>	IP WLS BF H R ER SO BB IBB HBP BLK WP HR S P ERA WHIP										
John Urrea, R ERA: 4.95 (1, 1)	9.0 W 36 7 2 0 10 0 0 0 0 0 0 0 56 56 0.00 0.778																						

AB	35
R	7
H	11
RBI	7
BB	4
SO	3
LOB	18



AB	36
R	2
H	7
RBI	2
BB	0
SO	10
LOB	16





Batter	1	2	3	4	5	6	7	8	9	AB	R	H	RBI	BB	SO	LOB	TOP					
Lou Brock, L OBP: 0.408, SLG: 0.326 Jim Dwyer, L OBP: 0.300, SLG: 0.444	G3 1B		E S 1B	F3	4-3		FC4-6 1B		HR	5	1	3	0	0	0	3						
Gary Templeton, S OBP: 0.205, SLG: 0.259	G3		5-3	F8		1B 4-3	4-3		F3	6	1	1	0	0	0	4						
Keith Hernandez, L OBP: 0.456, SLG: 0.545	2B 1B		E9 BB		BB 1B	4-3 2B	FC4-6 1B		2B	6	3	4	2	0	0	2						
Ted Simmons, S OBP: 0.365, SLG: 0.484 Steve Swisher, R OBP: 0.333, SLG: 0.200	1B 2B		K		1B BB	4-3	1B		F8	3	1	1	2	1	1	3						
Jerry Morales, R OBP: 0.367, SLG: 0.443	K				1B 1B	HR	F3			4	1	2	2	1	1	3						
Ken Reitz, R OBP: 0.366, SLG: 0.422	P3		K		1B 1B	HR	F8			5	1	2	3	0	1	4						
Jerry Mumphy, S OBP: 0.225, SLG: 0.189			F8		F3		1-3 2H 1B		1-3 2B	5	0	1	0	0	1	0						
Mike Tyson, R OBP: 0.314, SLG: 0.383	F9				WP 3B	2B	6-3		P4	4	1	1	0	1	0	0						
John Denny, R OBP: 0.357, SLG: 0.462	5-3				WP 3B		4-3 FC4-6 1B		K	5	2	2	1	0	2	3						
<b>Inning Stats</b>	R: 2 E: 0 K: 1 S: 8	H: 3 LOB: 1 BB: 0 P: 8	R: 0 E: 0 K: 0 S: 3	H: 0 LOB: 0 BB: 0 P: 3	R: 0 E: 1 K: 2 S: 9	H: 1 LOB: 3 BB: 1 P: 13	R: 2 E: 0 K: 0 S: 5	H: 2 LOB: 0 BB: 0 P: 5	R: 2 E: 0 K: 1 S: 8	H: 4 LOB: 3 BB: 2 P: 16	R: 4 E: 0 K: 1 S: 9	H: 4 LOB: 0 BB: 0 P: 9	R: 1 E: 0 K: 0 S: 6	H: 3 LOB: 2 BB: 0 P: 6	R: 0 E: 0 K: 0 S: 3	H: 0 LOB: 0 BB: 0 P: 3	R: 1 E: 0 K: 1 S: 7	H: 2 LOB: 1 BB: 0 P: 7	1B: 12 2B: 4 3B: 1 HR: 2	SF: 0 SAC: 0 DP: 0 HBP: 0	WP: 2 PB: 0 SB: 1 CS: 0	PA: 49
<b>PITCHER</b>	IP WLS BF H R ER SO BB IBB HBP BLK WP HR S P ERA WHIP																					
Wayne Twitchell, R ERA: 5.31	(1, 1) 4.0 L 22 7 6 6 3 2 0 0 0 0 2 0 26 34 13.50 2.250																					
Bill Atkinson, R ERA: 1.29	(5, 1) 1.0 6 3 0 0 1 0 1 0 0 0 0 0 7 11 0.00 3.000																					
Fred Holdsworth, R ERA: 9.0	(6, 1) 1.0 7 4 4 4 1 0 0 0 0 0 0 1 9 9 36.00 4.000																					
Darold Knowles, L ERA: 3.52	(7, 1) 2.0 9 3 1 1 0 0 0 0 0 0 0 0 9 9 4.50 1.500																					
Stan Bahnsen, R ERA: 4.39	(9, 1) 1.0 5 2 1 1 1 0 0 0 0 0 0 1 7 7 9.00 2.000																					
<b>Batter</b>	<b>1</b>	<b>2</b>	<b>3</b>	<b>4</b>	<b>5</b>	<b>6</b>	<b>7</b>	<b>8</b>	<b>9</b>	<b>AB</b>	<b>R</b>	<b>H</b>	<b>RBI</b>	<b>BB</b>	<b>SO</b>	<b>LOB</b>	<b>BOTTOM</b>					
Warren Cromartie, L OBP: 0.264, SLG: 0.333	BB 1B		F8					1B 2B	G4-6-3	5	1	3	0	0	0	2						
Dave Cash, R OBP: 0.371, SLG: 0.500	K		1-3		1-3			WP 1B		4	1	1	1	0	1	2						
Andre Dawson, R OBP: 0.352, SLG: 0.435	FC5-4 BB			6-3 BB		K		K		3	0	1	0	1	2	1						
Gary Carter, R OBP: 0.348, SLG: 0.443 Stan Papi, R	F7			F7		5-3		6-3		3	0	0	0	0	0	3						
Tony Perez, R OBP: 0.273, SLG: 0.250 Darold Knowles, L OBP: 1.000, SLG: 1.000 Wayne Garrett, L OBP: 0.214, SLG: 0.154 Stan Bahnsen, R	FC5-4			6-3 BB		5-3		FC4-5 1B		2	0	0	0	1	0	2						
Ellis Valentine, R OBP: 0.340, SLG: 0.429				6-3				F8	FC4-5	4	0	1	0	0	0	3						
Larry Parrish, R OBP: 0.333, SLG: 0.464	G6-4-3			F9				6-3		4	0	1	0	0	0	3						
Chris Speier, R OBP: 0.367, SLG: 0.500 Bob Reece, R	6-3				6-3			E8	P4	3	0	0	0	0	0	0						
Wayne Twitchell, R Bill Atkinson, L Jerry White, S Fred Holdsworth, R Del Unser, L OBP: 0.371, SLG: 0.323			K		1-3			K	G4-6-3 1B	1	0	0	0	0	1	0						
<b>Inning Stats</b>	R: 0 E: 0 K: 1 S: 6	H: 1 LOB: 2 BB: 1 P: 10	R: 0 E: 0 K: 0 S: 3	H: 1 LOB: 0 BB: 0 P: 3	R: 0 E: 0 K: 1 S: 5	H: 0 LOB: 0 BB: 0 P: 5	R: 0 E: 0 K: 0 S: 4	H: 1 LOB: 2 BB: 1 P: 8	R: 0 E: 0 K: 0 S: 4	H: 1 LOB: 1 BB: 0 P: 4	R: 0 E: 0 K: 1 S: 5	H: 0 LOB: 0 BB: 0 P: 5	R: 0 E: 1 K: 1 S: 6	H: 0 LOB: 1 BB: 0 P: 6	R: 2 E: 0 K: 1 S: 8	H: 3 LOB: 1 BB: 0 P: 8	R: 0 E: 0 K: 0 S: 4	H: 2 LOB: 1 BB: 0 P: 4	1B: 7 2B: 1 3B: 1 HR: 0	SF: 0 SAC: 0 DP: 2 HBP: 0	WP: 1 PB: 0 SB: 0 CS: 0	PA: 37
<b>PITCHER</b>	IP WLS BF H R ER SO BB IBB HBP BLK WP HR S P ERA WHIP																					
John Denny, R ERA: 2.45	(1, 1) 9.0 W 37 9 2 2 5 2 0 0 0 0 1 0 45 53 2.00 1.222																					

St. Louis Cardinals @ Montreal Expos  
Olympic Stadium, Montreal, QB  
Wed Apr 26 1978, 3:33 AM EST  
Att: 10,999 - Sunny

AB 46  
R 12  
H 19  
RBI 11  
BB 3  
SO 6  
LOB 23



St. Louis Cardinals @ Montreal Expos  
Olympic Stadium, Montreal, QB  
Wed Apr 26 1978, 3:33 AM EST  
Att: 10,999 - Sunny

AB 35  
R 2  
H 9  
RBI 2  
BB 2  
SO 5  
LOB 19





Batter	1	2	3	4	5	6	7	8	9	AB	R	H	RBI	BB	SO	LOB	TOP
Warren Cromartie, L OBP: 0.298, SLG: 0.340 Sam Mejias, R	4-0 BB 1B HBP BB		4-0 1B 2B BB		0-0 SH2-3 1B BLK 1B	0-3 K			0-0 P6	2 3 1 0 2 1 0 1 0 0 0 0 0 0							
Dave Cash, R OBP: 0.392, SLG: 0.515 Del Unser, L OBP: 0.371, SLG: 0.323	0-0 HBP BB G4-6-3 1B		0-0 1-3 1B		0-0 SH2-3 BLK 1B		0-0 F9			4 2 3 0 0 0 0 0 0 0 0 0 0 0							
Andre Dawson, R OBP: 0.351, SLG: 0.422	4-0 G4-6-3 HBP 1-2 2-3 BB		0-0 1-3		0-0 SH2-3		0-3 K			2 0 0 0 1 1 1							
Gary Carter, R OBP: 0.356, SLG: 0.429	1-0 G4-6-3 1-2 2-3 3-H HBP		4-0 2B BB		0-0 F5		0-0 L7			2 1 0 1 1 0 0							
Tony Perez, R OBP: 0.286, SLG: 0.281 Pepe Frias, R OBP: 1.000, SLG: 2.000	0-0 G4-6-3		0-0 1-3 2B		0-0 1B		0-3 K			4 0 2 2 0 1 2 0 0 0 0 0 0 0							
Ellis Valentine, R OBP: 0.333, SLG: 0.415	0-0 6-3		0-0 6-3		0-0 1B		0-0 P4			4 0 1 0 0 0 2							
Larry Parrish, R OBP: 0.328, SLG: 0.467		0-0 F8		0-0 9-5-4 2B		0-0 F7		0-0 L8		4 0 1 0 0 0 2							
Chris Speier, R OBP: 0.344, SLG: 0.466		0-0 6-3		0-0 9-5-4		0-0 P5		0-0 L9		4 0 0 0 0 0 1							
Ross Grimsley, L OBP: 0.200, SLG: 0.077		0-0 F8		0-0 4-3		0-3 K		0-0 F7		4 0 0 0 0 1 0							
<b>Inning Stats</b>	R: 2 H: 1 E: 0 LOB: 1 K: 0 BB: 2 S: 3 P: 12	R: 0 H: 0 E: 0 LOB: 0 K: 0 BB: 0 S: 3 P: 3	R: 2 H: 2 E: 0 LOB: 1 K: 0 BB: 2 S: 4 P: 12	R: 0 H: 1 E: 0 LOB: 0 K: 0 BB: 0 S: 3 P: 3	R: 2 H: 4 E: 0 LOB: 2 K: 0 BB: 0 S: 7 P: 7	R: 0 H: 0 E: 0 LOB: 0 K: 2 BB: 0 S: 7 P: 7	R: 0 H: 0 E: 0 LOB: 0 K: 1 BB: 0 S: 5 P: 5	R: 0 H: 0 E: 0 LOB: 0 K: 1 BB: 0 S: 5 P: 5	R: 0 H: 0 E: 0 LOB: 0 K: 0 BB: 0 S: 3 P: 3	1B: 6 SF: 0 2B: 3 SAC: 1 3B: 0 DP: 2 HR: 0 HBP: 1	WP: 0 PA: 37 PB: 0 SB: 0 CS: 0						
<b>PITCHER</b>	IP WLS BF H R ER SO BB IBB HBP BLK WP HR S P ERA WHIP																
Joe Niekro, R ERA: 7.5	3.0 L 15 3 4 4 0 4 0 0 1 0 0 0 10 27 12.00 2.3333																
Tom Dixon, R ERA: 4.7	2.0 10 5 2 2 0 0 0 0 0 1 0 0 10 10 9.00 2.5000																
Floyd Bannister, L ERA: 3.78	2.0 6 0 0 0 3 0 0 0 0 0 0 0 12 12 0.00 0.0000																
Gene Pentz, R ERA: 5.79	2.0 6 0 0 0 1 0 0 0 0 0 0 0 8 8 0.00 0.0000																

Montreal Expos @ Houston Astros  
Astrodome, Houston, TX  
Fri Apr 28 1978, 7:05 PM EST  
Att: 11,474 - Unknown

AB	31
R	6
H	8
RBI	3
BB	4
SO	4
LOB	8



Batter	1	2	3	4	5	6	7	8	9	AB	R	H	RBI	BB	SO	LOB	BOTTOM
Terry Puhl, L OBP: 0.341, SLG: 0.361	0-0 FC5-4 1B		0-0 5-3		0-0 L8		0-0 G4-6-3 1-3 2-H 1B			4 0 2 1 0 0 1							
Enos Cabell, R OBP: 0.281, SLG: 0.352	0-0 F7		0-0 F8		0-0 1-2 1B		0-0 G4-6-3 1-2			4 0 1 0 0 0 3							
Cesar Cedeno, R OBP: 0.313, SLG: 0.351	0-0 FC5-4 1-2 BB		0-0 1-3		0-0 P6		0-0 F8			4 0 0 0 0 0 3							
Bob Watson, R OBP: 0.369, SLG: 0.479	4-0 1-2 BB		0-0 4-3		0-0 F8		0-3 K			3 0 0 0 1 1 0							
Art Howe, R OBP: 0.367, SLG: 0.534	0-0 F2		0-0 3B 1B		0-0 5-3		0-0 4-3			4 1 1 0 0 0 2							
Wilbur Howard, S OBP: 0.381, SLG: 0.600		0-0 4-3		0-0 1-H 3B		0-0 F9		0-0 HR		4 1 2 2 0 0 0							
Joe Ferguson, R OBP: 0.297, SLG: 0.469		0-0 G6-4-3 1B		0-0 6-3		0-0 F7		0-0 F7		4 0 1 0 0 0 1							
Roger Metzger, S OBP: 0.284, SLG: 0.283 Floyd Bannister, L		0-0 G6-4-3		0-0 F9		0-0 E4 1B		0-0 F8		2 0 0 0 0 0 1 0 0 0 0 0 0 0							
Denny Walling, L OBP: 0.300, SLG: 0.300 Gene Pentz, R		1-2		0-0 1B		0-0 1B		0-0 1B		1 1 0 0 0 0 0 0 0 0 0 0 0 0							
Jesus Alou, R OBP: 0.600, SLG: 0.600				0-0 F4		0-0 1B		0-0 P1		1 0 0 0 0 0 0 0 0 0 0 0 0 0							
Joe Niekro, R OBP: 0.286, SLG: 0.286 Julio Gonzalez, R Tom Dixon, R Jimmy Sexton, R				0-0 1-2 1B		0-0 1B		0-0 1B		3 0 2 0 0 0 0							
<b>Inning Stats</b>	R: 0 H: 1 E: 0 LOB: 2 K: 0 BB: 1 S: 4 P: 8	R: 0 H: 1 E: 0 LOB: 0 K: 0 BB: 0 S: 3 P: 3	R: 0 H: 0 E: 0 LOB: 0 K: 0 BB: 0 S: 3 P: 3	R: 1 H: 2 E: 0 LOB: 1 K: 0 BB: 0 S: 5 P: 5	R: 0 H: 2 E: 0 LOB: 2 K: 0 BB: 0 S: 5 P: 5	R: 0 H: 0 E: 0 LOB: 0 K: 0 BB: 0 S: 3 P: 3	R: 1 H: 2 E: 1 LOB: 1 K: 0 BB: 0 S: 5 P: 5	R: 0 H: 0 E: 0 LOB: 0 K: 1 BB: 0 S: 5 P: 5	R: 0 H: 1 E: 0 LOB: 0 K: 0 BB: 0 S: 4 P: 4	1B: 7 SF: 0 2B: 0 SAC: 0 3B: 1 DP: 2 HR: 1 HBP: 0	WP: 0 PA: 36 PB: 0 SB: 0 CS: 0						
<b>PITCHER</b>	IP WLS BF H R ER SO BB IBB HBP BLK WP HR S P ERA WHIP																
Ross Grimsley, L ERA: 1.53	9.0 W 36 9 3 2 1 1 0 0 0 0 0 1 37 41 2.00 1.111																

Montreal Expos @ Houston Astros  
Astrodome, Houston, TX  
Fri Apr 28 1978, 7:05 PM EST  
Att: 11,474 - Unknown

AB	35
R	3
H	9
RBI	3
BB	1
SO	1
LOB	11





Batter	1	2	3	4	5	6	7	8	9	AB	R	H	RBI	BB	SO	LOB	TOP					
Warren Cromartie, L (1,7) X OBP: 0.295, SLG: 0.321	0-0 4-3		4-0 BB			0-0 G3		0-0 F8		3	0	0	0	1	0	0	<b>Montreal Expos @ Houston Astros</b> Astrodome, Houston, TX Sat Apr 29 1978, 7:05 PM EST Att: 46,215 - Unknown					
Dave Cash, R (1,4) X OBP: 0.397, SLG: 0.521	0-0 6-3		0-0 5-3			0-0 1B 2B		4-0 BB		3	1	1	0	1	0	1						
Andre Dawson, R (1,8) X OBP: 0.346, SLG: 0.412	0-0 F9			0-0 F9		0-0 BLK 1B 2H		0-3 K		4	0	1	1	0	1	1						
Gary Carter, R (1,2) X OBP: 0.338, SLG: 0.403		0-0 F6		0-3 K		0-0 P2 1-2			0-0 5-3	4	0	0	0	0	1	1						
Tony Perez, R (1,3) X OBP: 0.284, SLG: 0.269		4-0 BB		0-0 4-3		0-3 K			0-0 F9	3	0	0	0	1	1	1						
Ellis Valentine, R (1,9) X OBP: 0.326, SLG: 0.404		0-0 F4			0-0 5-3				0-0 6-3	4	0	1	0	0	0	1						
Larry Parrish, R (1,5) X OBP: 0.308, SLG: 0.438		0-0 5-3			0-0 1-3				0-0 F8	4	0	0	0	0	1	2						
Chris Speier, R (1,6) X OBP: 0.343, SLG: 0.450			0-0 F8		4-0 BB				0-0 4-3	2	0	0	0	1	0	0						
Steve Rogers, R (1,1) X OBP: 0.250, SLG: 0.182			0-3 K		0-0 G3				0-0 4-1	2	0	0	0	0	1	1						
Wayne Garrett, L (8, PH) X OBP: 0.200, SLG: 0.143										1	0	0	0	0	0	0						
Stan Bahnsen, R (8, 1) X OBP: 0.200, SLG: 0.143										0	0	0	0	0	0	0						
<b>Inning Stats</b>	R: 0 E: 0 K: 0 S: 3	H: 0 LOB: 0 BB: 0 P: 3	R: 0 E: 0 K: 0 S: 3	H: 0 LOB: 1 BB: 1 P: 7	R: 0 E: 0 K: 1 S: 5	H: 0 LOB: 0 BB: 1 P: 9	R: 0 E: 0 K: 1 S: 5	H: 0 LOB: 0 BB: 0 P: 5	R: 0 E: 0 K: 0 S: 3	H: 0 LOB: 0 BB: 0 P: 7	R: 1 E: 0 K: 1 S: 7	H: 2 LOB: 1 BB: 0 P: 7	R: 0 E: 0 K: 0 S: 3	H: 0 LOB: 0 BB: 0 P: 3	R: 0 E: 0 K: 1 S: 5	H: 0 LOB: 1 BB: 1 P: 9	R: 0 E: 0 K: 1 S: 6	H: 1 LOB: 1 BB: 0 P: 6	1B: 2 2B: 1 3B: 0 HR: 0	SF: 0 SAC: 0 DP: 0 HBP: 0	WP: 0 PB: 0 SB: 0 CS: 0	PA: 34
<b>PITCHER</b> Joaquin Andujar, R (1,1) ERA: 2.86	IP: 9.0 WLS: W BF: 34 H: 3 R: 1 ER: 1 SO: 5 BB: 4 IBB: 0 HBP: 0 BLK: 1 WP: 0 HR: 0 S: 40 P: 56 ERA: 1.00 WHIP: 0.778																					

AB	30
R	1
H	3
RBI	1
BB	4
SO	5
LOB	8



Batter	1	2	3	4	5	6	7	8	9	AB	R	H	RBI	BB	SO	LOB	BOTTOM			
Terry Puhl, L (1,7) X OBP: 0.326, SLG: 0.345	0-0 F6	0-0 L9			0-0 F9		0-0 1-3			4	0	0	0	0	0	2	<b>Montreal Expos @ Houston Astros</b> Astrodome, Houston, TX Sat Apr 29 1978, 7:05 PM EST Att: 46,215 - Unknown			
Enos Cabell, R (1,5) X OBP: 0.301, SLG: 0.363	0-0 6-4-3 HR 1B		0-0 1-3		0-0 6-3 1B			4-0 BB		3	1	2	0	1	0	0				
Cesar Cedeno, R (1,8) X OBP: 0.310, SLG: 0.346	0-0 6-4-3 1-2		0-0 6-3 2B 1B		0-0 G6-3 1-2			0-3 K		4	1	1	0	0	1	3				
Bob Watson, R (1,3) X OBP: 0.364, SLG: 0.507	0-0 2H HR		0-0 6-3		0-0 6-3		0-0 5-3		0-0 F9	4	1	1	2	0	0	2				
Jose Cruz, L (1,9) X OBP: 0.369, SLG: 0.355	0-0 G3		0-0 2B		0-0 4-3			0-3 K		4	0	1	1	0	1	1				
Art Howe, R (1,4) X OBP: 0.378, SLG: 0.553		0-0 1B 1B		0-0 5-3		0-0 2B			0-0 4-1	3	0	2	0	0	0	1				
Ed Herrmann, L (1,2) X OBP: 0.167, SLG: 0.167		0-0 1-3 1B		0-0 3-1		0-0 4-1				3	0	1	0	0	0	1				
Jimmy Sexton, R (1,6) X OBP: 0.375, SLG: 0.286		0-0 P1		0-0 6-3			0-0 6-3			3	0	0	0	0	0	2				
Joaquin Andujar, S (1,1) X OBP: 0.200, SLG: 0.111		0-3 K		0-3 K			0-0 F8			3	0	0	0	0	2	2				
<b>Inning Stats</b>	R: 2 E: 0 K: 0 S: 5	H: 2 LOB: 0 BB: 0 P: 5	R: 0 E: 0 K: 1 S: 7	H: 2 LOB: 2 BB: 0 P: 7	R: 1 E: 0 K: 0 S: 5	H: 2 LOB: 1 BB: 0 P: 5	R: 0 E: 0 K: 1 S: 5	H: 0 LOB: 0 BB: 0 P: 5	R: 0 E: 0 K: 0 S: 3	H: 1 LOB: 0 BB: 0 P: 3	R: 0 E: 0 K: 0 S: 4	H: 1 LOB: 1 BB: 0 P: 4	R: 0 E: 0 K: 0 S: 3	H: 0 LOB: 0 BB: 0 P: 3	R: 0 E: 0 K: 2 S: 7	H: 0 LOB: 1 BB: 1 P: 11		1B: 5 2B: 2 3B: 0 HR: 1	SF: 0 SAC: 0 DP: 1 HBP: 0	WP: 0 PB: 0 SB: 0 CS: 0
<b>PITCHER</b> Steve Rogers, R (1,1) ERA: 3.55	IP: 7.0 WLS: L BF: 28 H: 8 R: 3 ER: 3 SO: 2 BB: 0 IBB: 3 HBP: 3 BLK: 2 WP: 0 HR: 1 S: 32 P: 32 ERA: 3.86 WHIP: 1.143																			
<b>PITCHER</b> Stan Bahnsen, R (8, 1) ERA: 4.05	IP: 1.0 WLS: L BF: 4 H: 0 R: 0 ER: 0 SO: 2 BB: 1 IBB: 0 HBP: 0 BLK: 0 WP: 0 HR: 0 S: 7 P: 11 ERA: 0.00 WHIP: 1.000																			

AB	31
R	3
H	8
RBI	3
BB	1
SO	4
LOB	14






Batter	1	2	3	4	5	6	7	8	9	AB	R	H	RBI	BB	SO	LOB	TOP			
Warren Cromartie, L (1,7) Del Unser, L (8,3) OBP: 0.277, SLG: 0.298 OBP: 0.371, SLG: 0.323	4-3		F8		F8			4-3		4	0	0	0	0	0	0				
Dave Cash, R (1,4) Pepe Frias, R (8,4) OBP: 0.390, SLG: 0.507 OBP: 1.000, SLG: 2.000	L3			P4		F8		F8		4	0	1	0	0	0	0				
Andre Dawson, R (1,8) OBP: 0.341, SLG: 0.444	K			HR		P2		G3		4	1	1	1	0	1	1				
Gary Carter, R (1,2) OBP: 0.333, SLG: 0.394		BLK		P6		1-3		E5		4	0	1	0	0	0	1				
Tony Perez, R (1,3) Sam Mejias, R (8,7) OBP: 0.282, SLG: 0.257	F8			1B				L7		3	0	0	0	1	0	3				
Ellis Valentine, R (1,9) OBP: 0.339, SLG: 0.410	F8			BB				WP		4	1	2	0	0	0	1				
Larry Parrish, R (1,5) OBP: 0.290, SLG: 0.412	4-3			1B		F8		F8		4	0	0	0	0	1	4				
Chris Speier, R (1,6) OBP: 0.338, SLG: 0.438			F8		4-3			6-3		4	0	1	1	0	0	0				
Rudy May, L (1,1) Stan Bahnsen, R (9,1) OBP: 0.250, SLG: 0.273	K			4-3		4-3		4-3		3	0	0	0	0	1	1				
<b>Inning Stats</b>	R: 0 E: 0 K: 1 S: 5	H: 0 LOB: 0 BB: 0 P: 5	R: 0 E: 0 K: 0 S: 4	H: 1 LOB: 1 BB: 0 P: 4	R: 0 E: 0 K: 1 S: 5	H: 0 LOB: 0 BB: 0 P: 5	R: 1 E: 0 K: 0 S: 7	H: 2 LOB: 2 BB: 1 P: 11	R: 0 E: 0 K: 0 S: 3	H: 0 LOB: 0 BB: 0 P: 3	R: 1 E: 0 K: 0 S: 5	H: 2 LOB: 1 BB: 0 P: 5	R: 0 E: 1 K: 0 S: 5	H: 1 LOB: 2 BB: 0 P: 5	R: 0 E: 0 K: 0 S: 3	H: 0 LOB: 0 BB: 0 P: 3	1B: 5 2B: 0 3B: 0 HR: 1	SF: 0 SAC: 0 DP: 0 HBP: 0	WP: 1 PB: 0 SB: 0 CS: 0	PA: 35
<b>PITCHER</b>	IP	WLS	BF	H	R	ER	SO	BB	IBB	HBP	BLK	WP	HR	S	P	ERA	WHIP			
Mark Lemongello, R (1,1) ERA: 3.65	8.0	L	32	6	2	2	3	1	0	0	1	1	1	37	41	2.25	0.875			
Ken Forsch, R (9,1) ERA: 3.65	1.0		3	0	0	0	0	0	0	0	0	0	0	3	3	0.00	0.000			

**Montreal Expos @ Houston Astros**  
Astrodome, Houston, TX  
Sun Apr 30 1978, 4:33 AM EDT  
Att: 11,515 - Unknown


AB 34  
R 2  
H 6  
RBI 2  
BB 1  
SO 3  
LOB 11



Batter	1	2	3	4	5	6	7	8	9	AB	R	H	RBI	BB	SO	LOB	BOTTOM			
Wilbur Howard, S (1,9) OBP: 0.360, SLG: 0.542	S		P5		1-3			E5		4	0	1	0	0	0	1				
Enos Cabell, R (1,5) OBP: 0.299, SLG: 0.358	E		E6			6-3		FC6-4		4	0	1	0	0	0	1				
Cesar Cedeno, R (1,8) OBP: 0.318, SLG: 0.390	E6		L7					G3-6-3		4	1	2	1	0	0	2				
Bob Watson, R (1,3) Dave Bergman, L (9,PR) OBP: 0.359, SLG: 0.487	G6-4-3			P3		G3-6-3		G3-6-3		3	0	0	0	1	0	3				
Jesus Alou, R (1,7) OBP: 0.375, SLG: 0.375			F9		4-3			F9		3	0	0	0	0	0	0				
Art Howe, R (1,4) OBP: 0.360, SLG: 0.525	P3			6-3				5-3		4	0	0	0	0	0	2				
Joe Ferguson, R (1,2) OBP: 0.308, SLG: 0.463								5-3		3	0	1	0	1	0	2				
Jimmy Sexton, R (1,6) OBP: 0.273, SLG: 0.200	L8							L8		3	0	0	0	0	0	2				
Mark Lemongello, R (1,1) Julio Gonzalez, R (8,PH) Ken Forsch, R (9,1) OBP: 0.250, SLG: 0.286			P3		SH1-4			F8		1	0	0	0	0	0	0				
<b>Inning Stats</b>	R: 0 E: 1 K: 0 S: 4	H: 2 LOB: 1 BB: 0 P: 4	R: 0 E: 0 K: 0 S: 4	H: 1 LOB: 1 BB: 0 P: 4	R: 0 E: 1 K: 0 S: 4	H: 0 LOB: 1 BB: 0 P: 4	R: 0 E: 0 K: 0 S: 3	H: 0 LOB: 0 BB: 0 P: 3	R: 0 E: 0 K: 0 S: 3	H: 1 LOB: 0 BB: 0 P: 3	R: 0 E: 0 K: 0 S: 3	H: 0 LOB: 0 BB: 0 P: 3	R: 0 E: 1 K: 0 S: 4	H: 0 LOB: 1 BB: 0 P: 4	R: 1 E: 0 K: 0 S: 4	H: 1 LOB: 2 BB: 1 P: 8	1B: 4 2B: 0 3B: 0 HR: 1	SF: 0 SAC: 2 DP: 2 HBP: 0	WP: 0 PB: 0 SB: 1 CS: 0	PA: 34
<b>PITCHER</b>	IP	WLS	BF	H	R	ER	SO	BB	IBB	HBP	BLK	WP	HR	S	P	ERA	WHIP			
Rudy May, L (1,1) ERA: 2.82	8.1	W	32	5	1	1	0	2	0	0	0	0	0	30	38	1.08	0.840			
Stan Bahnsen, R (9,1) ERA: 3.66	0.2	S	2	0	0	0	0	0	0	0	0	0	0	2	2	0.00	0.000			

**Montreal Expos @ Houston Astros**  
Astrodome, Houston, TX  
Sun Apr 30 1978, 4:33 AM EDT  
Att: 11,515 - Unknown

AB 30  
R 1  
H 5  
RBI 1  
BB 2  
SO 0  
LOB 13





Batter	1	2	3	4	5	6	7	8	9	AB	R	H	RBI	BB	SO	LOB	TOP					
Wilbur Howard, S OBP: 0.300, SLG: 0.448	L9		F5		F8		F4		4-3	5	0	0	0	0	0	0						
Enos Cabell, R OBP: 0.314, SLG: 0.351	L6-3 BB		HR BB		G5-4-3 BB		F9		L5	2	1	0	0	3	0	0						
Cesar Cedeno, R OBP: 0.333, SLG: 0.460	L6-3		HR		G5-4-3		1B 2B		2B	5	2	3	2	0	0	2						
Bob Watson, R OBP: 0.361, SLG: 0.482		6-3	6-3				1B BB		5-3	5	0	2	1	0	0	1						
Joe Ferguson, R OBP: 0.317, SLG: 0.457					F4		1B BB			3	0	1	0	1	1	1						
Jose Cruz, L OBP: 0.375, SLG: 0.375							F4			4	0	2	0	0	0	3						
Gene Pentz, R (8, 1)		P2			1B				4-3 2B	0	0	0	0	0	0	0						
Jimmy Sexton, R OBP: 0.333, SLG: 0.286					F9		1-2 2-3 1B		1-3	4	0	2	0	0	0	2						
Julio Gonzalez, R OBP: 0.125, SLG: 0.125							F9		4-3	4	0	1	0	0	0	6						
J.R. Richard, R OBP: 0.083, SLG: 0.083										1	0	0	0	0	1	0						
Jesus Alvar, R OBP: 0.333, SLG: 0.333										1	0	0	0	0	2	0						
Tom Dixon, R (4, 1)										0	0	0	0	0	0	0						
Art Howe, R OBP: 0.500, SLG: 0.519										1	0	0	0	0	3	0						
Ken Forsch, R (8, 1)										0	0	0	0	0	0	0						
Denny Walling, L OBP: 0.273, SLG: 0.273										1	0	0	0	0	1	1						
<b>Inning Stats</b>	R: 0 E: 0 K: 0 S: 2	H: 0 LOB: 0 BB: 1 P: 6	R: 0 E: 0 K: 0 S: 5	H: 2 LOB: 2 BB: 0 P: 5	R: 2 E: 0 K: 1 S: 6	H: 1 LOB: 0 BB: 1 P: 10	R: 0 E: 0 K: 0 S: 5	H: 2 LOB: 2 BB: 0 P: 5	R: 0 E: 0 K: 0 S: 2	H: 0 LOB: 0 BB: 1 P: 6	R: 0 E: 0 K: 0 S: 5	H: 2 LOB: 3 BB: 1 P: 9	R: 1 E: 0 K: 1 S: 7	H: 2 LOB: 1 BB: 0 P: 7	R: 0 E: 0 K: 1 S: 6	H: 1 LOB: 1 BB: 0 P: 6	R: 0 E: 0 K: 0 S: 4	H: 1 LOB: 1 BB: 0 P: 4	1B: 7 2B: 4 3B: 0 HR: 1	SF: 0 SAC: 0 DP: 2 HBP: 0	WP: 0 PB: 0 SB: 0 CS: 0	PA: 40
<b>PITCHER</b> Ross Grimsley, L ERA: 1.83	IP: 9.0 WLS: W BF: 40 H: 11 R: 3 ER: 3 SO: 3 BB: 4 IBB: 0 HBP: 0 BLK: 0 WP: 0 HR: 1 S: 42 P: 58 ERA: 3.00 WHIP: 1.667															<b>PITCHER</b>	IP: 9.0 WLS: W BF: 40 H: 11 R: 3 ER: 3 SO: 3 BB: 4 IBB: 0 HBP: 0 BLK: 0 WP: 0 HR: 1 S: 42 P: 58 ERA: 3.00 WHIP: 1.667					

Houston Astros @ Montreal Expos  
Olympic Stadium, Montreal, QB  
Wed May 03 1978, 7:05 PM EDT  
Att: 5,229 - Unknown

AB	36
R	3
H	11
RBI	3
BB	4
SO	3
LOB	21



Batter	1	2	3	4	5	6	7	8	9	AB	R	H	RBI	BB	SO	LOB	BOTTOM			
Warren Cromartie, L OBP: 0.300, SLG: 0.311	2B SF8 BB		HR BB		1-3		F7		L9	4	3	2	0	1	0	0				
Sam Mejias, R (8, 7)										1	0	0	0	0	0	3				
Dave Cash, R OBP: 0.414, SLG: 0.519										2	2	1	0	3	0	0				
Pepe Frias, R OBP: 1.000, SLG: 2.000	SF8 1B		HR BB		F9		5-3 BB			0	0	0	0	0	0	0				
Andre Dawson, R OBP: 0.333, SLG: 0.461	SF8		K				5-3			4	1	1	1	0	1	5				
Gary Carter, R OBP: 0.349, SLG: 0.453	5-3		HR				2B			4	1	2	5	1	1	3				
Tony Perez, R OBP: 0.289, SLG: 0.267										5	1	2	1	0	1	3				
Jerry White, S (8, PR)										0	0	0	0	0	0	0				
Del Unser, L OBP: 0.371, SLG: 0.323	1B BLK		K		6-3					0	0	0	0	0	0	0				
Ellis Valentine, R OBP: 0.356, SLG: 0.406	BLK BB						F9		FC6-4 BB 1B	3	1	1	0	2	0	1				
Larry Parrish, R OBP: 0.297, SLG: 0.403	BLK BB						F9		1-4-3 BB 1B	4	0	1	0	1	2	4				
Chris Speier, R OBP: 0.355, SLG: 0.433										3	0	1	0	2	1	1				
Ross Grimsley, L OBP: 0.200, SLG: 0.111	F7		HR 1B		FC4-6		FC6-4		1-4-3	5	1	1	1	0	0	7				
<b>Inning Stats</b>	R: 3 E: 0 K: 0 S: 6	H: 3 LOB: 3 BB: 3 P: 18	R: 1 E: 1 K: 1 S: 6	H: 1 LOB: 3 BB: 3 P: 18	R: 4 E: 0 K: 2 S: 10	H: 3 LOB: 0 BB: 1 P: 14	R: 0 E: 0 K: 2 S: 7	H: 0 LOB: 1 BB: 1 P: 11	R: 1 E: 0 K: 0 S: 5	H: 2 LOB: 1 BB: 0 P: 5	R: 0 E: 0 K: 0 S: 4	H: 1 LOB: 1 BB: 0 P: 4	R: 0 E: 0 K: 1 S: 5	H: 0 LOB: 2 BB: 1 P: 9	R: 1 E: 0 K: 0 S: 5	H: 2 LOB: 3 BB: 1 P: 9	1B: 8 2B: 2 3B: 1 HR: 1	SF: 1 SAC: 0 DP: 0 HBP: 0	WP: 0 PB: 0 SB: 0 CS: 0	PA: 46
<b>PITCHER</b> J.R. Richard, R ERA: 5.73	IP: 3.0 WLS: L BF: 23 H: 7 R: 8 ER: 8 SO: 3 BB: 7 IBB: 0 HBP: 0 BLK: 1 WP: 0 HR: 1 S: 22 P: 50 ERA: 24.00 WHIP: 4.667															<b>PITCHER</b>	IP: 3.0 WLS: L BF: 23 H: 7 R: 8 ER: 8 SO: 3 BB: 7 IBB: 0 HBP: 0 BLK: 1 WP: 0 HR: 1 S: 22 P: 50 ERA: 24.00 WHIP: 4.667			
Tom Dixon, R ERA: 4.66	IP: 2.0 WLS: 9 BF: 2 H: 1 R: 1 ER: 1 SO: 2 BB: 1 IBB: 0 HBP: 0 BLK: 0 WP: 0 HR: 0 S: 12 P: 16 ERA: 4.50 WHIP: 1.500															<b>PITCHER</b>	IP: 2.0 WLS: 9 BF: 2 H: 1 R: 1 ER: 1 SO: 2 BB: 1 IBB: 0 HBP: 0 BLK: 0 WP: 0 HR: 0 S: 12 P: 16 ERA: 4.50 WHIP: 1.500			
Ken Forsch, R ERA: 3.14	IP: 2.0 WLS: 8 BF: 1 H: 0 R: 0 ER: 0 SO: 1 BB: 1 IBB: 0 HBP: 0 BLK: 0 WP: 0 HR: 0 S: 9 P: 13 ERA: 0.00 WHIP: 1.000															<b>PITCHER</b>	IP: 2.0 WLS: 8 BF: 1 H: 0 R: 0 ER: 0 SO: 1 BB: 1 IBB: 0 HBP: 0 BLK: 0 WP: 0 HR: 0 S: 9 P: 13 ERA: 0.00 WHIP: 1.000			
Gene Pentz, R ERA: 6.0	IP: 1.0 WLS: 6 BF: 2 H: 1 R: 1 ER: 1 SO: 0 BB: 1 IBB: 0 HBP: 0 BLK: 0 WP: 0 HR: 0 S: 5 P: 9 ERA: 9.00 WHIP: 3.000															<b>PITCHER</b>	IP: 1.0 WLS: 6 BF: 2 H: 1 R: 1 ER: 1 SO: 0 BB: 1 IBB: 0 HBP: 0 BLK: 0 WP: 0 HR: 0 S: 5 P: 9 ERA: 9.00 WHIP: 3.000			

Houston Astros @ Montreal Expos  
Olympic Stadium, Montreal, QB  
Wed May 03 1978, 7:05 PM EDT  
Att: 5,229 - Unknown

AB	35
R	10
H	12
RBI	8
BB	10
SO	6
LOB	27





Batter	1	2	3	4	5	6	7	8	9	AB	R	H	RBI	BB	SO	LOB	TOP				
Warren Cromartie, L OBP: 0.284, SLG: 0.292 Pepe Frias, R OBP: 0.550, SLG: 1.000	0-0 4-3		0-0 F8		0-0 4-3		0-0 FC4-6 1B		0-0 3-1	4	0	0	0	0	0	1					
Dave Cash, R OBP: 0.407, SLG: 0.506 Sam Mejias, R (7.7)	0-0 L8		0-0 1-3		0-3 K		0-0 1-2 1B		0-3 K	4	0	1	0	0	1	0					
Andre Dawson, R OBP: 0.315, SLG: 0.432	0-3 K		0-3 K		0-0 1-3		0-0 3-1		0-0 3-1	5	0	0	0	0	2	2					
Gary Carter, R OBP: 0.356, SLG: 0.442		4-0 F9 1B BB		0-0 P6		4-0 FC5-4 BB		0-0 P3		2	1	0	0	2	0	0					
Tony Perez, R OBP: 0.287, SLG: 0.266 Del Unser, L OBP: 0.371, SLG: 0.323	0-0 1-2 1B		0-0 1-2 1B		0-0 5-3		0-0 FC5-4 1-2		0-3 K	4	0	1	0	0	1	1					
Ellis Valentine, R OBP: 0.365, SLG: 0.471	0-0 F9		0-0 F9		0-0 HR		0-0 F9		0-0 1B 2B	4	2	2	1	0	0	3					
Larry Parrish, R OBP: 0.308, SLG: 0.447	0-0 F9		0-0 F9		0-0 HR		0-3 K		0-0 2-H 1B	4	1	2	2	0	1	3					
Chris Speier, R OBP: 0.375, SLG: 0.443	0-0 1-2 3-H 1B		0-0 1-2 3-H 1B		0-0 1B		0-0 F8		4-0 1-2 BB	3	0	2	1	1	0	0					
Steve Rogers, R OBP: 0.250, SLG: 0.200	0-0 G3		0-0 G3		0-0 4-3		0-0 FC4-6 1B		0-0 4-3	4	0	1	0	0	0	5					
<b>Inning Stats</b>	R: 0 E: 0 K: 1 S: 5	H: 0 LOB: 0 BB: 0 P: 5	R: 1 E: 0 K: 0 S: 5	H: 2 LOB: 2 BB: 1 P: 9	R: 0 E: 0 K: 1 S: 5	H: 0 LOB: 0 BB: 0 P: 5	R: 2 E: 0 K: 0 S: 6	H: 3 LOB: 1 BB: 0 P: 6	R: 0 E: 0 K: 1 S: 5	H: 0 LOB: 1 BB: 1 P: 9	R: 0 E: 0 K: 0 S: 5	H: 2 LOB: 2 BB: 0 P: 5	R: 1 E: 0 K: 1 S: 7	H: 2 LOB: 2 BB: 1 P: 11	R: 0 E: 0 K: 1 S: 5	H: 0 LOB: 0 BB: 0 P: 5	1B: 6 2B: 1 3B: 0 HR: 2	SF: 0 SAC: 0 DP: 0 HBP: 0	WP: 0 PB: 0 CS: 0	PA: 39	
<b>PITCHER</b>	IP WLS BF H R ER SO BB IBB HBP BLK WP HR S P ERA WHIP	7.0 L 30 7 3 3 4 2 0 0 0 0 2 36 44 3.86 1.286	2.0 9 2 1 1 2 1 0 0 0 0 0 0 12 16 4.50 1.500																		

Montreal Expos @ Cincinnati Reds  
Riverfront Stadium, Cincinnati, OH  
Fri May 05 1978, 7:05 PM EDT  
Att: 37,823 - Unknown

AB	36
R	4
H	9
RBI	4
BB	3
SO	6
LOB	15



Batter	1	2	3	4	5	6	7	8	9	AB	R	H	RBI	BB	SO	LOB	BOTTOM					
Pete Rose, S OBP: 0.365, SLG: 0.495	0-0 E7		0-0 FC3-2 1B		0-0 1B		0-0 6-3			4	0	2	0	0	0	1						
Ken Griffey, L OBP: 0.380, SLG: 0.481	0-0 L7		0-0 FC3-2 1-2 3-H		0-0 L3		0-3 K			4	0	0	0	0	1	4						
Joe Morgan, L OBP: 0.392, SLG: 0.542	0-0 L9		0-0 K			0-0 2B		0-0 FC4-6 1B		4	0	2	0	0	1	3						
George Foster, R OBP: 0.378, SLG: 0.500	0-0 4-3			0-0 5-3		0-3 K		0-0 FC4-6 1-2 HR		4	1	0	0	0	1	3						
Dan Driessen, L OBP: 0.400, SLG: 0.516		0-3 K		0-0 F2		0-0 L7		0-0 1-H HR		4	1	1	2	0	1	1						
Johnny Bench, R OBP: 0.390, SLG: 0.563		0-3 K		0-0 HR		0-0 6-3		0-3 K		4	1	1	1	0	2	1						
Dave Concepcion, R OBP: 0.333, SLG: 0.354		0-3 K		0-0 5-3			0-0 6-3		0-0 F9	4	0	0	0	0	1	0						
Cesar Geronimo, L OBP: 0.400, SLG: 0.475			4-0 1B SH3-4 FC3-2 BB		0-3 K		4-0 FC5-4 BB		0-3 K	2	0	0	0	2	2	0						
Tom Hume, R Mike Lum, L Dale Murray, R Dave Collins, S	0-0 SH3-4		0-0 SH3-4		0-3 K		0-0 FC5-4 1-2		0-0 4-3	1	0	0	0	0	1	0						
<b>Inning Stats</b>	R: 0 E: 1 K: 0 S: 4	H: 0 LOB: 1 BB: 0 P: 4	R: 0 E: 0 K: 3 S: 9	H: 0 LOB: 0 BB: 0 P: 9	R: 0 E: 0 K: 1 S: 6	H: 1 LOB: 2 BB: 1 P: 10	R: 1 E: 0 K: 0 S: 4	H: 1 LOB: 0 BB: 0 P: 4	R: 0 E: 0 K: 2 S: 8	H: 1 LOB: 1 BB: 0 P: 8	R: 0 E: 0 K: 1 S: 6	H: 1 LOB: 1 BB: 0 P: 6	R: 0 E: 0 K: 0 S: 3	H: 0 LOB: 1 BB: 1 P: 7	R: 2 E: 0 K: 2 S: 9	H: 2 LOB: 0 BB: 0 P: 9	R: 0 E: 0 K: 1 S: 5	H: 0 LOB: 0 BB: 0 P: 5	1B: 3 2B: 1 3B: 0 HR: 2	SF: 0 SAC: 1 DP: 0 HBP: 0	WP: 0 PB: 0 CS: 0	PA: 36
<b>PITCHER</b>	IP WLS BF H R ER SO BB IBB HBP BLK WP HR S P ERA WHIP	9.0 W 36 6 3 3 10 2 0 0 0 0 2 54 62 3.00 0.889																				

Montreal Expos @ Cincinnati Reds  
Riverfront Stadium, Cincinnati, OH  
Fri May 05 1978, 7:05 PM EDT  
Att: 37,823 - Unknown

AB	33
R	3
H	6
RBI	3
BB	2
SO	10
LOB	14





Batter	1	2	3	4	5	6	7	8	9	AB	R	H	RBI	BB	SO	LOB	TOP				
Warren Cromartie, L OBP: 0.295, SLG: 0.304 (1, 7)										4	0	2	0	0	1	1	<b>Montreal Expos @ Cincinnati Reds</b> Riverfront Stadium, Cincinnati, OH Sat May 06 1978, 3:33 AM EDT Att: 50,142 - Unknown				
Dave Cash, R OBP: 0.400, SLG: 0.494 (1, 4)										4	0	1	0	0	0	3					
Andre Dawson, R OBP: 0.323, SLG: 0.435 (1, 8)										4	0	2	0	0	0	0					
Gary Carter, R OBP: 0.340, SLG: 0.420 (1, 2)										4	0	0	0	0	1	4					
Tony Perez, R OBP: 0.275, SLG: 0.253 (1, 3)										4	0	0	0	0	1	2					
Ellis Valentine, R OBP: 0.360, SLG: 0.458 (1, 9)										4	1	1	0	0	1	0					
Larry Parrish, R OBP: 0.329, SLG: 0.494 (1, 5)										3	1	2	2	1	0	0					
Stan Papi, R OBP: 0.125, SLG: 0.250 (1, 6)										4	0	1	0	0	1	2					
Rudy May, L ERA: 3.26, SLG: 0.273 (3, PH)										0	0	0	0	0	0	0					
Jerry White, S (3, PH)										1	0	0	0	0	0	0					
Fred Holdsworth, R (3, PH)										0	0	0	0	0	0	0					
Wayne Garrett, L OBP: 0.185, SLG: 0.133 (5, PH)										1	0	0	0	0	0	1					
Bill Atkinson, L (5, PH)										0	0	0	0	0	0	0					
Del Unser, L OBP: 0.307, SLG: 0.313 (7, PH)										1	0	0	0	0	0	1					
Darold Knowles, L OBP: 1.000, SLG: 1.000 (7, PH)										0	0	0	0	0	0	0					
<b>Inning Stats</b>	R: 0 E: 0 K: 0 S: 4	H: 2 LOB: 1 BB: 0 P: 4	R: 0 E: 0 K: 2 S: 7	H: 0 LOB: 1 BB: 1 P: 11	R: 0 E: 0 K: 0 S: 3	H: 1 LOB: 0 BB: 0 P: 3	R: 0 E: 0 K: 0 S: 3	H: 0 LOB: 0 BB: 0 P: 3	R: 0 E: 0 K: 1 S: 4	H: 1 LOB: 1 BB: 0 P: 4	R: 0 E: 0 K: 1 S: 7	H: 2 LOB: 2 BB: 0 P: 7	R: 2 E: 0 K: 1 S: 8	H: 3 LOB: 1 BB: 0 P: 8	R: 0 E: 0 K: 0 S: 5	H: 0 LOB: 0 BB: 0 P: 3	1B: 7 2B: 1 3B: 0 HR: 1	SF: 0 SAC: 0 DP: 2 HBP: 0	WP: 0 PB: 0 CS: 0	PA: 35	
<b>PITCHER</b>	IP	WLS	BF	H	R	ER	SO	BB	IBB	HBP	BLK	WP	HR	S	P	ERA	WHIP				
Tom Seaver, R ERA: 5.91 (1, 1)	6.0	W	26	9	2	2	3	1	0	0	0	0	1	31	35	3.00	1.667				
Pedro Borbon, R ERA: 8.16 (7, 1)	3.0	S	9	0	0	0	2	0	0	0	0	0	0	13	13	0.00	0.000				

livebaseballscores.com

AB 34  
R 2  
H 9  
RBI 2  
BB 1  
SO 5  
LOB 14



Batter	1	2	3	4	5	6	7	8	9	AB	R	H	RBI	BB	SO	LOB	BOTTOM				
Pete Rose, S OBP: 0.367, SLG: 0.500 (1, 5)										5	2	2	1	0	0	0	<b>Montreal Expos @ Cincinnati Reds</b> Riverfront Stadium, Cincinnati, OH Sat May 06 1978, 3:33 AM EDT Att: 50,142 - Unknown				
Junior Kennedy, R OBP: 0.267, SLG: 0.167 (9, 5)										0	0	0	0	0	0	0					
Ken Griffey, L OBP: 0.374, SLG: 0.486 (1, 9)										3	1	2	0	1	0	1					
Joe Morgan, L OBP: 0.402, SLG: 0.547 (1, 4)										3	0	2	2	1	0	1					
George Foster, R OBP: 0.379, SLG: 0.495 (1, 7)										5	0	2	1	0	0	3					
Johnny Bench, R OBP: 0.375, SLG: 0.538 (1, 2)										4	0	0	0	0	1	6					
Dave Concepcion, R OBP: 0.340, SLG: 0.372 (1, 6)										4	1	2	0	0	1	0					
Dan Driessen, L OBP: 0.413, SLG: 0.531 (1, 3)										3	1	2	1	1	1	0					
Cesar Geronimo, L OBP: 0.398, SLG: 0.470 (1, 8)										3	0	1	0	0	2	3					
Tom Seaver, R (1, 1)										2	1	0	1	0	0	3					
Pedro Borbon, R OBP: 0.500, SLG: 0.500 (7, 1)										1	0	0	0	0	0	1					
<b>Inning Stats</b>	R: 1 E: 0 K: 0 S: 5	H: 3 LOB: 1 BB: 0 P: 5	R: 4 E: 0 K: 0 S: 8	H: 4 LOB: 1 BB: 0 P: 8	R: 0 E: 0 K: 1 S: 7	H: 2 LOB: 0 BB: 0 P: 7	R: 0 E: 0 K: 0 S: 4	H: 1 LOB: 2 BB: 1 P: 8	R: 0 E: 0 K: 1 S: 6	H: 1 LOB: 1 BB: 0 P: 6	R: 0 E: 0 K: 1 S: 6	H: 1 LOB: 2 BB: 1 P: 10	R: 0 E: 0 K: 2 S: 7	H: 0 LOB: 1 BB: 1 P: 11	R: 1 E: 0 K: 0 S: 4	H: 1 LOB: 0 BB: 0 P: 4	1B: 10 2B: 3 3B: 0 HR: 0	SF: 1 SAC: 3 DP: 1 HBP: 0	WP: 0 PB: 0 CS: 0	PA: 40	
<b>PITCHER</b>	IP	WLS	BF	H	R	ER	SO	BB	IBB	HBP	BLK	WP	HR	S	P	ERA	WHIP				
Rudy May, L ERA: 3.79 (1, 1)	2.0	L	13	7	5	5	0	1	0	0	0	0	0	11	15	0.00	2.000				
Fred Holdsworth, R ERA: 6.0 (3, 1)	2.0		10	3	0	0	1	1	0	0	0	0	0	11	15	0.00	2.000				
Bill Atkinson, R ERA: 1.0 (5, 1)	2.0		9	2	0	0	2	1	0	0	0	0	0	12	16	0.00	1.500				
Darold Knowles, L ERA: 3.72 (7, 1)	2.0		8	1	1	1	2	1	0	0	0	0	0	11	15	4.50	1.000				

livebaseballscores.com

AB 33  
R 6  
H 13  
RBI 6  
BB 3  
SO 5  
LOB 18















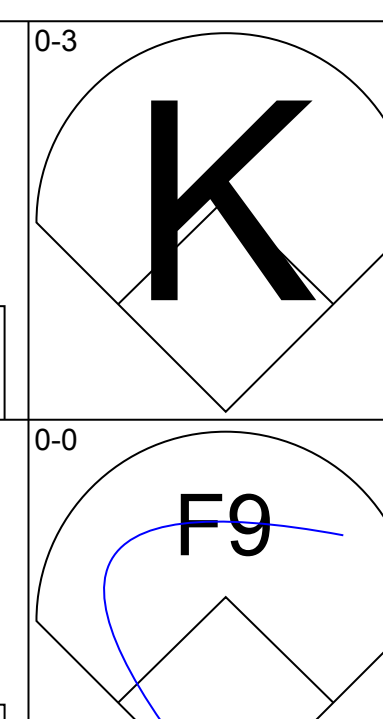
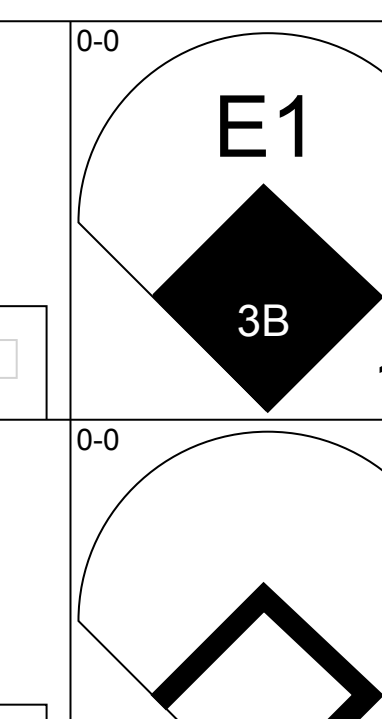
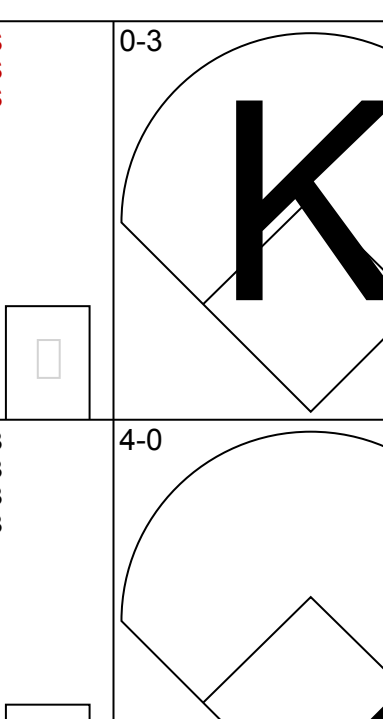
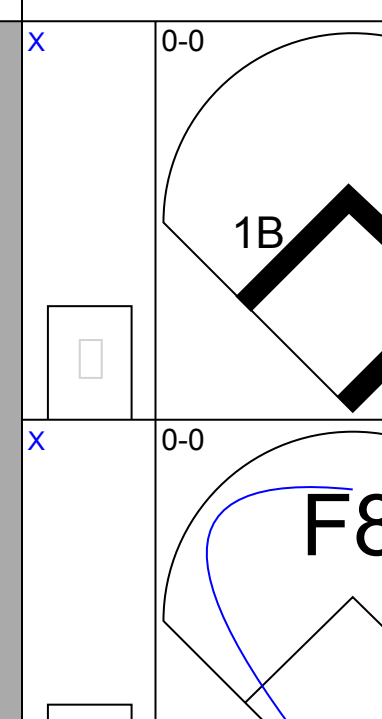
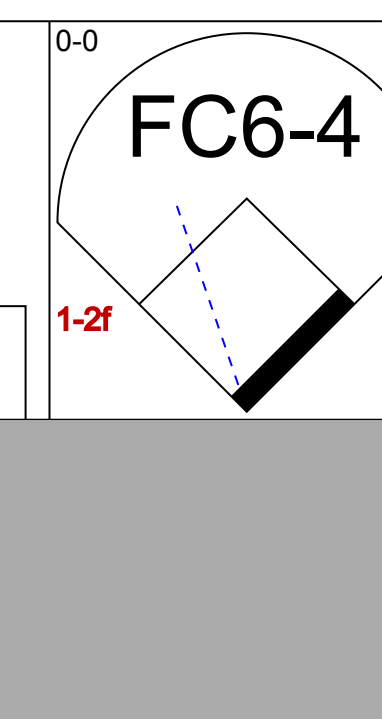
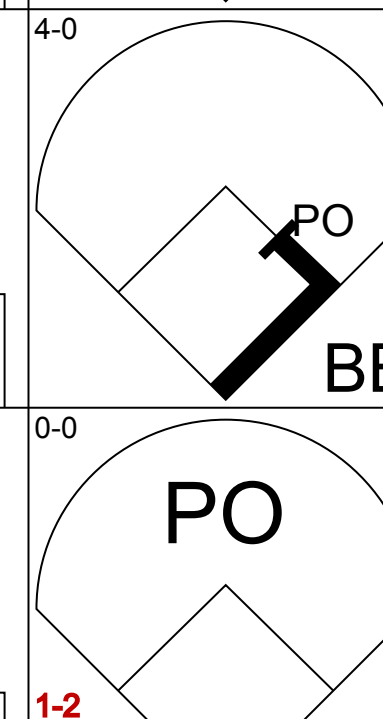
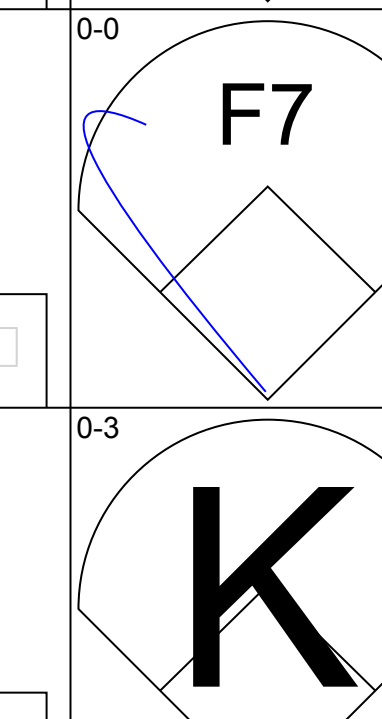
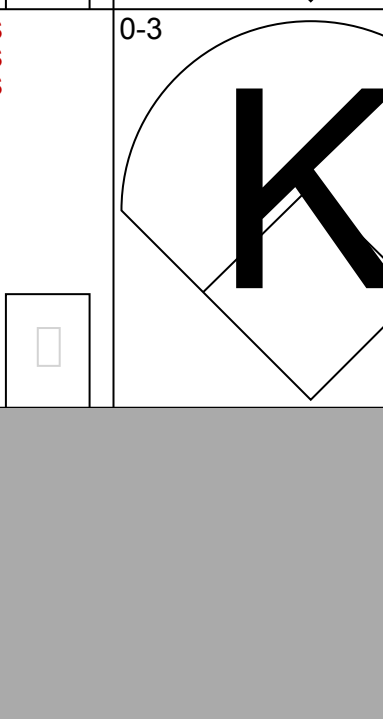
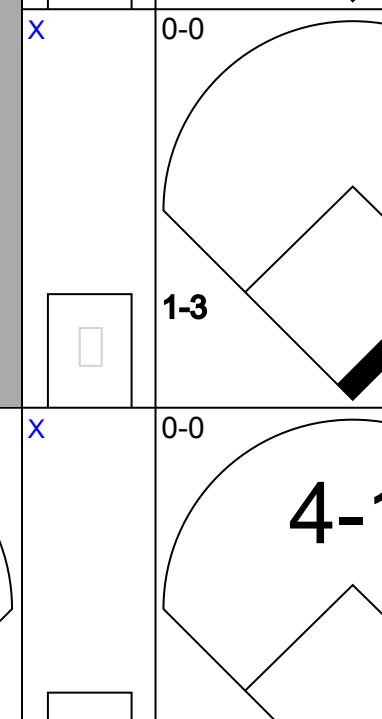
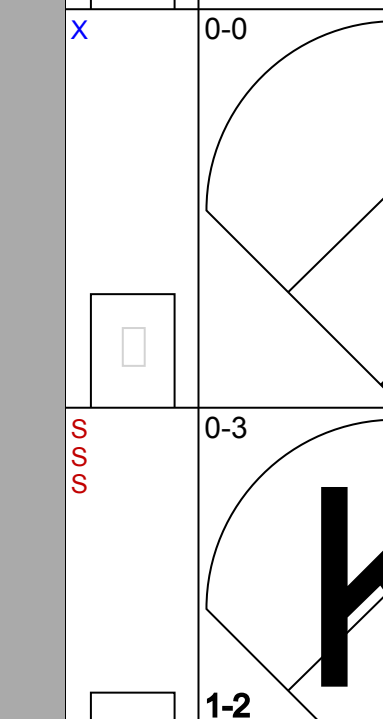




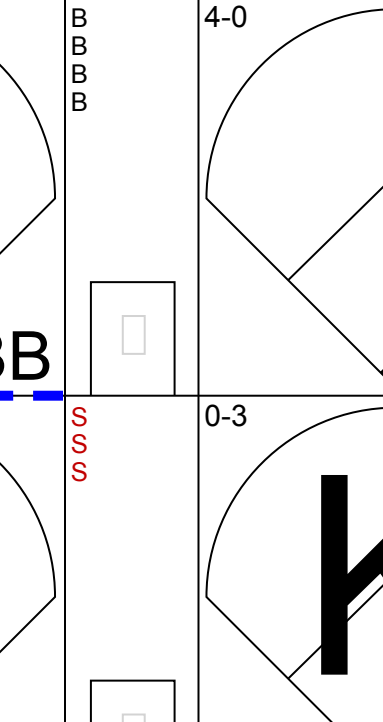

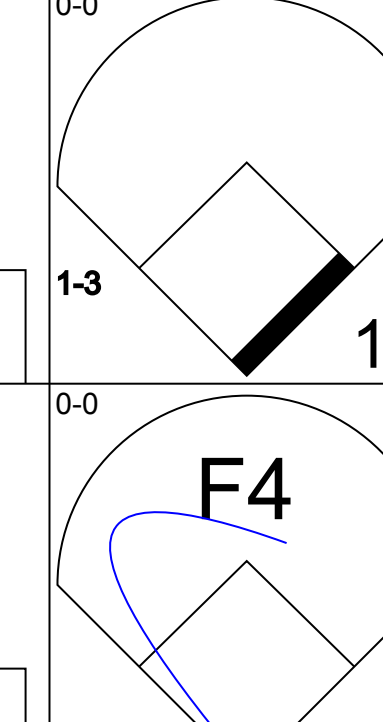

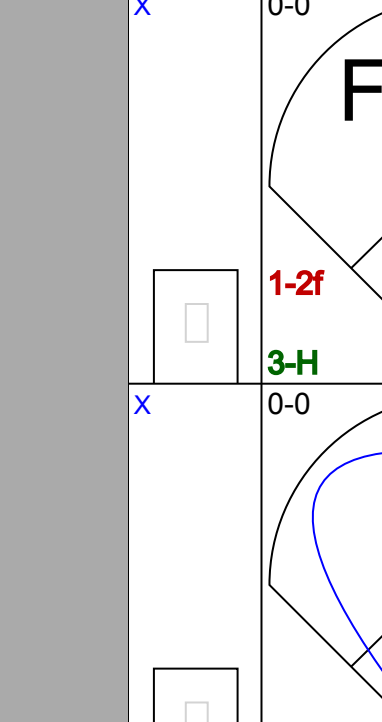


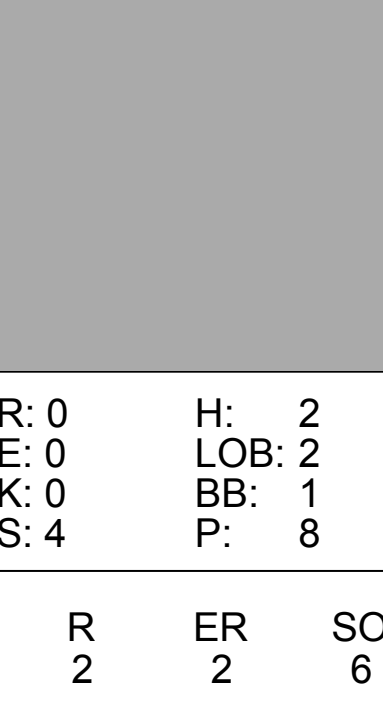
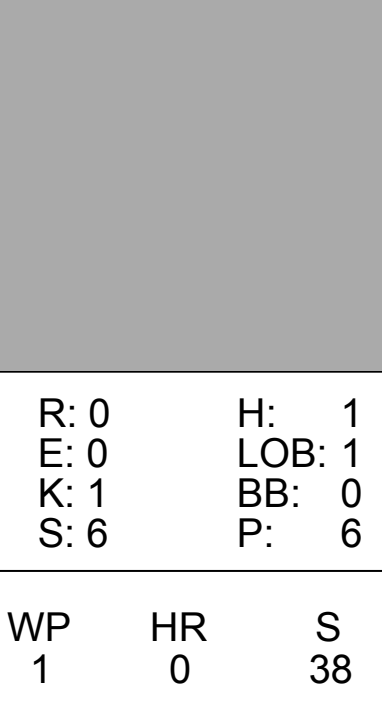
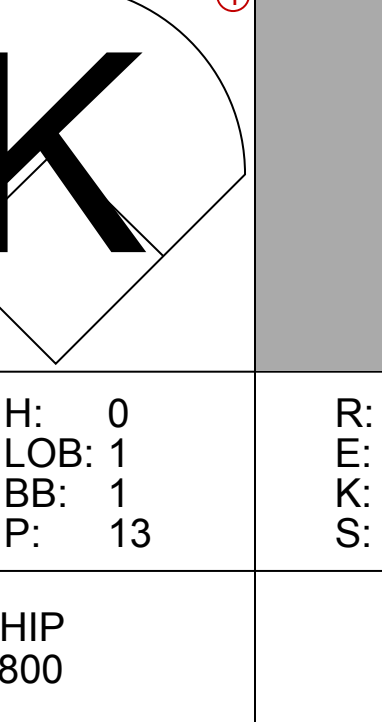
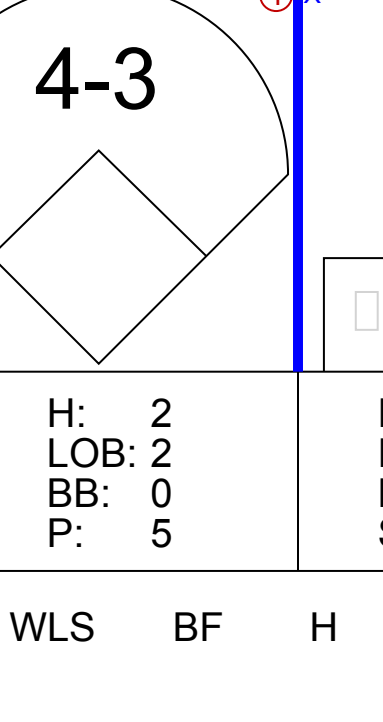
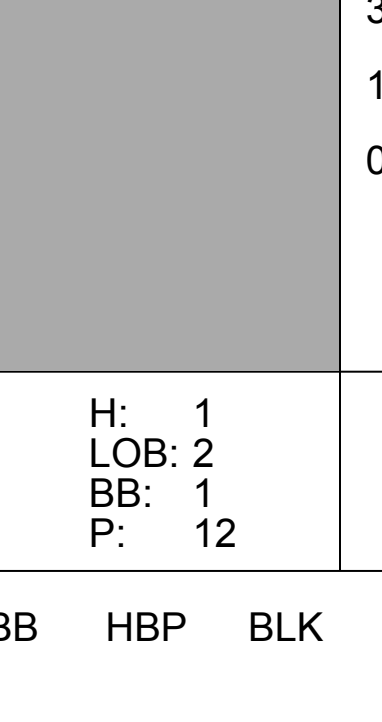
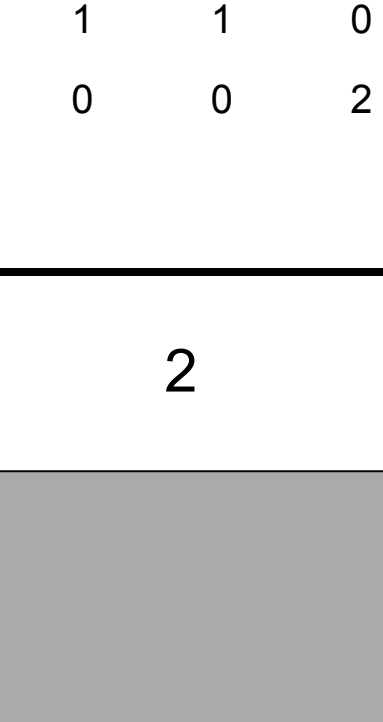
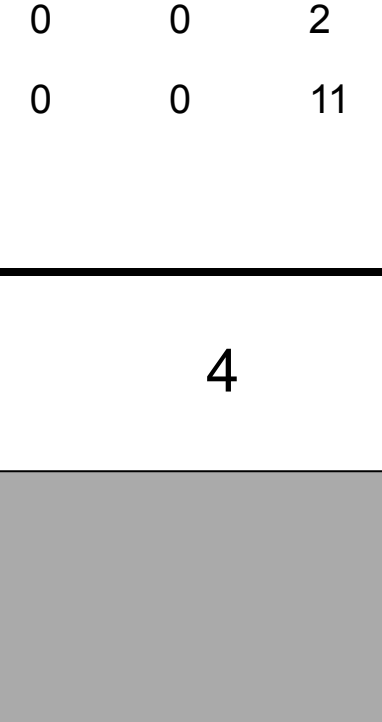
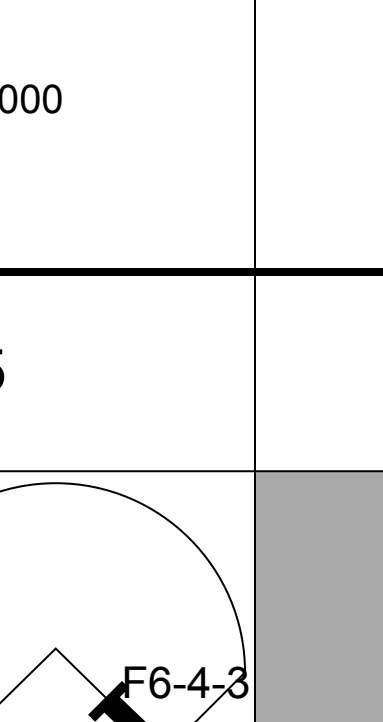
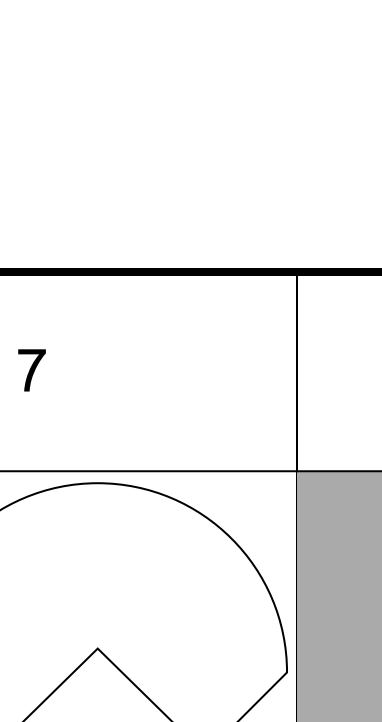
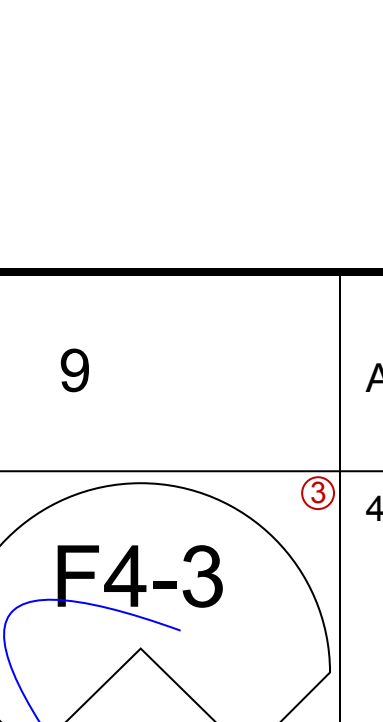


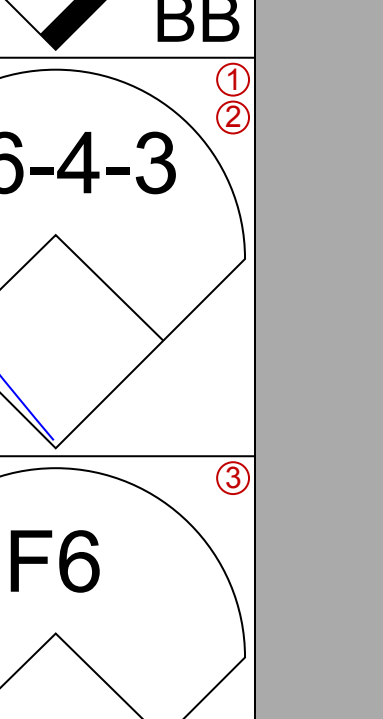
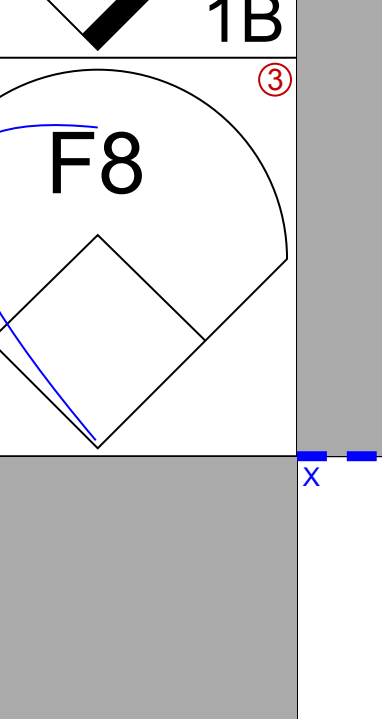
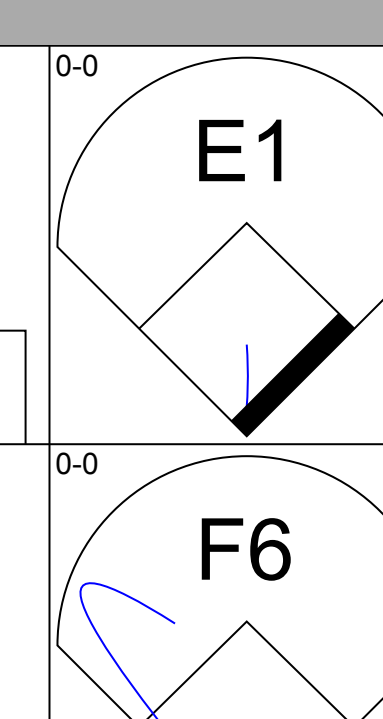
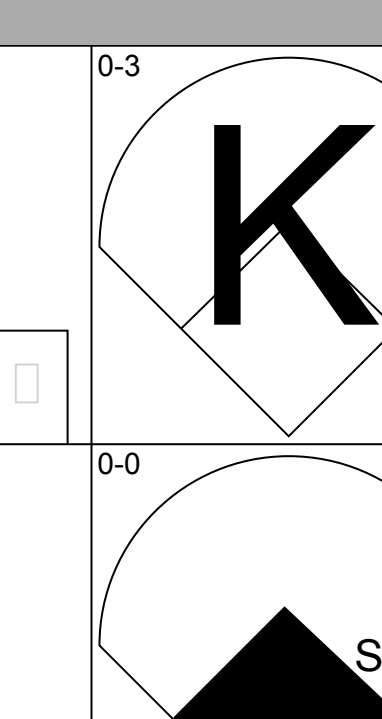
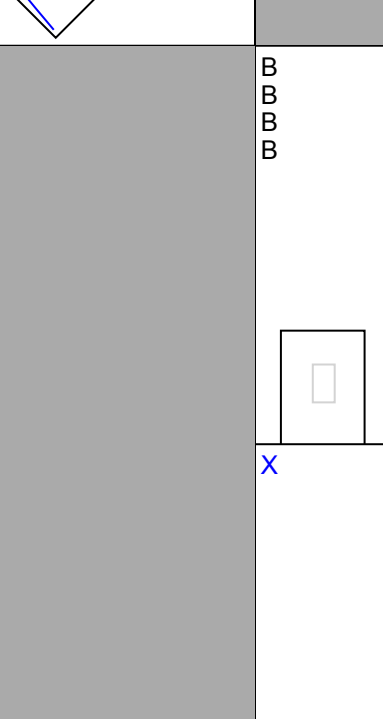
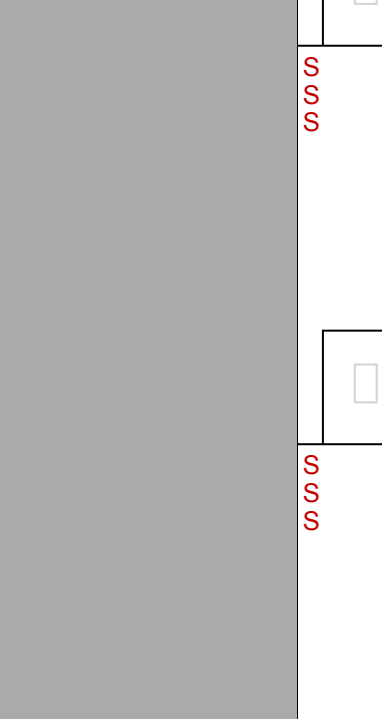












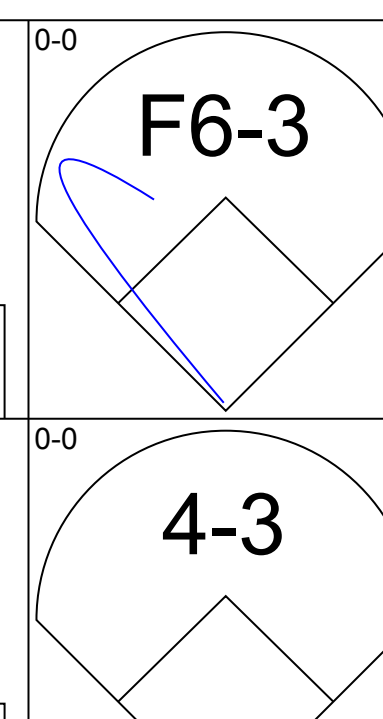
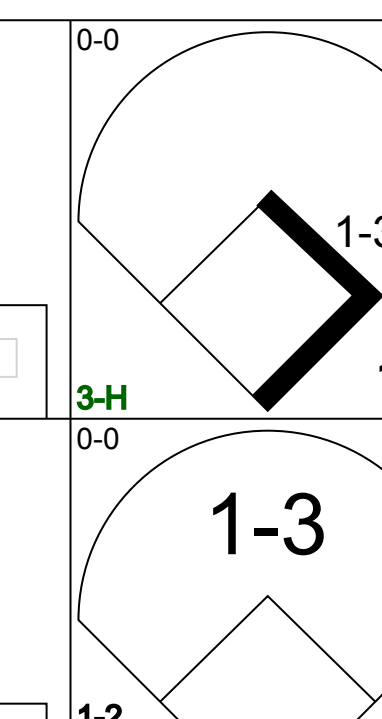
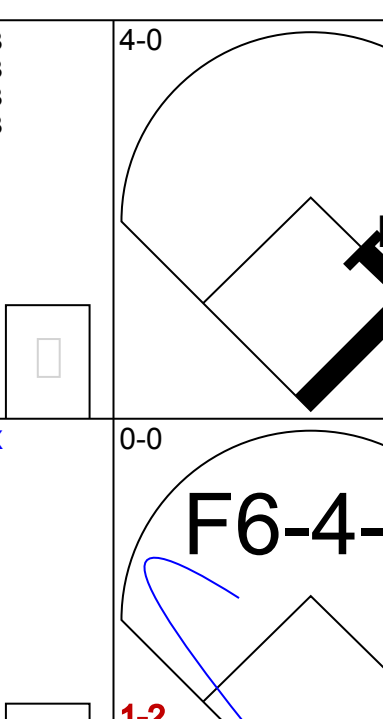
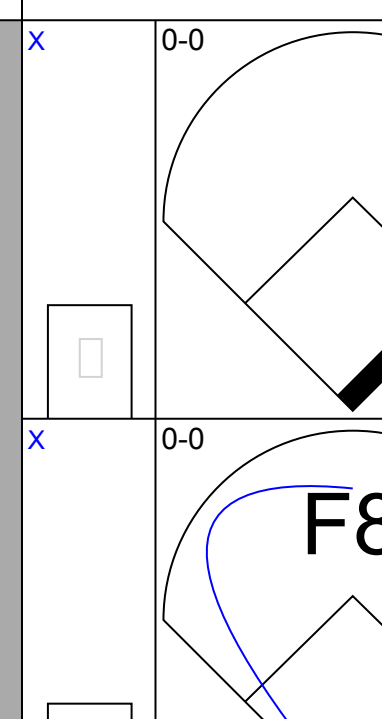
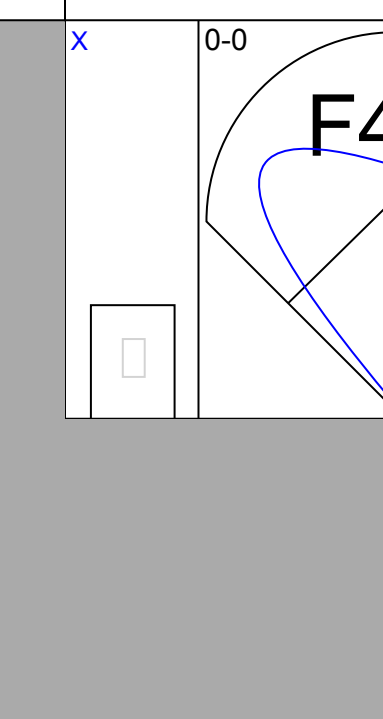
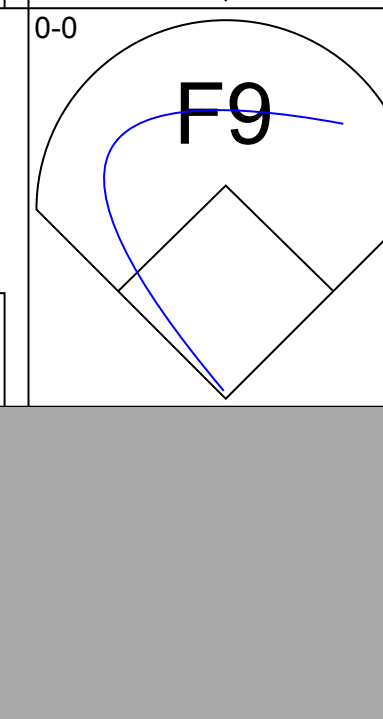
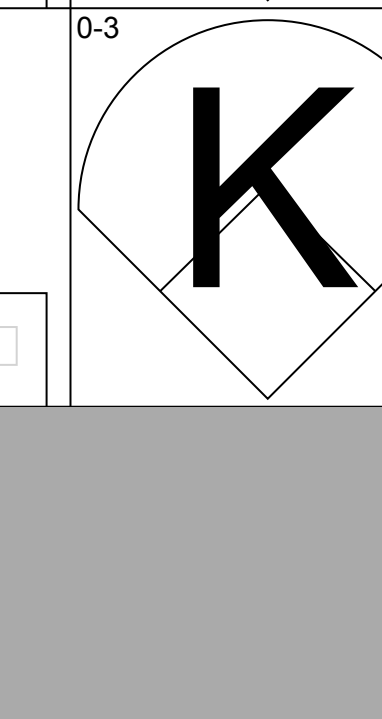
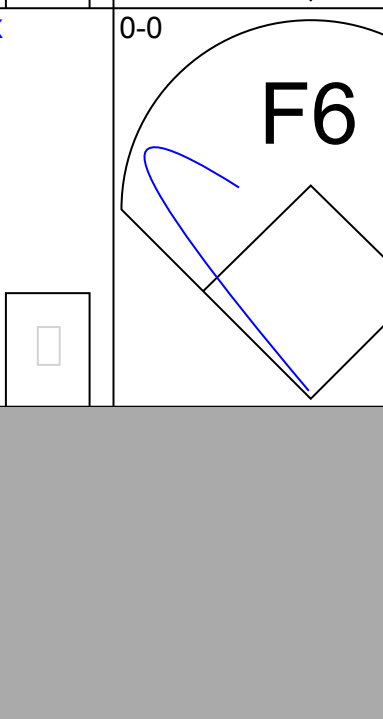





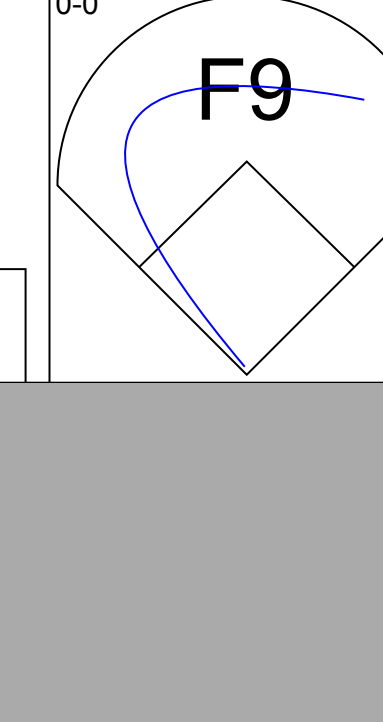
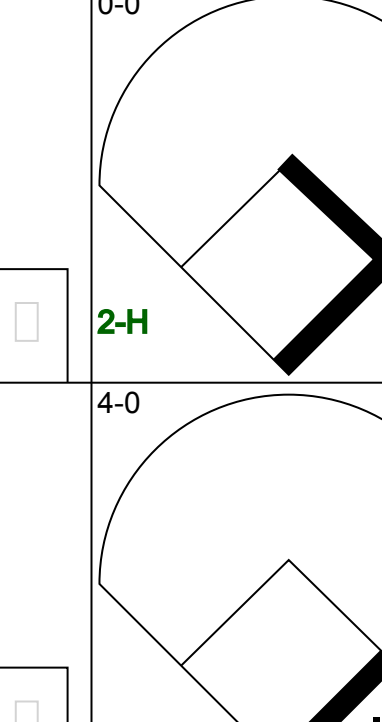

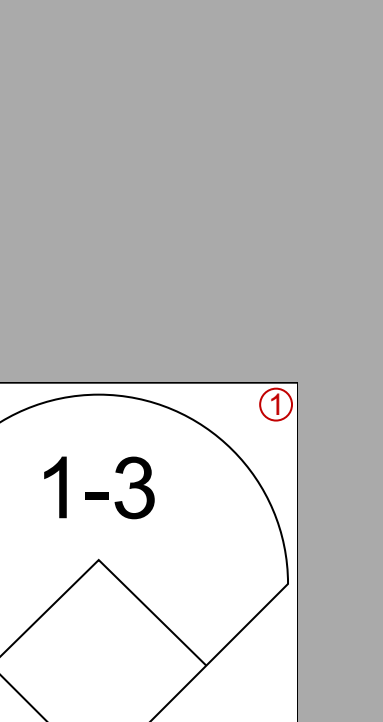

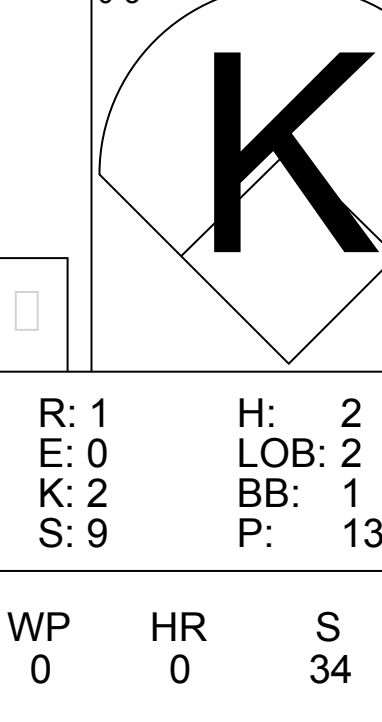
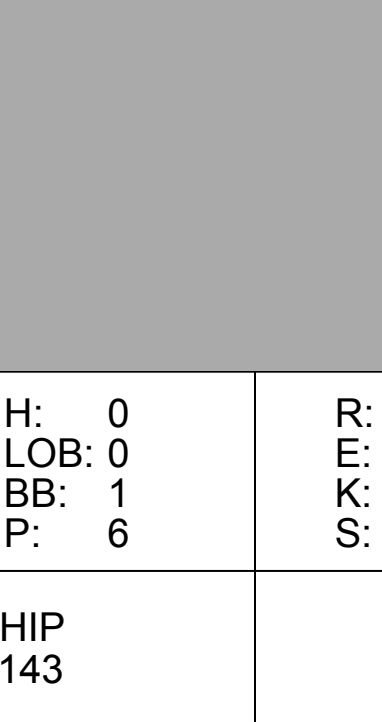
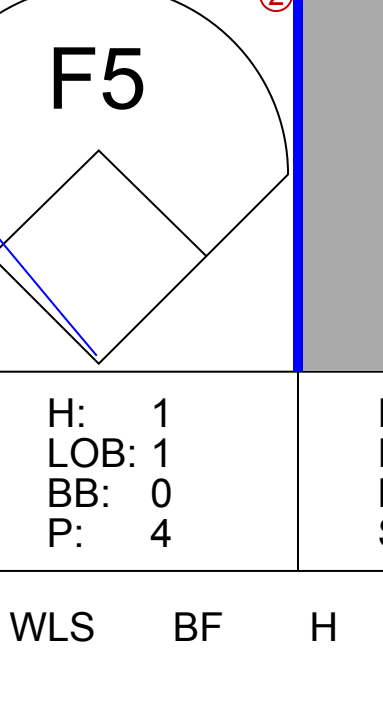


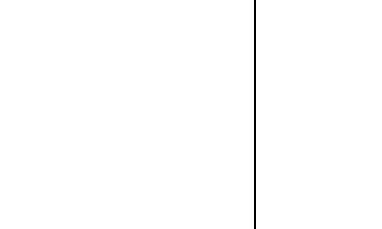



Batter	1	2	3	4	5	6	7	8	9	AB	R	H	RBI	BB	SO	LOB	TOP			
Lenny Randle, S OBP: 0.382, SLG: 0.290 (1, 5)										5	1	2	0	0	2	2				
Elliott Maddox, R OBP: 0.431, SLG: 0.385 (1, 9)										4	0	1	1	1	0	1				
Lee Mazzilli, S OBP: 0.348, SLG: 0.476 (1, 8)										4	0	2	0	1	1	2				
Willie Montanez, L OBP: 0.263, SLG: 0.305 Bruce Boisclair, L OBP: 0.326, SLG: 0.302 (9, 3)										4	1	1	0	1	2	4				
Steve Henderson, R OBP: 0.302, SLG: 0.373 (1, 7)										3	1	2	0	2	0	1				
John Stearns, R OBP: 0.371, SLG: 0.326 (1, 2)										4	0	1	0	1	1	5				
Bobby Valentine, R Sergio Ferrer, S (1, 4) (8, 6)										4	0	2	2	0	1	2				
Doug Flynn, R OBP: 0.281, SLG: 0.272 (1, 6) (8, 4)										4	0	0	0	0	0	6				
Pat Zachry, R (1, 1) Ed Kranepool, L OBP: 0.276, SLG: 0.308 Skip Lockwood, R (8, 1)										3	0	0	0	0	1	0				
<b>Inning Stats</b>	R: 0 E: 0 K: 1 S: 4	H: 0 LOB: 0 BB: 1 P: 8	R: 0 E: 0 K: 0 S: 4	H: 2 LOB: 2 BB: 1 P: 8	R: 1 E: 1 K: 1 S: 7	H: 2 LOB: 1 BB: 0 P: 7	R: 0 E: 0 K: 1 S: 6	H: 1 LOB: 1 BB: 0 P: 6	R: 0 E: 0 K: 3 S: 9	H: 0 LOB: 1 BB: 1 P: 13	R: 0 E: 0 K: 0 S: 5	H: 2 LOB: 2 BB: 0 P: 5	R: 1 E: 0 K: 0 S: 5	H: 2 LOB: 2 BB: 1 P: 9	R: 0 E: 0 K: 2 S: 8	H: 1 LOB: 2 BB: 1 P: 12	1B: 10 2B: 0 3B: 1 HR: 0	SF: 0 SAC: 0 DP: 1 HBP: 0	WP: 2 PB: 0 SB: 0 CS: 0	PA: 43
<b>PITCHER</b>	IP WLS BF H R ER SO BB IBB HBP BLK WP HR S P ERA WHIP																			
Wayne Twitchell, R ERA: 4.5 Darold Knowles, L ERA: 2.94 Stan Bahnsen, R ERA: 5.06 Hal Dues, R ERA: 4.8	(1, 1) (7, 1) (8, 1) (8, 1)	6.2 0.1 0.0 2.0	30 1 L 8	8 0 2 1	2 0 1 0	2 0 1 0	6 0 0 2	4 0 1 1	0 0 0 0	0 0 0 0	1 0 0 0	0 0 0 0	0 0 0 0	0 1 2 11	54 6 1	0.00 ∞ 0.00	1.800 ∞ 1.000			

New York Mets @ Montreal Expos  
Olympic Stadium, Montreal, QB  
Thu May 11 1978, 7:05 PM EDT  
Att: 6,930 - Unknown

AB 36  
R 3  
H 11  
RBI 3  
BB 6  
SO 8  
LOB 25



Batter	1	2	3	4	5	6	7	8	9	AB	R	H	RBI	BB	SO	LOB	BOTTOM					
Warren Cromartie, L OBP: 0.333, SLG: 0.337 (1, 7)										4	0	2	1	1	0	2						
Dave Cash, R OBP: 0.355, SLG: 0.418 (1, 4)										4	0	0	0	0	0	3						
Andre Dawson, R OBP: 0.341, SLG: 0.514 (1, 8)										4	0	0	0	0	1	1						
Gary Carter, R OBP: 0.339, SLG: 0.447 (1, 2)										3	0	0	0	1	2	0						
Ellis Valentine, R OBP: 0.361, SLG: 0.467 (1, 9)										4	1	1	0	0	1	2						
Del Unser, L OBP: 0.340, SLG: 0.286 (1, 3)										3	0	1	0	1	1	2						
Larry Parrish, R OBP: 0.318, SLG: 0.466 (1, 5)										3	0	1	1	0	0	3						
Chris Speier, R OBP: 0.383, SLG: 0.429 (1, 6)										3	1	1	0	1	1	1						
Wayne Twitchell, R Darold Knowles, L Jerry White, S Stan Bahnsen, R Hal Dues, R Wayne Garrett, L (1, 1) (7, 1) (8, 1) (8, 1) (8, 1) (8, 1)										2	0	0	0	0	1	3						
<b>Inning Stats</b>	R: 0 E: 0 K: 0 S: 3	H: 0 LOB: 0 BB: 0 P: 3	R: 0 E: 1 K: 1 S: 6	H: 0 LOB: 0 BB: 0 P: 6	R: 1 E: 0 K: 1 S: 7	H: 2 LOB: 1 BB: 0 P: 7	R: 1 E: 0 K: 2 S: 9	H: 2 LOB: 2 BB: 1 P: 13	R: 0 E: 0 K: 0 S: 2	H: 0 LOB: 0 BB: 1 P: 6	R: 0 E: 0 K: 0 S: 3	H: 1 LOB: 1 BB: 1 P: 7	R: 0 E: 0 K: 0 S: 4	H: 1 LOB: 1 BB: 0 P: 4	R: 0 E: 0 K: 2 S: 7	H: 0 LOB: 0 BB: 0 P: 7	R: 0 E: 0 K: 1 S: 5	H: 0 LOB: 2 BB: 2 P: 13	1B: 4 2B: 2 3B: 0 HR: 0	SF: 0 SAC: 1 DP: 2 HBP: 0	WP: 0 PB: 0 SB: 1 CS: 0	PA: 37
<b>PITCHER</b>	IP WLS BF H R ER SO BB IBB HBP BLK WP HR S P ERA WHIP																					
Pat Zachry, R ERA: 3.07 Skip Lockwood, R ERA: 3.49	(1, 1) (8, 1)	7.0 2.0	29 S 8	6 0 0	2 0 0	2 0 0	4 3	6 2	0 0	0 0	0 12	0 20	2.57 0.00	1.143 1.000								

New York Mets @ Montreal Expos  
Olympic Stadium, Montreal, QB  
Thu May 11 1978, 7:05 PM EDT  
Att: 6,930 - Unknown

AB 31  
R 2  
H 6  
RBI 2  
BB 5  
SO 7  
LOB 17





Batter	1	2	3	4	5	6	7	8	9	AB	R	H	RBI	BB	SO	LOB	TOP					
Jerry Royster, R OBP: 0.395, SLG: 0.419 (1, 4)										5	1	2	2	0	0	2						
Barry Bonnell, R OBP: 0.295, SLG: 0.278 Rowland Office, L OBP: 0.324, SLG: 0.386 (7, PH)										2	0	2	0	1	0	0						
Jeff Burroughs, R OBP: 0.496, SLG: 0.591 (1, 7)										4	0	0	1	0	1	5						
Cito Gaston, R OBP: 0.200, SLG: 0.163 Brian Asselstine, L OBP: 0.354, SLG: 0.339 (8, PH)										3	0	1	0	0	0	3						
Dale Murphy, R OBP: 0.264, SLG: 0.303 (1, 3)										4	0	0	0	0	1	4						
Biff Pocoroba, S OBP: 0.293, SLG: 0.282 (1, 2)										4	0	1	0	0	0	2						
Rod Gilbreath, R OBP: 0.246, SLG: 0.306 (1, 5)										4	0	0	0	0	1	1						
Pat Rockett, R OBP: 0.196, SLG: 0.147 Jamie Easterly, L OBP: 0.250, SLG: 0.250 Adrian Devine, R Joe Nolan, L OBP: 0.250, SLG: 0.222 (9, PH)										3	1	1	0	0	1	0						
Preston Hanna, R OBP: 0.111, SLG: 0.111 Rick Camp, R Darrel Chaney, S OBP: 0.457, SLG: 0.519 (6, 6)										1	1	0	0	0	1	0						
<b>Inning Stats</b>	R: 1 E: 0 K: 1 S: 7	H: 2 LOB: 2 BB: 1 P: 11	R: 2 E: 1 K: 1 S: 9	H: 3 LOB: 2 BB: 0 P: 9	R: 0 E: 0 K: 0 S: 3	H: 0 LOB: 0 BB: 0 P: 3	R: 0 E: 0 K: 1 S: 5	H: 0 LOB: 0 BB: 0 P: 5	R: 0 E: 0 K: 0 S: 4	H: 1 LOB: 1 BB: 0 P: 4	R: 0 E: 0 K: 1 S: 5	H: 0 LOB: 0 BB: 0 P: 5	R: 0 E: 0 K: 0 S: 3	H: 0 LOB: 1 BB: 1 P: 7	R: 0 E: 0 K: 1 S: 5	H: 1 LOB: 1 BB: 1 P: 9	R: 0 E: 0 K: 1 S: 6	H: 1 LOB: 1 BB: 0 P: 6	1B: 5 2B: 2 3B: 1 HR: 0	SF: 0 SAC: 1 DP: 0 HBP: 0	WP: 0 PB: 0 SB: 1 CS: 0	PA: 38
<b>PITCHER</b>	IP WLS BF H R ER SO BB IBB HBP BLK WP HR S P ERA WHIP	IP WLS BF H R ER SO BB IBB HBP BLK WP HR S P ERA WHIP															IP WLS BF H R ER SO BB IBB HBP BLK WP HR S P ERA WHIP					
Ross Grimsley, L ERA: 1.85 Stan Bahnsen, R ERA: 4.26 (7, 1)	6.0 W 26 6 3 2 4 1 0 0 0 0 0 33 37 3.00 1.167	3.0 S 12 2 0 0 2 2 0 0 0 0 0 14 22 0.00 1.333																				

Atlanta Braves @ Montreal Expos  
Olympic Stadium, Montreal, QB  
Fri May 12 1978, 7:05 PM EDT  
Att: 8,522 - Unknown

AB 34  
R 3  
H 8  
RBI 3  
BB 3  
SO 6  
LOB 20



Batter	1	2	3	4	5	6	7	8	9	AB	R	H	RBI	BB	SO	LOB	BOTTOM			
Warren Cromartie, L OBP: 0.336, SLG: 0.351 Sam Mejias, R OBP: 0.222, SLG: 0.125 (9, 7)										5	0	2	1	0	0	1				
Dave Cash, R OBP: 0.385, SLG: 0.416 Pepe Frias, R OBP: 0.667, SLG: 1.667 (9, 4)										3	0	1	0	2	0	3				
Andre Dawson, R OBP: 0.328, SLG: 0.491 (1, 8)										5	0	0	1	0	1	6				
Gary Carter, R OBP: 0.352, SLG: 0.442 (1, 2)										1	1	0	0	3	1	1				
Ellis Valentine, R OBP: 0.347, SLG: 0.448 (1, 9)										4	1	0	0	0	0	5				
Del Unser, L OBP: 0.373, SLG: 0.295 (1, 3)										2	1	1	1	2	1	0				
Larry Parrish, R OBP: 0.324, SLG: 0.477 (1, 5)										4	1	2	1	0	1	3				
Chris Speier, R OBP: 0.378, SLG: 0.419 (1, 6)										2	0	0	1	1	0	2				
Ross Grimsley, L OBP: 0.200, SLG: 0.130 Wayne Garrett, L OBP: 0.200, SLG: 0.111 Tony Perez, R OBP: 0.301, SLG: 0.330 Jerry White, S OBP: 0.250, SLG: 0.250 Stan Bahnsen, R ERA: 7.11 (7, 1)										2	0	1	0	0	1	0				
<b>Inning Stats</b>	R: 0 E: 0 K: 2 S: 8	H: 1 LOB: 1 BB: 0 P: 8	R: 0 E: 0 K: 1 S: 5	H: 0 LOB: 1 BB: 1 P: 9	R: 0 E: 0 K: 1 S: 5	H: 0 LOB: 3 BB: 1 P: 9	R: 0 E: 0 K: 0 S: 2	H: 0 LOB: 3 BB: 3 P: 14	R: 0 E: 0 K: 0 S: 4	H: 1 LOB: 1 BB: 0 P: 4	R: 5 E: 1 K: 0 S: 7	H: 3 LOB: 3 BB: 4 P: 23	R: 0 E: 0 K: 1 S: 5	H: 1 LOB: 0 BB: 0 P: 5	R: 0 E: 1 K: 0 S: 4	H: 1 LOB: 1 BB: 0 P: 4	1B: 5 2B: 2 3B: 0 HR: 0	SF: 1 SAC: 0 DP: 2 HBP: 0	WP: 1 PB: 0 SB: 2 CS: 0	PA: 39
<b>PITCHER</b>	IP WLS BF H R ER SO BB IBB HBP BLK WP HR S P ERA WHIP	IP WLS BF H R ER SO BB IBB HBP BLK WP HR S P ERA WHIP															IP WLS BF H R ER SO BB IBB HBP BLK WP HR S P ERA WHIP			
Preston Hanna, R ERA: 2.43 Rick Camp, R ERA: 9.57 Jamie Easterly, L ERA: 2.57 Adrian Devine, R ERA: 7.11 (6, 1)	5.0 L 4 2 2 1 0 0 0 0 0 0 4 4 27.00 6.000	0.1 2 1 1 1 0 1 0 0 0 0 0 1 5 ∞ ∞	2.2 11 2 1 1 1 0 2 0 0 0 0 11 19 3.38 0.750																	

Atlanta Braves @ Montreal Expos  
Olympic Stadium, Montreal, QB  
Fri May 12 1978, 7:05 PM EDT  
Att: 8,522 - Unknown

AB 29  
R 5  
H 7  
RBI 5  
BB 9  
SO 5  
LOB 21





Batter	1	2	3	4	5	6	7	8	9	AB	R	H	RBI	BB	SO	LOB	TOP			
Jerry Royster, R OBP: 0.382, SLG: 0.404 (1, 4)										4	0	0	0	0	2	0	<p>Atlanta Braves @ Montreal Expos Olympic Stadium, Montreal, QB Sat May 13 1978, 3:33 AM EDT Att: 10,147 - Unknown</p>			
Rowland Office, L OBP: 0.308, SLG: 0.365 (1, 8)										4	0	0	0	0	0	0				
Biff Pocaroba, S OBP: 0.292, SLG: 0.292 (1, 2)										4	0	1	0	0	0	0				
Jeff Burroughs, R OBP: 0.496, SLG: 0.583 (1, 7)										3	0	1	0	1	1	1				
Brian Asselstine, L OBP: 0.338, SLG: 0.322 (1, 9)										3	0	0	0	0	0	2				
Dale Murphy, R OBP: 0.285, SLG: 0.297 (1, 3)										2	0	0	0	1	1	0				
Rod Gilbreath, R OBP: 0.239, SLG: 0.297 (8, PH)										2	0	0	0	0	0	2				
Joe Nolan, L OBP: 0.286, SLG: 0.263 (8, FR)										1	0	1	0	0	0	0				
Pat Rockett, R OBP: 0.198, SLG: 0.147 (8, 6)										0	0	0	0	0	0	0				
Darrel Chaney, S OBP: 0.421, SLG: 0.467 (8, 5)										3	0	0	0	0	0	1				
Phil Niekro, R OBP: 0.211, SLG: 0.211 (8, PH)										2	0	0	0	0	1	0				
Bob Beall, S OBP: 0.227, SLG: 0.105 (8, PH)										1	0	0	0	0	0	1				
Dave Campbell, R (8, 1)										0	0	0	0	0	0	0				
<b>Inning Stats</b>	R: 0 E: 0 K: 1 S: 5	H: 0 LOB: 0 BB: 0 P: 5	R: 0 E: 0 K: 0 S: 2	H: 0 LOB: 1 BB: 2 P: 10	R: 0 E: 0 K: 1 S: 5	H: 0 LOB: 0 BB: 0 P: 5	R: 0 E: 0 K: 0 S: 4	H: 1 LOB: 1 BB: 0 P: 4	R: 0 E: 0 K: 1 S: 5	H: 0 LOB: 0 BB: 0 P: 5	R: 0 E: 0 K: 1 S: 5	H: 0 LOB: 0 BB: 0 P: 5	R: 0 E: 0 K: 0 S: 4	H: 1 LOB: 1 BB: 0 P: 4	R: 0 E: 0 K: 0 S: 4	H: 1 LOB: 1 BB: 0 P: 4	1B: 2 2B: 1 3B: 0 HR: 0	SF: 0 SAC: 0 DP: 1 HBP: 0	WP: 0 PB: 0 SB: 0 CS: 0	PA: 31
<b>PITCHER</b> Steve Rogers, R ERA: 2.68 (1, 1)	IP: 9.0 WLS: W BF: 31 H: 3 R: 0 ER: 0 SO: 5 BB: 2 IBB: 0 HBP: 0 BLK: 0 WP: 0 HR: 0 S: 39 P: 47 ERA: 0.00 WHIP: 0.556															<b>PITCHER</b>	IP: 9.0 WLS: W BF: 31 H: 3 R: 0 ER: 0 SO: 5 BB: 2 IBB: 0 HBP: 0 BLK: 0 WP: 0 HR: 0 S: 39 P: 47 ERA: 0.00 WHIP: 0.556			

Batter	1	2	3	4	5	6	7	8	9	AB	R	H	RBI	BB	SO	LOB	BOTTOM			
Warren Cromartie, L OBP: 0.333, SLG: 0.347 (1, 7)										4	0	1	0	0	1	0	<p>Atlanta Braves @ Montreal Expos Olympic Stadium, Montreal, QB Sat May 13 1978, 3:33 AM EDT Att: 10,147 - Unknown</p>			
Pepe Frias, R OBP: 0.697, SLG: 1.667 (9, 4)										0	0	0	0	0	0	0				
Dave Cash, R OBP: 0.362, SLG: 0.419 (1, 4)										4	0	1	0	0	1	1				
Del Unser, L OBP: 0.373, SLG: 0.295 (9, 3)										0	0	0	0	0	0	0				
Andre Dawson, R OBP: 0.341, SLG: 0.496 (1, 8)										3	1	2	0	0	0	1				
Gary Carter, R OBP: 0.365, SLG: 0.472 (1, 2)										2	2	1	1	2	0	2				
Tony Perez, R OBP: 0.308, SLG: 0.330 (1, 3)										3	0	1	1	1	1	4				
Jerry White, S OBP: 0.250, SLG: 0.250 (8, FR)										0	0	0	0	0	0	0				
Sam Mejias, R OBP: 0.222, SLG: 0.125 (9, 7)										0	0	0	0	0	0	0				
Ellis Valentine, R OBP: 0.343, SLG: 0.440 (1, 9)										4	0	1	1	0	1	3				
Larry Parrish, R OBP: 0.313, SLG: 0.459 (1, 5)										4	0	0	0	0	1	4				
Chris Speier, R OBP: 0.383, SLG: 0.417 (1, 6)										3	0	1	0	1	1	0				
Steve Rogers, R OBP: 0.190, SLG: 0.150 (1, 1)										4	0	0	0	0	1	3				
<b>Inning Stats</b>	R: 0 E: 0 K: 2 S: 9	H: 2 LOB: 2 BB: 0 P: 9	R: 0 E: 0 K: 1 S: 6	H: 1 LOB: 1 BB: 0 P: 6	R: 2 E: 0 K: 1 S: 7	H: 2 LOB: 2 BB: 1 P: 12	R: 0 E: 0 K: 0 S: 3	H: 0 LOB: 0 BB: 0 P: 3	R: 0 E: 0 K: 1 S: 6	H: 1 LOB: 2 BB: 1 P: 10	R: 0 E: 0 K: 1 S: 5	H: 0 LOB: 0 BB: 0 P: 5	R: 0 E: 0 K: 0 S: 3	H: 1 LOB: 0 BB: 0 P: 3	R: 1 E: 0 K: 1 S: 6	H: 1 LOB: 2 BB: 2 P: 14	1B: 6 2B: 2 3B: 0 HR: 1	SF: 0 SAC: 0 DP: 1 HBP: 1	WP: 0 PB: 0 SB: 2 CS: 0	PA: 36
<b>PITCHER</b> Phil Niekro, R ERA: 3.25 (1, 1)	IP: 7.0 WLS: L BF: 30 H: 7 R: 2 ER: 2 SO: 6 BB: 2 IBB: 0 HBP: 1 BLK: 0 WP: 0 HR: 0 S: 39 P: 48 ERA: 2.57 WHIP: 1.286															<b>PITCHER</b>	IP: 7.0 WLS: L BF: 30 H: 7 R: 2 ER: 2 SO: 6 BB: 2 IBB: 0 HBP: 1 BLK: 0 WP: 0 HR: 0 S: 39 P: 48 ERA: 2.57 WHIP: 1.286			
<b>PITCHER</b> Dave Campbell, R ERA: 4.85 (8, 1)	IP: 1.0 WLS: L BF: 6 H: 1 R: 1 ER: 1 SO: 1 BB: 1 IBB: 0 HBP: 0 BLK: 0 WP: 0 HR: 1 S: 6 P: 14 ERA: 9.00 WHIP: 2.000															<b>PITCHER</b>	IP: 1.0 WLS: L BF: 6 H: 1 R: 1 ER: 1 SO: 1 BB: 1 IBB: 0 HBP: 0 BLK: 0 WP: 0 HR: 1 S: 6 P: 14 ERA: 9.00 WHIP: 2.000			



Batter	1	2	3	4	5	6	7	8	9	AB	R	H	RBI	BB	SO	LOB	TOP								
Jerry Royster, R OBP: 0.378, SLG: 0.398 (1, 4)	F7		CS 1B			F8		4-3		4	0	1	0	0	0	0									
Brian Asseistine, L OBP: 0.347, SLG: 0.381 (1, 8) (7, 9)	HR		F9			1B		3-1		4	1	2	1	0	0	1									
Dale Murphy, R OBP: 0.285, SLG: 0.295 (1, 3)	F4			6-3		1B		K		4	0	1	0	0	1	0									
Jeff Burroughs, R OBP: 0.488, SLG: 0.570 (1, 7)	1B			K		K			5-3	4	0	1	0	0	2	2									
Cito Gaston, R OBP: 0.208, SLG: 0.174 Rowland Office, L OBP: 0.304, SLG: 0.360 (7, PR) (7, 8)	K			K			SH5-4 2B 1B	4-3		3	0	1	0	0	2	1									
Biff Pocoreba, S OBP: 0.303, SLG: 0.289 (1, 2)		G1-6-3 BB			G5-4-3 HBP		SH5-4 1-2	F7		1	0	0	0	1	0	0									
Rod Gilbreath, R OBP: 0.243, SLG: 0.313 (1, 5)		F9		G5-4-3 1-2		2B				3	0	1	1	0	0	2									
Pat Rockett, R OBP: 0.190, SLG: 0.141 (1, 6)		G1-6-3 1-2		F9		F8				3	0	0	0	0	0	3									
Dick Ruthven, R OBP: 0.059, SLG: 0.059 (1, 1)			K			4-3	6-3			3	0	0	0	0	1	2									
<b>Inning Stats</b>	R: 1 E: 0 K: 1 S: 7	H: 2 LOB: 1 BB: 0 P: 7	R: 0 E: 0 K: 0 S: 2	H: 0 LOB: 0 BB: 1 P: 6	R: 0 E: 0 K: 1 S: 5	H: 1 LOB: 0 BB: 0 P: 5	R: 0 E: 0 K: 2 S: 7	H: 0 LOB: 0 BB: 0 P: 7	R: 0 E: 0 K: 0 S: 2	H: 0 LOB: 0 BB: 0 P: 3	R: 0 E: 0 K: 1 S: 7	H: 2 LOB: 2 BB: 0 P: 7	R: 1 E: 0 K: 0 S: 5	H: 2 LOB: 2 BB: 0 P: 5	R: 0 E: 0 K: 1 S: 5	H: 0 LOB: 0 BB: 0 P: 3	R: 0 E: 0 K: 0 S: 3	H: 0 LOB: 0 BB: 0 P: 3	1B: 5 2B: 1 3B: 0 HR: 1	SF: 0 SAC: 1 DP: 2 HBP: 1	WP: 0 PB: 0 SB: 0 CS: 1	PA: 33			
<b>PITCHER</b>	IP	WLS	BF	H	R	ER	SO	BB	IBB	HBP	BLK	WP	HR	S	P	ERA	WHIP								
Rudy May, L ERA: 3.96 Bill Atkinson, R ERA: 3.5	(1, 1) (8, 1)	7.0 6	27 6	7 0	2 0	2 0	5 1	1 0	0 0	1 0	0 0	0 0	1 0	8 8	40 8	2.57 0.00	1.143 0.000								

Atlanta Braves @ Montreal Expos  
Olympic Stadium, Montreal, QB  
Sun May 14 1978, 3:33 AM EDT  
Att: 13,925 - Unknown

AB 30  
R 2  
H 7  
RBI 2  
BB 1  
SO 6  
LOB 11



Batter	1	2	3	4	5	6	7	8	9	AB	R	H	RBI	BB	SO	LOB	BOTTOM								
Warren Cromartie, L OBP: 0.345, SLG: 0.352 Jerry White, S OBP: 0.250, SLG: 0.250 (1, 7) (9, PR)	1B SF8 BB	L1			F7		1B		1B	4	1	2	0	1	0	2									
Dave Cash, R OBP: 0.363, SLG: 0.418 (1, 4)	S 1B		3-1			F8	1B		F8	5	0	2	0	0	0	1									
Andre Dawson, R OBP: 0.338, SLG: 0.488 (1, 8)	F4		K			S 1B	F4			4	0	1	0	0	1	4									
Gary Carter, R OBP: 0.362, SLG: 0.463 (1, 2)	SF8		F4			S BB		5-3		2	0	0	1	1	0	0									
Tony Perez, R OBP: 0.306, SLG: 0.321 (1, 3)	F7			4-3		S IBB		K		3	0	0	0	1	1	1									
Ellis Valentine, R OBP: 0.349, SLG: 0.442 (1, 9)		FC1-5 1B		5-3		F8		FC6-4 1B		4	0	2	0	0	0	3									
Larry Parrish, R OBP: 0.319, SLG: 0.456 (1, 5)		1-3 FC1-5 1B		CS BB		F9		FC6-4 1-2		3	0	1	0	1	0	4									
Chris Speier, R OBP: 0.370, SLG: 0.400 (1, 6)		FC1-5 1-3		CS	F9		F2		F3	4	0	0	0	0	2										
Rudy May, L OBP: 0.200, SLG: 0.214 Wayne Garrett, L OBP: 0.190, SLG: 0.105 Bill Atkinson, L OBP: 0.667, SLG: 0.667 Del Unser, L OBP: 0.365, SLG: 0.289 (8, PH)	1-3			1-2 2-3	4-3		F4		K	2	0	0	0	0	2										
<b>Inning Stats</b>	R: 1 E: 0 K: 0 S: 4	H: 1 LOB: 1 BB: 1 P: 8	R: 0 E: 0 K: 0 S: 5	H: 2 LOB: 2 BB: 0 P: 5	R: 0 E: 0 K: 1 S: 5	H: 0 LOB: 0 BB: 0 P: 5	R: 0 E: 0 K: 0 S: 2	H: 0 LOB: 0 BB: 1 P: 6	R: 0 E: 0 K: 0 S: 3	H: 0 LOB: 0 BB: 0 P: 3	R: 0 E: 0 K: 0 S: 4	H: 1 LOB: 3 BB: 2 P: 12	R: 0 E: 0 K: 0 S: 5	H: 2 LOB: 2 BB: 0 P: 5	R: 0 E: 0 K: 1 S: 6	H: 1 LOB: 1 BB: 0 P: 6	R: 0 E: 0 K: 1 S: 6	H: 1 LOB: 1 BB: 0 P: 6	1B: 8 2B: 0 3B: 0 HR: 0	SF: 1 SAC: 0 DP: 0 HBP: 0	WP: 0 PB: 0 SB: 4 CS: 1	PA: 39			
<b>PITCHER</b>	IP	WLS	BF	H	R	ER	SO	BB	IBB	HBP	BLK	WP	HR	S	P	ERA	WHIP								
Dick Ruthven, R ERA: 3.06	(1, 1)	9.0 W	38 38	8 8	1 1	1 1	3 3	3 3	1 1	0 0	0 0	0 0	0 0	40 40	56 56	1.00 1.222									

Atlanta Braves @ Montreal Expos  
Olympic Stadium, Montreal, QB  
Sun May 14 1978, 3:33 AM EDT  
Att: 13,925 - Unknown

AB 33  
R 1  
H 8  
RBI 1  
BB 4  
SO 3  
LOB 19





Batter	1	2	3	4	5	6	7	8	9	AB	R	H	RBI	BB	SO	LOB	TOP				
<b>Pete Rose, S</b> OBP: 0.352, SLG: 0.479 (1, 5)	0-0 2B	0-0 FC4-6 1B			0-0 1B HR		0-0 4-3		0-0 F8	5	2	3	0	0	0	1					
<b>Ken Griffey, L</b> OBP: 0.357, SLG: 0.448 (1, 9)	0-0 5-3	0-0 FC4-6			0-0 HR		0-0 F7		0-0 P6	5	1	1	1	0	0	4					
<b>Joe Morgan, L</b> OBP: 0.406, SLG: 0.535 <b>Junior Kennedy, R</b> OBP: 0.360, SLG: 0.250 (8, 4)					0-0 G6-4-3 1B		0-0 HR			3	1	3	4	1	0	0					
<b>George Foster, R</b> OBP: 0.368, SLG: 0.489 (1, 7)	0-3 K				0-0 G6-4-3 1B		0-0 K		0-0 F9	4	0	0	0	0	2	3					
<b>Dan Driessen, L</b> OBP: 0.423, SLG: 0.593 (1, 3)	4-0 IBB				0-0 G3		0-0 F7		0-3 K	3	0	0	0	1	1	0					
<b>Johnny Bench, R</b> OBP: 0.319, SLG: 0.435 (1, 2)	0-0 F5				0-0 F7		0-0 6-3		0-3 K	4	0	0	0	0	1	2					
<b>Dave Concepcion, R</b> OBP: 0.344, SLG: 0.373 (1, 6)					0-0 L6		0-0 F9		0-0 F9	4	0	0	0	0	0	0					
<b>Cesar Geronimo, L</b> OBP: 0.370, SLG: 0.413 (1, 8)					0-3 K		0-0 L4		0-3 K	4	0	1	0	0	2	0					
<b>Tom Seaver, R</b> OBP: 0.294, SLG: 0.154 (1, 1)					4-0 2B 1B BB		0-3 K		0-0 2B	2	1	1	0	2	1	0					
<b>Inning Stats</b>	R: 1 E: 0 K: 1 S: 7	H: 2 LOB: 2 BB: 1 P: 11	R: 0 E: 0 K: 0 S: 4	H: 2 LOB: 2 BB: 1 P: 8	R: 0 E: 0 K: 0 S: 3	H: 1 LOB: 0 BB: 0 P: 3	R: 0 E: 0 K: 1 S: 5	H: 0 LOB: 0 BB: 0 P: 5	R: 4 E: 0 K: 1 S: 8	H: 3 LOB: 0 BB: 1 P: 12	R: 0 E: 0 K: 0 S: 3	H: 0 LOB: 1 BB: 1 P: 7	R: 0 E: 0 K: 2 S: 7	H: 0 LOB: 0 BB: 0 P: 7	R: 0 E: 0 K: 1 S: 6	H: 1 LOB: 1 BB: 0 P: 6	1B: 3 2B: 5 3B: 0 HR: 1	SF: 0 SAC: 0 DP: 1 HBP: 0	WP: 0 PB: 0 SB: 0 CS: 0	PA: 38	
<b>PITCHER</b>	IP	WLS	BF	H	R	ER	SO	BB	IBB	HBP	BLK	WP	HR	S	P	ERA	WHIP				
<b>Wayne Twitchell, R</b> ERA: 5.08 (1, 1)	5.0	L	24	8	5	5	3	2	1	0	0	0	1	27	39	9.00	2.000				
<b>Dan Schatzeder, L</b> ERA: (6, 1)	2.0		7	0	0	0	1	1	0	0	0	0	0	8	12	0.00	0.500				
<b>Darold Knowles, L</b> ERA: 2.45 (8, 1)	2.0		7	1	0	0	3	0	0	0	0	0	0	13	13	0.00	0.500				

Cincinnati Reds @ Montreal Expos  
Olympic Stadium, Montreal, QB  
Tue May 16 1978, 7:05 PM EDT  
Att: 10,725 - Unknown

AB 34  
R 5  
H 9  
RBI 5  
BB 4  
SO 7  
LOB 10



Batter	1	2	3	4	5	6	7	8	9	AB	R	H	RBI	BB	SO	LOB	BOTTOM				
<b>Warren Cromartie, L</b> OBP: 0.350, SLG: 0.358 (1, 7)	0-0 1B				0-0 6-3			0-3 K		4	1	2	0	0	1	0					
<b>Dave Cash, R</b> OBP: 0.367, SLG: 0.429 (1, 4)	0-0 1B				0-0 5-3		0-0 2B		0-0 4-3	4	0	2	0	0	0	1					
<b>Andre Dawson, R</b> OBP: 0.336, SLG: 0.480 (1, 8)	0-0 CS				0-0 F9		0-3 K		0-3 K	4	0	1	1	0	2	2					
<b>Gary Carter, R</b> OBP: 0.351, SLG: 0.446 (1, 2)	0-3 K				0-0 F7		0-3 K		0-0 E5	4	0	0	0	0	2	4					
<b>Tony Perez, R</b> OBP: 0.296, SLG: 0.310 (1, 3)	0-0 P4				0-3 K		0-3 K		0-0 F9	4	0	0	0	0	2	3					
<b>Ellis Valentine, R</b> OBP: 0.336, SLG: 0.426 (1, 9)					0-3 K		0-0 4-3		0-0 G3	4	0	0	0	0	2	1					
<b>Larry Parrish, R</b> OBP: 0.325, SLG: 0.462 (1, 5)					0-0 L8		4-0 BB		0-0 5-3	3	0	1	0	1	0	1					
<b>Chris Speier, R</b> OBP: 0.369, SLG: 0.398 (1, 6)					0-3 K		0-3 K			3	0	1	0	0	2	1					
<b>Wayne Twitchell, R</b> ERA: (1, 1)					0-0 F9		0-3 K			1	0	0	0	0	1	1					
<b>Jerry White, S</b> OBP: 0.222, SLG: 0.222 (5, PH)										1	0	0	0	0	0	0					
<b>Dan Schatzeder, L</b> ERA: (6, 1)										0	0	0	0	0	0	0					
<b>Wayne Garrett, L</b> OBP: 0.182, SLG: 0.100 (7, PH)										1	0	0	0	0	1	1					
<b>Darold Knowles, L</b> OBP: 1.000, SLG: 1.000 (8, 1)										0	0	0	0	0	0	0					
<b>Inning Stats</b>	R: 1 E: 0 K: 1 S: 7	H: 3 LOB: 1 BB: 0 P: 7	R: 0 E: 0 K: 2 S: 8	H: 2 LOB: 1 BB: 0 P: 8	R: 0 E: 0 K: 2 S: 7	H: 0 LOB: 0 BB: 0 P: 7	R: 0 E: 0 K: 3 S: 10	H: 1 LOB: 1 BB: 0 P: 10	R: 0 E: 0 K: 2 S: 7	H: 0 LOB: 0 BB: 1 P: 11	R: 0 E: 0 K: 2 S: 7	H: 0 LOB: 0 BB: 0 P: 7	R: 0 E: 1 K: 0 S: 4	H: 0 LOB: 1 BB: 0 P: 4	1B: 5 2B: 2 3B: 0 HR: 0	SF: 0 SAC: 0 DP: 0 HBP: 0	WP: 0 PB: 1 SB: 0 CS: 1	PA: 34			
<b>PITCHER</b>	IP	WLS	BF	H	R	ER	SO	BB	IBB	HBP	BLK	WP	HR	S	P	ERA	WHIP				
<b>Tom Seaver, R</b> ERA: 4.94 (1, 1)	9.0	W	34	7	1	1	13	1	0	0	0	0	0	59	63	1.00	0.889				

Cincinnati Reds @ Montreal Expos  
Olympic Stadium, Montreal, QB  
Tue May 16 1978, 7:05 PM EDT  
Att: 10,725 - Unknown

AB 33  
R 1  
H 7  
RBI 1  
BB 1  
SO 13  
LOB 15





Batter	1	2	3	4	5	6	7	8	9	10	11	AB	R	H	RBI	BB	SO	LOB	TOP								
<b>Pete Rose, S</b> OBP: 0.358, SLG: 0.473 (1, 5)	6-3	4-3		F7															4 0 1 0 2 0 0								
<b>Ken Griffey, L</b> OBP: 0.365, SLG: 0.453 (1, 9)	BB 2B 1B	F7				F2			SH1-4 1B										5 1 3 0 0 0 1								
<b>Joe Morgan, L</b> OBP: 0.396, SLG: 0.513 (1, 4)	BB 1-2 2B	3-1		F8		G3			F7										5 1 0 0 1 0 5								
<b>George Foster, R</b> OBP: 0.375, SLG: 0.503 (1, 8)	HR 2B								P2										4 1 2 2 1 0 1								
<b>Johnny Bench, R</b> OBP: 0.315, SLG: 0.450 (1, 7)	HR			F9		G5-4-3			F7										5 1 1 2 0 0 2								
<b>Dave Concepcion, R</b> OBP: 0.353, SLG: 0.390 (1, 6)	BB 9-2 1B			FC1-5 1B					K										5 0 3 0 0 1 1								
<b>Dan Driessen, L</b> OBP: 0.429, SLG: 0.584 (1, 3)	BB 1-2 BB			1B IBB					4-3										2 0 0 0 3 0 1								
<b>Don Werner, R</b> OBP: 0.333, SLG: 0.250 (1, 2)	E6 1-2 2-3					K			F7										5 0 1 0 0 1 5								
<b>Bill Bonham, R</b> OBP: 0.260, SLG: 0.125 (7, 1) <b>Manny Sarmiento, R</b> OBP: 0.313, SLG: 0.143 (8, 9th) <b>Dave Tomlin, L</b> OBP: 0.191 (8, 11) <b>Doug Bair, R</b> OBP: 0.267, SLG: 0.067 (7, 9th) <b>Dale Murray, R</b> OBP: 0.240, SLG: 0.174 (8, 5)	9-2			1-3					F8										3 0 0 0 0 0 0 3								
<b>Inning Stats</b>	R: 4 E: 1 K: 0 S: 7	H: 4 LOB: 2 BB: 2 P: 15	R: 0 E: 0 K: 0 S: 3	H: 0 LOB: 0 BB: 0 P: 3	R: 0 E: 0 K: 1 S: 4	H: 2 LOB: 2 BB: 1 P: 8	R: 0 E: 0 K: 0 S: 4	H: 1 LOB: 1 BB: 0 P: 4	R: 0 E: 0 K: 1 S: 5	H: 0 LOB: 0 BB: 1 P: 7	R: 0 E: 0 K: 1 S: 5	H: 0 LOB: 0 BB: 0 P: 5	R: 0 E: 0 K: 0 S: 3	H: 0 LOB: 0 BB: 0 P: 3	R: 0 E: 0 K: 0 S: 4	H: 1 LOB: 1 BB: 0 P: 4	R: 0 E: 0 K: 0 S: 4	H: 1 LOB: 1 BB: 0 P: 4	R: 0 E: 0 K: 0 S: 3	H: 1 LOB: 1 BB: 1 P: 7	1B: 7 2B: 4 3B: 0 HR: 1	SF: 0 SAC: 1 DP: 3 HBP: 0	WP: 0 PB: 0 SB: 0 CS: 0	PA: 48			
<b>PITCHER</b>	IP WLS BF H R ER SO BB IBB HBP BLK WP HR S P ERA WHIP	<b>PITCHER</b>										IP WLS BF H R ER SO BB IBB HBP BLK WP HR S P ERA WHIP															
<b>Ross Grimsley, L</b> ERA: 2.45 (1, 1)	3.2	15	3	0	0	0	1	1	0	0	0	0	0	13	21	0.00	1.091										
<b>Hal Dues, R</b> ERA: 3.86 (1, 1)	3.0	12	1	0	0	2	2	1	0	0	0	0	0	13	25	0.00	1.000										
<b>Bill Atkinson, R</b> ERA: 3.0 (5, 1)	4.0	W	15	3	0	0	1	0	0	0	0	0	0	14	18	0.00	1.000										

Cincinnati Reds @ Montreal Expos  
Olympic Stadium, Montreal, QB  
Wed May 17 1978, 7:05 PM EDT  
Att: 11,826 - Unknown

AB 40  
R 4  
H 11  
RBI 4  
BB 7  
SO 2  
LOB 19



Batter	1	2	3	4	5	6	7	8	9	10	11	AB	R	H	RBI	BB	SO	LOB	BOTTOM								
<b>Warren Cromartie, L</b> OBP: 0.357, SLG: 0.391 (1, 7)	6-3 1B		1B 1B 1B		4-3					4-3									6 1 3 3 0 1 2								
<b>Dave Cash, R</b> OBP: 0.372, SLG: 0.432 (1, 4)	6-3 1-2		1B 1B		6-3				HR										6 1 3 0 0 0 2								
<b>Andre Dawson, R</b> OBP: 0.342, SLG: 0.473 (1, 8)	1-3		1B 2-3 1B		K				1B BB										4 1 1 1 0 2 2 1								
<b>Gary Carter, R</b> OBP: 0.350, SLG: 0.444 (1, 2)	1-3		K						F8										5 0 1 0 1 1 8								
<b>Elis Valentine, R</b> OBP: 0.319, SLG: 0.404 (1, 9)		6-3		F2		L6			F9										6 0 0 0 0 0 6								
<b>Tony Perez, R</b> OBP: 0.300, SLG: 0.308 (1, 3)		6-3				K													5 0 1 1 1 1 3								
<b>Larry Parrish, R</b> OBP: 0.323, SLG: 0.455 (1, 5) <b>Darold Knowles, L</b> OBP: 0.500, SLG: 0.500 (8, 1)				F9															4 0 1 0 0 1 3								
<b>Chris Speier, R</b> OBP: 0.378, SLG: 0.417 (1, 6)					4-3														1 0 0 0 0 1 0								
<b>Ross Grimsley, L</b> ERA: 3.13 (1, 1) <b>Hal Dues, R</b> ERA: 3.86 (1, 1) <b>Bill Atkinson, R</b> ERA: 3.0 (5, 1) <b>Dave Tomlin, L</b> OBP: 0.191 (8, 11) <b>Doug Bair, R</b> OBP: 0.267, SLG: 0.067 (7, 9th) <b>Dale Murray, R</b> OBP: 0.240, SLG: 0.174 (8, 5)				1-3		L3-6 1B 1-2 1B													5 1 3 0 0 0 0								
<b>Inning Stats</b>	R: 0 E: 0 K: 0 S: 4	H: 1 LOB: 1 BB: 0 P: 4	R: 0 E: 0 K: 0 S: 3	H: 0 LOB: 0 BB: 0 P: 3	R: 0 E: 0 K: 1 S: 8	H: 3 LOB: 3 BB: 0 P: 8	R: 0 E: 0 K: 0 S: 4	H: 2 LOB: 2 BB: 1 P: 8	R: 0 E: 0 K: 1 S: 5	H: 1 LOB: 1 BB: 0 P: 5	R: 4 E: 0 K: 1 S: 10	H: 5 LOB: 2 BB: 1 P: 14	R: 0 E: 0 K: 1 S: 6	H: 1 LOB: 1 BB: 0 P: 6	R: 0 E: 0 K: 1 S: 5	H: 0 LOB: 0 BB: 1 P: 9	R: 0 E: 0 K: 1 S: 6	H: 1 LOB: 1 BB: 0 P: 6	R: 1 E: 1 K: 0 S: 3	H: 1 LOB: 1 BB: 1 P: 7	1B: 12 2B: 3 3B: 0 HR: 1	SF: 0 SAC: 0 DP: 1 HBP: 0	WP: 1 PB: 0 SB: 1 CS: 0	PA: 51			
<b>PITCHER</b>	IP WLS BF H R ER SO BB IBB HBP BLK WP HR S P ERA WHIP	<b>PITCHER</b>										IP WLS BF H R ER SO BB IBB HBP BLK WP HR S P ERA WHIP															
<b>Bill Bonham, R</b> ERA: 3.13 (1, 1)	6.0	29	11	4	0	1	1	0	0	0	0	0	0	6	10	0.00	2.000										
<b>Manny Sarmiento, R</b> ERA: 1.19 (7, 1)	1.0	5	1	0	0	1	0	0	0	0	0	0	0	5	5	0.00	1.500										
<b>Dave Tomlin, L</b> ERA: 6.55 (8, 1)	0.2	3	1	0	0	1	0	0	0	0	0	0	0	12	16	0.00	0.857										
<b>Doug Bair, R</b> ERA: 0.4 (8, 1)	2.1	9	1	0	0	2	1	0	0	0	0	0	0	3	7	13.50	1.500										
<b>Dale Murray, R</b> ERA: 4.13 (11, 1)	0.2	L	5	1	1	1	0	0	1	0	3	7	13.50	1.500													

Cincinnati Reds @ Montreal Expos  
Olympic Stadium, Montreal, QB  
Wed May 17 1978, 7:05 PM EDT  
Att: 11,826 - Unknown

AB 47  
R 5  
H 15  
RBI 4  
BB 4  
SO 7  
LOB 29





Batter	1	2	3	4	5	6	7	8	9	AB	R	H	RBI	BB	SO	LOB	TOP			
<b>Pete Rose, S</b> OBP: 0.349, SLG: 0.461 (1, 5)	G3			L5		G1		K		4	0	0	0	0	1	2				
<b>Ken Griffey, L</b> OBP: 0.380, SLG: 0.474 (1, 9)	F8			FC6-4			FC4	BB		4	1	4	2	0	0	0				
<b>Joe Morgan, L</b> OBP: 0.392, SLG: 0.500 (1, 4)	F8			F9			L9			3	0	0	0	1	0	3				
<b>George Foster, R</b> OBP: 0.378, SLG: 0.500 (1, 8)		5-3		FC6-4			FC4			3	0	1	1	1	0	1				
<b>Dan Driessen, L</b> OBP: 0.417, SLG: 0.566 (1, 3)	F7				4-3		FC4			4	0	0	0	0	0	4				
<b>Johnny Bench, R</b> OBP: 0.306, SLG: 0.436 (1, 2)	K				F2		K			4	0	0	0	0	2	2				
<b>Dave Concepcion, R</b> OBP: 0.357, SLG: 0.402 (1, 6)			4-3		6-3					4	1	2	0	0	0	0				
<b>Mike Lum, L</b> OBP: 0.158, SLG: 0.118 (1, 7)			P6			5-3		6-3		4	0	0	0	0	0	2				
<b>Fred Norman, S</b> OBP: 0.208, SLG: 0.208 (1, 1)			F8			K				2	0	0	0	0	1	0				
<b>Dave Collins, S</b> OBP: 0.292, SLG: 0.158 (8, PH)										0	1	0	0	1	0	0				
<b>Pedro Borbon, R</b> OBP: 0.333, SLG: 0.333 (8, 1)										1	0	0	0	0	0	1				
<b>Inning Stats</b>	R: 0 E: 0 K: 0 S: 3	H: 1 LOB: 0 BB: 0 P: 3	R: 0 E: 0 K: 1 S: 5	H: 0 LOB: 0 BB: 0 P: 5	R: 0 E: 0 K: 0 S: 3	H: 0 LOB: 1 BB: 0 P: 3	R: 0 E: 0 K: 0 S: 4	H: 1 LOB: 1 BB: 0 P: 4	R: 0 E: 0 K: 1 S: 5	H: 0 LOB: 0 BB: 0 P: 3	R: 0 E: 0 K: 1 S: 6	H: 1 LOB: 2 BB: 1 P: 10	R: 3 E: 0 K: 1 S: 8	H: 3 LOB: 2 BB: 2 P: 16	R: 0 E: 1 K: 0 S: 4	H: 1 LOB: 1 BB: 0 P: 4	1B: 5 2B: 2 3B: 0 HR: 0	SF: 0 SAC: 0 DP: 0 HBP: 0	WP: 0 PB: 0 SB: 0 CS: 0	PA: 36
<b>PITCHER</b> <b>Steve Rogers, R</b> ERA: 2.73 (1, 1)	IP: 9.0 WLS: L BF: 36 H: 7 R: 3 ER: 3 SO: 4 BB: 2 IBB: 1 HBP: 0 BLK: 0 WP: 0 HR: 0 S: 41 P: 53 ERA: 3.00 WHIP: 1.000																			

Cincinnati Reds @ Montreal Expos  
Olympic Stadium, Montreal, QB  
Thu May 18 1978, 7:05 PM EDT  
Att: 9,435 - Unknown

AB 33  
R 3  
H 7  
RBI 3  
BB 3  
SO 4  
LOB 15



Batter	1	2	3	4	5	6	7	8	9	AB	R	H	RBI	BB	SO	LOB	BOTTOM			
<b>Warren Cromartie, L</b> OBP: 0.353, SLG: 0.381 (1, 7)	4-3			FC5-4		4-3		4-3		3	0	0	0	1	0	0				
<b>Dave Cash, R</b> OBP: 0.368, SLG: 0.422 (1, 4)	F9			FC5-4		F5		FC6-4		3	0	0	0	1	0	1				
<b>Andre Dawson, R</b> OBP: 0.340, SLG: 0.467 (1, 8)	K			E		K		FC6-4		4	1	1	0	0	2	1				
<b>Gary Carter, R</b> OBP: 0.347, SLG: 0.438 (1, 2)		F8		BB		L6		FC6-4		4	0	1	0	0	0	1				
<b>Ellis Valentine, R</b> OBP: 0.325, SLG: 0.427 (1, 9)				FC3-2-5		F8				3	1	1	1	1	0	0				
<b>Tony Perez, R</b> OBP: 0.299, SLG: 0.300 (1, 3)		L6		BB		F8				3	0	0	1	1	0	0				
<b>Larry Parrish, R</b> OBP: 0.313, SLG: 0.440 (1, 5)		5-3		FC3-2-5				K		4	0	0	0	0	2	3				
<b>Chris Speier, R</b> OBP: 0.377, SLG: 0.409 (1, 6)			5-3			P6				2	0	0	0	1	0	0				
<b>Steve Rogers, R</b> OBP: 0.167, SLG: 0.130 (1, 1)			K		F8		5-3			3	0	0	0	0	1	3				
<b>Inning Stats</b>	R: 0 E: 0 K: 1 S: 5	H: 0 LOB: 0 BB: 0 P: 5	R: 1 E: 0 K: 0 S: 4	H: 1 LOB: 0 BB: 0 P: 4	R: 0 E: 0 K: 1 S: 5	H: 0 LOB: 1 BB: 1 P: 9	R: 1 E: 1 K: 0 S: 4	H: 2 LOB: 3 BB: 3 P: 16	R: 0 E: 0 K: 0 S: 3	H: 0 LOB: 0 BB: 0 P: 3	R: 0 E: 0 K: 1 S: 5	H: 0 LOB: 0 BB: 0 P: 5	R: 0 E: 0 K: 0 S: 3	H: 0 LOB: 1 BB: 1 P: 7	R: 0 E: 0 K: 1 S: 5	H: 0 LOB: 0 BB: 0 P: 5	1B: 2 2B: 0 3B: 0 HR: 1	SF: 0 SAC: 0 DP: 1 HBP: 0	WP: 0 PB: 0 SB: 0 CS: 0	PA: 34
<b>PITCHER</b> <b>Fred Norman, L</b> ERA: 2.63 (1, 1)	IP: 7.0 WLS: W BF: 27 H: 3 R: 2 ER: 2 SO: 4 BB: 4 IBB: 0 HBP: 0 BLK: 0 WP: 0 HR: 1 S: 31 P: 47 ERA: 2.57 WHIP: 1.000																			
<b>PITCHER</b> <b>Pedro Borbon, R</b> ERA: 6.97 (8, 1)	IP: 2.0 WLS: S BF: 7 H: 0 R: 0 ER: 0 SO: 1 BB: 1 IBB: 0 HBP: 0 BLK: 0 WP: 0 HR: 0 S: 8 P: 12 ERA: 0.00 WHIP: 0.500																			

Cincinnati Reds @ Montreal Expos  
Olympic Stadium, Montreal, QB  
Thu May 18 1978, 7:05 PM EDT  
Att: 9,435 - Unknown

AB 29  
R 2  
H 3  
RBI 2  
BB 5  
SO 5  
LOB 9









Batter	1	2	3	4	5	6	7	8	9	AB	R	H	RBI	BB	SO	LOB	TOP			
Frank Taveras, R OBP: 0.294, SLG: 0.328 (1, 6)										4	0	1	0	1	1	1				
Omar Moreno, L OBP: 0.367, SLG: 0.311 (1, 8)										3	1	1	0	1	1	1				
Dave Parker, L OBP: 0.368, SLG: 0.518 (1, 9)										3	1	2	0	1	0	1				
John Milner, L OBP: 0.313, SLG: 0.256 (1, 7)										4	1	1	0	0	2	5				
Willie Stargell, L OBP: 0.343, SLG: 0.460 (1, 3)										4	2	2	5	0	1	1				
Rennie Stennett, R OBP: 0.300, SLG: 0.362 (1, 4)										4	0	0	0	0	0	0				
Ed Ott, L OBP: 0.286, SLG: 0.345 (1, 2)										4	1	1	0	0	0	0				
Phil Garner, R OBP: 0.279, SLG: 0.379 (1, 5)										4	0	0	0	0	2	1				
Bert Blyleven, R OBP: 0.125, SLG: 0.087 (1, 1)										4	0	1	1	0	1	0				
<b>Inning Stats</b>	R: 3 E: 0 K: 1 S: 7	H: 2 LOB: 1 P: 11	R: 0 E: 0 K: 1 S: 5	H: 0 LOB: 0 BB: 0 P: 5	R: 0 E: 0 K: 0 S: 2	H: 0 LOB: 1 BB: 1 P: 6	R: 3 E: 0 K: 2 S: 11	H: 4 LOB: 1 BB: 0 P: 11	R: 0 E: 0 K: 0 S: 4	H: 0 LOB: 0 BB: 0 P: 3	R: 0 E: 0 K: 0 S: 8	H: 1 LOB: 2 BB: 1 P: 12	R: 0 E: 0 K: 1 S: 5	H: 0 LOB: 0 BB: 0 P: 5	R: 0 E: 0 K: 1 S: 6	H: 1 LOB: 1 BB: 0 P: 6	1B: 5 2B: 1 3B: 1 HR: 2	SF: 0 SAC: 1 DP: 0 HBP: 0	WP: 0 PB: 0 SB: 1 CS: 0	PA: 38
<b>PITCHER</b>	IP WLS BF H R ER SO BB IBB HBP BLK WP HR S P ERA WHIP																			
Wayne Twitchell, R ERA: 5.73 (1, 1)	5.0 L 23 7 6 6 4 2 0 0 0 0 2 29 37 10.80 1.800																			
Hal Dues, R ERA: 3.27 (6, 1)	2.0 8 1 0 0 2 1 0 0 0 0 0 11 15 0.00 1.000																			
Darold Knowles, L ERA: 1.74 (8, 1)	2.0 7 1 0 0 2 0 0 0 0 0 0 11 11 0.00 0.500																			

Pittsburgh Pirates @ Montreal Expos  
Olympic Stadium, Montreal, QB  
Sat May 20 1978, 3:33 AM EDT  
Att: 13,834 - Unknown


AB 34  
R 6  
H 9  
RBI 6  
BB 3  
SO 8  
LOB 10



Batter	1	2	3	4	5	6	7	8	9	AB	R	H	RBI	BB	SO	LOB	BOTTOM			
Warren Cromartie, L OBP: 0.355, SLG: 0.389 (1, 7)										4	0	0	0	0	1	2				
Dave Cash, R OBP: 0.363, SLG: 0.413 (1, 4)										4	0	1	0	0	0	1				
Andre Dawson, R OBP: 0.323, SLG: 0.441 (1, 8)										4	0	0	0	0	3	2				
Gary Carter, R OBP: 0.336, SLG: 0.414 (1, 2)										3	0	0	0	1	1	0				
Ellis Valentine, R OBP: 0.313, SLG: 0.408 (1, 9)										4	0	1	0	0	0	1				
Tony Perez, R OBP: 0.305, SLG: 0.331 (1, 3)										3	0	1	0	0	1	1				
Darold Knowles, L OBP: 0.500, SLG: 0.500 (8, 1)										0	0	0	0	0	0	0				
Wayne Garrett, L OBP: 0.226, SLG: 0.172 (1, 5)										3	0	0	0	0	0	3				
Chris Speier, R OBP: 0.372, SLG: 0.397 (1, 6)										2	0	0	0	1	0	0				
Wayne Twitchell, R (1, 1)										1	0	0	0	0	1	1				
Jerry White, S OBP: 0.273, SLG: 0.200 (5, PH)										1	0	0	0	0	1	0				
Hal Dues, R OBP: 0.143, SLG: 0.143 (6, 1)										0	0	0	0	0	0	0				
Del Unser, L OBP: 0.364, SLG: 0.277 (8, 3)										0	0	0	0	1	0	0				
<b>Inning Stats</b>	R: 0 E: 0 K: 1 S: 5	H: 0 LOB: 0 BB: 0 P: 5	R: 0 E: 0 K: 1 S: 5	H: 0 LOB: 1 BB: 1 P: 9	R: 0 E: 0 K: 2 S: 8	H: 1 LOB: 2 BB: 1 P: 12	R: 0 E: 0 K: 1 S: 5	H: 0 LOB: 0 BB: 0 P: 5	R: 0 E: 0 K: 1 S: 5	H: 0 LOB: 0 BB: 0 P: 5	R: 0 E: 0 K: 0 S: 4	H: 2 LOB: 1 BB: 0 P: 4	R: 0 E: 0 K: 0 S: 3	H: 0 LOB: 1 BB: 1 P: 7	R: 0 E: 0 K: 1 S: 5	H: 0 LOB: 0 BB: 0 P: 5	1B: 3 2B: 0 3B: 0 HR: 0	SF: 0 SAC: 0 DP: 1 HBP: 0	WP: 0 PB: 0 SB: 0 CS: 0	PA: 32
<b>PITCHER</b>	IP WLS BF H R ER SO BB IBB HBP BLK WP HR S P ERA WHIP																			
Bert Blyleven, R ERA: 4.1 (1, 1)	9.0 W 32 3 0 0 8 3 0 0 0 0 0 45 57 0.00 0.667																			

Pittsburgh Pirates @ Montreal Expos  
Olympic Stadium, Montreal, QB  
Sat May 20 1978, 3:33 AM EDT  
Att: 13,834 - Unknown


AB 29  
R 0  
H 3  
RBI 0  
BB 3  
SO 8  
LOB 11





Batter	1	2	3	4	5	6	7	8	9	AB	R	H	RBI	BB	SO	LOB	TOP								
Frank Taveras, R OBP: 0.304, SLG: 0.333 (1, 6)										4	1	2	0	1	0	1	<b>Pittsburgh Pirates @ Montreal Expos</b> Olympic Stadium, Montreal, QB Sun May 21 1978, 3:33 AM EDT Att: 20,016 - Unknown								
Omar Moreno, L OBP: 0.362, SLG: 0.331 (1, 8)										5	1	1	1	0	1	6									
Dave Parker, L OBP: 0.369, SLG: 0.514 (1, 9)										5	1	2	0	0	0	1									
Rennie Stennett, R OBP: 0.296, SLG: 0.380 (1, 4)										5	1	1	4	0	0	2									
Manny Sanguillen, R OBP: 0.333, SLG: 0.447 Willie Stargelt, L OBP: 0.356, SLG: 0.466 (1, 3) (7, 3)										3	0	0	0	0	0	0									
Phil Garner, R OBP: 0.291, SLG: 0.383 (1, 5)										4	1	2	0	1	1	1									
Steve Brye, R OBP: 0.346, SLG: 0.404 (1, 7)										4	1	1	1	0	0	3									
Duffy Dyer, R OBP: 0.365, SLG: 0.400 (1, 2)										3	1	3	1	1	0	0									
John Candelaria, L OBP: 0.227, SLG: 0.200 Kent Tekulve, R (8, 1)										2	0	0	0	0	0	2									
<b>Inning Stats</b>	R: 0 E: 0 K: 0 S: 4	H: 1 LOB: 1 BB: 0 P: 4	R: 0 E: 0 K: 0 S: 3	H: 1 LOB: 0 BB: 0 P: 3	R: 0 E: 0 K: 0 S: 4	H: 1 LOB: 1 BB: 0 P: 4	R: 0 E: 0 K: 0 S: 3	H: 0 LOB: 0 BB: 0 P: 3	R: 0 E: 0 K: 0 S: 3	H: 0 LOB: 1 BB: 1 P: 7	R: 1 E: 0 K: 0 S: 4	H: 1 LOB: 0 BB: 0 P: 4	R: 2 E: 0 K: 0 S: 6	H: 3 LOB: 2 BB: 1 P: 10	R: 0 E: 0 K: 0 S: 3	H: 1 LOB: 2 BB: 2 P: 11		R: 4 E: 0 K: 2 S: 12	H: 5 LOB: 1 BB: 0 P: 12	1B: 10 2B: 1 3B: 0 HR: 2	SF: 0 SAC: 1 DP: 0 HBP: 0	WP: 0 PB: 0 SB: 1 CS: 2	PA: 42		
<b>PITCHER</b>	IP	WLS	BF	H	R	ER	SO	BB	IBB	HBP	BLK	WP	HR	S	P	ERA	WHIP								
Ross Grimsley, L ERA: 2.6 (1, 1)	7.0	L	29	7	3	3	0	1	1	0	0	0	1	27	35	3.86	1.143								
Dan Schatzeder, L ERA: 4.75 (8, 1)	1.2		10	4	3	3	1	2	0	0	0	0	0	10	18	16.20	3.600								
Bill Atkinson, R ERA: 3.09 (9, 1)	0.1		3	2	1	1	1	0	0	0	0	0	1	5	5	27.00	6.000								

Batter	1	2	3	4	5	6	7	8	9	AB	R	H	RBI	BB	SO	LOB	BOTTOM								
Warren Cromartie, L OBP: 0.345, SLG: 0.377 (1, 7)										4	0	0	0	0	0	2	<b>Pittsburgh Pirates @ Montreal Expos</b> Olympic Stadium, Montreal, QB Sun May 21 1978, 3:33 AM EDT Att: 20,016 - Unknown								
Dave Cash, R OBP: 0.360, SLG: 0.408 (1, 4)										4	0	1	0	0	0	0									
Andre Dawson, R OBP: 0.315, SLG: 0.429 (1, 8)										4	0	0	0	0	0	1									
Gary Carter, R OBP: 0.333, SLG: 0.409 (1, 2)										4	0	1	0	0	0	2									
Ellis Valentine, R OBP: 0.311, SLG: 0.411 (1, 9)										4	0	1	0	0	1	2									
Tony Perez, R OBP: 0.317, SLG: 0.338 (1, 3)										3	0	2	0	1	0	0									
Larry Parrish, R OBP: 0.301, SLG: 0.423 (1, 5)										4	0	0	0	0	2	5									
Chris Speier, R OBP: 0.369, SLG: 0.392 (1, 6)										4	0	1	0	0	0	1									
Ross Grimsley, L OBP: 0.185, SLG: 0.120 Stan Papi, R OBP: 0.231, SLG: 0.250 Dan Schatzeder, L (7, PH) Bill Atkinson, L OBP: 0.667, SLG: 0.667 (8, 1) (9, 1)										2	0	0	0	0	1	0									
<b>Inning Stats</b>	R: 0 E: 0 K: 0 S: 3	H: 0 LOB: 0 BB: 0 P: 3	R: 0 E: 0 K: 1 S: 6	H: 1 LOB: 0 BB: 0 P: 6	R: 0 E: 0 K: 0 S: 3	H: 0 LOB: 0 BB: 0 P: 3	R: 0 E: 0 K: 0 S: 5	H: 2 LOB: 3 BB: 1 P: 9	R: 0 E: 0 K: 1 S: 5	H: 0 LOB: 0 BB: 0 P: 5	R: 0 E: 0 K: 0 S: 4	H: 1 LOB: 1 BB: 0 P: 4	R: 0 E: 0 K: 1 S: 6	H: 1 LOB: 2 BB: 1 P: 10	R: 0 E: 1 K: 1 S: 6	H: 0 LOB: 1 BB: 0 P: 6		R: 0 E: 0 K: 0 S: 3	H: 1 LOB: 0 BB: 0 P: 3	1B: 5 2B: 1 3B: 0 HR: 0	SF: 0 SAC: 0 DP: 1 HBP: 0	WP: 0 PB: 0 SB: 0 CS: 0	PA: 35		
<b>PITCHER</b>	IP	WLS	BF	H	R	ER	SO	BB	IBB	HBP	BLK	WP	HR	S	P	ERA	WHIP								
John Candelaria, L ERA: 3.93 (1, 1)	7.0	W	28	5	0	0	3	1	1	0	0	0	0	32	40	0.00	0.857								
Kent Tekulve, R ERA: 1.52 (8, 1)	2.0	S	7	1	0	0	1	0	0	0	0	0	0	9	9	0.00	0.500								





Batter	1	2	3	4	5	6	7	8	9	AB	R	H	RBI	BB	SO	LOB	TOP					
Frank Taveras, R (1, 6) OBP: 0.303, SLG: 0.331	F7			K			6-3			4	0	1	2	0	1	0	<b>Pittsburgh Pirates @ Montreal Expos</b> <b>Olympic Stadium, Montreal, QB</b> Mon May 22, 1978, 3:33 AM EDT Att: 12,300 - Sunny					
Omar Moreno, L (1, 8) OBP: 0.353, SLG: 0.321	K			1-3			K	K		4	0	0	0	0	3	2						
Dave Parker, L (1, 9) OBP: 0.366, SLG: 0.503	F9			K					4-3	3	0	0	0	1	1	0						
John Milner, L (1, 7) OBP: 0.308, SLG: 0.256			K		P4				4-3	4	0	1	0	0	1	1						
Willie Stargell, L (1, 3) OBP: 0.352, SLG: 0.451		4-3						K	FC3-6	3	0	0	0	1	1	1						
Rennie Stennett, R (1, 4) OBP: 0.295, SLG: 0.376									FC5-4	4	1	1	0	0	1	2						
Ed Ott, L (1, 2) OBP: 0.287, SLG: 0.345										3	1	1	0	0	0	0						
Phil Garner, R (1, 5) OBP: 0.292, SLG: 0.382										3	0	1	0	0	0	0						
Jim Rooker, R (1, 1) OBP: 0.071, SLG: 0.071										1	0	0	0	0	0	0						
Fernando Gonzalez, R (8, PH) OBP: 0.222, SLG: 0.116										1	0	0	0	0	0	0						
Jim Bibby, R (8, PH) OBP: 0.603, SLG: 0.333										0	0	0	0	0	0	0						
Jim Fregosi, R (8, PH) OBP: 0.350, SLG: 0.133										1	0	0	0	0	1	3						
Kent Tekulve, R (8, 1)										0	0	0	0	0	0	0						
<b>Inning Stats</b>	R: 0 E: 0 K: 1 S: 5	H: 0 LOB: 0 BB: 0 P: 5	R: 0 E: 0 K: 2 S: 7	H: 0 LOB: 0 BB: 0 P: 7	R: 0 E: 0 K: 0 S: 3	H: 0 LOB: 0 BB: 0 P: 3	R: 0 E: 0 K: 2 S: 7	H: 0 LOB: 0 BB: 0 P: 7	R: 0 E: 0 K: 0 S: 2	H: 0 LOB: 0 BB: 1 P: 6	R: 0 E: 0 K: 0 S: 3	H: 0 LOB: 0 BB: 0 P: 3	R: 0 E: 0 K: 1 S: 5	H: 0 LOB: 1 BB: 1 P: 9	R: 2 E: 0 K: 3 S: 13	H: 4 LOB: 2 BB: 0 P: 13	R: 0 E: 0 K: 0 S: 4	H: 1 LOB: 1 BB: 0 P: 4	1B: 5 2B: 0 3B: 0 HR: 0	SF: 0 SAC: 0 DP: 1 HBP: 0	WP: 0 PB: 0 SB: 0 CS: 0	PA: 33
<b>PITCHER</b>	IP WLS BF H R ER SO BB IBB HBP BLK WP HR S P ERA WHIP																					
Steve Rogers, R (1, 1) ERA: 2.69	7.2 W 28 4 2 2 8 2 0 0 0 0 0 0 42 50 2.35 0.783																					
Darold Knowles, L (8, 1) ERA: 1.64	1.1 S 5 1 0 0 1 0 0 0 0 0 0 0 7 7 0.00 0.750																					

AB 31  
R 2  
H 5  
RBI 2  
BB 2  
SO 9  
LOB 9



Batter	1	2	3	4	5	6	7	8	9	AB	R	H	RBI	BB	SO	LOB	BOTTOM			
Dave Cash, R (1, 4) OBP: 0.370, SLG: 0.420										3	2	2	0	1	0	0	<b>Pittsburgh Pirates @ Montreal Expos</b> <b>Olympic Stadium, Montreal, QB</b> Mon May 22, 1978, 3:33 AM EDT Att: 12,300 - Sunny			
Del Unser, L (9, 3) OBP: 0.364, SLG: 0.277										0	0	0	0	0	0	0				
Chris Speier, R (1, 6) OBP: 0.386, SLG: 0.387										4	0	1	1	0	0	2				
Gary Carter, R (1, 2) OBP: 0.344, SLG: 0.406										1	2	0	0	3	0	1				
Tony Perez, R (1, 3) OBP: 0.322, SLG: 0.346										3	0	1	1	1	1	3				
Pepe Frias, R (8, PR) OBP: 0.687, SLG: 1.667										0	1	0	0	0	0	0				
Ellis Valentine, R (1, 9) OBP: 0.317, SLG: 0.421										4	0	2	2	0	0	2				
Warren Cromartie, L (1, 7) OBP: 0.342, SLG: 0.373										4	0	1	1	0	1	3				
Andre Dawson, R (1, 8) OBP: 0.307, SLG: 0.417										4	0	0	0	0	1	4				
Larry Parrish, R (1, 5) OBP: 0.300, SLG: 0.414										3	0	0	0	1	1	2				
Steve Rogers, R (1, 1) OBP: 0.148, SLG: 0.115										3	0	0	0	0	1	1				
Darold Knowles, L (8, 1) OBP: 0.500, SLG: 0.500										0	0	0	0	0	0	0				
<b>Inning Stats</b>	R: 2 E: 0 K: 2 S: 9	H: 2 LOB: 1 BB: 1 P: 13	R: 0 E: 0 K: 0 S: 2	H: 0 LOB: 0 BB: 1 P: 6	R: 0 E: 0 K: 0 S: 3	H: 0 LOB: 1 BB: 1 P: 7	R: 0 E: 0 K: 0 S: 3	H: 1 LOB: 0 BB: 0 P: 3	R: 1 E: 0 K: 1 S: 7	H: 2 LOB: 1 BB: 0 P: 7	R: 0 E: 0 K: 1 S: 5	H: 0 LOB: 1 BB: 1 P: 9	R: 0 E: 0 K: 1 S: 5	H: 0 LOB: 1 BB: 1 P: 9	R: 2 E: 0 K: 0 S: 5	H: 2 LOB: 2 BB: 1 P: 9	1B: 4 2B: 3 3B: 0 HR: 0	SF: 0 SAC: 0 DP: 2 HBP: 0	WP: 2 PB: 1 SB: 1 CS: 0	PA: 35
<b>PITCHER</b>	IP WLS BF H R ER SO BB IBB HBP BLK WP HR S P ERA WHIP																			
Jim Rooker, L (1, 1) ERA: 6.03	5.0 L 21 5 3 3 3 3 0 0 0 0 1 0 24 36 5.40 1.600																			
Jim Bibby, R (8, 1) ERA: 2.45	2.0 8 0 0 0 2 2 0 0 0 0 1 0 10 18 0.00 1.000																			
Kent Tekulve, R (8, 1) ERA: 2.19	1.0 6 2 2 2 0 1 0 0 0 0 1 0 5 9 18.00 3.000																			

AB 29  
R 5  
H 7  
RBI 5  
BB 6  
SO 5  
LOB 18





Batter	1	2	3	4	5	6	7	8	9	AB	R	H	RBI	BB	SO	LOB	TOP		
Dave Cash, R (1,4) OBP: 0.361, SLG: 0.409 Del Unser, L (8,3) OBP: 0.364, SLG: 0.277	4-3		E4		5-3		G5-4-3			4	0	0	0	0	0	3			
Chris Speier, R (1,6) OBP: 0.391, SLG: 0.391	4-3		CS			1B		F8		4	0	2	0	0	0	0			
Gary Carter, R (1,2) OBP: 0.341, SLG: 0.401	F9				F2			5-3		4	1	1	0	0	0	1			
Tony Perez, R (1,3) OBP: 0.320, SLG: 0.350 Pepe Frias, R (8,4) OBP: 0.697, SLG: 1.667		L4-6			F8		FC5-2-5-2-6-3		K	4	1	1	0	0	1	3			
Ellis Valentine, R (1,9) OBP: 0.308, SLG: 0.409		6-3			F9		E6		6-3	4	0	0	1	0	0	3			
Warren Cromartie, L (1,7) OBP: 0.340, SLG: 0.360		L4-6					SF9		2B	3	1	1	1	0	0	1			
Andre Dawson, R (1,8) OBP: 0.312, SLG: 0.426									2B	4	1	2	1	0	1	1			
Larry Parrish, R (1,5) OBP: 0.299, SLG: 0.409					F9				F7	4	0	1	0	0	0	2			
Rudy May, L (1,1) OBP: 0.263, SLG: 0.235 Mike Garman, R (7,1)					K				5-3	2	0	1	0	1	1	1			
<b>Inning Stats</b>	R: 0 E: 0 K: 0 S: 3	H: 0 LOB: 0 BB: 0 P: 3	R: 0 E: 0 K: 0 S: 3	H: 1 LOB: 0 BB: 0 P: 3	R: 1 E: 1 K: 1 S: 6	H: 1 LOB: 0 BB: 0 P: 6	R: 0 E: 0 K: 0 S: 4	H: 1 LOB: 1 BB: 0 P: 4	R: 0 E: 0 K: 1 S: 7	H: 2 LOB: 2 BB: 0 P: 7	R: 0 E: 0 K: 0 S: 2	H: 0 LOB: 0 BB: 1 P: 6	R: 0 E: 0 K: 1 S: 5	H: 0 LOB: 0 BB: 0 P: 5	R: 1 E: 0 K: 0 S: 5	H: 2 LOB: 1 BB: 0 P: 5	1B: 6 2B: 4 3B: 0 HR: 0	SF: 1 SAC: 0 DP: 2 HBP: 0	WP: 1 PA: 37
<b>PITCHER</b>	IP	WLS	BF	H	R	ER	SO	BB	IBB	HBP	BLK	WP	HR	S	P	ERA	WHIP		
Bob Forsch, R (1,1) ERA: 2.28	7.0	L	28	7	3	1	2	1	0	0	0	1	0	31	35	1.29	1.143		
Pete Vuckovich, R (8,1) ERA: 2.63	2.0		8	2	1	1	1	0	0	0	0	0	0	10	10	4.50	1.000		

Montreal Expos @ St. Louis Cardinals  
 Busch Stadium, St. Louis, MO  
 Tue May 23 1978, 7:05 PM CDT  
 Att: 11,128 - Unknown

AB 34  
 R 4  
 H 9  
 RBI 3  
 BB 1  
 SO 3  
 LOB 16



Batter	1	2	3	4	5	6	7	8	9	AB	R	H	RBI	BB	SO	LOB	BOTTOM		
Lou Brock, L (1,7) OBP: 0.311, SLG: 0.288	4-3		F7		4-3		4-3			4	0	0	0	0	0	4			
Garry Templeton, S (1,6) OBP: 0.236, SLG: 0.284	5-3				6-3		K		K	4	0	0	0	0	2	0			
Keith Hernandez, L (1,3) OBP: 0.389, SLG: 0.439	G3						F5		3-1	4	0	1	0	0	0	0			
Ted Simmons, S (1,2) OBP: 0.404, SLG: 0.514					L7					3	0	2	0	1	0	1			
Jerry Morales, R (1,9) OBP: 0.273, SLG: 0.333					4-3		F8		1-3	4	0	0	0	0	1	4			
Ken Reitz, R (1,5) OBP: 0.293, SLG: 0.373										3	0	1	0	1	0	0			
Jerry Mumphrey, S (1,8) OBP: 0.253, SLG: 0.210					E4		FC6-4		G5-4-3	4	1	1	0	0	0	2			
Mike Tyson, R (1,4) OBP: 0.318, SLG: 0.400 Mike Phillips, L (9,PH) OBP: 0.346, SLG: 0.455					F3		F7		L9	3	0	1	0	0	0	2			
Bob Forsch, R (1,1) OBP: 0.250, SLG: 0.357 Roger Freed, R (7,PH) OBP: 0.267, SLG: 0.571 Pete Vuckovich, R (8,1)										2	0	2	1	0	0	0			
<b>Inning Stats</b>	R: 0 E: 0 K: 0 S: 3	H: 0 LOB: 0 BB: 0 P: 3	R: 0 E: 0 K: 1 S: 4	H: 0 LOB: 0 BB: 1 P: 8	R: 0 E: 1 K: 0 S: 4	H: 1 LOB: 1 BB: 0 P: 4	R: 0 E: 0 K: 0 S: 4	H: 1 LOB: 1 BB: 0 P: 4	R: 0 E: 0 K: 1 S: 6	H: 1 LOB: 1 BB: 0 P: 6	R: 0 E: 0 K: 0 S: 5	H: 2 LOB: 2 BB: 0 P: 5	R: 0 E: 0 K: 1 S: 6	H: 1 LOB: 1 BB: 0 P: 6	R: 0 E: 0 K: 0 S: 2	H: 0 LOB: 0 BB: 1 P: 6	1B: 7 2B: 2 3B: 0 HR: 0	SF: 0 SAC: 0 DP: 2 HBP: 0	WP: 0 PA: 35
<b>PITCHER</b>	IP	WLS	BF	H	R	ER	SO	BB	IBB	HBP	BLK	WP	HR	S	P	ERA	WHIP		
Rudy May, L (1,1) ERA: 4.19	6.1	W	26	7	1	1	2	1	0	0	1	0	0	29	33	1.42	1.263		
Mike Garman, R (7,1) ERA: 3.79	2.2	S	9	1	0	0	1	1	0	0	0	0	0	10	14	0.00	0.750		

Montreal Expos @ St. Louis Cardinals  
 Busch Stadium, St. Louis, MO  
 Tue May 23 1978, 7:05 PM CDT  
 Att: 11,128 - Unknown

AB 33  
 R 1  
 H 8  
 RBI 1  
 BB 2  
 SO 3  
 LOB 15





Batter	1	2	3	4	5	6	7	8	9	AB	R	H	RBI	BB	SO	LOB	TOP					
Dave Cash, R (1,4) OBP: 0.358, SLG: 0.401	0-0 4-3			4-0 CS BB			0-0 1-3		0-0 4-3	3	0	0	0	1	0	0	<b>Montreal Expos @ St. Louis Cardinals</b> Busch Stadium, St. Louis, MO Wed May 24, 1978, 7:05 PM CDT Att: 12,135 - Unknown <a href="http://livebaseballscorecards.com">livebaseballscorecards.com</a>					
Chris Speier, R (1,6) OBP: 0.362, SLG: 0.382	0-0 6-3			0-0 5-3			0-0 G3			3	0	0	0	0	0	1						
Gary Carter, R (1,2) OBP: 0.341, SLG: 0.400	0-0 F8			0-0 L5			0-0 1B			3	0	1	0	0	0	0						
Tony Perez, R (1,3) OBP: 0.314, SLG: 0.343		0-3 K			0-0 1-3				0-0 F8	3	0	0	0	0	1	1						
Ellis Valentine, R (1,9) OBP: 0.308, SLG: 0.403		1-0 G1-6-3 HBP			0-0 5-3				0-0 4-3	2	0	0	0	0	0	0						
Warren Cromartie, L (1,7) OBP: 0.333, SLG: 0.371		0-0 G1-6-3			0-0 1-3				0-0 F7	3	0	0	0	0	0	1						
Andre Dawson, R (1,8) OBP: 0.312, SLG: 0.424				0-0 5-3			0-0 G1-6-3 1B		0-0 6-3	3	0	1	0	0	0	0						
Larry Parrish, R (1,5) OBP: 0.293, SLG: 0.400				0-0 4-3			0-0 G1-6-3		0-0 F9	3	0	0	0	0	0	1						
Hal Dues, R (1,1) OBP: 0.125, SLG: 0.125				0-3 K					0-0 1-3	1	0	0	0	0	1	0						
Wayne Garrett, L (6, PH) OBP: 0.219, SLG: 0.167										1	0	0	0	0	1	0						
Dan Schatzeder, L (6, 1) OBP: 0.357, SLG: 0.271										0	0	0	0	0	0	0						
Del Unser, L (9, PH)										1	0	0	0	0	0	0						
<b>Inning Stats</b>	R: 0 E: 0 K: 0 S: 3	H: 0 LOB: 0 BB: 0 P: 3	R: 0 E: 0 K: 1 S: 4	H: 0 LOB: 0 BB: 0 P: 5	R: 0 E: 0 K: 1 S: 5	H: 0 LOB: 0 BB: 1 P: 5	R: 0 E: 0 K: 0 S: 2	H: 0 LOB: 0 BB: 1 P: 6	R: 0 E: 0 K: 0 S: 3	H: 0 LOB: 0 BB: 0 P: 3	R: 0 E: 0 K: 1 S: 5	H: 1 LOB: 0 BB: 0 P: 5	R: 0 E: 0 K: 0 S: 4	H: 1 LOB: 1 BB: 0 P: 4	R: 0 E: 0 K: 0 S: 3	H: 0 LOB: 0 BB: 0 P: 3	R: 0 E: 0 K: 0 S: 3	H: 0 LOB: 0 BB: 0 P: 3	1B: 2 2B: 0 3B: 0 HR: 0	SF: 0 SAC: 0 DP: 2 HBP: 1	WP: 0 PB: 0 SB: 0 CS: 1	PA: 28
<b>PITCHER</b> John Denny, R (1,1) ERA: 2.96	IP: 9.0 WLS: W BF: 28 H: 2 R: 0 ER: 0 SO: 3 BB: 1 IBB: 0 HBP: 1 BLK: 0 WP: 0 HR: 0 S: 32 P: 37 ERA: 0.00 WHIP: 0.333																					

Batter	1	2	3	4	5	6	7	8	9	AB	R	H	RBI	BB	SO	LOB	BOTTOM					
Garry Templeton, S (1,6) OBP: 0.231, SLG: 0.278	0-0 6-3		0-0 FC3-2-5 E 1B	0-0 F7			0-0 F3			4	1	0	0	0	0	2	<b>Montreal Expos @ St. Louis Cardinals</b> Busch Stadium, St. Louis, MO Wed May 24, 1978, 7:05 PM CDT Att: 12,135 - Unknown <a href="http://livebaseballscorecards.com">livebaseballscorecards.com</a>					
Jim Dwyer, L (1,7) OBP: 0.318, SLG: 0.375	0-0 1B		1-0 E 1B HBP		0-0 1B		0-0 F9			3	1	2	0	0	0	0						
Ken Reitz, R (1,5) OBP: 0.286, SLG: 0.363	0-0 F9		0-0 E5 1B 1-2 2-3		0-0 F7		0-3 K			4	0	0	0	0	1	3						
Ted Simmons, S (1,2) OBP: 0.400, SLG: 0.507	0-0 4-3		0-0 1B 1-3 2H 3H		0-0 4-3		0-0 P5			4	0	1	2	0	0	1						
Keith Hernandez, L (1,3) OBP: 0.393, SLG: 0.437		4-0 G6-4-3 BB	4-0 1B			0-0 L7				1	0	0	0	2	0	0						
Dane Iorg, L (1,9) OBP: 0.267, SLG: 0.185		0-0 F7	0-0 4-3			0-3 K				2	0	0	0	0	0	4						
Jerry Morales, R (6, PH)										1	0	0	0	0	1	0						
Jerry Mumphrey, S (1,8) OBP: 0.245, SLG: 0.202		0-0 G6-4-3		0-0 6-3			0-0 F9			3	0	0	0	0	0	1						
Mike Phillips, L (1,4) OBP: 0.385, SLG: 0.520			0-0 E9 FC3-2-5 2B	0-0 SH2-4 1B			0-3 K			3	0	2	0	0	1	0						
John Denny, R (1,1) OBP: 0.280, SLG: 0.375			0-3 K	0-0 SH2-4			0-0 F3			2	0	0	0	0	1	1						
<b>Inning Stats</b>	R: 0 E: 0 K: 0 S: 4	H: 1 LOB: 1 BB: 0 P: 4	R: 0 E: 0 K: 0 S: 2	H: 0 LOB: 0 BB: 1 P: 6	R: 2 E: 2 K: 1 S: 8	H: 2 LOB: 3 BB: 1 P: 13	R: 0 E: 0 K: 0 S: 4	H: 1 LOB: 1 BB: 0 P: 4	R: 0 E: 0 K: 1 S: 5	H: 0 LOB: 0 BB: 0 P: 5	R: 0 E: 0 K: 1 S: 5	H: 0 LOB: 0 BB: 0 P: 5	R: 0 E: 0 K: 1 S: 5	H: 0 LOB: 0 BB: 0 P: 5	R: 0 E: 0 K: 1 S: 5	H: 0 LOB: 0 BB: 0 P: 5	R: 0 E: 0 K: 1 S: 5	H: 0 LOB: 0 BB: 0 P: 5	1B: 4 2B: 1 3B: 0 HR: 0	SF: 0 SAC: 1 DP: 1 HBP: 1	WP: 0 PB: 0 SB: 0 CS: 0	PA: 31
<b>PITCHER</b> Hal Dues, R (1,1) ERA: 2.67	IP: 5.0 WLS: L BF: 22 H: 5 R: 2 ER: 0 SO: 1 BB: 2 IBB: 1 HBP: 0 BLK: 0 WP: 0 HR: 0 S: 21 P: 30 ERA: 0.00 WHIP: 1.200																					
Dan Schatzeder, L (6, 1) ERA: 3.12	IP: 3.0 WLS: 9 BF: 9 H: 0 R: 0 ER: 0 SO: 3 BB: 0 IBB: 0 HBP: 0 BLK: 0 WP: 0 HR: 0 S: 15 P: 15 ERA: 0.00 WHIP: 0.000																					







Batter	1	2	3	4	5	6	7	8	9	AB	R	H	RBI	BB	SO	LOB	TOP					
Dave Cash, R OBP: 0.356, SLG: 0.396 (1, 4)										5	0	2	0	0	0	1	<b>Montreal Expos @ Pittsburgh Pirates</b> Three Rivers Stadium, Pittsburgh, PA Fri May 26 1978, 7:05 PM EDT Att: 8,816 - Unknown					
Stan Paol, R OBP: 0.238, SLG: 0.250 (1, 6)										5	0	2	0	0	1	3						
Gary Carter, R OBP: 0.343, SLG: 0.395 (1, 2)										3	0	0	0	1	1	4						
Tony Perez, R OBP: 0.306, SLG: 0.333 (8, PR)										4	0	0	0	0	1	3						
Sam Mejias, R OBP: 0.273, SLG: 0.200 (8, 3)										0	0	0	0	0	0	0						
Del Unser, L OBP: 0.344, SLG: 0.264 (8, 3)										0	0	0	0	0	0	0						
Ellis Valentine, R OBP: 0.314, SLG: 0.399 (1, 9)										2	0	0	0	2	0	0						
Warren Cromartie, L OBP: 0.327, SLG: 0.369 (1, 7)										4	0	0	0	0	1	3						
Andre Dawson, R OBP: 0.309, SLG: 0.412 (1, 8)										3	0	1	0	1	1	3						
Larry Parrish, R OBP: 0.292, SLG: 0.415 (1, 5)										4	1	1	1	0	1	4						
Steve Rogers, R OBP: 0.133, SLG: 0.103 (9, PH)										3	0	0	0	0	0	2						
Wayne Garrett, L OBP: 0.285, SLG: 0.219 (9, PR)										1	0	1	0	0	0	0						
Pepe Frias, R OBP: 0.600, SLG: 1.400 (9, PR)										0	0	0	0	0	0	0						
<b>Inning Stats</b>	R: 0 E: 0 K: 1 S: 6	H: 2 LOB: 1 BB: 0 P: 6	R: 0 E: 1 K: 0 S: 5	H: 1 LOB: 2 BB: 0 P: 5	R: 0 E: 0 K: 0 S: 3	H: 1 LOB: 0 BB: 0 P: 3	R: 0 E: 0 K: 1 S: 5	H: 0 LOB: 2 BB: 2 P: 13	R: 0 E: 0 K: 0 S: 4	H: 1 LOB: 1 BB: 0 P: 4	R: 0 E: 1 K: 2 S: 8	H: 0 LOB: 1 BB: 0 P: 8	R: 1 E: 0 K: 1 S: 6	H: 1 LOB: 0 BB: 0 P: 6	R: 0 E: 0 K: 1 S: 5	H: 0 LOB: 2 BB: 2 P: 13	R: 0 E: 0 K: 0 S: 4	H: 1 LOB: 2 BB: 0 P: 4	1B: 6 2B: 1 3B: 0 HR: 1	SF: 0 SAC: 0 DP: 2 HBP: 0	WP: 0 PB: 0 CS: 0	PA: 38
<b>PITCHER</b>	IP WLS BF H R ER SO BB IBB HBP BLK WP HR S P ERA WHIP																					
John Candelaria, L ERA: 3.65 (1, 1)	7.2 W 33 6 1 1 6 4 0 0 0 0 0 1 41 57 1.17 1.304																					
Kent Tekulve, R ERA: 2.1 (8, 1)	1.1 S 5 1 0 0 0 0 0 0 0 0 0 0 5 5 0.00 0.750																					

AB	34
R	1
H	7
RBI	1
BB	4
SO	6
LOB	23



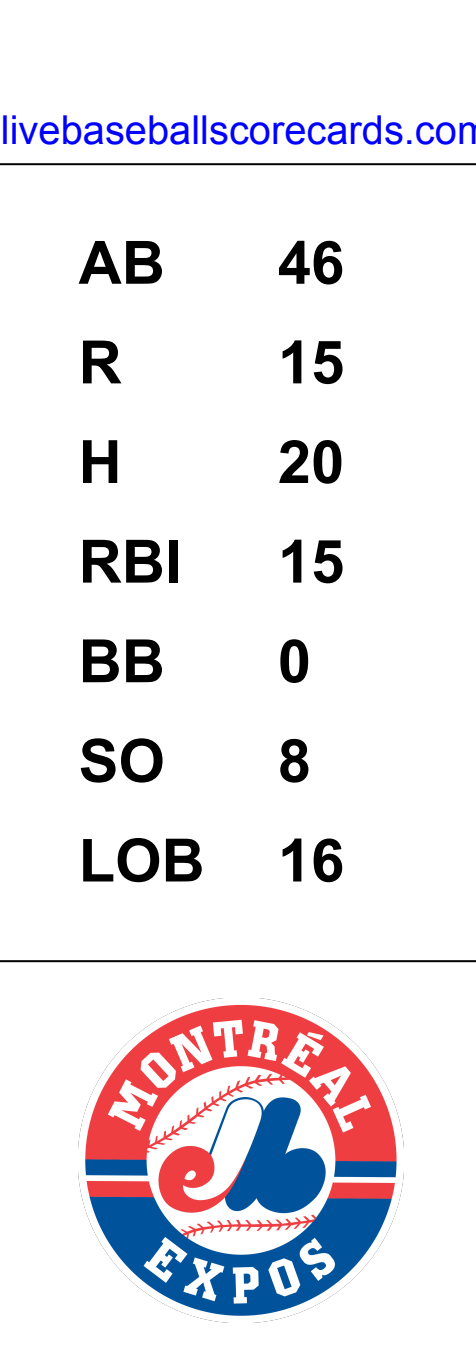
Batter	1	2	3	4	5	6	7	8	9	AB	R	H	RBI	BB	SO	LOB	BOTTOM			
Frank Taveras, R OBP: 0.312, SLG: 0.342 (1, 6)										4	0	1	0	0	0	1	<b>Montreal Expos @ Pittsburgh Pirates</b> Three Rivers Stadium, Pittsburgh, PA Fri May 26 1978, 7:05 PM EDT Att: 8,816 - Unknown			
Omar Moreno, L OBP: 0.325, SLG: 0.297 (1, 8)										3	0	0	0	0	1					
Dave Parker, L OBP: 0.360, SLG: 0.497 (1, 9)										3	0	0	0	0	1	0				
John Milner, L OBP: 0.295, SLG: 0.255 (1, 7)										3	0	0	0	0	0	0				
Rennie Stennett, R OBP: 0.303, SLG: 0.372 (1, 4)										3	1	1	0	0	0	0				
Manny Sanguillen, R OBP: 0.333, SLG: 0.512 (1, 3)										3	1	1	2	0	0	0				
Ed Ott, L OBP: 0.303, SLG: 0.373 (1, 2)										3	0	0	0	0	1	0				
Phil Garner, R OBP: 0.300, SLG: 0.364 (1, 5)										3	0	1	0	0	0	0				
John Candelaria, L OBP: 0.250, SLG: 0.190 (8, 1)										1	0	0	0	1	1	1				
										1	0	0	0	0	0	0				
<b>Inning Stats</b>	R: 0 E: 0 K: 0 S: 3	H: 0 LOB: 0 BB: 0 P: 3	R: 0 E: 0 K: 0 S: 3	H: 0 LOB: 0 BB: 0 P: 3	R: 0 E: 0 K: 1 S: 6	H: 2 LOB: 1 BB: 0 P: 6	R: 0 E: 0 K: 0 S: 3	H: 0 LOB: 0 BB: 0 P: 3	R: 0 E: 0 K: 0 S: 5	H: 0 LOB: 0 BB: 0 P: 5	R: 2 E: 0 K: 1 S: 7	H: 2 LOB: 0 BB: 0 P: 7	R: 0 E: 0 K: 0 S: 3	H: 0 LOB: 0 BB: 0 P: 3	R: 0 E: 0 K: 0 S: 3	H: 0 LOB: 0 BB: 0 P: 3	1B: 3 2B: 0 3B: 0 HR: 1	SF: 0 SAC: 0 DP: 0 HBP: 0	WP: 0 PB: 0 CS: 1	PA: 29
<b>PITCHER</b>	IP WLS BF H R ER SO BB IBB HBP BLK WP HR S P ERA WHIP																			
Steve Rogers, R ERA: 2.64 (1, 1)	8.0 L 28 4 2 2 3 1 0 0 0 0 0 1 33 37 2.25 0.625																			





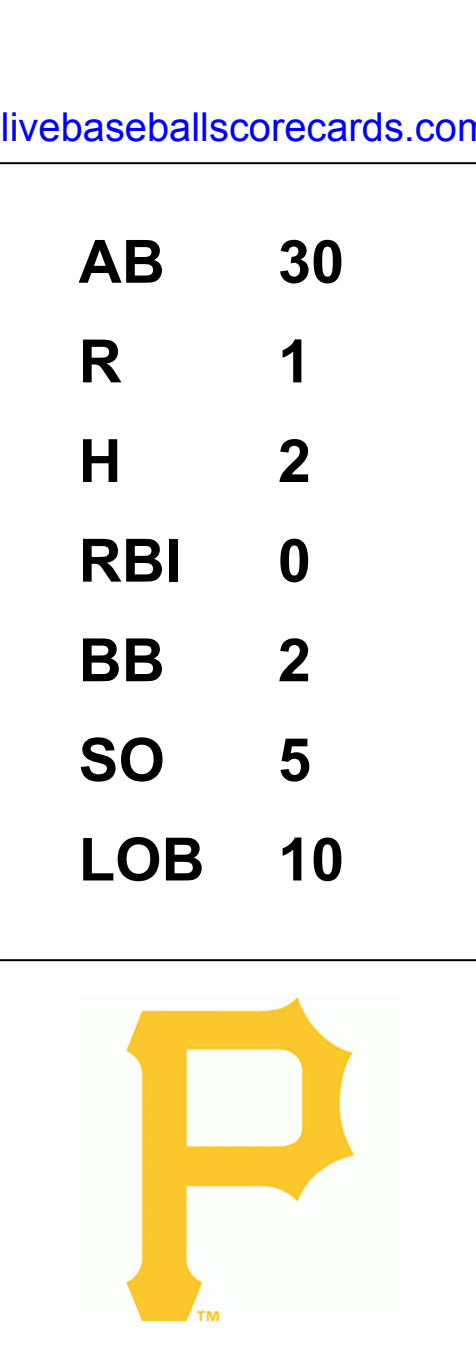
Batter	1	2	3	4	5	6	7	8	9	AB	R	H	RBI	BB	SO	LOB	TOP			
Dave Cash, R (1,4) OBP: 0.366, SLG: 0.412	E6 F8 PB SF9	4-3		1B 2B		F8 SF8 1B	2B 1B		2B 1B	6	5	4	1	0	0	0				
Pepe Frias, R (9,4) OBP: 0.600, SLG: 1.400										0	0	0	0	0	0	0				
Stan Paol, R (1,6) OBP: 0.333, SLG: 0.423	F8 1-3		1B 1B	6-3		1B 1-2	2B 1B		2B 1B	6	1	4	3	0	0	2				
Gary Carter, R (1,2) OBP: 0.343, SLG: 0.395	SF9 3-H		1B 1-3	2B 1B		F8 2-3	F7		F8	5	2	2	2	0	0	4				
Tony Perez, R (1,3) OBP: 0.309, SLG: 0.358	F7		1B 1-3	K		SF8 3-H			HR	4	1	2	3	0	1	1				
Ellis Valentine, R (1,9) OBP: 0.316, SLG: 0.412		3B 2B	P3 3-H	2B		5-3			4-3	5	1	2	1	0	0	3				
Warren Cromartie, L (1,7) OBP: 0.329, SLG: 0.383		HR 2H	1B 3-H	1-3			3-1		1-3	5	1	2	2	0	0	1				
Andre Dawson, R (1,8) OBP: 0.301, SLG: 0.400		6-3	K		6-3		K		K	5	0	0	0	0	3	3	AB 46 R 15 H 20 RBI 15 BB 0 SO 8 LOB 16			
Larry Parrish, R (1,5) OBP: 0.296, SLG: 0.441		HR 3-H	K		1-3		1B 2B		6-3	5	2	2	2	0	1	2				
Rudy May, L (1,1) OBP: 0.292, SLG: 0.318	K			2B 2B		K	1B 2B		K	5	2	2	1	0	3	0	WP: 0 PA: 48 SB: 1 CS: 0			
<b>Inning Stats</b>	R: 1 E: 1 K: 0 S: 4	H: 0 LOB: 0 BB: 0 P: 4	R: 3 E: 0 K: 1 S: 8	H: 3 LOB: 0 BB: 0 P: 8	R: 2 E: 0 K: 2 S: 11	H: 4 LOB: 2 BB: 0 P: 11	R: 3 E: 0 K: 1 S: 9	H: 4 LOB: 1 BB: 0 P: 9	R: 0 E: 0 K: 1 S: 5	H: 0 LOB: 0 BB: 0 P: 5	R: 1 E: 0 K: 0 S: 5	H: 2 LOB: 1 BB: 0 P: 5	R: 3 E: 0 K: 1 S: 9	H: 4 LOB: 1 BB: 0 P: 9	R: 1 E: 0 K: 1 S: 6	H: 1 LOB: 0 BB: 0 P: 6	R: 1 E: 0 K: 1 S: 7	H: 2 LOB: 1 BB: 0 P: 7	1B: 10 2B: 7 3B: 1 HR: 2	SF: 2 SAC: 0 DP: 0 HBP: 0
<b>PITCHER</b>	IP WLS BF H R ER SO BB IBB HBP BLK WP HR S P ERA WHIP																			
Jim Rooker, L (1,1) ERA: 6.86	2.0 L 12 5 6 5 1 0 0 0 0 0 0 1 14 14 22.50 2.500																			
Bruce Kison, R (3,1) ERA: 3.42	3.0 15 6 3 3 4 0 0 0 0 0 0 0 23 23 9.00 2.000																			
Will McEnaney, L (6,1) ERA: 10.38	3.0 16 7 5 5 2 0 0 0 0 0 0 1 20 20 15.00 2.333																			
Jerry Reuss, L (9,1) ERA: 5.64	1.0 5 2 1 1 1 0 0 0 0 0 0 0 7 7 9.00 2.000																			

Montreal Expos @ Pittsburgh Pirates  
Three Rivers Stadium, Pittsburgh, PA  
Sat May 27 1978, 7:05 PM EDT  
Att: 10,773 - Unknown



Batter	1	2	3	4	5	6	7	8	9	AB	R	H	RBI	BB	SO	LOB	BOTTOM	
Frank Taveras, R (1,6) OBP: 0.310, SLG: 0.335	F9		S BB		F8			F8		3	0	0	0	1	0	1		
Omar Moreno, L (1,8) OBP: 0.328, SLG: 0.291	E BB		K 1-2			F7		L7		3	1	0	0	1	1	1		
Dave Parker, L (1,9) OBP: 0.352, SLG: 0.485	E8 1-H		F7			3-1		F8		4	0	0	0	0	0	1		
Rennie Stennett, R (1,4) OBP: 0.297, SLG: 0.364	L4			4-3		F9		K		3	0	0	0	0	0	1		
Mario Mendoza, R (7,4) OBP: 0.275, SLG: 0.381									K	1	0	0	0	0	1	0		
Manny Sanguillen, R (1,3) OBP: 0.326, SLG: 0.489	4-3			4-3				L9		4	0	1	0	0	0	1		
Phil Garner, R (1,5) OBP: 0.294, SLG: 0.356		K		6-3		F9				3	0	0	0	0	1	1		
John Milner, L (1,7) OBP: 0.297, SLG: 0.259		K			1B		K			3	0	1	0	0	2	1	AB 30 R 1 H 2 RBI 0 BB 2 SO 5 LOB 10	
Duffy Dyer, R (1,2) OBP: 0.333, SLG: 0.360	F9				F8		F8			3	0	0	0	0	0	2		
Jim Rooker, R (1,1) OBP: 0.291, SLG: 0.271										0	0	0	0	0	0	0		
Bruce Kison, R (3,1) OBP: 0.306, SLG: 0.419										1	0	0	0	0	0	0		
Steve Brye, R (5, PH) OBP: 0.366, SLG: 0.419										0	0	0	0	0	0	0		
Will McEnaney, L (6,1) OBP: 0.342, SLG: 0.197										1	0	0	0	0	0	0		
Jim Fregosi, R (8, PH) OBP: 0.342, SLG: 0.197										0	0	0	0	0	0	0		
Jerry Reuss, L (9,1)										0	0	0	0	0	0	0		
<b>Inning Stats</b>	R: 1 E: 1 K: 0 S: 4	H: 0 LOB: 1 BB: 1 P: 8	R: 0 E: 0 K: 2 S: 7	H: 0 LOB: 0 BB: 0 P: 7	R: 0 E: 0 K: 1 S: 5	H: 0 LOB: 1 BB: 1 P: 9	R: 0 E: 0 K: 0 S: 3	H: 0 LOB: 0 BB: 0 P: 3	R: 0 E: 0 K: 0 S: 3	H: 1 LOB: 1 BB: 0 P: 3	R: 0 E: 0 K: 1 S: 6	H: 1 LOB: 0 BB: 0 P: 6	R: 0 E: 0 K: 0 S: 3	H: 0 LOB: 0 BB: 0 P: 3	R: 0 E: 0 K: 1 S: 5	H: 0 LOB: 0 BB: 0 P: 5	1B: 2 2B: 0 3B: 0 HR: 0	SF: 0 SAC: 0 DP: 0 HBP: 0
<b>PITCHER</b>	IP WLS BF H R ER SO BB IBB HBP BLK WP HR S P ERA WHIP																	
Rudy May, L (1,1) ERA: 3.66	9.0 W 32 2 1 0 5 2 0 0 0 0 0 0 40 48 0.00 0.444																	

Montreal Expos @ Pittsburgh Pirates  
Three Rivers Stadium, Pittsburgh, PA  
Sat May 27 1978, 7:05 PM EDT  
Att: 10,773 - Unknown





Batter	1	2	3	4	5	6	7	8	9	AB	R	H	RBI	BB	SO	LOB	TOP					
Dave Cash, R OBP: 0.363, SLG: 0.408 (1,4)										4	1	1	0	0	0	1						
Stan Paol, R OBP: 0.323, SLG: 0.400 (1,6)										4	1	1	0	0	0	1						
Del Unser, L OBP: 0.323, SLG: 0.246 (1,3)										4	0	0	0	0	1	2						
Ellis Valentine, R OBP: 0.309, SLG: 0.401 (1,9)										4	0	0	1	0	0	0						
Warren Cromartie, L OBP: 0.322, SLG: 0.373 (1,7)										4	0	0	0	0	2	0						
Andre Dawson, R OBP: 0.302, SLG: 0.399 (1,8)										3	0	1	0	0	0	0						
Larry Parrish, R OBP: 0.290, SLG: 0.432 (1,5)										3	0	0	0	0	1	1						
Bob Reece, R OBP: 0.143, SLG: 0.286 (7, PH)										2	0	0	0	0	0	0						
Gary Carter, R OBP: 0.341, SLG: 0.392 (7, 2)										1	0	0	0	0	1	1						
Hal Dues, R OBP: 0.111, SLG: 0.111 (1, 1)										1	0	0	0	0	1	0						
Dan Schatzeder, L OBP: 1.000, SLG: 1.000 (6, PH)										1	0	1	0	0	0	0						
Wayne Garrett, L OBP: 0.257, SLG: 0.212 (8, PH)										1	0	0	0	0	0	0						
Darold Knowles, L OBP: 0.500, SLG: 0.500 (8, 1)										0	0	0	0	0	0	0						
<b>Inning Stats</b>	R: 2 E: 1 K: 0 S: 5	H: 1 LOB: 0 BB: 0 P: 5	R: 0 E: 0 K: 1 S: 5	H: 0 LOB: 0 BB: 0 P: 5	R: 0 E: 0 K: 1 S: 6	H: 1 LOB: 1 BB: 0 P: 6	R: 0 E: 0 K: 1 S: 5	H: 0 LOB: 0 BB: 0 P: 5	R: 0 E: 0 K: 0 S: 4	H: 1 LOB: 1 BB: 0 P: 4	R: 0 E: 0 K: 0 S: 3	H: 0 LOB: 0 BB: 0 P: 3	R: 0 E: 0 K: 1 S: 6	H: 1 LOB: 1 BB: 0 P: 6	R: 0 E: 0 K: 0 S: 3	H: 0 LOB: 0 BB: 0 P: 3	R: 0 E: 0 K: 2 S: 7	H: 0 LOB: 0 BB: 0 P: 7	1B: 4 2B: 0 3B: 0 HR: 0	SF: 0 SAC: 0 DP: 0 HBP: 0	WP: 1 PB: 0 CS: 0	PA: 32
<b>PITCHER</b> Jim Bibby, R ERA: 2.22 (1, 1)	IP: 9.0 WLS: W BF: 32 H: 4 R: 2 ER: 1 SO: 6 BB: 0 IBB: 0 HBP: 0 BLK: 0 WP: 1 HR: 0 S: 44 P: 44 ERA: 1.00 WHIP: 0.444															<b>PITCHER</b>	IP: 9.0 WLS: W BF: 32 H: 4 R: 2 ER: 1 SO: 6 BB: 0 IBB: 0 HBP: 0 BLK: 0 WP: 1 HR: 0 S: 44 P: 44 ERA: 1.00 WHIP: 0.444					

**Montreal Expos @ Pittsburgh Pirates**  
Three Rivers Stadium, Pittsburgh, PA  
Sun May 28 1978, 3:33 AM EDT  
Att: 26,564 - Unknown

AB	32
R	2
H	4
RBI	1
BB	0
SO	6
LOB	6



Batter	1	2	3	4	5	6	7	8	9	AB	R	H	RBI	BB	SO	LOB	BOTTOM			
Frank Taveras, R OBP: 0.309, SLG: 0.335 (1,6)										3	1	1	1	0	0	0				
Omar Moreno, L OBP: 0.326, SLG: 0.290 (1,8)										4	1	1	0	0	1	3				
Dave Parker, L OBP: 0.344, SLG: 0.474 (1,9)										4	0	0	1	0	1	1				
John Milner, L OBP: 0.309, SLG: 0.316 (1,7)										3	2	1	1	1	0	0				
Rennie Stennett, R OBP: 0.309, SLG: 0.375 (1,4)										4	0	3	1	0	0	0				
Manny Sanguillen, R OBP: 0.300, SLG: 0.400 (1,3)										4	1	2	0	0	0	1				
Phil Garner, R OBP: 0.293, SLG: 0.349 (1,5)										3	0	0	0	0	2					
Duffy Dyer, R OBP: 0.350, SLG: 0.377 (1,2)										3	0	2	0	0	0	0				
Jim Bibby, R OBP: 0.375, SLG: 0.167 (1, 1)										3	0	0	0	0	2	4				
<b>Inning Stats</b>	R: 2 E: 0 K: 0 S: 5	H: 2 LOB: 0 BB: 0 P: 5	R: 0 E: 0 K: 0 S: 4	H: 1 LOB: 1 BB: 0 P: 4	R: 2 E: 1 K: 0 S: 4	H: 2 LOB: 1 BB: 1 P: 8	R: 1 E: 0 K: 1 S: 7	H: 2 LOB: 2 BB: 0 P: 8	R: 0 E: 0 K: 1 S: 6	H: 1 LOB: 1 BB: 0 P: 6	R: 0 E: 0 K: 1 S: 5	H: 0 LOB: 0 BB: 0 P: 5	R: 0 E: 0 K: 1 S: 5	H: 0 LOB: 0 BB: 0 P: 5	R: 0 E: 0 K: 0 S: 4	H: 2 LOB: 1 BB: 0 P: 4	1B: 9 2B: 0 3B: 0 HR: 1	SF: 1 SAC: 0 DP: 1 HBP: 1	WP: 0 PB: 0 CS: 0	PA: 34
<b>PITCHER</b> Hal Dues, R ERA: 3.6 (1, 1)	IP: 3.0 WLS: L BF: 16 H: 6 R: 5 ER: 4 SO: 4 BB: 1 IBB: 0 HBP: 1 BLK: 0 WP: 0 HR: 1 S: 14 P: 19 ERA: 12.00 WHIP: 2.333															<b>PITCHER</b>	IP: 3.0 WLS: L BF: 16 H: 6 R: 5 ER: 4 SO: 4 BB: 1 IBB: 0 HBP: 1 BLK: 0 WP: 0 HR: 1 S: 14 P: 19 ERA: 12.00 WHIP: 2.333			
<b>PITCHER</b> Dan Schatzeder, L ERA: 2.13 (4, 1)	IP: 4.0 WLS: L BF: 14 H: 2 R: 0 ER: 0 SO: 4 BB: 0 IBB: 0 HBP: 0 BLK: 0 WP: 0 HR: 0 S: 22 P: 22 ERA: 0.00 WHIP: 0.500															<b>PITCHER</b>	IP: 4.0 WLS: L BF: 14 H: 2 R: 0 ER: 0 SO: 4 BB: 0 IBB: 0 HBP: 0 BLK: 0 WP: 0 HR: 0 S: 22 P: 22 ERA: 0.00 WHIP: 0.500			
<b>PITCHER</b> Darold Knowles, L ERA: 1.57 (8, 1)	IP: 1.0 WLS: L BF: 4 H: 2 R: 0 ER: 0 SO: 0 BB: 0 IBB: 0 HBP: 0 BLK: 0 WP: 0 HR: 0 S: 4 P: 4 ERA: 0.00 WHIP: 2.000															<b>PITCHER</b>	IP: 1.0 WLS: L BF: 4 H: 2 R: 0 ER: 0 SO: 0 BB: 0 IBB: 0 HBP: 0 BLK: 0 WP: 0 HR: 0 S: 4 P: 4 ERA: 0.00 WHIP: 2.000			

**Montreal Expos @ Pittsburgh Pirates**  
Three Rivers Stadium, Pittsburgh, PA  
Sun May 28 1978, 3:33 AM EDT  
Att: 26,564 - Unknown

AB	31
R	5
H	10
RBI	4
BB	1
SO	4
LOB	11






Batter	1	2	3	4	5	6	7	8	9	AB	R	H	RBI	BB	SO	LOB	TOP			
Ivan De Jesus, R OBP: 0.332, SLG: 0.335 (1, 6)	0-0 1-3 1B		0-0 P4			0-0 P4		0-0 6-3		4	0	1	0	0	0	0				
Gene Clines, R OBP: 0.328, SLG: 0.333 (1, 9)	0-0 L6			0-0 1B		0-0 L6		0-0 L9		4	1	1	0	0	0	1				
Bill Buckner, L OBP: 0.348, SLG: 0.402 (1, 3)	0-0 1-3			0-0 FC6-4 2-H 1B		0-0 4-3			0-0 4-3	4	0	1	1	0	0	2				
Dave Kingman, R OBP: 0.313, SLG: 0.504 (1, 7)	0-0 6-3			0-0 FC6-4 1-2 3B		0-0 BB			0-0 F7	3	1	0	0	1	0	2				
Manny Trillo, R OBP: 0.337, SLG: 0.379 (1, 4)		3-3 K		0-2 1-H 3B		2-3 K			0-0 L7	4	0	1	1	0	2	2				
Bobby Murcer, L OBP: 0.330, SLG: 0.374 (1, 8)	0-0 P6			0-0 F2					0-0 F8	3	0	0	0	0	0	0				
Steve Ontiveros, S OBP: 0.253, SLG: 0.212 (1, 5)	2-2 F9					0-0 F9			0-0 F8	3	0	0	0	0	0	0				
Dave Rader, L OBP: 0.295, SLG: 0.365 Paul Reuschel, R (7, 1)			2-2 6-3			0-0 F9			0-0 4-3	3	0	0	0	0	0	0				
Woodie Fryman, R OBP: 0.067, SLG: 0.143 Donnie Moore, L OBP: 0.500, SLG: 0.500 Larry Cox, R OBP: 0.235, SLG: 0.271 (1, 1) (6, 1) (7, 2)			1-2 P5			0-0 F7			0-0 5-3	2	0	0	0	0	0	0				
<b>Inning Stats</b>	R: 0 E: 0 K: 0 S: 4	H: 1 LOB: 1 BB: 0 P: 4	R: 0 E: 0 K: 1 S: 9	H: 0 LOB: 0 BB: 0 P: 14	R: 0 E: 0 K: 0 S: 11	H: 0 LOB: 0 BB: 0 P: 14	R: 2 E: 0 K: 0 S: 9	H: 3 LOB: 0 BB: 0 P: 9	R: 0 E: 0 K: 0 S: 3	H: 0 LOB: 0 BB: 0 P: 3	R: 0 E: 0 K: 0 S: 3	H: 0 LOB: 0 BB: 0 P: 3	R: 0 E: 0 K: 0 S: 3	H: 0 LOB: 0 BB: 0 P: 3	R: 0 E: 0 K: 0 S: 3	H: 0 LOB: 0 BB: 0 P: 3	1B: 2 2B: 1 3B: 1 HR: 0	SF: 0 SAC: 0 DP: 0 HBP: 0	WP: 0 PB: 0 SB: 0 CS: 0	PA: 32
<b>PITCHER</b> Ross Grimsley, L ERA: 2.47 (1, 1)	IP: 9.0 WLS: W BF: 32 H: 4 R: 2 ER: 2 SO: 2 BB: 1 IBB: 0 HBP: 0 BLK: 0 WP: 0 HR: 0 S: 53 P: 67 ERA: 2.00 WHIP: 0.556															<b>PITCHER</b>				

Chicago Cubs @ Montreal Expos  
Olympic Stadium, Montreal, QB  
Mon May 29 1978, 7:05 PM EDT  
Att: 22,934 - Unknown - 75 F


AB	31
R	2
H	4
RBI	2
BB	1
SO	2
LOB	7



Batter	1	2	3	4	5	6	7	8	9	AB	R	H	RBI	BB	SO	LOB	BOTTOM			
Dave Cash, R OBP: 0.356, SLG: 0.399 Pepe Frias, R OBP: 0.600, SLG: 1.400 (1, 4) (9, 4)	0-0 P6		0-0 5-3			0-0 L7			0-0 L9	4	0	0	0	0	0	1				
Stan Paol, R OBP: 0.371, SLG: 0.455 (1, 6)	0-0 5-3					0-0 BLK 1B			0-0 1B E HBP	3	2	2	0	0	0	0				
Gary Carter, R OBP: 0.349, SLG: 0.394 (1, 2)	4-0 BB		0-0 F5			4-0 1B BB			3-2 E 1B	2	1	1	0	2	0	1				
Tony Perez, R OBP: 0.308, SLG: 0.355 Del Unser, L OBP: 0.323, SLG: 0.246 (1, 3) (7, PR) (8, 3)	0-0 P3					0-0 K			0-0 FC6	4	1	1	2	0	1	2				
Ellis Valentine, R OBP: 0.307, SLG: 0.397 (1, 9)			0-0 4-3			0-0 L9			0-0 P4	4	0	1	1	0	0	2				
Warren Cromartie, L OBP: 0.320, SLG: 0.370 (1, 7)						0-3 K			0-0 F5	4	0	1	0	0	2	4				
Andre Dawson, R OBP: 0.311, SLG: 0.403 (1, 8)									0-0 6-3	3	0	2	1	0	0	1				
Larry Parrish, R OBP: 0.295, SLG: 0.430 (1, 5)									0-0 FC1-6 HBP	3	0	1	0	1	0	3				
Ross Grimsley, L OBP: 0.188, SLG: 0.103 (1, 1)			0-0 1-3						0-0 G4-3	3	0	0	0	0	0	3				
<b>Inning Stats</b>	R: 0 E: 0 K: 0 S: 3	H: 0 LOB: 1 BB: 1 P: 7	R: 0 E: 0 K: 0 S: 4	H: 2 LOB: 1 BB: 0 P: 4	R: 0 E: 0 K: 0 S: 4	H: 1 LOB: 1 BB: 0 P: 4	R: 0 E: 0 K: 2 S: 7	H: 0 LOB: 0 BB: 0 P: 7	R: 0 E: 0 K: 0 S: 8	H: 2 LOB: 1 BB: 0 P: 10	R: 3 E: 0 K: 0 S: 6	H: 3 LOB: 2 BB: 2 P: 14	R: 1 E: 1 K: 1 S: 10	H: 1 LOB: 2 BB: 0 P: 14	R: 0 E: 0 K: 0 S: 2	H: 0 LOB: 0 BB: 0 P: 3	1B: 8 2B: 1 3B: 0 HR: 0	SF: 0 SAC: 1 DP: 2 HBP: 2	WP: 0 PB: 0 SB: 0 CS: 0	PA: 36
<b>PITCHER</b> Woodie Fryman, L ERA: 4.88 Donnie Moore, R ERA: 4.45 Paul Reuschel, R ERA: 4.38 (1, 1) (6, 1) (7, 1)	IP: 5.0 WLS: L BF: 21 H: 6 R: 2 ER: 2 SO: 2 BB: 2 IBB: 0 HBP: 1 BLK: 0 WP: 0 HR: 0 S: 27 P: 37 ERA: 3.60 WHIP: 1.600															<b>PITCHER</b>				

Chicago Cubs @ Montreal Expos  
Olympic Stadium, Montreal, QB  
Mon May 29 1978, 7:05 PM EDT  
Att: 22,934 - Unknown - 75 F

AB	30
R	4
H	9
RBI	4
BB	3
SO	3
LOB	17





Batter	1	2	3	4	5	6	7	8	9	AB	R	H	RBI	BB	SO	LOB	TOP					
Ivan De Jesus, R (1, 6) OBP: 0.344, SLG: 0.349	0-0 1B		3-3 K			0-0 FC6-4 1B		0-0 BB 1B	0-0 1B	5	0	4	1	0	1	1	Chicago Cubs @ Montreal Expos Olympic Stadium, Montreal, QB Tue May 30 1978, 7:05 PM EDT Att: 16,106 - Unknown - 81 F					
Greg Gross, L (1, 8) OBP: 0.374, SLG: 0.518	2-2 L7		0-0 5-3			0-0 FC6-4		4-0 BB 1B	0-0 L3	3	0	0	0	0	0	4						
Gene Clines, R (8, PH) OBP: 0.333, SLG: 0.329						1-2 2-3		1-2 BB		1	0	0	0	1	0	1						
Larry Bittner, L (1, 3) OBP: 0.345, SLG: 0.460	0-0 F7					3-2 SF8		3-2 L7		3	0	1	1	0	0	3						
Dave Kingman, R (1, 7) OBP: 0.304, SLG: 0.489	0-3 K					0-3 K		0-0 1-3		4	0	0	0	0	3	5						
Bobby Murcer, L (1, 9) (8, 8) OBP: 0.328, SLG: 0.371						0-0 G4-6-3				4	0	1	0	0	0	1						
Manny Trillo, R (1, 4) OBP: 0.341, SLG: 0.378						4-0 G4-6-3 BB		0-3 K		3	1	1	0	1	2	1						
Steve Ontiveros, S (1, 5) OBP: 0.253, SLG: 0.220						0-0 G4-6-3		0-0 6-3		4	1	1	1	0	1	2						
Dave Rader, L (1, 2) OBP: 0.302, SLG: 0.364						4-2 SH5-4 BB		0-0 6-3		3	1	1	0	1	0	1						
Rick Reuschel, R (1, 1) OBP: 0.107, SLG: 0.038						0-0 SH5-4		0-3 K		1	1	1	0	0	0	0						
Joe Wallis, S (8, PH) OBP: 0.348, SLG: 0.450								0-2 G3		1	0	0	0	0	1	0						
Paul Reuschel, R (8, 1) OBP: 0.348, SLG: 0.450								0-0 FC6-4 1B SF8		1	0	0	0	0	0	0						
Willie Hernandez, L (8, 1) OBP: 0.348, SLG: 0.398								0-3 K		1	0	0	0	0	0	0						
Bill Buckner, L (8, PH) OBP: 0.346, SLG: 0.398								1-2 3-H		1	0	0	1	0	0	1						
<b>Inning Stats</b>	R: 0 E: 0 K: 1 S: 11	H: 1 LOB: 1 BB: 0 P: 13	R: 0 E: 0 K: 2 S: 7	H: 0 LOB: 0 BB: 7	R: 0 E: 0 K: 1 S: 9	H: 0 LOB: 1 BB: 1 P: 16	R: 0 E: 0 K: 1 S: 5	H: 1 LOB: 0 BB: 0 P: 5	R: 0 E: 0 K: 0 S: 2	H: 0 LOB: 0 BB: 1 P: 6	R: 1 E: 0 K: 1 S: 10	H: 2 LOB: 1 BB: 0 P: 13	R: 0 E: 0 K: 1 S: 7	H: 1 LOB: 1 BB: 0 P: 7	R: 0 E: 0 K: 1 S: 9	H: 1 LOB: 2 BB: 1 P: 16	R: 3 E: 0 K: 0 S: 13	H: 4 LOB: 1 BB: 0 P: 15	1B: 9 2B: 1 3B: 0 HR: 0	SF: 1 SAC: 1 DP: 2 HBP: 0	WP: 0 PA: 38 PB: 0 SB: 1 CS: 0	
<b>PITCHER</b>	IP WLS BF H R ER SO BB IBB HBP BLK WP HR S P ERA WHIP	7.1 W 28 6 1 1 8 2 0 0 0 0 0 55 71 1.23 1.091	0.1 S 2 0 0 0 0 1 0 0 0 0 0 4 11 0.00 3.000	1.1 S 8 4 3 3 0 0 0 0 0 0 14 16 20.25 3.000																		

Chicago Cubs @ Montreal Expos  
Olympic Stadium, Montreal, QB  
Tue May 30 1978, 7:05 PM EDT  
Att: 16,106 - Unknown - 81 F

AB 33  
R 4  
H 10  
RBI 4  
BB 3  
SO 8  
LOB 20



Batter	1	2	3	4	5	6	7	8	9	AB	R	H	RBI	BB	SO	LOB	BOTTOM				
Dave Cash, R (1, 4) OBP: 0.359, SLG: 0.401	0-0 F8 1B		0-0 G5-4-3 1B			0-0 5-3		0-0 6-3		4	0	2	0	0	0	0	Chicago Cubs @ Montreal Expos Olympic Stadium, Montreal, QB Tue May 30 1978, 7:05 PM EDT Att: 16,106 - Unknown - 81 F				
Pepe Frias, R (9, 4) OBP: 0.600, SLG: 1.400										0	0	0	0	0	0	0					
Stan Paol, R (1, 6) OBP: 0.333, SLG: 0.405	0-0 F8 1-2		0-0 G5-4-3			0-0 5-3		0-3 K		4	0	0	0	0	1	2					
Gary Carter, R (1, 2) OBP: 0.347, SLG: 0.390	0-0 F8					0-0 L9		0-0 F8		4	1	1	0	0	0	1					
Tony Perez, R (1, 3) OBP: 0.302, SLG: 0.348	0-3 K					0-0 F8		0-0 G3		3	0	0	0	0	1	1					
Del Unser, L (7, 3) OBP: 0.333, SLG: 0.276								1-H 2B		1	1	1	1	0	0	0					
Ellis Valentine, R (1, 9) OBP: 0.312, SLG: 0.425								0-0 1-3		4	2	2	2	0	0	0					
Warren Cromartie, L (1, 7) OBP: 0.330, SLG: 0.398								2-H HR		4	2	3	2	0	0	0					
Andre Dawson, R (1, 8) OBP: 0.315, SLG: 0.422								2-H HR		4	1	2	2	0	1	1					
Larry Parrish, R (1, 5) OBP: 0.296, SLG: 0.425								0-0 K		2	0	0	0	0	1	1					
Steve Rogers, R (1, 1) OBP: 0.121, SLG: 0.094								0-0 HBP		3	0	0	0	0	0	1					
Darold Knowles, L (8, 1) OBP: 0.500, SLG: 0.500								0-0 F8		0	0	0	0	0	0	0					
Mike Garman, R (8, 1) OBP: 0.348, SLG: 0.398										0	0	0	0	0	0	0					
<b>Inning Stats</b>	R: 0 E: 0 K: 1 S: 6	H: 1 LOB: 1 BB: 0 P: 6	R: 0 E: 1 K: 0 S: 7	H: 1 LOB: 1 BB: 0 P: 8	R: 0 E: 0 K: 0 S: 3	H: 1 LOB: 0 BB: 0 P: 3	R: 3 E: 0 K: 1 S: 8	H: 3 LOB: 0 BB: 0 P: 8	R: 0 E: 0 K: 0 S: 3	H: 0 LOB: 0 BB: 0 P: 3	R: 0 E: 0 K: 0 S: 3	H: 0 LOB: 0 BB: 0 P: 3	R: 0 E: 0 K: 0 S: 3	H: 1 LOB: 1 BB: 0 P: 4	R: 4 E: 0 K: 2 S: 11	H: 4 LOB: 0 BB: 0 P: 11	1B: 6 2B: 2 3B: 0 HR: 3	SF: 0 SAC: 0 DP: 1 HBP: 1	WP: 0 PA: 34 PB: 0 SB: 1 CS: 1		
<b>PITCHER</b>	IP WLS BF H R ER SO BB IBB HBP BLK WP HR S P ERA WHIP	7.0 L 27 7 3 3 2 0 0 1 0 0 7 7 40.50 4.500	0.2 S 5 3 3 3 1 0 0 0 0 0 7 7 40.50 4.500	0.1 S 2 1 1 1 1 0 0 0 0 0 1 4 4 27.00 3.000																	

Chicago Cubs @ Montreal Expos  
Olympic Stadium, Montreal, QB  
Tue May 30 1978, 7:05 PM EDT  
Att: 16,106 - Unknown - 81 F

AB 33  
R 7  
H 11  
RBI 7  
BB 0  
SO 4  
LOB 7





Batter	1	2	3	4	5	6	7	8	9	AB	R	H	RBI	BB	SO	LOB	TOP					
Ivan De Jesus, R OBP: 0.342, SLG: 0.363 (1, 6)	5-3			F7		FC6-4 2B		HR		4	1	1	1	0	0	1	<b>Chicago Cubs @ Montreal Expos</b> Olympic Stadium, Montreal, QB Wed May 31 1978, 7:05 PM EDT Att: 18,647 - Unknown - 74 F					
Gene Clines, R OBP: 0.341, SLG: 0.351 (1, 9)	L7			FC3-6 1B		1-3 2B		L6-3		4	0	2	0	0	0	0						
Larry Bittner, L OBP: 0.323, SLG: 0.426 (1, 3)	K			FC3-6 1B		1-3		L8		4	0	0	0	0	1	3						
Dave Kingman, R OBP: 0.309, SLG: 0.485 (1, 7)		P3		1-2 1B		K			4-0 BB	3	0	1	0	1	1	2						
Manny Trillo, R OBP: 0.339, SLG: 0.375 (1, 4)	5-3			F7				P7		4	0	1	0	0	0	3						
Bobby Murcer, L OBP: 0.321, SLG: 0.362 (1, 8)	F3				G3		2-2 1B	P7		4	0	0	0	0	0	2						
Steve Ontiveros, S OBP: 0.247, SLG: 0.214 (1, 5)			K		L9			L9		4	0	0	0	0	1	2						
Dave Rader, L OBP: 0.297, SLG: 0.358 Donnie Moore, L OBP: 0.500, SLG: 0.500 Hector Cruz, R OBP: 0.239, SLG: 0.328 Paul Reuschel, R OBP: 0.245, SLG: 0.265 (1, 2)			G3		F7			F8		2	0	0	0	0	0	0						
Dennis Lamp, R OBP: 0.158, SLG: 0.158 Larry Cox, R OBP: 0.245, SLG: 0.265 (1, 1)			F9			4-0 BB		F3		1	0	0	0	0	0	0						
										1	0	0	0	1	0	0						
<b>Inning Stats</b>	R: 0 E: 0 K: 1 S: 5	H: 0 LOB: 0 BB: 0 P: 5	R: 0 E: 0 K: 0 S: 3	H: 0 LOB: 0 BB: 0 P: 3	R: 0 E: 0 K: 1 S: 5	H: 0 LOB: 0 BB: 0 P: 5	R: 0 E: 0 K: 0 S: 5	H: 2 LOB: 2 BB: 0 P: 5	R: 0 E: 0 K: 0 S: 3	H: 0 LOB: 0 BB: 0 P: 3	R: 0 E: 0 K: 1 S: 6	H: 1 LOB: 2 BB: 1 P: 10	R: 0 E: 0 K: 0 S: 8	H: 1 LOB: 1 BB: 0 P: 10	R: 1 E: 0 K: 0 S: 4	H: 1 LOB: 0 BB: 0 P: 4	R: 0 E: 0 K: 0 S: 3	H: 0 LOB: 1 BB: 1 P: 7	1B: 3 2B: 1 3B: 0 HR: 1	SF: 0 SAC: 0 DP: 0 HBP: 0	WP: 0 PB: 0 SB: 0 CS: 0	PA: 34
<b>PITCHER</b> Rudy May, L ERA: 3.36 (1, 1)	IP: 9.0 WLS: W BF: 34 H: 5 R: 1 ER: 1 SO: 3 BB: 2 IBB: 0 HBP: 0 BLK: 0 WP: 0 HR: 1 S: 42 P: 52 ERA: 1.00 WHIP: 0.778															<b>PITCHER</b>						

Batter	1	2	3	4	5	6	7	8	9	AB	R	H	RBI	BB	SO	LOB	BOTTOM					
Dave Cash, R OBP: 0.350, SLG: 0.390 Pepe Frias, R OBP: 0.600, SLG: 1.400 (1, 4)	L8	F8		F8		2-3		5-3		5	0	0	0	0	0	3	<b>Chicago Cubs @ Montreal Expos</b> Olympic Stadium, Montreal, QB Wed May 31 1978, 7:05 PM EDT Att: 18,647 - Unknown - 74 F					
Stan Paol, R OBP: 0.326, SLG: 0.390 (1, 6)	1B		5-3		K	6-3				4	1	1	0	0	1	0						
Gary Carter, R OBP: 0.345, SLG: 0.387 (1, 2)	1B	HR	L9		6-3		5-3			4	1	1	0	0	0	0						
Tony Perez, R OBP: 0.318, SLG: 0.380 Del Unser, L OBP: 0.333, SLG: 0.276 (7, PR)	HR			HR	BB		FC4-6 BB			3	3	3	2	1	0	0						
Ellis Valentine, R OBP: 0.318, SLG: 0.444 Sam Mejias, R OBP: 0.250, SLG: 0.162 (5, PR)	HR		6-3		E		FC4-6			0	0	0	0	0	0	0						
Warren Cromartie, L OBP: 0.328, SLG: 0.354 (1, 7)	L3			FC5-4 1B	E4		L3			4	1	1	0	0	0	1						
Andre Dawson, R OBP: 0.313, SLG: 0.418 (1, 8)	5-3			L7	E7		E6			4	1	1	1	0	0	1						
Larry Parrish, R OBP: 0.289, SLG: 0.415 (1, 5)		K		FC5-4 1B	F3		L9			4	0	0	0	0	1	3						
Rudy May, L OBP: 0.286, SLG: 0.308 (1, 1)	L5			1-3 1B		K		K2-3		4	0	1	0	0	2	1						
										1B: 7 2B: 0 3B: 0 HR: 2	SF: 0 SAC: 0 DP: 0 HBP: 0	WP: 0 PB: 0 SB: 0 CS: 0	PA: 37									
<b>Inning Stats</b>	R: 4 E: 0 K: 0 S: 7	H: 4 LOB: 0 BB: 0 P: 7	R: 0 E: 0 K: 1 S: 5	H: 0 LOB: 0 BB: 0 P: 5	R: 1 E: 0 K: 0 S: 7	H: 1 LOB: 0 BB: 0 P: 9	R: 0 E: 0 K: 0 S: 5	H: 2 LOB: 2 BB: 0 P: 5	R: 4 E: 2 K: 1 S: 15	H: 2 LOB: 1 BB: 1 P: 25	R: 0 E: 0 K: 1 S: 5	H: 0 LOB: 0 BB: 0 P: 5	R: 0 E: 0 K: 0 S: 6	H: 0 LOB: 1 BB: 1 P: 10	R: 0 E: 1 K: 1 S: 6	H: 0 LOB: 1 BB: 0 P: 6	R: 0 E: 0 K: 0 S: 3	H: 0 LOB: 0 BB: 0 P: 6	1B: 7 2B: 0 3B: 0 HR: 2	SF: 0 SAC: 0 DP: 0 HBP: 0	WP: 0 PB: 0 SB: 0 CS: 0	PA: 37
<b>PITCHER</b> Dennis Lamp, R ERA: 4.25 Donnie Moore, R ERA: 4.25 Paul Reuschel, R ERA: 5.4 (1, 1)	IP: 4.2 WLS: L BF: 24 H: 8 R: 9 ER: 5 SO: 2 BB: 1 IBB: 0 HBP: 0 BLK: 0 WP: 0 HR: 2 S: 37 P: 49 ERA: 9.64 WHIP: 1.929															<b>PITCHER</b>						

AB	32
R	1
H	5
RBI	1
BB	2
SO	3
LOB	14



AB	35
R	9
H	9
RBI	6
BB	2
SO	4
LOB	10









Batter	1	2	3	4	5	6	7	8	9	AB	R	H	RBI	BB	SO	LOB	TOP					
Bill Madlock, R OBP: 0.395, SLG: 0.455 (1, 4)	4-3		4-3 2B		F8		1-3			4	0	1	0	0	0	1	<b>San Francisco Giants @ Montreal Expos</b> Olympic Stadium, Montreal, QB Sat Jun 03 1978, 7:05 PM EDT Att: 30,120 - Unknown <a href="http://livebaseballscorecards.com">livebaseballscorecards.com</a>					
Darrell Evans, L OBP: 0.398, SLG: 0.392 (1, 5)	HR BB		4-3		P2		2B			3	1	1	0	1	0	2						
Jack Clark, R OBP: 0.383, SLG: 0.535 (1, 9)	1-H HR		5-3			BB 1B	5-3			4	2	2	2	0	0	2						
Willie McCovey, L OBP: 0.291, SLG: 0.380 (1, 3)	K		F7			F3		4-3		4	0	0	0	0	1	2						
Mike Ivie, R OBP: 0.393, SLG: 0.532 (1, 7)	F6			E4 G6-4-3		F7		F8		4	0	0	0	0	0	1						
Larry Hemdon, R OBP: 0.340, SLG: 0.324 (1, 8)		K		G6-4-3 1-2		1B BB		F8		3	0	0	0	1	1	1						
Marc Hill, R OBP: 0.321, SLG: 0.310 (1, 2)				4-3				F8		4	0	2	1	0	0	0						
Johnnie LeMaster, R OBP: 0.248, SLG: 0.250 (1, 6)								F3		3	0	1	0	0	0	3						
Gary Lavelle, S (6, 1)										0	0	0	0	0	0	0						
Rob Andrews, R OBP: 0.366, SLG: 0.318 (9, PH)										1	0	0	0	0	0	0						
Ed Halicki, R OBP: 0.154, SLG: 0.154 (1, 1)								F5		1	0	0	0	0	0	1						
Vic Harris, S OBP: 0.123, SLG: 0.058 (6, 6)								F8		2	0	0	0	0	0	0						
<b>Inning Stats</b>	R: 2 E: 0 K: 1 S: 6	H: 1 LOB: 0 BB: 1 P: 10	R: 0 E: 0 K: 1 S: 6	H: 1 LOB: 1 BB: 0 P: 6	R: 0 E: 0 K: 0 S: 4	H: 1 LOB: 1 BB: 0 P: 4	R: 0 E: 1 K: 0 S: 3	H: 0 LOB: 0 BB: 0 P: 3	R: 0 E: 0 K: 0 S: 4	H: 1 LOB: 1 BB: 0 P: 4	R: 1 E: 0 K: 0 S: 5	H: 2 LOB: 2 BB: 1 P: 9	R: 0 E: 0 K: 0 S: 4	H: 1 LOB: 0 BB: 0 P: 4	R: 0 E: 0 K: 0 S: 3	H: 0 LOB: 0 BB: 0 P: 3	R: 0 E: 0 K: 0 S: 3	H: 0 LOB: 0 BB: 0 P: 3	1B: 3 2B: 3 3B: 0 HR: 1	SF: 0 SAC: 1 DP: 1 HBP: 0	WP: 0 PB: 0 SB: 0 CS: 0	PA: 36
<b>PITCHER</b> Ross Grimsley, L ERA: 2.53 (1, 1)	IP: 9.0 WLS: W BF: 36 H: 7 R: 3 ER: 3 SO: 2 BB: 2 IBB: 0 HBP: 0 BLK: 0 WP: 0 HR: 1 S: 38 P: 46 ERA: 3.00 WHIP: 1.000															<b>PITCHER</b>	IP: 9.0 WLS: W BF: 36 H: 7 R: 3 ER: 3 SO: 2 BB: 2 IBB: 0 HBP: 0 BLK: 0 WP: 0 HR: 1 S: 38 P: 46 ERA: 3.00 WHIP: 1.000					

Batter	1	2	3	4	5	6	7	8	9	AB	R	H	RBI	BB	SO	LOB	BOTTOM			
Dave Cash, R OBP: 0.340, SLG: 0.379 (1, 4)	6-3									3	0	0	1	0	0	2	<b>San Francisco Giants @ Montreal Expos</b> Olympic Stadium, Montreal, QB Sat Jun 03 1978, 7:05 PM EDT Att: 30,120 - Unknown <a href="http://livebaseballscorecards.com">livebaseballscorecards.com</a>			
Pepe Frias, R OBP: 0.600, SLG: 1.400 (7, 4)		SF8								0	0	0	0	0	0	0				
Chris Speier, R OBP: 0.365, SLG: 0.401 (1, 6)		3-H F7								4	1	1	1	0	0	0				
Warren Cromartie, L OBP: 0.325, SLG: 0.356 (1, 7)	4-3									4	0	0	0	0	0	0				
Tony Perez, R OBP: 0.332, SLG: 0.398 (1, 3)										4	0	3	0	0	0	0				
Del Unser, L OBP: 0.326, SLG: 0.271 (8, 3)										0	0	0	0	0	0	0				
Ellis Valentine, R OBP: 0.315, SLG: 0.453 (1, 9)	6-3									4	0	1	0	0	0	3				
Gary Carter, R OBP: 0.340, SLG: 0.378 (1, 2)										4	2	2	0	0	0	2				
Andre Dawson, R OBP: 0.321, SLG: 0.421 (1, 8)										2	1	1	0	2	0	0				
Larry Parrish, R OBP: 0.304, SLG: 0.453 (1, 5)										4	1	3	0	0	1	2				
Ross Grimsley, L OBP: 0.176, SLG: 0.100 (1, 1)										1	0	0	2	0	1	3				
<b>Inning Stats</b>	R: 1 E: 0 K: 0 S: 5	H: 2 LOB: 1 BB: 0 P: 5	R: 3 E: 1 K: 0 S: 5	H: 2 LOB: 0 BB: 1 P: 9	R: 0 E: 0 K: 0 S: 4	H: 1 LOB: 1 BB: 0 P: 4	R: 0 E: 0 K: 0 S: 4	H: 1 LOB: 1 BB: 0 P: 4	R: 0 E: 0 K: 0 S: 4	H: 1 LOB: 1 BB: 0 P: 4	R: 1 E: 0 K: 1 S: 7	H: 2 LOB: 1 BB: 0 P: 7	R: 0 E: 0 K: 0 S: 3	H: 0 LOB: 0 BB: 0 P: 3	R: 0 E: 0 K: 1 S: 6	H: 2 LOB: 2 BB: 1 P: 10	1B: 8 2B: 2 3B: 0 HR: 1	SF: 2 SAC: 2 DP: 0 HBP: 0	WP: 0 PB: 0 SB: 1 CS: 0	PA: 36
<b>PITCHER</b> Ed Halicki, R ERA: 2.23 (1, 1)	IP: 5.1 WLS: L BF: 26 H: 9 R: 5 ER: 3 SO: 3 BB: 1 IBB: 0 HBP: 0 BLK: 0 WP: 0 HR: 1 S: 27 P: 31 ERA: 5.06 WHIP: 1.875															<b>PITCHER</b>	IP: 5.1 WLS: L BF: 26 H: 9 R: 5 ER: 3 SO: 3 BB: 1 IBB: 0 HBP: 0 BLK: 0 WP: 0 HR: 1 S: 27 P: 31 ERA: 5.06 WHIP: 1.875			
<b>PITCHER</b> Gary Lavelle, L ERA: 2.97 (6, 1)	IP: 2.2 WLS: 10 BF: 2 H: 0 R: 0 ER: 0 SO: 1 BB: 1 IBB: 0 HBP: 0 BLK: 0 WP: 0 HR: 0 S: 11 P: 15 ERA: 0.00 WHIP: 1.125															<b>PITCHER</b>	IP: 2.2 WLS: 10 BF: 2 H: 0 R: 0 ER: 0 SO: 1 BB: 1 IBB: 0 HBP: 0 BLK: 0 WP: 0 HR: 0 S: 11 P: 15 ERA: 0.00 WHIP: 1.125			



Batter	1	2	3	4	5	6	7	8	9	10	AB	R	H	RBI	BB	SO	LOB	TOP		
<b>Bill Madlock, R</b> OBP: 0.385, SLG: 0.449 (1, 4)	4-0 6-3 1B FC5 BB		0-0 SH5-3 1B		0-0 6-3			0-0 F9		0-0 F2	4	1	1	0	1	0	0			
<b>Terry Whitfield, L</b> OBP: 0.328, SLG: 0.436 (1, 7)	0-0 FC5 6-3 1B		0-0 SH5-3				0-0 F4	0-3 K			3	0	1	0	0	1	0			
<b>Darrell Evans, L</b> OBP: 0.395, SLG: 0.388 (1, 5)	0-0 6-3		0-0 F8				0-0 3-1		0-0 F8 1B		4	0	1	0	0	0	3			
<b>Willie McCovey, L</b> OBP: 0.296, SLG: 0.379 (1, 3)	4-0 FC5 BB		0-0 F7				0-0 3B 1B		0-0 F8 1B		3	1	1	0	1	0	2			
<b>Jack Clark, R</b> OBP: 0.380, SLG: 0.540 (1, 9)	0-0 FC5 1-2 2-3 5-H			0-0 4-3			0-0 3B		0-0 F8		4	0	1	2	0	0	3			
<b>Larry Hemdon, R</b> OBP: 0.338, SLG: 0.322 (1, 8)	0-0 4-3			0-3 K			0-3 K		0-0 2H 1B		4	0	1	0	0	2	2			
<b>Vic Harris, S</b> OBP: 0.131, SLG: 0.125 (1, 6)		0-0 3-1		0-0 4-3			0-3 K			0-0 HR	4	1	1	1	0	1	0			
<b>Marc Hill, R</b> OBP: 0.312, SLG: 0.300 (1, 2)		0-3 K			0-0 4-3			0-0 F8			4	0	0	0	0	1	0			
<b>Bob Knepper, L</b> OBP: 0.111, SLG: 0.152 ERA: 1.93 <b>Randy Moffitt, R</b> OBP: 0.250, SLG: 0.250 (9, 1)		0-3 K			0-0 6-3			0-3 K			3	0	0	0	0	2	0			
											1	0	0	0	0	0	0			
<b>Inning Stats</b>	R: 1 E: 0 K: 0 S: 4	H: 1 LOB: 2 BB: 2 P: 12	R: 0 E: 0 K: 2 S: 7	H: 0 LOB: 0 BB: 0 P: 7	R: 0 E: 0 K: 1 S: 5	H: 1 LOB: 1 BB: 0 P: 4	R: 0 E: 0 K: 0 S: 3	H: 0 LOB: 0 BB: 0 P: 3	R: 1 E: 0 K: 0 S: 4	H: 2 LOB: 1 BB: 0 P: 4	R: 0 E: 0 K: 2 S: 7	H: 0 LOB: 0 BB: 0 P: 7	R: 0 E: 0 K: 0 S: 4	H: 2 LOB: 2 BB: 0 P: 4	R: 1 E: 0 K: 0 S: 4	H: 1 LOB: 0 BB: 0 P: 4	1B: 5 2B: 0 3B: 1 HR: 1	SF: 0 SAC: 1 DP: 0 HBP: 0	WP: 0 PA: 37	
<b>PITCHER</b>	IP WLS BF H R ER SO BB IBB HBP BLK WP HR S P ERA WHIP	8.0 29 4 2 2 7 2 0 0 0 0 0 0 0 41 2.25 0.750	0.1 2 1 0 0 0 0 0 0 0 0 0 0 2 0.00 3.000	1.2 L 6 2 1 1 0 0 0 0 0 0 1 6 5.40 1.200	<b>PITCHER</b>															

**San Francisco Giants @ Montreal Expos**  
 Olympic Stadium, Montreal, QB  
 Sun Jun 04 1978, 3:33 AM EDT  
 Att: 31,273 - Unknown  
 livebaseballscores.com

AB	34
R	3
H	7
RBI	3
BB	2
SO	7
LOB	10



Batter	1	2	3	4	5	6	7	8	9	10	AB	R	H	RBI	BB	SO	LOB	BOTTOM	
<b>Dave Cash, R</b> OBP: 0.333, SLG: 0.372 (1, 4)	0-0 6-3			0-0 F3		0-0 6-3		0-0 F7			4	0	0	0	0	1			
<b>Chris Speier, R</b> OBP: 0.362, SLG: 0.393 (1, 6)	0-0 6-3			0-0 6-3			4-0 BB		0-3 K		3	0	0	0	1	1	0		
<b>Warren Cromartie, L</b> OBP: 0.328, SLG: 0.396 (1, 7)	0-0 G3			0-0 1B			0-0 F8		0-0 E 2B		4	1	2	0	0	1			
<b>Tony Perez, R</b> OBP: 0.324, SLG: 0.388 (1, 3)		0-0 6-3		0-0 F9			0-0 F9		0-3 K		4	0	0	0	0	1	3		
<b>Ellis Valentine, R</b> OBP: 0.338, SLG: 0.443 (1, 9)		0-3 K			0-0 5-3		0-0 F8		0-0 E4 2H		4	0	0	0	0	1	1		
<b>Gary Carter, R</b> OBP: 0.338, SLG: 0.375 (1, 2)		0-0 5-3			0-0 6-3 1B			0-0 F6	0-3 K		4	0	1	0	0	1	1		
<b>Andre Dawson, R</b> OBP: 0.319, SLG: 0.423 (1, 8)			0-0 6-3		0-0 5-3 1-2			0-0 1B 2B		0-0 1-3	4	1	1	0	0	1			
<b>Larry Parrish, R</b> OBP: 0.299, SLG: 0.446 <b>Wayne Garrett, L</b> OBP: 0.270, SLG: 0.229 <b>Pepe Frias, R</b> OBP: 0.600, SLG: 1.400 (10, PR)			0-3 K			0-3 K		0-0 F6		0-0 G3-6-3 1B	3	0	0	0	0	2	1		
<b>Steve Rogers, R</b> OBP: 0.114, SLG: 0.088 <b>Stan Papi, R</b> OBP: 0.327, SLG: 0.370 <b>Darold Knowles, L</b> OBP: 0.500, SLG: 0.500 <b>Mike Garman, R</b> (9, 1) <b>Del Unser, L</b> OBP: 0.324, SLG: 0.267 (10, PH)			0-0 6-3		0-0 5-3			0-0 5-3		0-0 G3-6-3 1B	2	0	0	0	0	0	0		
											1	0	1	0	0	0	0		
											0	0	0	0	0	0	0		
											0	0	0	0	0	0	0		
											1	0	0	0	0	1			
<b>Inning Stats</b>	R: 0 E: 0 K: 0 S: 3	H: 0 LOB: 0 BB: 0 P: 3	R: 0 E: 0 K: 1 S: 5	H: 0 LOB: 0 BB: 0 P: 5	R: 0 E: 0 K: 1 S: 5	H: 1 LOB: 1 BB: 0 P: 4	R: 0 E: 0 K: 0 S: 4	H: 0 LOB: 0 BB: 0 P: 5	R: 0 E: 0 K: 0 S: 3	H: 0 LOB: 1 BB: 0 P: 7	R: 1 E: 0 K: 0 S: 5	H: 2 LOB: 1 BB: 0 P: 5	R: 1 E: 1 K: 3 S: 11	H: 1 LOB: 1 BB: 0 P: 11	R: 0 E: 0 K: 0 S: 3	H: 1 LOB: 1 BB: 0 P: 3	1B: 4 2B: 3 3B: 0 HR: 0	SF: 0 SAC: 2 DP: 2 HBP: 0	WP: 0 PA: 36
<b>PITCHER</b>	IP WLS BF H R ER SO BB IBB HBP BLK WP HR S P ERA WHIP	8.1 30 5 2 1 4 1 0 0 0 0 0 0 37 1.08 0.720	1.2 W 6 1 0 0 2 0 0 0 0 0 0 10 0.00 0.600	<b>PITCHER</b>															

**San Francisco Giants @ Montreal Expos**  
 Olympic Stadium, Montreal, QB  
 Sun Jun 04 1978, 3:33 AM EDT  
 Att: 31,273 - Unknown  
 livebaseballscores.com

AB	35
R	2
H	6
RBI	1
BB	1
SO	6
LOB	10





Batter	1	2	3	4	5	6	7	8	9	AB	R	H	RBI	BB	SO	LOB	TOP									
Gene Richards, L OBP: 0.356, SLG: 0.379 (1, 8)										4	1	0	0	1	1	2	<b>San Diego Padres @ Montreal Expos</b> Olympic Stadium, Montreal, QB Mon Jun 05 1978, 7:05 PM EDT Att: 12,909 - Unknown									
Ozzie Smith, S OBP: 0.273, SLG: 0.309 (1, 6)										4	0	1	0	1	0	1										
Don Reynolds, R OBP: 0.419, SLG: 0.308 John D'Acquisto, R (7, 1)										4	0	1	0	0	1	2										
Chuck Baker, R OBP: 0.333, SLG: 0.343 Jerry Turner, L OBP: 0.283, SLG: 0.440 (9, FH)										0	0	0	0	0	0	0										
Dave Winfield, R OBP: 0.325, SLG: 0.436 (1, 9)										5	0	1	1	0	1	3										
Gene Tenace, R OBP: 0.421, SLG: 0.453 (1, 3)										4	2	1	0	1	1	1										
Derrel Thomas, S OBP: 0.312, SLG: 0.291 (7, 8)										4	0	2	1	0	0	1										
Bill Almon, R OBP: 0.340, SLG: 0.363 (1, 5)										4	0	2	0	0	1	2										
Dave Roberts, R OBP: 0.667, SLG: 0.667 (1, 2)										2	0	2	1	2	0	0										
Eric Rasmussen, R OBP: 0.091, SLG: 0.091 Tucker Ashford, R OBP: 0.250, SLG: 0.333 (7, 4)										3	0	0	0	0	2	5										
<b>Inning Stats</b>	R: 0 E: 0 K: 2 S: 8	H: 1 LOB: 1 BB: 0 P: 8	R: 1 E: 0 K: 1 S: 8	H: 4 LOB: 2 BB: 0 P: 8	R: 0 E: 0 K: 1 S: 5	H: 0 LOB: 0 BB: 0 P: 5	R: 0 E: 0 K: 0 S: 4	H: 1 LOB: 2 BB: 0 P: 8	R: 0 E: 1 K: 0 S: 4	H: 0 LOB: 1 BB: 0 P: 4	R: 1 E: 0 K: 2 S: 8	H: 1 LOB: 1 BB: 1 P: 12	R: 0 E: 0 K: 0 S: 4	H: 1 LOB: 2 BB: 1 P: 8	R: 0 E: 0 K: 0 S: 4	H: 1 LOB: 2 BB: 1 P: 8	R: 1 E: 0 K: 1 S: 5	H: 1 LOB: 1 BB: 2 P: 13	1B: 7 2B: 3 3B: 0 HR: 0	SF: 0 SAC: 0 DP: 1 HBP: 0	WP: 0 PB: 0 SB: 2 CS: 0	PA: 41				
<b>PITCHER</b>	IP WLS BF H R ER SO BB IBB HBP BLK WP HR S P ERA WHIP																									
Rudy May, L ERA: 3.36 Mike Garman, R ERA: 4.7 (9, 1)	8.0 W 38	9 3 3 6	4 1 0 0	0 0 0 0	0 0 0 0	0 0 0 0	0 0 0 0	0 0 5 5	3.38 1.625	0.00 1.000																

AB	36
R	3
H	10
RBI	3
BB	5
SO	7
LOB	21



Batter	1	2	3	4	5	6	7	8	9	AB	R	H	RBI	BB	SO	LOB	BOTTOM							
Dave Cash, R OBP: 0.332, SLG: 0.369 Del Unser, L OBP: 0.324, SLG: 0.267 (9, 3)										4	0	1	1	0	0	0	<b>San Diego Padres @ Montreal Expos</b> Olympic Stadium, Montreal, QB Mon Jun 05 1978, 7:05 PM EDT Att: 12,909 - Unknown							
Chris Speier, R OBP: 0.359, SLG: 0.389 (1, 6)										4	0	1	0	0	1	1								
Warren Cromartie, L OBP: 0.332, SLG: 0.356 (1, 7)										4	1	2	0	0	0	1								
Tony Perez, R OBP: 0.318, SLG: 0.379 Pepe Frias, R OBP: 0.600, SLG: 1.400 (9, 4)										4	0	0	0	0	1	3								
Ellis Valentine, R OBP: 0.312, SLG: 0.449 (1, 9)										4	1	2	1	0	0	0								
Gary Carter, R OBP: 0.341, SLG: 0.378 (1, 2)										4	0	2	0	0	0	2								
Andre Dawson, R OBP: 0.323, SLG: 0.437 (1, 8)										3	2	1	2	0	0	2								
Larry Parrish, R OBP: 0.299, SLG: 0.441 (1, 5)										2	0	0	0	1	1	1								
Rudy May, L OBP: 0.258, SLG: 0.276 Mike Garman, R (9, 1)										3	0	0	0	0	1	3								
<b>Inning Stats</b>	R: 0 E: 0 K: 0 S: 4	H: 1 LOB: 1 BB: 0 P: 4	R: 2 E: 0 K: 0 S: 5	H: 2 LOB: 0 BB: 0 P: 5	R: 0 E: 0 K: 2 S: 8	H: 1 LOB: 1 BB: 0 P: 8	R: 0 E: 0 K: 0 S: 4	H: 1 LOB: 2 BB: 1 P: 8	R: 0 E: 0 K: 0 S: 3	H: 1 LOB: 0 BB: 0 P: 3	R: 1 E: 0 K: 2 S: 8	H: 1 LOB: 1 BB: 0 P: 9	R: 1 E: 0 K: 0 S: 5	H: 2 LOB: 1 BB: 0 P: 5	1B: 7 2B: 1 3B: 0 HR: 1	SF: 0 SAC: 0 DP: 0 HBP: 1	WP: 0 PB: 0 SB: 3 CS: 0	PA: 34						
<b>PITCHER</b>	IP WLS BF H R ER SO BB IBB HBP BLK WP HR S P ERA WHIP																							
Eric Rasmussen, R ERA: 4.98 John D'Acquisto, R ERA: 1.46 (7, 1)	6.2 L 28	7 3 3 4	2 1 1 0	0 0 0 0	0 0 0 0	0 0 6 6	4.05 1.050	6.75 1.500																





Batter	1	2	3	4	5	6	7	8	9	AB	R	H	RBI	BB	SO	LOB	TOP									
Ozzie Smith, S OBP: 0.272, SLG: 0.308	F7		SH1-3			CS	FC4-6		K	4	0	1	0	0	1	2										
Gene Richards, L OBP: 0.354, SLG: 0.373			FC6-5			CS	F8		F6	3	0	0	0	1	0	3										
Jerry Turner, L OBP: 0.298, SLG: 0.423			L7						6-3	2	0	0	0	2	0	1										
Oscar Gamble, L OBP: 0.325, SLG: 0.331	F5					F7			3-1	4	0	1	0	0	0	3										
Gene Tenace, R OBP: 0.429, SLG: 0.462	F8								1B	2	0	1	0	2	0	2										
Derrel Thomas, S OBP: 0.306, SLG: 0.286			F7							3	0	0	0	0	1	3										
John D'Acquisto, R OBP: 0.328, SLG: 0.439						4-3				0	0	0	0	0	0	0										
Dave Winfield, R OBP: 0.328, SLG: 0.439										1	0	1	0	0	0	0										
Dave Freisleben, R OBP: 0.328, SLG: 0.439										0	0	0	0	0	0	0										
Mark Lee, R OBP: 0.328, SLG: 0.439										0	0	0	0	0	0	0										
Bill Almon, R OBP: 0.338, SLG: 0.358			6-3						K	3	0	0	0	1	2	3										
Dave Roberts, R OBP: 0.462, SLG: 0.400			K			F4			F9	4	0	0	0	0	1	1										
Bob Shirley, R OBP: 0.222, SLG: 0.125						L3			F8	1	0	0	0	1	0	0										
Fernando González, R OBP: 0.258, SLG: 0.217			FC6-5							2	0	0	0	0	0	2										
<b>Inning Stats</b>	R: 0 E: 0 K: 0 S: 3	H: 0 LOB: 2 BB: 2 P: 11	R: 0 E: 0 K: 1 S: 5	H: 0 LOB: 0 BB: 0 P: 5	R: 0 E: 0 K: 0 S: 3	H: 0 LOB: 1 BB: 1 P: 7	R: 0 E: 0 K: 1 S: 6	H: 2 LOB: 1 BB: 0 P: 6	R: 0 E: 0 K: 0 S: 3	H: 1 LOB: 0 BB: 0 P: 3	R: 0 E: 0 K: 1 S: 5	H: 0 LOB: 2 BB: 2 P: 13	R: 0 E: 0 K: 0 S: 4	H: 0 LOB: 2 BB: 1 P: 8	R: 0 E: 0 K: 1 S: 6	H: 1 LOB: 2 BB: 1 P: 10	R: 0 E: 0 K: 1 S: 5	H: 0 LOB: 0 BB: 0 P: 5	1B: 3 2B: 1 3B: 0 HR: 0	SF: 0 SAC: 1 DP: 0 HBP: 0	WP: 0 PB: 0 SB: 1 CS: 1	PA: 38				
<b>PITCHER</b>	IP WLS BF H R ER SO BB IBB HBP BLK WP HR S P ERA WHIP	IP WLS BF H R ER SO BB IBB HBP BLK WP HR S P ERA WHIP																								
Wayne Twitchell, R ERA: 5.26	(1, 1)	6.0	W	24	3	0	0	3	5	0	0	0	0	0	0	0	0	0	0	0	0	0	25	45	0.00	1.333
Bill Atkinson, R ERA: 2.63	(7, 1)	3.0	S	13	1	0	0	2	2	0	0	0	0	0	0	0	0	0	0	0	0	0	15	23	0.00	1.000

San Diego Padres @ Montreal Expos  
Olympic Stadium, Montreal, QB  
Tue Jun 06 1978, Postponed  
Att: 13,702 - Unknown

AB 29  
R 0  
H 4  
RBI 0  
BB 7  
SO 5  
LOB 20



Batter	1	2	3	4	5	6	7	8	9	AB	R	H	RBI	BB	SO	LOB	BOTTOM									
Dave Cash, R OBP: 0.335, SLG: 0.372	FC3-6						F9			4	1	2	0	0	1	1										
Pepe Frias, R OBP: 0.600, SLG: 1.400										0	0	0	0	0	0	0										
Chris Speier, R OBP: 0.357, SLG: 0.381							F9			3	0	0	0	1	0	3										
Warren Cromartie, L OBP: 0.330, SLG: 0.395	FC3-6								5-3	4	1	1	0	0	1	4										
Tony Perez, R OBP: 0.316, SLG: 0.393	E5									4	1	1	2	0	1	2										
Del Unser, L OBP: 0.324, SLG: 0.267										0	0	0	0	0	0	0										
Ellis Valentine, R OBP: 0.316, SLG: 0.451	E4									4	0	2	0	0	0	3										
Gary Carter, R OBP: 0.340, SLG: 0.377	SF8									3	0	1	1	0	1	1										
Bob Reece, R OBP: 0.143, SLG: 0.286										0	0	0	0	0	0	0										
Andre Dawson, R OBP: 0.321, SLG: 0.430	K									3	1	0	0	1	1	5										
Larry Parrish, R OBP: 0.293, SLG: 0.431										4	0	0	0	0	1	2										
Wayne Twitchell, R OBP: 0.200, SLG: 0.077										1	0	1	0	1	0	0										
Wayne Garrett, L OBP: 0.263, SLG: 0.222										1	0	0	0	0	0	0										
Bill Atkinson, L OBP: 0.500, SLG: 0.500										1	0	0	0	0	0	2										
<b>Inning Stats</b>	R: 2 E: 2 K: 1 S: 8	H: 1 LOB: 2 BB: 1 P: 12	R: 0 E: 0 K: 1 S: 6	H: 1 LOB: 2 BB: 1 P: 10	R: 0 E: 0 K: 1 S: 6	H: 1 LOB: 1 BB: 0 P: 6	R: 0 E: 0 K: 1 S: 6	H: 1 LOB: 1 BB: 0 P: 6	R: 0 E: 0 K: 1 S: 5	H: 1 LOB: 0 BB: 0 P: 5	R: 1 E: 0 K: 1 S: 5	H: 0 LOB: 0 BB: 1 P: 9	R: 0 E: 0 K: 0 S: 3	H: 0 LOB: 0 BB: 0 P: 3	R: 1 E: 0 K: 0 S: 6	H: 3 LOB: 2 BB: 0 P: 6	R: 0 E: 0 K: 0 S: 6	H: 0 LOB: 0 BB: 0 P: 6	1B: 7 2B: 0 3B: 0 HR: 1	SF: 1 SAC: 0 DP: 1 HBP: 0	WP: 0 PB: 0 SB: 2 CS: 0	PA: 36				
<b>PITCHER</b>	IP WLS BF H R ER SO BB IBB HBP BLK WP HR S P ERA WHIP	IP WLS BF H R ER SO BB IBB HBP BLK WP HR S P ERA WHIP																								
Bob Shirley, L ERA: 4.01	(1, 1)	5.1	L	24	5	1	0	1	2	0	0	0	0	0	0	0	0	0	0	0	0	7	11	0.00	0.600	
John D'Acquisto, R ERA: 1.37	(6, 1)	1.2		6	0	1	0	1	1	0	0	0	0	0	0	0	0	0	0	0	0	1	3	3	∞	∞
Dave Freisleben, R ERA: 6.08	(8, 1)	0.0		3	3	1	1	0	0	0	0	0	0	0	0	0	0	0	0	0	0	0	3	3	0.00	0.000
Mark Lee, R ERA: 5.48	(8, 1)	1.0		3	0	0	0	0	0	0	0	0	0	0	0	0	0	0	0	0	0	0	3	3	0.00	0.000

San Diego Padres @ Montreal Expos  
Olympic Stadium, Montreal, QB  
Tue Jun 06 1978, Postponed  
Att: 13,702 - Unknown

AB 32  
R 4  
H 8  
RBI 3  
BB 3  
SO 6  
LOB 23





Batter	1	2	3	4	5	6	7	8	9	AB	R	H	RBI	BB	SO	LOB	TOP			
<b>Derrel Thomas, S</b> OBP: 0.303, SLG: 0.279 (1, 8)	F9	6-3							5-3	4	0	0	0	1	0	1				
<b>Fernando Gonzalez, R</b> OBP: 0.214, SLG: 0.222 (1, 4)	BB 3B 1B		6-3				F9			4	1	1	0	0	0	1				
<b>Don Reynolds, R</b> OBP: 0.400, SLG: 0.276 (1, 7)	1-2 3B BB		L9				F4	F9		3	1	0	0	1	0	0				
<b>Dave Winfield, R</b> OBP: 0.322, SLG: 0.430 (1, 9)	K		F7				5-3		5-3	4	0	0	0	0	1	2				
<b>Gene Tenace, R</b> OBP: 0.436, SLG: 0.477 (1, 3)	1-H 2-H 3B			CS BB			1B BB		F5	2	1	1	2	2	0	0				
<b>Tucker Ashford, R</b> OBP: 0.275, SLG: 0.351 <b>Rollie Fingers, R</b> OBP: 0.333, SLG: 0.333 (8, 1)	K		F8				E 1B 1B			4	0	2	0	0	1	2				
<b>Dave Roberts, R</b> OBP: 0.500, SLG: 0.462 <b>Gene Richards, L</b> OBP: 0.354, SLG: 0.373 <b>Rick Sweet, S</b> OBP: 0.350, SLG: 0.268 (6, 2)			F7				E 1B			3	0	2	1	0	0	0				
<b>Chuck Baker, R</b> OBP: 0.308, SLG: 0.316 <b>Dan Spillner, R</b> OBP: 0.271, SLG: 0.306 (8, 6)		L7					1-2 2-3 1B		F8	3	0	0	0	0	0	3				
<b>Randy Jones, R</b> OBP: 0.138, SLG: 0.138 <b>Mark Lee, R</b> OBP: 0.335, SLG: 0.354 <b>Bill Almon, R</b> OBP: 0.335, SLG: 0.354 (6, 5)	K						K G3		K	2	0	0	0	0	2	1				
<b>Inning Stats</b>	R: 2 E: 0 K: 2 S: 9	H: 2 LOB: 1 BB: 1 P: 13	R: 0 E: 0 K: 1 S: 6	H: 1 LOB: 1 BB: 0 P: 6	R: 0 E: 0 K: 0 S: 3	H: 0 LOB: 0 BB: 0 P: 3	R: 0 E: 0 K: 0 S: 2	H: 0 LOB: 0 BB: 1 P: 6	R: 0 E: 0 K: 1 S: 5	H: 2 LOB: 3 BB: 1 P: 10	R: 0 E: 0 K: 0 S: 3	H: 0 LOB: 0 BB: 0 P: 3	R: 0 E: 0 K: 1 S: 6	H: 1 LOB: 1 BB: 0 P: 6	R: 0 E: 0 K: 1 S: 5	H: 0 LOB: 0 BB: 0 P: 5	1B: 5 2B: 0 3B: 1 HR: 0	SF: 0 SAC: 0 DP: 0 HBP: 0	WP: 0 PB: 0 SB: 0 CS: 1	PA: 37
<b>PITCHER</b> <b>Ross Grimsley, L</b> ERA: 2.57 (1, 1)	IP: 9.0 WLS: W BF: 37 H: 6 R: 3 ER: 3 SO: 6 BB: 4 IBB: 0 HBP: 0 BLK: 0 WP: 0 HR: 0 S: 45 P: 61 ERA: 3.00 WHIP: 1.111															<b>PITCHER</b>				

San Diego Padres @ Montreal Expos  
Olympic Stadium, Montreal, QB  
Wed Jun 07 1978, 7:05 PM EDT  
Att: 11,786 - Unknown

AB 33  
R 3  
H 6  
RBI 3  
BB 4  
SO 6  
LOB 14



Batter	1	2	3	4	5	6	7	8	9	AB	R	H	RBI	BB	SO	LOB	BOTTOM			
<b>Dave Cash, R</b> OBP: 0.328, SLG: 0.363 <b>Pepe Frias, R</b> OBP: 0.600, SLG: 1.400 (9, 4)	6-3		5-3	1-3		K		F7		5	0	0	0	0	1	3				
<b>Chris Speier, R</b> OBP: 0.364, SLG: 0.380 (1, 6)	FC6-4 BB		E7 1B		2B BB	6-3		F3		3	1	1	0	2	0	0				
<b>Warren Cromartie, L</b> OBP: 0.327, SLG: 0.390 (1, 7)	F8		F8		2B 1B	F9		F8		5	1	1	0	0	0	3				
<b>Tony Perez, R</b> OBP: 0.320, SLG: 0.401 <b>Del Unser, L</b> OBP: 0.324, SLG: 0.267 (8, 3)	FC6-4			1-4-3 1B 1B	2B 2B		L4			4	2	2	2	0	0	1				
<b>Ellis Valentine, R</b> OBP: 0.315, SLG: 0.443 (1, 9)		E6 CS E		1-4-3 1-2	K		1B HR BB			3	1	0	0	1	1	2				
<b>Gary Carter, R</b> OBP: 0.338, SLG: 0.380 (1, 2)		E3 G6-4-3		5-3			F5			4	0	1	1	0	0	3				
<b>Andre Dawson, R</b> OBP: 0.324, SLG: 0.431 (1, 8)		G6-4-3		2B 1B		F3		HR 1B		4	2	2	1	0	0	3				
<b>Larry Parrish, R</b> OBP: 0.308, SLG: 0.462 (1, 5)				E SH1-4 1B	2B 2B			HR		3	1	3	4	1	0	0				
<b>Ross Grimsley, L</b> OBP: 0.189, SLG: 0.121 (1, 1)			SH1-4			F8		F7		3	0	1	0	0	0	2				
<b>Inning Stats</b>	R: 0 E: 0 K: 0 S: 3	H: 0 LOB: 0 BB: 1 P: 7	R: 0 E: 0 K: 0 S: 3	H: 0 LOB: 0 BB: 0 P: 3	R: 0 E: 1 K: 0 S: 5	H: 2 LOB: 2 BB: 0 P: 5	R: 2 E: 0 K: 0 S: 7	H: 4 LOB: 2 BB: 0 P: 7	R: 3 E: 0 K: 1 S: 8	H: 3 LOB: 2 BB: 2 P: 16	R: 0 E: 0 K: 1 S: 5	H: 0 LOB: 0 BB: 0 P: 5	R: 3 E: 0 K: 0 S: 5	H: 2 LOB: 0 BB: 1 P: 9	R: 0 E: 0 K: 0 S: 3	H: 0 LOB: 0 BB: 0 P: 3	1B: 7 2B: 3 3B: 0 HR: 1	SF: 0 SAC: 1 DP: 1 HBP: 0	WP: 0 PB: 0 SB: 0 CS: 1	PA: 39
<b>PITCHER</b> <b>Randy Jones, L</b> ERA: 3.02 <b>Mark Lee, R</b> ERA: 5.32 <b>Dan Spillner, R</b> ERA: 4.56 <b>Rollie Fingers, R</b> ERA: 3.38 (8, 1)	IP: 4.1 WLS: L BF: 24 H: 9 R: 5 ER: 5 SO: 1 BB: 2 IBB: 0 HBP: 0 BLK: 0 WP: 0 HR: 0 S: 24 P: 32 ERA: 10.38 WHIP: 2.538															<b>PITCHER</b>				

San Diego Padres @ Montreal Expos  
Olympic Stadium, Montreal, QB  
Wed Jun 07 1978, 7:05 PM EDT  
Att: 11,786 - Unknown

AB 34  
R 8  
H 11  
RBI 8  
BB 4  
SO 2  
LOB 17









Batter	1	2	3	4	5	6	7	8	9	AB	R	H	RBI	BB	SO	LOB	TOP								
<b>Davey Lopes, R</b> OBP: 0.394, SLG: 0.450 (1, 4)	F9	F8	4-3		4-3		F7		1B BB	4	0	0	0	2	0	4	<b>Los Angeles Dodgers @ Montreal Expos</b> Olympic Stadium, Montreal, QB Fri Jun 09 1978, 3:33 AM EDT Att: 21,719 - Unknown								
<b>Bill Russell, R</b> OBP: 0.296, SLG: 0.346 (1, 6)	HR	K	K			2B		F6	1B	6	2	3	2	0	2	5									
<b>Reggie Smith, S</b> OBP: 0.393, SLG: 0.564 (4, PH)	HR							5-3	5-3	1	2	1	2	1	0	0									
<b>Lee Lacy, R</b> OBP: 0.382, SLG: 0.663 (4, 9)	HR		S WP E	6-3		1-H	2B			3	0	1	1	1	0	1									
<b>Ron Cey, R</b> OBP: 0.381, SLG: 0.432 (1, 5)	1B		CS	6-3		1-H	F8			3	0	1	0	2	0	2									
<b>Steve Garvey, R</b> OBP: 0.297, SLG: 0.416 (1, 3)	F3		E1	F8			F8			5	1	0	0	0	0	5									
<b>Dusty Baker Jr., R</b> OBP: 0.332, SLG: 0.361 (1, 7)	F4		E	F7			F7			5	1	1	0	0	0	3									
<b>Bill North, S</b> OBP: 0.397, SLG: 0.318 (1, 8)			E1				F8		FC5-4	3	1	1	0	2	0	1									
<b>Steve Yeager, R</b> OBP: 0.306, SLG: 0.233 (1, 2)			SH						BB	4	0	1	0	0	0	3									
<b>Vic Davallo, L</b> OBP: 0.324, SLG: 0.294 (9, PH)	F8		5-3				F8		2B	0	1	0	0	1	0	0									
<b>Tommy John, R</b> OBP: 0.231, SLG: 0.208 (4, 1)			SH				FC6-4		1B	1	0	0	0	0	0	1									
<b>Bobby Castillo, R</b> OBP: 0.357, SLG: 0.385 (7, PH)							FC5-4		1B	1	0	0	0	0	0	1									
<b>Charlie Hough, R</b> OBP: 0.429, SLG: 0.571 (9, PH)	1-2		BB			1-2			1B	0	0	0	0	0	0	0									
<b>Rick Monday, L</b> OBP: 0.415, SLG: 0.660 (9, PH)			BB			1-2			1B	1	1	1	1	0	0	0									
<b>Inning Stats</b>	R: 2 E: 0 K: 0 S: 6	H: 3 LOB: 1 BB: 0 P: 6	R: 0 E: 0 K: 1 S: 7	H: 1 LOB: 2 BB: 0 P: 7	R: 3 E: 2 K: 1 S: 7	H: 1 LOB: 3 BB: 4 P: 23	R: 0 E: 0 K: 0 S: 3	H: 0 LOB: 1 BB: 1 P: 7	R: 0 E: 0 K: 0 S: 4	H: 1 LOB: 1 BB: 0 P: 4	R: 1 E: 0 K: 0 S: 5	H: 2 LOB: 1 BB: 0 P: 5	R: 0 E: 0 K: 0 S: 3	H: 0 LOB: 1 BB: 1 P: 7	R: 0 E: 0 K: 0 S: 3	H: 0 LOB: 1 BB: 3 P: 16	R: 3 E: 0 K: 0 S: 4	H: 2 LOB: 1 BB: 3 P: 16	1B: 7 2B: 2 3B: 0 HR: 1	SF: 0 SAC: 1 DP: 0 HBP: 0	WP: 1 PB: 1 SB: 1 CS: 1	PA: 48			
<b>PITCHER</b>	IP	WLS	BF	H	R	ER	SO	BB	IBB	HBP	BLK	WP	HR	S	P	ERA	WHIP								
<b>Rudy May, L</b> ERA: 3.57 (1, 1)	2.1		15	5	5	3	1	2	0	0	0	1	1	15	23	11.57	3.000								
<b>Bill Atkinson, R</b> ERA: 2.57 (3, 1)	0.2	W	5	0	0	0	1	2	0	0	0	0	0	5	13	0.00	3.000								
<b>Dan Schatzeder, L</b> ERA: 2.66 (4, 1)	4.0		17	3	1	1	0	2	0	0	0	0	0	15	23	2.25	1.250								
<b>Mike Garman, R</b> ERA: 5.55 (8, 1)	0.0		0	0	0	0	0	0	0	0	0	0	0	0	0	∞	∞								
<b>Darold Knowles, L</b> ERA: 1.65 (9, 1)	0.2	S	3	1	0	0	0	1	0	0	0	0	0	2	6	0.00	3.000								

Batter	1	2	3	4	5	6	7	8	9	AB	R	H	RBI	BB	SO	LOB	BOTTOM								
<b>Dave Cash, R</b> OBP: 0.324, SLG: 0.357 (1, 4)	G3-6-3	FC6-4	FC5-4	F2			G1-6-3			5	0	1	0	0	0	6	<b>Los Angeles Dodgers @ Montreal Expos</b> Olympic Stadium, Montreal, QB Fri Jun 09 1978, 3:33 AM EDT Att: 21,719 - Unknown								
<b>Del Unser, L</b> OBP: 0.324, SLG: 0.267 (9, 3)	1B	1-2	1-2	2-3			1-2			0	0	0	0	0	0	0									
<b>Chris Speier, R</b> OBP: 0.373, SLG: 0.386 (1, 6)	1B			6-3						5	1	3	0	0	1	0									
<b>Warren Cromartie, L</b> OBP: 0.319, SLG: 0.374 (1, 7)	G3-6-3			K			F5			4	1	0	0	0	2	4									
<b>Tony Perez, R</b> OBP: 0.325, SLG: 0.411 (1, 3)	4-3			2B			F3			5	2	2	2	0	1	1									
<b>Pepe Frias, R</b> OBP: 0.600, SLG: 1.400 (9, 4)	4-3		1B	1B						0	0	0	0	0	0	0									
<b>Ellis Valentine, R</b> OBP: 0.320, SLG: 0.446 (1, 9)			4-3	1B			K			4	2	1	0	1	2	0									
<b>Gary Carter, R</b> OBP: 0.338, SLG: 0.374 (1, 2)	1B		F4	HR						4	1	2	1	1	1	2									
<b>Andre Dawson, R</b> OBP: 0.330, SLG: 0.443 (1, 8)	K		1B	1B			K			3	2	1	1	1	2	2									
<b>Larry Parrish, R</b> OBP: 0.320, SLG: 0.482 (1, 5)	BB		WP	1B			F8			4	1	3	4	0	0	1									
<b>Rudy May, L</b> OBP: 0.281, SLG: 0.276 (1, 1)										0	0	0	0	1	0	0									
<b>Bill Atkinson, L</b> OBP: 0.290, SLG: 0.300 (3, PH)										0	0	0	0	0	0	0									
<b>Stan Schoen, K</b> OBP: 0.340, SLG: 0.333 (4, 1)										1	0	1	0	0	0	0									
<b>Dan Schatzeder, L</b> OBP: 0.330, SLG: 0.333 (4, 1)										1	0	0	0	0	0	0									
<b>Wayne Garrett, L</b> OBP: 0.332, SLG: 0.343 (7, PH)			FC6-4							1	0	1	0	0	0	0									
<b>Mike Garman, R</b> OBP: 0.330, SLG: 0.350 (8, 1)										0	0	0	0	0	0	0									
<b>Darold Knowles, L</b> OBP: 0.330, SLG: 0.350 (9, 1)										0	0	0	0	0	0	0									
<b>Inning Stats</b>	R: 0 E: 0 K: 0 S: 4	H: 2 LOB: 1 BB: 0 P: 4	R: 0 E: 0 K: 1 S: 7	H: 2 LOB: 3 BB: 1 P: 11	R: 4 E: 0 K: 1 S: 11	H: 6 LOB: 2 BB: 0 P: 11	R: 6 E: 0 K: 1 S: 8	H: 3 LOB: 0 BB: 2 P: 17	R: 0 E: 0 K: 2 S: 7	H: 0 LOB: 0 BB: 1 P: 11	R: 0 E: 0 K: 0 S: 4	H: 2 LOB: 1 BB: 0 P: 4	R: 0 E: 0 K: 3 S: 9	H: 0 LOB: 0 BB: 0 P: 9	R: 0 E: 0 K: 3 S: 9	H: 0 LOB: 0 BB: 0 P: 9	1B: 12 2B: 2 3B: 0 HR: 1	SF: 0 SAC: 0 DP: 2 HBP: 1	WP: 1 PB: 0 SB: 0 CS: 0	PA: 42					
<b>PITCHER</b>	IP	WLS	BF	H	R	ER	SO	BB	IBB	HBP	BLK	WP	HR	S	P	ERA	WHIP								
<b>Tommy John, L</b> ERA: 4.07 (1, 1)	3.1	L	24	12	8	8	2	2	0	1	0	0	0	25	34	21.60	4.200								
<b>Bobby Castillo, R</b> ERA: 3.81 (4, 1)	2.2		11	1	2	2	5	1	1	0	0	0	1	19	27	6.75	0.750								
<b>Charlie Hough, R</b> ERA: 3.06 (7, 1)	2.0		7	2	0	0	3	0	0	0	0	0	0	13	13	0.00	1.000								



Batter	1	2	3	4	5	6	7	8	9	AB	R	H	RBI	BB	SO	LOB	TOP										
Davey Lopes, R OBP: 0.394, SLG: 0.448 (1,4)	F3		FC5-6 1B	HBP S 1B		5-3		K 1-2 2-3		5	0	2	0	0	1	2											
Bill Russell, R OBP: 0.290, SLG: 0.339 (1,6)	6-3		FC5-6 1B 2B	F6 1-2		F7		F7		5	1	0	0	0	0	6											
Steve Garvey, R OBP: 0.303, SLG: 0.417 (1,3)	F6		2B 1-3 3-H 1B	HBP BB			F7		SH1-3 BB 2B 1B	4	1	2	1	1	0	0											
Ron Cey, R OBP: 0.386, SLG: 0.436 (1,5)		5-3	1-3 3-H 2B	1-2 2-3 HBP			K		SH1-3 2B BB	3	1	1	1	1	1	0											
Rick Monday, L OBP: 0.417, SLG: 0.653 (1,9)	F8		IBB	4-3					SH1-3	3	0	1	0	1	0	3											
Dusty Baker Jr., R OBP: 0.333, SLG: 0.367 (1,7)	1B		F4			K		K	4-3 2B	5	0	2	2	0	2	4											
Bill North, S OBP: 0.397, SLG: 0.321 (1,8)	FC6-4 1B		1-3			K			4-3	5	0	2	0	0	1	4											
Steve Yeager, R OBP: 0.306, SLG: 0.257 Vic Davallillo, L OBP: 0.324, SLG: 0.294 Lee Lacy, R OBP: 0.379, SLG: 0.656 Jerry Grote, R OBP: 0.356, SLG: 0.368 (1,2)	FC6-4					5-3		F7	F8	3	1	1	1	0	0	2											
Rick Rhoden, R OBP: 0.207, SLG: 0.192 Manny Mota, R OBP: 0.400, SLG: 0.429 Ted Martinez, R OBP: 0.294, SLG: 0.250 Lance Rautzhan, R (8,1)			FC5-6 1B	F8		K				1	0	1	0	0	0	0											
Terry Forster, L OBP: 0.400, SLG: 0.400 (9,1)			1B					1-2 S 1B		0	0	0	0	0	0	0											
<b>Inning Stats</b>	R: 0 E: 0 K: 0 S: 3	H: 0 LOB: 0 BB: 0 P: 3	R: 0 E: 0 K: 0 S: 5	H: 2 LOB: 2 BB: 0 P: 5	R: 2 E: 0 K: 0 S: 7	H: 4 LOB: 3 BB: 1 P: 11	R: 1 E: 0 K: 0 S: 5	H: 2 LOB: 3 BB: 1 P: 10	R: 0 E: 0 K: 2 S: 7	H: 0 LOB: 0 BB: 0 P: 7	R: 0 E: 0 K: 1 S: 5	H: 0 LOB: 0 BB: 0 P: 5	R: 0 E: 0 K: 2 S: 8	H: 1 LOB: 1 BB: 0 P: 8	R: 0 E: 0 K: 1 S: 7	H: 2 LOB: 3 BB: 0 P: 7	R: 2 E: 0 K: 0 S: 5	H: 2 LOB: 1 BB: 1 P: 9	1B: 10 2B: 2 3B: 0 HR: 1	SF: 0 SAC: 1 DP: 0 HBP: 1	WP: 0 PB: 0 SB: 3 CS: 0	PA: 44					
<b>PITCHER</b>	IP	WLS	BF	H	R	ER	SO	BB	IBB	HBP	BLK	WP	HR	S	P	ERA	WHIP										
Wayne Twitchell, R ERA: 5.09 (1,1)	7.0		34	10	3	3	5	1	1	1	0	0	1	41	50	3.86	1.571										
Darold Knowles, L ERA: 1.53 (8,1)	0.1	L	2	1	0	0	0	0	0	0	0	0	0	2	2	0.00	3.000										
Bill Atkinson, R ERA: 3.14 (8,1)	0.2		4	1	2	2	1	1	0	0	0	0	0	5	9	27.00	3.000										
Dan Schatzeder, L ERA: 2.61 (9,1)	0.1		1	0	0	0	0	0	0	0	0	0	0	1	1	0.00	0.000										
Mike Garman, R ERA: 5.4 (9,1)	0.0		0	0	0	0	0	0	0	0	0	0	0	0	0	∞	∞										

Los Angeles Dodgers @ Montreal Expos  
Olympic Stadium, Montreal, QB  
Sat Jun 10 1978, 7:05 PM EDT  
Att: 39,104 - Unknown

AB 39  
R 5  
H 13  
RBI 5  
BB 3  
SO 6  
LOB 23



Batter	1	2	3	4	5	6	7	8	9	AB	R	H	RBI	BB	SO	LOB	BOTTOM										
Dave Cash, R OBP: 0.326, SLG: 0.357 Del Unser, L OBP: 0.319, SLG: 0.262 (1,4)	FC3-6 1B		1B BB		5-3		F8		K	3	0	1	0	1	0	1											
Chris Speier, R OBP: 0.384, SLG: 0.401 (1,6)	FC3-6 HBP 1-2		1-2 2-H 1B				1B 2B		FC6-4 BB	4	1	3	2	1	0	1											
Warren Cromartie, L OBP: 0.320, SLG: 0.372 (1,7)	G6-4-3 HBP		F7		F5		F5		FC6-4	4	0	1	1	0	0	5											
Tony Perez, R OBP: 0.324, SLG: 0.407 Pepe Frias, R OBP: 0.600, SLG: 1.400 (1,3)	G6-4-3		F7				F8			4	1	1	0	0	0	5											
Ellis Valentine, R OBP: 0.314, SLG: 0.437 (1,9)		4-3			5-3		F8		6-3	4	0	0	0	0	0	1											
Gary Carter, R OBP: 0.332, SLG: 0.367 (1,2)		F8			F8		K		F3	4	0	0	0	0	1	1											
Andre Dawson, R OBP: 0.329, SLG: 0.439 (1,8)		6-3			5-3		WP 1B		K	4	0	1	0	0	1	0											
Larry Parrish, R OBP: 0.329, SLG: 0.487 (1,5)			SH1-4 1B				F7		SH1-3 1B	4	2	3	0	0	0	1											
Wayne Twitchell, R ERA: 5.09 Darold Knowles, L ERA: 1.53 Bill Atkinson, R ERA: 3.14 Dan Schatzeder, L ERA: 2.61 Mike Garman, R ERA: 5.4 Stan Page, R OBP: 0.340, SLG: 0.383 (1,1)			SH1-4		SH1-6-4		6-3		SH1-3	1	0	0	0	0	0	0											
<b>Inning Stats</b>	R: 0 E: 0 K: 0 S: 3	H: 1 LOB: 1 BB: 0 P: 4	R: 0 E: 0 K: 0 S: 3	H: 0 LOB: 0 BB: 0 P: 3	R: 1 E: 0 K: 0 S: 5	H: 2 LOB: 1 BB: 1 P: 9	R: 0 E: 0 K: 0 S: 3	H: 0 LOB: 0 BB: 0 P: 3	R: 1 E: 0 K: 1 S: 7	H: 2 LOB: 1 BB: 0 P: 7	R: 1 E: 0 K: 0 S: 5	H: 2 LOB: 1 BB: 0 P: 5	R: 0 E: 0 K: 1 S: 5	H: 0 LOB: 0 BB: 0 P: 5	R: 0 E: 0 K: 1 S: 6	H: 1 LOB: 2 BB: 1 P: 10	1B: 9 2B: 1 3B: 0 HR: 0	SF: 0 SAC: 3 DP: 1 HBP: 1	WP: 2 PB: 0 SB: 0 CS: 0	PA: 39							
<b>PITCHER</b>	IP	WLS	BF	H	R	ER	SO	BB	IBB	HBP	BLK	WP	HR	S	P	ERA	WHIP										
Rick Rhoden, R ERA: 4.32 (1,1)	7.0		31	9	4	3	1	1	0	1	0	0	0	31	36	3.86	1.429										
Lance Rautzhan, L ERA: 1.08 (8,1)	1.1	W	5	1	0	0	1	0	0	0	0	0	0	7	7	0.00	0.750										
Terry Forster, L ERA: 3.29 (9,1)	0.2	S	3	0	0	0	1	1	0	0	0	0	0	4	8	0.00	1.500										

Los Angeles Dodgers @ Montreal Expos  
Olympic Stadium, Montreal, QB  
Sat Jun 10 1978, 7:05 PM EDT  
Att: 39,104 - Unknown

AB 33  
R 4  
H 10  
RBI 3  
BB 2  
SO 3  
LOB 16





Batter	1	2	3	4	5	6	7	8	9	AB	R	H	RBI	BB	SO	LOB	TOP										
<b>Davey Lopes, R</b> OBP: 0.402, SLG: 0.456 (1, 4)										6	2	4	1	0	0	0	<b>Los Angeles Dodgers @ Montreal Expos</b> Olympic Stadium, Montreal, QB Sun Jun 11 1978, 3:33 AM EDT Att: 48,389 - Unknown										
<b>Bill Russell, R</b> OBP: 0.300, SLG: 0.348 (1, 6)										5	3	4	1	0	0	2											
<b>Ted Martinez, R</b> OBP: 0.278, SLG: 0.235 (9, PH) (9, 6)										1	0	0	0	0	0	0											
<b>Steve Garvey, R</b> OBP: 0.309, SLG: 0.421 (1, 3)										5	1	3	2	0	0	0											
<b>Ron Cey, R</b> OBP: 0.386, SLG: 0.449 (1, 5)										5	1	2	4	0	1	1											
<b>Dusty Baker Jr., R</b> OBP: 0.330, SLG: 0.363 (1, 7)										5	0	1	0	0	0	2											
<b>Vic Davalillo, L</b> OBP: 0.324, SLG: 0.294 (8, 7)										0	0	0	0	0	0	0											
<b>Lee Lacy, R</b> OBP: 0.389, SLG: 0.660 (1, 9)										4	1	2	0	1	1	1											
<b>Bill North, S</b> OBP: 0.390, SLG: 0.325 (1, 8)										5	1	1	0	0	0	4											
<b>Jerry Grote, R</b> OBP: 0.380, SLG: 0.419 (1, 2)										5	2	3	1	0	0	1											
<b>Lance Rautzhan, R</b> (8, 1)										0	0	0	0	0	0	0											
<b>Doug Rau, L</b> OBP: 0.208, SLG: 0.208 (1, 1)										0	0	0	0	0	0	0											
<b>Charlie Hough, R</b> OBP: 0.444, SLG: 0.556 (4, 1)										2	0	1	1	0	0	0											
<b>Johnny Oates, L</b> OBP: 0.474, SLG: 0.500 (8, 2)										1	0	0	0	0	0	0											
<b>Inning Stats</b>	R: 2 E: 1 K: 1 S: 8	H: 3 LOB: 1 BB: 0 P: 8	R: 4 E: 1 K: 0 S: 8	H: 5 LOB: 1 BB: 0 P: 8	R: 1 E: 0 K: 0 S: 6	H: 3 LOB: 2 BB: 0 P: 6	R: 0 E: 0 K: 0 S: 3	H: 0 LOB: 0 BB: 0 P: 3	R: 1 E: 0 K: 0 S: 6	H: 5 LOB: 2 BB: 0 P: 6	R: 0 E: 0 K: 0 S: 4	H: 1 LOB: 2 BB: 1 P: 8	R: 0 E: 0 K: 0 S: 3	H: 0 LOB: 0 BB: 0 P: 3	R: 3 E: 0 K: 1 S: 9	H: 4 LOB: 1 BB: 0 P: 9	R: 0 E: 0 K: 0 S: 3	H: 0 LOB: 0 BB: 0 P: 3	1B: 17 2B: 3 3B: 0 HR: 1	SF: 0 SAC: 2 DP: 0 HBP: 0	WP: 0 PB: 0 SB: 4 CS: 1	PA: 47					
<b>PITCHER</b>	IP	WLS	BF	H	R	ER	SO	BB	IBB	HBP	BLK	WP	HR	S	P	ERA	WHIP										
<b>Ross Grimsley, L</b> ERA: 2.97 (1, 1)	1.1	L	11	6	6	5	1	0	0	0	0	0	0	13	13	33.75	4.500										
<b>Hal Dues, R</b> ERA: 3.74 (2, 1)	2.2		12	5	1	1	0	0	0	0	0	0	0	12	12	3.38	1.875										
<b>Bill Atkinson, R</b> ERA: 3.23 (5, 1)	2.0		11	6	1	1	0	1	0	0	0	0	0	10	14	4.50	3.500										
<b>Dan Schatzeder, L</b> ERA: 3.57 (7, 1)	2.0		10	4	3	3	1	0	0	0	0	0	1	12	12	13.50	2.000										
<b>Mike Garman, R</b> ERA: 5.19 (9, 1)	0.0		0	0	0	0	0	0	0	0	0	0	0	0	0	∞	∞										

Batter	1	2	3	4	5	6	7	8	9	AB	R	H	RBI	BB	SO	LOB	BOTTOM										
<b>Dave Cash, R</b> OBP: 0.324, SLG: 0.358 (1, 4)										5	0	1	0	0	0	2	<b>Los Angeles Dodgers @ Montreal Expos</b> Olympic Stadium, Montreal, QB Sun Jun 11 1978, 3:33 AM EDT Att: 48,389 - Unknown										
<b>Chris Speier, R</b> OBP: 0.385, SLG: 0.394 (1, 6)										3	1	0	0	2	0	2											
<b>Warren Cromartie, L</b> OBP: 0.326, SLG: 0.377 (1, 7)										5	0	3	2	0	1	0											
<b>Tony Perez, R</b> OBP: 0.323, SLG: 0.404 (1, 3)										4	0	1	0	0	1	3											
<b>Ellis Valentine, R</b> OBP: 0.308, SLG: 0.428 (1, 9)										4	0	0	0	0	2	5											
<b>Gary Carter, R</b> OBP: 0.326, SLG: 0.360 (1, 2)										4	0	0	0	0	0	3											
<b>Andre Dawson, R</b> OBP: 0.332, SLG: 0.440 (1, 8)										4	1	2	0	0	0	0											
<b>Larry Parrish, R</b> OBP: 0.327, SLG: 0.485 (1, 5)										1	0	0	0	0	1	0											
<b>Stan Page, R</b> OBP: 0.358, SLG: 0.388 (3, 5)										2	1	1	0	1	0	0											
<b>Ross Grimsley, L</b> OBP: 0.189, SLG: 0.121 (1, 1)										0	0	0	0	0	0	0											
<b>Hal Dues, R</b> OBP: 0.206, SLG: 0.206 (2, 1)										1	0	1	0	0	0	0											
<b>Sam Rice, R</b> OBP: 0.206, SLG: 0.206 (4, PH)										1	1	1	0	0	0	0											
<b>Bill Atkinson, R</b> OBP: 0.300, SLG: 0.290 (5, 1)										0	0	0	0	0	0	0											
<b>Pepe Frías, R</b> OBP: 0.333, SLG: 0.333 (6, PH)										1	0	0	0	0	0	0											
<b>Dan Schatzeder, L</b> OBP: 0.333, SLG: 0.333 (7, 1)										0	0	0	0	0	0	0											
<b>Wayne Garrett, L</b> OBP: 0.225, SLG: 0.237 (8, PH)										1	0	0	0	0	0	2											
<b>Mike Garman, R</b> ERA: 5.19 (9, 1)										0	0	0	0	0	0	0											
<b>Inning Stats</b>	R: 0 E: 1 K: 0 S: 5	H: 1 LOB: 3 BB: 1 P: 9	R: 0 E: 0 K: 1 S: 7	H: 2 LOB: 0 BB: 0 P: 7	R: 0 E: 0 K: 1 S: 5	H: 1 LOB: 0 BB: 0 P: 5	R: 4 E: 0 K: 1 S: 10	H: 5 LOB: 2 BB: 1 P: 14	R: 0 E: 0 K: 0 S: 3	H: 0 LOB: 0 BB: 0 P: 3	R: 0 E: 0 K: 0 S: 3	H: 0 LOB: 0 BB: 0 P: 5	R: 0 E: 0 K: 0 S: 3	H: 1 LOB: 1 BB: 1 P: 7	R: 0 E: 0 K: 1 S: 5	H: 0 LOB: 0 BB: 0 P: 5	1B: 9 2B: 1 3B: 0 HR: 0	SF: 0 SAC: 0 DP: 2 HBP: 0	WP: 0 PB: 2 SB: 0 CS: 0	PA: 39							
<b>PITCHER</b>	IP	WLS	BF	H	R	ER	SO	BB	IBB	HBP	BLK	WP	HR	S	P	ERA	WHIP										
<b>Doug Rau, L</b> ERA: 3.7 (1, 1)	3.2		22	9	4	4	2	2	0	0	0	0	0	24	32	9.82	3.000										
<b>Charlie Hough, R</b> ERA: 2.77 (4, 1)	3.2	W	13	1	0	0	2	1	0	0	0	0	0	16	20	0.00	0.545										
<b>Lance Rautzhan, L</b> ERA: 0.9 (8, 1)	1.2		4	0	0	0	1	0	0	0	0	0	0	6	6	0.00	0.000										

AB	44
R	11
H	21
RBI	10
BB	1
SO	2
LOB	11





Batter	1	2	3	4	5	6	7	8	9	AB	R	H	RBI	BB	SO	LOB	TOP			
Dave Cash, R OBP: 0.319, SLG: 0.352 (1,4)	L8		6-3		6-3			6-3		4	0	0	0	0	0	0	<b>Montreal Expos @ San Francisco Giants</b> Candlestick Park, San Francisco, CA Mon Jun 12 1978, 6:33 AM EDT Att: 7,231 - Unknown <a href="http://livebaseballscorecards.com">livebaseballscorecards.com</a>			
Chris Speier, R OBP: 0.387, SLG: 0.389 (1,6)	F9		BB		BB			G3		2	0	0	0	2	0					
Warren Cromartie, L OBP: 0.325, SLG: 0.372 (1,7)	G3		BB		BB			F7		3	0	0	0	1	0					
Ellis Valentine, R OBP: 0.307, SLG: 0.424 (1,9)		CI	K					F9		4	0	1	0	0	1	2				
Wayne Garrett, L OBP: 0.256, SLG: 0.220 (1,5)		CI			4-3			L3		3	0	0	0	0	1	0				
Andre Dawson, R OBP: 0.327, SLG: 0.432 (1,8)	L6				P4			6-3		4	0	0	0	0	1	2				
Del Unser, L OBP: 0.319, SLG: 0.254 (1,3)		K			BB			F3		2	0	0	0	1	1	2				
Ed Herrmann, L OBP: 0.167, SLG: 0.128 (1,2)	G3				F9			F5		3	0	0	0	0	0	3				
Steve Rogers, R OBP: 0.098, SLG: 0.075 (1,1)			P3		P2			G3		3	0	0	0	0	0	0				
<b>Inning Stats</b>	R: 0 E: 0 K: 0 S: 3	H: 0 LOB: 0 BB: 0 P: 3	R: 0 E: 1 K: 1 S: 7	H: 1 LOB: 2 BB: 0 P: 7	R: 0 E: 0 K: 1 S: 5	H: 0 LOB: 2 BB: 2 P: 13	R: 0 E: 0 K: 0 S: 3	H: 0 LOB: 1 BB: 1 P: 7	R: 0 E: 0 K: 2 S: 7	H: 0 LOB: 0 BB: 0 P: 7	R: 0 E: 0 K: 0 S: 3	H: 0 LOB: 0 BB: 0 P: 3	R: 0 E: 0 K: 0 S: 3	H: 0 LOB: 0 BB: 0 P: 3	R: 0 E: 0 K: 0 S: 3	H: 0 LOB: 0 BB: 0 P: 3	1B: 1 2B: 0 3B: 0 HR: 0	SF: 0 SAC: 0 DP: 0 HBP: 0	WP: 0 PB: 0 SB: 0 CS: 0	PA: 33
<b>PITCHER</b> Ed Halicki, R ERA: 1.92 (1,1)	IP: 9.0 WLS: W BF: 33	H: 1 R: 0 ER: 0 SO: 4	BB: 4 IBB: 0 HBP: 0 BLK: 0	WP: 0 HR: 0 S: 37 P: 53	ERA: 0.00 WHIP: 0.556	<b>PITCHER</b>										IP: 9.0 WLS: W BF: 33	H: 1 R: 0 ER: 0 SO: 4	BB: 4 IBB: 0 HBP: 0 BLK: 0	WP: 0 HR: 0 S: 37 P: 53	ERA: 0.00 WHIP: 0.556

Batter	1	2	3	4	5	6	7	8	9	AB	R	H	RBI	BB	SO	LOB	BOTTOM			
Terry Whitfield, L OBP: 0.314, SLG: 0.412 (1,7)	4-3		BB			4-3		L8		4	0	1	0	0	0	0	<b>Montreal Expos @ San Francisco Giants</b> Candlestick Park, San Francisco, CA Mon Jun 12 1978, 6:33 AM EDT Att: 7,231 - Unknown <a href="http://livebaseballscorecards.com">livebaseballscorecards.com</a>			
Rob Andrews, R OBP: 0.304, SLG: 0.300 (1,4)	4-3		BB		BB	2B				2	1	0	0	1	0	1				
Jack Clark, R OBP: 0.369, SLG: 0.521 (1,9)	K				F9			2B		3	0	1	1	0	1	0				
Darrell Evans, L OBP: 0.392, SLG: 0.429 (1,5)		4-3			F7			F7		3	0	0	0	0	0	0				
Mike Ivie, R OBP: 0.385, SLG: 0.484 (1,3)										2	0	1	0	1	0	0				
Skip James, L OBP: 0.238, SLG: 0.167 (8,3)										0	0	0	0	0	0	0				
Larry Hemdon, R OBP: 0.335, SLG: 0.322 (1,8)		BB			BB					3	0	0	0	0	2	2				
Marc Hill, R OBP: 0.301, SLG: 0.296 (1,2)	G3									3	0	0	0	0	0	1				
Johnnie LeMaster, R OBP: 0.256, SLG: 0.273 (1,6)			F9		P3			K		3	0	0	0	0	1	0				
Ed Halicki, R OBP: 0.118, SLG: 0.118 (1,1)			5-3-4		L4			K		3	0	0	0	0	1	0				
<b>Inning Stats</b>	R: 0 E: 0 K: 1 S: 5	H: 0 LOB: 0 BB: 0 P: 5	R: 0 E: 0 K: 1 S: 5	H: 0 LOB: 1 BB: 1 P: 9	R: 0 E: 0 K: 0 S: 4	H: 1 LOB: 0 BB: 0 P: 4	R: 0 E: 0 K: 0 S: 4	H: 1 LOB: 1 BB: 0 P: 4	R: 0 E: 0 K: 0 S: 3	H: 0 LOB: 0 BB: 0 P: 3	R: 1 E: 0 K: 0 S: 3	H: 1 LOB: 0 BB: 1 P: 7	R: 0 E: 0 K: 1 S: 5	H: 0 LOB: 0 BB: 0 P: 5	R: 0 E: 0 K: 2 S: 7	H: 0 LOB: 0 BB: 0 P: 7	1B: 2 2B: 1 3B: 0 HR: 0	SF: 0 SAC: 0 DP: 0 HBP: 0	WP: 0 PB: 0 SB: 0 CS: 0	PA: 28
<b>PITCHER</b> Steve Rogers, R ERA: 2.29 (1,1)	IP: 8.0 WLS: L BF: 28	H: 3 R: 1 ER: 1 SO: 5	BB: 2 IBB: 0 HBP: 0 BLK: 0	WP: 0 HR: 0 S: 36 P: 44	ERA: 1.12 WHIP: 0.625	<b>PITCHER</b>										IP: 8.0 WLS: L BF: 28	H: 3 R: 1 ER: 1 SO: 5	BB: 2 IBB: 0 HBP: 0 BLK: 0	WP: 0 HR: 0 S: 36 P: 44	ERA: 1.12 WHIP: 0.625



Batter	1	2	3	4	5	6	7	8	9	AB	R	H	RBI	BB	SO	LOB	TOP			
<b>Dave Cash, R</b> OBP: 0.316, SLG: 0.346 (1, 4)										4	1	0	0	1	0	2	<b>Montreal Expos @ San Francisco Giants</b> Candlestick Park, San Francisco, CA Tue Jun 13 1978, 10:05 PM EDT Att: 26,277 - Unknown			
<b>Chris Speier, R</b> OBP: 0.382, SLG: 0.384 (1, 6)										5	1	1	0	0	1	2				
<b>Warren Cromartie, L</b> OBP: 0.338, SLG: 0.372 <b>Del Unser, L</b> OBP: 0.320, SLG: 0.258 (1, 7)										0	1	0	0	0	0	0				
<b>Tony Perez, R</b> OBP: 0.326, SLG: 0.411 (1, 3)										4	1	2	3	0	1	0				
<b>Ellis Valentine, R</b> OBP: 0.311, SLG: 0.431 (1, 9)										4	0	2	1	0	0	1				
<b>Gary Carter, R</b> OBP: 0.325, SLG: 0.354 (1, 2)										3	0	0	0	1	0	3				
<b>Stan Papi, R</b> OBP: 0.351, SLG: 0.385 (1, 5)										3	0	1	1	0	0	2				
<b>Sam Mejias, R</b> OBP: 0.294, SLG: 0.250 (1, 8)										4	0	1	0	0	0	3				
<b>Rudy May, L</b> OBP: 0.262, SLG: 0.258 (5, 1) <b>Hal Dues, R</b> OBP: 0.207, SLG: 0.200 <b>Pepe Friess, L</b> OBP: 0.220, SLG: 1.167 <b>Mike Garman, R</b> OBP: 0.209, SLG: 0.200 <b>Darold Knowles, L</b> OBP: 0.209, SLG: 0.200 <b>Wayne Garrett, L</b> OBP: 0.200, SLG: 0.214 (7, 1)										2	0	0	0	0	1	0				
<b>Inning Stats</b>	R: 3 E: 1 K: 0 S: 5	H: 2 LOB: 2 BB: 2 P: 14	R: 0 E: 0 K: 0 S: 3	H: 0 LOB: 0 BB: 0 P: 3	R: 0 E: 0 K: 1 S: 5	H: 0 LOB: 0 BB: 0 P: 5	R: 0 E: 0 K: 0 S: 3	H: 0 LOB: 0 BB: 0 P: 3	R: 0 E: 0 K: 2 S: 7	H: 1 LOB: 1 BB: 0 P: 6	R: 0 E: 0 K: 0 S: 5	H: 2 LOB: 2 BB: 0 P: 5	R: 2 E: 0 K: 0 S: 6	H: 3 LOB: 1 BB: 0 P: 6	R: 0 E: 0 K: 1 S: 5	H: 0 LOB: 0 BB: 0 P: 5		1B: 6 2B: 2 3B: 0 HR: 0	SF: 1 SAC: 1 DP: 0 HBP: 1	WP: 0 PB: 0 SB: 0 CS: 0
<b>PITCHER</b> <b>Bob Knepper, L</b> ERA: 2.28 (1, 1)	IP: 9.0 WLS: W BF: 38 H: 8 R: 5 ER: 5 SO: 5 BB: 1 IBB: 1 HBP: 1 BLK: 0 WP: 0 HR: 0 S: 45 P: 54 ERA: 5.00 WHIP: 1.000															<b>PITCHER</b>				
Batter	1	2	3	4	5	6	7	8	9	AB	R	H	RBI	BB	SO	LOB	BOTTOM			
<b>Rob Andrews, R</b> OBP: 0.333, SLG: 0.321 (1, 4)										3	3	2	0	1	1	0	<b>Montreal Expos @ San Francisco Giants</b> Candlestick Park, San Francisco, CA Tue Jun 13 1978, 10:05 PM EDT Att: 26,277 - Unknown			
<b>Darrell Evans, L</b> OBP: 0.389, SLG: 0.428 (1, 5)										3	1	1	2	0	0	1				
<b>Jack Clark, R</b> OBP: 0.371, SLG: 0.539 (1, 9)										4	1	2	4	0	0	1				
<b>Mike Ivie, R</b> OBP: 0.389, SLG: 0.495 (1, 3)										4	1	2	1	0	0	1				
<b>Larry Herndon, R</b> OBP: 0.333, SLG: 0.320 (1, 8)									4	0	1	1	0	0	1					
<b>Marc Hill, R</b> OBP: 0.293, SLG: 0.288 (1, 2)										4	0	0	0	0	1	1				
<b>Terry Whitfield, L</b> OBP: 0.318, SLG: 0.414 (1, 7)										4	1	2	0	0	0	0				
<b>Johnnie LeMaster, R</b> OBP: 0.262, SLG: 0.286 (1, 6)										4	1	2	0	0	1	1				
<b>Bob Knepper, L</b> OBP: 0.146, SLG: 0.139 (1, 1)										2	1	0	0	1	1	3				
<b>Inning Stats</b>	R: 2 E: 0 K: 0 S: 5	H: 3 LOB: 1 BB: 0 P: 5	R: 0 E: 0 K: 1 S: 6	H: 2 LOB: 1 BB: 0 P: 6	R: 0 E: 0 K: 1 S: 5	H: 0 LOB: 0 BB: 0 P: 5	R: 0 E: 0 K: 0 S: 3	H: 1 LOB: 0 BB: 0 P: 3	R: 3 E: 2 K: 2 S: 11	H: 4 LOB: 1 BB: 0 P: 11	R: 0 E: 0 K: 0 S: 3	H: 0 LOB: 0 BB: 0 P: 3	R: 4 E: 1 K: 0 S: 5	H: 2 LOB: 0 BB: 2 P: 13	R: 0 E: 0 K: 0 S: 3	H: 0 LOB: 0 BB: 0 P: 3		1B: 8 2B: 3 3B: 0 HR: 1	SF: 1 SAC: 0 DP: 2 HBP: 0	WP: 0 PB: 0 SB: 0 CS: 0
<b>PITCHER</b> <b>Rudy May, L</b> ERA: 3.87 (5, 1) <b>Hal Dues, R</b> ERA: 3.5 (7, 1) <b>Mike Garman, R</b> ERA: 6.23 (7, 1) <b>Darold Knowles, L</b> ERA: 1.82 (7, 1)	IP: 1.1 WLS: L BF: 5 H: 1 R: 0 ER: 0 SO: 0 BB: 0 IBB: 0 HBP: 0 BLK: 0 WP: 0 HR: 0 S: 5 P: 5 ERA: 9.64 WHIP: 1.929															<b>PITCHER</b>				







Batter	1	2	3	4	5	6	7	8	9	AB	R	H	RBI	BB	SO	LOB	TOP		
Dave Cash, R OBP: 0.322, SLG: 0.348 (1, 4)										4	0	1	0	0	0	1			
Stan Paol, R OBP: 0.344, SLG: 0.393 (1, 6)										4	0	1	0	0	0	2			
Warren Cromartie, L OBP: 0.322, SLG: 0.365 (1, 7)										3	0	0	0	0	0	2			
Tony Perez, R OBP: 0.316, SLG: 0.397 (1, 3)										3	0	0	0	0	1	1			
Ellis Valentine, R OBP: 0.319, SLG: 0.440 (1, 9)										3	0	2	0	0	1	0			
Del Unser, L OBP: 0.317, SLG: 0.315 (1, 8)										3	0	0	0	0	1	1			
Wayne Garrett, L OBP: 0.292, SLG: 0.200 (1, 5)										3	0	0	0	0	1	0			
Ed Herrmann, L OBP: 0.156, SLG: 0.119 (9, PR)										3	0	0	0	0	0	0			
Sam Mejias, R OBP: 0.294, SLG: 0.250 (9, PR)										0	0	0	0	0	0	0			
Woodie Fryman, R OBP: 0.053, SLG: 0.111 Andre Dawson, R OBP: 0.325, SLG: 0.430 (9, PH)										2	0	0	0	0	0	0			
										1	0	0	0	0	1	1			
<b>Inning Stats</b>	R: 0 E: 0 K: 0 S: 3	H: 1 LOB: 0 BB: 0 P: 3	R: 0 E: 0 K: 2 S: 7	H: 0 LOB: 0 BB: 0 P: 7	R: 0 E: 0 K: 0 S: 3	H: 0 LOB: 0 BB: 0 P: 3	R: 0 E: 0 K: 0 S: 3	H: 1 LOB: 0 BB: 0 P: 3	R: 0 E: 0 K: 1 S: 5	H: 0 LOB: 0 BB: 0 P: 5	R: 0 E: 0 K: 1 S: 6	H: 1 LOB: 1 BB: 0 P: 6	R: 0 E: 0 K: 0 S: 3	H: 1 LOB: 0 BB: 0 P: 3	R: 0 E: 1 K: 1 S: 6	H: 0 LOB: 1 BB: 0 P: 6	1B: 3 2B: 2 3B: 0 HR: 0	SF: 0 SAC: 0 DP: 2 HBP: 0	WP: 0 PA: 29 PB: 0 SB: 0 CS: 0
<b>PITCHER</b> Gaylord Perry, R ERA: 3.03 (1, 1)	IP: 9.0 WLS: W BF: 29 H: 4 R: 0 ER: 0 SO: 5 BB: 0 IBB: 0 HBP: 0 BLK: 0 WP: 0 HR: 0 S: 39 P: 39 ERA: 0.00 WHIP: 0.444															<b>PITCHER</b> IP: 9.0 WLS: W BF: 29 H: 4 R: 0 ER: 0 SO: 5 BB: 0 IBB: 0 HBP: 0 BLK: 0 WP: 0 HR: 0 S: 39 P: 39 ERA: 0.00 WHIP: 0.444			

Montreal Expos @ San Diego Padres  
San Diego Stadium, San Diego, CA  
Wed Jun 14 1978, 10:05 PM EDT  
Att: 18,765 - Unknown

AB	29
R	0
H	4
RBI	0
BB	0
SO	5
LOB	8



Batter	1	2	3	4	5	6	7	8	9	AB	R	H	RBI	BB	SO	LOB	BOTTOM
Gene Richards, L OBP: 0.352, SLG: 0.394 (1, 7)										4	0	0	0	0	1	0	
Ozzie Smith, S OBP: 0.296, SLG: 0.311 (1, 6)										3	1	1	0	1	0	0	
Gene Tenace, R OBP: 0.420, SLG: 0.432 (1, 3)										2	0	0	0	2	1	1	
Dave Winfield, R OBP: 0.342, SLG: 0.491 (1, 9)										4	0	2	1	0	0	2	
Fernando Gonzalez, R OBP: 0.220, SLG: 0.225 (1, 4)										3	0	0	0	0	0	3	
Derrel Thomas, S OBP: 0.302, SLG: 0.294 (1, 8)										3	0	0	0	0	3	3	
Tucker Ashford, R OBP: 0.283, SLG: 0.367 (1, 5)										2	0	0	0	1	1	0	
Dave Roberts, R OBP: 0.296, SLG: 0.250 (1, 2)										3	0	0	0	0	0	3	
Gaylord Perry, R OBP: 0.156, SLG: 0.194 (1, 1)										3	0	0	0	0	2	0	
<b>Inning Stats</b>	R: 0 E: 0 K: 0 S: 4	H: 1 LOB: 1 BB: 0 P: 4	R: 0 E: 0 K: 2 S: 7	H: 0 LOB: 0 BB: 0 P: 7	R: 0 E: 0 K: 1 S: 6	H: 1 LOB: 3 BB: 3 P: 18	R: 0 E: 0 K: 1 S: 5	H: 0 LOB: 0 BB: 0 P: 5	R: 0 E: 0 K: 2 S: 8	H: 1 LOB: 1 BB: 0 P: 8	R: 0 E: 0 K: 1 S: 5	H: 0 LOB: 1 BB: 1 P: 9	R: 0 E: 0 K: 1 S: 5	H: 0 LOB: 1 BB: 1 P: 9	1B: 3 2B: 0 3B: 0 HR: 0	SF: 0 SAC: 0 DP: 0 HBP: 0	WP: 0 PA: 31 PB: 0 SB: 3 CS: 0
<b>PITCHER</b> Woodie Fryman, L ERA: 4.66 (1, 1)	IP: 8.0 WLS: L BF: 31 H: 3 R: 1 ER: 1 SO: 8 BB: 4 IBB: 0 HBP: 0 BLK: 0 WP: 0 HR: 0 S: 43 P: 59 ERA: 1.12 WHIP: 0.875															<b>PITCHER</b> IP: 8.0 WLS: L BF: 31 H: 3 R: 1 ER: 1 SO: 8 BB: 4 IBB: 0 HBP: 0 BLK: 0 WP: 0 HR: 0 S: 43 P: 59 ERA: 1.12 WHIP: 0.875	

Montreal Expos @ San Diego Padres  
San Diego Stadium, San Diego, CA  
Wed Jun 14 1978, 10:05 PM EDT  
Att: 18,765 - Unknown

AB	27
R	1
H	3
RBI	1
BB	4
SO	8
LOB	12





Batter	1	2	3	4	5	6	7	8	9	AB	R	H	RBI	BB	SO	LOB	TOP						
Dave Cash, R OBP: 0.325, SLG: 0.351 (1, 4)										4	0	2	0	0	0	1	<b>Montreal Expos @ San Diego Padres</b> San Diego Stadium, San Diego, CA Thu Jun 15 1978, 6:33 AM EDT Att: 9,253 - Unknown						
Chris Speier, R OBP: 0.377, SLG: 0.383 (1, 6)										4	1	2	0	0	0	1							
Warren Cromartie, L OBP: 0.317, SLG: 0.356 (1, 7)										4	0	0	0	0	0	3							
Tony Perez, R OBP: 0.315, SLG: 0.399 Del Unser, L OBP: 0.317, SLG: 0.315 (1, 3) (8, 3)										4	1	1	1	0	0	0							
Ellis Valentine, R OBP: 0.322, SLG: 0.459 (1, 9)										4	1	2	2	0	1	0							
Gary Carter, R OBP: 0.323, SLG: 0.347 (1, 2)										3	0	1	0	1	0	0							
Stan Papi, R OBP: 0.323, SLG: 0.367 (1, 5)										4	0	0	0	0	1	3							
Sam Mejias, R OBP: 0.286, SLG: 0.211 (1, 8)										3	0	0	0	1	0	0							
Ross Grimsley, L OBP: 0.195, SLG: 0.135 (1, 1)										4	0	1	0	0	1	2							
<b>Inning Stats</b>	R: 0 E: 0 K: 0 S: 3	H: 1 LOB: 0 BB: 0 P: 3	R: 1 E: 0 K: 1 S: 6	H: 1 LOB: 0 BB: 0 P: 6	R: 0 E: 0 K: 0 S: 3	H: 1 LOB: 0 BB: 0 P: 3	R: 0 E: 0 K: 1 S: 6	H: 0 LOB: 0 BB: 0 P: 3	R: 0 E: 0 K: 0 S: 5	H: 2 LOB: 2 BB: 0 P: 5	R: 0 E: 0 K: 0 S: 3	H: 0 LOB: 0 BB: 0 P: 3	R: 0 E: 0 K: 1 S: 5	H: 0 LOB: 0 BB: 0 P: 5	R: 0 E: 0 K: 0 S: 5	H: 0 LOB: 0 BB: 0 P: 5	1B: 5 2B: 3 3B: 0 HR: 1	SF: 0 SAC: 0 DP: 2 HBP: 0	WP: 0 PB: 0 SB: 0 CS: 0	PA: 36			
<b>PITCHER</b>	IP WLS BF H R ER SO BB IBB HBP BLK WP HR S P ERA WHIP	7.0 L 30 9 3 3 2 0 2 0 0 0 1 32 40 3.86 1.286	2.0 6 0 0 0 1 0 0 0 0 0 0 0 8 8 0.00 0.000																				

AB	34
R	3
H	9
RBI	3
BB	2
SO	3
LOB	10



Batter	1	2	3	4	5	6	7	8	9	AB	R	H	RBI	BB	SO	LOB	BOTTOM					
Ozzie Smith, S OBP: 0.291, SLG: 0.305 Mark Lee, R (1, 6) (8, 1)										4	0	0	0	0	0	1	<b>Montreal Expos @ San Diego Padres</b> San Diego Stadium, San Diego, CA Thu Jun 15 1978, 6:33 AM EDT Att: 9,253 - Unknown					
Derrel Thomas, S OBP: 0.306, SLG: 0.294 (1, 8) (9, 3)										3	0	1	0	1	0	0						
Gene Tenace, R OBP: 0.422, SLG: 0.430 Gene Richards, L OBP: 0.352, SLG: 0.394 (1, 3) (6, PR) (9, 8)										3	0	1	0	1	0	0						
Dave Winfield, R OBP: 0.340, SLG: 0.487 (1, 9)										4	0	1	0	0	1	3						
Fernando Gonzalez, R OBP: 0.250, SLG: 0.256 (1, 4)										3	0	2	0	0	0	1						
Don Reynolds, R OBP: 0.359, SLG: 0.242 (1, 7)										4	0	0	0	0	1	5						
Tucker Ashford, R OBP: 0.281, SLG: 0.346 (1, 5)										3	0	0	0	1	1	2						
Dave Roberts, R OBP: 0.323, SLG: 0.321 (1, 2)										4	1	2	0	0	0	3						
Bob Shirley, R OBP: 0.217, SLG: 0.100 Bill Almon, R OBP: 0.333, SLG: 0.353 (1, 1) (7, PH) (8, 6)										2	0	0	0	0	1	1						
<b>Inning Stats</b>	R: 0 E: 0 K: 0 S: 3	H: 0 LOB: 0 BB: 0 P: 3	R: 0 E: 0 K: 0 S: 4	H: 1 LOB: 1 BB: 0 P: 4	R: 1 E: 1 K: 1 S: 6	H: 1 LOB: 2 BB: 2 P: 14	R: 0 E: 0 K: 1 S: 5	H: 1 LOB: 3 BB: 1 P: 9	R: 0 E: 0 K: 0 S: 3	H: 0 LOB: 0 BB: 0 P: 3	R: 0 E: 0 K: 0 S: 4	H: 1 LOB: 1 BB: 0 P: 4	R: 0 E: 0 K: 1 S: 5	H: 0 LOB: 0 BB: 0 P: 5	R: 0 E: 0 K: 0 S: 5	H: 0 LOB: 0 BB: 0 P: 5	1B: 6 2B: 1 3B: 0 HR: 0	SF: 0 SAC: 1 DP: 1 HBP: 0	WP: 0 PB: 0 SB: 0 CS: 0	PA: 36		
<b>PITCHER</b>	IP WLS BF H R ER SO BB IBB HBP BLK WP HR S P ERA WHIP	9.0 W 36 7 1 0 4 3 0 0 0 0 0 41 53 0.00 1.111																				

AB	32
R	1
H	7
RBI	0
BB	3
SO	4
LOB	16





Batter	1	2	3	4	5	6	7	8	9	AB	R	H	RBI	BB	SO	LOB	TOP					
Dave Cash, R OBP: 0.331, SLG: 0.355 (1, 4)										3	1	2	0	1	0	1	<b>Montreal Expos @ Los Angeles Dodgers</b> Dodger Stadium, Los Angeles, CA Fri Jun 16 1978, 7:05 PM PDT Att: 45,538 - Unknown					
Chris Speier, R OBP: 0.375, SLG: 0.380 (1, 6)										4	0	1	0	0	0	2						
Warren Cromartie, L OBP: 0.320, SLG: 0.361 (1, 7)										4	0	2	0	0	0	0						
Tony Perez, R OBP: 0.318, SLG: 0.407 (1, 3)										3	0	2	1	0	1	1						
Ellis Valentine, R OBP: 0.321, SLG: 0.453 (1, 9)										3	0	0	0	1	0	4						
Gary Carter, R OBP: 0.321, SLG: 0.350 (1, 2)										4	0	1	0	0	1	2						
Andre Dawson, R OBP: 0.324, SLG: 0.427 (1, 8)										4	0	1	0	0	0	2						
Larry Parrish, R OBP: 0.324, SLG: 0.470 (1, 5)										3	0	0	0	1	1	3						
Steve Rogers, R OBP: 0.093, SLG: 0.071 (1, 1)										2	0	0	0	0	0	1						
<b>Inning Stats</b>	R: 0 E: 0 K: 1 S: 6	H: 2 LOB: 1 BB: 0 P: 6	R: 0 E: 0 K: 2 S: 7	H: 0 LOB: 1 BB: 1 P: 11	R: 1 E: 0 K: 0 S: 6	H: 3 LOB: 2 BB: 0 P: 6	R: 0 E: 0 K: 0 S: 4	H: 1 LOB: 1 BB: 0 P: 4	R: 0 E: 0 K: 0 S: 2	H: 0 LOB: 0 BB: 1 P: 6	R: 0 E: 0 K: 0 S: 3	H: 1 LOB: 0 BB: 3	R: 0 E: 0 K: 0 S: 3	H: 0 LOB: 1 BB: 7	R: 0 E: 0 K: 0 S: 4	H: 1 LOB: 1 BB: 0 P: 4	R: 0 E: 0 K: 0 S: 3	H: 1 LOB: 0 BB: 3	1B: 7 2B: 2 3B: 0 HR: 0	SF: 1 SAC: 1 DP: 3 HBP: 0	WP: 0 PB: 0 SB: 1 CS: 0	PA: 36
<b>PITCHER</b> Doug Rau, L ERA: 3.4 (1, 1)	IP: 9.0 WLS: W BF: 35 H: 9 R: 1 ER: 1 SO: 3 BB: 3 IBB: 0 HBP: 0 BLK: 0 WP: 0 HR: 0 S: 38 P: 50 ERA: 1.00 WHIP: 1.333															<b>PITCHER</b>						

Batter	1	2	3	4	5	6	7	8	9	AB	R	H	RBI	BB	SO	LOB	BOTTOM					
Davey Lopes, R OBP: 0.408, SLG: 0.479 (1, 4)										3	1	2	1	0	0	0	<b>Montreal Expos @ Los Angeles Dodgers</b> Dodger Stadium, Los Angeles, CA Fri Jun 16 1978, 7:05 PM PDT Att: 45,538 - Unknown					
Bill Russell, R OBP: 0.308, SLG: 0.357 (1, 6)										4	0	2	0	0	0	1						
Steve Garvey, R OBP: 0.320, SLG: 0.445 (1, 3)										4	0	1	0	0	0	3						
Ron Cey, R OBP: 0.376, SLG: 0.436 (1, 5)										4	1	1	0	0	1	2						
Dusty Baker Jr., R OBP: 0.333, SLG: 0.376 (1, 7)										4	0	1	0	0	0	0						
Rick Monday, L OBP: 0.397, SLG: 0.623 (1, 9) (5, 8)										4	0	1	0	0	2	2						
Bill North, S OBP: 0.384, SLG: 0.318 (1, 8)										2	0	1	1	0	1	0						
Lee Lacy, R OBP: 0.376, SLG: 0.648 (5, 9)										0	0	0	0	1	0	0						
Steve Yeager, R OBP: 0.305, SLG: 0.272 (1, 2)										3	0	0	0	0	1	3						
Doug Rau, L OBP: 0.222, SLG: 0.222 (1, 1)										3	0	1	0	0	0	2						
<b>Inning Stats</b>	R: 0 E: 0 K: 0 S: 4	H: 2 LOB: 1 BB: 0 P: 4	R: 0 E: 0 K: 1 S: 5	H: 0 LOB: 0 BB: 0 P: 5	R: 0 E: 0 K: 1 S: 7	H: 2 LOB: 2 BB: 0 P: 7	R: 1 E: 0 K: 1 S: 8	H: 3 LOB: 2 BB: 0 P: 8	R: 1 E: 0 K: 1 S: 6	H: 1 LOB: 0 BB: 0 P: 6	R: 0 E: 0 K: 0 S: 3	H: 1 LOB: 1 BB: 1 P: 7	R: 0 E: 0 K: 0 S: 4	H: 1 LOB: 0 BB: 0 P: 4	R: 0 E: 0 K: 1 S: 5	H: 0 LOB: 0 BB: 0 P: 5	R: 0 E: 0 K: 1 S: 5	H: 0 LOB: 0 BB: 0 P: 5	1B: 8 2B: 2 3B: 0 HR: 1	SF: 0 SAC: 1 DP: 1 HBP: 0	WP: 0 PB: 0 SB: 0 CS: 1	PA: 33
<b>PITCHER</b> Steve Rogers, R ERA: 2.29 (1, 1)	IP: 8.0 WLS: L BF: 33 H: 10 R: 2 ER: 2 SO: 5 BB: 1 IBB: 0 HBP: 0 BLK: 0 WP: 0 HR: 1 S: 42 P: 46 ERA: 2.25 WHIP: 1.375															<b>PITCHER</b>						





Batter	1	2	3	4	5	6	7	8	9	AB	R	H	RBI	BB	SO	LOB	TOP										
Dave Cash, R OBP: 0.336, SLG: 0.359 Pepe Frias, R OBP: 0.500, SLG: 1.167										5	1	3	1	0	1	0											
Stan Paol, R OBP: 0.343, SLG: 0.365										3	0	1	0	2	0	1											
Warren Cromartie, L OBP: 0.322, SLG: 0.366										5	2	2	0	0	0	3											
Tony Perez, R OBP: 0.329, SLG: 0.425 Del Unser, L OBP: 0.313, SLG: 0.311										3	2	3	2	1	0	0											
Ellis Valentine, R OBP: 0.322, SLG: 0.449										4	0	1	0	1	1	5											
Andre Dawson, R OBP: 0.320, SLG: 0.426										3	0	1	2	0	0	3											
Gary Carter, R OBP: 0.320, SLG: 0.348										4	0	1	1	0	0	4											
Larry Parrish, R OBP: 0.323, SLG: 0.466										4	1	1	0	0	1	2											
Rudy May, L OBP: 0.265, SLG: 0.258 Dan Schatzeder, L OBP: 0.200, SLG: 0.200 Hal Dues, R OBP: 0.182, SLG: 0.182										0	0	0	0	0	0	0											
										2	0	0	0	0	1	0											
										1	0	0	0	0	1	0											
<b>Inning Stats</b>	R: 1 E: 0 K: 0 S: 6	H: 3 LOB: 3 BB: 1 P: 10	R: 1 E: 0 K: 0 S: 4	H: 2 LOB: 0 BB: 0 P: 4	R: 2 E: 0 K: 0 S: 5	H: 3 LOB: 0 BB: 0 P: 5	R: 0 E: 0 K: 1 S: 5	H: 0 LOB: 0 BB: 0 P: 5	R: 2 E: 0 K: 0 S: 4	H: 1 LOB: 2 BB: 3 P: 16	R: 0 E: 0 K: 0 S: 4	H: 1 LOB: 1 BB: 0 P: 4	R: 0 E: 0 K: 2 S: 7	H: 0 LOB: 0 BB: 0 P: 7	R: 0 E: 0 K: 1 S: 7	H: 3 LOB: 2 BB: 0 P: 7	1B: 10 2B: 4 3B: 0 HR: 0	SF: 1 SAC: 1 DP: 2 HBP: 0	WP: 0 PB: 0 CS: 0	PA: 41							
<b>PITCHER</b>	IP	WLS	BF	H	R	ER	SO	BB	IBB	HBP	BLK	WP	HR	S	P	ERA	WHIP										
Burt Hooton, R ERA: 3.66	2.0	L	14	8	4	4	0	1	0	0	0	0	0	13	17	18.00	4.500										
Bobby Castillo, R ERA: 4.11	3.1		9	0	2	2	1	3	0	0	0	0	0	8	20	7.71	1.286										
Lance Rautzhan, L ERA: 0.63	5.1		3.2	13	2	0	3	0	0	0	0	0	0	19	19	0.00	0.545										
Terry Forster, L ERA: 3.41	9.1		1.0	5	3	0	1	0	0	0	0	0	0	7	7	0.00	3.000										

**Montreal Expos @ Los Angeles Dodgers**  
Dodger Stadium, Los Angeles, CA  
Sat Jun 17 1978, 7:05 PM PDT  
Att: 51,247 - Unknown

AB	35
R	6
H	13
RBI	6
BB	4
SO	5
LOB	20



Batter	1	2	3	4	5	6	7	8	9	AB	R	H	RBI	BB	SO	LOB	BOTTOM										
Davey Lopes, R OBP: 0.413, SLG: 0.474										2	1	0	1	3	0	0											
Bill Russell, R OBP: 0.306, SLG: 0.352										4	0	0	0	1	0	4											
Steve Garvey, R OBP: 0.318, SLG: 0.444										5	1	1	0	0	0	6											
Ron Cey, R OBP: 0.380, SLG: 0.445										4	0	3	1	0	0	1											
Dusty Baker Jr., R OBP: 0.335, SLG: 0.374										4	0	1	0	1	1	3											
Lee Lacy, R OBP: 0.377, SLG: 0.633										4	0	1	1	1	0	5											
Rick Monday, L OBP: 0.397, SLG: 0.613										4	1	1	0	0	1	5											
Steve Yeager, R OBP: 0.309, SLG: 0.268										2	0	0	0	2	1	4											
Burt Hooton, R OBP: 0.174, SLG: 0.136 Bobby Castillo, R Lance Rautzhan, R Vic Davalillo, L Terry Forster, L										1	0	1	0	0	0	0											
										1	0	0	0	0	0	0											
										1	0	0	0	0	0	3											
										1	0	0	0	0	0	0											
										0	0	0	0	0	0	0											
<b>Inning Stats</b>	R: 1 E: 0 K: 0 S: 4	H: 1 LOB: 2 BB: 2 P: 12	R: 1 E: 0 K: 0 S: 3	H: 1 LOB: 2 BB: 2 P: 12	R: 0 E: 0 K: 2 S: 8	H: 1 LOB: 2 BB: 1 P: 12	R: 0 E: 0 K: 0 S: 3	H: 0 LOB: 1 BB: 1 P: 7	R: 0 E: 0 K: 0 S: 4	H: 1 LOB: 3 BB: 2 P: 12	R: 0 E: 0 K: 0 S: 3	H: 0 LOB: 0 BB: 0 P: 3	R: 0 E: 0 K: 1 S: 7	H: 2 LOB: 2 BB: 0 P: 7	R: 0 E: 0 K: 0 S: 3	H: 0 LOB: 0 BB: 0 P: 3	R: 1 E: 0 K: 0 S: 5	H: 2 LOB: 1 BB: 0 P: 5	1B: 6 2B: 2 3B: 0 HR: 0	SF: 1 SAC: 0 DP: 1 HBP: 1	WP: 1 PB: 0 CS: 0	PA: 43					
<b>PITCHER</b>	IP	WLS	BF	H	R	ER	SO	BB	IBB	HBP	BLK	WP	HR	S	P	ERA	WHIP										
Rudy May, L ERA: 4.02	1.0		8	1	2	2	0	3	0	1	0	0	0	4	17	18.00	4.000										
Dan Schatzeder, L ERA: 3.04	4.0	W	19	3	0	0	2	5	0	0	1	1	0	18	38	0.00	2.000										
Hal Dues, R ERA: 3.46	4.0	S	16	4	1	1	1	0	0	0	0	0	0	18	18	2.25	1.000										

**Montreal Expos @ Los Angeles Dodgers**  
Dodger Stadium, Los Angeles, CA  
Sat Jun 17 1978, 7:05 PM PDT  
Att: 51,247 - Unknown

AB	33
R	3
H	8
RBI	3
BB	8
SO	3
LOB	31





Batter	1	2	3	4	5	6	7	8	9	AB	R	H	RBI	BB	SO	LOB	TOP			
Dave Cash, R OBP: 0.335, SLG: 0.358 (1,4)										4	0	1	0	0	0	0	<b>Montreal Expos @ Los Angeles Dodgers</b> Dodger Stadium, Los Angeles, CA Sun Jun 18 1978, 3:33 AM PDT Att: 41,769 - Unknown			
Stan Paol, R OBP: 0.365, SLG: 0.379 (1,6)										3	0	2	0	1	0	0				
Warren Cromartie, L OBP: 0.320, SLG: 0.364 (1,7)										4	0	1	0	0	1	3				
Tony Perez, R OBP: 0.328, SLG: 0.426 (1,3)										4	0	1	0	0	0	4				
Ellis Valentine, R OBP: 0.321, SLG: 0.450 (1,9)										4	0	1	0	0	0	3				
Andre Dawson, R OBP: 0.318, SLG: 0.419 (1,8)										4	0	0	0	0	2	2				
Larry Parrish, R OBP: 0.317, SLG: 0.457 (1,5)										4	0	0	0	0	2	2				
Ed Herrmann, L OBP: 0.146, SLG: 0.111 (1,2)										3	0	0	0	0	1	1				
Wayne Twitchell, R OBP: 0.211, SLG: 0.118 (5, PH)										1	0	0	0	0	0	0				
Wayne Garrett, L OBP: 0.245, SLG: 0.196 (5, PH)										1	0	0	0	0	0	0				
Bill Atkinson, L OBP: 0.500, SLG: 0.500 (8, PH)										0	0	0	0	0	0	0				
Del Unser, L OBP: 0.310, SLG: 0.307 (8, PH)										1	0	0	0	0	0	0				
Mike Garman, R OBP: 0.310, SLG: 0.307 (8, PH)										0	0	0	0	0	0	0				
<b>Inning Stats</b>	R: 0 E: 0 K: 1 S: 7	H: 2 LOB: 2 BB: 0 P: 7	R: 0 E: 0 K: 0 S: 3	H: 0 LOB: 0 BB: 0 P: 3	R: 0 E: 0 K: 0 S: 4	H: 1 LOB: 2 BB: 1 P: 8	R: 0 E: 0 K: 2 S: 7	H: 0 LOB: 0 BB: 0 P: 7	R: 0 E: 0 K: 0 S: 3	H: 0 LOB: 0 BB: 0 P: 3	R: 0 E: 0 K: 0 S: 8	H: 1 LOB: 1 BB: 0 P: 8	R: 0 E: 0 K: 0 S: 4	H: 1 LOB: 1 BB: 0 P: 4	R: 0 E: 0 K: 1 S: 6	H: 1 LOB: 1 BB: 0 P: 6	1B: 4 2B: 2 3B: 0 HR: 0	SF: 0 SAC: 0 DP: 0 HBP: 0	WP: 0 PB: 0 CS: 0	PA: 34
<b>PITCHER</b> Don Sutton, R ERA: 4.29 (1,1)	IP: 9.0 WLS: W BF: 34 H: 6 R: 0 ER: 0 SO: 6 BB: 1 IBB: 0 HBP: 0 BLK: 0 WP: 0 HR: 0 S: 45 P: 49 ERA: 0.00 WHIP: 0.778															<b>PITCHER</b>				

AB	33
R	0
H	6
RBI	0
BB	1
SO	6
LOB	15



Batter	1	2	3	4	5	6	7	8	9	AB	R	H	RBI	BB	SO	LOB	BOTTOM				
Davey Lopes, R OBP: 0.421, SLG: 0.479 (1,4)										4	2	3	0	1	0	0	<b>Montreal Expos @ Los Angeles Dodgers</b> Dodger Stadium, Los Angeles, CA Sun Jun 18 1978, 3:33 AM PDT Att: 41,769 - Unknown				
Bill Russell, R OBP: 0.305, SLG: 0.348 (1,6)										3	1	0	0	1	0	2					
Steve Garvey, R OBP: 0.319, SLG: 0.443 (1,3)										3	1	1	2	1	0	2					
Ron Cey, R OBP: 0.382, SLG: 0.442 (1,5)										2	0	0	0	2	1	1					
Dusty Baker Jr., R OBP: 0.329, SLG: 0.367 (1,7)										4	0	0	0	0	0	4					
Vic Davallo, L OBP: 0.333, SLG: 0.359 (1,8)										4	1	2	0	0	0	2					
Lee Lacy, R OBP: 0.381, SLG: 0.640 (1,9)										2	0	1	2	1	0	1					
Steve Yeager, R OBP: 0.314, SLG: 0.269 (1,2)										3	0	1	0	1	0	2					
Don Sutton, R OBP: 0.133, SLG: 0.037 (1,1)										4	0	0	0	0	0	5					
<b>Inning Stats</b>	R: 3 E: 0 K: 0 S: 6	H: 3 LOB: 3 BB: 3 P: 18	R: 0 E: 0 K: 0 S: 4	H: 1 LOB: 1 BB: 0 P: 4	R: 1 E: 0 K: 0 S: 5	H: 2 LOB: 1 BB: 0 P: 5	R: 0 E: 0 K: 0 S: 3	H: 0 LOB: 2 BB: 2 P: 11	R: 0 E: 0 K: 0 S: 4	H: 1 LOB: 1 BB: 0 P: 4	R: 1 E: 0 K: 1 S: 5	H: 0 LOB: 0 BB: 1 P: 9	R: 0 E: 0 K: 0 S: 3	H: 0 LOB: 1 BB: 1 P: 7	R: 0 E: 0 K: 0 S: 4	H: 1 LOB: 1 BB: 0 P: 4		1B: 6 2B: 1 3B: 1 HR: 0	SF: 2 SAC: 1 DP: 0 HBP: 0	WP: 1 PB: 0 CS: 0	PA: 39
<b>PITCHER</b> Wayne Twitchell, R ERA: 5.4 (5,1)	IP: 4.0 WLS: L BF: 23 H: 6 R: 4 ER: 4 SO: 4 BB: 6 IBB: 4 HBP: 4 BLK: 0 WP: 1 HR: 0 S: 18 P: 38 ERA: 9.00 WHIP: 2.750															<b>PITCHER</b>					
Bill Atkinson, R ERA: 3.6 (8,1)	IP: 3.0 WLS: L BF: 12 H: 1 R: 1 ER: 1 SO: 1 BB: 2 IBB: 0 HBP: 0 BLK: 0 WP: 0 HR: 0 S: 12 P: 20 ERA: 3.00 WHIP: 1.000															<b>PITCHER</b>					
Mike Garman, R ERA: 6.0 (8,1)	IP: 1.0 WLS: L BF: 4 H: 1 R: 0 ER: 0 SO: 0 BB: 0 IBB: 0 HBP: 0 BLK: 0 WP: 0 HR: 0 S: 4 P: 4 ERA: 0.00 WHIP: 1.000															<b>PITCHER</b>					

AB	29
R	5
H	8
RBI	4
BB	7
SO	1
LOB	19





Batter	1	2	3	4	5	6	7	8	9	AB	R	H	RBI	BB	SO	LOB	TOP			
Dave Cash, R OBP: 0.333, SLG: 0.356 (1, 4)	4-3		L8		F9			1B		4	0	1	0	0	0	0				
Chris Speier, R OBP: 0.368, SLG: 0.372 (1, 6)	K		K			4-3		K		4	0	0	0	0	3	1				
Warren Cromartie, L OBP: 0.323, SLG: 0.366 (1, 7)	1B BB			2B		F8		G3		3	0	1	0	1	0	0				
Tony Perez, R OBP: 0.331, SLG: 0.427 (1, 3)	FC4-6 1B			5-3		5-3		FC3-6 1B		4	0	2	0	0	0	1				
Ellis Valentine, R OBP: 0.320, SLG: 0.444 (1, 9)	FC4-6			FC6-4 BB		F6-3		FC3-6 FC6-4		3	0	0	0	1	0	3				
Andra Dawson, R OBP: 0.313, SLG: 0.412 (1, 8)		K		F3		L8		FC6-4		4	0	0	0	0	1	3				
Gary Carter, R OBP: 0.317, SLG: 0.344 (1, 2)		F9		FC6-4		F6-3				3	0	0	0	0	0	2				
Larry Parrish, R OBP: 0.313, SLG: 0.451 (1, 5)		F8				F9		K		3	0	0	0	0	1	0				
Ross Grimsley, L OBP: 0.186, SLG: 0.128 (1, 1)			4-3			1-3				2	0	0	0	0	0	0				
Wayne Garrett, L OBP: 0.240, SLG: 0.191 (8, PH)								3-1		1	0	0	0	0	0	0				
Darold Knowles, L OBP: 0.500, SLG: 0.500 (8, 1)										0	0	0	0	0	0	0				
<b>Inning Stats</b>	R: 0 E: 0 K: 1 S: 6	H: 1 LOB: 2 BB: 1 P: 10	R: 0 E: 0 K: 1 S: 5	H: 0 LOB: 0 BB: 0 P: 5	R: 0 E: 0 K: 1 S: 5	H: 0 LOB: 0 BB: 0 P: 5	R: 0 E: 0 K: 0 S: 4	H: 1 LOB: 2 BB: 1 P: 8	R: 0 E: 0 K: 0 S: 3	H: 0 LOB: 0 BB: 0 P: 3	R: 0 E: 0 K: 0 S: 3	H: 0 LOB: 0 BB: 0 P: 3	R: 0 E: 0 K: 2 S: 8	H: 1 LOB: 1 BB: 0 P: 8	R: 0 E: 0 K: 0 S: 4	H: 1 LOB: 1 BB: 0 P: 4	1B: 3 2B: 1 3B: 0 HR: 0	SF: 0 SAC: 0 DP: 0 HBP: 0	WP: 0 PB: 0 CS: 0	PA: 33
<b>PITCHER</b> Nino Espinosa, R ERA: 3.91 (1, 1)	IP: 9.0 WLS: W BF: 33 H: 4 R: 0 ER: 0 SO: 5 BB: 2 IBB: 0 HBP: 0 BLK: 0 WP: 0 HR: 0 S: 41 P: 49 ERA: 0.00 WHIP: 0.667															<b>PITCHER</b>				

Montreal Expos @ New York Mets  
Shea Stadium, Flushing, NY  
Tue Jun 20 1978, 7:05 PM EDT  
Att: 11,950 - Unknown

AB	31
R	0
H	4
RBI	0
BB	2
SO	5
LOB	10



Batter	1	2	3	4	5	6	7	8	9	AB	R	H	RBI	BB	SO	LOB	BOTTOM			
Steve Henderson, R OBP: 0.327, SLG: 0.391 (1, 7)	HR	G3			L7		F9			4	1	1	2	0	0	2				
Bobby Valentine, R OBP: 0.351, SLG: 0.329 (1, 4)	1B BB	L7			F8		G6-4-3 BB			2	0	0	0	2	0	2				
Joel Youngblood, R OBP: 0.286, SLG: 0.385 (7, FR) (8, 4)										0	0	0	0	0	0	0				
Elliott Maddox, R OBP: 0.390, SLG: 0.352 (1, 9)	1B 1-3		K			SH3-4 1B SF7 1B	G6-4-3			4	1	2	0	0	1	1				
Willie Montanez, L OBP: 0.331, SLG: 0.430 (1, 3)	K		4-3			1B SH3-4 1B	G3			4	0	1	0	0	1	1				
Lee Mazzilli, S OBP: 0.358, SLG: 0.425 (1, 8)	1-3 1B		L5			SH3-4	F7			3	0	1	0	0	0	0				
John Stearns, R OBP: 0.353, SLG: 0.374 (1, 2)		2B G3 1B		5-3		SF7	BB			2	1	1	1	1	0	0				
Lenny Randle, S OBP: 0.367, SLG: 0.342 (1, 5)		G3 2B		6-3		1B IBB	1-3 1B			3	0	1	0	1	0	1				
Doug Flynn, R OBP: 0.273, SLG: 0.273 (1, 6)		F4 G3		F9		1-2 2-3 1B				3	0	1	0	0	2					
Nino Espinosa, R OBP: 0.176, SLG: 0.235 (1, 1)		K			K		K			3	0	0	0	3	6					
<b>Inning Stats</b>	R: 1 E: 0 K: 1 S: 6	H: 3 LOB: 2 BB: 1 P: 10	R: 1 E: 1 K: 1 S: 8	H: 2 LOB: 2 BB: 0 P: 8	R: 0 E: 0 K: 1 S: 5	H: 0 LOB: 0 BB: 0 P: 5	R: 0 E: 0 K: 0 S: 3	H: 0 LOB: 0 BB: 0 P: 3	R: 0 E: 0 K: 1 S: 5	H: 0 LOB: 0 BB: 0 P: 5	R: 1 E: 0 K: 1 S: 8	H: 3 LOB: 3 BB: 1 P: 12	R: 0 E: 0 K: 0 S: 2	H: 0 LOB: 1 BB: 1 P: 6	R: 0 E: 0 K: 0 S: 3	H: 0 LOB: 1 BB: 1 P: 7	1B: 6 2B: 1 3B: 0 HR: 1	SF: 1 SAC: 1 DP: 1 HBP: 0	WP: 0 PB: 0 CS: 0	PA: 34
<b>PITCHER</b> Ross Grimsley, L ERA: 2.72 (1, 1)	IP: 7.0 WLS: L BF: 30 H: 8 R: 3 ER: 2 SO: 5 BB: 2 IBB: 1 HBP: 0 BLK: 0 WP: 0 HR: 1 S: 37 P: 49 ERA: 2.57 WHIP: 1.429															<b>PITCHER</b>				
<b>PITCHER</b> Darold Knowles, L ERA: 1.72 (8, 1)	IP: 1.0 WLS: L BF: 4 H: 0 R: 0 ER: 0 SO: 0 BB: 1 IBB: 0 HBP: 0 BLK: 0 WP: 0 HR: 0 S: 3 P: 7 ERA: 0.00 WHIP: 1.000															<b>PITCHER</b>				

Montreal Expos @ New York Mets  
Shea Stadium, Flushing, NY  
Tue Jun 20 1978, 7:05 PM EDT  
Att: 11,950 - Unknown

AB	28
R	3
H	8
RBI	3
BB	4
SO	5
LOB	15





Batter	1	2	3	4	5	6	7	8	9	AB	R	H	RBI	BB	SO	LOB	TOP
Dave Cash, R OBP: 0.336, SLG: 0.358 (1, 4)										4	0	2	0	0	0	4	<p><b>Montreal Expos @ New York Mets</b> Shea Stadium, Flushing, NY Wed Jun 21 1978, 7:05 PM EDT Att: 6,691 - Unknown</p> <p>livebaseballscorecards.com</p> <p>AB 28 R 2 H 8 RBI 2 BB 0 SO 4 LOB 14</p>
Wayne Garrett, L OBP: 0.226, SLG: 0.180 (1, 5)										3	0	0	0	0	0	3	
Warren Cromartie, L OBP: 0.320, SLG: 0.363 (1, 7)										3	0	0	0	0	0	2	
Tony Perez, R OBP: 0.327, SLG: 0.422 (1, 3)										3	0	0	0	0	0	1	
Ellis Valentine, R OBP: 0.321, SLG: 0.458 Andre Dawson, R OBP: 0.312, SLG: 0.410 (5, 8)										2	1	1	1	0	1	0	
Del Unser, L OBP: 0.310, SLG: 0.308 (5, 9)										3	0	1	0	0	1	0	
Gary Carter, R OBP: 0.317, SLG: 0.344 (1, 2)										3	1	1	0	0	1	1	
Chris Speier, R OBP: 0.366, SLG: 0.372 (1, 6)										3	0	1	0	0	0	2	
Steve Rogers, R OBP: 0.130, SLG: 0.111 (1, 1)										3	0	2	1	0	1	1	
<b>Inning Stats</b>	R: 0 E: 0 K: 0 S: 4	H: 1 LOB: 1 BB: 0 P: 4	R: 1 E: 0 K: 2 S: 9	H: 2 LOB: 1 BB: 0 P: 9	R: 0 E: 0 K: 0 S: 3	H: 1 LOB: 0 BB: 0 P: 3	R: 0 E: 0 K: 2 S: 7	H: 0 LOB: 0 BB: 0 P: 7	R: 1 E: 1 K: 0 S: 5	H: 2 LOB: 1 BB: 0 P: 5	R: 0 E: 0 K: 0 S: 3	H: 0 LOB: 0 BB: 0 P: 3	R: 0 E: 0 K: 0 S: 5	H: 2 LOB: 2 BB: 0 P: 5			
<b>PITCHER</b>	IP WLS BF H R ER SO BB IBB HBP BLK WP HR S P ERA WHIP																
Mike Bruhart, R ERA: 4.73 (1, 1)	6.2 L 27 8 2 1 4 0 0 0 0 1 1 35 35 1.35 1.200																
Dale Murray, R ERA: 3.99 (7, 1)	0.1 1 0 0 0 0 0 0 0 0 0 0 0 0 1 1 0.00 0.000																

Batter	1	2	3	4	5	6	7	8	9	AB	R	H	RBI	BB	SO	LOB	BOTTOM
Lenny Randle, S OBP: 0.362, SLG: 0.337 (1, 5)										3	0	0	0	0	1	0	<p><b>Montreal Expos @ New York Mets</b> Shea Stadium, Flushing, NY Wed Jun 21 1978, 7:05 PM EDT Att: 6,691 - Unknown</p> <p>livebaseballscorecards.com</p> <p>AB 26 R 1 H 8 RBI 1 BB 1 SO 6 LOB 10</p>
Bobby Valentine, R OBP: 0.360, SLG: 0.341 (1, 4)										3	0	2	0	0	0	0	
Lee Mazzilli, S OBP: 0.355, SLG: 0.420 (1, 8)										3	0	0	0	0	1	2	
Steve Henderson, R OBP: 0.331, SLG: 0.399 (1, 7)										2	1	1	0	1	0	0	
Willie Montanez, L OBP: 0.331, SLG: 0.429 (1, 3)										3	0	1	0	0	1	1	
Bruce Boicclair, L OBP: 0.309, SLG: 0.336 Dale Murray, R (7, 1)										3	0	0	0	0	1	4	
John Stearns, R OBP: 0.357, SLG: 0.379 (1, 2)										3	0	2	1	0	0	0	
Doug Flynn, R OBP: 0.273, SLG: 0.273 (1, 6)										3	0	1	0	0	0	1	
Mike Bruhart, R OBP: 0.111, SLG: 0.111 Tom Grieve, R OBP: 0.297, SLG: 0.322 (7, 9)										2	0	0	0	0	2	2	
<b>Inning Stats</b>	R: 0 E: 0 K: 0 S: 3	H: 1 LOB: 0 BB: 0 P: 3	R: 1 E: 0 K: 2 S: 10	H: 3 LOB: 2 BB: 0 P: 10	R: 0 E: 0 K: 1 S: 7	H: 2 LOB: 3 BB: 1 P: 11	R: 0 E: 0 K: 1 S: 5	H: 0 LOB: 0 BB: 0 P: 5	R: 0 E: 0 K: 0 S: 3	H: 0 LOB: 0 BB: 0 P: 3	R: 0 E: 0 K: 0 S: 3	H: 0 LOB: 0 BB: 0 P: 3	R: 0 E: 0 K: 0 S: 3	H: 2 LOB: 2 BB: 0 P: 3			
<b>PITCHER</b>	IP WLS BF H R ER SO BB IBB HBP BLK WP HR S P ERA WHIP																
Steve Rogers, R ERA: 2.24 (1, 1)	6.1 W 27 8 1 1 6 1 0 0 0 0 0 38 42 1.42 1.421																



Batter	1	2	3	4	5	6	7	8	9	AB	R	H	RBI	BB	SO	LOB	TOP				
Dave Cash, R OBP: 0.331, SLG: 0.353 (1, 4)	5-3		6-3		1-6-3		F4-3			4	0	0	0	0	0	0					
Wayne Garrett, L OBP: 0.246, SLG: 0.245 (1, 5)	HR		K		1B BB			K		3	1	1	1	1	2	0					
Warren Cromartie, L OBP: 0.319, SLG: 0.361 (1, 7)	F4-3		6-3		F6-4-3 1B			L8		4	0	1	0	0	0	0					
Tony Perez, R OBP: 0.329, SLG: 0.432 (1, 3)	2B			E 2B	F6-4-3 1-2			6-3		4	1	2	0	0	0	2					
Ellis Valentine, R OBP: 0.320, SLG: 0.454 (1, 9)	6-3		6-3				F9		FC1-6 1B	4	0	1	0	0	0	2					
Del Unser, L OBP: 0.306, SLG: 0.305 (1, 8)		F9		E2 1B			G3		FC1-6 BB 1-2	4	0	1	1	0	0	1					
Gary Carter, R OBP: 0.320, SLG: 0.343 (1, 2)				F9 1B			F2		G4-3 BB 1-2	3	0	1	0	1	0	1					
Chris Speier, R OBP: 0.366, SLG: 0.366 (1, 6)		FC6-4 1-2					K		G4-3 BB 1-2	3	0	0	0	1	1	3					
Hal Dues, R OBP: 0.154, SLG: 0.154 (7, PH)	F4-3						F8			2	0	0	0	0	1	3					
Andre Dawson, R OBP: 0.311, SLG: 0.408 (7, 1)				K						1	0	0	0	0	0	0					
Mike Garman, R (7, 1)										0	0	0	0	0	0	0					
<b>Inning Stats</b>	R: 1 E: 0 K: 0 S: 5	H: 2 LOB: 1 BB: 0 P: 5	R: 0 E: 0 K: 0 S: 4	H: 1 LOB: 1 BB: 0 P: 4	R: 0 E: 0 K: 1 S: 5	H: 0 LOB: 0 BB: 0 P: 5	R: 1 E: 1 K: 1 S: 7	H: 2 LOB: 2 BB: 1 P: 11	R: 0 E: 0 K: 0 S: 3	H: 0 LOB: 0 BB: 0 P: 3	R: 0 E: 0 K: 1 S: 5	H: 0 LOB: 0 BB: 0 P: 5	R: 0 E: 0 K: 1 S: 5	H: 0 LOB: 0 BB: 0 P: 5	R: 0 E: 0 K: 0 S: 3	H: 1 LOB: 1 BB: 1 P: 7	1B: 4 2B: 2 3B: 0 HR: 1	SF: 0 SAC: 0 DP: 2 HBP: 0	WP: 0 PB: 0 SB: 0 CS: 0	PA: 35	
<b>PITCHER</b>	IP	WLS	BF	H	R	ER	SO	BB	IBB	HBP	BLK	WP	HR	S	P	ERA	WHIP				
Pat Zachry, R ERA: 3.26 (1, 1)	6.0	L	25	6	2	2	2	1	1	0	0	0	1	27	35	3.00	1.167				
Kevin Kobel, L ERA: 1.04 (7, 1)	2.1		9	1	0	0	2	1	0	0	0	0	0	12	16	0.00	0.857				
Skip Lockwood, R ERA: 3.54 (9, 1)	0.2		1	0	0	0	0	0	0	0	0	0	0	1	1	0.00	0.000				

**Montreal Expos @ New York Mets**  
Shea Stadium, Flushing, NY  
Thu Jun 22 1978, 7:05 PM EDT  
Att: 7,800 - Unknown

livebaseballscores.com

AB 32  
R 2  
H 7  
RBI 2  
BB 3  
SO 4  
LOB 12



Batter	1	2	3	4	5	6	7	8	9	AB	R	H	RBI	BB	SO	LOB	BOTTOM				
Lenny Randle, S OBP: 0.360, SLG: 0.332 (1, 5)	4-3		F8			4-3			BB	3	0	0	0	1	0	1					
Elliott Maddox, R OBP: 0.386, SLG: 0.345 (1, 9)	G4-6-3 BB			1-3			5-3		F8	3	0	0	0	1	0	1					
Lee Mazzilli, S OBP: 0.350, SLG: 0.414 (1, 8)	G4-6-3 1-2			4-3		4-3		4-3	F6	4	0	0	0	0	0	2					
Steve Henderson, R OBP: 0.328, SLG: 0.395 (1, 7)		G3		6-3		6-3		6-3		3	0	0	0	0	0	0					
Willie Montanez, L OBP: 0.328, SLG: 0.424 (1, 3)		F7			4-3		F8		F8	3	0	0	0	0	0	0					
John Stearns, R OBP: 0.357, SLG: 0.378 (1, 2)		F7					L7			3	0	1	0	0	0	0					
Tim Foli, R OBP: 0.247, SLG: 0.263 (1, 6)			FC6-4 1B		G5-4-3 1-2				BB	2	0	1	0	1	0	1					
Doug Flynn, R OBP: 0.271, SLG: 0.271 (8, PH)			FC6-4			F5-3		K		2	0	0	0	0	0	1					
Ed Kraneboom, L OBP: 0.307, SLG: 0.300 (9, 4)			SH1-4							1	0	0	0	0	1	1					
Joel Youngblood, R OBP: 0.286, SLG: 0.385 (9, 1)										0	0	0	0	0	0	0					
Skip Lockwood, R (9, 1)										0	0	0	0	0	0	0					
Pat Zachry, R OBP: 0.171, SLG: 0.094 (6, PH)			SH1-4			F8			F9	0	0	0	0	0	0	0					
Bruce Boisclair, L OBP: 0.307, SLG: 0.333 (7, 1)										1	0	0	0	0	0	0					
Kevin Kobel, R OBP: 0.250, SLG: 0.250 (9, 4)										0	0	0	0	0	0	0					
Bobby Valentine, R OBP: 0.356, SLG: 0.337 (9, 4)										1	0	0	0	0	0	0					
<b>Inning Stats</b>	R: 0 E: 0 K: 0 S: 2	H: 0 LOB: 0 BB: 1 P: 6	R: 0 E: 0 K: 0 S: 3	H: 0 LOB: 0 BB: 0 P: 3	R: 0 E: 0 K: 0 S: 4	H: 1 LOB: 1 BB: 0 P: 4	R: 0 E: 0 K: 0 S: 3	H: 0 LOB: 0 BB: 0 P: 3	R: 0 E: 0 K: 0 S: 3	H: 0 LOB: 0 BB: 0 P: 3	R: 0 E: 0 K: 1 S: 5	H: 0 LOB: 1 BB: 1 P: 9	R: 0 E: 0 K: 0 S: 3	H: 0 LOB: 1 BB: 1 P: 7	1B: 2 2B: 0 3B: 0 HR: 0	SF: 0 SAC: 1 DP: 2 HBP: 0	WP: 0 PB: 0 SB: 0 CS: 0	PA: 30			
<b>PITCHER</b>	IP	WLS	BF	H	R	ER	SO	BB	IBB	HBP	BLK	WP	HR	S	P	ERA	WHIP				
Hal Dues, R ERA: 3.0 (1, 1)	6.0	W	19	2	0	0	0	1	0	0	0	0	0	18	22	0.00	0.500				
Mike Garman, R ERA: 5.4 (7, 1)	3.0	S	11	0	0	0	1	2	0	0	0	0	0	11	19	0.00	0.667				

**Montreal Expos @ New York Mets**  
Shea Stadium, Flushing, NY  
Thu Jun 22 1978, 7:05 PM EDT  
Att: 7,800 - Unknown

livebaseballscores.com

AB 26  
R 0  
H 2  
RBI 0  
BB 3  
SO 1  
LOB 7





Batter	1	2	3	4	5	6	7	8	9	AB	R	H	RBI	BB	SO	LOB	TOP										
<b>Dave Cash, R</b> OBP: 0.332, SLG: 0.354 (1, 4)										5	0	2	0	0	1	1	<b>Montreal Expos @ St. Louis Cardinals</b> Busch Stadium, St. Louis, MO Fri Jun 23 1978, 7:05 PM CDT Att: 13,732 - Unknown										
<b>Chris Speier, R</b> OBP: 0.366, SLG: 0.364 (1, 6)										4	0	1	0	1	2	2											
<b>Warren Cromartie, L</b> OBP: 0.314, SLG: 0.356 <b>Bill Atkinson, L</b> OBP: 0.500, SLG: 0.500 (1, 7) (7, 1)										4	0	0	0	0	1	4											
<b>Tony Perez, R</b> OBP: 0.328, SLG: 0.433 (1, 3)										4	1	1	0	0	2	0											
<b>Ellis Valentine, R</b> OBP: 0.323, SLG: 0.467 (1, 9)										4	1	2	2	0	1	0											
<b>Andre Dawson, R</b> OBP: 0.310, SLG: 0.418 (1, 8)										4	1	1	1	0	1	1											
<b>Gary Carter, R</b> OBP: 0.322, SLG: 0.343 (1, 2)										3	1	1	0	1	1	0											
<b>Larry Parrish, R</b> OBP: 0.316, SLG: 0.452 (1, 5)										4	0	2	0	0	1	1											
<b>Rudy May, L</b> OBP: 0.265, SLG: 0.259 <b>Wayne Twitchell, R</b> OBP: 0.211, SLG: 0.118 <b>Sam Mize, S</b> OBP: 0.272, SLG: 0.120 <b>Dan Schatzeder, L</b> OBP: 0.250, SLG: 0.125 <b>Del Unser, L</b> OBP: 0.301, SLG: 0.301 (1, 1) (2, 1) (3, PH) (3, 1) (7, PH) (7, 7)										0	0	0	0	0	0	0											
<b>Inning Stats</b>	R: 0 E: 0 K: 1 S: 5	H: 0 LOB: 0 BB: 0 P: 5	R: 1 E: 0 K: 2 S: 8	H: 1 LOB: 1 BB: 0 P: 12	R: 0 E: 0 K: 0 S: 4	H: 1 LOB: 1 BB: 0 P: 4	R: 1 E: 0 K: 0 S: 4	H: 2 LOB: 0 BB: 0 P: 4	R: 0 E: 0 K: 1 S: 6	H: 0 LOB: 0 BB: 0 P: 5	R: 1 E: 0 K: 3 S: 10	H: 3 LOB: 3 BB: 1 P: 12	R: 1 E: 0 K: 3 S: 10	H: 1 LOB: 0 BB: 0 P: 10	R: 0 E: 0 K: 1 S: 6	H: 1 LOB: 1 BB: 0 P: 6		1B: 7 2B: 1 3B: 0 HR: 2	SF: 1 SAC: 0 DP: 1 HBP: 0	WP: 1 PB: 0 SB: 1 CS: 0	PA: 38						
<b>PITCHER</b>	IP	WLS	BF	H	R	ER	SO	BB	IBB	HBP	BLK	WP	HR	S	P	ERA	WHIP										
<b>Pete Vuckovich, R</b> ERA: 2.65 <b>Mark Littell, R</b> ERA: 2.96 (1, 1) (7, 1)	6.2	W	28	8	3	3	5	1	0	0	0	1	1	37	41	4.05	1.350										

AB	35
R	4
H	10
RBI	4
BB	2
SO	10
LOB	10



Batter	1	2	3	4	5	6	7	8	9	AB	R	H	RBI	BB	SO	LOB	BOTTOM										
<b>Garry Templeton, S</b> OBP: 0.244, SLG: 0.280 (1, 6)										4	2	1	1	1	0	0	<b>Montreal Expos @ St. Louis Cardinals</b> Busch Stadium, St. Louis, MO Fri Jun 23 1978, 7:05 PM CDT Att: 13,732 - Unknown										
<b>Jerry Morales, R</b> OBP: 0.286, SLG: 0.341 (1, 8)										4	1	1	2	1	1	0											
<b>Keith Hernandez, L</b> OBP: 0.357, SLG: 0.434 (1, 3)										2	1	0	1	1	0	1											
<b>Ted Simmons, S</b> OBP: 0.394, SLG: 0.509 (1, 7)										3	1	1	2	1	1	2											
<b>George Hendrick, R</b> OBP: 0.311, SLG: 0.383 (1, 9)										3	0	3	2	1	0	0											
<b>Ken Reitz, R</b> OBP: 0.281, SLG: 0.340 (1, 5)										4	0	0	0	0	0	5											
<b>Steve Swisher, R</b> OBP: 0.324, SLG: 0.323 (1, 2)										3	1	1	0	0	0	1											
<b>Mike Tyson, R</b> OBP: 0.285, SLG: 0.332 (1, 4)										3	1	0	0	1	0	2											
<b>Pete Vuckovich, R</b> OBP: 0.067, SLG: 0.067 <b>Mark Littell, L</b> (1, 1) (7, 1)										3	1	1	0	0	2	0											
<b>Inning Stats</b>	R: 1 E: 0 K: 0 S: 5	H: 3 LOB: 2 BB: 1 P: 9	R: 5 E: 1 K: 1 S: 7	H: 2 LOB: 1 BB: 3 P: 20	R: 0 E: 0 K: 1 S: 5	H: 0 LOB: 0 BB: 0 P: 5	R: 0 E: 0 K: 1 S: 5	H: 0 LOB: 0 BB: 0 P: 5	R: 0 E: 0 K: 1 S: 5	H: 1 LOB: 1 BB: 0 P: 4	R: 2 E: 0 K: 0 S: 5	H: 2 LOB: 2 BB: 2 P: 13	R: 0 E: 0 K: 0 S: 3	H: 0 LOB: 0 BB: 0 P: 3	R: 0 E: 0 K: 1 S: 3	H: 0 LOB: 0 BB: 0 P: 3		1B: 4 2B: 3 3B: 0 HR: 1	SF: 1 SAC: 0 DP: 1 HBP: 1	WP: 0 PB: 0 SB: 0 CS: 0	PA: 38						
<b>PITCHER</b>	IP	WLS	BF	H	R	ER	SO	BB	IBB	HBP	BLK	WP	HR	S	P	ERA	WHIP										
<b>Rudy May, L</b> ERA: 4.44 <b>Wayne Twitchell, R</b> ERA: 5.45 <b>Dan Schatzeder, L</b> ERA: 2.64 <b>Bill Atkinson, R</b> ERA: 3.89 (1, 1) (2, 1) (3, 1) (7, 1)	1.0	L	10	4	5	5	0	3	0	0	0	0	0	6	10	9.00	2.000										



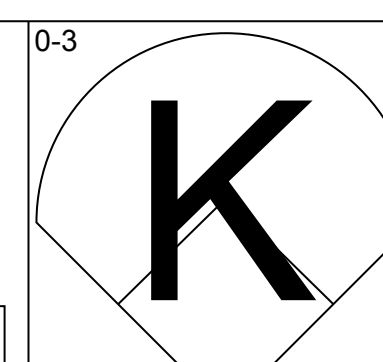
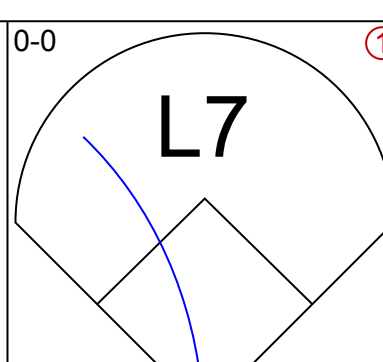
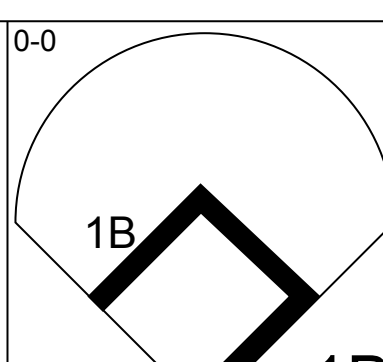
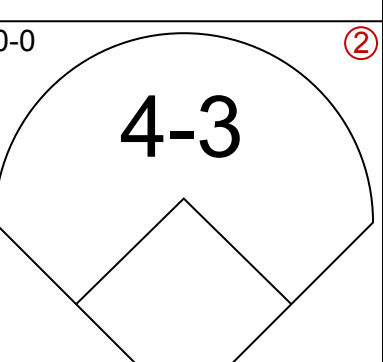
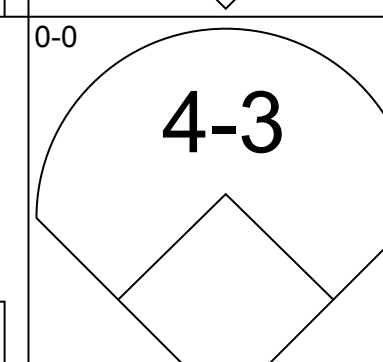
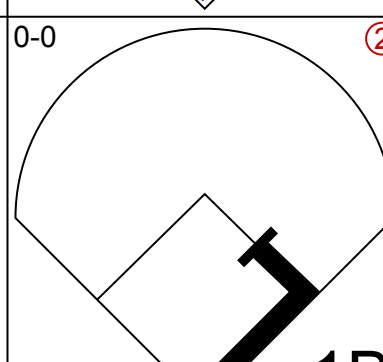
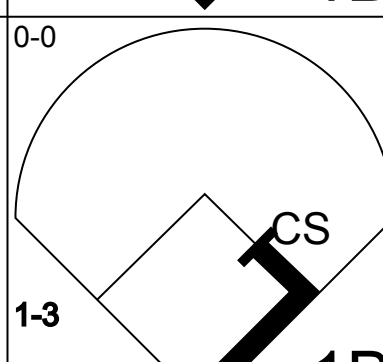
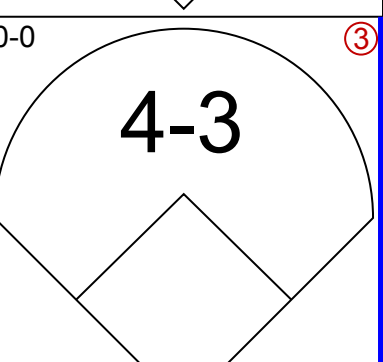
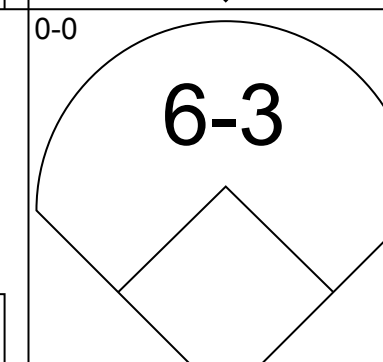
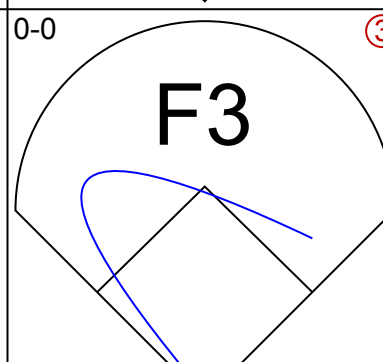
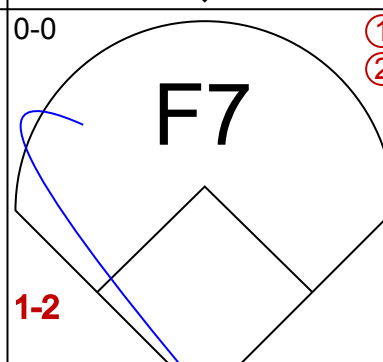
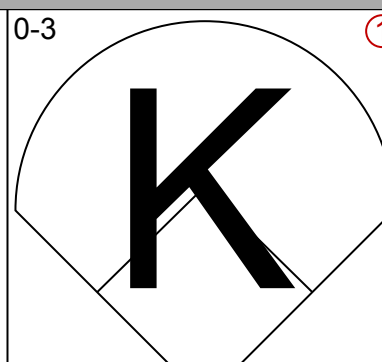
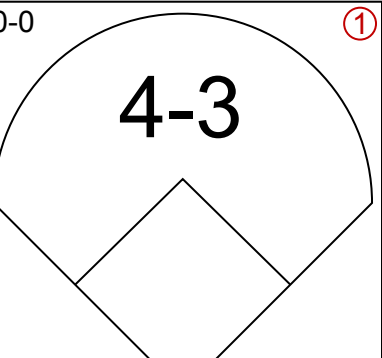
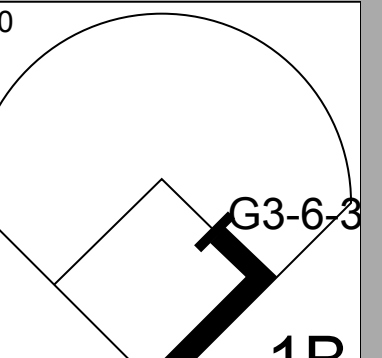
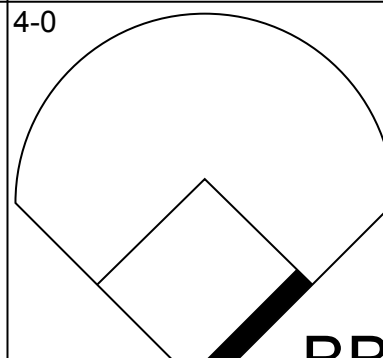
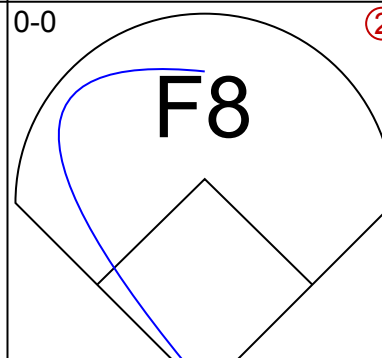
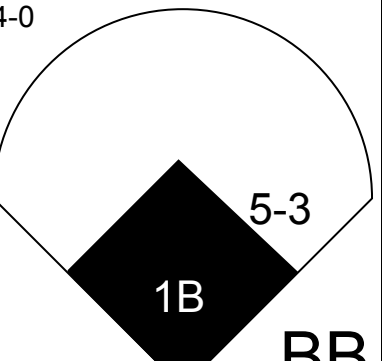
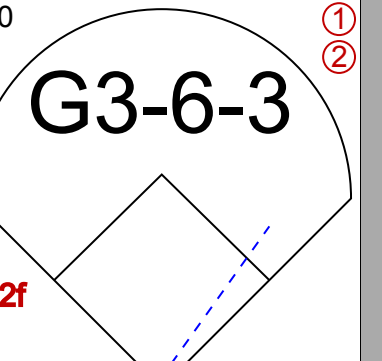
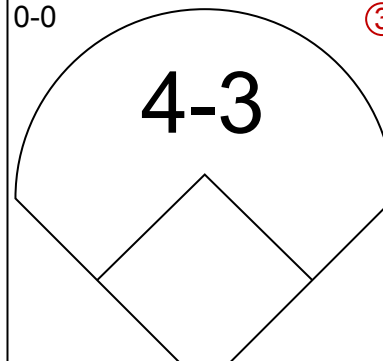
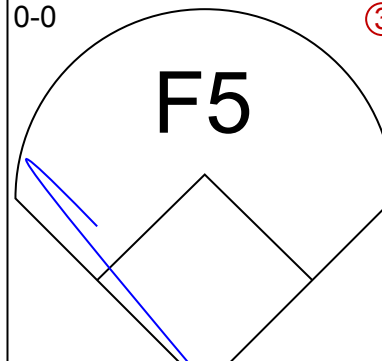
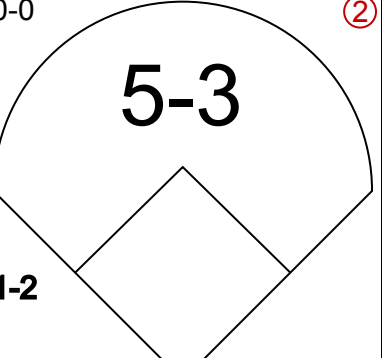
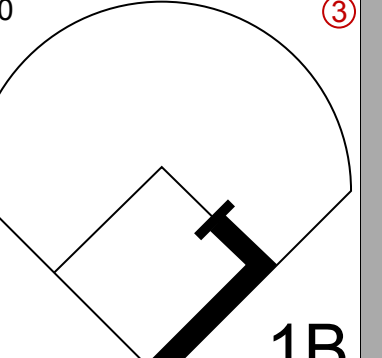
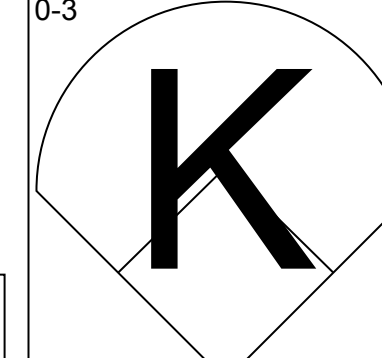
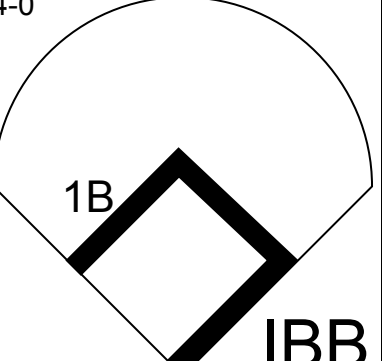
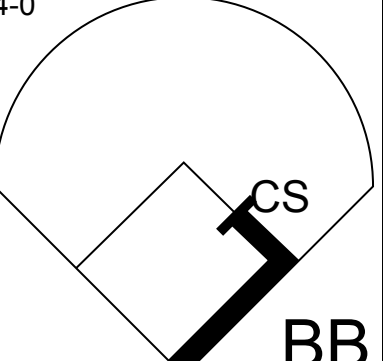
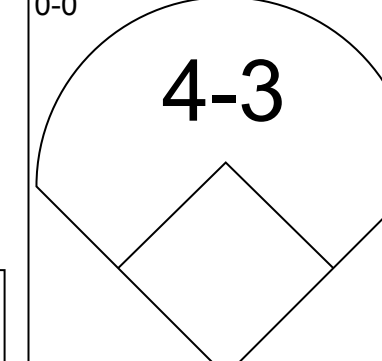
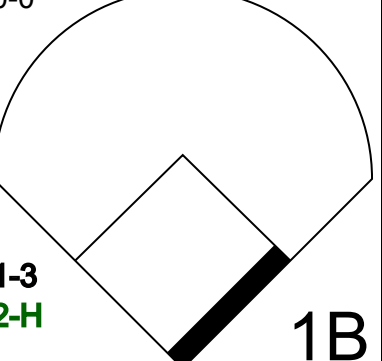
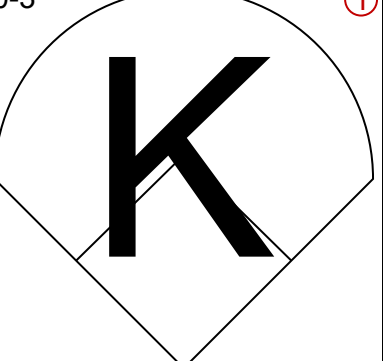
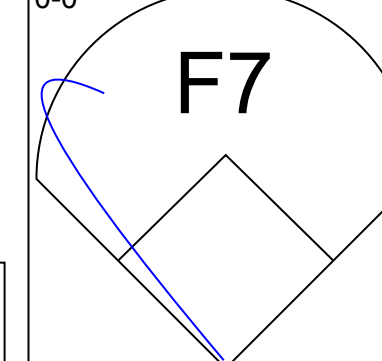
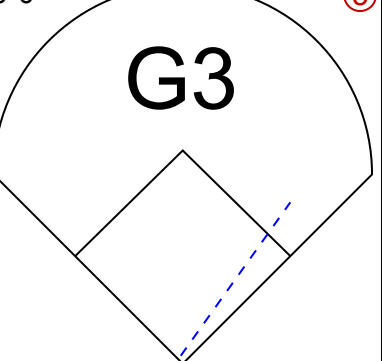
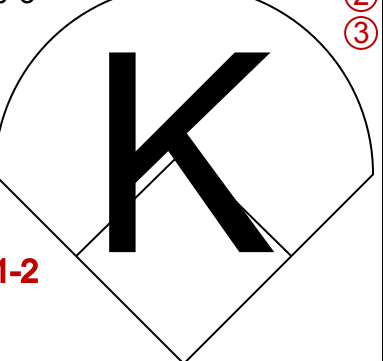
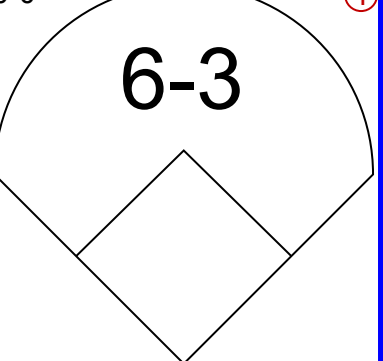


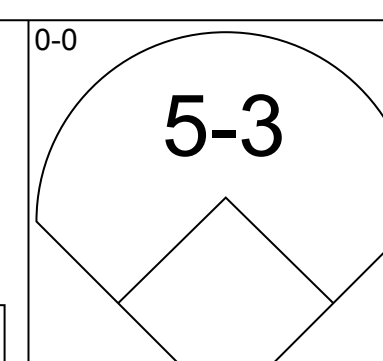
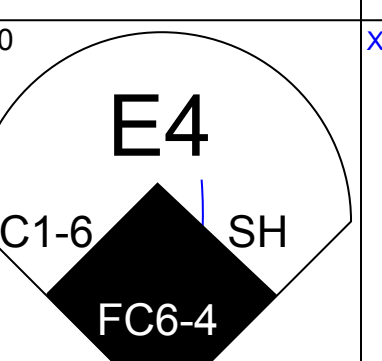
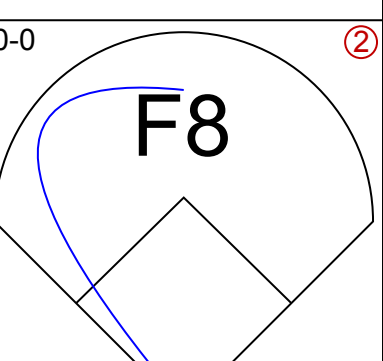
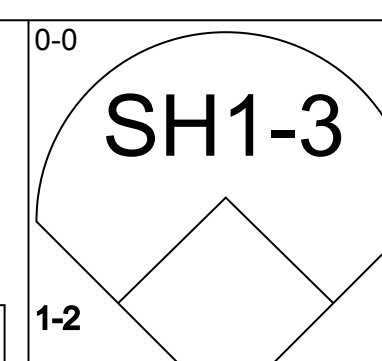
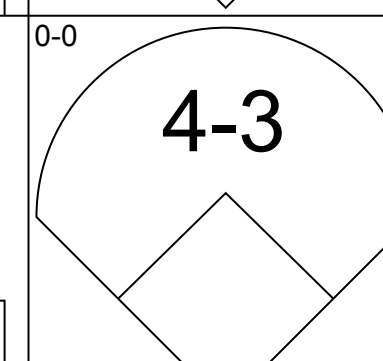
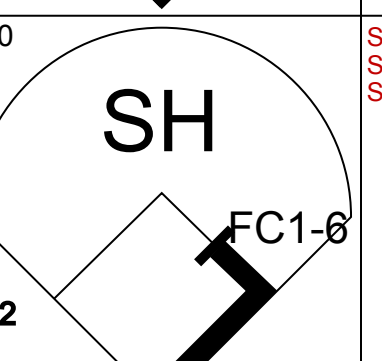
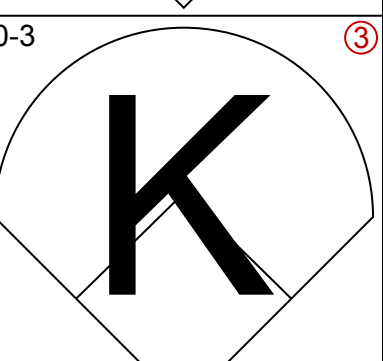
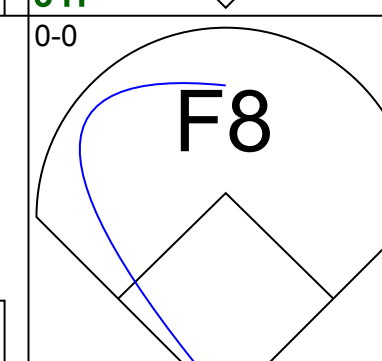
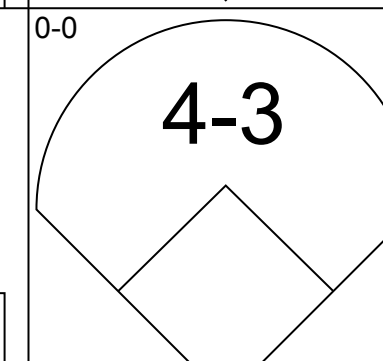
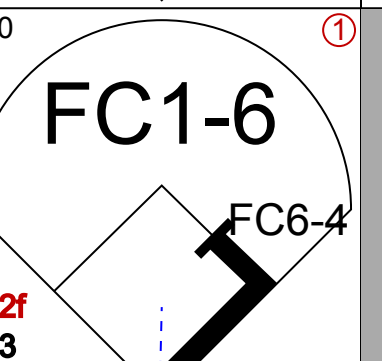
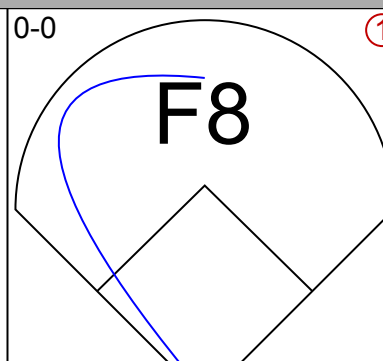
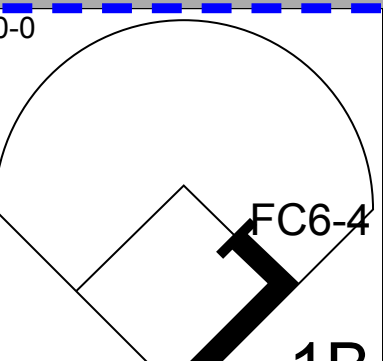
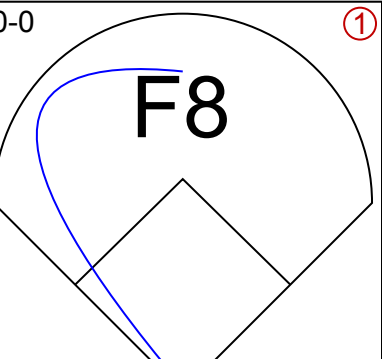
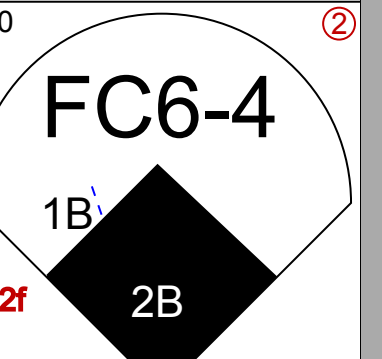
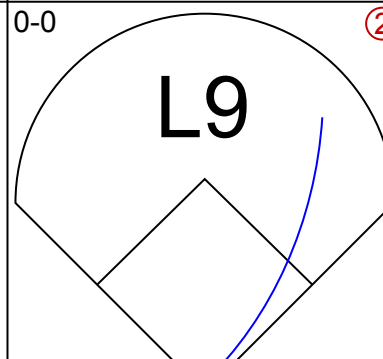
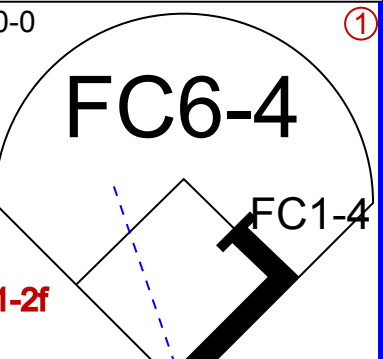
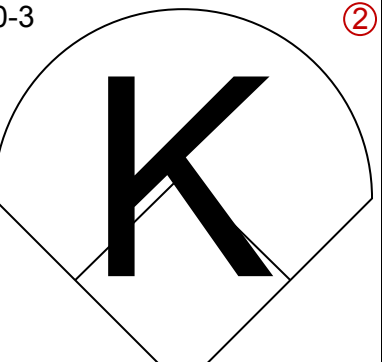
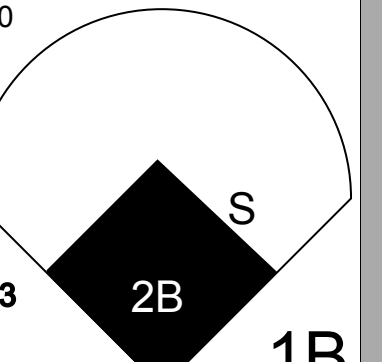
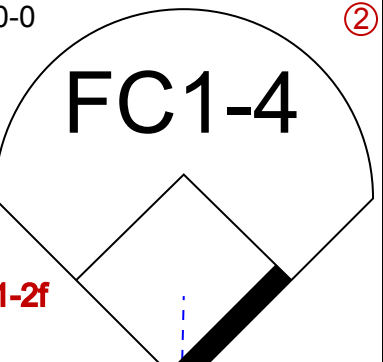
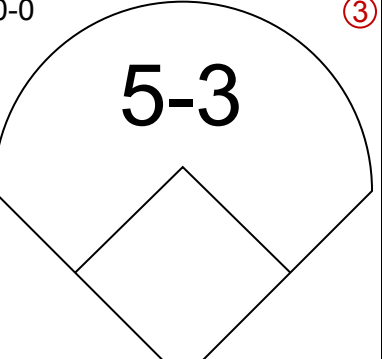
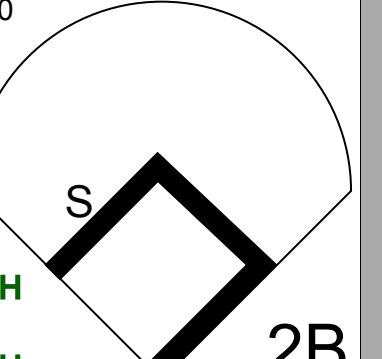
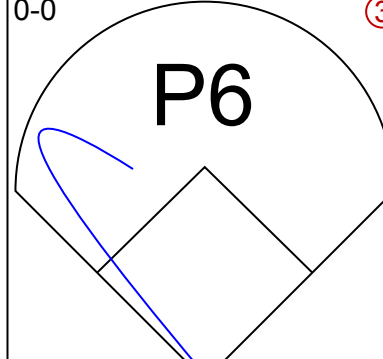
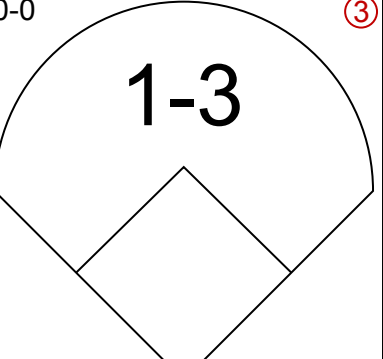
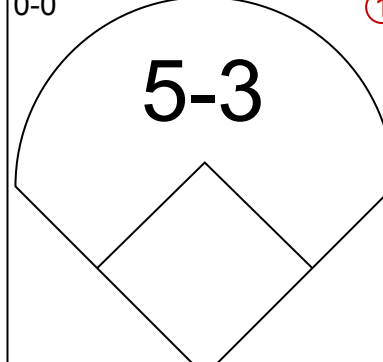
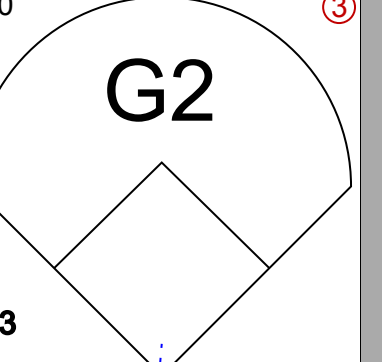
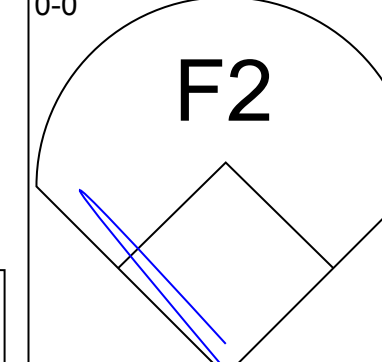
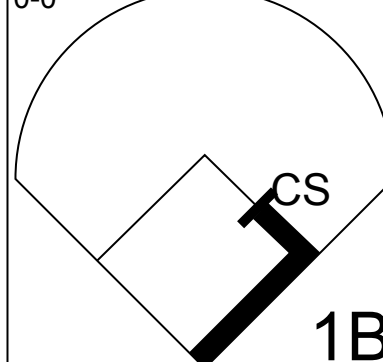
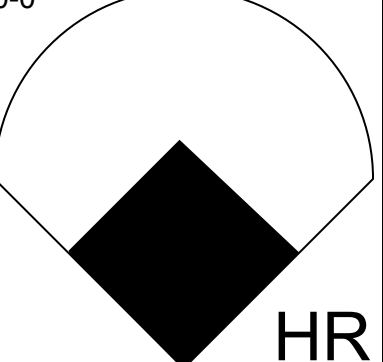
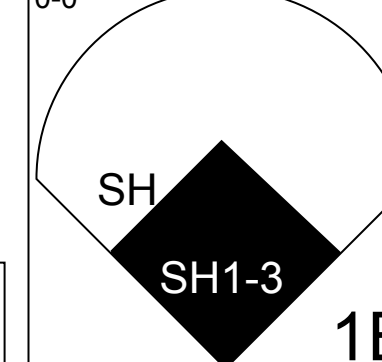
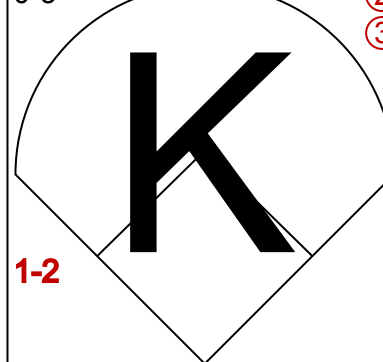
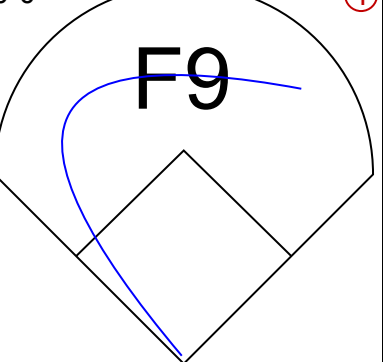
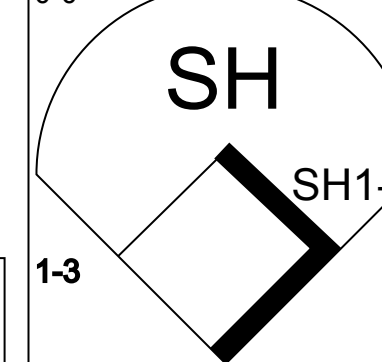




Batter	1	2	3	4	5	6	7	8	9	AB	R	H	RBI	BB	SO	LOB	TOP						
Dave Cash, R OBP: 0.328, SLG: 0.352 (1,4)										5	1	1	0	0	0	3	<b>Montreal Expos @ St. Louis Cardinals</b> Busch Stadium, St. Louis, MO Sun Jun 25 1978, 3:33 AM CDT Att: 22,671 - Unknown						
Chris Speier, R OBP: 0.355, SLG: 0.351 (1,6)										5	1	1	1	0	2	2							
Warren Cromartie, L OBP: 0.319, SLG: 0.356 (1,7)										4	1	1	0	0	0	2							
Ellis Valentine, R OBP: 0.328, SLG: 0.466 (1,9)										4	1	1	1	0	0	2							
Del Unser, L OBP: 0.299, SLG: 0.291 (1,3)										2	0	0	0	1	0	0							
Tony Perez, R OBP: 0.330, SLG: 0.434 (7,PH)										1	0	0	0	0	0	2							
Andre Dawson, R OBP: 0.368, SLG: 0.410 (1,8)										3	0	0	1	0	0	0							
Larry Parrish, R OBP: 0.322, SLG: 0.459 (1,5)										3	0	0	1	0	0	0							
Ed Herrmann, L OBP: 0.176, SLG: 0.146 (1,2)										3	1	2	0	0	0	2							
Gary Carter, R OBP: 0.316, SLG: 0.336 (8,PH)										1	0	0	0	0	0	1		0					
Ross Grimsley, L OBP: 0.178, SLG: 0.122 (1,1)										2	0	0	0	0	0	3							
Wayne Garrett, L OBP: 0.259, SLG: 0.245 (7,PH)										0	0	0	0	1	0	0							
Rudy May, L OBP: 0.265, SLG: 0.258 (7,1)										0	0	0	0	0	0	0							
Stan Papi, R OBP: 0.360, SLG: 0.373 (9,PH)										1	0	0	0	0	1	0							
<b>Inning Stats</b>	R: 0 E: 0 K: 0 S: 4	H: 1 LOB: 1 BB: 0 P: 4	R: 0 E: 0 K: 0 S: 3	H: 0 LOB: 0 BB: 0 P: 3	R: 0 E: 1 K: 1 S: 6	H: 1 LOB: 1 BB: 0 P: 6	R: 2 E: 1 K: 0 S: 5	H: 1 LOB: 2 BB: 1 P: 10	R: 0 E: 0 K: 0 S: 3	H: 0 LOB: 0 BB: 0 P: 3	R: 0 E: 0 K: 0 S: 3	H: 0 LOB: 0 BB: 0 P: 3	R: 3 E: 1 K: 0 S: 7	H: 3 LOB: 2 BB: 1 P: 11	R: 0 E: 0 K: 2 S: 5	H: 0 LOB: 0 BB: 0 P: 5		R: 0 E: 0 K: 2 S: 7	H: 0 LOB: 0 BB: 0 P: 7	1B: 5 2B: 1 3B: 0 HR: 0	SF: 1 SAC: 0 DP: 0 HBP: 1	WP: 0 PB: 0 SB: 0 CS: 0	PA: 38
<b>PITCHER</b>	IP WLS BF H R ER SO BB IBB HBP BLK WP HR S P ERA WHIP																						
Bob Forsch, R ERA: 3.35 (1,1)	6.2	31	6	5	2	1	2	0	0	0	0	0	0	0	30	39	2.70	1.200					
Buddy Schultz, L ERA: 3.83 (7,1)	2.1	W	7	0	0	0	3	0	0	0	0	0	0	0	13	13	0.00	0.000					
Batter	1	2	3	4	5	6	7	8	9	AB	R	H	RBI	BB	SO	LOB	BOTTOM						
Garry Templeton, S OBP: 0.251, SLG: 0.287 (1,6)										4	1	2	1	0	0	0							
Jerry Morales, R OBP: 0.285, SLG: 0.346 (1,8)										4	0	0	0	0	0	1							
Keith Hernandez, L OBP: 0.354, SLG: 0.430 (1,3)										4	1	1	0	0	1	0							
Ted Simmons, S OBP: 0.397, SLG: 0.510 (1,7)										4	0	3	1	0	1	0							
Jerry Mumphrey, S OBP: 0.257, SLG: 0.207 (8,PR)										0	0	0	0	0	0	0							
George Hendrick, R OBP: 0.300, SLG: 0.367 (1,9)										4	0	0	0	0	0	3							
Ken Reitz, R OBP: 0.277, SLG: 0.337 (1,5)										4	1	1	0	0	1	3							
Steve Swisher, R OBP: 0.317, SLG: 0.395 (1,2)										3	2	2	2	0	0	0							
Mike Tyson, R OBP: 0.291, SLG: 0.337 (1,4)										3	1	1	0	0	0	1							
Bob Forsch, R OBP: 0.273, SLG: 0.455 (1,1)										2	1	1	2	0	0	0							
Buddy Schultz, R ERA: 4.44 (7,1)										0	0	0	0	0	0	0							
<b>Inning Stats</b>	R: 0 E: 0 K: 0 S: 3	H: 1 LOB: 0 BB: 0 P: 3	R: 0 E: 0 K: 1 S: 5	H: 0 LOB: 0 BB: 0 P: 5	R: 2 E: 0 K: 0 S: 5	H: 2 LOB: 0 BB: 0 P: 5	R: 3 E: 0 K: 0 S: 6	H: 4 LOB: 0 BB: 0 P: 6	R: 0 E: 0 K: 0 S: 3	H: 0 LOB: 0 BB: 0 P: 3	R: 0 E: 0 K: 0 S: 4	H: 1 LOB: 1 BB: 0 P: 4	R: 2 E: 0 K: 0 S: 5	H: 2 LOB: 0 BB: 0 P: 5	R: 0 E: 0 K: 2 S: 8	H: 1 LOB: 2 BB: 0 P: 8	1B: 5 2B: 4 3B: 0 HR: 2	SF: 0 SAC: 1 DP: 2 HBP: 0	WP: 0 PB: 0 SB: 1 CS: 0	PA: 33			
<b>PITCHER</b>	IP WLS BF H R ER SO BB IBB HBP BLK WP HR S P ERA WHIP																						
Ross Grimsley, L ERA: 2.95 (1,1)	6.0	L	9	3	2	1	2	0	0	0	0	0	0	0	13	13	4.50	1.500					
Rudy May, L ERA: 4.44 (7,1)	2.0	L	9	3	2	1	2	0	0	0	0	0	0	0	13	13	4.50	1.500					



Batter	1	2	3	4	5	6	7	8	9	AB	R	H	RBI	BB	SO	LOB	TOP			
<b>Bake McBride, L</b> OBP: 0.342, SLG: 0.364 (1, 9)										4	0	1	0	0	1	0	<b>Philadelphia Phillies @ Montreal Expos</b> Olympic Stadium, Montreal, QB Mon Jun 26 1978, 7:05 PM EDT Att: 19,487 - Unknown			
<b>Larry Bowa, S</b> OBP: 0.346, SLG: 0.387 <b>Rawly Eastwick, R</b> (8, 1)										4	0	2	0	0	0	0				
<b>Mike Schmidt, R</b> OBP: 0.355, SLG: 0.453 (8, 6)										4	0	0	0	0	1	2				
<b>Greg Luzinski, R</b> OBP: 0.369, SLG: 0.509 (1, 7)										3	0	1	0	1	0	0				
<b>Richie Hebner, L</b> OBP: 0.354, SLG: 0.414 (8, 5)										3	1	0	0	1	0	3				
<b>Gary Maddox, R</b> OBP: 0.362, SLG: 0.431 (1, 8)										3	0	1	0	0	1	1				
<b>Tim McCarver, L</b> OBP: 0.387, SLG: 0.339 (8, 3)										1	0	0	0	2	0	0				
<b>Ted Sizemore, R</b> OBP: 0.213, SLG: 0.190 (1, 4)										3	0	1	1	0	1	1				
<b>Steve Carlton, L</b> OBP: 0.286, SLG: 0.317 <b>Jerry Martin, R</b> OBP: 0.344, SLG: 0.465 <b>Barry Foote, R</b> OBP: 0.125, SLG: 0.125 (8, PH)										2	0	0	0	0	1	3				
<b>Inning Stats</b>	R: 0 E: 0 K: 1 S: 5	H: 0 LOB: 0 BB: 0 P: 5	R: 1 E: 0 K: 0 S: 4	H: 1 LOB: 2 BB: 2 P: 12	R: 0 E: 0 K: 0 S: 3	H: 1 LOB: 0 BB: 0 P: 3	R: 0 E: 0 K: 0 S: 3	H: 2 LOB: 1 BB: 0 P: 3	R: 0 E: 0 K: 2 S: 6	H: 0 LOB: 1 BB: 1 P: 10	R: 0 E: 0 K: 0 S: 4	H: 2 LOB: 2 BB: 1 P: 8	R: 0 E: 0 K: 1 S: 5	H: 0 LOB: 0 BB: 0 P: 5	R: 0 E: 0 K: 0 S: 3	H: 0 LOB: 0 BB: 0 P: 3		1B: 6 2B: 1 3B: 0 HR: 0	SF: 0 SAC: 0 DP: 2 HBP: 0	WP: 0 PB: 0 SB: 0 CS: 2
<b>PITCHER</b> <b>Steve Rogers, R</b> ERA: 2.16 (1, 1)	IP: 9.0 WLS: W BF: 32 H: 6 R: 1 ER: 1 SO: 5 BB: 3 IBB: 1 HBP: 0 BLK: 0 WP: 0 HR: 0 S: 38 P: 54 ERA: 1.00 WHIP: 1.000																			

Batter	1	2	3	4	5	6	7	8	9	AB	R	H	RBI	BB	SO	LOB	BOTTOM			
<b>Dave Cash, R</b> OBP: 0.325, SLG: 0.348 <b>Del Unser, L</b> OBP: 0.299, SLG: 0.291 (9, 3)										3	1	0	1	0	0	0	<b>Philadelphia Phillies @ Montreal Expos</b> Olympic Stadium, Montreal, QB Mon Jun 26 1978, 7:05 PM EDT Att: 19,487 - Unknown			
<b>Chris Speier, R</b> OBP: 0.351, SLG: 0.346 (1, 6)										3	0	0	0	0	1	1				
<b>Warren Cromartie, L</b> OBP: 0.317, SLG: 0.355 (1, 7)										4	0	1	0	0	0	2				
<b>Tony Perez, R</b> OBP: 0.325, SLG: 0.427 <b>Pepe Frias, R</b> OBP: 0.500, SLG: 1.167 (8, PR)										4	1	0	1	0	0	2				
<b>Ellis Valentine, R</b> OBP: 0.331, SLG: 0.467 (1, 9)										4	1	2	0	0	1	1				
<b>Andre Dawson, R</b> OBP: 0.307, SLG: 0.412 (1, 8)										4	0	1	2	0	0	2				
<b>Gary Carter, R</b> OBP: 0.313, SLG: 0.332 (1, 2)										3	0	0	0	0	0	1				
<b>Larry Parrish, R</b> OBP: 0.331, SLG: 0.480 (1, 5)										3	2	3	1	0	0	0				
<b>Steve Rogers, R</b> OBP: 0.125, SLG: 0.106 (1, 1)										2	0	0	0	0	1	1				
<b>Inning Stats</b>	R: 0 E: 0 K: 0 S: 3	H: 0 LOB: 0 BB: 0 P: 3	R: 0 E: 0 K: 1 S: 5	H: 0 LOB: 0 BB: 0 P: 5	R: 0 E: 0 K: 0 S: 5	H: 1 LOB: 0 BB: 0 P: 5	R: 3 E: 2 K: 0 S: 7	H: 2 LOB: 1 BB: 0 P: 7	R: 1 E: 0 K: 1 S: 6	H: 1 LOB: 0 BB: 0 P: 6	R: 0 E: 0 K: 0 S: 4	H: 1 LOB: 1 BB: 0 P: 4	R: 1 E: 1 K: 0 S: 5	H: 1 LOB: 1 BB: 0 P: 5	R: 0 E: 0 K: 0 S: 4	H: 1 LOB: 1 BB: 0 P: 4		1B: 5 2B: 1 3B: 0 HR: 1	SF: 0 SAC: 3 DP: 0 HBP: 0	WP: 0 PB: 0 SB: 2 CS: 1
<b>PITCHER</b> <b>Steve Carlton, L</b> ERA: 2.38 <b>Rawly Eastwick, R</b> ERA: 4.39 (8, 1)	IP: 7.0 WLS: L BF: 29 H: 6 R: 5 ER: 1 SO: 3 BB: 0 IBB: 0 HBP: 0 BLK: 0 WP: 0 HR: 1 S: 35 P: 35 ERA: 1.29 WHIP: 0.857																			





Batter	1	2	3	4	5	6	7	8	9	AB	R	H	RBI	BB	SO	LOB	TOP										
Bake McBride, L (1, 9) OBP: 0.342, SLG: 0.364 Jerry Martin, R (7, 9) OBP: 0.351, SLG: 0.465	0-3 K		0-0 1B			0-0 4-3			4-0 4-3 BB	3	0	1	0	0	1	0	<b>Philadelphia Phillies @ Montreal Expos</b> Olympic Stadium, Montreal, QB Tue Jun 27 1978, 7:05 PM EDT Att: 36,885 - Unknown <a href="http://livebaseballscorecards.com">livebaseballscorecards.com</a>										
Larry Bowa, S (1, 6) OBP: 0.341, SLG: 0.382	0-3 K		0-0 5-3			0-0 L8			0-0 4-3 1-2	4	0	0	0	0	1	2											
Mike Schmidt, R (1, 5) OBP: 0.350, SLG: 0.446	0-0 F8				0-0 F7				0-0 5-3	4	0	0	0	0	1	1											
Greg Luzinski, R (1, 7) OBP: 0.367, SLG: 0.518 Jose Cardenal, R (9, 7) OBP: 0.338, SLG: 0.460		0-0 F2			0-0 K				0-0 5-3	4	1	1	1	0	1	1											
Richie Hebner, L (1, 3) OBP: 0.348, SLG: 0.407		0-0 F9			0-0 G3				0-0 HR F3	3	0	0	0	0	0	0											
Gary Maddox, R (1, 8) OBP: 0.362, SLG: 0.427		4-0 BB				0-0 6-3			0-0 F3	2	0	0	0	1	0	0											
Bob Boone, R (1, 2) OBP: 0.333, SLG: 0.416		0-0 F7				0-0 5-3			0-0 5-3	3	0	0	0	0	0	1											
Ted Sizemore, R (1, 4) OBP: 0.203, SLG: 0.180			0-0 P5			0-0 F7			0-0 P6	3	0	0	0	0	0	0											
Dick Ruthven, R (1, 1) OBP: 0.097, SLG: 0.097			0-3 K			0-0 G3			0-0 L7	3	0	0	0	0	1	0											
<b>Inning Stats</b>	R: 0 E: 0 K: 2 S: 7	H: 0 LOB: 0 BB: 0 P: 7	R: 0 E: 0 K: 0 S: 3	H: 0 LOB: 1 BB: 1 P: 7	R: 0 E: 0 K: 1 S: 6	H: 1 LOB: 1 BB: 0 P: 6	R: 0 E: 0 K: 1 S: 5	H: 0 LOB: 0 BB: 0 P: 5	R: 0 E: 0 K: 0 S: 3	H: 0 LOB: 0 BB: 0 P: 3	R: 1 E: 0 K: 1 S: 6	H: 1 LOB: 0 BB: 0 P: 6	R: 0 E: 0 K: 0 S: 3	H: 0 LOB: 1 BB: 1 P: 7	R: 0 E: 0 K: 0 S: 3	H: 0 LOB: 1 BB: 1 P: 7	1B: 1 2B: 0 3B: 0 HR: 1	SF: 0 SAC: 0 DP: 0 HBP: 0	WP: 0 PB: 0 SB: 0 CS: 0	PA: 31							
<b>PITCHER</b>	IP	WLS	BF	H	R	ER	SO	BB	IBB	HBP	BLK	WP	HR	S	P	ERA	WHIP										
Hal Dues, R (1, 1) ERA: 2.77	7.0	L	24	2	1	1	5	1	0	0	0	0	1	33	37	1.29	0.429										
Mike Garman, R (8, 1) ERA: 4.86	2.0		7	0	0	0	0	1	0	0	0	0	0	6	10	0.00	0.500										

Batter	1	2	3	4	5	6	7	8	9	AB	R	H	RBI	BB	SO	LOB	BOTTOM										
Dave Cash, R (1, 4) OBP: 0.321, SLG: 0.344	0-0 F8		0-0 F8			0-0 G5-4-3 1-2			0-0 F7	4	0	0	0	0	0	3	<b>Philadelphia Phillies @ Montreal Expos</b> Olympic Stadium, Montreal, QB Tue Jun 27 1978, 7:05 PM EDT Att: 36,885 - Unknown <a href="http://livebaseballscorecards.com">livebaseballscorecards.com</a>										
Chris Speier, R (1, 6) OBP: 0.345, SLG: 0.340	0-0 2-3		0-0 6-3			0-0 L8			0-0 6-3	4	0	0	0	0	0	0											
Warren Cromartie, L (1, 7) OBP: 0.313, SLG: 0.349	0-0 P5				0-0 G3				0-0 F8	4	0	0	0	0	0	0											
Tony Perez, R (1, 3) OBP: 0.327, SLG: 0.432		0-0 BB 2B			0-0 P3				0-0 1B	4	0	2	0	0	0	0											
Ellis Valentine, R (1, 9) OBP: 0.333, SLG: 0.467		0-3 K			0-0 FC5-4 1B				0-0 5-3	4	0	2	0	0	1	1											
Andre Dawson, R (1, 8) OBP: 0.306, SLG: 0.407		1-0 BB HBP			0-0 FC5-4 1-2				0-0 F2	3	0	0	0	0	1	3											
Gary Carter, R (1, 2) OBP: 0.316, SLG: 0.336		4-0 BB 1-2 2-3			0-0 1B 2B				0-0 F7	3	0	1	0	1	1	0											
Larry Parrish, R (1, 5) OBP: 0.335, SLG: 0.482		0-0 G6-4-3			0-0 G6-4-3 1-2				0-0 K	3	0	2	0	0	0	3											
Hal Dues, R (1, 1) OBP: 0.133, SLG: 0.133 Wayne Garrett, L (7, PH) OBP: 0.254, SLG: 0.241 Mike Garman, R (8, 1) ERA: 3.56			0-3 K			0-3 K			0-0 F5	2	0	0	0	0	2	2											
<b>Inning Stats</b>	R: 0 E: 0 K: 0 S: 3	H: 0 LOB: 0 BB: 0 P: 3	R: 0 E: 0 K: 1 S: 5	H: 1 LOB: 2 BB: 1 P: 10	R: 0 E: 0 K: 1 S: 5	H: 0 LOB: 0 BB: 0 P: 5	R: 0 E: 0 K: 0 S: 4	H: 1 LOB: 1 BB: 0 P: 4	R: 0 E: 0 K: 1 S: 6	H: 2 LOB: 1 BB: 0 P: 6	R: 0 E: 0 K: 1 S: 7	H: 2 LOB: 2 BB: 0 P: 7	R: 0 E: 0 K: 0 S: 4	H: 1 LOB: 1 BB: 0 P: 4	R: 0 E: 0 K: 0 S: 3	H: 0 LOB: 0 BB: 0 P: 3	R: 0 E: 0 K: 1 S: 5	H: 0 LOB: 0 BB: 0 P: 5	1B: 5 2B: 2 3B: 0 HR: 0	SF: 0 SAC: 0 DP: 2 HBP: 1	WP: 0 PB: 0 SB: 0 CS: 0	PA: 34					
<b>PITCHER</b>	IP	WLS	BF	H	R	ER	SO	BB	IBB	HBP	BLK	WP	HR	S	P	ERA	WHIP										
Dick Ruthven, R (1, 1) ERA: 3.56	9.0	W	34	7	0	0	5	1	0	1	0	0	0	42	47	0.00	0.889										



Batter	1	2	3	4	5	6	7	8	9	AB	R	H	RBI	BB	SO	LOB	TOP										
<b>Garry Maddox, R</b> OBP: 0.366, SLG: 0.444 (1, 8)										5	2	3	3	0	0	1	<b>Philadelphia Phillies @ Montreal Expos</b> <b>Olympic Stadium, Montreal, QB</b> Wed Jun 28 1978, 7:05 PM EDT Att: 35,182 - Unknown										
<b>Larry Bowa, S</b> OBP: 0.342, SLG: 0.386 (1, 6)										5	1	2	1	0	0	3											
<b>Mike Schmidt, R</b> OBP: 0.347, SLG: 0.439 (1, 5)										4	1	0	0	1	0	2											
<b>Greg Luzinski, R</b> OBP: 0.364, SLG: 0.511 (1, 7)										5	0	1	1	0	1	1											
<b>Jose Cardenal, R</b> OBP: 0.342, SLG: 0.456 (1, 3)										5	0	2	1	0	0	1											
<b>Jerry Martin, R</b> OBP: 0.353, SLG: 0.467 (1, 9)										4	0	1	0	1	0	3											
<b>Bob Boone, R</b> <b>Bud Harrelson, S</b> OBP: 0.319, SLG: 0.244 <b>Barry Foote, R</b> OBP: 0.176, SLG: 0.176 (7, PR) (7, 2)										3	0	1	0	0	0	3											
<b>Ted Sizemore, R</b> OBP: 0.221, SLG: 0.200 (1, 4)										4	1	2	0	0	0	1											
<b>Jim Lonborg, R</b> OBP: 0.300, SLG: 0.296 (7, PH) <b>Tim McCarver, L</b> OBP: 0.362, SLG: 0.339 <b>Warren Brusstar, R</b> OBP: 1.000, SLG: 2.000 <b>Tug McGraw, R</b> (7, 1)										2	0	1	0	0	1	1											
<b>Inning Stats</b>	R: 0 E: 0 K: 0 S: 3	H: 0 LOB: 0 BB: 0 P: 3	R: 0 E: 0 K: 0 S: 3	H: 1 LOB: 1 BB: 1 P: 7	R: 0 E: 0 K: 0 S: 5	H: 2 LOB: 2 BB: 0 P: 5	R: 0 E: 0 K: 0 S: 4	H: 1 LOB: 1 BB: 0 P: 4	R: 0 E: 0 K: 1 S: 6	H: 0 LOB: 0 BB: 0 P: 3	R: 5 E: 0 K: 0 S: 9	H: 6 LOB: 2 BB: 1 P: 13	R: 2 E: 0 K: 0 S: 5	H: 3 LOB: 1 BB: 0 P: 5	R: 0 E: 2 K: 1 S: 6	H: 0 LOB: 1 BB: 0 P: 6		1B: 11 2B: 2 3B: 0 HR: 1	SF: 1 SAC: 1 DP: 1 HBP: 0	WP: 1 PB: 0 SB: 1 CS: 0	PA: 42						
<b>PITCHER</b>	IP	WLS	BF	H	R	ER	SO	BB	IBB	HBP	BLK	WP	HR	S	P	ERA	WHIP										
<b>Dan Schatzeder, L</b> ERA: 2.21 <b>Mike Garman, R</b> ERA: 6.09 <b>Bill Atkinson, R</b> ERA: 3.86 <b>Darold Knowles, L</b> ERA: 2.12	(1, 1) (7, 1) (7, 1) (8, 1)	6.0 0.2 0.1 2.0	23 L 7 3 9	5 4 2 3	0 5 0 2	0 5 0 2	1 5 0 1	1 0 0 0	0 0 0 0	0 0 0 0	0 0 0 0	0 1 0 0	0 1 6 11	24 10 3 11	28 10 3 11	0.00 67.50 0.00 9.00	1.000 7.500 6.000 1.500										

AB	38
R	7
H	14
RBI	7
BB	2
SO	2
LOB	16



Batter	1	2	3	4	5	6	7	8	9	AB	R	H	RBI	BB	SO	LOB	BOTTOM										
<b>Dave Cash, R</b> OBP: 0.320, SLG: 0.342 (1, 4)										4	0	1	1	0	0	0	<b>Philadelphia Phillies @ Montreal Expos</b> <b>Olympic Stadium, Montreal, QB</b> Wed Jun 28 1978, 7:05 PM EDT Att: 35,182 - Unknown										
<b>Chris Speier, R</b> OBP: 0.344, SLG: 0.338 (1, 6)										4	0	1	0	0	1	0											
<b>Warren Cromartie, L</b> OBP: 0.315, SLG: 0.355 (1, 7)										4	1	2	0	0	0	0											
<b>Tony Perez, R</b> OBP: 0.326, SLG: 0.433 (1, 3)										4	0	1	1	0	1	2											
<b>Ellis Valentine, R</b> OBP: 0.336, SLG: 0.475 (1, 9)										4	2	2	0	0	0	1											
<b>Andre Dawson, R</b> OBP: 0.306, SLG: 0.405 (1, 8)										4	1	1	0	0	1	1											
<b>Gary Carter, R</b> OBP: 0.315, SLG: 0.339 (1, 2)										4	0	1	1	0	1	2											
<b>Larry Parrish, R</b> OBP: 0.333, SLG: 0.483 (1, 5)										4	1	1	2	0	2	1											
<b>Dan Schatzeder, L</b> ERA: 2.21 <b>Sam Miess, R</b> ERA: 3.03 <b>Mike Garman, R</b> ERA: 6.09 <b>Bill Atkinson, L</b> ERA: 3.86 <b>Del Unser, L</b> OBP: 0.300, SLG: 0.300 <b>Stan Page, R</b> OBP: 0.300, SLG: 0.300 <b>Darold Knowles, L</b> ERA: 2.12 <b>Wayne Garrett, L</b> ERA: 2.26	(1, 1) (6, PH) (7, 1) (7, 1) (7, PH) (7, PH) (8, 1) (8, PH)	6.0 0.1 0.1 2.2	22 4 3 10	4 3 3 3	1 3 3 1	2 3 1 3	0 0 0 0	0 0 0 0	0 0 0 0	0 0 0 0	0 0 0 0	0 0 0 0	0 0 6 16	26 6 6 16	1.50 81.00 3.38	0.667 9.000 1.125											
<b>PITCHER</b>	IP	WLS	BF	H	R	ER	SO	BB	IBB	HBP	BLK	WP	HR	S	P	ERA		WHIP									
<b>Jim Lonborg, R</b> ERA: 3.56 <b>Warren Brusstar, R</b> ERA: 3.03 <b>Tug McGraw, L</b> ERA: 2.2	(1, 1) (7, 1) (7, 1)	6.0 0.1 2.2	22 4 10	4 3 3	1 3 1	2 3 1	2 3 3	0 0 0	0 0 0	0 0 0	0 0 0	0 0 0	0 0 0	6 6 16	26 6 16	1.50 81.00 3.38	0.667 9.000 1.125										
<b>Inning Stats</b>	R: 1 E: 0 K: 0 S: 5	H: 2 LOB: 1 BB: 0 P: 5	R: 0 E: 0 K: 1 S: 5	H: 0 LOB: 0 BB: 0 P: 5	R: 0 E: 0 K: 0 S: 3	H: 0 LOB: 0 BB: 0 P: 3	R: 0 E: 0 K: 0 S: 3	H: 0 LOB: 0 BB: 0 P: 3	R: 0 E: 0 K: 1 S: 7	H: 2 LOB: 2 BB: 0 P: 7	R: 3 E: 0 K: 1 S: 8	H: 4 LOB: 1 BB: 0 P: 8	R: 0 E: 0 K: 1 S: 5	H: 0 LOB: 0 BB: 0 P: 5	R: 1 E: 0 K: 2 S: 9	H: 2 LOB: 1 BB: 0 P: 9	1B: 5 2B: 4 3B: 1 HR: 0	SF: 0 SAC: 0 DP: 0 HBP: 0	WP: 0 PB: 0 SB: 0 CS: 0	PA: 36							

AB	36
R	5
H	10
RBI	5
BB	0
SO	6
LOB	9






Batter	1	2	3	4	5	6	7	8	9	10	AB	R	H	RBI	BB	SO	LOB	TOP	
Garry Templeton, S OBP: 0.262, SLG: 0.315	K		6-3			K		FC6-4		5-3	5	0	0	0	0	2	3		
Jerry Morales, R OBP: 0.280, SLG: 0.337	6-3			1-3			4-3	L6			4	0	0	0	0	0	1		
Keith Hernandez, L OBP: 0.368, SLG: 0.438	FC6-4 BB			4-3			2B SF8 BB		K		2	1	0	0	2	1	0		
Ted Simmons, S OBP: 0.369, SLG: 0.511	FC6-4			6-3			2B	P2			4	0	1	0	0	0	1		
George Hendrick, R OBP: 0.301, SLG: 0.372		1-3			P6		2B	6-3			3	0	0	0	1	0	0		
Ken Reitz, R OBP: 0.271, SLG: 0.344		F8			P5		SF8			F7	3	0	0	1	0	0	0		
Steve Swisher, R OBP: 0.269, SLG: 0.313					P3		3-H F9			2B BB	3	0	0	0	1	0	2		
Jerry Mumphrey, S OBP: 0.265, SLG: 0.235											0	1	0	0	0	0	0		
Mike Tyson, R OBP: 0.298, SLG: 0.352			4-3			6-3		FC2-5 2B		2B	4	0	2	1	0	0	0		
Bob Forsch, R OBP: 0.250, SLG: 0.417				F9		L3		FC2-5 FC6-4		6-3	4	0	0	0	0	0	3		
Roy Thomas, R											0	0	0	0	0	0	0		
<b>Inning Stats</b>	R: 0 E: 0 K: 1 S: 5	H: 0 LOB: 1 BB: 1 P: 9	R: 0 E: 0 K: 0 S: 3	H: 0 LOB: 0 BB: 0 P: 3	R: 0 E: 0 K: 0 S: 3	H: 0 LOB: 0 BB: 0 P: 3	R: 0 E: 0 K: 1 S: 5	H: 0 LOB: 0 BB: 0 P: 5	R: 1 E: 0 K: 0 S: 4	H: 1 LOB: 2 BB: 0 P: 12	R: 0 E: 0 K: 0 S: 4	H: 1 LOB: 1 BB: 0 P: 4	R: 0 E: 0 K: 1 S: 5	H: 0 LOB: 0 BB: 0 P: 5	R: 1 E: 0 K: 0 S: 4	H: 1 LOB: 2 BB: 1 P: 8	1B: 0 2B: 3 3B: 0 HR: 0	SF: 1 SAC: 0 DP: 0 HBP: 0	WP: 0 PA: 37
<b>PITCHER</b> Ross Grimsley, L ERA: 2.87	IP: 10.0 WLS: L BF: 37 H: 3 R: 2 ER: 2 SO: 3 BB: 3 IBB: 1 HBP: 0 BLK: 0 WP: 0 HR: 0 S: 39 P: 55 ERA: 1.80 WHIP: 0.600																		

St. Louis Cardinals @ Montreal Expos  
Olympic Stadium, Montreal, QB  
Fri Jun 30 1978, 7:05 PM EDT  
Att: 22,829 - Unknown


AB	32
R	2
H	3
RBI	2
BB	4
SO	3
LOB	10



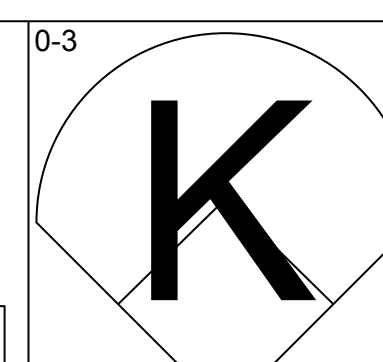
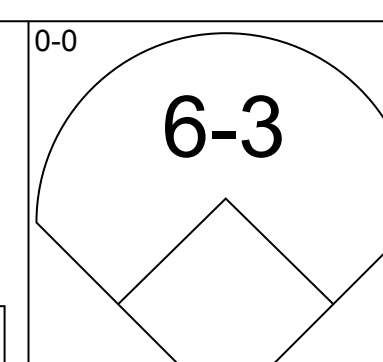
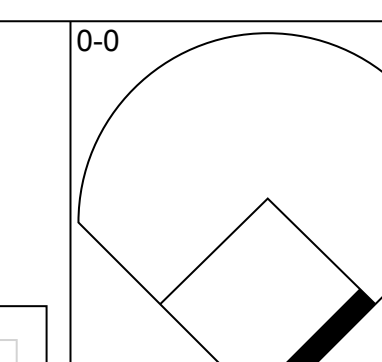
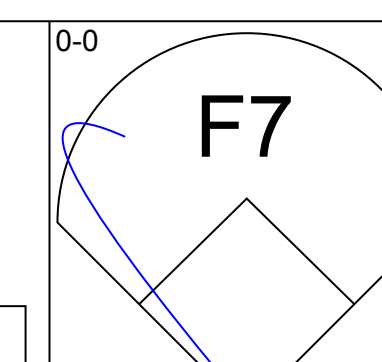
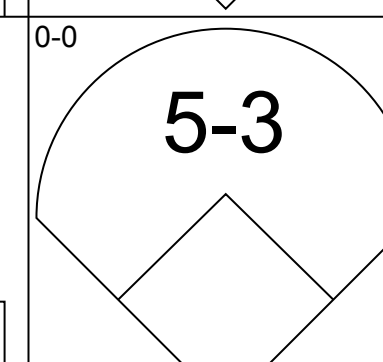
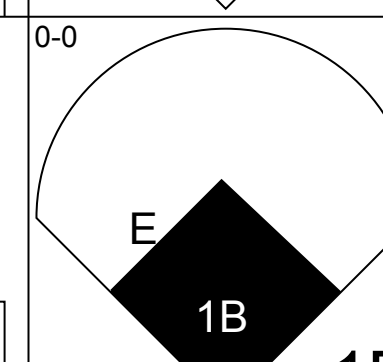
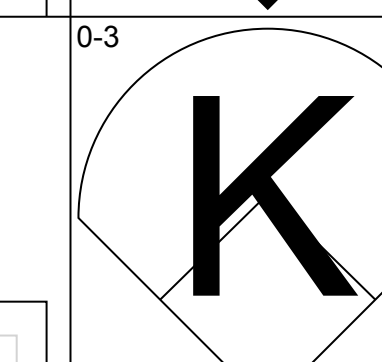
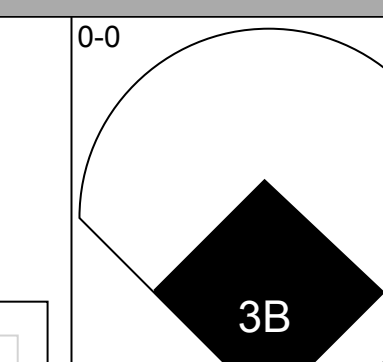
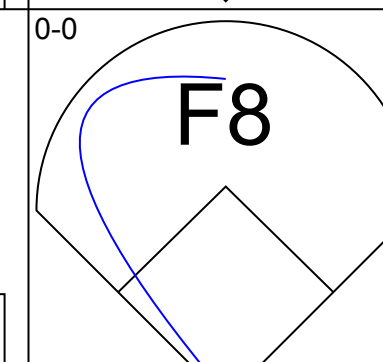
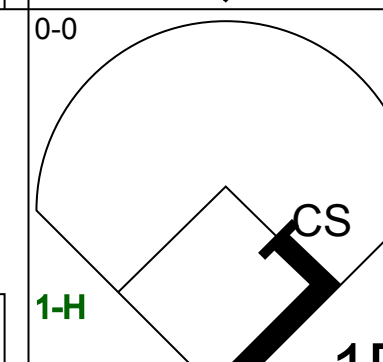
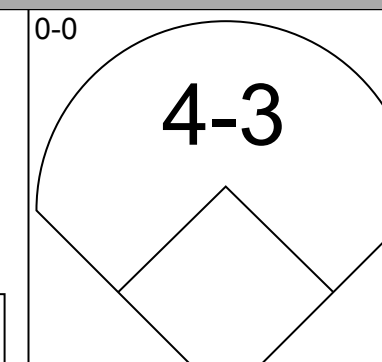
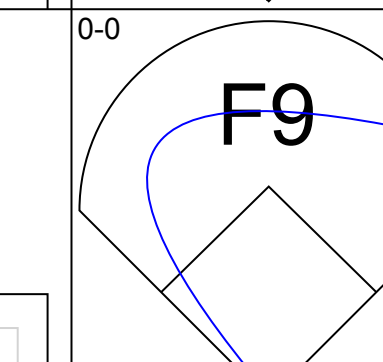
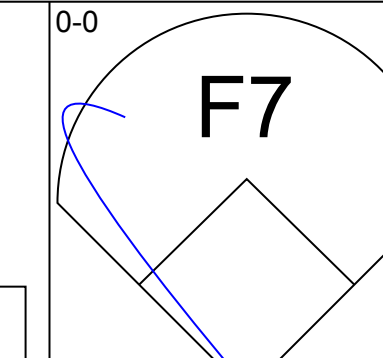
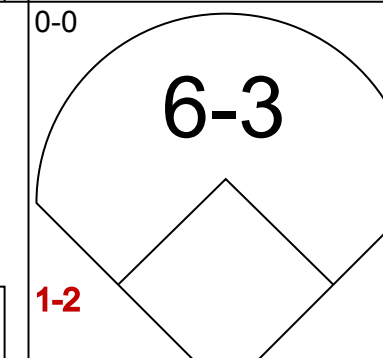
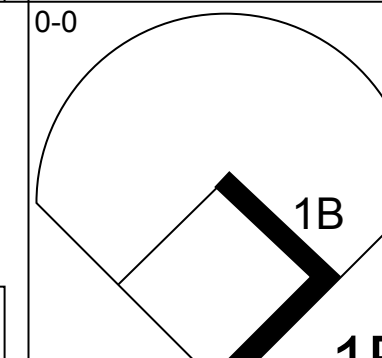
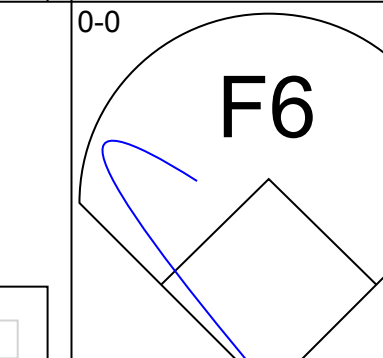
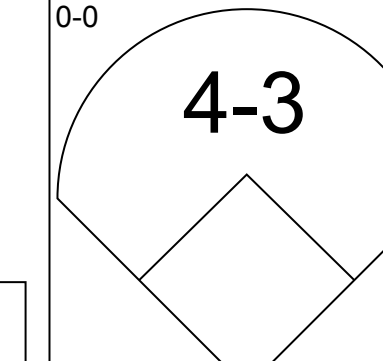
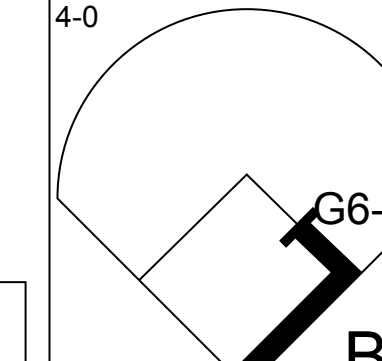
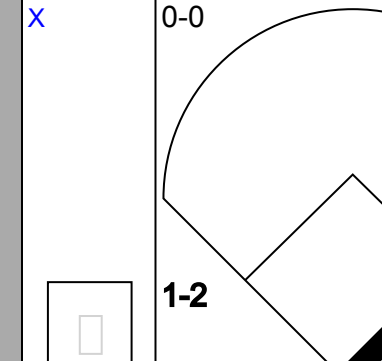
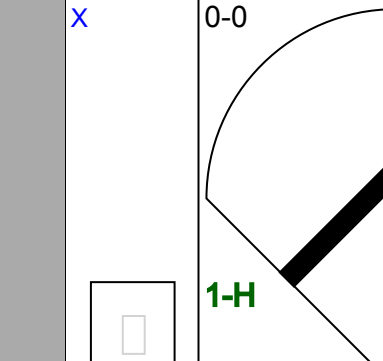
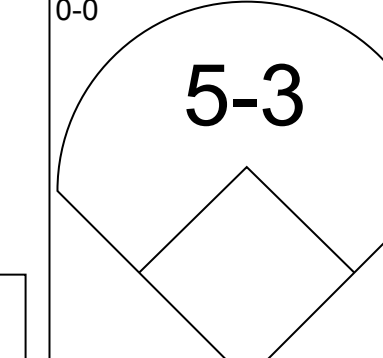
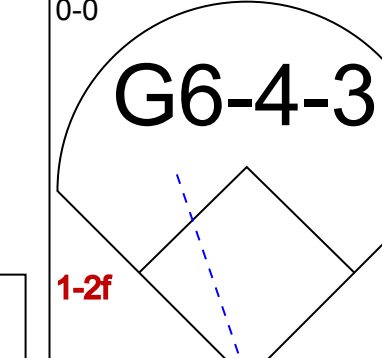
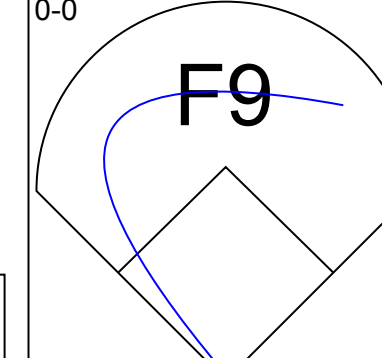
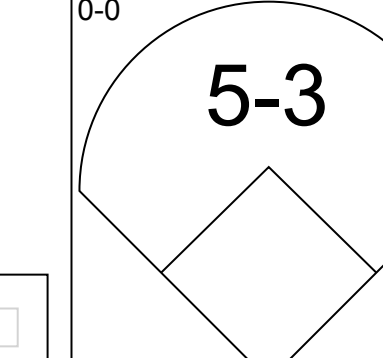
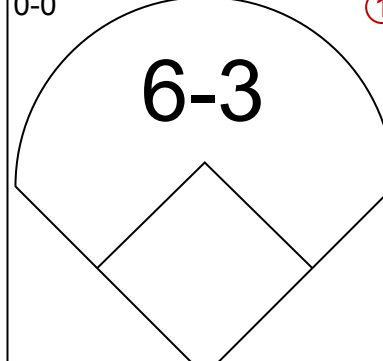
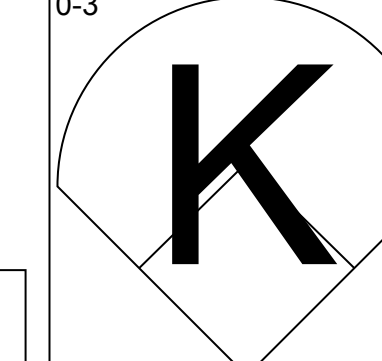
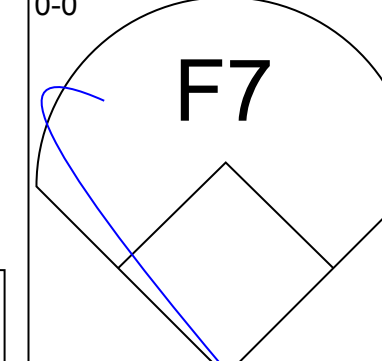
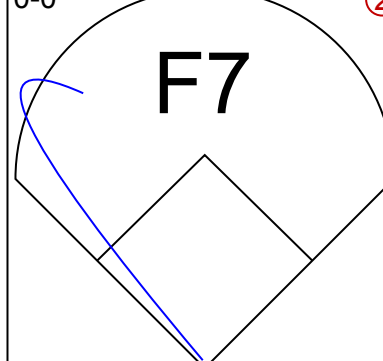
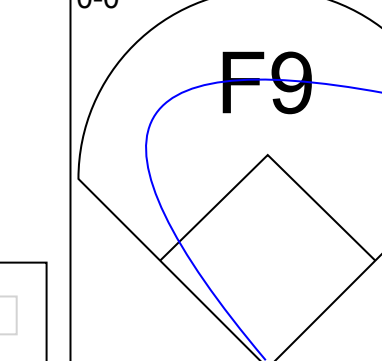
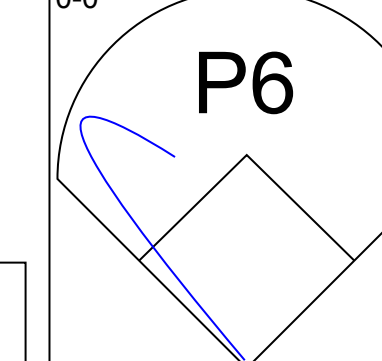
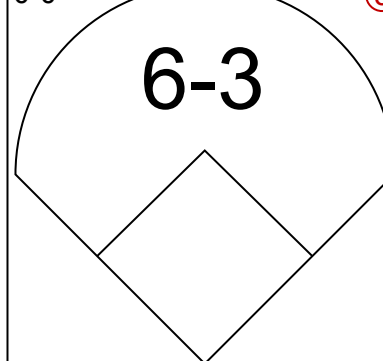
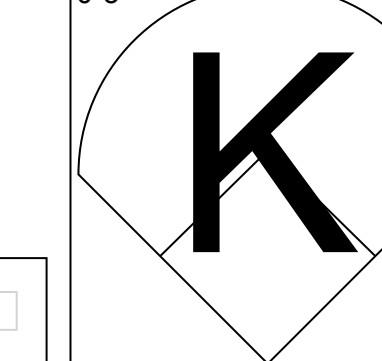
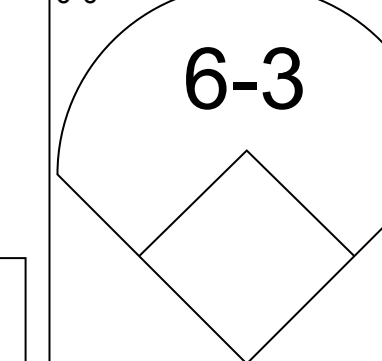
Batter	1	2	3	4	5	6	7	8	9	10	AB	R	H	RBI	BB	SO	LOB	BOTTOM			
Dave Cash, R OBP: 0.322, SLG: 0.342	F9		BB			F7		SH3		FC1-5 1B	3	0	1	0	1	0	0				
Chris Speier, R OBP: 0.337, SLG: 0.330	6-3		F8			5-3		F8		FC1-5	5	0	0	0	0	0	5				
Warren Cromartie, L OBP: 0.313, SLG: 0.350	6-3			1-3 BB		5-3			4-3	P6	4	0	0	0	1	0	2				
Tony Perez, R OBP: 0.320, SLG: 0.425		5-3			F8		L6		6-3	3-1	5	0	0	0	0	0	3				
Ellis Valentine, R OBP: 0.338, SLG: 0.485		F7			1-3		HR		1B BB		3	1	1	1	1	0	1				
Andre Dawson, R OBP: 0.308, SLG: 0.404		K			5-3		CS BB		1B BB		3	0	1	0	1	1	1				
Gary Carter, R OBP: 0.321, SLG: 0.345					5-3		CS 1B		1-2 2-3 1B		4	0	3	0	0	0	0				
Larry Parrish, R OBP: 0.328, SLG: 0.475			K		5-3		CS	K		P6	4	0	0	0	0	2	4				
Ross Grimsley, L OBP: 0.191, SLG: 0.140					5-3						2	0	1	0	0	0	0				
Del Unser, L OBP: 0.306, SLG: 0.291			SH1-4					SH3 1B		FC1-5 1B BB	0	0	0	0	1	0	0				
<b>Inning Stats</b>	R: 0 E: 0 K: 0 S: 3	H: 0 LOB: 0 BB: 0 P: 3	R: 0 E: 0 K: 1 S: 5	H: 0 LOB: 0 BB: 0 P: 5	R: 0 E: 0 K: 1 S: 6	H: 1 LOB: 2 BB: 1 P: 10	R: 0 E: 0 K: 0 S: 3	H: 0 LOB: 1 BB: 1 P: 7	R: 0 E: 0 K: 0 S: 3	H: 0 LOB: 0 BB: 0 P: 3	R: 1 E: 0 K: 0 S: 3	H: 2 LOB: 0 BB: 1 P: 7	R: 0 E: 0 K: 1 S: 6	H: 1 LOB: 1 BB: 0 P: 6	R: 0 E: 0 K: 0 S: 5	H: 2 LOB: 3 BB: 1 P: 9	R: 0 E: 0 K: 0 S: 4	H: 1 LOB: 2 BB: 1 P: 8	1B: 6 2B: 0 3B: 0 HR: 1	SF: 0 SAC: 2 DP: 0 HBP: 0	WP: 0 PA: 41
<b>PITCHER</b> Bob Forsch, R ERA: 3.18	IP: 9.0 WLS: W BF: 36 H: 6 R: 1 ER: 1 SO: 3 BB: 5 IBB: 0 HBP: 0 BLK: 0 WP: 0 HR: 1 S: 37 P: 57 ERA: 1.00 WHIP: 1.222																				
Roy Thomas, R	IP: 1.0 WLS: S BF: 4 H: 1 R: 0 ER: 0 SO: 0 BB: 0 IBB: 0 HBP: 0 BLK: 0 WP: 0 HR: 0 S: 4 P: 4 ERA: 0.00 WHIP: 1.000																				

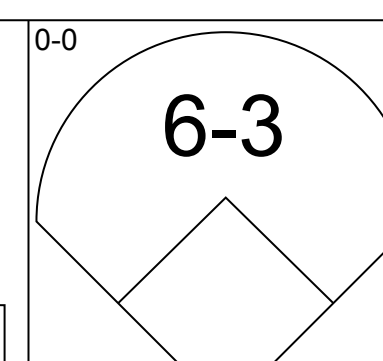
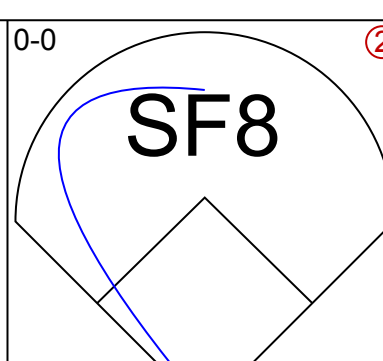
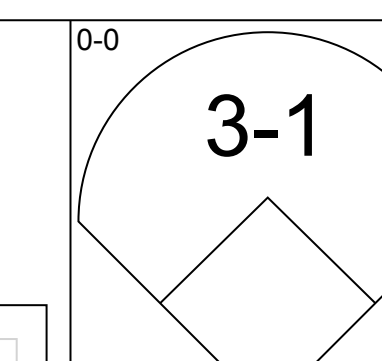
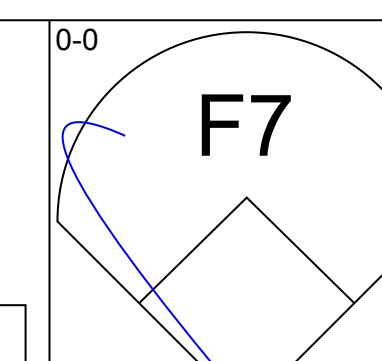
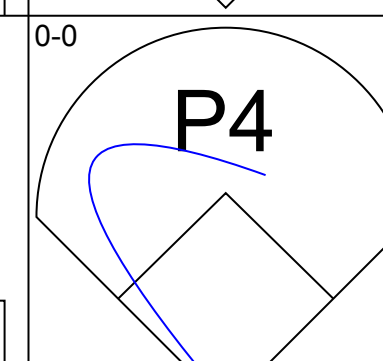
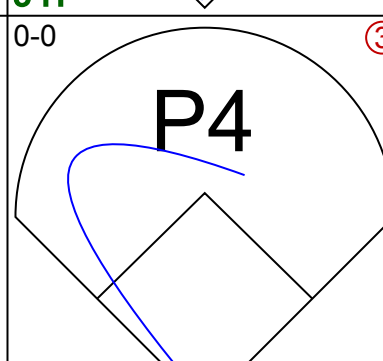
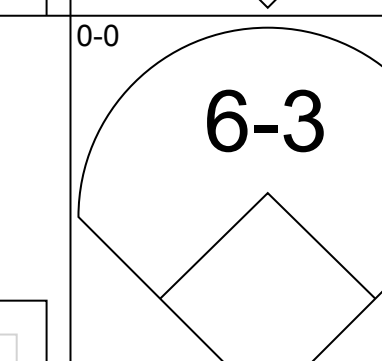
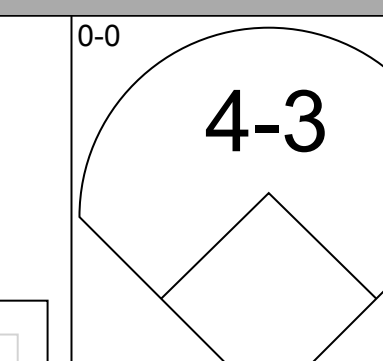
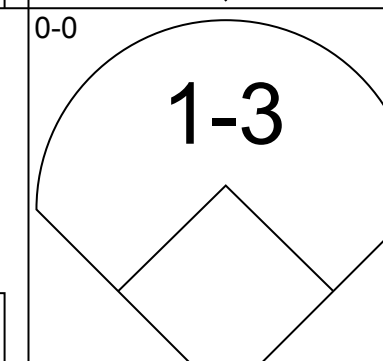
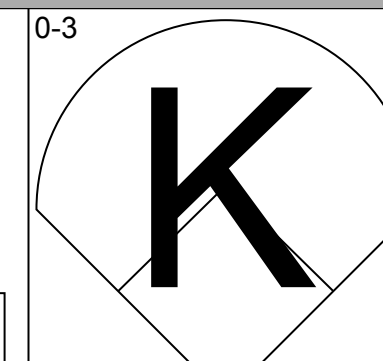
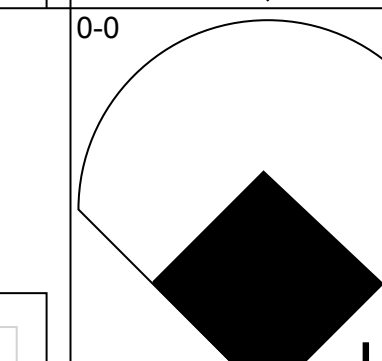
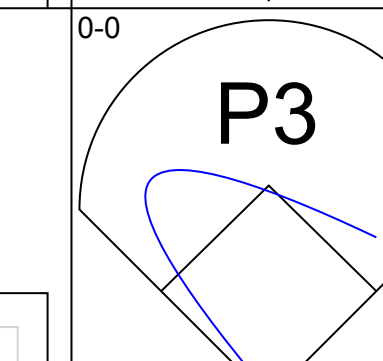
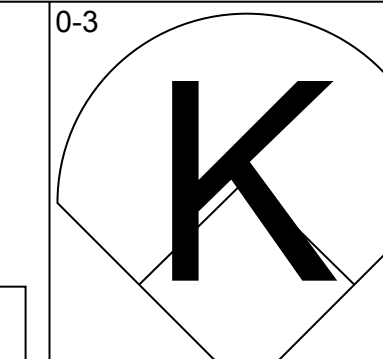
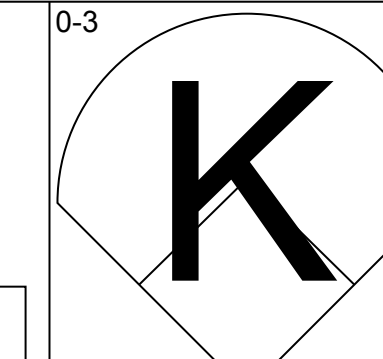
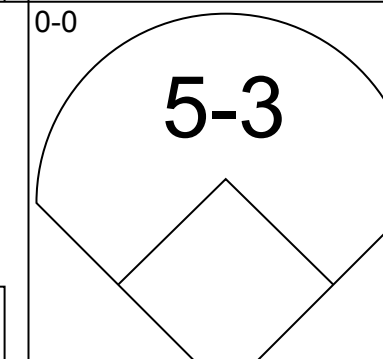
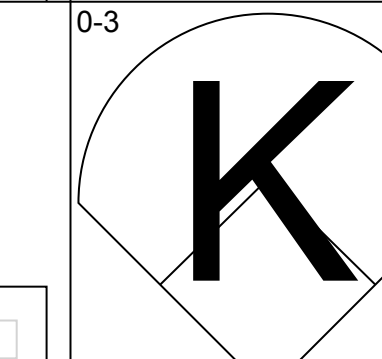
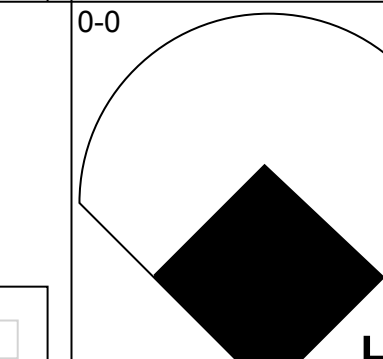
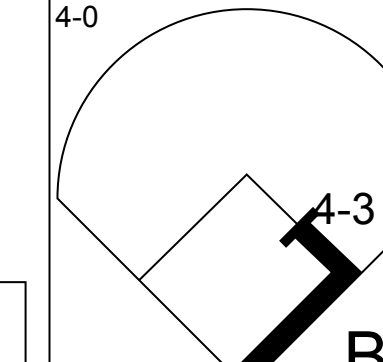
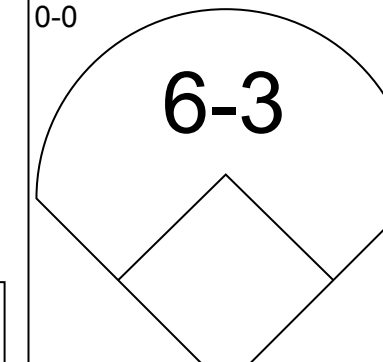
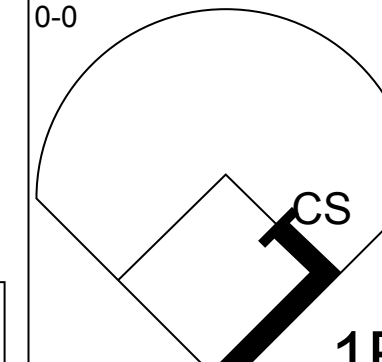
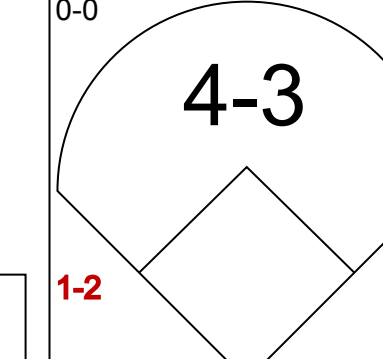
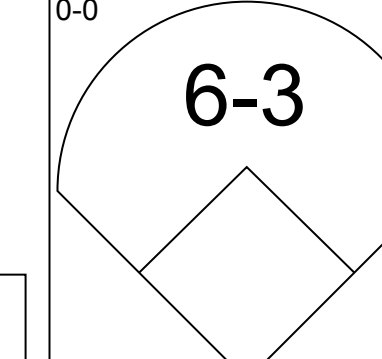
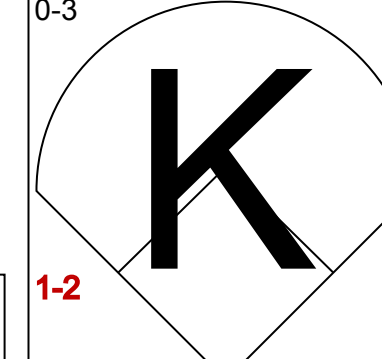
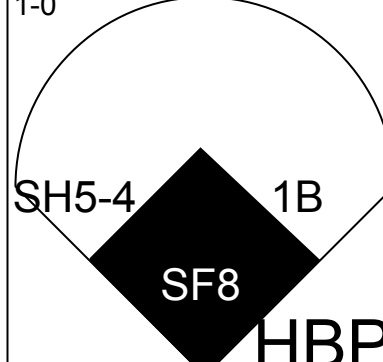
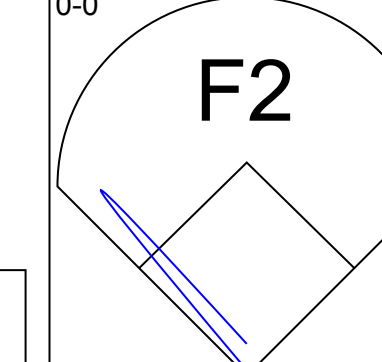
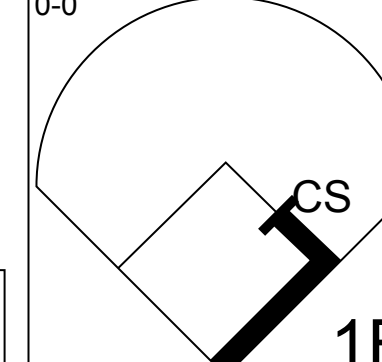
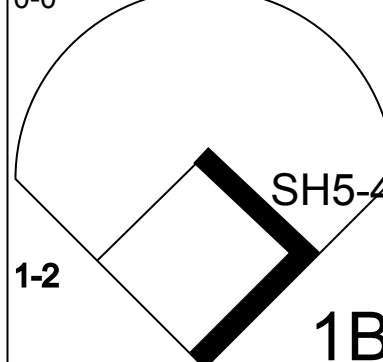
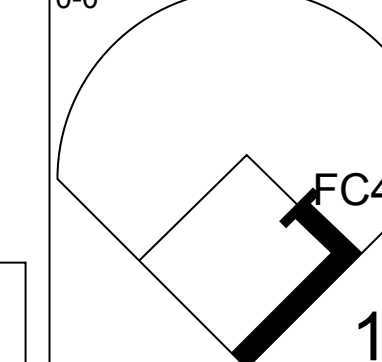
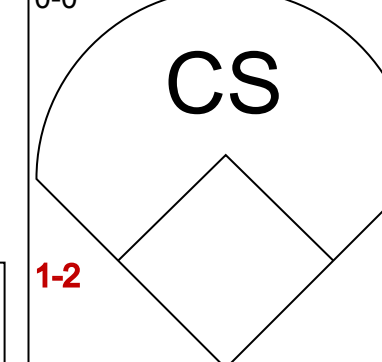
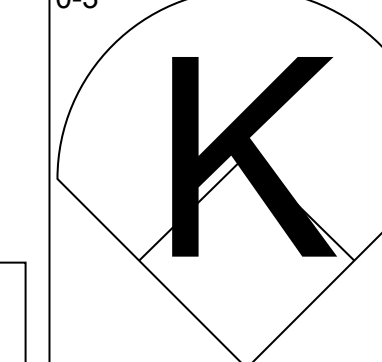
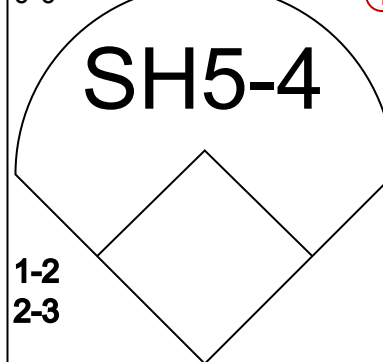
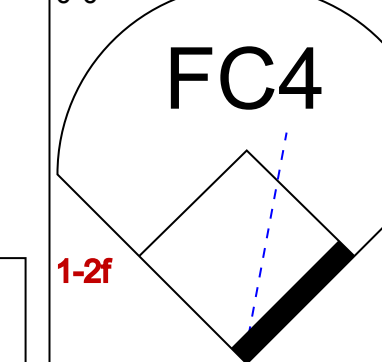
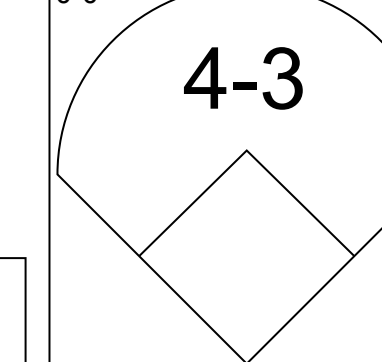
St. Louis Cardinals @ Montreal Expos  
Olympic Stadium, Montreal, QB  
Fri Jun 30 1978, 7:05 PM EDT  
Att: 22,829 - Unknown

AB	33
R	1
H	7
RBI	1
BB	5
SO	3
LOB	16





Batter	1	2	3	4	5	6	7	8	9	AB	R	H	RBI	BB	SO	LOB	TOP			
Lou Brock, L OBP: 0.256, SLG: 0.231 (1, 7)										4	0	1	0	0	1	0	<b>St. Louis Cardinals @ Montreal Expos</b> Olympic Stadium, Montreal, QB Sat Jul 01 1978, 3:33 AM EDT Att: 17,906 - Unknown  <b>AB 32</b> <b>R 2</b> <b>H 7</b> <b>RBI 2</b> <b>BB 1</b> <b>SO 4</b> <b>LOB 10</b>			
Jerry Mumphy, S OBP: 0.272, SLG: 0.243 (1, 9)										4	2	2	0	0	1	1				
Garry Templeton, S OBP: 0.262, SLG: 0.315 (1, 6)										4	0	1	1	1	0	0				
Ted Simmons, S OBP: 0.387, SLG: 0.508 (1, 2)										4	0	1	0	0	0	2				
Keith Hernandez, L OBP: 0.373, SLG: 0.447 (1, 3)										3	0	2	1	1	0	0				
Ken Reitz, R OBP: 0.267, SLG: 0.339 (1, 5)										4	0	0	0	0	0	4				
Tony Scott, S OBP: 0.290, SLG: 0.266 (1, 8)										3	0	0	0	0	1	2				
Mike Phillips, L OBP: 0.288, SLG: 0.318 (1, 4)										3	0	0	0	0	0	0				
John Denny, R OBP: 0.186, SLG: 0.220 (8, PH) John Tamargo, S Mark Littell, L (8, 1)										2	0	0	0	0	1	0				
<b>Inning Stats</b>	R: 0 E: 0 K: 1 S: 5	H: 0 LOB: 0 BB: 0 P: 5	R: 0 E: 0 K: 0 S: 3	H: 0 LOB: 0 BB: 0 P: 3	R: 0 E: 0 K: 0 S: 3	H: 0 LOB: 0 BB: 0 P: 3	R: 1 E: 1 K: 0 S: 4	H: 2 LOB: 0 BB: 0 P: 4	R: 0 E: 0 K: 1 S: 4	H: 1 LOB: 1 BB: 0 P: 8	R: 0 E: 0 K: 2 S: 8	H: 2 LOB: 2 BB: 0 P: 5	R: 0 E: 0 K: 0 S: 3	H: 0 LOB: 0 BB: 0 P: 3	R: 1 E: 0 K: 0 S: 5	H: 2 LOB: 1 BB: 0 P: 5	1B: 6 2B: 0 3B: 1 HR: 0	SF: 0 SAC: 0 DP: 1 HBP: 0	WP: 0 PB: 0 SB: 0 CS: 1	PA: 33
<b>PITCHER</b> Steve Rogers, R ERA: 2.09 (1, 1)	IP: 9.0 WLS: W BF: 33 H: 7 R: 2 ER: 1 SO: 4 BB: 1 IBB: 0 HBP: 0 BLK: 0 WP: 0 HR: 0 S: 40 P: 44 ERA: 1.00 WHIP: 0.889															<b>PITCHER</b> Steve Rogers, R ERA: 2.09 (1, 1)	IP: 9.0 WLS: W BF: 33 H: 7 R: 2 ER: 1 SO: 4 BB: 1 IBB: 0 HBP: 0 BLK: 0 WP: 0 HR: 0 S: 40 P: 44 ERA: 1.00 WHIP: 0.889			

Batter	1	2	3	4	5	6	7	8	9	AB	R	H	RBI	BB	SO	LOB	BOTTOM			
Warren Cromartie, L OBP: 0.309, SLG: 0.346 (1, 7)										3	0	0	1	0	0	0	<b>St. Louis Cardinals @ Montreal Expos</b> Olympic Stadium, Montreal, QB Sat Jul 01 1978, 3:33 AM EDT Att: 17,906 - Unknown  <b>AB 27</b> <b>R 3</b> <b>H 6</b> <b>RBI 3</b> <b>BB 1</b> <b>SO 5</b> <b>LOB 4</b>			
Dave Cash, R OBP: 0.318, SLG: 0.339 Pepe Frias, R OBP: 0.429, SLG: 1.000 (1, 4) (8, 4)										3	0	0	0	0	0	1				
Andre Dawson, R OBP: 0.307, SLG: 0.413 (1, 8)										4	1	1	1	0	1	0				
Tony Perez, R OBP: 0.317, SLG: 0.420 Del Unser, L OBP: 0.313, SLG: 0.333 (1, 3) (8, 3)										3	0	0	0	0	2	0				
Ellis Valentine, R OBP: 0.341, SLG: 0.485 (1, 9)										2	0	1	0	1	0	0				
Larry Parrish, R OBP: 0.324, SLG: 0.469 (1, 5)										3	0	0	0	0	1	2				
Gary Carter, R OBP: 0.324, SLG: 0.346 (1, 2)										2	1	1	0	0	0	0				
Chris Speier, R OBP: 0.341, SLG: 0.335 (1, 6)										3	0	2	0	0	1	0				
Steve Rogers, R OBP: 0.120, SLG: 0.102 (1, 1)										2	0	0	0	0	0	1				
<b>Inning Stats</b>	R: 0 E: 0 K: 0 S: 3	H: 0 LOB: 0 BB: 0 P: 3	R: 0 E: 0 K: 1 S: 4	H: 0 LOB: 1 BB: 1 P: 8	R: 1 E: 0 K: 0 S: 4	H: 1 LOB: 0 BB: 0 P: 5	R: 0 E: 0 K: 1 S: 5	H: 0 LOB: 0 BB: 0 P: 5	R: 0 E: 0 K: 1 S: 4	H: 1 LOB: 1 BB: 0 P: 4	R: 1 E: 0 K: 1 S: 6	H: 1 LOB: 0 BB: 0 P: 6	R: 0 E: 0 K: 1 S: 5	H: 0 LOB: 0 BB: 0 P: 5	R: 1 E: 0 K: 0 S: 3	H: 1 LOB: 0 BB: 0 P: 3	1B: 4 2B: 0 3B: 0 HR: 2	SF: 1 SAC: 1 DP: 0 HBP: 1	WP: 0 PB: 0 SB: 0 CS: 2	PA: 32
<b>PITCHER</b> John Denny, R ERA: 2.95 Mark Littell, R ERA: 2.7 (1, 1) (8, 1)	IP: 7.0 WLS: L BF: 25 H: 5 R: 1 ER: 2 SO: 2 BB: 1 IBB: 0 HBP: 0 BLK: 0 WP: 0 HR: 1 S: 31 P: 36 ERA: 2.57 WHIP: 0.857															<b>PITCHER</b> John Denny, R ERA: 2.95 Mark Littell, R ERA: 2.7 (1, 1) (8, 1)	IP: 7.0 WLS: L BF: 25 H: 5 R: 1 ER: 2 SO: 2 BB: 1 IBB: 0 HBP: 0 BLK: 0 WP: 0 HR: 1 S: 31 P: 36 ERA: 2.57 WHIP: 0.857			

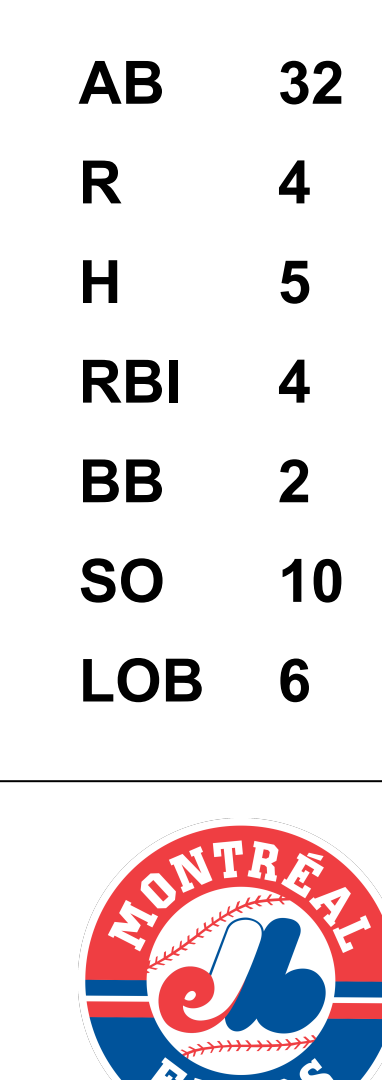


Batter	1	2	3	4	5	6	7	8	9	AB R H RBI BB SO LOB	TOP											
Garry Templeton, S OBP: 0.264, SLG: 0.317	4-0 CS BB		0-0 2B		0-0 1-3	0-0 F4			0-3 K	4 0 1 0 1 1 3	<b>St. Louis Cardinals @ Montreal Expos</b> Olympic Stadium, Montreal, QB Sun Jul 02 1978, 3:33 AM EDT Sunny											
Jerry Morales, R OBP: 0.295, SLG: 0.337	0-0 F7		4-0 BB			4-0 BB FC6-4 BB	0-0 5-3		0-0 1B	3 1 1 0 2 0 1												
Keith Hernandez, L OBP: 0.370, SLG: 0.443	0-0 F9		0-3 K			0-0 FC6-4 BB 1-2 2B 1B	0-3 K		0-0 P5	5 1 1 0 0 2 3												
Ted Simmons, S OBP: 0.392, SLG: 0.520		0-0 4-3		0-0 HR		4-0 FC6-4 BB 1-2 2-3 3H 1B	0-0 FC6-4 1B			3 1 2 1 1 0 0												
George Hendrick, R OBP: 0.300, SLG: 0.367		4-0 BB		0-0 5-3		0-0 FC6-4 2B	0-0 FC6-4 1B			3 1 0 1 1 0 3												
Mark Littell, L						1-2 2-3 3H 2B	1-2 1B			0 0 0 0 0 0 0												
Buddy Schultz, R										0 0 0 0 0 0 0												
Ken Reitz, R OBP: 0.267, SLG: 0.341	0-0 F9		0-0 6-3			0-0 1B 1H 3H 2B		0-0 F7		4 1 1 2 0 0 1												
Steve Swisher, R OBP: 0.268, SLG: 0.308	0-0 1-3		0-0 P4			0-0 1B 2-3 1B		0-3 K		4 0 1 0 0 1 1												
Mike Tyson, R OBP: 0.293, SLG: 0.345			0-0 F3		0-0 F9	0-3 K		0-0 F3		4 0 0 0 0 1 2												
Pete Vuckovich, R OBP: 0.095, SLG: 0.095			0-3 K		0-3 K	0-0 1B			0-0 CS 1B	3 0 1 1 0 2 0												
Jerry Mumphrey, S OBP: 0.276, SLG: 0.248						1-2 1B				1 0 1 0 0 0 0												
<b>Inning Stats</b>	R: 0 E: 0 K: 0 S: 2	H: 0 LOB: 0 BB: 1 P: 6	R: 0 E: 0 K: 0 S: 3	H: 0 LOB: 1 BB: 1 P: 7	R: 0 E: 0 K: 2 S: 8	H: 1 LOB: 2 BB: 1 P: 12	R: 1 E: 0 K: 0 S: 4	H: 1 LOB: 0 BB: 0 P: 4	R: 0 E: 0 K: 1 S: 5	H: 0 LOB: 0 BB: 0 P: 5	R: 4 E: 0 K: 1 S: 9	H: 4 LOB: 2 BB: 2 P: 17	R: 0 E: 0 K: 1 S: 6	H: 1 LOB: 0 BB: 0 P: 6	R: 0 E: 0 K: 1 S: 5	H: 0 LOB: 0 BB: 0 P: 5	R: 0 E: 0 K: 1 S: 6	H: 2 LOB: 1 BB: 0 P: 6	1B: 6 2B: 2 3B: 0 HR: 1	SF: 0 SAC: 0 DP: 0 HBP: 0	WP: 0 PB: 0 SB: 0 CS: 2	PA: 39
<b>PITCHER</b>	IP WLS BF H R ER SO BB IBB HBP BLK WP HR S P ERA WHIP											<b>PITCHER</b>	IP WLS BF H R ER SO BB IBB HBP BLK WP HR S P ERA WHIP									
Woodie Fryman, L ERA: 4.5	5.1 L 24 4 5 5 3 5 0 0 0 0 0 1 25 45 8.44 1.688																					
Mike Garman, R ERA: 5.8	1.2 8 3 0 0 2 0 0 0 0 0 0 0 12 12 0.00 1.800																					
Stan Bahnsen, R ERA: 3.86	2.0 7 2 0 0 2 0 0 0 0 0 0 0 11 11 0.00 1.000																					

AB 34  
R 5  
H 9  
RBI 5  
BB 5  
SO 7  
LOB 14



Batter	1	2	3	4	5	6	7	8	9	AB R H RBI BB SO LOB	BOTTOM									
Warren Cromartie, L OBP: 0.308, SLG: 0.345	0-0 E4 2B		0-0 F9		0-3 K		0-0 BB 1-2 2H 1B			4 1 1 1 0 1 0	<b>St. Louis Cardinals @ Montreal Expos</b> Olympic Stadium, Montreal, QB Sun Jul 02 1978, 3:33 AM EDT Sunny									
Dave Cash, R OBP: 0.324, SLG: 0.345	0-0 1H SF7 2B		0-0 S 1B			0-0 5-3	4-0 BB			3 1 2 1 1 0 0										
Andre Dawson, R OBP: 0.307, SLG: 0.408	0-3 K		4-0 1-2 BB			0-3 K	0-3 K			3 0 0 0 1 3 4										
Tony Perez, R OBP: 0.313, SLG: 0.415	0-0 SF7		0-0 F9			0-0 1-3		0-0 6-3		3 0 0 1 0 0 2										
Ellis Valentine, R OBP: 0.337, SLG: 0.478	0-0 4-3			0-0 F9			0-3 K	0-3 K		4 0 0 0 0 2 0										
Larry Parrish, R OBP: 0.319, SLG: 0.461		0-0 5-3		0-0 P6			0-3 K	0-0 1-3		4 0 0 0 0 1 0										
Gary Carter, R OBP: 0.323, SLG: 0.349		0-0 F2		0-3 K			0-0 1B 2B		0-3 K	4 1 1 0 0 2 0										
Chris Speier, R OBP: 0.340, SLG: 0.333		0-0 6-3			0-0 F9		0-0 2H 1B HBP 1B		0-3 K	4 1 1 1 0 1 0										
Woodie Fryman, R ERA: 4.5			0-0 B1-3		0-0 1-3		1-0 BB 1B HBP		0-0 F8	2 0 0 0 0 0 0										
Del Unser, L OBP: 0.265, SLG: 0.333										0 0 0 0 0 0 0										
Stan Bahnsen, R ERA: 3.86										0 0 0 0 0 0 0										
Wayne Garrett, L OBP: 0.267, SLG: 0.238										0 0 0 0 0 0 0										
Stan Paet, R OBP: 0.301, SLG: 0.362										1 0 0 0 0 0 0										
<b>Inning Stats</b>	R: 2 E: 1 K: 1 S: 7	H: 1 LOB: 0 BB: 0 P: 7	R: 0 E: 0 K: 0 S: 3	H: 0 LOB: 0 BB: 0 P: 3	R: 0 E: 0 K: 1 S: 4	H: 1 LOB: 1 BB: 1 P: 8	R: 0 E: 0 K: 1 S: 5	H: 0 LOB: 0 BB: 0 P: 5	R: 0 E: 0 K: 1 S: 5	H: 0 LOB: 0 BB: 0 P: 5	R: 2 E: 0 K: 3 S: 12	H: 3 LOB: 3 BB: 1 P: 17	R: 0 E: 0 K: 1 S: 5	H: 0 LOB: 0 BB: 0 P: 5	R: 0 E: 0 K: 2 S: 7	H: 0 LOB: 0 BB: 0 P: 7	1B: 3 2B: 2 3B: 0 HR: 0	SF: 1 SAC: 0 DP: 0 HBP: 1	WP: 0 PB: 0 SB: 1 CS: 0	PA: 36
<b>PITCHER</b>	IP WLS BF H R ER SO BB IBB HBP BLK WP HR S P ERA WHIP											<b>PITCHER</b>	IP WLS BF H R ER SO BB IBB HBP BLK WP HR S P ERA WHIP							
Pete Vuckovich, R ERA: 2.39	6.2 W 28 5 4 2 6 1 0 1 0 0 0 0 38 43 2.70 0.900																			
Mark Littell, R ERA: 2.61	2.0 7 0 0 0 4 1 0 0 0 0 0 0 14 18 0.00 0.500																			
Buddy Schultz, L ERA: 4.0	0.1 S 1 0 0 0 0 0 0 0 0 0 0 0 1 1 0.00 0.000																			









Batter	1	2	3	4	5	6	7	8	9	AB	R	H	RBI	BB	SO	LOB	TOP										
Warren Cromartie, L OBP: 0.310, SLG: 0.347 (1, 7)										4	0	0	0	0	1	1	<b>Montreal Expos @ Pittsburgh Pirates</b> Three Rivers Stadium, Pittsburgh, PA Mon Jul 03 1978, 7:05 PM EDT Att: 7,480 - Unknown										
Dave Cash, R OBP: 0.325, SLG: 0.349 Pepe Frias, R OBP: 0.429, SLG: 1.000 (1, 4) (8, 4)										4	0	2	1	0	0	0											
Larry Parrish, R OBP: 0.317, SLG: 0.460 (1, 5)										4	0	1	0	0	1	3											
Tony Perez, R OBP: 0.314, SLG: 0.420 Steve Rogers, R OBP: 0.120, SLG: 0.102 (1, 3) (8, 1)										4	1	1	0	0	2	3											
Ellis Valentine, R OBP: 0.331, SLG: 0.475 (1, 9)										3	0	1	1	0	1	1											
Andre Dawson, R OBP: 0.302, SLG: 0.400 (1, 8)										4	0	0	0	0	1	1											
Gary Carter, R OBP: 0.318, SLG: 0.342 (1, 2)										4	0	0	0	0	0	1											
Chris Speier, R OBP: 0.342, SLG: 0.338 (1, 6)										3	1	1	0	0	0	0											
Hal Dues, R OBP: 0.118, SLG: 0.118 Stan Papi, R OBP: 0.346, SLG: 0.357 Del Unser, L OBP: 0.317, SLG: 0.341 (1, 1) (8, PH) (8, 3)										2	0	0	0	0	2	1											
<b>Inning Stats</b>	R: 0 E: 0 K: 0 S: 3	H: 0 LOB: 0 BB: 0 P: 3	R: 0 E: 0 K: 1 S: 6	H: 1 LOB: 1 BB: 0 P: 6	R: 1 E: 0 K: 2 S: 9	H: 2 LOB: 1 BB: 0 P: 9	R: 1 E: 0 K: 0 S: 4	H: 1 LOB: 0 BB: 0 P: 4	R: 0 E: 0 K: 1 S: 5	H: 0 LOB: 0 BB: 0 P: 5	R: 0 E: 0 K: 0 S: 6	H: 1 LOB: 1 BB: 0 P: 6	R: 0 E: 0 K: 0 S: 3	H: 0 LOB: 0 BB: 0 P: 3	R: 0 E: 0 K: 1 S: 7	H: 1 LOB: 2 BB: 0 P: 7		R: 0 E: 0 K: 2 S: 7	H: 0 LOB: 0 BB: 0 P: 7	R: 0 E: 0 K: 2 S: 7	H: 0 LOB: 0 BB: 0 P: 7	1B: 1 2B: 4 3B: 1 HR: 0	SF: 1 SAC: 0 DP: 0 HBP: 0	WP: 1 PB: 0 CS: 0	PA: 34		
<b>PITCHER</b>	IP	WLS	BF	H	R	ER	SO	BB	IBB	HBP	BLK	WP	HR	S	P	ERA	WHIP										
John Candelaria, L ERA: 3.03 Kent Tekulve, R ERA: 2.55 (1, 1) (9, 1)	8.0	L	31	6	2	2	6	0	0	0	0	1	0	43	43	2.25	0.750										

AB	33
R	2
H	6
RBI	2
BB	0
SO	8
LOB	11



Batter	1	2	3	4	5	6	7	8	9	AB	R	H	RBI	BB	SO	LOB	BOTTOM										
Frank Taveras, R OBP: 0.318, SLG: 0.355 (1, 6)										4	0	0	0	0	0	1	<b>Montreal Expos @ Pittsburgh Pirates</b> Three Rivers Stadium, Pittsburgh, PA Mon Jul 03 1978, 7:05 PM EDT Att: 7,480 - Unknown										
Omar Moreno, L OBP: 0.313, SLG: 0.264 (1, 8)										4	0	1	0	0	0	1											
John Milner, L OBP: 0.386, SLG: 0.432 (1, 7)										4	0	1	0	0	0	2											
Bill Robinson, R OBP: 0.295, SLG: 0.374 (1, 9)										4	0	2	0	0	0	1											
Willie Stargell, L OBP: 0.376, SLG: 0.530 (1, 3)										3	0	0	0	0	1	2											
Ed Ott, L OBP: 0.290, SLG: 0.387 (1, 2)										3	0	0	0	0	0	2											
Phil Garner, R OBP: 0.322, SLG: 0.348 (1, 4)										2	0	0	0	1	1	0											
Ken Macha, R OBP: 0.387, SLG: 0.423 (1, 5)										2	0	0	0	1	0	2											
John Candelaria, L OBP: 0.282, SLG: 0.156 Manny Sanguillen, R OBP: 0.324, SLG: 0.079 Kent Tekulve, R OBP: 0.200, SLG: 0.200 (1, 1) (8, PH) (9, 1)										1	0	0	0	1	0	0											
<b>Inning Stats</b>	R: 0 E: 0 K: 0 S: 3	H: 1 LOB: 0 BB: 0 P: 3	R: 0 E: 0 K: 1 S: 5	H: 0 LOB: 0 BB: 0 P: 5	R: 0 E: 0 K: 1 S: 5	H: 0 LOB: 0 BB: 0 P: 5	R: 0 E: 0 K: 0 S: 3	H: 0 LOB: 0 BB: 0 P: 3	R: 0 E: 0 K: 0 S: 4	H: 1 LOB: 2 BB: 1 P: 8	R: 0 E: 0 K: 0 S: 3	H: 0 LOB: 1 BB: 1 P: 7	R: 0 E: 0 K: 0 S: 3	H: 1 LOB: 0 BB: 0 P: 3	R: 0 E: 0 K: 0 S: 2	H: 0 LOB: 1 BB: 1 P: 6		R: 0 E: 0 K: 0 S: 4	H: 1 LOB: 1 BB: 0 P: 4	1B: 3 2B: 1 3B: 0 HR: 0	SF: 0 SAC: 0 DP: 2 HBP: 0	WP: 0 PB: 0 CS: 1	PA: 31				
<b>PITCHER</b>	IP	WLS	BF	H	R	ER	SO	BB	IBB	HBP	BLK	WP	HR	S	P	ERA	WHIP										
Hal Dues, R ERA: 2.44 Steve Rogers, R ERA: 2.06 (1, 1) (8, 1)	7.0	W	24	3	0	0	2	2	0	0	0	0	0	26	34	0.00	0.714										






Batter	1	2	3	4	5	6	7	8	9	AB	R	H	RBI	BB	SO	LOB	TOP		
Warren Cromartie, L OBP: 0.309, SLG: 0.346 (1, 7)										4	0	1	0	0	0	1			
Dave Cash, R OBP: 0.322, SLG: 0.345 (1, 4)										4	0	0	0	0	1	2			
Larry Parrish, R OBP: 0.313, SLG: 0.454 Wayne Garrett, L OBP: 0.246, SLG: 0.220 (9, PH)										3	0	0	0	0	0	1			
Tony Perez, R OBP: 0.316, SLG: 0.421 (1, 3)										4	0	2	0	0	0	0			
Ellis Valentine, R OBP: 0.330, SLG: 0.482 (1, 9)										4	1	1	1	0	1	2			
Andre Dawson, R OBP: 0.298, SLG: 0.396 (1, 8)										3	0	0	0	0	0	1			
Gary Carter, R OBP: 0.315, SLG: 0.338 (1, 2)										3	0	0	0	0	0	1			
Chris Speier, R OBP: 0.342, SLG: 0.338 (1, 6)										3	0	1	0	0	0	0			
Dan Schatzeder, L OBP: 0.222, SLG: 0.222 (8, PH) Del Unser, L OBP: 0.314, SLG: 0.337 Mike Garman, R (8, 1)										2	0	1	0	0	0	1			
										1	0	0	0	0	0	0			
										0	0	0	0	0	0	0			
<b>Inning Stats</b>	R: 0 E: 0 K: 0 S: 3	H: 1 LOB: 0 BB: 0 P: 3	R: 1 E: 0 K: 0 S: 4	H: 1 LOB: 0 BB: 0 P: 4	R: 0 E: 0 K: 0 S: 4	H: 1 LOB: 1 BB: 0 P: 4	R: 0 E: 0 K: 0 S: 3	H: 0 LOB: 0 BB: 0 P: 3	R: 0 E: 1 K: 0 S: 4	H: 0 LOB: 1 BB: 0 P: 4	R: 0 E: 0 K: 0 S: 3	H: 0 LOB: 0 BB: 0 P: 3	R: 0 E: 0 K: 2 S: 8	H: 1 LOB: 1 BB: 0 P: 8	1B: 5 2B: 0 3B: 0 HR: 1	SF: 0 SAC: 0 DP: 2 HBP: 0	WP: 0 PA: 32 CS: 1		
<b>PITCHER</b>	IP	WLS	BF	H	R	ER	SO	BB	IBB	HBP	BLK	WP	HR	S	P	ERA	WHIP		
Bert Blyleven, R ERA: 3.35 Kent Tekulve, R ERA: 2.51	(1, 1)	8.0	W	28	5	1	1	0	0	0	0	0	1	28	28	1.12	0.625		
	(9, 1)	1.0	S	4	1	0	0	2	0	0	0	0	0	8	8	0.00	1.000		

Montreal Expos @ Pittsburgh Pirates  
Three Rivers Stadium, Pittsburgh, PA  
Tue Jul 04 1978, 3:33 AM EDT  
Unknown


AB	32
R	1
H	6
RBI	1
BB	0
SO	2
LOB	9



Batter	1	2	3	4	5	6	7	8	9	AB	R	H	RBI	BB	SO	LOB	BOTTOM		
Frank Taveras, R OBP: 0.317, SLG: 0.354 (1, 6)										4	0	1	0	0	0	1			
Omar Moreno, L OBP: 0.305, SLG: 0.260 (1, 8)										4	0	0	0	0	1	1			
Rennie Stennett, R OBP: 0.286, SLG: 0.335 Mario Mendoza, R OBP: 0.325, SLG: 0.361 (5, 4)										2	0	0	0	0	0	0			
Bill Robinson, R OBP: 0.300, SLG: 0.375 (1, 7)										2	1	1	0	0	0	0			
Manny Sanguillen, R OBP: 0.324, SLG: 0.378 Willie Stargell, L OBP: 0.376, SLG: 0.530 (8, 3)										3	1	1	0	0	0	0			
Phil Garner, R OBP: 0.320, SLG: 0.346 (1, 5)										2	0	0	0	0	0	0			
Steve Brye, R OBP: 0.326, SLG: 0.364 (1, 9)										2	1	0	0	1	0	0			
Duffy Dyer, R OBP: 0.364, SLG: 0.358 (1, 2)										3	0	0	0	0	0	3			
Bert Blyleven, R OBP: 0.156, SLG: 0.159 John Milner, L OBP: 0.390, SLG: 0.437 Kent Tekulve, R OBP: 0.200, SLG: 0.200 (9, 1)										2	0	1	3	0	0	0			
										1	0	1	0	0	0	0			
										0	0	0	0	0	0	0			
<b>Inning Stats</b>	R: 0 E: 0 K: 0 S: 3	H: 4 LOB: 2 BB: 1 P: 10	R: 0 E: 0 K: 1 S: 5	H: 0 LOB: 0 BB: 0 P: 5	R: 0 E: 0 K: 0 S: 3	H: 0 LOB: 0 BB: 0 P: 3	R: 0 E: 0 K: 0 S: 2	H: 0 LOB: 0 BB: 0 P: 3	R: 0 E: 0 K: 0 S: 4	H: 1 LOB: 1 BB: 0 P: 4	1B: 4 2B: 1 3B: 0 HR: 0	SF: 0 SAC: 1 DP: 0 HBP: 1	WP: 0 PA: 30 CS: 1						
<b>PITCHER</b>	IP	WLS	BF	H	R	ER	SO	BB	IBB	HBP	BLK	WP	HR	S	P	ERA	WHIP		
Dan Schatzeder, L ERA: 2.47 Mike Garman, R ERA: 5.65	(1, 1)	7.0	L	25	4	3	3	1	0	0	0	0	0	25	30	3.86	0.571		
	(8, 1)	1.0		4	1	0	0	0	0	0	0	0	0	4	4	0.00	1.000		

Montreal Expos @ Pittsburgh Pirates  
Three Rivers Stadium, Pittsburgh, PA  
Tue Jul 04 1978, 3:33 AM EDT  
Unknown

AB	26
R	3
H	5
RBI	3
BB	1
SO	1
LOB	5









Batter	1	2	3	4	5	6	7	8	9	AB	R	H	RBI	BB	SO	LOB	TOP								
Dave Cash, R OBP: 0.319, SLG: 0.345 (1, 4)										5	2	2	0	0	0	0									
Andra Dawson, R OBP: 0.391, SLG: 0.399 (1, 8)										4	0	2	1	0	1	1									
Ellis Valentine, R OBP: 0.328, SLG: 0.479 (1, 9)										4	0	1	1	0	0	2									
Tony Perez, R OBP: 0.318, SLG: 0.441 (1, 3)										4	0	0	0	0	1	3									
Larry Parrish, R OBP: 0.315, SLG: 0.465 (1, 5)										4	2	1	1	0	0	0									
Warren Cromartie, L OBP: 0.311, SLG: 0.351 (1, 7)										3	2	2	1	1	0	0									
Gary Carter, R OBP: 0.310, SLG: 0.332 (1, 2)										4	0	0	0	0	1	3									
Chris Speier, R OBP: 0.336, SLG: 0.332 (1, 6)										3	0	0	2	0	0	1									
Ross Grimsley, L OBP: 0.184, SLG: 0.133 Stan Bahnsen, R Wayne Garrett, L OBP: 0.257, SLG: 0.234 (9, PH)										2	0	0	0	0	0	0									
										1	0	0	0	0	0	0									
										1	0	0	0	0	0	0									
<b>Inning Stats</b>	R: 1 E: 0 K: 1 S: 6	H: 2 LOB: 0 BB: 0 P: 6	R: 0 E: 1 K: 0 S: 4	H: 0 LOB: 1 BB: 0 P: 4	R: 1 E: 0 K: 0 S: 5	H: 2 LOB: 1 BB: 0 P: 5	R: 2 E: 0 K: 0 S: 5	H: 2 LOB: 0 BB: 0 P: 5	R: 0 E: 0 K: 1 S: 4	H: 1 LOB: 1 BB: 0 P: 4	R: 2 E: 1 K: 1 S: 7	H: 1 LOB: 0 BB: 0 P: 7	R: 0 E: 0 K: 0 S: 3	H: 0 LOB: 0 BB: 0 P: 3	R: 0 E: 0 K: 1 S: 5	H: 0 LOB: 1 BB: 1 P: 9	R: 0 E: 0 K: 0 S: 3	H: 0 LOB: 0 BB: 0 P: 3	1B: 4 2B: 2 3B: 1 HR: 1	SF: 1 SAC: 0 DP: 1 HBP: 0	WP: 1 PB: 0 SB: 1 CS: 0	PA: 37			
<b>PITCHER</b>	IP	WLS	BF	H	R	ER	SO	BB	IBB	HBP	BLK	WP	HR	S	P	ERA	WHIP								
Jim Kaat, L ERA: 3.61	(1, 1)	4.1	20	7	4	4	1	0	0	0	0	1	1	22	22	8.31	1.615								
Rawly Eastwick, R ERA: 3.41	(5, 1)	4.2	W	17	1	2	0	2	1	0	0	0	0	20	24	0.00	0.429								

Montreal Expos @ Philadelphia Phillies  
Veterans Stadium, Philadelphia, PA  
Thu Jul 06 1978, 7:05 PM EDT  
Att: 50,149 - Unknown

AB 35  
R 6  
H 8  
RBI 6  
BB 1  
SO 3  
LOB 10



Batter	1	2	3	4	5	6	7	8	9	AB	R	H	RBI	BB	SO	LOB	BOTTOM								
Jerry Martin, R OBP: 0.369, SLG: 0.495 (1, 9)										5	0	2	1	0	2	0									
Larry Bowa, S OBP: 0.325, SLG: 0.359 (1, 6)										4	0	0	0	0	0	1									
Garry Maddox, R OBP: 0.355, SLG: 0.439 (1, 8)										4	1	1	0	0	2	0									
Greg Luzinski, R OBP: 0.368, SLG: 0.527 (1, 7)										3	1	2	1	1	0	0									
Jose Cardenal, R OBP: 0.324, SLG: 0.475 (1, 3)										3	1	1	0	1	0	1									
Davey Johnson, R OBP: 0.275, SLG: 0.296 (1, 5)										4	1	2	1	0	1	4									
Bob Boone, R OBP: 0.333, SLG: 0.420 (1, 2)										4	1	0	1	0	1	5									
Ted Sizemore, R OBP: 0.277, SLG: 0.221 (1, 4)										3	1	1	1	1	0	0									
Jim Kaat, L OBP: 0.148, SLG: 0.115 Rawly Eastwick, R	(1, 1)									2	1	1	2	0	0	0									
	(5, 1)									2	0	0	0	0	1	3									
<b>Inning Stats</b>	R: 0 E: 0 K: 2 S: 7	H: 0 LOB: 0 BB: 0 P: 7	R: 5 E: 2 K: 0 S: 8	H: 5 LOB: 0 BB: 0 P: 8	R: 1 E: 0 K: 2 S: 9	H: 2 LOB: 1 BB: 0 P: 9	R: 0 E: 0 K: 0 S: 4	H: 1 LOB: 1 BB: 0 P: 4	R: 1 E: 0 K: 1 S: 7	H: 2 LOB: 3 BB: 2 P: 15	R: 0 E: 0 K: 1 S: 5	H: 0 LOB: 0 BB: 0 P: 5	R: 0 E: 0 K: 1 S: 5	H: 0 LOB: 1 BB: 1 P: 9	R: 0 E: 0 K: 0 S: 3	H: 0 LOB: 0 BB: 0 P: 3	1B: 7 2B: 2 3B: 0 HR: 1	SF: 0 SAC: 0 DP: 0 HBP: 0	WP: 0 PB: 0 SB: 0 CS: 0	PA: 37					
<b>PITCHER</b>	IP	WLS	BF	H	R	ER	SO	BB	IBB	HBP	BLK	WP	HR	S	P	ERA	WHIP								
Ross Grimsley, L ERA: 3.11	(1, 1)	4.0	L	22	10	7	5	4	0	0	0	0	0	30	30	11.25	2.500								
Stan Bahnsen, R ERA: 3.24	(5, 1)	4.0		15	0	0	0	3	3	0	0	0	0	18	30	0.00	0.750								

Montreal Expos @ Philadelphia Phillies  
Veterans Stadium, Philadelphia, PA  
Thu Jul 06 1978, 7:05 PM EDT  
Att: 50,149 - Unknown

AB 34  
R 7  
H 10  
RBI 7  
BB 3  
SO 7  
LOB 14





Batter	1	2	3	4	5	6	7	8	9	AB	R	H	RBI	BB	SO	LOB	TOP										
Dave Cash, R OBP: 0.320, SLG: 0.345 Pepe Frias, R OBP: 0.429, SLG: 1.000	F7		HR		WP 1B 2-3		F8	G1-6-3		5	2	2	0	0	0	1											
Andra Dawson, R OBP: 0.339, SLG: 0.399	5-3		F8		K		1B		6-3	5	1	1	0	0	1	3											
Ellis Valentine, R OBP: 0.339, SLG: 0.502 Sam Mejias, R OBP: 0.261, SLG: 0.190	1B 2B		HR		S 1B 1-H 3-H		1B		G6-4-3 1B	5	1	5	3	0	0	0											
Tony Perez, R OBP: 0.319, SLG: 0.441 Del Unser, L OBP: 0.321, SLG: 0.330	2H 1B		6-3		P6		1B		G6-4-3	5	0	2	1	0	0	2											
Larry Parrish, R OBP: 0.310, SLG: 0.458		L4		4-3		6-3	F7			4	0	0	0	0	0	2											
Warren Cromartie, L OBP: 0.313, SLG: 0.366		HR		4-3		2B	F7			4	1	2	1	0	0	2											
Gary Carter, R OBP: 0.309, SLG: 0.342		4-3		1-3		1-6-3		HR		4	1	1	1	0	0	1											
Chris Speier, R OBP: 0.338, SLG: 0.332			K		1B BLK SH3			F8		3	1	1	0	1	1	0											
Steve Rogers, R OBP: 0.132, SLG: 0.115 Darold Knowles, L OBP: 0.500, SLG: 0.500 Mike Garman, R			K		SH3		K		G1-6-3 1B	3	0	1	0	0	2	2											
<b>Inning Stats</b>	R: 0 E: 0 K: 0 S: 4	H: 2 LOB: 2 BB: 0 P: 4	R: 1 E: 0 K: 1 S: 6	H: 1 LOB: 0 BB: 0 P: 6	R: 2 E: 0 K: 1 S: 7	H: 2 LOB: 0 BB: 0 P: 7	R: 0 E: 0 K: 0 S: 3	H: 0 LOB: 0 BB: 0 P: 3	R: 2 E: 0 K: 1 S: 8	H: 3 LOB: 1 BB: 0 P: 8	R: 0 E: 0 K: 1 S: 6	H: 1 LOB: 2 BB: 1 P: 10	R: 1 E: 0 K: 0 S: 6	H: 3 LOB: 3 BB: 0 P: 6	R: 1 E: 0 K: 0 S: 4	H: 2 LOB: 0 BB: 0 P: 4	R: 0 E: 0 K: 0 S: 3	H: 1 LOB: 1 BB: 0 P: 3	1B: 9 2B: 3 3B: 0 HR: 3	SF: 0 SAC: 1 DP: 2 HBP: 0	WP: 1 PB: 0 SB: 1 CS: 0	PA: 40					
<b>PITCHER</b>	IP	WLS	BF	H	R	ER	SO	BB	IBB	HBP	BLK	WP	HR	S	P	ERA	WHIP										
Dick Ruthven, R ERA: 3.85	5.0	L	22	8	5	5	3	0	0	0	1	1	2	28	28	9.00	1.600										
Randy Lerch, L ERA: 4.54	3.0		15	6	2	2	1	1	0	0	0	0	1	16	20	6.00	2.333										
Warren Brusstar, R ERA: 2.65	1.0	S	3	1	0	0	0	0	0	0	0	0	0	3	3	0.00	1.000										

Montreal Expos @ Philadelphia Phillies  
Veterans Stadium, Philadelphia, PA  
Fri Jul 07 1978, 7:05 PM EDT  
Att: 45,193 - Unknown

AB	38
R	7
H	15
RBI	6
BB	1
SO	4
LOB	13



Batter	1	2	3	4	5	6	7	8	9	AB	R	H	RBI	BB	SO	LOB	BOTTOM										
Bake McBride, L OBP: 0.330, SLG: 0.351	L5		3-1		K		P6		4-3	5	0	0	0	0	1	3											
Larry Bowa, S OBP: 0.326, SLG: 0.369	4-3		FC5-4 1B		FC4-6 FC6-4		4-3		HR	5	1	2	1	0	0	2											
Garry Maddox, R OBP: 0.351, SLG: 0.434 Jerry Martin, R OBP: 0.379, SLG: 0.505	K		FC5-4		FC6-4			HR	4-3 1B	3	0	0	0	0	1	4											
Greg Luzinski, R OBP: 0.371, SLG: 0.536		6-3		F8		BB BB		HR	4-3 1B	3	1	1	2	2	0	0											
Richie Hebner, L OBP: 0.344, SLG: 0.398	L6		K		P6			HR	4-3 BB	4	1	0	0	0	1	3											
Jose Cardenal, R OBP: 0.395, SLG: 0.485	FC5-4 1B					BB BB	BB BB	BB BB	4-3 BB	2	0	2	0	3	0	0											
Bob Boone, R OBP: 0.331, SLG: 0.411	FC5-4			L4		BB BB	BB BB	8-4	K	4	0	0	0	1	1	7											
Ted Sizemore, R OBP: 0.286, SLG: 0.233		L6			FC4-6 1B		P1			4	0	2	1	0	0	2											
Dick Ruthven, R OBP: 0.143, SLG: 0.200 Davey Johnson, R OBP: 0.283, SLG: 0.305 Randy Lerch, L OBP: 0.250, SLG: 0.311 Tim McCarver, R OBP: 0.346, SLG: 0.429 Mike Schmidt, R OBP: 0.333, SLG: 0.667 Warren Brusstar, R			3-1 1B		FC4-6 1B		G3		F9	1	0	1	0	0	0	0											
<b>Inning Stats</b>	R: 0 E: 0 K: 1 S: 5	H: 0 LOB: 0 BB: 0 P: 5	R: 0 E: 0 K: 0 S: 4	H: 1 LOB: 1 BB: 0 P: 4	R: 0 E: 0 K: 1 S: 6	H: 2 LOB: 2 BB: 0 P: 6	R: 0 E: 0 K: 0 S: 2	H: 0 LOB: 3 BB: 3 P: 14	R: 0 E: 0 K: 0 S: 3	H: 0 LOB: 0 BB: 0 P: 3	R: 3 E: 0 K: 0 S: 5	H: 3 LOB: 1 BB: 1 P: 10	R: 1 E: 0 K: 1 S: 7	H: 2 LOB: 2 BB: 2 P: 15	1B: 9 2B: 1 3B: 0 HR: 2	SF: 0 SAC: 0 DP: 1 HBP: 1	WP: 0 PB: 0 SB: 0 CS: 0	PA: 43									
<b>PITCHER</b>	IP	WLS	BF	H	R	ER	SO	BB	IBB	HBP	BLK	WP	HR	S	P	ERA	WHIP										
Steve Rogers, R ERA: 2.13	7.2	W	35	9	3	3	3	4	0	1	0	0	1	36	53	3.52	1.696										
Darold Knowles, L ERA: 2.19	1.0		6	2	1	1	0	1	0	0	0	0	1	5	9	9.00	3.000										
Mike Garman, R ERA: 5.59	0.1	S	2	0	0	0	1	1	0	0	0	0	0	3	7	0.00	3.000										

Montreal Expos @ Philadelphia Phillies  
Veterans Stadium, Philadelphia, PA  
Fri Jul 07 1978, 7:05 PM EDT  
Att: 45,193 - Unknown

AB	36
R	4
H	11
RBI	4
BB	6
SO	4
LOB	22









Batter	1	2	3	4	5	6	7	8	9	AB	R	H	RBI	BB	SO	LOB	TOP										
Dave Cash, R OBP: 0.316, SLG: 0.338 Pepe Frias, R OBP: 0.429, SLG: 1.000	F8	P4		5-3		BB		SH2-4		3	0	0	0	1	0	1	<b>Montreal Expos @ Philadelphia Phillies</b> Veterans Stadium, Philadelphia, PA Sat Jul 08 1978, 7:05 PM EDT Att: 50,098 - Unknown										
Andra Dawson, R OBP: 0.297, SLG: 0.392	F8		6-3	6-3		F8		1B IBB		4	0	0	0	1	0	1											
Ellis Valentine, R OBP: 0.338, SLG: 0.500 Sam Mejias, R OBP: 0.261, SLG: 0.190			F8	K		K		G6-4-3 1B		5	0	2	2	0	2	1											
Larry Parrish, R OBP: 0.311, SLG: 0.472	P6			HR		4-3 2B		6-3	G6-4-3 1B	5	2	2	1	0	0	3											
Warren Cromartie, L OBP: 0.311, SLG: 0.375		4-3		HR		4-3		6-3		5	1	1	1	0	0	1											
Gary Carter, R OBP: 0.317, SLG: 0.367		5-3 3B		1B 2B		L4		P3		4	2	2	0	1	0	1											
Del Unser, L OBP: 0.330, SLG: 0.337		5-3 1B BB		BB		F2		4-3		3	1	1	1	2	0	1											
Chris Speier, R OBP: 0.340, SLG: 0.335		5-3				K		SH2-4 1B 1B		4	1	2	2	0	1	2											
Hal Dues, R OBP: 0.190, SLG: 0.190				K		4-3		SH2-4 1B 1B		4	1	2	1	0	1	2											
<b>Inning Stats</b>	R: 0 E: 0 K: 0 S: 4	H: 1 LOB: 1 BB: 0 P: 4	R: 2 E: 0 K: 0 S: 5	H: 2 LOB: 1 BB: 1 P: 9	R: 3 E: 0 K: 1 S: 9	H: 4 LOB: 2 BB: 1 P: 13	R: 0 E: 0 K: 1 S: 5	H: 0 LOB: 0 BB: 0 P: 5	R: 1 E: 0 K: 1 S: 7	H: 2 LOB: 1 BB: 0 P: 7	R: 0 E: 0 K: 0 S: 3	H: 0 LOB: 1 BB: 1 P: 7	R: 0 E: 0 K: 0 S: 3	H: 3 LOB: 2 BB: 1 P: 9	R: 0 E: 0 K: 0 S: 3	H: 0 LOB: 0 BB: 0 P: 3		1B: 6 2B: 3 3B: 1 HR: 2	SF: 0 SAC: 1 DP: 1 HBP: 0	WP: 0 PB: 0 SB: 0 CS: 0	PA: 43						
<b>PITCHER</b>	IP	WLS	BF	H	R	ER	SO	BB	IBB	HBP	BLK	WP	HR	S	P	ERA	WHIP										
Jim Lonborg, R ERA: 3.9	2.2	L	16	6	5	5	0	2	0	0	0	0	2	14	22	16.88	3.000										
Warren Brusstar, R ERA: 2.53	0.1		2	1	0	0	1	0	0	0	0	0	0	4	4	0.00	3.000										
Ron Reed, R ERA: 2.43	2.0		8	2	1	1	2	0	0	0	0	0	0	12	12	4.50	1.000										
Tug McGraw, L ERA: 2.36	2.0		8	0	0	0	1	2	0	0	0	0	0	8	16	0.00	1.000										
Randy Lerch, L ERA: 4.65	2.0		9	3	2	2	0	0	1	0	0	0	0	8	12	9.00	1.500										

Batter	1	2	3	4	5	6	7	8	9	AB	R	H	RBI	BB	SO	LOB	BOTTOM										
Bake McBride, L OBP: 0.326, SLG: 0.358 Randy Lerch, L OBP: 0.250, SLG: 0.320	4-3		F9		K		G4-6-3			4	0	0	0	0	1	3	<b>Montreal Expos @ Philadelphia Phillies</b> Veterans Stadium, Philadelphia, PA Sat Jul 08 1978, 7:05 PM EDT Att: 50,098 - Unknown										
Larry Bowa, S OBP: 0.327, SLG: 0.369		G6-3 1B	E3 1B		G3			F2		4	0	1	0	0	0	1											
Jose Cardenal, R OBP: 0.339, SLG: 0.459		G6-3	FC6-4 1B			F8		F9		4	0	1	0	0	0	1											
Greg Luzinski, R OBP: 0.368, SLG: 0.524			BB BB	FC6-4		F7		K		3	0	0	0	1	1	2											
Richie Hebner, L OBP: 0.352, SLG: 0.412		F7		4-3		HR		G4-6-3 BB		3	1	1	1	1	0	1											
Jerry Martin, R OBP: 0.368, SLG: 0.479		F8		K		F8		G4-6-3		4	0	0	0	0	1	2											
Bob Boone, R OBP: 0.336, SLG: 0.421				F8				1B 2B		3	0	2	0	1	0	0											
Bud Harrelson, S OBP: 0.313, SLG: 0.218			K		6-3		P6		4-3	4	0	0	0	0	1	4											
Jim Lonborg, R ERA: 3.9 Warren Brusstar, R ERA: 2.53 Ron Reed, R ERA: 2.43 Tug McGraw, L ERA: 2.36 Randy Lerch, L ERA: 4.65			G3					G4-6-3 1B		0	0	0	0	0	0	0											
<b>Inning Stats</b>	R: 0 E: 0 K: 0 S: 3	H: 1 LOB: 0 BB: 0 P: 3	R: 0 E: 0 K: 1 S: 5	H: 0 LOB: 2 BB: 2 P: 13	R: 0 E: 1 K: 0 S: 5	H: 1 LOB: 2 BB: 0 P: 5	R: 0 E: 0 K: 1 S: 5	H: 0 LOB: 0 BB: 0 P: 5	R: 0 E: 0 K: 0 S: 4	H: 2 LOB: 1 BB: 0 P: 4	R: 0 E: 0 K: 0 S: 4	H: 2 LOB: 1 BB: 0 P: 4	R: 0 E: 0 K: 1 S: 5	H: 0 LOB: 0 BB: 0 P: 5	R: 0 E: 0 K: 0 S: 3	H: 1 LOB: 1 BB: 1 P: 7		1B: 3 2B: 2 3B: 0 HR: 1	SF: 0 SAC: 0 DP: 3 HBP: 0	WP: 0 PB: 0 SB: 0 CS: 0	PA: 35						
<b>PITCHER</b>	IP	WLS	BF	H	R	ER	SO	BB	IBB	HBP	BLK	WP	HR	S	P	ERA	WHIP										
Hal Dues, R ERA: 2.25	9.0	W	35	6	1	1	4	4	0	0	0	0	1	39	55	1.00	1.111										



Batter	1	2	3	4	5	6	7	8	9	AB	R	H	RBI	BB	SO	LOB	TOP								
Dave Cash, R OBP: 0.315, SLG: 0.346																									
Darold Knowles, L OBP: 0.333, SLG: 0.333										4	1	1	1	0	2	1									
Andra Dawson, R OBP: 0.296, SLG: 0.359										5	1	1	1	0	2	0									
Ellis Valentine, R OBP: 0.342, SLG: 0.515										5	1	3	1	0	0	0									
Tony Perez, R OBP: 0.320, SLG: 0.435										4	1	2	0	1	1	1									
Del Unser, L OBP: 0.330, SLG: 0.337										0	0	0	0	0	0	0									
Larry Parrish, R OBP: 0.306, SLG: 0.464										5	0	0	0	0	2	5									
Warren Cromartie, L OBP: 0.316, SLG: 0.366										4	1	3	0	0	1	1									
Gary Carter, R OBP: 0.319, SLG: 0.389										4	2	2	4	0	0	1									
Chris Speier, R OBP: 0.339, SLG: 0.333										4	0	1	0	0	0	1									
Dan Schatzeder, L OBP: 0.200, SLG: 0.200										1	0	0	0	0	1	0									
Gary Firtle, R ERA: 2.88										0	0	0	0	0	0	0									
Sam Mejias, R ERA: 4.09										0	0	0	0	0	0	0									
Stan Bahnsen, R ERA: 4.1										0	0	0	0	0	0	0									
Mike Garman, R ERA: 5.5										0	0	0	0	0	0	0									
Stan Page, R ERA: 2.45										2	0	1	0	0	0	1									
<b>Inning Stats</b>	R: 2 E: 0 K: 0 S: 6	H: 4 LOB: 1 BB: 0 P: 6	R: 1 E: 0 K: 2 S: 8	H: 1 LOB: 0 BB: 0 P: 8	R: 0 E: 0 K: 2 S: 7	H: 0 LOB: 0 BB: 0 P: 7	R: 0 E: 0 K: 1 S: 6	H: 1 LOB: 1 BB: 0 P: 6	R: 0 E: 0 K: 2 S: 7	H: 0 LOB: 0 BB: 0 P: 7	R: 0 E: 0 K: 2 S: 8	H: 1 LOB: 1 BB: 0 P: 8	R: 0 E: 0 K: 0 S: 4	H: 1 LOB: 1 BB: 0 P: 4	R: 4 E: 0 K: 0 S: 8	H: 5 LOB: 1 BB: 0 P: 8	R: 0 E: 0 K: 1 S: 6	H: 1 LOB: 2 BB: 1 P: 10	1B: 6 2B: 2 3B: 1 HR: 5	SF: 0 SAC: 0 DP: 0 HBP: 0	WP: 0 PB: 0 SB: 1 CS: 2	PA: 42			
<b>PITCHER</b>	IP	WLS	BF	H	R	ER	SO	BB	IBB	HBP	BLK	WP	HR	S	P	ERA	WHIP								
Steve Carlton, L	7.0		29	9	4	4	9	0	0	0	0	0	4	47	47	5.14	1.286								
Rawly Eastwick, R	1.0		7	4	3	3	0	0	0	0	0	0	1	7	7	27.00	4.000								
Tug McGraw, L	1.0	W	5	1	0	0	1	0	1	0	0	0	0	6	10	0.00	1.000								

Montreal Expos @ Philadelphia Phillies  
Veterans Stadium, Philadelphia, PA  
Sun Jul 09 1978, 3:33 AM EDT  
Att: 40,949 - Unknown

AB	40
R	7
H	14
RBI	7
BB	1
SO	10
LOB	11



Batter	1	2	3	4	5	6	7	8	9	AB	R	H	RBI	BB	SO	LOB	BOTTOM								
Jerry Martin, R OBP: 0.377, SLG: 0.492										5	1	3	1	0	0	0									
Larry Bowa, S OBP: 0.323, SLG: 0.364										5	0	0	0	0	0	5									
Garry Maddox, R OBP: 0.354, SLG: 0.438										5	1	1	0	0	2	2									
Greg Luzinski, R OBP: 0.372, SLG: 0.525										3	1	1	0	2	0	0									
Jose Cardenal, R OBP: 0.358, SLG: 0.478										4	2	3	2	1	0	1									
Richie Hebner, L OBP: 0.362, SLG: 0.448										4	2	3	5	1	0	1									
Tim McCarver, L OBP: 0.359, SLG: 0.321										3	0	1	0	0	0	2									
Bob Boone, R OBP: 0.335, SLG: 0.419										1	0	0	0	0	0	0									
Ted Sizemore, R OBP: 0.295, SLG: 0.240										4	1	1	0	0	0	1									
Steve Carlton, L OBP: 0.319, SLG: 0.333										2	0	1	0	1	0	0									
Rawly Eastwick, R										0	0	0	0	0	0	0									
Mike Schmidt, R OBP: 0.349, SLG: 0.437										1	0	0	0	0	0	0									
Tug McGraw, R										0	0	0	0	0	0	0									
<b>Inning Stats</b>	R: 0 E: 0 K: 1 S: 5	H: 0 LOB: 0 BB: 0 P: 5	R: 3 E: 0 K: 0 S: 7	H: 5 LOB: 2 BB: 1 P: 11	R: 0 E: 0 K: 0 S: 3	H: 0 LOB: 2 BB: 2 P: 11	R: 0 E: 0 K: 0 S: 3	H: 0 LOB: 0 BB: 0 P: 3	R: 0 E: 0 K: 1 S: 5	H: 0 LOB: 0 BB: 0 P: 5	R: 3 E: 0 K: 0 S: 8	H: 5 LOB: 2 BB: 0 P: 8	R: 0 E: 0 K: 0 S: 2	H: 0 LOB: 0 BB: 1 P: 6	R: 0 E: 0 K: 0 S: 3	H: 0 LOB: 0 BB: 0 P: 3	R: 2 E: 0 K: 0 S: 5	H: 4 LOB: 3 BB: 1 P: 9	1B: 8 2B: 4 3B: 0 HR: 2	SF: 0 SAC: 0 DP: 1 HBP: 0	WP: 2 PB: 0 SB: 0 CS: 1	PA: 42			
<b>PITCHER</b>	IP	WLS	BF	H	R	ER	SO	BB	IBB	HBP	BLK	WP	HR	S	P	ERA	WHIP								
Dan Schatzeder, L	1.2		10	5	3	3	1	1	0	0	0	1	0	7	15	0.00	0.429								
Gerry Firtle, R	2.1		9	0	0	0	0	1	1	0	0	1	0	7	15	0.00	0.429								
Stan Bahnsen, R	1.1		9	5	3	3	1	0	0	0	0	0	1	11	11	20.25	3.750								
Mike Garman, R	0.2		2	0	0	0	0	0	0	0	0	0	0	2	2	0.00	0.000								
Darold Knowles, L	2.1	L	12	4	2	2	0	1	1	0	0	0	0	10	18	7.71	2.143								

Montreal Expos @ Philadelphia Phillies  
Veterans Stadium, Philadelphia, PA  
Sun Jul 09 1978, 3:33 AM EDT  
Att: 40,949 - Unknown

AB	37
R	8
H	14
RBI	8
BB	5
SO	2
LOB	12





Batter	1	2	3	4	5	6	7	8	9	AB	R	H	RBI	BB	SO	LOB	TOP			
Terry Puhl, L OBP: 0.341, SLG: 0.401 Joe Sambito, L (8, 1)	F5		E3		G3			1-3		4	0	0	0	0	0	2				
Jesus Alou, R OBP: 0.333, SLG: 0.367	F4		G6-4-3			6-3			3-1	4	0	0	0	0	0	2				
Enos Cabell, R OBP: 0.324, SLG: 0.391	F8			E5						4	0	2	0	0	0	0				
Bob Watson, R OBP: 0.361, SLG: 0.463		1-3		F9		6-3			G6-4-3	4	0	0	0	0	0	3				
Art Howe, R OBP: 0.334, SLG: 0.415		BLK BB		4-3						2	0	1	0	1	0	1				
Jose Cruz, L OBP: 0.348, SLG: 0.408	F7			K				G6-3		3	0	0	0	0	1	3				
Luis Pujols, R OBP: 0.250, SLG: 0.250	K				F7			F8		3	0	0	0	0	1	1				
Mike Fischlin, R OBP: 0.203, SLG: 0.148			5-3							2	0	1	0	1	0	0				
Joe Niekro, R OBP: 0.261, SLG: 0.304 Ken Forsch, R OBP: 0.143, SLG: 0.143 Wilbur Howard, S OBP: 0.299, SLG: 0.343					SH2-4 1B				G1-6-3 BB	1	0	1	0	0	0	0				
					SH2-4 1-2					0	0	0	0	0	0	0				
										1	0	0	0	0	0	1				
<b>Inning Stats</b>	R: 0 E: 0 K: 0 S: 3	H: 0 LOB: 0 BB: 0 P: 3	R: 0 E: 0 K: 1 S: 5	H: 0 LOB: 1 BB: 1 P: 9	R: 0 E: 1 K: 0 S: 4	H: 1 LOB: 1 BB: 0 P: 4	R: 0 E: 1 K: 1 S: 6	H: 0 LOB: 1 BB: 0 P: 6	R: 0 E: 0 K: 0 S: 3	H: 1 LOB: 1 BB: 0 P: 3	R: 0 E: 0 K: 0 S: 3	H: 1 LOB: 0 BB: 0 P: 3	R: 0 E: 0 K: 0 S: 2	H: 0 LOB: 0 BB: 1 P: 6	R: 0 E: 0 K: 0 S: 3	H: 1 LOB: 0 BB: 0 P: 3	1B: 4 2B: 1 3B: 0 HR: 0	SF: 0 SAC: 1 DP: 4 HBP: 0	WP: 0 PB: 0 SB: 0 CS: 1	PA: 31
<b>PITCHER</b> Ross Grimsley, L ERA: 2.92	IP: 9.0 WLS: W BF: 31 H: 5 R: 0 ER: 0 SO: 2 BB: 2 IBB: 0 HBP: 0 BLK: 1 WP: 0 HR: 0 S: 33 P: 41 ERA: 0.00 WHIP: 0.778																			

Houston Astros @ Montreal Expos  
Olympic Stadium, Montreal, QB  
Thu Jul 13 1978, 7:05 PM EDT  
Att: 15,337 - Unknown

AB	28
R	0
H	5
RBI	0
BB	2
SO	2
LOB	13



Batter	1	2	3	4	5	6	7	8	9	AB	R	H	RBI	BB	SO	LOB	BOTTOM			
Dave Cash, R OBP: 0.316, SLG: 0.345 Del Unser, L OBP: 0.330, SLG: 0.337	F3		SH2-3 1B			SH2-3 1B	F9	FC5		4	1	1	0	1	0	3				
Andre Dawson, R OBP: 0.293, SLG: 0.395	F8		K			SH2-3	FC6-4 S			3	0	0	0	0	1	3				
Ellis Valentine, R OBP: 0.341, SLG: 0.511	F7				F8			5-3		4	1	1	1	0	0	1				
Tony Perez, R OBP: 0.322, SLG: 0.440 Pepe Frias, R OBP: 0.429, SLG: 1.000		F4		5-3		1B PB 1B		2B 2B		4	1	2	0	0	0	0				
Larry Parrish, R OBP: 0.305, SLG: 0.464		1-3		K			F7	1B 2B		4	1	1	1	0	1	2				
Warren Cromartie, L OBP: 0.318, SLG: 0.367		F9				G6-4-3 PB 1B		F7		4	1	2	1	0	0	1				
Gary Carter, R OBP: 0.324, SLG: 0.394			6-3			G6-4-3 HBP 1B		FC5 1B BB		2	0	1	1	1	0	0				
Chris Speier, R OBP: 0.338, SLG: 0.336			FC1 2B			G6-4-3 1-2 2-3	G3	K		4	0	1	0	0	1	5				
Ross Grimsley, L OBP: 0.208, SLG: 0.163			FC1 BB			K			FC6-4 1B	4	0	2	1	0	1	2				
<b>Inning Stats</b>	R: 0 E: 0 K: 0 S: 3	H: 0 LOB: 0 BB: 0 P: 3	R: 0 E: 0 K: 1 S: 6	H: 1 LOB: 2 BB: 1 P: 10	R: 0 E: 0 K: 1 S: 5	H: 0 LOB: 0 BB: 0 P: 5	R: 0 E: 0 K: 1 S: 5	H: 1 LOB: 1 BB: 0 P: 6	R: 4 E: 0 K: 0 S: 8	H: 5 LOB: 1 BB: 0 P: 8	R: 0 E: 0 K: 0 S: 4	H: 1 LOB: 1 BB: 0 P: 4	R: 2 E: 0 K: 1 S: 8	H: 3 LOB: 2 BB: 1 P: 12	R: 0 E: 0 K: 1 S: 8	H: 0 LOB: 0 BB: 0 P: 3	1B: 7 2B: 4 3B: 0 HR: 0	SF: 0 SAC: 1 DP: 1 HBP: 1	WP: 0 PB: 2 SB: 1 CS: 0	PA: 37
<b>PITCHER</b> Joe Niekro, R ERA: 5.69 Ken Forsch, R ERA: 3.18 Joe Sambito, L ERA: 3.35	IP: 5.2 WLS: L BF: 25 H: 7 R: 4 ER: 4 SO: 3 BB: 1 IBB: 0 HBP: 1 BLK: 0 WP: 0 HR: 0 S: 29 P: 34 ERA: 6.35 WHIP: 1.412																			

Houston Astros @ Montreal Expos  
Olympic Stadium, Montreal, QB  
Thu Jul 13 1978, 7:05 PM EDT  
Att: 15,337 - Unknown

AB	33
R	6
H	11
RBI	5
BB	2
SO	4
LOB	17









Batter	1	2	3	4	5	6	7	8	9	10	AB	R	H	RBI	BB	SO	LOB	TOP						
Rafael Landestoy, S OBP: 0.368, SLG: 0.333	(1, 6) X 0-0 6-3		(1, 6) X 0-0 L5							(1, 6) X 0-0 SH1-4	(1, 6) X 0-0 F8	4	0	1	0	1	0	3						
Terry Puhl, L OBP: 0.345, SLG: 0.403	(1, 8) X 0-0 F8			(1, 8) X 0-0 E7	(1, 8) X 0-0 CS	(1, 8) X 0-0 1-3 BLK	(1, 8) X 0-0 F7			(1, 8) X 0-0 F8		5	2	2	0	0	0	3						
Enos Cabell, R OBP: 0.321, SLG: 0.385	(1, 5) X 0-0 F9			(1, 5) X 0-0 4-3		(1, 5) X 0-0 1-3	(1, 5) X 0-0 L9			(1, 5) X 0-3 K		5	0	0	1	0	1	4						
Jose Cruz, L OBP: 0.343, SLG: 0.399		(1, 9) X 0-0 F3 HBP		(1, 9) X 0-0 F9		(1, 9) X 0-0 4-3		(1, 9) X 0-0 F7		(1, 9) X 0-0 F5		5	0	1	1	0	0	0						
Bob Watson, R OBP: 0.361, SLG: 0.458	(1, 3) H 1-0											1	0	1	0	0	0	0						
Denny Walling, L OBP: 0.307, SLG: 0.304	(4, PR) (4, 7) X 1-2 G3-6-3											1	1	0	0	2	0	0						
Art Howe, R OBP: 0.338, SLG: 0.413	(1, 4) X 0-0 F3			(1, 4) X 0-0 4-3								4	1	1	0	1	0	4						
Dave Bergman, L OBP: 0.329, SLG: 0.148	(1, 7) (4, 3) X 0-0 G3-6-3											2	0	0	0	3	0	3						
Luis Pujols, R OBP: 0.250, SLG: 0.294			(1, 2) X 0-0 5-3									5	1	1	2	0	1	6						
Mark Lemongello, R OBP: 0.195, SLG: 0.179	(1, 1) X 0-0											3	0	1	0	0	0	1						
Ken Forsch, R OBP: 0.250, SLG: 0.250	(8, 1) X 0-0											1	0	1	0	0	0	0						
Jesus Alou, R OBP: 0.341, SLG: 0.367	(10, PH) X 0-0											0	0	0	1	1	0	0						
Bo McLaughlin, R OBP: 0.341, SLG: 0.367	(10, 1) X 0-0											0	0	0	0	0	0	0						
<b>Inning Stats</b>	R: 0 E: 0 K: 0 S: 3	H: 0 LOB: 0 BB: 0 P: 3	R: 0 E: 0 K: 0 S: 3	H: 1 LOB: 1 BB: 0 P: 4	R: 0 E: 0 K: 0 S: 3	H: 0 LOB: 0 BB: 0 P: 3	R: 1 E: 1 K: 0 S: 5	H: 2 LOB: 1 BB: 0 P: 5	R: 0 E: 0 K: 0 S: 2	H: 0 LOB: 1 BB: 2 P: 10	R: 1 E: 0 K: 0 S: 4	H: 1 LOB: 0 BB: 0 P: 4	R: 2 E: 0 K: 0 S: 6	H: 3 LOB: 2 BB: 1 P: 10	R: 0 E: 0 K: 1 S: 6	H: 0 LOB: 2 BB: 2 P: 11	R: 0 E: 0 K: 1 S: 6	H: 1 LOB: 1 BB: 0 P: 6	R: 1 E: 0 K: 1 S: 6	H: 1 LOB: 3 BB: 3 P: 18	1B: 8 2B: 0 3B: 0 HR: 1	SF: 0 SAC: 1 DP: 1 HBP: 1	WP: 1 PB: 0 SB: 1 CS: 1	PA: 47
<b>PITCHER</b>	IP WLS BF H R ER SO	IP WLS BF H R ER SO	IP WLS BF H R ER SO	IP WLS BF H R ER SO	IP WLS BF H R ER SO	IP WLS BF H R ER SO	IP WLS BF H R ER SO	IP WLS BF H R ER SO	IP WLS BF H R ER SO	IP WLS BF H R ER SO	IP WLS BF H R ER SO	IP WLS BF H R ER SO	IP WLS BF H R ER SO	IP WLS BF H R ER SO	IP WLS BF H R ER SO	IP WLS BF H R ER SO	IP WLS BF H R ER SO	IP WLS BF H R ER SO	IP WLS BF H R ER SO	IP WLS BF H R ER SO	ERA WHIP	ERA WHIP		
Hal Dues, R ERA: 2.54	(1, 1) 6.1																				5.68	1.421		
Darold Knowles, L ERA: 2.34	(7, 1) 0.2																				0.00	1.500		
Gerry Pirtle, R ERA: 0.71	(8, 1) 3.0	L 16																			3.00	2.000		

Houston Astros @ Montreal Expos  
Olympic Stadium, Montreal, QB  
Fri Jul 14 1978, 7:05 PM EDT  
Att: 21,696 - Unknown

AB	36
R	5
H	9
RBI	5
BB	8
SO	2
LOB	24



Batter	1	2	3	4	5	6	7	8	9	10	AB	R	H	RBI	BB	SO	LOB	BOTTOM						
Dave Cash, R OBP: 0.314, SLG: 0.340	(1, 4) X 0-0 F2											5	0	1	0	0	0	0						
Del Unser, L OBP: 0.322, SLG: 0.327	(1, 8) X 0-0 F7											4	0	0	0	0	0	2						
Gerry Pirtle, R OBP: 0.301, SLG: 0.456	(8, 1) X 0-0 G3											0	0	0	0	0	0	0						
Larry Parrish, R OBP: 0.301, SLG: 0.456	(10, PH) X 0-0											1	0	1	0	0	0	0						
Ellis Valentine, R OBP: 0.345, SLG: 0.520	(1, 9) X 0-0 1B											5	2	3	1	0	1	1						
Tony Perez, R OBP: 0.331, SLG: 0.451	(1, 3) X 0-0											4	0	3	1	0	0	0						
Sam Mejias, R OBP: 0.250, SLG: 0.182	(10, PR) X 1-2											0	0	0	0	0	0	0						
Warren Cromartie, L OBP: 0.312, SLG: 0.377	(1, 7) X 0-0 4-3											5	0	0	0	0	0	6						
Wayne Garrett, L OBP: 0.267, SLG: 0.224	(1, 5) X 0-0 4-3											2	0	0	0	2	1	0						
Chris Speier, R OBP: 0.338, SLG: 0.328	(1, 6) X 4-0											3	1	0	0	1	0	4						
Ed Herrmann, L OBP: 0.190, SLG: 0.169	(1, 2) X 0-0											4	0	1	1	0	0	0						
Hal Dues, R OBP: 0.174, SLG: 0.174	(1, 1) X 0-3											2	0	0	0	0	2	1						
Darold Knowles, L ERA: 2.97	(7, 1) X 0-0											0	0	0	0	0	0	0						
Andre Dawson, R OBP: 0.290, SLG: 0.399	(7, PH) (8, 8) X 0-0											2	1	1	1	0	0	0						
<b>Inning Stats</b>	R: 0 E: 0 K: 0 S: 5	H: 2 LOB: 2 BB: 0 P: 5	R: 1 E: 0 K: 1 S: 7	H: 2 LOB: 2 BB: 1 P: 11	R: 0 E: 0 K: 0 S: 3	H: 0 LOB: 0 BB: 0 P: 3	R: 0 E: 0 K: 1 S: 5	H: 0 LOB: 0 BB: 0 P: 5	R: 0 E: 0 K: 1 S: 5	H: 0 LOB: 0 BB: 0 P: 5	R: 1 E: 0 K: 0 S: 3	H: 1 LOB: 1 BB: 1 P: 8	R: 1 E: 0 K: 0 S: 4	H: 1 LOB: 0 BB: 0 P: 4	R: 1 E: 0 K: 0 S: 4	H: 2 LOB: 1 BB: 1 P: 8	R: 0 E: 0 K: 0 S: 3	H: 0 LOB: 0 BB: 0 P: 3	R: 0 E: 0 K: 1 S: 6	H: 2 LOB: 2 BB: 0 P: 6	1B: 5 2B: 3 3B: 1 HR: 2	SF: 0 SAC: 0 DP: 3 HBP: 1	WP: 0 PB: 0 SB: 0 CS: 0	PA: 41
<b>PITCHER</b>	IP WLS BF H R ER SO	IP WLS BF H R ER SO	IP WLS BF H R ER SO	IP WLS BF H R ER SO	IP WLS BF H R ER SO	IP WLS BF H R ER SO	IP WLS BF H R ER SO	IP WLS BF H R ER SO	IP WLS BF H R ER SO	IP WLS BF H R ER SO	IP WLS BF H R ER SO	IP WLS BF H R ER SO	IP WLS BF H R ER SO	IP WLS BF H R ER SO	IP WLS BF H R ER SO	IP WLS BF H R ER SO	IP WLS BF H R ER SO	IP WLS BF H R ER SO	IP WLS BF H R ER SO	IP WLS BF H R ER SO	ERA WHIP	ERA WHIP		
Mark Lemongello, R ERA: 3.83	(1, 1) 7.0																				5.14	1.286		
Ken Forsch, R ERA: 2.97	(8, 1) 2.0	W 7																			0.00	0.500		
Bo McLaughlin, R ERA: 4.2	(10, 1) 1.0	S 4																			0.00	2.000		

Houston Astros @ Montreal Expos  
Olympic Stadium, Montreal, QB  
Fri Jul 14 1978, 7:05 PM EDT  
Att: 21,696 - Unknown

AB	37
R	4
H	10
RBI	4
BB	3
SO	4
LOB	14





Batter	1	2	3	4	5	6	7	8	9	AB	R	H	RBI	BB	SO	LOB	TOP
Rafael Landestoy S OBP: 0.349, SLG: 0.318 (1, 6)	0-0 5-3			0-3 K		0-0 G3		0-0 BB 1B	4 0 1 0 0 1 0								
Terry Puhl L OBP: 0.341, SLG: 0.398 (1, 8)	0-0 6-3			0-3 K		0-0 B1-3		0-0 F8	4 0 0 0 0 1 1								
Enos Cabell R OBP: 0.320, SLG: 0.384 (1, 5)	0-0 5-3			0-0 F7			0-0 6-3	0-0 BB 1B	4 0 1 0 0 0 0								
Bob Watson R OBP: 0.360, SLG: 0.459 (1, 3)		0-0 L8			0-0 FC4-5 2B		0-0 L9	0-0 F9	4 0 1 0 0 0 2								
Art Howe R OBP: 0.340, SLG: 0.413 (1, 4)		0-0 G6-4-3 1B			0-0 FC4-5 BB 1B 2-3		0-0 5-3	4-0 BB	3 0 1 0 1 0 1								
Jesus Alou R OBP: 0.348, SLG: 0.386 (1, 7)		0-0 G6-4-3 1-2			0-0 BB 1B 1-2			0-0 L9	4 0 2 0 0 0 4								
Jose Cruz L OBP: 0.342, SLG: 0.397 (1, 9)			0-3 K		4-0 BB 1B 1-2 2-3		0-0 6-3		2 0 0 0 1 1 1								AB 31
Luis Pujols R OBP: 0.237, SLG: 0.278 Bo McLaughlin R (8, 1)			0-3 K		0-0 G6-3 1-2		0-0 F4		3 0 0 0 0 1 4								R 0
Tom Dixon R OBP: 0.174, SLG: 0.136 Rick Williams R Mike Fischlin R Oscar Zamora R Wilbur Howard S (1, 1) (3, 1) (6, Ph) (6, 1) (8, Ph) (8, 2)			0-0 6-3		0-0 5-3		0-0 5-3		1 0 0 0 0 0 0								H 6
									0 0 0 0 0 0 0								RBI 0
									1 0 0 0 0 0 0								BB 2
									0 0 0 0 0 0 0								SO 4
									1 0 0 0 0 0 1								LOB 14
<b>Inning Stats</b>	R: 0 H: 0 E: 0 LOB: 0 K: 0 BB: 0 S: 3 P: 3	R: 0 H: 1 E: 0 LOB: 0 K: 0 BB: 0 S: 3 P: 3	R: 0 H: 0 E: 0 LOB: 0 K: 2 BB: 0 S: 7 P: 7	R: 0 H: 0 E: 0 LOB: 0 K: 2 BB: 0 S: 7 P: 7	R: 0 H: 2 E: 0 LOB: 2 K: 0 BB: 1 S: 4 P: 8	R: 0 H: 0 E: 0 LOB: 0 K: 0 BB: 0 S: 3 P: 3	R: 0 H: 0 E: 0 LOB: 0 K: 0 BB: 0 S: 3 P: 3	R: 0 H: 1 E: 0 LOB: 1 K: 0 BB: 0 S: 4 P: 4	R: 0 H: 2 E: 0 LOB: 3 K: 0 BB: 1 S: 5 P: 9	1B: 4 SF: 0 2B: 2 SAC: 0 3B: 0 DP: 2 HR: 0 HBP: 0	WP: 0 PA: 33 PB: 0 SB: 0 CS: 0						
<b>PITCHER</b> Woodie Fryman, L ERA: 4.08 (1, 1)	IP 9.0 WLS W BF 33 H 6 R 0 ER 0 SO 4 BB 2 IBB 0 HBP 0 BLK 0 WP 0 HR 0 S 39 P 47 ERA 0.00 WHIP 0.889											<b>PITCHER</b> IP WLS BF H R ER SO BB IBB HBP BLK WP HR S P ERA WHIP					

Houston Astros @ Montreal Expos  
Olympic Stadium, Montreal, QB  
Sat Jul 15 1978, 7:05 PM EDT  
Att: 15,360 - Unknown



Batter	1	2	3	4	5	6	7	8	9	AB	R	H	RBI	BB	SO	LOB	BOTTOM
Dave Cash R OBP: 0.312, SLG: 0.337 Stan Papi R OBP: 0.341, SLG: 0.377 (1, 4) (6, 6)	0-0 5-3	0-0 6-3		0-0 F8			0-0 3B 2B		3 0 0 0 0 0 0								
Andra Dawson R OBP: 0.295, SLG: 0.417 (1, 8)	4-0 1B 2B BB		0-0 HR	0-0 6-3		0-0 2H 3B			3 2 2 2 1 0 0								
Ellis Valentine R OBP: 0.348, SLG: 0.521 Pepe Frias R OBP: 0.333, SLG: 0.778 (1, 9) (6, 4)	0-0 2B 1B		0-0 2B 1B	0-0 5-3		0-0 F2			3 2 2 0 0 0 0								
Tony Perez R OBP: 0.332, SLG: 0.455 Del Unser L OBP: 0.317, SLG: 0.321 (1, 3) (4, 3)	0-0 E 2B		0-3 K		0-0 G3		0-3 K		2 1 1 2 0 1 1								
Larry Parrish R OBP: 0.301, SLG: 0.457 (1, 5)	0-0 F7		0-0 1B 2B		0-3 K		0-3 K		4 1 1 1 0 2 2								
Warren Cromartie L OBP: 0.331, SLG: 0.375 (1, 7)	0-0 E9 1B		0-0 G3		0-0 4-3		0-0 G3		4 0 1 0 0 0 1								
Gary Carter R OBP: 0.324, SLG: 0.390 Ed Herrmann L OBP: 0.190, SLG: 0.169 (1, 2) (9, 2)	0-0 F8		0-0 BLK 1B		0-0 F3		0-0 L6		4 1 1 1 0 0 1								AB 34
Chris Speier R OBP: 0.339, SLG: 0.330 Sam Mejias R OBP: 0.231, SLG: 0.167 (1, 6) (6, 9)		0-0 L7		0-0 1B		0-0 F7		0-0 6-3	0 0 0 0 0 0 0								R 8
Woodie Fryman R OBP: 0.036, SLG: 0.074 (1, 1)		0-0 5-3		0-0 1-3		0-0 5-3			2 0 1 1 0 0 0								H 10
									2 0 0 0 0 0 0								RBI 7
									3 0 0 0 0 0 1								BB 1
																	SO 4
																	LOB 8
<b>Inning Stats</b>	R: 3 H: 3 E: 1 LOB: 1 K: 0 BB: 1 S: 6 P: 10	R: 0 H: 0 E: 0 LOB: 0 K: 0 BB: 0 S: 3 P: 3	R: 4 H: 5 E: 0 LOB: 1 K: 1 BB: 0 S: 10 P: 10	R: 0 H: 0 E: 0 LOB: 0 K: 0 BB: 0 S: 3 P: 3	R: 0 H: 0 E: 0 LOB: 0 K: 1 BB: 0 S: 5 P: 5	R: 0 H: 0 E: 0 LOB: 0 K: 0 BB: 0 S: 3 P: 3	R: 1 H: 2 E: 0 LOB: 1 K: 2 BB: 0 S: 9 P: 9	R: 0 H: 0 E: 0 LOB: 0 K: 0 BB: 0 S: 3 P: 3	1B: 5 SF: 0 2B: 3 SAC: 0 3B: 1 DP: 0 HR: 1 HBP: 0	WP: 0 PA: 35 PB: 0 SB: 0 CS: 0							
<b>PITCHER</b> Tom Dixon R ERA: 3.13 Rick Williams R ERA: 3.71 Oscar Zamora R ERA: 9.0 Bo McLaughlin R ERA: 3.94 (1, 1) (3, 1) (6, 1) (8, 1)	IP 2.1 WLS L BF 14 H 6 R 6 ER 5 SO 1 BB 1 IBB 0 HBP 0 BLK 0 WP 0 HR 0 S 15 P 19 ERA 19.29 WHIP 3.000											<b>PITCHER</b> IP WLS BF H R ER SO BB IBB HBP BLK WP HR S P ERA WHIP					

Houston Astros @ Montreal Expos  
Olympic Stadium, Montreal, QB  
Sat Jul 15 1978, 7:05 PM EDT  
Att: 15,360 - Unknown





Batter	1	2	3	4	5	6	7	8	9	AB	R	H	RBI	BB	SO	LOB	TOP		
Rafael Landestoy, S OBP: 0.299, SLG: 0.269 (1, 6)	F9		K		F4		4-3			4	0	0	0	0	1	4			
Terry Puhl, L OBP: 0.340, SLG: 0.395 (1, 8)	K			L7 SF7 1B BB		4-3		F8		3	1	0	0	1	1	0			
Enos Cabell, R OBP: 0.319, SLG: 0.383 (1, 5)	5-3			SF7 1B		5-3		F8		4	0	1	0	0	0	0			
Bob Watson, R OBP: 0.359, SLG: 0.456 (1, 3)		6-3		L7		F7				4	0	1	0	0	0	2			
Art Howe, R OBP: 0.339, SLG: 0.415 (1, 4)				SF7				F8		3	0	1	1	0	0	1			
Jesus Alou, R OBP: 0.355, SLG: 0.391 (1, 7)	F9			F8						4	0	2	0	0	0	2			
Jose Cruz, L OBP: 0.341, SLG: 0.395 (1, 9)	L9				L7					4	0	1	0	0	0	2			
Luis Pujols, R OBP: 0.222, SLG: 0.259 (1, 2)			K		6-3			F8		4	0	0	0	0	1	3			
Floyd Bannister, L Oscar Zamora, R Rick Williams, R Reggie Baldwin, R Bo McLaughlin, R Jimmy Sexton, R OBP: 0.167, SLG: 0.174 OBP: 0.279, SLG: 0.335 OBP: 0.231, SLG: 0.167 OBP: 0.273, SLG: 0.160 (6, 1) (7, PH) (7, 1) (6, PH)			K					FC6-4 1B		2	0	1	0	0	1	0			
<b>Inning Stats</b>	R: 0 E: 0 K: 1 S: 5	H: 0 LOB: 0 BB: 0 P: 5	R: 0 E: 0 K: 0 S: 4	H: 1 LOB: 1 BB: 0 P: 4	R: 0 E: 0 K: 3 S: 9	H: 0 LOB: 0 BB: 0 P: 9	R: 1 E: 0 K: 0 S: 4	H: 1 LOB: 1 BB: 1 P: 8	R: 0 E: 0 K: 0 S: 3	H: 0 LOB: 0 BB: 0 P: 3	R: 0 E: 0 K: 0 S: 5	H: 2 LOB: 2 BB: 1 P: 9	R: 0 E: 0 K: 0 S: 4	H: 1 LOB: 1 BB: 0 P: 4	R: 0 E: 0 K: 0 S: 4	H: 1 LOB: 1 BB: 0 P: 4	1B: 5 2B: 2 3B: 0 HR: 0	SF: 1 SAC: 0 DP: 0 HBP: 0	WP: 0 PA: 36 PB: 0 SB: 0 CS: 0
<b>PITCHER</b> Dan Schatzeder, L ERA: 2.65 (1, 1)	IP: 9.0 WLS: W BF: 36 H: 7 R: 1 ER: 1 SO: 4 BB: 2 IBB: 0 HBP: 0 BLK: 0 WP: 0 HR: 0 S: 42 P: 50 ERA: 1.00 WHIP: 1.000															<b>PITCHER</b>			

Houston Astros @ Montreal Expos  
Olympic Stadium, Montreal, QB  
Sun Jul 16 1978, 3:33 AM EDT  
Att: 21,440 - Unknown

AB 33  
R 1  
H 7  
RBI 1  
BB 2  
SO 4  
LOB 15



Batter	1	2	3	4	5	6	7	8	9	AB	R	H	RBI	BB	SO	LOB	BOTTOM		
Dave Cash, R OBP: 0.318, SLG: 0.349 Pepe Frias, R OBP: 0.333, SLG: 0.778 (7, PR) (8, 4)		F5			G5-4-3 1B 1B	1B 2B 2B	F8 1B			5	2	4	1	0	0	2			
Andra Dawson, R OBP: 0.297, SLG: 0.417 (1, 8)	K		L5		G5-4-3 1B	2B 1B	F8 1B			5	1	2	0	0	1	2			
Ellis Valentine, R OBP: 0.346, SLG: 0.520 Sam Mejias, R OBP: 0.231, SLG: 0.167 (1, 9) (9, 9)	K		F8		G5-4-3 1B	1B 2B	K			5	1	1	1	0	2	5			
Tony Perez, R OBP: 0.336, SLG: 0.455 Del Unser, L OBP: 0.317, SLG: 0.321 (1, 3) (9, 3)	5-3			1B	1B BB	1B 1B	K			4	0	2	1	1	1	1			
Larry Parrish, R OBP: 0.305, SLG: 0.457 (1, 5)		K		1B	FC5 1B	1B 1B	G3			4	0	2	1	1	1	0			
Warren Cromartie, L OBP: 0.315, SLG: 0.378 (1, 7)		1B 1B	K		1B BB	1B 1B	4-3			5	1	3	1	0	1	2			
Gary Carter, R OBP: 0.324, SLG: 0.388 (1, 2)		1B 1B			F5 FC5	K				4	0	1	0	0	1	6			
Chris Speier, R OBP: 0.334, SLG: 0.325 (1, 6)		F4		K		F7 K				4	0	0	0	0	2	5			
Dan Schatzeder, L OBP: 0.286, SLG: 0.357 (1, 1)			G3		G3	S 2B 2B	K			4	1	2	1	0	1	0			
<b>Inning Stats</b>	R: 0 E: 0 K: 2 S: 8	H: 1 LOB: 1 BB: 0 P: 8	R: 1 E: 0 K: 1 S: 8	H: 3 LOB: 2 BB: 0 P: 8	R: 0 E: 0 K: 1 S: 7	H: 2 LOB: 2 BB: 0 P: 7	R: 0 E: 0 K: 1 S: 5	H: 0 LOB: 0 BB: 0 P: 5	R: 1 E: 0 K: 0 S: 6	H: 4 LOB: 3 BB: 1 P: 10	R: 4 E: 0 K: 2 S: 13	H: 6 LOB: 3 BB: 1 P: 17	R: 0 E: 0 K: 2 S: 8	H: 1 LOB: 2 BB: 0 P: 8	R: 0 E: 0 K: 1 S: 5	H: 0 LOB: 0 BB: 0 P: 5	1B: 13 2B: 4 3B: 0 HR: 0	SF: 0 SAC: 0 DP: 1 HBP: 0	WP: 0 PA: 42 PB: 0 SB: 1 CS: 0
<b>PITCHER</b> Floyd Bannister, L ERA: 3.65 Oscar Zamora, R ERA: 11.0 Rick Williams, R ERA: 3.57 Bo McLaughlin, R ERA: 3.5 (1, 1) (6, 1) (6, 1) (7, 1)	IP: 5.1 WLS: L BF: 28 H: 12 R: 4 ER: 4 SO: 5 BB: 1 IBB: 0 HBP: 0 BLK: 0 WP: 0 HR: 0 S: 37 P: 41 ERA: 6.75 WHIP: 2.438															<b>PITCHER</b>			

Houston Astros @ Montreal Expos  
Olympic Stadium, Montreal, QB  
Sun Jul 16 1978, 3:33 AM EDT  
Att: 21,440 - Unknown

AB 40  
R 6  
H 17  
RBI 6  
BB 2  
SO 10  
LOB 23






Batter	1	2	3	4	5	6	7	8	9	AB	R	H	RBI	BB	SO	LOB	TOP					
Dave Cash, R OBP: 0.322, SLG: 0.352 (1, 4)										5	1	3	0	0	0	2	<b>Montreal Expos @ Cincinnati Reds</b> Riverfront Stadium, Cincinnati, OH Mon Jul 17 1978, 7:05 PM EDT Att: 32,113 - Unknown					
Andra Dawson, R OBP: 0.304, SLG: 0.421 (1, 8)										4	2	3	0	0	1	2						
Ellis Valentine, R OBP: 0.344, SLG: 0.524 (1, 9)										5	1	1	2	0	0	7						
Tony Perez, R OBP: 0.343, SLG: 0.473 Sam Mejias, R OBP: 0.291, SLG: 0.167 (9, PR)										5	1	4	4	0	0	2						
Larry Parrish, R OBP: 0.304, SLG: 0.453 (1, 5)										5	0	1	0	0	1	3						
Warren Cromartie, L OBP: 0.316, SLG: 0.377 (1, 7)										4	0	1	0	1	1	2						
Gary Carter, R OBP: 0.322, SLG: 0.385 (1, 2)										5	0	1	0	0	0	3						
Chris Speier, R OBP: 0.330, SLG: 0.320 (1, 6)										4	0	0	0	0	1	4						
Ross Grimsley, L OBP: 0.214, SLG: 0.173 Stan Bahnsen, R ERA: 4.18 Wayne Garrett, L OBP: 0.263, SLG: 0.221 Gerry Pirtle, R ERA: 0.66 (8, PH)										3	1	1	0	0	0	2						
<b>Inning Stats</b>	R: 3 E: 0 K: 0 S: 8	H: 5 LOB: 2 BB: 0 P: 8	R: 2 E: 0 K: 1 S: 8	H: 3 LOB: 1 BB: 0 P: 8	R: 0 E: 0 K: 1 S: 6	H: 1 LOB: 2 BB: 1 P: 10	R: 1 E: 1 K: 0 S: 5	H: 2 LOB: 1 BB: 0 P: 5	R: 0 E: 0 K: 0 S: 3	H: 0 LOB: 0 BB: 0 P: 3	R: 0 E: 0 K: 0 S: 3	H: 1 LOB: 1 BB: 0 P: 4	R: 0 E: 0 K: 0 S: 3	H: 0 LOB: 0 BB: 0 P: 3	R: 0 E: 0 K: 1 S: 7	H: 2 LOB: 2 BB: 0 P: 7		R: 0 E: 0 K: 2 S: 8	H: 1 LOB: 1 BB: 0 P: 8	1B: 12 2B: 1 3B: 0 HR: 2	SF: 0 SAC: 0 DP: 1 HBP: 1	WP: 0 PB: 0 SB: 1 CS: 0
<b>PITCHER</b>	IP WLS BF H R ER SO BB IBB HBP BLK WP HR S P ERA WHIP																					
Fred Norman, L ERA: 3.42	(1, 1) 0.1 6 5 3 3 0 0 0 0 0 0 0 2 6 6 81.00 15.000																					
Pedro Borbon, R ERA: 4.18	(1, 1) 4.2 21 6 3 3 2 1 0 0 0 0 0 0 24 28 5.79 1.500																					
Manny Sarmiento, R ERA: 2.67	(6, 1) 2.2 W 11 3 0 0 1 0 0 0 1 0 0 0 12 13 0.00 1.125																					
Doug Bair, R ERA: 1.65	(8, 1) 1.1 S 5 1 0 0 2 0 0 0 0 0 0 0 9 9 0.00 0.750																					

AB	41
R	6
H	15
RBI	6
BB	1
SO	5
LOB	27



Batter	1	2	3	4	5	6	7	8	9	AB	R	H	RBI	BB	SO	LOB	BOTTOM			
Pete Rose, S OBP: 0.397, SLG: 0.420 (1, 5)										4	0	1	0	0	0	0	<b>Montreal Expos @ Cincinnati Reds</b> Riverfront Stadium, Cincinnati, OH Mon Jul 17 1978, 7:05 PM EDT Att: 32,113 - Unknown			
Ken Griffey, L OBP: 0.348, SLG: 0.413 (1, 9)										4	2	1	0	0	1	2				
Joe Morgan, L OBP: 0.381, SLG: 0.438 (1, 4)										4	2	1	2	0	0	1				
George Foster, R OBP: 0.370, SLG: 0.555 (1, 7)										4	3	3	5	0	0	0				
Johnny Bench, R OBP: 0.322, SLG: 0.449 (8, 2)										4	0	2	1	0	0	0				
Dave Concepcion, R OBP: 0.341, SLG: 0.395 (1, 6)										4	0	1	0	0	1	1				
Ken Henderson, S OBP: 0.328, SLG: 0.404 Cesar Geronimo, L OBP: 0.343, SLG: 0.382 (9, 8)										3	0	1	0	1	0	0				
Vic Correll, R OBP: 0.226, SLG: 0.207 Dan Driessen, L OBP: 0.387, SLG: 0.470 (8, 3)										3	0	0	0	0	1	4				
Fred Norman, S OBP: 0.200, SLG: 0.179 Pedro Borbon, R OBP: 0.200, SLG: 0.200 Rick Auerbach, R OBP: 0.314, SLG: 0.414 Manny Sarmiento, R ERA: 0.66 (6, 1)										1	0	0	0	0	0	0				
<b>Inning Stats</b>	R: 0 E: 0 K: 0 S: 3	H: 0 LOB: 0 BB: 0 P: 3	R: 0 E: 0 K: 1 S: 7	H: 2 LOB: 2 BB: 0 P: 7	R: 0 E: 0 K: 1 S: 5	H: 0 LOB: 0 BB: 0 P: 5	R: 2 E: 0 K: 0 S: 5	H: 3 LOB: 1 BB: 1 P: 9	R: 4 E: 1 K: 0 S: 6	H: 2 LOB: 0 BB: 1 P: 10	R: 0 E: 0 K: 1 S: 5	H: 0 LOB: 0 BB: 0 P: 5	R: 2 E: 2 K: 0 S: 5	H: 3 LOB: 0 BB: 0 P: 5	R: 0 E: 0 K: 0 S: 3	H: 0 LOB: 0 BB: 0 P: 3		1B: 7 2B: 1 3B: 0 HR: 2	SF: 0 SAC: 0 DP: 1 HBP: 0	WP: 0 PB: 0 SB: 0 CS: 0
<b>PITCHER</b>	IP WLS BF H R ER SO BB IBB HBP BLK WP HR S P ERA WHIP																			
Ross Grimsley, L ERA: 3.13	(1, 1) 4.1 22 7 6 5 2 2 0 0 0 0 0 0 24 32 6.75 1.125																			
Stan Bahnsen, R ERA: 4.5	(5, 1) 2.2 L 10 3 2 2 1 0 0 0 0 0 0 0 12 12 6.75 1.125																			
Gerry Pirtle, R ERA: 0.66	(8, 1) 1.0 3 0 0 0 0 0 0 0 0 0 0 0 3 3 0.00 0.000																			

AB	33
R	8
H	10
RBI	8
BB	2
SO	3
LOB	8





Batter	1	2	3	4	5	6	7	8	9	AB	R	H	RBI	BB	SO	LOB	TOP								
Dave Cash, R (1,4) OBP: 0.321, SLG: 0.349 Pepe Frias, R (9,4) OBP: 0.333, SLG: 0.778	6-3		2B 1-2 BB		6-3		7-3			3	0	0	0	1	0	1	<b>Montreal Expos @ Cincinnati Reds</b> Riverfront Stadium, Cincinnati, OH Tue Jul 18 1978, 7:05 PM EDT Att: 36,739 - Unknown								
Andra Dawson, R (1,8) OBP: 0.308, SLG: 0.437	1-3		1-3 2-H 2B			1B		HR		4	1	3	2	0	0										
Ellis Valentine, R (1,9) OBP: 0.345, SLG: 0.526	L6		B2-3			1B	WP 1-2 1B 2B	CS 1B		4	1	2	0	0	2										
Tony Perez, R (1,3) OBP: 0.339, SLG: 0.467 Del Unser, L (8,3) OBP: 0.317, SLG: 0.321	F9			F3		6-3		P4		4	0	0	0	0	2										
Larry Parrish, R (1,5) OBP: 0.306, SLG: 0.452	K			4-3 1B		1B BB		K		3	0	1	0	1	2	1									
Warren Cromartie, L (1,7) OBP: 0.316, SLG: 0.375	F8			4-3		1B	FC5-4 1-2 3-H 1B		5-3	4	0	1	1	0	0	1									
Gary Carter, R (1,2) OBP: 0.318, SLG: 0.380			K	F9		FC5-4 1-2 1B		K		4	0	0	0	0	2	3									
Chris Speier, R (1,6) OBP: 0.326, SLG: 0.316			K		K		4-3	6-3		4	0	0	0	0	2	0									
Hal Dues, R (1,1) OBP: 0.192, SLG: 0.192 Darold Knowles, L (7,1) OBP: 0.333, SLG: 0.333 Mike Garman, R (9,1)	E1 2B			K			7-3 1B			3	1	1	0	0	1	0									
<b>Inning Stats</b>	R: 0 E: 0 K: 0 S: 3	H: 0 LOB: 0 BB: 0 P: 3	R: 0 E: 0 K: 1 S: 5	H: 0 LOB: 0 BB: 0 P: 5	R: 1 E: 1 K: 2 S: 9	H: 1 LOB: 2 BB: 1 P: 13	R: 0 E: 0 K: 0 S: 4	H: 1 LOB: 1 BB: 0 P: 4	R: 0 E: 0 K: 0 S: 7	H: 0 LOB: 0 BB: 0 P: 7	R: 1 E: 0 K: 0 S: 5	H: 3 LOB: 2 BB: 1 P: 9	R: 0 E: 0 K: 0 S: 3	H: 1 LOB: 0 BB: 0 P: 3	R: 1 E: 0 K: 1 S: 6	H: 2 LOB: 1 BB: 0 P: 6		R: 0 E: 0 K: 1 S: 5	H: 0 LOB: 0 BB: 0 P: 5	1B: 5 2B: 4 3B: 0 HR: 1	SF: 0 SAC: 0 DP: 2 HBP: 0	WP: 1 PB: 0 SB: 0 CS: 1	PA: 35		
<b>PITCHER</b>	IP	WLS	BF	H	R	ER	SO	BB	IBB	HBP	BLK	WP	HR	S	P	ERA	WHIP								
Tom Seaver, R (1,1) ERA: 3.13 Michael LaCoss, R (8,1) ERA: 9.0 Pedro Borbon, R (9,1) ERA: 4.11	7.0	L	28	6	2	1	5	2	0	0	0	1	0	36	44	1.29	1.143								

AB	33
R	3
H	8
RBI	3
BB	2
SO	7
LOB	10



Batter	1	2	3	4	5	6	7	8	9	AB	R	H	RBI	BB	SO	LOB	BOTTOM								
Pete Rose, S (1,5) OBP: 0.359, SLG: 0.423	2B		1B			6-3	PO	6-3		4	0	2	0	0	0	0	<b>Montreal Expos @ Cincinnati Reds</b> Riverfront Stadium, Cincinnati, OH Tue Jul 18 1978, 7:05 PM EDT Att: 36,739 - Unknown								
Ken Griffey, L (1,9) OBP: 0.346, SLG: 0.409	F7		F8			4-3		F8		4	0	0	0	0	2										
Joe Morgan, L (1,4) OBP: 0.380, SLG: 0.433	F5		P4			BB		F5		3	0	0	0	1	0	2									
George Foster, R (1,7) OBP: 0.369, SLG: 0.560	5-3			1-6-3		K		HR		4	1	1	1	0	1	2									
Dan Driessen, L (1,3) OBP: 0.388, SLG: 0.466		FC5-4 BB		P5		4-3		1B BB		2	0	0	0	2	0	0									
Johnny Bench, R (1,2) OBP: 0.402, SLG: 0.450 Dave Collins, S (9, FR) OBP: 0.308, SLG: 0.212		FC5-4		F7		2B 1B		FC5-4 1B		4	0	2	0	0	0	1									
Ken Henderson, S (1,8) OBP: 0.306, SLG: 0.375			F9		4-3		F7		F8	4	0	0	0	0	4										
Dave Concepcion, R (1,6) OBP: 0.340, SLG: 0.396		K		F9		2B		FC5-4		4	0	1	0	0	1	3									
Tom Seaver, R (1,1) OBP: 0.244, SLG: 0.154 Mike Lundy, L (7, PH) OBP: 0.402, SLG: 0.481 Rick Aufbach, R (7, PH) OBP: 0.334, SLG: 0.414 Michael LaCoss, R (8,1) OBP: 0.308, SLG: 0.414 Pedro Borbon, R (9,1) OBP: 0.300, SLG: 0.200 Cesar Geronimo, L (9, PH) OBP: 0.340, SLG: 0.300			4-3			PO BB		P8		2	0	0	0	0	1	0									
<b>Inning Stats</b>	R: 0 E: 0 K: 0 S: 4	H: 1 LOB: 1 BB: 0 P: 4	R: 0 E: 0 K: 1 S: 5	H: 0 LOB: 1 BB: 1 P: 9	R: 0 E: 0 K: 0 S: 4	H: 1 LOB: 1 BB: 0 P: 4	R: 0 E: 0 K: 0 S: 3	H: 0 LOB: 0 BB: 0 P: 3	R: 0 E: 0 K: 1 S: 5	H: 0 LOB: 0 BB: 0 P: 5	R: 0 E: 0 K: 1 S: 5	H: 0 LOB: 1 BB: 1 P: 9	R: 0 E: 0 K: 0 S: 4	H: 2 LOB: 3 BB: 1 P: 8	R: 0 E: 0 K: 0 S: 3	H: 0 LOB: 0 BB: 0 P: 3		R: 1 E: 0 K: 0 S: 5	H: 2 LOB: 2 BB: 1 P: 9	1B: 3 2B: 2 3B: 0 HR: 1	SF: 0 SAC: 0 DP: 0 HBP: 0	WP: 0 PB: 0 SB: 0 CS: 0	PA: 37		
<b>PITCHER</b>	IP	WLS	BF	H	R	ER	SO	BB	IBB	HBP	BLK	WP	HR	S	P	ERA	WHIP								
Hal Dues, R (1,1) ERA: 2.33 Darold Knowles, L (7,1) ERA: 2.47 Mike Garman, R (9,1) ERA: 5.31	6.2	W	27	4	0	0	3	3	0	0	0	0	0	30	42	0.00	1.050								









Batter	1	2	3	4	5	6	7	8	9	AB	R	H	RBI	BB	SO	LOB	TOP								
Bob Beall, S OBP: 0.328, SLG: 0.263 Dave Campbell, R (7, 1)										3	0	1	1	1	1	0	0								
Rowland Office, L OBP: 0.304, SLG: 0.392										4	0	1	0	0	0	2									
Gary Matthews, R OBP: 0.395, SLG: 0.500										3	1	0	0	1	0	1									
Jeff Burroughs, R OBP: 0.454, SLG: 0.553 Barry Bonnell, R OBP: 0.290, SLG: 0.282										3	1	1	2	1	0	0									
Bob Horner, R OBP: 0.302, SLG: 0.460										4	0	0	0	0	2	2									
Joe Nolan, L OBP: 0.307, SLG: 0.303										4	0	1	0	0	0	0									
Rod Gilbreath, R OBP: 0.301, SLG: 0.335										4	0	0	0	0	1	1									
Darrel Chaney, S OBP: 0.311, SLG: 0.333										3	1	2	0	1	0	0									
Eddie Solomon, R OBP: 0.235, SLG: 0.235 Dale Murphy, R OBP: 0.304, SLG: 0.416										2	0	0	0	0	1	1									
<b>Inning Stats</b>	R: 0 E: 0 K: 0 S: 2	H: 0 LOB: 2 BB: 3 P: 14	R: 0 E: 0 K: 0 S: 4	H: 1 LOB: 1 BB: 0 P: 4	R: 0 E: 0 K: 0 S: 3	H: 0 LOB: 0 BB: 0 P: 3	R: 0 E: 0 K: 2 S: 8	H: 1 LOB: 1 BB: 0 P: 8	R: 0 E: 0 K: 1 S: 5	H: 0 LOB: 0 BB: 0 P: 5	R: 2 E: 0 K: 1 S: 7	H: 2 LOB: 1 BB: 0 P: 7	R: 1 E: 0 K: 1 S: 7	H: 2 LOB: 1 BB: 0 P: 7	R: 0 E: 0 K: 0 S: 3	H: 0 LOB: 0 BB: 0 P: 3	R: 0 E: 0 K: 1 S: 5	H: 0 LOB: 1 BB: 1 P: 9	1B: 5 2B: 0 3B: 0 HR: 1	SF: 0 SAC: 0 DP: 1 HBP: 0	WP: 1 PB: 0 SB: 1 CS: 0	PA: 36			
<b>PITCHER</b>	IP WLS BF H R ER SO BB IBB HBP BLK WP HR S P ERA WHIP	IP WLS BF H R ER SO BB IBB HBP BLK WP HR S P ERA WHIP	IP WLS BF H R ER SO BB IBB HBP BLK WP HR S P ERA WHIP	IP WLS BF H R ER SO BB IBB HBP BLK WP HR S P ERA WHIP	IP WLS BF H R ER SO BB IBB HBP BLK WP HR S P ERA WHIP	IP WLS BF H R ER SO BB IBB HBP BLK WP HR S P ERA WHIP	IP WLS BF H R ER SO BB IBB HBP BLK WP HR S P ERA WHIP	IP WLS BF H R ER SO BB IBB HBP BLK WP HR S P ERA WHIP	IP WLS BF H R ER SO BB IBB HBP BLK WP HR S P ERA WHIP	IP WLS BF H R ER SO BB IBB HBP BLK WP HR S P ERA WHIP	IP WLS BF H R ER SO BB IBB HBP BLK WP HR S P ERA WHIP	IP WLS BF H R ER SO BB IBB HBP BLK WP HR S P ERA WHIP	IP WLS BF H R ER SO BB IBB HBP BLK WP HR S P ERA WHIP	IP WLS BF H R ER SO BB IBB HBP BLK WP HR S P ERA WHIP	IP WLS BF H R ER SO BB IBB HBP BLK WP HR S P ERA WHIP	IP WLS BF H R ER SO BB IBB HBP BLK WP HR S P ERA WHIP	IP WLS BF H R ER SO BB IBB HBP BLK WP HR S P ERA WHIP	IP WLS BF H R ER SO BB IBB HBP BLK WP HR S P ERA WHIP	IP WLS BF H R ER SO BB IBB HBP BLK WP HR S P ERA WHIP	IP WLS BF H R ER SO BB IBB HBP BLK WP HR S P ERA WHIP	IP WLS BF H R ER SO BB IBB HBP BLK WP HR S P ERA WHIP	IP WLS BF H R ER SO BB IBB HBP BLK WP HR S P ERA WHIP	IP WLS BF H R ER SO BB IBB HBP BLK WP HR S P ERA WHIP	IP WLS BF H R ER SO BB IBB HBP BLK WP HR S P ERA WHIP	
Wayne Twitchell, R ERA: 5.71	7.0 L 29 6 3 3 5 3 0 0 0 1 1 36 48 3.86 1.286	7.0 L 29 6 3 3 5 3 0 0 0 1 1 36 48 3.86 1.286	7.0 L 29 6 3 3 5 3 0 0 0 1 1 36 48 3.86 1.286	7.0 L 29 6 3 3 5 3 0 0 0 1 1 36 48 3.86 1.286	7.0 L 29 6 3 3 5 3 0 0 0 1 1 36 48 3.86 1.286	7.0 L 29 6 3 3 5 3 0 0 0 1 1 36 48 3.86 1.286	7.0 L 29 6 3 3 5 3 0 0 0 1 1 36 48 3.86 1.286	7.0 L 29 6 3 3 5 3 0 0 0 1 1 36 48 3.86 1.286	7.0 L 29 6 3 3 5 3 0 0 0 1 1 36 48 3.86 1.286	7.0 L 29 6 3 3 5 3 0 0 0 1 1 36 48 3.86 1.286	7.0 L 29 6 3 3 5 3 0 0 0 1 1 36 48 3.86 1.286	7.0 L 29 6 3 3 5 3 0 0 0 1 1 36 48 3.86 1.286	7.0 L 29 6 3 3 5 3 0 0 0 1 1 36 48 3.86 1.286	7.0 L 29 6 3 3 5 3 0 0 0 1 1 36 48 3.86 1.286	7.0 L 29 6 3 3 5 3 0 0 0 1 1 36 48 3.86 1.286	7.0 L 29 6 3 3 5 3 0 0 0 1 1 36 48 3.86 1.286	7.0 L 29 6 3 3 5 3 0 0 0 1 1 36 48 3.86 1.286	7.0 L 29 6 3 3 5 3 0 0 0 1 1 36 48 3.86 1.286	7.0 L 29 6 3 3 5 3 0 0 0 1 1 36 48 3.86 1.286	7.0 L 29 6 3 3 5 3 0 0 0 1 1 36 48 3.86 1.286	7.0 L 29 6 3 3 5 3 0 0 0 1 1 36 48 3.86 1.286	7.0 L 29 6 3 3 5 3 0 0 0 1 1 36 48 3.86 1.286	7.0 L 29 6 3 3 5 3 0 0 0 1 1 36 48 3.86 1.286	7.0 L 29 6 3 3 5 3 0 0 0 1 1 36 48 3.86 1.286	
Mike Garman, R ERA: 5.05	1.0 3 0 0 0 0 0 0 0 0 0 0 0 3 3 0.00 0.000	1.0 3 0 0 0 0 0 0 0 0 0 0 0 3 3 0.00 0.000	1.0 3 0 0 0 0 0 0 0 0 0 0 0 3 3 0.00 0.000	1.0 3 0 0 0 0 0 0 0 0 0 0 0 3 3 0.00 0.000	1.0 3 0 0 0 0 0 0 0 0 0 0 0 3 3 0.00 0.000	1.0 3 0 0 0 0 0 0 0 0 0 0 0 3 3 0.00 0.000	1.0 3 0 0 0 0 0 0 0 0 0 0 0 3 3 0.00 0.000	1.0 3 0 0 0 0 0 0 0 0 0 0 0 3 3 0.00 0.000	1.0 3 0 0 0 0 0 0 0 0 0 0 0 3 3 0.00 0.000	1.0 3 0 0 0 0 0 0 0 0 0 0 0 3 3 0.00 0.000	1.0 3 0 0 0 0 0 0 0 0 0 0 0 3 3 0.00 0.000	1.0 3 0 0 0 0 0 0 0 0 0 0 0 3 3 0.00 0.000	1.0 3 0 0 0 0 0 0 0 0 0 0 0 3 3 0.00 0.000	1.0 3 0 0 0 0 0 0 0 0 0 0 0 3 3 0.00 0.000	1.0 3 0 0 0 0 0 0 0 0 0 0 0 3 3 0.00 0.000	1.0 3 0 0 0 0 0 0 0 0 0 0 0 3 3 0.00 0.000	1.0 3 0 0 0 0 0 0 0 0 0 0 0 3 3 0.00 0.000	1.0 3 0 0 0 0 0 0 0 0 0 0 0 3 3 0.00 0.000	1.0 3 0 0 0 0 0 0 0 0 0 0 0 3 3 0.00 0.000	1.0 3 0 0 0 0 0 0 0 0 0 0 0 3 3 0.00 0.000	1.0 3 0 0 0 0 0 0 0 0 0 0 0 3 3 0.00 0.000	1.0 3 0 0 0 0 0 0 0 0 0 0 0 3 3 0.00 0.000	1.0 3 0 0 0 0 0 0 0 0 0 0 0 3 3 0.00 0.000	1.0 3 0 0 0 0 0 0 0 0 0 0 0 3 3 0.00 0.000	
Darold Knowles, L ERA: 2.42	1.0 4 0 0 0 1 1 0 0 0 0 0 0 5 9 0.00 1.000	1.0 4 0 0 0 1 1 0 0 0 0 0 0 5 9 0.00 1.000	1.0 4 0 0 0 1 1 0 0 0 0 0 0 5 9 0.00 1.000	1.0 4 0 0 0 1 1 0 0 0 0 0 0 5 9 0.00 1.000	1.0 4 0 0 0 1 1 0 0 0 0 0 0 5 9 0.00 1.000	1.0 4 0 0 0 1 1 0 0 0 0 0 0 5 9 0.00 1.000	1.0 4 0 0 0 1 1 0 0 0 0 0 0 5 9 0.00 1.000	1.0 4 0 0 0 1 1 0 0 0 0 0 0 5 9 0.00 1.000	1.0 4 0 0 0 1 1 0 0 0 0 0 0 5 9 0.00 1.000	1.0 4 0 0 0 1 1 0 0 0 0 0 0 5 9 0.00 1.000	1.0 4 0 0 0 1 1 0 0 0 0 0 0 5 9 0.00 1.000	1.0 4 0 0 0 1 1 0 0 0 0 0 0 5 9 0.00 1.000	1.0 4 0 0 0 1 1 0 0 0 0 0 0 5 9 0.00 1.000	1.0 4 0 0 0 1 1 0 0 0 0 0 0 5 9 0.00 1.000	1.0 4 0 0 0 1 1 0 0 0 0 0 0 5 9 0.00 1.000	1.0 4 0 0 0 1 1 0 0 0 0 0 0 5 9 0.00 1.000	1.0 4 0 0 0 1 1 0 0 0 0 0 0 5 9 0.00 1.000	1.0 4 0 0 0 1 1 0 0 0 0 0 0 5 9 0.00 1.000	1.0 4 0 0 0 1 1 0 0 0 0 0 0 5 9 0.00 1.000	1.0 4 0 0 0 1 1 0 0 0 0 0 0 5 9 0.00 1.000	1.0 4 0 0 0 1 1 0 0 0 0 0 0 5 9 0.00 1.000	1.0 4 0 0 0 1 1 0 0 0 0 0 0 5 9 0.00 1.000	1.0 4 0 0 0 1 1 0 0 0 0 0 0 5 9 0.00 1.000	1.0 4 0 0 0 1 1 0 0 0 0 0 0 5 9 0.00 1.000	1.0 4 0 0 0 1 1 0 0 0 0 0 0 5 9 0.00 1.000

Atlanta Braves @ Montreal Expos  
Olympic Stadium, Montreal, QB  
Wed Jul 19 1978, 7:05 PM EDT  
Att: 20,282 - Unknown

AB 32  
R 3  
H 6  
RBI 3  
BB 4  
SO 6  
LOB 9



Batter	1	2	3	4	5	6	7	8	9	AB	R	H	RBI	BB	SO	LOB	BOTTOM							
Dave Cash, R OBP: 0.319, SLG: 0.345										3	0	0	0	1	0	0								
Andra Dawson, R OBP: 0.308, SLG: 0.435										4	0	1	0	0	0	1								
Ellis Valentine, R OBP: 0.345, SLG: 0.529										4	0	0	0	0	1	2								
Tony Perez, R OBP: 0.339, SLG: 0.470										4	0	0	0	0	2	1								
Larry Parrish, R OBP: 0.307, SLG: 0.452										4	1	1	0	0	1	0								
Warren Cromartie, L OBP: 0.321, SLG: 0.389										3	0	2	0	1	0	1								
Gary Carter, R OBP: 0.319, SLG: 0.376										3	0	0	0	1	0	2								
Chris Speier, R OBP: 0.325, SLG: 0.316										3	0	0	0	0	1	2								
Wayne Twitchell, R OBP: 0.182, SLG: 0.100 Mike Garman, R										2	0	0	0	0	2	2								
Del Unser, L OBP: 0.312, SLG: 0.315 Darold Knowles, L OBP: 0.333, SLG: 0.333										1	0	0	0	0	0	0								
<b>Inning Stats</b>	R: 0 E: 0 K: 1 S: 5	H: 0 LOB: 0 BB: 0 P: 5	R: 0 E: 0 K: 0 S: 4	H: 1 LOB: 0 BB: 0 P: 4	R: 0 E: 0 K: 1 S: 5	H: 0 LOB: 0 BB: 0 P: 5	R: 0 E: 0 K: 1 S: 5	H: 0 LOB: 0 BB: 0 P: 5	R: 0 E: 0 K: 2 S: 8	H: 1 LOB: 2 BB: 1 P: 12	R: 0 E: 0 K: 1 S: 6	H: 1 LOB: 1 BB: 0 P: 6	R: 1 E: 0 K: 0 S: 4	H: 1 LOB: 0 BB: 0 P: 4	R: 0 E: 0 K: 0 S: 3	H: 0 LOB: 1 BB: 1 P: 7	R: 0 E: 0 K: 1 S: 5	H: 0 LOB: 1 BB: 1 P: 9	1B: 2 2B: 2 3B: 0 HR: 0	SF: 0 SAC: 0 DP: 0 HBP: 0	WP: 1 PB: 0 SB: 1 CS: 0	PA: 34		
<b>PITCHER</b>	IP WLS BF H R ER SO BB IBB HBP BLK WP HR S P ERA WHIP	IP WLS BF H R ER SO BB IBB HBP BLK WP HR S P ERA WHIP	IP WLS BF H R ER SO BB IBB HBP BLK WP HR S P ERA WHIP	IP WLS BF H R ER SO BB IBB HBP BLK WP HR S P ERA WHIP	IP WLS BF H R ER SO BB IBB HBP BLK WP HR S P ERA WHIP	IP WLS BF H R ER SO BB IBB HBP BLK WP HR S P ERA WHIP	IP WLS BF H R ER SO BB IBB HBP BLK WP HR S P ERA WHIP	IP WLS BF H R ER SO BB IBB HBP BLK WP HR S P ERA WHIP	IP WLS BF H R ER SO BB IBB HBP BLK WP HR S P ERA WHIP	IP WLS BF H R ER SO BB IBB HBP BLK WP HR S P ERA WHIP	IP WLS BF H R ER SO BB IBB HBP BLK WP HR S P ERA WHIP	IP WLS BF H R ER SO BB IBB HBP BLK WP HR S P ERA WHIP	IP WLS BF H R ER SO BB IBB HBP BLK WP HR S P ERA WHIP	IP WLS BF H R ER SO BB IBB HBP BLK WP HR S P ERA WHIP	IP WLS BF H R ER SO BB IBB HBP BLK WP HR S P ERA WHIP	IP WLS BF H R ER SO BB IBB HBP BLK WP HR S P ERA WHIP	IP WLS BF H R ER SO BB IBB HBP BLK WP HR S P ERA WHIP	IP WLS BF H R ER SO BB IBB HBP BLK WP HR S P ERA WHIP	IP WLS BF H R ER SO BB IBB HBP BLK WP HR S P ERA WHIP	IP WLS BF H R ER SO BB IBB HBP BLK WP HR S P ERA WHIP	IP WLS BF H R ER SO BB IBB HBP BLK WP HR S P ERA WHIP	IP WLS BF H R ER SO BB IBB HBP BLK WP HR S P ERA WHIP	IP WLS BF H R ER SO BB IBB HBP BLK WP HR S P ERA WHIP	IP WLS BF H R ER SO BB IBB HBP BLK WP HR S P ERA WHIP
Eddie Solomon, R ERA: 4.16	6.0 W 22 3 0 0 6 2 0 0 0 1 0 12 20 3.00 1.000	6.0 W 22 3 0 0 6 2 0 0 0 1 0 12 20 3.00 1.000	6.0 W 22 3 0 0 6 2 0 0 0 1 0 12 20 3.00 1.000	6.0 W 22 3 0 0 6 2 0 0 0 1 0 12 20 3.00 1.000	6.0 W 22 3 0 0 6 2 0 0 0 1 0 12 20 3.00 1.000	6.0 W 22 3 0 0 6 2 0 0 0 1 0 12 20 3.00 1.000	6.0 W 22 3 0 0 6 2 0 0 0 1 0 12 20 3.00 1.000	6.0 W 22 3 0 0 6 2 0 0 0 1 0 12 20 3.00 1.000	6.0 W 22 3 0 0 6 2 0 0 0 1 0 12 20 3.00 1.000	6.0 W 22 3 0 0 6 2 0 0 0 1 0 12 20 3.00 1.000	6.0 W 22 3 0 0 6 2 0 0 0 1 0 12 20 3.00 1.000	6.0 W 22 3 0 0 6 2 0 0 0 1 0 12 20 3.00 1.000	6.0 W 22 3 0 0 6 2 0 0 0 1 0 12 20 3.00 1.000	6.0 W 22 3 0 0 6 2 0 0 0 1 0 12 20 3.00 1.000	6.0 W 22 3 0 0 6 2 0 0 0 1 0 12 20 3.00 1.000	6.0 W 22 3 0 0 6 2 0 0 0 1 0 12 20 3.00 1.000	6.0 W 22 3 0 0 6 2 0 0 0 1 0 12 20 3.00 1.000	6.0 W 22 3 0 0 6 2 0 0 0 1 0 12 20 3.00 1.000	6.0 W 22 3 0 0 6 2 0 0 0 1 0 12 20 3.00 1.000	6.0 W 22 3 0 0 6 2 0 0 0 1 0 12 20 3.00 1.000	6.0 W 22 3 0 0 6 2 0 0 0 1 0 12 20 3.00 1.000	6.0 W 22 3 0 0 6 2 0 0 0 1 0 12 20 3.00 1.000	6.0 W 22 3 0 0 6 2 0 0 0 1 0 12 20 3.00 1.000	6.0 W 22 3 0 0 6 2 0 0 0 1 0 12 20 3.00 1.000
Dave Campbell, R ERA: 4.35	3.0 S 12 1 1 1 1 2 0 0 0 1 0 12 20 3.00 1.000	3.0 S 12 1 1 1 1 2 0 0 0 1 0 12 20 3.00 1.000	3.0 S 12																					



Batter	1	2	3	4	5	6	7	8	9	AB	R	H	RBI	BB	SO	LOB	TOP			
Jerry Royster, R (1, 6) OBP: 0.358, SLG: 0.354	F8			F8			F3		F9	5	0	1	2	0	0	2	<b>Atlanta Braves @ Montreal Expos</b> Olympic Stadium, Montreal, QB Thu Jul 20 1978, 7:05 PM EDT Att: 14,108 - Unknown			
Barry Bonnell, R (1, 8) OBP: 0.275, SLG: 0.277	F3				F5		F3		K	4	0	0	0	0	0	2				
Rowland Office, L (9, PH) OBP: 0.302, SLG: 0.390		F7								1	0	0	0	0	1	2				
Gary Matthews, R (1, 9) OBP: 0.389, SLG: 0.492	K			F8					F7	4	0	0	0	0	1	0				
Jeff Burroughs, R (1, 7) OBP: 0.457, SLG: 0.557		K		FC5-4					1B	3	0	2	0	1	1	0				
Bob Horner, R (1, 5) OBP: 0.300, SLG: 0.453		6-3		FC5-4					1B	4	0	1	0	0	1	2				
Dale Murphy, R (1, 3) OBP: 0.505, SLG: 0.415		BB		BB			4-3		G4-6-3	3	1	1	0	1	0	2				
Glenn Hubbard, R (1, 4) OBP: 0.310, SLG: 0.269		BB		K			F7		DI	4	1	2	0	0	1	2				
Joe Nolan, L (1, 2) OBP: 0.308, SLG: 0.294		BB					F7		DI	2	1	0	0	1	1	0				
Bob Beall, S (9, PH) OBP: 0.333, SLG: 0.263		BB					K		BB	0	0	0	0	1	0	0				
Jamie Easterly, L (1, 1) OBP: 0.286, SLG: 0.308		BB							BB	1	0	0	1	1	1	0				
Rod Gilbreath, R (7, PH) OBP: 0.300, SLG: 0.333										1	0	0	0	0	1	0				
Mickey Mahler, S (7, 1) OBP: 0.120, SLG: 0.083										0	0	0	0	0	0	0				
Cito Gaston, R (9, PH) OBP: 0.228, SLG: 0.222										1	0	0	0	0	1	2				
<b>Inning Stats</b>	R: 0 E: 0 K: 1 S: 5	H: 0 LOB: 0 BB: 0 P: 5	R: 3 E: 0 K: 1 S: 8	H: 3 LOB: 2 BB: 2 P: 16	R: 0 E: 0 K: 1 S: 6	H: 1 LOB: 0 BB: 1 P: 10	R: 0 E: 0 K: 1 S: 5	H: 0 LOB: 0 BB: 0 P: 5	R: 0 E: 0 K: 1 S: 6	H: 1 LOB: 1 BB: 0 P: 6	R: 0 E: 0 K: 1 S: 5	H: 0 LOB: 0 BB: 0 P: 5	R: 0 E: 0 K: 1 S: 3	H: 1 LOB: 1 BB: 1 P: 7	R: 0 E: 0 K: 2 S: 8	H: 1 LOB: 2 BB: 1 P: 12	1B: 6 2B: 1 3B: 0 HR: 0	SF: 0 SAC: 0 DP: 1 HBP: 0	WP: 0 PB: 0 SB: 0 CS: 0	PA: 38
<b>PITCHER</b>	IP WLS BF H R ER SO BB IBB HBP BLK WP HR S P ERA WHIP																			
Woodie Fryman, L (1, 1) ERA: 4.03	8.0 W 35 7 3 3 7 5 0 0 0 0 0 0 44 64 3.38 1.500																			
Mike Garman, R (9, 1) ERA: 4.93	1.0 S 3 0 0 0 2 0 0 0 0 0 0 0 7 7 0.00 0.000																			

Batter	1	2	3	4	5	6	7	8	9	AB	R	H	RBI	BB	SO	LOB	BOTTOM			
Dave Cash, R (1, 4) OBP: 0.317, SLG: 0.343	L6-4				F9		F8		5-3	5	0	1	0	0	0	2	<b>Atlanta Braves @ Montreal Expos</b> Olympic Stadium, Montreal, QB Thu Jul 20 1978, 7:05 PM EDT Att: 14,108 - Unknown			
Pepe Frias, R (9, 4) OBP: 0.333, SLG: 0.778	1B									0	0	0	0	0	0	0				
Andra Dawson, R (1, 8) OBP: 0.310, SLG: 0.435				F3			WP		F2	5	1	2	0	0	0	1				
Ellis Valentine, R (1, 9) OBP: 0.344, SLG: 0.524	L6-4			6-3						3	0	0	0	1	0	2				
Tony Perez, R (1, 3) OBP: 0.338, SLG: 0.465					1-3					3	0	0	0	1	1	3				
Del Unser, L (9, 3) OBP: 0.312, SLG: 0.315	FC5-4						K			0	0	0	0	0	0	0				
Larry Parrish, R (1, 5) OBP: 0.309, SLG: 0.450				6-3			HBP		BLK	3	1	1	0	1	0	1				
Warren Cromartie, L (1, 7) OBP: 0.324, SLG: 0.368					F7					1	2	0	0	1	0	0				
Sam Mejias, R (7, PH) OBP: 0.222, SLG: 0.160		BB					HR		F7	1	0	0	0	0	0	2				
Gary Carter, R (1, 2) OBP: 0.321, SLG: 0.375					F3		F2			3	2	1	0	1	0	2				
Chris Speier, R (1, 6) OBP: 0.333, SLG: 0.346									E6	4	1	4	6	0	0	0				
Woodie Fryman, R (1, 1) OBP: 0.031, SLG: 0.065									E	4	0	0	0	0	1	3				
Mike Garman, R (9, 1) ERA: 3.32					F3		F9		K	0	0	0	0	0	0	0				
<b>Inning Stats</b>	R: 0 E: 0 K: 0 S: 4	H: 2 LOB: 1 BB: 0 P: 4	R: 2 E: 0 K: 0 S: 5	H: 2 LOB: 1 BB: 1 P: 9	R: 0 E: 0 K: 0 S: 3	H: 0 LOB: 1 BB: 1 P: 7	R: 0 E: 0 K: 0 S: 4	H: 1 LOB: 0 BB: 0 P: 4	R: 0 E: 0 K: 0 S: 3	H: 0 LOB: 0 BB: 0 P: 3	R: 3 E: 0 K: 0 S: 5	H: 2 LOB: 2 BB: 0 P: 6	R: 1 E: 0 K: 1 S: 6	H: 1 LOB: 2 BB: 2 P: 14	R: 1 E: 1 K: 1 S: 6	H: 1 LOB: 1 BB: 1 P: 10	1B: 6 2B: 2 3B: 1 HR: 1	SF: 0 SAC: 0 DP: 1 HBP: 1	WP: 1 PB: 0 SB: 1 CS: 0	PA: 38
<b>PITCHER</b>	IP WLS BF H R ER SO BB IBB HBP BLK WP HR S P ERA WHIP																			
Jamie Easterly, L (1, 1) ERA: 6.87	6.0 L 27 7 5 5 0 2 0 0 0 0 1 1 24 33 7.50 1.500																			
Mickey Mahler, L (7, 1) ERA: 3.32	2.0 11 2 2 2 2 1 2 0 0 1 1 0 12 24 9.00 1.500																			





Batter	1	2	3	4	5	6	7	8	9	AB	R	H	RBI	BB	SO	LOB	TOP									
<b>Pete Rose, S</b> OBP: 0.359, SLG: 0.418 <b>Ray Knight, R</b> OBP: 0.216, SLG: 0.292	G3-6-3 1B		6-3		L9	1B HBP	3-1			3	1	1	1	0	0	1	<b>Cincinnati Reds @ Montreal Expos</b> Olympic Stadium, Montreal, QB Fri Jul 21, 1978, 7:05 PM EDT Att: 25,825 - Unknown									
<b>Ken Griffey, L</b> OBP: 0.341, SLG: 0.401	B1		L5		G3	1B HBP	F8			5	0	1	1	0	0	2										
<b>Joe Morgan, L</b> OBP: 0.379, SLG: 0.430 <b>Junior Kennedy, R</b> OBP: 0.330, SLG: 0.224	G3-6-3 1-2			4-3				6-3		4	0	2	2	0	0	1										
<b>George Foster, R</b> OBP: 0.372, SLG: 0.561		G3 WP 1B HBP			BB 1B	F9		G3		3	1	1	0	1	0	1										
<b>Johnny Bench, R</b> OBP: 0.333, SLG: 0.452 <b>Vic Correll, R</b> OBP: 0.250, SLG: 0.267		G3			BB 1B					3	1	1	0	1	0	4										
<b>Dave Concepcion, R</b> OBP: 0.342, SLG: 0.401 <b>Rick Auerbach, R</b> OBP: 0.306, SLG: 0.400					BB			2B		4	2	2	1	0	1	4										
<b>Ken Henderson, S</b> OBP: 0.300, SLG: 0.206 <b>Dave Collins, S</b> OBP: 0.300, SLG: 0.206										4	2	2	1	0	1	4										
<b>Dan Driessen, L</b> OBP: 0.385, SLG: 0.468										3	2	1	1	1	1	3										
<b>Michael LaCoss, R</b> OBP: 0.250, SLG: 0.250 <b>Pedro Borbon, R</b> OBP: 0.200, SLG: 0.200										4	1	1	1	0	1	0										
<b>Inning Stats</b>	R: 0 E: 0 K: 0 S: 3	H: 1 LOB: 0 BB: 0 P: 3	R: 1 E: 0 K: 1 S: 6	H: 1 LOB: 1 BB: 0 P: 7	R: 0 E: 0 K: 0 S: 3	H: 0 LOB: 0 BB: 0 P: 3	R: 0 E: 0 K: 1 S: 6	H: 1 LOB: 2 BB: 0 P: 10	R: 0 E: 0 K: 0 S: 4	H: 1 LOB: 1 BB: 0 P: 4	R: 6 E: 0 K: 0 S: 9	H: 6 LOB: 3 BB: 2 P: 18	R: 3 E: 0 K: 0 S: 6	H: 3 LOB: 0 BB: 0 P: 6	R: 0 E: 0 K: 0 S: 4	H: 1 LOB: 1 BB: 0 P: 4		R: 0 E: 0 K: 1 S: 5	H: 0 LOB: 0 BB: 0 P: 5	1B: 11 2B: 2 3B: 0 HR: 1	SF: 0 SAC: 1 DP: 1 HBP: 2	WP: 1 PB: 0 SB: 0 CS: 0	PA: 45			
<b>PITCHER</b>	IP	WLS	BF	H	R	ER	SO	BB	IBB	HBP	BLK	WP	HR	S	P	ERA		WHIP								
<b>Ross Grimsley, L</b> ERA: 3.36	5.2	L	27	8	6	6	2	2	0	1	0	1	0	28	37	9.53		1.765								
<b>Gerry Pirtle, R</b> ERA: 4.5	0.1		8	5	4	4	0	1	0	1	0	0	1	6	11	108.00	18.000									
<b>Stan Bahnsen, R</b> ERA: 4.11	3.0		10	1	0	0	1	0	0	0	0	0	0	12	12	0.00	0.333									

AB	39
R	10
H	14
RBI	10
BB	3
SO	3
LOB	18



Batter	1	2	3	4	5	6	7	8	9	AB	R	H	RBI	BB	SO	LOB	BOTTOM								
<b>Dave Cash, R</b> OBP: 0.314, SLG: 0.339 <b>Pepe Frias, R</b> OBP: 0.300, SLG: 0.700	G3	3-1			P4		FC6-4		K	4	0	0	0	0	0	3	<b>Cincinnati Reds @ Montreal Expos</b> Olympic Stadium, Montreal, QB Fri Jul 21, 1978, 7:05 PM EDT Att: 25,825 - Unknown								
<b>Andra Dawson, R</b> OBP: 0.310, SLG: 0.431					F9					3	0	0	0	0	0	0									
<b>Ellis Valentine, R</b> OBP: 0.340, SLG: 0.518 <b>Sam Mejias, R</b> OBP: 0.222, SLG: 0.160										4	0	0	0	0	1	1									
<b>Tony Perez, R</b> OBP: 0.337, SLG: 0.464 <b>Del Unser, L</b> OBP: 0.313, SLG: 0.315										1	0	0	0	0	0	1									
<b>Larry Parrish, R</b> OBP: 0.312, SLG: 0.454										3	0	1	0	0	0	0									
<b>Warren Cromartie, L</b> OBP: 0.324, SLG: 0.368										4	2	2	0	0	0	1									
<b>Gary Carter, R</b> OBP: 0.322, SLG: 0.376 <b>Ed Herrmann, L</b> OBP: 0.203, SLG: 0.183										3	0	1	0	0	0	2									
<b>Chris Speier, R</b> OBP: 0.338, SLG: 0.347										2	0	1	0	2	0	1									
<b>Ross Grimsley, L</b> OBP: 0.207, SLG: 0.167 <b>Gerry Pirtle, R</b>										2	0	0	0	0	1	2									
<b>Stan Bahnsen, R</b> <b>Tom Hutton, L</b> OBP: 0.325, SLG: 0.337 <b>Stan Page, R</b> OBP: 0.345, SLG: 0.372										0	0	0	0	0	0	0									
<b>Inning Stats</b>	R: 0 E: 0 K: 0 S: 3	H: 0 LOB: 1 BB: 0 P: 4	R: 1 E: 0 K: 1 S: 8	H: 3 LOB: 2 BB: 0 P: 8	R: 0 E: 0 K: 1 S: 5	H: 0 LOB: 0 BB: 0 P: 5	R: 0 E: 0 K: 0 S: 4	H: 1 LOB: 1 BB: 0 P: 4	R: 0 E: 0 K: 0 S: 3	H: 0 LOB: 0 BB: 0 P: 3	R: 0 E: 0 K: 0 S: 4	H: 1 LOB: 1 BB: 0 P: 4	R: 0 E: 0 K: 0 S: 3	H: 0 LOB: 1 BB: 1 P: 7	R: 0 E: 0 K: 0 S: 3	H: 0 LOB: 0 BB: 0 P: 3		R: 2 E: 1 K: 1 S: 6	H: 2 LOB: 1 BB: 2 P: 14	1B: 6 2B: 1 3B: 0 HR: 0	SF: 1 SAC: 0 DP: 1 HBP: 1	WP: 0 PB: 0 SB: 0 CS: 1	PA: 37		
<b>PITCHER</b>	IP	WLS	BF	H	R	ER	SO	BB	IBB	HBP	BLK	WP	HR	S	P	ERA		WHIP							
<b>Michael LaCoss, R</b> ERA: 4.0	8.0	W	34	7	3	3	2	2	0	1	0	0	0	35	44	3.38	1.125								
<b>Pedro Borbon, R</b> ERA: 4.02	1.0		3	0	0	0	1	1	0	0	0	0	0	4	8	0.00	1.000								

AB	32
R	3
H	7
RBI	2
BB	3
SO	3
LOB	15





Batter	1	2	3	4	5	6	7	8	9	AB	R	H	RBI	BB	SO	LOB	TOP								
<b>Pete Rose, S</b> OBP: 0.358, SLG: 0.418 (1, 5)										3	0	1	1	0	0	0	<b>Cincinnati Reds @ Montreal Expos</b> Olympic Stadium, Montreal, QB Sat Jul 22 1978, 3:33 AM EDT Att: 28,920 - Unknown								
<b>Doug Bair, R</b> OBP: 0.100, SLG: 0.100 (8, 1)										0	0	0	0	0	0	0									
<b>Ken Griffey, L</b> OBP: 0.340, SLG: 0.397 (1, 9)										3	0	0	0	1	0	2									
<b>Joe Morgan, L</b> OBP: 0.376, SLG: 0.425 (1, 4)										3	0	0	0	1	0	2									
<b>George Foster, R</b> OBP: 0.368, SLG: 0.555 (1, 7)										3	0	0	0	1	0	2									
<b>Johnny Bench, R</b> OBP: 0.332, SLG: 0.462 (1, 2)										4	0	0	0	0	1	2									
<b>Dave Concepcion, R</b> OBP: 0.347, SLG: 0.402 (1, 6)										4	1	1	1	0	0	0									
<b>Ken Henderson, S</b> OBP: 0.325, SLG: 0.449 (1, 8)										2	0	1	0	2	0	0									
<b>Dan Driessen, L</b> OBP: 0.385, SLG: 0.466 (1, 3)										3	0	0	0	0	1	3									
<b>Fred Norman, S</b> OBP: 0.190, SLG: 0.171 (1, 1)										3	1	1	0	0	1	1									
<b>Dave Collins, S</b> OBP: 0.309, SLG: 0.217 (8, PH)										2	0	0	0	0	2	1									
<b>Ray Knight, R</b> OBP: 0.216, SLG: 0.292 (8, 5)										1	0	1	0	0	0	0									
<b>Inning Stats</b>	R: 0 E: 0 K: 0 S: 2	H: 0 LOB: 1 BB: 2 P: 10	R: 0 E: 0 K: 1 S: 5	H: 1 LOB: 0 BB: 0 P: 5	R: 0 E: 0 K: 2 S: 7	H: 0 LOB: 0 BB: 0 P: 7	R: 0 E: 0 K: 0 S: 3	H: 0 LOB: 0 BB: 0 P: 3	R: 0 E: 0 K: 0 S: 2	H: 0 LOB: 1 BB: 1 P: 6	R: 1 E: 1 K: 1 S: 7	H: 2 LOB: 1 BB: 0 P: 7	R: 1 E: 0 K: 0 S: 4	H: 1 LOB: 1 BB: 1 P: 8	R: 0 E: 0 K: 0 S: 4	H: 1 LOB: 1 BB: 0 P: 4	R: 0 E: 0 K: 1 S: 5	H: 0 LOB: 0 BB: 0 P: 5	1B: 4 2B: 0 3B: 0 HR: 1	SF: 0 SAC: 1 DP: 2 HBP: 0	WP: 0 PB: 0 SB: 0 CS: 0	PA: 33			
<b>PITCHER</b>	IP	WLS	BF	H	R	ER	SO	BB	IBB	HBP	BLK	WP	HR	S	P	ERA	WHIP								
<b>Dan Schatzeder, L</b> ERA: 2.49 (1, 1)	7.0	L	26	4	2	1	4	4	0	0	0	0	1	30	46	1.29	1.143								
<b>Darold Knowles, L</b> ERA: 2.31 (8, 1)	2.0	S	7	1	0	0	1	0	0	0	0	0	0	9	9	0.00	0.500								

Batter	1	2	3	4	5	6	7	8	9	AB	R	H	RBI	BB	SO	LOB	BOTTOM								
<b>Dave Cash, R</b> OBP: 0.315, SLG: 0.338 (1, 4)										4	0	1	0	1	0	1	<b>Cincinnati Reds @ Montreal Expos</b> Olympic Stadium, Montreal, QB Sat Jul 22 1978, 3:33 AM EDT Att: 28,920 - Unknown								
<b>Andra Dawson, R</b> OBP: 0.311, SLG: 0.429 (1, 8)										4	0	1	0	1	1	2									
<b>Ellis Valentine, R</b> OBP: 0.341, SLG: 0.517 (1, 9)										5	0	2	0	0	0	3									
<b>Tony Perez, R</b> OBP: 0.339, SLG: 0.463 (8, PR)										3	0	1	0	1	0	2									
<b>Pepe Frias, R</b> OBP: 0.300, SLG: 0.700 (9, 3)										0	0	0	0	0	0	0									
<b>Del Unser, L</b> OBP: 0.313, SLG: 0.315 (9, 3)										0	0	0	0	0	0	0									
<b>Larry Parrish, R</b> OBP: 0.311, SLG: 0.452 (1, 5)										4	0	1	0	0	0	2									
<b>Warren Cromartie, L</b> OBP: 0.323, SLG: 0.395 (1, 7)										4	1	1	1	0	1	2									
<b>Gary Carter, R</b> OBP: 0.321, SLG: 0.375 (1, 2)										4	0	1	0	0	1	3									
<b>Chris Speier, R</b> OBP: 0.335, SLG: 0.343 (9, PH)										3	0	0	0	0	2	1									
<b>Tom Hutton, L</b> OBP: 0.341, SLG: 0.337 (9, PH)										0	0	0	0	1	0	0									
<b>Dan Schatzeder, L</b> OBP: 0.250, SLG: 0.313 (7, PH)										2	0	0	0	0	0	0									
<b>Stan Papi, R</b> OBP: 0.341, SLG: 0.367 (8, 1)										1	0	0	0	0	1	0									
<b>Darold Knowles, L</b> OBP: 0.333, SLG: 0.333 (8, 1)										0	0	0	0	0	0	0									
<b>Inning Stats</b>	R: 0 E: 0 K: 0 S: 4	H: 1 LOB: 2 BB: 1 P: 8	R: 0 E: 0 K: 0 S: 3	H: 0 LOB: 0 BB: 0 P: 3	R: 0 E: 0 K: 0 S: 4	H: 1 LOB: 2 BB: 1 P: 8	R: 0 E: 0 K: 1 S: 6	H: 1 LOB: 1 BB: 0 P: 6	R: 0 E: 0 K: 0 S: 4	H: 1 LOB: 1 BB: 0 P: 4	R: 1 E: 0 K: 0 S: 4	H: 1 LOB: 0 BB: 0 P: 4	R: 0 E: 0 K: 3 S: 10	H: 1 LOB: 1 BB: 0 P: 10	R: 0 E: 1 K: 2 S: 9	H: 2 LOB: 3 BB: 0 P: 9	R: 0 E: 0 K: 0 S: 3	H: 0 LOB: 2 BB: 2 P: 11	1B: 7 2B: 0 3B: 0 HR: 1	SF: 0 SAC: 1 DP: 0 HBP: 0	WP: 0 PB: 0 SB: 0 CS: 0	PA: 39			
<b>PITCHER</b>	IP	WLS	BF	H	R	ER	SO	BB	IBB	HBP	BLK	WP	HR	S	P	ERA	WHIP								
<b>Fred Norman, L</b> ERA: 3.31 (1, 1)	7.0	W	29	6	1	1	4	2	0	0	0	0	1	35	43	1.29	1.143								
<b>Doug Bair, R</b> ERA: 1.53 (8, 1)	2.0	S	10	2	0	0	2	2	0	0	0	0	0	12	20	0.00	2.000								

AB	28
R	2
H	5
RBI	2
BB	4
SO	5
LOB	11





Batter	1	2	3	4	5	6	7	8	9	10	11	12	13	14	AB	R	H	RBI	BB	SO	LOB	TOP
<b>Pete Rose, S</b> OBP: 0.357, SLG: 0.419 <b>Pedro Borbon, R</b> OBP: 0.200, SLG: 0.200	L4		G6-3			G3	4-3			2B		4-3		SF9	6	0	2	1	0	0	3	
<b>Mike Lum, L</b> OBP: 0.400, SLG: 0.475 <b>Dave Collins, S</b> OBP: 0.300, SLG: 0.214 <b>Cesar Geronimo, L</b> OBP: 0.337, SLG: 0.374	4-3		1B			G3		F9		P6		K		F7	3	0	1	1	0	0	1	
<b>Joe Morgan, L</b> OBP: 0.379, SLG: 0.427	BB		F8			HR		F8		F7					4	1	1	0	2	0	2	
<b>George Foster, R</b> OBP: 0.373, SLG: 0.553	P6														3	1	1	0	3	1	2	
<b>Dan Driessen, L</b> OBP: 0.385, SLG: 0.473		K													4	1	1	3	1	1	2	
<b>Johnny Bench, R</b> OBP: 0.329, SLG: 0.454 <b>Vic Cornell, R</b> OBP: 0.242, SLG: 0.258	5-3														4	0	0	0	1	0	0	
<b>Ken Henderson, S</b> OBP: 0.310, SLG: 0.420 <b>Doug Bair, R</b> OBP: 0.350, SLG: 0.500 <b>Manny Sarmiento, R</b> OBP: 0.327, SLG: 0.522 <b>Rick Auerbach, R</b> OBP: 0.325, SLG: 0.440 <b>Ray Knight, R</b> OBP: 0.374, SLG: 0.502	P6														4	0	0	0	0	1	0	
<b>Dave Concepcion, R</b> OBP: 0.345, SLG: 0.399															5	1	1	0	0	1	2	
<b>Tom Seaver, R</b> OBP: 0.250, SLG: 0.171 <b>Dave Tomlin, L</b> OBP: 0.250, SLG: 0.250 <b>Ken Griffey, L</b> OBP: 0.340, SLG: 0.397															2	0	1	0	0	0	0	
<b>Inning Stats</b>	R: 0 E: 0 K: 0 S: 3	H: 0 LOB: 1 BB: 1 P: 7	R: 0 E: 0 K: 1 S: 5	H: 0 LOB: 0 BB: 0 P: 5	R: 1 E: 0 K: 0 S: 5	H: 2 LOB: 1 BB: 0 P: 5	R: 0 E: 0 K: 0 S: 3	H: 1 LOB: 0 BB: 0 P: 3	R: 0 E: 0 K: 1 S: 5	H: 0 LOB: 0 BB: 0 P: 7	R: 0 E: 0 K: 1 S: 5	H: 0 LOB: 0 BB: 0 P: 5	R: 0 E: 0 K: 1 S: 4	H: 0 LOB: 0 BB: 2 P: 11	R: 0 E: 0 K: 1 S: 4	H: 0 LOB: 0 BB: 1 P: 12	R: 1 E: 0 K: 0 S: 4	H: 1 LOB: 1 BB: 1 P: 8	1B: 6 2B: 2 HR: 1	SF: 1 SAC: 3 DP: 3	WP: 2 PA: 56	
<b>PITCHER</b>	IP	WLS	BF	H	R	ER	SO	BB	IBB	HBP	BLK	WP	HR	S	P	ERA	WHIP					
<b>Steve Rogers, R</b> ERA: 2.26	6.0		24	6	4	4	2	2	0	0	0	0	0	4	34	6.00	1.333					
<b>Mike Garman, R</b> ERA: 4.81	1.0	4	1	0	0	0	0	0	0	0	0	0	0	4	4	0.00	1.000					
<b>Darold Knowles, L</b> ERA: 2.16	3.1	14	1	0	0	1	2	1	0	0	0	0	0	13	25	0.00	0.900					
<b>Stan Bahnsen, R</b> ERA: 3.82	2.2	9	0	0	0	2	2	0	0	0	0	1	0	11	19	0.00	0.750					
<b>Wayne Twitchell, R</b> ERA: 5.75	1.0	L	5	1	1	1	0	1	0	0	0	1	0	4	8	9.00	2.000					

Cincinnati Reds @ Montreal Expos  
Olympic Stadium, Montreal, QB  
Sun Jul 23 1978, 3:33 AM EDT  
Att: 28,391 - Unknown

AB 44  
R 5  
H 9  
RBI 5  
BB 8  
SO 5  
LOB 17



Batter	1	2	3	4	5	6	7	8	9	10	11	12	13	14	AB	R	H	RBI	BB	SO	LOB	BOTTOM		
<b>Dave Cash, R</b> OBP: 0.312, SLG: 0.335	5-3		5-3			3B	1B	F9	P4	1-6-3				5-3	7	1	1	0	0	0	6			
<b>Andre Dawson, R</b> OBP: 0.313, SLG: 0.433	K		K			6-3	3B	1B			K			F5	6	1	2	1	1	3	0			
<b>Ellis Valentine, R</b> OBP: 0.343, SLG: 0.514	K					6-3	3B	1B			4-3			SH2-4	6	0	2	1	1	1	1			
<b>Tony Perez, R</b> OBP: 0.341, SLG: 0.468 <b>Darold Knowles, L</b> OBP: 0.250, SLG: 0.250 <b>Stan Bahnsen, R</b>	FC6-4					4-3		K			K			SH2-4	3	0	1	0	1	1	3			
<b>Dan Schatzeder, L</b> OBP: 0.294, SLG: 0.313 <b>Wayne Twitchell, R</b> OBP: 0.182, SLG: 0.100	BB					4-3		K			K			SH2-4	1	0	0	0	0	0	0			
<b>Larry Parrish, R</b> OBP: 0.310, SLG: 0.451	FC6-4					5-3		3B						BB	7	1	2	0	0	0	7			
<b>Warren Cromarrie, L</b> OBP: 0.328, SLG: 0.399						2B		2B						SH1-4	6	1	3	1	0	1	4			
<b>Gary Carter, R</b> OBP: 0.320, SLG: 0.371						2B		1B						1B										
<b>Chris Speier, R</b> OBP: 0.332, SLG: 0.340 <b>Tom Hutton, L</b> OBP: 0.328, SLG: 0.337 <b>Stan Papi, R</b> OBP: 0.344, SLG: 0.363						P6		1B						FC3-2	6	0	1	0	1	1	2			
<b>Pepe Frias, R</b> OBP: 0.250, SLG: 0.583						K		1B						FC3-2	3	0	0	0	0	0	0			
<b>Steve Rogers, R</b> OBP: 0.332, SLG: 0.407 <b>Mike Garman, R</b> OBP: 0.310, SLG: 0.315 <b>Sam Mejias, R</b> OBP: 0.300, SLG: 0.182 <b>Ed Herrmann, L</b> OBP: 0.194, SLG: 0.175	L3														2	0	0	0	0	1	0			
<b>Inning Stats</b>	R: 0 E: 0 K: 2 S: 8	H: 0 LOB: 2 BB: 1 P: 12	R: 0 E: 0 K: 1 S: 5	H: 0 LOB: 0 BB: 0 P: 5	R: 0 E: 0 K: 1 S: 5	H: 0 LOB: 0 BB: 0 P: 5	R: 0 E: 0 K: 0 S: 4	H: 1 LOB: 1 BB: 0 P: 4	R: 0 E: 0 K: 1 S: 6	H: 3 LOB: 3 BB: 2 P: 6	R: 0 E: 0 K: 2 S: 7	H: 0 LOB: 0 BB: 0 P: 7	R: 0 E: 0 K: 1 S: 4	H: 1 LOB: 1 BB: 1 P: 12	R: 0 E: 0 K: 0 S: 4	H: 1 LOB: 1 BB: 2 P: 4	R: 0 E: 0 K: 0 S: 4	H: 1 LOB: 3 BB: 2 P: 12	R: 0 E: 0 K: 0 S: 3	H: 0 LOB: 0 BB: 0 P: 3	1B: 9 2B: 2 3B: 2	SF: 0 SAC: 2 DP: 0	WP: 0 PA: 63	
<b>PITCHER</b>	IP	WLS	BF	H	R	ER	SO	BB	IBB	HBP	BLK	WP	HR	S	P	ERA	WHIP							
<b>Tom Seaver, R</b> ERA: 3.22	7.1		34	8	4	4	7	3	0	0	0	0	0	3	57	4.91	1.500							
<b>Dave Tomlin, L</b> ERA: 3.52	0.2	3	1	0	0	0	0	0	0	0	0	0	0	3	3	0.00	1.500							
<b>Doug Bair, R</b> ERA: 1.48	2.0	9	1	0	0	2	1	1	0	0	0	0	0	11	19	0.00	1.000							
<b>Manny Sarmiento, R</b> ERA: 2.81	3.0	W	14	3	0	0	0	2	0	0	0	0	0	12	20	0.00	1.667							
<b>Pedro Borbon, R</b> ERA: 3.96	1.0	S	3	0	0	0	0	0	0	0	0	0	0	3	3	0.00	0.000							

Cincinnati Reds @ Montreal Expos  
Olympic Stadium, Montreal, QB  
Sun Jul 23 1978, 3:33 AM EDT  
Att: 28,391 - Unknown

AB 54  
R 4  
H 13  
RBI 4  
BB 7  
SO 9  
LOB 30





Batter	1	2	3	4	5	6	7	8	9	AB	R	H	RBI	BB	SO	LOB	TOP										
Dave Cash, R OBP: 0.311, SLG: 0.336 Pepe Frias, R OBP: 0.250, SLG: 0.583	6-3		SF8 1B 2B		5-3			6-3	4-3	5	1	1	0	0	0	3											
Andra Dawson, R OBP: 0.310, SLG: 0.429	5-3		SF8		6-3			L9		3	0	0	1	0	0	0											
Ellis Valentine, R OBP: 0.342, SLG: 0.511 Del Unser, L OBP: 0.318, SLG: 0.315	4-3		S 1B		F8			L8		4	1	1	1	0	0	0											
Tony Perez, R OBP: 0.342, SLG: 0.468 Sam Mejias, R OBP: 0.250, SLG: 0.192		F7	2B 1B			K			G3 HBP 1B	4	1	2	1	0	1	0											
Larry Parrish, R OBP: 0.315, SLG: 0.456		FC6-4 1B	2B			F7			1B G3 HBP	3	0	2	1	0	0	0											
Warren Cromartie, L OBP: 0.323, SLG: 0.395		F7	P3			4-3			G3	4	0	0	0	0	0	4											
Gary Carter, R OBP: 0.319, SLG: 0.367		FC6-4			F7				1B IBB	3	0	0	0	1	1	1											
Chris Speier, R OBP: 0.331, SLG: 0.339			P6		K				1B	4	0	1	1	0	1	0											
Hal Dues, R OBP: 0.214, SLG: 0.214 Tom Hutton, L OBP: 0.327, SLG: 0.335 Mike Garman, R			2B SF8 1B		F9			F8	K	2	1	1	0	0	0	0											
Darold Knowles, L OBP: 0.250, SLG: 0.250 Gerry Pirtle, R										1	0	0	0	0	0	0											
<b>Inning Stats</b>	R: 0 E: 0 K: 0 S: 3	H: 0 LOB: 0 BB: 0 P: 3	R: 0 E: 0 K: 0 S: 4	H: 1 LOB: 1 BB: 0 P: 4	R: 4 E: 0 K: 0 S: 8	H: 5 LOB: 1 BB: 0 P: 8	R: 0 E: 0 K: 1 S: 5	H: 0 LOB: 0 BB: 0 P: 5	R: 0 E: 0 K: 1 S: 5	H: 0 LOB: 0 BB: 0 P: 5	R: 0 E: 0 K: 0 S: 3	H: 0 LOB: 0 BB: 0 P: 3	R: 0 E: 0 K: 0 S: 3	H: 0 LOB: 0 BB: 0 P: 3	R: 1 E: 0 K: 1 S: 7	H: 2 LOB: 3 BB: 1 P: 12	1B: 6 2B: 2 3B: 0 HR: 0	SF: 1 SAC: 0 DP: 0 HBP: 1	WP: 0 PA: 37 PB: 0 SB: 1 CS: 0								
<b>PITCHER</b>	IP	WLS	BF	H	R	ER	SO	BB	IBB	HBP	BLK	WP	HR	S	P	ERA	WHIP										
Mark Lemongello, R ERA: 3.78 Ken Forsch, R ERA: 3.09	8.0		30	6	4	4	3	0	0	0	0	0	0	36	36	4.50	0.750										

**Montreal Expos @ Houston Astros**  
Astrodome, Houston, TX  
Mon Jul 24 1978, 8:05 PM EDT  
Att: 7,843 - Dome

AB	34
R	5
H	8
RBI	5
BB	1
SO	4
LOB	11



Batter	1	2	3	4	5	6	7	8	9	AB	R	H	RBI	BB	SO	LOB	BOTTOM										
Rafael Landestoy, S OBP: 0.343, SLG: 0.333	G3-6-3 BB		6-3	F8					1B BB	4	1	2	2	2	0	2											
Terry Puhl, L OBP: 0.333, SLG: 0.387	G3-6-3		F7		K				2B SF7 1B	5	1	1	0	0	1	3											
Enos Cabell, R OBP: 0.321, SLG: 0.390			1B		CS 1B			6-3	1B 2B	5	1	4	1	0	0	0											
Jose Cruz, L OBP: 0.346, SLG: 0.407 Jesus Alou, R OBP: 0.353, SLG: 0.426			K		WP 1B				SF7	4	0	3	0	0	1	1											
Bob Watson, R OBP: 0.352, SLG: 0.452		WP 1B	F8		1B BB			F8	1B BB	3	1	1	0	2	0	3											
Art Howe, R OBP: 0.349, SLG: 0.456		WP 1B	F7		K			F8	K	5	0	1	0	0	2	5											
Dave Bergman, L OBP: 0.349, SLG: 0.220 Wilbur Howard, S OBP: 0.286, SLG: 0.321		L9			1B BB			4-3	F7	3	0	0	0	1	0	2											
Luis Pujols, R OBP: 0.204, SLG: 0.235 Denny Walling, L OBP: 0.300, SLG: 0.299 Ken Forsch, R OBP: 0.222, SLG: 0.222 Julio Gonzalez, R OBP: 0.291, SLG: 0.269		K			K				4-3	3	0	0	0	0	3	3											
Mark Lemongello, R OBP: 0.234, SLG: 0.205 Bruce Bochy, R OBP: 0.417, SLG: 0.636		4-3			1B				F7	3	0	2	0	0	0	2											
<b>Inning Stats</b>	R: 0 E: 0 K: 1 S: 5	H: 1 LOB: 1 BB: 1 P: 9	R: 0 E: 0 K: 1 S: 7	H: 2 LOB: 2 BB: 0 P: 7	R: 0 E: 0 K: 0 S: 5	H: 2 LOB: 2 BB: 0 P: 5	R: 0 E: 0 K: 1 S: 6	H: 1 LOB: 2 BB: 1 P: 10	R: 0 E: 0 K: 2 S: 8	H: 2 LOB: 2 BB: 1 P: 12	R: 0 E: 0 K: 1 S: 7	H: 2 LOB: 2 BB: 0 P: 7	R: 0 E: 0 K: 0 S: 4	H: 1 LOB: 1 BB: 0 P: 4	R: 0 E: 0 K: 0 S: 3	H: 0 LOB: 0 BB: 0 P: 3	R: 6 E: 0 K: 1 S: 10	H: 5 LOB: 2 BB: 2 P: 18	1B: 13 2B: 3 3B: 0 HR: 0	SF: 1 SAC: 0 DP: 1 HBP: 0	WP: 2 PA: 46 PB: 0 SB: 0 CS: 1						
<b>PITCHER</b>	IP	WLS	BF	H	R	ER	SO	BB	IBB	HBP	BLK	WP	HR	S	P	ERA	WHIP										
Hal Dues, R ERA: 2.17 Mike Garman, R ERA: 5.2 Darold Knowles, L ERA: 2.66 Gerry Pirtle, R ERA: 4.5	6.0		29	10	0	0	6	3	0	0	0	2	0	38	50	0.00	2.167										

**Montreal Expos @ Houston Astros**  
Astrodome, Houston, TX  
Mon Jul 24 1978, 8:05 PM EDT  
Att: 7,843 - Dome

AB	40
R	6
H	16
RBI	6
BB	5
SO	7
LOB	23





Batter	1	2	3	4	5	6	7	8	9	10	11	12	13	AB	R	H	RBI	BB	SO	LOB	TOP	
Dave Cash, R OBP: 0.309, SLG: 0.333 (1, 4)	F9		K		FC1-2			6-3		SH5-4 1B		F5		6	0	1	0	0	1	2		
Andre Dawson, R OBP: 0.306, SLG: 0.425 (1, 8)	5-3			5-3		5-3		6-3		SH5-4				4	0	0	0	1	0	0		
Ellis Valentine, R OBP: 0.342, SLG: 0.508 (1, 9)	F8			F4						6-3		1-3		6	0	2	0	0	0	2		
Tony Perez, R OBP: 0.345, SLG: 0.467 (13, PR)		K												5	0	2	0	1	2	2		
Sam Mejias, R OBP: 0.250, SLG: 0.192 (13, 7)					1B			K						0	0	0	0	0	0	0		
Larry Parrish, R OBP: 0.317, SLG: 0.456 (1, 5)	F7			K										5	2	2	0	0	2	3		
Warren Cromartie, L OBP: 0.326, SLG: 0.396 (13, 3)														4	0	2	0	1	0	1		
Gary Carter, R OBP: 0.317, SLG: 0.364 (1, 2)	FC6-4				E4 FC1-2									6	0	1	1	0	0	5		
Chris Speier, R OBP: 0.329, SLG: 0.335 (1, 6)				4-3		K								6	0	1	1	0	1	5		
Woodie Fryman, R OBP: 0.029, SLG: 0.059 (8, 1)				1-3		K								3	0	0	0	0	1	3		
Tom Hutton, L OBP: 0.325, SLG: 0.333 (12, PH)														1	0	0	0	0	0	1		
Wayne Twitchell, R OBP: 0.182, SLG: 0.100 (12, 1)														1	0	0	0	0	0	0		
														0	0	0	0	0	0	0		
<b>Inning Stats</b>	R: 0 E: 0 K: 0 S: 3	H: 0 LOB: 0 BB: 0 P: 3	R: 0 E: 0 K: 1 S: 6	H: 1 LOB: 1 BB: 0 P: 6	R: 0 E: 0 K: 1 S: 5	H: 0 LOB: 0 BB: 0 P: 5	R: 0 E: 0 K: 1 S: 6	H: 1 LOB: 2 BB: 0 P: 9	R: 0 E: 0 K: 2 S: 9	H: 1 LOB: 1 BB: 0 P: 6	R: 0 E: 0 K: 1 S: 6	H: 1 LOB: 2 BB: 0 P: 10	R: 0 E: 0 K: 0 S: 3	H: 0 LOB: 0 BB: 0 P: 3	R: 0 E: 0 K: 0 S: 3	H: 0 LOB: 1 BB: 1 P: 7	R: 0 E: 0 K: 0 S: 4	H: 1 LOB: 2 BB: 1 P: 8	1B: 11 2B: 0 3B: 0 HR: 0	SF: 0 SAC: 3 DP: 1 HBP: 0	WIP: 1 PB: 0 SB: 0 CS: 0	PA: 53
<b>PITCHER</b>	IP WLS BF H R ER SO P ERA WHIP	8.0 31 7 1 1 6 43 43 1.12 0.875	5.0 22 4 1 1 1 2 0 0 21 33 1.80 1.000																			

Montreal Expos @ Houston Astros  
Astrodome, Houston, TX  
Tue Jul 25 1978, 8:05 PM EDT  
Att. 8,383 - Dome

AB 47  
R 2  
H 11  
RBI 2  
BB 3  
SO 7  
LOB 24



Batter	1	2	3	4	5	6	7	8	9	10	11	12	13	AB	R	H	RBI	BB	SO	LOB	BOTTOM	
Rafael Landestoy, S OBP: 0.342, SLG: 0.334 (1, 6)	F7		FC6-4 BB		6-3									5	1	1	0	1	0	1		
Terry Puhl, L OBP: 0.333, SLG: 0.385 (8, PH)	5-3													2	0	0	0	1	0	0		
Jesus Alou, R OBP: 0.369, SLG: 0.432 (9, 1)														1	0	1	1	0	0	0		
Ken Forsch, R OBP: 0.200, SLG: 0.200 (13, PH)														1	0	0	0	0	1	0		
Denny Walling, L OBP: 0.305, SLG: 0.304 (1, 5)	K													5	0	0	0	1	4	4		
Enos Cabell, R OBP: 0.319, SLG: 0.386 (1, 3)														6	0	1	0	0	2	5		
Bob Watson, R OBP: 0.349, SLG: 0.447 (1, 4)														5	0	1	1	1	0	2		
Art Howe, R OBP: 0.349, SLG: 0.452 (1, 7)	FC5-4 1B													5	0	1	1	1	0	2		
Wilbur Howard, S OBP: 0.281, SLG: 0.315 (1, 9)														5	0	1	0	0	0	2		
Jose Cruz, L OBP: 0.344, SLG: 0.413 (1, 2)	F7													5	1	1	1	0	0	3		
Bruce Bochy, R OBP: 0.400, SLG: 0.571 (8, PR)														3	0	1	0	0	1	0		
Jimmy Sexton, R OBP: 0.215, SLG: 0.163 (9, 2)														0	1	0	0	0	0	0		
Luis Pujols, R OBP: 0.200, SLG: 0.230 (1, 1)														2	0	0	0	0	1	0		
Vern Ruhle, R OBP: 0.276, SLG: 0.256 (6, PH)														2	0	0	0	0	1	1		
Julio Gonzalez, R OBP: 0.276, SLG: 0.256 (9, 6)														3	0	0	0	0	0	1		
<b>Inning Stats</b>	R: 0 E: 0 K: 1 S: 5	H: 0 LOB: 0 BB: 0 P: 5	R: 0 E: 0 K: 0 S: 4	H: 2 LOB: 1 BB: 0 P: 4	R: 0 E: 0 K: 2 S: 8	H: 1 LOB: 2 BB: 1 P: 12	R: 0 E: 1 K: 0 S: 4	H: 0 LOB: 1 BB: 0 P: 4	R: 0 E: 0 K: 1 S: 5	H: 0 LOB: 0 BB: 0 P: 5	R: 0 E: 0 K: 0 S: 3	H: 0 LOB: 0 BB: 0 P: 3	R: 0 E: 0 K: 2 S: 7	H: 0 LOB: 0 BB: 0 P: 7	R: 0 E: 0 K: 1 S: 5	H: 0 LOB: 0 BB: 0 P: 5	R: 0 E: 0 K: 1 S: 6	H: 2 LOB: 3 BB: 2 P: 14	1B: 7 2B: 0 3B: 0 HR: 1	SF: 0 SAC: 0 DP: 0 HBP: 0	WIP: 0 PB: 0 SB: 0 CS: 1	PA: 50
<b>PITCHER</b>	IP WLS BF H R ER SO P ERA WHIP	7.1 29 5 1 1 4 20 20 0.00 0.955	3.2 12 1 1 1 4 0 0 2.46 0.273	1.2 9 2 1 1 2 1 1 5.40 1.800																		

Montreal Expos @ Houston Astros  
Astrodome, Houston, TX  
Tue Jul 25 1978, 8:05 PM EDT  
Att. 8,383 - Dome

AB 46  
R 3  
H 8  
RBI 3  
BB 4  
SO 10  
LOB 19






Batter	1	2	3	4	5	6	7	8	9	AB	R	H	RBI	BB	SO	LOB	TOP			
Stan Papi, R OBP: 0.330, SLG: 0.345 (1, 4)	L4		5-3			F3			K	4	0	0	0	0	1	0				
Del Unser, L OBP: 0.308, SLG: 0.304 (1, 8)	5-3			4-3		F8			K	4	0	0	0	0	1	0				
Ellis Valentine, R OBP: 0.341, SLG: 0.505 (1, 9)				L4			5-3		F9	4	0	1	0	0	0	0				
Tony Perez, R OBP: 0.347, SLG: 0.467 (1, 3)	PO	FC4-6 1B		G3					BB	2	0	1	0	1	0	0				
Larry Parrish, R OBP: 0.317, SLG: 0.454 (1, 5)		FC4-6 1B				K PB 1B			P3	3	0	1	0	0	0	2				
Warren Cromartie, L OBP: 0.324, SLG: 0.393 (1, 7)		L8				K 1-3			F8	3	0	0	0	0	1	3				
Chris Speier, R OBP: 0.329, SLG: 0.335 (1, 6)		4-3							E6 G3-6 1B	3	0	1	0	0	0	1				
Ed Herrmann, L OBP: 0.186, SLG: 0.167 (1, 2)			P6			G3			F9	3	0	0	0	0	0	2				
Ross Grimsley, L OBP: 0.200, SLG: 0.161 Darold Knowles, L OBP: 0.250, SLG: 0.250 Tom Hutton, L OBP: 0.323, SLG: 0.331 Mike Garman, R OBP: 0.341, SLG: 0.505 (1, 1) (7, 1) (8, PH) (8, 1)			G3			5-3			G3-6-1 1-2	2	0	0	0	0	0	0				
<b>Inning Stats</b>	R: 0 E: 0 K: 0 S: 3	H: 1 LOB: 0 BB: 0 P: 3	R: 0 E: 0 K: 0 S: 4	H: 1 LOB: 1 BB: 0 P: 4	R: 0 E: 0 K: 0 S: 3	H: 0 LOB: 0 BB: 0 P: 3	R: 0 E: 0 K: 0 S: 3	H: 0 LOB: 0 BB: 0 P: 3	R: 0 E: 0 K: 1 S: 6	H: 2 LOB: 1 BB: 0 P: 6	R: 0 E: 0 K: 0 S: 3	H: 0 LOB: 1 BB: 1 P: 7	R: 0 E: 1 K: 0 S: 3	H: 0 LOB: 0 BB: 0 P: 3	R: 0 E: 0 K: 2 S: 7	H: 0 LOB: 0 BB: 0 P: 7	1B: 4 2B: 0 3B: 0 HR: 0	SF: 0 SAC: 0 DP: 1 HBP: 0	WP: 0 PB: 1 SB: 0 CS: 0	PA: 31
<b>PITCHER</b> Joe Niekro, R ERA: 4.85 (1, 1)	IP: 9.0 WLS: W BF: 30 H: 4 R: 0 ER: 0 SO: 3 BB: 1 IBB: 0 HBP: 0 BLK: 0 WP: 0 HR: 0 S: 35 P: 39 ERA: 0.00 WHIP: 0.556																			

**Montreal Expos @ Houston Astros**  
Astrodome, Houston, TX  
Wed Jul 26 1978, 8:05 PM EDT  
Att: 8,465 - Dome


AB 29  
R 0  
H 4  
RBI 0  
BB 1  
SO 3  
LOB 9




Batter	1	2	3	4	5	6	7	8	9	AB	R	H	RBI	BB	SO	LOB	BOTTOM			
Terry Puhl, L OBP: 0.333, SLG: 0.383 (1, 8)	S 1B		G3			F8			FC3-6 1-6-3 1-2	4	0	1	0	0	0	2				
Mike Fischlin, R OBP: 0.194, SLG: 0.149 (1, 6)	K 1-2		5-3						1-6-3 1-3	4	0	1	0	0	1	2				
Enos Cabell, R OBP: 0.320, SLG: 0.399 (1, 5)	K			5-3		SF9 3B			HR	4	2	2	1	0	1	1				
Bob Watson, R OBP: 0.351, SLG: 0.461 Julio Gonzalez, R OBP: 0.276, SLG: 0.255 (8, PR) (9, 4)	6-3			HR		SF9			FC5 2B	3	1	2	2	0	0	1				
Art Howe, R OBP: 0.345, SLG: 0.447 Dave Bergman, L OBP: 0.348, SLG: 0.220 (1, 4) (9, 3)		F9		5-3		F9			P3	4	0	0	0	0	0	1				
Wilbur Howard, S OBP: 0.290, SLG: 0.333 (1, 7)		1B 2B		F7					P2	4	0	2	0	0	0	1				
Jose Cruz, L OBP: 0.348, SLG: 0.415 (1, 9)		G5-4-3 1B				G3			IBB	3	1	2	0	1	0	1				
Luis Pujols, R OBP: 0.204, SLG: 0.244 (1, 2)		G5-4-3 1-2				SH1-4 2B			FC5	3	1	1	0	0	0	4				
Joe Niekro, R OBP: 0.273, SLG: 0.333 (1, 1)			L7			1B 2B			FC3-6 1B	3	0	2	2	0	0	0				
<b>Inning Stats</b>	R: 0 E: 0 K: 2 S: 8	H: 1 LOB: 1 BB: 0 P: 8	R: 0 E: 0 K: 0 S: 4	H: 2 LOB: 1 BB: 0 P: 4	R: 0 E: 0 K: 0 S: 3	H: 0 LOB: 0 BB: 0 P: 3	R: 1 E: 0 K: 0 S: 4	H: 1 LOB: 0 BB: 0 P: 4	R: 1 E: 0 K: 0 S: 5	H: 3 LOB: 2 BB: 0 P: 5	R: 1 E: 0 K: 0 S: 5	H: 2 LOB: 1 BB: 0 P: 5	R: 1 E: 0 K: 0 S: 4	H: 2 LOB: 1 BB: 0 P: 4	R: 1 E: 0 K: 0 S: 5	H: 2 LOB: 2 BB: 1 P: 9	1B: 6 2B: 4 3B: 1 HR: 2	SF: 1 SAC: 1 DP: 1 HBP: 0	WP: 1 PB: 0 SB: 1 CS: 0	PA: 35
<b>PITCHER</b> Ross Grimsley, L ERA: 3.46 Darold Knowles, L ERA: 2.51 Mike Garman, R ERA: 5.28 (1, 1) (7, 1) (8, 1)	IP: 6.0 WLS: L BF: 27 H: 11 R: 4 ER: 4 SO: 2 BB: 0 IBB: 0 HBP: 0 BLK: 0 WP: 1 HR: 1 S: 31 P: 31 ERA: 6.00 WHIP: 1.833																			


**Montreal Expos @ Houston Astros**  
Astrodome, Houston, TX  
Wed Jul 26 1978, 8:05 PM EDT  
Att: 8,465 - Dome

AB 32  
R 5  
H 13  
RBI 5  
BB 1  
SO 2  
LOB 13





Batter	1	2	3	4	5	6	7	8	9	AB	R	H	RBI	BB	SO	LOB	TOP																
Dave Cash, R (1, 4) OBP: 0.312, SLG: 0.339	0-0 6-3	0-0 1B		0-0 2B			0-0 1B		0-0 1-2	5	0	3	0	0	0	1	<p><b>Montreal Expos @ Atlanta Braves</b> Atlanta-Fulton County Stadium, Atlanta, GA</p> <p>Fri Jul 28 1978, 7:05 PM EDT Unknown</p> <p>livebaseballscorecards.com</p> <p>AB 36 R 4 H 10 RBI 4 BB 2 SO 3 LOB 17</p> 																
Andra Dawson, R (1, 8) OBP: 0.307, SLG: 0.424	0-0 1-4 2B	0-0 F7		0-0 5-3			0-0 F8		0-0 5-3	5	0	1	0	0	0	5																	
Ellis Valentine, R (1, 9) OBP: 0.340, SLG: 0.510	0-0 1-4 2-3F			HR			0-0 F8		0-0 G5-4-3 1-2F	4	1	1	1	0	0	2																	
Tony Perez, R (1, 3) OBP: 0.349, SLG: 0.468		0-0 BB HR 1B		FC6-4 1B			0-3 K		0-0 F4	4	1	2	0	0	1	0																	
Larry Parrish, R (1, 5) OBP: 0.319, SLG: 0.453		4-0 BB HR BB		FC6-4 FC4-6 1-2F			0-0 5-3		0-0 1B	3	1	1	0	1	0	1																	
Warren Cromartie, L (1, 7) OBP: 0.321, SLG: 0.389		0-0 F5		FC4-6 1-2F			0-0 F8		0-0 F9	4	0	0	0	0	0	4																	
Gary Carter, R (1, 2) OBP: 0.319, SLG: 0.377		0-0 1-H 2-H HR		F8			0-0 4-3 2B		0-0 F4	4	1	2	3	0	0	2																	
Chris Speier, R (1, 6) OBP: 0.325, SLG: 0.331		0-0 4-3					0-0 4-3 2-3		0-0 F4	4	0	0	0	0	1	1																	
Steve Rogers, R (1, 1) OBP: 0.136, SLG: 0.105		4-0 BB					0-0 F8 2-3		0-0 E6 1-3	1	0	0	0	1	1	0																	
Del Unser, L (6, PH) OBP: 0.306, SLG: 0.302										1	0	0	0	0	0	1																	
Gerry Pirtle, R (6, 1) Mike Garman, R (6, 1) Tom Hutton, L (9, PH) OBP: 0.322, SLG: 0.330		1B BB								0	0	0	0	0	0	0																	
<b>Inning Stats</b>	R: 0 E: 0 K: 0 S: 3	H: 1 LOB: 0 BB: 0 P: 3	R: 3 E: 0 K: 0 S: 6	H: 3 LOB: 2 BB: 2 P: 14	R: 1 E: 0 K: 0 S: 5	H: 2 LOB: 1 BB: 0 P: 5	R: 0 E: 0 K: 2 S: 8	H: 1 LOB: 1 BB: 0 P: 8	R: 0 E: 0 K: 1 S: 5	H: 0 LOB: 0 BB: 0 P: 5	R: 0 E: 0 K: 0 S: 4	H: 1 LOB: 1 BB: 0 P: 4	R: 0 E: 0 K: 0 S: 3	H: 1 LOB: 0 BB: 0 P: 3	R: 0 E: 1 K: 0 S: 4	H: 0 LOB: 1 BB: 0 P: 4	1B: 5 2B: 4 3B: 0 HR: 2	SF: 0 SAC: 0 DP: 2 HBP: 0	WP: 0 PB: 0 CS: 0	PA: 38													
<b>PITCHER</b>	IP WLS BF H R ER SO BB IBB HBP BLK WP HR S P ERA WHIP																																
Larry McWilliams, L (1, 1) ERA: 2.12	4.0	20	7	4	4	2	2	0	0	0	0	0	2	22	30	9.00	2.250																
Dave Campbell, R (5, 1) ERA: 4.75	2.0	W	7	1	0	0	1	0	0	0	0	0	0	9	9	0.00	0.500																
Gene Garber, R (7, 1) ERA: 1.63	3.0	S	11	2	0	0	0	0	0	0	0	0	0	11	11	0.00	0.667																

Batter	1	2	3	4	5	6	7	8	9	AB	R	H	RBI	BB	SO	LOB	BOTTOM																	
Rod Gilbreath, R (1, 4) OBP: 0.294, SLG: 0.338	4-0 G5-4-3 BB BB	0-0 1-H 2B		0-0 1-3			0-0 G6-4-3 1-2F		0-0 3	3	0	1	1	1	0	4	<p><b>Montreal Expos @ Atlanta Braves</b> Atlanta-Fulton County Stadium, Atlanta, GA</p> <p>Fri Jul 28 1978, 7:05 PM EDT Unknown</p> <p>livebaseballscorecards.com</p> <p>AB 31 R 6 H 10 RBI 6 BB 4 SO 7 LOB 16</p> 																	
Rowland Office, L (1, 8) OBP: 0.309, SLG: 0.381	4-0 G5-4-3 BB	0-0 4-3					0-0 G6-4-3 1B		0-0 F2	3	0	1	0	1	0	1																		
Gary Matthews, R (1, 9) OBP: 0.380, SLG: 0.469	0-0 G5-4-3 1-2F 2-3			0-0 F9			0-3 K		0-0 F8	4	0	0	0	0	1	3																		
Jeff Burroughs, R (1, 7) OBP: 0.447, SLG: 0.534	0-0 6-3			0-3 K			0-0 G6-4-3 1-2F		0-3 K	4	0	0	0	0	2	2																		
Barry Bonnell, R (8, 7) OBP: 0.293, SLG: 0.282							0-0 G6-4-3 1-2F		0-3 K	0	0	0	0	0	0	0																		
Bob Horner, R (1, 5) OBP: 0.329, SLG: 0.503		0-0 HR		0-0 5-3			0-0 WP FC 2B		0-0 HR	4	3	3	2	0	0	0																		
Joe Nolan, L (1, 2) OBP: 0.329, SLG: 0.394		0-0 HR					4-0 1B FC BB 2-3		0-0 E3 CS	3	2	2	2	1	0	0																		
Dale Murphy, R (1, 3) OBP: 0.302, SLG: 0.415		0-0 F7		0-0 CS 1B			0-0 FC 1B 1-2 3-H		0-3 K 1-2	4	0	1	1	0	1	2																		
Darrel Chaney, S (1, 6) OBP: 0.304, SLG: 0.324		0-0 2B 1B		0-3 K 1-2			0-3 K		0-0 4-3	4	1	1	0	0	2	3																		
Larry McWilliams, L (1, 1) OBP: 0.298, SLG: 0.200							0-0 G6-4-3 1-2 2-3			1	0	0	0	0	1	1																		
Bob Beall, S (4, PH) OBP: 0.342, SLG: 0.280										0	0	0	0	1	0	0																		
Dave Campbell, R (5, 1) ERA: 4.75										0	0	0	0	0	0	0																		
Biff Pocoreba, S (6, PH) OBP: 0.320, SLG: 0.342										1	0	1	0	0	0	0																		
Eddie Solomon, R (6, PH) OBP: 0.320, SLG: 0.220										0	0	0	0	0	0	0																		
Gene Garber, R (7, 1) ERA: 1.63										0	0	0	0	0	0	0																		
<b>Inning Stats</b>	R: 0 E: 0 K: 0 S: 2	H: 0 LOB: 1 BB: 2 P: 10	R: 3 E: 0 K: 1 S: 9	H: 4 LOB: 1 BB: 0 P: 9	R: 0 E: 0 K: 1 S: 5	H: 0 LOB: 0 BB: 0 P: 5	R: 1 E: 0 K: 1 S: 6	H: 2 LOB: 1 BB: 1 P: 10	R: 0 E: 0 K: 1 S: 5	H: 1 LOB: 0 BB: 0 P: 5	R: 1 E: 0 K: 1 S: 7	H: 2 LOB: 3 BB: 1 P: 11	R: 0 E: 0 K: 1 S: 5	H: 0 LOB: 0 BB: 0 P: 5	R: 1 E: 1 K: 1 S: 6	H: 1 LOB: 0 BB: 0 P: 6	1B: 4 2B: 3 3B: 0 HR: 4	SF: 0 SAC: 0 DP: 4 HBP: 0	WP: 2 PB: 0 CS: 2	PA: 35														
<b>PITCHER</b>	IP WLS BF H R ER SO BB IBB HBP BLK WP HR S P ERA WHIP																																	
Steve Rogers, R (1, 1) ERA: 2.41	5.0	L	22	7	4	4	4	3	0	0	0	0	1	0	6	10	27.00	9.000																
Gerry Pirtle, R (6, 1) ERA: 4.98	0.1	L	5	2	1	1	1	1	0	0	0	0	0	1	12	12	3.38	0.375																
Mike Garman, R (6, 1) ERA: 5.18	2.2		8	1	1	1	2	0	0	0	0	0	0	1	12	12	3.38	0.375																



Batter	1	2	3	4	5	6	7	8	9	AB	R	H	RBI	BB	SO	LOB	TOP					
Dave Cash, R (1,4) OBP: 0.313, SLG: 0.338 Pepe Frias, R (9,4) OBP: 0.250, SLG: 0.583	4-0 CS BB		X 0-0 1B	X 0-0 FC4-6			X 0-0 F7		X 0-0 F4	4	0	1	0	1	0	1	0 0 0 0 0 0 0					
Andy Dawson, R (1,8) OBP: 0.318, SLG: 0.420	0-3 K		X 0-0 F7				X 0-0 F7		X 0-0 F4	4	0	0	0	1	1	2	4 0 0 0 0 1 1 2					
Ellis Valentine, R (1,9) OBP: 0.341, SLG: 0.521	0-0 1B 2B		X 0-0 F9				X 0-0 6-3			4	2	2	1	0	0	2	4 2 2 1 0 0 2					
Larry Parrish, R (1,5) OBP: 0.318, SLG: 0.449	4-0 1B BB		0-3 K				X 0-0 5-3		X 0-0 6-3 HR	3	0	0	0	1	1	1	3 0 0 0 1 1 1					
Warren Cromartie, L (1,7) OBP: 0.325, SLG: 0.395	0-0 1-3 2-H 1B			X 0-0 2B 2B			X 0-0 4-1		X 0-0 6-3 1B	4	1	3	1	0	0	0	4 1 3 1 0 0 0					
Gary Carter, R (1,2) OBP: 0.321, SLG: 0.382	0-3 K			X 0-0 WP E 2B			X 0-0 1B		X 0-0 6-3	4	1	2	1	0	1	3	4 1 2 1 0 1 3					
Tom Hutton, L (1,3) OBP: 0.320, SLG: 0.324			X 0-0 F9				X 0-0 F9		4-0 IBB	3	0	0	0	1	0	2	3 0 0 0 1 0 2					
Chris Speier, R (1,6) OBP: 0.321, SLG: 0.327	0-3 K		0-3 K				X 0-0 4-3		X 0-0 F9	4	0	0	0	0	2	4	4 0 0 0 0 2 4					
Dan Schatzeder, L (1,1) OBP: 0.250, SLG: 0.263 Darold Knowles, L (8,1) OBP: 0.200, SLG: 0.200 Mike Garman, R (9,1) OBP: 0.200, SLG: 0.200			X 0-0 6-3				X 0-0 E3 FC4-6		X 0-0 F8	3	0	0	0	0	0	0	3 0 0 0 0 0 0 1 0 0 0 0 0 0 0 0 0 0 0 0 0					
<b>Inning Stats</b>	R: 1 E: 0 K: 2 S: 8	H: 2 LOB: 2 BB: 2 P: 16	R: 0 E: 0 K: 1 S: 5	H: 0 LOB: 0 BB: 0 P: 5	R: 0 E: 0 K: 1 S: 6	H: 1 LOB: 1 BB: 0 P: 6	R: 2 E: 1 K: 1 S: 8	H: 2 LOB: 1 BB: 0 P: 8	R: 0 E: 0 K: 0 S: 2	H: 0 LOB: 0 BB: 1 P: 6	R: 0 E: 0 K: 0 S: 4	H: 1 LOB: 1 BB: 0 P: 4	R: 0 E: 0 K: 0 S: 3	H: 0 LOB: 0 BB: 0 P: 3	R: 1 E: 0 K: 0 S: 5	H: 2 LOB: 2 BB: 1 P: 9	R: 0 E: 0 K: 0 S: 3	H: 0 LOB: 0 BB: 0 P: 3	1B: 4 2B: 3 3B: 0 HR: 1	SF: 0 SAC: 0 DP: 0 HBP: 0	WP: 1 PB: 0 SB: 0 CS: 2	PA: 38
<b>PITCHER</b>	IP WLS BF H R ER SO BB IBB HBP BLK WP HR S P ERA WHIP																					
Preston Hanna, R (1,1) ERA: 4.54 Craig Skok, L (9,1) ERA: 2.45	8.0 L 35 8 4 3 5 3 1 0 0 1 1 41 57 3.38 1.375																					

Montreal Expos @ Atlanta Braves  
Atlanta-Fulton County Stadium, Atlanta, GA  
Fri Jul 28 1978, 7:05 PM EDT  
Att: 23,297 - Unknown

AB	34
R	4
H	8
RBI	3
BB	4
SO	5
LOB	15



Batter	1	2	3	4	5	6	7	8	9	AB	R	H	RBI	BB	SO	LOB	BOTTOM					
Rod Gilbreath, R (1,4) OBP: 0.297, SLG: 0.338	0-0 6-3		X 0-0 F8					X 0-0 1B		3	0	1	0	1	0	0	3 0 1 0 1 0 0					
Barry Bonnell, R (1,8) OBP: 0.276, SLG: 0.277	0-0 F8			X 0-3 K			X 0-0 FC5-4		X 0-0 F9	4	0	0	0	0	1	1	4 0 0 0 0 1 1					
Gary Matthews, R (1,9) OBP: 0.378, SLG: 0.477	0-3 K			X 0-0 F9			X 0-0 6-3		X 0-0 HR	4	1	1	1	0	1	0	4 1 1 1 0 1 0					
Jeff Burroughs, R (1,7) OBP: 0.450, SLG: 0.534				X 0-0 F7			X 0-0 1B		4-0 1B BB	2	0	1	0	2	0	0	2 0 1 0 2 0 0					
Bob Horner, R (1,5) OBP: 0.327, SLG: 0.497					X 0-0 F4		X 0-0 G6-4-3		X 0-0 1B	4	0	1	0	0	0	2	4 0 1 0 0 0 2					
Dale Murphy, R (1,2) OBP: 0.504, SLG: 0.416							X 0-0 1B		X 0-0 1B	4	0	2	0	0	1	3	4 0 2 0 0 1 3					
Cito Gaston, R (1,3) OBP: 0.349, SLG: 0.221 Joe Nolan, L (9,PH) OBP: 0.325, SLG: 0.389							X 0-0 G5-4-3		X 0-0 FC6-4	3	0	0	0	0	0	3	3 0 0 0 0 0 3 1 0 0 0 0 0 2					
Darrel Chaney, S (1,6) OBP: 0.304, SLG: 0.321				X 0-0 F6			X 0-0 F9		X 0-0 1B BB	2	0	0	0	1	0	0	2 0 0 0 1 0 0					
Preston Hanna, R (1,1) OBP: 0.195, SLG: 0.300 Jerry Royster, R (8,PH) OBP: 0.349, SLG: 0.344 Craig Skok, R (9,1) OBP: 0.167, SLG: 0.333				X 0-0 G3			X 0-0 F4		X 0-0 F3	2	0	0	0	0	0	0	2 0 0 0 0 0 0 1 0 0 0 0 0 2 0 0 0 0 0 0 0					
<b>Inning Stats</b>	R: 0 E: 0 K: 1 S: 5	H: 0 LOB: 0 BB: 1 P: 5	R: 0 E: 0 K: 0 S: 3	H: 0 LOB: 1 BB: 1 P: 7	R: 0 E: 0 K: 0 S: 3	H: 0 LOB: 0 BB: 0 P: 3	R: 0 E: 0 K: 1 S: 5	H: 0 LOB: 0 BB: 0 P: 5	R: 0 E: 0 K: 0 S: 3	H: 1 LOB: 0 BB: 0 P: 3	R: 0 E: 0 K: 0 S: 3	H: 0 LOB: 1 BB: 1 P: 7	R: 0 E: 0 K: 0 S: 3	H: 1 LOB: 0 BB: 0 P: 3	R: 0 E: 0 K: 0 S: 4	H: 2 LOB: 2 BB: 1 P: 8	R: 1 E: 0 K: 1 S: 7	H: 2 LOB: 2 BB: 1 P: 11	1B: 5 2B: 0 3B: 0 HR: 1	SF: 0 SAC: 0 DP: 2 HBP: 0	WP: 0 PB: 0 SB: 0 CS: 0	PA: 34
<b>PITCHER</b>	IP WLS BF H R ER SO BB IBB HBP BLK WP HR S P ERA WHIP																					
Dan Schatzeder, L (1,1) ERA: 2.23 Darold Knowles, L (8,1) ERA: 2.73 Mike Garman, R (9,1) ERA: 5.11	7.1 W 26 3 0 0 2 3 0 0 0 0 0 1 5 9 0.00 0.818																					

Montreal Expos @ Atlanta Braves  
Atlanta-Fulton County Stadium, Atlanta, GA  
Fri Jul 28 1978, 7:05 PM EDT  
Att: 23,297 - Unknown

AB	30
R	1
H	6
RBI	1
BB	4
SO	3
LOB	13



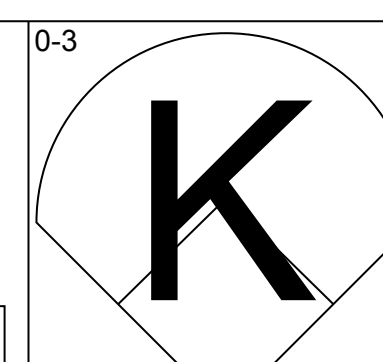
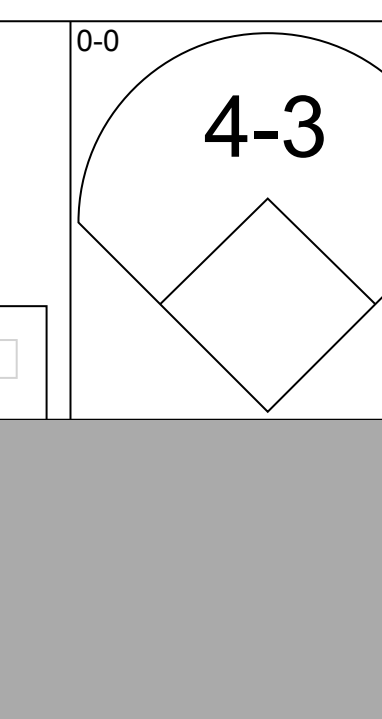
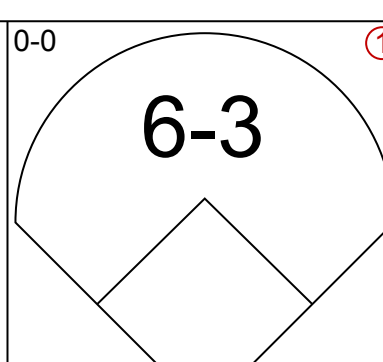
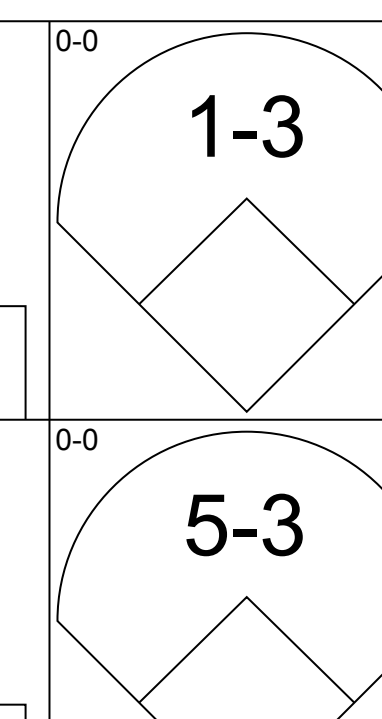
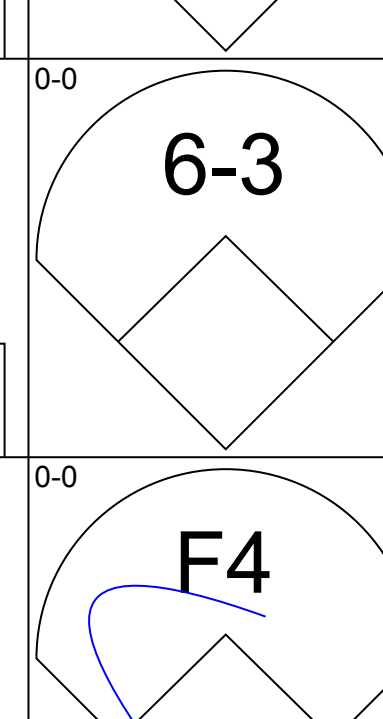
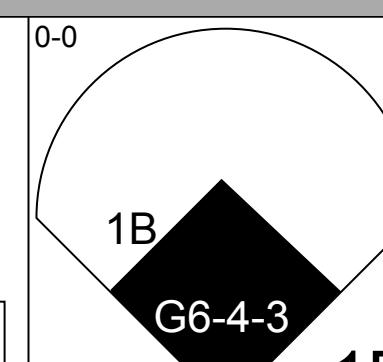
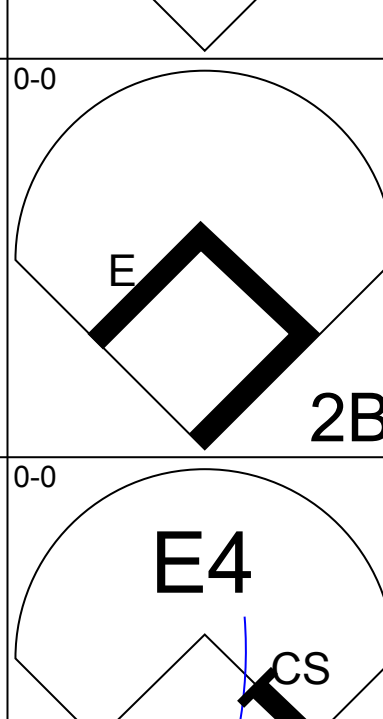
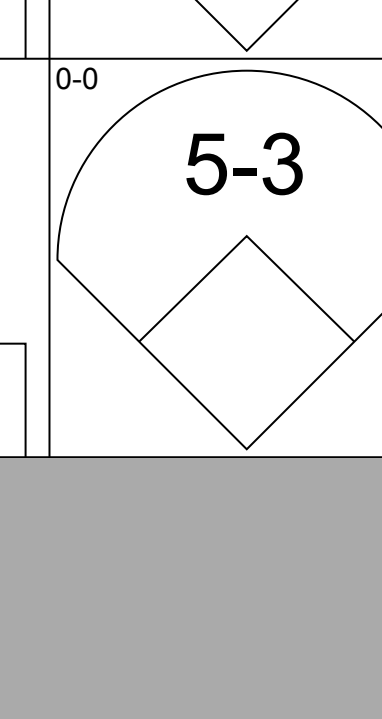
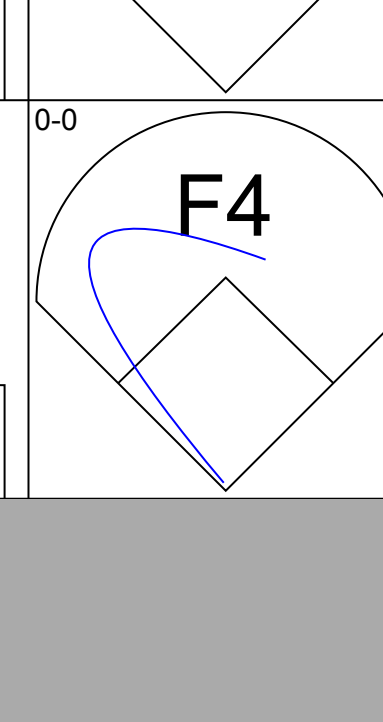
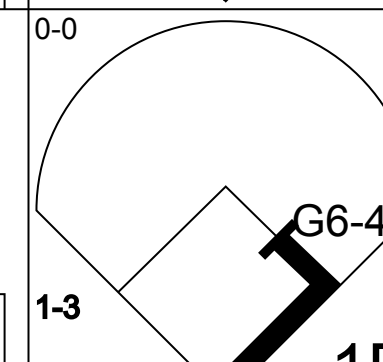
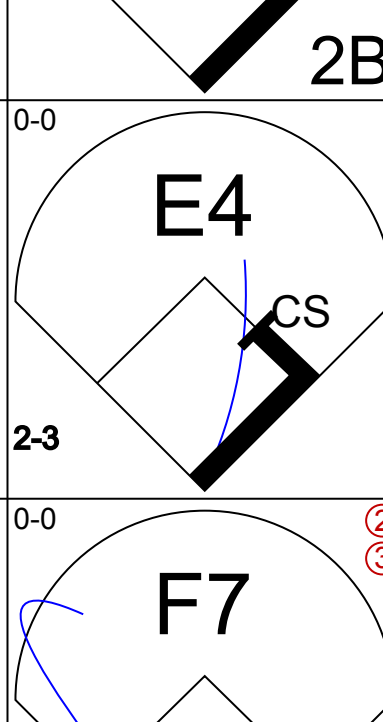

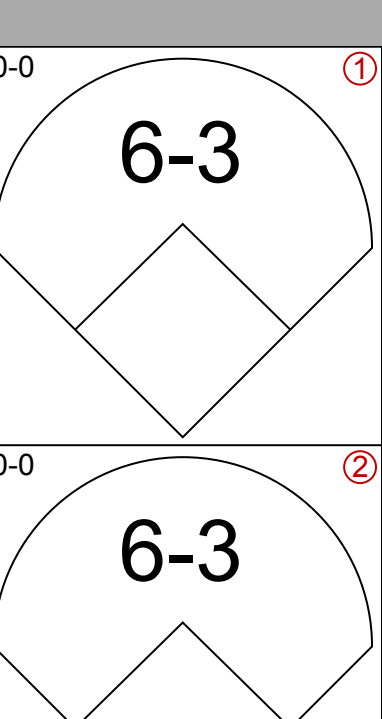
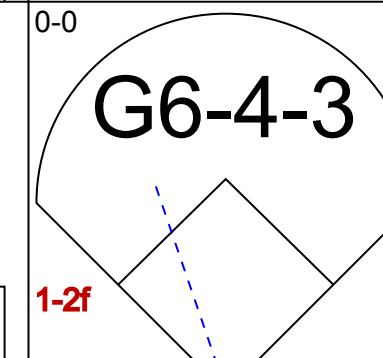
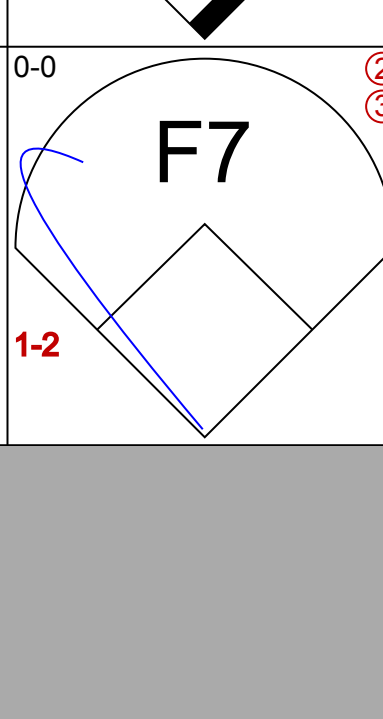

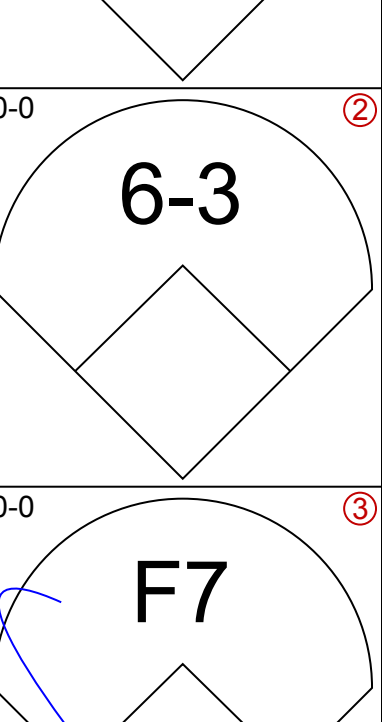
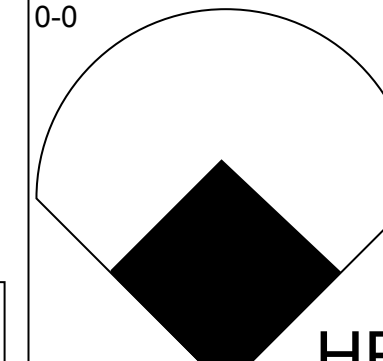
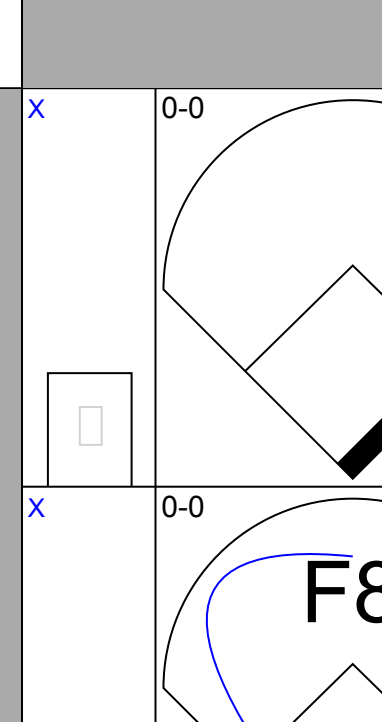

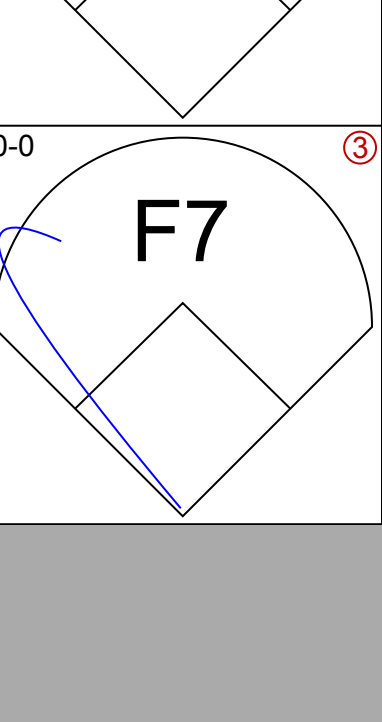
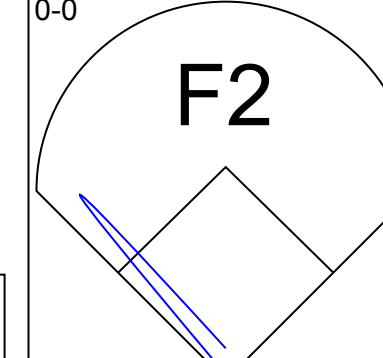
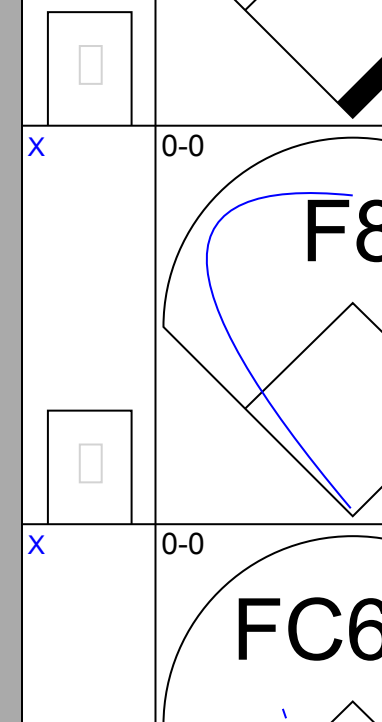

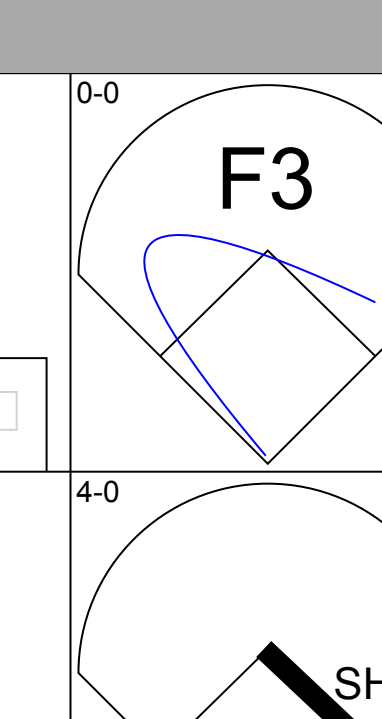
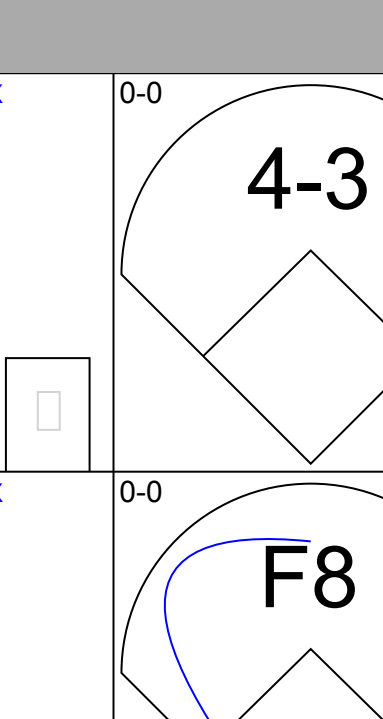
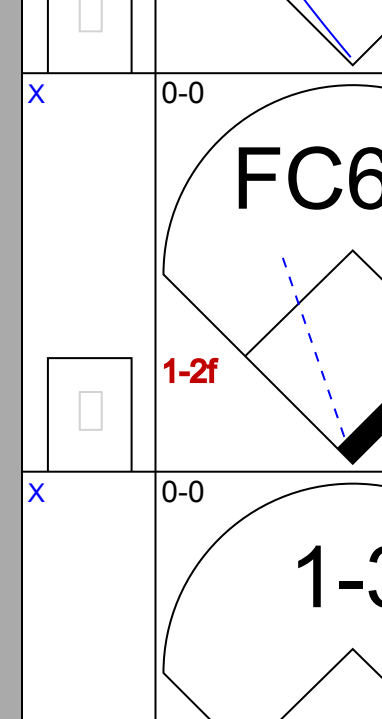

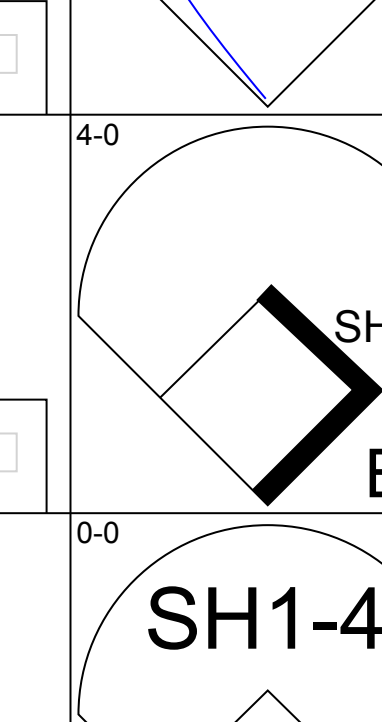
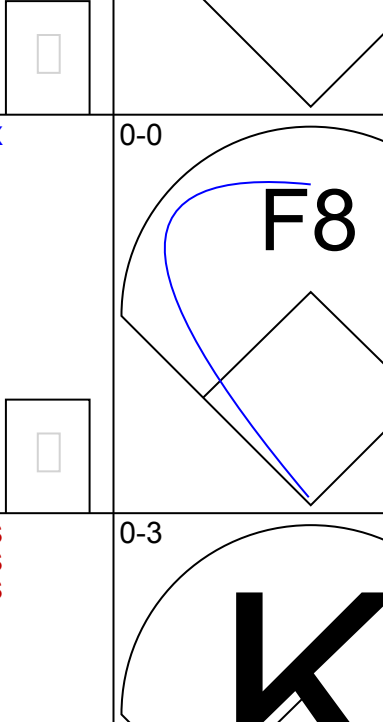
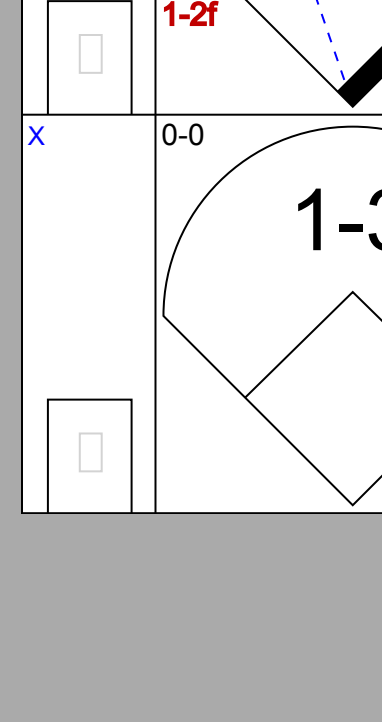
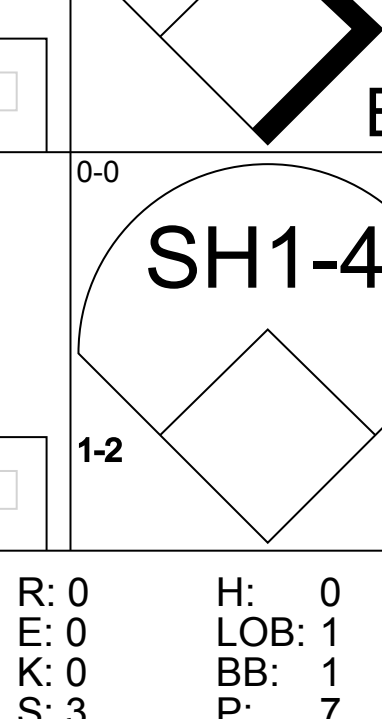
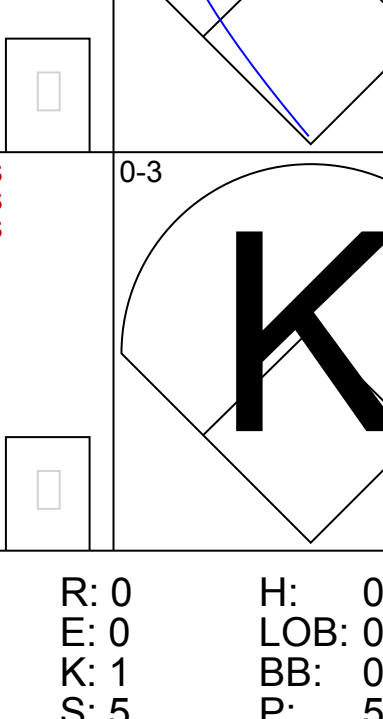
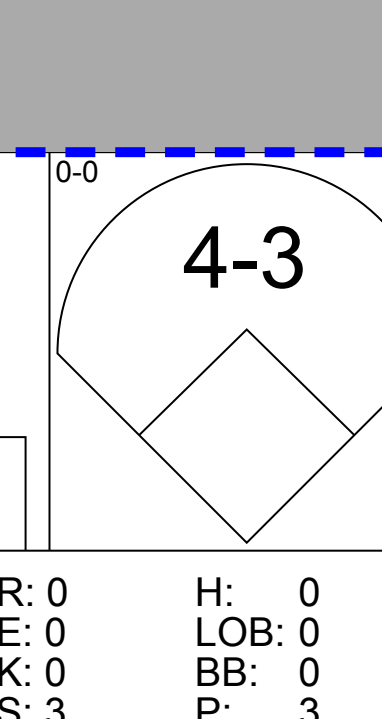


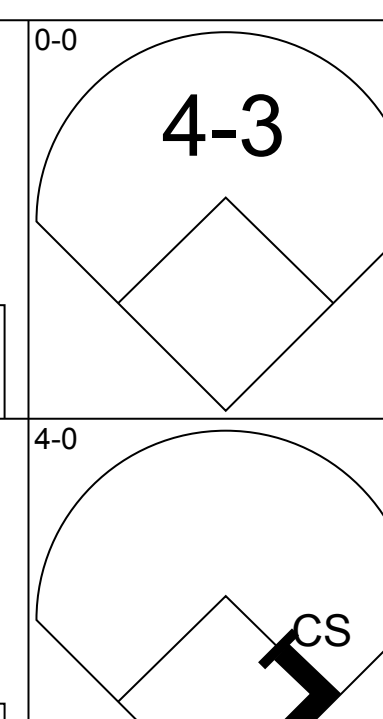
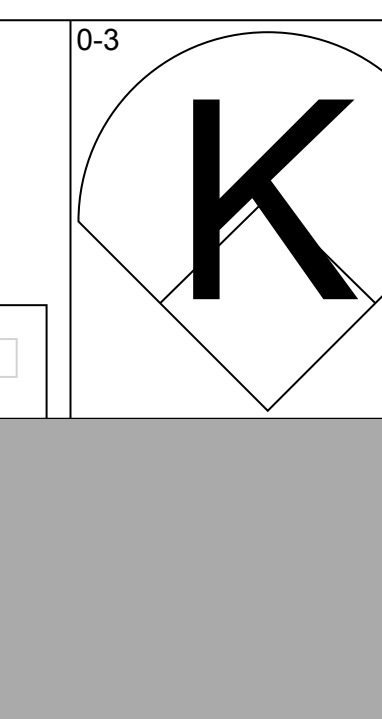
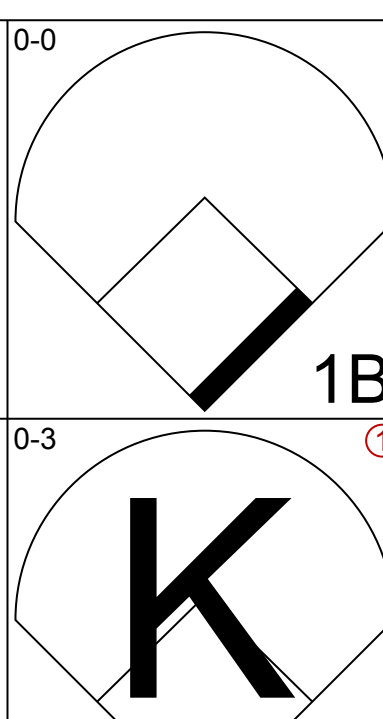
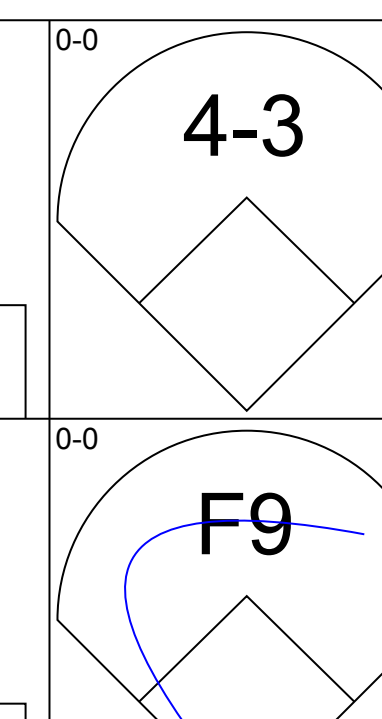
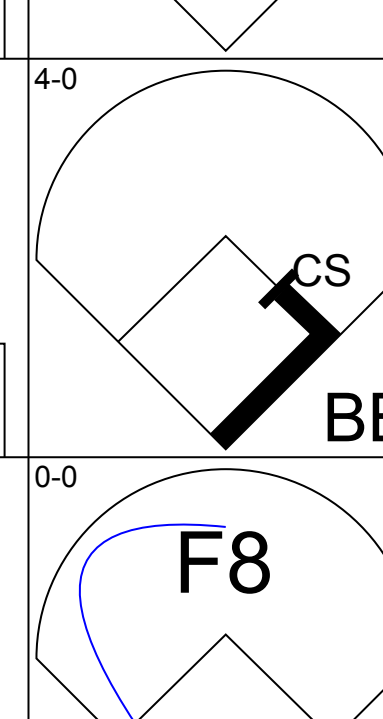
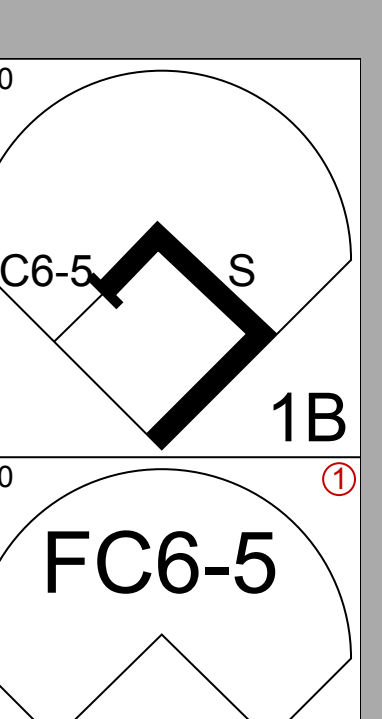
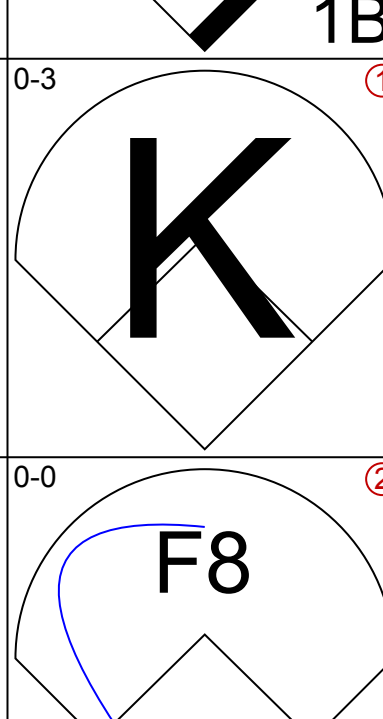
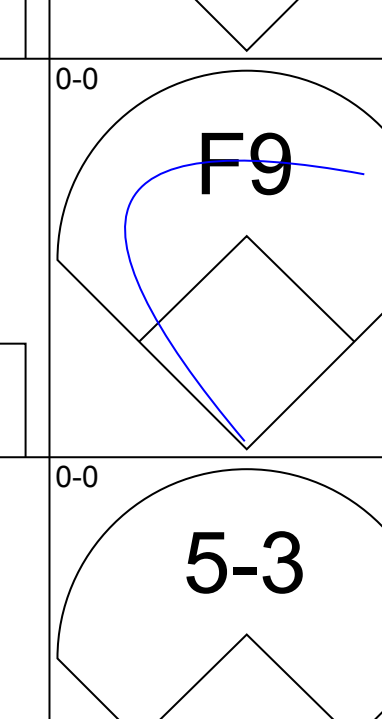
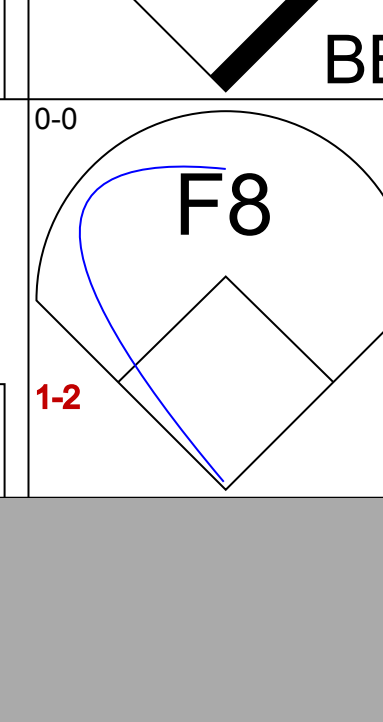
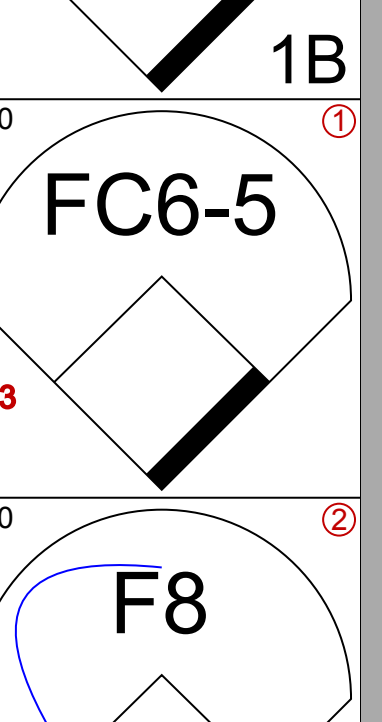
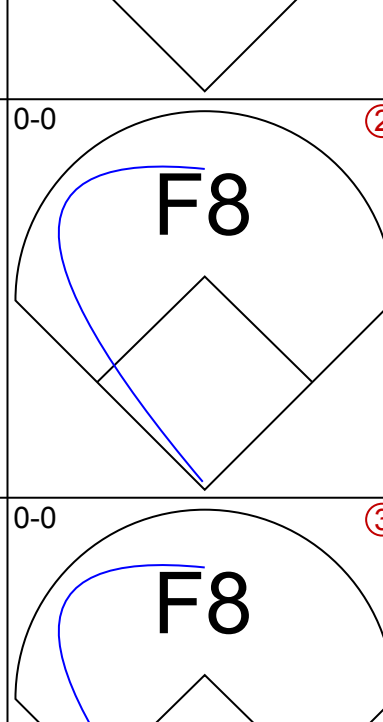
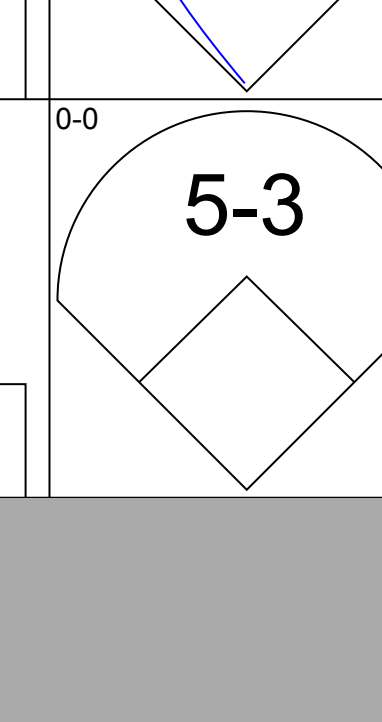
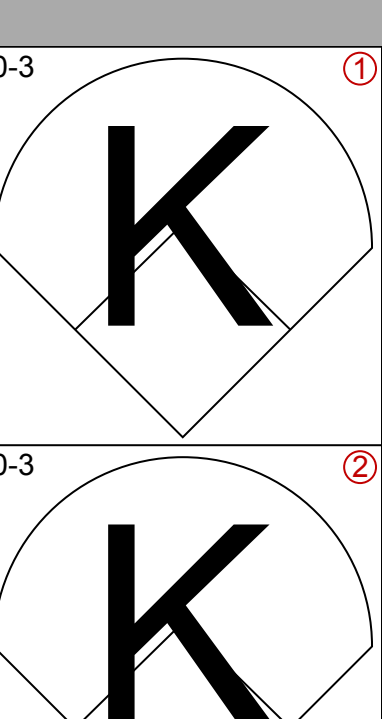
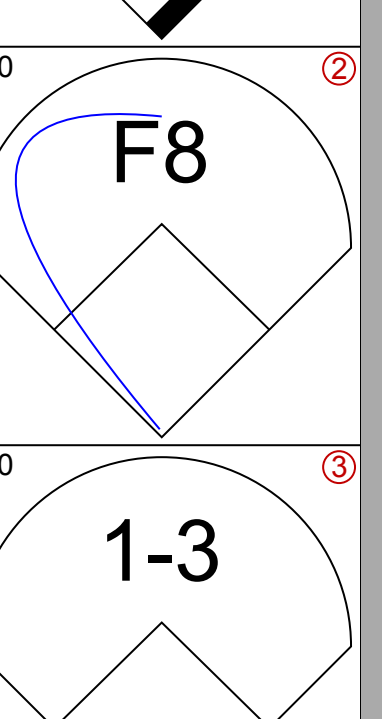
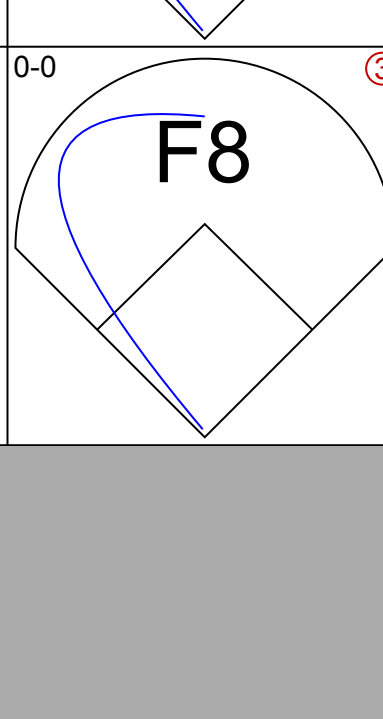

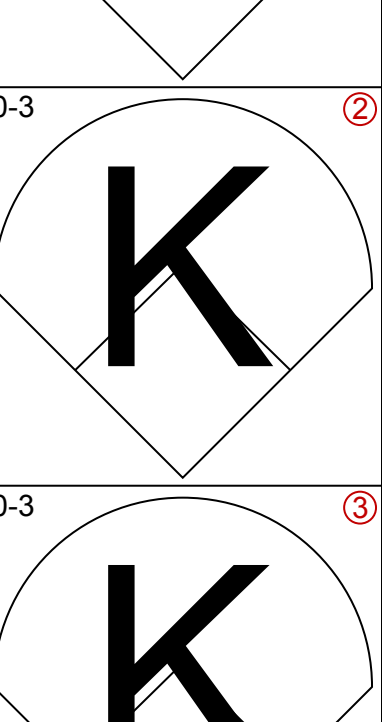
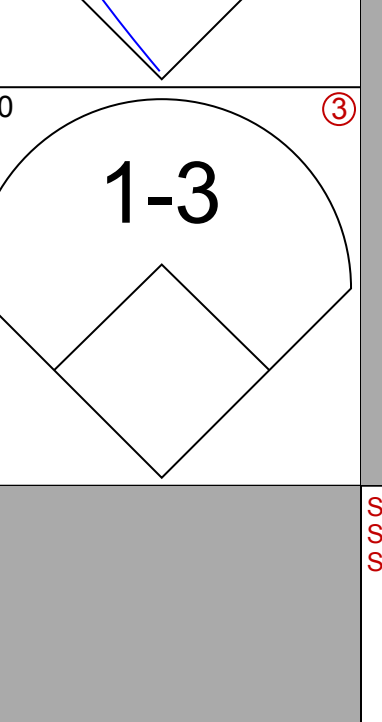
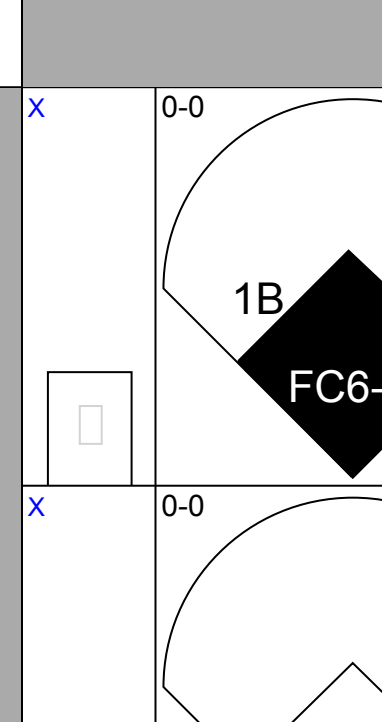

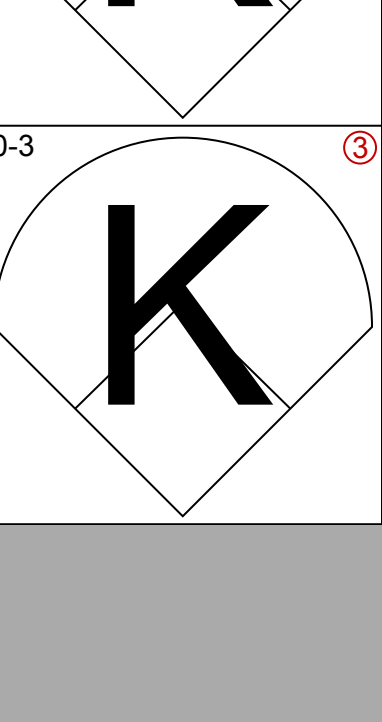
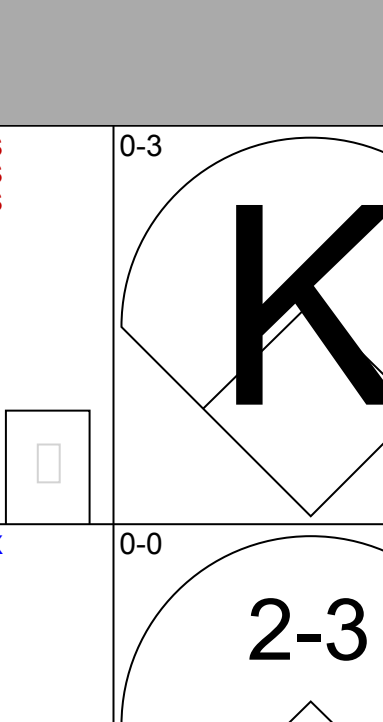
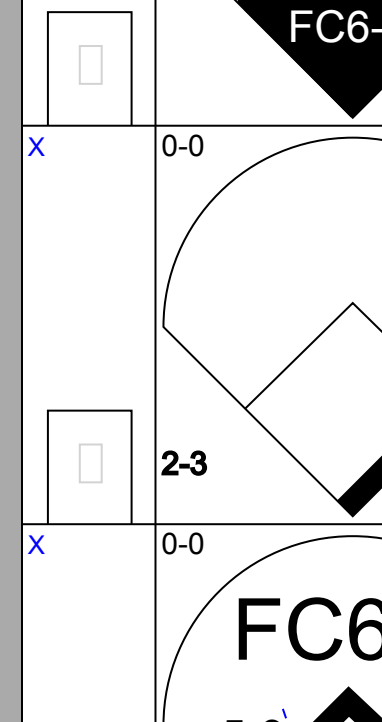

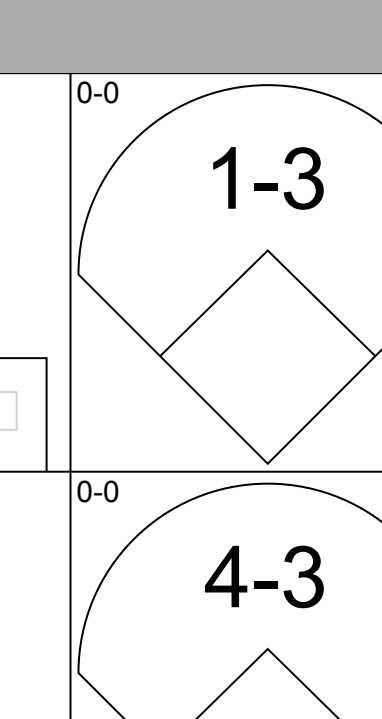
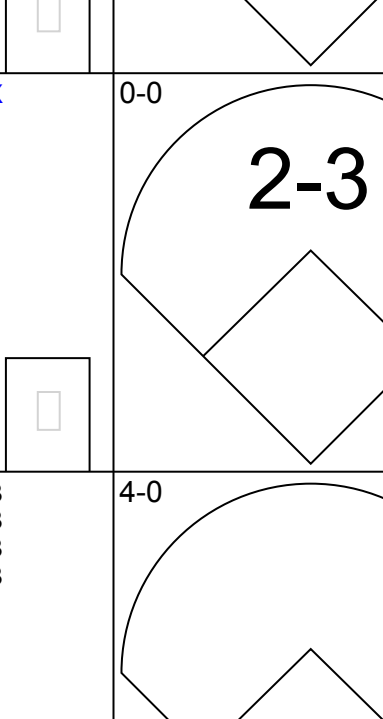
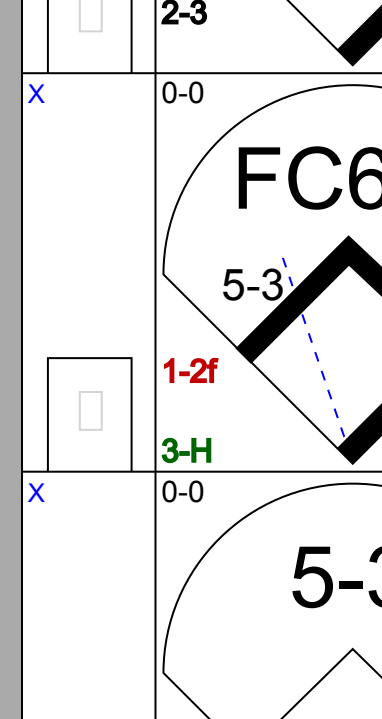

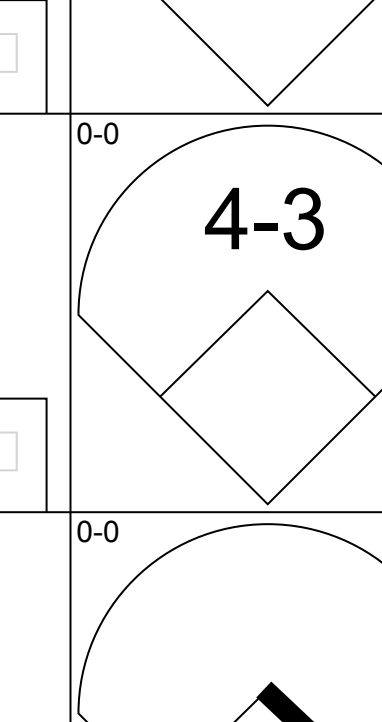
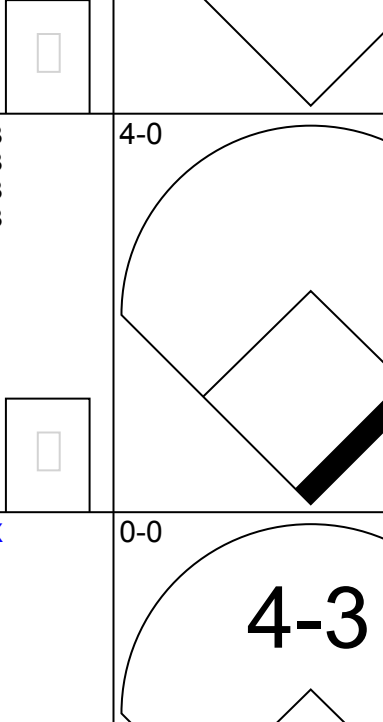
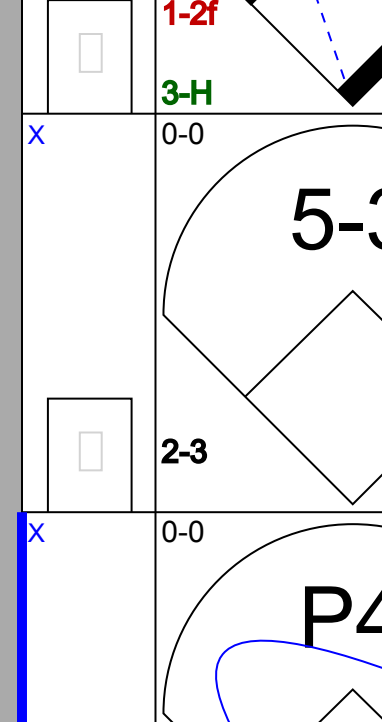

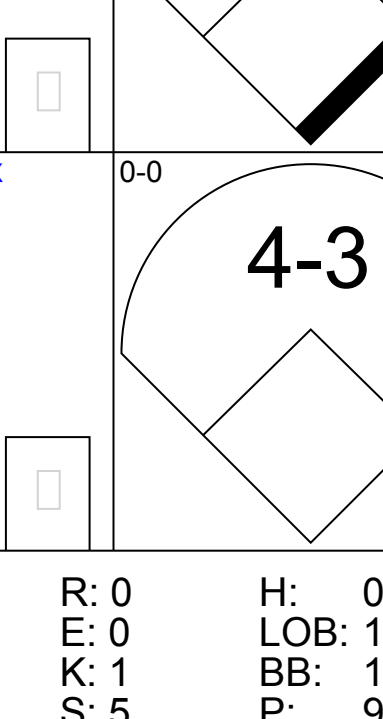
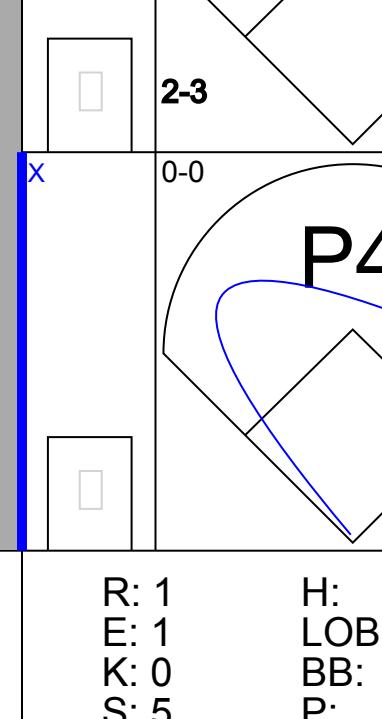









Batter	1	2	3	4	5	6	7	8	9	AB	R	H	RBI	BB	SO	LOB	TOP									
Frank Taveras, R OBP: 0.307, SLG: 0.352 (1, 6)										4	0	0	0	0	1	1	<b>Pittsburgh Pirates @ Montreal Expos</b> Olympic Stadium, Montreal, QB Mon Jul 31 1978, 7:05 PM EDT Att: 22,152 - Unknown									
Phil Garner, R OBP: 0.332, SLG: 0.381 (1, 4)										4	1	2	0	0	0	0										
Dave Parker, L OBP: 0.346, SLG: 0.515 (1, 9)										4	0	1	0	0	0	1										
Bill Robinson, R OBP: 0.299, SLG: 0.406 (7, 7)										4	0	0	0	0	1	3										
Manny Sanguillen, R OBP: 0.323, SLG: 0.383 Omar Moreno, L OBP: 0.316, SLG: 0.271 (7, PR) (7, 8)										3	1	2	1	0	0	0										
John Milner, L OBP: 0.376, SLG: 0.414 (7, 3)										3	0	0	0	1	0	1										
Dale Berra, R (1, 5)										3	0	0	0	0	0	1										
Duffy Dyer, R OBP: 0.340, SLG: 0.317 (1, 2)										2	0	0	0	1	0	1										
Bert Blyleven, R OBP: 0.151, SLG: 0.154 (1, 1)										2	0	0	0	0	1	0										
<b>Inning Stats</b>	R: 0 E: 0 K: 1 S: 5	H: 0 LOB: 0 BB: 0 P: 5	R: 0 E: 0 K: 0 S: 3	H: 0 LOB: 0 BB: 0 P: 3	R: 0 E: 0 K: 0 S: 3	H: 1 LOB: 1 BB: 1 P: 7	R: 2 E: 0 K: 0 S: 5	H: 3 LOB: 0 BB: 0 P: 5	R: 0 E: 0 K: 1 S: 4	H: 1 LOB: 1 BB: 0 P: 4	R: 0 E: 0 K: 0 S: 4	H: 1 LOB: 1 BB: 0 P: 4	R: 0 E: 0 K: 0 S: 3	H: 0 LOB: 0 BB: 0 P: 3	R: 0 E: 0 K: 1 S: 4	H: 0 LOB: 1 BB: 2 P: 12		1B: 3 2B: 1 3B: 0 HR: 1	SF: 0 SAC: 1 DP: 1 HBP: 0	WP: 0 PB: 0 SB: 1 CS: 2	PA: 34					
<b>PITCHER</b>	IP WLS BF H R ER SO BB IBB HBP BLK WP HR S P ERA WHIP																									
Ross Grimsley, L ERA: 3.42 Mike Garman, R ERA: 5.06	(1, 1) (8, 1)	7.0 W 26 5	2 0 2 2	2 0 0 0	2 1 1 0	2 0 0 0	0 1 0 0	29 7 15 33	2.57 0.00	0.857 0.500																

Batter	1	2	3	4	5	6	7	8	9	AB	R	H	RBI	BB	SO	LOB	BOTTOM							
Dave Cash, R OBP: 0.313, SLG: 0.343 (1, 4)										4	0	1	0	0	1	1	<b>Pittsburgh Pirates @ Montreal Expos</b> Olympic Stadium, Montreal, QB Mon Jul 31 1978, 7:05 PM EDT Att: 22,152 - Unknown							
Andra Dawson, R OBP: 0.313, SLG: 0.443 (1, 8)										3	0	1	0	1	1	1								
Ellis Valentine, R OBP: 0.340, SLG: 0.515 (1, 9)										4	0	0	0	0	0	3								
Larry Parrish, R OBP: 0.326, SLG: 0.479 (1, 5)										4	1	1	0	0	1	2								
Warren Cromartie, L OBP: 0.332, SLG: 0.405 (1, 7)										4	2	2	0	0	1	1								
Gary Carter, R OBP: 0.330, SLG: 0.395 (1, 2)										3	0	1	0	0	2	0								
Tom Hutton, L OBP: 0.324, SLG: 0.321 (1, 3)										3	0	0	1	1	0	1								
Chris Speier, R OBP: 0.328, SLG: 0.339 (1, 6)										3	0	1	1	1	0	1								
Ross Grimsley, L OBP: 0.210, SLG: 0.190 Del Unser, L OBP: 0.312, SLG: 0.308 Mike Garman, R Ed Herrmann, L OBP: 0.197, SLG: 0.179 (7, PH) (8, PH)										2	0	1	0	0	0	1								
<b>Inning Stats</b>	R: 0 E: 0 K: 0 S: 2	H: 0 LOB: 0 BB: 1 P: 6	R: 0 E: 0 K: 3 S: 9	H: 0 LOB: 0 BB: 0 P: 9	R: 0 E: 0 K: 1 S: 6	H: 1 LOB: 1 BB: 0 P: 6	R: 0 E: 0 K: 0 S: 4	H: 1 LOB: 1 BB: 0 P: 4	R: 0 E: 0 K: 1 S: 5	H: 0 LOB: 1 BB: 0 P: 9	R: 1 E: 1 K: 0 S: 5	H: 2 LOB: 1 BB: 0 P: 5	R: 0 E: 0 K: 0 S: 3	H: 0 LOB: 0 BB: 0 P: 3	R: 2 E: 0 K: 0 S: 5	H: 4 LOB: 3 BB: 1 P: 9		1B: 7 2B: 2 3B: 0 HR: 0	SF: 0 SAC: 1 DP: 0 HBP: 0	WP: 0 PB: 0 SB: 1 CS: 1	PA: 36			
<b>PITCHER</b>	IP WLS BF H R ER SO BB IBB HBP BLK WP HR S P ERA WHIP																							
Bert Blyleven, R ERA: 3.45	(1, 1)	8.1 L 36 9	3 3 3 6	3 3 3 6	2 1 0 0	0 0 0 0	45 57 57	3.24 1.320																

AB	29
R	2
H	5
RBI	1
BB	3
SO	3
LOB	8

AB	32
R	3
H	9
RBI	3
BB	3
SO	6
LOB	12






Batter	1	2	3	4	5	6	7	8	9	AB	R	H	RBI	BB	SO	LOB	TOP		
Frank Taveras, R (1, 6) OBP: 0.310, SLG: 0.355	F7		CS 1B		F9		1B 1B		1B	5	0	3	0	0	0	0			
John Milner, L (1, 7) OBP: 0.374, SLG: 0.408	1-3		CS 1-2	L3	P4		1-2 1B		F9	5	0	1	0	0	0	1			
Dave Parker, L (1, 9) OBP: 0.347, SLG: 0.513	3-1			E 1B BB			F8			3	1	1	0	1	0	2			
Bill Robinson, R (1, 8) OBP: 0.295, SLG: 0.401		6-3		E5 1B 2B	F2				K	4	1	0	0	0	1	2			
Willie Stargell, L (1, 3) OBP: 0.380, SLG: 0.548				2B 1B 1B		G3			P4	4	1	2	1	0	0	0			
Phil Garner, R (1, 4) OBP: 0.334, SLG: 0.383		K		1B 1-3 2-H	2B	6-3				3	0	1	1	1	1	1			
Ed Ott, L (1, 2) Manny Sanguillen, R (8, PH) OBP: 0.285, SLG: 0.361 OBP: 0.321, SLG: 0.380		4-3		2-3 3-H	1B	F8			F9	3	0	1	1	0	0	1			
Dale Berra, R (1, 5)			6-3	F9			F7		P4	4	0	0	0	0	0	2			
Jim Bibby, R (1, 1) Rennie Stennett, R (4, PH) Ed Whitson, L (4, 1) Omar Moreno, L (7, PH) Kent Tekulve, R (7, 1) Steve Brye, R (8, PH) OBP: 0.300, SLG: 0.130 OBP: 0.286, SLG: 0.327 OBP: 0.222, SLG: 0.222 OBP: 0.192, SLG: 0.276 OBP: 0.167, SLG: 0.167 OBP: 0.294, SLG: 0.326			6-3	P3			4-3		6-3	1	0	0	0	0	0	0			
<b>Inning Stats</b>	R: 0 E: 0 K: 0 S: 3	H: 0 LOB: 0 BB: 0 P: 3	R: 0 E: 0 K: 1 S: 6	H: 1 LOB: 1 BB: 0 P: 6	R: 0 E: 0 K: 0 S: 3	H: 1 LOB: 0 BB: 0 P: 3	R: 3 E: 1 K: 0 S: 7	H: 3 LOB: 2 BB: 1 P: 11	R: 0 E: 0 K: 0 S: 4	H: 0 LOB: 0 BB: 0 P: 3	R: 0 E: 0 K: 0 S: 5	H: 2 LOB: 2 BB: 0 P: 5	R: 0 E: 0 K: 1 S: 5	H: 0 LOB: 1 BB: 1 P: 9	R: 0 E: 0 K: 0 S: 4	H: 1 LOB: 1 BB: 0 P: 4	1B: 8 2B: 1 3B: 0 HR: 0	SF: 0 SAC: 0 DP: 0 HBP: 0	WP: 0 PA: 39 PB: 0 SB: 0 CS: 1
<b>PITCHER</b>	IP WLS BF H R ER SO BB IBB HBP BLK WP HR S P ERA WHIP	IP WLS BF H R ER SO BB IBB HBP BLK WP HR S P ERA WHIP	IP WLS BF H R ER SO BB IBB HBP BLK WP HR S P ERA WHIP	IP WLS BF H R ER SO BB IBB HBP BLK WP HR S P ERA WHIP	IP WLS BF H R ER SO BB IBB HBP BLK WP HR S P ERA WHIP	IP WLS BF H R ER SO BB IBB HBP BLK WP HR S P ERA WHIP	IP WLS BF H R ER SO BB IBB HBP BLK WP HR S P ERA WHIP	IP WLS BF H R ER SO BB IBB HBP BLK WP HR S P ERA WHIP	IP WLS BF H R ER SO BB IBB HBP BLK WP HR S P ERA WHIP	IP WLS BF H R ER SO BB IBB HBP BLK WP HR S P ERA WHIP	IP WLS BF H R ER SO BB IBB HBP BLK WP HR S P ERA WHIP	IP WLS BF H R ER SO BB IBB HBP BLK WP HR S P ERA WHIP	IP WLS BF H R ER SO BB IBB HBP BLK WP HR S P ERA WHIP	IP WLS BF H R ER SO BB IBB HBP BLK WP HR S P ERA WHIP	IP WLS BF H R ER SO BB IBB HBP BLK WP HR S P ERA WHIP	IP WLS BF H R ER SO BB IBB HBP BLK WP HR S P ERA WHIP	IP WLS BF H R ER SO BB IBB HBP BLK WP HR S P ERA WHIP	IP WLS BF H R ER SO BB IBB HBP BLK WP HR S P ERA WHIP	
Steve Rogers, R (1, 1) ERA: 2.42	6.2	W	29	8	3	2	1	1	0	0	0	0	0	0	0	0	2.70	1.350	
Darold Knowles, L (7, 1) ERA: 2.62	2.1	S	9	1	0	0	1	1	0	0	0	0	0	0	10	14	0.00	0.857	

Pittsburgh Pirates @ Montreal Expos  
Olympic Stadium, Montreal, QB  
Tue Aug 01 1978, 7:05 PM EDT  
Att: 21,287 - Unknown


AB 36  
R 3  
H 9  
RBI 3  
BB 2  
SO 2  
LOB 12



Batter	1	2	3	4	5	6	7	8	9	AB	R	H	RBI	BB	SO	LOB	BOTTOM		
Dave Cash, R (1, 4) OBP: 0.313, SLG: 0.343	5-3			G6-4-3 1-2			6-3			4	1	1	1	0	0	1			
Andra Dawson, R (1, 8) OBP: 0.315, SLG: 0.452		2-H 1B HR		G3			K			4	1	2	2	0	1	0			
Ellis Valentine, R (1, 9) Sam Mejias, R (7, PR) OBP: 0.340, SLG: 0.515 OBP: 0.219, SLG: 0.167		2-H 1B HR	1-3				K		2B	4	0	1	0	0	2	1			
Tony Perez, R (1, 3) OBP: 0.353, SLG: 0.471				F9			4-3			2	0	0	0	2	0	0			
Larry Parrish, R (1, 5) OBP: 0.326, SLG: 0.479				F8			2B			4	0	1	0	0	0	4			
Warren Cromartie, L (1, 7) OBP: 0.333, SLG: 0.409				F9					F8	4	1	2	0	0	0	1			
Gary Carter, R (1, 2) OBP: 0.329, SLG: 0.393				5-3			P4		K	4	0	1	0	0	1	1			
Chris Speier, R (1, 6) OBP: 0.327, SLG: 0.338				SH1-4			F8		K	4	1	1	0	0	1	2			
Steve Rogers, R (1, 1) OBP: 0.148, SLG: 0.119				SH1-4						2	0	1	1	0	1	0			
Darold Knowles, L (7, 1) OBP: 0.200, SLG: 0.200				1-2 3-H			G6-4-3 1B		K	0	0	0	0	0	0	0			
<b>Inning Stats</b>	R: 0 E: 0 K: 1 S: 6	H: 1 LOB: 2 BB: 1 P: 10	R: 4 E: 0 K: 0 S: 7	H: 4 LOB: 0 BB: 0 P: 7	R: 0 E: 0 K: 0 S: 5	H: 2 LOB: 2 BB: 0 P: 5	R: 0 E: 0 K: 0 S: 3	H: 1 LOB: 0 BB: 0 P: 3	R: 0 E: 0 K: 1 S: 6	H: 0 LOB: 0 BB: 0 P: 5	R: 0 E: 0 K: 1 S: 6	H: 1 LOB: 2 BB: 1 P: 10	R: 0 E: 0 K: 2 S: 7	H: 0 LOB: 0 BB: 0 P: 7	R: 0 E: 0 K: 0 S: 4	H: 0 LOB: 0 BB: 0 P: 4	1B: 6 2B: 3 3B: 0 HR: 1	SF: 0 SAC: 1 DP: 1 HBP: 0	WP: 1 PA: 35 PB: 0 SB: 0 CS: 0
<b>PITCHER</b>	IP WLS BF H R ER SO BB IBB HBP BLK WP HR S P ERA WHIP	IP WLS BF H R ER SO BB IBB HBP BLK WP HR S P ERA WHIP	IP WLS BF H R ER SO BB IBB HBP BLK WP HR S P ERA WHIP	IP WLS BF H R ER SO BB IBB HBP BLK WP HR S P ERA WHIP	IP WLS BF H R ER SO BB IBB HBP BLK WP HR S P ERA WHIP	IP WLS BF H R ER SO BB IBB HBP BLK WP HR S P ERA WHIP	IP WLS BF H R ER SO BB IBB HBP BLK WP HR S P ERA WHIP	IP WLS BF H R ER SO BB IBB HBP BLK WP HR S P ERA WHIP	IP WLS BF H R ER SO BB IBB HBP BLK WP HR S P ERA WHIP	IP WLS BF H R ER SO BB IBB HBP BLK WP HR S P ERA WHIP	IP WLS BF H R ER SO BB IBB HBP BLK WP HR S P ERA WHIP	IP WLS BF H R ER SO BB IBB HBP BLK WP HR S P ERA WHIP	IP WLS BF H R ER SO BB IBB HBP BLK WP HR S P ERA WHIP	IP WLS BF H R ER SO BB IBB HBP BLK WP HR S P ERA WHIP	IP WLS BF H R ER SO BB IBB HBP BLK WP HR S P ERA WHIP	IP WLS BF H R ER SO BB IBB HBP BLK WP HR S P ERA WHIP	IP WLS BF H R ER SO BB IBB HBP BLK WP HR S P ERA WHIP	IP WLS BF H R ER SO BB IBB HBP BLK WP HR S P ERA WHIP	
Jim Bibby, R (1, 1) ERA: 3.48	3.0	L	17	7	4	4	1	1	0	0	0	0	0	0	14	14	0.00	0.667	
Ed Whitson, R (4, 1) ERA: 2.01	3.0		10	2	0	0	2	0	0	0	0	0	0	0	13	17	0.00	0.500	
Kent Tekulve, R (7, 1) ERA: 2.24	2.0		8	1	0	0	3	0	1	0	0	0	0	0	0	0	0.00	0.500	

Pittsburgh Pirates @ Montreal Expos  
Olympic Stadium, Montreal, QB  
Tue Aug 01 1978, 7:05 PM EDT  
Att: 21,287 - Unknown

AB 32  
R 4  
H 10  
RBI 4  
BB 2  
SO 6  
LOB 10





Batter	1	2	3	4	5	6	7	8	9	AB	R	H	RBI	BB	SO	LOB	TOP			
Frank Taveras, R (1,6) OBP: 0.310, SLG: 0.354	0-0 CS BLK 1B		0-0 1-3			0-0 B2		0-0 F7		4	0	1	0	0	0	1	<b>Pittsburgh Pirates @ Montreal Expos</b> Olympic Stadium, Montreal, QB Wed Aug 02 1978, 7:05 PM EDT Att: 15,378 - Unknown			
Phil Garner, R (1,4) OBP: 0.338, SLG: 0.394	4-0 1-2 BB		0-0 F7			0-0 HR		0-0 1B 1-2		3	1	2	1	1	0	0				
Dave Parker, L (1,9) OBP: 0.349, SLG: 0.511	0-3 K				0-0 F8			0-0 1B 1-3 2-H		3	0	1	1	1	1	2				
Bill Robinson, R (1,8) OBP: 0.292, SLG: 0.395	0-0 F7				0-0 F7			0-0 5-3		4	0	0	0	0	0	5				
Manny Sanguillen, R (1,3) OBP: 0.312, SLG: 0.368	0-0 CS 2-3	0-3 K			0-0 6-3			0-0 F9		4	0	0	0	0	1	0				
John Milner, L (1,7) OBP: 0.373, SLG: 0.412		0-0 E9 SF7 2B			0-0 4-3			0-0 F7		3	1	1	0	0	0	0				
Omar Moreno, L (7,8) OBP: 0.317, SLG: 0.270								0-0 S BB		0	0	0	0	1	0	0				
Dale Berra, R (1,5)		0-0 SF7 3-H			0-0 F7			0-0 F4		3	0	0	1	0	1	1				
Duffy Dyer, R (1,2) OBP: 0.338, SLG: 0.315		0-3 K			0-0 F9			0-0 1B 1B		4	1	1	0	0	2	1				
Bruce Kison, R (1,1) OBP: 0.077, SLG: 0.077					0-0 6-3			0-0 F7		3	0	0	0	0	0	1				
Kent Tekulve, R (9,1) OBP: 0.167, SLG: 0.167						0-0 5-3				0	0	0	0	0	0	0				
<b>Inning Stats</b>	R: 0 E: 0 K: 1 S: 5	H: 1 LOB: 1 BB: 1 P: 9	R: 1 E: 1 K: 2 S: 8	H: 1 LOB: 0 BB: 0 P: 8	R: 0 E: 0 K: 0 S: 3	H: 0 LOB: 0 BB: 0 P: 3	R: 0 E: 0 K: 0 S: 3	H: 0 LOB: 0 BB: 0 P: 3	R: 1 E: 0 K: 0 S: 4	H: 1 LOB: 1 BB: 1 P: 8	R: 0 E: 0 K: 0 S: 3	H: 0 LOB: 0 BB: 0 P: 3	R: 1 E: 0 K: 0 S: 6	H: 3 LOB: 2 BB: 0 P: 6	R: 0 E: 0 K: 2 S: 7	H: 0 LOB: 1 BB: 1 P: 11	1B: 4 2B: 1 3B: 0 HR: 1	SF: 1 SAC: 0 DP: 0 HBP: 0	WP: 0 PB: 0 SB: 1 CS: 1	PA: 36
<b>PITCHER</b>	IP WLS BF H R ER SO BB IBB HBP BLK WP HR S P ERA WHIP																			
Dan Schatzeder, L (1,1) ERA: 2.24	7.2 L 30 6 3 2 3 2 0 0 0 0 0 1 34 42 2.35 1.043																			
Stan Bahnsen, R (8,1) ERA: 3.66	0.1 1 0 0 0 0 0 0 0 0 0 0 0 1 1 0.00 0.000																			
Gerry Pirtle, R (9,1) ERA: 5.4	1.0 4 0 0 0 0 2 1 0 0 0 0 0 0 7 11 0.00 1.000																			

AB	31
R	3
H	6
RBI	3
BB	3
SO	5
LOB	11



Batter	1	2	3	4	5	6	7	8	9	AB	R	H	RBI	BB	SO	LOB	BOTTOM					
Dave Cash, R (1,4) OBP: 0.310, SLG: 0.339	0-0 F4		0-3 K		0-0 F7			0-0 5-3		4	0	0	0	0	1	2	<b>Pittsburgh Pirates @ Montreal Expos</b> Olympic Stadium, Montreal, QB Wed Aug 02 1978, 7:05 PM EDT Att: 15,378 - Unknown					
Andra Dawson, R (1,8) OBP: 0.314, SLG: 0.448	0-0 F7		4-0 BB			0-3 K		0-0 5-3		3	0	0	0	1	1	0						
Ellis Valentine, R (1,9) OBP: 0.339, SLG: 0.511	4-0 BB		0-3 K			0-3 K		0-0 6-3		3	0	0	0	1	2	2						
Tony Perez, R (1,3) OBP: 0.349, SLG: 0.466	0-0 F9				0-0 F6			0-3 K		4	0	0	0	0	1	1						
Larry Parrish, R (1,5) OBP: 0.323, SLG: 0.475		0-0 5-3			0-0 5-3			0-3 K		3	0	0	0	0	1	0						
Warren Cromartie, L (1,7) OBP: 0.333, SLG: 0.408		0-0 4-3			0-0 F3			0-0 7-6-3 1B		3	0	1	0	0	0	0						
Gary Carter, R (1,2) OBP: 0.327, SLG: 0.390		0-0 6-3			0-0 6-3			0-0 7-6-3 1-2		3	0	0	0	0	0	1						
Chris Speier, R (1,6) OBP: 0.328, SLG: 0.339					0-0 K			0-0 F8		2	0	1	0	0	1	0						
Tom Hutton, L (8, PH) OBP: 0.322, SLG: 0.319								0-0 F9		1	0	0	0	0	0	0						
Pepe Frias, R (9,6) OBP: 0.286, SLG: 0.615								0-0 1B		0	0	0	0	0	0	0						
Dan Schatzeder, L (1,1) OBP: 0.286, SLG: 0.300					0-0 SH3-4 1B			0-0 F9		1	0	1	0	0	0	0						
Stan Bahnsen, R (8,1)					0-0 SH3-4					0	0	0	0	0	0	0						
Del Unser, L (8, PH) OBP: 0.309, SLG: 0.306					0-0 1-2					1	0	0	0	0	0	0						
Gerry Pirtle, R (9,1)										0	0	0	0	0	0	0						
<b>Inning Stats</b>	R: 0 E: 0 K: 0 S: 3	H: 0 LOB: 0 BB: 0 P: 7	R: 0 E: 0 K: 0 S: 3	H: 0 LOB: 0 BB: 0 P: 3	R: 0 E: 0 K: 2 S: 8	H: 1 LOB: 2 BB: 1 P: 12	R: 0 E: 0 K: 0 S: 3	H: 0 LOB: 0 BB: 0 P: 3	R: 0 E: 0 K: 1 S: 6	H: 1 LOB: 1 BB: 0 P: 6	R: 0 E: 0 K: 3 S: 9	H: 0 LOB: 0 BB: 0 P: 9	R: 0 E: 0 K: 1 S: 5	H: 1 LOB: 0 BB: 0 P: 5	R: 0 E: 0 K: 0 S: 3	H: 0 LOB: 0 BB: 0 P: 3	R: 0 E: 0 K: 0 S: 3	H: 0 LOB: 0 BB: 0 P: 3	1B: 3 2B: 1 3B: 0 HR: 0	SF: 0 SAC: 1 DP: 1 HBP: 0	WP: 0 PB: 0 SB: 0 CS: 0	PA: 31
<b>PITCHER</b>	IP WLS BF H R ER SO BB IBB HBP BLK WP HR S P ERA WHIP																					
Bruce Kison, R (1,1) ERA: 2.79	8.0 W 28 3 0 0 7 2 0 0 0 0 0 0 40 48 0.00 0.625																					
Kent Tekulve, R (9,1) ERA: 2.21	1.0 S 3 0 0 0 0 0 0 0 0 0 0 0 3 3 0.00 0.000																					









Batter	1	2	3	4	5	6	7	8	9	AB	R	H	RBI	BB	SO	LOB	TOP								
Dave Cash, R OBP: 0.349, SLG: 0.334 Pepe Frias, R OBP: 0.286, SLG: 0.615	5-3		5-3			L9		G6-3		5	1	1	0	0	0	2									
Andre Dawson, R OBP: 0.316, SLG: 0.443	1-3		L3			F7			5-3	5	1	1	1	0	0	1									
Ellis Valentine, R OBP: 0.336, SLG: 0.504	K		P3			F8			P3	4	1	0	0	1	1	1									
Tony Perez, R OBP: 0.349, SLG: 0.467 Del Unser, L OBP: 0.307, SLG: 0.303				L5	SF9				5-3	4	1	1	1	0	1	0									
Larry Parrish, R OBP: 0.322, SLG: 0.469				F8					P4	3	1	0	0	1	1	1									
Warren Cromartie, L OBP: 0.341, SLG: 0.415										4	1	3	1	0	0	1									
Gary Carter, R OBP: 0.328, SLG: 0.395										4	0	2	4	0	1	2									
Chris Speier, R OBP: 0.329, SLG: 0.337										2	0	0	0	2	0	1									
Ross Grimsley, L OBP: 0.215, SLG: 0.197 Stan Bahnsen, R OBP: 0.125, SLG: 0.125										3	1	1	0	0	0	3									
										1	0	1	0	0	0	0									
<b>Inning Stats</b>	R: 0 E: 0 K: 1 S: 5	H: 0 LOB: 0 BB: 0 P: 5	R: 1 E: 1 K: 1 S: 7	H: 2 LOB: 2 BB: 1 P: 11	R: 0 E: 0 K: 0 S: 3	H: 0 LOB: 0 BB: 0 P: 3	R: 0 E: 0 K: 0 S: 4	H: 1 LOB: 1 BB: 0 P: 4	R: 6 E: 0 K: 0 S: 7	H: 4 LOB: 1 BB: 3 P: 19	R: 0 E: 0 K: 0 S: 4	H: 1 LOB: 1 BB: 0 P: 4	R: 0 E: 0 K: 2 S: 8	H: 1 LOB: 1 BB: 0 P: 8	R: 0 E: 0 K: 0 S: 3	H: 1 LOB: 0 BB: 0 P: 3	R: 0 E: 0 K: 0 S: 3	H: 0 LOB: 0 BB: 0 P: 3	1B: 8 2B: 2 3B: 0 HR: 0	SF: 1 SAC: 0 DP: 1 HBP: 0	WP: 0 PB: 0 SB: 0 CS: 0	PA: 40			
<b>PITCHER</b>	IP	WLS	BF	H	R	ER	SO	BB	IBB	HBP	BLK	WP	HR	S	P	ERA	WHIP								
Dave Roberts, L ERA: 5.02	4.2	L	24	6	7	7	2	1	3	0	0	0	0	24	40	13.50	1.500								
Donnie Moore, R ERA: 3.82	1.1		6	2	0	0	0	0	0	0	0	0	0	6	6	0.00	1.500								
Lynn McGlothen, R ERA: 3.99	2.0		7	2	0	0	2	0	0	0	0	0	0	11	11	0.00	1.000								
Willie Hernandez, L ERA: 3.63	1.0		3	0	0	0	0	0	0	0	0	0	0	3	3	0.00	0.000								

**Montreal Expos @ Chicago Cubs**  
Wrigley Field, Chicago, IL  
Sat Aug 05 1978, 3:33 AM CDT  
Att: 31,219 - Unknown

AB	35
R	7
H	10
RBI	7
BB	4
SO	4
LOB	12



Batter	1	2	3	4	5	6	7	8	9	AB	R	H	RBI	BB	SO	LOB	BOTTOM								
Ivan De Jesus, R OBP: 0.358, SLG: 0.370	G2		6-3			P4			1-3	5	1	1	1	0	0	4									
Rodney Scott, S OBP: 0.394, SLG: 0.324	F7		L9			L6			K	4	1	0	0	1	1	1									
Bill Buckner, L OBP: 0.338, SLG: 0.391	4-3					3-1				4	0	2	1	0	0	0									
Bobby Murcer, L OBP: 0.364, SLG: 0.394						P5				4	0	1	0	0	0	2									
Dave Kingman, R OBP: 0.312, SLG: 0.506										4	1	1	0	0	1	2									
Mike Vail, R OBP: 0.321, SLG: 0.445 Donnie Moore, L OBP: 0.200, SLG: 0.200										2	0	0	0	0	0	2									
Ed Putman, R OBP: 0.333, SLG: 0.286 Ray Burris, R OBP: 0.146, SLG: 0.200 Dave Rader, L OBP: 0.282, SLG: 0.295										1	0	1	0	0	0	0									
Manny Trillo, R OBP: 0.323, SLG: 0.340										4	0	0	0	0	0	4									
Tim Blackwell, S OBP: 0.250, SLG: 0.143 Larry Bittner, L OBP: 0.314, SLG: 0.362 Lynn McGlothen, L OBP: 0.190, SLG: 0.200 Greg Gross, L OBP: 0.302, SLG: 0.341 Willie Hernandez, L OBP: 0.337, SLG: 0.341										2	0	1	0	0	0	0									
Dave Roberts, L OBP: 0.357, SLG: 0.525 Gene Clines, R OBP: 0.337, SLG: 0.341										1	0	1	0	0	0	0									
										3	1	1	0	0	1	3									
<b>Inning Stats</b>	R: 0 E: 0 K: 0 S: 3	H: 0 LOB: 0 BB: 0 P: 3	R: 0 E: 0 K: 0 S: 4	H: 1 LOB: 1 BB: 0 P: 4	R: 0 E: 0 K: 1 S: 6	H: 1 LOB: 1 BB: 0 P: 6	R: 3 E: 1 K: 0 S: 6	H: 3 LOB: 1 BB: 1 P: 10	R: 1 E: 0 K: 0 S: 6	H: 3 LOB: 3 BB: 0 P: 6	R: 0 E: 0 K: 0 S: 3	H: 0 LOB: 0 BB: 0 P: 3	R: 0 E: 0 K: 0 S: 3	H: 0 LOB: 1 BB: 1 P: 7	R: 0 E: 0 K: 2 S: 7	H: 0 LOB: 0 BB: 0 P: 7	1B: 7 2B: 2 3B: 0 HR: 0	SF: 0 SAC: 1 DP: 0 HBP: 0	WP: 0 PB: 0 SB: 0 CS: 0	PA: 38					
<b>PITCHER</b>	IP	WLS	BF	H	R	ER	SO	BB	IBB	HBP	BLK	WP	HR	S	P	ERA	WHIP								
Ross Grimsley, L ERA: 3.48	5.0	W	24	8	4	3	1	1	0	0	0	0	0	25	29	5.40	1.800								
Stan Bahnsen, R ERA: 3.55	4.0	S	14	1	0	0	2	1	0	0	0	0	0	17	21	0.00	0.500								

**Montreal Expos @ Chicago Cubs**  
Wrigley Field, Chicago, IL  
Sat Aug 05 1978, 3:33 AM CDT  
Att: 31,219 - Unknown

AB	35
R	4
H	9
RBI	3
BB	2
SO	3
LOB	19





Batter	1	2	3	4	5	6	7	8	9	AB	R	H	RBI	BB	SO	LOB	TOP				
Dave Cash, R (1,4) OBP: 0.303, SLG: 0.331	6-3		6-3																		
Pepe Frias, R (9,4) OBP: 0.286, SLG: 0.615																					
Andra Dawson, R (1,8) OBP: 0.312, SLG: 0.451	P7																				
Ellis Valentine, R (1,9) OBP: 0.336, SLG: 0.504	1-3																				
Tony Perez, R (1,3) OBP: 0.345, SLG: 0.462																					
Del Unser, L (9,3) OBP: 0.307, SLG: 0.303																					
Larry Parrish, R (1,5) OBP: 0.321, SLG: 0.467																					
Warren Cromartie, L (1,7) OBP: 0.338, SLG: 0.411																					
Gary Carter, R (1,2) OBP: 0.332, SLG: 0.405																					
Chris Speier, R (1,6) OBP: 0.329, SLG: 0.337																					
Steve Rogers, R (1,1) OBP: 0.141, SLG: 0.113																					
Darold Knowles, L (9,1) OBP: 0.200, SLG: 0.200																					
<b>Inning Stats</b>	R: 0 E: 0 K: 0 S: 3	H: 0 LOB: 0 BB: 0 P: 3	R: 0 E: 0 K: 2 S: 8	H: 0 LOB: 0 BB: 0 P: 9	R: 1 E: 0 K: 0 S: 4	H: 1 LOB: 0 BB: 0 P: 4	R: 0 E: 0 K: 2 S: 7	H: 0 LOB: 0 BB: 0 P: 7	R: 0 E: 0 K: 2 S: 8	H: 1 LOB: 2 BB: 1 P: 12	R: 0 E: 0 K: 0 S: 4	H: 1 LOB: 1 BB: 0 P: 4	R: 0 E: 0 K: 0 S: 6	H: 1 LOB: 0 BB: 0 P: 7	R: 0 E: 0 K: 1 S: 6	H: 1 LOB: 1 BB: 0 P: 6	1B: 4 2B: 1 3B: 0 HR: 2	SF: 0 SAC: 0 DP: 1 HBP: 0	WP: 0 PB: 0 SB: 0 CS: 0	PA: 34	
<b>PITCHER</b>	IP WLS BF H R ER SO BB IBB HBP BLK WP HR S P ERA WHIP	IP WLS BF H R ER SO BB IBB HBP BLK WP HR S P ERA WHIP	IP WLS BF H R ER SO BB IBB HBP BLK WP HR S P ERA WHIP	IP WLS BF H R ER SO BB IBB HBP BLK WP HR S P ERA WHIP	IP WLS BF H R ER SO BB IBB HBP BLK WP HR S P ERA WHIP	IP WLS BF H R ER SO BB IBB HBP BLK WP HR S P ERA WHIP	IP WLS BF H R ER SO BB IBB HBP BLK WP HR S P ERA WHIP	IP WLS BF H R ER SO BB IBB HBP BLK WP HR S P ERA WHIP	IP WLS BF H R ER SO BB IBB HBP BLK WP HR S P ERA WHIP	IP WLS BF H R ER SO BB IBB HBP BLK WP HR S P ERA WHIP	IP WLS BF H R ER SO BB IBB HBP BLK WP HR S P ERA WHIP	IP WLS BF H R ER SO BB IBB HBP BLK WP HR S P ERA WHIP	IP WLS BF H R ER SO BB IBB HBP BLK WP HR S P ERA WHIP	IP WLS BF H R ER SO BB IBB HBP BLK WP HR S P ERA WHIP	IP WLS BF H R ER SO BB IBB HBP BLK WP HR S P ERA WHIP	IP WLS BF H R ER SO BB IBB HBP BLK WP HR S P ERA WHIP	IP WLS BF H R ER SO BB IBB HBP BLK WP HR S P ERA WHIP	IP WLS BF H R ER SO BB IBB HBP BLK WP HR S P ERA WHIP	IP WLS BF H R ER SO BB IBB HBP BLK WP HR S P ERA WHIP	IP WLS BF H R ER SO BB IBB HBP BLK WP HR S P ERA WHIP	IP WLS BF H R ER SO BB IBB HBP BLK WP HR S P ERA WHIP

Montreal Expos @ Chicago Cubs  
Wrigley Field, Chicago, IL  
Sun Aug 06 1978, 3:33 AM CDT  
Sunny - 71 F

AB	33
R	2
H	7
RBI	2
BB	1
SO	7
LOB	9



Batter	1	2	3	4	5	6	7	8	9	AB	R	H	RBI	BB	SO	LOB	BOTTOM					
Ivan De Jesus, R (1,6) OBP: 0.397, SLG: 0.371	K																					
Rodney Scott, S (1,5) OBP: 0.405, SLG: 0.333																						
Bill Buckner, L (1,3) OBP: 0.333, SLG: 0.385																						
Bobby Murcer, L (1,9) OBP: 0.363, SLG: 0.393																						
Dave Kingman, R (1,7) OBP: 0.311, SLG: 0.506																						
Greg Gross, L (1,8) OBP: 0.310, SLG: 0.352																						
Manny Trillo, R (1,4) OBP: 0.325, SLG: 0.342																						
Dave Rader, L (1,2) OBP: 0.279, SLG: 0.292																						
Larry Blittner, L (9,PH) OBP: 0.314, SLG: 0.362																						
Mike Vail, R (9,PH) OBP: 0.319, SLG: 0.441																						
Dennis Lamp, R (1,1) OBP: 0.200, SLG: 0.240																						
Jerry White, S (8,PH) OBP: 0.321, SLG: 0.254																						
Donnie Moore, L (9,1) OBP: 0.200, SLG: 0.200																						
<b>Inning Stats</b>	R: 0 E: 0 K: 1 S: 5	H: 1 LOB: 0 BB: 0 P: 5	R: 0 E: 0 K: 0 S: 4	H: 1 LOB: 1 BB: 0 P: 4	R: 0 E: 0 K: 0 S: 7	H: 1 LOB: 2 BB: 1 P: 13	R: 0 E: 0 K: 0 S: 8	H: 2 LOB: 1 BB: 0 P: 10	R: 0 E: 0 K: 1 S: 5	H: 0 LOB: 0 BB: 0 P: 5	R: 0 E: 0 K: 0 S: 3	H: 1 LOB: 1 BB: 0 P: 3	R: 0 E: 0 K: 0 S: 4	H: 1 LOB: 1 BB: 0 P: 4	R: 0 E: 0 K: 0 S: 3	H: 1 LOB: 1 BB: 1 P: 7	R: 1 E: 0 K: 1 S: 11	H: 3 LOB: 1 BB: 0 P: 13	1B: 7 2B: 4 3B: 0 HR: 0	SF: 0 SAC: 0 DP: 2 HBP: 0	WP: 0 PB: 0 SB: 1 CS: 0	PA: 35
<b>PITCHER</b>	IP WLS BF H R ER SO BB IBB HBP BLK WP HR S P ERA WHIP	IP WLS BF H R ER SO BB IBB HBP BLK WP HR S P ERA WHIP	IP WLS BF H R ER SO BB IBB HBP BLK WP HR S P ERA WHIP	IP WLS BF H R ER SO BB IBB HBP BLK WP HR S P ERA WHIP	IP WLS BF H R ER SO BB IBB HBP BLK WP HR S P ERA WHIP	IP WLS BF H R ER SO BB IBB HBP BLK WP HR S P ERA WHIP	IP WLS BF H R ER SO BB IBB HBP BLK WP HR S P ERA WHIP	IP WLS BF H R ER SO BB IBB HBP BLK WP HR S P ERA WHIP	IP WLS BF H R ER SO BB IBB HBP BLK WP HR S P ERA WHIP	IP WLS BF H R ER SO BB IBB HBP BLK WP HR S P ERA WHIP	IP WLS BF H R ER SO BB IBB HBP BLK WP HR S P ERA WHIP	IP WLS BF H R ER SO BB IBB HBP BLK WP HR S P ERA WHIP	IP WLS BF H R ER SO BB IBB HBP BLK WP HR S P ERA WHIP	IP WLS BF H R ER SO BB IBB HBP BLK WP HR S P ERA WHIP	IP WLS BF H R ER SO BB IBB HBP BLK WP HR S P ERA WHIP	IP WLS BF H R ER SO BB IBB HBP BLK WP HR S P ERA WHIP	IP WLS BF H R ER SO BB IBB HBP BLK WP HR S P ERA WHIP	IP WLS BF H R ER SO BB IBB HBP BLK WP HR S P ERA WHIP	IP WLS BF H R ER SO BB IBB HBP BLK WP HR S P ERA WHIP	IP WLS BF H R ER SO BB IBB HBP BLK WP HR S P ERA WHIP	IP WLS BF H R ER SO BB IBB HBP BLK WP HR S P ERA WHIP	

Montreal Expos @ Chicago Cubs  
Wrigley Field, Chicago, IL  
Sun Aug 06 1978, 3:33 AM CDT  
Sunny - 71 F

AB	33
R	1
H	10
RBI	1
BB	2
SO	3
LOB	10





Batter	1	2	3	4	5	6	7	8	9	AB	R	H	RBI	BB	SO	LOB	TOP																	
Stan Papi, R OBP: 0.343, SLG: 0.363 (1, 4)										4	1	2	0	1	0	1	<b>Montreal Expos @ Chicago Cubs</b> Wrigley Field, Chicago, IL Sun Aug 06 1978, 3:38 AM CDT Att: 39,234 - Sunny - 71 F																	
Andra Dawson, R OBP: 0.316, SLG: 0.459 (1, 8)										4	1	2	0	1	1	2																		
Ellis Valentine, R OBP: 0.336, SLG: 0.502 (1, 9)										5	1	2	1	0	1	4																		
Larry Parrish, R OBP: 0.319, SLG: 0.462 (1, 5)										4	0	0	0	1	1	3																		
Warren Cromartie, L OBP: 0.337, SLG: 0.409 (1, 7)										4	0	1	1	0	0	1																		
Gary Carter, R OBP: 0.331, SLG: 0.406 (1, 2)										4	0	1	0	0	1	2																		
Del Unser, L OBP: 0.306, SLG: 0.296 (1, 3)										3	0	0	0	1	1	2																		
Chris Speier, R OBP: 0.328, SLG: 0.334 (1, 6)										3	0	0	0	1	2	2																		
Scott Sanderson, R OBP: 0.500, SLG: 0.500 Mike Garman, R (6, 1)										2	0	1	0	0	0	1																		
Darold Knowles, L OBP: 0.200, SLG: 0.200 Tom Hutton, L (9, PH) OBP: 0.324, SLG: 0.317										1	0	0	0	0	0	0																		
<b>Inning Stats</b>	R: 0 E: 0 K: 1 S: 6	H: 1 LOB: 1 BB: 0 P: 6	R: 0 E: 0 K: 2 S: 7	H: 0 LOB: 0 BB: 0 P: 7	R: 0 E: 0 K: 0 S: 6	H: 1 LOB: 0 BB: 0 P: 8	R: 0 E: 0 K: 0 S: 4	H: 1 LOB: 1 BB: 0 P: 4	R: 0 E: 0 K: 0 S: 3	H: 0 LOB: 1 BB: 1 P: 7	R: 2 E: 0 K: 0 S: 5	H: 2 LOB: 2 BB: 2 P: 13	R: 0 E: 0 K: 3 S: 12	H: 1 LOB: 2 BB: 1 P: 17	R: 0 E: 0 K: 2 S: 11	H: 1 LOB: 2 BB: 1 P: 16	R: 1 E: 0 K: 0 S: 5	H: 2 LOB: 1 BB: 0 P: 5	1B: 5 2B: 3 3B: 1 HR: 0	SF: 0 SAC: 0 DP: 1 HBP: 0	WP: 1 PB: 0 SB: 2 CS: 0	PA: 40												
<b>PITCHER</b>	IP WLS BF H R ER SO BB IBB HBP BLK WP HR S P ERA WHIP																																	
Ray Burris, R ERA: 5.13 (1, 1)	7.0		30	6	2	2	6	4	0	0	0	0	1	0	43	62	2.57	1.429																
Lynn McClothen, R ERA: 3.92 (8, 1)	1.0	W	5	1	0	0	2	0	1	0	0	0	0	0	11	16	0.00	1.000																
Bruce Sutter, R ERA: 1.78 (9, 1)	1.0	S	5	2	1	1	0	0	0	0	0	0	0	0	5	5	9.00	2.000																

Batter	1	2	3	4	5	6	7	8	9	AB	R	H	RBI	BB	SO	LOB	BOTTOM																
Ivan De Jesus, R OBP: 0.355, SLG: 0.369 (1, 6)										5	0	1	0	0	0	2	<b>Montreal Expos @ Chicago Cubs</b> Wrigley Field, Chicago, IL Sun Aug 06 1978, 3:38 AM CDT Att: 39,234 - Sunny - 71 F																
Rodney Scott, S OBP: 0.407, SLG: 0.333 (1, 5)										3	0	1	0	1	1	0																	
Larry Bittner, L OBP: 0.317, SLG: 0.364 (1, 3)										4	1	2	0	0	1	3																	
Bobby Murcer, L OBP: 0.365, SLG: 0.395 Jerry White, S (6, PR) OBP: 0.329, SLG: 0.254 (7, 8)										3	0	2	0	0	0	2																	
Dave Kingman, R OBP: 0.307, SLG: 0.498 (1, 7)										4	0	0	0	0	0	7																	
Greg Gross, L OBP: 0.313, SLG: 0.359 (7, 9)										4	1	2	1	0	0	0																	
Manny Trillo, R OBP: 0.324, SLG: 0.340 (1, 4)										2	0	0	1	1	1	0																	
Tim Blackwell, S OBP: 0.333, SLG: 0.143 Bill Buckner, L OBP: 0.332, SLG: 0.383 Dave Rader, L OBP: 0.279, SLG: 0.292 Mike Vail, R OBP: 0.316, SLG: 0.441 Bruce Sutter, R OBP: 0.231, SLG: 0.091 (1, 1)										0	0	0	0	2	0	0																	
Ray Burris, R OBP: 0.140, SLG: 0.190 Gene Clines, R OBP: 0.335, SLG: 0.339 Lynn McClothen, L OBP: 0.100, SLG: 0.200 Ed Putman, R OBP: 0.375, SLG: 0.333 (8, PH) (9, 2)										2	0	0	0	0	1	2																	
<b>Inning Stats</b>	R: 0 E: 0 K: 1 S: 7	H: 2 LOB: 2 BB: 0 P: 7	R: 0 E: 0 K: 1 S: 5	H: 0 LOB: 1 BB: 1 P: 9	R: 0 E: 0 K: 1 S: 9	H: 1 LOB: 1 BB: 1 P: 14	R: 0 E: 0 K: 1 S: 11	H: 0 LOB: 1 BB: 1 P: 16	R: 0 E: 0 K: 0 S: 6	H: 1 LOB: 0 BB: 0 P: 7	R: 1 E: 1 K: 0 S: 11	H: 2 LOB: 2 BB: 0 P: 14	R: 0 E: 0 K: 0 S: 3	H: 0 LOB: 0 BB: 0 P: 3	R: 3 E: 0 K: 0 S: 10	H: 3 LOB: 2 BB: 2 P: 18		1B: 8 2B: 1 3B: 0 HR: 0	SF: 2 SAC: 0 DP: 0 HBP: 0	WP: 0 PB: 0 SB: 1 CS: 1	PA: 37												
<b>PITCHER</b>	IP WLS BF H R ER SO BB IBB HBP BLK WP HR S P ERA WHIP																																
Scott Sanderson, R ERA: 1.69 (1, 1)	5.1		24	6	1	1	4	3	0	0	0	0	0	44	60	1.69	1.688																
Mike Garman, R ERA: 5.5 (6, 1)	2.0	L	10	2	3	3	0	1	1	0	0	0	0	15	25	13.50	1.500																
Darold Knowles, L ERA: 2.57 (8, 1)	0.2		3	1	0	0	0	0	0	0	0	0	0	3	3	0.00	1.500																

AB	35
R	3
H	9
RBI	2
BB	5
SO	8
LOB	18



AB	30
R	2
H	9
RBI	4
BB	5
SO	4
LOB	18









Batter	1	2	3	4	5	6	7	8	9	AB	R	H	RBI	BB	SO	LOB	TOP										
<b>Elliott Maddox, R</b> OBP: 0.393, SLG: 0.352 (1, 5) (7, 8)										6	1	4	2	0	0	0											
<b>Tim Foli, R</b> OBP: 0.290, SLG: 0.328 (1, 6)										6	1	2	1	0	0	3											
<b>Steve Henderson, R</b> OBP: 0.342, SLG: 0.419 (1, 7)										4	2	2	1	1	2	3											
<b>John Stearns, R</b> OBP: 0.373, SLG: 0.441 (1, 2)										4	3	3	2	1	1	1											
<b>Willie Montanez, L</b> OBP: 0.332, SLG: 0.425 (1, 3)										4	1	2	3	1	0	1											
<b>Tom Grievs, R</b> OBP: 0.273, SLG: 0.329 <b>Lenny Randle, S</b> OBP: 0.334, SLG: 0.320 (1, 9) (7, 5)										4	0	0	0	0	0	6											
<b>Joel Youngblood, R</b> OBP: 0.314, SLG: 0.513 (1, 8) (7, 9)										5	2	5	1	0	0	0											
<b>Doug Flynn, R</b> OBP: 0.279, SLG: 0.278 (1, 4)										5	0	0	0	0	2	5											
<b>Craig Swan, R</b> OBP: 0.204, SLG: 0.170 <b>Bruce Boisclair, L</b> OBP: 0.316, SLG: 0.349 <b>Skip Lockwood, R</b> OBP: 0.200, SLG: 0.600 (1, 1) (8, PH) (8, 1)										2	0	1	0	0	1	0											
<b>Inning Stats</b>	R: 0 E: 0 K: 1 S: 6	H: 2 LOB: 3 BB: 2 P: 14	R: 1 E: 0 K: 1 S: 8	H: 3 LOB: 2 BB: 0 P: 8	R: 1 E: 0 K: 1 S: 7	H: 2 LOB: 1 BB: 0 P: 7	R: 0 E: 0 K: 1 S: 5	H: 0 LOB: 0 BB: 0 P: 5	R: 0 E: 0 K: 1 S: 6	H: 2 LOB: 1 BB: 0 P: 6	R: 2 E: 0 K: 1 S: 7	H: 2 LOB: 1 BB: 1 P: 11	R: 5 E: 1 K: 0 S: 9	H: 6 LOB: 1 BB: 0 P: 9	R: 0 E: 0 K: 0 S: 3	H: 0 LOB: 0 BB: 0 P: 3	1B: 12 2B: 4 3B: 1 HR: 2	SF: 0 SAC: 1 DP: 1 HBP: 0	WP: 0 PB: 0 SB: 2 CS: 0	PA: 47							
<b>PITCHER</b>	IP	WLS	BF	H	R	ER	SO	BB	IBB	HBP	BLK	WP	HR	S	P	ERA	WHIP										
<b>Woodie Fryman, L</b> ERA: 3.65 (1, 1)	2.0		12	5	1	1	2	2	0	0	0	0	0	14	22	4.50	3.500										
<b>Wayne Twitchell, R</b> ERA: 5.81 (3, 1)	4.0	L	19	7	4	4	3	1	0	0	0	0	1	24	28	9.00	2.000										
<b>Darold Knowles, L</b> ERA: 2.53 (7, 1)	1.0		4	1	0	0	1	0	0	0	0	0	0	6	6	0.00	1.000										
<b>Stan Bahnsen, R</b> ERA: 4.35 (8, 1)	1.0		9	6	5	5	0	0	0	0	0	0	1	9	9	45.00	6.000										
<b>Hal Dues, R</b> ERA: 2.15 (9, 1)	1.0		3	0	0	0	0	0	0	0	0	0	0	3	3	0.00	0.000										
<b>Batter</b>	<b>1</b>	<b>2</b>	<b>3</b>	<b>4</b>	<b>5</b>	<b>6</b>	<b>7</b>	<b>8</b>	<b>9</b>	<b>AB</b>	<b>R</b>	<b>H</b>	<b>RBI</b>	<b>BB</b>	<b>SO</b>	<b>LOB</b>	<b>BOTTOM</b>										
<b>Dave Cash, R</b> OBP: 0.304, SLG: 0.332 (1, 4)										4	0	2	0	0	0	2											
<b>Andre Dawson, R</b> OBP: 0.312, SLG: 0.452 <b>Stan Bahnsen, R</b> OBP: 0.125, SLG: 0.125 <b>Hal Dues, R</b> OBP: 0.214, SLG: 0.214 (1, 8) (8, 1) (9, 1)										4	0	0	0	0	0	3											
<b>Ellis Valentine, R</b> OBP: 0.335, SLG: 0.498 (1, 9)										4	1	1	0	0	0	0											
<b>Tony Perez, R</b> OBP: 0.344, SLG: 0.456 (1, 3)										4	0	0	0	0	1	1											
<b>Warren Cromartie, L</b> OBP: 0.338, SLG: 0.414 (1, 7)										3	0	1	1	1	1	0											
<b>Gary Carter, R</b> OBP: 0.332, SLG: 0.403 (1, 2)										3	1	0	0	1	0	1											
<b>Stan Papi, R</b> OBP: 0.340, SLG: 0.358 (1, 5)										4	1	1	0	0	1	0											
<b>Chris Speier, R</b> OBP: 0.332, SLG: 0.334 (1, 6)										3	0	1	1	1	0	0											
<b>Woodie Fryman, R</b> OBP: 0.273, SLG: 0.125 <b>Del Unser, L</b> OBP: 0.316, SLG: 0.302 <b>Wayne Twitchell, R</b> OBP: 0.187, SLG: 0.109 <b>Darold Knowles, L</b> OBP: 0.200, SLG: 0.200 <b>Tom Hutton, R</b> OBP: 0.322, SLG: 0.316 (1, 1) (2, PH) (3, 1) (7, 1) (7, PH) (8, 8)										0	0	0	0	0	0	0											
<b>Inning Stats</b>	R: 0 E: 0 K: 0 S: 3	H: 1 LOB: 0 BB: 0 P: 3	R: 2 E: 0 K: 0 S: 5	H: 3 LOB: 2 BB: 2 P: 13	R: 1 E: 0 K: 1 S: 7	H: 2 LOB: 1 BB: 0 P: 7	R: 0 E: 0 K: 2 S: 7	H: 0 LOB: 0 BB: 0 P: 7	R: 0 E: 0 K: 0 S: 3	H: 0 LOB: 0 BB: 0 P: 3	R: 0 E: 0 K: 0 S: 4	H: 1 LOB: 2 BB: 1 P: 8	R: 0 E: 0 K: 1 S: 5	H: 0 LOB: 0 BB: 0 P: 5	R: 0 E: 0 K: 0 S: 3	H: 0 LOB: 0 BB: 0 P: 3	1B: 6 2B: 0 3B: 1 HR: 0	SF: 0 SAC: 0 DP: 1 HBP: 0	WP: 0 PB: 0 SB: 1 CS: 0	PA: 35							
<b>PITCHER</b>	IP	WLS	BF	H	R	ER	SO	BB	IBB	HBP	BLK	WP	HR	S	P	ERA	WHIP										
<b>Craig Swan, R</b> ERA: 2.5 (1, 1)	7.0	W	29	7	3	3	3	3	0	0	0	0	0	8	8	0.00	1.429										
<b>Skip Lockwood, R</b> ERA: 3.49 (8, 1)	2.0		6	0	0	0	1	0	0	0	0	0	0	8	8	0.00	0.000										

**New York Mets @ Montreal Expos**  
Olympic Stadium, Montreal, QB  
Wed Aug 09 1978, 7:05 PM EDT  
Att: 16,910 - Unknown

AB 43  
R 10  
H 19  
RBI 10  
BB 3  
SO 6  
LOB 19



**New York Mets @ Montreal Expos**  
Olympic Stadium, Montreal, QB  
Wed Aug 09 1978, 7:05 PM EDT  
Att: 16,910 - Unknown

AB 32  
R 3  
H 7  
RBI 3  
BB 3  
SO 4  
LOB 8





Batter	1	2	3	4	5	6	7	8	9	AB	R	H	RBI	BB	SO	LOB	TOP		
Ivan De Jesus, R OBP: 0.352, SLG: 0.362	0-0 6-3		1-2 6-3			0-0 5-3			0-0 FC2-6 SH1-3	4	0	0	0	0	0	1			
Rodney Scott, S OBP: 0.408, SLG: 0.333	1-2 L7			0-0 1-3			0-0 P4		0-0 SH1-3	3	0	0	0	0	0	0			
Bill Buckner, L OBP: 0.335, SLG: 0.382	0-0 3-1			0-0 L9			0-0 FC5-4 1B		0-0 L9	4	0	1	0	0	0	2			
Mike Vail, R OBP: 0.307, SLG: 0.435		0-0 F7		0-3 K			0-0 L8			3	0	0	0	0	1	1			
Davey Johnson, R OBP: 0.308, SLG: 0.317		3-2 F8			0-0 5-3		0-0 FC5-4			3	0	0	0	0	0	1			
Manny Trillo, R OBP: 0.325, SLG: 0.340		0-0 1B			0-0 1-3			0-0 F9		3	0	1	0	0	0	0			
Gene Clines, R OBP: 0.329, SLG: 0.332		0-0 L4			0-0 L5-3			0-0 L8		3	0	0	0	0	0	1			
Tim Blackwell, S OBP: 0.241, SLG: 0.083			0-0 L8			1-2 F9		0-0 6-3		3	0	0	0	0	0	0			
Dennis Lamp, R OBP: 0.192, SLG: 0.231							0-0 L8		4-0 FC2-6 BB	2	0	0	0	0	0	0			
Dave Kingman, R OBP: 0.300, SLG: 0.478										0	0	0	0	0	1	0			
Jerry White, S OBP: 0.337, SLG: 0.264										0	0	0	0	0	0	0			
<b>Inning Stats</b>	R: 0 E: 0 K: 0 S: 6	H: 0 LOB: 0 BB: 0 P: 7	R: 0 E: 0 K: 0 S: 7	H: 1 LOB: 1 BB: 0 P: 10	R: 0 E: 0 K: 0 S: 7	H: 0 LOB: 0 BB: 0 P: 8	R: 0 E: 0 K: 0 S: 5	H: 0 LOB: 0 BB: 0 P: 5	R: 0 E: 0 K: 0 S: 3	H: 0 LOB: 0 BB: 0 P: 3	R: 0 E: 0 K: 0 S: 4	H: 1 LOB: 1 BB: 0 P: 4	R: 0 E: 0 K: 0 S: 3	H: 0 LOB: 0 BB: 0 P: 3	R: 0 E: 0 K: 0 S: 3	H: 0 LOB: 2 BB: 1 P: 7	1B: 2 2B: 0 3B: 0 HR: 0	SF: 0 SAC: 1 DP: 0 HBP: 0	WP: 0 PA: 30 PB: 0 SB: 0 CS: 0
<b>PITCHER</b> Ross Grimsley, L ERA: 3.31	IP: 9.0 WLS: W BF: 30 H: 2 R: 0 ER: 0 SO: 1 BB: 1 IBB: 0 HBP: 0 BLK: 0 WP: 0 HR: 0 S: 44 P: 54 ERA: 0.00 WHIP: 0.333															<b>PITCHER</b>			

Chicago Cubs @ Montreal Expos  
Olympic Stadium, Montreal, QB  
Fri Aug 11 1978, 7:05 PM EDT  
Att: 17,956 - Overcast - 74 F

AB	28
R	0
H	2
RBI	0
BB	1
SO	1
LOB	6



Batter	1	2	3	4	5	6	7	8	9	AB	R	H	RBI	BB	SO	LOB	BOTTOM		
Dave Cash, R OBP: 0.302, SLG: 0.329	0-0 L6		0-0 L7			0-0 E4 2B SF8	1-2 5-3			4	1	0	0	0	0	1			
Del Unser, L OBP: 0.310, SLG: 0.302										0	0	0	0	0	0	0			
Andra Dawson, R OBP: 0.313, SLG: 0.455	0-3 K			0-0 G6-3 1B		0-0 G6-3 2B		3-3 K		4	0	2	0	0	2	0			
Ellis Valentine, R OBP: 0.336, SLG: 0.499	0-0 2B			0-0 G6-3 1-2		4-0 IBB		2-3 K		3	0	1	0	1	1	1			
Tony Perez, R OBP: 0.343, SLG: 0.454	0-0 6-3			4-0 BB		0-0 SF8		0-0 5-3		2	0	0	1	1	0	1			
Pepe Frias, R OBP: 0.296, SLG: 0.615										0	0	0	0	0	0	0			
Larry Parrish, R OBP: 0.316, SLG: 0.456		0-0 6-3		0-3 K		0-0 P4				3	0	0	0	0	1	3			
Warren Cromartie, L OBP: 0.338, SLG: 0.414		0-0 F9			0-0 1-3 1B	0-0 G3				3	0	1	0	0	0	2			
Gary Carter, R OBP: 0.330, SLG: 0.399		0-3 K			0-0 F3		0-0 F3			3	0	0	0	0	1	1			
Chris Speier, R OBP: 0.332, SLG: 0.332			0-0 4-3		0-0 1-3		4-0 SH1-4 BB			2	0	0	0	1	0	1			
Ross Grimsley, L OBP: 0.209, SLG: 0.190			0-0 1-3		0-0 1-3		0-0 SH1-4			2	0	0	0	0	0	1			
<b>Inning Stats</b>	R: 0 E: 0 K: 1 S: 6	H: 1 LOB: 1 BB: 0 P: 6	R: 0 E: 0 K: 1 S: 5	H: 0 LOB: 0 BB: 0 P: 5	R: 0 E: 0 K: 0 S: 3	H: 0 LOB: 0 BB: 0 P: 3	R: 0 E: 0 K: 1 S: 5	H: 1 LOB: 1 BB: 1 P: 9	R: 0 E: 0 K: 0 S: 4	H: 1 LOB: 2 BB: 1 P: 9	R: 0 E: 0 K: 0 S: 6	H: 0 LOB: 1 BB: 1 P: 11	R: 0 E: 0 K: 2 S: 16	H: 0 LOB: 0 BB: 0 P: 21	R: 0 E: 0 K: 0 S: 3	H: 0 LOB: 0 BB: 0 P: 7	1B: 2 2B: 2 3B: 0 HR: 0	SF: 1 SAC: 1 DP: 1 HBP: 0	WP: 0 PA: 31 PB: 0 SB: 0 CS: 0
<b>PITCHER</b> Dennis Lamp, R ERA: 3.26	IP: 8.0 WLS: L BF: 31 H: 4 R: 1 ER: 0 SO: 5 BB: 2 IBB: 1 HBP: 0 BLK: 0 WP: 0 HR: 0 S: 50 P: 68 ERA: 0.00 WHIP: 0.750															<b>PITCHER</b>			

Chicago Cubs @ Montreal Expos  
Olympic Stadium, Montreal, QB  
Fri Aug 11 1978, 7:05 PM EDT  
Att: 17,956 - Overcast - 74 F

AB	26
R	1
H	4
RBI	1
BB	3
SO	5
LOB	11









Batter	1	2	3	4	5	6	7	8	9	AB	R	H	RBI	BB	SO	LOB	TOP										
Ivan De Jesus, R OBP: 0.345, SLG: 0.354 (1, 6)	0-0 6-3		1-2 6-3		0-0 6-3		0-2 F8		0-3 K	5	0	0	0	0	1	1											
Jerry White, S OBP: 0.355, SLG: 0.266 (1, 8)	0-0 5-3		0-0 F8		0-2 L9			4-2 BB		0	0	0	0	0	0	0											
Larry Bittner, L OBP: 0.313, SLG: 0.358 (1, 3)	1-3 K		0-0 FC6 1B		0-0 6-3			0-0 BB 1-2 G3 1B		4	0	2	0	0	1	0											
Bobby Murcer, L OBP: 0.363, SLG: 0.396 (1, 9)		0-0 F9	0-0 FC6		0-0 F9			0-0 G3 1-2 2-3		4	0	0	0	0	0	4											
Davey Johnson, R OBP: 0.298, SLG: 0.315 Greg Gross, L OBP: 0.307, SLG: 0.351 (1, 5) (8, 7)		0-3 K		1-2 F3		2-2 L8		0-0 6-3		4	0	0	0	0	1	2											
Dave Kingman, R OBP: 0.312, SLG: 0.492 Mick Kelleher, R OBP: 0.353, SLG: 0.283 (1, 7) (8, 5)		4-0 BB		4-0 1B BB		0-0 HR		4-0 FC6-4 IBB		1	1	1	1	3	0	0											
Manny Trillo, R OBP: 0.320, SLG: 0.332 (1, 4)	1-2 P7		0-3 K		0-0 5-3			0-0 FC6-4 1-2		4	0	0	0	0	1	5											
Tim Blackwell, S OBP: 0.278, SLG: 0.167 (1, 2)			0-0 SH 2B		0-0 1B		0-3 K		0-0 F7	4	1	2	0	0	1	0											
Rick Reuschel, R OBP: 0.151, SLG: 0.137 (1, 1)			0-0 SH 1B 2H		1-3 K		0-3 K		0-3 K	3	0	0	0	0	3	2											
<b>Inning Stats</b>	R: 0 E: 0 K: 1 S: 7	H: 0 LOB: 0 BB: 0 P: 8	R: 0 E: 0 K: 1 S: 8	H: 0 LOB: 1 BB: 1 P: 13	R: 1 E: 1 K: 0 S: 12	H: 2 LOB: 2 BB: 0 P: 13	R: 0 E: 0 K: 2 S: 12	H: 1 LOB: 2 BB: 1 P: 18	R: 0 E: 0 K: 0 S: 6	H: 0 LOB: 0 BB: 0 P: 6	R: 1 E: 0 K: 0 S: 7	H: 1 LOB: 0 BB: 0 P: 9	R: 0 E: 0 K: 2 S: 10	H: 0 LOB: 0 BB: 0 P: 10	R: 0 E: 0 K: 0 S: 8	H: 1 LOB: 3 BB: 2 P: 16	R: 0 E: 0 K: 2 S: 7	H: 0 LOB: 0 BB: 0 P: 7	1B: 3 2B: 1 3B: 0 HR: 1	SF: 0 SAC: 1 DP: 0 HBP: 0	WP: 0 PB: 0 SB: 0 CS: 0	PA: 37					
<b>PITCHER</b>	IP	WLS	BF	H	R	ER	SO	BB	IBB	HBP	BLK	WP	HR	S	P	ERA	WHIP										
Scott Sanderson, R ERA: 2.19 (1, 1)	7.0	L	28	4	2	2	6	2	0	0	0	0	1	62	77	2.57	0.857										
Darold Knowles, L ERA: 2.48 (8, 1)	0.1		3	1	0	0	0	1	0	0	0	0	0	6	10	0.00	6.000										
Gerry Pirtle, R ERA: 4.98 (8, 1)	1.2		6	0	0	0	2	0	1	0	0	0	0	9	13	0.00	0.000										

Chicago Cubs @ Montreal Expos  
Olympic Stadium, Montreal, QB  
Sun Aug 13 1978, 3:33 AM EDT  
Att. 24,394 - Sunny - 77 F

AB	29
R	2
H	5
RBI	1
BB	3
SO	8
LOB	14



Batter	1	2	3	4	5	6	7	8	9	AB	R	H	RBI	BB	SO	LOB	BOTTOM										
Dave Cash, R OBP: 0.302, SLG: 0.328 (1, 4)	0-0 6-3		0-0 G5-4-3 1-2		0-0 6-3		0-0 FC6-4 1B			4	0	1	0	0	0	2											
Andra Dawson, R OBP: 0.308, SLG: 0.447 Darold Knowles, L OBP: 0.200, SLG: 0.200 Gerry Pirtle, R (1, 8) (8, 1) (8, 1)	0-0 6-3			0-0 5-3		0-0 1B 2H	0-0 FC6-4 1-2			4	0	1	1	0	0	1											
Ellis Valentine, R OBP: 0.335, SLG: 0.493 (1, 9)	0-0 F8			0-0 1B 1B		0-0 F8		0-3 K		4	0	1	0	0	1	1											
Tony Perez, R OBP: 0.340, SLG: 0.449 (1, 3)		0-0 E5 G6-4-3		0-0 G3 1B		0-0 G3 SH2-4 1B		0-3 K		4	0	2	0	0	1	0											
Larry Parrish, R OBP: 0.314, SLG: 0.449 (1, 5)		0-0 G6-4-3 1-2		0-0 G3		0-0 SH2-4		0-3 K		3	0	0	0	0	1	3											
Warren Cromartie, L OBP: 0.337, SLG: 0.412 (1, 7)		0-0 2B		4-0 IBB		0-0 G3		0-0 6-3		3	0	1	0	1	0	1											
Gary Carter, R OBP: 0.329, SLG: 0.405 (1, 2)	0-0 F2			0-0 L8		0-3 K		0-3 K		4	0	0	0	0	2	5											
Chris Speier, R OBP: 0.334, SLG: 0.338 (1, 6)			2-2 G5-4-3 1B		0-0 SH3-4 1B 1B		0-0 P6		0-0 4-3	4	1	2	0	0	0	0											
Scott Sanderson, R OBP: 0.333, SLG: 0.333 Del Unser, L OBP: 0.306, SLG: 0.297 (1, 1) (7, PH) (8, 8)			0-3 K		0-0 SH3-4 1-2		0-0 F7			1	0	0	0	0	1	1											
<b>Inning Stats</b>	R: 0 E: 0 K: 0 S: 3	H: 0 LOB: 0 BB: 0 P: 3	R: 0 E: 1 K: 0 S: 4	H: 1 LOB: 1 BB: 0 P: 4	R: 0 E: 0 K: 1 S: 8	H: 1 LOB: 0 BB: 0 P: 10	R: 0 E: 0 K: 0 S: 5	H: 2 LOB: 3 BB: 1 P: 9	R: 1 E: 0 K: 0 S: 5	H: 2 LOB: 1 BB: 0 P: 5	R: 0 E: 0 K: 1 S: 11	H: 1 LOB: 1 BB: 0 P: 14	R: 0 E: 0 K: 3 S: 9	H: 0 LOB: 0 BB: 0 P: 9	R: 0 E: 0 K: 1 S: 5	H: 0 LOB: 0 BB: 0 P: 5	1B: 7 2B: 1 3B: 0 HR: 0	SF: 0 SAC: 2 DP: 2 HBP: 0	WP: 0 PB: 0 SB: 0 CS: 0	PA: 35							
<b>PITCHER</b>	IP	WLS	BF	H	R	ER	SO	BB	IBB	HBP	BLK	WP	HR	S	P	ERA	WHIP										
Rick Reuschel, R ERA: 2.98 (1, 1)	9.0	W	35	8	1	1	6	0	1	0	0	0	0	54	63	1.00	0.889										

Chicago Cubs @ Montreal Expos  
Olympic Stadium, Montreal, QB  
Sun Aug 13 1978, 3:33 AM EDT  
Att. 24,394 - Sunny - 77 F

AB	32
R	1
H	8
RBI	1
BB	1
SO	6
LOB	14





Batter	1	2	3	4	5	6	7	8	9	AB	R	H	RBI	BB	SO	LOB	TOP										
<b>Bill Madlock</b> , R (1, 4) OBP: 0.378, SLG: 0.490										2	2	0	0	3	0	3	<b>San Francisco Giants @ Montreal Expos</b> Olympic Stadium, Montreal, QB Tue Aug 15 1978, 7:05 PM EDT Att: 21,414 - Unknown										
<b>Darrell Evans</b> , L (1, 5) OBP: 0.375, SLG: 0.393										4	1	1	2	0	0	2											
<b>Jack Clark</b> , R (1, 9) OBP: 0.356, SLG: 0.524										4	0	1	0	0	0	2											
<b>Mike Ivie</b> , R (1, 3) OBP: 0.355, SLG: 0.474										4	0	1	1	0	1	2											
<b>Hector Cruz</b> , R (1, 7) OBP: 0.280, SLG: 0.341										4	0	0	0	0	1	1											
<b>Larry Hemdon</b> , R (1, 8) OBP: 0.340, SLG: 0.377										4	0	1	0	0	0	0											
<b>Johnnie LetMaster</b> , R (1, 6) OBP: 0.280, SLG: 0.330										4	0	1	0	0	0	1											
<b>Marc Hill</b> , R (1, 2) OBP: 0.338, SLG: 0.293										2	0	0	0	1	1	0											
<b>Jim Barr</b> , R (1, 1) OBP: 0.318, SLG: 0.135									3	0	0	0	0	0	1	2											
<b>Randy Moffitt</b> , R (8, 1) OBP: 0.296, SLG: 0.143										0	0	0	0	0	0	0											
<b>John Curtis</b> , L (8, 1) ERA: 4.22										0	0	0	0	0	0	0											
<b>Willie McCovey</b> , L (8, PH) OBP: 0.356, SLG: 0.524										0	0	0	0	1	0	0											
<b>Charlie Williams</b> , R (9, 1) ERA: 2.09										0	0	0	0	0	0	0											
<b>Inning Stats</b>	R: 2 E: 0 K: 2 S: 8	H: 1 LOB: 0 BB: 1 P: 12	R: 0 E: 0 K: 1 S: 5	H: 0 LOB: 0 BB: 0 P: 5	R: 0 E: 0 K: 0 S: 4	H: 1 LOB: 2 BB: 1 P: 8	R: 0 E: 0 K: 1 S: 6	H: 1 LOB: 0 BB: 1 P: 10	R: 0 E: 0 K: 0 S: 3	H: 0 LOB: 0 BB: 0 P: 3	R: 0 E: 0 K: 0 S: 3	H: 0 LOB: 0 BB: 0 P: 3	R: 0 E: 1 K: 0 S: 4	H: 1 LOB: 1 BB: 1 P: 8	R: 0 E: 1 K: 0 S: 4	H: 1 LOB: 3 BB: 1 P: 8	1B: 3 2B: 0 3B: 1 HR: 1	SF: 0 SAC: 1 DP: 1 HBP: 0	WP: 0 PA: 37 PB: 0 SB: 0 CS: 0								
<b>PITCHER</b>	IP	WLS	BF	H	R	ER	SO	BB	IBB	HBP	BLK	WP	HR	S	P	ERA	WHIP										
<b>Dan Schatzeder</b> , L (1, 1) ERA: 2.14	7.0		29	3	3	2	4	3	1	0	0	0	1	33	49	2.57	0.857										
<b>Stan Bahnsen</b> , R (8, 1) ERA: 4.22	1.0		3	1	0	0	0	0	0	0	0	0	0	3	3	0.00	1.000										
<b>Hal Dues</b> , R (9, 1) ERA: 2.09	1.0	W	5	1	0	0	0	0	1	0	0	0	0	4	8	0.00	1.000										

Batter	1	2	3	4	5	6	7	8	9	AB	R	H	RBI	BB	SO	LOB	BOTTOM										
<b>Dave Cash</b> , R (1, 4) OBP: 0.301, SLG: 0.327										5	0	1	0	0	0	2	<b>San Francisco Giants @ Montreal Expos</b> Olympic Stadium, Montreal, QB Tue Aug 15 1978, 7:05 PM EDT Att: 21,414 - Unknown										
<b>Andre Dawson</b> , R (1, 8) OBP: 0.310, SLG: 0.446										5	0	2	1	0	0	1											
<b>Ellis Valentine</b> , R (1, 9) OBP: 0.334, SLG: 0.497										5	1	1	1	0	0	3											
<b>Tony Perez</b> , R (1, 3) OBP: 0.339, SLG: 0.449										4	1	1	0	0	1	2											
<b>Warren Cromartie</b> , L (1, 7) OBP: 0.340, SLG: 0.420										4	0	3	1	0	0	2											
<b>Larry Parrish</b> , R (1, 5) OBP: 0.314, SLG: 0.446										3	0	0	0	1	1	2											
<b>Gary Carter</b> , R (1, 2) OBP: 0.328, SLG: 0.410										4	1	1	1	0	0	3											
<b>Chris Speier</b> , R (1, 6) OBP: 0.338, SLG: 0.343										3	0	2	0	1	0	1											
<b>Dan Schatzeder</b> , L (1, 1) OBP: 0.296, SLG: 0.346										3	1	0	0	0	0	4											
<b>Stan Bahnsen</b> , R (8, 1) ERA: 4.22										0	0	0	0	0	0	0											
<b>Del Unser</b> , L (8, PH) OBP: 0.306, SLG: 0.297										0	0	0	0	0	0	0											
<b>Stan Papi</b> , R (8, PH) OBP: 0.333, SLG: 0.351										0	0	0	0	0	0	1											
<b>Hal Dues</b> , R (9, 1) OBP: 0.214, SLG: 0.214										0	0	0	0	0	0	0											
<b>Inning Stats</b>	R: 0 E: 0 K: 1 S: 7	H: 2 LOB: 2 BB: 0 P: 7	R: 0 E: 2 K: 1 S: 6	H: 0 LOB: 1 BB: 0 P: 6	R: 0 E: 0 K: 0 S: 3	H: 0 LOB: 0 BB: 0 P: 3	R: 0 E: 0 K: 0 S: 4	H: 1 LOB: 1 BB: 0 P: 4	R: 0 E: 0 K: 0 S: 4	H: 1 LOB: 2 BB: 1 P: 8	R: 1 E: 0 K: 0 S: 4	H: 1 LOB: 1 BB: 1 P: 8	R: 2 E: 0 K: 0 S: 6	H: 4 LOB: 1 BB: 0 P: 6	R: 1 E: 0 K: 0 S: 3	H: 1 LOB: 0 BB: 0 P: 3	1B: 5 2B: 4 3B: 0 HR: 2	SF: 0 SAC: 0 DP: 2 HBP: 0	WP: 0 PA: 39 PB: 0 SB: 0 CS: 0								
<b>PITCHER</b>	IP	WLS	BF	H	R	ER	SO	BB	IBB	HBP	BLK	WP	HR	S	P	ERA	WHIP										
<b>Jim Barr</b> , R (1, 1) ERA: 3.48	7.0		30	6	1	1	2	2	0	0	0	0	1	5	5	27.00	6.000										
<b>Randy Moffitt</b> , R (8, 1) ERA: 3.43	0.2		5	4	2	2	0	0	0	0	0	0	0	1	1	0.00	0.000										
<b>John Curtis</b> , L (8, 1) ERA: 4.22	0.1		1	0	0	0	0	0	0	0	0	0	0	1	1	0.00	0.000										
<b>Charlie Williams</b> , R (9, 1) ERA: 4.36	0.2	L	3	1	1	1	0	0	0	0	0	0	1	3	3	13.50	1.500										





Batter	1	2	3	4	5	6	7	8	9	AB	R	H	RBI	BB	SO	LOB	TOP			
Larry Herndon, R OBP: 0.337, SLG: 0.373	F3		5-3			L1			F7	4	0	0	0	0	0	0				
Rob Andrews, R OBP: 0.326, SLG: 0.322	F9						6-3			3	0	0	0	0	0	0				
Jack Clark, R OBP: 0.354, SLG: 0.521	F5			L4			F8			3	0	0	0	0	0	0				
Mike Ivie, R OBP: 0.357, SLG: 0.474										0	0	0	0	1	0	0				
Willie McCovey, L OBP: 0.301, SLG: 0.397										2	0	0	0	0	1	0				
Hector Cruz, R OBP: 0.281, SLG: 0.337		G6-4-3 BB							F7	2	0	0	0	1	0	1				
Darrell Evans, L OBP: 0.375, SLG: 0.393									F7	3	0	1	0	0	0	1				
Johnnie LeMaster, R OBP: 0.285, SLG: 0.326										3	0	0	0	0	1	1				
Marc Hill, R OBP: 0.334, SLG: 0.290				K						3	0	0	0	0	1	0				
Vida Blue, S OBP: 0.243, SLG: 0.161										2	0	0	0	0	1	0				
Terry Whitfield, L OBP: 0.348, SLG: 0.427				K						1	0	0	0	0	0	0				
<b>Inning Stats</b>	R: 0 H: 0 E: 0 K: 0 S: 3	H: 0 LOB: 0 BB: 0 P: 3	R: 0 H: 1 E: 0 K: 0 S: 3	LOB: 1 BB: 1 P: 7	R: 0 H: 0 E: 0 K: 2 S: 7	LOB: 0 BB: 0 P: 7	R: 0 H: 0 E: 0 K: 1 S: 5	LOB: 0 BB: 0 P: 5	R: 0 H: 0 E: 0 K: 0 S: 2	LOB: 0 BB: 1 P: 6	R: 0 H: 0 E: 0 K: 0 S: 3	LOB: 0 BB: 0 P: 3	R: 0 H: 0 E: 0 K: 1 S: 5	LOB: 0 BB: 0 P: 5	R: 0 H: 0 E: 0 K: 0 S: 3	LOB: 0 BB: 0 P: 3	1B: 1 2B: 0 3B: 0 HR: 0	SF: 0 SAC: 0 DP: 2 HBP: 0	WP: 0 PB: 0 SB: 0 CS: 0	PA: 28
<b>PITCHER</b> Woodie Fryman, L ERA: 3.39	IP: 9.0 WLS: W BF: 28 H: 1 R: 0 ER: 0 SO: 4 BB: 2 IBB: 0 HBP: 0 BLK: 0 WP: 0 HR: 0 S: 34 P: 42 ERA: 0.00 WHIP: 0.333															<b>PITCHER</b>				

San Francisco Giants @ Montreal Expos  
Olympic Stadium, Montreal, QB  
Wed Aug 16 1978, 7:05 PM EDT  
Att: 21,893 - Unknown

AB 26  
R 0  
H 1  
RBI 0  
BB 2  
SO 4  
LOB 3



Batter	1	2	3	4	5	6	7	8	9	AB	R	H	RBI	BB	SO	LOB	BOTTOM			
Dave Cash, R OBP: 0.300, SLG: 0.325	F8									3	0	0	0	1	0	0				
Andra Dawson, R OBP: 0.307, SLG: 0.442	K									4	0	0	0	0	2	1				
Ellis Valentine, R OBP: 0.333, SLG: 0.493	K									3	0	0	0	1	1	0				
Tony Perez, R OBP: 0.339, SLG: 0.447										4	1	1	0	0	3	1				
Warren Cromartie, L OBP: 0.340, SLG: 0.419										3	0	1	0	0	1	1				
Larry Parrish, R OBP: 0.317, SLG: 0.453										1	0	1	1	1	0	0				
Gary Carter, R OBP: 0.326, SLG: 0.408										2	0	0	0	1	0	3				
Chris Speier, R OBP: 0.336, SLG: 0.341										3	0	0	0	0	0	2				
Woodie Fryman, R OBP: 0.068, SLG: 0.116										3	0	0	0	0	1	2				
<b>Inning Stats</b>	R: 0 H: 0 E: 0 K: 2 S: 7	H: 0 LOB: 0 BB: 0 P: 7	R: 0 H: 0 E: 1 K: 1 S: 5	LOB: 1 BB: 1 P: 9	R: 0 H: 0 E: 0 K: 1 S: 5	LOB: 1 BB: 1 P: 9	R: 1 H: 2 E: 0 K: 1 S: 7	LOB: 0 BB: 0 P: 7	R: 0 H: 0 E: 0 K: 0 S: 3	LOB: 0 BB: 0 P: 3	R: 0 H: 0 E: 0 K: 1 S: 5	LOB: 0 BB: 0 P: 5	R: 0 H: 1 E: 0 K: 1 S: 6	LOB: 2 BB: 1 P: 10	R: 0 H: 0 E: 0 K: 1 S: 5	LOB: 1 BB: 1 P: 9	1B: 2 2B: 0 3B: 1 HR: 0	SF: 0 SAC: 1 DP: 0 HBP: 0	WP: 0 PB: 0 SB: 0 CS: 1	PA: 32
<b>PITCHER</b> Vida Blue, L ERA: 2.67	IP: 8.0 WLS: L BF: 31 H: 3 R: 1 ER: 1 SO: 8 BB: 3 IBB: 1 HBP: 0 BLK: 0 WP: 0 HR: 0 S: 43 P: 59 ERA: 1.12 WHIP: 0.750															<b>PITCHER</b>				

San Francisco Giants @ Montreal Expos  
Olympic Stadium, Montreal, QB  
Wed Aug 16 1978, 7:05 PM EDT  
Att: 21,893 - Unknown

AB 26  
R 1  
H 3  
RBI 1  
BB 4  
SO 8  
LOB 10





Batter	1	2	3	4	5	6	7	8	9	AB	R	H	RBI	BB	SO	LOB	TOP										
Larry Herndon, R OBP: 0.334, SLG: 0.369 (1, 8)	B1-3		F9		1-3		4-3			4	0	0	0	0	0	2	<b>San Francisco Giants @ Montreal Expos</b> Olympic Stadium, Montreal, QB Thu Aug 17 1978, 7:05 PM EDT Att: 20,019 - Unknown										
Darrell Evans, L OBP: 0.374, SLG: 0.390 (1, 5)	3-1		K			F7	G6-4-3 BB			3	0	0	0	1	1												
Jack Clark, R OBP: 0.355, SLG: 0.527 (1, 9)	L5			HR		1B	G6-4-3			4	2	2	1	0	0	1											
Mike Ivie, R OBP: 0.364, SLG: 0.477 Terry Whitfield, L OBP: 0.346, SLG: 0.427 (8, 7)		F7		G4-6-3 1B		1B	1B	G3-6-3 BB		3	1	2	0	1	0	0											
Willie McCovey, L OBP: 0.301, SLG: 0.395 (1, 3)	3-1		G4-6-3		G4-6-3	1B	1B	G3-6-3		4	0	1	1	0	0	2											
Marc Hill, R OBP: 0.333, SLG: 0.293 (1, 2)			F9			F7		F3		4	0	1	0	0	0	2											
Johnnie LeMaster, R OBP: 0.289, SLG: 0.326 (1, 6)	5-3			SH3-4 BB		1B	1B			3	0	1	0	1	1	1											
Rob Andrews, R OBP: 0.336, SLG: 0.331 (1, 4)			SH1-4 1B		SH3-4	1-2 2-3	FC5-4 1B		4-3	3	0	2	1	0	0	0											
Ed Halicki, R OBP: 0.136, SLG: 0.116 (1, 1)	SH1-4		SH1-4		6-3	FC5-4		F6		3	0	0	0	0	0	4											
<b>Inning Stats</b>	R: 0 E: 0 K: 0 S: 3	H: 0 LOB: 0 BB: 0 P: 3	R: 0 E: 0 K: 0 S: 4	H: 1 LOB: 1 BB: 0 P: 4	R: 0 E: 0 K: 1 S: 6	H: 1 LOB: 1 BB: 0 P: 6	R: 1 E: 0 K: 0 S: 4	H: 2 LOB: 0 BB: 0 P: 4	R: 0 E: 0 K: 0 S: 3	H: 0 LOB: 1 BB: 1 P: 7	R: 2 E: 0 K: 0 S: 8	H: 5 LOB: 3 BB: 0 P: 8	R: 0 E: 0 K: 0 S: 2	H: 0 LOB: 0 BB: 1 P: 6	R: 0 E: 0 K: 0 S: 2	H: 0 LOB: 0 BB: 1 P: 6		R: 0 E: 0 K: 1 S: 5	H: 0 LOB: 0 BB: 0 P: 5	1B: 7 2B: 1 3B: 0 HR: 1	SF: 0 SAC: 2 DP: 3 HBP: 0	WP: 0 PB: 0 SB: 0 CS: 0	PA: 36				
<b>PITCHER</b>	IP	WLS	BF	H	R	ER	SO	BB	IBB	HBP	BLK	WP	HR	S	P	ERA	WHIP										
Ross Grimsley, L ERA: 3.35 (1, 1)	5.2	L	26	9	3	3	1	1	0	0	0	0	1	27	31	4.76	1.765										
Wayne Twitchell, R ERA: 5.67 (6, 1)	2.1		7	0	0	0	0	2	0	0	0	0	0	5	13	0.00	0.857										
Stan Bahnsen, R ERA: 4.14 (9, 1)	1.0		3	0	0	0	1	0	0	0	0	0	0	5	5	0.00	0.000										

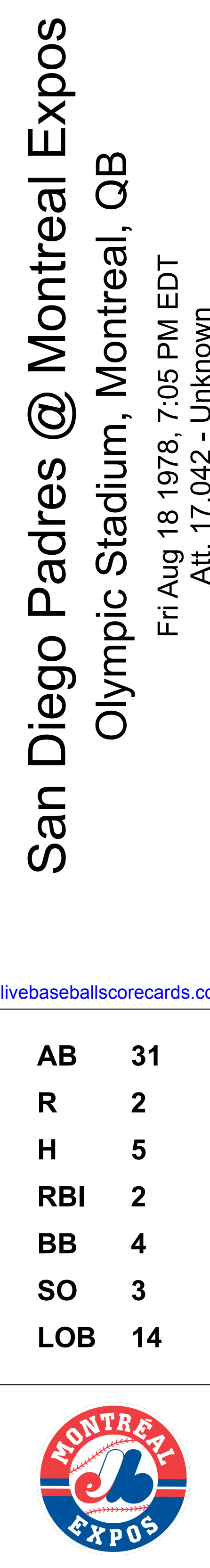
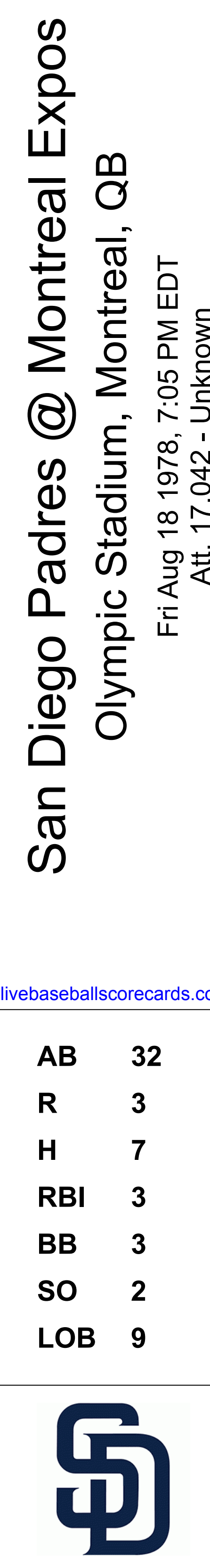
Batter	1	2	3	4	5	6	7	8	9	AB	R	H	RBI	BB	SO	LOB	BOTTOM										
Dave Cash, R OBP: 0.300, SLG: 0.323 (1, 4)	F9		6-3		6-3			BB		3	0	0	0	1	0	0	<b>San Francisco Giants @ Montreal Expos</b> Olympic Stadium, Montreal, QB Thu Aug 17 1978, 7:05 PM EDT Att: 20,019 - Unknown										
Andra Dawson, R OBP: 0.308, SLG: 0.443 (1, 8)	HBP 1B		CS 1B			F7		F8		4	0	2	0	0	0	1											
Ellis Valentine, R OBP: 0.335, SLG: 0.492 (1, 9)	G5-4-3 HBP		1B			K			F8	3	0	1	0	0	1	0											
Tony Perez, R OBP: 0.336, SLG: 0.443 (1, 3)	G5-4-3		6-3			6-3			K	4	0	0	0	0	1	4											
Warren Cromartie, L OBP: 0.339, SLG: 0.418 (1, 7)		FC5 HBP 1B		G3			F9		G3	4	0	1	0	0	0	0											
Larry Parrish, R OBP: 0.315, SLG: 0.449 (1, 5)		F7		F6			F3			3	0	0	0	0	0	1											
Gary Carter, R OBP: 0.328, SLG: 0.406 (1, 2)		HBP		F4			F8			2	0	0	0	0	0	0											
Chris Speier, R OBP: 0.333, SLG: 0.338 (1, 6)		K			5-3			K		3	0	0	0	0	2	2											
Ross Grimsley, L OBP: 0.203, SLG: 0.185 Wayne Twitchell, R OBP: 0.167, SLG: 0.091 Del Unser, L OBP: 0.304, SLG: 0.295 Stan Bahnsen, R OBP: 0.125, SLG: 0.125 (1, 1)		FC5			F7			F7		2	0	0	0	0	0	2											
<b>Inning Stats</b>	R: 0 E: 0 K: 0 S: 3	H: 1 LOB: 1 BB: 0 P: 4	R: 0 E: 0 K: 1 S: 6	H: 1 LOB: 2 BB: 0 P: 7	R: 0 E: 0 K: 0 S: 4	H: 2 LOB: 0 BB: 0 P: 4	R: 0 E: 0 K: 0 S: 3	H: 0 LOB: 0 BB: 0 P: 3	R: 0 E: 0 K: 1 S: 5	H: 0 LOB: 0 BB: 0 P: 5	R: 0 E: 0 K: 0 S: 3	H: 0 LOB: 0 BB: 0 P: 3	R: 0 E: 0 K: 1 S: 5	H: 0 LOB: 1 BB: 1 P: 9	R: 0 E: 0 K: 1 S: 5	H: 0 LOB: 0 BB: 0 P: 5		1B: 4 2B: 0 3B: 0 HR: 0	SF: 0 SAC: 0 DP: 1 HBP: 2	WP: 0 PB: 0 SB: 0 CS: 1	PA: 32						
<b>PITCHER</b>	IP	WLS	BF	H	R	ER	SO	BB	IBB	HBP	BLK	WP	HR	S	P	ERA	WHIP										
Ed Halicki, R ERA: 2.73 (1, 1)	9.0	W	32	4	0	0	4	1	0	2	0	0	0	37	43	0.00	0.556										





Batter	1	2	3	4	5	6	7	8	9	AB	R	H	RBI	BB	SO	LOB	TOP										
Gene Richards, L OBP: 0.372, SLG: 0.399 (1, 7)	F9		K		F7		SF8 BB 1-2 BB		3-1	4	0	0	0	1	1	0	<b>San Diego Padres @ Montreal Expos</b> Olympic Stadium, Montreal, QB Fri Aug 18 1978, 7:05 PM EDT Att: 17,042 - Unknown <a href="http://livebaseballscorecards.com">livebaseballscorecards.com</a>										
Ozzie Smith, S OBP: 0.318, SLG: 0.318 (1, 6)	F4		5-3			1B FC5-4 BB	1-2 BB			2	1	0	1	2	0	0											
Broderick Perkins, L OBP: 0.266, SLG: 0.371 Gene Tenace, R OBP: 0.408, SLG: 0.451 (1, 3) (7, PH) (7, 3)	1B		4-3			FC5-4 1B	SF8			3	0	2	0	0	0	0											
Dave Winfield, R OBP: 0.348, SLG: 0.481 (1, 8) (8, 9)	1B			F9		FC5-4 FC3-6	F2			4	0	1	1	0	0	3											
Oscar Gamble, L OBP: 0.375, SLG: 0.410 Bill Almon, R OBP: 0.312, SLG: 0.315 (1, 9) (8, 5)	1-3			F7		FC3-6	F8			4	0	0	0	0	0	3											
Tucker Ashford, R OBP: 0.293, SLG: 0.361 Fernando Gonzalez, R OBP: 0.262, SLG: 0.294 (1, 4) (7, 4)	B1-3			1B		K	B2			3	0	1	0	0	1	1											
Derrel Thomas, S OBP: 0.302, SLG: 0.288 (1, 5) (8, 8)	F9			F8		1B SH1-4 BB	4-3			4	1	1	0	0	0	1											
Rick Sweet, S OBP: 0.320, SLG: 0.278 (1, 2)	1B			F8		SH1-4	F3			3	0	1	0	0	0	0											
Eric Rasmussen, R OBP: 0.140, SLG: 0.140 Jerry Turner, L OBP: 0.350, SLG: 0.443 Mark Lee, R (7, PH) (7, 1)	F8			F7		BB SF8 1B	1-3			2	0	0	0	0	0	1											
<b>Inning Stats</b>	R: 0 E: 0 K: 0 S: 5	H: 2 LOB: 2 BB: 0 P: 5	R: 0 E: 0 K: 0 S: 4	H: 1 LOB: 1 BB: 0 P: 4	R: 0 E: 0 K: 1 S: 5	H: 0 LOB: 0 BB: 0 P: 5	R: 0 E: 0 K: 0 S: 4	H: 1 LOB: 1 BB: 0 P: 4	R: 0 E: 0 K: 0 S: 3	H: 0 LOB: 0 BB: 0 P: 3	R: 0 E: 0 K: 0 S: 3	H: 0 LOB: 0 BB: 0 P: 3	R: 0 E: 0 K: 0 S: 3	H: 0 LOB: 0 BB: 0 P: 3	R: 0 E: 0 K: 0 S: 3	H: 0 LOB: 0 BB: 0 P: 3		1B: 7 2B: 0 3B: 0 HR: 0	SF: 1 SAC: 1 DP: 0 HBP: 0	WP: 0 PB: 0 SB: 0 CS: 0	PA: 37						
<b>PITCHER</b>	IP	WLS	BF	H	R	ER	SO	BB	IBB	HBP	BLK	WP	HR	S	P	ERA	WHIP										
Steve Rogers, R ERA: 2.41 (1, 1)	6.1	L	29	7	3	3	2	3	0	0	0	0	0	30	42	4.26	1.579										
Darold Knowles, L ERA: 2.47 (7, 1)	0.1		1	0	0	0	0	0	0	0	0	0	0	1	1	0.00	0.000										
Stan Bahnsen, R ERA: 3.97 (7, 1)	2.1		7	0	0	0	0	0	0	0	0	0	0	7	7	0.00	0.000										

Batter	1	2	3	4	5	6	7	8	9	AB	R	H	RBI	BB	SO	LOB	BOTTOM										
Dave Cash, R OBP: 0.300, SLG: 0.321 (1, 4)	4-3		1B BB	5-3			1-3			3	0	0	0	1	0	2	<b>San Diego Padres @ Montreal Expos</b> Olympic Stadium, Montreal, QB Fri Aug 18 1978, 7:05 PM EDT Att: 17,042 - Unknown <a href="http://livebaseballscorecards.com">livebaseballscorecards.com</a>										
Andra Dawson, R OBP: 0.306, SLG: 0.439 (1, 8)	F7		K		E6 6-3 5-3		4-3			4	1	0	0	0	1	2											
Ellis Valentine, R OBP: 0.334, SLG: 0.490 Sam Mejias, R OBP: 0.219, SLG: 0.167 (1, 9) (8, 9)	K		1B		6-3		F8			4	0	1	1	0	1	1											
Tony Perez, R OBP: 0.335, SLG: 0.440 (1, 3)	L9		BB	5-3			5-3			3	0	0	1	1	0	0											
Warren Cromartie, L OBP: 0.339, SLG: 0.416 (1, 7)	FC6-4 1B		F9		1-3		3-1			4	0	1	0	0	0	3											
Larry Parrish, R OBP: 0.312, SLG: 0.445 (1, 5)	FC6-4 1-2		K				6-3			4	0	0	0	0	1	1											
Gary Carter, R OBP: 0.330, SLG: 0.406 (1, 2)	F2		E S 1B			F8	1B CS BB			3	0	1	0	1	0	1											
Chris Speier, R OBP: 0.337, SLG: 0.340 (1, 6)			SH3-4 1B			CS 1B	F8			3	1	2	0	1	0	0											
Steve Rogers, R OBP: 0.143, SLG: 0.118 Darold Knowles, L OBP: 0.200, SLG: 0.200 Stan Bahnsen, R OBP: 0.125, SLG: 0.125 Del Unser, L OBP: 0.302, SLG: 0.292 (1, 1) (7, 1) (7, 1) (8, PH)	SH3-4 1-2		SH3-4 1B		F8		F4			2	0	0	0	0	0	4											
<b>Inning Stats</b>	R: 0 E: 0 K: 1 S: 5	H: 0 LOB: 0 BB: 0 P: 5	R: 0 E: 0 K: 0 S: 4	H: 1 LOB: 1 BB: 0 P: 4	R: 1 E: 0 K: 1 S: 7	H: 2 LOB: 3 BB: 2 P: 15	R: 0 E: 0 K: 1 S: 6	H: 1 LOB: 2 BB: 1 P: 10	R: 1 E: 1 K: 0 S: 4	H: 0 LOB: 0 BB: 0 P: 4	R: 0 E: 0 K: 0 S: 3	H: 0 LOB: 0 BB: 0 P: 3	R: 0 E: 0 K: 0 S: 3	H: 0 LOB: 0 BB: 0 P: 3	R: 0 E: 0 K: 0 S: 3	H: 0 LOB: 0 BB: 0 P: 3		1B: 5 2B: 0 3B: 0 HR: 0	SF: 0 SAC: 1 DP: 0 HBP: 0	WP: 0 PB: 0 SB: 1 CS: 2	PA: 36						
<b>PITCHER</b>	IP	WLS	BF	H	R	ER	SO	BB	IBB	HBP	BLK	WP	HR	S	P	ERA	WHIP										
Eric Rasmussen, R ERA: 3.95 (1, 1)	6.0	W	27	5	2	1	3	4	0	0	0	0	0	29	45	1.50	1.500										
Mark Lee, R ERA: 3.14 (7, 1)	3.0	S	9	0	0	0	0	0	0	0	0	0	0	9	9	0.00	0.000										





Batter	1	2	3	4	5	6	7	8	9	AB	R	H	RBI	BB	SO	LOB	TOP										
<b>Ozzie Smith, S</b> OBP: 0.321, SLG: 0.324 (1, 6)	0-0 CS 1B		4-0 FC4-6 BB		0-0 1B 3B	0-0 F6			0-0 F6	4	1	2	1	1	0	2											
<b>Derrel Thomas, S</b> OBP: 0.300, SLG: 0.287 (1, 8)	0-0 L8		0-0 FC4-6		0-0 BB 1B			0-0 6-3	0-3 K	5	0	1	1	0	1	3											
<b>Don Reynolds, R</b> OBP: 0.333, SLG: 0.247 <b>Rollie Fingers, R</b> OBP: 0.250, SLG: 0.250 (1, 7) (8, 1)	0-3 K			4-0 G6-4-3 BB	4-0 BB 1-2			0-0 F4		2	0	0	0	2	1	0											
<b>Dave Winfield, R</b> OBP: 0.345, SLG: 0.476 (1, 9)		0-0 5-3		0-0 G6-4-3 1-2	0-0 F9			0-0 5-3		4	0	0	0	0	0	3											
<b>Gene Tenace, R</b> OBP: 0.412, SLG: 0.450 (1, 2)		0-0 F9		4-0 BB		4-0 FC6-4 1B BB		4-0 FC6-5 SH3-4 BB		1	1	0	0	3	0	0											
<b>Tucker Ashford, R</b> OBP: 0.288, SLG: 0.353 <b>Broderick Perkins, L</b> OBP: 0.286, SLG: 0.371 (1, 3) (7, 3)		0-3 K		0-0 F8		0-0 F7		0-0 SH3-4 1-2		3	0	0	0	0	1	2											
<b>Fernando Gonzalez, R</b> OBP: 0.262, SLG: 0.293 (1, 4)			0-0 F8		0-0 E5 G3 3B	0-0 FC6-4 1B		0-0 FC6-5 1B 2-3		4	1	1	0	0	0	1											
<b>Bill Almon, R</b> OBP: 0.314, SLG: 0.317 (1, 5)			0-0 SH1-4 1B		0-0 G3	0-0 FC6-4 1B 1-2 2-3		0-0 1B 1-3		4	0	2	0	0	0	3											
<b>Randy Jones, R</b> OBP: 0.191, SLG: 0.206 <b>Gene Richards, L</b> OBP: 0.372, SLG: 0.398 (1, 1) (8, 7)			0-0 SH1-4 1-2		0-0 F9	0-0 1B 3-H		0-0 K		2	0	1	1	0	0	1											
<b>Inning Stats</b>	R: 0 E: 0 K: 1 S: 5	H: 1 LOB: 0 BB: 0 P: 5	R: 0 E: 0 K: 1 S: 5	H: 0 LOB: 0 BB: 0 P: 5	R: 0 E: 0 K: 0 S: 4	H: 1 LOB: 2 BB: 1 P: 8	R: 0 E: 0 K: 0 S: 2	H: 0 LOB: 1 BB: 2 P: 10	R: 2 E: 1 K: 0 S: 6	H: 2 LOB: 2 BB: 1 P: 10	R: 0 E: 0 K: 0 S: 3	H: 0 LOB: 0 BB: 0 P: 3	R: 0 E: 0 K: 0 S: 3	H: 1 LOB: 2 BB: 1 P: 7	R: 0 E: 0 K: 2 S: 7	H: 0 LOB: 0 BB: 0 P: 7	1B: 6 2B: 0 3B: 1 HR: 0	SF: 0 SAC: 2 DP: 1 HBP: 0	WP: 0 PB: 0 SB: 1 CS: 1	PA: 38							
<b>PITCHER</b>	IP	WLS	BF	H	R	ER	SO	BB	IBB	HBP	BLK	WP	HR	S	P	ERA	WHIP										
<b>Dan Schatzeder, L</b> ERA: 2.08 <b>Scott Sanderson, R</b> ERA: 1.88	(1, 1) (8, 1)	7.0 2.0	L 7	31 1	6 0	3 0	1 2	2 1	5 0	0 0	0 0	0 0	0 0	30 10	50 14	1.29 0.00	1.571 1.000										

San Diego Padres @ Montreal Expos  
Olympic Stadium, Montreal, QB  
Sat Aug 19 1978, 7:05 PM EDT  
Att: 21,676 - Unknown

AB 30  
R 3  
H 7  
RBI 3  
BB 6  
SO 4  
LOB 15



Batter	1	2	3	4	5	6	7	8	9	AB	R	H	RBI	BB	SO	LOB	BOTTOM										
<b>Dave Cash, R</b> OBP: 0.297, SLG: 0.318 (1, 4)	0-0 6-3				0-0 5-3			0-0 F6		4	0	0	0	0	0	0											
<b>Andra Dawson, R</b> OBP: 0.308, SLG: 0.437 (1, 8)	0-0 CS 1B	3-H L3			0-0 F8			0-0 F8		4	0	1	0	0	0	1											
<b>Ellis Valentine, R</b> OBP: 0.335, SLG: 0.489 <b>Sam Mejias, R</b> OBP: 0.212, SLG: 0.161 <b>Del Unser, L</b> OBP: 0.300, SLG: 0.290 (1, 9) (4, 9) (8, PH) (9, 9)	4-0 S BB		0-0 L8		0-0 6-3			0-0 F7		1	0	0	0	1	0	0											
<b>Tony Perez, R</b> OBP: 0.336, SLG: 0.439 (1, 3)	4-0 BB		0-0 FC5-4 1B		0-0 F9			0-0 4-3		3	0	1	0	1	0	0											
<b>Warren Cromartie, L</b> OBP: 0.338, SLG: 0.415 (1, 7)	0-0 G3		0-0 F2		0-0 K			0-0 1B		4	0	1	0	0	1	3											
<b>Gary Carter, R</b> OBP: 0.327, SLG: 0.402 (1, 2)		0-0 F8	0-0 FC5-4 1-2		0-0 L7			0-0 F9		4	0	0	0	0	0	2											
<b>Larry Parrish, R</b> OBP: 0.314, SLG: 0.450 (1, 5)		0-0 E 3B		0-0 G6-3 1B		0-0 5-3		0-0 4-3		4	1	2	0	0	0	1											
<b>Chris Speier, R</b> OBP: 0.337, SLG: 0.339 (1, 6)		4-0 E BB		0-0 G6-3 1-2		0-0 F8				2	1	0	0	1	0	1											
<b>Dan Schatzeder, L</b> OBP: 0.276, SLG: 0.321 <b>Stan Papi, R</b> OBP: 0.330, SLG: 0.347 <b>Scott Sanderson, R</b> OBP: 0.333, SLG: 0.333 (1, 1) (7, PH) (8, 1)		0-0 L4		0-0 F4		0-0 6-3				2	0	0	0	0	0	1											
<b>Inning Stats</b>	R: 0 E: 0 K: 0 S: 3	H: 1 LOB: 2 BB: 2 P: 11	R: 2 E: 2 K: 0 S: 5	H: 1 LOB: 1 BB: 1 P: 9	R: 0 E: 0 K: 0 S: 4	H: 1 LOB: 0 BB: 0 P: 4	R: 0 E: 0 K: 0 S: 3	H: 0 LOB: 0 BB: 0 P: 3	R: 0 E: 0 K: 1 S: 5	H: 0 LOB: 0 BB: 0 P: 5	R: 0 E: 0 K: 0 S: 3	H: 0 LOB: 0 BB: 0 P: 3	R: 0 E: 0 K: 0 S: 3	R: 0 E: 0 K: 0 S: 4	H: 1 LOB: 1 BB: 0 P: 4	1B: 4 2B: 0 3B: 1 HR: 0	SF: 0 SAC: 0 DP: 1 HBP: 0	WP: 0 PB: 0 SB: 1 CS: 1	PA: 34								
<b>PITCHER</b>	IP	WLS	BF	H	R	ER	SO	BB	IBB	HBP	BLK	WP	HR	S	P	ERA	WHIP										
<b>Randy Jones, L</b> ERA: 2.78 <b>Rollie Fingers, R</b> ERA: 2.93	(1, 1) (8, 1)	7.0 2.0	W S	27 7	4 1	2 0	0 0	1 0	3 0	0 0	0 0	0 0	0 0	7 7	38 7	0.00 0.00	1.000 0.500										

San Diego Padres @ Montreal Expos  
Olympic Stadium, Montreal, QB  
Sat Aug 19 1978, 7:05 PM EDT  
Att: 21,676 - Unknown

AB 31  
R 2  
H 5  
RBI 0  
BB 3  
SO 1  
LOB 9





Batter	1	2	3	4	5	6	7	8	9	AB	R	H	RBI	BB	SO	LOB	TOP										
<b>Ozzie Smith, S</b> OBP: 0.318, SLG: 0.321	F7	G4-6-3			K		F5		4-3	5	0	0	0	0	1	4											
<b>Derrel Thomas, S</b> OBP: 0.304, SLG: 0.289	1-3		6-3		1B		BB		1B	4	1	2	1	1	0	0											
<b>Don Reynolds, R</b> OBP: 0.345, SLG: 0.253	BB		F9		1B		G3		K	2	1	1	1	1	0	0											
<b>Jerry Turner, L</b> OBP: 0.347, SLG: 0.439	BB									1	0	0	0	0	0	2											
<b>Mark Lee, R</b> OBP: 0.250, SLG: 0.250	BB									1	0	0	0	0	1	1											
<b>Rollie Fingers, R</b> OBP: 0.250, SLG: 0.250	BB									0	0	0	0	0	0	0											
<b>Dave Winfield, R</b> OBP: 0.346, SLG: 0.481	BB		K		K					4	2	2	0	0	2	1											
<b>Gene Tenace, R</b> OBP: 0.410, SLG: 0.445	BB						F8		6-3	3	0	0	0	1	0	1											
<b>Broderick Perkins, L</b> OBP: 0.265, SLG: 0.380	BB		5-3		K		K		SF8	3	0	1	3	0	1	0											
<b>Fernando Gonzalez, R</b> OBP: 0.262, SLG: 0.296	BB		5-3				G3			4	0	1	0	0	0	2											
<b>Bill Almon, R</b> OBP: 0.313, SLG: 0.316		6-3			SH		4-3		F9	4	1	1	0	0	0	1											
<b>Bob Ovwchinko, L</b> OBP: 0.193, SLG: 0.214					1B					1	0	1	0	0	0	0											
<b>Oscar Gamble, L</b> OBP: 0.376, SLG: 0.410					SH				4-3	0	0	0	0	0	0	0											
<b>Gene Richards, L</b> OBP: 0.371, SLG: 0.397		G4-6-3			1B		BB			1	0	0	0	0	0	0											
<b>Inning Stats</b>	R: 2 E: 0 K: 0 S: 5	H: 2 LOB: 2 BB: 2 P: 13	R: 0 E: 0 K: 0 S: 3	H: 1 LOB: 0 BB: 0 P: 3	R: 0 E: 0 K: 1 S: 5	H: 0 LOB: 0 BB: 0 P: 5	R: 0 E: 0 K: 0 S: 3	H: 0 LOB: 0 BB: 0 P: 3	R: 2 E: 0 K: 2 S: 10	H: 3 LOB: 1 BB: 0 P: 10	R: 0 E: 0 K: 1 S: 5	H: 0 LOB: 2 BB: 1 P: 8	R: 0 E: 0 K: 0 S: 3	H: 2 LOB: 1 BB: 0 P: 5	R: 0 E: 0 K: 1 S: 6	H: 1 LOB: 1 BB: 0 P: 6	1B: 6 2B: 2 3B: 1 HR: 0	SF: 1 SAC: 1 DP: 1 HBP: 1	WP: 0 PB: 0 SB: 0 CS: 0	PA: 39							
<b>PITCHER</b>	IP	WLS	BF	H	R	ER	SO	BB	IBB	HBP	BLK	WP	HR	S	P	ERA	WHIP										
<b>Woodie Fryman, L</b> ERA: 3.55	4.2		21	6	4	4	2	2	0	0	0	0	0	23	31	7.71	1.714										
<b>Wayne Twitchell, R</b> ERA: 5.65	0.1	1	0	0	0	0	1	0	0	0	0	0	0	3	3	0.00	0.000										
<b>Hal Dues, R</b> ERA: 2.1	4.0	L	17	3	1	1	2	1	0	1	0	0	0	19	24	2.25	1.000										

San Diego Padres @ Montreal Expos  
Olympic Stadium, Montreal, QB  
Sun Aug 20 1978, 3:33 AM EDT  
Att: 20,094 - Unknown

AB 33  
R 5  
H 9  
RBI 5  
BB 3  
SO 5  
LOB 12



Batter	1	2	3	4	5	6	7	8	9	AB	R	H	RBI	BB	SO	LOB	BOTTOM										
<b>Dave Cash, R</b> OBP: 0.297, SLG: 0.318	F8		F9		G6-4-3			6-3		4	0	1	1	0	0	0											
<b>Sam Mejias, R</b> OBP: 0.194, SLG: 0.147	K			4-3	G6-4-3			F8		3	0	0	0	0	1	2											
<b>Del Unser, L</b> OBP: 0.298, SLG: 0.288										1	0	0	0	0	0	0											
<b>Andre Dawson, R</b> OBP: 0.305, SLG: 0.442	6-3			HR			F9	6-3		4	1	1	1	0	0	0											
<b>Tony Perez, R</b> OBP: 0.335, SLG: 0.444		F8		K					5-3	4	1	1	1	0	1	0											
<b>Warren Cromartie, L</b> OBP: 0.339, SLG: 0.415		FC6-4		G3			4-3		1-3	4	0	2	0	0	0	0											
<b>Gary Carter, R</b> OBP: 0.326, SLG: 0.400		F7			2B		F4		1-3	4	1	1	0	0	0	2											
<b>Larry Parrish, R</b> OBP: 0.311, SLG: 0.446		FC6-4			K		6-3		F3	4	0	0	0	0	1	3											
<b>Chris Speier, R</b> OBP: 0.337, SLG: 0.341			F6		1B		K			3	1	1	0	0	1	0											
<b>Woodie Fryman, R</b> OBP: 0.067, SLG: 0.114					1B		1-6-3			1	0	0	0	0	0	0											
<b>Wayne Twitchell, R</b> OBP: 0.167, SLG: 0.091			F2							0	0	0	0	0	0	0											
<b>Ellis Valentine, R</b> OBP: 0.336, SLG: 0.490					1B					1	0	1	1	0	0	0											
<b>Dan Schatzeder, L</b> OBP: 0.276, SLG: 0.321					1B					0	0	0	0	0	0	0											
<b>Hal Dues, R</b> OBP: 0.207, SLG: 0.207					2B					1	0	0	0	0	0	0											
<b>Inning Stats</b>	R: 0 E: 0 K: 1 S: 5	H: 0 LOB: 0 BB: 0 P: 5	R: 0 E: 0 K: 0 S: 4	H: 1 LOB: 1 BB: 0 P: 4	R: 0 E: 0 K: 0 S: 3	H: 0 LOB: 0 BB: 0 P: 3	R: 1 E: 0 K: 1 S: 6	H: 1 LOB: 0 BB: 0 P: 6	R: 2 E: 0 K: 1 S: 8	H: 4 LOB: 2 BB: 0 P: 8	R: 1 E: 0 K: 0 S: 4	H: 1 LOB: 0 BB: 0 P: 4	R: 0 E: 0 K: 1 S: 5	H: 0 LOB: 0 BB: 0 P: 5	R: 0 E: 0 K: 0 S: 3	H: 0 LOB: 0 BB: 0 P: 3	R: 0 E: 0 K: 0 S: 4	H: 1 LOB: 1 BB: 0 P: 4	1B: 5 2B: 1 3B: 0 HR: 2	SF: 0 SAC: 0 DP: 1 HBP: 0	WP: 0 PB: 0 SB: 0 CS: 0	PA: 34					
<b>PITCHER</b>	IP	WLS	BF	H	R	ER	SO	BB	IBB	HBP	BLK	WP	HR	S	P	ERA	WHIP										
<b>Bob Ovwchinko, L</b> ERA: 2.93	6.0		24	7	4	4	3	7	4	4	3	0	0	11	30	6.00	1.167										
<b>Mark Lee, R</b> ERA: 3.0	2.2	W	9	1	0	0	1	0	0	0	0	0	0	11	11	0.00	0.375										
<b>Rollie Fingers, R</b> ERA: 2.91	0.1	S	1	0	0	0	0	0	0	0	0	0	0	1	1	0.00	0.000										

San Diego Padres @ Montreal Expos  
Olympic Stadium, Montreal, QB  
Sun Aug 20 1978, 3:33 AM EDT  
Att: 20,094 - Unknown

AB 34  
R 4  
H 8  
RBI 4  
BB 0  
SO 4  
LOB 7





Batter	1	2	3	4	5	6	7	8	9	AB	R	H	RBI	BB	SO	LOB	TOP			
Davey Lopes, R OBP: 0.353, SLG: 0.410 (1,4)	4-3		L5		1-3		5-3			4	0	0	0	0	0	1				
Bill North, S OBP: 0.373, SLG: 0.285 (1,8)	4-3		1-3		F9			F9		4	0	0	0	0	0	0				
Reggie Smith, S OBP: 0.387, SLG: 0.594 (1,9)	6-3			1B		L4		K		4	1	1	0	0	1	0				
Steve Garvey, R OBP: 0.339, SLG: 0.482 (1,3)		1B		1B		FC5-4		6-3		4	1	3	0	0	0	0				
Ron Cey, R OBP: 0.365, SLG: 0.420 (1,5)	6-3		P4		FC5-4			F9		4	0	0	0	0	0	4				
Dusty Baker Jr., R OBP: 0.329, SLG: 0.375 (1,7)		1B		1B		5-3		F8		4	0	2	2	0	0	1				
Joe Ferguson, R OBP: 0.347, SLG: 0.384 (1,2)	F8		P3					F7		4	0	1	0	0	0	3				
Bill Russell, R OBP: 0.301, SLG: 0.345 (1,6)	4-3		G3					E5		3	0	1	0	0	0	3				
Bob Welch, R OBP: 0.286, SLG: 0.357 (1,1)			P3					7-2		2	0	0	0	0	0	0				
Lee Lacy, R OBP: 0.364, SLG: 0.568 (7, PH)					F7					1	0	0	0	0	0	2				
Rick Rhoden, R OBP: 0.174, SLG: 0.143 (7, 1)										0	0	0	0	0	0	0				
<b>Inning Stats</b>	R: 0 E: 0 K: 0 S: 3	H: 0 LOB: 0 BB: 0 P: 3	R: 1 E: 0 K: 0 S: 5	H: 2 LOB: 1 BB: 0 P: 5	R: 0 E: 0 K: 0 S: 3	H: 0 LOB: 0 BB: 0 P: 3	R: 1 E: 0 K: 0 S: 6	H: 3 LOB: 2 BB: 0 P: 6	R: 0 E: 0 K: 0 S: 4	H: 1 LOB: 1 BB: 0 P: 4	R: 0 E: 1 K: 0 S: 4	H: 2 LOB: 1 BB: 0 P: 4	R: 0 E: 0 K: 1 S: 5	H: 0 LOB: 0 BB: 0 P: 5	R: 0 E: 0 K: 0 S: 3	H: 0 LOB: 0 BB: 0 P: 3	1B: 7 2B: 2 3B: 0 HR: 0	SF: 0 SAC: 0 DP: 1 HBP: 0	WP: 0 PB: 0 SB: 0 CS: 0	PA: 34
<b>PITCHER</b> Ross Grimsley, L ERA: 3.29 (1,1)	IP: 9.0 WLS: W BF: 34 H: 8 R: 2 ER: 2 SO: 1 BB: 0 IBB: 0 HBP: 0 BLK: 0 WP: 0 HR: 0 S: 36 P: 36 ERA: 2.00 WHIP: 0.889															<b>PITCHER</b>				

Los Angeles Dodgers @ Montreal Expos  
Olympic Stadium, Montreal, QB  
Mon Aug 21 1978, 7:05 PM EDT  
Att: 25,461 - Unknown

AB 34  
R 2  
H 8  
RBI 2  
BB 0  
SO 1  
LOB 14



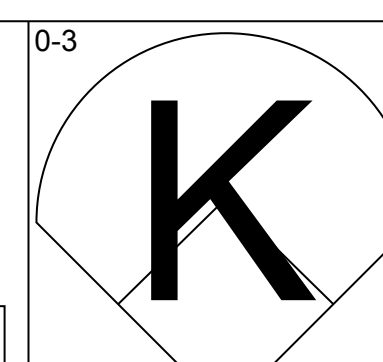
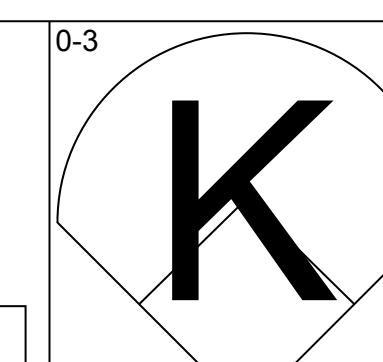
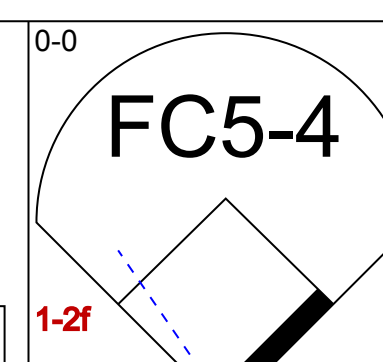
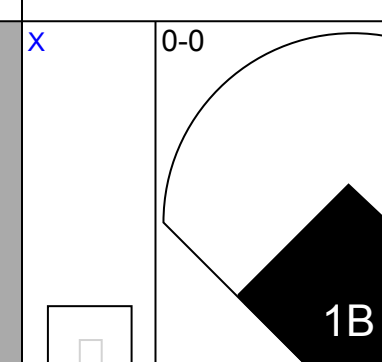
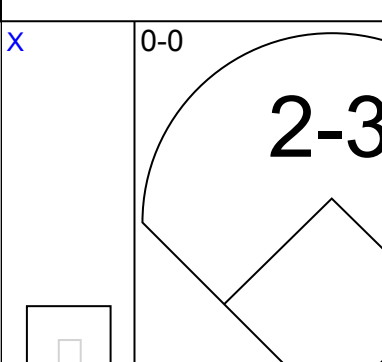
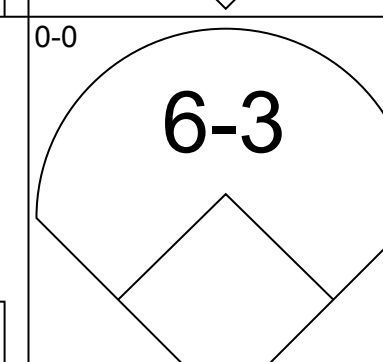
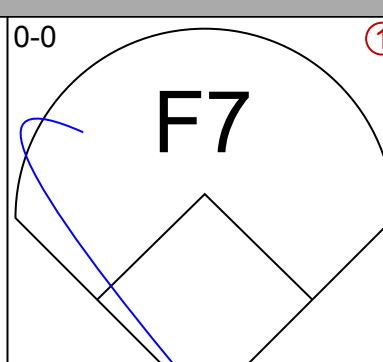
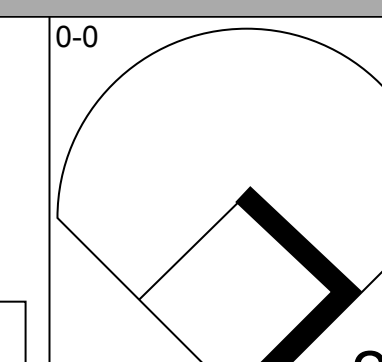
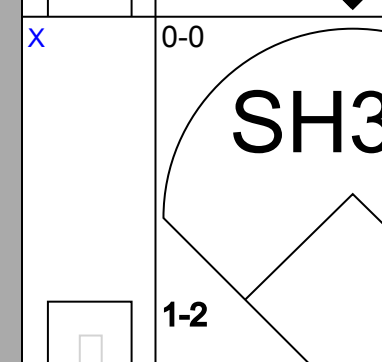
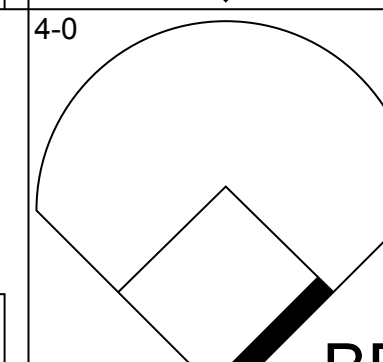
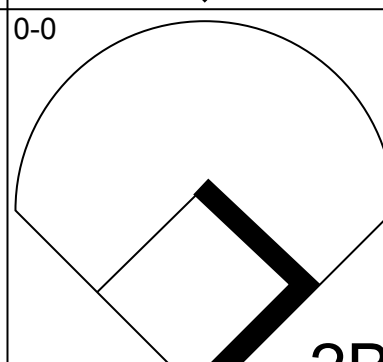
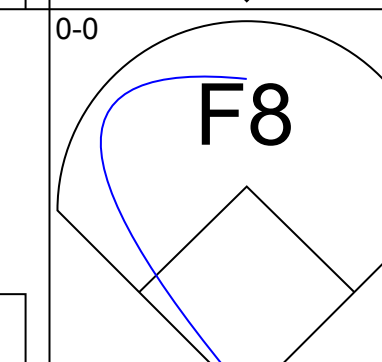
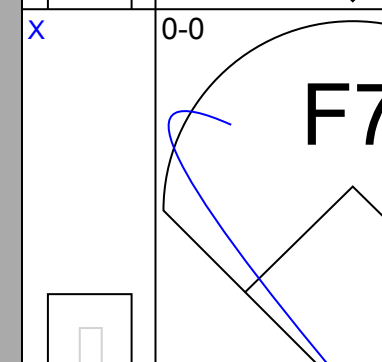
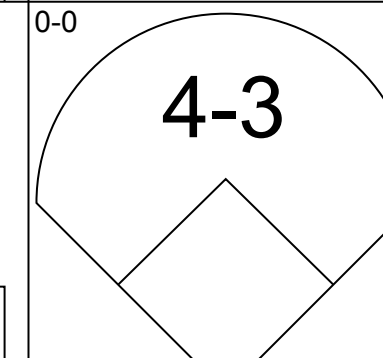
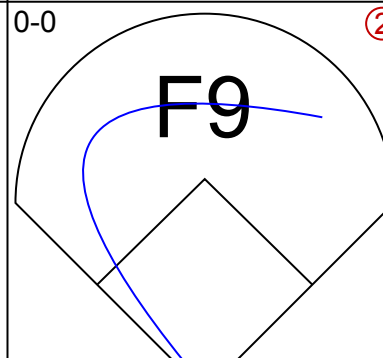
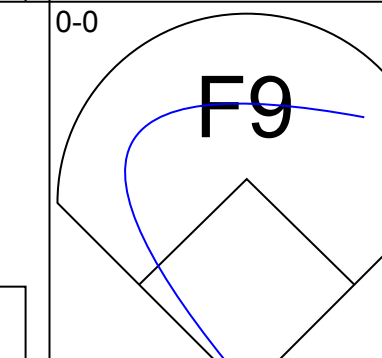
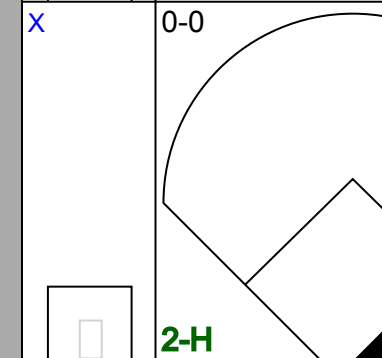
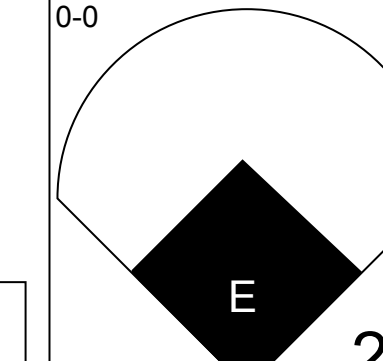
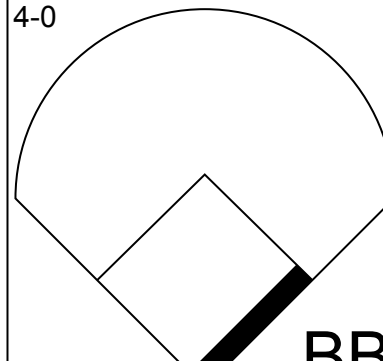
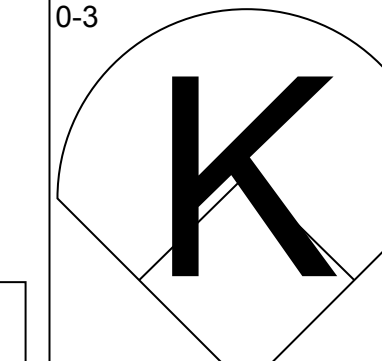
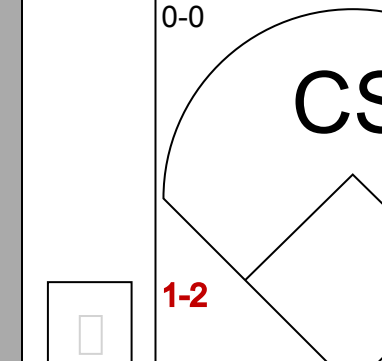
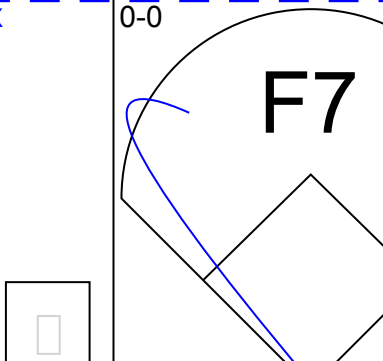
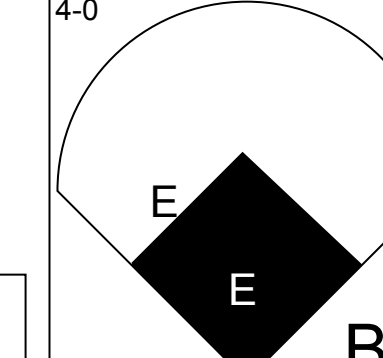
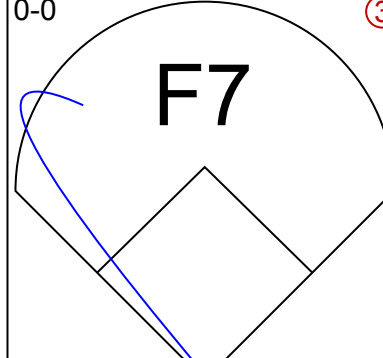
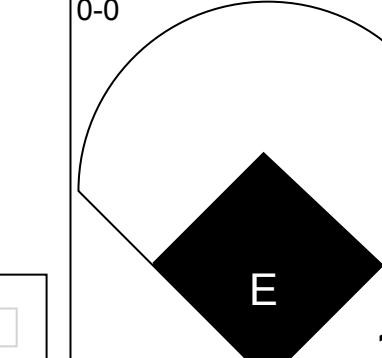
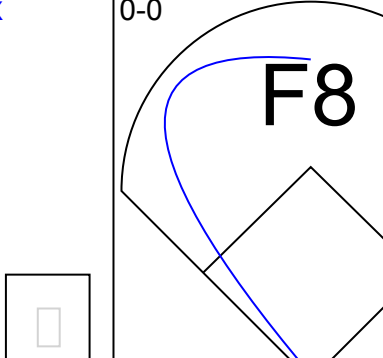
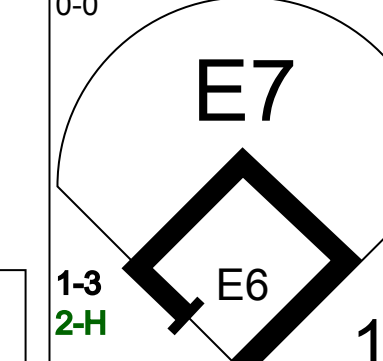
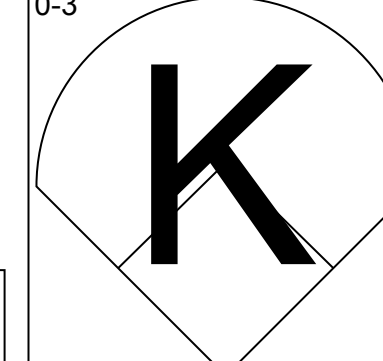
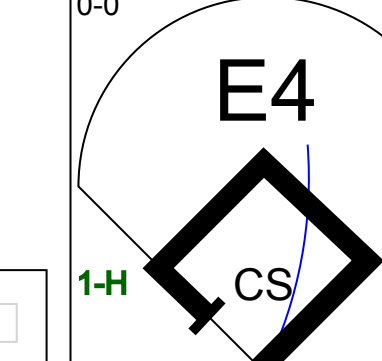
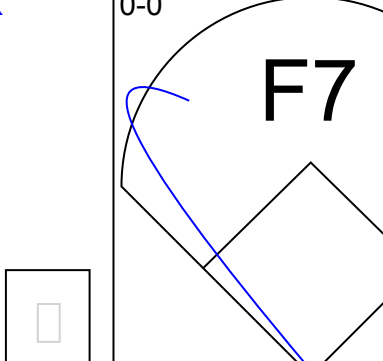
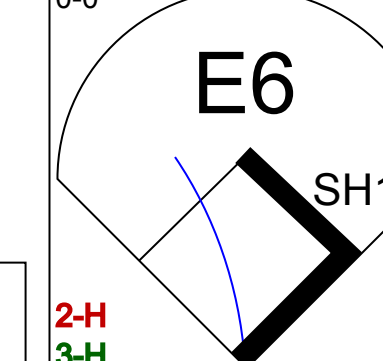
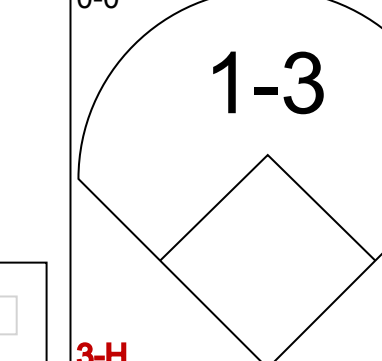
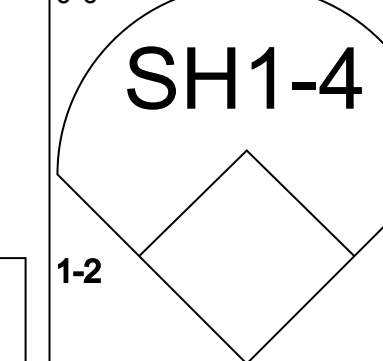
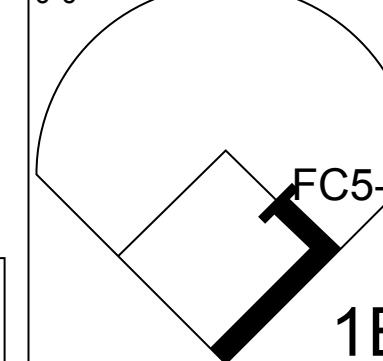
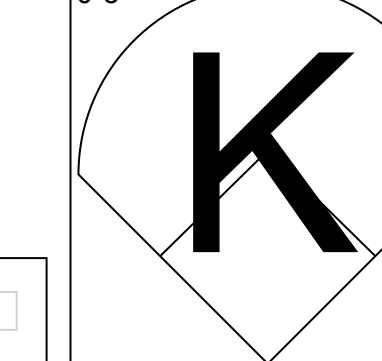
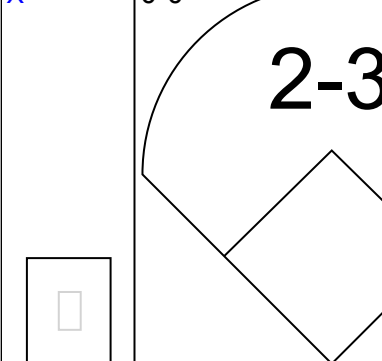
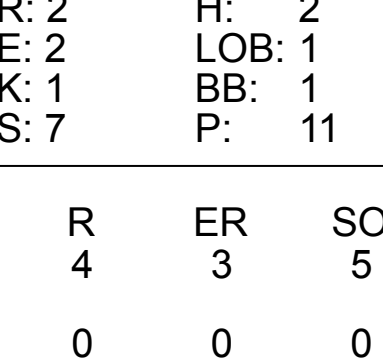
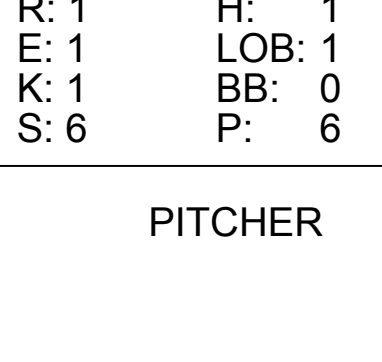
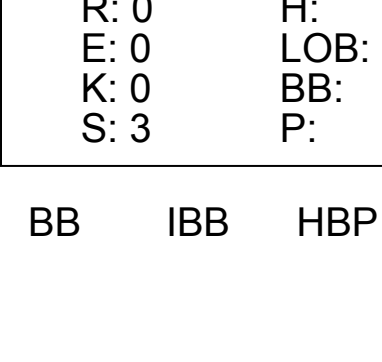

Batter	1	2	3	4	5	6	7	8	9	AB	R	H	RBI	BB	SO	LOB	BOTTOM			
Dave Cash, R OBP: 0.299, SLG: 0.318 (1,4)	F8		CS		6-3		1B			3	0	1	0	1	0	0				
Del Unser, L OBP: 0.297, SLG: 0.287 (1,9)	G3		F8		BLK		F7			4	1	1	0	0	0	2				
Andre Dawson, R OBP: 0.311, SLG: 0.454 (1,8)	E			HR	E6		1B			4	1	4	1	0	0	0				
Tony Perez, R OBP: 0.335, SLG: 0.445 (1,3)	K			FC1-5	F8		F3			4	0	1	0	0	1	4				
Warren Cromartie, L OBP: 0.341, SLG: 0.421 (1,7)	4-3			FC1-5			HR			3	1	1	1	1	0	0				
Gary Carter, R OBP: 0.326, SLG: 0.406 (1,2)	P4			FC1-5			F3			4	1	1	1	0	0	2				
Larry Parrish, R OBP: 0.310, SLG: 0.446 (1,5)				K			1-3			4	0	1	0	0	1	2				
Chris Speier, R OBP: 0.336, SLG: 0.340 (1,6)				F8			F7			4	0	1	0	0	1	3				
Ross Grimsley, L OBP: 0.192, SLG: 0.174 (1,1)			G3		6-3		F7			4	0	0	0	0	0	1				
<b>Inning Stats</b>	R: 0 E: 1 K: 1 S: 6	H: 1 LOB: 1 BB: 0 P: 6	R: 0 E: 0 K: 1 S: 6	H: 1 LOB: 1 BB: 0 P: 6	R: 0 E: 0 K: 0 S: 2	H: 0 LOB: 0 BB: 1 P: 6	R: 1 E: 0 K: 1 S: 7	H: 2 LOB: 2 BB: 1 P: 11	R: 1 E: 1 K: 0 S: 5	H: 2 LOB: 1 BB: 0 P: 5	R: 1 E: 0 K: 0 S: 4	H: 1 LOB: 0 BB: 0 P: 4	R: 0 E: 0 K: 0 S: 5	H: 2 LOB: 2 BB: 0 P: 5	R: 1 E: 0 K: 0 S: 5	H: 2 LOB: 1 BB: 0 P: 5	1B: 6 2B: 2 3B: 0 HR: 3	SF: 0 SAC: 0 DP: 0 HBP: 0	WP: 0 PB: 0 SB: 0 CS: 1	PA: 36
<b>PITCHER</b> Bob Welch, R ERA: 1.95 (1,1)	IP: 6.0 WLS: L BF: 26 H: 7 R: 3 ER: 2 SO: 3 BB: 2 IBB: 0 HBP: 0 BLK: 1 WP: 0 HR: 2 S: 30 P: 38 ERA: 3.00 WHIP: 1.500															<b>PITCHER</b>				

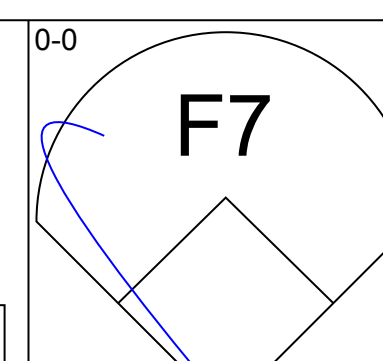
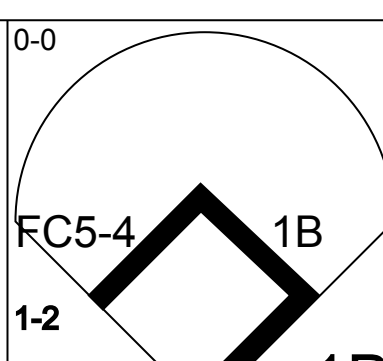
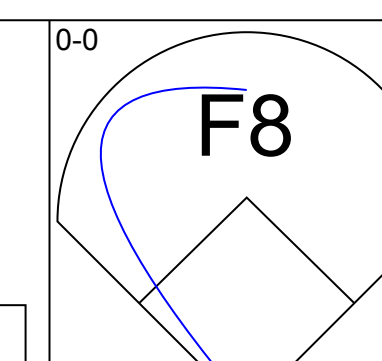
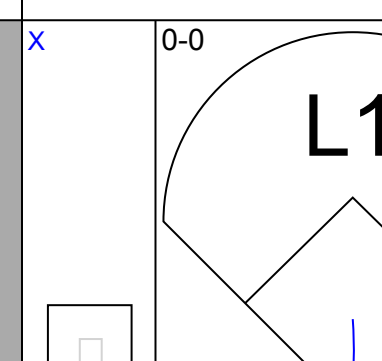
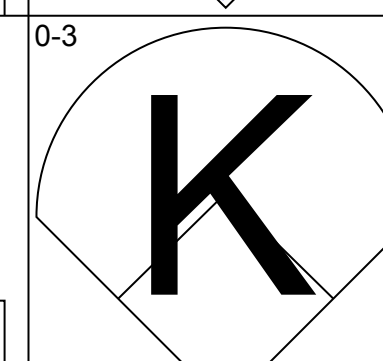
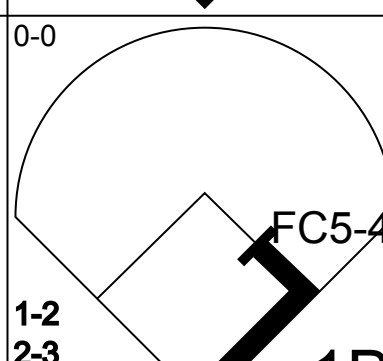
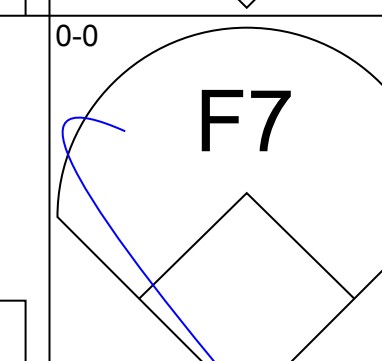
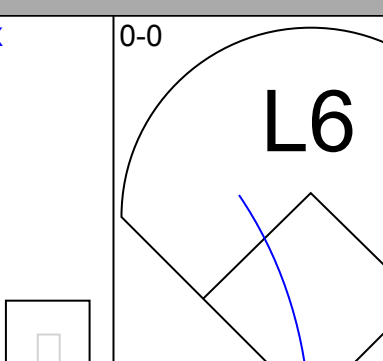
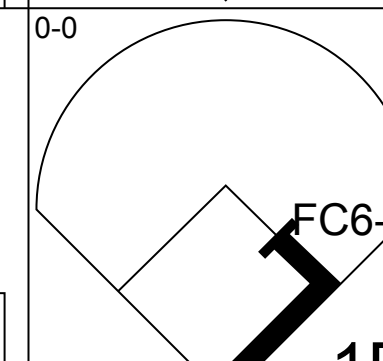
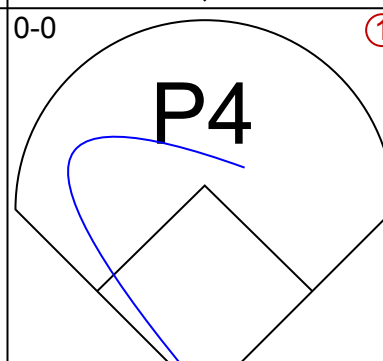
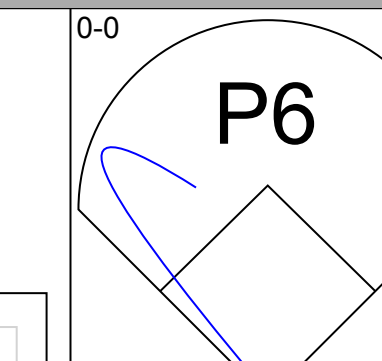
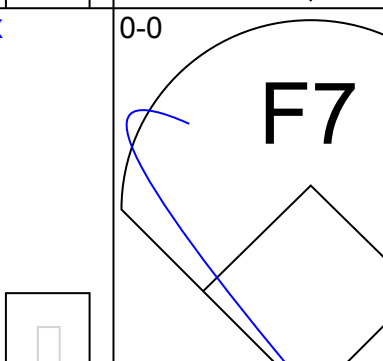
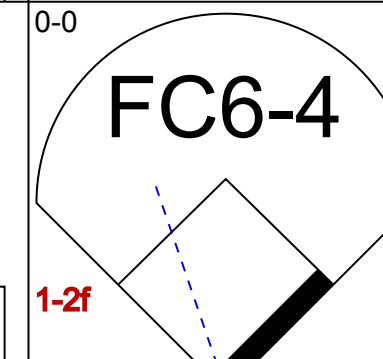
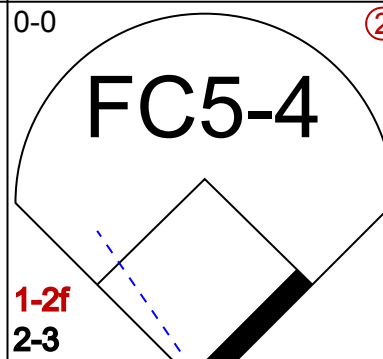
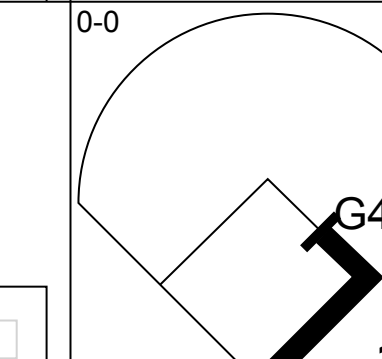
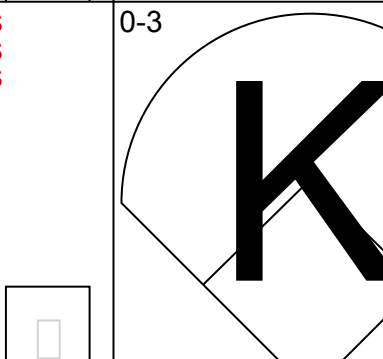
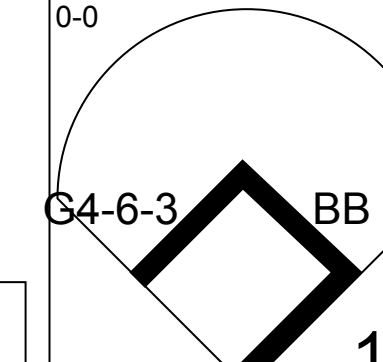
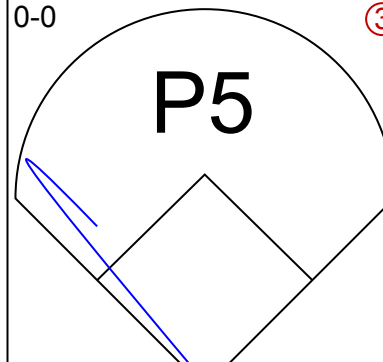
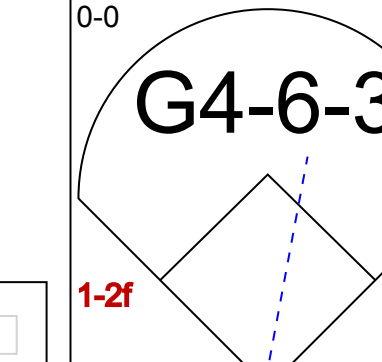
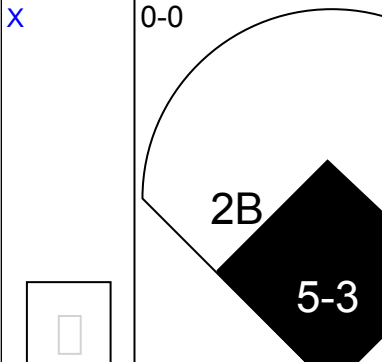
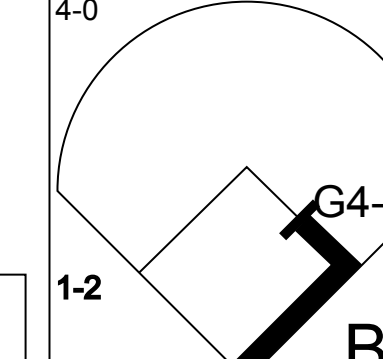
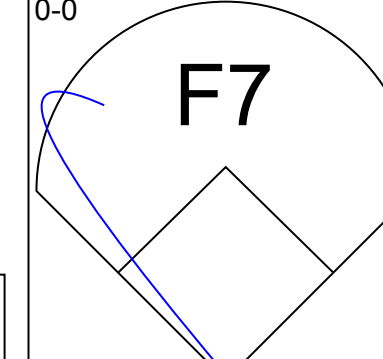
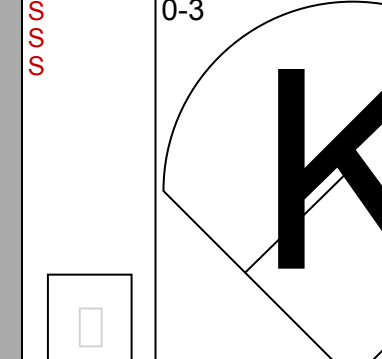
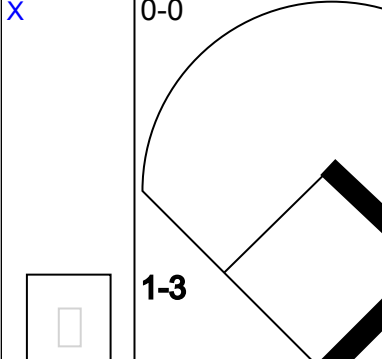
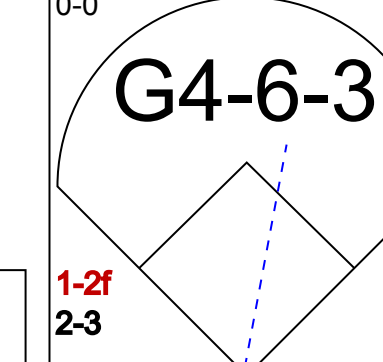
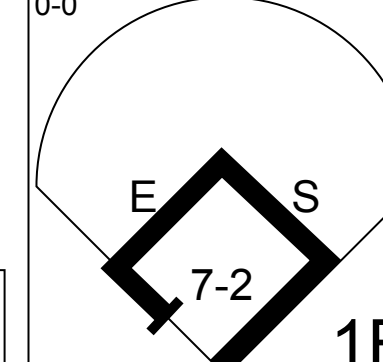
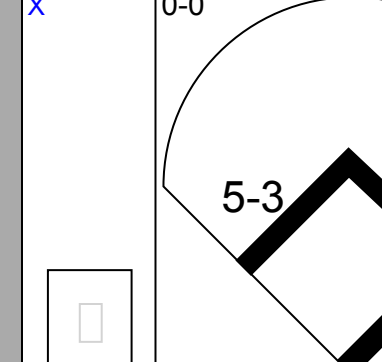
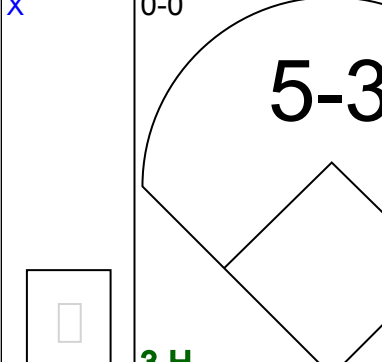
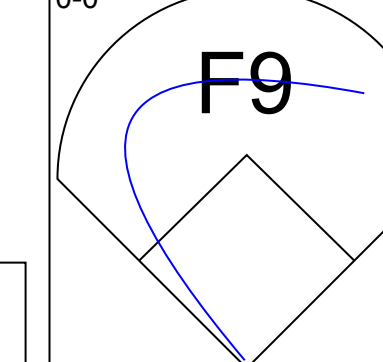
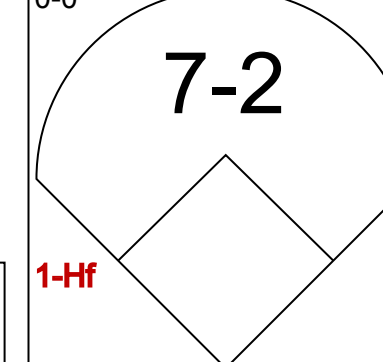
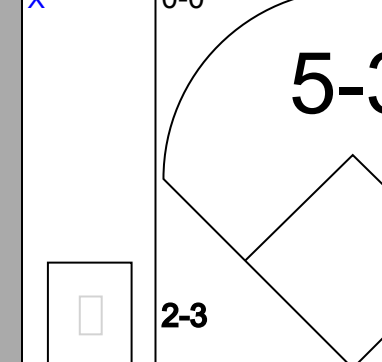
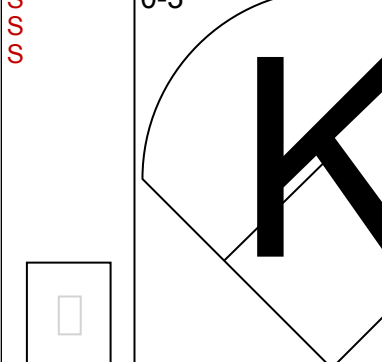
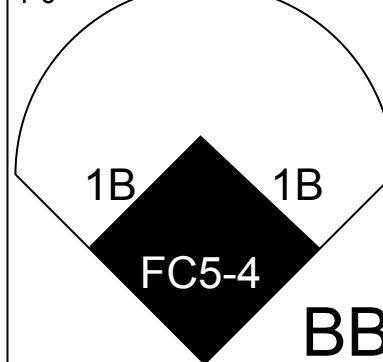
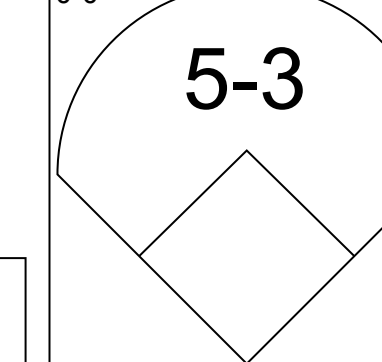
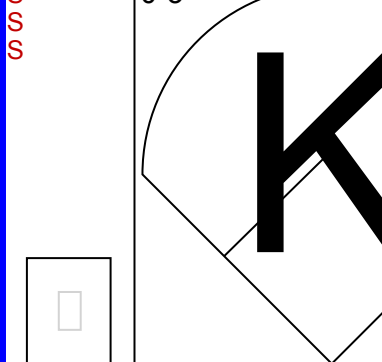
Los Angeles Dodgers @ Montreal Expos  
Olympic Stadium, Montreal, QB  
Mon Aug 21 1978, 7:05 PM EDT  
Att: 25,461 - Unknown

AB 34  
R 4  
H 11  
RBI 3  
BB 2  
SO 3  
LOB 14





Batter	1	2	3	4	5	6	7	8	9	AB	R	H	RBI	BB	SO	LOB	TOP					
<b>Davey Lopes, R</b> OBP: 0.351, SLG: 0.407 (1, 4)										5	1	1	0	0	2	2	<b>Los Angeles Dodgers @ Montreal Expos</b> Olympic Stadium, Montreal, QB Wed Aug 23 1978, 7:05 PM EDT Att: 31,696 - Unknown <a href="http://livebaseballscores.com">livebaseballscores.com</a>					
<b>Bill Russell, R</b> OBP: 0.301, SLG: 0.347 (1, 6)										3	0	1	0	0	0	0						
<b>Reggie Smith, S</b> OBP: 0.388, SLG: 0.595 (1, 9)										3	0	1	0	1	0	2						
<b>Steve Garvey, R</b> OBP: 0.338, SLG: 0.480 (1, 3)										4	0	1	1	0	0	3						
<b>Ron Cey, R</b> OBP: 0.366, SLG: 0.422 (1, 5)										3	1	1	0	1	1	1						
<b>Dusty Baker Jr., R</b> OBP: 0.330, SLG: 0.375 (1, 7)										3	2	1	0	1	0	2						
<b>Rick Monday, L</b> OBP: 0.347, SLG: 0.475 (6, PR)										3	0	1	1	0	1	0						
<b>Bill North, S</b> OBP: 0.372, SLG: 0.284 (6, 8)										1	0	0	0	0	0	0						
<b>Johnny Oates, L</b> OBP: 0.361, SLG: 0.333 (1, 2)										3	0	0	0	0	0	2						
<b>Jerry Grote, R</b> OBP: 0.394, SLG: 0.393 (6, 2)										1	0	0	0	0	0	0						
<b>Burt Hooton, R</b> OBP: 0.250, SLG: 0.180 (1, 1)										3	0	1	0	0	1	1						
<b>Charlie Hough, R</b> OBP: 0.333, SLG: 0.417 (9, 1)										0	0	0	0	0	0	0						
<b>Inning Stats</b>	R: 0 E: 0 K: 1 S: 5	H: 0 LOB: 1 BB: 1 P: 9	R: 2 E: 2 K: 1 S: 7	H: 2 LOB: 1 BB: 1 P: 11	R: 0 E: 0 K: 0 S: 4	H: 1 LOB: 2 BB: 1 P: 8	R: 0 E: 0 K: 1 S: 6	H: 1 LOB: 1 BB: 0 P: 6	R: 0 E: 0 K: 1 S: 6	H: 1 LOB: 1 BB: 0 P: 6	R: 1 E: 1 K: 1 S: 6	H: 1 LOB: 1 BB: 0 P: 6	R: 1 E: 0 K: 0 S: 4	H: 2 LOB: 0 BB: 0 P: 4	R: 0 E: 0 K: 0 S: 3	H: 0 LOB: 0 BB: 0 P: 3	R: 0 E: 0 K: 0 S: 3	H: 0 LOB: 0 BB: 0 P: 3	1B: 5 2B: 3 3B: 0 HR: 0	SF: 0 SAC: 0 DP: 0 HBP: 0	WP: 0 PB: 0 SB: 0 CS: 2	PA: 38
<b>PITCHER</b>	IP	WLS	BF	H	R	ER	SO	BB	IBB	HBP	BLK	WP	HR	S	P	ERA	WHIP					
<b>Steve Rogers, R</b> ERA: 2.46 (1, 1)	7.0	L	31	8	4	3	5	3	0	0	0	0	0	38	50	3.86	1.571					
<b>Stan Bahnsen, R</b> ERA: 3.64 (8, 1)	2.0		6	0	0	0	0	0	0	0	0	0	0	6	6	0.00	0.000					

Batter	1	2	3	4	5	6	7	8	9	AB	R	H	RBI	BB	SO	LOB	BOTTOM				
<b>Dave Cash, R</b> OBP: 0.298, SLG: 0.317 (1, 4)										4	0	1	0	0	0	2	<b>Los Angeles Dodgers @ Montreal Expos</b> Olympic Stadium, Montreal, QB Wed Aug 23 1978, 7:05 PM EDT Att: 31,696 - Unknown <a href="http://livebaseballscores.com">livebaseballscores.com</a>				
<b>Andra Dawson, R</b> OBP: 0.310, SLG: 0.452 (1, 8)										4	0	1	0	0	1	0					
<b>Ellis Valentine, R</b> OBP: 0.335, SLG: 0.488 (1, 9)										4	0	1	0	0	0	3					
<b>Tony Perez, R</b> OBP: 0.334, SLG: 0.443 (1, 3)										4	0	1	1	0	1	3					
<b>Warren Cromartie, L</b> OBP: 0.342, SLG: 0.422 (1, 7)										4	1	2	0	0	0	3					
<b>Gary Carter, R</b> OBP: 0.327, SLG: 0.408 (1, 2)										3	0	1	0	1	1	0					
<b>Larry Parrish, R</b> OBP: 0.312, SLG: 0.449 (1, 5)										4	0	2	1	0	0	3					
<b>Chris Speier, R</b> OBP: 0.333, SLG: 0.337 (1, 6)										4	0	0	0	0	1	4					
<b>Steve Rogers, R</b> OBP: 0.153, SLG: 0.116 (1, 1)										1	1	0	0	1	0	0					
<b>Del Unser, L</b> OBP: 0.301, SLG: 0.287 (7, PH)										0	0	0	0	1	0	0					
<b>Stan Bahnsen, R</b> OBP: 0.125, SLG: 0.125 (8, 1)										0	0	0	0	0	0	0					
<b>Tom Hutton, L</b> OBP: 0.324, SLG: 0.318 (8, PH)										1	0	0	0	0	1	1					
<b>Inning Stats</b>	R: 0 E: 0 K: 1 S: 6	H: 1 LOB: 1 BB: 0 P: 6	R: 0 E: 0 K: 0 S: 3	H: 1 LOB: 1 BB: 1 P: 7	R: 1 E: 0 K: 0 S: 5	H: 2 LOB: 2 BB: 1 P: 9	R: 0 E: 0 K: 0 S: 3	H: 1 LOB: 0 BB: 0 P: 3	R: 0 E: 0 K: 0 S: 3	H: 1 LOB: 0 BB: 0 P: 3	R: 0 E: 0 K: 1 S: 6	H: 1 LOB: 2 BB: 1 P: 10	R: 0 E: 0 K: 1 S: 5	H: 0 LOB: 0 BB: 0 P: 5	R: 1 E: 0 K: 2 S: 9	H: 2 LOB: 1 BB: 0 P: 9	1B: 7 2B: 3 3B: 0 HR: 0	SF: 0 SAC: 0 DP: 3 HBP: 0	WP: 0 PB: 0 SB: 1 CS: 0	PA: 36	
<b>PITCHER</b>	IP	WLS	BF	H	R	ER	SO	BB	IBB	HBP	BLK	WP	HR	S	P	ERA	WHIP				
<b>Burt Hooton, R</b> ERA: 2.93 (1, 1)	8.0	W	33	9	2	2	3	3	0	0	0	0	0	36	48	2.25	1.500				
<b>Charlie Hough, R</b> ERA: 2.42 (9, 1)	1.0	S	3	0	0	0	2	0	0	0	0	0	0	7	7	0.00	0.000				



Batter	1	2	3	4	5	6	7	8	9	AB	R	H	RBI	BB	SO	LOB	TOP										
Dave Cash, R OBP: 0.297, SLG: 0.316 (1, 4)	F8	FC6-4 1B		F9		F9		5-3	K	6	0	1	0	0	1	2											
Andra Dawson, R OBP: 0.311, SLG: 0.458 (1, 8)	K	FC6-4 1B		F9			HR	2B		5	2	2	1	0	1	2											
Ellis Valentine, R OBP: 0.334, SLG: 0.491 (1, 9)	E6 1B		K	1-3			HR	F3		5	1	1	1	0	1	1											
Tony Perez, R OBP: 0.337, SLG: 0.447 (1, 3)	1B		K		F8		1B	1B		5	2	3	1	0	1	0											
Warren Cromartie, L OBP: 0.342, SLG: 0.422 (1, 7)	F8		BB	1B	5-3		K	CS		5	0	2	1	0	1	3											
Gary Carter, R OBP: 0.310, SLG: 0.409 (1, 2)		F8	1-2	BB	S	1B	1B	CS	E5 SH3 E	4	0	2	0	1	0	0											
Larry Parrish, R OBP: 0.311, SLG: 0.446 (1, 5)	E 1B		K		K		K		E1 SH3	5	1	1	0	0	3	6											
Chris Speier, R OBP: 0.335, SLG: 0.338 (1, 6)	E4 1B			HR		F8			SH3	4	1	2	1	0	0	1											
Dan Schatzeder, L OBP: 0.303, SLG: 0.438 (1, 1)						G1				4	1	2	3	0	1	2											
Mike Garman, R (8, 1)										0	0	0	0	0	0	0											
Darold Knowles, L OBP: 0.200, SLG: 0.200 (8, 1)										0	0	0	0	0	0	0											
Stan Bahnsen, R OBP: 0.111, SLG: 0.111 (8, 1)										1	0	0	0	0	1	2											
<b>Inning Stats</b>	R: 0 E: 1 K: 1 S: 7	H: 1 LOB: 2 BB: 0 P: 7	R: 1 E: 1 K: 0 S: 6	H: 3 LOB: 2 BB: 0 P: 6	R: 0 E: 0 K: 3 S: 10	H: 1 LOB: 0 BB: 1 P: 14	R: 2 E: 0 K: 0 S: 5	H: 2 LOB: 0 BB: 0 P: 5	R: 0 E: 0 K: 1 S: 6	H: 1 LOB: 1 BB: 0 P: 6	R: 0 E: 0 K: 0 S: 3	H: 0 LOB: 0 BB: 0 P: 3	R: 3 E: 0 K: 3 S: 14	H: 5 LOB: 2 BB: 0 P: 14	R: 2 E: 0 K: 0 S: 5	H: 3 LOB: 0 BB: 0 P: 5	R: 0 E: 2 K: 2 S: 9	H: 0 LOB: 0 BB: 0 P: 9	1B: 12 2B: 1 3B: 0 HR: 3	SF: 0 SAC: 1 DP: 0 HBP: 0	WP: 0 PB: 0 CS: 1	PA: 47					
<b>PITCHER</b>	IP	WLS	BF	H	R	ER	SO	BB	IBB	HBP	BLK	WP	HR	S	P	ERA	WHIP										
John Montefusco, R ERA: 3.82 (1, 1)	5.0		25	8	3	2	5	1	0	0	0	0	1	34	38	3.60	1.800										
Greg Minton, R ERA: 7.62 (6, 1)	1.0	L	6	3	3	3	0	0	0	0	0	0	2	6	6	27.00	3.000										
John Curtis, L ERA: 2.65 (7, 1)	0.1		2	1	0	0	1	0	0	0	0	0	0	4	4	0.00	3.000										
Charlie Williams, R ERA: 4.6 (7, 1)	1.2		8	4	2	2	2	0	0	0	0	0	0	12	12	10.80	2.400										
Randy Moffitt, R ERA: 9.33 (9, 1)	1.0		5	0	0	0	2	0	0	0	0	0	0	9	9	0.00	0.000										

**Montreal Expos @ San Francisco Giants**  
Candlestick Park, San Francisco, CA  
Fri Aug 25 1978, 10:05 PM EDT  
Att: 15,368 - Unknown

AB	44
R	8
H	16
RBI	8
BB	1
SO	10
LOB	19



Batter	1	2	3	4	5	6	7	8	9	AB	R	H	RBI	BB	SO	LOB	BOTTOM										
Larry Herndon, R OBP: 0.330, SLG: 0.363 (1, 8)	HR		F7			F3		FC5-4 2B		4	2	1	0	0	0	1											
Terry Whitfield, L OBP: 0.345, SLG: 0.416 (9, PH)	1B							BB		0	0	0	0	1	0	0											
Darrell Evans, L OBP: 0.376, SLG: 0.412 (1, 5)	HR			HR		F9		2B	L3	4	3	2	3	1	0	2											
Jack Clark, R OBP: 0.365, SLG: 0.535 (1, 9)	F7		K					2B		4	0	2	1	0	1	0											
Mike Ivie, R OBP: 0.362, SLG: 0.476 (1, 7)	5-3							2B		3	0	1	1	1	0	1											
Willie McCovey, L OBP: 0.303, SLG: 0.405 (1, 3)	5-3							2B		3	0	0	0	1	1	3											
Randy Moffitt, R OBP: 0.290, SLG: 0.143 (9, 1)								BB		0	0	0	0	0	0	0											
Marc Hill, R OBP: 0.323, SLG: 0.287 (1, 2)										4	0	0	0	0	1	2											
Johnnie LeMaster, R OBP: 0.290, SLG: 0.356 (1, 6)										3	0	0	0	0	0	0											
Roger Metzger, S OBP: 0.296, SLG: 0.287 (9, PH)										1	0	0	0	0	0	0											
Rob Andrews, R OBP: 0.319, SLG: 0.317 (1, 4)										3	0	0	0	0	0	0											
Jim Dwyer, L OBP: 0.333, SLG: 0.345 (9, PH)										1	0	1	0	0	0	0											
John Montefusco, R OBP: 0.154, SLG: 0.085 (5, PH)										1	0	0	0	0	0	0											
Bill Madlock, R OBP: 0.278, SLG: 0.494 (8, 1)										0	0	0	0	0	0	0											
Greg Wilton, S (8, 1)										0	0	0	0	0	0	0											
John Curtis, L (7, 1)										0	0	0	0	0	0	0											
Charlie Williams, R (7, 1)										0	0	0	0	0	0	0											
Hector Cruz, R OBP: 0.262, SLG: 0.337 (8, PH)										2	0	1	0	0	1	1											
<b>Inning Stats</b>	R: 2 E: 0 K: 0 S: 5	H: 2 LOB: 0 BB: 0 P: 5	R: 0 E: 0 K: 0 S: 3	H: 0 LOB: 0 BB: 0 P: 3	R: 1 E: 0 K: 2 S: 8	H: 1 LOB: 0 BB: 0 P: 8	R: 0 E: 0 K: 1 S: 5	H: 1 LOB: 0 BB: 0 P: 5	R: 0 E: 0 K: 0 S: 3	H: 0 LOB: 0 BB: 0 P: 3	R: 0 E: 0 K: 1 S: 6	H: 1 LOB: 2 BB: 1 P: 10	R: 0 E: 0 K: 0 S: 3	H: 0 LOB: 0 BB: 0 P: 3	R: 2 E: 0 K: 0 S: 5	H: 2 LOB: 2 BB: 2 P: 13	R: 0 E: 1 K: 1 S: 6	H: 1 LOB: 2 BB: 1 P: 10	1B: 4 2B: 2 3B: 0 HR: 2	SF: 0 SAC: 0 DP: 1 HBP: 0	WP: 0 PB: 0 CS: 0	PA: 38					
<b>PITCHER</b>	IP	WLS	BF	H	R	ER	SO	BB	IBB	HBP	BLK	WP	HR	S	P	ERA	WHIP										
Dan Schatzeder, L ERA: 2.36 (1, 1)	7.1		29	6	5	5	4	1	1	0	0	0	2	35	43	6.14	0.955										
Mike Garman, R ERA: 5.49 (8, 1)	0.1		2	1	0	0	0	0	0	0	0	0	0	2	2	0.00	3.000										
Darold Knowles, L ERA: 2.47 (8, 1)	0.0		1	0	0	0	0	1	0	0	0	0	0	0	4	∞	∞										
Stan Bahnsen, R ERA: 3.75 (8, 1)	1.1	S	6	1	0	0	1	1	0	0	0	0	0	7	11	0.00	1.500										

**Montreal Expos @ San Francisco Giants**  
Candlestick Park, San Francisco, CA  
Fri Aug 25 1978, 10:05 PM EDT  
Att: 15,368 - Unknown

AB	34
R	5
H	8
RBI	5
BB	4
SO	5
LOB	10





Batter	1	2	3	4	5	6	7	8	9	AB	R	H	RBI	BB	SO	LOB	TOP			
Dave Cash, R OBP: 0.298, SLG: 0.317 (1,4)	1-3		2B 1B		FC6-4 1B		4-3			4	0	2	0	0	0	0				
Andre Dawson, R OBP: 0.308, SLG: 0.454 (1,8)	F4		K		FC6-4 1-2		6-3			4	0	0	0	0	1	2				
Ellis Valentine, R OBP: 0.333, SLG: 0.492 (1,9)	5-3		1-H 2B		F3			4-3		4	0	1	0	0	0	1				
Tony Perez, R OBP: 0.334, SLG: 0.443 (1,3)		E5 2B FC3-2	K		F9			F9		4	0	0	0	0	1	2				
Warren Cromartie, L OBP: 0.340, SLG: 0.418 (1,7)		F7			F8		6-3	K		4	0	0	0	0	1	1				
Gary Carter, R OBP: 0.333, SLG: 0.421 (1,2)		FC3-2 1-3 2B		S 1B		HR		F8		4	1	3	1	0	0	0				
Larry Parrish, R OBP: 0.308, SLG: 0.442 (1,5)		FC3-2 BB		F8		5-3		F8		4	0	0	0	0	0	3				
Chris Speier, R OBP: 0.336, SLG: 0.337 (1,6)		2-3 3-H 4-0 1-2 BB		F7		F7		F9		2	0	0	0	2	0	0				
Woodie Fryman, R OBP: 0.064, SLG: 0.109 (1,1)		F7		1-3				F8		2	0	0	0	0	0	5				
Wayne Twitchell, R OBP: 0.167, SLG: 0.091 (5,1)										0	0	0	0	0	0	0				
Del Unser, L OBP: 0.299, SLG: 0.285 (7,PH)										1	0	0	0	0	0	0				
Mike Garman, R OBP: 0.299, SLG: 0.285 (7,1)										0	0	0	0	0	0	0				
<b>Inning Stats</b>	R: 0 E: 0 K: 0 S: 3	H: 0 LOB: 0 BB: 0 P: 3	R: 0 E: 1 K: 0 S: 5	H: 1 LOB: 3 BB: 1 P: 9	R: 0 E: 0 K: 2 S: 8	H: 2 LOB: 1 BB: 0 P: 8	R: 0 E: 0 K: 0 S: 4	H: 1 LOB: 2 BB: 0 P: 4	R: 1 E: 0 K: 0 S: 4	H: 1 LOB: 0 BB: 0 P: 4	R: 0 E: 0 K: 0 S: 3	H: 0 LOB: 0 BB: 0 P: 3	R: 0 E: 0 K: 1 S: 5	H: 0 LOB: 0 BB: 0 P: 5	R: 0 E: 0 K: 0 S: 3	H: 0 LOB: 0 BB: 0 P: 3	1B: 3 2B: 2 3B: 0 HR: 1	SF: 0 SAC: 0 DP: 0 HBP: 0	WP: 0 PB: 0 SB: 1 CS: 0	PA: 35
<b>PITCHER</b> Jim Barr, R ERA: 3.43 (1,1)	IP: 9.0 WLS: W BF: 35 H: 6 R: 1 ER: 1 SO: 3 BB: 2 IBB: 0 HBP: 0 BLK: 0 WP: 0 HR: 1 S: 39 P: 47 ERA: 1.00 WHIP: 0.889															<b>PITCHER</b>				

**Montreal Expos @ San Francisco Giants**  
Candlestick Park, San Francisco, CA  
Sat Aug 26 1978, 6:33 AM EDT  
Att: 16,235 - Unknown

AB 33  
R 1  
H 6  
RBI 1  
BB 2  
SO 3  
LOB 14



Batter	1	2	3	4	5	6	7	8	9	AB	R	H	RBI	BB	SO	LOB	BOTTOM			
Larry Herndon, R OBP: 0.330, SLG: 0.362 (1,8)	F4		5-3		1B BB 1B		6-3			4	1	1	0	0	0	0				
Darrell Evans, L OBP: 0.375, SLG: 0.411 (1,5)	L6		F9		BB 1-3 1B		G3			4	0	1	0	0	0	0				
Jack Clark, R OBP: 0.366, SLG: 0.534 (1,9)	F7		L5		1-2 BB BB		E 1B			3	1	1	0	1	0	0				
Mike Ivie, R OBP: 0.357, SLG: 0.468 (1,3)		5-3		5-3	K		E5			4	0	0	0	0	1	3				
Hector Cruz, R OBP: 0.291, SLG: 0.362 (1,7)		2B 2B		HR	1-2 2-3 3-H BB		5-3			3	2	2	2	1	0	1				
Marc Hill, R OBP: 0.322, SLG: 0.286 (1,2)		K		2B 1B	F4		4-3			4	0	1	0	0	1	4				
Johnnie LetMaster, R OBP: 0.302, SLG: 0.351 (1,6)		WP 2-H 2B		1-H 2B			F9			4	0	3	1	0	0	0				
Rob Andrews, R OBP: 0.323, SLG: 0.317 (1,4)		WP BB		6-3			F8			3	0	1	0	1	0	2				
Jim Barr, R OBP: 0.116, SLG: 0.116 (1,1)		5-3			1-3		F9			4	0	0	0	0	1	3				
<b>Inning Stats</b>	R: 0 E: 0 K: 0 S: 3	H: 0 LOB: 0 BB: 0 P: 3	R: 1 E: 0 K: 1 S: 7	H: 2 LOB: 2 BB: 1 P: 11	R: 0 E: 0 K: 0 S: 3	H: 0 LOB: 0 BB: 0 P: 3	R: 1 E: 0 K: 0 S: 5	H: 3 LOB: 1 BB: 0 P: 5	R: 1 E: 0 K: 1 S: 7	H: 2 LOB: 3 BB: 2 P: 15	R: 0 E: 0 K: 0 S: 3	H: 1 LOB: 0 BB: 0 P: 3	R: 1 E: 1 K: 0 S: 5	H: 1 LOB: 1 BB: 0 P: 5	R: 0 E: 0 K: 1 S: 6	H: 1 LOB: 1 BB: 0 P: 6	1B: 6 2B: 3 3B: 0 HR: 1	SF: 0 SAC: 0 DP: 0 HBP: 0	WP: 1 PB: 0 SB: 0 CS: 1	PA: 36
<b>PITCHER</b> Woodie Fryman, L ERA: 3.63 (1,1)	IP: 4.1 WLS: L BF: 20 H: 7 R: 3 ER: 3 SO: 1 BB: 1 IBB: 0 HBP: 0 BLK: 0 WP: 1 HR: 1 S: 21 P: 25 ERA: 6.23 WHIP: 1.846															<b>PITCHER</b>				
Wayne Twitchell, R ERA: 5.55 (5,1)	IP: 1.2 WLS: 7 BF: 7 H: 1 R: 0 ER: 0 SO: 1 BB: 2 IBB: 0 HBP: 0 BLK: 0 WP: 0 HR: 0 S: 7 P: 15 ERA: 0.00 WHIP: 1.800															<b>PITCHER</b>				
Mike Garman, R ERA: 5.28 (7,1)	IP: 2.0 WLS: 9 BF: 2 H: 1 R: 1 ER: 0 SO: 1 BB: 0 IBB: 0 HBP: 0 BLK: 0 WP: 0 HR: 0 S: 11 P: 11 ERA: 0.00 WHIP: 1.000															<b>PITCHER</b>				

**Montreal Expos @ San Francisco Giants**  
Candlestick Park, San Francisco, CA  
Sat Aug 26 1978, 6:33 AM EDT  
Att: 16,235 - Unknown

AB 33  
R 4  
H 10  
RBI 3  
BB 3  
SO 3  
LOB 13






Batter	1	2	3	4	5	6	7	8	9	10	AB	R	H	RBI	BB	SO	LOB	TOP		
Dave Cash, R OBP: 0.299, SLG: 0.317 (1,4)	4-0 2B G3 BB		0-0 F9		0-0 F9			0-0 6-3		0-0 7-4 S 1B	4	1	1	1	1	0	2			
Andre Dawson, R OBP: 0.310, SLG: 0.454 (1,8)	0-0 G3 1-3 2B		0-3 K		0-0 6-3			0-0 F9		0-0 HBP	4	0	1	0	0	1	1			
Ellis Valentine, R OBP: 0.332, SLG: 0.487 (1,9)	4-0 G3 BB		0-0 F3		0-3 K			0-0 F3		0-0 7-4 2-3f	4	0	0	0	1	1	2			
Tony Perez, R OBP: 0.333, SLG: 0.443 (1,3)	0-0 G3			0-0 4-3		0-3 K			0-0 2B		4	0	1	1	0	1	2			
Warren Cromartie, L OBP: 0.337, SLG: 0.415 (1,7)	0-3 K			0-0 1-3				0-0 F5		0-0 F5	4	0	0	0	0	1	3			
Gary Carter, R OBP: 0.333, SLG: 0.418 (1,2)	0-3 K			0-0 4-3				0-0 5-3		4-0 IBB	3	0	0	0	1	1	2			
Larry Parrish, R OBP: 0.307, SLG: 0.440 Stan Papi, R OBP: 0.324, SLG: 0.340 (1,5) (5,5)		0-0 6-3			0-3 K			0-3 K		0-0 F8	2	0	0	0	0	1	0			
Chris Speier, R OBP: 0.338, SLG: 0.341 (1,6)		0-0 F9			0-0 2B			0-0 6-3 1B		0-0 E8 SH5-4 1B	4	1	2	0	0	0	0			
Ross Grimsley, L OBP: 0.184, SLG: 0.167 (1,1)		0-0 5-3			0-3 K			0-3 K		0-0 SH5-4 2-3	3	0	0	0	0	2	2			
<b>Inning Stats</b>	R: 1 E: 0 K: 2 S: 8	H: 1 LOB: 2 BB: 2 P: 16	R: 0 E: 0 K: 0 S: 3	H: 0 LOB: 0 BB: 0 P: 3	R: 0 E: 0 K: 1 S: 5	H: 0 LOB: 0 BB: 0 P: 3	R: 0 E: 0 K: 2 S: 7	H: 0 LOB: 0 BB: 0 P: 7	R: 0 E: 0 K: 1 S: 5	H: 0 LOB: 0 BB: 0 P: 5	R: 0 E: 0 K: 1 S: 6	H: 1 LOB: 1 BB: 0 P: 6	R: 0 E: 0 K: 0 S: 4	H: 1 LOB: 2 BB: 1 P: 8	R: 1 E: 1 K: 0 S: 4	H: 1 LOB: 1 BB: 0 P: 5	1B: 2 2B: 4 3B: 0 HR: 0	SF: 0 SAC: 1 DP: 1 HBP: 1	WP: 0 PA: 39 PB: 0 SB: 1 CS: 0	
<b>PITCHER</b>	IP 9.1	WLS L	BF 36	H 4	R 2	ER 1	SO 9	BB 2	IBB 1	HBP 0	BLK 0	WP 0	HR 0	S 51	P 63	ERA 0.96	WHIP 0.643			
Vida Blue, L ERA: 2.58 Randy Moffitt, R ERA: 3.3 (1,1) (10,1)	0.2	3	1	0	0	0	0	0	0	1	0	0	0	0	2	3	0.00	1.500		

Montreal Expos @ San Francisco Giants  
Candlestick Park, San Francisco, CA  
Sun Aug 27 1978, 6:33 AM EDT  
Unknown


AB 34  
R 2  
H 5  
RBI 2  
BB 3  
SO 9  
LOB 16



Batter	1	2	3	4	5	6	7	8	9	10	AB	R	H	RBI	BB	SO	LOB	BOTTOM					
Larry Hemdon, R OBP: 0.326, SLG: 0.358 (1,8)	0-3 K		0-0 F8		0-0 F8			0-0 F2		0-0 4-3	5	0	0	0	0	1	1						
Darrell Evans, L OBP: 0.373, SLG: 0.407 (1,5)	0-0 G3		0-0 F6		0-0 G3			0-3 K			4	0	0	0	0	1	1						
Jack Clark, R OBP: 0.366, SLG: 0.531 (1,9)	0-0 6-3			4-0 1B BB G6-4-3		0-3 K		0-0 6-3			3	1	0	0	1	1	0						
Mike Ivie, R OBP: 0.359, SLG: 0.471 Jim Dwyer, L OBP: 0.333, SLG: 0.345 (1,3) (9, PR) (10, 3)		0-0 F7		4-0 G6-4-3 1B BB		0-0 6-3			0-0 G5-3 2B		3	0	1	0	1	0	0						
Hector Cruz, R OBP: 0.300, SLG: 0.364 (1,7)		4-0 1B BB		0-0 G6-4-3 1B		0-0 F8			4-0 IBB		2	0	1	0	2	0	0						
Marc Hill, R OBP: 0.318, SLG: 0.282 (1,2)		0-0 F9		0-0 G6-4-3				0-0 F9		0-0 B2	4	0	0	0	0	0	5						
Johnnie LeMaster, R OBP: 0.301, SLG: 0.349 Randy Moffitt, R OBP: 0.290, SLG: 0.143 (1,6) (10, 1)		0-0 FC4-6 1B		0-0 5-3				0-0 1-3		0-0 G5-3	4	0	1	0	0	0	3						
Rob Andrews, R OBP: 0.321, SLG: 0.315 (1,4)		0-0 FC4-6			0-0 5-3			0-0 1B		0-0 6-3	4	0	1	0	0	0	2						
Vida Blue, S OBP: 0.238, SLG: 0.149 Roger Metzger, S OBP: 0.295, SLG: 0.286 (1,1) (10, 6)			0-0 F6		4-0 BB			0-0 G3		0-0 5-3	2	0	0	0	1	0	1						
<b>Inning Stats</b>	R: 0 E: 0 K: 1 S: 5	H: 0 LOB: 0 BB: 0 P: 5	R: 0 E: 0 K: 0 S: 4	H: 1 LOB: 2 BB: 1 P: 8	R: 0 E: 0 K: 0 S: 3	H: 0 LOB: 0 BB: 0 P: 3	R: 1 E: 0 K: 0 S: 3	H: 1 LOB: 1 BB: 0 P: 11	R: 0 E: 0 K: 0 S: 3	H: 0 LOB: 0 BB: 0 P: 7	R: 0 E: 0 K: 1 S: 5	H: 0 LOB: 0 BB: 0 P: 5	R: 0 E: 0 K: 0 S: 4	H: 1 LOB: 1 BB: 0 P: 4	R: 0 E: 0 K: 1 S: 5	H: 0 LOB: 0 BB: 0 P: 5	R: 0 E: 0 K: 0 S: 3	H: 1 LOB: 2 BB: 1 P: 7	R: 0 E: 0 K: 0 S: 3	H: 0 LOB: 0 BB: 0 P: 3	1B: 3 2B: 1 3B: 0 HR: 0	SF: 0 SAC: 0 DP: 2 HBP: 0	WP: 0 PA: 37 PB: 0 SB: 0 CS: 0
<b>PITCHER</b>	IP 10.0	WLS W	BF 37	H 4	R 1	ER 1	SO 3	BB 4	IBB 1	HBP 0	BLK 0	WP 0	HR 0	S 38	P 58	ERA 0.90	WHIP 0.800						
Ross Grimsley, L ERA: 3.18 (1,1)	10.0	W	37	4	1	1	3	4	1	0	0	0	0	38	58	0.90	0.800						

Montreal Expos @ San Francisco Giants  
Candlestick Park, San Francisco, CA  
Sun Aug 27 1978, 6:33 AM EDT  
Unknown

AB 32  
R 1  
H 4  
RBI 0  
BB 5  
SO 3  
LOB 13





Batter	1	2	3	4	5	6	7	8	9	AB	R	H	RBI	BB	SO	LOB	TOP			
Dave Cash, R OBP: 0.297, SLG: 0.314 Pepe Frias, R OBP: 0.286, SLG: 0.615	0-0 6-3		0-0 F4			0-0 4-3		0-0 6-3		4	0	0	0	0	0	1				
Tom Hutton, L OBP: 0.327, SLG: 0.321	0-0 G3			0-0 F8			0-0 HBP 1B		0-0 2B	4	1	2	0	0	0	0				
Andre Dawson, R OBP: 0.309, SLG: 0.455	0-0 1-3			0-0 F8			0-3 K		0-0 2B	4	1	1	0	0	1	1				
Ellis Valentine, R OBP: 0.329, SLG: 0.483		0-0 6-3		0-0 F5			0-3 K		0-3 K	4	0	0	0	0	2	3				
Warren Cromartie, L OBP: 0.337, SLG: 0.414 Darold Knowles, L OBP: 0.200, SLG: 0.200 Gary Carter, R OBP: 0.332, SLG: 0.417		0-0 F9			0-0 F7		0-0 HBP 1B		0-3 K	3	0	1	0	0	0	0				
Stan Paol, R OBP: 0.330, SLG: 0.350		0-3 K			0-0 6-3		1-0 HBP 1B		0-0 K	3	0	1	2	0	1	0				
Ed Herrmann, L OBP: 0.187, SLG: 0.169			0-3 K		0-0 F7		0-0 F2		2-H 3-H 0-3 K	4	0	0	0	0	2	4				
Chris Speier, R OBP: 0.336, SLG: 0.338			0-0 G3			0-0 F9			0-0 F7	3	0	0	0	0	0	0				
Scott Sanderson, R OBP: 0.500, SLG: 0.500 Del Unser, L OBP: 0.297, SLG: 0.283 Gerry Pirtle, R OBP: 0.189, SLG: 0.143						0-0 1-3			0-3 K	1	0	1	0	0	0	0				
<b>Inning Stats</b>	R: 0 E: 0 K: 0 S: 3	H: 0 LOB: 0 BB: 0 P: 3	R: 0 E: 0 K: 1 S: 5	H: 0 LOB: 0 BB: 0 P: 5	R: 0 E: 0 K: 1 S: 6	H: 1 LOB: 1 BB: 0 P: 6	R: 0 E: 0 K: 0 S: 3	H: 0 LOB: 0 BB: 0 P: 3	R: 0 E: 0 K: 0 S: 3	H: 0 LOB: 0 BB: 0 P: 3	R: 0 E: 0 K: 2 S: 9	H: 2 LOB: 2 BB: 0 P: 10	R: 0 E: 0 K: 1 S: 5	H: 0 LOB: 0 BB: 0 P: 5	R: 2 E: 0 K: 3 S: 12	H: 3 LOB: 1 BB: 0 P: 12	1B: 4 2B: 2 3B: 0 HR: 0	SF: 0 SAC: 0 DP: 0 HBP: 1	WP: 0 PB: 0 SB: 0 CS: 0	PA: 34
<b>PITCHER</b> Ed Halicki, R ERA: 2.77	IP: 9.0 WLS: W BF: 34 H: 6 R: 2 ER: 2 SO: 8 BB: 0 IBB: 0 HBP: 1 BLK: 0 WP: 0 HR: 0 S: 49 P: 50 ERA: 2.00 WHIP: 0.667																			

**Montreal Expos @ San Francisco Giants**  
Candlestick Park, San Francisco, CA  
Sun Aug 27 1978, 6:38 AM EDT  
Att: 28,633 - Unknown

AB 33  
R 2  
H 6  
RBI 2  
BB 0  
SO 8  
LOB 11



Batter	1	2	3	4	5	6	7	8	9	AB	R	H	RBI	BB	SO	LOB	BOTTOM			
Bill Madlock, R OBP: 0.381, SLG: 0.493 Rob Andrews, R OBP: 0.320, SLG: 0.313	4-0 HR	0-0 FC5		0-0 F3		0-0 HR	0-0 F9			3	2	1	1	1	0	3				
Jim Dwyer, L OBP: 0.335, SLG: 0.360	0-0 HR		4-0 S	0-3 K		0-0 F8	0-0 F9			4	2	1	2	1	1	3				
Jack Clark, R OBP: 0.539 Larry Herndon, R OBP: 0.325, SLG: 0.357	0-0 F5		0-0 6-3		0-0 2B	0-0 HR		0-3 K		4	1	2	3	0	0	1				
Darrell Evans, L OBP: 0.372, SLG: 0.406 Hector Cruz, R OBP: 0.303, SLG: 0.364	0-0 F5		0-0 F8		0-0 F7	0-0 HR		4-0 BB	0-0 BB	4	1	1	0	0	0	2				
Mike Ivie, R OBP: 0.363, SLG: 0.481	0-0 F3		4-0 2B		0-0 F9	0-0 HR		4-0 BB	0-0 BB	3	2	1	2	2	0	1				
Terry Whitfield, L OBP: 0.351, SLG: 0.423		0-0 1B	0-0 2B		0-0 F8	0-0 2B		0-0 BB	0-0 1B	5	1	4	2	0	0	1				
John Tamargo, S OBP: 0.394, SLG: 0.340		4-0 FC5	0-0 F3			0-0 E1		0-0 5-3		4	0	2	1	1	0	3				
Roger Metzger, S OBP: 0.291, SLG: 0.282		0-0 F6		0-3 K		0-0 E1			0-0 5-3	4	1	0	0	0	1	3				
Ed Halicki, R OBP: 0.170, SLG: 0.154		0-0 1B		0-0 1B		0-0 FC5-6	0-0 5-3			4	1	2	0	0	0	2				
<b>Inning Stats</b>	R: 2 E: 0 K: 0 S: 4	H: 1 LOB: 1 BB: 1 P: 8	R: 0 E: 0 K: 0 S: 4	H: 2 LOB: 2 BB: 1 P: 8	R: 2 E: 0 K: 0 S: 4	H: 1 LOB: 1 BB: 2 P: 12	R: 0 E: 0 K: 2 S: 8	H: 1 LOB: 1 BB: 0 P: 8	R: 0 E: 0 K: 0 S: 4	H: 1 LOB: 1 BB: 0 P: 4	R: 7 E: 1 K: 0 S: 11	H: 7 LOB: 1 BB: 0 P: 11	R: 0 E: 0 K: 0 S: 3	H: 0 LOB: 0 BB: 0 P: 3	R: 0 E: 0 K: 1 S: 5	H: 1 LOB: 2 BB: 2 P: 13	1B: 8 2B: 3 3B: 0 HR: 3	SF: 0 SAC: 0 DP: 0 HBP: 0	WP: 0 PB: 0 SB: 1 CS: 0	PA: 43
<b>PITCHER</b> Scott Sanderson, R ERA: 3.26 Gerry Pirtle, R ERA: 4.79 Darold Knowles, L ERA: 2.39	IP: 5.0 WLS: L BF: 24 H: 4 R: 4 ER: 4 SO: 2 BB: 4 IBB: 0 HBP: 0 BLK: 0 WP: 0 HR: 1 S: 24 P: 40 ERA: 7.20 WHIP: 2.000																			

**Montreal Expos @ San Francisco Giants**  
Candlestick Park, San Francisco, CA  
Sun Aug 27 1978, 6:38 AM EDT  
Att: 28,633 - Unknown

AB 37  
R 11  
H 14  
RBI 11  
BB 6  
SO 3  
LOB 19





Batter	1	2	3	4	5	6	7	8	9	AB	R	H	RBI	BB	SO	LOB	TOP					
Dave Cash, R (1.4) OBP: 0.295, SLG: 0.312	0-0 6-3			0-0 4-3		0-0 F9		0-0 F9		4	0	0	0	0	0	1						
Andra Dawson, R (1.8) OBP: 0.307, SLG: 0.451	0-3 K			0-3 K			0-0 F9		0-0 4-3	4	0	0	0	0	2	0						
Ellis Valentine, R (1.9) OBP: 0.327, SLG: 0.479	0-0 4-3			0-3 K			0-0 F2		0-0 F2	4	0	0	0	0	1	0						
Tony Perez, R (1.3) OBP: 0.332, SLG: 0.441		0-0 6-3			0-0 P4				0-0 P3	2	0	0	0	0	0	0						
Tom Hutton, L (5.3) OBP: 0.329, SLG: 0.323										2	0	1	0	0	0	0						
Warren Cromartie, L (1.7) OBP: 0.339, SLG: 0.415		0-0 CS 1B			0-0 F8					2	0	1	0	1	0	0						
Gary Carter, R (1.2) OBP: 0.332, SLG: 0.417		0-0 F8			0-0 FC6-4 1B					3	0	1	0	0	0	3						
Larry Parrish, R (1.5) OBP: 0.307, SLG: 0.439				0-0 5-3		0-0 FC6-4 1B				3	0	1	0	0	0	1						
Chris Speier, R (1.6) OBP: 0.333, SLG: 0.336				0-0 F9		0-0 P6			0-0 F9	3	0	0	0	0	0	1						
Steve Rogers, R (1.1) OBP: 0.149, SLG: 0.113				0-0 F7		0-0 4-3			0-0 F3	2	0	0	0	0	0	0						
Del Unser, L (8, PH) OBP: 0.296, SLG: 0.281										1	0	0	0	0	0	1						
Stan Bahnsen, R (8.1) OBP: 0.111, SLG: 0.111										0	0	0	0	0	0	0						
<b>Inning Stats</b>	R: 0 E: 0 K: 1 S: 5	H: 0 LOB: 0 BB: 0 P: 5	R: 0 E: 0 K: 0 S: 3	H: 1 LOB: 0 BB: 0 P: 3	R: 0 E: 0 K: 0 S: 3	H: 0 LOB: 0 BB: 0 P: 3	R: 0 E: 0 K: 2 S: 7	H: 0 LOB: 0 BB: 0 P: 7	R: 0 E: 0 K: 0 S: 4	H: 1 LOB: 1 BB: 0 P: 4	R: 0 E: 0 K: 0 S: 3	H: 0 LOB: 0 BB: 0 P: 3	R: 0 E: 0 K: 0 S: 4	H: 1 LOB: 2 BB: 1 P: 8	R: 0 E: 0 K: 0 S: 4	H: 1 LOB: 1 BB: 0 P: 4	R: 0 E: 0 K: 0 S: 3	H: 0 LOB: 0 BB: 0 P: 3	1B: 4 2B: 0 3B: 0 HR: 0	SF: 0 SAC: 0 DP: 0 HBP: 0	WP: 0 PB: 0 SB: 0 CS: 1	PA: 31
<b>PITCHER</b> Burt Hooton, R (1.1) ERA: 2.79	IP: 9.0 WLS: W BF: 31 H: 4 R: 0 ER: 0 SO: 3 BB: 1 IBB: 0 HBP: 0 BLK: 0 WP: 0 HR: 0 S: 36 P: 40 ERA: 0.00 WHIP: 0.556															<b>PITCHER</b>						

**Montreal Expos @ Los Angeles Dodgers**  
**Dodger Stadium, Los Angeles, CA**  
 Mon Aug 28 1978, 7:05 PM PDT  
 Att: 30,984 - Unknown

AB	30
R	0
H	4
RBI	0
BB	1
SO	3
LOB	7



Batter	1	2	3	4	5	6	7	8	9	AB	R	H	RBI	BB	SO	LOB	BOTTOM					
Davey Lopes, R (1.8) OBP: 0.357, SLG: 0.419	0-0 F8		0-0 6-3		0-0 F5		0-0 2H HR			4	1	1	2	0	0	2						
Bill Russell, R (1.6) OBP: 0.304, SLG: 0.348	0-0 E 1B		0-0 5-3		0-0 FC6-4 1-2		0-0 2B			4	0	2	0	0	0	2						
Reggie Smith, S (1.9) OBP: 0.389, SLG: 0.590	0-0 F9			0-0 F7		0-3 K	0-3 K			4	0	0	0	0	2	2						
Steve Garvey, R (1.3) OBP: 0.333, SLG: 0.477	0-0 E5 1-2			0-0 1B		0-0 2B		0-0 4-3		4	0	2	0	0	0	1						
Ron Cey, R (1.5) OBP: 0.374, SLG: 0.435	0-0 F7			0-3 K		0-0 5-3		0-0 HR 1B		4	1	1	0	0	1	4						
Lee Lacy, R (1.4) OBP: 0.352, SLG: 0.554		0-0 5-3		0-0 F8		0-0 6-3		0-0 1H HR		4	1	1	2	0	0	2						
Joe Ferguson, R (1.7) OBP: 0.383, SLG: 0.383					4-0 FC3-5 1B BB					2	1	1	0	1	0	0						
Steve Yeager, R (8.2) OBP: 0.302, SLG: 0.260								0-0 SH1-4 HR 1B		1	0	0	0	0	0	0						
Johnny Oates, L (1.2) OBP: 0.358, SLG: 0.323										3	0	1	0	0	0	1						
Bill North, S (8.8) OBP: 0.371, SLG: 0.283					0-0 FC3-5 1-2 1B			0-0 F8	0-0 FC6-4 1-2	1	0	0	0	0	0	1						
Burt Hooton, R (1.1) OBP: 0.237, SLG: 0.170				0-0 6-3		0-0 FC3-5 FC6-4 1-2 2-3		0-0 SH1-4 1-2	0-0 P4	3	0	0	0	0	0	3						
<b>Inning Stats</b>	R: 0 E: 1 K: 0 S: 5	H: 1 LOB: 2 BB: 0 P: 5	R: 0 E: 0 K: 0 S: 3	H: 0 LOB: 0 BB: 0 P: 3	R: 0 E: 0 K: 0 S: 3	H: 0 LOB: 0 BB: 0 P: 3	R: 0 E: 0 K: 1 S: 6	H: 1 LOB: 1 BB: 0 P: 6	R: 0 E: 0 K: 0 S: 4	H: 1 LOB: 2 BB: 1 P: 8	R: 0 E: 0 K: 1 S: 6	H: 1 LOB: 1 BB: 0 P: 6	R: 2 E: 0 K: 1 S: 8	H: 3 LOB: 1 BB: 0 P: 8	R: 2 E: 1 K: 0 S: 6	H: 2 LOB: 1 BB: 0 P: 6	R: 0 E: 0 K: 0 S: 3	H: 0 LOB: 0 BB: 0 P: 3	1B: 5 2B: 2 3B: 0 HR: 2	SF: 0 SAC: 1 DP: 0 HBP: 0	WP: 0 PB: 0 SB: 0 CS: 0	PA: 36
<b>PITCHER</b> Steve Rogers, R (1.1) ERA: 2.47	IP: 7.0 WLS: L BF: 30 H: 7 R: 2 ER: 2 SO: 3 BB: 1 IBB: 0 HBP: 0 BLK: 0 WP: 0 HR: 1 S: 35 P: 39 ERA: 2.57 WHIP: 1.143															<b>PITCHER</b> Stan Bahnsen, R (8.1) ERA: 3.95						

**Montreal Expos @ Los Angeles Dodgers**  
**Dodger Stadium, Los Angeles, CA**  
 Mon Aug 28 1978, 7:05 PM PDT  
 Att: 30,984 - Unknown

AB	34
R	4
H	9
RBI	4
BB	1
SO	3
LOB	18





Batter	1	2	3	4	5	6	7	8	9	AB	R	H	RBI	BB	SO	LOB	TOP			
Dave Cash, R OBP: 0.294, SLG: 0.311 (1.4)	F9		FC6-5 SH5-4 1B		6-3		K		G3	5	0	1	0	0	1	0	<b>Montreal Expos @ Los Angeles Dodgers</b> Dodger Stadium, Los Angeles, CA Tue Aug 29 1978, 7:05 PM PDT Att: 37,179 - Unknown			
Sam Mejias, R OBP: 0.220, SLG: 0.205 (1.7)	6-3		SH5-4 1-2						6-3	4	0	2	0	0	0	0				
Andre Dawson, R OBP: 0.305, SLG: 0.447 (1.8)	6-3		FC6-5 2-3		6-3		K			4	0	0	0	0	1	3				
Ellis Valentine, R OBP: 0.326, SLG: 0.478 (1.9)		F8 E 6-3 1B	E4 1-2			1-3	L4			4	1	1	0	0	0	2				
Warren Cromartie, L OBP: 0.338, SLG: 0.412 (1.3)		E4 S F8 1-2	4-3			BB BB BB			4-3	3	0	0	0	1	0	3				
Gary Carter, R OBP: 0.331, SLG: 0.415 (1.2)	F8 1-2 2-3			G6-4-3 1B		K			6-3	4	0	1	0	0	1	3				
Larry Parrish, R OBP: 0.309, SLG: 0.439 (1.5)	6-3			G6-4-3 1-2		BB BB				3	0	1	1	1	0	2				
Chris Speier, R OBP: 0.335, SLG: 0.334 (1.6)		3-H 4-0 IBB		K		BB BB	FC6-4 1-2 2-3		F9	2	0	0	0	2	1	1				
Hal Dues, R OBP: 0.194, SLG: 0.194 (1.1)										2	0	0	0	0	2	2				
Wayne Twitchell, R OBP: 0.167, SLG: 0.091 (5.1)									1-3	0	0	0	0	0	0	0				
Stan Paul, R OBP: 0.328, SLG: 0.346 (6. PH)										1	0	0	0	0	0	3				
Mike Garman, R OBP: 0.287, SLG: 0.571 (9. PH)										0	0	0	0	0	0	0				
Pepe Frias, R OBP: 0.297, SLG: 0.571 (9. PH)										1	0	0	0	0	0	0				
<b>Inning Stats</b>	R: 0 E: 0 K: 0 S: 3	H: 0 LOB: 0 BB: 0 P: 3	R: 1 E: 1 K: 1 S: 7	H: 1 LOB: 2 BB: 1 P: 11	R: 0 E: 1 K: 0 S: 5	H: 1 LOB: 2 BB: 0 P: 5	R: 0 E: 0 K: 1 S: 5	H: 1 LOB: 0 BB: 0 P: 5	R: 0 E: 0 K: 1 S: 6	H: 1 LOB: 1 BB: 3 P: 6	R: 0 E: 0 K: 2 S: 8	H: 1 LOB: 1 BB: 0 P: 8	R: 0 E: 0 K: 0 S: 4	H: 1 LOB: 1 BB: 0 P: 4	R: 0 E: 0 K: 0 S: 3	H: 0 LOB: 0 BB: 0 P: 3	1B: 5 2B: 1 3B: 0 HR: 0	SF: 0 SAC: 1 DP: 1 HBP: 0	WP: 0 PB: 0 SB: 2 CS: 0	PA: 38
<b>PITCHER</b> Tommy John, L ERA: 3.18 (1.1)	IP: 9.0 WLS: W BF: 38 H: 6 R: 1 ER: 0 SO: 6 BB: 3 IBB: 1 HBP: 0 BLK: 0 WP: 0 HR: 0 S: 46 P: 62 ERA: 0.00 WHIP: 1.000															<b>PITCHER</b>				

AB	33
R	1
H	6
RBI	1
BB	4
SO	6
LOB	19



Batter	1	2	3	4	5	6	7	8	9	AB	R	H	RBI	BB	SO	LOB	BOTTOM			
Davey Lopes, R OBP: 0.357, SLG: 0.418 (1.8)	F4		FC5		6-3 S SF7 1B		5-3			4	1	1	0	0	0	2	<b>Montreal Expos @ Los Angeles Dodgers</b> Dodger Stadium, Los Angeles, CA Tue Aug 29 1978, 7:05 PM PDT Att: 37,179 - Unknown			
Bill Russell, R OBP: 0.302, SLG: 0.345 (1.6)	F6		F8		6-3 1-3		6-3			4	0	0	0	0	0	3				
Reggie Smith, S OBP: 0.392, SLG: 0.589 (1.9)	K			FC1-6 BB	SF7 BB		2B 1B			2	0	1	0	2	1	0				
Steve Garvey, R OBP: 0.332, SLG: 0.478 (1.3)		6-3		FC1-6 1B HR	SF7 1-2 3-H		2B			3	1	1	1	0	0	1				
Ron Cey, R OBP: 0.375, SLG: 0.434 (1.5)		F7		HR			F9			3	1	1	0	1	0	2				
Ted Martinez, R OBP: 0.300, SLG: 0.270 (8.5)				HR	BB					0	0	0	0	0	0	0				
Lee Lacy, R OBP: 0.345, SLG: 0.543 (1.4)	6-3			P4	5-3			5-3		4	0	0	0	0	0	4				
Joe Ferguson, R OBP: 0.353, SLG: 0.394 (1.7)			E FC5 1B BB	HR		L7		BB		2	1	1	3	2	0	0				
Johnny Oates, L OBP: 0.371, SLG: 0.338 (1.2)			E3 1-3 1B			P6		K		3	0	2	0	0	0	0				
Bill North, S OBP: 0.370, SLG: 0.282 (7.8)								K		1	0	0	0	0	1	1				
Tommy John, R OBP: 0.172, SLG: 0.164 (1.1)			P4		K		K		K	4	0	0	0	0	3	4				
<b>Inning Stats</b>	R: 0 E: 0 K: 1 S: 5	H: 0 LOB: 0 BB: 0 P: 5	R: 0 E: 0 K: 0 S: 3	H: 0 LOB: 0 BB: 0 P: 3	R: 0 E: 1 K: 0 S: 4	H: 1 LOB: 2 BB: 1 P: 8	R: 3 E: 0 K: 1 S: 8	H: 3 LOB: 1 BB: 1 P: 12	R: 1 E: 0 K: 0 S: 4	H: 1 LOB: 2 BB: 2 P: 12	R: 0 E: 0 K: 1 S: 5	H: 0 LOB: 0 BB: 0 P: 5	R: 0 E: 0 K: 0 S: 5	H: 2 LOB: 2 BB: 0 P: 5	R: 0 E: 0 K: 2 S: 7	H: 0 LOB: 1 BB: 1 P: 11	1B: 5 2B: 1 3B: 0 HR: 1	SF: 1 SAC: 0 DP: 0 HBP: 0	WP: 0 PB: 0 SB: 1 CS: 0	PA: 36
<b>PITCHER</b> Hal Dues, R ERA: 2.36 (1.1)	IP: 4.2 WLS: L BF: 23 H: 4 R: 4 ER: 4 SO: 2 BB: 4 IBB: 0 HBP: 0 BLK: 0 WP: 0 HR: 1 S: 23 P: 39 ERA: 7.71 WHIP: 1.929															<b>PITCHER</b>				
Wayne Twitchell, R ERA: 5.53 (5.1)	0.1	1	0	0	0	0	0	0	0	0	0	1	1	0.00	0.000					
Mike Garman, R ERA: 5.02 (6.1)	3.0	12	2	0	0	3	1	0	0	0	0	17	21	0.00	1.000					





Batter	1	2	3	4	5	6	7	8	9	AB	R	H	RBI	BB	SO	LOB	TOP										
Dave Cash, R OBP: 0.294, SLG: 0.310 Pepe Frias, R OBP: 0.267, SLG: 0.571										4	0	1	0	0	1	2											
Tom Hutton, L OBP: 0.332, SLG: 0.327										4	0	2	1	0	1	1											
Andre Dawson, R OBP: 0.302, SLG: 0.444										4	0	0	0	0	2	3											
Ellis Valentine, R OBP: 0.324, SLG: 0.474										4	0	0	0	0	1	3											
Warren Cromartie, L OBP: 0.336, SLG: 0.409										4	0	0	0	0	1	0											
Gary Carter, R OBP: 0.333, SLG: 0.413										2	1	0	0	2	0	0											
Larry Parrish, R OBP: 0.310, SLG: 0.441										4	1	2	1	0	0	1											
Chris Speier, R OBP: 0.336, SLG: 0.336										4	1	2	0	0	0	1											
Dan Schatzeder, L OBP: 0.278, SLG: 0.400 Stan Bahnsen, R OBP: 0.111, SLG: 0.111 Wayne Twitchell, R OBP: 0.167, SLG: 0.091										3	0	0	1	0	1	2											
<b>Inning Stats</b>	R: 0 E: 0 K: 0 S: 3	H: 1 LOB: 0 BB: 0 P: 3	R: 0 E: 0 K: 0 S: 3	H: 0 LOB: 0 BB: 0 P: 3	R: 2 E: 1 K: 3 S: 13	H: 3 LOB: 2 BB: 0 P: 13	R: 1 E: 0 K: 0 S: 4	H: 1 LOB: 1 BB: 1 P: 8	R: 0 E: 0 K: 1 S: 5	H: 0 LOB: 0 BB: 0 P: 5	R: 0 E: 0 K: 1 S: 5	H: 0 LOB: 0 BB: 0 P: 5	R: 0 E: 0 K: 0 S: 4	H: 1 LOB: 1 BB: 1 P: 4	R: 0 E: 0 K: 0 S: 3	H: 1 LOB: 1 BB: 1 P: 7	1B: 6 2B: 1 3B: 0 HR: 0	SF: 0 SAC: 0 DP: 1 HBP: 0	WP: 0 PB: 0 SB: 1 CS: 0	PA: 35							
<b>PITCHER</b>	IP	WLS	BF	H	R	ER	SO	BB	IBB	HBP	BLK	WP	HR	S	P	ERA	WHIP										
Don Sutton, R ERA: 3.58 Charlie Hough, R ERA: 2.92	7.0		27	5	3	2	7	1	0	0	0	0	0	40	44	2.57	0.857										

Montreal Expos @ Los Angeles Dodgers  
Dodger Stadium, Los Angeles, CA  
Wed Aug 30 1978, 7:05 PM PDT  
Att: 41,469 - Unknown

AB	33
R	3
H	7
RBI	3
BB	2
SO	7
LOB	13



Batter	1	2	3	4	5	6	7	8	9	AB	R	H	RBI	BB	SO	LOB	BOTTOM										
Davey Lopes, R OBP: 0.353, SLG: 0.413										5	0	0	0	0	0	5											
Bill North, S OBP: 0.373, SLG: 0.287										5	2	3	0	0	0	1											
Reggie Smith, S OBP: 0.394, SLG: 0.596										4	1	2	2	1	0	0											
Steve Garvey, R OBP: 0.331, SLG: 0.476										5	0	1	1	0	1	2											
Ron Cey, R OBP: 0.374, SLG: 0.439										4	1	1	1	0	1	1											
Lee Lacy, R OBP: 0.348, SLG: 0.537										2	0	0	0	2	0	0											
Joe Ferguson, R OBP: 0.355, SLG: 0.394 Ted Martinez, R OBP: 0.300, SLG: 0.270 Steve Yeager, R OBP: 0.302, SLG: 0.260										3	0	1	0	1	0	1											
Bill Russell, R OBP: 0.304, SLG: 0.346										4	0	2	0	0	0	3											
Don Sutton, R OBP: 0.199, SLG: 0.102 Vic Davalillo, L OBP: 0.333, SLG: 0.394 Charlie Hough, R OBP: 0.333, SLG: 0.417 Johnny Oates, L OBP: 0.366, SLG: 0.333										0	0	0	0	1	0	0											
<b>Inning Stats</b>	R: 0 E: 0 K: 0 S: 3	H: 0 LOB: 0 BB: 0 P: 3	R: 0 E: 0 K: 0 S: 3	H: 0 LOB: 1 BB: 1 P: 7	R: 0 E: 0 K: 0 S: 4	H: 1 LOB: 1 BB: 0 P: 4	R: 0 E: 0 K: 2 S: 7	H: 0 LOB: 0 BB: 0 P: 7	R: 0 E: 0 K: 0 S: 4	H: 1 LOB: 2 BB: 1 P: 8	R: 0 E: 0 K: 0 S: 4	H: 2 LOB: 1 BB: 0 P: 4	R: 0 E: 0 K: 1 S: 6	H: 1 LOB: 2 BB: 1 P: 10	R: 3 E: 0 K: 0 S: 6	H: 3 LOB: 1 BB: 1 P: 10	R: 1 E: 1 K: 0 S: 4	H: 2 LOB: 2 BB: 1 P: 8	1B: 8 2B: 0 3B: 0 HR: 2	SF: 0 SAC: 1 DP: 1 HBP: 0	WP: 0 PB: 0 SB: 0 CS: 0	PA: 40					
<b>PITCHER</b>	IP	WLS	BF	H	R	ER	SO	BB	IBB	HBP	BLK	WP	HR	S	P	ERA	WHIP										
Dan Schatzeder, L ERA: 2.24 Stan Bahnsen, R ERA: 4.33 Wayne Twitchell, R ERA: 5.55	6.0		24	4	0	0	2	3	0	0	0	0	0	25	37	0.00	1.167										
	1.1		8	4	3	3	1	0	0	0	0	0	2	10	10	20.25	3.000										
	1.1	L	8	2	1	1	0	1	1	0	0	0	0	6	14	6.75	2.250										

Montreal Expos @ Los Angeles Dodgers  
Dodger Stadium, Los Angeles, CA  
Wed Aug 30 1978, 7:05 PM PDT  
Att: 41,469 - Unknown

AB	34
R	4
H	10
RBI	4
BB	5
SO	3
LOB	15





Batter	1	2	3	4	5	6	7	8	9	AB	R	H	RBI	BB	SO	LOB	TOP										
Dave Cash, R OBP: 0.295, SLG: 0.311 (1,4)	L9		G3						5-3	5	0	2	0	0	0	0	<b>Montreal Expos @ San Diego Padres</b> San Diego Stadium, San Diego, CA Thu Aug 31 1978, 10:05 PM EDT Att: 11,810 - Unknown										
Tom Hutton, L OBP: 0.325, SLG: 0.319 (1,3)	G3		F7						F8	5	0	0	0	0	0	2											
Andre Dawson, R OBP: 0.301, SLG: 0.443 (1,8)	4-3			6-3					K	5	1	1	0	0	1	1											
Ellis Valentine, R OBP: 0.327, SLG: 0.475 (1,9)		5-3		F9 1B						3	0	2	0	1	0	0											
Warren Cromartie, L OBP: 0.337, SLG: 0.410 (1,7)		K		1B						4	0	2	0	0	1	2											
Gary Carter, R OBP: 0.334, SLG: 0.414 (1,2)				1B						4	0	2	1	0	0	2											
Larry Parrish, R OBP: 0.310, SLG: 0.438 (1,5)				1B						3	0	0	0	1	1	4											
Chris Speier, R OBP: 0.338, SLG: 0.336 (1,6)										3	0	1	0	1	0	2											
Woodie Fryman, R OBP: 0.060, SLG: 0.102 (1,1)										3	0	0	0	0	1	3											
Gerry Pirtle, R OBP: 0.294, SLG: 0.279 (8, PH)										0	0	0	0	0	0	0											
Del Unser, L OBP: 0.294, SLG: 0.279 (8, PH)										1	0	0	0	0	0	1											
Darold Knowles, L OBP: 0.200, SLG: 0.200 (8,1)										0	0	0	0	0	0	0											
<b>Inning Stats</b>	R: 0 E: 0 K: 0 S: 3	H: 0 LOB: 0 BB: 0 P: 3	R: 0 E: 0 K: 1 S: 6	H: 1 LOB: 2 BB: 1 P: 10	R: 0 E: 0 K: 0 S: 3	H: 0 LOB: 0 BB: 0 P: 3	R: 0 E: 0 K: 1 S: 7	H: 2 LOB: 2 BB: 0 P: 7	R: 0 E: 0 K: 1 S: 6	H: 1 LOB: 1 BB: 0 P: 6	R: 1 E: 0 K: 0 S: 6	H: 4 LOB: 3 BB: 1 P: 10	R: 0 E: 0 K: 0 S: 4	H: 1 LOB: 2 BB: 1 P: 8	R: 0 E: 0 K: 0 S: 4	H: 1 LOB: 1 BB: 0 P: 4	R: 0 E: 0 K: 1 S: 5	H: 0 LOB: 0 BB: 0 P: 5	1B: 9 2B: 1 3B: 0 HR: 0	SF: 0 SAC: 0 DP: 0 HBP: 0	WP: 0 PA: 39 PB: 0 SB: 0 CS: 0						
<b>PITCHER</b>	IP	WLS	BF	H	R	ER	SO	BB	IBB	HBP	BLK	WP	HR	S	P	ERA	WHIP										
Eric Rasmussen, R ERA: 3.79 (1,1)	5.1	W	24	8	1	1	3	1	0	0	0	0	0	29	33	1.69	1.688										
Mark Lee, R ERA: 3.03 (6,1)	3.2	S	15	2	0	0	1	1	1	0	0	0	0	15	23	0.00	0.818										

Batter	1	2	3	4	5	6	7	8	9	AB	R	H	RBI	BB	SO	LOB	BOTTOM										
Gene Richards, L OBP: 0.376, SLG: 0.408 (1,7)	SH3 1B		K						FC6-4	5	2	2	1	0	1	1	<b>Montreal Expos @ San Diego Padres</b> San Diego Stadium, San Diego, CA Thu Aug 31 1978, 10:05 PM EDT Att: 11,810 - Unknown										
Ozzie Smith, S OBP: 0.318, SLG: 0.316 (1,6)	SH3 1-2		2B						1B	2	2	1	0	2	0	0											
Jerry Turner, L OBP: 0.458 (1,8)										3	0	2	2	0	0	0											
Tucker Ashford, R OBP: 0.293, SLG: 0.356 (6,5)	CS 1B		4-3						L6	2	1	1	1	0	0	2											
Dave Winfield, R OBP: 0.356, SLG: 0.488 (1,9)	2H 1B		4-3							4	0	2	1	0	0	1											
Gene Tenace, R OBP: 0.399, SLG: 0.435 (1,3)	K		K							4	0	2	1	0	2	2											
Fernando Gonzalez, R OBP: 0.273, SLG: 0.303 (1,4)										4	0	0	0	0	0	3											
Derrel Thomas, S OBP: 0.304, SLG: 0.296 (1,5)										3	1	1	0	0	0	1											
Dave Roberts, R OBP: 0.318, SLG: 0.342 (1,2)										3	0	2	0	0	1	1											
Jim Beswick, S ERA: 4.7 (7, PR)										0	0	0	0	0	0	0											
Rick Sweet, S OBP: 0.316, SLG: 0.280 (8,2)										1	0	0	0	0	0	1											
Eric Rasmussen, R OBP: 0.130, SLG: 0.130 (1,1)										2	0	0	0	0	0	2											
Mark Lee, R ERA: 3.03 (6,1)										1	0	0	0	0	1	1											
<b>Inning Stats</b>	R: 1 E: 0 K: 1 S: 7	H: 3 LOB: 1 BB: 0 P: 7	R: 0 E: 0 K: 1 S: 5	H: 0 LOB: 0 BB: 0 P: 6	R: 1 E: 0 K: 2 S: 8	H: 1 LOB: 1 BB: 1 P: 12	R: 0 E: 0 K: 0 S: 4	H: 1 LOB: 1 BB: 0 P: 4	R: 0 E: 0 K: 0 S: 3	H: 0 LOB: 0 BB: 0 P: 3	R: 0 E: 0 K: 0 S: 4	H: 1 LOB: 1 BB: 0 P: 4	R: 3 E: 0 K: 1 S: 9	H: 4 LOB: 3 BB: 1 P: 13	R: 1 E: 0 K: 0 S: 6	H: 3 LOB: 2 BB: 0 P: 6	1B: 12 2B: 1 3B: 0 HR: 0	SF: 0 SAC: 2 DP: 0 HBP: 1	WP: 1 PA: 39 PB: 0 SB: 1 CS: 1								
<b>PITCHER</b>	IP	WLS	BF	H	R	ER	SO	BB	IBB	HBP	BLK	WP	HR	S	P	ERA	WHIP										
Woodie Fryman, L ERA: 3.78 (1,1)	6.2	L	31	9	5	5	5	2	0	1	0	0	0	2	2	6.75	1.650										
Gerry Pirtle, R ERA: 4.7 (7,1)	0.1		2	1	0	0	0	0	0	0	0	1	0	2	2	0.00	3.000										
Darold Knowles, L ERA: 2.49 (8,1)	1.0		6	3	1	1	0	0	0	0	0	0	0	6	6	9.00	3.000										



Batter	1	2	3	4	5	6	7	8	9	10	11	12	AB	R	H	RBI	BB	SO	LOB	TOP		
Dave Cash, R OBP: 0.292, SLG: 0.308 (1.4)	6-3		4-3		5-3			F7		E1		F7	6	0	0	0	0	0	1			
Andre Dawson, R OBP: 0.302, SLG: 0.443 (1.8)	6-3			FC4-6 1B	F3			G6-3 1B		K			5	0	2	0	0	1	1			
Ellis Valentine, R OBP: 0.324, SLG: 0.470 Mike Garman, R (11.1)	5-3			FC4-6 2B 4-3		6-3		G6-3 1-2r		6-3			5	1	0	0	0	0	3			
Tony Perez, R OBP: 0.333, SLG: 0.443 (1.3)		6-3		4-3 E 2B		6-3		FC6-4 1B		6-3		L8	5	1	2	0	0	0	0			
Warren Cromartie, L OBP: 0.338, SLG: 0.409 (1.7)				4-3		F7		FC6-4 1B		FC6-4 1B		F7	5	0	2	1	0	0	2			
Gary Carter, R OBP: 0.331, SLG: 0.410 (1.2)					E6 FC5	FC6-4		FC6-4 1B		FC6-4 1B		5-3	5	0	0	0	0	1	3			
Larry Parrish, R OBP: 0.313, SLG: 0.441 (1.5)		4-3				4-3							4	1	2	0	1	0	1			
Chris Speier, R OBP: 0.337, SLG: 0.335 Stan Papi, R OBP: 0.319, SLG: 0.336 (3.6)			6-3	FC5		6-3		F3				SH3-4 2B	1	0	0	0	0	0	0			
Ross Grimsley, L OBP: 0.176, SLG: 0.158 Sam Mejias, R OBP: 0.238, SLG: 0.225 (11.9)			K		K					4-3		SH3-4 2B	3	0	0	0	0	0	4			
<b>Inning Stats</b>	R: 0 E: 0 K: 0 S: 3	H: 0 LOB: 0 BB: 0 P: 3	R: 0 E: 0 K: 1 S: 6	H: 1 LOB: 1 BB: 0 P: 6	R: 0 E: 0 K: 1 S: 5	H: 0 LOB: 0 BB: 0 P: 5	R: 2 E: 1 K: 0 S: 6	H: 2 LOB: 2 BB: 1 P: 10	R: 0 E: 0 K: 1 S: 5	H: 0 LOB: 0 BB: 0 P: 5	R: 0 E: 0 K: 0 S: 3	H: 1 LOB: 0 BB: 0 P: 3	R: 0 E: 0 K: 1 S: 6	H: 0 LOB: 1 BB: 0 P: 6	R: 0 E: 0 K: 0 S: 3	H: 0 LOB: 0 BB: 0 P: 3	R: 1 E: 0 K: 0 S: 4	H: 2 LOB: 0 BB: 0 P: 4	1B: 7 2B: 2 3B: 0 HR: 0	SF: 0 SAC: 1 DP: 1 HBP: 0	WP: 0 PB: 0 SB: 1 CS: 0	PA: 46
<b>PITCHER</b> Randy Jones, L ERA: 2.79 (1.1)	IP: 12.0 WLS: 46 BF: 9	H: 9 ER: 3 SO: 2	BB: 1 IBB: 0 HBP: 0 BLK: 0	WP: 0 HR: 0 S: 55 P: 59	ERA: 1.50 WHIP: 0.833	<b>PITCHER</b>	IP: 12.0 WLS: 46 BF: 9	H: 9 ER: 3 SO: 2	BB: 1 IBB: 0 HBP: 0 BLK: 0	WP: 0 HR: 0 S: 55 P: 59	ERA: 1.50 WHIP: 0.833											

Montreal Expos @ San Diego Padres  
San Diego Stadium, San Diego, CA  
Fri Sep 01 1978, 10:05 PM EDT  
Alt. 14,346 - Unknown

AB	44
R	3
H	9
RBI	2
BB	1
SO	5
LOB	15



Batter	1	2	3	4	5	6	7	8	9	10	11	12	AB	R	H	RBI	BB	SO	LOB	BOTTOM		
Gene Richards, L OBP: 0.376, SLG: 0.408 (1.7)	F4			CS 1B		SH1-4 2B 1B		L9		4-3			5	1	2	0	0	0	1			
Ozzie Smith, S OBP: 0.319, SLG: 0.315 (1.6)	4-3		CS	1B S BB		SH1-4		CS BB			F7		2	0	0	0	2	0	0			
Gene Tenace, R OBP: 0.399, SLG: 0.432 (1.3)	4-3				FC6-4 1B	2B BB		K 1-2			F8		4	0	1	0	1	1	1			
Dave Winfield, R OBP: 0.356, SLG: 0.491 (11.9)		G3 SF8 2B			F5				F9			K	5	1	2	1	0	1	2			
Oscar Gamble, L OBP: 0.367, SLG: 0.393 Tucker Ashford, R OBP: 0.291, SLG: 0.354 (11.5)		G3			F5	6-3			K			6-3	4	0	0	0	0	1	5			
Fernando Gonzalez, R OBP: 0.272, SLG: 0.302 Bill Almon, R OBP: 0.311, SLG: 0.316 (12. PH)		SF8			FC6-4	1-3			F8				4	0	1	1	0	0	4			
Derrel Thomas, S OBP: 0.305, SLG: 0.293 (11.8)		5-3				5-3			F8			BB	3	0	0	0	2	0	0			
Dave Roberts, R OBP: 0.303, SLG: 0.325 Jerry Turner, L OBP: 0.344, SLG: 0.455 (12. PH)			5-3		F4				F3			G3-6-1	4	0	0	0	0	1	1			
Randy Jones, R OBP: 0.184, SLG: 0.200 (1.1)			L9		5-3				6-3				4	0	0	0	0	1	1			
<b>Inning Stats</b>	R: 0 E: 0 K: 0 S: 3	H: 0 LOB: 0 BB: 0 P: 3	R: 1 E: 0 K: 0 S: 4	H: 1 LOB: 0 BB: 0 P: 4	R: 0 E: 0 K: 0 S: 3	H: 1 LOB: 0 BB: 1 P: 8	R: 0 E: 0 K: 0 S: 3	H: 1 LOB: 2 BB: 1 P: 9	R: 0 E: 0 K: 0 S: 3	H: 0 LOB: 0 BB: 0 P: 5	R: 0 E: 0 K: 1 S: 4	H: 0 LOB: 1 BB: 1 P: 8	R: 0 E: 0 K: 2 S: 7	H: 0 LOB: 1 BB: 1 P: 11	R: 0 E: 0 K: 0 S: 5	H: 0 LOB: 0 BB: 0 P: 5	R: 0 E: 0 K: 0 S: 3	H: 1 LOB: 2 BB: 1 P: 7	1B: 4 2B: 3 3B: 0 HR: 0	SF: 1 SAC: 1 DP: 2 HBP: 0	WP: 0 PB: 0 SB: 1 CS: 2	PA: 45
<b>PITCHER</b> Ross Grimsley, L ERA: 3.11 Mike Garman, R ERA: 4.86 (11.1)	IP: 10.0 WLS: 7 BF: 37	H: 5 ER: 2 SO: 2	BB: 4 IBB: 0 HBP: 0 BLK: 0	WP: 0 HR: 0 S: 41 P: 57	ERA: 1.80 WHIP: 0.900	<b>PITCHER</b>	IP: 12.0 WLS: 46 BF: 9	H: 9 ER: 3 SO: 2	BB: 1 IBB: 0 HBP: 0 BLK: 0	WP: 0 HR: 0 S: 55 P: 59	ERA: 1.50 WHIP: 0.833											

Montreal Expos @ San Diego Padres  
San Diego Stadium, San Diego, CA  
Fri Sep 01 1978, 10:05 PM EDT  
Alt. 14,346 - Unknown

AB	37
R	2
H	6
RBI	2
BB	5
SO	5
LOB	17





Batter	1	2	3	4	5	6	7	8	9	AB	R	H	RBI	BB	SO	LOB	TOP										
Dave Cash, R OBP: 0.291, SLG: 0.307 (1, 4)	6-3		1B 2B	5-3			4-3			4	1	1	0	0	0	1	<b>Montreal Expos @ San Diego Padres</b> San Diego Stadium, San Diego, CA Sat Sep 02 1978, 10:05 PM EDT Att: 18,142 - Unknown										
Sam Mejias, R OBP: 0.239, SLG: 0.227 (1, 9)	4-3		1B 2B G4-6-3		F2			6-3		4	1	1	0	0	0	0											
Andre Dawson, R OBP: 0.302, SLG: 0.443 (1, 8)	1-3		2B G4-6-3 1-3 2-H		L7			F4		4	0	1	1	0	0	0											
Tony Perez, R OBP: 0.330, SLG: 0.439 Mike Garman, R (8, 1)			F8 E5 G4-6-3		K			K		4	0	0	0	0	2	2											
Warren Cromartie, L OBP: 0.337, SLG: 0.408 (1, 7)			G4-6-3 1-2 2-3 3-H		1-3			3-1		4	1	1	0	0	0	2											
Gary Carter, R OBP: 0.330, SLG: 0.408 (1, 2)			L6 1-2		K			K		4	0	1	0	0	2	2											
Larry Parrish, R OBP: 0.312, SLG: 0.442 (1, 5)			2B 2-H		5-3			6-3		4	0	1	1	0	0	1											
Stan Papi, R OBP: 0.328, SLG: 0.349 (1, 6)			IBB					F3		2	0	1	0	1	0	0											
Scott Sanderson, R OBP: 0.286, SLG: 0.286 Stan Bahnsen, R OBP: 0.111, SLG: 0.111 Darold Knowles, L OBP: 0.200, SLG: 0.200 Tom Hutton, L OBP: 0.325, SLG: 0.319 (1, 1) (7, 1) (7, 1) (8, 3)	1-3		1-3		K			F8		3	0	0	0	0	1	3											
<b>Inning Stats</b>	R: 0 E: 0 K: 0 S: 3	H: 0 LOB: 0 BB: 0 P: 3	R: 1 E: 1 K: 0 S: 5	H: 2 LOB: 2 BB: 1 P: 9	R: 2 E: 1 K: 1 S: 8	H: 3 LOB: 1 BB: 0 P: 8	R: 0 E: 0 K: 1 S: 6	H: 1 LOB: 1 BB: 0 P: 6	R: 0 E: 0 K: 0 S: 5	H: 0 LOB: 0 BB: 0 P: 5	R: 0 E: 0 K: 0 S: 3	H: 0 LOB: 0 BB: 0 P: 3	R: 0 E: 0 K: 1 S: 5	H: 0 LOB: 0 BB: 0 P: 5	R: 0 E: 0 K: 1 S: 5	H: 0 LOB: 0 BB: 0 P: 5		1B: 4 2B: 3 3B: 0 HR: 0	SF: 0 SAC: 0 DP: 2 HBP: 0	WP: 1 PB: 0 SB: 0 CS: 0	PA: 34						
<b>PITCHER</b>	IP	WLS	BF	H	R	ER	SO	BB	IBB	HBP	BLK	WP	HR	S	P	ERA	WHIP										
Mickey Lolich, L ERA: 1.63 (1, 1)	5.0	L	22	6	3	3	3	0	0	0	0	1	0	27	31	5.40	1.200										
John D'Acquisto, R ERA: 2.47 (6, 1)	2.0		6	1	0	0	0	0	0	0	0	0	0	6	6	0.00	0.500										
Rollie Fingers, R ERA: 2.71 (8, 1)	2.0		6	0	0	0	2	0	0	0	0	0	0	10	10	0.00	0.000										

AB	33
R	3
H	7
RBI	2
BB	1
SO	5
LOB	11



Batter	1	2	3	4	5	6	7	8	9	AB	R	H	RBI	BB	SO	LOB	BOTTOM										
Gene Richards, L OBP: 0.377, SLG: 0.409 (1, 7)	K		1B			G3				4	0	2	1	0	1	0	<b>Montreal Expos @ San Diego Padres</b> San Diego Stadium, San Diego, CA Sat Sep 02 1978, 10:05 PM EDT Att: 18,142 - Unknown										
Ozzie Smith, S OBP: 0.323, SLG: 0.317 Rollie Fingers, R OBP: 0.200, SLG: 0.200 (1, 6) (8, 1)	6-3		1B			2B				3	0	2	0	1	0	0											
Jerry Turner, L OBP: 0.335, SLG: 0.442 (1, 8)	1-6-3		F6			F4				4	0	0	0	0	1	5											
Dave Winfield, R OBP: 0.357, SLG: 0.495 (1, 9)			1B 2B			K				4	1	2	0	0	1	0											
Gene Tenace, R OBP: 0.395, SLG: 0.427 (1, 2)			F7			K				4	0	0	0	0	2	3											
Broderick Perkins, L OBP: 0.259, SLG: 0.349 (1, 3)			1B 2-H			K				4	0	1	1	0	1	0											
Derrel Thomas, S OBP: 0.302, SLG: 0.289 (1, 5)			K			K				4	0	0	0	0	2	1											
Mike Champion, R OBP: 0.394, SLG: 0.357 (1, 4)			1B 2-H			K				4	1	2	0	0	2	0											
Mickey Lolich, S Jim Beswick, S John D'Acquisto, R Fernando Gonzalez, R Bill Almont, R (1, 1) (5, P#) (6, 1) (7, P#) (8, 6)			K			F6				1	0	0	0	0	1	0											
			1B 1-2			BB 1B				1	0	0	0	0	0	0											
<b>Inning Stats</b>	R: 0 E: 0 K: 1 S: 5	H: 0 LOB: 0 BB: 0 P: 5	R: 1 E: 0 K: 1 S: 7	H: 3 LOB: 2 BB: 0 P: 7	R: 0 E: 0 K: 1 S: 6	H: 2 LOB: 1 BB: 0 P: 6	R: 0 E: 0 K: 3 S: 9	H: 0 LOB: 0 BB: 0 P: 9	R: 0 E: 0 K: 2 S: 7	H: 0 LOB: 0 BB: 0 P: 7	R: 0 E: 0 K: 1 S: 7	H: 2 LOB: 2 BB: 0 P: 7	R: 1 E: 0 K: 1 S: 8	H: 3 LOB: 3 BB: 1 P: 12	R: 0 E: 0 K: 0 S: 3	H: 0 LOB: 0 BB: 0 P: 3	R: 0 E: 0 K: 1 S: 5	H: 0 LOB: 0 BB: 0 P: 5	1B: 8 2B: 2 3B: 0 HR: 0	SF: 0 SAC: 0 DP: 0 HBP: 0	WP: 0 PB: 0 SB: 0 CS: 0	PA: 36					
<b>PITCHER</b>	IP	WLS	BF	H	R	ER	SO	BB	IBB	HBP	BLK	WP	HR	S	P	ERA	WHIP										
Scott Sanderson, R ERA: 3.12 (1, 1)	6.2	W	27	9	2	2	9	0	0	0	0	0	0	45	45	2.70	1.350										
Stan Bahnsen, R ERA: 4.33 (7, 1)	0.0		2	1	0	0	0	1	0	0	0	0	0	1	5	∞	∞										
Darold Knowles, L ERA: 2.48 (7, 1)	0.1		1	0	0	0	1	0	0	0	0	0	0	3	3	0.00	0.000										
Mike Garman, R ERA: 4.71 (8, 1)	2.0	S	6	0	0	0	1	0	0	0	0	0	0	8	8	0.00	0.000										

AB	35
R	2
H	10
RBI	2
BB	1
SO	11
LOB	9





Batter	1	2	3	4	5	6	7	8	9	AB	R	H	RBI	BB	SO	LOB	TOP					
Dave Cash, R OBP: 0.294, SLG: 0.310 Pepe Frias, R OBP: 0.267, SLG: 0.571	FC6-4 1B		1-3 1B		2-2 HBP 2B 1B		6-3		F8	5	1	3	0	0	0	0						
Andra Dawson, R OBP: 0.302, SLG: 0.441 Del Unser, L OBP: 0.292, SLG: 0.277	FC6-4 2B		1-3 1-2		1-0 2B HBP 1B		4-1			2	1	0	0	0	0	2						
Ellis Valentine, R OBP: 0.323, SLG: 0.470 Sam Mejias, R OBP: 0.239, SLG: 0.227	1-2 2B		L7		0-0 F3		3-1			4	0	1	0	0	0	3						
Tony Perez, R OBP: 0.333, SLG: 0.451 Tom Hutton, L OBP: 0.325, SLG: 0.319	5-3				1-2 1B E 1B					4	3	3	2	0	0	1						
Warren Cromartie, L OBP: 0.336, SLG: 0.407		5-3			0-3 K					4	0	1	2	0	1	1						
Gary Carter, R OBP: 0.331, SLG: 0.408					3-2 E5 6-3 1B					3	0	1	0	1	0	0						
Larry Parrish, R OBP: 0.310, SLG: 0.438					6-3 2B					4	0	0	0	0	2	2						
Chris Speier, R OBP: 0.336, SLG: 0.334					0-0 B1-3					4	0	1	0	0	1	2						
Dan Schatzeder, L OBP: 0.282, SLG: 0.395 Mike Garman, R OBP: 0.323, SLG: 0.367 Darold Knowles, L OBP: 0.167, SLG: 0.167					6-3					3	0	1	0	0	0	1						
					1B					1	0	0	0	0	0	0						
<b>Inning Stats</b>	R: 0 E: 0 K: 0 S: 4	H: 2 LOB: 1 BB: 4	R: 0 E: 0 K: 2 S: 7	H: 0 LOB: 1 BB: 1 P: 11	R: 0 E: 0 K: 0 S: 4	H: 1 LOB: 1 BB: 0	R: 1 E: 1 K: 1 S: 14	H: 2 LOB: 1 BB: 0 P: 18	R: 3 E: 0 K: 0 S: 14	H: 4 LOB: 0 BB: 0	R: 0 E: 0 K: 0 S: 6	H: 0 LOB: 0 BB: 8	R: 1 E: 0 K: 1 S: 6	H: 1 LOB: 0 BB: 6	R: 0 E: 0 K: 0 S: 3	H: 0 LOB: 0 BB: 3	1B: 8 2B: 2 3B: 0 HR: 1	SF: 0 SAC: 0 DP: 0 HBP: 1	WP: 0 PB: 0 SB: 0 CS: 1	PA: 38		
<b>PITCHER</b>	IP WLS BF H R ER SO BB IBB HBP BLK WP HR S P ERA WHIP	IP WLS BF H R ER SO BB IBB HBP BLK WP HR S P ERA WHIP	IP WLS BF H R ER SO BB IBB HBP BLK WP HR S P ERA WHIP	IP WLS BF H R ER SO BB IBB HBP BLK WP HR S P ERA WHIP	IP WLS BF H R ER SO BB IBB HBP BLK WP HR S P ERA WHIP	IP WLS BF H R ER SO BB IBB HBP BLK WP HR S P ERA WHIP	IP WLS BF H R ER SO BB IBB HBP BLK WP HR S P ERA WHIP	IP WLS BF H R ER SO BB IBB HBP BLK WP HR S P ERA WHIP	IP WLS BF H R ER SO BB IBB HBP BLK WP HR S P ERA WHIP	IP WLS BF H R ER SO BB IBB HBP BLK WP HR S P ERA WHIP	IP WLS BF H R ER SO BB IBB HBP BLK WP HR S P ERA WHIP	IP WLS BF H R ER SO BB IBB HBP BLK WP HR S P ERA WHIP	IP WLS BF H R ER SO BB IBB HBP BLK WP HR S P ERA WHIP	IP WLS BF H R ER SO BB IBB HBP BLK WP HR S P ERA WHIP	IP WLS BF H R ER SO BB IBB HBP BLK WP HR S P ERA WHIP	IP WLS BF H R ER SO BB IBB HBP BLK WP HR S P ERA WHIP	IP WLS BF H R ER SO BB IBB HBP BLK WP HR S P ERA WHIP	IP WLS BF H R ER SO BB IBB HBP BLK WP HR S P ERA WHIP	IP WLS BF H R ER SO BB IBB HBP BLK WP HR S P ERA WHIP	IP WLS BF H R ER SO BB IBB HBP BLK WP HR S P ERA WHIP	IP WLS BF H R ER SO BB IBB HBP BLK WP HR S P ERA WHIP	IP WLS BF H R ER SO BB IBB HBP BLK WP HR S P ERA WHIP

Mon Sep 04 1978, 3:33 AM CDT  
Sunny - 69 F

AB 35  
R 5  
H 11  
RBI 4  
BB 1  
SO 4  
LOB 12



Batter	1	2	3	4	5	6	7	8	9	AB	R	H	RBI	BB	SO	LOB	BOTTOM						
Ivan De Jesus, R OBP: 0.343, SLG: 0.353	B1-3	E7 1B							5-3	4	0	1	1	1	0	0							
Rodney Scott, S OBP: 0.407, SLG: 0.315	HR 1B	K								4	1	2	0	0	2	3							
Bill Buckner, L OBP: 0.334, SLG: 0.406	F8									4	0	1	0	0	0	1							
Dave Kingman, R OBP: 0.322, SLG: 0.530	HR									3	1	1	2	1	0	2							
Manny Trillo, R OBP: 0.322, SLG: 0.341	K									3	0	1	0	1	1	0							
Bobby Murcer, L OBP: 0.371, SLG: 0.403										3	0	1	0	1	0	5							
Jerry White, S OBP: 0.350, SLG: 0.250 Mike Vail, R OBP: 0.269, SLG: 0.406 Greg Gross, L OBP: 0.323, SLG: 0.367 Gene Clines, R OBP: 0.323, SLG: 0.330		L5-3 1B								2	0	0	0	0	1	2							
Larry Cox, R OBP: 0.339, SLG: 0.374 Dave Rader, L OBP: 0.275, SLG: 0.297 Ed Putman, R OBP: 0.353, SLG: 0.313										1	1	0	0	1	0	1							
Ray Burris, R OBP: 0.154, SLG: 0.180 Scot Thompson, L OBP: 0.667, SLG: 0.667 Lynn McGlothen, L OBP: 0.154, SLG: 0.167 Davey Johnson, R OBP: 0.307, SLG: 0.321										1	0	0	0	1	0	0							
										1	0	0	0	0	0	0							
										1	0	0	0	0	1	0							
										1	0	0	0	0	1	0							
<b>Inning Stats</b>	R: 2 E: 0 K: 1 S: 12	H: 2 LOB: 2 BB: 0 P: 12	R: 1 E: 1 K: 1 S: 10	H: 2 LOB: 2 BB: 2 P: 19	R: 0 E: 0 K: 0 S: 3	H: 0 LOB: 0 BB: 0 P: 3	R: 0 E: 0 K: 1 S: 4	H: 0 LOB: 0 BB: 1 P: 8	R: 0 E: 0 K: 1 S: 4	H: 0 LOB: 0 BB: 1 P: 8	R: 0 E: 0 K: 0 S: 8	H: 1 LOB: 2 BB: 1 P: 12	R: 0 E: 0 K: 0 S: 7	H: 0 LOB: 0 BB: 0 P: 9	R: 0 E: 0 K: 0 S: 5	H: 2 LOB: 3 BB: 1 P: 9	R: 0 E: 0 K: 2 S: 9	H: 0 LOB: 0 BB: 0 P: 12	1B: 6 2B: 1 3B: 0 HR: 1	SF: 0 SAC: 0 DP: 2 HBP: 0	WP: 0 PB: 0 SB: 1 CS: 1	PA: 37	
<b>PITCHER</b>	IP WLS BF H R ER SO BB IBB HBP BLK WP HR S P ERA WHIP	IP WLS BF H R ER SO BB IBB HBP BLK WP HR S P ERA WHIP	IP WLS BF H R ER SO BB IBB HBP BLK WP HR S P ERA WHIP	IP WLS BF H R ER SO BB IBB HBP BLK WP HR S P ERA WHIP	IP WLS BF H R ER SO BB IBB HBP BLK WP HR S P ERA WHIP	IP WLS BF H R ER SO BB IBB HBP BLK WP HR S P ERA WHIP	IP WLS BF H R ER SO BB IBB HBP BLK WP HR S P ERA WHIP	IP WLS BF H R ER SO BB IBB HBP BLK WP HR S P ERA WHIP	IP WLS BF H R ER SO BB IBB HBP BLK WP HR S P ERA WHIP	IP WLS BF H R ER SO BB IBB HBP BLK WP HR S P ERA WHIP	IP WLS BF H R ER SO BB IBB HBP BLK WP HR S P ERA WHIP	IP WLS BF H R ER SO BB IBB HBP BLK WP HR S P ERA WHIP	IP WLS BF H R ER SO BB IBB HBP BLK WP HR S P ERA WHIP	IP WLS BF H R ER SO BB IBB HBP BLK WP HR S P ERA WHIP	IP WLS BF H R ER SO BB IBB HBP BLK WP HR S P ERA WHIP	IP WLS BF H R ER SO BB IBB HBP BLK WP HR S P ERA WHIP	IP WLS BF H R ER SO BB IBB HBP BLK WP HR S P ERA WHIP	IP WLS BF H R ER SO BB IBB HBP BLK WP HR S P ERA WHIP	IP WLS BF H R ER SO BB IBB HBP BLK WP HR S P ERA WHIP	IP WLS BF H R ER SO BB IBB HBP BLK WP HR S P ERA WHIP	IP WLS BF H R ER SO BB IBB HBP BLK WP HR S P ERA WHIP	IP WLS BF H R ER SO BB IBB HBP BLK WP HR S P ERA WHIP	IP WLS BF H R ER SO BB IBB HBP BLK WP HR S P ERA WHIP

Mon Sep 04 1978, 3:33 AM CDT  
Sunny - 69 F

AB 31  
R 3  
H 7  
RBI 3  
BB 6  
SO 6  
LOB 19





Batter	1	2	3	4	5	6	7	8	9	10	AB	R	H	RBI	BB	SO	LOB	TOP							
Dave Cash, R OBP: 0.293, SLG: 0.309 Pepe Frias, R OBP: 0.250, SLG: 0.533	(1,4) X 0-0 4-3		(1,0) X 0-0 6-3			(1,0) X 0-0 L9		(1,0) X 0-0 F8		(1,0) X 0-3 K	5	0	1	0	0	0	1								
Tom Hutton, L OBP: 0.325, SLG: 0.313	(1,9) X 0-0 G3		(4,0) X 0-0			(4,0) X 0-0 E4		(0,3) X 0-3 K		(0,2) X 0-2 4-3	4	1	0	0	2	1	3								
Del Unser, L OBP: 0.289, SLG: 0.274	(1,8) X 0-0 6-3		(1,0) X 0-0 F8			(1,0) X 0-0 1B		(1,0) X 0-0 G4-6-3		(0,0) X 0-0 B4-3	5	1	1	1	0	0	3								
Tony Perez, R OBP: 0.333, SLG: 0.449 Sam Mejias, R OBP: 0.234, SLG: 0.222	(1,3) X 0-0 (7,9) X 0-0	(0,3) X 0-3 K	(0,0) X 0-0 4-3			(1,2) X 1-2 1B		(0,3) X 0-3 K		(0,3) X 0-3 K	4	0	1	1	0	2	1								
Warren Cronkite, L OBP: 0.337, SLG: 0.407	(1,7) X 0-0 1B					(1,3) X 1-3 2H		(0,0) X 0-0 F8		(0,0) X 0-0 6-3	5	1	2	1	0	0	0								
Stan Papi, R OBP: 0.331, SLG: 0.360	(1,6) X 0-0 1B					(0,0) X 0-0 6-3		(0,0) X 0-0 4-3			5	0	2	0	0	1	2								
Larry Parrish, R OBP: 0.317, SLG: 0.449	(1,5) X 0-0 1B					(1,3) X 1-3 2H		(4,0) X 4-0 2B		(4,0) X 4-0 K	2	2	2	2	3	0	0								
Jerry Fry, R Ellis Valentine, R Dan Schatzeder, L Bill Atkinson, L	(1,2) (10, PH) (10, PR) (10, 1)	(0,3) X 0-3 K	(0,0) X 0-0 4-3			(0,3) X 0-3 K		(0,0) X 0-0 G3		(0,0) X 0-0 SH	4	0	0	0	0	2	7								
Rudy May, L Andre Dawson, R Stan Bahnsen, R Darold Knowles, L Mike Garman, R Gary Carter, R	(1, 11) (5, PH) (5, 1) (8, 1) (9, 1) (10, PH) (10, 2)	(0,0) X 0-0 4-3				(0,0) X 0-0 1B		(0,0) X 0-0 L9		(0,0) X 0-0 F3	1	0	0	0	0	0	2								
<b>Inning Stats</b>	R: 0 E: 0 K: 0 S: 3	H: 0 LOB: 0 BB: 0 P: 3	R: 1 E: 0 K: 2 S: 10	H: 3 LOB: 2 BB: 0 P: 10	R: 0 E: 0 K: 0 S: 3	H: 0 LOB: 1 BB: 1 P: 7	R: 1 E: 0 K: 1 S: 6	H: 1 LOB: 0 BB: 0 P: 6	R: 3 E: 1 K: 0 S: 10	H: 4 LOB: 3 BB: 2 P: 19	R: 0 E: 1 K: 0 S: 4	H: 1 LOB: 1 BB: 0 P: 4	R: 0 E: 0 K: 1 S: 6	H: 1 LOB: 2 BB: 1 P: 10	R: 0 E: 0 K: 1 S: 5	H: 0 LOB: 0 BB: 0 P: 5	R: 0 E: 0 K: 1 S: 12	H: 0 LOB: 0 BB: 0 P: 16	1B: 8 2B: 2 3B: 0 HR: 1	SF: 0 SAC: 1 DP: 1 HBP: 0	WP: 0 PB: 0 SB: 1 CS: 0	PA: 47			
<b>PITCHER</b>	IP WLS BF H R ER SO ERA WHIP	IP WLS BF H R ER SO ERA WHIP	IP WLS BF H R ER SO ERA WHIP	IP WLS BF H R ER SO ERA WHIP	IP WLS BF H R ER SO ERA WHIP	IP WLS BF H R ER SO ERA WHIP	IP WLS BF H R ER SO ERA WHIP	IP WLS BF H R ER SO ERA WHIP	IP WLS BF H R ER SO ERA WHIP	IP WLS BF H R ER SO ERA WHIP	IP WLS BF H R ER SO ERA WHIP	IP WLS BF H R ER SO ERA WHIP	IP WLS BF H R ER SO ERA WHIP	IP WLS BF H R ER SO ERA WHIP	IP WLS BF H R ER SO ERA WHIP	IP WLS BF H R ER SO ERA WHIP	IP WLS BF H R ER SO ERA WHIP	IP WLS BF H R ER SO ERA WHIP	IP WLS BF H R ER SO ERA WHIP	IP WLS BF H R ER SO ERA WHIP	IP WLS BF H R ER SO ERA WHIP	IP WLS BF H R ER SO ERA WHIP	IP WLS BF H R ER SO ERA WHIP	IP WLS BF H R ER SO ERA WHIP	
Mike Krukow, R ERA: 4.19	(1, 1) 4.1																								
Manny Seoane, R ERA: 2.25	(5, 1) 2.2																								
Dave Geisel, L ERA: 3.14	(8, 1) 2.0																								
Bruce Sutter, R ERA: 2.81	(10, 1) 1.0																								

Montreal Expos @ Chicago Cubs  
Wrigley Field, Chicago, IL  
Mon Sep 04 1978, 3:38 AM CDT  
Att. 29,833 - Sunny - 69 F


AB	41
R	6
H	11
RBI	6
BB	5
SO	8
LOB	21



Batter	1	2	3	4	5	6	7	8	9	10	AB	R	H	RBI	BB	SO	LOB	BOTTOM						
Ivan De Jesus, R OBP: 0.342, SLG: 0.351	(1,6) X 0-0 L7		(1,0) X 0-0 FC6-4			(1,0) X 0-0 5-3					5	0	1	0	0	1	4							
Rodney Scott, S OBP: 0.402, SLG: 0.309 Greg Gross, L OBP: 0.324, SLG: 0.365	(1,5) X 0-0 F8		(0,0) X 0-0 B1-3			(0,0) X 0-0 B5-3		(4,0) X 4-0 1B		(0,3) X 0-3 K	3	0	0	0	0	0	0							
Bill Buckner, L OBP: 0.338, SLG: 0.409	(1,3) X 0-0 4-3		(1,0) X 0-0 S			(1,0) X 0-0 L8		(0,0) X 0-0 SF8		(0,0) X 0-0 1B	5	0	3	1	0	0	0							
Dave Kingman, R OBP: 0.321, SLG: 0.523	(1,7) X 0-0 1B		(4,0) X 4-0 1B			(2,3) X 2-3 K		(0,0) X 0-0 P8		(0,0) X 0-0 F7	4	1	0	0	1	2	5							
Manny Trillo, R OBP: 0.323, SLG: 0.340	(1,4) X 0-0 SF8		(4,0) X 4-0 1B			(0,0) X 0-0 4-3		(0,0) X 0-0 K		(1,2) X 1-2 P6	4	1	1	0	1	1	3							
Gene Clines, R OBP: 0.327, SLG: 0.335 Larry Blittner, L OBP: 0.312, SLG: 0.358 Mike Vail, R OBP: 0.295, SLG: 0.403	(1,9) (8, PH) (8, PH) (9, 9)	(2,2) X 2-2 FC5-4				(0,0) X 0-0 SH1-4		(0,0) X 0-0 L3		(0,0) X 0-0 SF8	3	0	2	0	0	0	0							
Jerry White, S OBP: 0.346, SLG: 0.250 Davey Johnson, R OBP: 0.305, SLG: 0.318 Mick Kelleher, R OBP: 0.328, SLG: 0.241 Bobby Murcer, L OBP: 0.372, SLG: 0.403	(1,8) (8, PH) (9, 5) (10, PH)	(2,2) X 2-2 SF8				(0,0) X 0-0 F3		(0,0) X 0-0 4-3		(0,0) X 0-0 F7	2	0	0	1	0	0	1							
Larry Cox, R OBP: 0.342, SLG: 0.376 Dave Rader, L OBP: 0.274, SLG: 0.295 Ed Putman, R OBP: 0.389, SLG: 0.313 Rudy Meoli, L OBP: 0.251, SLG: 0.192 Tim Blackwell, S OBP: 0.356, SLG: 0.289	(1,2) (5, 2) (9, PH) (9, PR) (10, 2)	(0,0) X 0-0 FC5-4				(0,0) X 0-0 SH1-4		(0,0) X 0-0 K		(0,0) X 0-0 F7	2	0	1	1	0	0	1							
Mike Krukow, R Manny Seoane, R Scott Thompson, L Dave Geisel, L Mike Sember, R Bruce Sutter, R	(1, 11) (5, 1) (7, PH) (8, 1) (9, PH) (10, 1)	(0,0) X 0-0 FC6-4				(0,0) X 0-0 SH1-4		(0,3) X 0-3 K		(1,2) X 1-2 1B	1	0	1	0	0	0	0							
<b>Inning Stats</b>	R: 0 E: 0 K: 0 S: 3	H: 0 LOB: 0 BB: 0 P: 3	R: 2 E: 0 K: 0 S: 12	H: 2 LOB: 2 BB: 2 P: 24	R: 0 E: 0 K: 1 S: 9	H: 1 LOB: 1 BB: 0 P: 11	R: 0 E: 0 K: 0 S: 5	H: 2 LOB: 2 BB: 0 P: 5	R: 0 E: 0 K: 0 S: 3	H: 0 LOB: 0 BB: 0 P: 3	R: 0 E: 0 K: 3 S: 11	H: 0 LOB: 0 BB: 0 P: 13	R: 1 E: 0 K: 1 S: 11	H: 2 LOB: 2 BB: 1 P: 18	R: 2 E: 1 K: 1 S: 12	H: 3 LOB: 3 BB: 1 P: 17	R: 0 E: 0 K: 1 S: 8	H: 0 LOB: 0 BB: 0 P: 13	1B: 10 2B: 1 3B: 0 HR: 0	SF: 2 SAC: 1 DP: 1 HBP: 0	WP: 0 PB: 0 SB: 2 CS: 0	PA: 44		
<b>PITCHER</b>	IP WLS BF H R ER SO ERA WHIP	IP WLS BF H R ER SO ERA WHIP	IP WLS BF H R ER SO ERA WHIP	IP WLS BF H R ER SO ERA WHIP	IP WLS BF H R ER SO ERA WHIP	IP WLS BF H R ER SO ERA WHIP	IP WLS BF H R ER SO ERA WHIP	IP WLS BF H R ER SO ERA WHIP	IP WLS BF H R ER SO ERA WHIP	IP WLS BF H R ER SO ERA WHIP	IP WLS BF H R ER SO ERA WHIP	IP WLS BF H R ER SO ERA WHIP	IP WLS BF H R ER SO ERA WHIP	IP WLS BF H R ER SO ERA WHIP	IP WLS BF H R ER SO ERA WHIP	IP WLS BF H R ER SO ERA WHIP	IP WLS BF H R ER SO ERA WHIP	IP WLS BF H R ER SO ERA WHIP	IP WLS BF H R ER SO ERA WHIP	IP WLS BF H R ER SO ERA WHIP	IP WLS BF H R ER SO ERA WHIP	IP WLS BF H R ER SO ERA WHIP	IP WLS BF H R ER SO ERA WHIP	
Rudy May, L ERA: 4.35	(1, 1) 4.0																							
Stan Bahnsen, R ERA: 4.25	(5, 1) 3.1																							
Darold Knowles, L ERA: 2.52	(8, 1) 1.0																							
Mike Garman, R ERA: 4.54	(9, 1) 0.2																							
Bill Atkinson, R ERA: 3.76	(10, 1) 1.0																							

Montreal Expos @ Chicago Cubs  
Wrigley Field, Chicago, IL  
Mon Sep 04 1978, 3:38 AM CDT  
Att. 29,833 - Sunny - 69 F

AB	36
R	5
H	10
RBI	4
BB	5
SO	8
LOB	20





Batter	1	2	3	4	5	6	7	8	9	AB	R	H	RBI	BB	SO	LOB	TOP					
Dave Cash, R OBP: 0.292, SLG: 0.310 Pepe Frias, R OBP: 0.250, SLG: 0.533	F8		L9		G3		E6	1B		5	1	1	1	0	0	0						
Del Unser, L OBP: 0.290, SLG: 0.270 Sam Mejias, R OBP: 0.245, SLG: 0.234	4-3			4-3	BB		5-3	1B		2	0	0	0	1	0	0						
Andre Dawson, R OBP: 0.304, SLG: 0.441	L9			E	FC6-4		L4	K		4	1	1	0	1	1	2						
Tony Perez, R OBP: 0.331, SLG: 0.446		G6-3		5-3	FC6-4		5-3		L8	5	0	1	1	0	0	3						
Warren Cromartie, L OBP: 0.339, SLG: 0.410	G6-3			4-3		HR		2B	G4-6-3	4	2	2	0	1	0	1						
Gary Carter, R OBP: 0.334, SLG: 0.414					1B	L8		1B	G4-6-3	5	2	3	1	0	0	2						
Larry Parrish, R OBP: 0.318, SLG: 0.456	6-3				HR	HR		E4		4	2	2	3	0	0	2						
Chris Speier, R OBP: 0.335, SLG: 0.333			4-3		F3		K			4	1	1	1	0	1	1						
Woodie Fryman, R Gary Frias, R Ed Herrmann, L Randy Miller, R Erik Valdes, R Del Unser, L Wayne Twitchell, R Tom Hudson, L Danev Gonzalez, L Stan Bahnsen, R Mike Garman, R	F8				HR		K		G3	0	0	0	0	0	0	0						
<b>Inning Stats</b>	R: 0 E: 0 K: 0 S: 6	H: 0 LOB: 0 BB: 0 P: 9	R: 0 E: 0 K: 0 S: 7	H: 2 LOB: 1 BB: 0 P: 9	R: 0 E: 0 K: 0 S: 3	H: 0 LOB: 0 BB: 0 P: 3	R: 1 E: 0 K: 0 S: 4	H: 1 LOB: 0 BB: 0 P: 4	R: 3 E: 0 K: 0 S: 11	H: 3 LOB: 2 BB: 2 P: 19	R: 2 E: 0 K: 2 S: 11	H: 1 LOB: 0 BB: 1 P: 18	R: 0 E: 1 K: 0 S: 4	H: 0 LOB: 1 BB: 0 P: 4	R: 4 E: 1 K: 1 S: 10	H: 5 LOB: 1 BB: 0 P: 10	R: 0 E: 0 K: 0 S: 3	H: 1 LOB: 0 BB: 0 P: 3	1B: 7 2B: 4 3B: 0 HR: 2	SF: 0 SAC: 0 DP: 2 HBP: 0	WP: 0 PB: 0 SB: 1 CS: 0	PA: 42
<b>PITCHER</b>	IP	WLS	BF	H	R	ER	SO	BB	IBB	HBP	BLK	WP	HR	S	P	ERA	WHIP					
Donnie Moore, R ERA: 4.17	4.1		18	6	4	3	0	0	0	0	0	0	1	24	29	6.23	1.385					
Lynn McGlothen, R ERA: 3.49	0.2		4	0	0	0	0	2	0	0	0	0	0	7	15	0.00	3.000					
Dave Roberts, L ERA: 5.27	2.0		10	2	3	3	2	1	0	0	0	0	1	16	23	13.50	1.500					
Manny Seoane, R ERA: 4.5	0.0	L	2	1	0	0	0	0	0	0	0	0	0	2	2	∞	∞					
Bruce Sutter, R ERA: 2.99	1.0		5	3	3	3	1	0	0	0	0	0	0	7	7	27.00	3.000					

**Montreal Expos @ Chicago Cubs**  
Wrigley Field, Chicago, IL  
Tue Sep 05 1978, 3:33 AM CDT  
Att: 7,579 - Sunny - 74 F

AB	39
R	10
H	13
RBI	10
BB	3
SO	3
LOB	13



Batter	1	2	3	4	5	6	7	8	9	AB	R	H	RBI	BB	SO	LOB	BOTTOM				
Ivan De Jesus, R OBP: 0.341, SLG: 0.350 Mick Kelleher, R OBP: 0.328, SLG: 0.241 Bobby Murcer, L OBP: 0.371, SLG: 0.402 Dave Roberts, L OBP: 0.245, SLG: 0.234 Manny Seoane, R OBP: 0.290, SLG: 0.270 Bruce Sutter, R OBP: 0.304, SLG: 0.441 Willie Hernandez, L OBP: 0.337, SLG: 0.408	6-3	FC6-4		SH1-4	P6		G4-3		G3	2	0	0	0	0	0	2					
Rodney Scott, S OBP: 0.404, SLG: 0.306	5-3			K				K		2	0	0	1	2	1	1					
Rudy Meoli, L OBP: 0.281, SLG: 0.192 Ed Putman, R OBP: 0.368, SLG: 0.294										0	0	0	0	0	0	0					
Larry Bittner, L OBP: 0.307, SLG: 0.352	K	F9		6-3	E3			F8		5	0	0	0	0	1	5					
Dave Kingman, R OBP: 0.324, SLG: 0.533		2B	E6		HR			K		5	2	3	1	0	1	2					
Manny Trillo, R OBP: 0.324, SLG: 0.343		1B	K		E9	L4		P6		5	2	2	1	0	1	1					
Gene Clines, R OBP: 0.326, SLG: 0.333		1B	L6-3		SH3-4	L1-3		L8		4	1	1	1	0	0	1					
Jerry White, S OBP: 0.363, SLG: 0.261										3	0	2	1	2	1	0					
Larry Cox, R OBP: 0.344, SLG: 0.378 Dave Rader, L OBP: 0.279, SLG: 0.301										2	0	1	0	0	0	2					
Mike Vail, R OBP: 0.300, SLG: 0.407										2	1	2	0	0	0	0					
Donnie Moore, L OBP: 0.305, SLG: 0.333 Lynn McGlothen, L OBP: 0.196, SLG: 0.167 Scott Thompson, L OBP: 0.260, SLG: 0.260 Mike Sember, R OBP: 0.300, SLG: 0.300 Greg Gross, L OBP: 0.320, SLG: 0.365		FC7-6								1	0	0	1	1	0	2					
<b>Inning Stats</b>	R: 0 E: 0 K: 1 S: 8	H: 5 LOB: 3 BB: 1 P: 12	R: 0 E: 0 K: 0 S: 9	H: 1 LOB: 2 BB: 1 P: 13	R: 0 E: 0 K: 1 S: 5	H: 0 LOB: 1 BB: 1 P: 9	R: 0 E: 0 K: 1 S: 5	H: 0 LOB: 0 BB: 0 P: 5	R: 0 E: 0 K: 2 S: 7	H: 1 LOB: 0 BB: 0 P: 7	R: 0 E: 0 K: 0 S: 10	H: 1 LOB: 2 BB: 2 P: 18	1B: 10 2B: 1 3B: 0 HR: 1	SF: 0 SAC: 2 DP: 1 HBP: 0	WP: 0 PB: 0 SB: 0 CS: 0	PA: 46					
<b>PITCHER</b>	IP	WLS	BF	H	R	ER	SO	BB	IBB	HBP	BLK	WP	HR	S	P	ERA	WHIP				
Woodie Fryman, L ERA: 3.94	1.0		8	5	3	3	1	0	0	0	0	0	0	13	16	27.00	5.000				
Gerry Fivile, R ERA: 4.5	1.0		4	0	0	0	0	1	0	0	0	0	0	3	7	0.00	1.000				
Randy Miller, R ERA:	2.0		9	1	0	0	2	1	1	0	0	0	0	14	22	0.00	1.000				
Bill Atkinson, R ERA: 4.42	0.1		5	4	4	3	0	0	0	0	0	0	1	5	5	81.00	12.000				
Wayne Twitchell, R ERA: 5.4	2.2	W	11	1	1	0	1	2	0	0	0	0	0	11	19	0.00	1.125				
<b>PITCHER</b>	IP	WLS	BF	H	R	ER	SO	BB	IBB	HBP	BLK	WP	HR	S	P	ERA	WHIP				
Darold Knowles, L ERA: 2.45	1.2		6	0	0	0	2	0	0	0	0	0	0	15	19	0.00	0.600				
Stan Bahnsen, R ERA: 4.25	0.0		2	1	0	0	0	1	0	0	0	0	0	1	5	∞	∞				
Mike Garman, R ERA: 4.52	0.1	S	1	0	0	0	0	0	0	0	0	0	0	1	1	0.00	0.000				

**Montreal Expos @ Chicago Cubs**  
Wrigley Field, Chicago, IL  
Tue Sep 05 1978, 3:33 AM CDT  
Att: 7,579 - Sunny - 74 F

AB	37
R	7
H	12
RBI	6
BB	7
SO	6
LOB	24





Batter	1	2	3	4	5	6	7	8	9	AB	R	H	RBI	BB	SO	LOB	TOP
Lee Mazzilli, S OBP: 0.349, SLG: 0.424	0-0 4-3		0-0 1-3		0-3 K					3	0	0	0	0	1	1	
Elliott Maddox, R OBP: 0.377, SLG: 0.342	0-0 1B SF8 1B		0-0 F7			0-0 5-3				3	1	1	0	0	0	0	
Steve Henderson, R OBP: 0.342, SLG: 0.412	0-0 E S 1-3 1B		0-0 F8		0-0 F8	0-0 2-3 1B				3	0	2	0	0	0	0	
John Stearns, R OBP: 0.367, SLG: 0.423	0-0 SF8		0-0 5-3		0-0 5-3	0-0 2-3				2	0	0	1	0	0	1	
Tom Grieve, R OBP: 0.271, SLG: 0.296	0-0 3-H 6-3		0-0 F7		0-0 F7	0-0 F9				3	0	0	0	0	0	2	
Dan Norman, R OBP: 0.187, SLG: 0.667		0-0 4-3			0-0 HR				0-0 1-3	3	1	1	1	0	0	0	
Joel Youngblood, R OBP: 0.283, SLG: 0.433		0-0 F3			0-0 5-3				0-0 F2	3	0	0	0	0	0	0	
Doug Flynn, R OBP: 0.271, SLG: 0.274		0-0 F4-3			0-0 F9				0-0 F8	3	0	0	0	0	0	0	
Mike Bruhart, R OBP: 0.094, SLG: 0.094			0-0 4-3							2	0	1	0	0	0	0	
Dwight Bernard, R OBP: 0.500, SLG: 0.333										0	0	0	0	0	0	0	
Paul Siebert, L OBP: 0.500, SLG: 0.333										0	0	0	0	0	0	0	
<b>Inning Stats</b>	R: 1 E: 0 K: 0 S: 5	H: 2 LOB: 1 BB: 0 P: 5	R: 0 E: 0 K: 0 S: 3	H: 0 LOB: 0 BB: 0 P: 3	R: 0 E: 0 K: 0 S: 3	H: 0 LOB: 0 BB: 0 P: 3	R: 1 E: 0 K: 1 S: 7	H: 2 LOB: 1 BB: 0 P: 7	R: 0 E: 0 K: 0 S: 4	H: 1 LOB: 1 BB: 0 P: 4	R: 0 E: 0 K: 0 S: 3	H: 0 LOB: 0 BB: 0 P: 3	1B: 4 2B: 0 3B: 0 HR: 1	SF: 1 SAC: 0 DP: 0 HBP: 0	WP: 0 PB: 0 SB: 1 CS: 0	PA: 26	
<b>PITCHER</b> Ross Grimsley, L ERA: 3.1	IP: 7.0 WLS: W BF: 26 H: 5 R: 2 ER: 2 SO: 1 BB: 0 IBB: 0 HBP: 0 BLK: 0 WP: 0 HR: 1 S: 28 P: 28 ERA: 2.57 WHIP: 0.714																

New York Mets @ Montreal Expos  
Olympic Stadium, Montreal, QB  
Wed Sep 06 1978, 7:05 PM EDT  
Att: 7,894 - Unknown

AB	25
R	2
H	5
RBI	2
BB	0
SO	1
LOB	4



Batter	1	2	3	4	5	6	7	8	9	AB	R	H	RBI	BB	SO	LOB	BOTTOM	
Dave Cash, R OBP: 0.293, SLG: 0.312	0-0 5-3		0-0 F6-3		0-0 SH1-3	0-0 WP 2H 2B				3	0	1	1	0	0	0		
Andre Dawson, R OBP: 0.308, SLG: 0.443	0-0 E F6 1B			0-0 2B	0-0 F6-3	0-0 F8				4	1	2	1	0	0	3		
Ellis Valentine, R OBP: 0.329, SLG: 0.481	0-0 F6			0-0 2B	0-0 3-H 2B	0-0 2-3 1B				3	1	2	1	1	0	1		
Sam Mejias, R OBP: 0.245, SLG: 0.234	0-0 1-H F6			0-0 2B	0-0 2-3 1B	0-0 BB				0	0	0	0	0	0	0		
Tony Perez, R OBP: 0.331, SLG: 0.445		0-0 1B 1B		0-0 5-3	0-0 F9	0-0 5-3				4	0	1	0	0	0	5		
Warren Cromartie, L OBP: 0.340, SLG: 0.412		0-0 L7		0-0 1B 2B		0-0 1B 2B 1B		0-0 F8		4	2	2	1	0	0	1		
Gary Carter, R OBP: 0.336, SLG: 0.416		0-0 G5-4-3 1B		0-0 P2		0-0 2B 1B				3	1	2	0	0	0	1		
Larry Parrish, R OBP: 0.320, SLG: 0.459		0-0 G5-4-3		0-0 1B		0-0 1B 2B				3	1	2	3	0	0	2		
Chris Speier, R OBP: 0.337, SLG: 0.336			0-0 F6-3		0-0 SH1-3 1B F6-3 1B	0-0 SH3-1 2B 1B				3	1	2	1	0	0	0		
Stan Page, R OBP: 0.331, SLG: 0.360										0	1	0	0	0	0	0		
Ross Grimsley, L OBP: 0.183, SLG: 0.167			0-0 F6-3		0-0 1B SH1-3 1B	0-0 SH3-1				2	0	1	0	0	0	0		
<b>Inning Stats</b>	R: 0 E: 1 K: 0 S: 3	H: 1 LOB: 1 BB: 0 P: 3	R: 0 E: 0 K: 0 S: 4	H: 2 LOB: 1 BB: 0 P: 4	R: 0 E: 0 K: 0 S: 3	H: 0 LOB: 0 BB: 0 P: 3	R: 3 E: 0 K: 0 S: 6	H: 4 LOB: 1 BB: 0 P: 6	R: 1 E: 0 K: 0 S: 6	H: 3 LOB: 2 BB: 1 P: 6	R: 4 E: 0 K: 0 S: 8	H: 5 LOB: 2 BB: 1 P: 12	R: 0 E: 0 K: 0 S: 1	H: 0 LOB: 0 BB: 0 P: 1	1B: 10 2B: 5 3B: 0 HR: 0	SF: 0 SAC: 2 DP: 1 HBP: 0	WP: 1 PB: 0 SB: 0 CS: 0	PA: 32
<b>PITCHER</b> Mike Bruhart, R ERA: 4.95	IP: 4.2 WLS: L BF: 21 H: 10 R: 4 ER: 4 SO: 4 BB: 0 IBB: 0 HBP: 0 BLK: 0 WP: 0 HR: 0 S: 21 P: 21 ERA: 7.71 WHIP: 2.143																	
Dwight Bernard, R ERA: 3.86	0.2 7 5 4 4 0 0 0 0 0 0 0 7 7 54.00 7.500																	
Paul Siebert, L ERA: 5.54	1.0 4 0 0 0 0 1 0 0 0 0 1 0 3 7 0.00 1.000																	

New York Mets @ Montreal Expos  
Olympic Stadium, Montreal, QB  
Wed Sep 06 1978, 7:05 PM EDT  
Att: 7,894 - Unknown

AB	29
R	8
H	15
RBI	8
BB	1
SO	0
LOB	13













Batter	1	2	3	4	5	6	7	8	9	AB	R	H	RBI	BB	SO	LOB	TOP			
Ivan De Jesus, R OBP: 0.345, SLG: 0.349	6-3		E	P7		6-3		E		3	2	0	0	2	0	1				
Rodney Scott, S OBP: 0.413, SLG: 0.325	1B		P6		F8	2B		1B		1	0	1	0	0	0	0				
Mick Kelleher, R OBP: 0.333, SLG: 0.254	1B		1B		1B	1B		1B		4	0	2	2	0	0	1				
Bobby Murcer, L OBP: 0.379, SLG: 0.412	1B		E9		WP	1B		1B		5	2	5	1	0	0	0				
Mike Vail, R OBP: 0.297, SLG: 0.419	1B		1B		2B	2B		1B		5	1	2	1	0	0	5				
Jerry White, S OBP: 0.364, SLG: 0.271	1B		2B		6-3	6-3		F8		0	0	0	0	0	0	0				
Manny Trillo, R OBP: 0.323, SLG: 0.341	9-2		2B		1B					4	0	1	1	1	0	3				
Gene Clines, R OBP: 0.332, SLG: 0.333			1B		1B			1B		4	0	3	1	1	0	0				
Larry Bittner, L OBP: 0.299, SLG: 0.342			1B		3-1			1B		4	0	1	0	1	0	4				
Tim Blackwell, S OBP: 0.359, SLG: 0.271			G6-4-3		6-3			K		4	1	0	0	1	2	3				
Rick Reuschel, R OBP: 0.169, SLG: 0.164			K		K			4-3		4	0	0	0	0	2	2				
<b>Inning Stats</b>	R: 0 E: 0 K: 0 S: 5	H: 3 LOB: 2 BB: 0 P: 5	R: 0 E: 0 K: 0 S: 2	H: 1 LOB: 0 BB: 1 P: 6	R: 3 E: 1 K: 1 S: 8	H: 3 LOB: 2 BB: 2 P: 16	R: 0 E: 0 K: 1 S: 5	H: 0 LOB: 0 BB: 0 P: 5	R: 1 E: 0 K: 0 S: 13	H: 2 LOB: 2 BB: 1 P: 20	R: 0 E: 0 K: 0 S: 3	H: 0 LOB: 0 BB: 0 P: 3	R: 1 E: 1 K: 1 S: 7	H: 2 LOB: 2 BB: 1 P: 11	R: 0 E: 0 K: 1 S: 7	H: 2 LOB: 2 BB: 0 P: 7	1B: 11 2B: 5 3B: 0 HR: 0	SF: 0 SAC: 1 DP: 2 HBP: 0	WP: 1 PB: 0 SB: 1 CS: 0	PA: 45
<b>PITCHER</b>	IP WLS BF	H R ER SO	BB IBB HBP BLK	WP HR S P	ERA WHIP	<b>PITCHER</b>	IP WLS BF	H R ER SO	BB IBB HBP BLK	WP HR S P	ERA WHIP									
Woodie Fryman, L ERA: 4.01	4.0	7	3	3	2	2	0	0	0	0	20	32	6.75	2.250						
Wayne Twitchell, R ERA: 5.37	3.0	4	2	2	0	2	0	0	0	1	0	21	32	6.00	2.000					
David Palmer, R ERA:	0.2	5	2	1	0	1	0	0	0	0	6	10	0.00	4.500						
Stan Bahnsen, R ERA: 3.99	1.1	6	2	0	0	0	0	0	0	0	8	8	0.00	1.500						

Chicago Cubs @ Montreal Expos  
Olympic Stadium, Montreal, QB  
Sun Sep 10 1978, 3:33 AM EDT  
Att. 14,772 - Sunny - 58 F

AB 38  
R 6  
H 15  
RBI 6  
BB 6  
SO 4  
LOB 19




Batter	1	2	3	4	5	6	7	8	9	AB	R	H	RBI	BB	SO	LOB	BOTTOM					
Dave Cash, R OBP: 0.289, SLG: 0.309	L8		WP	5-3			E6		L8	5	1	1	0	0	0	3						
Andra Dawson, R OBP: 0.300, SLG: 0.433	K		1-3		F8		5-3		3-1	5	0	0	0	0	1	3						
Ellis Valentine, R OBP: 0.333, SLG: 0.493	1B		1-3		K		HR			4	1	2	2	0	1	1						
Tony Perez, R OBP: 0.333, SLG: 0.442	K		4-3		L7		5-3			4	0	0	0	0	1	2						
Warren Cromartie, L OBP: 0.342, SLG: 0.411			1B		1-6-3		1B		G4-6-3	3	1	3	0	1	0	0						
Larry Parrish, R OBP: 0.322, SLG: 0.457			1B		6-3		L3		G4-6-3	4	0	2	0	0	0	2						
Chris Speier, R OBP: 0.335, SLG: 0.336			K		1-6-3		K		4-3	4	0	0	0	0	2	5						
Bob Reece, R OBP: 0.100, SLG: 0.200			K		6-3		K			3	0	0	1	0	2	4						
Tom Hutton, L OBP: 0.328, SLG: 0.323			K				K			0	0	0	0	1	0	0						
Woodie Fryman, R OBP: 0.289, SLG: 0.100			K				K			1	0	0	0	0	1	2						
Del Unser, L OBP: 0.286, SLG: 0.206										0	0	0	0	0	1	0						
Wayne Twitchell, R OBP: 0.169, SLG: 0.087										0	0	0	0	0	0	0						
Stan Bahnsen, R OBP: 0.333, SLG: 0.411										0	0	0	0	0	1	0						
Stan Bahnsen, R OBP: 0.333, SLG: 0.411										0	0	0	0	0	0	0						
Gary Carter, R OBP: 0.333, SLG: 0.411										1	0	0	0	0	1	1						
<b>Inning Stats</b>	R: 0 E: 0 K: 2 S: 8	H: 1 LOB: 1 BB: 0 P: 8	R: 0 E: 0 K: 3 S: 11	H: 2 LOB: 2 BB: 0 P: 11	R: 0 E: 0 K: 0 S: 7	H: 1 LOB: 1 BB: 0 P: 8	R: 1 E: 0 K: 0 S: 8	H: 2 LOB: 2 BB: 1 P: 12	R: 0 E: 0 K: 1 S: 5	H: 0 LOB: 0 BB: 0 P: 5	R: 0 E: 0 K: 2 S: 8	H: 1 LOB: 0 BB: 0 P: 8	R: 2 E: 1 K: 1 S: 14	H: 1 LOB: 0 BB: 0 P: 17	R: 0 E: 0 K: 0 S: 2	H: 0 LOB: 0 BB: 1 P: 6	R: 0 E: 0 K: 1 S: 5	H: 0 LOB: 1 BB: 1 P: 9	1B: 6 2B: 1 3B: 0 HR: 1	SF: 0 SAC: 0 DP: 1 HBP: 0	WP: 1 PB: 0 SB: 1 CS: 0	PA: 38
<b>PITCHER</b>	IP WLS BF	H R ER SO	BB IBB HBP BLK	WP HR S P	ERA WHIP	<b>PITCHER</b>	IP WLS BF	H R ER SO	BB IBB HBP BLK	WP HR S P	ERA WHIP											
Rick Reuschel, R ERA: 3.09	9.0	8	3	1	10	3	0	0	0	1	1	68	84	1.00	1.222							


Chicago Cubs @ Montreal Expos  
Olympic Stadium, Montreal, QB  
Sun Sep 10 1978, 3:33 AM EDT  
Att. 14,772 - Sunny - 58 F

AB 35  
R 3  
H 8  
RBI 3  
BB 3  
SO 10  
LOB 23





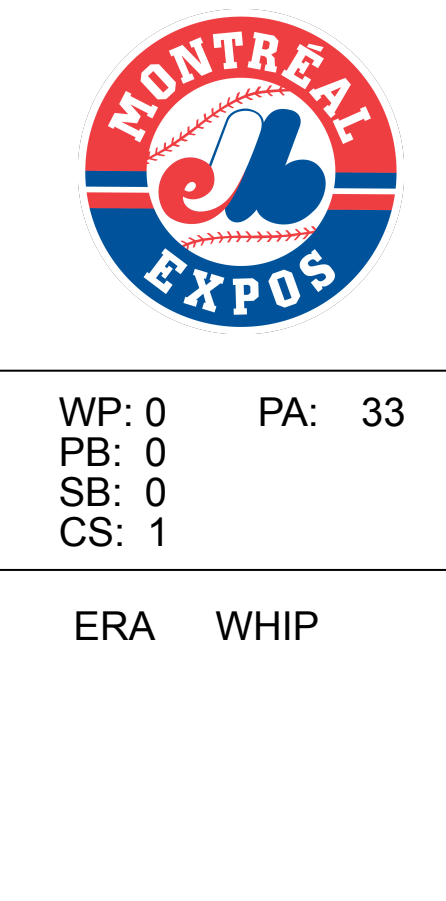
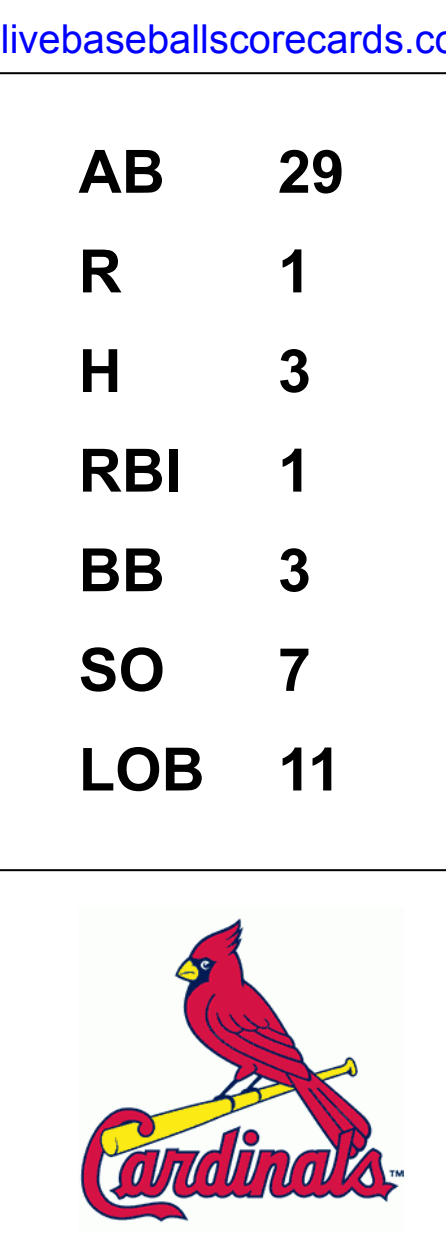
Batter	1	2	3	4	5	6	7	8	9	AB	R	H	RBI	BB	SO	LOB	TOP
<b>Garry Templeton, S</b> (1, 6) OBP: 0.302, SLG: 0.370	0-0 5-3			0-0 4-3			0-0 4-3		0-0 4-3	4	0	0	0	0	0	0	<b>St. Louis Cardinals @ Montreal Expos</b> Olympic Stadium, Montreal, QB Mon Sep 11 1978, 7:05 PM EDT Att: 4,949 - Unknown  <b>AB</b> 29 <b>R</b> 1 <b>H</b> 3 <b>RBI</b> 1 <b>BB</b> 0 <b>SO</b> 1 <b>LOB</b> 2 
<b>Jim Lentine, R</b> (1, 7) <b>Roger Freed, R</b> (9, PH) OBP: 0.273, SLG: 0.370	0-0 F7			0-0 4-3			0-0 4-3		0-0 4-3	3	0	0	0	0	0	0	
<b>Jerry Morales, R</b> (1, 9) OBP: 0.285, SLG: 0.336	0-3 K			0-0 L6			0-0 F7			3	0	0	0	0	1	0	
<b>Ted Simmons, S</b> (1, 2) OBP: 0.376, SLG: 0.527		0-0 1-3			0-0 F9			0-0 6-3		3	0	0	0	0	0	0	
<b>George Hendrick, R</b> (1, 8) OBP: 0.334, SLG: 0.471		0-0 1-3			0-0 F2			0-0 1B 2B		3	1	1	0	0	0	0	
<b>Ken Reitz, R</b> (1, 5) OBP: 0.277, SLG: 0.361		0-0 F9			0-0 F7			0-0 1B 1B		3	0	1	0	0	0	0	
<b>Keith Hernandez, L</b> (1, 3) OBP: 0.349, SLG: 0.388			0-0 6-3		0-0 4-3			0-0 1B 1B G6-4-3		3	0	1	1	0	0	0	
<b>Mike Tyson, R</b> (1, 4) OBP: 0.286, SLG: 0.312			0-0 5-3		0-0 1-3			0-0 G6-4-3 1-2		3	0	0	0	0	0	2	
<b>John Denny, R</b> (1, 1) <b>Tony Scott, S</b> (9, PH) OBP: 0.289, SLG: 0.295			0-0 1-3		0-0 4-3			0-0 F9		2	0	0	0	0	0	0	
<b>Inning Stats</b>	R: 0 E: 0 K: 1 S: 5	H: 0 LOB: 0 BB: 0 P: 5	R: 0 E: 0 K: 0 S: 3	H: 0 LOB: 0 BB: 0 P: 3	R: 0 E: 0 K: 0 S: 3	H: 0 LOB: 0 BB: 0 P: 3	R: 0 E: 0 K: 0 S: 3	H: 0 LOB: 0 BB: 0 P: 3	R: 0 E: 0 K: 0 S: 3	H: 3 LOB: 1 BB: 0 P: 5	R: 0 E: 0 K: 0 S: 3	H: 0 LOB: 0 BB: 0 P: 3	1B: 2 2B: 1 3B: 0 HR: 0	SF: 0 SAC: 0 DP: 1 HBP: 0	WP: 0 PB: 0 SB: 0 CS: 0	PA: 29	
<b>PITCHER</b> <b>Ross Grimsley, L</b> (1, 1) ERA: 3.02	IP: 9.0 WLS: W BF: 29 H: 3 R: 1 ER: 1 SO: 1 BB: 0 IBB: 0 HBP: 0 BLK: 0 WP: 0 HR: 0 S: 31 P: 31 ERA: 1.00 WHIP: 0.333																

Batter	1	2	3	4	5	6	7	8	9	AB	R	H	RBI	BB	SO	LOB	BOTTOM	
<b>Dave Cash, R</b> (1, 4) OBP: 0.290, SLG: 0.310	0-0 5-3		0-0 2B 1B		0-0 FC4 1B			0-0 1-6-3		4	1	2	0	0	0	0	<b>St. Louis Cardinals @ Montreal Expos</b> Olympic Stadium, Montreal, QB Mon Sep 11 1978, 7:05 PM EDT Att: 4,949 - Unknown  <b>AB</b> 30 <b>R</b> 3 <b>H</b> 9 <b>RBI</b> 3 <b>BB</b> 0 <b>SO</b> 3 <b>LOB</b> 7 	
<b>Andra Dawson, R</b> (1, 8) OBP: 0.302, SLG: 0.437	0-0 1-3		0-0 1-H 2B		0-0 FC4 CS			0-0 L6-4 2B		4	0	2	1	0	0	1		
<b>Ellis Valentine, R</b> (1, 9) OBP: 0.330, SLG: 0.490	0-0 F9		0-3 K		0-0 CS	0-0 6-3		0-0 L6-4		4	0	0	0	0	1	2		
<b>Tony Perez, R</b> (1, 3) OBP: 0.335, SLG: 0.444		0-0 G4-6-3 1B		0-0 HR 1B		0-0 6-3		0-0 2-3		3	1	2	0	0	0	0		
<b>Warren Cromartie, L</b> (1, 7) OBP: 0.342, SLG: 0.410		0-0 G4-6-3 1-2		0-3 K		0-0 1B				3	0	1	0	0	1	2		
<b>Gary Carter, R</b> (1, 2) OBP: 0.335, SLG: 0.418		0-0 1B		0-0 2-H HR		0-0 F7				3	1	2	2	0	0	1		
<b>Larry Parrish, R</b> (1, 5) OBP: 0.320, SLG: 0.454		0-0 F9		0-0 F9		0-0 6-3				3	0	0	0	0	0	1		
<b>Chris Speier, R</b> (1, 6) OBP: 0.333, SLG: 0.334			0-3 K2-3		0-0 F8		0-0 L5			3	0	0	0	0	1	0		
<b>Ross Grimsley, L</b> (1, 1) OBP: 0.176, SLG: 0.160			0-0 5-3		0-0 4-3		0-0 4-3			3	0	0	0	0	0	0		
<b>Inning Stats</b>	R: 0 E: 0 K: 0 S: 3	H: 2 LOB: 1 BB: 0 P: 4	R: 1 E: 0 K: 2 S: 9	H: 2 LOB: 1 BB: 0 P: 9	R: 2 E: 0 K: 1 S: 7	H: 2 LOB: 0 BB: 0 P: 7	R: 0 E: 0 K: 0 S: 3	H: 1 LOB: 1 BB: 0 P: 3	R: 0 E: 0 K: 0 S: 4	H: 1 LOB: 0 BB: 0 P: 4	R: 0 E: 0 K: 0 S: 3	H: 0 LOB: 0 BB: 0 P: 3	R: 0 E: 0 K: 0 S: 3	H: 1 LOB: 0 BB: 0 P: 3	1B: 6 2B: 3 3B: 0 HR: 1	SF: 0 SAC: 0 DP: 2 HBP: 0		WP: 0 PB: 0 SB: 1 CS: 1
<b>PITCHER</b> <b>John Denny, R</b> (1, 1) ERA: 3.17	IP: 8.0 WLS: L BF: 30 H: 9 R: 3 ER: 3 SO: 3 BB: 0 IBB: 0 HBP: 0 BLK: 0 WP: 0 HR: 1 S: 36 P: 36 ERA: 3.38 WHIP: 1.125																	



Batter	1	2	3	4	5	6	7	8	9	AB	R	H	RBI	BB	SO	LOB	TOP			
Tony Scott, S (1, 7) OBP: 0.284, SLG: 0.290	K			K	L5			F8		4	0	0	0	0	2	1	<b>St. Louis Cardinals @ Montreal Expos</b> Olympic Stadium, Montreal, QB Tue Sep 12 1978, 7:05 PM EDT Att: 8,672 - Unknown			
Jerry Morales, R (1, 9) OBP: 0.285, SLG: 0.334 Mark Littell, L (8, 1)	K			1B BB			F9	F7		3	1	0	0	1	1	1				
Keith Hernandez, L (1, 3) OBP: 0.348, SLG: 0.387	K			BB 1B			F8	6-3		4	0	1	0	0	1	1				
Ted Simmons, S (1, 2) OBP: 0.375, SLG: 0.524		G4-6-3 HBP		P4			F7		K	3	0	0	0	0	1	2				
George Hendrick, R (1, 8) OBP: 0.333, SLG: 0.469		G4-6-3		BB 1B			F8	5-3		4	0	1	1	0	0	1				
Ken Reitz, R (1, 5) OBP: 0.279, SLG: 0.361		F3		BB 1B				4-3		3	0	1	0	1	0	0				
Mike Tyson, R (1, 4) OBP: 0.283, SLG: 0.309			F9	F7			F8			3	0	0	0	0	0	4				
Mike Ramsey, S (1, 6) Gary Templeton, S (7, PH) OBP: 0.302, SLG: 0.359			F8	F3			K			2	0	0	0	0	0	0				
Pete Vuckovich, R (1, 1) OBP: 0.132, SLG: 0.135 Tom Bruno, R (5, 1) OBP: 0.125, SLG: 0.125 Jerry Mumphrey, S (8, PH) OBP: 0.306, SLG: 0.330		5-3		K				BB		0	0	0	0	0	0	0				
										0	0	0	0	1	0	0				
<b>Inning Stats</b>	R: 0 E: 0 K: 3 S: 9	H: 0 LOB: 0 BB: 0 P: 9	R: 0 E: 0 K: 0 S: 2	H: 0 LOB: 0 BB: 0 P: 3	R: 0 E: 0 K: 0 S: 3	H: 0 LOB: 0 BB: 0 P: 3	R: 1 E: 0 K: 1 S: 7	H: 2 LOB: 2 BB: 2 P: 15	R: 0 E: 0 K: 1 S: 5	H: 0 LOB: 0 BB: 0 P: 5	R: 0 E: 0 K: 0 S: 3	H: 1 LOB: 1 BB: 0 P: 6	R: 0 E: 0 K: 0 S: 3	H: 0 LOB: 1 BB: 1 P: 7	R: 0 E: 0 K: 1 S: 5	H: 0 LOB: 0 BB: 0 P: 5	1B: 3 2B: 0 3B: 0 HR: 0	SF: 0 SAC: 0 DP: 1 HBP: 1	WP: 0 PB: 0 SB: 0 CS: 0	PA: 33
<b>PITCHER</b> Rudy May, L (1, 1) ERA: 4.02	IP: 9.0 WLS: W BF: 33 H: 3 R: 1 ER: 1 SO: 7 BB: 3 IBB: 0 HBP: 1 BLK: 0 WP: 0 HR: 0 S: 43 P: 56 ERA: 1.00 WHIP: 0.667																			

Batter	1	2	3	4	5	6	7	8	9	AB	R	H	RBI	BB	SO	LOB	BOTTOM			
Dave Cash, R (1, 4) OBP: 0.290, SLG: 0.313 Pepe Frias, R (9, 4) OBP: 0.250, SLG: 0.533	L5		K		2B 3B		6-3			4	1	1	1	0	1	0	<b>St. Louis Cardinals @ Montreal Expos</b> Olympic Stadium, Montreal, QB Tue Sep 12 1978, 7:05 PM EDT Att: 8,672 - Unknown			
Andra Dawson, R (1, 8) OBP: 0.303, SLG: 0.441	5-3			F9	SF8 2B			2B		4	1	2	1	0	0	0				
Ellis Valentine, R (1, 9) OBP: 0.330, SLG: 0.489	K			1B 1B	SF8		F3			3	1	1	1	0	1	1				
Tony Perez, R (1, 3) OBP: 0.338, SLG: 0.446 Tom Hutton, L (9, 3) OBP: 0.326, SLG: 0.323		1B FC5-4 1B		1B 1B	1B		F9			4	1	3	0	0	0	0				
Warren Cromartie, L (1, 7) OBP: 0.341, SLG: 0.409		FC5-4 1B		K	F7		F7			4	0	1	0	0	1	3				
Gary Carter, R (1, 2) OBP: 0.335, SLG: 0.417		FC5-4 CS		1B	1B		K	K		4	0	1	2	0	2	1				
Larry Parrish, R (1, 5) OBP: 0.318, SLG: 0.451		5-3		F8			K	K		3	0	0	0	0	1	3				
Chris Speier, R (1, 6) OBP: 0.333, SLG: 0.334			K		SH5-4 3B 1B		4-3			3	1	1	0	0	1	0				
Rudy May, L (1, 1) OBP: 0.220, SLG: 0.211			K		SH5-4		G3			2	0	0	0	0	1	0				
										0	0	0	0	0	0	0				
<b>Inning Stats</b>	R: 0 E: 0 K: 1 S: 5	H: 0 LOB: 0 BB: 0 P: 5	R: 1 E: 0 K: 0 S: 4	H: 2 LOB: 0 BB: 0 P: 4	R: 0 E: 0 K: 3 S: 9	H: 0 LOB: 0 BB: 0 P: 9	R: 1 E: 0 K: 1 S: 8	H: 3 LOB: 2 BB: 0 P: 8	R: 3 E: 0 K: 0 S: 7	H: 4 LOB: 1 BB: 0 P: 7	R: 0 E: 0 K: 2 S: 7	H: 0 LOB: 0 BB: 0 P: 7	R: 0 E: 0 K: 0 S: 4	H: 1 LOB: 1 BB: 0 P: 4	R: 0 E: 0 K: 1 S: 5	H: 0 LOB: 0 BB: 0 P: 5	1B: 7 2B: 2 3B: 1 HR: 0	SF: 1 SAC: 1 DP: 0 HBP: 0	WP: 0 PB: 0 SB: 0 CS: 1	PA: 33
<b>PITCHER</b> Pete Vuckovich, R (1, 1) ERA: 2.54 Tom Bruno, R (5, 1) ERA: 1.23 Mark Littell, R (8, 1) ERA: 2.91	IP: 4.2 WLS: L BF: 22 H: 9 R: 5 ER: 5 SO: 5 BB: 0 IBB: 0 HBP: 0 BLK: 0 WP: 0 HR: 0 S: 32 P: 32 ERA: 9.64 WHIP: 1.929																			





Batter	1	2	3	4	5	6	7	8	9	AB	R	H	RBI	BB	SO	LOB	TOP								
Dave Cash, R OBP: 0.288, SLG: 0.312 Pepe Frias, R OBP: 0.250, SLG: 0.533	(1,4) X F8		(2) X F7		(3) X L3		(1) X 1-3		(1) X WP 1B	5	0	1	0	0	0	1									
Andra Dawson, R OBP: 0.302, SLG: 0.439	(1,8) X 6-3 1B		(3) X F9			(1) X 6-3	(2) X 6-3		(3) X K	5	0	1	0	0	1	2									
Ellis Valentine, R OBP: 0.333, SLG: 0.495	(1,9) X 6-3 1-2									3	2	2	1	1	0	1									
Tony Perez, R OBP: 0.337, SLG: 0.444	(1,3) X F9									4	1	1	0	0	1	2									
Warren Cromartie, L OBP: 0.342, SLG: 0.410										3	0	2	1	0	0	0									
Gary Carter, R OBP: 0.336, SLG: 0.423										3	1	1	2	1	0	2									
Larry Parrish, R OBP: 0.318, SLG: 0.449										4	0	1	0	0	2	1									
Chris Speier, R OBP: 0.335, SLG: 0.334										3	0	1	0	1	0	0									
Scott Sanderson, R OBP: 0.167, SLG: 0.167 Mike Garman, R (9, 1)										4	0	0	0	0	3	3									
										0	0	0	0	0	0	0									
<b>Inning Stats</b>	R: 0 E: 0 K: 0 S: 4	H: 1 LOB: 1 BB: 0 P: 4	R: 0 E: 0 K: 0 S: 3	H: 1 LOB: 0 BB: 0 P: 3	R: 0 E: 0 K: 1 S: 6	H: 1 LOB: 1 BB: 0 P: 6	R: 1 E: 0 K: 2 S: 8	H: 1 LOB: 1 BB: 1 P: 12	R: 0 E: 0 K: 1 S: 5	H: 0 LOB: 0 BB: 0 P: 5	R: 3 E: 0 K: 1 S: 9	H: 4 LOB: 2 BB: 1 P: 13	R: 0 E: 0 K: 0 S: 3	H: 0 LOB: 0 BB: 0 P: 7	R: 0 E: 0 K: 1 S: 5	H: 1 LOB: 0 BB: 0 P: 5	R: 0 E: 0 K: 1 S: 6	H: 1 LOB: 1 BB: 0 P: 6	1B: 8 2B: 0 3B: 0 HR: 2	SF: 1 SAC: 0 DP: 1 HBP: 0	WP: 1 PB: 0 SB: 1 CS: 1	PA: 38			
<b>PITCHER</b>	IP	WLS	BF	H	R	ER	SO	BB	IBB	HBP	BLK	WP	HR	S	P	ERA	WHIP								
Nino Espinosa, R ERA: 4.67 Dwight Bernard, R ERA: 3.57	(1, 1) 7.0	L 31	8 31	8 8	4 4	4 4	5 5	3 3	0 0	0 0	0 0	0 0	2 2	38 38	50 50	5.14 0.00	1.571 1.000								

Montreal Expos @ New York Mets  
Shea Stadium, Flushing, NY  
Wed Sep 13 1978, 7:05 PM EDT  
Att: 4,302 - Unknown

AB	34
R	4
H	10
RBI	4
BB	3
SO	7
LOB	12



Batter	1	2	3	4	5	6	7	8	9	AB	R	H	RBI	BB	SO	LOB	BOTTOM								
Lee Mazzilli, S OBP: 0.348, SLG: 0.425	(1,8) X E S 1B		(3) X F5						(2) X FC6-4 E S	5	1	2	0	0	0	4									
Elliott Maddox, R OBP: 0.380, SLG: 0.338 Dwight Bernard, R OBP: 0.500, SLG: 0.333 Ron Hodges, L OBP: 0.353, SLG: 0.315 Dan Norman, R OBP: 0.267, SLG: 0.667	(1,9) X K		(1) X P5		(2) X F2		(3) X G3		(1) X BB	4	0	0	0	0	1	2									
Steve Henderson, R OBP: 0.338, SLG: 0.409	(1,7) X S 1B		(1) X E6		(3) X 6-3				(1) X 4-3	5	0	1	1	1	0	2									
Willie Montanez, L OBP: 0.320, SLG: 0.405	(1,3) X F7		(2) X F8						(2) X G3	4	0	1	0	0	0	2									
John Stearns, R OBP: 0.362, SLG: 0.410	(1,2) X K		(3) X K						(1) X F8	4	0	1	0	0	2	3									
Joel Youngblood, R OBP: 0.297, SLG: 0.470									(2) X F8	4	1	2	1	0	0	2									
Lenny Randle, S OBP: 0.335, SLG: 0.322									(3) X F8	3	0	0	0	1	0	1									
Sergio Ferrer, S OBP: 0.176, SLG: 0.125 Ed Kranepool, L OBP: 0.273, SLG: 0.289 Gil Flores, R OBP: 0.300, SLG: 0.125	(1,6) X K		(1) X F9		(2) X K		(1) X K		(1) X FC6-4 BB E 1B	3	0	0	0	0	2	2									
Nino Espinosa, R OBP: 0.226, SLG: 0.262 Bruce Boisclair, L OBP: 0.294, SLG: 0.320	(1,1) X K		(2) X K		(3) X K		(2) X K		(1) X FC6-4 BB	2	0	0	0	0	2	2									
									(1) X BB	1	0	0	0	1	1	0									
<b>Inning Stats</b>	R: 1 E: 0 K: 2 S: 9	H: 2 LOB: 1 BB: 0 P: 9	R: 0 E: 0 K: 2 S: 8	H: 1 LOB: 2 BB: 1 P: 12	R: 0 E: 1 K: 1 S: 6	H: 0 LOB: 1 BB: 0 P: 6	R: 1 E: 0 K: 1 S: 6	H: 1 LOB: 0 BB: 0 P: 6	R: 0 E: 0 K: 0 S: 3	H: 0 LOB: 0 BB: 0 P: 3	R: 0 E: 0 K: 0 S: 4	H: 1 LOB: 1 BB: 0 P: 4	R: 0 E: 0 K: 2 S: 8	H: 1 LOB: 1 BB: 0 P: 8	R: 0 E: 0 K: 0 S: 4	H: 1 LOB: 1 BB: 0 P: 4	R: 0 E: 0 K: 0 S: 4	H: 1 LOB: 2 BB: 2 P: 12	1B: 6 2B: 1 3B: 0 HR: 1	SF: 0 SAC: 0 DP: 0 HBP: 0	WP: 0 PB: 0 SB: 4 CS: 0	PA: 39			
<b>PITCHER</b>	IP	WLS	BF	H	R	ER	SO	BB	IBB	HBP	BLK	WP	HR	S	P	ERA	WHIP								
Scott Sanderson, R ERA: 2.75 Mike Garman, R ERA: 4.59	(1, 1) 8.1	W 36	8 36	8 8	3 3	1 1	8 8	2 2	0 0	0 0	0 0	0 0	1 1	50 50	58 58	1.08 0.00	1.200 1.500								

Montreal Expos @ New York Mets  
Shea Stadium, Flushing, NY  
Wed Sep 13 1978, 7:05 PM EDT  
Att: 4,302 - Unknown

AB	36
R	3
H	8
RBI	2
BB	3
SO	8
LOB	20






Batter	1	2	3	4	5	6	7	8	9	AB	R	H	RBI	BB	SO	LOB	TOP			
Dave Cash, R OBP: 0.290, SLG: 0.313 (1,4)	L4	BB 1B	1-3			5-3 1B		6-3		5	0	2	1	0	0	1				
Andra Dawson, R OBP: 0.300, SLG: 0.436 (1,8)	K	SF7			6-3	5-3			K	4	0	0	1	0	2	1				
Ellis Valentine, R OBP: 0.333, SLG: 0.495 (1,9)	K	BB				5-3			6-3	4	0	1	0	1	1	1				
Tony Perez, R OBP: 0.336, SLG: 0.448 (1,3)		HR			F7				4-3	5	1	1	1	0	0	4				
Warren Cromartie, L OBP: 0.343, SLG: 0.413 (1,7)		BB 2B	1B		F6				F2	4	2	2	0	0	0	1				
Gary Carter, R OBP: 0.341, SLG: 0.428 (1,2)		BB 1B	1B			WP K 2B			FC5-4 1B	3	2	3	0	1	0	0				
Larry Parrish, R OBP: 0.317, SLG: 0.448 (1,5)		F7	1-3 2-H			K 2-H			FC5-4	4	0	1	1	0	1	4				
Chris Speier, R OBP: 0.336, SLG: 0.334 (1,6)		1B BB			4-3				4-3	3	1	1	1	1	0	0				
Dan Schatzeder, L OBP: 0.286, SLG: 0.375 (1,1)		1-2 2-3 3-H							4-3	1	0	0	1	1	1	1				
Randy Miller, R (4,1)		BB 1B							4-3	1	0	0	0	0	1	0				
Stan Bahnsen, R OBP: 0.091, SLG: 0.091 (6,1)		BB 1B							4-3	0	0	0	0	0	0	0				
Del Unser, L (8,PH)		BB 1B							4-3	1	0	0	0	0	0	0				
Bill Atkinson, L OBP: 0.500, SLG: 0.500 (8,1)		1-2 2-3 3-H							4-3	0	0	0	0	0	0	0				
<b>Inning Stats</b>	R: 0 E: 0 K: 2 S: 7	H: 0 LOB: 0 BB: 0 P: 7	R: 4 E: 0 K: 0 S: 6	H: 3 LOB: 3 BB: 4 P: 22	R: 2 E: 0 K: 1 S: 8	H: 4 LOB: 1 BB: 0 P: 8	R: 0 E: 0 K: 0 S: 4	H: 1 LOB: 1 BB: 0 P: 4	R: 0 E: 0 K: 1 S: 5	H: 1 LOB: 0 BB: 0 P: 5	R: 0 E: 0 K: 0 S: 4	H: 1 LOB: 1 BB: 0 P: 4	R: 0 E: 0 K: 0 S: 3	H: 0 LOB: 0 BB: 0 P: 3	R: 0 E: 0 K: 1 S: 5	H: 0 LOB: 0 BB: 0 P: 5	1B: 7 2B: 3 3B: 0 HR: 1	SF: 1 SAC: 0 DP: 0 HBP: 0	WP: 1 PB: 0 CS: 0	PA: 40
<b>PITCHER</b>	IP WLS BF H R ER SO BB IBB HBP BLK WP HR S P ERA WHIP																			
Kevin Kobel, L (1,1)	1.2	11	3	4	4	2	3	0	0	0	0	0	0	1	12	24	21.60	3.600		
Roy Lee Jackson, R (2,1)	1.1		8	4	2	2	1	0	0	0	0	0	0	0	9	13	13.50	3.750		
Juan Berenguer, R (4,1)	1.0		4	1	0	0	0	0	0	0	0	0	0	4	4	0.00	1.000			
Mardie Comejo, R (5,1)	2.0	W	7	2	0	0	2	0	0	0	0	1	0	11	11	0.00	1.000			
Dale Murray, R (7,1)	3.0	S	10	1	0	0	1	0	0	0	0	0	0	12	12	0.00	0.333			

**Montreal Expos @ New York Mets**  
 Shea Stadium, Flushing, NY  
 Thu Sep 14 1978, 7:05 PM EDT  
 Att: 3,710 - Unknown


AB	35
R	6
H	11
RBI	6
BB	4
SO	6
LOB	13



Batter	1	2	3	4	5	6	7	8	9	AB	R	H	RBI	BB	SO	LOB	BOTTOM			
Gil Flores, R OBP: 0.333, SLG: 0.200 (1,8)	6-3									2	1	1	1	0	0	0				
Lee Mazzilli, S (4,PH)										1	1	0	1	1	0	0				
Elliott Maddox, R OBP: 0.380, SLG: 0.336 (1,5)										2	0	0	0	1	1	1				
Mardie Comejo, R (5,1)										0	0	0	0	0	0	0				
Ed Kranepool, L OBP: 0.291, SLG: 0.338 (6,PH)										1	1	1	3	0	0	0				
Dale Murray, R (7,1)										1	0	0	0	0	1	0				
Steve Henderson, R OBP: 0.336, SLG: 0.406 (1,7)										4	0	0	0	0	2	2				
Willie Montanez, L OBP: 0.321, SLG: 0.405 (1,3)										4	0	2	1	0	0	0				
John Stearns, R OBP: 0.363, SLG: 0.410 (1,2)										3	0	1	0	1	1	3				
Dan Norman, R OBP: 0.283, SLG: 0.579 (1,9)										4	0	1	0	0	1	2				
Joel Youngblood, R OBP: 0.304, SLG: 0.470 (1,4)										2	2	1	0	2	1	1				
Sergio Ferrer, S (1,6)										2	2	1	1	1	1	2				
Kevin Kobel, R (1,1)										0	0	0	0	0	0	0				
Roy Lee Jackson, R (2,1)										0	0	0	0	0	0	0				
Butch Benton, R (3,PH)										1	0	0	0	0	0	1				
Juan Berenguer, R (4,1)										0	0	0	0	0	0	0				
Lenny Rendle, S (5,9)										2	0	0	0	1	1	1				
<b>Inning Stats</b>	R: 0 E: 0 K: 2 S: 7	H: 0 LOB: 0 BB: 0 P: 7	R: 0 E: 0 K: 3 S: 10	H: 1 LOB: 1 BB: 0 P: 10	R: 2 E: 1 K: 0 S: 5	H: 2 LOB: 2 BB: 2 P: 13	R: 2 E: 0 K: 0 S: 4	H: 1 LOB: 1 BB: 2 P: 12	R: 0 E: 0 K: 1 S: 6	H: 1 LOB: 1 BB: 0 P: 6	R: 3 E: 0 K: 1 S: 7	H: 2 LOB: 0 BB: 1 P: 11	R: 0 E: 1 K: 1 S: 5	H: 1 LOB: 2 BB: 2 P: 13	R: 0 E: 0 K: 1 S: 5	H: 0 LOB: 0 BB: 0 P: 5	1B: 6 2B: 0 3B: 1 HR: 1	SF: 1 SAC: 1 DP: 0 HBP: 0	WP: 0 PB: 0 CS: 1	PA: 38
<b>PITCHER</b>	IP WLS BF H R ER SO BB IBB HBP BLK WP HR S P ERA WHIP																			
Dan Schatzeder, L (1,1)	3,1		18	4	4	4	5	4	0	0	0	0	0	0	24	40	10.80	2.400		
Randy Miller, R (4,1)	2,1	L	11	3	3	3	2	1	0	0	0	0	0	1	14	18	11.57	1.714		
Stan Bahnsen, R (6,1)	1,1		6	1	0	0	1	2	0	0	0	0	0	6	14	0.00	2.250			
Bill Atkinson, R (8,1)	1,0		3	0	0	0	1	0	0	0	0	0	0	5	5	0.00	0.000			

**Montreal Expos @ New York Mets**  
 Shea Stadium, Flushing, NY  
 Thu Sep 14 1978, 7:05 PM EDT  
 Att: 3,710 - Unknown

AB	29
R	7
H	8
RBI	7
BB	7
SO	9
LOB	13





Batter	1	2	3	4	5	6	7	8	9	AB	R	H	RBI	BB	SO	LOB	TOP										
Dave Cash, R OBP: 0.288, SLG: 0.310 (1,4)	5-3		E5		5-3			F8	F9	5	0	0	0	0	0	2											
Andra Dawson, R OBP: 0.302, SLG: 0.436 (1,8)	1B		K					1B	P4	4	1	2	0	1	1	3											
Ellis Valentine, R OBP: 0.332, SLG: 0.493 (1,9)	K		L5					1B	K	5	0	1	0	0	2	5											
Tony Perez, R OBP: 0.335, SLG: 0.446 (1,3)	P3		1-3					1B		4	0	1	1	0	1	4											
Warren Cromartie, L OBP: 0.343, SLG: 0.412 (1,7)		F7			3-1					4	0	1	0	0	1	2											
Gary Carter, R OBP: 0.340, SLG: 0.427 (1,2)		FC5			F2			K		4	0	1	0	0	1	5											
Larry Parrish, R OBP: 0.317, SLG: 0.446 (1,5)		FC5			F8			F2		4	0	1	0	0	1	3											
Chris Speier, R OBP: 0.335, SLG: 0.333 (1,6)		FC5			L4			6-3		4	0	1	0	0	0	2											
Woodie Fryman, R ERA: 4.23 Wayne Twitchell, R ERA: 5.99 David Palmer, R ERA: 2.00 Bob James, R ERA: 18.00 Dorold Knowles, L ERA: 2.42		K			K			4-3		3	0	0	0	0	0	0											
<b>Inning Stats</b>	R: 0 E: 0 K: 1 S: 6	H: 1 LOB: 1 BB: 0 P: 6	R: 0 E: 0 K: 1 S: 7	H: 2 LOB: 2 BB: 0 P: 7	R: 0 E: 1 K: 1 S: 6	H: 0 LOB: 1 BB: 0 P: 6	R: 0 E: 0 K: 0 S: 3	H: 0 LOB: 0 BB: 0 P: 3	R: 0 E: 0 K: 2 S: 5	H: 0 LOB: 0 BB: 1 P: 5	R: 0 E: 1 K: 2 S: 8	H: 0 LOB: 2 BB: 1 P: 12	R: 0 E: 0 K: 0 S: 3	H: 0 LOB: 0 BB: 0 P: 3	R: 1 E: 0 K: 2 S: 11	H: 4 LOB: 3 BB: 0 P: 11	R: 0 E: 0 K: 1 S: 7	H: 2 LOB: 2 BB: 0 P: 7	1B: 9 2B: 0 3B: 0 HR: 0	SF: 0 SAC: 0 DP: 0 HBP: 0	WP: 0 PB: 0 CS: 0	PA: 39					
<b>PITCHER</b>	IP	WLS	BF	H	R	ER	SO	BB	IBB	HBP	BLK	WP	HR	S	P	ERA	WHIP										
Bruce Kison, R ERA: 3.18 (1,1)	7.1	W	32	7	1	1	6	1	0	0	0	0	0	43	47	1.23	1.091										
Ed Whitson, R ERA: 2.02 (8,1)	0.2		4	2	0	0	2	0	0	0	0	0	0	8	8	0.00	3.000										
Kent Tekulve, R ERA: 1.85 (9,1)	1.0		3	0	0	0	1	0	0	0	0	0	0	5	5	0.00	0.000										

**Montreal Expos @ Pittsburgh Pirates**  
**Three Rivers Stadium, Pittsburgh, PA**  
 Fri Sep 15 1978, 7:05 PM EDT  
 Att: 15,146 - Unknown

AB 38  
 R 1  
 H 9  
 RBI 1  
 BB 1  
 SO 9  
 LOB 28



Batter	1	2	3	4	5	6	7	8	9	AB	R	H	RBI	BB	SO	LOB	BOTTOM										
Frank Taveras, R OBP: 0.314, SLG: 0.351 (1,6)	K	1-3		6-3						3	0	0	0	1	1	0											
Omar Moreno, L OBP: 0.334, SLG: 0.299 (1,8)	1B		F7	F8				K		4	1	1	0	0	1	1											
Dave Parker, L OBP: 0.374, SLG: 0.547 (1,9)	HR									3	1	2	0	0	0	0											
Steve Bnye, R OBP: 0.302, SLG: 0.319 (6,9)	FC5-4			HR				F9		1	0	0	0	0	0	1											
Bill Robinson, R OBP: 0.295, SLG: 0.406 (1,7)	FC5-4			HR				F9		4	2	1	2	0	0	3											
Willie Stargell, L OBP: 0.379, SLG: 0.572 (1,3)	HR		F8						1-3	3	1	0	0	1	0	0											
Phil Garner, R OBP: 0.357, SLG: 0.410 (1,4)	HR			1B				5-3		3	1	2	4	1	0	0											
Dale Berra, R OBP: 0.281, SLG: 0.355 (1,5)	F8							5-3		4	0	1	0	0	0	1											
Duffy Dyer, R OBP: 0.299, SLG: 0.273 (1,2)		F9								3	0	1	0	0	1	2											
Bruce Kison, R OBP: 0.315, SLG: 0.231 (1,1)										3	0	0	0	0	1	1											
Ed Whitson, R OBP: 0.182, SLG: 0.182 (8,1)										0	0	0	0	0	0	0											
Kent Tekulve, R OBP: 0.095, SLG: 0.095 (9,1)										0	0	0	0	0	0	0											
<b>Inning Stats</b>	R: 4 E: 0 K: 1 S: 8	H: 3 LOB: 0 BB: 1 P: 12	R: 0 E: 0 K: 1 S: 5	H: 0 LOB: 0 BB: 0 P: 5	R: 2 E: 0 K: 1 S: 8	H: 3 LOB: 2 BB: 1 P: 12	R: 0 E: 0 K: 0 S: 3	H: 0 LOB: 0 BB: 0 P: 3	R: 0 E: 0 K: 0 S: 4	H: 2 LOB: 1 BB: 0 P: 4	R: 0 E: 0 K: 1 S: 5	H: 0 LOB: 1 BB: 1 P: 9	R: 0 E: 0 K: 0 S: 3	H: 0 LOB: 0 BB: 0 P: 3	R: 0 E: 0 K: 0 S: 3	H: 0 LOB: 0 BB: 0 P: 3	1B: 4 2B: 2 3B: 0 HR: 2	SF: 0 SAC: 0 DP: 1 HBP: 0	WP: 0 PB: 0 CS: 0	PA: 34							
<b>PITCHER</b>	IP	WLS	BF	H	R	ER	SO	BB	IBB	HBP	BLK	WP	HR	S	P	ERA	WHIP										
Woodie Fryman, L ERA: 4.23 (1,1)	1.0	L	7	3	4	4	1	1	0	0	0	0	1	8	12	6.00	1.333										
Wayne Twitchell, R ERA: 5.99 (2,1)	3.0		13	3	2	2	2	1	0	0	0	0	1	16	20	6.00	1.333										
David Palmer, R ERA: 2.00 (5,1)	2.0		7	2	0	0	0	0	0	0	0	0	0	7	7	0.00	1.000										
Bob James, R ERA: 18.00 (7,1)	1.0		4	0	0	0	1	1	0	0	0	0	0	5	9	0.00	1.000										
Dorold Knowles, L ERA: 2.42 (8,1)	1.0		3	0	0	0	0	0	0	0	0	0	0	3	3	0.00	0.000										

**Montreal Expos @ Pittsburgh Pirates**  
**Three Rivers Stadium, Pittsburgh, PA**  
 Fri Sep 15 1978, 7:05 PM EDT  
 Att: 15,146 - Unknown

AB 31  
 R 6  
 H 8  
 RBI 6  
 BB 3  
 SO 4  
 LOB 9





Batter	1	2	3	4	5	6	7	8	9	AB	R	H	RBI	BB	SO	LOB	TOP			
Dave Cash, R OBP: 0.288, SLG: 0.310 (1,4)	F9		F9					SF9		3	0	1	1	0	0	0	<b>Montreal Expos @ Pittsburgh Pirates</b> Three Rivers Stadium, Pittsburgh, PA Sat Sep 16 1978, 3:33 AM EDT Att: 8,079 - Unknown			
Andra Dawson, R OBP: 0.302, SLG: 0.435 (1,8)	1B			6-3		F3		P6		4	0	1	0	0	0	2				
Ellis Valentine, R OBP: 0.332, SLG: 0.491 (1,9)	K			F8				F9		4	1	1	0	0	1	2				
Tony Perez, R OBP: 0.335, SLG: 0.451 (1,3)	4-3			F8				1B		4	1	1	2	0	0	1				
Warren Cromartie, L OBP: 0.342, SLG: 0.416 (1,7)		K			F8			K		4	1	1	1	0	2	0				
Gary Carter, R OBP: 0.338, SLG: 0.424 Bob Reece, R OBP: 0.182, SLG: 0.273 (7,2)		F8			K			F3		3	0	0	0	0	1	0				
Larry Parrish, R OBP: 0.316, SLG: 0.447 (1,5)		L7			5-3			5-3		4	0	1	1	0	0	0				
Chris Speier, R OBP: 0.335, SLG: 0.335 (1,6)				F9				F9		4	1	1	0	0	0	1				
Ross Grimsley, L Stan Bahnsen, R Del Unser, L Randy Miller, R Bill Atkinson, L Tom Hutton, R Bob James, R Stan Page, R			1-3			3-1				1	0	0	0	0	0	0				
<b>Inning Stats</b>	R: 0 E: 0 K: 1 S: 6	H: 1 LOB: 1 BB: 0 P: 6	R: 0 E: 0 K: 1 S: 5	H: 0 LOB: 0 BB: 0 P: 5	R: 0 E: 0 K: 0 S: 3	H: 0 LOB: 0 BB: 0 P: 3	R: 0 E: 0 K: 0 S: 3	H: 0 LOB: 0 BB: 0 P: 3	R: 0 E: 0 K: 1 S: 4	H: 1 LOB: 1 BB: 0 P: 4	R: 2 E: 0 K: 1 S: 7	H: 2 LOB: 2 BB: 0 P: 7	R: 1 E: 0 K: 0 S: 4	H: 1 LOB: 1 BB: 0 P: 8	R: 2 E: 0 K: 0 S: 6	H: 3 LOB: 1 BB: 0 P: 6		1B: 4 2B: 2 3B: 0 HR: 2	SF: 1 SAC: 0 DP: 0 HBP: 0	WP: 1 PB: 0 SB: 1 CS: 0
<b>PITCHER</b>	IP WLS BF H R ER SO BB IBB HBP BLK WP HR S P ERA WHIP																			
Don Robinson, R ERA: 3.58 (1,1)	8.1 W 34 8 5 5 4 1 0 0 0 0 1 2 41 45 5.40 1.080																			
Ed Whitson, R ERA: 2.6 (9,1)	0.2 2 0 0 0 0 0 0 0 0 0 0 0 2 2 0.00 0.000																			


AB	34
R	5
H	8
RBI	5
BB	1
SO	4
LOB	7




Batter	1	2	3	4	5	6	7	8	9	AB	R	H	RBI	BB	SO	LOB	BOTTOM	
Frank Taveras, R OBP: 0.318, SLG: 0.358 (1,6)	2B	F2		E		2B	BB			5	3	4	0	0	0	1	<b>Montreal Expos @ Pittsburgh Pirates</b> Three Rivers Stadium, Pittsburgh, PA Sat Sep 16 1978, 3:33 AM EDT Att: 8,079 - Unknown	
Omar Moreno, L OBP: 0.335, SLG: 0.301 (1,8)	1B	F8		F7		3B	1B			3	2	1	1	1	0	2		
Dave Parker, L OBP: 0.378, SLG: 0.555 (1,9)	2B			1B		E3	BB			4	2	3	4	1	0	0		
Bill Robinson, R OBP: 0.294, SLG: 0.404 (1,7)	1B	F8		P6		1B	K			5	1	1	0	0	2	5		
Willie Stargell, L OBP: 0.382, SLG: 0.572 (1,3)	1B			1B		1B	K			5	0	3	2	0	1	1		
Phil Garner, R OBP: 0.356, SLG: 0.409 (1,4)	1B			1B		SF9	1B			4	0	1	1	0	0	1		
Dale Berra, R OBP: 0.294, SLG: 0.366 (1,5)				1B		1B				5	1	3	0	0	0	3		
Ed Ott, L OBP: 0.322, SLG: 0.426 (1,2)	1B			2B		2B				4	2	2	0	1	0	2		
Don Robinson, R OBP: 0.221, SLG: 0.247 Ed Whitson, R OBP: 0.182, SLG: 0.182 (9,1)	1B			2B		2B				3	1	1	1	0	1	3		
<b>Inning Stats</b>	R: 2 E: 0 K: 0 S: 6	H: 3 LOB: 1 BB: 0 P: 6	R: 1 E: 0 K: 1 S: 7	H: 3 LOB: 1 BB: 0 P: 7	R: 1 E: 1 K: 0 S: 5	H: 2 LOB: 2 BB: 1 P: 9	R: 0 E: 0 K: 0 S: 4	H: 1 LOB: 2 BB: 1 P: 8	R: 3 E: 1 K: 2 S: 10	H: 4 LOB: 1 BB: 0 P: 7	R: 4 E: 1 K: 2 S: 10	H: 3 LOB: 0 BB: 1 P: 14	R: 0 E: 0 K: 1 S: 6	H: 1 LOB: 1 BB: 0 P: 6	1B: 12 2B: 6 3B: 1 HR: 0	SF: 1 SAC: 3 DP: 0 HBP: 0		WP: 2 PB: 0 SB: 2 CS: 2
<b>PITCHER</b>	IP WLS BF H R ER SO BB IBB HBP BLK WP HR S P ERA WHIP																	
Ross Grimsley, L ERA: 3.14 (1,1)	2.1 L 15 3 1 0 0 1 1 0 0 0 0 0 10 18 0.00 1.500																	
Stan Bahnsen, R ERA: 3.77 (3,1)	12 3 1 0 0 1 1 0 0 0 0 0 10 18 0.00 1.500																	
Randy Miller, R ERA: 10.29 (6,1)	10 6 6 6 0 0 0 0 0 0 0 0 10 10 54.00 6.000																	
Bill Atkinson, R ERA: 4.26 (7,1)	4 1 1 0 2 1 0 0 0 0 0 0 7 11 0.00 2.000																	
Bob James, R ERA: 12.0 (8,1)	4 1 0 0 1 0 0 0 0 0 1 0 6 6 0.00 1.000																	





Batter	1	2	3	4	5	6	7	8	9	AB	R	H	RBI	BB	SO	LOB	TOP					
Stan Papi, R OBP: 0.313, SLG: 0.339 (1,4)	0-0 1-3		0-3 K			0-0 F7		0-0 E6		4	0	0	0	0	1	1	<b>Montreal Expos @ Pittsburgh Pirates</b> Three Rivers Stadium, Pittsburgh, PA Sun Sep 17 1978, 3:33 AM EDT Att: 8,544 - Unknown 					
Tom Hutton, L OBP: 0.326, SLG: 0.317 (1,3)	0-0 1-3			0-0 6-3		4-0 FC4 BB		0-0 6-3		3	0	0	0	1	0	1						
Ellis Valentine, R OBP: 0.333, SLG: 0.496 (1,9)	0-3 K			0-0 G4-6-3 1B		0-0 FC4 1-2		0-0 HR		4	1	2	1	0	1	1						
Gary Carter, R OBP: 0.336, SLG: 0.421 (1,2)		0-0 F7		0-0 G4-6-3 1-2		0-3 K		0-0 P4		4	0	0	0	0	1	1						
Warren Cromartie, L OBP: 0.342, SLG: 0.420 (1,7)		0-0 G3			0-0 HR	0-0 4-3		0-0 F7		4	1	1	1	0	0	0						
Del Unser, L OBP: 0.290, SLG: 0.258 (1,8)		0-0 G3			4-0 G1-4-3 BB	0-0 1-3		0-0 F8		3	0	0	0	1	0	0						
Larry Parrish, R OBP: 0.318, SLG: 0.450 (1,5)			0-0 G3 1B		0-0 G1-4-3 1-2			0-0 E 2B		3	1	2	0	0	0	1						
Chris Speier, R OBP: 0.333, SLG: 0.333 (1,6)			0-0 G3		0-0 F9			0-0 1-3		3	0	0	0	0	0	2						
Rudy May, L OBP: 0.214, SLG: 0.205 (1,1)			0-3 K			0-0 6-3		0-0 F8		1	0	0	0	0	1	1						
Sam Mejias, R OBP: 0.235, SLG: 0.224 (6,PH)										1	0	0	0	0	0	0						
David Palmer, R (6,PH)										0	0	0	0	0	0	0						
Tony Perez, R OBP: 0.334, SLG: 0.450 (8,PH)										1	0	0	0	0	0	1						
Darold Knowles, L OBP: 0.167, SLG: 0.167 (8,1)										0	0	0	0	0	0	0						
<b>Inning Stats</b>	R: 0 E: 0 K: 1 S: 5	H: 0 LOB: 0 BB: 0 P: 5	R: 0 E: 0 K: 0 S: 3	H: 0 LOB: 0 BB: 0 P: 3	R: 0 E: 0 K: 2 S: 8	H: 1 LOB: 1 BB: 0 P: 8	R: 0 E: 0 K: 0 S: 3	H: 1 LOB: 0 BB: 0 P: 3	R: 1 E: 0 K: 0 S: 3	H: 1 LOB: 0 BB: 1 P: 7	R: 0 E: 0 K: 0 S: 5	H: 0 LOB: 0 BB: 0 P: 5	R: 0 E: 0 K: 1 S: 5	H: 0 LOB: 0 BB: 0 P: 5	R: 1 E: 1 K: 0 S: 5	H: 1 LOB: 1 BB: 0 P: 5	R: 1 E: 0 K: 0 S: 4	H: 1 LOB: 0 BB: 0 P: 4	1B: 2 2B: 1 3B: 0 HR: 2	SF: 0 SAC: 0 DP: 2 HBP: 0	WP: 0 PB: 0 CS: 0	PA: 33
<b>PITCHER</b>	IP WLS BF H R ER SO BB IBB HBP BLK WP HR S P ERA WHIP																					
Bert Blyleven, R ERA: 2.96 (1,1)	7.0 W 25 4 2 1 4 2 0 0 0 0 1 31 39 1.29 0.857																					
Kent Tekulve, R ERA: 1.89 (8,1)	2.0 S 8 1 1 1 0 0 0 0 0 0 1 8 8 4.50 0.500																					

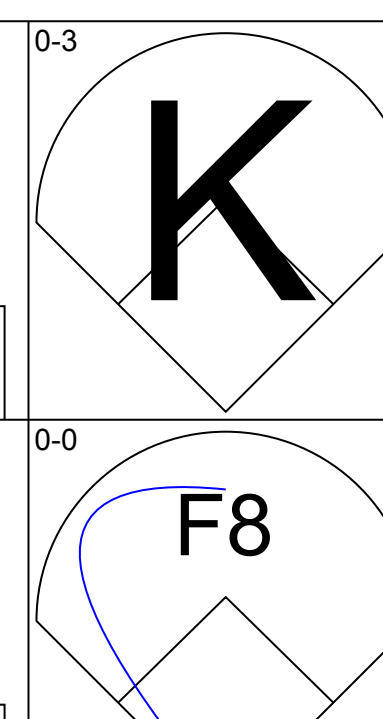
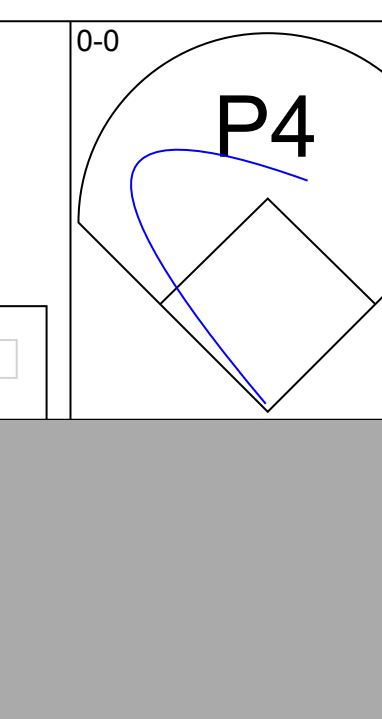
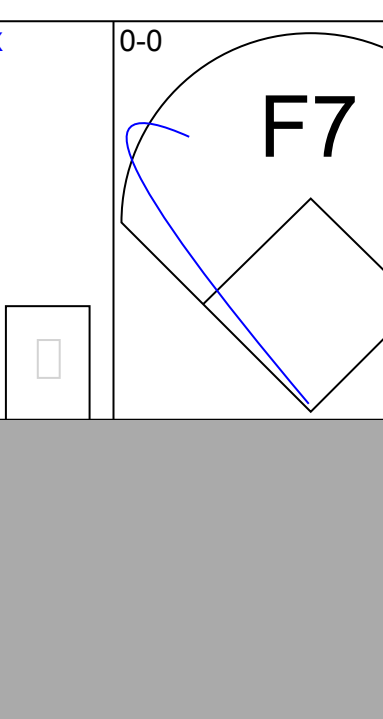
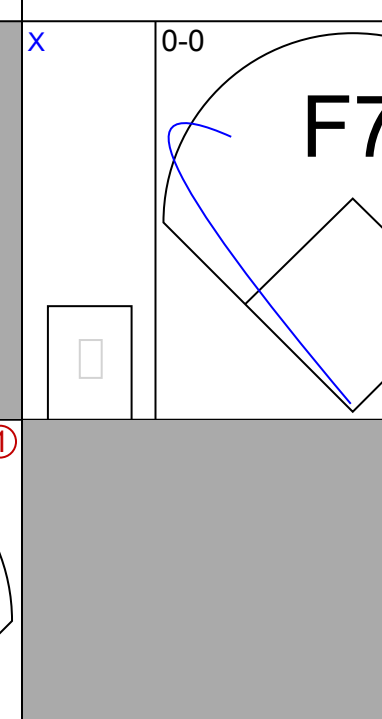
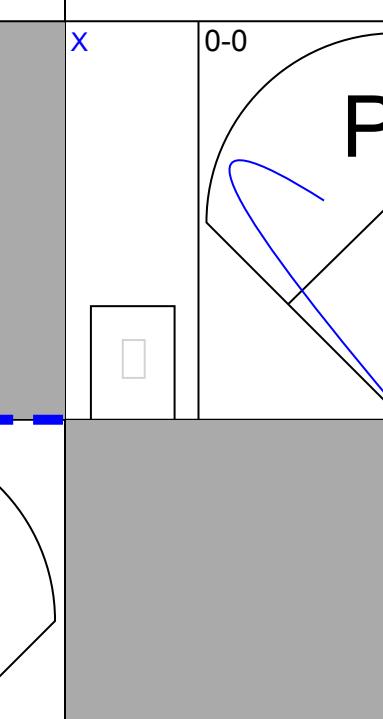
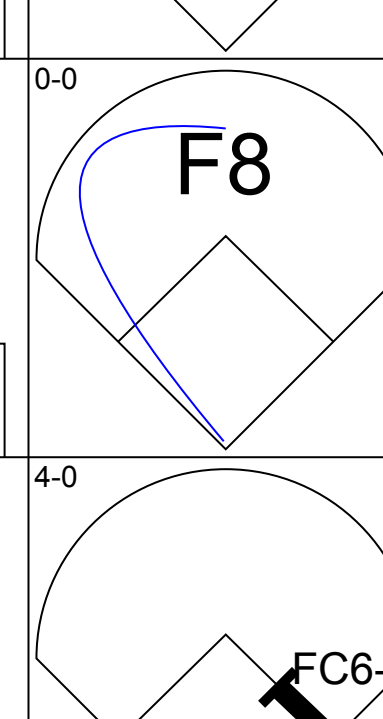
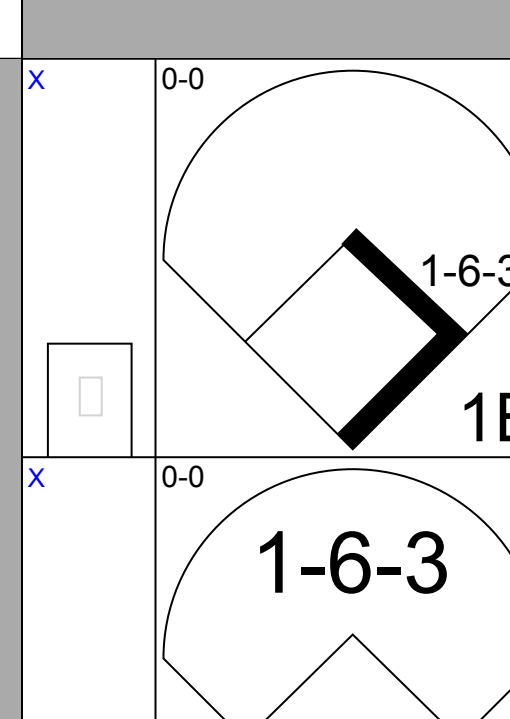
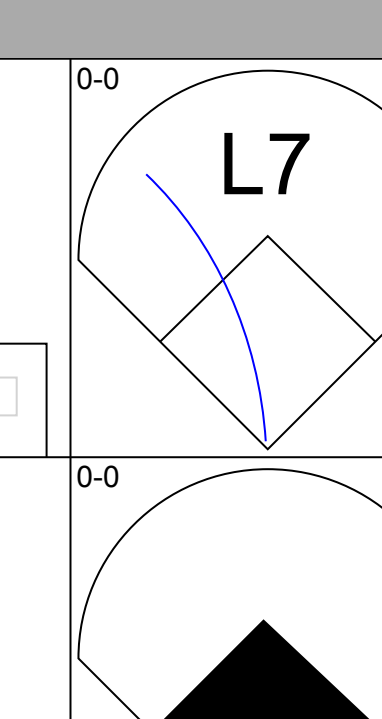
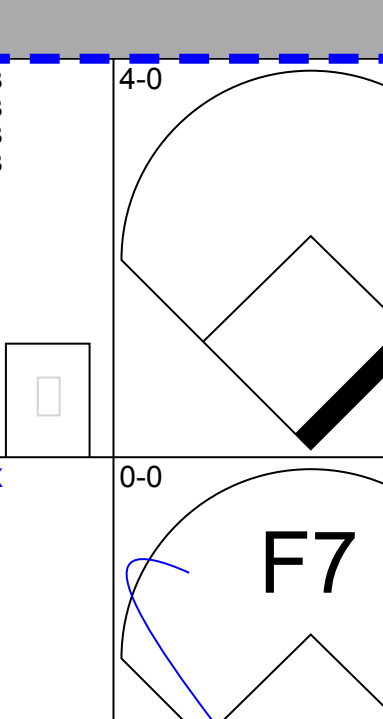
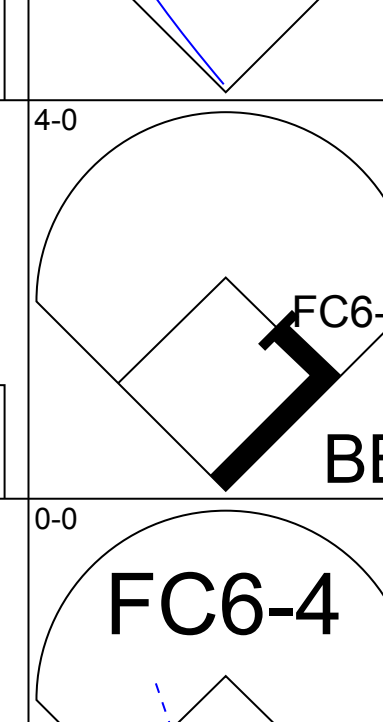
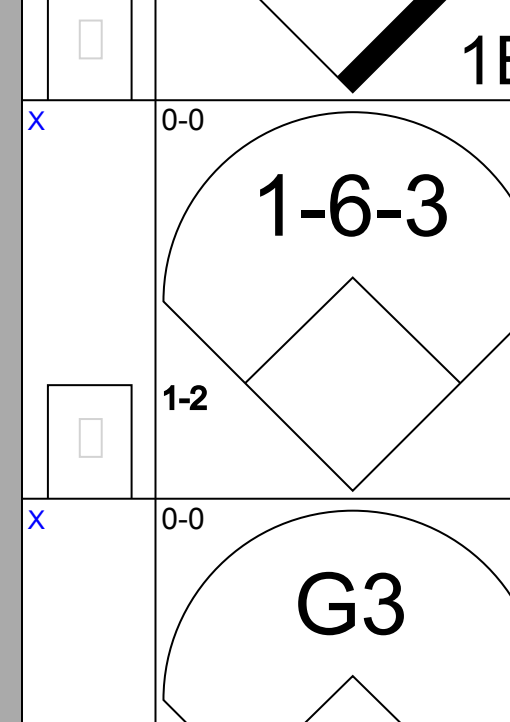
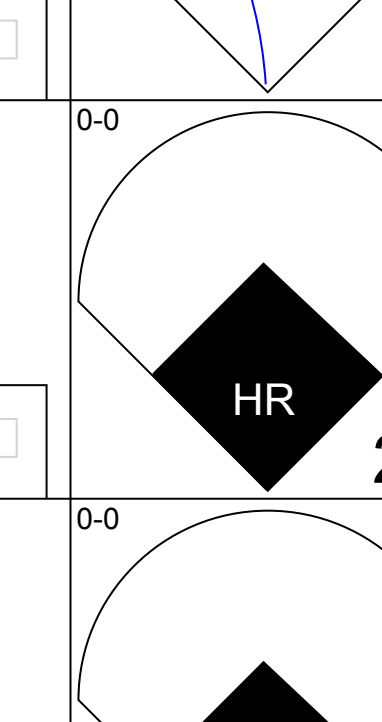
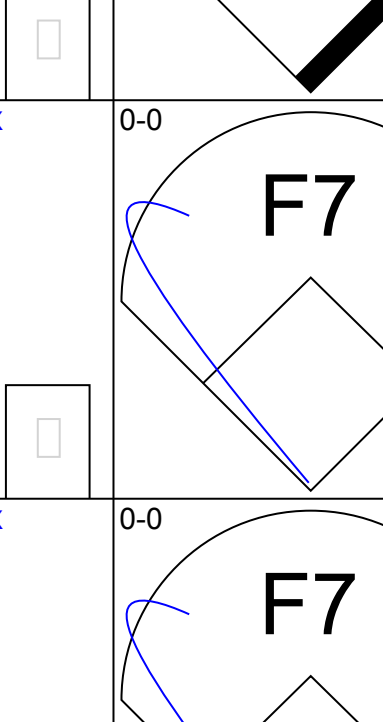
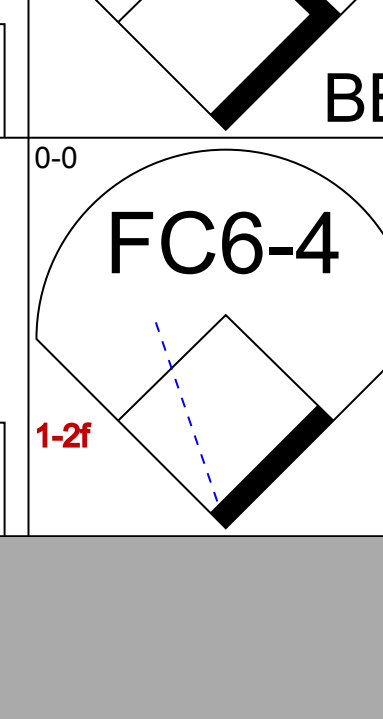
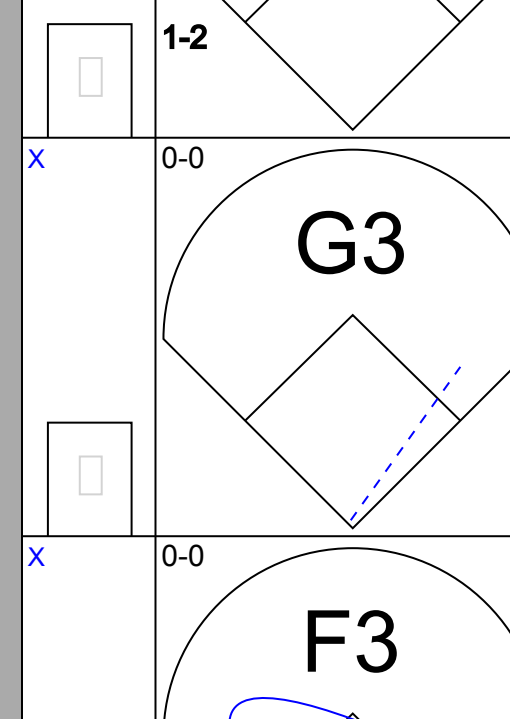
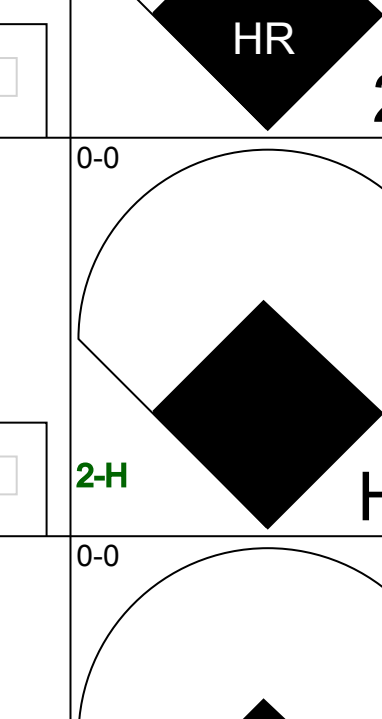
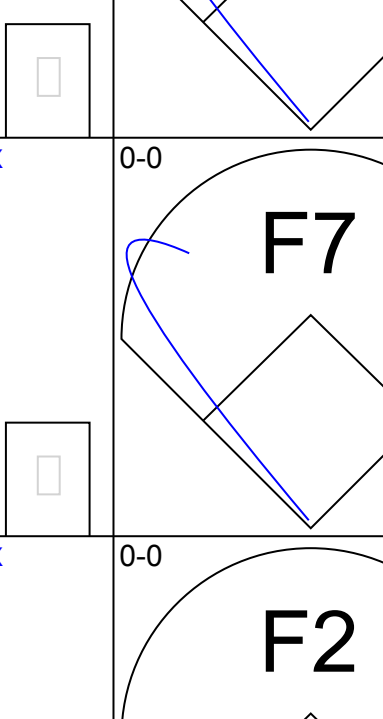
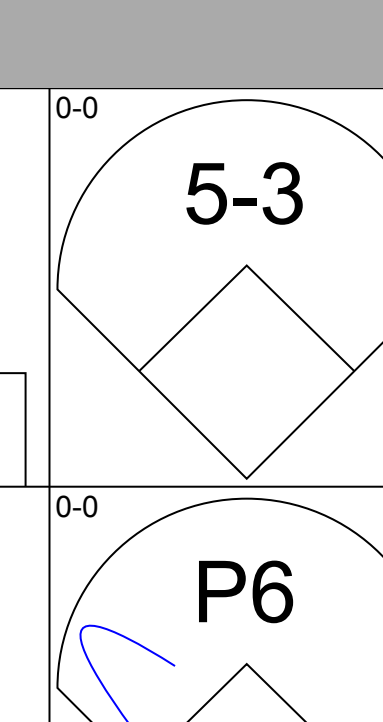
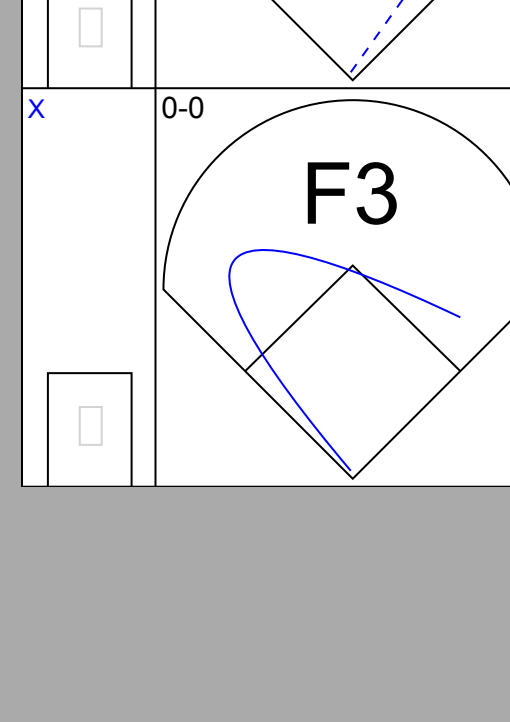
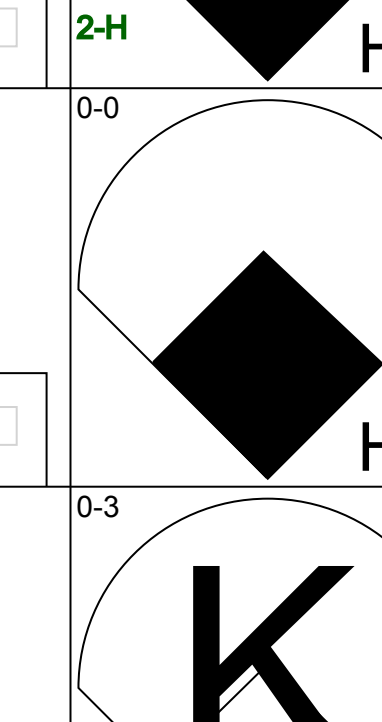
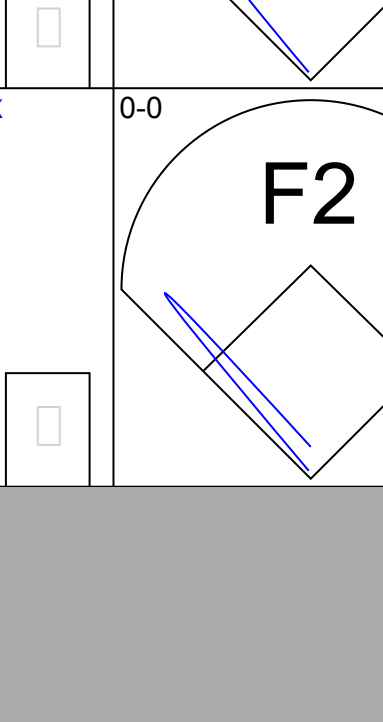

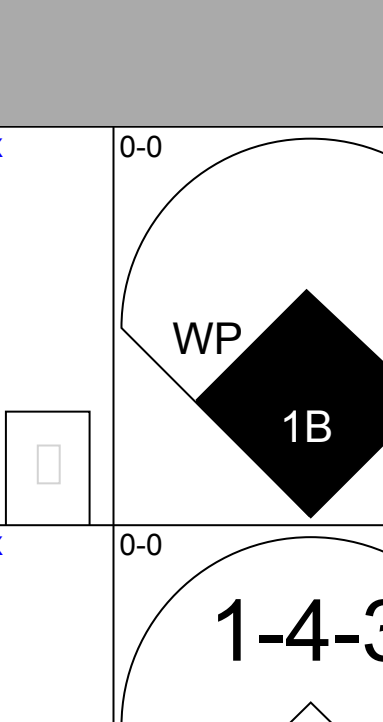
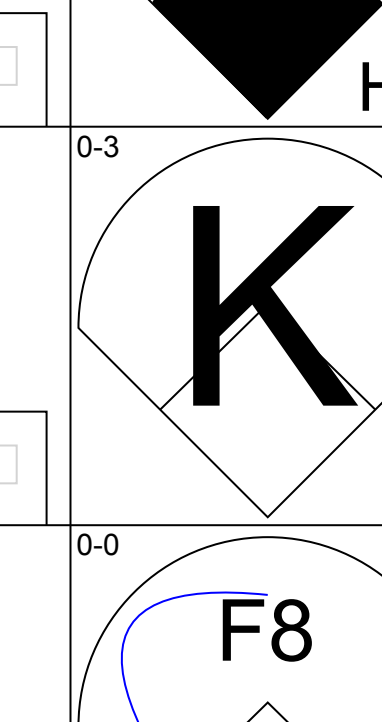
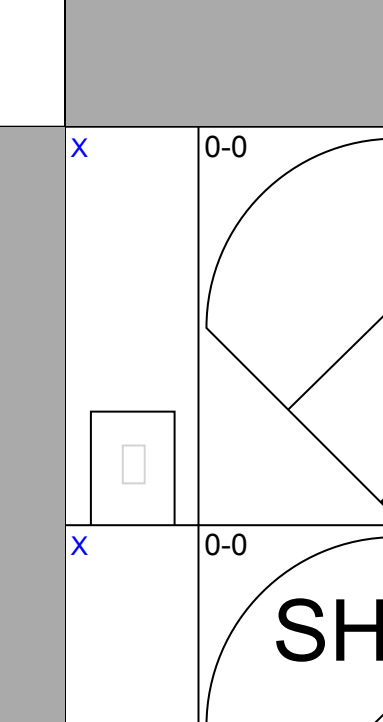

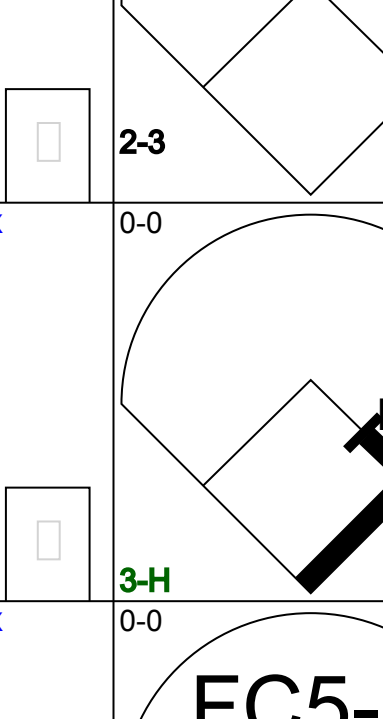
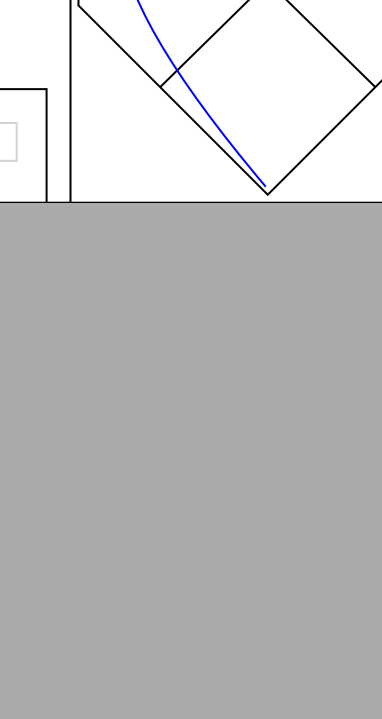
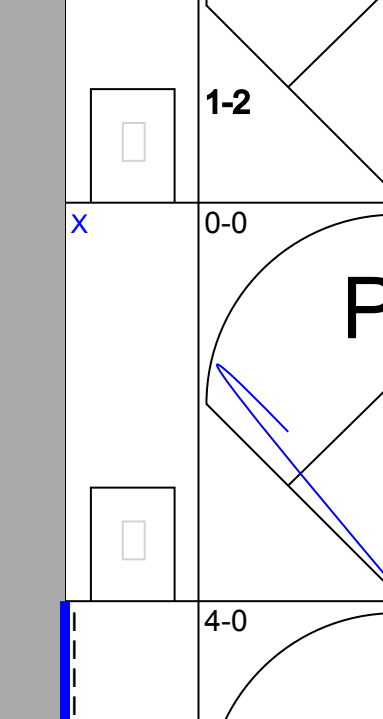
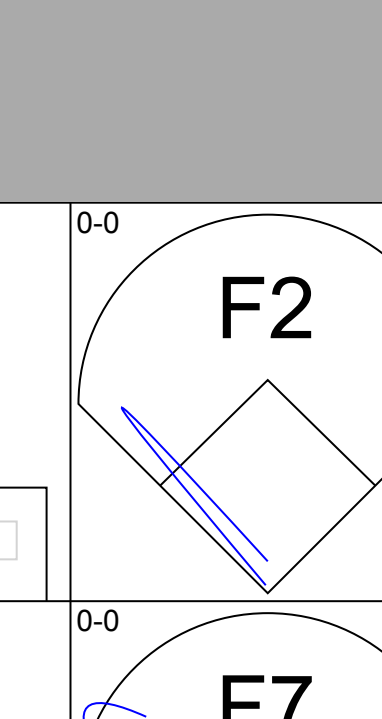
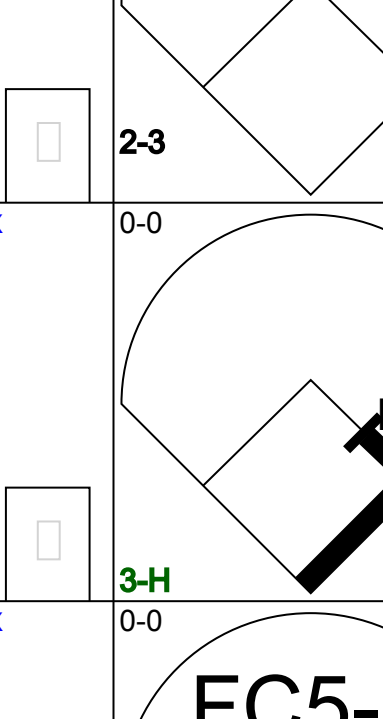
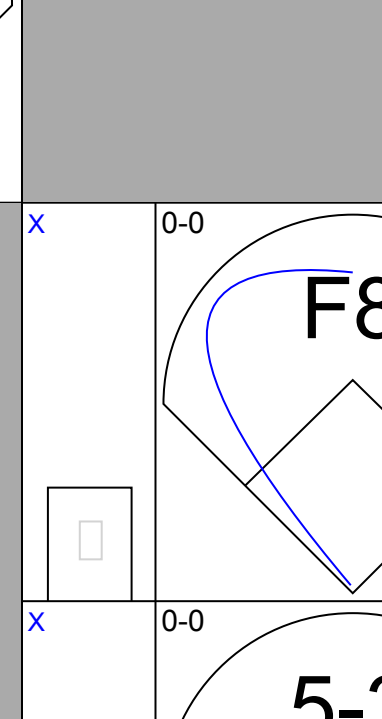
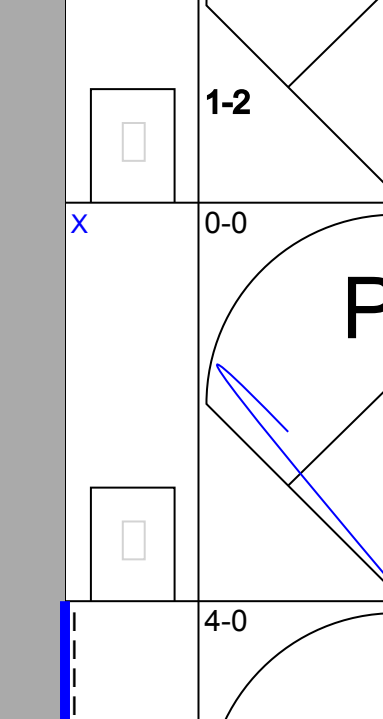
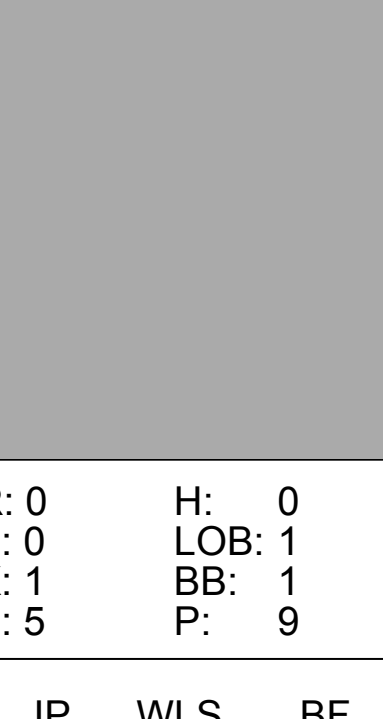
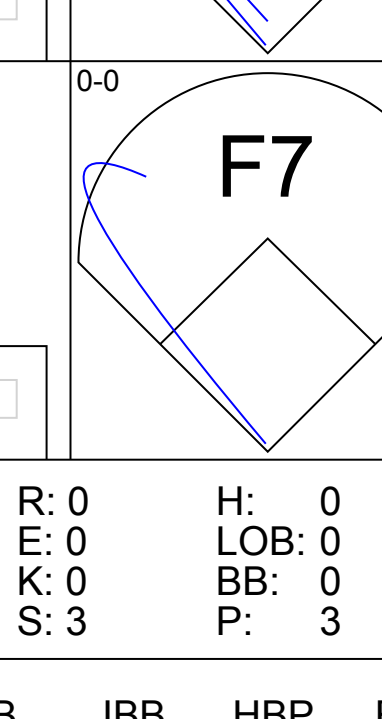
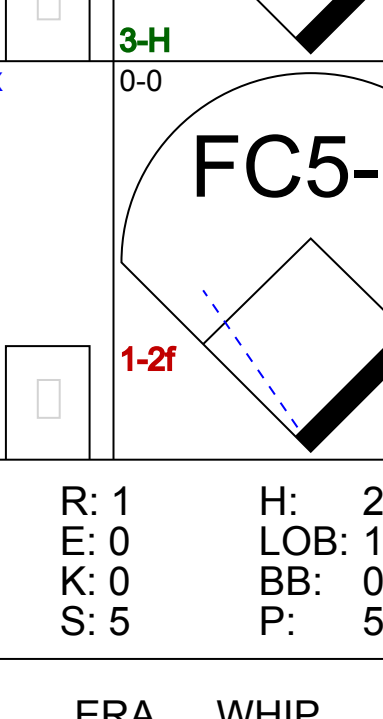
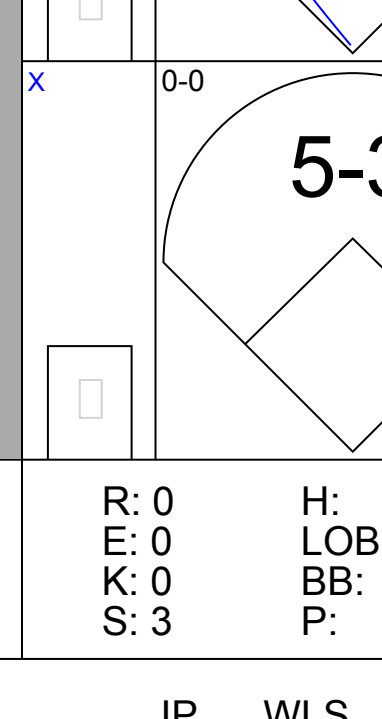
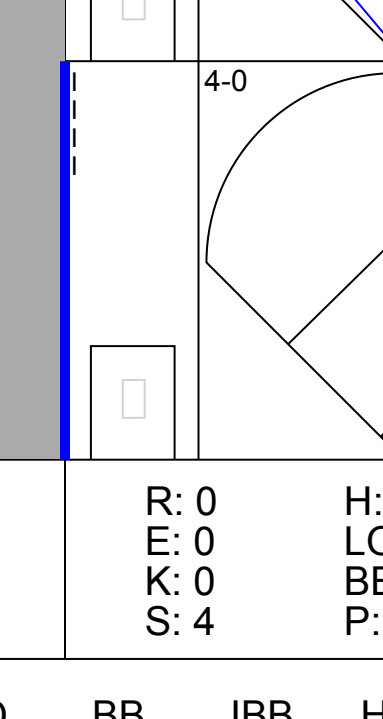
Batter	1	2	3	4	5	6	7	8	9	AB	R	H	RBI	BB	SO	LOB	BOTTOM			
Frank Taveras, R OBP: 0.317, SLG: 0.357 (1,6)	0-0 F8		0-0 BB HR 1B	0-0 F8			0-0 4-3			4	1	1	0	0	0	0	<b>Montreal Expos @ Pittsburgh Pirates</b> Three Rivers Stadium, Pittsburgh, PA Sun Sep 17 1978, 3:33 AM EDT Att: 8,544 - Unknown 			
Omar Moreno, L OBP: 0.335, SLG: 0.299 (1,8)	0-3 K		4-0 HR BB	0-3 K		0-0 F8				3	1	0	0	1	2	0				
Dave Parker, L OBP: 0.380, SLG: 0.565 (1,9)	0-0 3B		0-0 1H 2H HR		0-0 L3			0-0 2B 1B		4	2	3	3	0	0	0				
Bill Robinson, R OBP: 0.294, SLG: 0.405 (1,7)	0-0 L8		0-0 6-3		0-0 F7			0-0 1H 2B		4	0	1	1	0	0	1				
Willie Stargell, L OBP: 0.381, SLG: 0.567 (1,3)		4-0 1B S BB	0-0 4-3		0-3 K			0-3 K		3	1	0	0	1	2	1				
Phil Garner, R OBP: 0.355, SLG: 0.408 (1,4)		0-0 F9	0-0 BB 1B			0-0 1-3		0-0 F3		4	0	1	0	0	0	2				
Dale Berra, R OBP: 0.292, SLG: 0.357 (1,5)		0-0 F8	4-0 1-2 BB			0-0 6-3		0-0 F3		3	0	0	0	1	0	2				
Ed Ott, L OBP: 0.322, SLG: 0.425 (1,2)		0-0 S 1B	0-0 F8			0-0 1-3				3	0	1	0	0	0	2				
Bert Blyleven, R OBP: 0.148, SLG: 0.163 (1,1)		0-3 K		0-3 K						3	0	0	0	0	2	1				
Kent Tekulve, R OBP: 0.095, SLG: 0.095 (8,1)		1-2 3H			0-3 K			0-0 4-3		0	0	0	0	0	0	0				
<b>Inning Stats</b>	R: 0 E: 0 K: 1 S: 6	H: 1 LOB: 1 BB: 0 P: 6	R: 1 E: 0 K: 1 S: 6	H: 1 LOB: 1 BB: 1 P: 10	R: 3 E: 0 K: 0 S: 6	H: 3 LOB: 2 BB: 2 P: 14	R: 0 E: 0 K: 2 S: 7	H: 0 LOB: 0 BB: 0 P: 7	R: 0 E: 0 K: 1 S: 5	H: 0 LOB: 0 BB: 0 P: 5	R: 0 E: 0 K: 0 S: 3	H: 0 LOB: 0 BB: 0 P: 3	R: 0 E: 0 K: 0 S: 3	H: 0 LOB: 0 BB: 0 P: 3	R: 1 E: 0 K: 1 S: 7	H: 2 LOB: 1 BB: 0 P: 7	1B: 4 2B: 1 3B: 1 HR: 1	SF: 0 SAC: 0 DP: 0 HBP: 0	WP: 0 PB: 0 CS: 0	PA: 34
<b>PITCHER</b>	IP WLS BF H R ER SO BB IBB HBP BLK WP HR S P ERA WHIP																			
Rudy May, L ERA: 4.13 (1,1)	5.0 L 23 5 4 4 5 3 0 0 0 0 0 30 42 7.20 1.600																			
David Palmer, R ERA (6,1)	2.0 6 0 0 0 0 0 0 0 0 0 0 6 6 0.00 0.000																			
Darold Knowles, L ERA: 2.51 (8,1)	1.0 5 2 1 1 1 0 0 0 0 0 0 7 7 9.00 2.000																			



Batter	1	2	3	4	5	6	7	8	9	AB	R	H	RBI	BB	SO	LOB	TOP										
<b>Bake McBride, L</b> OBP: 0.313, SLG: 0.387 (1, 9)										4	0	1	1	0	1	0	<b>Philadelphia Phillies @ Montreal Expos</b> Olympic Stadium, Montreal, QB Tue Sep 19 1978, 7:05 PM EDT Att: 9,429 - Unknown										
<b>Larry Bowa, S</b> OBP: 0.317, SLG: 0.370 (1, 6)										5	0	0	0	0	1	2											
<b>Garry Maddox, R</b> OBP: 0.327, SLG: 0.409 (1, 8)										3	0	2	0	1	0	0											
<b>Greg Luzinski, R</b> OBP: 0.387, SLG: 0.514 <b>Lonnie Smith, R</b> (8, PR) (8, 7)										2	0	0	0	2	2	2											
<b>Richie Hebner, L</b> OBP: 0.377, SLG: 0.464 (1, 3)										3	1	1	0	1	0	3											
<b>Mike Schmidt, R</b> OBP: 0.386, SLG: 0.441 (1, 5)										4	0	1	0	0	1	5											
<b>Bob Boone, R</b> OBP: 0.350, SLG: 0.436 (1, 2)										4	0	1	0	0	1	6											
<b>Ted Sizemore, R</b> OBP: 0.279, SLG: 0.268 (1, 4)										3	1	0	1	0	0	3											
<b>Dick Ruthven, R</b> OBP: 0.233, SLG: 0.278 <b>Ron Reed, R</b> (8, 1) <b>Kerry Dineen, L</b> (9, PH)										3	0	1	0	0	0	1											
<b>Inning Stats</b>	R: 0 E: 0 K: 3 S: 9	H: 0 LOB: 1 BB: 1 P: 13	R: 1 E: 1 K: 0 S: 5	H: 2 LOB: 1 BB: 0 P: 5	R: 0 E: 0 K: 0 S: 3	H: 0 LOB: 2 BB: 2 P: 13	R: 0 E: 0 K: 2 S: 8	H: 1 LOB: 1 BB: 0 P: 8	R: 1 E: 0 K: 0 S: 5	H: 2 LOB: 1 BB: 0 P: 5	R: 0 E: 0 K: 0 S: 4	H: 1 LOB: 2 BB: 0 P: 8	R: 0 E: 0 K: 0 S: 4	H: 1 LOB: 1 BB: 0 P: 4	R: 0 E: 0 K: 0 S: 4	H: 1 LOB: 1 BB: 0 P: 4		1B: 7 2B: 0 3B: 0 HR: 0	SF: 2 SAC: 0 DP: 0 HBP: 0	WP: 1 PA: 38 PB: 0 SB: 0 CS: 0							
<b>PITCHER</b>	IP	WLS	BF	H	R	ER	SO	BB	IBB	HBP	BLK	WP	HR	S	P	ERA	WHIP										
<b>Scott Sanderson, R</b> ERA: 2.53 <b>Darold Knowles, L</b> ERA: 2.5 <b>Mike Garman, R</b> ERA: 4.48	(1, 1) (8, 1) (8, 1)	7.0 0.1 1.2	W 1 S	31 0 6	6 0 1	2 0 0	1 0 0	6 0 0	4 0 0	0 0 0	0 0 0	1 0 0	0 0 6	39 1 6	55	1.29 0.00 0.00	1.429 0.000 0.600										

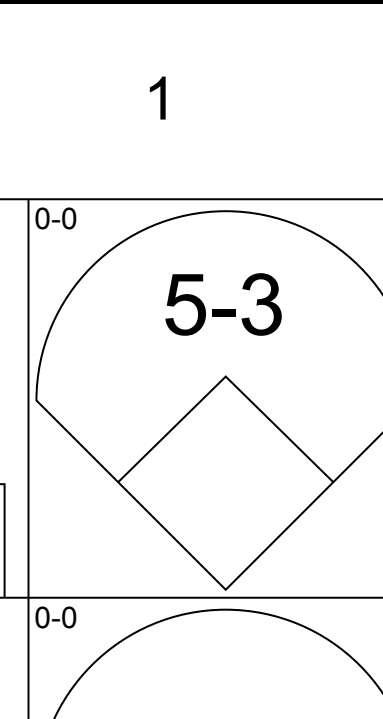
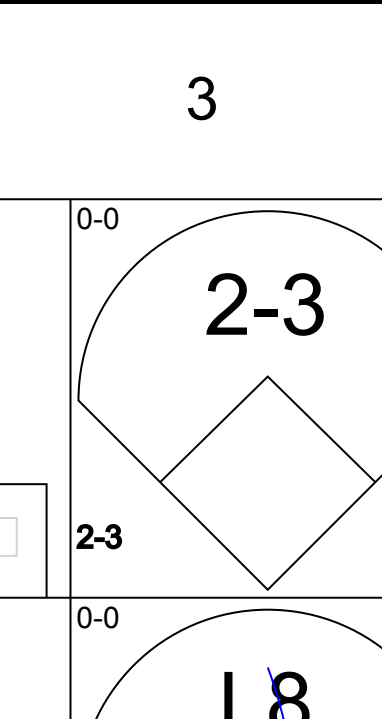
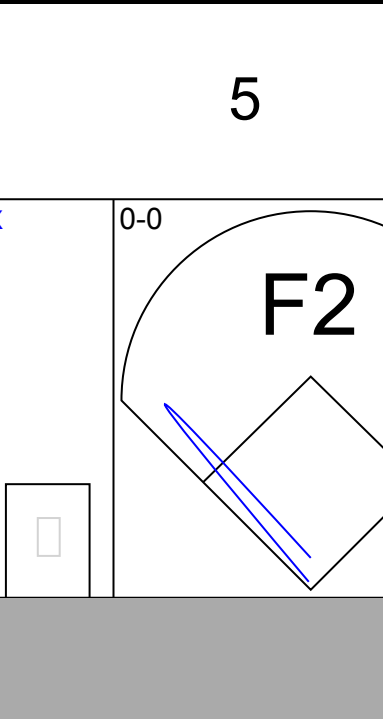
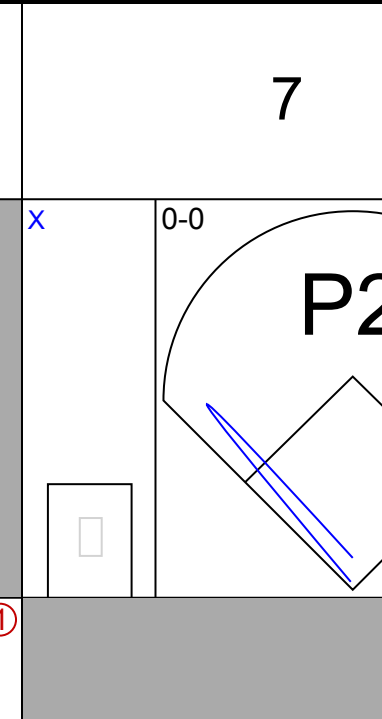
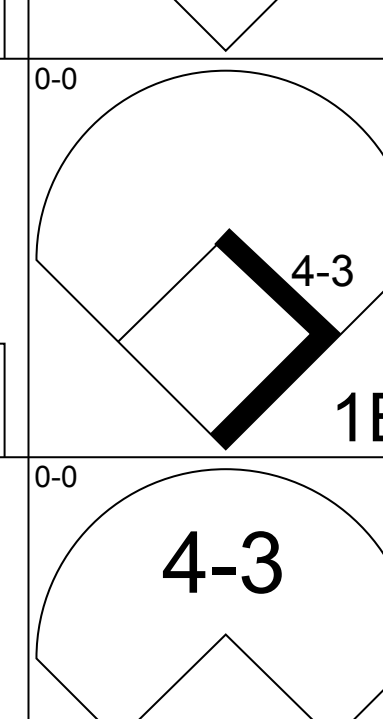
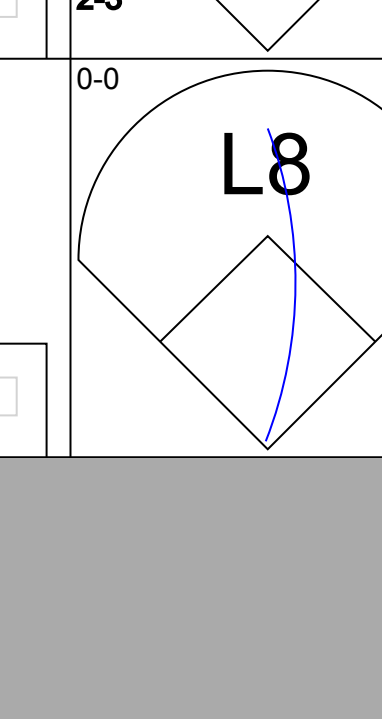
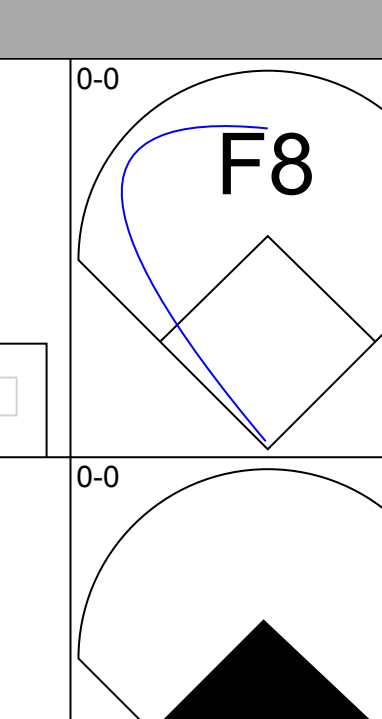
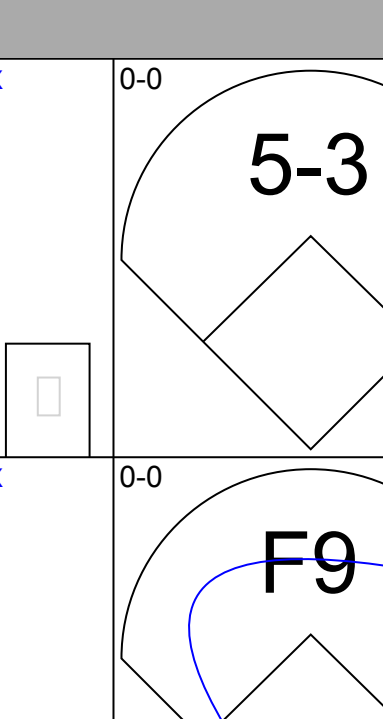
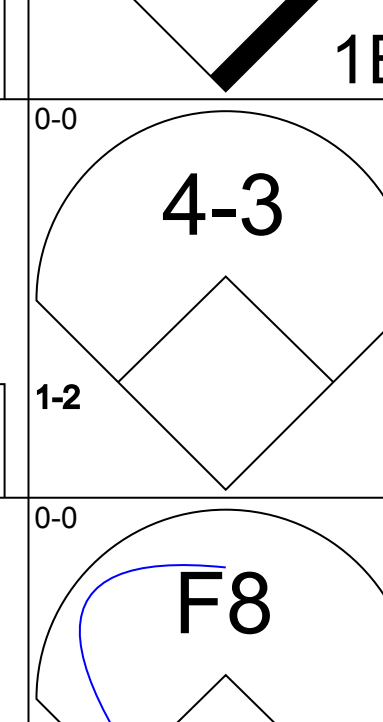
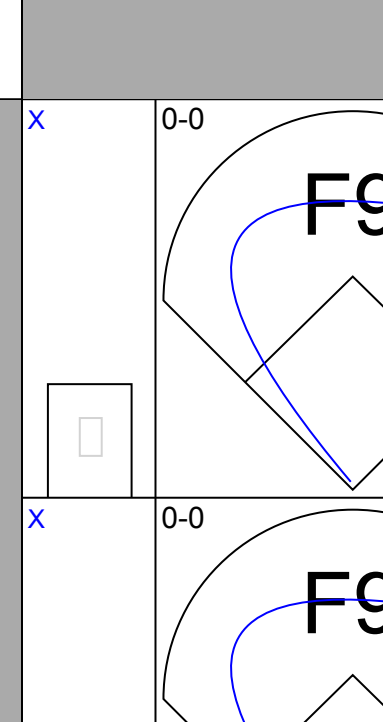
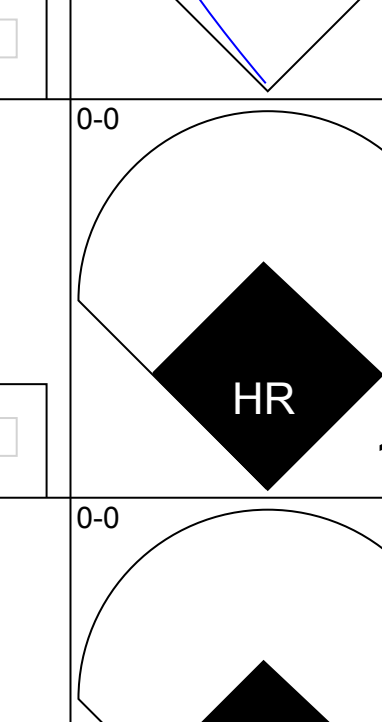
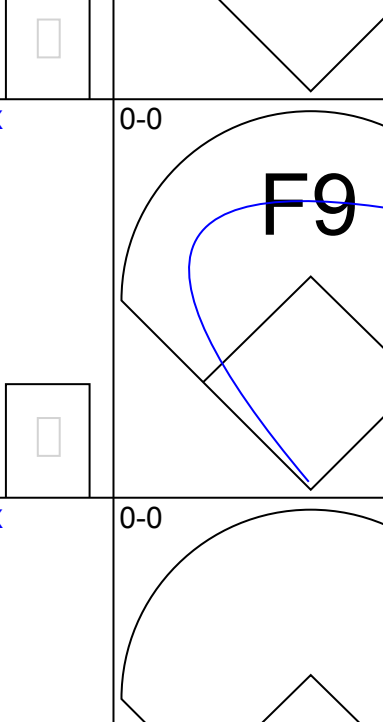
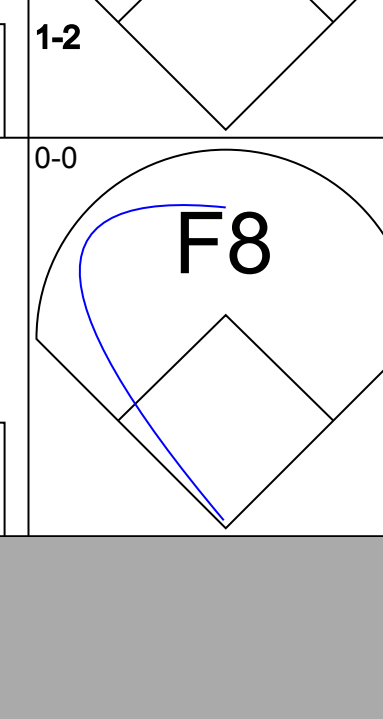
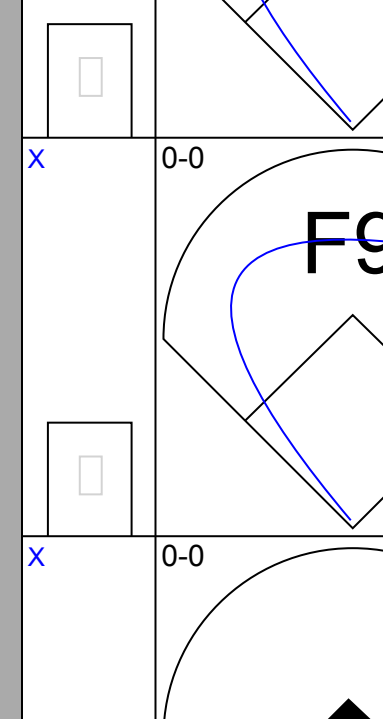
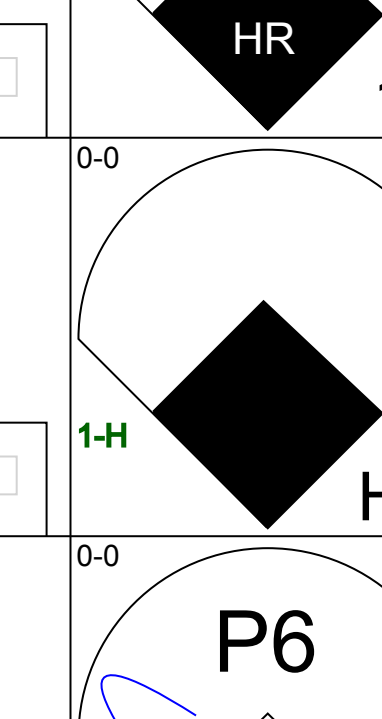
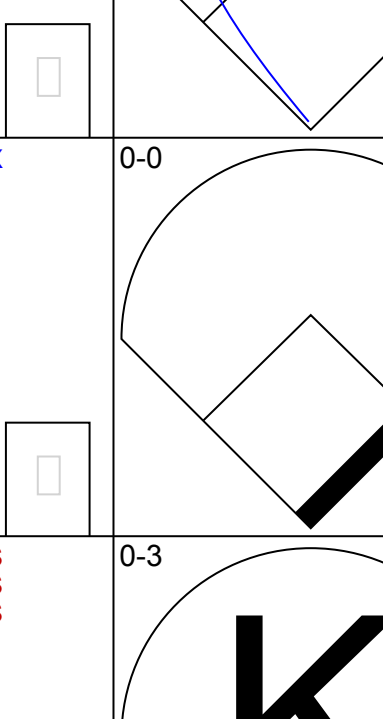
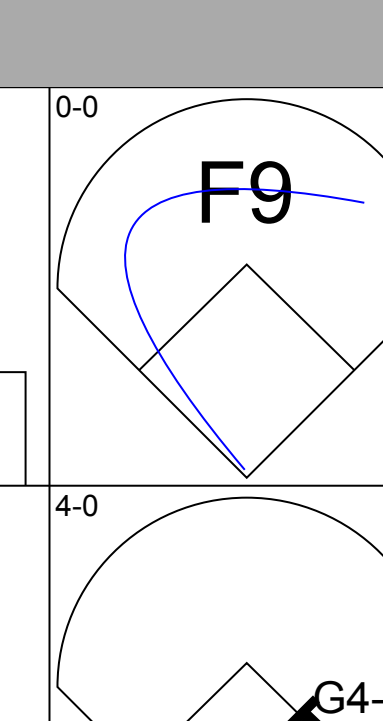
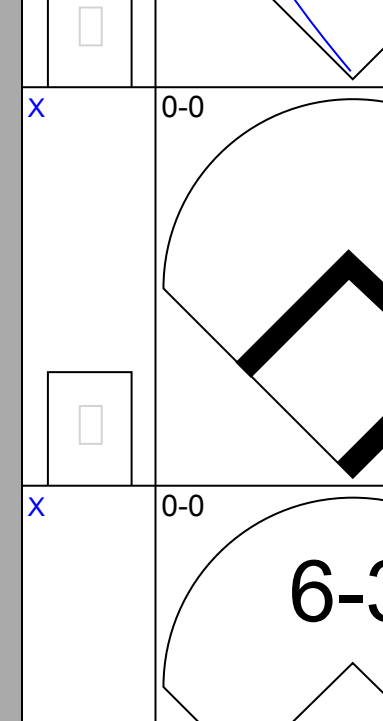
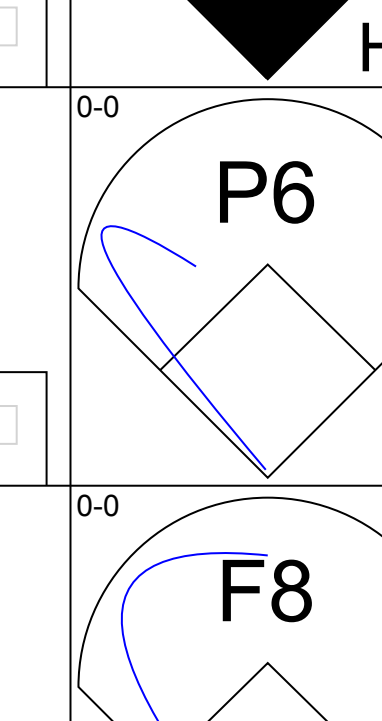
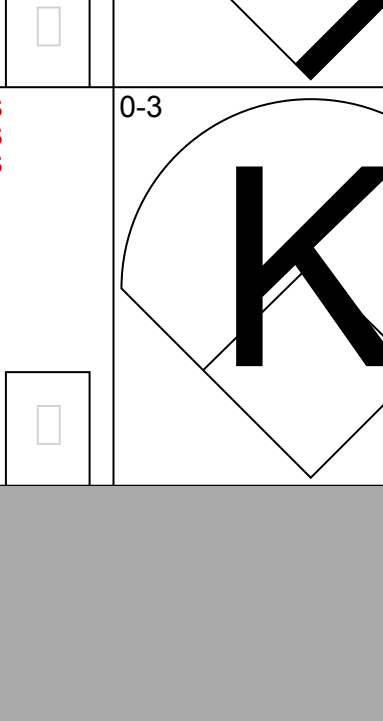
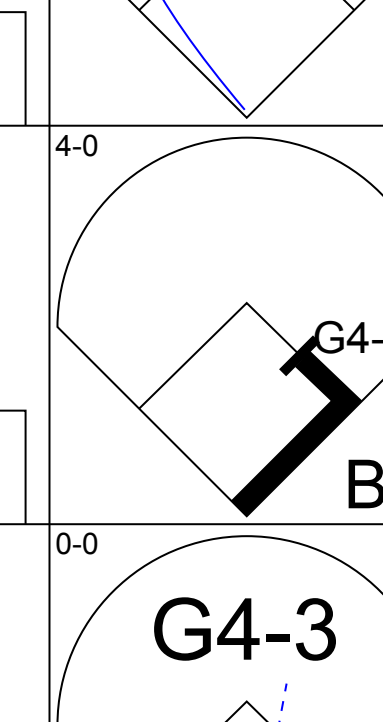
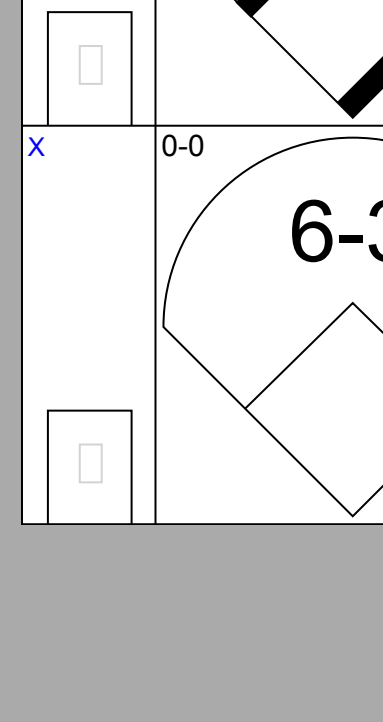
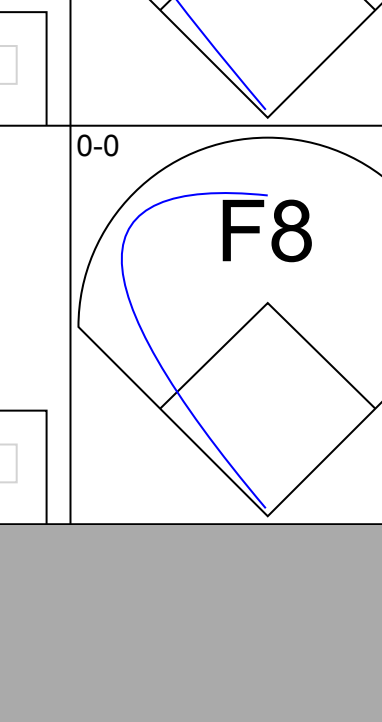
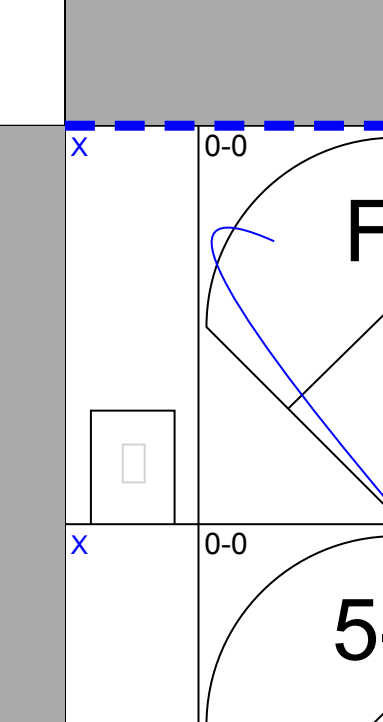
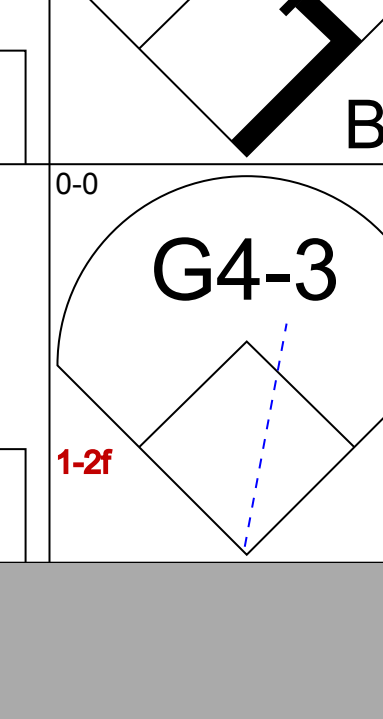
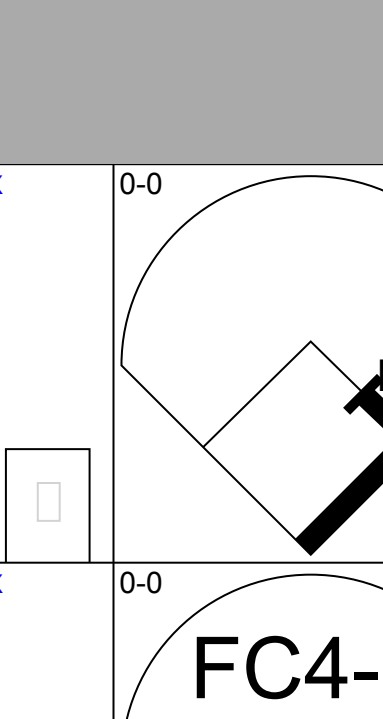
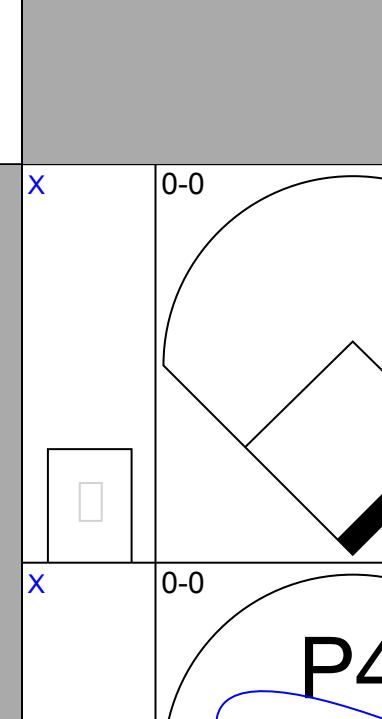
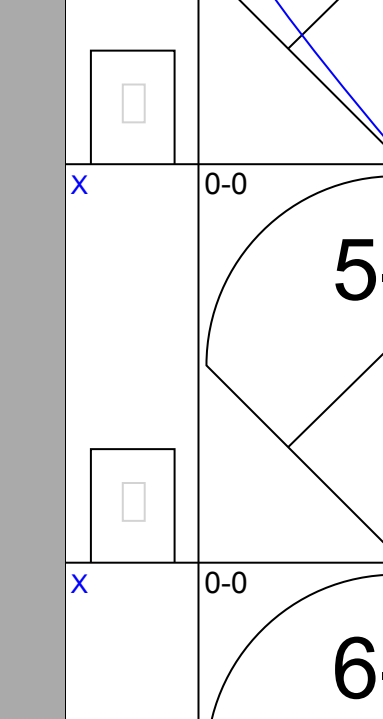
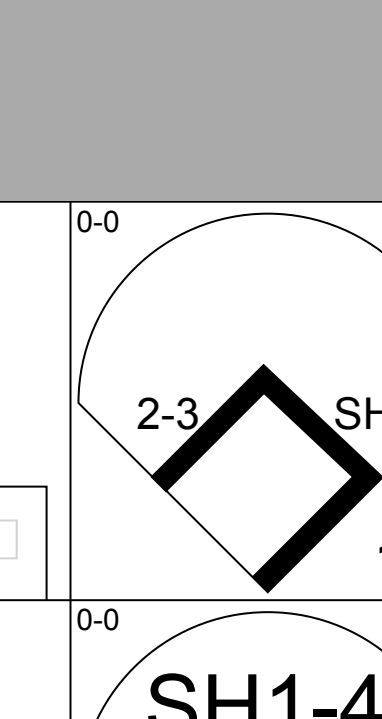
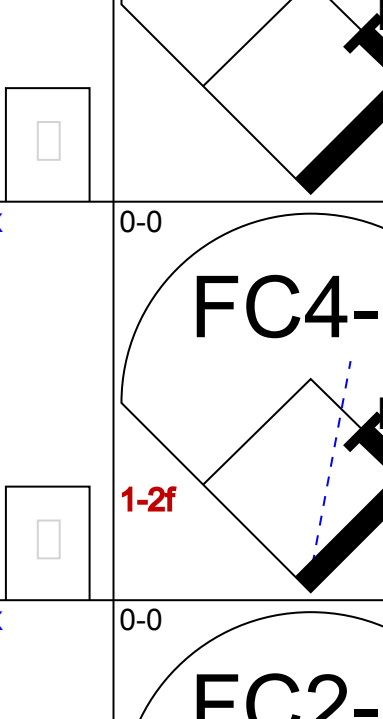
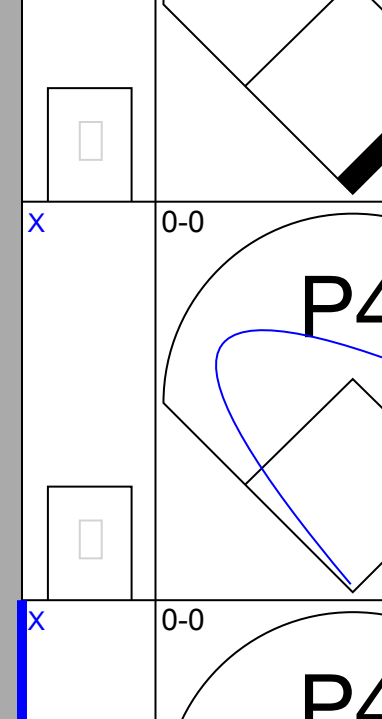
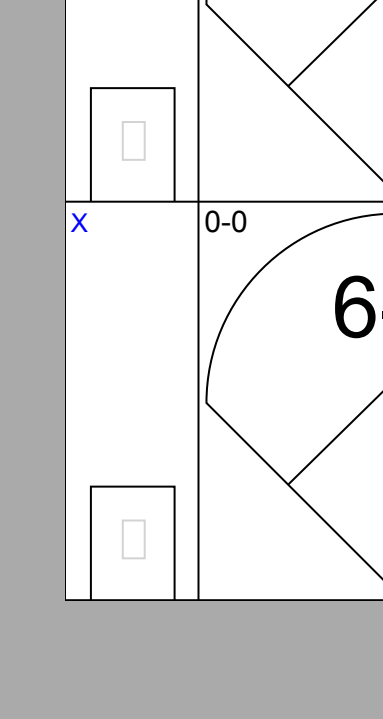

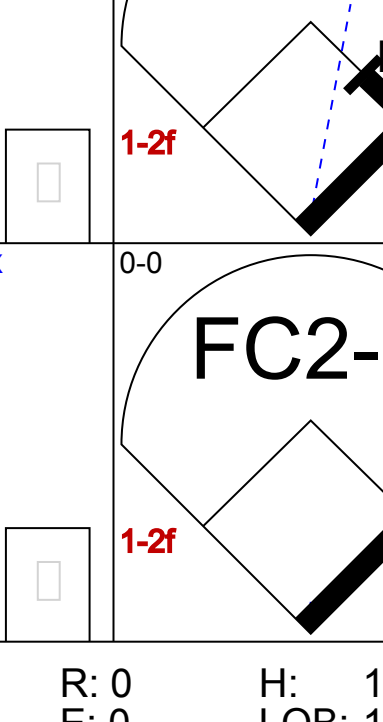
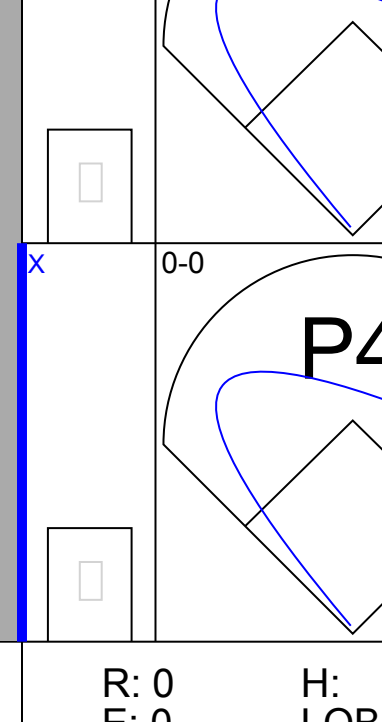
Batter	1	2	3	4	5	6	7	8	9	AB	R	H	RBI	BB	SO	LOB	BOTTOM										
<b>Dave Cash, R</b> OBP: 0.289, SLG: 0.312 <b>Pepe Frias, R</b> OBP: 0.250, SLG: 0.533 (1, 4) (9, 4)										4	1	2	1	0	0	0	<b>Philadelphia Phillies @ Montreal Expos</b> Olympic Stadium, Montreal, QB Tue Sep 19 1978, 7:05 PM EDT Att: 9,429 - Unknown										
<b>Andre Dawson, R</b> OBP: 0.300, SLG: 0.432 (1, 8)										4	0	0	0	0	2	2											
<b>Ellis Valentine, R</b> OBP: 0.333, SLG: 0.498 <b>Sam Mejias, R</b> OBP: 0.245, SLG: 0.235 (1, 9) (5, 9)										2	0	1	0	0	0	0											
<b>Tony Perez, R</b> OBP: 0.335, SLG: 0.449 <b>Tom Hutton, L</b> OBP: 0.326, SLG: 0.317 (1, 3) (9, 3)										3	1	1	0	1	0	1											
<b>Warren Cromartie, L</b> OBP: 0.340, SLG: 0.418 (1, 7)										3	0	0	0	0	0	2											
<b>Gary Carter, R</b> OBP: 0.336, SLG: 0.420 (1, 2)										3	1	1	1	0	0	1											
<b>Larry Parrish, R</b> OBP: 0.320, SLG: 0.453 (1, 5)										3	2	2	1	0	0	0											
<b>Chris Speier, R</b> OBP: 0.331, SLG: 0.331 (1, 6)										2	0	0	1	0	0	1											
<b>Scott Sanderson, R</b> OBP: 0.133, SLG: 0.133 <b>Darold Knowles, L</b> OBP: 0.167, SLG: 0.167 <b>Mike Garman, R</b> (8, 1)										3	0	0	0	0	2	1											
<b>Inning Stats</b>	R: 0 E: 0 K: 1 S: 5	H: 0 LOB: 0 BB: 0 P: 5	R: 0 E: 0 K: 0 S: 3	H: 0 LOB: 0 BB: 0 P: 3	R: 1 E: 0 K: 2 S: 9	H: 2 LOB: 1 BB: 0 P: 9	R: 0 E: 0 K: 0 S: 3	H: 1 LOB: 1 BB: 1 P: 7	R: 0 E: 0 K: 0 S: 3	H: 0 LOB: 0 BB: 0 P: 3	R: 3 E: 1 K: 1 S: 8	H: 3 LOB: 0 BB: 0 P: 8	R: 1 E: 0 K: 0 S: 4	H: 2 LOB: 0 BB: 0 P: 4	R: 0 E: 0 K: 0 S: 4	H: 2 LOB: 0 BB: 0 P: 4		1B: 6 2B: 3 3B: 0 HR: 0	SF: 1 SAC: 0 DP: 1 HBP: 0	WP: 1 PA: 31 PB: 0 SB: 0 CS: 1							
<b>PITCHER</b>	IP	WLS	BF	H	R	ER	SO	BB	IBB	HBP	BLK	WP	HR	S	P	ERA	WHIP										
<b>Dick Ruthven, R</b> ERA: 3.32 <b>Ron Reed, R</b> ERA: 2.32	(1, 1) (8, 1)	7.1 0.2	L 1	30 0	8 0	5 0	4 0	4 0	1 0	0 0	0 0	0 0	0 1	37 1	41	4.91 0.00	1.227 0.000										



Batter	1	2	3	4	5	6	7	8	9	AB	R	H	RBI	BB	SO	LOB	TOP		
Jerry Martin, R OBP: 0.335, SLG: 0.453 (1, 9)										5	0	0	0	0	1	3	<b>Philadelphia Phillies @ Montreal Expos</b> Olympic Stadium, Montreal, QB Wed Sep 20 1978, 7:05 PM EDT Att: 9,298 - Unknown		
Larry Bowa, S OBP: 0.319, SLG: 0.370 (1, 6)										3	0	1	0	1	0	0			
Garry Maddox, R OBP: 0.328, SLG: 0.410 (1, 8)										3	1	1	0	1	0	2			
Greg Luzinski, R OBP: 0.386, SLG: 0.518 Lonnie Smith, R (8, 7)										4	1	1	2	0	0	3			
Mike Schmidt, R OBP: 0.365, SLG: 0.446 (1, 5)										4	1	1	1	0	0	2			
Jose Cardenal, R OBP: 0.319, SLG: 0.383 Jim Morrison, R Ron Reed, R (9, 1)										4	1	2	0	0	1	0			
Bob Boone, R OBP: 0.348, SLG: 0.432 (1, 2)										3	0	0	0	0	0	1			
Ted Sizemore, R OBP: 0.279, SLG: 0.268 (1, 4)										4	0	1	1	0	0	2			
Randy Lerch, L OBP: 0.274, SLG: 0.333 Tim McCarver, L Orlando Gonzalez, L (9, 3)										3	0	0	0	0	0	1			
<b>Inning Stats</b>	R: 0 E: 0 K: 1 S: 5	H: 0 LOB: 1 BB: 1 P: 9	R: 0 E: 0 K: 0 S: 3	H: 0 LOB: 0 BB: 0 P: 3	R: 0 E: 0 K: 0 S: 3	H: 0 LOB: 0 BB: 0 P: 3	R: 0 E: 0 K: 0 S: 4	H: 1 LOB: 1 BB: 0 P: 4	R: 1 E: 0 K: 0 S: 5	H: 2 LOB: 1 BB: 0 P: 5	R: 3 E: 0 K: 0 S: 8	H: 3 LOB: 0 BB: 0 P: 8	R: 0 E: 0 K: 0 S: 3	H: 0 LOB: 0 BB: 0 P: 3	R: 0 E: 0 K: 0 S: 3	H: 1 LOB: 2 BB: 1 P: 8		1B: 3 2B: 2 3B: 0 HR: 2	SF: 0 SAC: 1 DP: 0 HBP: 0
<b>PITCHER</b>	IP WLS BF H R ER SO BB IBB HBP BLK WP HR S P ERA WHIP																		
Dan Schatzeder, L ERA: 2.99 Mike Garman, R ERA: 4.36	(1, 1) 7.0 L 28 6 4 4 2 1 0 0 0 1 2 31 35 5.14 1.000																		

AB	33
R	4
H	7
RBI	4
BB	3
SO	2
LOB	14




Batter	1	2	3	4	5	6	7	8	9	AB	R	H	RBI	BB	SO	LOB	BOTTOM		
Dave Cash, R OBP: 0.287, SLG: 0.310 (1, 4)										4	0	0	0	0	0	3	<b>Philadelphia Phillies @ Montreal Expos</b> Olympic Stadium, Montreal, QB Wed Sep 20 1978, 7:05 PM EDT Att: 9,298 - Unknown		
Sam Mejias, R OBP: 0.246, SLG: 0.236 (1, 9)										4	0	1	0	0	0	1			
Andre Dawson, R OBP: 0.299, SLG: 0.431 (1, 8)										4	1	1	0	0	0	1			
Tony Perez, R OBP: 0.336, SLG: 0.455 (1, 3)										4	1	2	2	0	0	1			
Warren Cromartie, L OBP: 0.339, SLG: 0.420 (1, 7)										4	0	1	0	0	1	1			
Gary Carter, R OBP: 0.335, SLG: 0.418 (1, 2)										3	0	0	0	1	0	1			
Larry Parrish, R OBP: 0.321, SLG: 0.453 (1, 5)										4	0	2	0	0	0	1			
Chris Speier, R OBP: 0.330, SLG: 0.330 (1, 6)										4	0	1	0	0	0	2			
Dan Schatzeder, L ERA: 3.95 Stan Papi, R Mike Garman, R (7, 1)										1	0	0	0	0	0	1			
<b>Inning Stats</b>	R: 0 E: 0 K: 0 S: 4	H: 1 LOB: 1 BB: 0 P: 4	R: 0 E: 0 K: 0 S: 2	H: 0 LOB: 0 BB: 1 P: 6	R: 0 E: 0 K: 0 S: 4	H: 1 LOB: 1 BB: 0 P: 4	R: 0 E: 0 K: 0 S: 4	H: 1 LOB: 0 BB: 0 P: 4	R: 2 E: 0 K: 0 S: 5	H: 2 LOB: 0 BB: 0 P: 5	R: 0 E: 0 K: 0 S: 4	H: 1 LOB: 1 BB: 0 P: 4	R: 0 E: 0 K: 1 S: 6	H: 1 LOB: 0 BB: 0 P: 6	R: 0 E: 0 K: 0 S: 3	H: 0 LOB: 0 BB: 0 P: 3		1B: 6 2B: 0 3B: 1 HR: 1	SF: 0 SAC: 1 DP: 1 HBP: 0
<b>PITCHER</b>	IP WLS BF H R ER SO BB IBB HBP BLK WP HR S P ERA WHIP																		
Randy Lerch, L ERA: 3.95 Ron Reed, R ERA: 2.29	(1, 1) 8.0 W 32 8 2 2 1 1 0 0 0 0 0 3 3 2.25 1.125																		



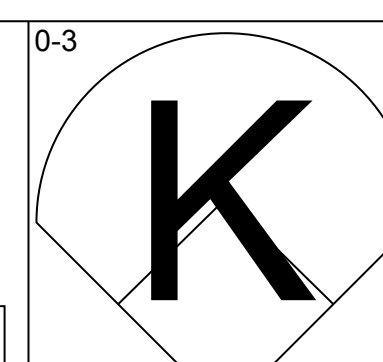
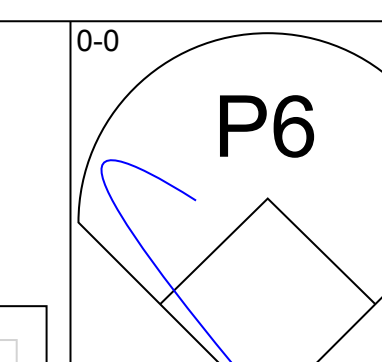
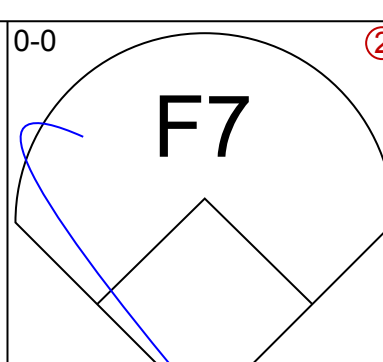
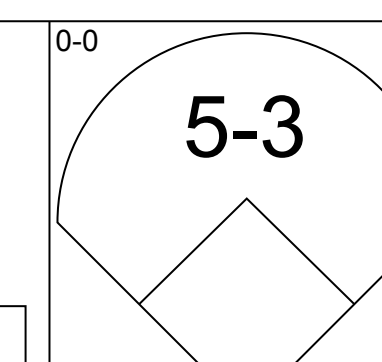
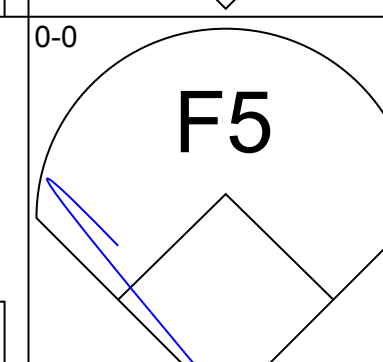
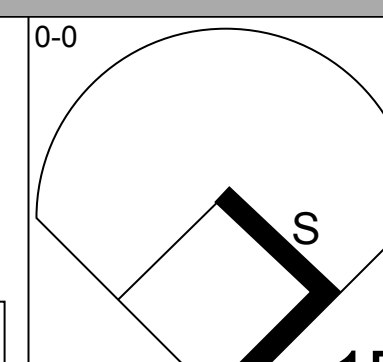
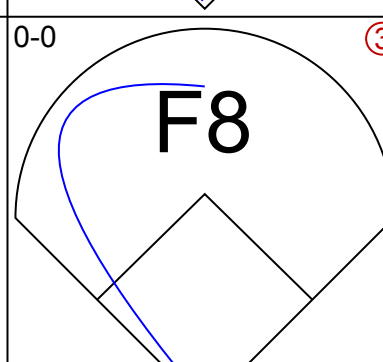
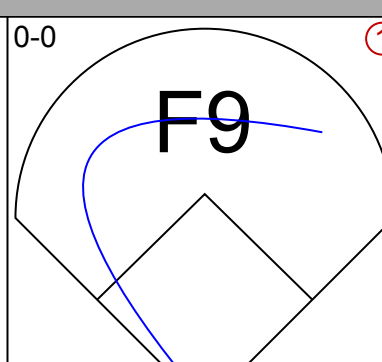
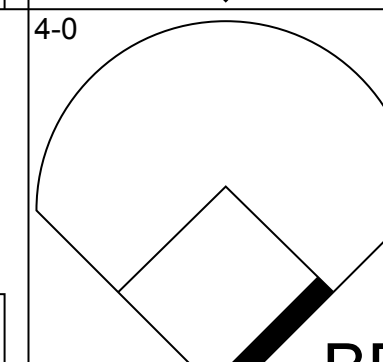
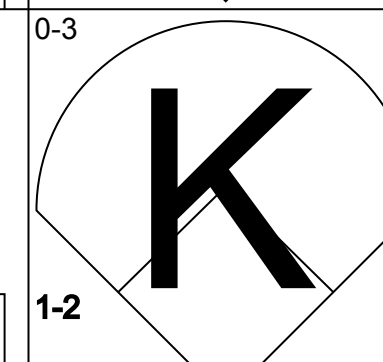
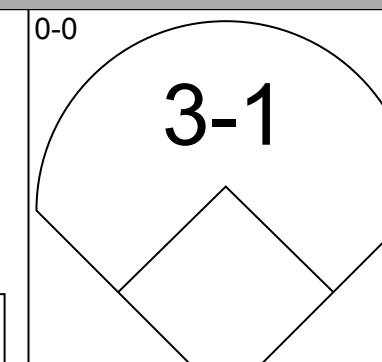
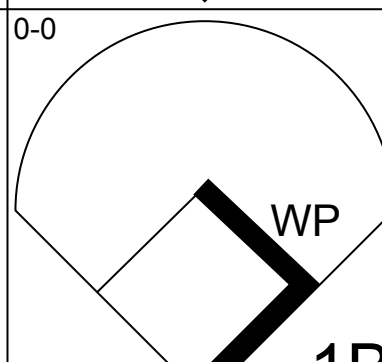
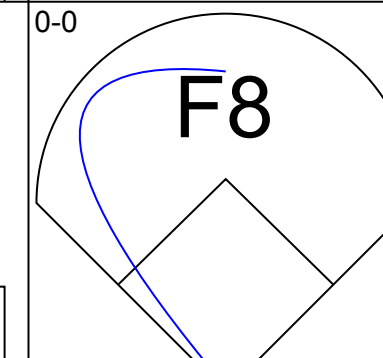
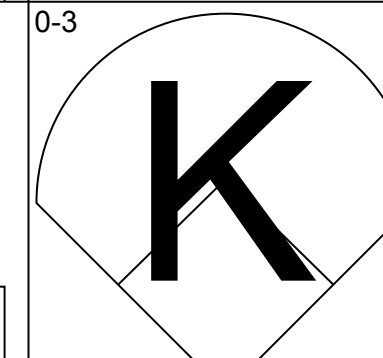
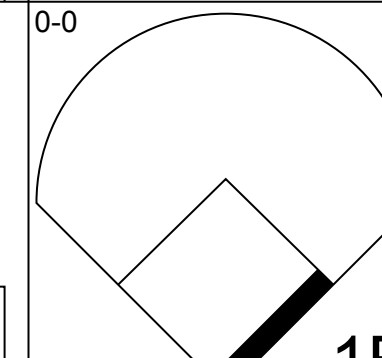
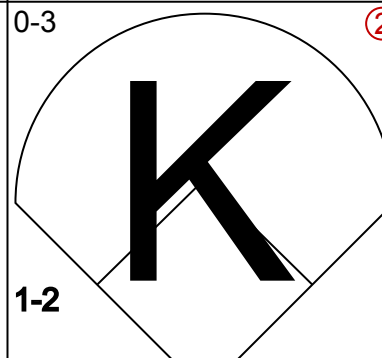
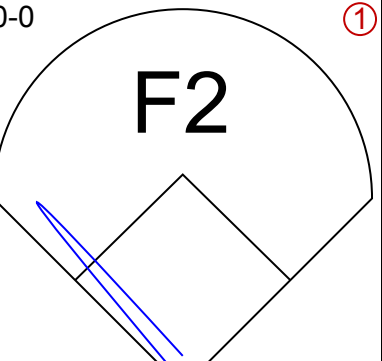
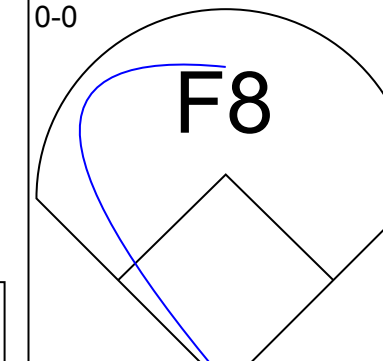
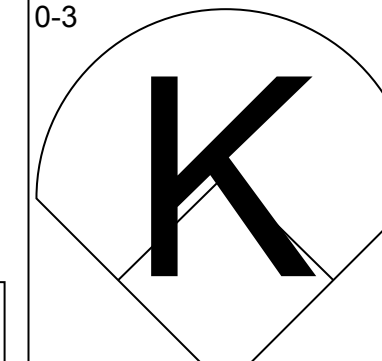
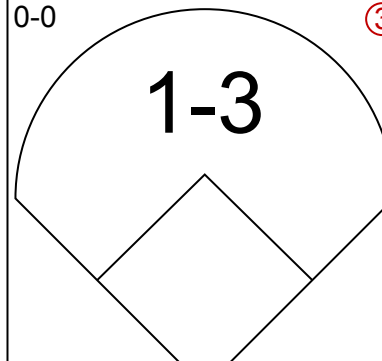
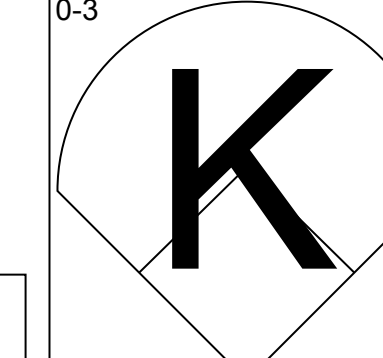
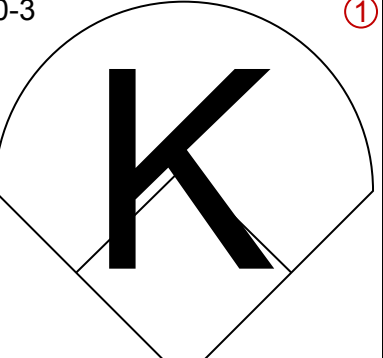
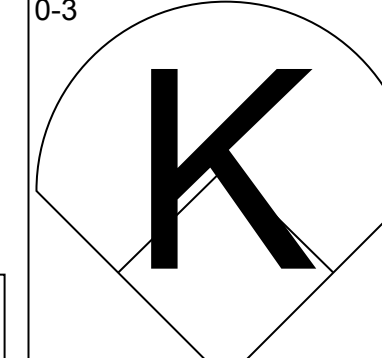
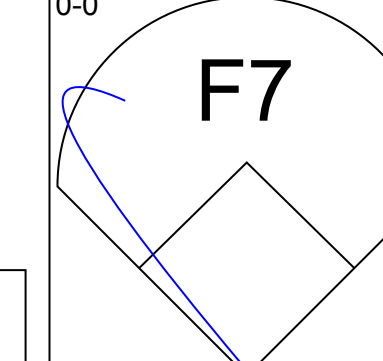
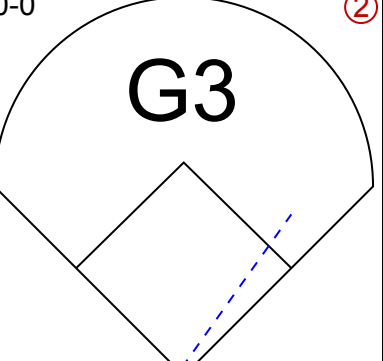
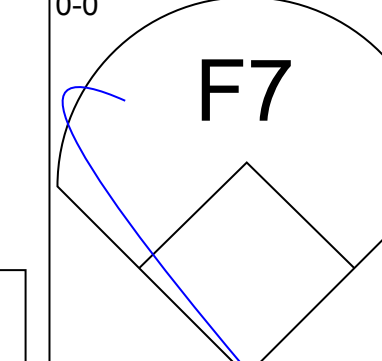
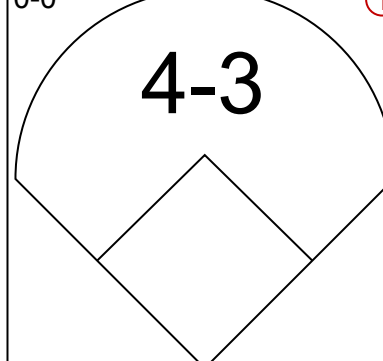
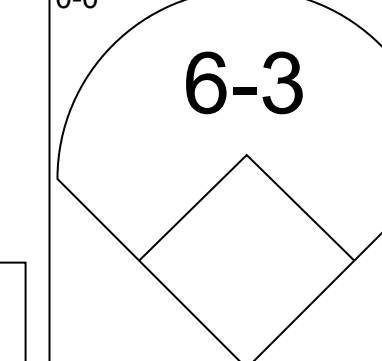
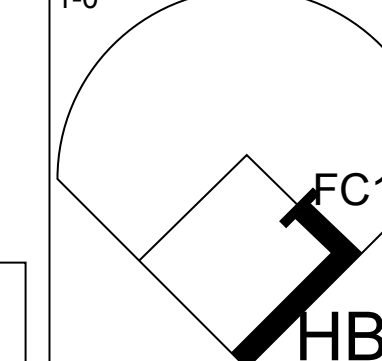
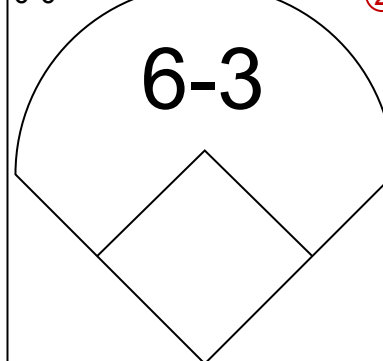

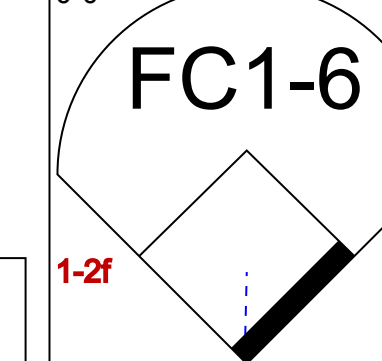


Batter	1	2	3	4	5	6	7	8	9	AB	R	H	RBI	BB	SO	LOB	TOP					
Frank Taveras, R (1.6)	0-0 6-3		0-0 F2			0-0 1B 2B		0-0 B3		4	1	1	0	0	0	0	Pittsburgh Pirates @ Montreal Expos Olympic Stadium, Montreal, QB Sat Sep 23 1978, 3:33 AM EDT Att: 20,324 - Unknown					
Omar Moreno, L (1.8)	4-0 CS BB			4-0 1-3 BB		4-0 1B BB		0-0 B2		1	1	0	0	3	0							
Dave Parker, L (1.9)	0-0 F7 1-2			0-0 1-3		0-0 S 1B 1-2 2-H		0-0 FC5-4 1B		4	0	2	1	0	0	2						
Bill Robinson, R (1.7)		0-0 2B		0-3 K		0-0 1-2 2-H 1B		0-0 FC5-4		4	0	2	1	0	1	2						
Willie Stargell, L (1.3)	0-0 F8		0-0 3-1			0-3 K			0-0 4-3	4	0	0	0	0	1	4						
Phil Garner, R (1.4)	0-0 F7				0-0 F3	0-0 1-3			4-0 G5-4-3 BB	3	0	0	0	1	0	3						
Dale Berra, R (1.5)	0-0 G3				0-0 P4		0-0 F7		0-0 G5-4-3	4	0	0	0	0	0	2						
Duffy Dyer, R (1.2)			0-0 6-3		0-0 5-3		0-0 G3			3	0	0	0	0	0	0						
Bert Blyleven, R (1.1)			0-3 K			0-0 1-3	0-3 K			3	0	0	0	0	2	0						
<b>Inning Stats</b>	R: 0 E: 0 K: 0 S: 2	H: 0 LOB: 0 BB: 1 P: 6	R: 0 E: 0 K: 0 S: 4	H: 1 LOB: 1 BB: 0 P: 4	R: 0 E: 0 K: 1 S: 5	H: 0 LOB: 0 BB: 0 P: 5	R: 0 E: 0 K: 1 S: 5	H: 0 LOB: 1 BB: 1 P: 9	R: 0 E: 0 K: 0 S: 3	H: 0 LOB: 0 BB: 0 P: 3	R: 2 E: 0 K: 1 S: 8	H: 3 LOB: 2 BB: 1 P: 12	R: 0 E: 0 K: 1 S: 5	H: 0 LOB: 0 BB: 0 P: 5	R: 0 E: 0 K: 0 S: 4	H: 1 LOB: 1 BB: 0 P: 4	R: 0 E: 0 K: 0 S: 2	H: 0 LOB: 0 BB: 1 P: 6	1B: 3 2B: 2 3B: 0 HR: 0	SF: 0 SAC: 0 DP: 1 HBP: 0	WP: 0 PB: 0 SB: 1 CS: 1	PA: 34
<b>PITCHER</b> Ross Grimsley, L (1.1) ERA: 3.1	IP: 9.0 WLS: W BF: 34 H: 5 R: 2 ER: 2 SO: 4 BB: 4 IBB: 0 HBP: 0 BLK: 0 WP: 0 HR: 0 S: 38 P: 54 ERA: 2.00 WHIP: 1.000															<b>PITCHER</b>						

Batter	1	2	3	4	5	6	7	8	9	AB	R	H	RBI	BB	SO	LOB	BOTTOM					
Dave Cash, R (1.4)	0-0 HR 1B		0-0 F7		0-0 2B		4-0 FC1-2 IBB			3	1	2	0	1	0	0	Pittsburgh Pirates @ Montreal Expos Olympic Stadium, Montreal, QB Sat Sep 23 1978, 3:33 AM EDT Att: 20,324 - Unknown					
Andra Dawson, R (1.8)	0-0 1-H HR		0-0 F8		0-3 K		0-0 FC1-2			4	1	1	2	0	1	4						
Ellis Valentine, R (1.9)	0-0 1B 1B		0-3 K			0-3 K	0-0 F8			4	0	1	0	0	2	3						
Tony Perez, R (1.3)	0-0 F8			0-0 4-3		0-0 1B		0-0 5-3		4	0	1	0	0	0	1						
Warren Cromartie, L (1.7)	0-0 G5-4-3 1B			0-3 K		0-3 K		0-3 K		4	0	1	0	0	3	1						
Gary Carter, R (1.2)	0-0 G5-4-3			0-0 2B		0-0 P4		4-0 CS BB		3	0	1	0	1	0	3						
Larry Parrish, R (1.5)		0-0 F9		0-0 4-3			0-0 4-3	0-0 CS 1-2	0-0 1B 2B	4	1	1	0	0	0	1						
Chris Speier, R (1.6)		0-3 K			0-0 F7		0-0 SH FC1-2 1B		0-0 6-3	4	0	1	0	0	1	1						
Ross Grimsley, L (1.1) Del Unser, L (9, PH)		0-3 K			0-0 F7		0-0 SH FC1-2 1-3		0-0 1B 2-H	2	0	0	0	0	1	0						
<b>Inning Stats</b>	R: 2 E: 0 K: 0 S: 6	H: 4 LOB: 1 BB: 0 P: 6	R: 0 E: 0 K: 2 S: 7	H: 0 LOB: 0 BB: 0 P: 7	R: 0 E: 0 K: 1 S: 5	H: 0 LOB: 0 BB: 0 P: 5	R: 0 E: 0 K: 1 S: 6	H: 1 LOB: 1 BB: 0 P: 6	R: 0 E: 0 K: 1 S: 6	H: 1 LOB: 1 BB: 0 P: 6	R: 0 E: 0 K: 2 S: 8	H: 1 LOB: 1 BB: 0 P: 8	R: 0 E: 0 K: 0 S: 5	H: 1 LOB: 3 BB: 1 P: 9	R: 0 E: 0 K: 1 S: 4	H: 0 LOB: 0 BB: 1 P: 8	R: 1 E: 0 K: 0 S: 3	H: 2 LOB: 1 BB: 0 P: 3	1B: 6 2B: 3 3B: 0 HR: 1	SF: 0 SAC: 1 DP: 1 HBP: 0	WP: 0 PB: 0 SB: 0 CS: 1	PA: 37
<b>PITCHER</b> Bert Blyleven, R (1.1) ERA: 2.97	IP: 8.1 WLS: L BF: 36 H: 10 R: 3 ER: 3 SO: 8 BB: 1 IBB: 1 HBP: 0 BLK: 0 WP: 0 HR: 1 S: 50 P: 58 ERA: 3.24 WHIP: 1.320															<b>PITCHER</b>						



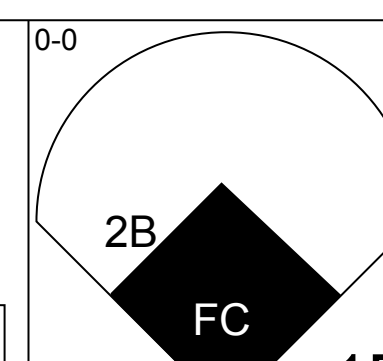
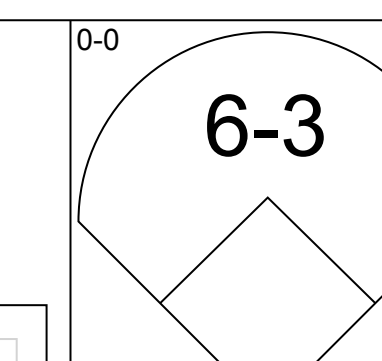
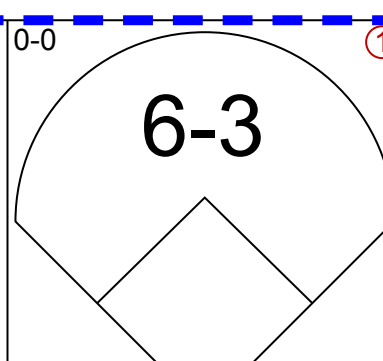
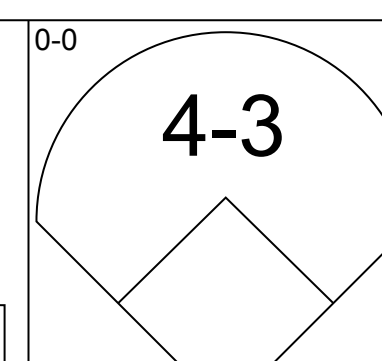
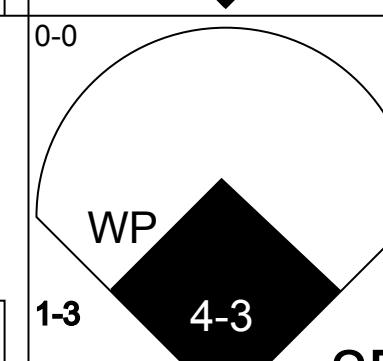
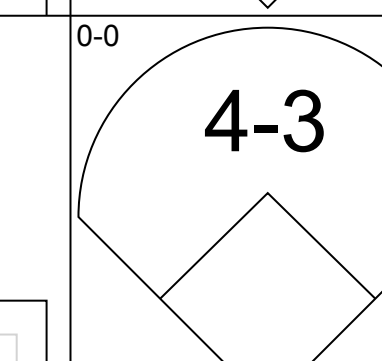
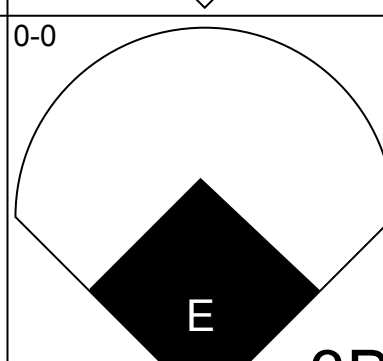
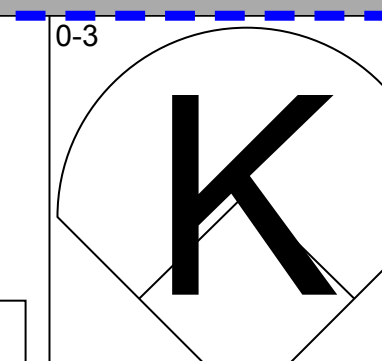
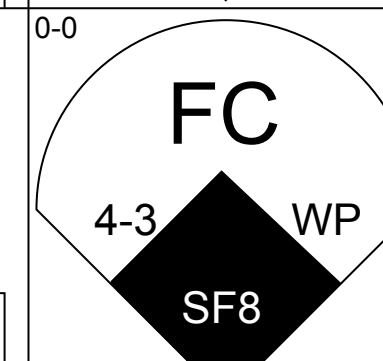
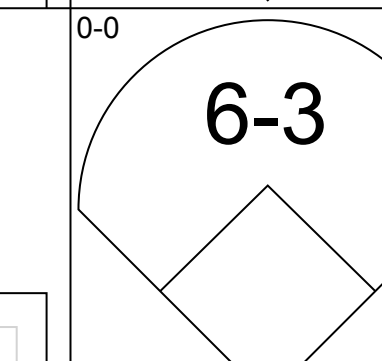
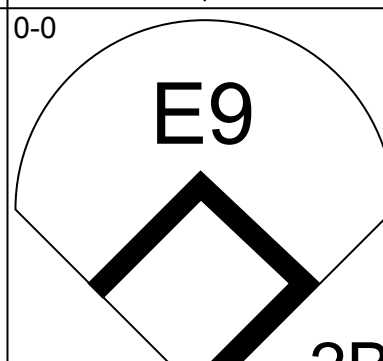
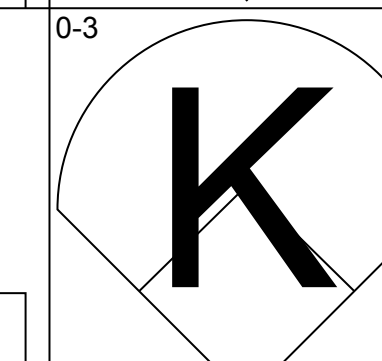
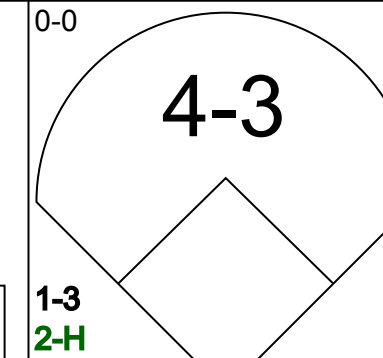
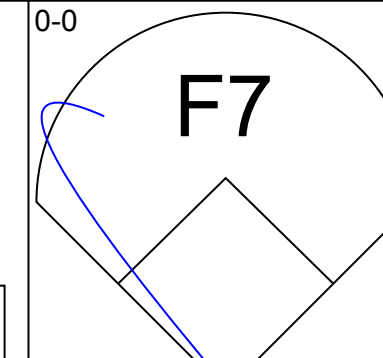
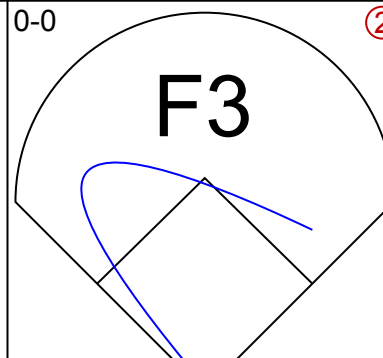
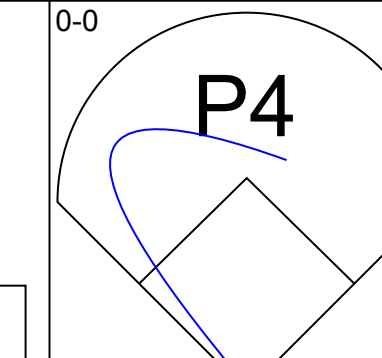
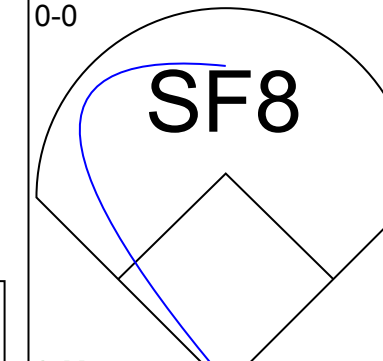
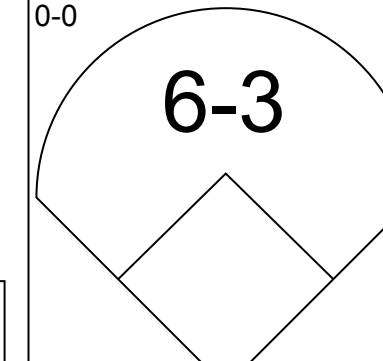
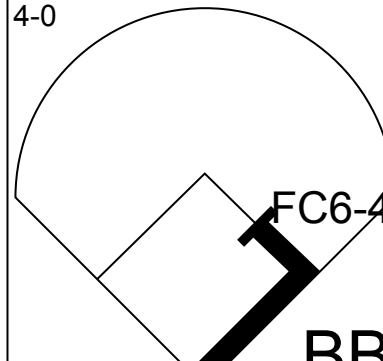
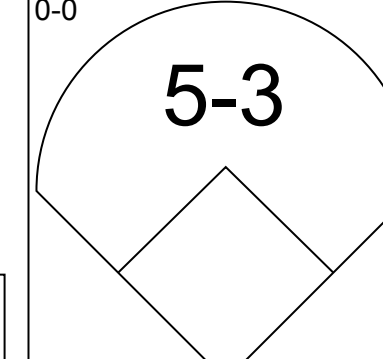
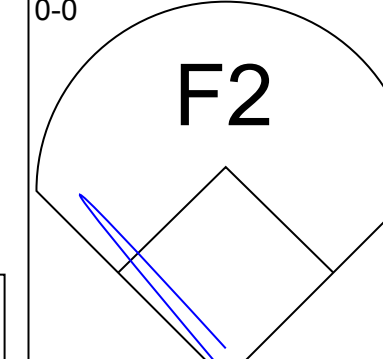
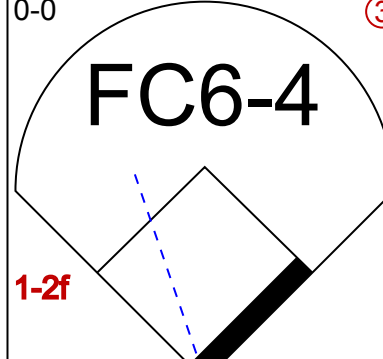
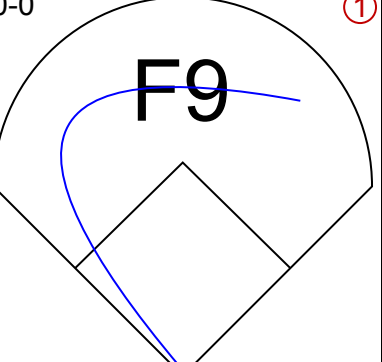
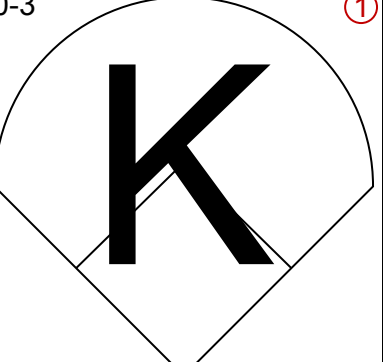
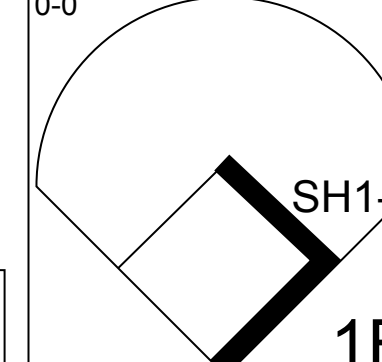
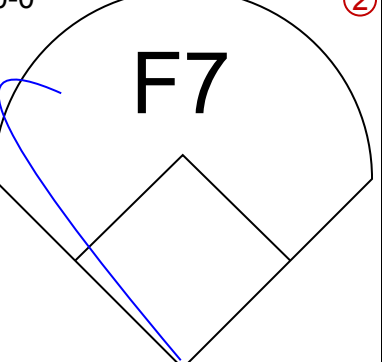
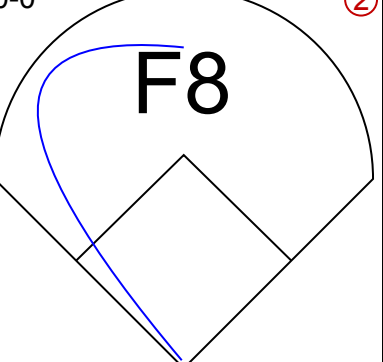
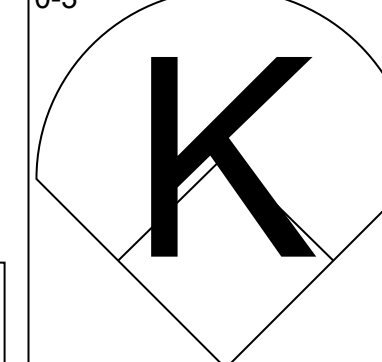
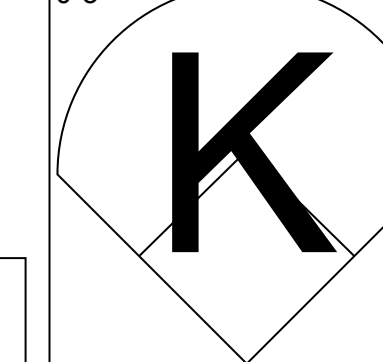
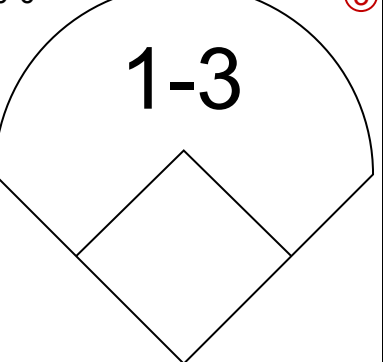
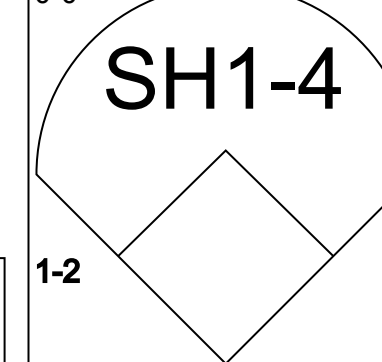


Batter	1	2	3	4	5	6	7	8	9	AB	R	H	RBI	BB	SO	LOB	TOP			
Frank Taveras, R (1,6) OBP: 0.312, SLG: 0.352										4	0	0	0	0	1	1				
Omar Moreno, L (1,8) OBP: 0.335, SLG: 0.299				 1B						4	0	1	0	0	0	0				
Dave Parker, L (1,9) OBP: 0.384, SLG: 0.569				 1-2					 1B	3	0	1	0	1	1	1				
Willie Stargell, L (1,3) OBP: 0.381, SLG: 0.552									 1-2	4	0	1	0	0	2	3				
Ed Ott, L (1,2) OBP: 0.309, SLG: 0.403										4	0	0	0	0	1	3				
Bill Robinson, R (1,5) OBP: 0.295, SLG: 0.418										3	0	0	0	0	3	1				
John Milner, L (1,7) OBP: 0.347, SLG: 0.400										3	0	0	0	0	0	0				
Phil Garner, R (1,4) OBP: 0.353, SLG: 0.408								 HBP		2	0	0	0	0	0	0				
Bruce Kison, R (1,1) OBP: 0.111, SLG: 0.222 (6, PH)								 1-2		1	0	0	0	0	0	0				
Dave May, L (6, PH) OBP: 0.266, SLG: 0.313										1	0	0	0	0	1	0				
Jim Bibby, R (6,1) OBP: 0.206, SLG: 0.226 (8, PH)										0	0	0	0	0	0	0				
Rennie Stennett, R (8, PH) OBP: 0.276, SLG: 0.311										1	0	0	0	0	0	1				
Kent Tekulve, R (8,1) OBP: 0.136, SLG: 0.095										0	0	0	0	0	0	0				
<b>Inning Stats</b>	R: 0 E: 0 K: 1 S: 5	H: 0 LOB: 1 BB: 1 P: 9	R: 0 E: 0 K: 1 S: 5	H: 0 LOB: 0 BB: 0 P: 5	R: 0 E: 0 K: 0 S: 3	H: 0 LOB: 0 BB: 0 P: 3	R: 0 E: 0 K: 2 S: 8	H: 1 LOB: 1 BB: 0 P: 8	R: 0 E: 0 K: 1 S: 5	H: 0 LOB: 0 BB: 0 P: 5	R: 0 E: 0 K: 1 S: 5	H: 1 LOB: 1 BB: 0 P: 8	R: 0 E: 0 K: 0 S: 3	H: 0 LOB: 1 BB: 0 P: 4	R: 0 E: 0 K: 1 S: 6	H: 1 LOB: 1 BB: 0 P: 6	1B: 3 2B: 0 3B: 0 HR: 0	SF: 0 SAC: 0 DP: 0 HBP: 1	WP: 1 PB: 0 SB: 1 CS: 0	PA: 32
<b>PITCHER</b> Scott Sanderson, R (1,1) ERA: 2.11	IP: 9.0 WLS: W BF: 32 H: 3 R: 0 ER: 0 SO: 9 BB: 1 IBB: 0 HBP: 1 BLK: 0 WP: 1 HR: 0 S: 48 P: 53 ERA: 0.00 WHIP: 0.444															<b>PITCHER</b> IP: 9.0 WLS: W BF: 32 H: 3 R: 0 ER: 0 SO: 9 BB: 1 IBB: 0 HBP: 1 BLK: 0 WP: 1 HR: 0 S: 48 P: 53 ERA: 0.00 WHIP: 0.444				

Pittsburgh Pirates @ Montreal Expos  
Olympic Stadium, Montreal, QB  
Sun Sep 24 1978, 3:33 AM EDT  
Att: 23,260 - Unknown

AB 30  
R 0  
H 3  
RBI 0  
BB 1  
SO 9  
LOB 10



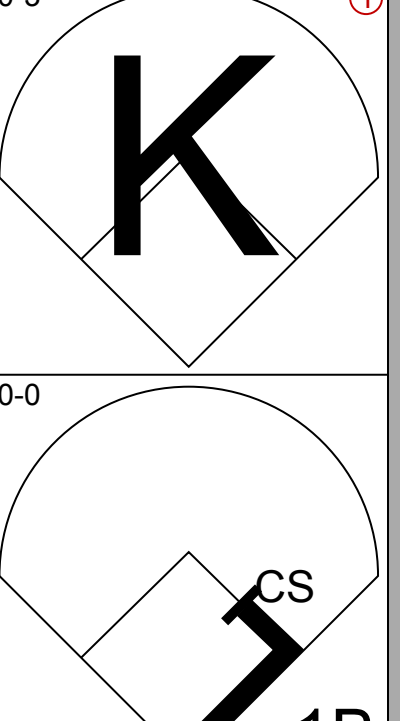
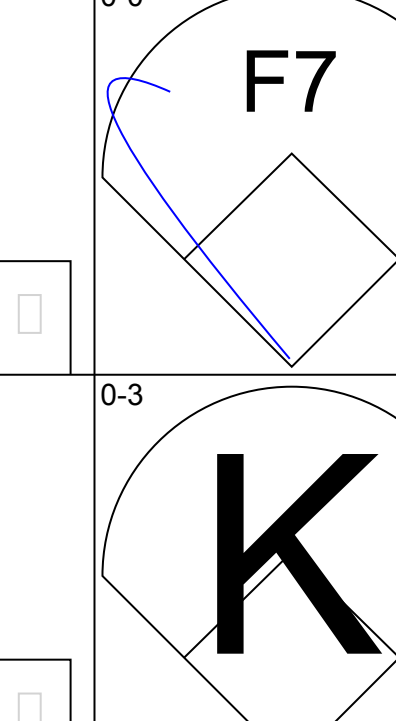
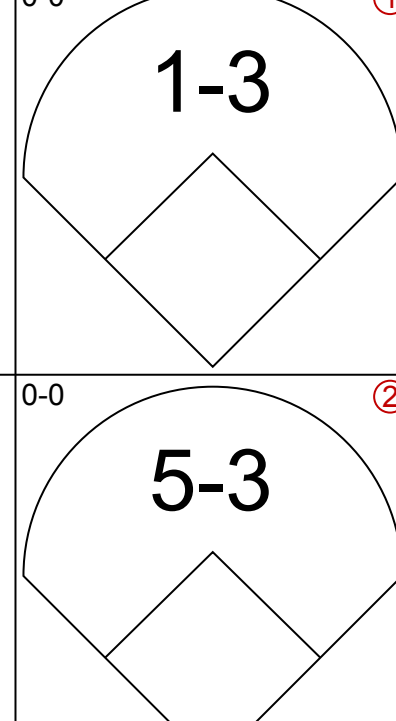
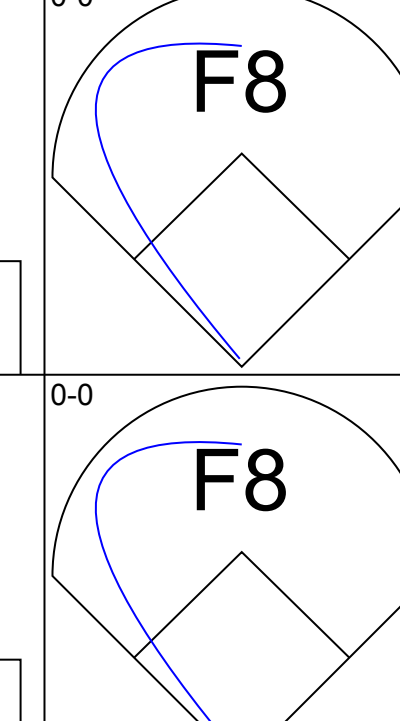
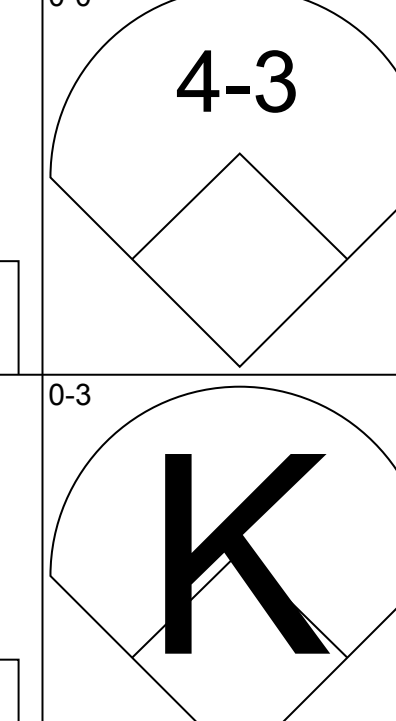
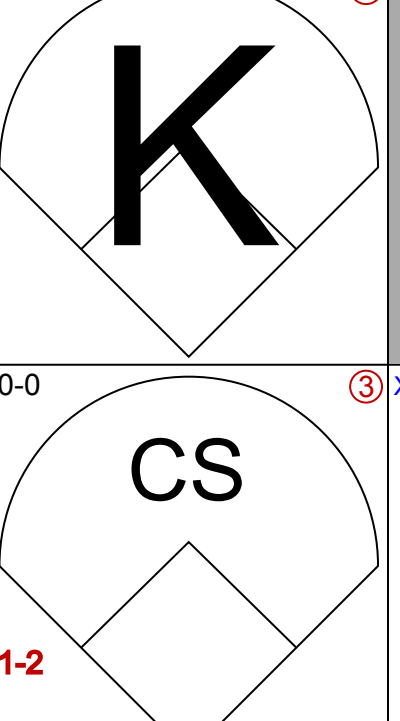

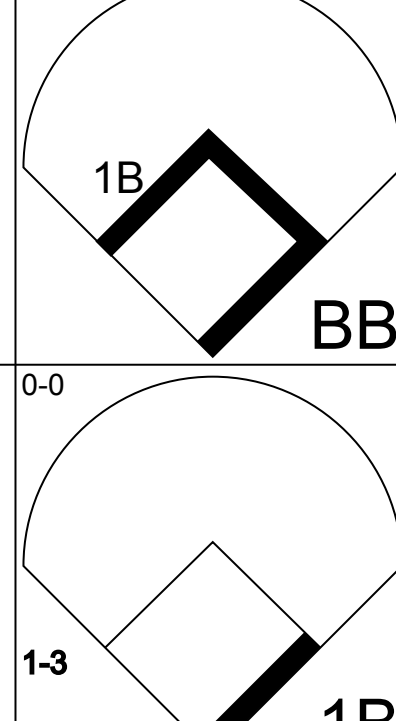



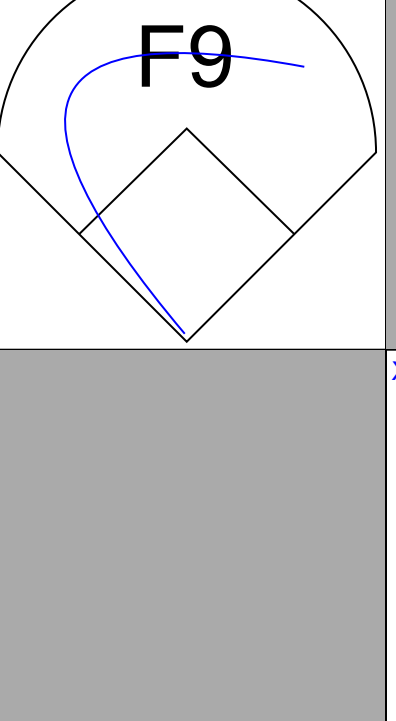
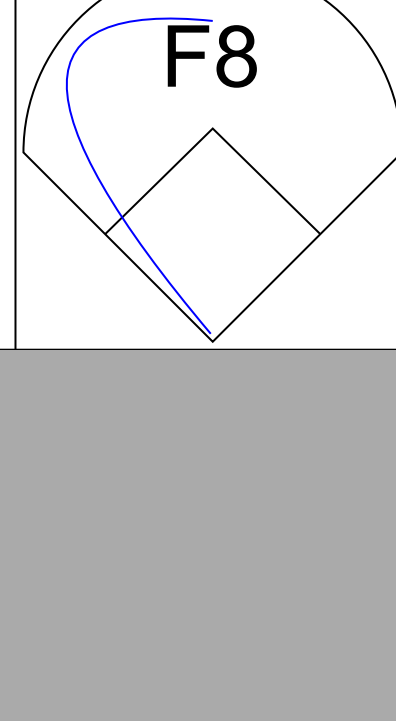
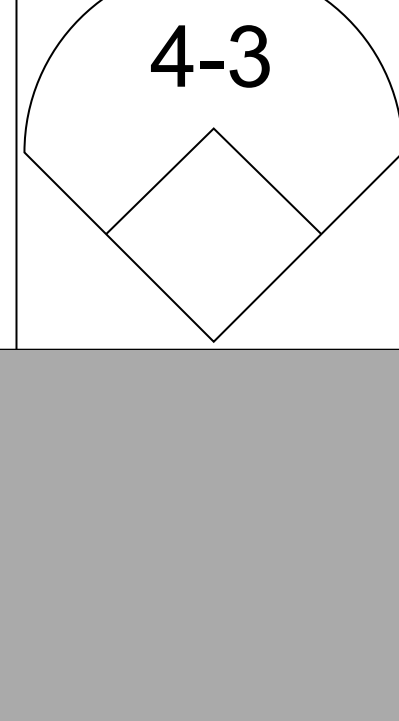
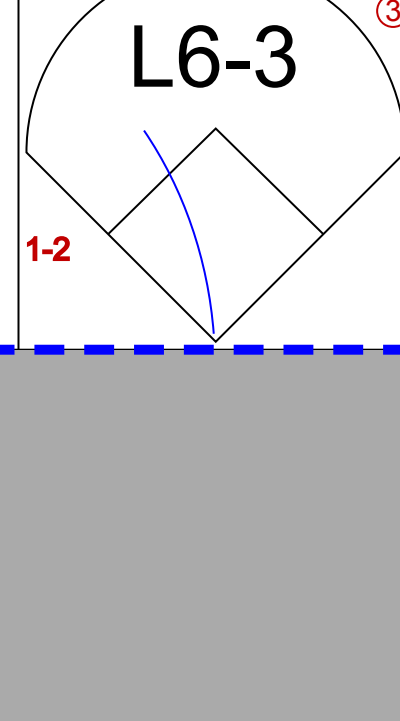

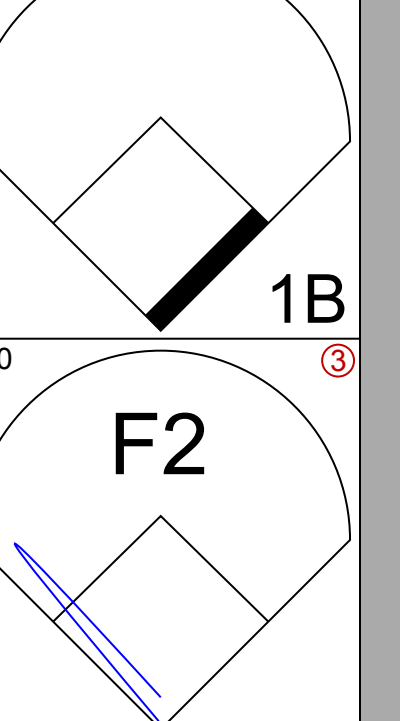




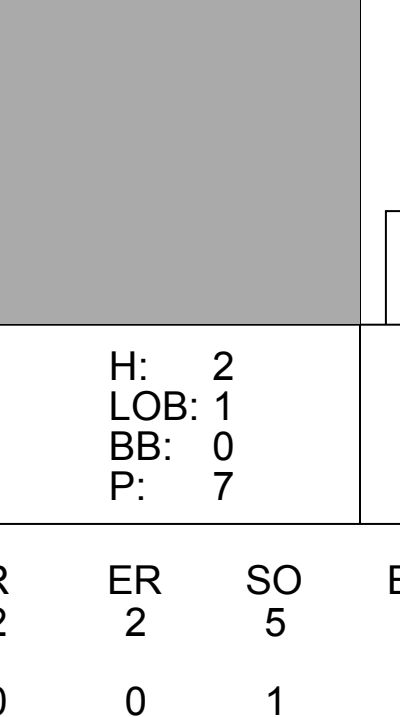
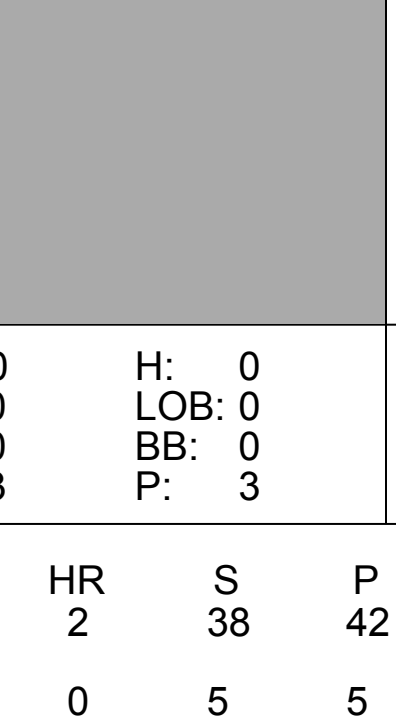
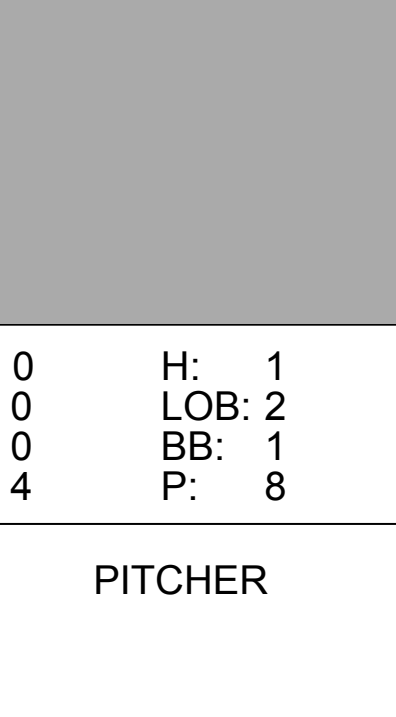
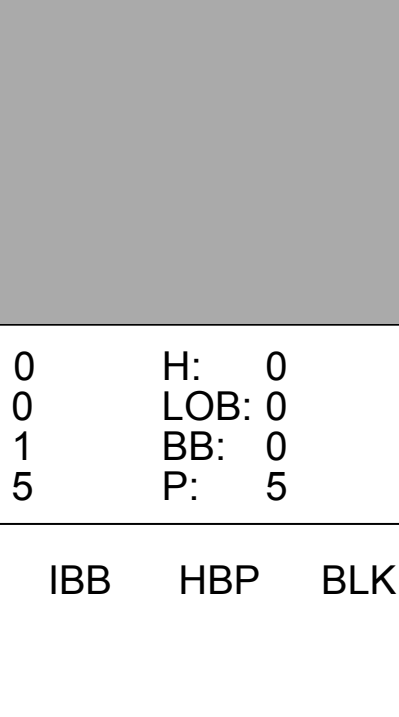
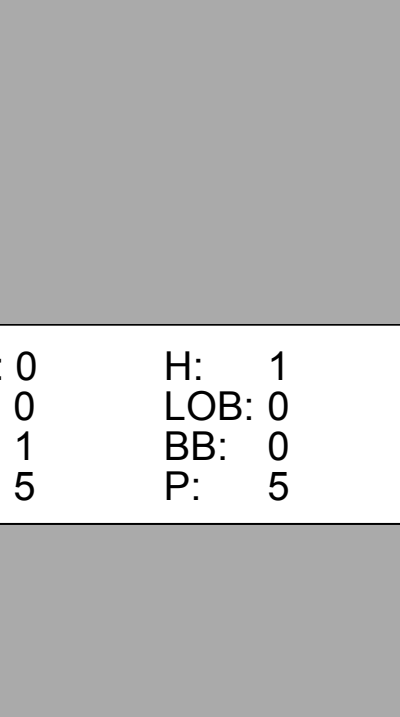
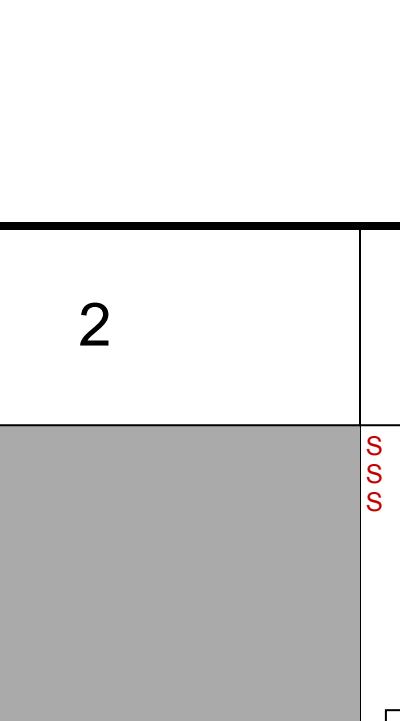
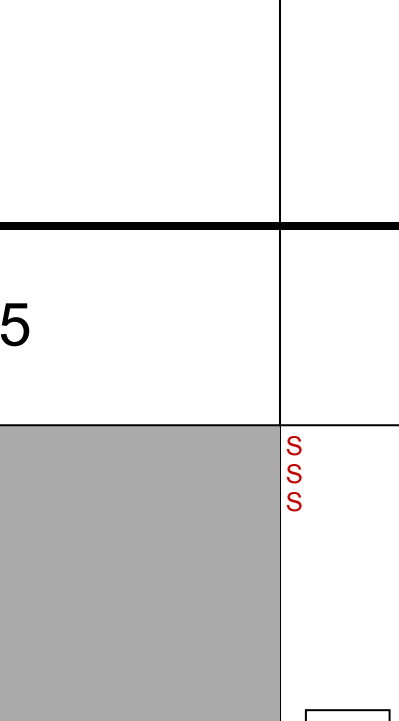
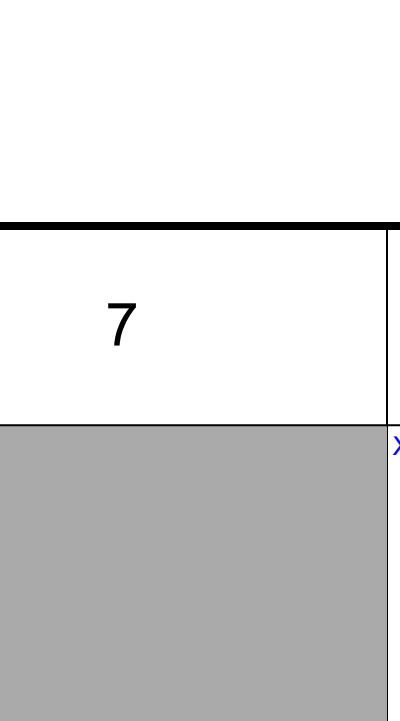
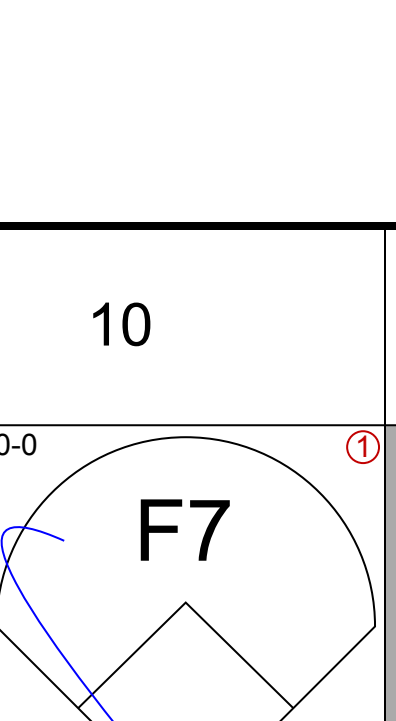

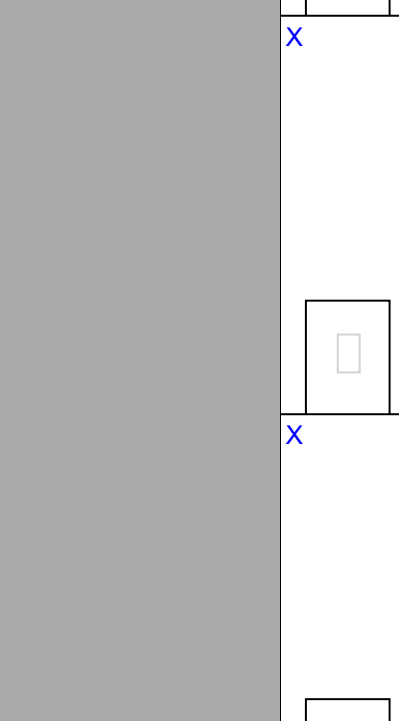

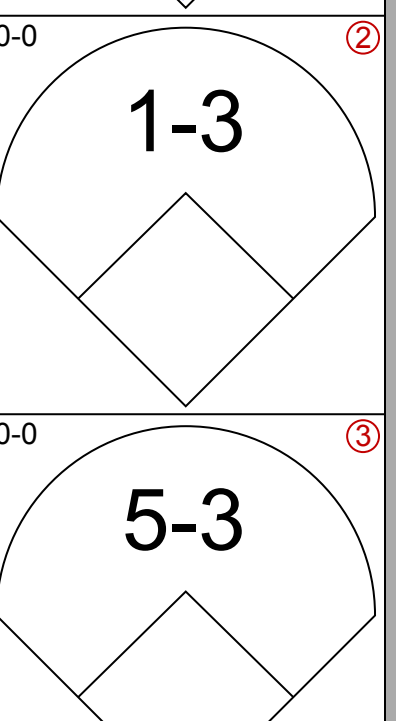
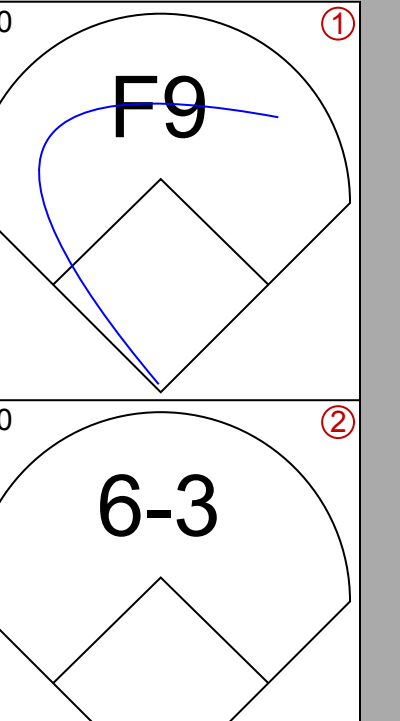
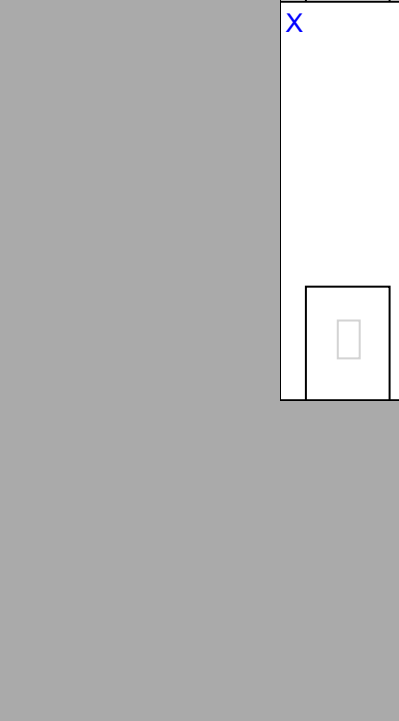
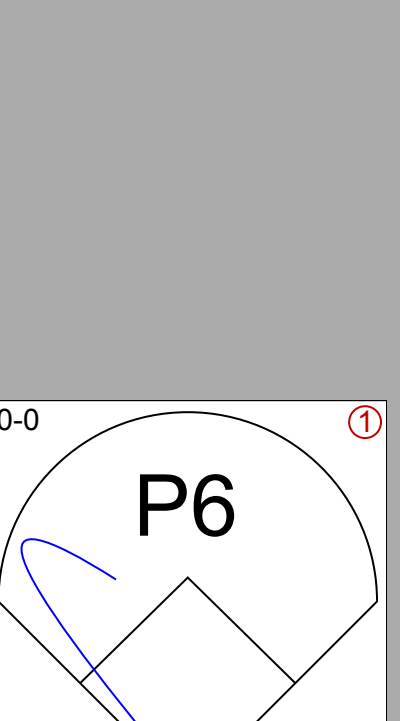


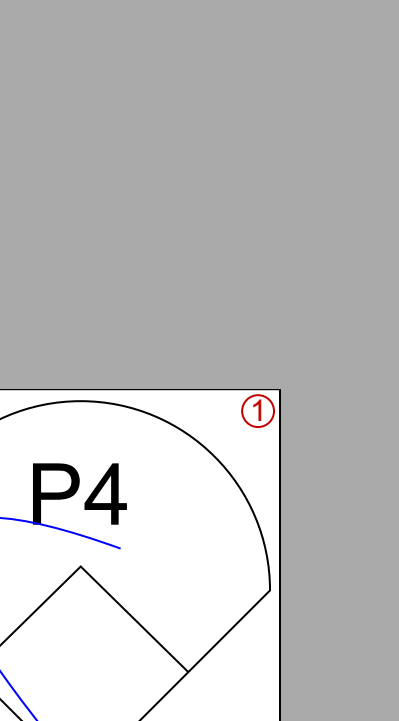

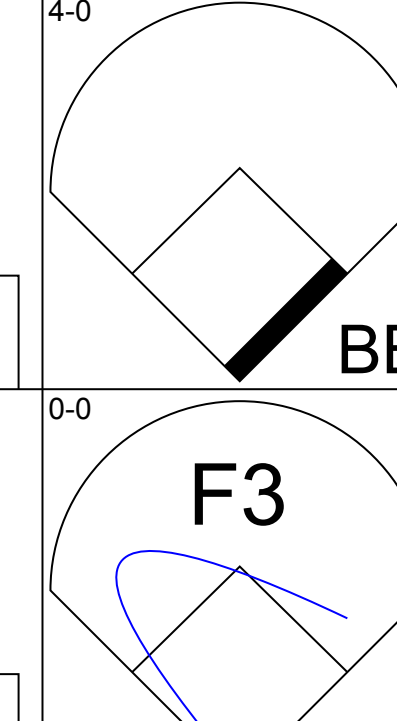
Batter	1	2	3	4	5	6	7	8	9	AB	R	H	RBI	BB	SO	LOB	BOTTOM			
Dave Cash, R (1,4) OBP: 0.290, SLG: 0.313	 FC 1B									4	1	1	0	0	0	1				
Andra Dawson, R (1,8) OBP: 0.300, SLG: 0.440	 4-3 2B					 3B				4	2	2	0	0	1	0				
Ellis Valentine, R (1,9) OBP: 0.332, SLG: 0.496	 4-3 WP SF8					 2B				4	1	1	2	0	1	1				
Tony Perez, R (1,3) OBP: 0.333, SLG: 0.450	 3-H 2-H									4	0	0	1	0	0	2				
Warren Cromartie, L (1,7) OBP: 0.339, SLG: 0.418						 BB				1	0	0	1	1	0	0				
Gary Carter, R (1,2) OBP: 0.334, SLG: 0.417						 1-2				3	0	0	0	0	0	2				
Chris Speier, R (1,6) OBP: 0.330, SLG: 0.330							 1B			3	0	1	0	0	1	0				
Stan Papi, R (1,5) OBP: 0.304, SLG: 0.328										3	0	0	0	0	1	1				
Scott Sanderson, R (1,1) OBP: 0.118, SLG: 0.118							 1-2			2	0	0	0	0	1	0				
<b>Inning Stats</b>	R: 3 E: 0 K: 0 S: 6	H: 2 LOB: 0 BB: 0 P: 6	R: 0 E: 0 K: 1 S: 5	H: 0 LOB: 0 BB: 0 P: 5	R: 0 E: 0 K: 0 S: 3	H: 0 LOB: 0 BB: 0 P: 3	R: 0 E: 0 K: 0 S: 3	H: 0 LOB: 0 BB: 0 P: 3	R: 1 E: 1 K: 0 S: 5	H: 2 LOB: 2 BB: 1 P: 9	R: 0 E: 0 K: 1 S: 6	H: 1 LOB: 1 BB: 0 P: 6	R: 0 E: 0 K: 2 S: 7	H: 0 LOB: 0 BB: 0 P: 7	R: 0 E: 0 K: 1 S: 6	H: 0 LOB: 0 BB: 0 P: 7	1B: 2 2B: 2 3B: 1 HR: 0	SF: 1 SAC: 1 DP: 0 HBP: 0	WP: 1 PB: 0 SB: 0 CS: 0	PA: 31
<b>PITCHER</b> Bruce Kison, R (1,1) ERA: 3.3	IP: 5.0 WLS: L BF: 18 H: 2 R: 3 ER: 3 SO: 2 BB: 0 IBB: 0 HBP: 0 BLK: 0 WP: 0 HR: 0 S: 22 P: 22 ERA: 5.40 WHIP: 0.400															<b>PITCHER</b> IP: 5.0 WLS: L BF: 18 H: 2 R: 3 ER: 3 SO: 2 BB: 0 IBB: 0 HBP: 0 BLK: 0 WP: 0 HR: 0 S: 22 P: 22 ERA: 5.40 WHIP: 0.400				
Jim Bibby, R (6,1) ERA: 3.57	IP: 2.0 WLS: 10 BF: 3 H: 1 R: 1 ER: 1 SO: 1 BB: 0 IBB: 0 HBP: 0 BLK: 0 WP: 0 HR: 0 S: 11 P: 15 ERA: 4.50 WHIP: 2.000															<b>PITCHER</b> IP: 2.0 WLS: 10 BF: 3 H: 1 R: 1 ER: 1 SO: 1 BB: 0 IBB: 0 HBP: 0 BLK: 0 WP: 0 HR: 0 S: 11 P: 15 ERA: 4.50 WHIP: 2.000				
Kent Tekulve, R (8,1) ERA: 2.13	IP: 1.0 WLS: 3 BF: 0 H: 0 R: 0 ER: 0 SO: 2 BB: 0 IBB: 0 HBP: 0 BLK: 0 WP: 0 HR: 0 S: 7 P: 7 ERA: 0.00 WHIP: 0.000															<b>PITCHER</b> IP: 1.0 WLS: 3 BF: 0 H: 0 R: 0 ER: 0 SO: 2 BB: 0 IBB: 0 HBP: 0 BLK: 0 WP: 0 HR: 0 S: 7 P: 7 ERA: 0.00 WHIP: 0.000				

Pittsburgh Pirates @ Montreal Expos  
Olympic Stadium, Montreal, QB  
Sun Sep 24 1978, 3:33 AM EDT  
Att: 23,260 - Unknown

AB 28  
R 4  
H 5  
RBI 4  
BB 1  
SO 5  
LOB 7




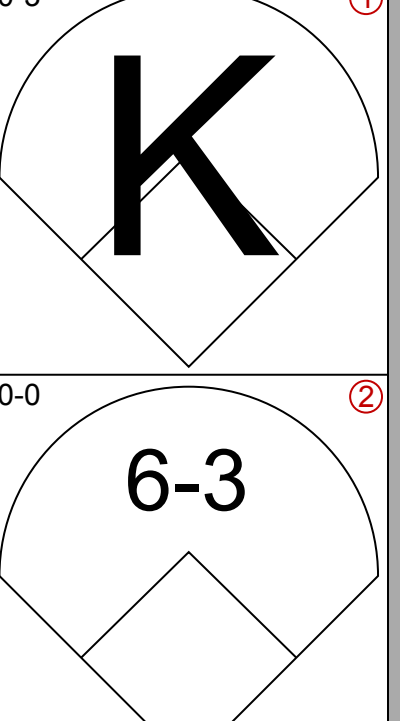
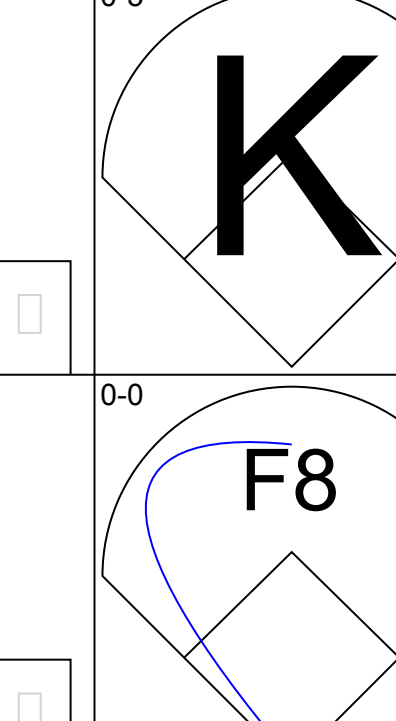
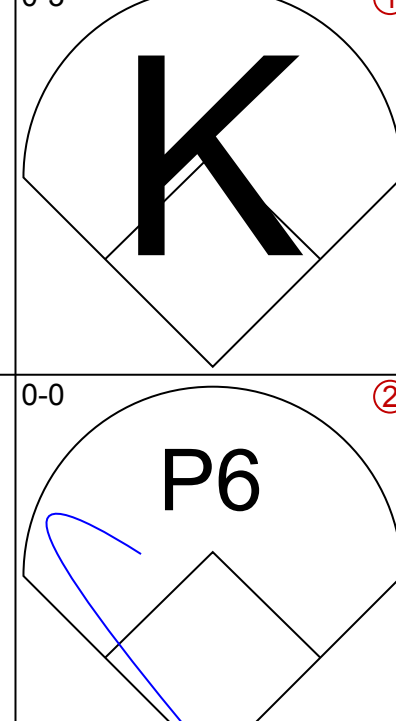
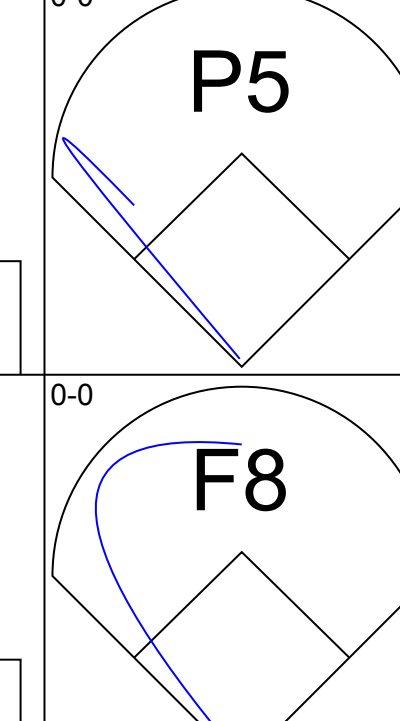
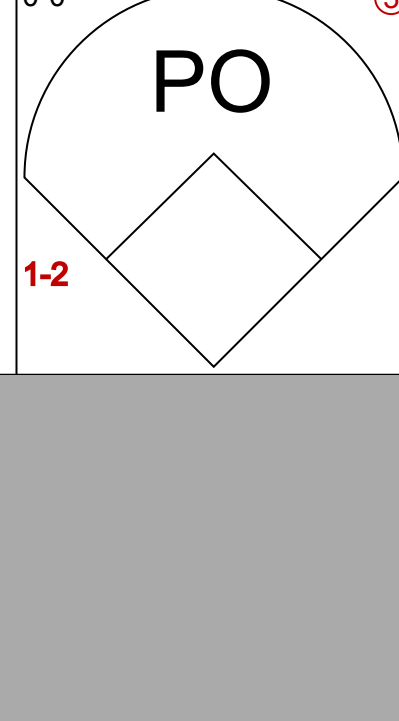
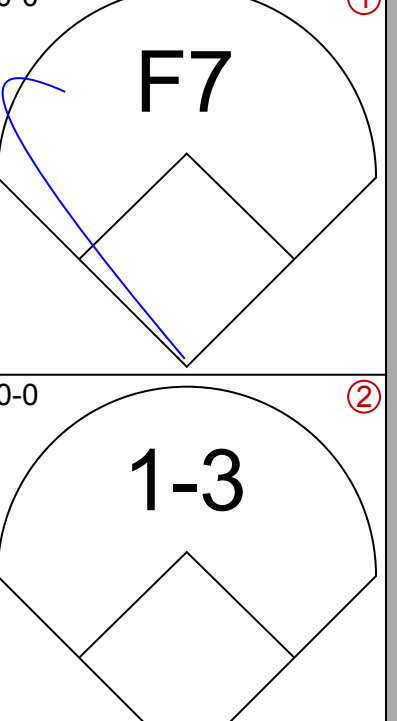
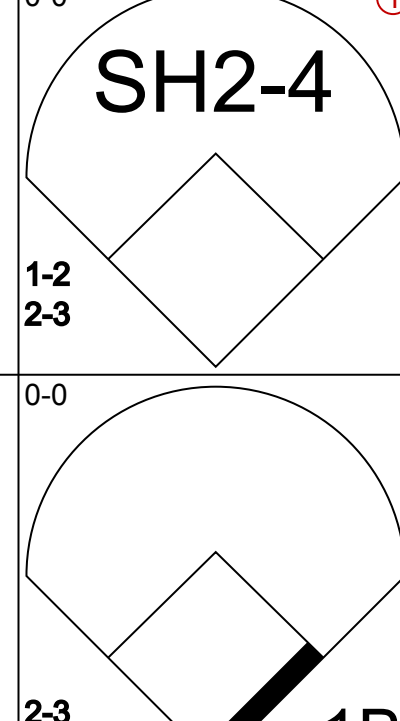


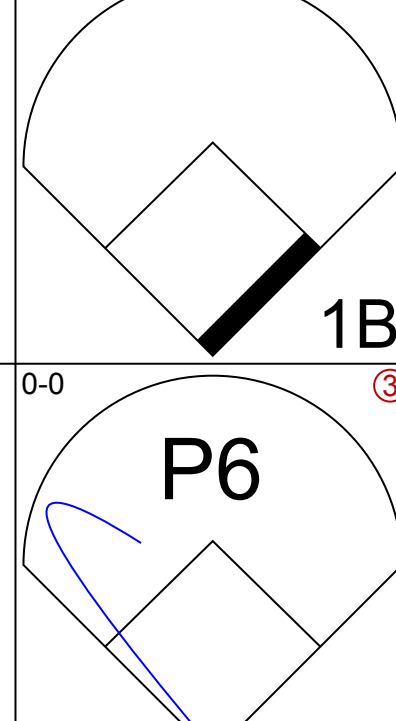

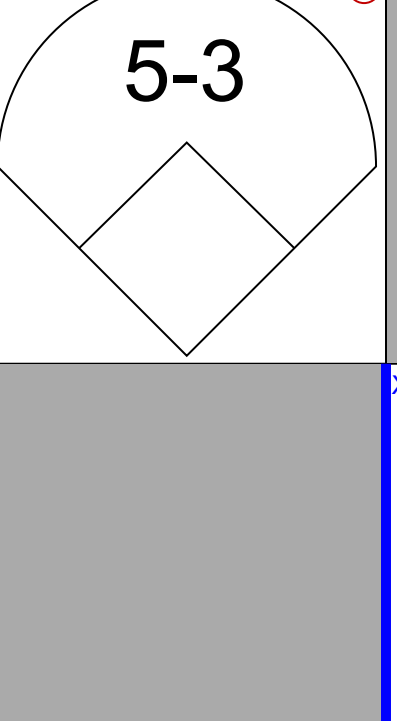


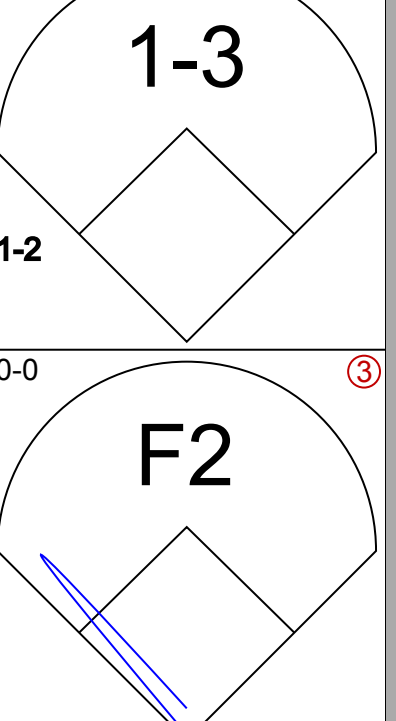


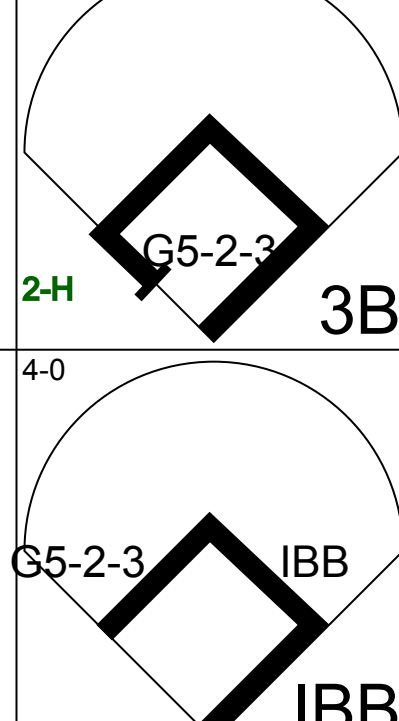

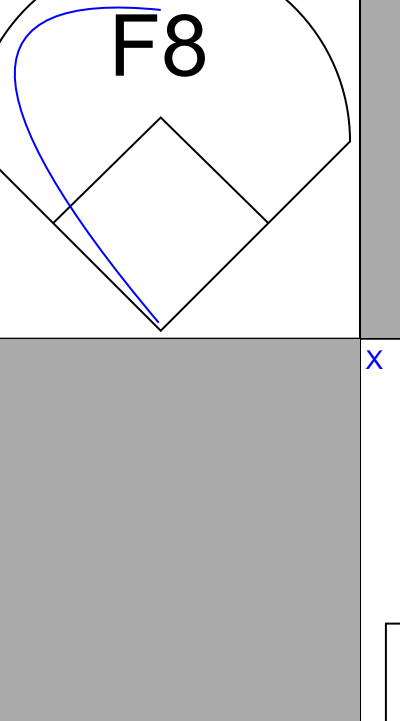


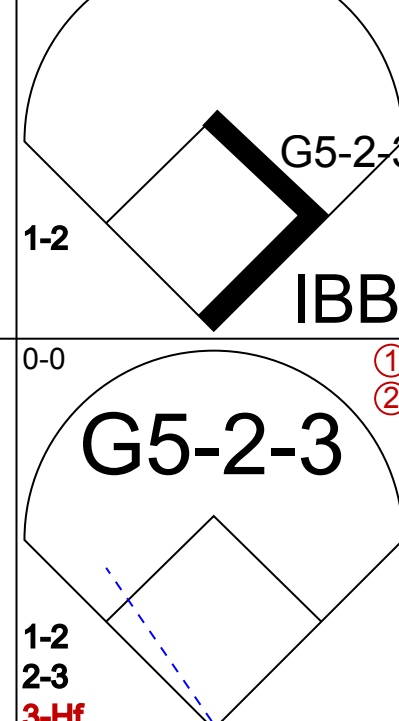
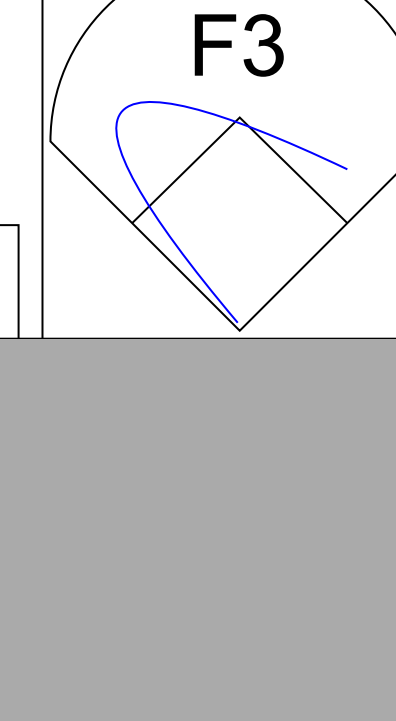
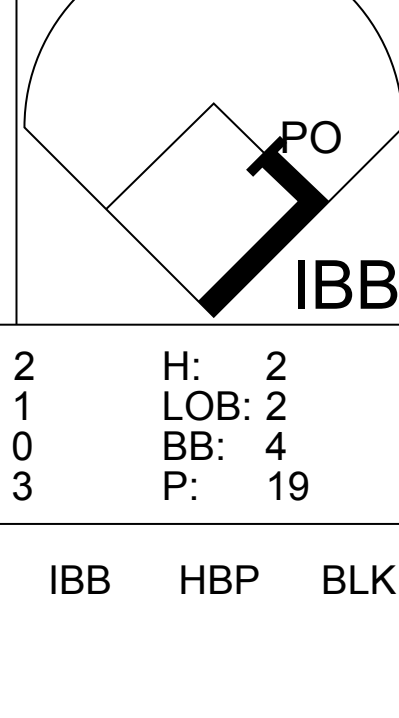
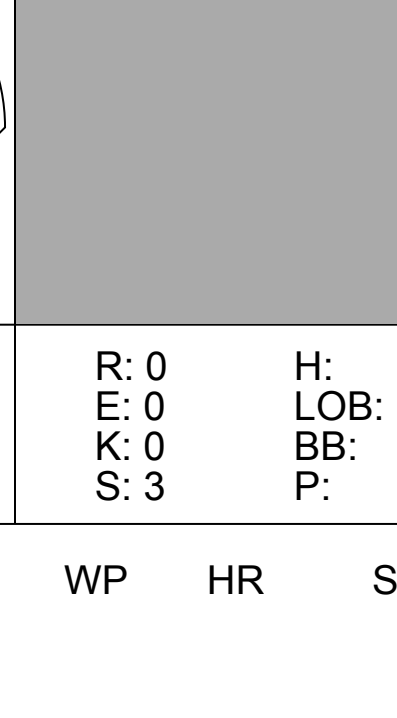
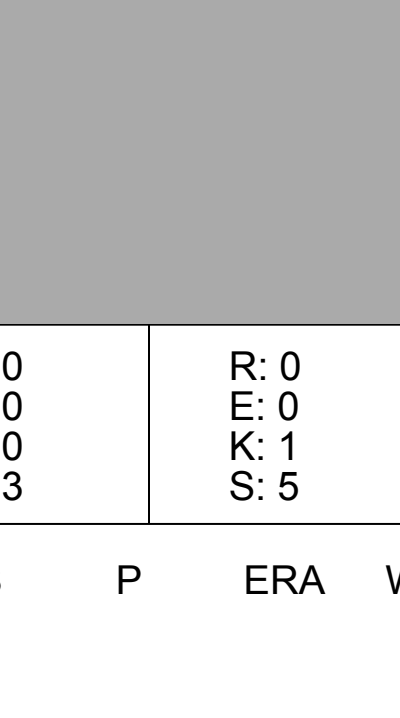








Batter	1	2	3	4	5	6	7	8	9	10	11	12	AB	R	H	RBI	BB	SO	LOB	TOP			
Dave Cash, R OBP: 0.288, SLG: 0.310 (1.4)													5	0	0	0	0	1	0				
Andre Dawson, R OBP: 0.300, SLG: 0.438 (1.8)													5	0	1	0	0	2	0				
Ellis Valentine, R OBP: 0.333, SLG: 0.495 (1.9)													4	0	1	0	1	2	1				
Tony Perez, R OBP: 0.332, SLG: 0.448 (1.3)													5	0	1	0	0	1	1				
Warren Cromartie, L OBP: 0.336, SLG: 0.415 (1.7)													5	0	0	0	0	1	3				
Gary Carter, R OBP: 0.329, SLG: 0.429 (1.2)													4	2	2	2	0	0	0				
Chris Speier, R OBP: 0.329, SLG: 0.329 (1.6)													4	0	1	0	0	1	0				
Stan Papi, R OBP: 0.296, SLG: 0.318 (1.5)													4	0	0	0	0	1	1				
Dan Schatzeder, L Mike Garman, R Darold Knowles, L Del Unser, SLG: 0.381 Stan Bahnsen, R Woodie Fryman, R OBP: 0.300, SLG: 1.000 (1.1)													3	0	0	0	0	0	0				
<b>Inning Stats</b>	R: 0 E: 0 K: 2 S: 7	H: 1 LOB: 0 BB: 0 P: 7	R: 1 E: 0 K: 1 S: 7	H: 2 LOB: 1 BB: 0 P: 7	R: 0 E: 0 K: 1 S: 5	H: 0 LOB: 0 BB: 0 P: 5	R: 0 E: 0 K: 0 S: 3	H: 0 LOB: 0 BB: 0 P: 3	R: 1 E: 0 K: 0 S: 4	H: 1 LOB: 0 BB: 0 P: 4	R: 0 E: 0 K: 1 S: 5	H: 0 LOB: 0 BB: 0 P: 5	R: 0 E: 0 K: 1 S: 5	H: 0 LOB: 0 BB: 0 P: 5	R: 0 E: 0 K: 2 S: 5	H: 0 LOB: 0 BB: 0 P: 7	R: 0 E: 0 K: 1 S: 5	H: 1 LOB: 0 BB: 0 P: 6	1B: 4 2B: 1 3B: 0 HR: 2	SF: 0 SAC: 0 DP: 1 HBP: 0	WP: 0 PB: 0 SB: 0 CS: 1	PA: 42	
<b>PITCHER</b>	IP WLS BF H R ER SO BB IBB HBP BLK WP HR S P ERA WHIP	<b>PITCHER</b>																					
Randy Lerch, L ERA: 3.87 Warren Brusstar, R ERA: 2.22 Ron Reed, R ERA: 2.23	(1.1) (8.1) (10.1)	8.0 1.0 3.0	29 3 9	5 0 1	2 0 0	2 0 0	5 1 4	0 0 0	0 0 0	0 0 0	0 0 0	0 0 0	0 0 0	0 0 0	0 0 0	0 0 0	0 0 0	0 0 0	0 0 0	0 0 0	0 0 0	0 0 0	0 0 0

**Montreal Expos @ Philadelphia Phillies**  
Veterans Stadium, Philadelphia, PA  
Mon Sep 25 1978, 7:05 PM EDT  
Att. 11,651 - Unknown


AB 40  
R 2  
H 6  
RBI 2  
BB 1  
SO 10  
LOB 6



Batter	1	2	3	4	5	6	7	8	9	10	11	12	AB	R	H	RBI	BB	SO	LOB	BOTTOM				
Jerry Martin, R OBP: 0.446 Tim McCarver, L OBP: 0.360, SLG: 0.343 Bud Harrelson, S OBP: 0.240 (1.9)													4	0	0	0	0	3	1					
Larry Bowa, S OBP: 0.376 (1.6)													6	0	1	1	0	0	1					
Garry Maddox, R OBP: 0.331, SLG: 0.411 (1.8)													4	1	2	0	1	1	0					
Greg Luzinski, R OBP: 0.509 Lonnie Smith, R (8. PR) (10.7)													4	0	1	0	0	1	2					
Richie Hebner, L OBP: 0.372, SLG: 0.470 (11. PH) (12.3)													0	1	0	0	0	0	0					
Mike Schmidt, R OBP: 0.366, SLG: 0.445 (1.5)													5	0	1	1	0	1	1					
José Cardenal, R OBP: 0.330, SLG: 0.381 (1.3) (12.7)													1	0	0	0	4	0	1					
Bob Boone, R OBP: 0.349, SLG: 0.427 (1.2)													4	0	0	0	1	0	3					
Ted Sizemore, R OBP: 0.277, SLG: 0.283 Ron Reed, R Orlando Gonzalez, L OBP: 0.160, SLG: 0.143 (1.4) (10.1) (12. PH)													4	0	0	0	0	0	4					
Randy Lerch, L OBP: 0.291, SLG: 0.328 Pete Mackanin, R OBP: 0.333, SLG: 0.333 Warren Brusstar, R OBP: 0.143, SLG: 0.286 Bake McBride, L OBP: 0.315, SLG: 0.392 (1.1) (8. PH) (9.1) (10.9)													1	0	0	0	1	0	0					
<b>Inning Stats</b>	R: 0 E: 0 K: 2 S: 7	H: 0 LOB: 0 BB: 0 P: 7	R: 0 E: 0 K: 0 S: 3	H: 0 LOB: 1 BB: 1 P: 7	R: 0 E: 0 K: 1 S: 9	H: 0 LOB: 1 BB: 1 P: 9	R: 0 E: 0 K: 1 S: 6	H: 1 LOB: 1 BB: 0 P: 6	R: 0 E: 0 K: 0 S: 3	H: 0 LOB: 0 BB: 0 P: 3	R: 0 E: 0 K: 1 S: 6	H: 0 LOB: 0 BB: 0 P: 5	R: 2 E: 1 K: 0 S: 3	H: 2 LOB: 2 BB: 4 P: 19	R: 0 E: 0 K: 0 S: 3	H: 0 LOB: 0 BB: 0 P: 3	R: 0 E: 0 K: 1 S: 5	H: 0 LOB: 1 BB: 1 P: 9	R: 1 E: 1 K: 0 S: 4	H: 2 LOB: 2 BB: 0 P: 4	1B: 5 2B: 0 3B: 1 HR: 0	SF: 0 SAC: 1 DP: 1 HBP: 0	WP: 1 PB: 0 SB: 0 CS: 0	PA: 48
<b>PITCHER</b>	IP WLS BF H R ER SO BB IBB HBP BLK WP HR S P ERA WHIP	<b>PITCHER</b>																						
Dan Schatzeder, L Mike Garman, R Darold Knowles, L Stan Bahnsen, R Woodie Fryman, L ERA: 4.44 ERA: 2.45 ERA: 3.84 ERA: 4.22	(1.1) (8.1) (9.1) (11.1) (12.1)	8.0 1.2 0.1	30 2 3	2 0 1	1 1 0	6 0 0	4 0 0	0 3 0	0 0 0	0 1 0	0 3 3	0 3 3	0 0 0	0 0 0	0 0 0	0 0 0	0 0 0	0 0 0	0 0 0	0 0 0	0 0 0	0 0 0	0 0 0	0 0 0

**Montreal Expos @ Philadelphia Phillies**  
Veterans Stadium, Philadelphia, PA  
Mon Sep 25 1978, 7:05 PM EDT  
Att. 11,651 - Unknown

AB 38  
R 3  
H 6  
RBI 2  
BB 8  
SO 7  
LOB 14





Batter	1	2	3	4	5	6	7	8	9	AB	R	H	RBI	BB	SO	LOB	TOP					
<b>Dave Cash, R</b> OBP: 0.287, SLG: 0.310 (1.4)										4	0	1	1	0	0	1	<b>Montreal Expos @ Philadelphia Phillies</b> Veterans Stadium, Philadelphia, PA Tue Sep 26 1978, 7:05 PM EDT Unknown					
<b>Andra Dawson, R</b> OBP: 0.298, SLG: 0.435 (1.8)										4	0	0	0	0	0	1						
<b>Ellis Valentine, R</b> OBP: 0.331, SLG: 0.491 (1.9)										4	0	0	0	0	2	0						
<b>Tony Perez, R</b> OBP: 0.332, SLG: 0.445 (1.3)										3	0	0	0	1	1	0						
<b>Warren Cromartie, L</b> OBP: 0.337, SLG: 0.414 (1.7)										3	1	1	0	0	1	0						
<b>Gary Carter, R</b> OBP: 0.335, SLG: 0.427 (1.2)										3	1	0	0	1	0	3						
<b>Chris Speier, R</b> OBP: 0.330, SLG: 0.329 (1.6)										3	1	1	0	1	0	1						
<b>Stan Papi, R</b> OBP: 0.301, SLG: 0.323 (1.5)										4	0	2	2	0	0	0						
<b>David Palmer, R</b> OBP: 0.346, SLG: 0.587 (5. PH)										1	0	0	0	0	0	0						
<b>Bobby Ramos, R</b> OBP: 0.346, SLG: 0.587 (5. PH)										1	0	0	0	0	0	2						
<b>Wayne Twitchell, R</b> OBP: 0.346, SLG: 0.587 (5. PH)										0	0	0	0	0	0	0						
<b>Darold Knowles, L</b> OBP: 0.346, SLG: 0.587 (5. PH)										0	0	0	0	0	0	0						
<b>Del Unser, L</b> OBP: 0.346, SLG: 0.587 (5. PH)										0	0	0	0	0	0	0						
<b>Bill Atkinson, R</b> OBP: 0.346, SLG: 0.587 (5. PH)										0	0	0	0	0	0	0						
<b>Tom Hutton, R</b> OBP: 0.346, SLG: 0.587 (5. PH)										1	0	0	0	0	0	2						
<b>Inning Stats</b>	R: 0 E: 0 K: 1 S: 5	H: 0 LOB: 0 BB: 0 P: 5	R: 0 E: 0 K: 0 S: 3	H: 0 LOB: 1 BB: 0 P: 4	R: 0 E: 0 K: 0 S: 3	H: 0 LOB: 0 BB: 0 P: 3	R: 0 E: 0 K: 1 S: 6	H: 1 LOB: 2 BB: 1 P: 10	R: 1 E: 0 K: 0 S: 5	H: 3 LOB: 1 BB: 0 P: 5	R: 0 E: 0 K: 0 S: 3	H: 0 LOB: 0 BB: 0 P: 3	R: 0 E: 0 K: 0 S: 3	H: 0 LOB: 0 BB: 0 P: 3	R: 0 E: 1 K: 0 S: 3	H: 0 LOB: 0 BB: 0 P: 3	R: 2 E: 0 K: 2 S: 9	H: 1 LOB: 2 BB: 2 P: 17	1B: 5 2B: 0 3B: 0 HR: 0	SF: 0 SAC: 0 DP: 2 HBP: 1	WP: 1 PB: 0 SB: 0 CS: 0	PA: 36
<b>PITCHER</b>	IP	WLS	BF	H	R	ER	SO	BB	IBB	HBP	BLK	WP	HR	S	P	ERA	WHIP					
<b>Jim Kaat, L</b> ERA: 4.16 (1.1)	6.0	W	23	4	1	1	2	1	0	1	0	0	0	25	30	1.50	0.833					
<b>Warren Brusstar, R</b> ERA: 2.35 (7.1)	2.2		12	1	2	2	2	2	0	0	0	1	0	14	22	6.75	1.125					
<b>Ron Reed, R</b> ERA: 2.22 (9.1)	0.1	S	1	0	0	0	0	0	0	0	0	0	0	1	1	0.00	0.000					

AB	32
R	3
H	5
RBI	3
BB	3
SO	4
LOB	10



Batter	1	2	3	4	5	6	7	8	9	AB	R	H	RBI	BB	SO	LOB	BOTTOM					
<b>Bake McBride, L</b> OBP: 0.312, SLG: 0.389 (1.9)										4	0	0	0	0	1	4	<b>Montreal Expos @ Philadelphia Phillies</b> Veterans Stadium, Philadelphia, PA Tue Sep 26 1978, 7:05 PM EDT Unknown					
<b>Larry Bowa, S</b> OBP: 0.323, SLG: 0.377 (1.6)										4	2	2	0	0	1	0						
<b>Garry Maddox, R</b> OBP: 0.330, SLG: 0.410 (1.8)										4	0	1	0	0	0	1						
<b>Greg Luzinski, R</b> OBP: 0.384, SLG: 0.515 (1.7)										3	2	2	3	1	0	0						
<b>Jerry Martin, R</b> OBP: 0.332, SLG: 0.446 (8.7)										0	0	0	0	0	0	0						
<b>Richie Hebner, L</b> OBP: 0.373, SLG: 0.468 (1.3)										2	1	0	0	0	1	2						
<b>Mike Schmidt, R</b> OBP: 0.384, SLG: 0.442 (1.5)										4	0	0	0	0	1	5						
<b>Bob Boone, R</b> OBP: 0.348, SLG: 0.425 (1.2)										2	0	0	1	1	1	0						
<b>Ted Sizemore, R</b> OBP: 0.279, SLG: 0.262 (1.4)										1	0	0	0	1	0	0						
<b>Tim McCasver, L</b> OBP: 0.354, SLG: 0.348 (6. PH)										1	0	1	1	0	0	0						
<b>Bud Harrelson, S</b> OBP: 0.342, SLG: 0.237 (7.4)										1	0	0	0	0	0	0						
<b>Jim Kaat, L</b> OBP: 0.146, SLG: 0.149 (1.1)										2	0	0	0	0	1	1						
<b>Pete Mackanin, R</b> OBP: 0.250, SLG: 0.250 (6. PH)										1	0	0	0	0	0	3						
<b>Warren Brusstar, R</b> OBP: 0.143, SLG: 0.286 (7.1)										0	0	0	0	0	0	0						
<b>Ron Reed, R</b> ERA: 4.37 (9.1)										0	0	0	0	0	0	0						
<b>Inning Stats</b>	R: 1 E: 0 K: 1 S: 8	H: 3 LOB: 2 BB: 0 P: 8	R: 0 E: 0 K: 3 S: 9	H: 0 LOB: 1 BB: 1 P: 13	R: 2 E: 0 K: 1 S: 7	H: 2 LOB: 0 BB: 0 P: 7	R: 0 E: 0 K: 0 S: 3	H: 0 LOB: 0 BB: 0 P: 3	R: 0 E: 0 K: 1 S: 5	H: 0 LOB: 0 BB: 0 P: 5	R: 1 E: 0 K: 0 S: 4	H: 1 LOB: 3 BB: 2 P: 13	R: 0 E: 0 K: 0 S: 3	H: 0 LOB: 0 BB: 0 P: 3	R: 1 E: 0 K: 0 S: 3	H: 0 LOB: 0 BB: 0 P: 4	1B: 5 2B: 0 3B: 0 HR: 1	SF: 1 SAC: 0 DP: 0 HBP: 2	WP: 0 PB: 0 SB: 0 CS: 0	PA: 35		
<b>PITCHER</b>	IP	WLS	BF	H	R	ER	SO	BB	IBB	HBP	BLK	WP	HR	S	P	ERA	WHIP					
<b>David Palmer, R</b> ERA: 2.79 (1.1)	4.0	L	18	5	3	3	3	1	0	0	0	0	0	1	27	31	6.75	1.500				
<b>Wayne Twitchell, R</b> ERA: 5.4 (5.1)	1.1		7	0	1	1	1	1	1	1	0	0	0	6	15	6.75	0.750					
<b>Darold Knowles, L</b> ERA: 2.4 (6.1)	1.2		6	1	0	0	0	0	0	0	0	0	0	6	6	0.00	0.600					
<b>Bill Atkinson, R</b> ERA: 4.37 (8.1)	1.0		4	0	1	1	0	0	0	1	0	0	0	3	4	9.00	0.000					

AB	29
R	5
H	6
RBI	5
BB	3
SO	6
LOB	16





Batter	1	2	3	4	5	6	7	8	9	AB	R	H	RBI	BB	SO	LOB	TOP			
Dave Cash, R OBP: 0.290, SLG: 0.314 (1, 4)										4	0	3	0	0	0	0	<b>Montreal Expos @ Philadelphia Phillies</b> Veterans Stadium, Philadelphia, PA Tue Sep 26 1978, 7:05 PM EDT Att: 29,506 - Unknown			
Andre Dawson, R OBP: 0.296, SLG: 0.432 (1, 8)										4	0	0	0	0	3	3				
Ellis Valentine, R OBP: 0.330, SLG: 0.489 (1, 9)										4	1	1	0	0	1	1				
Tony Perez, R OBP: 0.329, SLG: 0.442 (1, 3)										4	0	0	0	0	1	2				
Warren Cromartie, L OBP: 0.340, SLG: 0.421 (1, 7)										3	1	2	1	1	0	0				
Gary Carter, R OBP: 0.336, SLG: 0.427 (1, 2)										4	1	2	1	0	0	0				
Chris Speier, R OBP: 0.330, SLG: 0.333 (1, 6)										4	0	1	1	0	1	3				
Stan Papi, R OBP: 0.295, SLG: 0.316 (1, 5)										3	0	0	0	0	2	1				
Rudy May, L OBP: 0.200, SLG: 0.190 (1, 1)										3	0	0	0	0	2	0				
<b>Inning Stats</b>	R: 0 E: 0 K: 3 S: 10	H: 1 LOB: 1 BB: 0 P: 10	R: 0 E: 0 K: 1 S: 6	H: 2 LOB: 1 BB: 0 P: 6	R: 0 E: 0 K: 0 S: 3	H: 1 LOB: 0 BB: 0 P: 3	R: 1 E: 0 K: 0 S: 4	H: 1 LOB: 0 BB: 0 P: 4	R: 0 E: 0 K: 1 S: 5	H: 0 LOB: 0 BB: 0 P: 5	R: 1 E: 1 K: 0 S: 4	H: 1 LOB: 1 BB: 0 P: 4	R: 0 E: 0 K: 3 S: 10	H: 1 LOB: 1 BB: 0 P: 10	R: 1 E: 0 K: 1 S: 6	H: 2 LOB: 1 BB: 1 P: 10	1B: 6 2B: 2 3B: 1 HR: 1	SF: 0 SAC: 0 DP: 2 HBP: 0	WP: 0 PB: 0 SB: 1 CS: 0	PA: 34
<b>PITCHER</b>	IP WLS BF H R ER SO BB IBB HBP BLK WP HR S P ERA WHIP																			
Tug McGraw, L ERA: 3.06 (1, 1)	7.0 L 25 6 2 1 6 0 0 0 0 0 0 1 37 37 1.29 0.857																			
Ron Reed, R ERA: 2.25 (8, 1)	2.0 9 3 1 1 4 0 1 0 0 0 0 0 16 20 4.50 1.500																			

Batter	1	2	3	4	5	6	7	8	9	AB	R	H	RBI	BB	SO	LOB	BOTTOM			
Jerry Martin, R OBP: 0.331, SLG: 0.441 (1, 9)										3	0	0	0	1	1	2	<b>Montreal Expos @ Philadelphia Phillies</b> Veterans Stadium, Philadelphia, PA Tue Sep 26 1978, 7:05 PM EDT Att: 29,506 - Unknown			
Larry Bowa, S OBP: 0.322, SLG: 0.376 (1, 6)										4	0	1	0	0	1	3				
Garry Maddox, R OBP: 0.330, SLG: 0.409 (1, 8)										4	0	1	0	0	0	0				
Greg Luzinski, R OBP: 0.383, SLG: 0.512 (1, 7)										3	0	0	0	1	0	0				
Mike Schmidt, R OBP: 0.361, SLG: 0.438 (1, 5)										4	0	0	0	0	2	3				
Jose Cardenal, R OBP: 0.326, SLG: 0.376 (1, 3)										3	0	0	0	0	0	0				
Bob Boone, R OBP: 0.348, SLG: 0.424 (1, 2)										3	0	1	0	0	0	0				
Ted Sizemore, R OBP: 0.279, SLG: 0.263 Ron Reed, R (8, 1)										3	0	1	0	0	1	0				
Tug McGraw, R Bud Harrelson, S OBP: 0.339, SLG: 0.235 (8, 4)										2	0	0	0	0	0	2				
<b>Inning Stats</b>	R: 0 E: 0 K: 1 S: 4	H: 0 LOB: 0 BB: 1 P: 8	R: 0 E: 0 K: 1 S: 5	H: 0 LOB: 0 BB: 0 P: 5	R: 0 E: 0 K: 1 S: 7	H: 2 LOB: 2 BB: 0 P: 7	R: 0 E: 0 K: 1 S: 5	H: 0 LOB: 0 BB: 0 P: 5	R: 0 E: 0 K: 1 S: 5	H: 0 LOB: 0 BB: 0 P: 5	R: 0 E: 0 K: 0 S: 3	H: 2 LOB: 3 BB: 1 P: 9	R: 0 E: 0 K: 0 S: 3	H: 0 LOB: 0 BB: 0 P: 3	R: 0 E: 0 K: 0 S: 3	H: 0 LOB: 0 BB: 0 P: 3	1B: 4 2B: 0 3B: 0 HR: 0	SF: 0 SAC: 0 DP: 0 HBP: 0	WP: 0 PB: 0 SB: 0 CS: 1	PA: 32
<b>PITCHER</b>	IP WLS BF H R ER SO BB IBB HBP BLK WP HR S P ERA WHIP																			
Rudy May, L ERA: 3.88 (1, 1)	9.0 W 32 4 0 0 5 2 0 0 0 0 0 0 40 48 0.00 0.667																			



Batter	1	2	3	4	5	6	7	8	9	AB	R	H	RBI	BB	SO	LOB	TOP											
Dave Cash, R OBP: 0.288, SLG: 0.313 (1, 4)	F9			6-3		F8		1B	K	5	1	1	0	0	1	2												
Del Unser, L OBP: 0.286, SLG: 0.257 (1, 9)	K			F8		F8		1B	K	5	1	1	0	0	2	2												
Andre Dawson, R OBP: 0.299, SLG: 0.440 (1, 8)	6-3			HR		FC5-4		1B		4	1	3	2	0	0	0												
Tony Perez, R OBP: 0.330, SLG: 0.442 (1, 3)		G3				FC5-4		1B		3	0	1	1	1	0	1												
Warren Cromartie, L OBP: 0.338, SLG: 0.418 Mike Garman, R (8, 1)	K			K				F9		4	0	0	0	0	2	3												
Gary Carter, R OBP: 0.336, SLG: 0.426 (1, 2)	F8								P6	4	0	1	0	0	0	0												
Chris Speier, R OBP: 0.329, SLG: 0.331 (1, 6)			F8		FC6-4				1B	3	1	0	0	1	0	1												
Stan Papi, R OBP: 0.294, SLG: 0.314 (1, 5)			F8		K			6-3	1B	4	0	1	0	0	1	1												
Ross Grimsley, L OBP: 0.167, SLG: 0.151 Tom Hutton, L OBP: 0.328, SLG: 0.317 (8, PH)	K			F5				4-3	1B	2	0	0	0	0	1	1												
<b>Inning Stats</b>	R: 0 E: 0 K: 1 S: 5	H: 0 LOB: 0 BB: 0 P: 5	R: 0 E: 0 K: 1 S: 5	H: 0 LOB: 0 BB: 0 P: 5	R: 0 E: 0 K: 1 S: 5	H: 0 LOB: 0 BB: 0 P: 5	R: 1 E: 0 K: 1 S: 6	H: 1 LOB: 1 BB: 1 P: 10	R: 0 E: 0 K: 0 S: 4	H: 1 LOB: 1 BB: 0 P: 4	R: 0 E: 0 K: 0 S: 3	H: 0 LOB: 0 BB: 0 P: 3	R: 2 E: 0 K: 0 S: 7	H: 4 LOB: 2 BB: 0 P: 7	R: 1 E: 0 K: 2 S: 9	H: 2 LOB: 2 BB: 1 P: 13	1B: 8 2B: 0 3B: 0 HR: 1	SF: 0 SAC: 0 DP: 0 HBP: 0	WP: 0 PB: 0 CS: 0	PA: 38								
<b>PITCHER</b>	IP	WLS	BF	H	R	ER	SO	BB	IBB	HBP	BLK	WP	HR	S	P	ERA	WHIP											
Larry Christenson, R ERA: 3.24 Ron Reed, R ERA: 2.25	(1, 1)	8.1	W	35	8	4	4	5	2	0	0	0	0	1	43	51	4.32	1.200										
(8, 1)	0.2	S	3	1	0	0	2	0	0	0	0	0	0	0	7	7	0.00	1.500										

Montreal Expos @ Philadelphia Phillies  
Veterans Stadium, Philadelphia, PA  
Wed Sep 27 1978, 7:05 PM EDT  
Att: 27,410 - Unknown

AB 36  
R 4  
H 9  
RBI 4  
BB 2  
SO 7  
LOB 11



Batter	1	2	3	4	5	6	7	8	9	AB	R	H	RBI	BB	SO	LOB	BOTTOM											
Mike Schmidt, R OBP: 0.363, SLG: 0.438 (1, 5)	F9		2B	FC6-4		1B		S		4	1	2	0	1	0	1												
Larry Bowa, S OBP: 0.323, SLG: 0.377 (1, 6)	F8		F8		6-3	E2		S		5	0	2	1	0	0	1												
Garry Maddox, R OBP: 0.330, SLG: 0.411 (1, 8)	5-3		FC4		F7			3-2		5	0	2	0	0	0	2												
Greg Luzinski, R OBP: 0.386, SLG: 0.512 (1, 7)		WP		FC4		F8				2	1	1	0	2	0	3												
Jose Cardenal, R OBP: 0.324, SLG: 0.370 (1, 3)		2B	FC4		FC5-4			F9		3	1	0	1	1	0	3												
Bob Boone, R OBP: 0.345, SLG: 0.420 (1, 2)		SF7		F9		6-3		5-3		4	0	0	0	0	0	4												
Jerry Martin, R OBP: 0.340, SLG: 0.453 (1, 9)				G4-6-3		BB		FC5-4		4	1	4	1	0	0	0												
Ted Sizemore, R OBP: 0.276, SLG: 0.260 (1, 4)		SF7		G4-6-3		E5		FC5-4		3	1	0	1	0	0	3												
Larry Christenson, R OBP: 0.127, SLG: 0.134 Ron Reed, R (9, 1)	K			FC6-4		K		6-3		4	0	1	0	0	2	3												
<b>Inning Stats</b>	R: 0 E: 0 K: 0 S: 3	H: 2 LOB: 1 BB: 1 P: 11	R: 2 E: 0 K: 1 S: 7	H: 2 LOB: 1 BB: 1 P: 9	R: 1 E: 0 K: 0 S: 5	H: 2 LOB: 2 BB: 1 P: 9	R: 0 E: 0 K: 0 S: 4	H: 2 LOB: 1 BB: 0 P: 4	R: 0 E: 0 K: 1 S: 9	H: 3 LOB: 3 BB: 1 P: 13	R: 0 E: 0 K: 0 S: 4	H: 1 LOB: 1 BB: 0 P: 4	R: 0 E: 0 K: 0 S: 4	H: 2 LOB: 1 BB: 0 P: 4	1B: 10 2B: 3 3B: 0 HR: 0	SF: 1 SAC: 0 DP: 2 HBP: 0	WP: 1 PB: 0 CS: 0	PA: 39										
<b>PITCHER</b>	IP	WLS	BF	H	R	ER	SO	BB	IBB	HBP	BLK	WP	HR	S	P	ERA	WHIP											
Ross Grimsley, L ERA: 3.12 Mike Garman, R ERA: 4.39	(1, 1)	7.0	L	35	10	5	3	2	3	1	0	0	0	0	35	51	3.86	1.857										
(8, 1)	1.0		4	2	0	0	0	0	0	0	0	0	0	4	4	0.00	2.000											

Montreal Expos @ Philadelphia Phillies  
Veterans Stadium, Philadelphia, PA  
Wed Sep 27 1978, 7:05 PM EDT  
Att: 27,410 - Unknown

AB 34  
R 5  
H 12  
RBI 4  
BB 4  
SO 2  
LOB 20





Batter	1	2	3	4	5	6	7	8	9	AB	R	H	RBI	BB	SO	LOB	TOP								
Dave Cash, R OBP: 0.290, SLG: 0.314 Pepe Frias, R OBP: 0.250, SLG: 0.533	F9		F9				F8			5	0	2	2	0	0	0	<b>Montreal Expos @ St. Louis Cardinals</b> Busch Stadium, St. Louis, MO Fri Sep 29 1978, 7:05 PM CDT Att: 6,280 - Unknown								
Del Unser, L OBP: 0.286, SLG: 0.256	4-3			K				K	K	5	0	1	1	0	3	2									
Tom Hutton, L OBP: 0.323, SLG: 0.311	4-3			4-3	4-3			K		4	0	0	0	0	1	1									
Andre Dawson, R OBP: 0.300, SLG: 0.445		SF7		F2				K		4	1	2	0	0	1	0									
Warren Cromartie, L OBP: 0.339, SLG: 0.422		SF7			1B			F7	FC6-4	3	2	2	1	0	0	1									
Gary Carter, R OBP: 0.337, SLG: 0.425		K			1B			K	FC6-4	3	1	1	0	1	2	1									
Chris Speier, R OBP: 0.329, SLG: 0.330					1B				BB	4	1	1	1	0	0	3									
Stan Papi, R OBP: 0.293, SLG: 0.313			F9		1B			P6	FC6-4	4	2	1	1	0	0	2									
Scott Sanderson, R OBP: 0.105, SLG: 0.105 Mike Garman, R			K		K			K		2	0	0	0	0	2	2									
Darold Knowles, L OBP: 0.167, SLG: 0.167 Sam Mejias, R OBP: 0.259, SLG: 0.250 Woodie Fryman, R OBP: 0.059, SLG: 0.100									1B	1	0	0	0	0	0	0									
<b>Inning Stats</b>	R: 0 E: 0 K: 0 S: 3	H: 0 LOB: 0 BB: 0 P: 3	R: 1 E: 0 K: 1 S: 6	H: 1 LOB: 0 BB: 0 P: 6	R: 0 E: 0 K: 1 S: 5	H: 0 LOB: 0 BB: 0 P: 5	R: 0 E: 0 K: 1 S: 5	H: 0 LOB: 0 BB: 0 P: 5	R: 4 E: 0 K: 1 S: 10	H: 6 LOB: 1 BB: 0 P: 10	R: 0 E: 0 K: 1 S: 6	H: 1 LOB: 1 BB: 0 P: 6	R: 0 E: 0 K: 1 S: 5	H: 0 LOB: 0 BB: 0 P: 5	R: 0 E: 0 K: 3 S: 9	H: 0 LOB: 0 BB: 0 P: 9	R: 2 E: 0 K: 1 S: 8	H: 3 LOB: 2 BB: 1 P: 12	1B: 7 2B: 3 3B: 1 HR: 0	SF: 1 SAC: 0 DP: 0 HBP: 0	WP: 0 PB: 0 SB: 0 CS: 0	PA: 38			
<b>PITCHER</b>	IP	WLS	BF	H	R	ER	SO	BB	IBB	HBP	BLK	WP	HR	S	P	ERA	WHIP								
John Ureña, R ERA: 5.38	5.0		21	7	5	5	4	0	0	0	0	0	0	29	29	9.00	1.400								
Dan O'Brien, R ERA: 4.08	2.0		7	1	0	0	2	0	0	0	0	0	0	11	11	0.00	0.500								
Buddy Schultz, L ERA: 3.8	2.0	L	10	3	2	2	4	1	0	0	0	0	0	17	21	9.00	2.000								

AB	36
R	7
H	11
RBI	7
BB	1
SO	10
LOB	12



Batter	1	2	3	4	5	6	7	8	9	AB	R	H	RBI	BB	SO	LOB	BOTTOM								
Garry Templeton, S OBP: 0.304, SLG: 0.375	1B		CS		4-3			1B	G3	4	2	2	1	1	0	2	<b>Montreal Expos @ St. Louis Cardinals</b> Busch Stadium, St. Louis, MO Fri Sep 29 1978, 7:05 PM CDT Att: 6,280 - Unknown								
Jerry Mumphrey, S OBP: 0.316, SLG: 0.339	1B		CS		4-3			F7		3	1	1	1	1	0	1									
Dane Iorg, L OBP: 0.300, SLG: 0.341 Mike Ramsey, S	1B				F7			FC6-4	BB	4	0	2	1	0	1	2									
Tony Scott, S OBP: 0.280, SLG: 0.284	1B		1-2		F7			FC6-4	1B	0	0	0	0	0	0	0									
Ted Simmons, S OBP: 0.376, SLG: 0.506	K		F2					FC6-4	BB	3	0	0	0	1	1	4									
Keith Hernandez, L OBP: 0.350, SLG: 0.388	1B			6-3				FC6-4	FC5-4	4	0	1	2	0	0	2									
Ken Reitz, R OBP: 0.276, SLG: 0.355	G6-4-3			F2				FC5-4	FC5-4	4	0	0	0	0	0	4									
Terry Kennedy, L OBP: 0.172, SLG: 0.172 Jerry Morales, R OBP: 0.288, SLG: 0.338		5-3		1-3					1-3	3	0	0	0	0	0	0									
Ken Oberkfell, L OBP: 0.170, SLG: 0.140 Mike Tyson, R OBP: 0.282, SLG: 0.305		F7			2B			F7	5-3	3	1	1	0	0	0	0									
John Ureña, R OBP: 0.180, SLG: 0.125 Lou Brock, L OBP: 0.284, SLG: 0.253 Dan O'Brien, R OBP: 0.300, SLG: 0.348 Buddy Schultz, R OBP: 0.200, SLG: 0.100 Roger Freed, R OBP: 0.200, SLG: 0.300 Jim Lentine, R OBP: 0.275, SLG: 0.280		K			4-3			K		1	0	0	0	0	1	0									
<b>Inning Stats</b>	R: 2 E: 0 K: 1 S: 7	H: 3 LOB: 1 BB: 1 P: 11	R: 0 E: 0 K: 1 S: 5	H: 0 LOB: 0 BB: 0 P: 5	R: 0 E: 0 K: 1 S: 5	H: 1 LOB: 1 BB: 1 P: 9	R: 0 E: 0 K: 0 S: 3	H: 0 LOB: 0 BB: 0 P: 3	R: 0 E: 0 K: 1 S: 5	H: 0 LOB: 0 BB: 0 P: 5	R: 0 E: 0 K: 0 S: 3	H: 0 LOB: 0 BB: 0 P: 3	R: 0 E: 0 K: 1 S: 5	H: 0 LOB: 0 BB: 0 P: 5	R: 1 E: 0 K: 0 S: 5	H: 2 LOB: 2 BB: 1 P: 9	R: 0 E: 0 K: 0 S: 4	H: 1 LOB: 1 BB: 0 P: 4	1B: 8 2B: 1 3B: 0 HR: 0	SF: 0 SAC: 0 DP: 1 HBP: 0	WP: 0 PB: 0 SB: 0 CS: 2	PA: 37			
<b>PITCHER</b>	IP	WLS	BF	H	R	ER	SO	BB	IBB	HBP	BLK	WP	HR	S	P	ERA	WHIP								
Scott Sanderson, R ERA: 2.51	5.2		23	6	4	4	3	2	0	0	0	0	0	27	35	6.35	1.412								
Mike Garman, R ERA: 4.4	1.2		8	2	1	1	1	1	0	0	0	0	0	9	13	5.40	1.800								
Darold Knowles, L ERA: 2.38	0.2	W	2	0	0	0	0	0	0	0	0	0	0	2	2	0.00	0.000								
Woodie Fryman, L ERA: 4.19	1.0	S	4	1	0	0	0	0	0	0	0	0	0	4	4	0.00	1.000								

AB	34
R	5
H	9
RBI	5
BB	3
SO	4
LOB	15





Batter	1	2	3	4	5	6	7	8	9	AB	R	H	RBI	BB	SO	LOB	TOP
Dave Cash, R OBP: 0.291, SLG: 0.314 (1, 4)	0-0 4-3		0-0 G4-3-6 1B		0-0 F9			0-0 BB		3	0	1	0	1	0	1	<b>Montreal Expos @ St. Louis Cardinals</b> Busch Stadium, St. Louis, MO Sat Sep 30 1978, 3:33 AM CDT Att: 4,504 - Unknown
Stan Paol, R OBP: 0.292, SLG: 0.311 (1, 5)	0-0 1B 1B		0-0 G4-3-6 1-2		0-0 1-3			0-3 K		4	1	1	0	0	1	3	
Del Unser, L OBP: 0.290, SLG: 0.261 (1, 9)	0-0 1B 1-2		0-0 1-3			0-0 FC6-4 1B		0-0 F8		4	0	2	0	0	0	1	
Andre Dawson, R OBP: 0.300, SLG: 0.444 (1, 8)	0-0 F5			0-0 F9		0-0 FC6-4 G1-6-3 1-2			0-0 CS 1B	4	0	1	0	0	0	3	
Warren Cromartie, L OBP: 0.338, SLG: 0.421 (1, 7)	0-0 1-2 2-H 1B			0-0 F8		0-0 G1-6-3 1-2			0-0 2-3	4	0	1	1	0	0	2	
Tom Hutton, L OBP: 0.326, SLG: 0.319 (1, 3)	0-0 FC1-6-4 1-2				0-0 2B			0-0 4-3	0-0 FC5-4 1B	4	0	2	0	0	0	2	
Chris Speier, R OBP: 0.326, SLG: 0.327 (1, 6)		0-0 L4		0-0 5-3				0-0 F8	0-0 FC5-4 1-2	4	0	0	0	0	0	2	
Bobby Ramos, R (1, 2)		0-3 K			0-0 6-3			0-0 F8		3	0	0	0	0	1	0	
Dan Schatzeder, L OBP: 0.255, SLG: 0.333 Wayne Twitchell, R OBP: 0.154, SLG: 0.083 Gary Carter, R OBP: 0.336, SLG: 0.425 Bob James, R (8, 1)		0-0 P4			0-0 E1			0-0 P4		1	0	0	0	0	0	0	
<b>Inning Stats</b>	R: 1 E: 0 K: 0 S: 6	H: 3 LOB: 2 BB: 0 P: 6	R: 0 E: 0 K: 1 S: 5	H: 0 LOB: 0 BB: 0 P: 5	R: 0 E: 0 K: 0 S: 3	H: 1 LOB: 0 BB: 0 P: 3	R: 0 E: 0 K: 0 S: 4	H: 1 LOB: 1 BB: 0 P: 4	R: 0 E: 0 K: 0 S: 3	H: 0 LOB: 0 BB: 0 P: 3	R: 0 E: 0 K: 1 S: 5	H: 0 LOB: 1 BB: 1 P: 9	R: 0 E: 0 K: 0 S: 4	H: 2 LOB: 1 BB: 0 P: 4	1B: 7 2B: 1 3B: 0 HR: 0	SF: 0 SAC: 0 DP: 2 HBP: 0	WP: 0 PA: 34 PB: 0 SB: 0 CS: 1
<b>PITCHER</b>	IP WLS BF H R ER SO BB IBB HBP BLK WP HR S P ERA WHIP	8.0 W 30 6 1 1 2 1 0 0 0 0 0 0 33 37 1.12 0.875	1.0 4 2 0 0 0 0 0 0 0 0 0 0 4 4 0.00 2.000														

Batter	1	2	3	4	5	6	7	8	9	AB	R	H	RBI	BB	SO	LOB	BOTTOM		
Garry Templeton, S OBP: 0.303, SLG: 0.377 Mark Littell, L (9, 1)	0-0 FC6-4 3B	0-0 F8		0-0 5-3 1-2		0-0 F9		0-0 G4-3		5	1	1	0	0	0	3	<b>Montreal Expos @ St. Louis Cardinals</b> Busch Stadium, St. Louis, MO Sat Sep 30 1978, 3:33 AM CDT Att: 4,504 - Unknown		
Jerry Mumphrey, S OBP: 0.317, SLG: 0.336 (1, 8)	4-0 FC6-4 BB	0-0 2-3		0-0 1-3			0-0 F7			3	0	0	0	1	0	2			
Jerry Morales, R OBP: 0.288, SLG: 0.341 (1, 9)	0-0 FC6-4 1B 1-2 3-H	0-0 F9			0-0 4-3			0-0 1B 3B		4	2	1	1	0	0	2			
Ted Simmons, S OBP: 0.378, SLG: 0.513 Tony Scott, S OBP: 0.280, SLG: 0.284 (7, PR) (8, 7)	0-0 F8 1B 1-2		0-0 F7		0-0 HR		1-0 1B HBP			3	2	2	1	0	0	0			
Ken Reitz, R OBP: 0.278, SLG: 0.354 (1, 5)	0-0 FC5 1B 1-2 2-H		0-0 6-3		0-3 K		0-3 K			4	0	1	1	0	2	2			
Roger Freed, R OBP: 0.309, SLG: 0.386 Keith Hernandez, L OBP: 0.351, SLG: 0.389 (7, PH) (8, 3)	0-0 F8		0-0 F8		4-0 S BB		0-0 1-3 3-H			2	0	0	0	1	0	2			
Steve Swisher, R OBP: 0.331, SLG: 0.348 (1, 2)	0-0 1-2 3-H			0-0 WP 1B 1B	0-3 K		0-0 F8			4	1	2	1	0	1	3			
Mike Tyson, R OBP: 0.279, SLG: 0.301 (1, 4)	0-0 FC5 2-3			0-0 6-3 1-2		0-0 F9		0-0 5-3		4	0	0	0	0	0	3			
John Denny, R OBP: 0.218, SLG: 0.247 Lou Brock, L OBP: 0.286, SLG: 0.255 Mike Ramsey, S (8, PH) (9, 6)		0-0 2-3		0-0 2-H 1B		0-0 P4		0-0 G4-3 1B		3	0	2	1	0	0	0			
<b>Inning Stats</b>	R: 3 E: 0 K: 0 S: 7	H: 4 LOB: 2 BB: 1 P: 11	R: 0 E: 0 K: 0 S: 4	H: 1 LOB: 1 BB: 0 P: 4	R: 0 E: 0 K: 0 S: 3	H: 0 LOB: 0 BB: 0 P: 3	R: 1 E: 0 K: 0 S: 5	H: 2 LOB: 1 BB: 0 P: 5	R: 1 E: 0 K: 2 S: 8	H: 1 LOB: 1 BB: 1 P: 12	R: 0 E: 0 K: 0 S: 3	H: 0 LOB: 0 BB: 0 P: 3	R: 1 E: 0 K: 1 S: 7	H: 2 LOB: 2 BB: 0 P: 8	R: 0 E: 0 K: 0 S: 3	H: 1 LOB: 0 BB: 0 P: 3	1B: 7 2B: 1 3B: 2 HR: 1	SF: 0 SAC: 0 DP: 1 HBP: 1	WP: 1 PA: 37 PB: 0 SB: 1 CS: 0
<b>PITCHER</b>	IP WLS BF H R ER SO BB IBB HBP BLK WP HR S P ERA WHIP	3.1 L 18 3 2 2 3 1 0 1 0 0 1 20 25 4.91 1.091	1.0 3 1 0 0 0 0 0 0 0 0 0 0 3 3 0.00 1.000																





Batter	1	2	3	4	5	6	7	8	9	AB	R	H	RBI	BB	SO	LOB	TOP																			
Dave Cash, R OBP: 0.291, SLG: 0.315 Pepe Frias, R OBP: 0.250, SLG: 0.533	6-3		P4		F9		5-3		1B 2B	5	0	1	2	0	0	0																				
Del Unser, L OBP: 0.293, SLG: 0.257	F7		4-3		E6			1B BB	1B IBB	3	0	0	0	2	0	0																				
Andre Dawson, R OBP: 0.299, SLG: 0.442	BB 1B		1-3		6-3			F8	K	5	0	1	0	0	1	5																				
Tony Perez, R OBP: 0.336, SLG: 0.449 Tom Hutton, L OBP: 0.326, SLG: 0.319	FC5 BB 1B				BB 1B		F8 2B	G4-6-3 1B	1B	5	1	5	2	0	0	0																				
Warren Cromartie, L OBP: 0.337, SLG: 0.418	1-2 2-3 BB		F5		F8		G4-6-3 1B	P5		4	0	0	0	1	0	6																				
Gary Carter, R OBP: 0.336, SLG: 0.422	FC5				1B BB		L5	F9		3	0	0	0	1	0	4																				
Chris Speier, R OBP: 0.329, SLG: 0.329							F9		1B 2B E BB	3	1	2	1	1	0	1																				
Stan Papi, R OBP: 0.285, SLG: 0.303	G1-6-3		G6-4-3				K	FC4 1B 2B		4	1	0	0	0	1	4																				
Ross Grimsley, L OBP: 0.170, SLG: 0.156	4-3				F8		1-3	2B 1B		4	1	1	0	0	0	0																				
<b>Inning Stats</b>	R: 0 E: 0 K: 0 S: 5	H: 2 LOB: 3 BB: 1 P: 9	R: 0 E: 0 K: 0 S: 3	H: 1 LOB: 0 BB: 0 P: 3	R: 0 E: 0 K: 0 S: 3	H: 0 LOB: 0 BB: 0 P: 3	R: 1 E: 0 K: 0 S: 4	H: 2 LOB: 1 BB: 1 P: 8	R: 0 E: 1 K: 0 S: 4	H: 0 LOB: 1 BB: 0 P: 4	R: 0 E: 0 K: 1 S: 5	H: 0 LOB: 0 BB: 0 P: 5	R: 0 E: 0 K: 0 S: 3	H: 1 LOB: 1 BB: 1 P: 7	R: 4 E: 1 K: 1 S: 9	H: 3 LOB: 2 BB: 2 P: 17	1B: 8 2B: 2 3B: 0 HR: 0	SF: 0 SAC: 0 DP: 3 HBP: 0	WP: 0 PA: 41 PB: 0 SB: 0 CS: 0																	
<b>PITCHER</b>	IP	WLS	BF	H	R	ER	SO	BB	IBB	HBP	BLK	WP	HR	S	P	ERA	WHIP	<b>PITCHER</b>		IP	WLS	BF	H	R	ER	SO	BB	IBB	HBP	BLK	WP	HR	S	P	ERA	WHIP
Pete Vuckovich, R ERA: 2.54	6.0		25	6	1	1	0	2	0	0	0	0	0	23	31	1.50	1.333																			
Rob Dressler, R ERA: 2.99	2.0		7	1	0	0	1	1	0	0	0	0	0	8	12	0.00	1.000																			
Dan O'Brien, R ERA: 4.5	0.1	L	6	2	4	1	0	1	1	0	0	0	0	4	12	27.00	9.000																			
Tom Bruno, R ERA: 1.99	0.2		3	1	0	0	1	0	0	0	0	0	0	5	5	0.00	1.500																			

**Montreal Expos @ St. Louis Cardinals**  
 Busch Stadium, St. Louis, MO  
 Sun Oct 01 1978, 3:33 AM CDT  
 Att: 6,182 - Unknown

AB 36  
 R 5  
 H 10  
 RBI 5  
 BB 5  
 SO 2  
 LOB 20



Batter	1	2	3	4	5	6	7	8	9	AB	R	H	RBI	BB	SO	LOB	BOTTOM																				
Lou Brock, L OBP: 0.263, SLG: 0.252 Dan O'Brien, R	1-3		FC3-6			6-3		4-3		4	0	0	0	0	0	1																					
Tom Bruno, R OBP: 0.083, SLG: 0.083										0	0	0	0	0	0	0																					
Jim Lentine, R OBP: 0.250, SLG: 0.182	F8		F9			L7			6-3	4	0	0	0	0	0	1																					
Jerry Mumphrey, S OBP: 0.317, SLG: 0.335					F9		K		5-3	4	0	1	0	0	1	0																					
Roger Freed, R OBP: 0.297, SLG: 0.370					F8		F3		K	4	0	0	0	0	2	1																					
Ken Reitz, R OBP: 0.280, SLG: 0.357					F7					3	0	2	0	0	0	0																					
Steve Swisher, R OBP: 0.331, SLG: 0.365										3	1	1	0	0	0	2																					
Mike Tyson, R OBP: 0.277, SLG: 0.300										2	0	0	1	0	0	1																					
Mike Ramsey, S OBP: 0.200, SLG: 0.200 Tony Scotti, S OBP: 0.276, SLG: 0.283										2	0	1	0	0	0	0																					
Pete Vuckovich, R OBP: 0.153, SLG: 0.155 Rob Dressler, R										1	0	0	0	0	0	0																					
Ted Simmons, S OBP: 0.377, SLG: 0.512 Mike Phillips, L OBP: 0.317, SLG: 0.348										1	0	0	0	0	0	0																					
<b>Inning Stats</b>	R: 0 E: 0 K: 1 S: 6	H: 1 LOB: 1 BB: 0 P: 6	R: 0 E: 0 K: 0 S: 3	H: 1 LOB: 0 BB: 0 P: 3	R: 0 E: 0 K: 1 S: 6	H: 1 LOB: 1 BB: 0 P: 6	R: 0 E: 0 K: 0 S: 3	H: 0 LOB: 0 BB: 0 P: 3	R: 1 E: 0 K: 0 S: 4	H: 1 LOB: 0 BB: 0 P: 4	R: 0 E: 0 K: 1 S: 5	H: 0 LOB: 0 BB: 0 P: 5	R: 0 E: 0 K: 0 S: 4	H: 1 LOB: 1 BB: 0 P: 4	R: 0 E: 0 K: 0 S: 3	H: 0 LOB: 0 BB: 0 P: 3	R: 0 E: 0 K: 1 S: 5	H: 0 LOB: 0 BB: 0 P: 5	1B: 3 2B: 1 3B: 1 HR: 0	SF: 1 SAC: 0 DP: 1 HBP: 0	WP: 0 PA: 31 PB: 0 SB: 1 CS: 0																
<b>PITCHER</b>	IP	WLS	BF	H	R	ER	SO	BB	IBB	HBP	BLK	WP	HR	S	P	ERA	WHIP	<b>PITCHER</b>		IP	WLS	BF	H	R	ER	SO	BB	IBB	HBP	BLK	WP	HR	S	P	ERA	WHIP	
Ross Grimsley, L ERA: 3.05	9.0	W	31	5	1	1	4	0	0	0	0	0	0	39	39	1.00	0.556																				

**Montreal Expos @ St. Louis Cardinals**  
 Busch Stadium, St. Louis, MO  
 Sun Oct 01 1978, 3:33 AM CDT  
 Att: 6,182 - Unknown

AB 30  
 R 1  
 H 5  
 RBI 1  
 BB 0  
 SO 4  
 LOB 7

