Montreal Expos - 1979

Batter	1	2	3	4	5	6	7	8	9	10	AB	R	H	RBI	BB	SO	LOB
Andre Dawson, R (1, 8) OBP: 0.400, SLG: 0.250	3-1		5-3		2-H 1B		F3			H 1-0 3-1 E E HBP	4	1	1	1	0	0	2
Rodney Scott, S (1, 4)	BBBB 4-0 G4-6-3 BB			6-3	5-3			BBBB 4-0 G5-3 S BB		SSS 0-3 K 1-2	3	0	0	0	2	1	2
Warren Cromartie, L (1, 7)	G4-6-3 1-2f			F8		E6 E		SSS 0-3 K 1-2		0-0 3-1 2-3	5	0	0	0	0	1	3
Ellis Valentine, R (1, 9)		F8		BBBB 4-0 S BB		E9 1-2		BBBB 4-0 BB		0-0 E5 S 3-H	3	0	0	0	2	0	1
Tony Perez, R (1, 3) Tom Hutton, L (10, PH) (10, 3)		F8		SSS 0-3 K 1-2		5-3		G5-3 2-3f		0-0 1-3 1-2	4 1	0 0	0 0	0 0	0 0	1 0	4 1
Gary Carter, R (1, 2) OBP: 0.250, SLG: 1.000		F8			HR	SSS 0-3 K			E6		4	1	1	1	0	1	1
Larry Parrish, R (1, 5) OBP: 0.500, SLG: 0.500			FC6-4 1B		4-1 1B 1B		F8		SSS 0-3 K		4	1	2	0	0	1	1
Chris Speier, R (1, 6)			FC6-4 1-2f		4-1 1-2		F9		SSS 0-3 K		4	0	0	0	0	1	3
Steve Rogers, R (1, 1) OBP: 0.333, SLG: 0.333 Tony Solaita, L (9, PH) Elias Sosa, R (9, 1)			SSS 0-3 K		L4		1B		F7		3 1 0	0 0 0	1 0 0	0 0 0	0 0 0	1 0 0	2 1 0
Inning Stats	R: 0 E: 0 K: 0 S: 2 H: 0 LOB: 0 BB: 1 P: 6	R: 0 E: 0 K: 0 S: 3 H: 0 LOB: 0 BB: 0 P: 3	R: 0 E: 0 K: 1 S: 6 H: 1 LOB: 1 BB: 0 P: 6	R: 0 E: 0 K: 1 S: 5 H: 0 LOB: 1 BB: 1 P: 9	R: 2 E: 0 K: 0 S: 6 H: 3 LOB: 1 BB: 0 P: 6	R: 0 E: 2 K: 1 S: 6 H: 0 LOB: 1 BB: 0 P: 6	R: 0 E: 0 K: 0 S: 4 H: 1 LOB: 1 BB: 0 P: 4	R: 0 E: 0 K: 1 S: 4 H: 0 LOB: 1 BB: 2 P: 12	R: 0 E: 1 K: 2 S: 8 H: 0 LOB: 1 BB: 0 P: 8	R: 1 E: 2 K: 1 S: 6 H: 0 LOB: 1 BB: 0 P: 7	1B: 4 2B: 0 3B: 0 HR: 1 SF: 0 SAC: 0 DP: 2 HBP: 1						

PITCHER		IP	WLS	BF	H	R	ER	SO	BB	IBB	HBP	BLK	WP	HR	S	P	ERA	WHIP
Bert Blyleven, R	(1, 1)	7.0		28	5	2	2	3	2	0	0	0	0	1	32	40	2.57	1.000
ERA: 2.57																		
Enrique Romo, R	(8, 1)	1.0		4	0	0	0	1	2	0	0	0	0	0	4	12	0.00	2.000
ERA:																		
Kent Tekulve, R	(9, 1)	2.0	L	9	0	1	0	3	0	0	1	0	0	0	14	15	0.00	0.000
ERA:																		

PITCHER		IP	WLS	BF	H	R	ER	SO	BB	IBB	HBP	BLK	WP	HR	S	P	ERA	WHIP

TOP

Montreal Expos @ Pittsburgh Pirates

Three Rivers Stadium, Pittsburgh, PA

Fri Apr 06 1979, 3:33 AM EST

Att. 36,141 - Unknown

livebaseballscorecards.com

AB	36
R	3
H	5
RBI	2
BB	4
SO	7
LOB	21

WP: 0 PA: 41
PB: 0
SB: 3
CS: 0

Montreal Expos @ Pittsburgh Pirates

Fri Apr 06 1979, 3:33 AM EST
Three Rivers Stadium, Pittsburgh, PA
Att. 36,141 - Unknown

livebaseballscorecards.com

Batter	1	2	3	4	5	6	7	8	9	10	AB	R	H	RBI	BB	SO	LOB
Frank Taveras, R (1, 6) OBP: 0.667, SLG: 0.667	SH1 S 1B		G5-4-3 1-2f			SH5-4 1B		4-3		K	3	0	2	0	0	0	1
John Milner, L (8, PH)											1	0	0	0	0	0	1
Kent Tekulve, R (9, 1)											0	0	0	0	0	0	0
Lee Lacy, R (10, PH)											1	0	0	0	0	1	1
Omar Moreno, L (1, 8) OBP: 1.000, SLG: 1.000	SH1 1-3			F7 1B		SH5-4 1-2		3-H 1B			2	0	2	1	0	0	0
Dave Parker, L (1, 9)	K			F7 1-2		K		F8			4	0	0	0	0	2	4
Willie Stargell, L (1, 3) OBP: 0.500, SLG: 0.500	K			FC6-4 1B		F5			1B		4	0	2	0	0	1	2
Bill Robinson, R (1, 7)		5-3		FC6-4 1-2f			K		L5		4	0	0	0	0	1	1
Rennie Stennett, R (1, 4)		6-3			K		F9		F9		4	0	0	0	0	1	0
Ed Ott, L (1, 2) OBP: 0.667, SLG: 1.667		P4			HR		PO 1B			F8	3	1	2	1	0	0	0
Matt Alexander, S (7, PR)											0	0	0	0	0	0	0
Steve Nicosia, R (8, 2)											1	0	0	0	0	0	0
Phil Garner, R (1, 5) OBP: 0.250, SLG: 0.500			K		F9		PO 1-2	3-1 1B 2B		K	4	1	1	0	0	2	0
(9, 6)																	
Bert Blyleven, R (1, 1) OBP: 0.500, SLG: 0.500			G5-4-3 1B		K			3-1 2-3		CI	2	0	1	0	0	1	0
Enrique Romo, R (8, 1)											0	0	0	0	0	0	0
Mike Easler, L (8, PH)											1	0	0	0	0	0	1
Dale Berra, R (9, 5)											0	0	0	0	0	0	0
Inning Stats	R: 0 E: 0 K: 2 S: 8 H: 1 LOB: 1 BB: 0 P: 8	R: 0 E: 0 K: 0 S: 3 H: 0 LOB: 0 BB: 0 P: 3	R: 0 E: 0 K: 1 S: 5 H: 1 LOB: 0 BB: 0 P: 5	R: 0 E: 0 K: 0 S: 4 H: 2 LOB: 1 BB: 0 P: 4	R: 1 E: 0 K: 2 S: 8 H: 1 LOB: 0 BB: 0 P: 8	R: 0 E: 0 K: 1 S: 6 H: 1 LOB: 1 BB: 0 P: 6	R: 0 E: 0 K: 1 S: 5 H: 1 LOB: 1 BB: 0 P: 5	R: 1 E: 0 K: 0 S: 5 H: 2 LOB: 1 BB: 0 P: 5	R: 0 E: 0 K: 0 S: 3 H: 1 LOB: 0 BB: 0 P: 3	R: 0 E: 1 K: 2 S: 8 H: 0 LOB: 1 BB: 0 P: 8	1B: 8 2B: 1 3B: 0 HR: 1	SF: 0 SAC: 2 DP: 1 HBP: 0					

PITCHER	IP	WLS	BF	H	R	ER	SO	BB	IBB	HBP	BLK	WP	HR	S	P	ERA	WHIP
Steve Rogers, R (1, 1) ERA: 2.25	8.0		30	9	2	2	7	0	0	0	0	0	1	44	44	2.25	1.125
Elias Sosa, R (9, 1) ERA:	2.0	W	7	1	0	0	2	0	0	0	0	0	0	11	11	0.00	0.500

PITCHER	IP	WLS	BF	H	R	ER	SO	BB	IBB	HBP	BLK	WP	HR	S	P	ERA	WHIP

BOTTOM	
AB	34
R	2
H	10
RBI	2
BB	0
SO	9
LOB	11

WP: 0 PB: 0 SB: 1 CS: 0 PA: 38

Montreal Expos @ Pittsburgh Pirates

Three Rivers Stadium, Pittsburgh, PA

Sat Apr 07 1979, 3:33 AM EST

Att. 8,700 - Unknown

TOP

livebaseballscorecards.com

Batter	1	2	3	4	5	6	7	8	9	AB	R	H	RBI	BB	SO	LOB
Andre Dawson, R (1, 8) OBP: 0.200, SLG: 0.111	SSS 0-3 ① K			x 0-0 ① F8		x 0-0 ② F3		x 0-0 ① P1	x 0-0 ② FC5-4 2B 1-2f 2-3 3-H	5	1	0	1	0	1	3
Rodney Scott, S (1, 4) OBP: 0.500, SLG: 0.429	x 0-0 CS 1B			BBBB 4-0 FC3-5 WP BB		x 0-0 ③ L5 3-H		x 0-0 E1	x 0-0 WP 1-H 3-H 2B	4	0	2	2	1	0	0
Warren Cromartie, L (1, 7) OBP: 0.100, SLG: 0.100	x 0-0 ②③ G3 1-2			x 0-0 ② FC3-5 1-3			x 0-0 E 1B BB 1B	x 0-0 ② F9	x 0-0 ③ G3 2-3	5	1	1	0	0	0	4
Ellis Valentine, R (1, 9) OBP: 0.333, SLG: 0.143		SSS 0-3 ① K		x 0-0 ③ 4-3			x 0-0 BB E 1-2 1B	x 0-0 ③ F7		4	0	1	0	0	1	2
Tony Perez, R (1, 3) OBP: 0.143, SLG: 0.143 Tom Hutton, L (7, PR) (7, 3)		x 0-0 G4-6-3 1B			x 0-0 ① P4		x 0-0 E5 BB 1-2 2-3		BBBB 4-0 BB HBP 1B BB	3 0	0 1	1 0	0 0	0 1	0 0	2 0
Gary Carter, R (1, 2) OBP: 0.125, SLG: 0.500		x 0-0 ②③ G4-6-3 1-2f			x 0-0 ② P4		x 0-0 ① F7		x 0-0 ① F9	4	0	0	0	0	0	5
Larry Parrish, R (1, 5) OBP: 0.375, SLG: 0.286			x 0-0 ① P4		SSS 0-3 ③ K1-3		x 0-0 ② P3		H 1-0 1B BB FC5-4 HBP 1-2	3	1	0	0	0	1	3
Chris Speier, R (1, 6) Tony Solaita, L (7, PH) Woodie Fryman, R (7, 1) Ken Macha, R (9, PH) Elias Sosa, R (9, 1)			x 0-0 ② 4-3			x 0-0 ① F3	BBBB 4-0 BB 1-2 2-3 3-H		BBBB 4-0 FC5-4 1B 2B BB 1-2 2-3	2 0 0 0 0	0 0 0 1 0	0 0 0 0 0	0 1 0 0 0	0 1 0 0 0	0 0 0 0 0	0 0 0 0 0
Ross Grimsley, L (1, 1) Stan Bahnsen, R (3, 1) Jerry White, S (6, PH) OBP: 1.000, SLG: 3.000 Dan Schatzeder, L (6, 1) Jim Mason, L (7, PH) OBP: 0.500, SLG: 0.500 (7, 6)			x 0-0 ③ L6			x 0-0 E 3B	SSS 0-3 ③ K		x 0-0 FC5-4 1B 1-2 2-3 3-H	1 0 1 0 2	0 0 1 0 0	0 0 1 0 1	0 0 0 0 1	0 0 0 0 0	0 0 0 0 1	0 0 0 0 3
Inning Stats	R: 0 E: 0 K: 1 S: 5 H: 1 LOB: 0 BB: 0 P: 5	R: 0 E: 0 K: 1 S: 5 H: 1 LOB: 0 BB: 0 P: 5	R: 0 E: 0 K: 0 S: 3 H: 0 LOB: 0 BB: 0 P: 3	R: 0 E: 0 K: 0 S: 3 H: 0 LOB: 1 BB: 1 P: 7	R: 0 E: 0 K: 1 S: 5 H: 0 LOB: 0 BB: 0 P: 5	R: 1 E: 1 K: 0 S: 4 H: 1 LOB: 0 BB: 0 P: 4	R: 1 E: 1 K: 1 S: 8 H: 2 LOB: 3 BB: 1 P: 12	R: 0 E: 1 K: 0 S: 4 H: 0 LOB: 1 BB: 0 P: 4	R: 4 E: 0 K: 0 S: 5 H: 2 LOB: 1 BB: 2 P: 14	1B: 5 2B: 1 3B: 1 HR: 0 SF: 0 SAC: 0 DP: 1 HBP: 1						

	AB	34
	R	6
	H	7
	RBI	5
	BB	4
	SO	4
	LOB	22

WP: 2 PB: 0 SB: 0 CS: 1 PA: 39

PITCHER		IP	WLS	BF	H	R	ER	SO	BB	IBB	HBP	BLK	WP	HR	S	P	ERA	WHIP
Don Robinson, R ERA: 2.16	(1, 1)	8.1		34	5	4	2	4	3	0	1	0	1	0	38	51	2.16	0.960
Kent Tekulve, R ERA: 7.71	(9, 1)	0.1		3	1	0	0	0	1	0	0	0	0	0	2	6	0.00	6.000
Grant Jackson, L ERA:	(9, 1)	0.1	W	2	1	2	2	0	0	0	0	0	1	0	2	2	54.00	3.000

PITCHER	IP	WLS	BF	H	R	ER	SO	BB	IBB	HBP	BLK	WP	HR	S	P	ERA	WHIP

BOTTOM

Batter	1	2	3	4	5	6	7	8	9	AB	R	H	RBI	BB	SO	LOB
Frank Taveras, R (1, 6) OBP: 0.500, SLG: 0.500	CS 1B	4-3		P4			S SH1-4 1B 1B		P6	5	1	2	0	0	0	1
Phil Garner, R (1, 5) OBP: 0.143, SLG: 0.286	6-3 1-2		P6		F7		SH1-4 1-2		F7 BB E 1B	3	0	0	0	0	0	1
Dale Berra, R (6, 5)										0	0	0	0	0	0	0
John Milner, L (9, PH) OBP: 0.500, SLG: 0.500										1	0	1	0	0	0	0
Matt Alexander, S (9, PR)										0	1	0	0	0	0	0
Dave Parker, L (1, 9) OBP: 0.333, SLG: 0.625	HR		HR 1B		3-1		F7 2-3		BBBB E BB	4	3	2	1	1	0	1
Bill Robinson, R (1, 7) OBP: 0.333, SLG: 0.625	PO E 1B		1-H HR		P6		BBBB 1B BB		F7	4	1	2	2	1	0	2
Willie Stargell, L (1, 3) OBP: 0.333, SLG: 0.333	E3 1-2		P6			F5	1-2 3-H 1B		E1 1-H 3-H	5	0	1	1	0	0	1
Rennie Stennett, R (1, 4) OBP: 0.250, SLG: 0.375	PO 2-3	4-3	2B			1B 1B	F8			4	0	2	0	0	0	2
Steve Nicosia, R (1, 2) OBP: 0.200, SLG: 0.800		HR	L6			P6		F9		4	1	1	1	0	0	2
Omar Moreno, L (1, 8) OBP: 0.667, SLG: 0.600		6-3		P5		1-2 1B		BBBB CS BB		3	0	1	0	1	0	0
Don Robinson, R (1, 1) OBP: 0.250, SLG: 0.250		1B		4-3		F8		1-2	F8	4	0	1	0	0	0	3
Kent Tekulve, R (9, 1)										0	0	0	0	0	0	0
Grant Jackson, S (9, 1)										0	0	0	0	0	0	0
Inning Stats	R: 1 E: 1 K: 0 S: 5 H: 3 LOB: 1 BB: 0 P: 5	R: 1 E: 0 K: 0 S: 5 H: 2 LOB: 1 BB: 0 P: 5	R: 2 E: 0 K: 0 S: 6 H: 3 LOB: 1 BB: 0 P: 6	R: 0 E: 0 K: 0 S: 3 H: 0 LOB: 0 BB: 0 P: 3	R: 0 E: 0 K: 0 S: 3 H: 0 LOB: 0 BB: 0 P: 3	R: 0 E: 0 K: 0 S: 5 H: 2 LOB: 2 BB: 0 P: 5	R: 1 E: 0 K: 0 S: 5 H: 2 LOB: 2 BB: 1 P: 9	R: 0 E: 0 K: 0 S: 2 H: 0 LOB: 0 BB: 1 P: 6	R: 2 E: 1 K: 0 S: 4 H: 1 LOB: 1 BB: 1 P: 8	1B: 9 2B: 1 3B: 0 HR: 3 SF: 0 SAC: 1 DP: 0 HBP: 0							

PITCHER		IP	WLS	BF	H	R	ER	SO	BB	IBB	HBP	BLK	WP	HR	S	P	ERA	WHIP
Ross Grimsley, L ERA: 13.5	(1, 1)	2.2		15	8	4	4	0	0	0	0	0	0	3	15	15	13.50	3.000
Stan Bahnsen, R ERA:	(3, 1)	2.1		7	0	0	0	0	0	0	0	0	0	0	7	7	0.00	0.000
Dan Schatzeder, L ERA:	(6, 1)	1.0		5	2	0	0	0	0	0	0	0	0	0	5	5	0.00	2.000
Woodie Fryman, L ERA: 4.5	(7, 1)	2.0		9	2	1	1	0	2	0	0	0	0	0	7	15	4.50	2.000
Elias Sosa, R ERA:	(9, 1)	0.2	L	5	1	2	0	0	1	0	0	0	0	0	4	8	0.00	3.000

PITCHER	IP	WLS	BF	H	R	ER	SO	BB	IBB	HBP	BLK	WP	HR	S	P	ERA	WHIP

Montreal Expos @ Pittsburgh Pirates

Three Rivers Stadium, Pittsburgh, PA

Sat Apr 07 1979, 3:33 AM EST

Att. 8,700 - Unknown

livebaseballscorecards.com

AB	37
R	7
H	13
RBI	5
BB	3
SO	0
LOB	13

WP: 0 PA: 42
PB: 0
SB: 1
CS: 2

Batter	1	2	3	4	5	6	7	8	9	AB	R	H	RBI	BB	SO	LOB
Andre Dawson, R (1, 8) OBP: 0.267, SLG: 0.429	F8		K		S 1B 2-H		HR 1-H		P3	5	1	2	3	0	1	1
Rodney Scott, S (1, 4) OBP: 0.600, SLG: 0.600	G3 2B		BB		K 1-2		E 1B 1B		S BB	3	1	2	0	2	1	1
Warren Cromartie, L (1, 7) OBP: 0.133, SLG: 0.133	G3 2-3		P6			F8	E8 1-H 1B		F7 1-2	5	0	1	0	0	0	4
Ellis Valentine, R (1, 9) OBP: 0.214, SLG: 0.083	K			F7		K	4-3		6-3	5	0	0	0	0	2	3
Tony Solaita, L (1, 3) OBP: 0.500, SLG: 0.250		K		K		WP 1B		PB 1B BB		3	0	1	0	1	2	0
Tom Hutton, L (8, PR) (8, 3)										0	1	0	0	0	0	0
Gary Carter, R (1, 2) OBP: 0.167, SLG: 0.417		F7		K		F7 1-2		PB 1-3 1B		4	0	1	0	0	1	1
Ken Macha, R (1, 5)		K	K				1-3	K 1-2 3-H		4	0	0	0	0	3	1
Chris Speier, R (1, 6) OBP: 0.300, SLG: 0.333			2B		SH2-4 1B 1B			FC6-4 BB	4-3	3	1	2	0	1	0	2
Scott Sanderson, R (1, 1)			K	SH2-4 1-2			FC6-4 1-2f HR		K	1	0	0	0	0	1	1
Rudy May, L (6, 1)										0	0	0	0	0	0	0
Jerry White, S (7, PH) OBP: 0.500, SLG: 1.500										1	1	0	0	0	0	1
David Palmer, R (7, 1)										1	0	0	0	0	1	2
Inning Stats	R: 0 E: 0 K: 1 S: 6 H: 1 LOB: 1 BB: 0 P: 6	R: 0 E: 0 K: 2 S: 7 H: 0 LOB: 0 BB: 0 P: 7	R: 0 E: 0 K: 2 S: 8 H: 1 LOB: 2 BB: 1 P: 12	R: 0 E: 0 K: 2 S: 7 H: 0 LOB: 0 BB: 0 P: 7	R: 1 E: 0 K: 2 S: 9 H: 2 LOB: 1 BB: 0 P: 9	R: 0 E: 0 K: 1 S: 6 H: 1 LOB: 1 BB: 0 P: 6	R: 3 E: 1 K: 0 S: 6 H: 3 LOB: 1 BB: 1 P: 10	R: 1 E: 0 K: 2 S: 8 H: 1 LOB: 2 BB: 1 P: 12	R: 0 E: 0 K: 0 S: 3 H: 0 LOB: 1 BB: 1 P: 7	1B: 6 2B: 2 3B: 0 HR: 1 SF: 0 SAC: 1 DP: 0 HBP: 0						

TOP

Montreal Expos @ Pittsburgh Pirates

Three Rivers Stadium, Pittsburgh, PA

Sun Apr 08 1979, 3:33 AM EST

Att. 8,680 - Unknown

livebaseballscorecards.com

AB	35
R	5
H	9
RBI	3
BB	4
SO	12
LOB	17

WP: 1 PB: 1 SB: 2 CS: 0 PA: 40

PITCHER		IP	WLS	BF	H	R	ER	SO	BB	IBB	HBP	BLK	WP	HR	S	P	ERA	WHIP
Bruce Kison, R ERA: 2.84	(1, 1)	6.1		26	5	2	2	10	2	0	0	0	1	0	44	52	2.84	1.105
Enrique Romo, R ERA: 6.75	(7, 1)	0.1	L	4	3	2	1	0	0	0	0	0	0	1	4	4	27.00	9.000
Kent Tekulve, R ERA: 6.75	(7, 1)	0.1		1	0	0	0	0	0	0	0	0	0	0	1	1	0.00	0.000
Ed Whitson, R ERA: 4.5	(8, 1)	2.0		9	1	1	1	2	2	0	0	0	0	0	11	19	4.50	1.500

PITCHER	IP	WLS	BF	H	R	ER	SO	BB	IBB	HBP	BLK	WP	HR	S	P	ERA	WHIP

Montreal Expos @ Pittsburgh Pirates

Three Rivers Stadium, Pittsburgh, PA

Sun Apr 08 1979, 3:33 AM EST

Att. 8,680 - Unknown

BOTTOM

Batter	1	2	3	4	5	6	7	8	9	AB	R	H	RBI	BB	SO	LOB
Frank Taveras, R (1, 6) OBP: 0.462, SLG: 0.538	P3		3-1 2B		F2		1B		1-3	5	0	2	0	0	0	1
Omar Moreno, L (1, 8) OBP: 0.455, SLG: 0.400	S 1B		3-1 2-3			F8	4-3		F7	5	0	1	0	0	0	2
Dave Parker, L (1, 9) OBP: 0.385, SLG: 0.545	F7 1-2		F7			BBBB 4-0 1B SF8 BB		0-0 HR 1B		3	2	1	0	1	0	2
Willie Stargell, L (1, 3) OBP: 0.385, SLG: 0.615	F8			F8		0-0 BB 1-3 1B		0-0 1-H HR		4	1	2	2	0	0	1
Bill Robinson, R (1, 7) OBP: 0.231, SLG: 0.455		6-3		P4		SF8 3-H		F7		3	0	0	1	0	0	0
Rennie Stennett, R (1, 4) OBP: 0.250, SLG: 0.273		F3		SSS 0-3 K		BBBB 4-0 1-2 BB		F9		3	0	0	0	1	1	0
Ed Ott, L (1, 2) OBP: 0.429, SLG: 1.000		SSS 0-3 K			F9	F8		FC5 2B		4	0	1	0	0	1	2
Phil Garner, R (1, 5) OBP: 0.273, SLG: 0.636			BLK 3B		2B		SSS 0-3 K	FC5 2-3		4	1	2	0	0	1	1
Bruce Kison, R (1, 1) Enrique Romo, R (7, 1) Kent Tekulve, R (7, 1) John Milner, L (7, PH) OBP: 0.333, SLG: 0.333 Ed Whitson, R (8, 1) Lee Lacy, R (9, PH)			6-3 3-H		SSS 0-3 K		4-3		F8	2 0 0 1 0 1	0 0 0 0 0 0	0 0 0 0 0 0	0 0 0 0 0 0	0 0 0 0 0 0	1 0 0 0 0 0	1 0 0 0 0 0
Inning Stats	R: 0 E: 0 K: 0 S: 4 H: 1 LOB: 1 BB: 0 P: 4	R: 0 E: 0 K: 1 S: 5 H: 0 LOB: 0 BB: 0 P: 5	R: 1 E: 0 K: 0 S: 5 H: 2 LOB: 1 BB: 0 P: 5	R: 0 E: 0 K: 1 S: 5 H: 0 LOB: 0 BB: 0 P: 5	R: 0 E: 0 K: 1 S: 6 H: 1 LOB: 1 BB: 0 P: 6	R: 1 E: 0 K: 0 S: 4 H: 1 LOB: 2 BB: 2 P: 12	R: 0 E: 0 K: 1 S: 6 H: 1 LOB: 1 BB: 0 P: 6	R: 2 E: 0 K: 0 S: 6 H: 3 LOB: 1 BB: 0 P: 6	R: 0 E: 0 K: 0 S: 3 H: 0 LOB: 0 BB: 0 P: 3	1B: 4 2B: 3 3B: 1 HR: 1 SF: 1 SAC: 0 DP: 0 HBP: 0						

livebaseballscorecards.com

AB	35
R	4
H	9
RBI	3
BB	2
SO	4
LOB	10

WP: 0 PB: 0 SB: 1 CS: 0 PA: 38

PITCHER		IP	WLS	BF	H	R	ER	SO	BB	IBB	HBP	BLK	WP	HR	S	P	ERA	WHIP
Scott Sanderson, R ERA: 3.18	(1, 1)	5.2		24	5	2	2	3	2	0	0	1	0	0	28	36	3.18	1.235
Rudy May, L ERA:	(6, 1)	0.1	W	1	0	0	0	0	0	0	0	0	0	0	1	1	0.00	0.000
David Palmer, R ERA: 6.0	(7, 1)	3.0	S	13	4	2	2	1	0	0	0	0	0	1	15	15	6.00	1.333

PITCHER	IP	WLS	BF	H	R	ER	SO	BB	IBB	HBP	BLK	WP	HR	S	P	ERA	WHIP

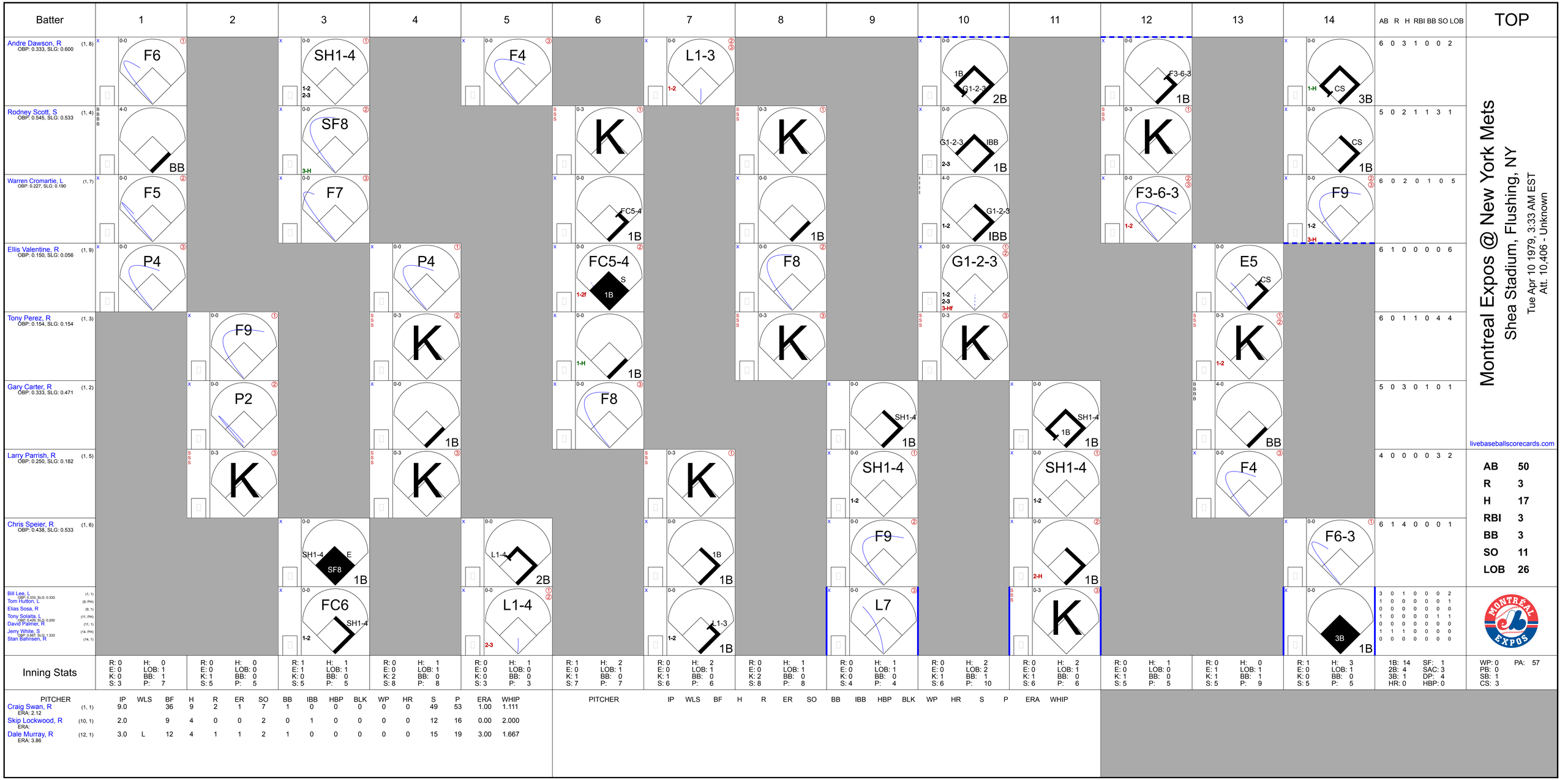

Montreal Expos @ New York Mets

Shea Stadium, Flushing, NY

Tue Apr 10 1979, 3:33 AM EST
Att. 10,406 - Unknown

livebaseballscorecards.com

Batter	1	2	3	4	5	6	7	8	9	10	11	12	13	14	AB	R	H	RBI	BB	SO	LOB
Andre Dawson, R (1, 8) OBP: 0.333, SLG: 0.600	F6		SH1-4 1-2 2-3		F4		L1-3 1-2			1B G1-2-3 2B		F3-6-3 1B		1-H CS 3B	6	0	3	1	0	0	2
Rodney Scott, S (1, 4) OBP: 0.545, SLG: 0.533	BB		SF8 3-H			K		K		G1-2-3 IBB 2-3 1B		K		CS 1B	5	0	2	1	1	3	1
Warren Cromartie, L (1, 7) OBP: 0.227, SLG: 0.190	F5		F7			FC5-4 1B		1B		G1-2-3 1-2 IBB		F3-6-3 1-2		F9 1-2 3-H	6	0	2	0	1	0	5
Ellis Valentine, R (1, 9) OBP: 0.150, SLG: 0.056	P4			P4		FC5-4 S 1-2f 1B		F8		G1-2-3 1-2 2-3 3-Hf			E5 CS		6	1	0	0	0	0	6
Tony Perez, R (1, 3) OBP: 0.154, SLG: 0.154		F9		K		1-H 1B		K		K			K 1-2		6	0	1	1	0	4	4
Gary Carter, R (1, 2) OBP: 0.333, SLG: 0.471		P2		1B		F8			SH1-4 1B		SH1-4 1B 1B		BB		5	0	3	0	1	0	1
Larry Parrish, R (1, 5) OBP: 0.250, SLG: 0.182		K		K			K		SH1-4 1-2		SH1-4 1-2		F4		4	0	0	0	0	3	2
Chris Speier, R (1, 6) OBP: 0.438, SLG: 0.533			SH1-4 E SF8 1B		L1-4 2B		1B 1B		F9		2-H 1B			F6-3	6	1	4	0	0	0	1
Bill Lee, L (1, 1) OBP: 0.333, SLG: 0.333															3	0	1	0	0	0	2
Tom Hutton, L (9, PH)															1	0	0	0	0	0	1
Elias Sosa, R (9, 1)															0	0	0	0	0	0	0
Tony Solaita, L (11, PH) OBP: 0.429, SLG: 0.200															1	0	0	0	0	1	1
David Palmer, R (11, 1)															0	0	0	0	0	0	0
Jerry White, S (14, PH) OBP: 0.667, SLG: 1.333															1	1	1	0	0	0	0
Stan Bahnsen, R (14, 1)															0	0	0	0	0	0	0
Inning Stats	R: 0 E: 0 K: 0 S: 3	H: 0 LOB: 1 BB: 1 P: 7	R: 0 E: 0 K: 1 S: 5	H: 0 LOB: 0 BB: 0 P: 5	R: 1 E: 1 K: 0 S: 5	H: 1 LOB: 1 BB: 0 P: 5	R: 0 E: 0 K: 2 S: 8	H: 1 LOB: 1 BB: 0 P: 8	R: 0 E: 0 K: 0 S: 3	H: 1 LOB: 0 BB: 0 P: 3	R: 1 E: 0 K: 1 S: 7	H: 2 LOB: 1 BB: 0 P: 7	R: 0 E: 0 K: 1 S: 6	H: 2 LOB: 1 BB: 0 P: 6	R: 0 E: 0 K: 2 S: 8	H: 1 LOB: 1 BB: 0 P: 8	R: 0 E: 0 K: 0 S: 4	H: 1 LOB: 1 BB: 0 P: 4	R: 0 E: 0 K: 1 S: 6	H: 2 LOB: 2 BB: 1 P: 10	R: 0 E: 0 K: 1 S: 6	H: 2 LOB: 1 BB: 0 P: 6	R: 0 E: 0 K: 1 S: 5	H: 1 LOB: 0 BB: 0 P: 5	R: 0 E: 1 K: 1 S: 5	H: 0 LOB: 1 BB: 1 P: 9	R: 1 E: 0 K: 0 S: 5	H: 3 LOB: 1 BB: 0 P: 5	1B: 14 2B: 4 3B: 1 HR: 0	SF: 1 SAC: 3 DP: 4 HBP: 0	WP: 0 PB: 0 SB: 1 CS: 3	PA: 57

PITCHER		IP	WLS	BF	H	R	ER	SO	BB	IBB	HBP	BLK	WP	HR	S	P	ERA	WHIP
Craig Swan, R ERA: 2.12	(1, 1)	9.0		36	9	2	1	7	1	0	0	0	0	0	49	53	1.00	1.111
Skip Lockwood, R ERA:	(10, 1)	2.0		9	4	0	0	2	0	1	0	0	0	0	12	16	0.00	2.000
Dale Murray, R ERA: 3.86	(12, 1)	3.0	L	12	4	1	1	2	1	0	0	0	0	0	15	19	3.00	1.667

PITCHER	IP	WLS	BF	H	R	ER	SO	BB	IBB	HBP	BLK	WP	HR	S	P	ERA	WHIP

AB	50
R	3
H	17
RBI	3
BB	3
SO	11
LOB	26

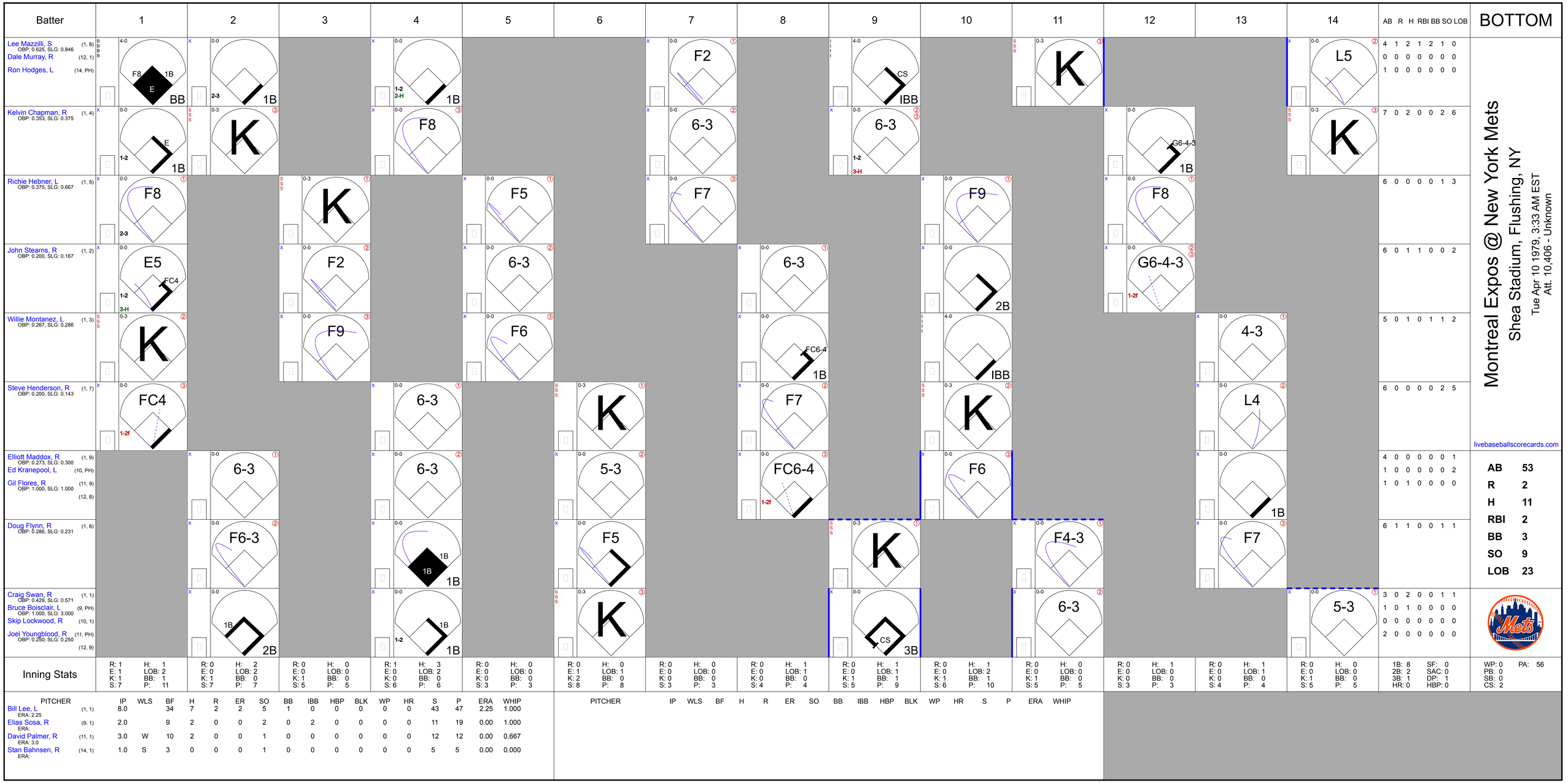
Batter
1
2
3
4
5
6
7
8
9
10
11
12
13
14
AB R H RBI BB SO LOB
BOTTOM
Lee Mazzilli, S (1, 8)
OBP: 0.625, SLG: 0.846
Dale Murray, R (12, 1)
Ron Hodges, L (14, PH)
Kelvin Chapman, R (1, 4)
OBP: 0.353, SLG: 0.375
Richie Hebner, L (1, 5)
OBP: 0.375, SLG: 0.667
John Stearns, R (1, 2)
OBP: 0.200, SLG: 0.167
Willie Montanez, L (1, 3)
OBP: 0.267, SLG: 0.286
Steve Henderson, R (1, 7)
OBP: 0.200, SLG: 0.143
Elliott Maddox, R (1, 9)
OBP: 0.273, SLG: 0.300
Ed Kranepool, L (10, PH)
Gil Flores, R (11, 9)
OBP: 1.000, SLG: 1.000
(12, 8)
Doug Flynn, R (1, 6)
OBP: 0.286, SLG: 0.231
Craig Swan, R (1, 1)
OBP: 0.429, SLG: 0.571
Bruce Boisclair, L (9, PH)
OBP: 1.000, SLG: 3.000
Skip Lockwood, R (10, 1)
Joel Youngblood, R (11, PH)
OBP: 0.250, SLG: 0.250
(12, 9)
4 1 2 1 2 1 0
0 0 0 0 0 0 0
1 0 0 0 0 0 0
7 0 2 0 0 2 6
6 0 0 0 0 1 3
6 0 1 1 0 0 2
5 0 1 0 1 1 2
6 0 0 0 0 2 5
4 0 0 0 0 0 1
1 0 0 0 0 0 2
1 0 1 0 0 0 0
6 1 1 0 0 1 1
3 0 2 0 0 1 1
1 0 1 0 0 0 0
0 0 0 0 0 0 0
2 0 0 0 0 0 0
Montreal Expos @ New York Mets
Shea Stadium, Flushing, NY
Tue Apr 10 1979, 3:33 AM EST
Att. 10,406 - Unknown
livebaseballscorecards.com
AB 53
R 2
H 11
RBI 2
BB 3
SO 9
LOB 23
Inning Stats
R: 1 E: 1 K: 1 S: 7 H: 1 LOB: 2 BB: 1 P: 11
R: 0 E: 0 K: 1 S: 7 H: 2 LOB: 2 BB: 0 P: 7
R: 0 E: 0 K: 1 S: 5 H: 0 LOB: 0 BB: 0 P: 5
R: 1 E: 0 K: 0 S: 6 H: 3 LOB: 2 BB: 0 P: 6
R: 0 E: 0 K: 0 S: 3 H: 0 LOB: 0 BB: 0 P: 3
R: 0 E: 1 K: 2 S: 8 H: 0 LOB: 1 BB: 0 P: 8
R: 0 E: 0 K: 0 S: 3 H: 0 LOB: 0 BB: 0 P: 3
R: 0 E: 0 K: 0 S: 4 H: 1 LOB: 1 BB: 0 P: 4
R: 0 E: 0 K: 1 S: 5 H: 1 LOB: 1 BB: 1 P: 9
R: 0 E: 0 K: 1 S: 6 H: 1 LOB: 2 BB: 1 P: 10
R: 0 E: 0 K: 1 S: 5 H: 0 LOB: 0 BB: 0 P: 5
R: 0 E: 0 K: 0 S: 3 H: 1 LOB: 0 BB: 0 P: 3
R: 0 E: 0 K: 0 S: 4 H: 1 LOB: 1 BB: 0 P: 4
R: 0 E: 0 K: 1 S: 5 H: 0 LOB: 0 BB: 0 P: 5
1B: 8 2B: 2 3B: 1 HR: 0
SF: 0 SAC: 0 DP: 1 HBP: 0
WP: 0 PB: 0 SB: 0 CS: 2
PA: 56
PITCHER IP WLS BF H R ER SO BB IBB HBP BLK WP HR S P ERA WHIP
Bill Lee, L (1, 1) ERA: 2.25 8.0 34 7 2 2 5 1 0 0 0 0 0 0 43 47 2.25 1.000
Elias Sosa, R (9, 1) ERA: 2.0 9 2 0 0 2 0 2 0 0 0 0 0 0 11 19 0.00 1.000
David Palmer, R (11, 1) ERA: 3.0 3.0 W 10 2 0 0 1 0 0 0 0 0 0 0 12 12 0.00 0.667
Stan Bahnsen, R (14, 1) ERA: 1.0 S 3 0 0 0 1 0 0 0 0 0 0 0 5 5 0.00 0.000
PITCHER IP WLS BF H R ER SO BB IBB HBP BLK WP HR S P ERA WHIP

Batter	1	2	3	4	5	6	7	8	9	10	11	AB	R	H	RBI	BB	SO	LOB
Andre Dawson, R (1, 8) OBP: 0.346, SLG: 0.600	SSS 0-3 ① K		x 0-0 1B BB 2-3 1B		SSS 0-3 ② K			x 0-0 SH3-4 2B		SSS 0-3 ① K		5	0	2	0	0	3	1
Rodney Scott, S (1, 4) OBP: 0.500, SLG: 0.444	x 0-0 ② F8		BBBB 4-0 1B 1-2 BB		x 0-0 ③ FC6-4 1-2f			x 0-0 ① SH3-4 2-3		x 0-0 ② F8		3	0	0	0	1	0	1
Warren Cromartie, L (1, 7) OBP: 0.222, SLG: 0.192	x 0-0 ③ G3		SSS 0-3 ② K			x 0-0 G5-4-3 1B		x 0-0 ② 1-3		SSS 0-3 ③ K		5	0	1	0	0	2	4
Ellis Valentine, R (1, 9) OBP: 0.160, SLG: 0.087		x 0-0 ① L7	x 0-0 ③ 1-2 2-3 3-H 1B			x 0-0 ① G5-4-3 ② 1-2f		x 0-0 ③ F7			x 0-0 ① 5-3	5	0	1	1	0	0	2
Tony Perez, R (1, 3) OBP: 0.167, SLG: 0.333		x 0-0 ② 5-3		x 0-0 ① L7		SSS 0-3 ③ K			x 0-0 ① 5-3		x 0-0 HR	5	1	1	1	0	1	0
Gary Carter, R (1, 2) OBP: 0.364, SLG: 0.450 Duffy Dyer, R (9, 2)	BBBB 4-0 2B BB			x 0-0 ② F3			x 0-0 ① F6		x 0-0 E1 1B		x 0-0 ② F6	3 1	1 0	1 0	1 0	0 0	1 0	0 0
Larry Parrish, R (1, 5) OBP: 0.294, SLG: 0.313		x 0-0 ③ 1-H 2B		x 0-0 ③ L9			SSS 0-3 ② K		x 0-0 ② E1 1-H		x 0-0 WP S PO 1B	5	0	2	1	0	1	1
Chris Speier, R (1, 6) OBP: 0.476, SLG: 0.556			x 0-0 ① F9		x 0-0 ① F9		x 0-0 2B		IIII 4-0 IBB		IIII 4-0 1-3 IBB	3	0	1	0	2	0	0
Steve Rogers, R (1, 1) OBP: 0.500, SLG: 0.600 Dave Cash, R (9, PH) Elias Sosa, R (9, 1) Woodie Fryman, R (11, 1) Stan Bahnsen, R (11, 1)			x 0-0 1B 1B 2B		BBBB 4-0 FC6-4 BB		x 0-0 ③ 1-3		SSS 0-3 ③ K		0-0 ③ PO 3-H	2 1 0 0 0	1 0 0 0 0	1 0 0 0 0	0 1 0 0 0	1 0 0 0 0	0 1 0 0 0	1 2 0 0 0
Inning Stats	R: 0 E: 0 K: 1 S: 5 H: 0 LOB: 0 BB: 0 P: 5	R: 1 E: 0 K: 0 S: 3 H: 1 LOB: 1 BB: 1 P: 7	R: 1 E: 0 K: 1 S: 7 H: 3 LOB: 2 BB: 1 P: 11	R: 0 E: 0 K: 0 S: 3 H: 0 LOB: 0 BB: 0 P: 3	R: 0 E: 0 K: 1 S: 5 H: 0 LOB: 1 BB: 1 P: 9	R: 0 E: 0 K: 1 S: 5 H: 1 LOB: 0 BB: 0 P: 5	R: 0 E: 0 K: 1 S: 6 H: 1 LOB: 1 BB: 0 P: 6	R: 0 E: 0 K: 0 S: 4 H: 1 LOB: 1 BB: 0 P: 4	R: 0 E: 1 K: 1 S: 6 H: 1 LOB: 2 BB: 1 P: 10	R: 0 E: 0 K: 2 S: 7 H: 0 LOB: 0 BB: 0 P: 7	R: 1 E: 0 K: 0 S: 4 H: 2 LOB: 1 BB: 1 P: 8	1B: 5 2B: 4 3B: 0 HR: 1	SF: 0 SAC: 1 DP: 1 HBP: 0					

PITCHER		IP	WLS	BF	H	R	ER	SO	BB	IBB	HBP	BLK	WP	HR	S	P	ERA	WHIP
Pete Falcone, L ERA: 2.0	(1, 1)	9.0		36	8	2	2	6	3	1	0	0	0	0	44	60	2.00	1.222
Skip Lockwood, R ERA: 1.93	(10, 1)	2.0	L	8	2	1	1	2	0	1	0	0	1	1	11	15	4.50	1.000

PITCHER	IP	WLS	BF	H	R	ER	SO	BB	IBB	HBP	BLK	WP	HR	S	P	ERA	WHIP

Montreal Expos @ New York Mets

Shea Stadium, Flushing, NY

Wed Apr 11 1979, 3:33 AM EST

Att. 5,980 - Unknown

TOP

livebaseballscorecards.com

AB	38
R	3
H	10
RBI	3
BB	5
SO	8
LOB	12

WP: 1	PA: 45		
PB: 0			
SB: 1			
CS: 0			

Batter	1	2	3	4	5	6	7	8	9	10	11	AB	R	H	RBI	BB	SO	LOB
Lee Mazzilli, S (1, 8) OBP: 0.545, SLG: 0.667	4-3		F6		G3		BB			5-3 SH3 1B	F7	5	0	1	0	1	0	2
Kelvin Chapman, R (1, 4) OBP: 0.318, SLG: 0.300	F7		5-3			L4	1-2 2-3 BB			1-2 SH3	1-2 2-3f FC5	4	0	0	0	1	0	2
Richie Hebner, L (1, 5) OBP: 0.381, SLG: 0.556	F8		4-3			1B WP SF8 HBP	4-3			5-3 IBB		3	1	0	0	1	0	3
John Stearns, R (1, 2) OBP: 0.263, SLG: 0.250 Ron Hodges, L (9, 2)		WP 1B 1B		F7		S 1-3 1B		6-3		5-3 1-2 2-3		4 1	1 0	2 0	0 0	0 0	0 0	0 2
Willie Montanez, L (1, 3) OBP: 0.250, SLG: 0.235		1-3 1-2		K		SF8 1-2 3-H	K	F7		IBB		3	0	0	1	1	1	1
Steve Henderson, R (1, 7) OBP: 0.300, SLG: 0.263		FC6-4 HBP 2-H 1B		S 1B	K			CS 1B				5	0	3	1	0	2	4
Elliott Maddox, R (1, 9) OBP: 0.375, SLG: 0.308		1-2 FC6-4 HBP		1-3 1-2			FC4-6 HBP	CS 1-2	FC4 1B		F3	3	0	1	0	0	0	1
Doug Flynn, R (1, 6) OBP: 0.222, SLG: 0.176 Gil Flores, R (11, PH) OBP: 1.000, SLG: 1.000		FC6-4 1-2f 2-3			F7		FC4-6 BB SH5-4 1-2f		FC4 G3-6-3 1-2f		FC5 1B 1B	4 1	0 0	0 1	0 0	0 0	0 0	4 0
Pete Falcone, L (1, 1) Ed Kranepool, L (9, PH) Skip Lockwood, R (10, 1) Bruce Boisclair, L (11, PH) OBP: 1.000, SLG: 3.000 Joel Youngblood, R (11, PH) OBP: 0.400, SLG: 0.400		4-3			6-3		SH5-4 1-2		G3-6-3 1-2f		FC5 1B 1-2	2 1 0 0 1	0 0 0 0 0	0 0 0 0 1	0 0 0 0 0	0 0 0 0 0	0 0 0 0 0	2 1 0 0 0
Inning Stats	R: 0 H: 0 E: 0 LOB: 0 K: 0 BB: 0 S: 3 P: 3	R: 1 H: 2 E: 0 LOB: 2 K: 0 BB: 0 S: 5 P: 6	R: 0 H: 0 E: 0 LOB: 0 K: 0 BB: 0 S: 3 P: 3	R: 0 H: 1 E: 0 LOB: 1 K: 1 BB: 0 S: 6 P: 6	R: 0 H: 0 E: 0 LOB: 0 K: 0 BB: 0 S: 3 P: 3	R: 1 H: 1 E: 0 LOB: 1 K: 1 BB: 0 S: 6 P: 7	R: 0 H: 0 E: 0 LOB: 3 K: 0 BB: 2 S: 3 P: 12	R: 0 H: 1 E: 0 LOB: 0 K: 0 BB: 0 S: 3 P: 3	R: 0 H: 1 E: 0 LOB: 0 K: 0 BB: 0 S: 3 P: 3	R: 0 H: 1 E: 0 LOB: 3 K: 1 BB: 2 S: 6 P: 14	R: 0 H: 2 E: 0 LOB: 2 K: 0 BB: 0 S: 5 P: 5	1B: 9 2B: 0 3B: 0 HR: 0	SF: 1 SAC: 2 DP: 1 HBP: 3					WP: 2 PB: 0 SB: 2 CS: 1	PA: 48

PITCHER		IP	WLS	BF	H	R	ER	SO	BB	IBB	HBP	BLK	WP	HR	S	P	ERA	WHIP
Steve Rogers, R ERA: 2.25	(1, 1)	8.0		33	5	2	2	2	2	0	3	0	2	0	32	43	2.25	0.875
Elias Sosa, R ERA:	(9, 1)	2.1	W	11	3	0	0	1	0	2	0	0	0	0	11	19	0.00	1.286
Woodie Fryman, L ERA: 3.86	(11, 1)	0.1		2	1	0	0	0	0	0	0	0	0	0	2	2	0.00	3.000
Stan Bahnsen, R ERA:	(11, 1)	0.1	S	1	0	0	0	0	0	0	0	0	0	0	1	1	0.00	0.000

PITCHER	IP	WLS	BF	H	R	ER	SO	BB	IBB	HBP	BLK	WP	HR	S	P	ERA	WHIP

BOTTOM

Montreal Expos @ New York Mets

Shea Stadium, Flushing, NY

Wed Apr 11 1979, 3:33 AM EST

Att. 5,980 - Unknown

livebaseballscorecards.com

AB	37
R	2
H	9
RBI	2
BB	4
SO	3
LOB	22

Batter	1	2	3	4	5	6	7	8	9	AB	R	H	RBI	BB	SO	LOB
Ivan De Jesus, R (1, 6) OBP: 0.300, SLG: 0.368	6-3		5-3		1-2 1B			F8		4	0	1	0	0	0	0
Ted Sizemore, R (1, 4) OBP: 0.526, SLG: 0.500	F8		BBBB 4-0 BB		4-3			F6		3	0	0	0	1	0	2
Bill Buckner, L (1, 3) OBP: 0.211, SLG: 0.176	2B		G3			G3			F9	4	0	1	0	0	0	1
Dave Kingman, R (1, 7) OBP: 0.412, SLG: 0.600	F4			5-3		5-3			SSS K	4	0	0	0	0	1	1
Bobby Murcer, L (1, 9) OBP: 0.313, SLG: 0.214		G3		G5-4-3 1B		F6			1B 1B	4	0	2	0	0	0	0
Steve Dillard, R (9, PR)										0	0	0	0	0	0	0
Steve Ontiveros, S (1, 5) OBP: 0.471, SLG: 0.500		4-3		G5-4-3 1-2f			L3		1-3 1B	4	0	1	0	0	0	1
Jerry Martin, R (1, 8) OBP: 0.353, SLG: 0.438		2B			6-3		1-3		L3	4	0	1	0	0	0	2
Barry Foote, R (1, 2) OBP: 0.154, SLG: 0.083		5-3			BBBB 4-0 FC1-6 BB		L7			2	0	0	0	1	0	1
Rick Reuschel, R (1, 1)			L6		FC1-6 1B 1-2f			L6-3		2	0	0	0	0	0	1
Gene Clines, R (8, PH) OBP: 0.333, SLG: 0.333										1	0	0	0	0	0	0
Willie Hernandez, L (8, 1)										0	0	0	0	0	0	0
Inning Stats	R: 0 E: 0 K: 0 S: 4 H: 1 LOB: 1 BB: 0 P: 4	R: 0 E: 0 K: 0 S: 4 H: 1 LOB: 1 BB: 0 P: 4	R: 0 E: 0 K: 0 S: 3 H: 0 LOB: 1 BB: 1 P: 7	R: 0 E: 0 K: 0 S: 3 H: 1 LOB: 0 BB: 0 P: 3	R: 0 E: 0 K: 0 S: 4 H: 1 LOB: 2 BB: 1 P: 8	R: 0 E: 0 K: 0 S: 3 H: 0 LOB: 0 BB: 0 P: 3	R: 0 E: 0 K: 0 S: 3 H: 0 LOB: 0 BB: 0 P: 3	R: 0 E: 0 K: 0 S: 3 H: 0 LOB: 0 BB: 0 P: 3	R: 0 E: 0 K: 1 S: 7 H: 2 LOB: 2 BB: 0 P: 7	1B: 4 2B: 2 3B: 0 HR: 0	SF: 0 SAC: 0 DP: 1 HBP: 0						

TOP

Chicago Cubs @ Montreal Expos

Olympic Stadium, Montreal, QB

Sat Apr 14 1979, 3:33 AM EST

Att. 35,654 - Unknown

livebaseballscorecards.com

AB	32
R	0
H	6
RBI	0
BB	2
SO	1
LOB	9

WP: 0 PB: 0 SB: 0 CS: 0 PA: 34

PITCHER		IP	WLS	BF	H	R	ER	SO	BB	IBB	HBP	BLK	WP	HR	S	P	ERA	WHIP
Ross Grimsley, L ERA: 3.18	(1, 1)	8.2	W	33	6	0	0	1	2	0	0	0	0	0	33	41	0.00	0.923
Elias Sosa, R ERA:	(9, 1)	0.1	S	1	0	0	0	0	0	0	0	0	0	0	1	1	0.00	0.000

PITCHER	IP	WLS	BF	H	R	ER	SO	BB	IBB	HBP	BLK	WP	HR	S	P	ERA	WHIP

Batter	1	2	3	4	5	6	7	8	9	AB	R	H	RBI	BB	SO	LOB
Andre Dawson, R (1, 8) OBP: 0.333, SLG: 0.655	F8		F5			HR	F8			4	1	1	1	0	0	1
Rodney Scott, S (1, 4) OBP: 0.533, SLG: 0.476	G3			CS 1B		S 1B SF8 1B		BBBBB 4-0 CS 4-3 BB		3	1	2	0	1	0	0
Warren Cromartie, L (1, 7) OBP: 0.258, SLG: 0.267	F9			1-2 2B		S 1-2 1B		4-3 1-2		4	0	2	0	0	0	1
Ellis Valentine, R (1, 9) OBP: 0.138, SLG: 0.074		F7		6-3		SSS 0-3 K 1-2 2-3		6-3 2-3		4	0	0	0	0	1	4
Tony Perez, R (1, 3) OBP: 0.190, SLG: 0.300		SSS 0-3 K		SSS 0-3 K		4-0 IBB				2	0	0	0	1	2	1
Gary Carter, R (1, 2) OBP: 0.320, SLG: 0.409		F4			SSS 0-3 K	SF8 3-H				2	0	0	1	0	1	0
Larry Parrish, R (1, 5) OBP: 0.250, SLG: 0.263			L5		4-3	F9				3	0	0	0	0	0	2
Chris Speier, R (1, 6) OBP: 0.458, SLG: 0.500			6-3		H 1-0 HBP		5-3			2	0	0	0	0	0	0
Ross Grimsley, L (1, 1) Elias Sosa, R (9, 1)			SSS 0-3 K		L9		SSS 0-3 K			3 0	0 0	0 0	0 0	0 0	2 0	1 0
Inning Stats	R: 0 E: 0 K: 0 S: 3 H: 0 LOB: 0 BB: 0 P: 3	R: 0 E: 0 K: 1 S: 5 H: 0 LOB: 0 BB: 0 P: 5	R: 0 E: 0 K: 1 S: 6 H: 0 LOB: 1 BB: 0 P: 6	R: 0 E: 0 K: 1 S: 6 H: 2 LOB: 1 BB: 0 P: 6	R: 0 E: 0 K: 1 S: 5 H: 0 LOB: 1 BB: 0 P: 6	R: 2 E: 0 K: 1 S: 8 H: 3 LOB: 2 BB: 1 P: 12	R: 0 E: 0 K: 1 S: 5 H: 0 LOB: 0 BB: 0 P: 5	R: 0 E: 0 K: 0 S: 2 H: 0 LOB: 0 BB: 1 P: 6		1B: 3 2B: 1 3B: 0 HR: 1 SF: 1 SAC: 0 DP: 0 HBP: 1			WP: 1 PB: 0 SB: 2 CS: 2	PA: 31	

PITCHER		IP	WLS	BF	H	R	ER	SO	BB	IBB	HBP	BLK	WP	HR	S	P	ERA	WHIP
Rick Reuschel, R ERA: 5.4	(1, 1)	7.0	L	28	5	2	2	6	0	1	1	0	1	1	38	43	2.57	0.714
Willie Hernandez, L ERA: 16.2	(8, 1)	1.0		3	0	0	0	0	1	0	0	0	0	0	2	6	0.00	1.000

PITCHER	IP	WLS	BF	H	R	ER	SO	BB	IBB	HBP	BLK	WP	HR	S	P	ERA	WHIP

Chicago Cubs @ Montreal Expos

Olympic Stadium, Montreal, QB

Sat Apr 14 1979, 3:33 AM EST

Att. 35,654 - Unknown

livebaseballscorecards.com

AB	27
R	2
H	5
RBI	2
BB	2
SO	6
LOB	10

Batter	1	2	3	4	5	6	7	8	9	AB	R	H	RBI	BB	SO	LOB
Ivan De Jesus, R (1, 6) OBP: 0.333, SLG: 0.478	SH3 SF7 2B		K			FC1-5-4 2B	F9			4	1	2	0	0	1	1
Ted Sizemore, R (1, 4) OBP: 0.455, SLG: 0.412	SH3 2-3		F5			FC1-5-4 2B 2-3		B1		3	1	0	0	0	0	1
Bill Buckner, L (1, 3) OBP: 0.217, SLG: 0.250	SF7 3-H			6-3		WP HR 2B 1-H		L7		3	1	1	2	0	0	0
Dave Kingman, R (1, 7) OBP: 0.381, SLG: 0.684 Sam Mejias, R (8, 7)	5-3			F2		HR 2-H		K		4 0	1 0	1 0	2 0	0 0	1 0	0 0
Bobby Murcer, L (1, 9) OBP: 0.400, SLG: 0.250		E 1B G6-4-3 BB		CS BB		FC6-4 1B			F4	2	1	1	0	2	0	0
Steve Ontiveros, S (1, 5) OBP: 0.429, SLG: 0.444		E8 G6-4-3 1B 1-3		CS 1-2	F7	FC6-4 1-2f			L9	4	0	1	0	0	0	1
Jerry Martin, R (1, 8) OBP: 0.333, SLG: 0.400		G6-4-3 1-2f 3-H			K		FC7-4 1B		6-3	4	0	1	0	0	1	1
Barry Foote, R (1, 2) OBP: 0.125, SLG: 0.067		K			K		FC7-4 1-2f			3	0	0	0	0	2	1
Lynn McGlothen, L (1, 1)			5-3			6-3	B1			3	0	0	0	0	0	1
Inning Stats	R: 1 E: 0 K: 0 S: 4 H: 1 LOB: 0 BB: 0 P: 4	R: 1 E: 1 K: 1 S: 5 H: 1 LOB: 0 BB: 1 P: 9	R: 0 E: 0 K: 1 S: 5 H: 0 LOB: 0 BB: 0 P: 5	R: 0 E: 0 K: 0 S: 2 H: 0 LOB: 0 BB: 1 P: 6	R: 0 E: 0 K: 2 S: 7 H: 0 LOB: 0 BB: 0 P: 7	R: 3 E: 0 K: 0 S: 7 H: 4 LOB: 1 BB: 0 P: 7	R: 0 E: 0 K: 0 S: 4 H: 1 LOB: 1 BB: 0 P: 4	R: 0 E: 0 K: 1 S: 5 H: 0 LOB: 0 BB: 0 P: 5	R: 0 E: 0 K: 0 S: 3 H: 0 LOB: 0 BB: 0 P: 3	1B: 3 2B: 3 3B: 0 HR: 1	SF: 1 SAC: 1 DP: 1 HBP: 0						

PITCHER		IP	WLS	BF	H	R	ER	SO	BB	IBB	HBP	BLK	WP	HR	S	P	ERA	WHIP
Steve Rogers, R ERA: 3.27	(1, 1)	6.0	L	24	6	5	4	4	2	0	0	0	1	1	30	38	6.00	1.333
Rudy May, L ERA:	(7, 1)	2.0		7	1	0	0	1	0	0	0	0	0	0	9	9	0.00	0.500
Dan Schatzeder, L ERA:	(9, 1)	1.0		3	0	0	0	0	0	0	0	0	0	0	3	3	0.00	0.000

PITCHER	IP	WLS	BF	H	R	ER	SO	BB	IBB	HBP	BLK	WP	HR	S	P	ERA	WHIP

TOP

Chicago Cubs @ Montreal Expos

Olympic Stadium, Montreal, QB

Sun Apr 15 1979, 3:33 AM EST

Att. 13,014 - Unknown

livebaseballscorecards.com

AB	30
R	5
H	7
RBI	4
BB	2
SO	5
LOB	6

1B: 3	SF: 1	WP: 1	PA: 35
2B: 3	SAC: 1	PB: 0	
3B: 0	DP: 1	SB: 0	
HR: 1	HBP: 0	CS: 1	

Batter	1	2	3	4	5	6	7	8	9	AB	R	H	RBI	BB	SO	LOB
Andre Dawson, R (1, 8) OBP: 0.294, SLG: 0.576	5-3		F7			G5-4-3 1-2f		K		4	0	0	0	0	1	3
Rodney Scott, S (1, 4) OBP: 0.471, SLG: 0.400	4-3		F4			L8			F4	4	0	0	0	0	0	2
Warren Cromartie, L (1, 7) OBP: 0.257, SLG: 0.265				3-1			1B SF8 1B		F9	4	1	1	0	0	0	0
Ellis Valentine, R (1, 9) OBP: 0.182, SLG: 0.129		6-3		F8			1-3 1B		1B	4	0	2	0	0	0	0
Tony Perez, R (1, 3) OBP: 0.160, SLG: 0.250		F9		6-3			K		5-3	4	0	0	0	0	1	3
Gary Carter, R (1, 2) OBP: 0.286, SLG: 0.375		F4			F5		SF8 3-H			2	0	0	1	0	0	0
Larry Parrish, R (1, 5) OBP: 0.217, SLG: 0.227			F8		F7		L9			3	0	0	0	0	0	1
Chris Speier, R (1, 6) OBP: 0.444, SLG: 0.478			1B 1B		F8			F5		3	0	1	0	0	0	0
Steve Rogers, R (1, 1) OBP: 0.571, SLG: 0.667			1-2 1B			G5-4-3 1B		3-1		1	0	1	0	0	0	0
Jerry White, S (6, PH) OBP: 0.750, SLG: 1.250										1	0	1	0	0	0	0
Rudy May, L (7, 1)										0	0	0	0	0	0	0
Tom Hutton, L (8, PH)										1	0	0	0	0	0	0
Dan Schatzeder, L (9, 1)										0	0	0	0	0	0	0
Inning Stats	R: 0 E: 0 K: 0 S: 3 H: 0 LOB: 0 BB: 0 P: 3	R: 0 E: 0 K: 0 S: 3 H: 0 LOB: 0 BB: 0 P: 3	R: 0 E: 0 K: 0 S: 5 H: 2 LOB: 2 BB: 0 P: 5	R: 0 E: 0 K: 0 S: 3 H: 0 LOB: 0 BB: 0 P: 3	R: 0 E: 0 K: 0 S: 3 H: 0 LOB: 0 BB: 0 P: 3	R: 0 E: 0 K: 0 S: 3 H: 1 LOB: 0 BB: 0 P: 3	R: 1 E: 0 K: 1 S: 7 H: 2 LOB: 1 BB: 0 P: 7	R: 0 E: 0 K: 1 S: 5 H: 0 LOB: 0 BB: 0 P: 5	R: 0 E: 0 K: 0 S: 4 H: 1 LOB: 1 BB: 0 P: 4	1B: 6 2B: 0 3B: 0 HR: 0 SF: 1 SAC: 0 DP: 1 HBP: 0						

PITCHER	IP	WLS	BF	H	R	ER	SO	BB	IBB	HBP	BLK	WP	HR	S	P	ERA	WHIP
Lynn McGlothen, R (1, 1) ERA: 3.46	9.0	W	32	6	1	1	2	0	0	0	0	0	0	36	36	1.00	0.667

PITCHER	IP	WLS	BF	H	R	ER	SO	BB	IBB	HBP	BLK	WP	HR	S	P	ERA	WHIP

BOTTOM

Chicago Cubs @ Montreal Expos

Olympic Stadium, Montreal, QB

Sun Apr 15 1979, 3:33 AM EST

Att. 13,014 - Unknown

livebaseballscorecards.com

AB	31
R	1
H	6
RBI	1
BB	0
SO	2
LOB	9

WP: 0 PA: 32
PB: 0
SB: 0
CS: 0

Batter	1	2	3	4	5	6	7	8	9	AB	R	H	RBI	BB	SO	LOB
Ivan De Jesus, R (1, 6) OBP: 0.286, SLG: 0.407	6-3			6-3		F7			F8	4	0	0	0	0	0	1
Ted Sizemore, R (1, 4)	F2			4-3			BB		6-3	2	0	0	0	1	0	0
Mike Vail, R (9, PH)										1	0	0	0	0	0	0
Bill Buckner, L (1, 3) OBP: 0.222, SLG: 0.250	F9			G3			F7		FC4-6 1B	4	0	1	0	0	0	1
Dave Kingman, R (1, 7) OBP: 0.360, SLG: 0.591		5-3			5-3		FC5-4 1-2 BB		FC4-6 1-2f	3	0	0	0	1	0	1
Bobby Murcer, L (1, 9) OBP: 0.348, SLG: 0.211		G3			F5		K			3	0	0	0	0	1	2
Steve Ontiveros, S (1, 5) OBP: 0.375, SLG: 0.381		5-3			F9		FC5-4 1-2f			3	0	0	0	0	0	2
Jerry Martin, R (1, 8) OBP: 0.292, SLG: 0.348			F7			1-3		6-3		3	0	0	0	0	0	0
Barry Foote, R (1, 2) OBP: 0.158, SLG: 0.111			L9			SH3-4 1B		K		3	0	1	0	0	1	0
Mike Krukow, R (1, 1)			3-1			SH3-4 1-2		L4		1	0	0	0	0	0	0
Dennis Lamp, R (7, 1)										0	0	0	0	0	0	0
Gene Clines, R (8, PH) OBP: 0.250, SLG: 0.250										1	0	0	0	0	0	0
Ray Burris, R (8, 1)										0	0	0	0	0	0	0
Inning Stats	R: 0 H: 0 E: 0 LOB: 0 K: 0 BB: 0 S: 3 P: 3	R: 0 H: 0 E: 0 LOB: 0 K: 0 BB: 0 S: 3 P: 3	R: 0 H: 0 E: 0 LOB: 0 K: 0 BB: 0 S: 3 P: 3	R: 0 H: 0 E: 0 LOB: 0 K: 0 BB: 0 S: 3 P: 3	R: 0 H: 0 E: 0 LOB: 0 K: 0 BB: 0 S: 3 P: 3	R: 0 H: 1 E: 0 LOB: 1 K: 0 BB: 0 S: 4 P: 4	R: 0 H: 0 E: 0 LOB: 2 K: 1 BB: 2 S: 5 P: 13	R: 0 H: 0 E: 0 LOB: 0 K: 1 BB: 0 S: 5 P: 5	R: 0 H: 1 E: 0 LOB: 1 K: 0 BB: 0 S: 4 P: 4	1B: 2 SF: 0 2B: 0 SAC: 1 3B: 0 DP: 0 HR: 0 HBP: 0						

PITCHER	IP	WLS	BF	H	R	ER	SO	BB	IBB	HBP	BLK	WP	HR	S	P	ERA	WHIP
Bill Lee, L (1, 1) ERA: 1.06	9.0	W	31	2	0	0	2	2	0	0	0	0	0	33	41	0.00	0.444

PITCHER	IP	WLS	BF	H	R	ER	SO	BB	IBB	HBP	BLK	WP	HR	S	P	ERA	WHIP

TOP

Chicago Cubs @ Montreal Expos

Olympic Stadium, Montreal, QB

Mon Apr 16 1979, 3:33 AM EST

Att. 10,004 - Unknown

livebaseballscorecards.com

AB	28
R	0
H	2
RBI	0
BB	2
SO	2
LOB	7

Batter	1	2	3	4	5	6	7	8	9	AB	R	H	RBI	BB	SO	LOB
Andre Dawson, R (1, 8) OBP: 0.263, SLG: 0.514	5-3		K			6-3		F4		4	0	0	0	0	1	0
Rodney Scott, S (1, 4) OBP: 0.421, SLG: 0.345	K			F8		6-3		K		4	0	0	0	0	2	0
Warren Cromartie, L (1, 7) OBP: 0.263, SLG: 0.351	HR			F3			K			3	1	1	1	0	1	0
Ellis Valentine, R (1, 9) OBP: 0.194, SLG: 0.176	K			K			1B 2B			3	1	1	0	0	2	0
Tony Perez, R (1, 3) OBP: 0.179, SLG: 0.231		F3			5-3		BB 1B			2	0	0	0	1	0	0
Gary Carter, R (1, 2) OBP: 0.290, SLG: 0.370		K			K		1-2 2-H 1B			3	0	1	1	0	2	0
Larry Parrish, R (1, 5) OBP: 0.231, SLG: 0.240		K			S 1B		F4			3	0	1	0	0	1	2
Chris Speier, R (1, 6) OBP: 0.400, SLG: 0.423			5-3		K 1-2		1-3			3	0	0	0	0	1	3
Bill Lee, L (1, 1) OBP: 0.167, SLG: 0.167			K			F8		4-3		3	0	0	0	0	1	0
Inning Stats	R: 1 E: 0 K: 2 S: 8 H: 1 LOB: 0 BB: 0 P: 8	R: 0 E: 0 K: 2 S: 7 H: 0 LOB: 0 BB: 0 P: 7	R: 0 E: 0 K: 2 S: 7 H: 0 LOB: 0 BB: 0 P: 7	R: 0 E: 0 K: 1 S: 5 H: 0 LOB: 0 BB: 0 P: 5	R: 0 E: 0 K: 2 S: 8 H: 1 LOB: 1 BB: 0 P: 8	R: 0 E: 0 K: 0 S: 3 H: 0 LOB: 0 BB: 0 P: 3	R: 1 E: 0 K: 1 S: 7 H: 2 LOB: 2 BB: 1 P: 11	R: 0 E: 0 K: 1 S: 5 H: 0 LOB: 0 BB: 0 P: 5		1B: 2 2B: 1 3B: 0 HR: 1 SF: 0 SAC: 0 DP: 0 HBP: 0						

PITCHER		IP	WLS	BF	H	R	ER	SO	BB	IBB	HBP	BLK	WP	HR	S	P	ERA	WHIP
Mike Krukow, R ERA: 2.84	(1, 1)	6.1	L	24	4	2	2	10	1	0	0	0	0	1	43	47	2.84	0.789
Dennis Lamp, R ERA: 1.59	(7, 1)	0.2		2	0	0	0	0	0	0	0	0	0	0	2	2	0.00	0.000
Ray Burris, R ERA: 16.88	(8, 1)	1.0		3	0	0	0	1	0	0	0	0	0	0	5	5	0.00	0.000

PITCHER	IP	WLS	BF	H	R	ER	SO	BB	IBB	HBP	BLK	WP	HR	S	P	ERA	WHIP

BOTTOM

Chicago Cubs @ Montreal Expos

Olympic Stadium, Montreal, QB

Mon Apr 16 1979, 3:33 AM EST

Att. 10,004 - Unknown

livebaseballscorecards.com

AB	28
R	2
H	4
RBI	2
BB	1
SO	11
LOB	5

Batter	1	2	3	4	5	6	7	8	9	10	11	12	AB	R	H	RBI	BB	SO	LOB
Lee Mazzilli, S (1, 8) OBP: 0.500, SLG: 0.714	K		F7		1-3		FC6-2 1-3 3-H 1B		2B			K	6	0	2	1	0	2	0
Kelvin Chapman, R (1, 4) OBP: 0.243, SLG: 0.273	F4		K		F9		FC6-2 2-3 3-H		F3			1-3	3	0	0	0	0	1	0
Ron Hodges, L (7, PH) OBP: 0.125, SLG: 0.125													1	0	0	0	0	0	2
Tim Foli, R (7, PR) (7, 6)													2	0	0	0	0	0	1
Richie Hebner, L (1, 5) OBP: 0.314, SLG: 0.387	BB			HR 1B		F9	F4			5-3			4	1	1	0	1	0	2
John Stearns, R (1, 2) OBP: 0.250, SLG: 0.214	F7			F8		F7		1B		CS HBP			4	0	1	0	0	0	2
Willie Montanez, L (1, 3) OBP: 0.297, SLG: 0.375		2B F9-2 1B		1-H HR		F8		K		F2 1-2			5	1	2	2	0	1	2
Steve Henderson, R (1, 7) OBP: 0.417, SLG: 0.500		1-3 2B		3B			BB	F9			K		4	1	2	0	1	1	1
Bruce Boisclair, L (1, 9) OBP: 0.333, SLG: 0.556		K		G3			SH 1-H 1B	4-3			CS 1B		4	1	1	0	0	1	4
Doug Flynn, R (1, 6) OBP: 0.206, SLG: 0.156 (7, 4)		F9-2 3-H		F6-3			F4-3		F9		K 1-2		5	0	0	0	0	1	5
Pete Falcone, L (1, 1) Ed Kranepool, L (7, PH) Joel Youngblood, R (7, PH) OBP: 0.308, SLG: 0.250 Dale Murray, R (7, 1) Gil Flores, R (9, PH) OBP: 0.500, SLG: 0.500 Skip Lockwood, R (9, 1)			K		F7		1B FC6-2 HBP		F9			F8	2 0 0 0 1 1	0 0 0 0 0 0	0 0 0 0 0 0	0 0 0 0 0 0	1 0 0 0 0 0	0 0 0 0 0 0	0 0 0 0 0 0
Inning Stats	R: 0 E: 0 K: 1 S: 5 / H: 0 LOB: 1 BB: 1 P: 9	R: 0 E: 0 K: 1 S: 6 / H: 2 LOB: 1 BB: 0 P: 6	R: 0 E: 0 K: 2 S: 7 / H: 0 LOB: 0 BB: 0 P: 7	R: 2 E: 0 K: 0 S: 6 / H: 3 LOB: 1 BB: 0 P: 6	R: 0 E: 0 K: 0 S: 3 / H: 0 LOB: 0 BB: 0 P: 3	R: 0 E: 0 K: 0 S: 3 / H: 0 LOB: 0 BB: 0 P: 3	R: 2 E: 1 K: 0 S: 5 / H: 1 LOB: 2 BB: 1 P: 10	R: 0 E: 0 K: 1 S: 6 / H: 1 LOB: 1 BB: 0 P: 6	R: 0 E: 0 K: 0 S: 4 / H: 1 LOB: 1 BB: 0 P: 4	R: 0 E: 0 K: 0 S: 2 / H: 0 LOB: 0 BB: 0 P: 3	R: 0 E: 0 K: 2 S: 7 / H: 1 LOB: 0 BB: 0 P: 7	R: 0 E: 0 K: 1 S: 5 / H: 0 LOB: 0 BB: 0 P: 5	1B: 5 2B: 3 3B: 1 HR: 1	SF: 0 SAC: 1 DP: 1 HBP: 2	WP: 0 PB: 0 SB: 0 CS: 2	PA: 47			

PITCHER		IP	WLS	BF	H	R	ER	SO	BB	IBB	HBP	BLK	WP	HR	S	P	ERA	WHIP
Scott Sanderson, R ERA: 3.75	(1, 1)	6.1		26	5	4	3	4	2	0	0	0	0	1	32	40	4.26	1.105
Rudy May, L ERA:	(7, 1)	0.0		2	1	0	0	0	0	0	1	0	0	0	1	2	∞	∞
David Palmer, R ERA: 2.7	(7, 1)	0.2		2	0	0	0	0	0	0	0	0	0	0	2	2	0.00	0.000
Elias Sosa, R ERA:	(8, 1)	2.0		8	2	0	0	1	0	0	0	0	0	0	10	10	0.00	1.000
Woodie Fryman, L ERA: 1.69	(10, 1)	3.0	W	9	1	0	0	3	0	0	1	0	0	0	14	15	0.00	0.333

PITCHER	IP	WLS	BF	H	R	ER	SO	BB	IBB	HBP	BLK	WP	HR	S	P	ERA	WHIP

TOP

New York Mets @ Montreal Expos

Olympic Stadium, Montreal, QB

Tue Apr 17 1979, 3:33 AM EST

Att. 7,912 - Unknown

livebaseballscorecards.com

AB	42
R	4
H	9
RBI	3
BB	2
SO	8
LOB	19

Batter	1	2	3	4	5	6	7	8	9	10	11	12	AB	R	H	RBI	BB	SO	LOB
Andre Dawson, R (1, 8) OBP: 0.326, SLG: 0.659	F9 1B 2B		1B 2B		F9		HR		IBB			SH1-4 1-2	4	3	3	1	1	0	0
Rodney Scott, S (1, 4) OBP: 0.386, SLG: 0.314	F9 2-3		5-3		F8		E5 1B 1B		F9			2-H 1B	6	0	1	1	0	0	4
Warren Cromartie, L (1, 7) OBP: 0.279, SLG: 0.357	CS 3-H 1B		K		F7		1-H 1B			F4-3			5	0	2	1	0	1	1
Ellis Valentine, R (1, 9) OBP: 0.220, SLG: 0.205	K 1-2		2-H 1B			F6-3		F9		CS 1B			5	0	2	1	0	1	1
Tony Perez, R (1, 3) OBP: 0.152, SLG: 0.194		3-1	F4			F6-3		F6		K 1-2			5	0	0	0	0	1	2
Gary Carter, R (1, 2) OBP: 0.306, SLG: 0.355	F8			F6-4-3 BB		1B		F6			6-3		4	0	1	0	1	0	0
Larry Parrish, R (1, 5) OBP: 0.226, SLG: 0.267	1B 2B			F6-4-3 1-2		1-3			F8		K		5	1	1	0	0	1	2
Chris Speier, R (1, 6) OBP: 0.400, SLG: 0.400	2-H 1B			FC6-4 BB			6-3		2-3		6-3		4	0	1	1	1	0	0
Scott Sanderson, R (1, 1) Rudy May, L (1, 1) David Palmer, R (1, 1) Jerry White, S (1 PA, .000 OBP, .000 SLG) Elias Sosa, R (6, 1) Tony Solaita, L (2 PA, .000 OBP, .500 SLG) Steve Rogers, R (1 PA, .000 OBP, .000 SLG) Woodie Fryman, R (10, 1) Dave Cash, R (12, PH)	K		FC6-4 1-2f			K		2B				SH1-4 1B BB	2 0 0 1 0 1 0 0 0	0 0 0 0 0 0 0 0 1	0 0 0 0 0 0 0 0 0	0 0 0 0 0 0 0 0 0	1 0 0 0 0 0 0 0 1	2 0 0 1 0 0 0 0 0	
Inning Stats	R: 1 H: 2 E: 0 LOB: 1 K: 1 BB: 0 S: 6 P: 6	R: 1 H: 2 E: 0 LOB: 1 K: 1 BB: 0 S: 7 P: 7	R: 1 H: 2 E: 0 LOB: 1 K: 1 BB: 0 S: 7 P: 7	R: 0 H: 0 E: 0 LOB: 1 K: 0 BB: 2 S: 2 P: 10	R: 0 H: 0 E: 0 LOB: 0 K: 0 BB: 0 S: 3 P: 3	R: 0 H: 1 E: 0 LOB: 1 K: 0 BB: 0 S: 4 P: 4	R: 1 H: 2 E: 1 LOB: 2 K: 1 BB: 0 S: 7 P: 7	R: 0 H: 0 E: 0 LOB: 0 K: 0 BB: 0 S: 3 P: 3	R: 0 H: 1 E: 0 LOB: 2 K: 0 BB: 1 S: 4 P: 8	R: 0 H: 1 E: 0 LOB: 1 K: 1 BB: 0 S: 5 P: 5	R: 0 H: 0 E: 0 LOB: 0 K: 1 BB: 0 S: 5 P: 5	R: 1 H: 1 E: 0 LOB: 1 K: 0 BB: 1 S: 2 P: 6	1B: 7 2B: 6 3B: 0 HR: 1	SF: 0 SAC: 1 DP: 3 HBP: 0		WP: 0 PB: 0 SB: 0 CS: 2	PA: 47		

PITCHER		IP	WLS	BF	H	R	ER	SO	BB	IBB	HBP	BLK	WP	HR	S	P	ERA	WHIP
Pete Falcone, L ERA: 3.0	(1, 1)	6.0		25	7	3	3	3	2	0	0	0	0	0	29	37	4.50	1.500
Dale Murray, R ERA: 3.12	(7, 1)	2.0		8	2	1	1	1	0	0	0	0	0	1	10	10	4.50	1.000
Skip Lockwood, R ERA: 2.0	(9, 1)	3.1	L	14	3	1	1	2	1	1	0	0	0	0	16	24	2.70	1.200

PITCHER	IP	WLS	BF	H	R	ER	SO	BB	IBB	HBP	BLK	WP	HR	S	P	ERA	WHIP

BOTTOM

New York Mets @ Montreal Expos

Olympic Stadium, Montreal, QB

Tue Apr 17 1979, 3:33 AM EST

Att. 7,912 - Unknown

livebaseballscorecards.com

AB	42
R	5
H	12
RBI	5
BB	4
SO	6
LOB	12

Batter	1	2	3	4	5	6	7	8	9	AB	R	H	RBI	BB	SO	LOB
Lee Mazzilli, S (1, 8) OBP: 0.533, SLG: 0.718	4-3 E 1B		BBB 4-0 G5-4-3 BB	SSS 0-3 ② K		0-0 S 1-3 3-H 1B		0-0 1-2 3-H 1B		4	0	3	2	1	1	2
Tim Foli, R (1, 6)	0-0 FC6 4-3 1-2		0-0 ① ② G5-4-3 1-2f	0-0 ③ 2-3		0-0 ③ F8 1-2		0-0 ③ F9		5	0	0	0	0	0	8
Steve Henderson, R (1, 7) OBP: 0.390, SLG: 0.447	SSS 0-3 ① K		0-0 ③ 1-3		0-0 ① 4-3		0-0 ① 1-6-3		BBBB 4-0 FC1-6 BB	4	0	0	0	1	1	2
Willie Montanez, L (1, 3) OBP: 0.286, SLG: 0.333	0-0 ② 4-3 1-2 2-3			BBBB 4-0 BB SF7 BB	0-0 ② 6-3		0-0 ② F8		0-0 ① FC1-6 CS 1-2f	4	1	0	0	1	0	3
John Stearns, R (1, 2) OBP: 0.243, SLG: 0.188	0-0 ③ 6-3			BBBB 4-0 1B BB 1B 1-2 BB	SSS 0-3 ③ K		0-0 ③ F8		SSS 0-3 ② ③ K 1-2	4	1	0	0	1	2	3
Richie Hebner, L (1, 5) OBP: 0.308, SLG: 0.353		0-0 ① 4-3		BBBB 4-0 1B 1B 1-2 2-3 BB		0-0 ① F3		0-0 ① F8		3	1	0	0	1	0	0
Joel Youngblood, R (1, 9) OBP: 0.353, SLG: 0.286		0-0 1B	0-0 ① SF7 3-H		BBBB 4-0 FC6-4 BB			0-0 ② P6		2	0	1	1	1	0	0
Doug Flynn, R (1, 4) OBP: 0.237, SLG: 0.194	SSS 0-3 ② K		0-0 1B 1-2 2-3 1B		0-0 ② FC6-4 1B 1-2f 1B			0-0 1B 1B		4	2	2	0	0	1	2
Pat Zachry, R (1, 1) Gil Flores, R (4, PH) OBP: 0.600, SLG: 0.600 Mike Scott, R (4, 1) Bruce Boisclair, L (6, PH) OBP: 0.400, SLG: 0.600 Kelvin Chapman, R (6, PR) OBP: 0.243, SLG: 0.273 Dwight Bernard, R (6, 1) Ron Hodges, L (8, PH) OBP: 0.222, SLG: 0.222 Dale Murray, R (8, 1)		0-0 ③ 1-4-3		0-0 1-3 2-H 3-H 1B		0-0 1B 1-3 1B		0-0 1B 1-3 1B		1 1 0 1 0 0 0 1 0	0 0 0 0 0 0 0 0 0	0 1 0 1 0 0 0 1 0	0 2 0 0 0 0 0 0 0	0 0 0 0 0 0 0 0 0	0 0 0 0 0 0 0 0 0	1 0 0 0 0 0 0 0 0
Inning Stats	R: 0 H: 1 E: 1 LOB: 2 K: 1 BB: 0 S: 7 P: 7	R: 0 H: 1 E: 0 LOB: 1 K: 1 BB: 0 S: 6 P: 6	R: 0 H: 0 E: 0 LOB: 0 K: 0 BB: 1 S: 2 P: 6	R: 3 H: 2 E: 0 LOB: 2 K: 1 BB: 3 S: 7 P: 19	R: 0 H: 0 E: 0 LOB: 0 K: 1 BB: 0 S: 5 P: 5	R: 1 H: 2 E: 0 LOB: 3 K: 0 BB: 1 S: 5 P: 9	R: 0 H: 0 E: 0 LOB: 0 K: 0 BB: 0 S: 3 P: 3	R: 1 H: 3 E: 0 LOB: 2 K: 0 BB: 0 S: 6 P: 6	R: 0 H: 0 E: 0 LOB: 0 K: 1 BB: 1 S: 4 P: 8	1B: 9 SF: 1 2B: 0 SAC: 0 3B: 0 DP: 1 HR: 0 HBP: 0						

PITCHER		IP	WLS	BF	H	R	ER	SO	BB	IBB	HBP	BLK	WP	HR	S	P	ERA	WHIP
Ross Grimsley, L ERA: 4.3	(1, 1)	3.1		18	4	3	3	2	4	0	0	0	0	0	18	34	8.10	2.400
Stan Bahnsen, R ERA: 2.16	(4, 1)	4.2		21	5	2	2	2	2	0	0	0	0	0	23	31	3.86	1.500
David Palmer, R ERA: 2.35	(9, 1)	1.0	W	2	0	0	0	1	0	0	0	0	0	0	4	4	0.00	0.000

PITCHER	IP	WLS	BF	H	R	ER	SO	BB	IBB	HBP	BLK	WP	HR	S	P	ERA	WHIP

TOP

New York Mets @ Montreal Expos

Olympic Stadium, Montreal, QB

Wed Apr 18 1979, 3:33 AM EST

Att. 10,059 - Unknown

livebaseballscorecards.com

AB	34
R	5
H	9
RBI	5
BB	6
SO	5
LOB	21

WP: 0	PA: 41
PB: 0	
SB: 1	
CS: 1	

New York Mets @ Montreal Expos

Olympic Stadium, Montreal, QB

Wed Apr 18 1979, 3:33 AM EST

Att. 10,059 - Unknown

livebaseballscorecards.com

BOTTOM

Batter	1	2	3	4	5	6	7	8	9	AB	R	H	RBI	BB	SO	LOB
Andre Dawson, R (1, 8) OBP: 0.354, SLG: 0.636	S 1B	1B IBB			F7		5-3		F4-6-3 1B 1B BB	3	1	1	0	2	0	0
Rodney Scott, S (1, 4) OBP: 0.408, SLG: 0.333	L9 1-2	1-3 2-H 3-H 1B			K		2B BB		F4-6-3 1-2 2-3 1B	4	0	2	2	1	1	1
Warren Cromartie, L (1, 7) OBP: 0.292, SLG: 0.383	F8	F7			1B 1B		1-3 2B		F4-6-3 1-2 2-3 3-H	5	1	2	0	0	0	5
Ellis Valentine, R (1, 9) OBP: 0.261, SLG: 0.233	F9		F7		1B 1-2 1B		G1-2-3 BB		1B 3-H	4	0	2	1	1	0	1
Tony Perez, R (1, 3) OBP: 0.189, SLG: 0.314		HR	K		FC4-6 1-3 2-H 1B		G1-2-3 1-2f			4	1	2	2	0	1	3
Gary Carter, R (1, 2) OBP: 0.275, SLG: 0.314		F3	5-3		FC4-6 1-2f			F4		4	0	0	0	0	0	2
Larry Parrish, R (1, 5) OBP: 0.229, SLG: 0.265		SH1-4 HBP 1B 1B		F9		F4		6-3		4	1	1	0	0	0	0
Chris Speier, R (1, 6) OBP: 0.395, SLG: 0.375		SH1-4 1-2 1B HBP		F7		F8		K		2	1	0	0	0	0	0
Tony Solaita, L (8, PH) OBP: 0.444, SLG: 0.429										1	0	0	0	0	1	0
Jim Mason, L (9, 6) OBP: 0.500, SLG: 0.500										0	0	0	0	0	0	0
Ross Grimsley, L (1, 1)		SH1-4 1-2 2-3		5-3		K			1B F4-6-3 2B	0	0	0	0	0	0	0
Stan Bahnsen, R (4, 1)										2	0	0	0	0	1	0
David Palmer, R (9, 1)										0	0	0	0	0	0	0
Jerry White, S (9, PH) OBP: 0.667, SLG: 1.167										1	1	1	0	0	0	0
Inning Stats	R: 0 E: 0 K: 0 S: 4 H: 1 LOB: 1 BB: 0 P: 4	R: 3 E: 0 K: 0 S: 6 H: 3 LOB: 2 BB: 1 P: 11	R: 0 E: 0 K: 1 S: 5 H: 0 LOB: 0 BB: 0 P: 5	R: 0 E: 0 K: 0 S: 3 H: 0 LOB: 0 BB: 0 P: 3	R: 1 E: 0 K: 1 S: 8 H: 3 LOB: 2 BB: 0 P: 8	R: 0 E: 0 K: 1 S: 5 H: 0 LOB: 0 BB: 0 P: 5	R: 0 E: 0 K: 0 S: 3 H: 1 LOB: 2 BB: 2 P: 11	R: 0 E: 0 K: 1 S: 5 H: 0 LOB: 0 BB: 0 P: 5	R: 2 E: 0 K: 0 S: 4 H: 3 LOB: 1 BB: 1 P: 8	1B: 8 2B: 2 3B: 0 HR: 1	SF: 0 SAC: 1 DP: 2 HBP: 1						

	AB	34
	R	6
	H	11
	RBI	5
	BB	4
	SO	4
	LOB	12

PITCHER		IP	WLS	BF	H	R	ER	SO	BB	IBB	HBP	BLK	WP	HR	S	P	ERA	WHIP
Pat Zachry, R ERA: 3.18	(1, 1)	3.0		15	4	3	3	1	0	1	1	0	0	1	15	20	9.00	1.333
Mike Scott, R ERA: 4.5	(4, 1)	2.0		9	3	1	1	1	0	0	0	0	0	0	11	11	4.50	1.500
Dwight Bernard, R ERA: 9.0	(6, 1)	2.0		8	1	0	0	1	2	0	0	0	0	0	8	16	0.00	1.500
Dale Murray, R ERA: 4.35	(8, 1)	1.2	L	8	3	2	2	1	1	0	0	0	0	0	9	13	10.80	2.400

PITCHER		IP	WLS	BF	H	R	ER	SO	BB	IBB	HBP	BLK	WP	HR	S	P	ERA	WHIP

WP: 0	PB: 0	SB: 1	CS: 0	PA: 40
---	---	---	---	---

Batter	1	2	3	4	5	6	7	8	9	AB	R	H	RBI	BB	SO	LOB
Andre Dawson, R (1, 8) OBP: 0.340, SLG: 0.604	K		SF9 (3-H)		FC3-6, 1B	1-3			6-3	4	0	1	1	0	1	3
Rodney Scott, S (1, 4) OBP: 0.389, SLG: 0.318	4-3		2B, 1B		FC3-6 (1-2f), S		F7		K	5	1	1	0	0	1	1
Warren Cromartie, L (1, 7) OBP: 0.288, SLG: 0.392	K		1-H, 2B		F7 (1-2)		G3			4	0	1	1	0	1	1
Ellis Valentine, R (1, 9) OBP: 0.240, SLG: 0.213		F9	F7		1-3		F8			4	0	0	0	0	0	2
Tony Perez, R (1, 3) OBP: 0.220, SLG: 0.359		F3		F7		1B, 2B		BB, 1B		4	0	2	0	0	0	0
Gary Carter, R (1, 2) OBP: 0.273, SLG: 0.308		L7		6-3		BB (2-3), 1B		F8		4	0	1	0	0	0	1
Larry Parrish, R (1, 5) OBP: 0.308, SLG: 0.333			E, 2B	HR, 1B		BB (1-2)		G5-4-3 (1-2), BB		2	2	2	0	2	0	0
Chris Speier, R (1, 6) OBP: 0.381, SLG: 0.444			E4 (6-3), SF9 (2-H)	HR (1-H)		L8		G5-4-3 (1-2f)		4	2	1	2	0	0	5
Steve Rogers, R (1, 1) OBP: 0.500, SLG: 0.571			6-3 (2-3)	6-3		P4			K	1	0	0	0	0	0	1
Woodie Fryman, R (3, 1)										1	0	0	0	0	0	0
Tom Hutton, L (6, PH)										1	0	0	0	0	0	3
Elias Sosa, R (6, 1)										0	0	0	0	0	0	0
Jerry White, S (9, PH) OBP: 0.571, SLG: 1.000										1	0	0	0	0	1	0
Inning Stats	R: 0 E: 0 K: 2 S: 7 H: 0 LOB: 0 BB: 0 P: 7	R: 0 E: 0 K: 0 S: 3 H: 0 LOB: 0 BB: 0 P: 3	R: 3 E: 1 K: 0 S: 7 H: 3 LOB: 1 BB: 0 P: 7	R: 2 E: 0 K: 0 S: 5 H: 2 LOB: 0 BB: 0 P: 5	R: 0 E: 0 K: 0 S: 4 H: 1 LOB: 1 BB: 0 P: 4	R: 0 E: 0 K: 0 S: 5 H: 2 LOB: 3 BB: 1 P: 9	R: 0 E: 0 K: 0 S: 3 H: 0 LOB: 0 BB: 0 P: 3	R: 0 E: 0 K: 0 S: 3 H: 1 LOB: 1 BB: 1 P: 7	R: 0 E: 0 K: 2 S: 7 H: 0 LOB: 0 BB: 0 P: 7	1B: 5 2B: 3 3B: 0 HR: 1 SF: 1 SAC: 0 DP: 1 HBP: 0	WP: 0 PB: 0 SB: 1 CS: 0 PA: 38					

PITCHER	IP	WLS	BF	H	R	ER	SO	BB	IBB	HBP	BLK	WP	HR	S	P	ERA	WHIP
Lynn McGlothen, R (1, 1) ERA: 4.0	5.0	W	24	8	5	3	2	0	0	0	0	0	1	28	28	5.40	1.600
Ray Burris, R (6, 1) ERA: 9.0	2.1		10	1	0	0	0	2	0	0	0	0	0	8	16	0.00	1.286
Bruce Sutter, R (8, 1) ERA:	1.2	S	4	0	0	0	2	0	0	0	0	0	0	8	8	0.00	0.000

PITCHER	IP	WLS	BF	H	R	ER	SO	BB	IBB	HBP	BLK	WP	HR	S	P	ERA	WHIP

Montreal Expos @ Chicago Cubs

Wrigley Field, Chicago, IL

Fri Apr 20 1979, 3:33 AM CST

Att. 6,225 - Unknown - 68 F

TOP

livebaseballscorecards.com

AB	35
R	5
H	9
RBI	4
BB	2
SO	4
LOB	17

Batter	1	2	3	4	5	6	7	8	9	AB	R	H	RBI	BB	SO	LOB
Ivan De Jesus, R (1, 6) OBP: 0.277, SLG: 0.400	L7		FC6-4 (2B) HR 1-2f	E5 (1B) 1B 3-H	6-3			F8		5	2	0	0	0	0	2
Scot Thompson, L (1, 8) OBP: 0.500, SLG: 0.667	2B 1B		HR 2B 1-3	P5		4-3				4	2	2	0	0	0	1
Bill Buckner, L (1, 3) OBP: 0.261, SLG: 0.333	2B 1-H		HR IBB	L7		F7				3	1	1	1	1	0	1
Dave Kingman, R (1, 7) OBP: 0.372, SLG: 0.658	K		HR 1-H 2-H 3-H	1B 1-3		K				4	1	2	4	0	2	1
Steve Ontiveros, S (1, 5) OBP: 0.357, SLG: 0.324	G3		1B	1B 1-2 3-H			G3			4	0	2	1	0	0	1
Bobby Murcer, L (1, 9) OBP: 0.387, SLG: 0.240		4-3	K	F8			CS BB			3	0	0	0	1	1	3
Barry Foote, R (1, 2) OBP: 0.235, SLG: 0.188		P6	K		4-3 6-4-3 BB		K			3	0	0	0	1	2	2
Ted Sizemore, R (1, 4) OBP: 0.341, SLG: 0.294		L4		E 2B	6-4-3 1-2		CS 1-2	5-3		4	1	1	0	0	0	1
Lynn McGlothen, L (1, 1) OBP: 0.286, SLG: 0.286			FC6-4 1B	E8 E 1B 2-H	4-3 2-3			K		3	1	2	0	0	0	1
Ray Burris, R (6, 1)										0	0	0	0	0	0	0
Bruce Sutter, R (8, 1)										1	0	0	0	0	1	0

Inning Stats	1	2	3	4	5	6	7	8	9
	R: 1 H: 2 E: 0 LOB: 1 K: 1 BB: 0 S: 7 P: 7	R: 0 H: 0 E: 0 LOB: 0 K: 0 BB: 0 S: 3 P: 3	R: 4 H: 4 E: 0 LOB: 1 K: 2 BB: 1 S: 11 P: 15	R: 3 H: 4 E: 2 LOB: 2 K: 0 BB: 0 S: 8 P: 8	R: 0 H: 0 E: 0 LOB: 1 K: 0 BB: 1 S: 3 P: 7	R: 0 H: 0 E: 0 LOB: 0 K: 1 BB: 0 S: 5 P: 5	R: 0 H: 0 E: 0 LOB: 0 K: 1 BB: 1 S: 4 P: 8	R: 0 H: 0 E: 0 LOB: 0 K: 1 BB: 0 S: 5 P: 5	

PITCHER		IP	WLS	BF	H	R	ER	SO	BB	IBB	HBP	BLK	WP	HR	S	P	ERA	WHIP
Steve Rogers, R ERA: 4.81	(1, 1)	2.1		14	6	5	5	1	0	1	0	0	0	1	15	19	19.29	2.571
Woodie Fryman, L ERA: 1.13	(3, 1)	2.2	L	14	4	3	0	2	1	0	0	0	0	0	17	21	0.00	1.875
Elias Sosa, R ERA:	(6, 1)	3.0		9	0	0	0	3	1	0	0	0	0	0	14	18	0.00	0.333

PITCHER	IP	WLS	BF	H	R	ER	SO	BB	IBB	HBP	BLK	WP	HR	S	P	ERA	WHIP

BOTTOM

Montreal Expos @ Chicago Cubs

Wrigley Field, Chicago, IL

Fri Apr 20 1979, 3:33 AM CST

Att. 6,225 - Unknown - 68 F

livebaseballscorecards.com

AB	34
R	8
H	10
RBI	6
BB	3
SO	6
LOB	13

1B: 6	SF: 0	WP: 0	PA: 38
2B: 3	SAC: 0	PB: 0	
3B: 0	DP: 0	SB: 0	
HR: 1	HBP: 0	CS: 1	

Batter	1	2	3	4	5	6	7	8	9	AB	R	H	RBI	BB	SO	LOB
Andre Dawson, R (1, 8) OBP: 0.345, SLG: 0.642	1B 3B		K			1B 2B		F7	P3	5	2	2	0	0	1	2
Rodney Scott, S (1, 4) OBP: 0.397, SLG: 0.319	4-3			F9		IBB 1B 2-H		2B BB B B B B		3	1	1	1	1	0	1
Warren Cromartie, L (1, 7) OBP: 0.321, SLG: 0.426	G6-4-3 1B 3-H			F7		BB 1B IBB 1-2		2B 1-2		3	0	2	1	1	0	0
Ellis Valentine, R (1, 9) OBP: 0.259, SLG: 0.220	G6-4-3 1-2f			5-3		PO BB 1B 1-2 2-H		FC6-4 BB B B B B		3	0	1	1	1	0	1
Ken Macha, R (8, 9)										0	0	0	0	0	0	0
Tony Perez, R (1, 3) OBP: 0.222, SLG: 0.349		6-3			S 1B	K		FC6-4 1-2f		4	0	1	0	0	1	4
Gary Carter, R (1, 2) OBP: 0.313, SLG: 0.300		K			G4-3 BB B B B B 1-2	BB B B B B 1-2 2-3			1B SH1-4 BB B B B B	1	0	0	0	3	1	0
Larry Parrish, R (1, 5) OBP: 0.286, SLG: 0.308		4-3			K	PO 2-3	K		SH1-4 1-2	3	0	0	0	0	2	2
Chris Speier, R (1, 6) OBP: 0.370, SLG: 0.425			4-3		G4-3 1-2f		6-3		G3 2-3 1B	4	0	1	0	0	0	2
Dan Schatzeder, L (1, 1)			G3			G3	K		G3 1-2	2	0	0	0	0	0	0
David Palmer, R (6, 1)										0	0	0	0	0	0	0
Tom Hutton, L (7, PH)										1	0	0	0	0	1	0
Stan Bahnsen, R (7, 1)										0	0	0	0	0	0	0
Jerry White, S (9, PH) OBP: 0.500, SLG: 0.875										1	0	0	0	0	0	2
Inning Stats	R: 1 E: 0 K: 0 S: 4 H: 2 LOB: 0 BB: 0 P: 4	R: 0 E: 0 K: 1 S: 5 H: 0 LOB: 0 BB: 0 P: 5	R: 0 E: 0 K: 1 S: 5 H: 0 LOB: 0 BB: 0 P: 5	R: 0 E: 0 K: 0 S: 3 H: 0 LOB: 0 BB: 0 P: 3	R: 0 E: 0 K: 1 S: 5 H: 1 LOB: 1 BB: 1 P: 9	R: 2 E: 0 K: 1 S: 7 H: 3 LOB: 2 BB: 2 P: 15	R: 0 E: 0 K: 2 S: 7 H: 0 LOB: 0 BB: 0 P: 7	R: 0 E: 0 K: 0 S: 3 H: 1 LOB: 2 BB: 2 P: 11	R: 0 E: 0 K: 0 S: 4 H: 1 LOB: 2 BB: 1 P: 8	1B: 5 2B: 2 3B: 1 HR: 0 SF: 0 SAC: 1 DP: 2 HBP: 0						

TOP

Montreal Expos @ Chicago Cubs

Wrigley Field, Chicago, IL

Sat Apr 21 1979, 3:33 AM CST

Att. 19,911 - Overcast - 42 F

livebaseballscorecards.com

AB	30
R	3
H	8
RBI	3
BB	6
SO	6
LOB	14

PITCHER		IP	WLS	BF	H	R	ER	SO	BB	IBB	HBP	BLK	WP	HR	S	P	ERA	WHIP
Mike Krukow, R ERA: 3.86	(1, 1)	5.1		22	6	3	3	3	1	1	0	0	0	0	26	34	5.06	1.312
Donnie Moore, R ERA: 2.57	(6, 1)	0.2	W	2	0	0	0	1	1	0	0	0	0	0	3	7	0.00	1.500
Ray Burris, R ERA: 6.75	(7, 1)	1.2		7	1	0	0	2	2	0	0	0	0	0	9	17	0.00	1.800
Bruce Sutter, R ERA:	(8, 1)	1.1	S	6	1	0	0	0	1	0	0	0	0	0	5	9	0.00	1.500

PITCHER	IP	WLS	BF	H	R	ER	SO	BB	IBB	HBP	BLK	WP	HR	S	P	ERA	WHIP

Batter	1	2	3	4	5	6	7	8	9	AB	R	H	RBI	BB	SO	LOB
Ivan De Jesus, R (1, 6) OBP: 0.275, SLG: 0.388	F8		SH1-3 1-2		5-3	6-3 1-2 2-H 1B		K		4	0	1	1	0	1	1
Jerry Martin, R (1, 8) OBP: 0.256, SLG: 0.250	P5		F7		BB	6-3 1-2 2-3		F8		4	0	0	0	1	0	4
Bill Buckner, L (1, 3) OBP: 0.275, SLG: 0.348	P5		2-H 2B		P6	IBB		P4		4	0	1	1	1	0	2
Dave Kingman, R (1, 7) OBP: 0.362, SLG: 0.610 Ray Burris, R (7, 1) Bruce Sutter, R (8, 1)		K	BB		P6	P3				3 0 0	0 0 0	0 0 0	0 0 0	1 0 0	1 0 0	4 0 0
Steve Ontiveros, S (1, 5) OBP: 0.370, SLG: 0.325		WP BB	5-3			3B 1B		4-3		3	1	1	0	1	0	2
Mike Vail, R (1, 9) OBP: 0.750, SLG: 1.000		1-2 BB		E7 1B		1-H 1B 3B		BB		2	1	2	1	2	0	0
Barry Foote, R (1, 2) OBP: 0.222, SLG: 0.176 Larry Biittner, L (6, PH) OBP: 0.250, SLG: 0.250 Sam Mejias, R (6, PR) (7, 7)		L9	K			3-H SH1-4 1B 1B		K		2 1 1	0 0 1	0 1 0	0 1 0	0 0 0	1 0 1	3 0 1
Ted Sizemore, R (1, 4) OBP: 0.318, SLG: 0.270		F7		L7		1-2 SH1-4		K		3	0	0	0	0	1	4
Mike Krukow, R (1, 1) OBP: 0.333, SLG: 0.333 Donnie Moore, L (6, 1) Bobby Murcer, L (6, PH) OBP: 0.406, SLG: 0.240 Tim Blackwell, S (7, 2) OBP: 0.833, SLG: 0.500			2B SH1-3 1B	4-3		6-3 1B IBB		1B		2 0 0 1	1 0 0 0	1 0 0 1	0 0 1 0	0 0 0 0	0 0 0 0	1 0 0 0
Inning Stats	R: 0 E: 0 K: 0 S: 3 H: 0 LOB: 0 BB: 0 P: 3	R: 0 E: 0 K: 1 S: 5 H: 0 LOB: 2 BB: 2 P: 13	R: 1 E: 0 K: 0 S: 5 H: 2 LOB: 2 BB: 1 P: 9	R: 0 E: 1 K: 1 S: 6 H: 1 LOB: 1 BB: 0 P: 6	R: 0 E: 0 K: 0 S: 3 H: 0 LOB: 1 BB: 1 P: 7	R: 3 E: 0 K: 0 S: 7 H: 4 LOB: 3 BB: 2 P: 15	R: 0 E: 0 K: 2 S: 7 H: 0 LOB: 1 BB: 1 P: 11	R: 0 E: 0 K: 1 S: 6 H: 1 LOB: 1 BB: 0 P: 6								

PITCHER		IP	WLS	BF	H	R	ER	SO	BB	IBB	HBP	BLK	WP	HR	S	P	ERA	WHIP
Dan Schatzeder, L ERA: 3.86	(1, 1)	5.0		24	5	3	3	2	4	0	0	0	1	0	24	40	5.40	1.800
David Palmer, R ERA: 3.12	(6, 1)	1.0	L	7	2	1	1	0	0	2	0	0	0	0	5	13	9.00	2.000
Stan Bahnsen, R ERA: 1.74	(7, 1)	2.0		8	1	0	0	3	1	0	0	0	0	0	13	17	0.00	1.000

PITCHER	IP	WLS	BF	H	R	ER	SO	BB	IBB	HBP	BLK	WP	HR	S	P	ERA	WHIP

BOTTOM

Montreal Expos @ Chicago Cubs

Wrigley Field, Chicago, IL

Sat Apr 21 1979, 3:33 AM CST
Att. 19,911 - Overcast - 42 F

livebaseballscorecards.com

AB	30
R	4
H	8
RBI	4
BB	7
SO	5
LOB	22

1B: 6	SF: 0	WP: 1	PA: 39
2B: 1	SAC: 2	PB: 0	
3B: 1	DP: 0	SB: 0	
HR: 0	HBP: 0	CS: 0	

Batter	1	2	3	4	5	6	7	8	9	AB	R	H	RBI	BB	SO	LOB
Andre Dawson, R (1, 8) OBP: 0.339, SLG: 0.614	6-3		F9			K		2-H 1B		4	0	1	1	0	1	1
Rodney Scott, S (1, 4) OBP: 0.371, SLG: 0.294	1-3		4-3			F7		5-3		4	0	0	0	0	0	2
Warren Cromartie, L (1, 7) OBP: 0.333, SLG: 0.448	P6			2B		4-3			G6-4-3 1B	4	0	2	0	0	0	0
Ellis Valentine, R (1, 9) OBP: 0.259, SLG: 0.208		L5		L3			BBB G5-4-3 BB		G6-4-3 1-2f	3	0	0	0	1	0	2
Tony Perez, R (1, 3) OBP: 0.204, SLG: 0.319		4-3		F3			G5-4-3 1-2f		1-3	4	0	0	0	0	0	2
Larry Parrish, R (1, 5) OBP: 0.289, SLG: 0.310		FC4-6 1B		F8			L8			3	0	1	0	0	0	1
Chris Speier, R (1, 6) OBP: 0.347, SLG: 0.395		FC4-6 1-2f			F8			6-3		3	0	0	0	0	0	1
Duffy Dyer, R (1, 2) OBP: 0.250, SLG: 0.250			SH3-4 1B		L9			S S S K		3	0	1	0	0	1	0
Scott Sanderson, R (1, 1)			SH3-4 1-2		6-3			1B 2B		1	0	0	0	0	0	0
Rudy May, L (7, 1)										0	0	0	0	0	0	0
Elias Sosa, R (7, 1)										0	0	0	0	0	0	0
Tony Solaita, L (8, PH) OBP: 0.500, SLG: 0.625										1	1	1	0	0	0	0
Woodie Fryman, R (8, 1)										0	0	0	0	0	0	0
Inning Stats	R: 0 E: 0 K: 0 S: 3 H: 0 LOB: 0 BB: 0 P: 3	R: 0 E: 0 K: 0 S: 4 H: 1 LOB: 1 BB: 0 P: 4	R: 0 E: 0 K: 0 S: 4 H: 1 LOB: 1 BB: 0 P: 4	R: 0 E: 0 K: 0 S: 4 H: 1 LOB: 1 BB: 0 P: 4	R: 0 E: 0 K: 0 S: 3 H: 0 LOB: 0 BB: 0 P: 3	R: 0 E: 0 K: 1 S: 5 H: 0 LOB: 0 BB: 0 P: 5	R: 0 E: 0 K: 0 S: 2 H: 0 LOB: 0 BB: 1 P: 6	R: 1 E: 0 K: 1 S: 7 H: 2 LOB: 1 BB: 0 P: 7	R: 0 E: 0 K: 0 S: 3 H: 1 LOB: 0 BB: 0 P: 3	1B: 4 2B: 2 3B: 0 HR: 0	SF: 0 SAC: 1 DP: 2 HBP: 0					

PITCHER	IP	WLS	BF	H	R	ER	SO	BB	IBB	HBP	BLK	WP	HR	S	P	ERA	WHIP
Rick Reuschel, R (1, 1) ERA: 3.16	9.0	W	32	6	1	1	2	1	0	0	0	0	0	35	39	1.00	0.778

PITCHER	IP	WLS	BF	H	R	ER	SO	BB	IBB	HBP	BLK	WP	HR	S	P	ERA	WHIP

TOP

Montreal Expos @ Chicago Cubs

Wrigley Field, Chicago, IL

Sun Apr 22 1979, 3:33 AM CST

Att. 20,041 - Sunny - 45 F

livebaseballscorecards.com

AB	30
R	1
H	6
RBI	1
BB	1
SO	2
LOB	9

WP: 0 PB: 0 SB: 0 CS: 0 PA: 32

Batter	1	2	3	4	5	6	7	8	9	AB	R	H	RBI	BB	SO	LOB
Ivan De Jesus, R (1, 6) OBP: 0.273, SLG: 0.377	L7		6-3			CS 1B	5-3			4	0	1	0	0	0	2
Scot Thompson, L (1, 8) OBP: 0.480, SLG: 0.625	F7			1-3 HR 1B		F9 1-2		K		3	1	1	0	0	0	1
Jerry Martin, R (8, PH) OBP: 0.250, SLG: 0.243 (9, 8)										1	0	0	0	0	1	0
Bill Buckner, L (1, 3) OBP: 0.273, SLG: 0.360	2B			1-3 1-2		4-3		L8		4	0	1	0	0	0	1
Dave Kingman, R (1, 7) OBP: 0.392, SLG: 0.705	K			2-H HR			SH1-3 SF7 2B	FC6-4 BB		3	2	2	2	1	1	1
Sam Mejias, R (8, PR) (9, 7)										0	0	0	0	0	0	0
Steve Ontiveros, S (1, 5) OBP: 0.347, SLG: 0.302		3-1		L6			SH1-3 2-3	FC6-4 1-2f		3	0	0	0	0	0	1
Bobby Murcer, L (1, 9) OBP: 0.371, SLG: 0.222		K		K			SF7 3-H			2	0	0	1	0	2	0
Barry Foote, R (1, 2) OBP: 0.231, SLG: 0.270		K			4-3		HR			3	1	1	1	0	1	0
Ted Sizemore, R (1, 4) OBP: 0.340, SLG: 0.300			K		L1 1B		BB 1B			3	0	2	0	0	1	0
Rick Reuschel, R (1, 1)			F7		L1 1-2		BB 1-2			2	0	0	0	1	0	1
Inning Stats	R: 0 E: 0 K: 1 S: 6 H: 1 LOB: 1 BB: 0 P: 6	R: 0 E: 0 K: 2 S: 7 H: 0 LOB: 0 BB: 0 P: 7	R: 0 E: 0 K: 1 S: 5 H: 0 LOB: 0 BB: 0 P: 5	R: 2 E: 0 K: 1 S: 7 H: 2 LOB: 0 BB: 0 P: 7	R: 0 E: 0 K: 0 S: 3 H: 1 LOB: 0 BB: 0 P: 3	R: 0 E: 0 K: 0 S: 3 H: 1 LOB: 0 BB: 0 P: 3	R: 2 E: 0 K: 0 S: 6 H: 3 LOB: 2 BB: 1 P: 10	R: 0 E: 0 K: 1 S: 5 H: 0 LOB: 1 BB: 1 P: 9		1B: 4 2B: 3 3B: 0 HR: 2	SF: 1 SAC: 1 DP: 1 HBP: 0					

BOTTOM

Montreal Expos @ Chicago Cubs

Wrigley Field, Chicago, IL

Sun Apr 22 1979, 3:33 AM CST

Att. 20,041 - Sunny - 45 F

livebaseballscorecards.com

AB	28
R	4
H	8
RBI	4
BB	2
SO	6
LOB	7

WP: 0 PA: 32
PB: 0
SB: 0
CS: 1

PITCHER		IP	WLS	BF	H	R	ER	SO	BB	IBB	HBP	BLK	WP	HR	S	P	ERA	WHIP
Scott Sanderson, R ERA: 4.0	(1, 1)	6.0	L	22	6	3	3	5	0	0	0	0	0	1	32	32	4.50	1.000
Rudy May, L ERA: 3.0	(7, 1)	0.2		5	2	1	1	0	1	0	0	0	0	1	4	8	13.50	4.500
Elias Sosa, R ERA:	(7, 1)	0.1		1	0	0	0	0	0	0	0	0	0	0	1	1	0.00	0.000
Woodie Fryman, L ERA: 1.0	(8, 1)	1.0		4	0	0	0	1	1	0	0	0	0	0	5	9	0.00	1.000

PITCHER	IP	WLS	BF	H	R	ER	SO	BB	IBB	HBP	BLK	WP	HR	S	P	ERA	WHIP

Batter	1	2	3	4	5	6	7	8	9	AB	R	H	RBI	BB	SO	LOB
Gene Richards, L (1, 8) OBP: 0.286, SLG: 0.333	F7		BB		G3			HR		3	1	1	1	1	0	1
Ozzie Smith, S (1, 6) OBP: 0.224, SLG: 0.188	5-3		F8			BB		F7		3	0	0	0	1	0	2
Jerry Turner, L (1, 7) OBP: 0.351, SLG: 0.377	6-3			4-3		4-3		1B		4	0	1	0	0	0	1
Dave Winfield, R (1, 9) OBP: 0.475, SLG: 0.694		CS 1B		6-3		5-3		5-3		4	0	1	0	0	0	2
Gene Tenace, R (1, 2) OBP: 0.422, SLG: 0.478		K		FC6-4 1B		F8			L5	4	0	1	0	0	1	2
Barry Evans, R (1, 5) OBP: 0.239, SLG: 0.254		F6		FC6-4			F6		6-3	4	0	0	0	0	0	1
Mike Hargrove, L (1, 3) OBP: 0.368, SLG: 0.273			6-3		F7		4-3		4-3	4	0	0	0	0	0	0
Fernando Gonzalez, R (1, 4) OBP: 0.305, SLG: 0.421			FC1-6 1B		FC1-4 1B		F7			3	0	2	0	0	0	0
Randy Jones, R (1, 1) OBP: 0.167, SLG: 0.167			FC1-6 BB		FC1-4			F3		1	0	0	0	0	0	1
Don Reynolds, R (5, PH) OBP: 0.200, SLG: 0.600										1	0	0	0	0	0	1
Eric Rasmussen, R (5, 1) OBP: 0.125, SLG: 0.125										0	0	0	0	0	0	0
Bill Almon, R (8, PH) OBP: 0.375, SLG: 0.438										1	0	0	0	0	0	0
Mark Lee, R (8, 1)										0	0	0	0	0	0	0

TOP

San Diego Padres @ Montreal Expos

Olympic Stadium, Montreal, QB

Tue Apr 24 1979, 3:33 AM EST

Att. 5,152 - Unknown

livebaseballscorecards.com

AB	32
R	1
H	6
RBI	1
BB	2
SO	1
LOB	11

Inning Stats	1	2	3	4	5	6	7	8	9
	R: 0 E: 0 K: 0 S: 3	H: 0 LOB: 0 BB: 0 P: 3	R: 0 E: 0 K: 1 S: 5	H: 1 LOB: 0 BB: 0 P: 5	R: 0 E: 0 K: 0 S: 4	H: 1 LOB: 2 BB: 1 P: 8	R: 0 E: 0 K: 0 S: 4	H: 1 LOB: 1 BB: 0 P: 4	R: 0 E: 0 K: 0 S: 3	H: 0 LOB: 1 BB: 1 P: 7	R: 0 E: 0 K: 0 S: 3	H: 0 LOB: 0 BB: 0 P: 3	R: 1 E: 0 K: 0 S: 5	H: 2 LOB: 1 BB: 0 P: 5	R: 0 E: 0 K: 0 S: 3	H: 0 LOB: 0 BB: 0 P: 3

| | | | | | | | | | |

Batter	1	2	3	4	5	6	7	8	9	AB	R	H	RBI	BB	SO	LOB
Andre Dawson, R (1, 8) OBP: 0.348, SLG: 0.600	K	2B 1-2 2-H 1B			6-3		CS BB			3	0	1	1	1	1	0
Rodney Scott, S (1, 4) OBP: 0.379, SLG: 0.327	K	1-H 2-H 2B			K		2-3 1-2 1B			4	1	2	1	0	2	0
Warren Cromartie, L (1, 7) OBP: 0.328, SLG: 0.452	G3		4-3		2B		2-3 1-2			4	0	1	0	0	0	1
Ellis Valentine, R (1, 9) OBP: 0.274, SLG: 0.281		HR	F8		6-3		BB 2-H 1B			4	1	2	2	0	0	1
Tony Perez, R (1, 3) OBP: 0.226, SLG: 0.320		F9	1B			4-3	BB 1-2			3	0	1	0	1	0	0
Gary Carter, R (1, 2) OBP: 0.327, SLG: 0.318		1B 1B 1B	K			E 1B	F8			4	1	2	0	0	1	3
Larry Parrish, R (1, 5) OBP: 0.286, SLG: 0.304		FC1-5 1-2 1B	L7			K	6-3			4	0	1	0	0	1	1
Chris Speier, R (1, 6) OBP: 0.358, SLG: 0.404		FC1-5 1-2 2-H 1B	5-3			E9 1-3 1B	F9			4	1	2	1	0	0	0
Ross Grimsley, L (1, 1)		FC1-5 1-2 2-3f 1B 2B	5-3			4-3	4-3			4	1	0	0	0	0	4
Inning Stats	R: 0 E: 0 K: 2 S: 7 H: 0 LOB: 0 BB: 0 P: 7	R: 4 E: 0 K: 0 S: 8 H: 6 LOB: 2 BB: 0 P: 8	R: 0 E: 0 K: 1 S: 6 H: 1 LOB: 1 BB: 0 P: 6	R: 0 E: 0 K: 0 S: 3 H: 0 LOB: 0 BB: 0 P: 3	R: 0 E: 0 K: 1 S: 6 H: 1 LOB: 1 BB: 0 P: 6	R: 0 E: 1 K: 1 S: 7 H: 2 LOB: 2 BB: 0 P: 7	R: 1 E: 0 K: 0 S: 4 H: 2 LOB: 2 BB: 2 P: 12	R: 0 E: 0 K: 0 S: 3 H: 0 LOB: 0 BB: 0 P: 3		1B: 9 2B: 2 3B: 0 HR: 1 SF: 0 SAC: 0 DP: 0 HBP: 0						

PITCHER		IP	WLS	BF	H	R	ER	SO	BB	IBB	HBP	BLK	WP	HR	S	P	ERA	WHIP
Randy Jones, L ERA: 5.59	(1, 1)	4.0	L	18	7	4	4	3	0	0	0	0	0	1	24	24	9.00	1.750
Eric Rasmussen, R ERA: 5.84	(5, 1)	3.0		15	5	1	1	2	2	0	0	0	0	0	17	25	3.00	2.333
Mark Lee, R ERA: 6.52	(8, 1)	1.0		3	0	0	0	0	0	0	0	0	0	0	3	3	0.00	0.000

PITCHER	IP	WLS	BF	H	R	ER	SO	BB	IBB	HBP	BLK	WP	HR	S	P	ERA	WHIP

BOTTOM

San Diego Padres @ Montreal Expos

Olympic Stadium, Montreal, QB

Tue Apr 24 1979, 3:33 AM EST

Att. 5,152 - Unknown

livebaseballscorecards.com

AB	34
R	5
H	12
RBI	5
BB	2
SO	5
LOB	10

WP: 0 PA: 36
PB: 0
SB: 0
CS: 1

San Diego Padres @ Montreal Expos

Olympic Stadium, Montreal, QB

Wed Apr 25 1979, 3:33 AM EST

Att. 5,812 - Unknown

TOP

livebaseballscorecards.com

Batter	1	2	3	4	5	6	7	8	9	AB	R	H	RBI	BB	SO	LOB
Gene Richards, L (1, 8) OBP: 0.287, SLG: 0.325	BBBB 4-0 SH5-4 1B BB		0-0 ① F8		4-3 ② 2-3		SSS 0-3 ①② K 1-2		BBBB 4-0 1B BB	2	1	0	0	1	0	1
John D'Acquisto, R (5, 1) OBP: 0.250, SLG: 0.500										0	0	0	0	0	0	0
Gene Tenace, R (7, PH) OBP: 0.424, SLG: 0.468 (7, 3)										1	0	0	0	1	1	1
Ozzie Smith, S (1, 6) OBP: 0.225, SLG: 0.192	0-0 ① SH5-4 1-2		0-0 ② 2-3		0-0 ③ F8		0-0 ③ F5		0-0 1-2 1B	4	0	1	0	0	0	2
Jerry Turner, L (1, 7) OBP: 0.367, SLG: 0.397	BBBB 4-0 1B BB		0-0 ③ L7			0-0 2B 2B		0-0 2B 1B	0-0 ① F6	4	2	2	0	1	0	2
Dave Winfield, R (1, 9) OBP: 0.471, SLG: 0.688	SSS 0-3 ② K			0-0 1B		0-0 ① F3		0-0 1-H 1B 2B	SSS 0-3 ② K	5	1	2	1	0	2	5
Dan Briggs, L (1, 3) OBP: 0.333, SLG: 0.357 (5, 8)	0-0 FC6-4 1-3 2-H 1B			0-0 ① F7		0-0 2B 2-H 2B		0-0 ① F8	0-0 ③ 4-3	5	1	2	2	0	0	4
Barry Evans, R (1, 5) OBP: 0.233, SLG: 0.246	0-0 ③ FC6-4 1-2f			0-0 ② F8		0-0 G3 2-H 2B		BBBB 4-0 1B 1B BB		2	0	0	0	0	0	3
Kurt Bevacqua, R (6, PH) OBP: 0.636, SLG: 0.857 (6, 5)										1	1	1	1	1	0	0
Bill Fahey, L (1, 2) OBP: 0.286, SLG: 0.357		0-0 ① F9		0-0 ③ F8		0-0 ② G3 2-3		0-0 1-2 2-H 1B 1B		4	0	1	1	0	0	2
Fernando Gonzalez, R (1, 4) OBP: 0.302, SLG: 0.410		0-0 ② F7			0-0 ① 4-3	0-0 ③ F3		0-0 1-2 2-H G4-6-3 1B		4	0	1	1	0	0	1
Bob Shirley, R (1, 1) Steve Mura, R (1, 1) Mike Hargrove, L (5, PH) OBP: 0.368, SLG: 0.394 (8, 3) Bill Almon, R (7, PH) OBP: 0.315, SLG: 0.438 Rollie Fingers, R (7, 1) Broderick Perkins, L (8, PH) OBP: 0.217, SLG: 0.234 Mark Lee, R (8, 1) Bob Owchinko, L (8, 1)	SSS 0-3 ③ K				4-3 2B		BBBB 4-0 CS BB	0-0 ②③ G4-6-3 1-2f		0 0 0 0 0 0 0 1 0 0 0 0 1 0 1 0 1 0 1 0 0 0 0 0 0 0 0 0 0 0 0 0 0 0 0 1 0 0 0 0 0 2 0 0 0 0 0 0 0 0 0 0 0 0 0 0							

Inning Stats																															
	R: 1	H: 1	E: 0	LOB: 2	K: 1	BB: 2	S: 6	P: 14	R: 0	H: 0	E: 0	LOB: 0	K: 1	BB: 0	S: 5	P: 5	R: 0	H: 0	E: 0	LOB: 0	K: 0	BB: 0	S: 3	P: 3	R: 0	H: 1	E: 0	LOB: 1	K: 0	BB: 0	S: 4	P: 4
	R: 0	H: 1	E: 0	LOB: 1	K: 0	BB: 0	S: 4	P: 4	R: 0	H: 1	E: 0	LOB: 1	K: 0	BB: 0	S: 4	P: 4	R: 2	H: 3	E: 0	LOB: 1	K: 0	BB: 0	S: 6	P: 6	R: 0	H: 0	E: 0	LOB: 1	K: 1	BB: 1	S: 4	P: 8
	R: 3	H: 4	E: 0	LOB: 1	K: 0	BB: 1	S: 6	P: 10	R: 0	H: 1	E: 0	LOB: 2	K: 1	BB: 1	S: 6	P: 10	1B: 6	SF: 0	2B: 6	SAC: 1	3B: 0	DP: 2	HR: 0	HBP: 0	WP: 0	PA: 41	PB: 0	SB: 0	CS: 1			

PITCHER		IP	WLS	BF	H	R	ER	SO	BB	IBB	HBP	BLK	WP	HR	S	P	ERA	WHIP
Steve Rogers, R ERA: 4.85	(1, 1)	5.1	W	24	6	3	3	2	2	0	0	0	0	0	26	34	5.06	1.500
Elias Sosa, R ERA: 1.84	(6, 1)	2.0		11	4	3	3	1	2	0	0	0	0	0	11	19	13.50	3.000
Dan Schatzeder, L ERA: 3.38	(8, 1)	1.0		4	1	0	0	0	1	0	0	0	0	0	3	7	0.00	2.000
David Palmer, R ERA: 2.89	(9, 1)	0.2	S	2	0	0	0	1	0	0	0	0	0	0	4	4	0.00	0.000

PITCHER	IP	WLS	BF	H	R	ER	SO	BB	IBB	HBP	BLK	WP	HR	S	P	ERA	WHIP

Batter	1	2	3	4	5	6	7	8	9	AB	R	H	RBI	BB	SO	LOB
Andre Dawson, R (1, 8) OBP: 0.338, SLG: 0.569	K	F9		E5		1B		F2		5	0	1	0	0	1	1
Rodney Scott, S (1, 4) OBP: 0.408, SLG: 0.362	3B 2B	3-1 BB		4-3			1B BLK BB	E7 1B 1B		3	2	2	1	2	0	1
Warren Cromartie, L (1, 7) OBP: 0.348, SLG: 0.493	1B 3B	3-1			F5		1B BLK 1B	FC6-4 1B		5	2	3	1	0	0	1
Tony Perez, R (1, 3) OBP: 0.241, SLG: 0.327	1B HR 1B	K			1B 1B		K	FC6-4		5	1	2	1	0	2	5
Gary Carter, R (1, 2) OBP: 0.357, SLG: 0.354	HR 1B		4-3		FC6-4 1B		BLK SF7 1B			4	2	3	0	0	0	0
Jerry White, S (1, 9) OBP: 0.417, SLG: 1.000	HR		K		FC6-4		SF7			3	1	1	4	0	1	2
Larry Parrish, R (1, 5) OBP: 0.300, SLG: 0.340	2B		K		K		6-3			1	0	1	0	0	0	0
Ken Macha, R (2, 5)										3	0	0	0	0	2	2
Chris Speier, R (1, 6) OBP: 0.368, SLG: 0.400	F9			K		B1-6-4 BB		SH2-4 E 1B		3	1	1	0	1	1	1
Steve Rogers, R (1, 1) OBP: 0.400, SLG: 0.444	K			G3		B1-6-4		SH2-4		2	0	0	0	0	1	1
Elias Sosa, R (6, 1)										1	0	0	0	0	0	1
Dan Schatzeder, L (8, 1)										0	0	0	0	0	0	0
David Palmer, R (9, 1)										0	0	0	0	0	0	0
Inning Stats	R: 5 E: 0 K: 2 S: 13 H: 6 LOB: 1 BB: 0 P: 13	R: 0 E: 0 K: 1 S: 5 H: 0 LOB: 1 BB: 1 P: 9	R: 0 E: 0 K: 2 S: 7 H: 0 LOB: 0 BB: 0 P: 7	R: 0 E: 1 K: 1 S: 6 H: 0 LOB: 1 BB: 0 P: 6	R: 0 E: 0 K: 1 S: 7 H: 2 LOB: 2 BB: 0 P: 7	R: 0 E: 0 K: 0 S: 2 H: 1 LOB: 1 BB: 1 P: 6	R: 3 E: 0 K: 1 S: 7 H: 2 LOB: 0 BB: 1 P: 11	R: 1 E: 1 K: 0 S: 6 H: 3 LOB: 2 BB: 0 P: 6		1B: 10 2B: 2 3B: 1 HR: 1	SF: 1 SAC: 1 DP: 1 HBP: 0					

BOTTOM

San Diego Padres @ Montreal Expos

Olympic Stadium, Montreal, QB

Wed Apr 25 1979, 3:33 AM EST

Att. 5,812 - Unknown

livebaseballscorecards.com

AB	35
R	9
H	14
RBI	7
BB	3
SO	8
LOB	15

WP: 0 PB: 0 SB: 0 CS: 0 PA: 40

PITCHER		IP	WLS	BF	H	R	ER	SO	BB	IBB	HBP	BLK	WP	HR	S	P	ERA	WHIP
Bob Shirley, L ERA: 7.56	(1, 1)	0.1	L	7	6	5	5	1	0	0	0	0	0	1	9	9	135.00	18.000
Steve Mura, R ERA: 2.4	(1, 1)	3.2		13	0	0	0	5	1	0	0	0	0	0	22	26	0.00	0.273
John D'Acquisto, R ERA: 7.82	(5, 1)	2.0		8	3	0	0	1	1	0	0	0	0	0	9	13	0.00	2.000
Rollie Fingers, R ERA: 3.77	(7, 1)	1.0		6	2	3	3	1	1	0	0	1	0	0	7	11	27.00	3.000
Mark Lee, R ERA: 6.97	(8, 1)	0.2		4	2	1	1	0	0	0	0	0	0	0	4	4	13.50	3.000

PITCHER		IP	WLS	BF	H	R	ER	SO	BB	IBB	HBP	BLK	WP	HR	S	P	ERA	WHIP
Bob Owchinko, L ERA: 6.75	(8, 1)	0.1		2	1	0	0	0	0	0	0	0	0	0	2	2	0.00	3.000

San Francisco Giants @ Montreal Expos

Olympic Stadium, Montreal, QB

Fri Apr 27 1979, 3:33 AM EST

Att. 7,210 - Unknown

TOP

livebaseballscorecards.com

Batter	1	2	3	4	5	6	7	8	9	AB	R	H	RBI	BB	SO	LOB
Bill Madlock, R (1, 4) OBP: 0.207, SLG: 0.205	B X 1-0 ① F2		X 0-0 ② F3		X 0-0 ① F7		X 0-0 1B HR 1-2 3-H 1B	X 0-0 2-H 1B		5	1	2	2	0	0	0
Terry Whitfield, L (1, 7) OBP: 0.372, SLG: 0.449	B B C X 2-1 1B		B B X 2-0 1B		X 0-0 ② F8		X 0-0 ① F8	X 0-0 ③ F8		5	0	2	0	0	0	3
Jack Clark, R (1, 9) OBP: 0.361, SLG: 0.425	F X 0-1 ② F9		B S B F X 2-2 ③ 5-3		X 0-0 ③ F7		X 0-0 ① HR 1-3 2-H 1B		S S S 0-3 ① K	5	1	1	1	0	1	2
Mike Ivie, R (1, 3) OBP: 0.314, SLG: 0.492	C F B F F X 1-2 ③ 5-3			F B S X 1-2 ① F9		X 0-0 ① 6-3	X 0-0 2-H 3-H HR		X 0-0 HR	5	2	2	4	0	0	1
Darrell Evans, L (1, 5) OBP: 0.317, SLG: 0.356		C X 0-1 ① 3-1		B F X 1-1 HR		X 0-0 1B	X 0-0 ② F5		B B B B 4-0 WP 1B BB	4	1	2	1	1	0	0
Larry Herndon, R (1, 8) OBP: 0.438, SLG: 0.538 Dave Roberts, L (7, 1) Gary Lavelle, S (8, 1) Max Venable, L (9, PH) OBP: 0.250, SLG: 0.250		B B C X 2-1 ② F7		C X 0-1 E 1-3 1B		X 0-0 ② F8	S S S 0-3 ③ K	X	0-0 WP 1-2 1B	4 0 0 1	0 0 0 0	1 0 0 1	0 0 0 0	0 0 0 0	1 0 0 0	1 0 0 0
Marc Hill, R (1, 2) OBP: 0.214, SLG: 0.200		X 0-0 1B		B C B B X 3-1 ② 1-3 1-2		X 0-0 ③ F2		X 0-0 ① 1-4-3	S S S 0-3 ② K	5	0	1	0	0	1	4
Johnnie LeMaster, R (1, 6) OBP: 0.435, SLG: 0.368		B C B X 2-1 ③ 5-3		X 0-0 E6 2-3			X 0-0 1B 1B 2B	B B B B 4-0 1-3 1B BB	X 0-0 ③ F6 1-2 2-3	4	2	1	0	1	0	4
Bob Knepper, L (1, 1) Hector Cruz, R (4, PH) Randy Moffitt, R (4, 1) John Tamargo, S (7, PH) OBP: 0.375, SLG: 0.875 Bill North, S (7, 8) OBP: 0.333, SLG: 0.231			B F F F F S 1-3 ① K	F B S X 1-2 ③ F7			X 0-0 1B 1B 1B 2-3	X 0-0 ② 1-3 1-2		1 1 0 1 1	0 0 0 1 0	0 0 0 1 0	0 0 0 1 0	1 0 0 0 0	0 0 0 0 0	0 2 0 0 1
Inning Stats	R: 0 E: 0 K: 0 S: 10 H: 1 LOB: 1 BB: 0 P: 14	R: 0 E: 0 K: 0 S: 7 H: 1 LOB: 1 BB: 0 P: 11	R: 0 E: 0 K: 1 S: 10 H: 1 LOB: 1 BB: 0 P: 15	R: 1 E: 1 K: 0 S: 13 H: 2 LOB: 2 BB: 0 P: 19	R: 0 E: 0 K: 0 S: 3 H: 0 LOB: 0 BB: 0 P: 3	R: 0 E: 0 K: 0 S: 4 H: 1 LOB: 1 BB: 0 P: 4	R: 5 E: 0 K: 1 S: 10 H: 5 LOB: 0 BB: 0 P: 10	R: 1 E: 0 K: 0 S: 4 H: 1 LOB: 1 BB: 1 P: 8	R: 1 E: 0 K: 2 S: 9 H: 2 LOB: 2 BB: 1 P: 13	1B: 10 2B: 1 3B: 0 HR: 3 SF: 0 SAC: 0 DP: 0 HBP: 0						

	AB	42
	R	8
	H	14
	RBI	8
	BB	2
	SO	4
	LOB	18

WP: 1 PB: 0 SB: 0 CS: 0 PA: 44

PITCHER		IP	WLS	BF	H	R	ER	SO	BB	IBB	HBP	BLK	WP	HR	S	P	ERA	WHIP
Bill Lee, L ERA: 2.7	(1, 1)	6.1	W	30	10	5	5	1	0	0	0	0	0	1	52	71	7.11	1.579
Stan Bahnsen, R ERA: 3.46	(7, 1)	2.2		14	4	3	3	3	2	0	0	0	1	2	18	26	10.12	2.250

PITCHER	IP	WLS	BF	H	R	ER	SO	BB	IBB	HBP	BLK	WP	HR	S	P	ERA	WHIP

Batter	1	2	3	4	5	6	7	8	9	AB	R	H	RBI	BB	SO	LOB
Andre Dawson, R (1, 8) OBP: 0.368, SLG: 0.686	F7	HR		HR		1B 2B	1-2 2-H 1-3 1B 1B			5	4	4	3	0	0	0
Tom Hutton, L (9, 9)										0	0	0	0	0	0	0
Rodney Scott, S (1, 4) OBP: 0.413, SLG: 0.371	1B 1B	F8		F7		2B 1B	1-2 2-3 1-3			4	2	2	1	0	0	0
Dave Cash, R (7, PH)						2-H				1	0	0	0	0	0	2
(8, 4)																
Warren Cromartie, L (1, 7) OBP: 0.365, SLG: 0.514	1B 1B 1-2	3-1		F7		1-3 1B 2B	2-H 3-H 1B			5	2	3	2	0	0	0
Tony Perez, R (1, 3) OBP: 0.258, SLG: 0.339	1B 1B 1-3 2-H	F9			F7	HR	K			4	2	2	3	0	0	0
Tony Solaita, L (7, 3) OBP: 0.455, SLG: 0.556	1B					2-H 3-H 1B				1	0	0	0	0	1	1
Gary Carter, R (1, 2) OBP: 0.383, SLG: 0.490	F2		HR		BB	1-H HR		1B		3	2	2	3	1	0	2
Duffy Dyer, R (8, PH) OBP: 0.400, SLG: 0.400					S					1	0	1	0	0	0	0
(9, 2)																
Jerry White, S (1, 9) OBP: 0.353, SLG: 0.750	1B 1-2 3-H 1B	F9		F4 1-2	F8		F4			5	0	1	1	0	0	2
(9, 8)																
Larry Parrish, R (1, 5) OBP: 0.309, SLG: 0.365	BB 1-3 2-H 1B	6-3		K		FC5-6 2B	F4			5	0	2	1	0	1	2
Chris Speier, R (1, 6) OBP: 0.377, SLG: 0.385	BB 1-2	5-3		4-3	FC5-6 1B BB		1-3			2	1	0	0	2	0	0
Jim Mason, L (8, PH) OBP: 0.333, SLG: 0.333										1	0	0	0	0	0	1
(9, 6)																
Bill Lee, L (1, 1) OBP: 0.111, SLG: 0.111	K			B2-3		5-3	FC5-6 1-3 1B 1B 1-2 2-3f			3	0	0	0	0	1	3
Stan Bahnsen, R (7, 1)										1	1	0	0	0	0	2
Inning Stats	R: 3 E: 0 K: 1 S: 23 H: 5 LOB: 3 BB: 1 P: 38	R: 1 E: 0 K: 0 S: 4 H: 1 LOB: 0 BB: 0 P: 6	R: 1 E: 0 K: 0 S: 6 H: 1 LOB: 0 BB: 0 P: 8	R: 1 E: 0 K: 0 S: 4 H: 1 LOB: 0 BB: 0 P: 4	R: 0 E: 0 K: 1 S: 5 H: 0 LOB: 1 BB: 1 P: 9	R: 5 E: 0 K: 0 S: 8 H: 5 LOB: 0 BB: 0 P: 8	R: 3 E: 0 K: 1 S: 8 H: 3 LOB: 1 BB: 1 P: 12	R: 0 E: 0 K: 0 S: 4 H: 1 LOB: 1 BB: 0 P: 4		1B: 10 2B: 3 3B: 0 HR: 4 SF: 0 SAC: 0 DP: 0 HBP: 0						

PITCHER		IP	WLS	BF	H	R	ER	SO	BB	IBB	HBP	BLK	WP	HR	S	P	ERA	WHIP
Bob Knepper, L ERA: 3.9	(1, 1)	3.0	L	17	7	5	5	1	1	0	0	0	0	2	33	52	15.00	2.667
Randy Moffitt, R ERA: 11.57	(4, 1)	3.0		16	6	6	6	1	1	0	0	0	0	2	17	21	18.00	2.333
Dave Roberts, L ERA: 2.03	(7, 1)	1.0		7	3	3	3	1	1	0	0	0	0	0	8	12	27.00	4.000
Gary Lavelle, L ERA: 0.69	(8, 1)	1.0		4	1	0	0	0	0	0	0	0	0	0	4	4	0.00	1.000

PITCHER	IP	WLS	BF	H	R	ER	SO	BB	IBB	HBP	BLK	WP	HR	S	P	ERA	WHIP

BOTTOM

San Francisco Giants @ Montreal Expos

Olympic Stadium, Montreal, QB

Fri Apr 27 1979, 3:33 AM EST
Att. 7,210 - Unknown

livebaseballscorecards.com

AB	41
R	14
H	17
RBI	14
BB	3
SO	3
LOB	15

WP: 0 PB: 0 SB: 1 CS: 0 PA: 44

Batter	1	2	3	4	5	6	7	8	9	AB	R	H	RBI	BB	SO	LOB
Bill Madlock, R (1, 4) OBP: 0.209, SLG: 0.221	0-0 1B 2B		0-0 6-3		0-0 F3		0-0 G5-4-3 1-2f			4	1	1	0	0	0	2
Terry Whitfield, L (1, 7) OBP: 0.371, SLG: 0.444	0-0 CS 1B 2-H		0-0 1-3		0-0 F7			0-3 K		3	0	1	1	0	0	1
Hector Cruz, R (7, 7)										1	0	0	0	0	1	0
Jack Clark, R (1, 9) OBP: 0.379, SLG: 0.506	0-3 K			0-0 HR		0-0 G3 E 2B		0-0 1B 2B		4	3	3	1	0	1	1
Darrell Evans, L (1, 5) OBP: 0.337, SLG: 0.360	4-0 CS BB 1-2			4-0 BB BB		0-0 G3 2-3		0-0 1B 2-H		2	0	1	1	2	0	1
Mike Ivie, R (1, 3) OBP: 0.297, SLG: 0.464	0-0 CS 1-2	0-0 L5		0-0 F8		0-0 E6 3-H		0-0 F8		4	0	0	0	0	0	2
Larry Herndon, R (1, 8) OBP: 0.368, SLG: 0.438		0-3 K		0-3 K		0-3 K		0-0 4-3		3	0	0	0	0	3	2
Bill North, S (8, PH) OBP: 0.329, SLG: 0.227 (8, 8)										1	0	0	0	0	0	1
John Tamargo, S (1, 2) OBP: 0.333, SLG: 0.636		0-0 F7	4-0 BB 1-2			0-0 F9			0-0 3-1	3	0	0	0	1	0	1
Roger Metzger, S (1, 6) OBP: 0.196, SLG: 0.208			0-0 G3	0-0 F9			4-0 G5-4-3 BB		0-0 4-3	3	0	0	0	1	0	2
Ed Halicki, R (1, 1) OBP: 0.333, SLG: 0.444			0-0 2B		0-0 5-3		0-0 F4		0-0 6-3	2	0	1	0	0	0	0
Willie McCovey, L (7, PH) OBP: 0.368, SLG: 0.556										1	0	0	0	0	0	1
Gary Lavelle, S (7, 1)										0	0	0	0	0	0	0
Marc Hill, R (9, PH) OBP: 0.211, SLG: 0.197										1	0	0	0	0	0	0
Inning Stats	R: 1 H: 2 E: 0 LOB: 0 K: 1 BB: 1 S: 5 P: 9	R: 0 H: 0 E: 0 LOB: 0 K: 1 BB: 0 S: 5 P: 5	R: 0 H: 1 E: 0 LOB: 1 K: 0 BB: 0 S: 4 P: 4	R: 1 H: 1 E: 0 LOB: 2 K: 1 BB: 2 S: 6 P: 14	R: 0 H: 0 E: 0 LOB: 0 K: 0 BB: 0 S: 3 P: 3	R: 1 H: 1 E: 1 LOB: 1 K: 1 BB: 0 S: 7 P: 7	R: 0 H: 0 E: 0 LOB: 0 K: 0 BB: 1 S: 2 P: 6	R: 1 H: 2 E: 0 LOB: 1 K: 1 BB: 0 S: 7 P: 7	R: 0 H: 0 E: 0 LOB: 0 K: 0 BB: 0 S: 3 P: 3	1B: 2 SF: 0 2B: 4 SAC: 0 3B: 0 DP: 1 HR: 1 HBP: 0						WP: 0 PA: 37 PB: 0 SB: 0 CS: 2

TOP

San Francisco Giants @ Montreal Expos

Olympic Stadium, Montreal, QB

Sat Apr 28 1979, 3:33 AM EST

Att. 14,411 - Unknown

livebaseballscorecards.com

AB	32
R	4
H	7
RBI	3
BB	4
SO	5
LOB	14

PITCHER		IP	WLS	BF	H	R	ER	SO	BB	IBB	HBP	BLK	WP	HR	S	P	ERA	WHIP
Scott Sanderson, R ERA: 3.75	(1, 1)	6.0	W	26	5	3	2	4	4	0	0	0	0	1	30	46	3.00	1.500
Woodie Fryman, L ERA: 1.74	(7, 1)	1.1		5	2	1	1	1	0	0	0	0	0	0	7	7	6.75	1.500
Elias Sosa, R ERA: 1.65	(8, 1)	1.2	S	5	0	0	0	0	0	0	0	0	0	0	5	5	0.00	0.000

PITCHER	IP	WLS	BF	H	R	ER	SO	BB	IBB	HBP	BLK	WP	HR	S	P	ERA	WHIP

Batter	1	2	3	4	5	6	7	8	9	AB	R	H	RBI	BB	SO	LOB
Andre Dawson, R (1, 8) OBP: 0.363, SLG: 0.662	6-3		FC3-6 HR FC1-5 1-2 1B		K		K			4	1	1	0	0	2	1
Rodney Scott, S (1, 4) OBP: 0.405, SLG: 0.364	K		FC1-5 FC3-6 1-2 2-3f		K		1-2 1B			4	0	1	0	0	2	2
Warren Cromartie, L (1, 7) OBP: 0.372, SLG: 0.526	1B 2B		FC3-6 HR 1-2f 2-3			2B 1B	4-3			4	3	2	0	0	0	4
Tony Perez, R (1, 3) OBP: 0.273, SLG: 0.397	2-H 1B		1-H 3-H HR			F9		K		4	1	2	4	0	1	1
Gary Carter, R (1, 2) OBP: 0.391, SLG: 0.527	F9		P3			4-3 1-H 2B		1B 2B		4	1	2	1	0	0	1
Jerry White, S (1, 9) OBP: 0.333, SLG: 0.650		K		3-1		4-3 2-3		S 2-H 1B		4	0	1	1	0	1	1
Larry Parrish, R (1, 5) OBP: 0.288, SLG: 0.339		5-3		F7		L5		K 1-2		4	0	0	0	0	1	2
Chris Speier, R (1, 6) OBP: 0.385, SLG: 0.370		F7		5-3			BB 4-0 FC5-6	IBB		2	0	0	0	2	0	0
Scott Sanderson, R (1, 1) OBP: 0.167, SLG: 0.167			FC1-5 1B 1B		6-3		FC5-6 1-2f 1B	K		2	0	1	0	0	0	0
Woodie Fryman, R (7, 1)										1	0	0	0	0	0	1
Elias Sosa, R (8, 1)										1	0	0	0	0	1	2
Inning Stats	R: 1 E: 0 K: 1 S: 7 H: 2 LOB: 1 BB: 0 P: 7	R: 0 E: 0 K: 1 S: 5 H: 0 LOB: 0 BB: 0 P: 5	R: 3 E: 0 K: 0 S: 6 H: 3 LOB: 0 BB: 0 P: 6	R: 0 E: 0 K: 0 S: 3 H: 0 LOB: 0 BB: 0 P: 3	R: 0 E: 0 K: 2 S: 7 H: 0 LOB: 0 BB: 0 P: 7	R: 1 E: 0 K: 0 S: 5 H: 2 LOB: 1 BB: 0 P: 5	R: 0 E: 0 K: 1 S: 6 H: 1 LOB: 2 BB: 1 P: 10	R: 1 E: 0 K: 3 S: 11 H: 2 LOB: 2 BB: 1 P: 15		1B: 6 2B: 3 3B: 0 HR: 1	SF: 0 SAC: 0 DP: 0 HBP: 0					

PITCHER		IP	WLS	BF	H	R	ER	SO	BB	IBB	HBP	BLK	WP	HR	S	P	ERA	WHIP
Ed Halicki, R ERA: 5.96	(1, 1)	6.0	L	25	7	5	5	4	0	0	0	0	0	1	33	33	7.50	1.167
Gary Lavelle, L ERA: 1.2	(7, 1)	2.0		11	3	1	1	4	1	1	0	0	0	0	17	25	4.50	2.000

PITCHER	IP	WLS	BF	H	R	ER	SO	BB	IBB	HBP	BLK	WP	HR	S	P	ERA	WHIP

BOTTOM

San Francisco Giants @ Montreal Expos

Olympic Stadium, Montreal, QB

Sat Apr 28 1979, 3:33 AM EST

Att. 14,411 - Unknown

livebaseballscorecards.com

AB	34
R	6
H	10
RBI	6
BB	2
SO	8
LOB	15

WP: 0 PB: 0 SB: 1 CS: 0 PA: 36

Batter	1	2	3	4	5	6	7	8	9	AB	R	H	RBI	BB	SO	LOB
Bill North, S (1, 8) OBP: 0.357, SLG: 0.257	0-0 FC6-4 1B (1-3 S)		0-0 3B 1B (2-3)		0-0 L7 ①		0-0 FC1-6 1B		BBBB 4-0 BB	4	2	3	0	1	0	0
Larry Herndon, R (1, 7) OBP: 0.391, SLG: 0.700 Willie McCovey, L (9, PH) OBP: 0.350, SLG: 0.526	0-0 ① 1-3 (1-3)		0-0 SF8 3B (1-H 3-H)		0-0 HR		0-0 ① FC1-6 CS (1-2f)		0-0 ③ F5	4	2	2	3	0	0	2
										1	0	0	0	0	0	1
Jack Clark, R (1, 9) OBP: 0.385, SLG: 0.500	BBBB 4-0 BB (FC6-4)		0-0 ① SF8 (3-H)		0-0 ② G3		BBBB 4-0 ② BB (1-2)			1	0	0	1	2	0	0
Mike Ivie, R (1, 3) OBP: 0.282, SLG: 0.438	0-0 ② FC6-4 (1-2f 3-H)		0-0 ② F7		SSS 0-3 ③ K		SSS 0-3 ③ K			4	0	0	1	0	2	2
Bill Madlock, R (1, 4) OBP: 0.211, SLG: 0.235	0-0 ③ F7		0-0 2B			0-0 ① F7		0-0 ① 1-3		4	0	1	0	0	0	1
Darrell Evans, L (1, 5) OBP: 0.333, SLG: 0.354		0-0 G6-4-3 1B	0-0 ③ 6-3			0-0 ② G3		0-0 ② 4-6-3		4	0	1	0	0	0	1
Marc Hill, R (1, 2) OBP: 0.227, SLG: 0.203		0-0 ① F8		BBBB 4-0 BB (G4-6-3)		0-0 2B 1B		SSS 0-3 ③ K		3	0	1	0	1	1	1
Johnnie LeMaster, R (1, 6) OBP: 0.400, SLG: 0.333 John Tamargo, S (6, PH) OBP: 0.385, SLG: 0.750 Roger Metzger, S (6, PR) OBP: 0.193, SLG: 0.204		0-0 ②③ G6-4-3 (1-2f)		0-0 ①② G4-6-3 (1-2f)		0-0 (1-3) 2B			SSS 0-3 ① K	2	0	0	0	0	0	2
(6, 6)										1	0	1	0	0	0	0
										1	0	0	0	0	1	0
Vida Blue, S (1, 1) OBP: 0.167, SLG: 0.125 Terry Whitfield, L (6, PH) OBP: 0.367, SLG: 0.439 Tom Griffin, R (6, 1) Rob Andrews, R (9, PH) OBP: 0.750, SLG: 0.750			0-0 1B 3B 2B	0-0 ③ G3		0-0 ③ 4-3			0-0 ② 4-3	2	1	1	0	0	0	0
										1	0	0	0	0	0	2
										0	0	0	0	0	0	0
										1	0	0	0	0	0	0

Inning Stats																								
	R: 1	H: 1	R: 0	H: 1	R: 3	H: 4	R: 0	H: 0	R: 1	H: 1	R: 0	H: 2	R: 0	H: 1	R: 0	H: 0	R: 0	H: 0	1B: 5	SF: 1	WP: 0	PA: 38		
	E: 1	LOB: 1	E: 0	LOB: 0	E: 0	LOB: 1	E: 0	LOB: 0	E: 0	LOB: 0	E: 0	LOB: 2	E: 0	LOB: 1	E: 0	LOB: 1	E: 0	LOB: 1	2B: 3	SAC: 0	PB: 0			
	K: 0	BB: 1	K: 0	BB: 0	K: 0	BB: 0	K: 0	BB: 1	K: 1	BB: 0	K: 0	BB: 0	K: 1	BB: 1	K: 1	BB: 1	K: 1	BB: 1	3B: 1	DP: 2	SB: 1			
	S: 4	P: 8	S: 3	P: 3	S: 7	P: 7	S: 2	P: 6	S: 6	P: 6	S: 5	P: 5	S: 5	P: 9	S: 5	P: 5	S: 5	P: 9	HR: 1	HBP: 0	CS: 1			

PITCHER		IP	WLS	BF	H	R	ER	SO	BB	IBB	HBP	BLK	WP	HR	S	P	ERA	WHIP
Ross Grimsley, L ERA: 3.9	(1, 1)	4.0		18	6	4	4	0	2	0	0	0	0	0	16	24	9.00	2.000
Stan Bahnsen, R ERA: 3.68	(5, 1)	1.2		8	3	1	1	1	0	0	0	0	0	1	10	10	5.40	1.800
Dan Schatzeder, L ERA: 2.38	(6, 1)	3.1	W	12	1	0	0	3	2	0	0	0	0	0	16	24	0.00	0.900

PITCHER	IP	WLS	BF	H	R	ER	SO	BB	IBB	HBP	BLK	WP	HR	S	P	ERA	WHIP

TOP

San Francisco Giants @ Montreal Expos

Olympic Stadium, Montreal, QB

Sun Apr 29 1979, 3:33 AM EDT

Att. 25,710 - Unknown

livebaseballscorecards.com

AB	33
R	5
H	10
RBI	5
BB	4
SO	4
LOB	12

Batter	1	2	3	4	5	6	7	8	9	AB	R	H	RBI	BB	SO	LOB
Andre Dawson, R (1, 8) OBP: 0.353, SLG: 0.628	K	1-3		F7		HBP		F7		4	0	0	0	0	1	4
Rodney Scott, S (1, 4) OBP: 0.381, SLG: 0.338	6-3	K		L6		F8		F7		5	0	0	0	0	1	7
Warren Cromartie, L (1, 7) OBP: 0.378, SLG: 0.538	BB, IHR, 1B		K		F8		CS, 2B			4	1	2	0	0	1	0
Tony Perez, R (1, 3) OBP: 0.271, SLG: 0.379	IHR, BB		F9		4-3		F9			3	1	0	0	1	0	1
Gary Carter, R (1, 2) OBP: 0.397, SLG: 0.627	IHR		F7		F7		HR			4	2	2	4	0	0	0
Jerry White, S (1, 9) OBP: 0.280, SLG: 0.542	6-3			F8		F9	F7			4	0	0	0	0	0	0
Larry Parrish, R (1, 5) OBP: 0.317, SLG: 0.373		1-3, BB, 1B		WP, HR, 2B		HBP, 1B, BB		K		3	1	2	0	1	1	0
Chris Speier, R (1, 6) OBP: 0.420, SLG: 0.393		1-3, BB		HR, BB		HBP, 1B		1B		2	1	2	0	2	0	0
Ross Grimsley, L (1, 1) Ellis Valentine, R (4, PH) OBP: 0.286, SLG: 0.345 Stan Bahnsen, R (5, 1) Dan Schatzeder, L (6, 1) OBP: 0.250, SLG: 0.250		K		HR		K		1B		1 1 0 2	0 1 0 0	0 1 0 1	0 3 0 2	0 0 0 0	1 0 0 1	2 0 0 2
Inning Stats	R: 3 E: 0 K: 1 S: 7 H: 2 LOB: 0 BB: 1 P: 11	R: 0 E: 0 K: 2 S: 8 H: 1 LOB: 2 BB: 1 P: 12	R: 0 E: 0 K: 1 S: 5 H: 0 LOB: 0 BB: 0 P: 5	R: 3 E: 0 K: 0 S: 5 H: 2 LOB: 0 BB: 1 P: 9	R: 0 E: 0 K: 0 S: 3 H: 0 LOB: 0 BB: 0 P: 3	R: 0 E: 0 K: 1 S: 6 H: 1 LOB: 3 BB: 1 P: 11	R: 1 E: 0 K: 0 S: 4 H: 2 LOB: 0 BB: 0 P: 4	R: 0 E: 0 K: 1 S: 7 H: 2 LOB: 2 BB: 0 P: 7		1B: 5 2B: 2 3B: 0 HR: 3 SF: 0 SAC: 0 DP: 0 HBP: 1				WP: 1 PB: 0 SB: 0 CS: 1 PA: 38		

PITCHER	IP	WLS	BF	H	R	ER	SO	BB	IBB	HBP	BLK	WP	HR	S	P	ERA	WHIP
Vida Blue, L (1, 1) ERA: 5.63	5.0	L	23	5	6	6	4	3	0	0	0	1	1	28	40	10.80	1.600
Tom Griffin, R (6, 1) ERA: 4.03	3.0		15	5	1	1	2	1	0	1	0	0	1	17	22	3.00	2.000

PITCHER	IP	WLS	BF	H	R	ER	SO	BB	IBB	HBP	BLK	WP	HR	S	P	ERA	WHIP

BOTTOM

San Francisco Giants @ Montreal Expos

Olympic Stadium, Montreal, QB

Sun Apr 29 1979, 3:33 AM EDT

Att. 25,710 - Unknown

livebaseballscorecards.com

AB	33
R	7
H	10
RBI	7
BB	4
SO	6
LOB	16

Los Angeles Dodgers @ Montreal Expos

Olympic Stadium, Montreal, QB

Mon Apr 30 1979, 3:33 AM EDT

Att. 11,435 - Unknown

TOP

livebaseballscorecards.com

Batter	1	2	3	4	5	6	7	8	9	AB	R	H	RBI	BB	SO	LOB
Davey Lopes, R (1, 4) OBP: 0.277, SLG: 0.300	F2			6-3		P6		K		4	0	0	0	0	1	2
Bill Russell, R (1, 6) OBP: 0.327, SLG: 0.390	F8			6-3			SF7 3B		6-3	3	1	1	0	0	0	0
Ted Martinez, R (7, 6) OBP: 0.500, SLG: 0.500										1	0	0	0	0	0	0
Reggie Smith, S (1, 9) OBP: 0.342, SLG: 0.310	P6			4-3			SF7 3-H		2B 1B	2	0	0	1	0	0	0
Von Joshua, L (7, 9) OBP: 0.350, SLG: 0.500									1B	1	1	1	0	0	0	0
Steve Garvey, R (1, 3) OBP: 0.340, SLG: 0.459		F4			G5-4-3 1B		6-3		F9	4	0	1	0	0	0	1
Ron Cey, R (1, 5) OBP: 0.359, SLG: 0.377		F7			G5-4-3 1-2f		K		2B 1B 1-2	3	0	0	0	0	1	1
Derrel Thomas, S (7, 5) OBP: 0.304, SLG: 0.349										1	1	1	0	0	0	0
Dusty Baker Jr., R (1, 7) OBP: 0.389, SLG: 0.460		K			1B			P6	1B 2B 1-H 2-H	4	1	2	2	0	1	0
Gary Thomasson, L (1, 8) OBP: 0.403, SLG: 0.327			4-3		4-3			FC3-6 BB	1B 2-H	3	0	1	1	1	0	1
Steve Yeager, R (1, 2) OBP: 0.239, SLG: 0.452			F8			6-3		FC3-6 BB 1-2f	K	2	0	0	0	0	0	0
Johnny Oates, L (7, 2)										2	0	0	0	0	1	2
Doug Rau, L (1, 1) OBP: 0.250, SLG: 0.500			G3			F7		BB 1-2		0	0	0	0	0	0	0
Charlie Hough, R (2, 1)										2	0	0	0	0	0	0
Vic Davalillo, L (8, PH)										0	0	0	0	1	0	0
Lance Rautzhan, R (8, 1)										0	0	0	0	0	0	0

	AB	R	H	RBI	BB	SO	LOB
	32	4	7	4	2	4	7

Inning Stats										
	R: 0 E: 0 K: 0 S: 3	H: 0 LOB: 0 BB: 0 P: 3	R: 0 E: 0 K: 1 S: 5	H: 0 LOB: 0 BB: 0 P: 5	R: 0 E: 0 K: 0 S: 3	H: 0 LOB: 0 BB: 0 P: 3	R: 0 E: 0 K: 0 S: 3	H: 0 LOB: 0 BB: 0 P: 3	R: 0 E: 0 K: 0 S: 4	H: 2 LOB: 1 BB: 0 P: 4
	R: 0 E: 0 K: 0 S: 3	H: 0 LOB: 0 BB: 0 P: 3	R: 1 E: 0 K: 1 S: 6	H: 1 LOB: 0 BB: 0 P: 6	R: 0 E: 0 K: 1 S: 5	H: 0 LOB: 2 BB: 2 P: 13	R: 3 E: 0 K: 1 S: 9	H: 4 LOB: 1 BB: 0 P: 9	1B: 5 2B: 1 3B: 1 HR: 0	SF: 1 SAC: 0 DP: 1 HBP: 0

WP: 0 PB: 0 SB: 0 CS: 0 PA: 35

PITCHER	IP	WLS	BF	H	R	ER	SO	BB	IBB	HBP	BLK	WP	HR	S	P	ERA	WHIP
Steve Rogers, R (1, 1) ERA: 4.66	9.0	W	35	7	4	4	4	2	0	0	0	0	0	41	49	4.00	1.000

PITCHER	IP	WLS	BF	H	R	ER	SO	BB	IBB	HBP	BLK	WP	HR	S	P	ERA	WHIP

Batter	1	2	3	4	5	6	7	8	9	AB	R	H	RBI	BB	SO	LOB
Andre Dawson, R (1, 8) OBP: 0.348, SLG: 0.646 Tom Hutton, L (8, 3)	K	1-3 2-3		K		HR 1-H		BB G6-4-3		4 0	1 0	1 0	2 0	0 1	2 0	1 0
Rodney Scott, S (1, 4) OBP: 0.386, SLG: 0.338 Dave Cash, R (8, PH) (9, 4)	L6	S 1B 3-H		BB CS		F8		G6-4-3 1-2f		3 1	0 0	1 0	1 0	1 0	0 0	0 2
Warren Cromartie, L (1, 7) OBP: 0.384, SLG: 0.536	1B 2B	F7 1-2		F8 1-2		1B				4	1	2	0	0	0	2
Tony Perez, R (1, 3) OBP: 0.270, SLG: 0.386 Ken Macha, R (8, 5)	2B 1-H	K2-3			P6	K				4 0	1 0	1 0	1 0	0 0	2 0	2 0
Gary Carter, R (1, 2) OBP: 0.403, SLG: 0.683	2B 3B 2-H		K2-3		HR		5-3			4	2	2	2	0	1	0
Ellis Valentine, R (1, 9) OBP: 0.299, SLG: 0.377	3B 2B 2-H		BB HBP		F8		F8			3	1	1	1	1	0	0
Larry Parrish, R (1, 5) OBP: 0.313, SLG: 0.381 Jerry White, S (8, 8) OBP: 0.280, SLG: 0.542	2B 3-H		K		4-3		4-3			4 0	0 0	1 0	1 0	0 0	1 0	1 0
Chris Speier, R (1, 6) OBP: 0.438, SLG: 0.397	4-3		HBP 1-2			1B HR		BB 4-1		2	1	1	0	1	0	1
Steve Rogers, R (1, 1) OBP: 0.357, SLG: 0.462		2B 1-3 1B	F9			F9		4-1 1-2		4	1	1	0	0	0	4
Inning Stats	R: 4 E: 0 K: 1 S: 10 H: 5 LOB: 1 BB: 0 P: 10	R: 1 E: 0 K: 1 S: 7 H: 2 LOB: 1 BB: 0 P: 7	R: 0 E: 0 K: 2 S: 7 H: 0 LOB: 2 BB: 1 P: 12	R: 0 E: 0 K: 1 S: 4 H: 0 LOB: 0 BB: 1 P: 8	R: 1 E: 0 K: 0 S: 4 H: 1 LOB: 0 BB: 0 P: 4	R: 2 E: 0 K: 1 S: 8 H: 3 LOB: 1 BB: 0 P: 8	R: 0 E: 0 K: 0 S: 3 H: 0 LOB: 0 BB: 0 P: 3	R: 0 E: 0 K: 0 S: 2 H: 0 LOB: 1 BB: 2 P: 10		1B: 4 2B: 4 3B: 1 HR: 2	SF: 0 SAC: 0 DP: 1 HBP: 1	WP: 0 PB: 0 SB: 1 CS: 1	PA: 38			

PITCHER		IP	WLS	BF	H	R	ER	SO	BB	IBB	HBP	BLK	WP	HR	S	P	ERA	WHIP
Doug Rau, L ERA: 10.47	(1, 1)	1.1	L	11	7	5	5	1	0	0	0	0	0	0	13	13	33.75	5.250
Charlie Hough, R ERA: 5.7	(2, 1)	5.2		23	4	3	3	5	2	0	1	0	0	2	30	39	4.76	1.059
Lance Rautzhan, L ERA: 7.0	(8, 1)	1.0		4	0	0	0	0	2	0	0	0	0	0	2	10	0.00	2.000

PITCHER	IP	WLS	BF	H	R	ER	SO	BB	IBB	HBP	BLK	WP	HR	S	P	ERA	WHIP

BOTTOM

Los Angeles Dodgers @ Montreal Expos

Olympic Stadium, Montreal, QB

Mon Apr 30 1979, 3:33 AM EDT

Att. 11,435 - Unknown

livebaseballscorecards.com

AB	33
R	8
H	11
RBI	8
BB	4
SO	6
LOB	13

Batter	1	2	3	4	5	6	7	8	9	AB	R	H	RBI	BB	SO	LOB
Davey Lopes, R (1, 4) OBP: 0.284, SLG: 0.327	1B 3B		6-3		FC4-6 1-2f		1-2 1B			4	1	2	0	0	0	1
Bill Russell, R (1, 6) OBP: 0.333, SLG: 0.394	CS 1B 3-H		1B		6-3		K			4	0	2	1	0	1	3
Reggie Smith, S (1, 9) OBP: 0.310, SLG: 0.273 Derrel Thomas, S (8, 8) OBP: 0.304, SLG: 0.349	F8 1-2		5-3			G3		6-3		4 0	0 0	0 0	0 0	0 0	0 0	2 0
Steve Garvey, R (1, 3) OBP: 0.327, SLG: 0.441	F7			1-3		P6		5-3		4	0	0	0	0	0	0
Ron Cey, R (1, 5) OBP: 0.365, SLG: 0.420		1B		HR		K		5-3		4	1	2	1	0	1	0
Dusty Baker Jr., R (1, 7) OBP: 0.374, SLG: 0.440		K		F7			5-3		5-3	4	0	0	0	0	1	1
Gary Thomasson, L (1, 8) OBP: 0.380, SLG: 0.305 (8, 9)		L7		4-3			3-1		K	4	0	0	0	0	1	1
Joe Ferguson, R (1, 2) OBP: 0.358, SLG: 0.377		F7			FC4-6 1B		HR		BB	3	1	2	1	1	0	1
Bob Welch, R (1, 1) OBP: 0.222, SLG: 0.125 Manny Mota, R (7, PH) OBP: 0.667, SLG: 0.600 Ted Martinez, R (7, PR) OBP: 0.500, SLG: 0.500 Jerry Reuss, L (7, 1) Von Joshua, L (9, PH) OBP: 0.333, SLG: 0.476			F2		F9		1B 1B		4-3	2 1 0 0 1	0 0 0 0 0	0 1 0 0 0	0 0 0 0 0	0 0 0 0 0	0 0 0 0 0	1 0 0 0 1
Inning Stats	R: 1 E: 0 K: 0 S: 4 H: 2 LOB: 0 BB: 0 P: 4	R: 0 E: 0 K: 1 S: 6 H: 1 LOB: 1 BB: 0 P: 6	R: 0 E: 0 K: 0 S: 4 H: 1 LOB: 1 BB: 0 P: 4	R: 1 E: 0 K: 0 S: 4 H: 1 LOB: 0 BB: 0 P: 4	R: 0 E: 0 K: 0 S: 4 H: 1 LOB: 1 BB: 0 P: 4	R: 0 E: 0 K: 1 S: 5 H: 0 LOB: 0 BB: 0 P: 5	R: 1 E: 0 K: 1 S: 8 H: 3 LOB: 2 BB: 0 P: 8	R: 0 E: 0 K: 0 S: 3 H: 0 LOB: 0 BB: 0 P: 3	R: 0 E: 0 K: 1 S: 5 H: 0 LOB: 1 BB: 1 P: 9	1B: 6 2B: 0 3B: 1 HR: 2 SF: 0 SAC: 0 DP: 0 HBP: 0						

PITCHER		IP	WLS	BF	H	R	ER	SO	BB	IBB	HBP	BLK	WP	HR	S	P	ERA	WHIP
Bill Lee, L ERA: 3.0	(1, 1)	6.2	W	28	9	3	3	2	0	0	0	0	0	2	32	32	4.05	1.350
Elias Sosa, R ERA: 1.45	(7, 1)	2.1	S	8	0	0	0	2	1	0	0	0	0	0	11	15	0.00	0.429

PITCHER		IP	WLS	BF	H	R	ER	SO	BB	IBB	HBP	BLK	WP	HR	S	P	ERA	WHIP

Los Angeles Dodgers @ Montreal Expos

Olympic Stadium, Montreal, QB

Tue May 01 1979, 3:33 AM EDT

Att. 11,621 - Unknown

TOP

livebaseballscorecards.com

AB	35
R	3
H	9
RBI	3
BB	1
SO	4
LOB	11

WP: 0	PB: 0	SB: 0	CS: 1	PA: 36					

Batter	1	2	3	4	5	6	7	8	9	AB	R	H	RBI	BB	SO	LOB
Andre Dawson, R (1, 8) OBP: 0.362, SLG: 0.655	6-3		CS 1B		1B 2B		FC1-6 1B	1-3		5	1	3	0	0	0	0
Rodney Scott, S (1, 4) OBP: 0.380, SLG: 0.333	1-3		K 1-2		1B 2-H 1B		FC1-6 BB 1-2f 1B			4	2	1	1	0	1	2
Warren Cromartie, L (1, 7) OBP: 0.400, SLG: 0.540	1B 2B 1B		4-3		2-H 1B		BBBB 1B 1-2 FC5-2 BB			3	1	2	1	1	0	0
Tony Perez, R (1, 3) OBP: 0.295, SLG: 0.397	2B 1-2 E 1B			BBBB BB BB	F9		E 1-3 2-H 1B			3	2	2	1	1	0	1
Gary Carter, R (1, 2) OBP: 0.408, SLG: 0.682	E6 1-H 2-H 2B			BBBB 1-2 BB	F8		FC5-2 1-3 3-H 1B			3	1	1	1	1	0	3
Ellis Valentine, R (1, 9) OBP: 0.296, SLG: 0.369	K			F7	P4		2-H 3-H 1B			4	0	1	2	0	1	3
Larry Parrish, R (1, 5) OBP: 0.310, SLG: 0.388		K		P5	FC1-6-5-6 2B		K			4	0	1	0	0	2	3
Chris Speier, R (1, 6) OBP: 0.416, SLG: 0.371		K		F7	FC1-6-5-6 2-3			K		4	0	0	0	0	2	3
Bill Lee, L (1, 1) OBP: 0.083, SLG: 0.083 Elias Sosa, R (7, 1)		F8			F9		K	K		3 1	0 0	0 0	0 0	0 0	1 1	1 0
Inning Stats	R: 2 E: 1 K: 1 S: 8 H: 3 LOB: 1 BB: 0 P: 8	R: 0 E: 0 K: 2 S: 7 H: 0 LOB: 0 BB: 0 P: 7	R: 0 E: 0 K: 1 S: 5 H: 1 LOB: 0 BB: 0 P: 5	R: 0 E: 0 K: 0 S: 3 H: 0 LOB: 2 BB: 2 P: 11	R: 2 E: 0 K: 0 S: 6 H: 3 LOB: 1 BB: 0 P: 6	R: 0 E: 0 K: 1 S: 6 H: 1 LOB: 1 BB: 0 P: 6	R: 3 E: 1 K: 1 S: 8 H: 3 LOB: 1 BB: 1 P: 12	R: 0 E: 0 K: 2 S: 7 H: 0 LOB: 0 BB: 0 P: 7		1B: 8 2B: 4 3B: 0 HR: 0 SF: 0 SAC: 0 DP: 1 HBP: 0						

BOTTOM

Los Angeles Dodgers @ Montreal Expos

Olympic Stadium, Montreal, QB

Tue May 01 1979, 3:33 AM EDT

Att. 11,621 - Unknown

livebaseballscorecards.com

AB	34
R	7
H	11
RBI	6
BB	3
SO	8
LOB	16

PITCHER		IP	WLS	BF	H	R	ER	SO	BB	IBB	HBP	BLK	WP	HR	S	P	ERA	WHIP
Bob Welch, R ERA: 2.9	(1, 1)	6.0	L	27	8	4	3	5	2	0	0	0	0	0	35	43	4.50	1.667
Jerry Reuss, L ERA: 4.2	(7, 1)	2.0		10	3	3	2	3	1	0	0	0	0	0	15	19	9.00	2.000

PITCHER	IP	WLS	BF	H	R	ER	SO	BB	IBB	HBP	BLK	WP	HR	S	P	ERA	WHIP

Montreal Expos @ San Diego Padres

San Diego Stadium, San Diego, CA

Thu May 03 1979, 10:05 PM EDT

Att. 10,467 - Unknown

TOP

livebaseballscorecards.com

Batter	1	2	3	4	5	6	7	8	9	AB	R	H	RBI	BB	SO	LOB
Andre Dawson, R (1, 8) OBP: 0.364, SLG: 0.641	5-3		4-3 1B		E3 1B		5-3		K	5	0	2	0	0	1	1
Rodney Scott, S (1, 4) OBP: 0.371, SLG: 0.325	1-3		4-3 1-2		F7		1B		K	5	0	1	0	0	1	3
Warren Cromartie, L (1, 7) OBP: 0.394, SLG: 0.522	BB		4-3		E3 E 1B 1B 1-3		B5			3	1	0	0	1	0	3
Tony Perez, R (1, 3) OBP: 0.305, SLG: 0.416	5-3			2B 2B	E8 1B 1-3 1B		F9			4	1	2	0	0	0	2
Gary Carter, R (1, 2) OBP: 0.400, SLG: 0.657		L4		F9	FC5-4 1-2 3-H 1B			6-3		4	0	1	1	0	0	1
Ellis Valentine, R (1, 9) OBP: 0.307, SLG: 0.391		1B 1B		FC4-6 2-H 2B	FC5-4 1-2f			6-3		4	0	2	1	0	0	2
Rudy May, L (8, 1)										0	0	0	0	0	0	0
Larry Parrish, R (1, 5) OBP: 0.320, SLG: 0.386		G6-4-3 1-2 1B		BB FC4-6		F8		F9		3	0	1	0	1	0	0
Chris Speier, R (1, 6) OBP: 0.407, SLG: 0.379		G6-4-3 1-2f		FC4-6 1-2f 2-3		5-3			2B	4	0	1	0	0	0	4
Scott Sanderson, R (1, 1) OBP: 0.111, SLG: 0.111			4-3	K		K			F5	3	0	0	0	0	2	2
David Palmer, R (6, 1)										0	0	0	0	0	0	0
Jerry White, S (8, 9) OBP: 0.269, SLG: 0.520										1	0	0	0	0	0	1

	AB	36
	R	2
	H	10
	RBI	2
	BB	2
	SO	4
	LOB	19

Inning Stats	1	2	3	4	5	6	7	8	9
	R: 0 H: 0 E: 0 LOB: 1 K: 0 BB: 1 S: 3 P: 7	R: 0 H: 2 E: 0 LOB: 1 K: 0 BB: 0 S: 4 P: 4	R: 0 H: 1 E: 0 LOB: 1 K: 0 BB: 0 S: 4 P: 4	R: 1 H: 2 E: 0 LOB: 2 K: 1 BB: 1 S: 7 P: 11	R: 1 H: 3 E: 2 LOB: 2 K: 0 BB: 0 S: 6 P: 6	R: 0 H: 0 E: 0 LOB: 0 K: 1 BB: 0 S: 5 P: 5	R: 0 H: 1 E: 0 LOB: 1 K: 0 BB: 0 S: 4 P: 4	R: 0 H: 0 E: 0 LOB: 0 K: 0 BB: 0 S: 3 P: 3	R: 0 H: 1 E: 0 LOB: 1 K: 2 BB: 0 S: 8 P: 8

1B: 7 SF: 0
2B: 3 SAC: 0
3B: 0 DP: 1
HR: 0 HBP: 0

WP: 0 PA: 38
PB: 0
SB: 0
CS: 0

PITCHER	IP	WLS	BF	H	R	ER	SO	BB	IBB	HBP	BLK	WP	HR	S	P	ERA	WHIP
Randy Jones, L (1, 1) ERA: 4.5	6.0	W	27	8	2	1	2	2	0	0	0	0	0	29	37	1.50	1.667
Rollie Fingers, R (7, 1) ERA: 3.52	3.0	S	11	2	0	0	2	0	0	0	0	0	0	15	15	0.00	0.667

PITCHER	IP	WLS	BF	H	R	ER	SO	BB	IBB	HBP	BLK	WP	HR	S	P	ERA	WHIP

BOTTOM

Montreal Expos @ San Diego Padres

San Diego Stadium, San Diego, CA

Thu May 03 1979, 10:05 PM EDT

Att. 10,467 - Unknown

Batter	1	2	3	4	5	6	7	8	9	AB	R	H	RBI	BB	SO	LOB
Gene Richards, L (1, 8) OBP: 0.307, SLG: 0.344	F7		1B		4-3	2-H 1B		F8 1-2		4	0	2	1	0	0	0
Rollie Fingers, R (7, 1) OBP: 0.167, SLG: 0.167										1	0	0	0	0	0	1
Ozzie Smith, S (1, 6) OBP: 0.245, SLG: 0.206	F9		1-3 1B			F6 6-3		FC4-6 2-H 1B		5	0	2	1	0	0	2
Jerry Turner, L (1, 7) OBP: 0.368, SLG: 0.418	1-3		6-3			HR	HR 1B	FC4-6 FC6-4 1-2f		5	2	2	1	0	0	3
Dave Winfield, R (1, 9) OBP: 0.438, SLG: 0.663		F5		HR		BBBB 4-0 S 1B BB	SSS 0-3 K	FC6-4 1-2f		4	2	1	1	1	1	2
Mike Hargrove, L (1, 3) OBP: 0.388, SLG: 0.284		1B		F3		1B 1B 1-H FC6-4 1B	1-H HR			3	0	2	1	0	0	0
Dan Briggs, L (6, PR) OBP: 0.250, SLG: 0.370 (7, 8)										1	2	1	2	0	0	0
Gene Tenace, R (1, 2) OBP: 0.398, SLG: 0.448		F9		SSS 0-3 K		1B 1-2 E 1B	5-3			4	1	1	0	0	1	1
Fred Kendall, R (8, 2) OBP: 0.286, SLG: 0.167										0	0	0	0	0	0	0
Barry Evans, R (1, 5) OBP: 0.237, SLG: 0.250		F7		F4		FC6-4 1-2 2-3 1B	1B			4	0	2	0	0	0	1
Fernando Gonzalez, R (1, 4) OBP: 0.349, SLG: 0.475			4-3		F4	FC6-4 1-2f 2-H 3-H 1B	F8			4	1	0	1	0	0	2
Randy Jones, R (1, 1) OBP: 0.133, SLG: 0.133			SSS 0-3 K		F9	2-H 1B 1B		BBBB 4-0 E 1B BB		2	0	0	0	0	1	0
Kurt Bevacqua, R (6, PH) OBP: 0.609, SLG: 0.625										1	1	1	1	0	0	0
Broderick Perkins, L (7, 3) OBP: 0.391, SLG: 0.333										0	1	0	0	1	0	0
Inning Stats	R: 0 E: 0 K: 0 S: 3 H: 0 LOB: 0 BB: 0 P: 3	R: 0 E: 0 K: 0 S: 4 H: 1 LOB: 1 BB: 0 P: 4	R: 0 E: 0 K: 1 S: 7 H: 2 LOB: 2 BB: 0 P: 7	R: 1 E: 0 K: 1 S: 6 H: 1 LOB: 0 BB: 0 P: 6	R: 0 E: 0 K: 0 S: 3 H: 0 LOB: 0 BB: 0 P: 3	R: 6 E: 1 K: 0 S: 9 H: 6 LOB: 2 BB: 1 P: 13	R: 2 E: 0 K: 1 S: 8 H: 3 LOB: 1 BB: 0 P: 8	R: 1 E: 1 K: 0 S: 4 H: 1 LOB: 1 BB: 1 P: 8		1B: 11 2B: 0 3B: 0 HR: 3 SF: 0 SAC: 0 DP: 0 HBP: 0						

livebaseballscorecards.com

AB	38
R	10
H	14
RBI	9
BB	2
SO	3
LOB	12

WP: 0 PB: 0 SB: 1 CS: 0 PA: 40

PITCHER		IP	WLS	BF	H	R	ER	SO	BB	IBB	HBP	BLK	WP	HR	S	P	ERA	WHIP
Scott Sanderson, R ERA: 4.6	(1, 1)	5.1	L	24	7	5	5	2	1	0	0	0	0	2	27	31	8.44	1.500
David Palmer, R ERA: 5.73	(6, 1)	1.2		11	6	4	4	1	0	0	0	0	0	1	13	13	21.60	3.600
Rudy May, L ERA: 2.25	(8, 1)	1.0		5	1	1	0	0	1	0	0	0	0	0	4	8	0.00	2.000

PITCHER	IP	WLS	BF	H	R	ER	SO	BB	IBB	HBP	BLK	WP	HR	S	P	ERA	WHIP

Batter	1	2	3	4	5	6	7	8	9	AB	R	H	RBI	BB	SO	LOB
Andre Dawson, R (1, 8) OBP: 0.359, SLG: 0.656	HR	5-3	F7		G6-4-3 1-2f			F8		4	1	1	1	0	0	2
Jerry White, S (6, 8) OBP: 0.259, SLG: 0.500										1	0	0	0	0	0	0
Rodney Scott, S (1, 4) OBP: 0.366, SLG: 0.314	BB 1B BB	K	6-3		1-3			1B		3	1	0	0	1	1	0
Dave Cash, R (6, 4) OBP: 0.400, SLG: 0.250										1	0	1	0	0	0	0
Warren Cromartie, L (1, 7) OBP: 0.404, SLG: 0.521	1B HR 1-2 BB	1B FC5-4 1B		5-3		G5-4-3 1B		F5		4	2	2	0	1	0	1
Tony Perez, R (1, 3) OBP: 0.314, SLG: 0.420	HR 1-3 2-H 1B	FC5-4 1-3 1B		F4		G5-4-3 1-2f			4-3	4	1	2	1	0	0	1
Ken Macha, R (6, 3)										1	0	0	0	0	0	0
Gary Carter, R (1, 2) OBP: 0.400, SLG: 0.680	HR 1-H 3-H	FC5-4 1B 2B 1-2f 3-H		4-3		F6			1B	5	2	2	4	0	0	1
Ellis Valentine, R (1, 9) OBP: 0.316, SLG: 0.397	F9	2B 1-3 1B			2B 1B		F8		F8	4	2	2	0	0	0	0
Tom Hutton, L (7, 9)										1	0	0	0	0	0	1
Larry Parrish, R (1, 5) OBP: 0.338, SLG: 0.419	1B SH1-3 HBP	1-H 3-H 2B			2B 1-H 2B		6-3		F9	4	2	2	3	0	0	1
Chris Speier, R (1, 6) OBP: 0.417, SLG: 0.406	SH1-3 1-3 1B	5-3			1B 3-H 2B		F9			3	1	2	1	0	0	1
Jim Mason, L (6, 6) OBP: 0.250, SLG: 0.250										1	0	0	0	0	0	0
Ross Grimsley, L (1, 1) OBP: 0.083, SLG: 0.083	SH1-3 1-2 3-H		6-3		G6-4-3 2-H 1B			K		3	0	1	2	0	1	0
Inning Stats	R: 6 E: 0 K: 0 S: 7 H: 4 LOB: 1 BB: 2 P: 16	R: 3 E: 0 K: 1 S: 9 H: 4 LOB: 1 BB: 0 P: 9	R: 0 E: 0 K: 0 S: 3 H: 0 LOB: 0 BB: 0 P: 3	R: 0 E: 0 K: 0 S: 3 H: 0 LOB: 0 BB: 0 P: 3	R: 3 E: 0 K: 0 S: 6 H: 4 LOB: 0 BB: 0 P: 6	R: 0 E: 0 K: 0 S: 3 H: 1 LOB: 0 BB: 0 P: 3	R: 0 E: 0 K: 0 S: 3 H: 0 LOB: 0 BB: 0 P: 3	R: 0 E: 0 K: 1 S: 6 H: 1 LOB: 1 BB: 0 P: 6	R: 0 E: 0 K: 0 S: 4 H: 1 LOB: 1 BB: 0 P: 4	1B: 10 2B: 3 3B: 0 HR: 2 SF: 0 SAC: 1 DP: 2 HBP: 1						

PITCHER		IP	WLS	BF	H	R	ER	SO	BB	IBB	HBP	BLK	WP	HR	S	P	ERA	WHIP
John D'Acquisto, R ERA: 7.71	(1, 1)	0.0	L	5	3	5	5	0	2	0	0	0	0	2	3	11	∞	∞
Mark Lee, R ERA: 9.0	(1, 1)	1.2		10	4	4	4	1	0	0	1	0	0	0	11	12	21.60	2.400
Mickey Lolich, L ERA: 4.96	(2, 1)	2.1		12	5	3	3	0	0	0	0	0	0	0	12	12	11.57	2.143
Bob Shirley, L ERA: 5.7	(5, 1)	5.0		16	3	0	0	1	0	0	0	0	0	0	18	18	0.00	0.600

PITCHER	IP	WLS	BF	H	R	ER	SO	BB	IBB	HBP	BLK	WP	HR	S	P	ERA	WHIP

Montreal Expos @ San Diego Padres

San Diego Stadium, San Diego, CA

Fri May 04 1979, 10:05 PM EDT

Att. 20,309 - Unknown

TOP

livebaseballscorecards.com

AB	39
R	12
H	15
RBI	12
BB	2
SO	2
LOB	8

WP: 0 PB: 0 SB: 0 CS: 0 PA: 43

Montreal Expos @ San Diego Padres

San Diego Stadium, San Diego, CA

Fri May 04 1979, 10:05 PM EDT

Att. 20,309 - Unknown

livebaseballscorecards.com

BOTTOM

Batter	1	2	3	4	5	6	7	8	9	AB	R	H	RBI	BB	SO	LOB
Gene Richards, L (1, 8) OBP: 0.298, SLG: 0.333	F8		1-3			4-3		1B		3	0	0	0	0	0	1
Don Reynolds, R (7, 8) OBP: 0.333, SLG: 0.667										1	0	1	0	0	0	0
Ozzie Smith, S (1, 6) OBP: 0.236, SLG: 0.198	4-3			L4		5-3		4-3		4	0	0	0	0	0	1
Jerry Turner, L (1, 7) OBP: 0.364, SLG: 0.412	L3			FC6-4 BB 1B		G3			F9	4	0	1	0	0	0	0
Dave Winfield, R (1, 9) OBP: 0.440, SLG: 0.683		F4		BBBB 4-0 FC6-4 1-2 BB			HR		6-3	3	1	1	1	1	0	0
Gene Tenace, R (1, 2) OBP: 0.389, SLG: 0.435		F8		FC6-4 1-2f 2-3			6-3		F3	2	0	0	0	0	0	2
Fred Kendall, R (6, 2) OBP: 0.222, SLG: 0.125										2	0	0	0	0	0	0
Mike Hargrove, L (1, 3) OBP: 0.379, SLG: 0.275		F8		F9			F6			2	0	0	0	0	0	2
Barry Evans, R (1, 5) OBP: 0.229, SLG: 0.242			4-3		F8		F8			3	0	0	0	0	0	0
Fernando Gonzalez, R (1, 4) OBP: 0.352, SLG: 0.469			BBBB 4-0 BB		L5			F7		1	0	0	0	1	0	0
Bill Almon, R (6, 4) OBP: 0.353, SLG: 0.412										1	0	0	0	0	0	0
John D'Acquisto, R (1, 1) OBP: 0.143, SLG: 0.286			SSS 0-3 K		G3			G3		0	0	0	0	0	0	0
Mark Lee, R (1, 1)										0	0	0	0	0	0	0
Mickey Lolich, S (2, 1)										1	0	0	0	0	1	1
Bob Shirley, R (5, 1)										1	0	0	0	0	0	0
Broderick Perkins, L (5, 3) OBP: 0.360, SLG: 0.304										2	0	0	0	0	0	0

Inning Stats	1	2	3	4	5	6	7	8	9
	R: 0 E: 0 K: 0 S: 3	H: 0 LOB: 0 BB: 0 P: 3	R: 0 E: 0 K: 0 S: 3	H: 0 LOB: 0 BB: 0 P: 3	R: 0 E: 0 K: 1 S: 5	H: 0 LOB: 1 BB: 1 P: 9	R: 0 E: 0 K: 0 S: 4	H: 1 LOB: 2 BB: 1 P: 8	R: 0 E: 0 K: 0 S: 3	H: 0 LOB: 0 BB: 0 P: 3	R: 0 E: 0 K: 0 S: 3	H: 0 LOB: 0 BB: 0 P: 3	R: 1 E: 0 K: 0 S: 4	H: 1 LOB: 0 BB: 0 P: 4	R: 0 E: 0 K: 0 S: 4	H: 1 LOB: 1 BB: 0 P: 4	R: 0 E: 0 K: 0 S: 3	H: 0 LOB: 0 BB: 0 P: 3

1B: 2	SF: 0	WP: 0
2B: 0	SAC: 0	PB: 0
3B: 0	DP: 0	SB: 0
HR: 1	HBP: 0	CS: 0

PA: 32

AB	30
R	1
H	3
RBI	1
BB	2
SO	1
LOB	7

PITCHER	IP	WLS	BF	H	R	ER	SO	BB	IBB	HBP	BLK	WP	HR	S	P	ERA	WHIP
Ross Grimsley, L (1, 1) ERA: 3.19	9.0	W	32	3	1	1	1	2	0	0	0	0	1	32	40	1.00	0.556

PITCHER	IP	WLS	BF	H	R	ER	SO	BB	IBB	HBP	BLK	WP	HR	S	P	ERA	WHIP

Batter	1	2	3	4	5	6	7	8	9	AB	R	H	RBI	BB	SO	LOB
Andre Dawson, R (1, 8) OBP: 0.383, SLG: 0.704	0-0 2B		4-0 S BB		0-0 1-H HR		4-0 S BB			2	1	2	2	2	0	0
Rodney Scott, S (1, 4) OBP: 0.352, SLG: 0.300	0-3 ① K		0-0 ② F7 1-2		0-0 ② F8		0-3 ③ K 1-2			4	0	0	0	0	2	3
Warren Cromartie, L (1, 7) OBP: 0.398, SLG: 0.520	0-0 ② 4-3		0-0 ③ F7		0-0 ③ 4-3			0-0 9-5 2B		4	0	1	0	0	0	2
Tony Perez, R (1, 3) OBP: 0.300, SLG: 0.400	0-0 ③ 6-3			0-3 ① K		0-0 ① 6-3		0-0 ①② 9-5 2-3f		4	0	0	0	0	1	2
Gary Carter, R (1, 2) OBP: 0.404, SLG: 0.679		0-0 ① 6-3		4-0 G5-4-3 BB		0-0 F9 2B		0-3 ③ K		3	0	1	0	1	1	0
Ellis Valentine, R (1, 9) OBP: 0.313, SLG: 0.390		0-0 ② 4-3		0-0 ②③ G5-4-3 1-2f		0-0 ② F9 2-3			0-0 FC3-6 1B	4	0	1	0	0	0	2
Larry Parrish, R (1, 5) OBP: 0.333, SLG: 0.403		4-0 BB			0-0 ① F9	0-3 ③ K			0-0 ① FC3-6 1-2f	3	0	0	0	1	1	2
Chris Speier, R (1, 6) OBP: 0.409, SLG: 0.438		0-0 ③ F8			0-0 HR		0-3 K G4-6-3		0-0 ② F4	4	1	1	1	0	1	2
Steve Rogers, R (1, 1) OBP: 0.375, SLG: 0.467			0-3 ① K		0-0 WP HR 1B		0-0 ①② G4-6-3 1-2f		0-3 ③ K	2	1	1	0	0	1	0
Tom Hutton, L (7, PH)										1	0	0	0	0	0	1
Woodie Fryman, R (7, 1)										0	0	0	0	0	0	0
Elias Sosa, R (7, 1)										0	0	0	0	0	0	0
Tony Solaita, L (9, PH) OBP: 0.417, SLG: 0.500										1	0	0	0	0	1	1
Inning Stats	R: 0 E: 0 K: 1 S: 6 H: 1 LOB: 1 BB: 0 P: 6	R: 0 E: 0 K: 0 S: 3 H: 0 LOB: 1 BB: 1 P: 7	R: 0 E: 0 K: 1 S: 5 H: 0 LOB: 1 BB: 1 P: 9	R: 0 E: 0 K: 1 S: 4 H: 0 LOB: 0 BB: 1 P: 8	R: 3 E: 0 K: 0 S: 6 H: 3 LOB: 0 BB: 0 P: 6	R: 0 E: 0 K: 1 S: 6 H: 1 LOB: 1 BB: 0 P: 6	R: 0 E: 0 K: 2 S: 7 H: 0 LOB: 1 BB: 1 P: 11	R: 0 E: 0 K: 1 S: 5 H: 1 LOB: 0 BB: 0 P: 5	R: 0 E: 0 K: 1 S: 6 H: 1 LOB: 1 BB: 0 P: 6	1B: 2 2B: 4 3B: 0 HR: 2 SF: 0 SAC: 0 DP: 3 HBP: 0						

PITCHER		IP	WLS	BF	H	R	ER	SO	BB	IBB	HBP	BLK	WP	HR	S	P	ERA	WHIP
Steve Mura, R ERA: 2.96	(1, 1)	7.0	W	29	5	3	3	6	4	0	0	0	1	2	37	53	3.86	1.286
Rollie Fingers, R ERA: 3.24	(8, 1)	2.0	S	7	2	0	0	2	0	0	0	0	0	0	11	11	0.00	1.000

PITCHER		IP	WLS	BF	H	R	ER	SO	BB	IBB	HBP	BLK	WP	HR	S	P	ERA	WHIP

TOP

Montreal Expos @ San Diego Padres

San Diego Stadium, San Diego, CA

Sat May 05 1979, 10:05 PM EDT

Att. 45,500 - Unknown

livebaseballscorecards.com

AB	32
R	3
H	7
RBI	3
BB	4
SO	8
LOB	15

PA: 36	WP: 1 PB: 1 SB: 2 CS: 0																	

Montreal Expos @ San Diego Padres

San Diego Stadium, San Diego, CA

Sat May 05 1979, 10:05 PM EDT

Att. 45,500 - Unknown

BOTTOM

livebaseballscorecards.com

Batter	1	2	3	4	5	6	7	8	9	AB	R	H	RBI	BB	SO	LOB
Gene Richards, L (1, 8) OBP: 0.287, SLG: 0.320	E4 6-3 S HR	6-3		3-4			FC1-6 FC6-4 1-2f			4	1	0	0	0	0	3
Rollie Fingers, R (8, 1) OBP: 0.167, SLG: 0.167										0	0	0	0	0	0	0
Ozzie Smith, S (1, 6) OBP: 0.228, SLG: 0.190	F7 1-2	1-3		4-3			FC6-4 1B 1-2f			4	1	0	0	0	0	4
Jerry Turner, L (1, 7) OBP: 0.360, SLG: 0.406	6-3 2-3		F7		F7		HR 1B 2-H			4	1	1	1	0	0	1
Dave Winfield, R (1, 9) OBP: 0.450, SLG: 0.741	HR 3-H		1B		6-3		HR 2-H			4	2	3	4	0	0	0
Mike Hargrove, L (1, 3) OBP: 0.374, SLG: 0.264	BB 1B 1B		L9		4-3		F6			3	1	0	0	1	0	1
Gene Tenace, R (1, 2) OBP: 0.383, SLG: 0.425	1B 1-2 1B		F7			F8	F7			4	0	1	0	0	0	1
Barry Evans, R (1, 5) OBP: 0.250, SLG: 0.255	1-3 2-H 1B			BB SH1-4 1B		6-3	CS 1B			3	0	2	1	1	0	0
Fernando Gonzalez, R (1, 4) OBP: 0.348, SLG: 0.459	F4			SH1-4 1-2 1B		F9	6-3 1-2			4	0	1	0	0	0	3
Steve Mura, R (1, 1) Don Reynolds, R (7, PH) OBP: 0.429, SLG: 0.667 Dan Briggs, L (8, 8) OBP: 0.250, SLG: 0.370		K		SH1-4 1-2 2-3			BB FC1-6			1	0	0	0	0	1	0
										0	0	0	0	1	0	0
										0	0	0	0	0	0	0
Inning Stats	R: 3 E: 1 K: 0 S: 7 H: 3 LOB: 2 BB: 1 P: 11	R: 0 E: 0 K: 1 S: 5 H: 0 LOB: 0 BB: 0 P: 5	R: 0 E: 0 K: 0 S: 4 H: 1 LOB: 1 BB: 0 P: 4	R: 0 E: 0 K: 0 S: 4 H: 1 LOB: 2 BB: 1 P: 8	R: 0 E: 0 K: 0 S: 3 H: 0 LOB: 0 BB: 0 P: 3	R: 0 E: 0 K: 0 S: 3 H: 0 LOB: 0 BB: 0 P: 3	R: 3 E: 1 K: 0 S: 5 H: 2 LOB: 0 BB: 1 P: 9	R: 0 E: 0 K: 0 S: 3 H: 1 LOB: 0 BB: 0 P: 3		1B: 6 2B: 0 3B: 0 HR: 2 SF: 0 SAC: 1 DP: 0 HBP: 0						

	AB	31
	R	6
	H	8
	RBI	6
	BB	3
	SO	1
	LOB	13

WP: 0 PA: 35
PB: 0
SB: 1
CS: 1

PITCHER		IP	WLS	BF	H	R	ER	SO	BB	IBB	HBP	BLK	WP	HR	S	P	ERA	WHIP
Steve Rogers, R ERA: 4.03	(1, 1)	6.0		26	5	3	0	1	2	0	0	0	0	1	26	34	0.00	1.167
Woodie Fryman, L ERA: 3.27	(7, 1)	0.2	L	4	1	2	2	0	1	0	0	0	0	0	3	7	27.00	3.000
Elias Sosa, R ERA: 1.8	(7, 1)	1.1		5	2	1	1	0	0	0	0	0	0	1	5	5	6.75	1.500

PITCHER	IP	WLS	BF	H	R	ER	SO	BB	IBB	HBP	BLK	WP	HR	S	P	ERA	WHIP

Montreal Expos @ San Diego Padres

San Diego Stadium, San Diego, CA

Sun May 06 1979, 6:33 AM EDT

Att. 21,034 - Unknown

TOP

livebaseballscorecards.com

Batter	1	2	3	4	5	6	7	8	9	AB	R	H	RBI	BB	SO	LOB
Andre Dawson, R (1, 8) OBP: 0.384, SLG: 0.689	K		1B		1B, SH1-4 1-2 HR 1B	5-3			F6	5	1	2	0	0	1	0
Rodney Scott, S (1, 4) OBP: 0.349, SLG: 0.298	1-3		1-2 2-3 1B		SH1-4 1-2 2-3	6-3			K	4	0	1	0	0	1	0
Warren Cromartie, L (1, 7) OBP: 0.389, SLG: 0.500	K		G5-2-3 3-Hf		1B HR IBB	F3			L9	4	1	0	0	1	1	3
Tony Perez, R (1, 3) OBP: 0.309, SLG: 0.404		E 1B 6-3 1B		F7	HR 1-2 2-3 3-H 1B		F9			4	2	2	1	0	0	0
Gary Carter, R (1, 2) OBP: 0.419, SLG: 0.720		E3 6-3 1-3 CS 1B		G3 1B 1B	1-H 2-H 3-H HR		F4			4	2	3	4	0	0	0
Ellis Valentine, R (1, 9) OBP: 0.299, SLG: 0.370		6-3 2-3 3-H		G3 1-2	F8		F8			4	0	0	1	0	0	2
Larry Parrish, R (1, 5) OBP: 0.341, SLG: 0.420		F9 3-H		S 2-H 1B	2B			6-3		4	0	2	1	0	0	1
Chris Speier, R (1, 6) OBP: 0.413, SLG: 0.434			1B 5-3 G5-2-3 1B	K 1-2	IBB			6-3		3	0	1	0	1	1	1
Bill Lee, L (1, 1) OBP: 0.133, SLG: 0.133			5-3 1-2		SH1-4 1B 1B K2-3			K		3	1	1	0	0	1	3
Stan Bahnsen, R (7, 1)										1	0	0	0	0	1	0
Woodie Fryman, R (9, 1)										0	0	0	0	0	0	0
Inning Stats	R: 0 E: 0 K: 2 S: 7 H: 0 LOB: 0 BB: 0 P: 7	R: 1 E: 1 K: 0 S: 4 H: 2 LOB: 0 BB: 0 P: 4	R: 0 E: 0 K: 0 S: 5 H: 3 LOB: 2 BB: 0 P: 5	R: 1 E: 0 K: 1 S: 7 H: 2 LOB: 1 BB: 0 P: 7	R: 5 E: 0 K: 1 S: 10 H: 5 LOB: 2 BB: 2 P: 18	R: 0 E: 0 K: 0 S: 3 H: 0 LOB: 0 BB: 0 P: 3	R: 0 E: 0 K: 0 S: 3 H: 0 LOB: 0 BB: 0 P: 3	R: 0 E: 0 K: 1 S: 5 H: 0 LOB: 0 BB: 0 P: 5	R: 0 E: 0 K: 1 S: 5 H: 0 LOB: 0 BB: 0 P: 5	1B: 10 2B: 1 3B: 0 HR: 1 SF: 0 SAC: 1 DP: 1 HBP: 0						

	AB	36
	R	7
	H	12
	RBI	7
	BB	2
	SO	6
	LOB	10

WP: 0 PB: 0 SB: 1 CS: 1 PA: 39

PITCHER		IP	WLS	BF	H	R	ER	SO	BB	IBB	HBP	BLK	WP	HR	S	P	ERA	WHIP
Gaylord Perry, R ERA: 3.98	(1, 1)	5.0	L	27	12	7	6	4	0	2	0	0	0	1	33	41	10.80	2.400
Eric Rasmussen, R ERA: 4.97	(6, 1)	2.0		6	0	0	0	0	0	0	0	0	0	0	6	6	0.00	0.000
Dennis Kinney, L ERA:	(8, 1)	2.0		6	0	0	0	2	0	0	0	0	0	0	10	10	0.00	0.000

PITCHER		IP	WLS	BF	H	R	ER	SO	BB	IBB	HBP	BLK	WP	HR	S	P	ERA	WHIP

BOTTOM

Montreal Expos @ San Diego Padres

San Diego Stadium, San Diego, CA

Sun May 06 1979, 6:33 AM EDT

Att. 21,034 - Unknown

livebaseballscorecards.com

Batter	1	2	3	4	5	6	7	8	9	AB	R	H	RBI	BB	SO	LOB
Ozzie Smith, S (1, 6) OBP: 0.222, SLG: 0.185	6-3		FC3-6 BB S 1-2f		6-3		2B HR 1B 1-2		1B 1-2	3	0	0	0	0	0	1
Bill Almon, R (7, 6) OBP: 0.421, SLG: 0.474										2	1	2	0	0	0	0
Don Reynolds, R (1, 7) OBP: 0.500, SLG: 0.700	G3		BBBB 4-0 BB 1-2 BB			6-3 1-3 1B	HR 2B 1-3 2-H		SSS K	4	1	2	1	1	1	2
Dan Briggs, L (1, 8) OBP: 0.273, SLG: 0.452	4-3		BBBB 4-0 1-2 2-3 BB			1-3 1-2	HR 2-H 3-H		F9	4	1	1	3	1	0	3
Dave Winfield, R (1, 9) OBP: 0.435, SLG: 0.714		4-3	SSS K			6-3 2-3	F3			4	0	0	0	0	1	4
Gene Tenace, R (1, 2) OBP: 0.378, SLG: 0.416		FC1-6 1B	SSS K			F8		6-3		4	0	1	0	0	1	1
Kurt Bevacqua, R (1, 3) OBP: 0.519, SLG: 0.500		FC1-6 1-2f	6-3				6-3	F9		4	0	0	0	0	0	1
Barry Evans, R (1, 5) OBP: 0.250, SLG: 0.265		L7	F7				1B 2B	F9		4	1	1	0	0	0	1
Fernando Gonzalez, R (1, 4) OBP: 0.354, SLG: 0.461			F7		6-3		FC3-6 2-H 1B		1B 1B	4	0	2	1	0	0	0
Gaylord Perry, R (1, 1) OBP: 0.250, SLG: 0.417 Mike Hargrove, L (5, PH) OBP: 0.370, SLG: 0.260 Eric Rasmussen, R (6, 1) OBP: 0.125, SLG: 0.125 Broderick Perkins, L (7, PH) OBP: 0.346, SLG: 0.292 Dennis Kinney, L (8, 1) Jerry Turner, L (9, PH) OBP: 0.357, SLG: 0.402			FC3-6 1B		5-3		FC3-6 1-2f 1B 2B		F6	1 1 0 1 0 1	0 0 0 1 0 0	1 0 0 0 0 0	0 0 0 0 0 0	0 0 0 0 0 0	0 0 0 1 0 0	0 0 0 1 0 1
Inning Stats	R: 0 H: 0 E: 0 LOB: 0 K: 0 BB: 0 S: 3 P: 3	R: 0 H: 1 E: 0 LOB: 1 K: 0 BB: 0 S: 4 P: 4	R: 0 H: 1 E: 0 LOB: 3 K: 1 BB: 2 S: 6 P: 14	R: 0 H: 0 E: 0 LOB: 0 K: 1 BB: 0 S: 5 P: 5	R: 0 H: 0 E: 0 LOB: 0 K: 0 BB: 0 S: 3 P: 3	R: 0 H: 1 E: 0 LOB: 1 K: 0 BB: 0 S: 4 P: 4	R: 5 H: 5 E: 0 LOB: 0 K: 0 BB: 0 S: 8 P: 8	R: 0 H: 0 E: 0 LOB: 0 K: 0 BB: 0 S: 3 P: 3	R: 0 H: 2 E: 0 LOB: 2 K: 1 BB: 0 S: 7 P: 7	1B: 7 SF: 0 2B: 2 SAC: 0 3B: 0 DP: 0 HR: 1 HBP: 0						

	AB	37
	R	5
	H	10
	RBI	5
	BB	2
	SO	3
	LOB	15

WP: 0 PA: 39
PB: 0
SB: 1
CS: 0

PITCHER		IP	WLS	BF	H	R	ER	SO	BB	IBB	HBP	BLK	WP	HR	S	P	ERA	WHIP
Bill Lee, L ERA: 3.68	(1, 1)	6.2	W	30	8	5	5	2	2	0	0	0	0	1	32	40	6.75	1.500
Stan Bahnsen, R ERA: 3.38	(7, 1)	1.1		5	1	0	0	0	0	0	0	0	0	0	5	5	0.00	0.750
Woodie Fryman, L ERA: 3.0	(9, 1)	1.0	S	4	1	0	0	1	0	0	0	0	0	0	6	6	0.00	1.000

PITCHER		IP	WLS	BF	H	R	ER	SO	BB	IBB	HBP	BLK	WP	HR	S	P	ERA	WHIP

Batter	1	2	3	4	5	6	7	8	9	AB	R	H	RBI	BB	SO	LOB
Andre Dawson, R (1, 8) OBP: 0.379, SLG: 0.673	5-3		FC6-4 1-2f		1B 1-2 3-H			F9		4	0	1	1	0	0	1
Rodney Scott, S (1, 4) OBP: 0.336, SLG: 0.286	L7			4-1	F8			4-3		4	0	0	0	0	0	2
Warren Cromartie, L (1, 7) OBP: 0.384, SLG: 0.509	K			3B		F8		G3		4	0	1	0	0	1	0
Tony Perez, R (1, 3) OBP: 0.306, SLG: 0.391		K		5-3		3-1			1B HR BB	3	1	0	0	1	1	1
Gary Carter, R (1, 2) OBP: 0.412, SLG: 0.698		3-1		F6		F2			1B 1-3	4	0	1	0	0	0	1
Ellis Valentine, R (1, 9) OBP: 0.308, SLG: 0.369		K			1B E S		F8		HR IBB	3	2	1	0	1	1	0
Larry Parrish, R (1, 5) OBP: 0.348, SLG: 0.471			F8		K 1-3		2B F8		HR 1-H 3-H	4	1	2	3	0	1	1
Chris Speier, R (1, 6) OBP: 0.406, SLG: 0.418			5-3		1B IBB		F8 2-3		5-3	3	0	0	0	1	0	1
Scott Sanderson, R (1, 1) OBP: 0.154, SLG: 0.154			FC6-4 1B		F2		G3		K	4	0	1	0	0	1	3
Inning Stats	R: 0 E: 0 K: 1 S: 7 H: 0 LOB: 0 BB: 0 P: 11	R: 0 E: 0 K: 2 S: 8 H: 0 LOB: 0 BB: 0 P: 11	R: 0 E: 0 K: 0 S: 8 H: 1 LOB: 1 BB: 0 P: 12	R: 0 E: 0 K: 0 S: 10 H: 1 LOB: 1 BB: 0 P: 16	R: 1 E: 1 K: 1 S: 10 H: 2 LOB: 2 BB: 1 P: 19	R: 0 E: 0 K: 0 S: 5 H: 0 LOB: 0 BB: 0 P: 8	R: 0 E: 0 K: 0 S: 8 H: 1 LOB: 1 BB: 0 P: 12	R: 0 E: 0 K: 0 S: 4 H: 0 LOB: 0 BB: 0 P: 4	R: 3 E: 0 K: 1 S: 6 H: 2 LOB: 0 BB: 2 P: 14	1B: 4 2B: 1 3B: 1 HR: 1 SF: 0 SAC: 0 DP: 0 HBP: 0						

PITCHER		IP	WLS	BF	H	R	ER	SO	BB	IBB	HBP	BLK	WP	HR	S	P	ERA	WHIP
Ed Halicki, R ERA: 5.5	(1, 1)	6.0	L	23	4	1	1	4	0	1	0	0	0	0	48	77	1.50	0.667
Randy Moffitt, R ERA: 7.84	(7, 1)	3.0		13	3	3	3	1	1	1	0	0	0	1	18	30	9.00	1.333

PITCHER	IP	WLS	BF	H	R	ER	SO	BB	IBB	HBP	BLK	WP	HR	S	P	ERA	WHIP

Montreal Expos @ San Francisco Giants

Candlestick Park, San Francisco, CA

Tue May 08 1979, 10:05 PM EDT

Att. 7,513 - Unknown

TOP

livebaseballscorecards.com

AB	33
R	4
H	7
RBI	4
BB	3
SO	5
LOB	10

WP: 0 PA: 36
PB: 0
SB: 1
CS: 0

Montreal Expos @ San Francisco Giants

Candlestick Park, San Francisco, CA

Tue May 08 1979, 10:05 PM EDT

Att. 7,513 - Unknown

livebaseballscorecards.com

BOTTOM

Batter	1	2	3	4	5	6	7	8	9	AB	R	H	RBI	BB	SO	LOB
Bill North, S (1, 8) OBP: 0.385, SLG: 0.298	B X 1-0 ① F3		B B C B X 3-1 ③ 6-3			B X 1-0 ② F7			F B B F B F F X 3-2 ② 4-3	4	0	0	0	0	0	0
Terry Whitfield, L (1, 7) OBP: 0.392, SLG: 0.481	B S X 1-1 1B			B B S B C F C 3-3 ① K		X 0-0 ③ F3			X 0-0 ③ F9	4	0	1	0	0	1	0
Jack Clark, R (1, 9) OBP: 0.364, SLG: 0.465	F C C 0-3 ② K			X 0-0 ② F8			C F B S 1-3 ① K			3	0	0	0	0	2	1
Willie McCovey, L (1, 3) OBP: 0.333, SLG: 0.412	B S B B F S 3-3 ③ K			X 0-0 ③ F6			C S B F S 1-3 ② K			3	0	0	0	0	2	1
Bill Madlock, R (1, 4) OBP: 0.212, SLG: 0.225		B X 1-0 ① F4			B F X 1-1 ① F8		F X 0-1 ③ F9			3	0	0	0	0	0	0
Darrell Evans, L (1, 5) OBP: 0.342, SLG: 0.356		B B S F B S 3-3 ② K			B F B B B 4-1 BB			B C B B X 3-1 ① F8		2	0	0	0	1	1	0
John Tamargo, S (1, 2) OBP: 0.182, SLG: 0.313		B B B C F S 3-3 ③ K			F B C B B S 3-3 ② K			X 0-0 ② F9		3	0	0	0	0	2	1
Roger Metzger, S (1, 6) OBP: 0.247, SLG: 0.282			B F F B S 2-3 ① K		C B B F X 2-2 ③ F8			C C X 0-2 ③ 4-3		3	0	0	0	0	1	1
Ed Halicki, R (1, 1) OBP: 0.231, SLG: 0.308			X 0-0 ② 4-3			B C F X 1-2 ① F7			B F C X 1-2 ① F8	1	0	0	0	0	0	0
Rob Andrews, R (6, PH) OBP: 0.364, SLG: 0.300										1	0	0	0	0	0	0
Randy Moffitt, R (7, 1)										0	0	0	0	0	0	0
Mike Ivie, R (9, PH) OBP: 0.261, SLG: 0.391										1	0	0	0	0	0	0

Inning Stats									
	R: 0 E: 0 K: 2 S: 9	H: 1 LOB: 1 BB: 0 P: 14	R: 0 E: 0 K: 2 S: 7	H: 0 LOB: 0 BB: 0 P: 14	R: 0 E: 0 K: 1 S: 6	H: 0 LOB: 0 BB: 0 P: 11	R: 0 E: 0 K: 1 S: 6	H: 0 LOB: 0 BB: 0 P: 9	R: 0 E: 0 K: 1 S: 9	H: 0 LOB: 1 BB: 1 P: 19
	R: 0 E: 0 K: 0 S: 5	H: 0 LOB: 0 BB: 0 P: 7	R: 0 E: 0 K: 2 S: 9	H: 0 LOB: 0 BB: 0 P: 11	R: 0 E: 0 K: 0 S: 6	H: 0 LOB: 0 BB: 0 P: 9	R: 0 E: 0 K: 0 S: 9	H: 0 LOB: 0 BB: 0 P: 13	1B: 1 2B: 0 3B: 0 HR: 0	SF: 0 SAC: 0 DP: 0 HBP: 0

WP: 0 PB: 0 SB: 0 CS: 0 PA: 29

PITCHER	IP	WLS	BF	H	R	ER	SO	BB	IBB	HBP	BLK	WP	HR	S	P	ERA	WHIP
Scott Sanderson, R (1, 1) ERA: 3.52	9.0	W	29	1	0	0	9	1	0	0	0	0	0	66	107	0.00	0.222

PITCHER	IP	WLS	BF	H	R	ER	SO	BB	IBB	HBP	BLK	WP	HR	S	P	ERA	WHIP

AB	28
R	0
H	1
RBI	0
BB	1
SO	9
LOB	4

Batter	1	2	3	4	5	6	7	8	9	AB	R	H	RBI	BB	SO	LOB
Andre Dawson, R (1, 8) OBP: 0.364, SLG: 0.643	6-3		F9		F3		K		K	5	0	0	0	0	2	1
Rodney Scott, S (1, 4) OBP: 0.333, SLG: 0.284	G3		6-3		S 1B 1B		FC5-6 1-2f			4	0	1	0	0	0	1
Warren Cromartie, L (1, 7) OBP: 0.379, SLG: 0.500	K		1B		K 1-2		6-3			4	0	1	0	0	2	2
Tony Perez, R (1, 3) OBP: 0.314, SLG: 0.389		E SF9 BB	F7		2-H 1B			F8		3	1	1	0	1	0	1
Gary Carter, R (1, 2) OBP: 0.406, SLG: 0.689		E4 SF9 1-3		1B 2B		K		F9		4	1	1	0	0	1	1
Ellis Valentine, R (1, 9) OBP: 0.316, SLG: 0.379		SF9 1-2 3-H		CS 2-H 1B		1-3		1B		3	0	2	2	0	0	0
Larry Parrish, R (1, 5) OBP: 0.354, SLG: 0.483		F6		4-3 1-2 2B		1B		F9		4	0	2	0	0	0	2
Chris Speier, R (1, 6) OBP: 0.410, SLG: 0.415		BB		4-3 2-3		F9			G4-6-3 1B	3	0	1	0	1	0	2
Ross Grimsley, L (1, 1) OBP: 0.071, SLG: 0.071 Stan Bahnsen, R (5, 1) Dave Cash, R (7, PH) OBP: 0.500, SLG: 0.400 Dan Schatzeder, L (7, 1) OBP: 0.250, SLG: 0.250 David Palmer, R (8, 1) Ken Macha, R (9, PH)		K	F7			FC5-6 1B			G4-6-3 1-2f	2 0 1 0 0 1	0 0 0 0 0 0	0 0 1 0 0 0	0 0 0 0 0 0	0 0 0 0 0 0	1 0 0 0 0 0	3 0 0 0 0 1
Inning Stats	R: 0 E: 0 K: 1 S: 6 H: 0 LOB: 0 BB: 0 P: 6	R: 1 E: 1 K: 1 S: 18 H: 0 LOB: 2 BB: 2 P: 32	R: 0 E: 0 K: 0 S: 7 H: 1 LOB: 1 BB: 0 P: 12	R: 1 E: 0 K: 0 S: 9 H: 3 LOB: 1 BB: 0 P: 12	R: 0 E: 0 K: 1 S: 10 H: 2 LOB: 2 BB: 0 P: 15	R: 0 E: 0 K: 1 S: 8 H: 1 LOB: 1 BB: 0 P: 10	R: 0 E: 0 K: 1 S: 9 H: 1 LOB: 1 BB: 0 P: 13	R: 0 E: 0 K: 0 S: 6 H: 1 LOB: 1 BB: 0 P: 9	R: 0 E: 0 K: 1 S: 5 H: 1 LOB: 0 BB: 0 P: 5	1B: 8 2B: 2 3B: 0 HR: 0 SF: 1 SAC: 0 DP: 1 HBP: 0						

PITCHER	IP	WLS	BF	H	R	ER	SO	BB	IBB	HBP	BLK	WP	HR	S	P	ERA	WHIP
Vida Blue, L (1, 1) ERA: 4.62	9.0	W	37	10	2	1	6	2	0	0	0	0	0	78	114	1.00	1.333

PITCHER	IP	WLS	BF	H	R	ER	SO	BB	IBB	HBP	BLK	WP	HR	S	P	ERA	WHIP

TOP

Montreal Expos @ San Francisco Giants

Candlestick Park, San Francisco, CA

Wed May 09 1979, 6:33 AM EDT

Att. 6,811 - Unknown

livebaseballscorecards.com

AB	34
R	2
H	10
RBI	2
BB	2
SO	6
LOB	14

Batter	1	2	3	4	5	6	7	8	9	AB	R	H	RBI	BB	SO	LOB
Bill North, S (1, 8) OBP: 0.402, SLG: 0.295	B B B C B 4-1 FC4-6 BB		B B B 4-0 1B BB		F B F B F B B 4-2 FC6-2 SH1-4 1-2 1B BB	B B B 4-0 CS BB		S S S 0-3 ② K		1	1	0	0	4	1	2
Larry Herndon, R (9, 8) OBP: 0.375, SLG: 0.667										0	0	0	0	0	0	0
Terry Whitfield, L (1, 7) OBP: 0.395, SLG: 0.477	B F F B X 2-2 ① FC4-6 PO 1-2f	X 0-0 BB 1-3 2-H 1B			B F X 1-1 ① SH1-4 1-2 2-3	0-0 ③ CS 1-2	X 0-0 ① 3-1	I I I I 4-0 2B IBB		3	1	1	1	1	0	1
Jack Clark, R (1, 9) OBP: 0.365, SLG: 0.467	X 0-0 ② F7		B B B C B 4-1 1-2 BB		B X 1-0 ② FC6-2 1B 2-3 3-H 1B		X 0-0 ② F8	X 0-0 1-H 2-H 3-H 2B		4	1	1	3	1	0	3
Mike Ivie, R (1, 3) OBP: 0.258, SLG: 0.380	B C 1 SAFE 1-1 ③ PO 1-2	B F B C X 2-2 ① L5	B C B X 2-1 ③ F9		X 0-0 1-3 3-H 1B		S S S 0-3 ③ K	X 0-0 ③ 6-3		5	1	1	1	0	1	4
Bill Madlock, R (1, 4) OBP: 0.222, SLG: 0.236		B X 1-0 ② 6-3		X 0-0 ① 5-3	X 0-0 2-H 3-H 1B			X 0-0 E 1B E 1B		4	1	2	2	0	0	0
Darrell Evans, L (1, 5) OBP: 0.355, SLG: 0.371		B B F X 2-1 ③ F9		C X 0-1 1B	X 0-0 1-2 FC6-4 1B			X 0-0 E2 E 1-3 1B		4	1	3	0	0	0	0
Marc Hill, R (1, 2) OBP: 0.235, SLG: 0.203			B B B B 4-0 SH1-4 1B BB	X 0-0 ② F2	X 0-0 ③ FC6-4 1-2f			X 0-0 E5 E 1B 2B 2-3 3-H		3	2	0	0	1	0	4
Johnnie LeMaster, R (1, 6) OBP: 0.361, SLG: 0.400			C B F B B F F X 3-2 ① F8	B B X 2-0 ③ F7		X 0-0 ① L6		X 0-0 ① F2		4	0	0	0	0	0	4
Vida Blue, S (1, 1) OBP: 0.240, SLG: 0.217			F X 0-1 ② SH1-4 1-2		B B B C X 3-1 SH1-4 BB FC6-2 1B	S X 0-1 ② B1-3		X 0-0 E9 1-3 2B 3-H 1B		3	1	2	1	0	0	0
Inning Stats	R: 0 H: 0 E: 0 LOB: 0 K: 0 BB: 1 S: 6 P: 13	R: 0 H: 0 E: 0 LOB: 0 K: 0 BB: 0 S: 6 P: 11	R: 1 H: 1 E: 0 LOB: 3 K: 0 BB: 3 S: 11 P: 28	R: 0 H: 1 E: 0 LOB: 1 K: 0 BB: 0 S: 5 P: 7	R: 3 H: 4 E: 0 LOB: 2 K: 0 BB: 1 S: 12 P: 21	R: 0 H: 0 E: 0 LOB: 0 K: 0 BB: 0 S: 3 P: 7	R: 0 H: 0 E: 0 LOB: 0 K: 1 BB: 0 S: 5 P: 5	R: 5 H: 4 E: 3 LOB: 1 K: 1 BB: 1 S: 10 P: 14		1B: 9 SF: 0 2B: 1 SAC: 2 3B: 0 DP: 0 HR: 0 HBP: 0				WP: 0 PA: 42 PB: 0 SB: 0 CS: 1		

PITCHER		IP	WLS	BF	H	R	ER	SO	BB	IBB	HBP	BLK	WP	HR	S	P	ERA	WHIP
Ross Grimsley, L ERA: 3.7	(1, 1)	4.2	L	24	6	4	4	0	5	0	0	0	0	0	39	79	7.71	2.357
Stan Bahnsen, R ERA: 3.12	(5, 1)	1.1		4	0	0	0	0	1	0	0	0	0	0	4	8	0.00	0.750
Dan Schatzeder, L ERA: 2.92	(7, 1)	1.0		5	2	2	1	1	0	0	0	0	0	0	7	7	9.00	2.000
David Palmer, R ERA: 5.25	(8, 1)	1.0		7	2	3	0	1	0	1	0	0	0	0	8	12	0.00	2.000

PITCHER	IP	WLS	BF	H	R	ER	SO	BB	IBB	HBP	BLK	WP	HR	S	P	ERA	WHIP

BOTTOM

Montreal Expos @ San Francisco Giants

Candlestick Park, San Francisco, CA

Wed May 09 1979, 6:33 AM EDT

Att. 6,811 - Unknown

livebaseballscorecards.com

AB	31
R	9
H	10
RBI	8
BB	7
SO	2
LOB	18

Batter	1	2	3	4	5	6	7	8	9	AB	R	H	RBI	BB	SO	LOB
Andre Dawson, R (1, 8) OBP: 0.352, SLG: 0.621	E5 HR		G6-4-3 1-2f		E6			K		4	1	0	0	0	1	1
Rodney Scott, S (1, 4) OBP: 0.339, SLG: 0.321	1-H HR		2B 1B		F7			F8		4	2	2	2	0	0	1
Warren Cromartie, L (1, 7) OBP: 0.383, SLG: 0.509	F8		1-H 2B			G5-4-3 1B			4-3	4	0	2	1	0	0	0
Tony Perez, R (1, 3) OBP: 0.302, SLG: 0.374	K		F3			G5-4-3 1-2f			K	4	0	0	0	0	2	2
Gary Carter, R (1, 2) OBP: 0.390, SLG: 0.660	6-3			F8		F7			K	4	0	0	0	0	1	0
Ellis Valentine, R (1, 9) OBP: 0.316, SLG: 0.378		G1-4-3 1B		F2			5-3			3	0	1	0	0	0	0
Larry Parrish, R (1, 5) OBP: 0.343, SLG: 0.467 Ken Macha, R (7, 5)		K		6-3			K			3 0	0 0	0 0	0 0	0 0	2 0	1 0
Chris Speier, R (1, 6) OBP: 0.398, SLG: 0.400		G1-4-3 1-2f			5-3		K			3	0	0	0	0	1	1
Steve Rogers, R (1, 1) OBP: 0.368, SLG: 0.444			G6-4-3 1B		6-3			1-4-3		3	0	1	0	0	0	0
Inning Stats	R: 2 H: 1 E: 1 LOB: 0 K: 1 BB: 0 S: 11 P: 19	R: 0 H: 1 E: 0 LOB: 0 K: 1 BB: 0 S: 7 P: 10	R: 1 H: 3 E: 0 LOB: 1 K: 0 BB: 0 S: 12 P: 16	R: 0 H: 0 E: 0 LOB: 0 K: 0 BB: 0 S: 5 P: 10	R: 0 H: 0 E: 1 LOB: 1 K: 0 BB: 0 S: 8 P: 12	R: 0 H: 1 E: 0 LOB: 0 K: 0 BB: 0 S: 4 P: 7	R: 0 H: 0 E: 0 LOB: 0 K: 2 BB: 0 S: 7 P: 7	R: 0 H: 0 E: 0 LOB: 0 K: 1 BB: 0 S: 5 P: 5	R: 0 H: 0 E: 0 LOB: 0 K: 2 BB: 0 S: 7 P: 7	1B: 4 SF: 0 2B: 1 SAC: 0 3B: 0 DP: 3 HR: 1 HBP: 0						

TOP

Montreal Expos @ San Francisco Giants

Candlestick Park, San Francisco, CA

Thu May 10 1979, 6:33 AM EDT

Att. 6,379 - Unknown

livebaseballscorecards.com

AB	32
R	3
H	6
RBI	3
BB	0
SO	7
LOB	6

WP: 0 PA: 32
PB: 0
SB: 0
CS: 0

PITCHER		IP	WLS	BF	H	R	ER	SO	BB	IBB	HBP	BLK	WP	HR	S	P	ERA	WHIP
Philip Nastu, L ERA: 4.02	(1, 1)	6.0	L	23	6	3	2	2	0	0	0	0	0	1	47	74	3.00	1.000
Tom Griffin, R ERA: 4.05	(7, 1)	3.0		9	0	0	0	5	0	0	0	0	0	0	19	19	0.00	0.000

PITCHER	IP	WLS	BF	H	R	ER	SO	BB	IBB	HBP	BLK	WP	HR	S	P	ERA	WHIP

Batter	1	2	3	4	5	6	7	8	9	AB	R	H	RBI	BB	SO	LOB
Bill North, S (1, 8) OBP: 0.389, SLG: 0.283	C B B X 2-1 F8 ①		B X 1-0 F7 ③			X 0-0 B1-3 ②			X 0-0 5-3 ① 2-3	4	0	0	0	0	0	2
Terry Whitfield, L (1, 7) OBP: 0.383, SLG: 0.461	F X 0-1 F7 ②			X 0-0 F7 ①		X 0-0 F7 ③			S S S 0-3 K ②	4	0	0	0	0	1	1
Jack Clark, R (1, 9) OBP: 0.362, SLG: 0.459	S C C 0-3 K ③			X 0-0 G3-6-1 1B ①			X 0-0 5-3 ①		X 0-0 F8 ③	4	0	1	0	0	1	1
Willie McCovey, L (1, 3) OBP: 0.308, SLG: 0.378		C C X 0-2 4-3 ①		B B X 2-0 G3-6-1 ② ③ 1-2f			S S S 0-3 K ②			3	0	0	0	0	1	1
Bill Madlock, R (1, 4) OBP: 0.217, SLG: 0.229		B X 1-0 F9 ②			F B B F B C 3-3 K ①		X 0-0 B1-3 ③			3	0	0	0	0	1	0
Darrell Evans, L (1, 5) OBP: 0.355, SLG: 0.380		X 0-0 F6 ③			B X 1-0 F9 2B ①			X 0-0 F9 ①		3	0	1	0	0	0	0
John Tamargo, S (1, 2) OBP: 0.167, SLG: 0.286			B X 1-0 4-3 ①		X 0-0 F9 ② 2-3			S S S 0-3 K ②		3	0	0	0	0	1	1
Roger Metzger, S (1, 6) OBP: 0.238, SLG: 0.270			B F X 1-1 1-4-3 ②		B F X 1-1 4-3 ③			X 0-0 F8 ③		3	0	0	0	0	0	1
Philip Nastu, L (1, 1) Rob Andrews, R (6, PH) OBP: 0.333, SLG: 0.273 Tom Griffin, R (7, 1) Max Venable, L (9, PH) OBP: 0.400, SLG: 0.400			F B B B B 4-1 BB			X 0-0 6-3 ①			X 0-0 E6 5-3 1B	0 1 0 1	0 0 0 0	0 0 0 1	0 0 0 0	1 0 0 0	0 0 0 0	0 0 0 0
Inning Stats	R: 0 E: 0 K: 1 S: 7 H: 0 LOB: 0 BB: 0 P: 9	R: 0 E: 0 K: 0 S: 5 H: 0 LOB: 0 BB: 0 P: 6	R: 0 E: 0 K: 0 S: 5 H: 0 LOB: 1 BB: 1 P: 12	R: 0 E: 0 K: 0 S: 3 H: 1 LOB: 0 BB: 0 P: 5	R: 0 E: 0 K: 1 S: 7 H: 1 LOB: 1 BB: 0 P: 12	R: 0 E: 0 K: 0 S: 3 H: 0 LOB: 0 BB: 0 P: 3	R: 0 E: 0 K: 1 S: 5 H: 0 LOB: 0 BB: 0 P: 5	R: 0 E: 0 K: 1 S: 5 H: 0 LOB: 0 BB: 0 P: 5	R: 0 E: 1 K: 1 S: 6 H: 1 LOB: 1 BB: 0 P: 6	1B: 2 2B: 1 3B: 0 HR: 0	SF: 0 SAC: 0 DP: 1 HBP: 0						

PITCHER	IP	WLS	BF	H	R	ER	SO	BB	IBB	HBP	BLK	WP	HR	S	P	ERA	WHIP
Steve Rogers, R (1, 1) ERA: 3.35	9.0	W	30	3	0	0	5	1	0	0	0	0	0	46	63	0.00	0.444

PITCHER	IP	WLS	BF	H	R	ER	SO	BB	IBB	HBP	BLK	WP	HR	S	P	ERA	WHIP

BOTTOM

Montreal Expos @ San Francisco Giants

Candlestick Park, San Francisco, CA

Thu May 10 1979, 6:33 AM EDT

Att. 6,379 - Unknown

livebaseballscorecards.com

AB	29
R	0
H	3
RBI	0
BB	1
SO	5
LOB	7

WP: 0 PA: 30
PB: 0
SB: 0
CS: 0

Montreal Expos @ Los Angeles Dodgers

Dodger Stadium, Los Angeles, CA

Fri May 11 1979, 7:05 PM PDT

Att. 43,297 - Unknown

livebaseballscorecards.com

TOP

Batter	1	2	3	4	5	6	7	8	9	AB	R	H	RBI	BB	SO	LOB
Andre Dawson, R (1, 8) OBP: 0.341, SLG: 0.600	5-3			5-3		4-3		F2		4	0	0	0	0	0	4
Rodney Scott, S (1, 4) OBP: 0.328, SLG: 0.309	6-3			F8			F8		F9	4	0	0	0	0	0	0
Warren Cromartie, L (1, 7) OBP: 0.371, SLG: 0.492	F8			K			F9		F7	4	0	0	0	0	1	0
Tony Perez, R (1, 3) OBP: 0.300, SLG: 0.363		BB: 7-3			F9		P4		K	3	0	0	0	1	1	0
Gary Carter, R (1, 2) OBP: 0.380, SLG: 0.639		7-3; 1-2f			5-3			F8		3	0	0	0	0	0	1
Ellis Valentine, R (1, 9) OBP: 0.307, SLG: 0.366		5-3			5-3			K		3	0	0	0	0	1	0
Larry Parrish, R (1, 5) OBP: 0.353, SLG: 0.462			P4			BB		BB: 1B		1	0	0	0	2	0	0
Chris Speier, R (1, 6) OBP: 0.396, SLG: 0.398			P6			F9		1-2; BB: 1B		3	0	1	0	0	0	1
Bill Lee, L (1, 1) OBP: 0.125, SLG: 0.125			K			L4		1-2; 2-3; BB		1	0	0	0	0	1	0
Stan Bahnsen, R (5, 1)										0	0	0	0	0	0	0
Ken Macha, R (6, PH)										1	0	0	0	0	0	1
David Palmer, R (6, 1)										0	0	0	0	0	0	0
Dave Cash, R (8, PH) OBP: 0.571, SLG: 0.400										0	0	0	0	1	0	0
Rudy May, L (8, 1)										0	0	0	0	0	0	0
Inning Stats	R: 0 E: 0 K: 0 S: 3 H: 0 LOB: 0 BB: 0 P: 3	R: 0 E: 0 K: 0 S: 2 H: 0 LOB: 0 BB: 1 P: 6	R: 0 E: 0 K: 1 S: 5 H: 0 LOB: 0 BB: 0 P: 5	R: 0 E: 0 K: 1 S: 5 H: 0 LOB: 0 BB: 0 P: 5	R: 0 E: 0 K: 0 S: 3 H: 0 LOB: 0 BB: 0 P: 3	R: 0 E: 0 K: 0 S: 3 H: 0 LOB: 1 BB: 1 P: 7	R: 0 E: 0 K: 0 S: 3 H: 0 LOB: 0 BB: 0 P: 3	R: 0 E: 0 K: 1 S: 6 H: 1 LOB: 3 BB: 2 P: 14	R: 0 E: 0 K: 1 S: 5 H: 0 LOB: 0 BB: 0 P: 5	1B: 1 2B: 1 3B: 0 HR: 0 SF: 0 SAC: 0 DP: 1 HBP: 0						

	AB	27
	R	0
	H	1
	RBI	0
	BB	4
	SO	4
	LOB	7

WP: 0 PB: 0 SB: 0 CS: 0 PA: 31

PITCHER	IP	WLS	BF	H	R	ER	SO	BB	IBB	HBP	BLK	WP	HR	S	P	ERA	WHIP
Doug Rau, L (1, 1) ERA: 5.85	9.0	W	31	1	0	0	4	4	0	0	0	0	0	35	51	0.00	0.556

PITCHER	IP	WLS	BF	H	R	ER	SO	BB	IBB	HBP	BLK	WP	HR	S	P	ERA	WHIP

Batter	1	2	3	4	5	6	7	8	9	AB	R	H	RBI	BB	SO	LOB
Davey Lopes, R (1, 4) OBP: 0.307, SLG: 0.375	HR		1B 3B		K	K				4	2	2	1	0	2	0
Bill Russell, R (1, 6) OBP: 0.338, SLG: 0.407	F2		6-3		FC6-4 1B		1-3			4	0	1	0	0	0	1
Dusty Baker Jr., R (1, 7) OBP: 0.344, SLG: 0.392	1-3		P6		FC6-4 2B 1-2f		K			4	1	0	0	0	1	2
Steve Garvey, R (1, 3) OBP: 0.326, SLG: 0.453	F9		FC5-4 1B 3-H		1-H 2B		1-3			4	0	2	2	0	0	0
Ron Cey, R (1, 5) OBP: 0.415, SLG: 0.551		HR	FC5-4 1-2f		F2			6-3		4	1	1	1	0	0	2
Joe Ferguson, R (1, 9) OBP: 0.367, SLG: 0.377		P6		HR		HR BB		BB		2	2	1	1	2	0	0
Gary Thomasson, L (1, 8) OBP: 0.368, SLG: 0.386		G3		P6		1-H HR		F7		4	1	1	2	0	0	1
Steve Yeager, R (1, 2) OBP: 0.257, SLG: 0.419		1B		4-3		F8		F7		4	0	1	0	0	0	1
Doug Rau, L (1, 1) OBP: 0.111, SLG: 0.222		6-3		4-3		K				3	0	0	0	0	1	1
Inning Stats	R: 1 E: 0 K: 0 S: 4 H: 1 LOB: 0 BB: 0 P: 4	R: 1 E: 0 K: 0 S: 5 H: 2 LOB: 1 BB: 0 P: 5	R: 1 E: 0 K: 0 S: 5 H: 2 LOB: 1 BB: 0 P: 5	R: 1 E: 0 K: 0 S: 4 H: 1 LOB: 0 BB: 0 P: 4	R: 1 E: 0 K: 1 S: 7 H: 2 LOB: 1 BB: 0 P: 7	R: 2 E: 0 K: 2 S: 8 H: 1 LOB: 0 BB: 1 P: 12	R: 0 E: 0 K: 1 S: 5 H: 0 LOB: 0 BB: 0 P: 5	R: 0 E: 0 K: 0 S: 3 H: 0 LOB: 1 BB: 1 P: 7		1B: 3 2B: 1 3B: 1 HR: 4 SF: 0 SAC: 0 DP: 0 HBP: 0						

PITCHER		IP	WLS	BF	H	R	ER	SO	BB	IBB	HBP	BLK	WP	HR	S	P	ERA	WHIP
Bill Lee, L ERA: 4.35	(1, 1)	4.2	L	22	8	5	5	1	0	0	0	0	0	3	24	24	9.64	1.714
Stan Bahnsen, R ERA: 3.06	(5, 1)	0.1		1	0	0	0	0	0	0	0	0	0	0	1	1	0.00	0.000
David Palmer, R ERA: 5.79	(6, 1)	2.0		8	1	2	2	3	1	0	0	0	0	1	13	17	9.00	1.000
Rudy May, L ERA: 1.8	(8, 1)	1.0		4	0	0	0	0	1	0	0	0	0	0	3	7	0.00	1.000

PITCHER	IP	WLS	BF	H	R	ER	SO	BB	IBB	HBP	BLK	WP	HR	S	P	ERA	WHIP

BOTTOM

Montreal Expos @ Los Angeles Dodgers

Dodger Stadium, Los Angeles, CA

Fri May 11 1979, 7:05 PM PDT

Att. 43,297 - Unknown

livebaseballscorecards.com

AB	33
R	7
H	9
RBI	7
BB	2
SO	4
LOB	8

WP: 0	PA: 35
PB: 0	
SB: 0	
CS: 0	

Batter	1	2	3	4	5	6	7	8	9	10	11	AB	R	H	RBI	BB	SO	LOB
Andre Dawson, R (1, 8) OBP: 0.343, SLG: 0.632	6-3		SF9 3B	F3			F8		SH1-3 1-2		HR	5	2	2	1	0	0	2
Rodney Scott, S (1, 4) OBP: 0.336, SLG: 0.307	F9		BB 1B	FC6-4 1-2f			1-3		1B 2-3		BB	4	0	1	0	2	0	2
Warren Cromartie, L (1, 7) OBP: 0.362, SLG: 0.480	BB 1B		SF9 3-H	K				F9	K		F8	5	0	1	1	0	2	3
Tony Perez, R (1, 3) OBP: 0.313, SLG: 0.368	BB 1-2		1B 1-2	F9				K	CS 3-H	1B WP 1B		4	0	2	0	1	1	0
Gary Carter, R (1, 2) OBP: 0.381, SLG: 0.637	K		F7	6-3				1B 2B		G4-3 1-3 1B		5	1	2	0	0	1	4
Jerry White, S (1, 9) OBP: 0.250, SLG: 0.452		4-3	F8			P6		S 2-H 1B		G4-3 1-2f		5	0	1	1	0	0	4
Larry Parrish, R (1, 5) OBP: 0.346, SLG: 0.443		6-3	6-3			F2		BB 1-2		F9		4	0	0	0	1	0	1
Chris Speier, R (1, 6) OBP: 0.396, SLG: 0.391		BB 1B 1B	BB 1B			6-3		K			K	4	0	1	0	1	2	2
Scott Sanderson, R (1, 1) OBP: 0.214, SLG: 0.214 Dan Schatzeder, L (2, 1) OBP: 0.333, SLG: 0.200 Elias Sosa, R (8, 1) OBP: 0.250, SLG: 0.250 Tom Hutton, L (11, PH) Stan Bahnsen, R (11, 1) David Palmer, R (11, 1)		1-H 1B		FC6-4 1-2 BB			F3		1B SH1-3 CS 1B		4-3	1 1 1 1 0 0	0 0 0 0 0 0	1 0 1 0 0 0	0 1 0 0 0 0	0 0 0 0 0 0	0 0 0 0 0 0	0 0 0 0 0 0
Inning Stats	R: 0 E: 0 K: 1 S: 6 H: 1 LOB: 2 BB: 1 P: 10	R: 0 E: 0 K: 0 S: 3 H: 1 LOB: 2 BB: 1 P: 7	R: 1 E: 0 K: 0 S: 5 H: 2 LOB: 2 BB: 1 P: 9	R: 0 E: 0 K: 0 S: 4 H: 1 LOB: 2 BB: 1 P: 8	R: 0 E: 0 K: 1 S: 5 H: 0 LOB: 0 BB: 0 P: 5	R: 0 E: 0 K: 0 S: 3 H: 0 LOB: 0 BB: 0 P: 3	R: 0 E: 0 K: 0 S: 3 H: 0 LOB: 0 BB: 0 P: 3	R: 1 E: 0 K: 2 S: 9 H: 2 LOB: 2 BB: 1 P: 13	R: 0 E: 0 K: 1 S: 6 H: 2 LOB: 1 BB: 0 P: 6	R: 0 E: 0 K: 0 S: 4 H: 2 LOB: 1 BB: 0 P: 4	R: 1 E: 0 K: 1 S: 6 H: 1 LOB: 1 BB: 1 P: 10	1B: 9 2B: 1 3B: 1 HR: 1 SF: 1 SAC: 1 DP: 1 HBP: 0	WP: 1 PB: 0 SB: 1 CS: 1 PA: 49					

PITCHER		IP	WLS	BF	H	R	ER	SO	BB	IBB	HBP	BLK	WP	HR	S	P	ERA	WHIP
Burt Hooton, R ERA: 2.44	(1, 1)	8.0		35	7	2	2	4	5	0	0	0	0	0	38	58	2.25	1.500
Jerry Reuss, L ERA: 4.58	(9, 1)	0.2		4	2	0	0	1	0	0	0	0	0	0	6	6	0.00	3.000
Lerrin LaGrow, R ERA: 8.53	(9, 1)	1.1		4	2	0	0	0	0	0	0	0	1	0	4	4	0.00	1.500
Bob Welch, R ERA: 2.83	(11, 1)	1.0	W	5	1	1	1	1	1	0	0	0	0	1	6	10	9.00	2.000

PITCHER	IP	WLS	BF	H	R	ER	SO	BB	IBB	HBP	BLK	WP	HR	S	P	ERA	WHIP

TOP

Montreal Expos @ Los Angeles Dodgers

Dodger Stadium, Los Angeles, CA

Sat May 12 1979, 7:05 PM PDT

Att. 39,310 - Unknown

livebaseballscorecards.com

AB	40
R	3
H	12
RBI	3
BB	6
SO	6
LOB	18

Batter	1	2	3	4	5	6	7	8	9	10	11	AB	R	H	RBI	BB	SO	LOB
Davey Lopes, R (1, 4) OBP: 0.310, SLG: 0.397	F8		1B			6-3		K			HR	5	1	2	1	0	1	1
Bill Russell, R (1, 6) OBP: 0.333, SLG: 0.400	5-3		F7			F8		K			FC6-4 BB 1B	5	1	1	0	0	1	2
Gary Thomasson, L (1, 8) OBP: 0.360, SLG: 0.368	K			4-3		K			F8		BB 1-2 FC6-4	4	0	0	0	1	2	0
Steve Garvey, R (1, 3) OBP: 0.336, SLG: 0.479		5-3 1B		CS 1B			F3		HR		FC6-4 1B IBB 1-2f 2-3	5	1	3	1	0	0	2
Ron Cey, R (1, 5) OBP: 0.407, SLG: 0.532		5-3 1-2		K 1-2			K		K		1B IBB 1-2	4	0	0	0	1	3	2
Dusty Baker Jr., R (1, 7) OBP: 0.346, SLG: 0.392		F8			4-3		1B		5-3		1B 1-2 2-3 3-H	5	0	2	1	0	0	1
Von Joshua, L (1, 9) OBP: 0.269, SLG: 0.385		K			K		K			K		2	0	0	0	0	2	1
Pedro Guerrero, R (7, PH)												1	0	0	0	0	1	1
Steve Yeager, R (8, 2) OBP: 0.254, SLG: 0.413												1	0	0	0	0	1	0
Joe Ferguson, R (1, 2) OBP: 0.362, SLG: 0.411 (8, 9)			F2		HR		6-3			K		4	1	1	1	0	1	0
Burt Hooton, R (1, 1) OBP: 0.200, SLG: 0.211			K		K		1B			L3		2	0	0	0	0	2	0
Derrel Thomas, S (8, PH) OBP: 0.348, SLG: 0.328												1	0	1	0	0	0	0
Jerry Reuss, L (9, 1)												0	0	0	0	0	0	0
Lerrin LaGrow, R (9, 1)												0	0	0	0	0	0	0
Vic Davalillo, L (10, PH)												1	0	0	0	0	0	0
Bob Welch, R (11, 1) OBP: 0.222, SLG: 0.125												0	0	0	0	0	0	0
Inning Stats	R: 0 E: 0 K: 1 S: 5 H: 0 LOB: 0 BB: 0 P: 5	R: 0 E: 0 K: 1 S: 6 H: 1 LOB: 1 BB: 0 P: 6	R: 0 E: 0 K: 1 S: 6 H: 1 LOB: 1 BB: 0 P: 6	R: 0 E: 0 K: 1 S: 5 H: 1 LOB: 1 BB: 0 P: 5	R: 1 E: 0 K: 2 S: 8 H: 1 LOB: 0 BB: 0 P: 8	R: 0 E: 0 K: 1 S: 5 H: 0 LOB: 0 BB: 0 P: 5	R: 0 E: 0 K: 2 S: 8 H: 1 LOB: 1 BB: 0 P: 8	R: 0 E: 0 K: 2 S: 8 H: 1 LOB: 1 BB: 0 P: 8	R: 1 E: 0 K: 1 S: 6 H: 1 LOB: 0 BB: 0 P: 6	R: 0 E: 0 K: 2 S: 7 H: 0 LOB: 0 BB: 0 P: 7	R: 2 E: 0 K: 0 S: 4 H: 3 LOB: 3 BB: 2 P: 12	1B: 7 2B: 1 3B: 0 HR: 3	SF: 0 SAC: 0 DP: 1 HBP: 0					

PITCHER		IP	WLS	BF	H	R	ER	SO	BB	IBB	HBP	BLK	WP	HR	S	P	ERA	WHIP
Scott Sanderson, R ERA: 3.43	(1, 1)	1.0		3	0	0	0	1	0	0	0	0	0	0	5	5	0.00	0.000
Dan Schatzeder, L ERA: 2.45	(2, 1)	6.0		22	5	1	1	8	0	0	0	0	0	1	38	38	1.50	0.833
Elias Sosa, R ERA: 1.96	(8, 1)	3.0		11	2	1	1	5	0	0	0	0	0	1	21	21	3.00	0.667
Stan Bahnsen, R ERA: 4.08	(11, 1)	0.0	L	3	2	2	2	0	1	0	0	0	0	1	2	6	∞	∞
David Palmer, R ERA: 5.65	(11, 1)	0.1		3	1	0	0	0	0	1	0	0	0	0	2	6	0.00	3.000

PITCHER	IP	WLS	BF	H	R	ER	SO	BB	IBB	HBP	BLK	WP	HR	S	P	ERA	WHIP

BOTTOM

Montreal Expos @ Los Angeles Dodgers

Dodger Stadium, Los Angeles, CA

Sat May 12 1979, 7:05 PM PDT

Att. 39,310 - Unknown

livebaseballscorecards.com

AB	40
R	4
H	10
RBI	4
BB	2
SO	14
LOB	10

1B: 7	SF: 0	WP: 0	PA: 42
2B: 1	SAC: 0	PB: 0	
3B: 0	DP: 1	SB: 0	
HR: 3	HBP: 0	CS: 1	

Montreal Expos @ Los Angeles Dodgers

Dodger Stadium, Los Angeles, CA

Sun May 13 1979, 3:33 AM PDT

Att. 47,596 - Unknown

TOP

Batter	1	2	3	4	5	6	7	8	9	AB	R	H	RBI	BB	SO	LOB
Andre Dawson, R (1, 8) OBP: 0.338, SLG: 0.615	S S S 0-3 ① K		x 0-0 ② F8		x 0-0 1B S SF8 1-3 1B		x 0-0 ① 6-3		x 0-0 ② 5-3	5	1	1	0	0	1	1
Rodney Scott, S (1, 4) OBP: 0.353, SLG: 0.325	x 0-0 ② 3-1		x 0-0 1-3 2B		x 0-0 SF8 1-3 3-H 1B		B B B B 4-0 BB		B B B B 4-0 FC5-4 BB	3	0	2	1	2	0	0
Warren Cromartie, L (1, 7) OBP: 0.356, SLG: 0.468	B B B B 4-0 BB		x 0-0 ③ 6-3		x 0-0 ① SF8 1-2 3-H		x 0-0 ② F8		x 0-0 ③ FC5-4 1-2f	3	0	0	1	1	0	4
Tony Perez, R (1, 3) OBP: 0.319, SLG: 0.367	x 0-0 ③ F8			x 0-0 3-1 5-3 1B	B B B B 4-0 BB		x 0-0 ③ P4			3	0	1	0	1	0	2
Ellis Valentine, R (1, 9) OBP: 0.295, SLG: 0.351		x 0-0 ① F3		x 0-0 ① 5-3 1-2	x 0-0 ② P4			x 0-0 ① 6-3		4	0	0	0	0	0	3
Larry Parrish, R (1, 5) OBP: 0.342, SLG: 0.430		x 0-0 ② F3		B B B B 4-0 3-1 BB	x 0-0 ③ F7			S S S 0-3 ② K		3	0	0	0	1	1	2
Chris Speier, R (1, 6) OBP: 0.391, SLG: 0.385		x 0-0 ③ 6-3		x 0-0 ② 3-1 1-2 2-3		x 0-0 ① 6-3		x 0-0 1B		4	0	1	0	0	0	2
Duffy Dyer, R (1, 2) OBP: 0.333, SLG: 0.250			B B B B 4-0 2B BB	x 0-0 ③ F9		x 0-0 ② 1-3		x 0-0 ③ F9		3	0	0	0	1	0	3
Ross Grimsley, L (1, 1) OBP: 0.067, SLG: 0.067			x 0-0 ① P1		x 0-0 1B 1B 1B	S S S 0-3 ③ K			x 0-0 ① 6-3	1	0	0	0	0	0	1
Tom Hutton, L (5, PH) OBP: 0.273, SLG: 0.111										1	1	1	0	0	0	0
Rudy May, L (5, 1)										1	0	0	0	0	1	0
Dave Cash, R (9, PH) OBP: 0.500, SLG: 0.333										1	0	0	0	0	0	0

Inning Stats	1	2	3	4	5	6	7	8	9
R	0	0	0	0	2	0	0	0	0
H	0	0	1	1	3	0	0	1	0
E	0	0	0	0	0	0	0	0	0
LOB	1	0	2	2	2	0	1	1	1
K	1	0	0	0	0	1	0	0	0
BB	1	0	1	1	1	0	1	0	1
S	5	3	4	4	6	5	3	6	3
P	9	3	8	8	10	5	7	6	7

1B	5
2B	1
3B	0
HR	0
SF	1
SAC	0
DP	0
HBP	0
WP	0
PB	0
SB	1
CS	0
PA	39

AB	32
R	2
H	6
RBI	2
BB	6
SO	3
LOB	18

PITCHER		IP	WLS	BF	H	R	ER	SO	BB	IBB	HBP	BLK	WP	HR	S	P	ERA	WHIP
Rick Sutcliffe, R (1, 1) ERA: 2.55		5.0	W	24	5	2	2	1	4	0	0	0	0	0	22	38	3.60	1.800
Jerry Reuss, L (6, 1) ERA: 3.74		4.0	S	15	1	0	0	2	2	0	0	0	0	0	17	25	0.00	0.750

PITCHER	IP	WLS	BF	H	R	ER	SO	BB	IBB	HBP	BLK	WP	HR	S	P	ERA	WHIP

livebaseballscorecards.com

Batter	1	2	3	4	5	6	7	8	9	AB	R	H	RBI	BB	SO	LOB
Davey Lopes, R (1, 4) OBP: 0.313, SLG: 0.418	5-3	1B		HR (2-H)		5-3		K		5	1	2	2	0	1	3
Bill Russell, R (1, 6) OBP: 0.335, SLG: 0.400	2B 6-3 1B	5-3		1B		K		G5-3 (2-3f)		5	1	2	0	0	1	4
Dusty Baker Jr., R (1, 7) OBP: 0.343, SLG: 0.395	6-3 (1-3) 2B		6-3	F7		6-3				4	1	1	0	0	0	1
Steve Garvey, R (1, 3) OBP: 0.333, SLG: 0.473	6-3 (2-3 3-H)		P5		E 1B 2B 1B		K			4	1	1	1	0	1	1
Ron Cey, R (1, 5) OBP: 0.410, SLG: 0.539	HR (3-H) 2B		F9		E7 2B (1-3) 1B		K			4	1	2	1	0	1	0
Joe Ferguson, R (1, 9) OBP: 0.367, SLG: 0.468	HR (2-H)			6-3	(1-3) (3-H) 2B		K			4	1	2	3	0	1	0
Derrel Thomas, S (1, 8) OBP: 0.357, SLG: 0.339	F9			2B 1B	K			E BB 1B		4	1	2	0	0	1	2
Steve Yeager, R (1, 2) OBP: 0.267, SLG: 0.424		6-3		HR (1-H) 2B	5-3			G5-3 E (1-2) BB		3	1	1	1	1	0	2
Rick Sutcliffe, L (1, 1) OBP: 0.071, SLG: 0.143		F7		G3	K			E5 (1-2 2-3)		2	0	0	0	0	0	1
Manny Mota, R (5, PH) OBP: 0.500, SLG: 0.429										1	0	0	0	0	1	2
Jerry Reuss, L (6, 1)										1	0	0	0	0	0	2
Inning Stats	R: 4 H: 4 E: 0 LOB: 0 K: 0 BB: 0 S: 7 P: 7	R: 0 H: 1 E: 0 LOB: 1 K: 0 BB: 0 S: 4 P: 4	R: 0 H: 0 E: 0 LOB: 0 K: 0 BB: 0 S: 3 P: 3	R: 3 H: 4 E: 0 LOB: 1 K: 0 BB: 0 S: 7 P: 7	R: 1 H: 3 E: 1 LOB: 2 K: 2 BB: 0 S: 10 P: 10	R: 0 H: 0 E: 0 LOB: 0 K: 1 BB: 0 S: 5 P: 5	R: 0 H: 0 E: 0 LOB: 0 K: 3 BB: 0 S: 9 P: 9	R: 0 H: 1 E: 1 LOB: 2 K: 1 BB: 1 S: 6 P: 10		1B: 7 SF: 0 2B: 4 SAC: 0 3B: 0 DP: 1 HR: 2 HBP: 0						

PITCHER	IP	WLS	BF	H	R	ER	SO	BB	IBB	HBP	BLK	WP	HR	S	P	ERA	WHIP
Ross Grimsley, L (1, 1) ERA: 4.76	4.0	L	21	9	7	7	0	0	0	0	0	0	2	21	21	15.75	2.250
Rudy May, L (5, 1) ERA: 1.0	4.0		17	4	1	0	7	1	0	0	0	0	0	30	34	0.00	1.250

PITCHER	IP	WLS	BF	H	R	ER	SO	BB	IBB	HBP	BLK	WP	HR	S	P	ERA	WHIP

BOTTOM

Montreal Expos @ Los Angeles Dodgers

Dodger Stadium, Los Angeles, CA

Sun May 13 1979, 3:33 AM PDT

Att. 47,596 - Unknown

livebaseballscorecards.com

AB	37
R	8
H	13
RBI	8
BB	1
SO	7
LOB	18

WP: 0 PA: 38
PB: 0
SB: 0
CS: 0

Batter	1	2	3	4	5	6	7	8	9	AB	R	H	RBI	BB	SO	LOB
Andre Dawson, R (1, 8) OBP: 0.329, SLG: 0.597	S S S 0-3 ① K		x 0-0 ② F8			x 0-0 ① F8			x 0-0 ① P3	4	0	0	0	0	1	1
Rodney Scott, S (1, 4) OBP: 0.350, SLG: 0.317	B B B B 4-0 1B BB		x 0-0 ③ P6			S S S 0-3 ② K			x 0-0 ② L6	3	0	0	0	1	1	1
Warren Cromartie, L (1, 7) OBP: 0.353, SLG: 0.462	x 0-0 G6-4-3 1-2 1B			x 0-0 ① F8		x 0-0 ③ G3			x 0-0 ③ F9	4	0	1	0	0	0	1
Tony Perez, R (1, 3) OBP: 0.320, SLG: 0.360	x 0-0 ② ③ G6-4-3 1-2f			B B B 4-0 G6-4-3 BB			x 0-0 ① F9			2	0	0	0	1	0	2
Gary Carter, R (1, 2) OBP: 0.379, SLG: 0.625		B B B B 4-0 G4-3 BB		x 0-0 ② ③ G6-4-3 1-2f			x 0-0 ② 6-3			2	0	0	0	1	0	1
Ellis Valentine, R (1, 9) OBP: 0.287, SLG: 0.340		x 0-0 ① ② G4-3 1-2f			x 0-0 ① 5-3		S S S 0-3 ③ K			3	0	0	0	0	1	1
Larry Parrish, R (1, 5) OBP: 0.342, SLG: 0.427		x 0-0 1B			x 0-0 ② 6-3			x 0-0 ① P6		3	0	1	0	0	0	0
Chris Speier, R (1, 6) OBP: 0.381, SLG: 0.374		x 0-0 ③ 4-3			x 0-0 ③ L7			x 0-0 ② 6-3		3	0	0	0	0	0	1
Steve Rogers, R (1, 1) OBP: 0.364, SLG: 0.400			S S S 0-3 ① K			B B B 4-0 BB		S S S 0-3 ③ K		2	0	0	0	1	2	0
Inning Stats	R: 0 E: 0 K: 1 S: 5 H: 1 LOB: 1 BB: 1 P: 9	R: 0 E: 0 K: 0 S: 3 H: 1 LOB: 1 BB: 1 P: 7	R: 0 E: 0 K: 1 S: 5 H: 0 LOB: 0 BB: 0 P: 5	R: 0 E: 0 K: 0 S: 2 H: 0 LOB: 0 BB: 1 P: 6	R: 0 E: 0 K: 0 S: 3 H: 0 LOB: 0 BB: 0 P: 3	R: 0 E: 0 K: 1 S: 5 H: 0 LOB: 1 BB: 1 P: 9	R: 0 E: 0 K: 1 S: 5 H: 0 LOB: 0 BB: 0 P: 5	R: 0 E: 0 K: 1 S: 5 H: 0 LOB: 0 BB: 0 P: 5	R: 0 E: 0 K: 0 S: 3 H: 0 LOB: 0 BB: 0 P: 3	1B: 2 2B: 0 3B: 0 HR: 0	SF: 0 SAC: 0 DP: 3 HBP: 0						

PITCHER		IP	WLS	BF	H	R	ER	SO	BB	IBB	HBP	BLK	WP	HR	S	P	ERA	WHIP
John Denny, R ERA: 2.72	(1, 1)	9.0	W	30	2	0	0	5	4	0	0	0	0	0	36	52	0.00	0.667

PITCHER		IP	WLS	BF	H	R	ER	SO	BB	IBB	HBP	BLK	WP	HR	S	P	ERA	WHIP

TOP

Montreal Expos @ St. Louis Cardinals

Busch Stadium, St. Louis, MO

Tue May 15 1979, 7:05 PM CDT

Att. 12,515 - Unknown

livebaseballscorecards.com

AB	26
R	0
H	2
RBI	0
BB	4
SO	5
LOB	8

WP: 0	PA: 30		
PB: 0			
SB: 0			
CS: 0			

Batter	1	2	3	4	5	6	7	8	9	AB	R	H	RBI	BB	SO	LOB
Lou Brock, L (1, 7) OBP: 0.398, SLG: 0.456	G3		E7		BB			1-3		3	0	0	0	1	0	1
Ken Oberkfell, L (1, 4) OBP: 0.371, SLG: 0.433	F9		L8		P6			K		4	0	0	0	0	1	4
Keith Hernandez, L (1, 3) OBP: 0.313, SLG: 0.447	F2		4-3			K		4-3		4	0	0	0	0	1	2
Ted Simmons, S (1, 2) OBP: 0.404, SLG: 0.527 Garry Templeton, S (9, PR) OBP: 0.281, SLG: 0.321		1B	4-3			4-3			1B G3-2-3 1B S	4 0	0 0	2 0	0 0	0 0	0 0	0 0
George Hendrick, R (1, 9) OBP: 0.368, SLG: 0.459		K	5-3			1B			G3-2-3 1-3 IBB 1B	4	1	2	0	0	1	1
Tony Scott, S (1, 8) OBP: 0.322, SLG: 0.429		L9	4-3			G3			1B 1-2 G3-2-3 IBB	3	0	0	0	1	0	2
Ken Reitz, R (1, 5) OBP: 0.319, SLG: 0.415		L6		F9			G1-6-3 1B		G3-2-3 1-2 2-3 3-Hf	4	0	1	0	0	0	4
Mike Phillips, L (1, 6) OBP: 0.333, SLG: 0.333			SH1-4 1B	K			G1-6-3 1-2f		2-3 3-H 1B	4	0	2	1	0	1	1
John Denny, R (1, 1) OBP: 0.091, SLG: 0.143			SH1-4 1-2	2B			K			2	0	1	0	0	1	0
Inning Stats	R: 0 H: 0 E: 0 LOB: 0 K: 0 BB: 0 S: 3 P: 3	R: 0 H: 1 E: 0 LOB: 1 K: 1 BB: 0 S: 6 P: 6	R: 0 H: 1 E: 1 LOB: 2 K: 0 BB: 0 S: 5 P: 5	R: 0 H: 0 E: 0 LOB: 0 K: 0 BB: 0 S: 3 P: 3	R: 0 H: 1 E: 0 LOB: 2 K: 1 BB: 1 S: 6 P: 10	R: 0 H: 1 E: 0 LOB: 1 K: 1 BB: 0 S: 6 P: 6	R: 0 H: 1 E: 0 LOB: 0 K: 1 BB: 0 S: 5 P: 5	R: 0 H: 0 E: 0 LOB: 0 K: 1 BB: 0 S: 5 P: 5	R: 1 H: 3 E: 0 LOB: 2 K: 0 BB: 1 S: 4 P: 8	1B: 7 SF: 0 2B: 1 SAC: 1 3B: 0 DP: 2 HR: 0 HBP: 0						WP: 0 PA: 35 PB: 0 SB: 1 CS: 0

PITCHER	IP	WLS	BF	H	R	ER	SO	BB	IBB	HBP	BLK	WP	HR	S	P	ERA	WHIP
Steve Rogers, R (1, 1) ERA: 3.03	8.2	L	35	8	1	1	5	1	1	0	0	0	0	43	51	1.04	1.038

PITCHER	IP	WLS	BF	H	R	ER	SO	BB	IBB	HBP	BLK	WP	HR	S	P	ERA	WHIP

BOTTOM

Montreal Expos @ St. Louis Cardinals

Busch Stadium, St. Louis, MO

Tue May 15 1979, 7:05 PM CDT

Att. 12,515 - Unknown

livebaseballscorecards.com

AB	32
R	1
H	8
RBI	1
BB	2
SO	5
LOB	15

Batter	1	2	3	4	5	6	7	8	9	AB	R	H	RBI	BB	SO	LOB
Andre Dawson, R (1, 8) OBP: 0.320, SLG: 0.580	4-3		5-3			5-3		F7		4	0	0	0	0	0	1
Rodney Scott, S (1, 4) OBP: 0.340, SLG: 0.306	4-3		1-3			4-3		L4		4	0	0	0	0	0	1
Warren Cromartie, L (1, 7) OBP: 0.350, SLG: 0.455	4-3			4-3		G3			FC6-4 1B	4	0	1	0	0	0	0
Tony Perez, R (1, 3) OBP: 0.317, SLG: 0.357		6-3		L9			1B		F7	4	0	1	0	0	0	1
Gary Carter, R (1, 2) OBP: 0.383, SLG: 0.630		PB 1B 1B		2B			K		FC6-4 1-2f	4	0	2	0	0	1	2
Ellis Valentine, R (1, 9) OBP: 0.277, SLG: 0.327		K		6-3			P8		K	4	0	0	0	0	2	4
Larry Parrish, R (1, 5) OBP: 0.342, SLG: 0.425		PB 1-2 1B	L4				F8			3	0	1	0	0	0	1
Chris Speier, R (1, 6) OBP: 0.380, SLG: 0.373		F9 1-2 2-3	F8					4-3 1B		3	0	1	0	0	0	2
Bill Lee, L (1, 1) OBP: 0.111, SLG: 0.111			4-3		F8			4-3 1-2		2	0	0	0	0	0	0
Tom Hutton, L (8, PH) OBP: 0.250, SLG: 0.100										1	0	0	0	0	0	1
Woodie Fryman, R (8, 1)										0	0	0	0	0	0	0
Inning Stats	R: 0 E: 0 K: 0 S: 3 H: 0 LOB: 0 BB: 0 P: 3	R: 0 E: 0 K: 1 S: 7 H: 2 LOB: 2 BB: 0 P: 7	R: 0 E: 0 K: 0 S: 3 H: 0 LOB: 0 BB: 0 P: 3	R: 0 E: 0 K: 0 S: 4 H: 1 LOB: 1 BB: 0 P: 4	R: 0 E: 0 K: 0 S: 3 H: 0 LOB: 0 BB: 0 P: 3	R: 0 E: 0 K: 0 S: 3 H: 0 LOB: 0 BB: 0 P: 3	R: 0 E: 0 K: 1 S: 6 H: 1 LOB: 1 BB: 0 P: 6	R: 0 E: 0 K: 0 S: 4 H: 1 LOB: 1 BB: 0 P: 4	R: 0 E: 0 K: 1 S: 6 H: 1 LOB: 1 BB: 0 P: 6	1B: 5 2B: 1 3B: 0 HR: 0	SF: 0 SAC: 0 DP: 0 HBP: 0						

TOP

Montreal Expos @ St. Louis Cardinals

Busch Stadium, St. Louis, MO

Wed May 16 1979, 7:05 PM CDT

Att. 11,547 - Unknown

livebaseballscorecards.com

AB	33
R	0
H	6
RBI	0
BB	0
SO	3
LOB	13

PITCHER		IP	WLS	BF	H	R	ER	SO	BB	IBB	HBP	BLK	WP	HR	S	P	ERA	WHIP
Bob Forsch, R ERA: 3.33	(1, 1)	8.0	W	30	6	0	0	2	0	0	0	0	0	0	34	34	0.00	0.750
Mark Littell, R ERA: 2.84	(9, 1)	1.0	S	3	0	0	0	1	0	0	0	0	0	0	5	5	0.00	0.000

PITCHER		IP	WLS	BF	H	R	ER	SO	BB	IBB	HBP	BLK	WP	HR	S	P	ERA	WHIP

Batter	1	2	3	4	5	6	7	8	9	AB	R	H	RBI	BB	SO	LOB
Lou Brock, L (1, 7) OBP: 0.402, SLG: 0.458	4-3		1B			2B BB 1B		4-3		4	1	2	0	0	0	0
Jerry Mumphrey, S (9, 7) OBP: 0.300, SLG: 0.263										0	0	0	0	0	0	0
Tony Scott, S (1, 8) OBP: 0.313, SLG: 0.417	P5		F5			F9		S S S 0-3 K		4	0	0	0	0	1	2
Keith Hernandez, L (1, 3) OBP: 0.311, SLG: 0.437	F2			G3		B B B 4-0 1-2 2B BB		L8		3	1	0	0	1	0	0
Ted Simmons, S (1, 2) OBP: 0.403, SLG: 0.531		4-3		F7		1B 1-H 2-H 2B				3	0	1	2	0	0	0
George Hendrick, R (1, 9) OBP: 0.375, SLG: 0.474		1B 2B		F9		2-3 1B				3	0	2	0	0	0	0
Ken Reitz, R (1, 5) OBP: 0.312, SLG: 0.405		1-3			5-3	F8				3	0	0	0	0	0	3
Mike Tyson, R (1, 4) OBP: 0.265, SLG: 0.387		2-H 1B			L7		4-3			3	0	1	0	0	0	0
Mike Phillips, L (1, 6) OBP: 0.296, SLG: 0.296			6-3		6-3		1-3			3	0	0	0	0	0	0
Bob Forsch, R (1, 1) OBP: 0.350, SLG: 0.500			F8			F6	F2			3	0	0	0	0	0	0
Mark Littell, L (9, 1)										0	0	0	0	0	0	0
Inning Stats	R: 0 E: 0 K: 0 S: 3 H: 0 LOB: 0 BB: 0 P: 3	R: 0 E: 0 K: 0 S: 4 H: 2 LOB: 2 BB: 0 P: 4	R: 0 E: 0 K: 0 S: 4 H: 1 LOB: 1 BB: 0 P: 4	R: 0 E: 0 K: 0 S: 3 H: 0 LOB: 0 BB: 0 P: 3	R: 0 E: 0 K: 0 S: 3 H: 0 LOB: 0 BB: 0 P: 3	R: 2 E: 0 K: 0 S: 6 H: 3 LOB: 2 BB: 1 P: 10	R: 0 E: 0 K: 0 S: 3 H: 0 LOB: 0 BB: 0 P: 3	R: 0 E: 0 K: 1 S: 5 H: 0 LOB: 0 BB: 0 P: 5		1B: 4 2B: 2 3B: 0 HR: 0	SF: 0 SAC: 0 DP: 0 HBP: 0					

PITCHER		IP	WLS	BF	H	R	ER	SO	BB	IBB	HBP	BLK	WP	HR	S	P	ERA	WHIP
Bill Lee, L ERA: 4.1	(1, 1)	7.0	L	27	6	2	2	0	1	0	0	0	0	0	26	30	2.57	1.000
Woodie Fryman, L ERA: 2.77	(8, 1)	1.0		3	0	0	0	1	0	0	0	0	0	0	5	5	0.00	0.000

PITCHER	IP	WLS	BF	H	R	ER	SO	BB	IBB	HBP	BLK	WP	HR	S	P	ERA	WHIP

BOTTOM

Montreal Expos @ St. Louis Cardinals

Busch Stadium, St. Louis, MO

Wed May 16 1979, 7:05 PM CDT

Att. 11,547 - Unknown

livebaseballscorecards.com

AB	29
R	2
H	6
RBI	2
BB	1
SO	1
LOB	5

Montreal Expos @ Philadelphia Phillies

Veterans Stadium, Philadelphia, PA

Fri May 18 1979, 7:05 PM EDT

Att. 31,481 - Unknown

TOP

livebaseballscorecards.com

Batter	1	2	3	4	5	6	7	8	9	AB	R	H	RBI	BB	SO	LOB
Andre Dawson, R (1, 8) OBP: 0.336, SLG: 0.603	0-0 1B		0-0 F8 ②			BBBB 4-0 1B SF8 BB	0-0 1-H HR		IIII 4-0 IBB	3	2	2	2	2	0	0
Rodney Scott, S (1, 4) OBP: 0.331, SLG: 0.299	0-0 S 1-3 1B		SSS 0-3 K ③			0-0 P4 ①	0-0 F7 ③		0-0 L3 ①	5	0	1	0	0	1	4
Warren Cromartie, L (1, 7) OBP: 0.340, SLG: 0.458	SSS 0-3 K ① 1-2			0-0 F7 ①		0-0 1-3 1B		0-0 P4 ①	0-0 F8 ②	5	0	1	0	0	1	5
Tony Perez, R (1, 3) OBP: 0.313, SLG: 0.353	0-0 F4 ②			0-0 1B		0-0 SF8 ② 3-H		0-0 F9 ②	SSS 0-3 K ③	4	0	1	1	0	1	5
Gary Carter, R (1, 2) OBP: 0.380, SLG: 0.603	0-0 5-3 ③			0-0 F8 ②		0-0 L5 ③		BBBB 4-0 BB		3	0	0	0	1	0	4
Ellis Valentine, R (1, 9) OBP: 0.264, SLG: 0.319		0-0 F8 ①		0-0 F8 ③			0-0 3-1 6-3 2B	0-0 F3 ③		4	1	1	0	0	0	2
Larry Parrish, R (1, 5) OBP: 0.336, SLG: 0.416		0-0 F9 ②			0-0 F3 ①		0-0 3-1 ① 2-3		0-0 1B 2B 2B	4	1	1	0	0	0	1
Chris Speier, R (1, 6) OBP: 0.372, SLG: 0.364		0-0 5-3 ③			SSS 0-3 K ②		0-0 6-3 ② 3-H		0-0 2B 2-3 1B	4	0	1	1	0	1	0
Ross Grimsley, L (1, 1) OBP: 0.067, SLG: 0.067			0-0 6-3 ①		0-0 5-3 ③		0-0 HR 1B		0-0 1-3 2B 3-H	0	0	0	0	0	0	0
Ken Macha, R (3, PH)										1	0	0	0	0	0	0
Stan Bahnsen, R (3, 1)										1	0	0	0	0	0	0
Tom Hutton, L (7, PH) OBP: 0.308, SLG: 0.182										1	1	1	0	0	0	0
Elias Sosa, R (7, 1) OBP: 0.333, SLG: 0.500										1	0	1	1	0	0	0
Inning Stats	R: 0 E: 0 K: 1 S: 7 H: 2 LOB: 2 BB: 0 P: 7	R: 0 E: 0 K: 0 S: 3 H: 0 LOB: 0 BB: 0 P: 3	R: 0 E: 0 K: 1 S: 5 H: 0 LOB: 0 BB: 0 P: 5	R: 0 E: 0 K: 0 S: 4 H: 1 LOB: 1 BB: 0 P: 4	R: 0 E: 0 K: 1 S: 5 H: 0 LOB: 0 BB: 0 P: 5	R: 1 E: 0 K: 0 S: 4 H: 1 LOB: 1 BB: 1 P: 8	R: 3 E: 0 K: 0 S: 6 H: 3 LOB: 0 BB: 0 P: 6	R: 0 E: 0 K: 0 S: 3 H: 0 LOB: 1 BB: 1 P: 7	R: 1 E: 0 K: 1 S: 8 H: 3 LOB: 3 BB: 1 P: 12	1B: 6 2B: 3 3B: 0 HR: 1	SF: 1 SAC: 0 DP: 0 HBP: 0						

AB	36
R	5
H	10
RBI	5
BB	3
SO	4
LOB	21

WP: 0 PB: 0 SB: 1 CS: 0 PA: 40

PITCHER		IP	WLS	BF	H	R	ER	SO	BB	IBB	HBP	BLK	WP	HR	S	P	ERA	WHIP
Dick Ruthven, R ERA: 2.31	(1, 1)	7.0	L	29	7	4	4	3	1	0	0	0	0	1	34	38	5.14	1.143
Ron Reed, R ERA: 2.81	(8, 1)	1.0		8	3	1	1	0	1	1	0	0	0	0	6	14	9.00	4.000
Tug McGraw, L ERA: 4.15	(9, 1)	1.0		3	0	0	0	1	0	0	0	0	0	0	5	5	0.00	0.000

PITCHER	IP	WLS	BF	H	R	ER	SO	BB	IBB	HBP	BLK	WP	HR	S	P	ERA	WHIP

Batter	1	2	3	4	5	6	7	8	9	AB	R	H	RBI	BB	SO	LOB
Jose Cardenal, R (1, 7) OBP: 0.350, SLG: 0.200	0-0 ① 5-3	0-0 ③ L5			4-0 L3 BB		0-0 BB 1B 1B		0-3 ③ K	2	0	0	0	1	0	1
Del Unser, L (7, PH) OBP: 0.378, SLG: 0.457										1	0	1	0	0	0	0
Ron Reed, R (8, 1) OBP: 0.400, SLG: 0.500										0	0	0	0	0	0	0
Tug McGraw, R (9, 1) OBP: 1.000, SLG: 1.000										0	0	0	0	0	0	0
Rudy Meoli, L (9, PH) OBP: 0.289, SLG: 0.242										1	0	0	0	0	1	0
Larry Bowa, S (1, 6) OBP: 0.367, SLG: 0.355	0-0 ② F8		0-0 ① 1-3		0-0 ①② L3 1-2		0-0 ② F5			4	0	0	0	0	0	2
Pete Rose, S (1, 3) OBP: 0.436, SLG: 0.467	0-0 ③ 5-3		0-0 E1 FC6-4		0-0 ③ 4-3		4-0 1B 1-2 BB			3	0	0	0	1	0	0
Mike Schmidt, R (1, 5) OBP: 0.411, SLG: 0.667		0-0 FC5-4 1B	0-3 ② K			0-0 ① 1-3	0-0 ③ 1-2 2-H 1B			4	0	2	0	0	1	1
Mike Anderson, R (1, 9) OBP: 0.474, SLG: 0.400		0-3 ① K	0-0 ③ FC6-4 1-2f			4-0 1B 1B BB		0-3 ① K		2	0	0	0	1	1	2
(8, 7)																
Tim McCarver, L (8, PH) OBP: 0.300, SLG: 0.304										1	0	0	0	0	1	0
(9, 7)																
Garry Maddox, R (1, 8) OBP: 0.331, SLG: 0.533		0-0 ② FC5-4 1-2f 2B		0-0 1B		0-0 1B 1-2 1B		0-0 ② F8		1	1	0	0	0	0	1
Greg Gross, L (3, 8) OBP: 0.333, SLG: 0.438										3	0	2	0	0	0	0
Bob Boone, R (1, 2) OBP: 0.348, SLG: 0.416	0-0 1-H 1B 2B		0-0 ① P4			0-0 G4-6-3 1-2 2-3 1B		0-0 ③ 6-3		4	1	2	1	0	0	1
Ramon Aviles, R (1, 4) OBP: 0.536, SLG: 0.560	0-0 2-H E 1B		0-0 ② F9			0-0 ②③ G4-6-3 1-2f			0-3 ① K	4	1	1	1	0	1	4
Dick Ruthven, R (1, 1) OBP: 0.192, SLG: 0.160	0-0 E5 2-H		0-3 ③ K				0-0 ① 4-3		0-0 ② F7	2	0	0	0	0	1	1
Bake McBride, L (7, PH) OBP: 0.295, SLG: 0.357										2	0	0	0	0	0	0
(8, 9)																
Inning Stats	R: 0 H: 0 E: 0 LOB: 0 K: 0 BB: 0 S: 3 P: 3	R: 3 H: 3 E: 1 LOB: 1 K: 1 BB: 0 S: 9 P: 9	R: 0 H: 0 E: 1 LOB: 1 K: 1 BB: 0 S: 6 P: 6	R: 0 H: 1 E: 0 LOB: 1 K: 1 BB: 0 S: 6 P: 6	R: 0 H: 0 E: 0 LOB: 0 K: 0 BB: 1 S: 2 P: 6	R: 0 H: 2 E: 0 LOB: 2 K: 0 BB: 1 S: 4 P: 8	R: 0 H: 2 E: 0 LOB: 2 K: 0 BB: 1 S: 4 P: 8	R: 0 H: 0 E: 0 LOB: 0 K: 1 BB: 0 S: 5 P: 5	R: 0 H: 0 E: 0 LOB: 0 K: 2 BB: 0 S: 7 P: 7	1B: 7 SF: 0 2B: 2 SAC: 0 3B: 0 DP: 2 HR: 0 HBP: 0							

PITCHER		IP	WLS	BF	H	R	ER	SO	BB	IBB	HBP	BLK	WP	HR	S	P	ERA	WHIP
Ross Grimsley, L ERA: 4.94	(1, 1)	2.0		10	3	3	2	1	0	0	0	0	0	0	12	12	9.00	1.500
Stan Bahnsen, R ERA: 3.32	(3, 1)	4.0	W	16	3	0	0	2	2	0	0	0	0	0	18	26	0.00	1.250
Elias Sosa, R ERA: 1.59	(7, 1)	3.0	S	11	2	0	0	3	1	0	0	0	0	0	16	20	0.00	1.000

PITCHER	IP	WLS	BF	H	R	ER	SO	BB	IBB	HBP	BLK	WP	HR	S	P	ERA	WHIP

BOTTOM

Montreal Expos @ Philadelphia Phillies

Veterans Stadium, Philadelphia, PA

Fri May 18 1979, 7:05 PM EDT

Att. 31,481 - Unknown

livebaseballscorecards.com

AB	34
R	3
H	8
RBI	2
BB	3
SO	6
LOB	13

Batter	1	2	3	4	5	6	7	8	9	AB	R	H	RBI	BB	SO	LOB
Andre Dawson, R (1, 8) OBP: 0.331, SLG: 0.610	P6		F7		HR (2-H)	K (1-2)		K		5	1	1	2	0	2	2
Rodney Scott, S (1, 4) OBP: 0.321, SLG: 0.288	6-3		F8		1-3	6-3		4-3		5	0	0	0	0	0	2
Warren Cromartie, L (1, 7) OBP: 0.342, SLG: 0.477	6-3			K	HR		HR 1B	K		5	2	2	1	0	2	0
Tony Perez, R (1, 3) OBP: 0.316, SLG: 0.387		F9		F9	1B 2B		HR (1-H)		F8	5	1	2	2	0	0	0
Gary Carter, R (1, 2) OBP: 0.388, SLG: 0.597		F9		HBP	1B (2-H)		F8		BB 2B BB	3	1	1	0	1	0	0
Ellis Valentine, R (1, 9) OBP: 0.286, SLG: 0.359		1B 1B		K		1B 1B 1B	HR		2B 1-2 BB	4	2	3	1	1	1	1
Larry Parrish, R (1, 5) OBP: 0.346, SLG: 0.424		1-2 1B			2B 1B	1B 1-2 1B	K		K	5	1	3	0	0	2	2
Chris Speier, R (1, 6) OBP: 0.366, SLG: 0.365		F8			K	K	6-3		1-3 (2-H) 2B	5	0	1	1	0	2	5
Steve Rogers, R (1, 1) OBP: 0.348, SLG: 0.381 Tom Hutton, L (5, PH) OBP: 0.357, SLG: 0.333 Rudy May, L (5, 1) Jerry White, S (6, PH) OBP: 0.289, SLG: 0.459 Dan Schatzeder, L (6, 1) OBP: 0.273, SLG: 0.500			K		HR (1-H) 2B	S (1-3 2-H) 1B		HR	K	1 1 0 1 2	0 1 0 0 1	0 1 0 1 2	0 1 0 1 1	1 0 0 0 0	0 0 0 0 1	0 0 0 0 2
Inning Stats	R: 0 E: 0 K: 0 S: 3 H: 0 LOB: 0 BB: 0 P: 3	R: 0 E: 0 K: 0 S: 5 H: 2 LOB: 2 BB: 0 P: 5	R: 0 E: 0 K: 1 S: 5 H: 0 LOB: 0 BB: 0 P: 5	R: 0 E: 0 K: 2 S: 7 H: 0 LOB: 1 BB: 0 P: 8	R: 4 E: 0 K: 1 S: 10 H: 6 LOB: 2 BB: 0 P: 10	R: 1 E: 0 K: 2 S: 10 H: 3 LOB: 2 BB: 0 P: 10	R: 3 E: 0 K: 1 S: 8 H: 3 LOB: 0 BB: 0 P: 8	R: 1 E: 0 K: 2 S: 8 H: 1 LOB: 0 BB: 0 P: 8	R: 1 E: 0 K: 2 S: 8 H: 1 LOB: 2 BB: 2 P: 16	1B: 8 2B: 3 3B: 0 HR: 5 SF: 0 SAC: 0 DP: 0 HBP: 1						

PITCHER		IP	WLS	BF	H	R	ER	SO	BB	IBB	HBP	BLK	WP	HR	S	P	ERA	WHIP
Larry Christenson, R ERA: 4.32	(1, 1)	4.2		22	7	4	4	4	0	0	1	0	0	2	29	30	7.71	1.500
Rawly Eastwick, R ERA: 6.39	(5, 1)	1.1	L	7	4	1	1	2	0	0	0	0	0	0	11	11	6.75	3.000
Doug Bird, R ERA: 8.1	(7, 1)	2.0		10	4	4	4	3	0	0	0	0	0	3	16	16	18.00	2.000
Jim Lonborg, R ERA: 9.0	(9, 1)	1.0		6	1	1	1	2	2	0	0	0	0	0	8	16	9.00	3.000

PITCHER	IP	WLS	BF	H	R	ER	SO	BB	IBB	HBP	BLK	WP	HR	S	P	ERA	WHIP

TOP

Montreal Expos @ Philadelphia Phillies

Veterans Stadium, Philadelphia, PA

Sat May 19 1979, 7:05 PM EDT

Att. 33,212 - Unknown

livebaseballscorecards.com

AB	42
R	10
H	16
RBI	10
BB	2
SO	11
LOB	14

WP: 0	PA: 45
PB: 0	
SB: 1	
CS: 0	

Batter	1	2	3	4	5	6	7	8	9	AB	R	H	RBI	BB	SO	LOB
Bake McBride, L (1, 9) OBP: 0.299, SLG: 0.377	5-3	1-H, 2-H, HR		4-3		BBB, 1-2, BB			SSS, K	4	1	1	3	1	1	1
Larry Bowa, S (1, 6) OBP: 0.362, SLG: 0.349	4-3, 1B, 1B	6-3		3-1		P4			FC6-4, 1-2f, 2B	5	1	1	0	0	0	3
Pete Rose, S (1, 3) OBP: 0.440, SLG: 0.479	4-3, 1-2, 1B		S, E, 1B		6-3		6-3		1-H, 2B	5	1	3	1	0	0	0
Mike Schmidt, R (1, 5) OBP: 0.404, SLG: 0.646	4-3, 1-2, 2-3		SSS, K, 1-2		BBB, BB		SSS, K		SSS, K	4	0	0	0	1	3	4
Del Unser, L (1, 7) OBP: 0.366, SLG: 0.421	F7		BBBB, E, BB		P6		F9			3	0	0	0	1	0	3
Greg Gross, L (1, 8) OBP: 0.273, SLG: 0.350		F7	F7		G3			6-3		4	0	0	0	0	0	3
Jim Lonborg, R (9, 1)										0	0	0	0	0	0	0
Bob Boone, R (1, 2) OBP: 0.345, SLG: 0.410		1B, HR, 1B	E6, 1-3, 2-H			F8		P6		4	1	1	0	0	0	1
Rudy Meoli, L (1, 4) OBP: 0.300, SLG: 0.257		1-2, HR, 1B	SSS, K			SSS, K		P3		2	1	1	0	0	1	2
Ramon Aviles, R (6, PH) OBP: 0.500, SLG: 0.519 (7, 4)										2	0	0	0	0	1	0
Larry Christenson, R (1, 1)		SSS, K		SSS, K		BBBB, BB			BBBB, FC6-4, BB	2	0	0	0	0	2	2
Rawly Eastwick, R (5, 1)										0	0	0	0	0	0	0
Greg Luzinski, R (6, PH) OBP: 0.400, SLG: 0.461										0	0	0	0	1	0	0
Dick Ruthven, R (6, PR) OBP: 0.192, SLG: 0.160										0	0	0	0	0	0	0
Doug Bird, R (7, 1)										0	0	0	0	0	0	0
Mike Anderson, R (9, 8) OBP: 0.500, SLG: 0.400										0	0	0	0	1	0	0
Inning Stats	R: 0 E: 0 K: 0 S: 5 H: 2 LOB: 2 BB: 0 P: 5	R: 3 E: 0 K: 1 S: 8 H: 3 LOB: 0 BB: 0 P: 8	R: 1 E: 1 K: 2 S: 9 H: 1 LOB: 2 BB: 1 P: 13	R: 0 E: 0 K: 1 S: 5 H: 0 LOB: 0 BB: 0 P: 5	R: 0 E: 0 K: 0 S: 3 H: 0 LOB: 1 BB: 1 P: 7	R: 0 E: 0 K: 1 S: 5 H: 0 LOB: 2 BB: 2 P: 13	R: 0 E: 0 K: 1 S: 5 H: 0 LOB: 0 BB: 0 P: 5	R: 0 E: 0 K: 0 S: 3 H: 0 LOB: 0 BB: 0 P: 3	R: 1 E: 0 K: 2 S: 8 H: 1 LOB: 1 BB: 1 P: 12	1B: 5 2B: 1 3B: 0 HR: 1 SF: 0 SAC: 0 DP: 0 HBP: 0						

PITCHER	IP	WLS	BF	H	R	ER	SO	BB	IBB	HBP	BLK	WP	HR	S	P	ERA	WHIP
Steve Rogers, R (1, 1) ERA: 3.26	4.0		20	6	4	3	4	1	0	0	0	0	1	27	31	6.75	1.750
Rudy May, L (5, 1) ERA: 0.9	1.0	W	4	0	0	0	0	1	0	0	0	0	0	3	7	0.00	1.000
Dan Schatzeder, L (6, 1) ERA: 2.45	4.0	S	16	1	1	1	4	3	0	0	0	0	0	21	33	2.25	1.000

PITCHER	IP	WLS	BF	H	R	ER	SO	BB	IBB	HBP	BLK	WP	HR	S	P	ERA	WHIP

BOTTOM

Montreal Expos @ Philadelphia Phillies

Veterans Stadium, Philadelphia, PA

Sat May 19 1979, 7:05 PM EDT

Att. 33,212 - Unknown

livebaseballscorecards.com

AB	35
R	5
H	7
RBI	4
BB	5
SO	8
LOB	19

WP: 0	PB: 0	SB: 1	CS: 0	PA: 40													

Montreal Expos @ Philadelphia Phillies

Veterans Stadium, Philadelphia, PA

Sun May 20 1979, 3:33 AM EDT

Att. 48,631 - Unknown

TOP

livebaseballscorecards.com

Batter	1	2	3	4	5	6	7	8	9	AB	R	H	RBI	BB	SO	LOB
Andre Dawson, R (1, 8) OBP: 0.331, SLG: 0.596	H 1-0 E 1-3 1B HBP	x 0-0 ①② FC5-2 1-2 2-3 3-H		x 0-0 ② F8		x 0-0 ① F3	x 0-0 1-2 2-H 3-H 1B		x 0-0 ① F9	5	1	1	2	0	0	3
Rodney Scott, S (1, 4) OBP: 0.309, SLG: 0.276	x 0-0 ① 1-3 1-2	x 0-0 ③ 4-3		x 0-0 ③ 4-3		x 0-0 ② 1-3	S S S 0-3 ③ K		x 0-0 ② F6	6	0	0	0	0	1	5
Warren Cromartie, L (1, 7) OBP: 0.341, SLG: 0.503	x 0-0 ② G3 2-3		x 0-0 ① 4-3		x 0-0 HR	x 0-0 ③ F7		x 0-0 SF9 3B	x 0-0 ③ 4-3	6	2	2	1	0	0	1
Gary Carter, R (1, 2) OBP: 0.403, SLG: 0.608	B B B B 4-0 1B BB		B B B 4-0 2B E BB		x 0-0 1B 2B		B B B 4-0 BB 1B BB	x 0-0 ① SF9 3-H		1	3	1	1	3	0	0
Tony Solaita, L (1, 3) OBP: 0.545, SLG: 0.778	x 0-0 1-2 3-H 1B		x 0-0 1-3 E 2B		x 0-0 F8 2-H 1B		S S S 0-3 ① K	x 0-0 1B 2B 1B		5	2	4	2	0	1	1
Ellis Valentine, R (1, 9) OBP: 0.298, SLG: 0.358	x 0-0 ③ 4-3		I I I I 4-0 FC6-4 IBB		x 0-0 ① F8 1-2		B B B B 4-0 1B 1-2 1B BB	x 0-0 2B 1-2 1B		3	1	1	0	2	0	3
Larry Parrish, R (1, 5) OBP: 0.356, SLG: 0.434		x 0-0 E4 2B FC5-2 1B	x 0-0 ② FC6-4 1-2f 2-H 3-H	I I 4-0 IBB			S S S 0-3 ② K	x 0-0 1-3 2-H 2B		4	0	2	1	1	1	3
Jim Mason, L (1, 6) OBP: 0.333, SLG: 0.444		x 0-0 FC5-2 2-3 2B	x 0-0 ③ L1	x 0-0 ② F2			x 0-0 1-3 2-H 1B	x 0-0 ② G3		5	1	2	1	0	0	5
Bill Lee, L (1, 1) OBP: 0.158, SLG: 0.158 David Palmer, R (3, 1) Tom Hutton, L (5, PH) OBP: 0.333, SLG: 0.308 Stan Bahnsen, R (5, 1) Jerry White, S (7, PH) OBP: 0.308, SLG: 0.459 Elias Sosa, R (7, 1) OBP: 0.286, SLG: 0.429		x 0-0 FC5-2 1B		S S S 0-3 ① K	x 0-0 ③ F8		B B B B 4-0 1B BB	S S S 0-3 ③ K		1 1 1 0 0 1 1	0 0 0 0 0 0 0	1 0 0 0 0 0 0	0 0 0 0 1 0 0	0 1 0 0 0 0 0	0 0 0 0 0 0 0	0 0 2 0 0 0 2

	AB	39
	R	10
	H	14
	RBI	8
	BB	7
	SO	5
	LOB	25

Inning Stats																								
	R: 1	H: 1	R: 0	H: 3	R: 2	H: 1	R: 0	H: 0	R: 2	H: 3	R: 0	H: 0	R: 3	H: 2	R: 2	H: 4	R: 0	H: 0	1B: 8	SF: 1	WP: 0	PA: 48
	E: 1	LOB: 2	E: 1	LOB: 2	E: 1	LOB: 1	E: 0	LOB: 0	E: 0	LOB: 2	E: 0	LOB: 0	E: 0	LOB: 2	E: 0	LOB: 2	E: 0	LOB: 0	2B: 4	SAC: 0	PB: 0	
	K: 0	BB: 1	K: 0	BB: 0	K: 0	BB: 1	K: 1	BB: 0	K: 0	BB: 1	K: 0	BB: 0	K: 3	BB: 3	K: 1	BB: 0	K: 0	BB: 0	3B: 1	DP: 1	SB: 0	
	S: 4	P: 9	S: 5	P: 5	S: 4	P: 12	S: 5	P: 5	S: 6	P: 10	S: 3	P: 3	S: 11	P: 23	S: 9	P: 9	S: 3	P: 3	HR: 1	HBP: 1	CS: 0	

PITCHER		IP	WLS	BF	H	R	ER	SO	BB	IBB	HBP	BLK	WP	HR	S	P	ERA	WHIP
Nino Espinosa, R ERA: 2.8	(1, 1)	6.1	L	33	8	7	5	2	4	2	1	0	0	1	30	55	7.11	1.895
Ron Reed, R ERA: 3.71	(7, 1)	1.0		10	6	3	3	2	1	0	0	0	0	0	13	17	27.00	7.000
Tug McGraw, L ERA: 3.95	(8, 1)	0.2		2	0	0	0	1	0	0	0	0	0	0	4	4	0.00	0.000
Rawly Eastwick, R ERA: 5.93	(9, 1)	1.0		3	0	0	0	0	0	0	0	0	0	0	3	3	0.00	0.000

PITCHER	IP	WLS	BF	H	R	ER	SO	BB	IBB	HBP	BLK	WP	HR	S	P	ERA	WHIP

Batter	1	2	3	4	5	6	7	8	9	AB	R	H	RBI	BB	SO	LOB
Bake McBride, L (1, 9) OBP: 0.302, SLG: 0.373	BBBB; 4-0; 2B; BB		x; 0-0; BB 1B; 1B; 1B	x; 0-0; ③; F5			x; 0-0; ①; 4-3		x; 0-0; ①; 3-1	4	2	1	0	1	0	0
Larry Bowa, S (1, 6) OBP: 0.369, SLG: 0.371	x; 0-0; ①; F8		x; 0-0; BB; 1-2; 1B; 1B		x; 0-0; 1B; 3B		x; 0-0; G4-6-3; 1B		x; 0-0; ②; F7	5	2	3	0	0	0	1
Pete Rose, S (1, 3) OBP: 0.439, SLG: 0.476	x; 0-0; ②; F8		x; 0-0; ①; F9		x; 0-0; 1B; 3-H; 1B		x; 0-0; ②③; G4-6-3; 1-2f		x; 0-0; 1B	5	0	2	1	0	0	4
Mike Schmidt, R (1, 5) OBP: 0.416, SLG: 0.656	x; 0-0; 1-H; 2B		BBBB; 4-0; 1B; E; 1-2; 2-3; BB		x; 0-0; ①②; 1-3; 1B			x; 0-0; 2B; 1B	SSS; 0-3; ③; K	4	1	3	1	1	1	1
Jose Cardenal, R (1, 7) OBP: 0.333, SLG: 0.211	x; 0-0; ③; 6-3		x; 0-0; E; S; SF9; 1-3; 2-H; 3-H; 1B		x; 0-0; ③; 6-3			SSS; 0-3; ①; K		4	1	1	2	0	1	2
Garry Maddox, R (1, 8) OBP: 0.338, SLG: 0.547		x; 0-0; 2B	x; 0-0; ②; SF9; 1-H; 3-H			x; 0-0; 1B		x; 0-0; 1-3; 2B		2	0	2	1	0	0	0
Greg Gross, L (8, 8) OBP: 0.304, SLG: 0.429										1	0	1	0	0	0	0
Bob Boone, R (1, 2) OBP: 0.333, SLG: 0.394		x; 0-0; ①; P4	x; 0-0; ③; 6-3				SSS; 0-3; ①; K	x; 0-0; ②; L5		4	0	0	0	0	1	4
Ramon Aviles, R (1, 4) OBP: 0.455, SLG: 0.467		x; 0-0; ②; 5-3		x; 0-0; ①; F7		x; 0-0; ②; F8		BBBB; 4-0; BB		3	0	0	0	0	0	2
Del Unser, L (8, PH) OBP: 0.381, SLG: 0.421										0	0	0	0	1	0	0
Rudy Meoli, L (9, 4) OBP: 0.300, SLG: 0.257										0	0	0	0	0	0	0
Nino Espinosa, R (1, 1) OBP: 0.160, SLG: 0.125		x; 0-0; ③; 6-3		SSS; 0-3; ②; K			SSS; 0-3; ③; K	x; 0-0; ③; 4-3		3	0	0	0	0	2	2
Ron Reed, R (7, 1) OBP: 0.400, SLG: 0.500										0	0	0	0	0	0	0
Tug McGraw, R (8, 1) OBP: 1.000, SLG: 1.000										0	0	0	0	0	0	0
Greg Luzinski, R (8, PH) OBP: 0.397, SLG: 0.456										1	0	0	0	0	0	3
Rawly Eastwick, R (9, 1)										0	0	0	0	0	0	0
Inning Stats	R: 1 E: 0 K: 0 S: 4 H: 1 LOB: 1 BB: 1 P: 8	R: 0 E: 0 K: 0 S: 4 H: 1 LOB: 1 BB: 0 P: 4	R: 4 E: 0 K: 0 S: 6 H: 3 LOB: 0 BB: 1 P: 10	R: 0 E: 0 K: 1 S: 5 H: 0 LOB: 0 BB: 0 P: 5	R: 1 E: 0 K: 0 S: 4 H: 3 LOB: 0 BB: 0 P: 4	R: 0 E: 0 K: 2 S: 8 H: 1 LOB: 1 BB: 0 P: 8	R: 0 E: 0 K: 0 S: 3 H: 1 LOB: 0 BB: 0 P: 3	R: 0 E: 0 K: 1 S: 7 H: 2 LOB: 3 BB: 1 P: 11	R: 0 E: 0 K: 1 S: 6 H: 1 LOB: 1 BB: 0 P: 6	1B: 9 2B: 3 3B: 1 HR: 0 SF: 1 SAC: 0 DP: 1 HBP: 0						

PITCHER		IP	WLS	BF	H	R	ER	SO	BB	IBB	HBP	BLK	WP	HR	S	P	ERA	WHIP
Bill Lee, L ERA: 4.62	(1, 1)	2.1		14	5	5	4	0	2	0	0	0	0	0	12	20	15.43	3.000
David Palmer, R ERA: 5.06	(3, 1)	1.2		5	0	0	0	1	0	0	0	0	0	0	7	7	0.00	0.000
Stan Bahnsen, R ERA: 3.42	(5, 1)	2.0	W	8	4	1	1	2	0	0	0	0	0	0	12	12	4.50	2.000
Elias Sosa, R ERA: 1.44	(7, 1)	3.0	S	13	4	0	0	2	1	0	0	0	0	0	16	20	0.00	1.667

PITCHER	IP	WLS	BF	H	R	ER	SO	BB	IBB	HBP	BLK	WP	HR	S	P	ERA	WHIP

BOTTOM

Montreal Expos @ Philadelphia Phillies

Veterans Stadium, Philadelphia, PA

Sun May 20 1979, 3:33 AM EDT

Att. 48,631 - Unknown

livebaseballscorecards.com

AB	36
R	6
H	13
RBI	5
BB	3
SO	5
LOB	19

Batter	1	2	3	4	5	6	7	8	9	AB	R	H	RBI	BB	SO	LOB
Omar Moreno, L (1, 8) OBP: 0.364, SLG: 0.432	HR	F8		K		K			4-3	5	1	1	1	0	2	4
Tim Foli, R (1, 6) OBP: 0.355, SLG: 0.365	BLK, 2B		F2		F9		K		5-3	5	0	1	0	0	1	0
Dave Parker, L (1, 9) OBP: 0.394, SLG: 0.553	6-4, BB 2-3		2B		K		F8		K	4	0	1	0	1	2	0
Willie Stargell, L (1, 3) OBP: 0.374, SLG: 0.714	K		K		HR		1B			4	1	2	1	0	2	3
John Milner, L (1, 7) OBP: 0.385, SLG: 0.613	BB 1-2		K		P4		P4			2	0	0	0	1	1	1
Bill Robinson, R (7, PH) OBP: 0.278, SLG: 0.500 (7, 7)										1	0	0	0	0	0	1
Ed Ott, L (1, 2) OBP: 0.253, SLG: 0.398	6-4 2-3f			F5		F7		HR		4	1	1	1	0	0	3
Rennie Stennett, R (1, 4) OBP: 0.298, SLG: 0.317		1B		2B		FC1-5, BB 1B		5-3		4	1	3	0	0	0	0
Lee Lacy, R (8, 4) OBP: 0.351, SLG: 0.357										0	0	0	0	0	0	0
Dale Berra, R (1, 5) OBP: 0.283, SLG: 0.282		F8		5-3		FC1-5 1-2 BB		G6-4-3 BB		2	0	0	0	2	0	2
Bert Blyleven, R (1, 1) OBP: 0.136, SLG: 0.182		K		1B 2-H		FC1-5 1-2 2-3f		G6-4-3 1-2f		4	0	1	1	0	1	4
Kent Tekulve, R (9, 1) OBP: 0.500, SLG: 0.500										0	0	0	0	0	0	0
Inning Stats	R: 1 E: 0 K: 1 S: 6 H: 2 LOB: 2 BB: 2 P: 14	R: 0 E: 0 K: 1 S: 6 H: 1 LOB: 1 BB: 0 P: 6	R: 0 E: 0 K: 2 S: 8 H: 1 LOB: 1 BB: 0 P: 8	R: 1 E: 0 K: 1 S: 7 H: 2 LOB: 1 BB: 0 P: 7	R: 1 E: 0 K: 1 S: 6 H: 1 LOB: 0 BB: 0 P: 6	R: 0 E: 0 K: 1 S: 6 H: 1 LOB: 2 BB: 1 P: 10	R: 0 E: 0 K: 1 S: 6 H: 1 LOB: 1 BB: 0 P: 6	R: 1 E: 0 K: 0 S: 3 H: 1 LOB: 0 BB: 1 P: 7	R: 0 E: 0 K: 1 S: 5 H: 0 LOB: 0 BB: 0 P: 5	1B: 4 2B: 4 3B: 0 HR: 3 SF: 0 SAC: 0 DP: 2 HBP: 0						

PITCHER	IP	WLS	BF	H	R	ER	SO	BB	IBB	HBP	BLK	WP	HR	S	P	ERA	WHIP
Scott Sanderson, R (1, 1) ERA: 3.65	5.0	L	23	7	3	3	6	2	0	0	1	0	2	33	41	5.40	1.800
Rudy May, L (6, 1) ERA: 1.38	3.0		13	3	1	1	2	2	0	0	0	0	1	15	23	3.00	1.667
David Palmer, R (9, 1) ERA: 4.76	1.0		3	0	0	0	1	0	0	0	0	0	0	5	5	0.00	0.000

PITCHER	IP	WLS	BF	H	R	ER	SO	BB	IBB	HBP	BLK	WP	HR	S	P	ERA	WHIP

TOP

Pittsburgh Pirates @ Montreal Expos

Olympic Stadium, Montreal, QB

Mon May 21 1979, 3:33 AM EDT

Att. 25,154 - Unknown

livebaseballscorecards.com

AB	35
R	4
H	10
RBI	4
BB	4
SO	9
LOB	18

WP: 0	PB: 0	SB: 0	CS: 0
PA: 39			

Pittsburgh Pirates @ Montreal Expos

Olympic Stadium, Montreal, QB

Mon May 21 1979, 3:33 AM EDT

Att. 25,154 - Unknown

livebaseballscorecards.com

BOTTOM

Batter	1	2	3	4	5	6	7	8	9	AB	R	H	RBI	BB	SO	LOB
Andre Dawson, R (1, 8) OBP: 0.323, SLG: 0.581	F9		F8		K			6-3		4	0	0	0	0	1	1
Rodney Scott, S (1, 4) OBP: 0.308, SLG: 0.270	BB SF7		K		6-3			F8		3	1	0	0	1	1	1
Warren Cromartie, L (1, 7) OBP: 0.333, SLG: 0.494	SF7 1-H		F7			K			F5	3	0	0	1	0	1	0
Tony Perez, R (1, 3) OBP: 0.321, SLG: 0.422	P4			HR		K			2B	4	1	2	1	0	1	0
Gary Carter, R (1, 2) OBP: 0.399, SLG: 0.597		F8		G5-4-3 1B		K			5-3	4	0	1	0	0	1	1
Ellis Valentine, R (1, 9) OBP: 0.296, SLG: 0.355		1B 1B		G5-4-3 1-2f			5-3		K	4	0	1	0	0	1	2
Larry Parrish, R (1, 5) OBP: 0.360, SLG: 0.439 Jim Mason, L (4, PH) OBP: 0.273, SLG: 0.364 (5, 5)	CS 1-3 1B			4-3			K			1 2	0 0	1 0	0 0	0 0	0 1	0 0
Chris Speier, R (1, 6) OBP: 0.372, SLG: 0.368	BB 1-2				1B		F3			2	0	1	0	1	0	0
Scott Sanderson, R (1, 1) OBP: 0.200, SLG: 0.200 Tom Hutton, L (5, PH) OBP: 0.313, SLG: 0.286 Rudy May, L (6, 1) Jerry White, S (8, PH) OBP: 0.300, SLG: 0.447 David Palmer, R (9, 1)		4-3			F9			F9		1 1 0 1 0	0 0 0 0 0	0 0 0 0 0	0 0 0 0 0	0 0 0 0 0	0 0 0 0 0	2 1 0 0 0
Inning Stats	R: 1 E: 0 K: 0 S: 3 H: 0 LOB: 0 BB: 1 P: 7	R: 0 E: 0 K: 0 S: 4 H: 2 LOB: 2 BB: 1 P: 8	R: 0 E: 0 K: 1 S: 5 H: 0 LOB: 0 BB: 0 P: 5	R: 1 E: 0 K: 0 S: 4 H: 2 LOB: 0 BB: 0 P: 4	R: 0 E: 0 K: 1 S: 6 H: 1 LOB: 1 BB: 0 P: 6	R: 0 E: 0 K: 3 S: 9 H: 0 LOB: 0 BB: 0 P: 9	R: 0 E: 0 K: 1 S: 5 H: 0 LOB: 0 BB: 0 P: 5	R: 0 E: 0 K: 0 S: 3 H: 0 LOB: 0 BB: 0 P: 3	R: 0 E: 0 K: 1 S: 6 H: 1 LOB: 1 BB: 0 P: 6	1B: 4 2B: 1 3B: 0 HR: 1	SF: 1 SAC: 0 DP: 1 HBP: 0						

PITCHER	IP	WLS	BF	H	R	ER	SO	BB	IBB	HBP	BLK	WP	HR	S	P	ERA	WHIP
Bert Blyleven, R (1, 1) ERA: 4.64	8.1	W	31	6	2	1	6	2	0	0	0	0	1	41	49	1.08	0.960
Kent Tekulve, R (9, 1) ERA: 4.11	0.2	S	2	0	0	0	1	0	0	0	0	0	0	4	4	0.00	0.000

PITCHER	IP	WLS	BF	H	R	ER	SO	BB	IBB	HBP	BLK	WP	HR	S	P	ERA	WHIP

AB	30
R	2
H	6
RBI	2
BB	2
SO	7
LOB	8

WP: 0 PB: 0 SB: 1 CS: 1 PA: 33

Pittsburgh Pirates @ Montreal Expos

Olympic Stadium, Montreal, QB

Tue May 22 1979, 3:33 AM EDT

Att. 15,227 - Unknown

TOP

livebaseballscorecards.com

Batter	1	2	3	4	5	6	7	8	9	AB	R	H	RBI	BB	SO	LOB
Omar Moreno, L (1, 8) OBP: 0.367, SLG: 0.434	K		SH5-3 1B		F8		1-2 1B			4	0	2	0	0	1	0
Tim Foli, R (1, 6) OBP: 0.344, SLG: 0.352	5-3		SH5-3 1-2			6-3	F9 2-3			3	0	0	0	0	0	2
Dave Parker, L (1, 9) OBP: 0.390, SLG: 0.552	4-3		K			WP 4-3 2B		F7		4	1	1	0	0	1	1
Bill Robinson, R (1, 7) OBP: 0.269, SLG: 0.482		F7		5-3		4-3 2-H		K		4	0	0	1	0	1	0
Willie Stargell, L (1, 3) OBP: 0.368, SLG: 0.693		1B 1B		F5		K		K		4	0	1	0	0	2	0
Lee Lacy, R (1, 4) OBP: 0.390, SLG: 0.419		1-2 1B		2B			6-3		BBBB G6-4-3 BB	3	0	2	0	1	0	0
Steve Nicosia, R (1, 2) OBP: 0.316, SLG: 0.519		F7		6-3			E 2B		F9	4	1	1	0	0	0	4
Dale Berra, R (1, 5) OBP: 0.280, SLG: 0.279		K			G5-4-3 1B		E1 2-H		G6-4-3 1-2f	4	1	1	0	0	1	2
Ed Whitson, R (1, 1)			5-3		G5-4-3 1-2f		BBBB CS 1B BB			1	0	0	0	0	0	0
Bruce Kison, R (3, 1) OBP: 0.222, SLG: 0.250										1	0	0	0	0	0	1
Mike Easler, L (7, PH) OBP: 0.455, SLG: 0.625										0	0	0	0	1	0	0
Enrique Romo, R (7, 1)										0	0	0	0	0	0	0
Inning Stats	R: 0 E: 0 K: 1 S: 5 H: 0 LOB: 0 BB: 0 P: 5	R: 0 E: 0 K: 1 S: 7 H: 2 LOB: 2 BB: 0 P: 7	R: 0 E: 0 K: 1 S: 6 H: 1 LOB: 1 BB: 0 P: 6	R: 0 E: 0 K: 0 S: 4 H: 1 LOB: 1 BB: 0 P: 4	R: 0 E: 0 K: 0 S: 3 H: 1 LOB: 0 BB: 0 P: 3	R: 1 E: 0 K: 1 S: 6 H: 1 LOB: 0 BB: 0 P: 6	R: 2 E: 1 K: 0 S: 5 H: 2 LOB: 1 BB: 1 P: 9	R: 0 E: 0 K: 2 S: 7 H: 0 LOB: 0 BB: 0 P: 7	R: 0 E: 0 K: 0 S: 2 H: 0 LOB: 0 BB: 1 P: 6	1B: 5 2B: 3 3B: 0 HR: 0 SF: 0 SAC: 1 DP: 2 HBP: 0						

	AB	32
	R	3
	H	8
	RBI	1
	BB	2
	SO	6
	LOB	10

WP: 1 PB: 0 SB: 0 CS: 1 PA: 35

PITCHER		IP	WLS	BF	H	R	ER	SO	BB	IBB	HBP	BLK	WP	HR	S	P	ERA	WHIP
Ross Grimsley, L ERA: 4.7	(1, 1)	6.1	W	27	7	3	2	4	1	0	0	0	1	0	34	38	2.84	1.263
Woodie Fryman, L ERA: 2.08	(7, 1)	2.2	S	8	1	0	0	2	1	0	0	0	0	0	11	15	0.00	0.750

PITCHER	IP	WLS	BF	H	R	ER	SO	BB	IBB	HBP	BLK	WP	HR	S	P	ERA	WHIP

Batter	1	2	3	4	5	6	7	8	9	AB	R	H	RBI	BB	SO	LOB
Andre Dawson, R (1, 8) OBP: 0.322, SLG: 0.579	6-3		E4 1B 1-2 2B	K			4-3 2B			4	1	1	0	0	1	1
Rodney Scott, S (1, 4) OBP: 0.312, SLG: 0.272	G3 S E BB		2B 1B 1-2 2-3 1B	F8			4-3 2-3			3	2	1	0	1	0	1
Warren Cromartie, L (1, 7) OBP: 0.326, SLG: 0.481	G3 1-3		F8		G3		1-3			4	0	0	0	0	0	5
Tony Perez, R (1, 3) OBP: 0.319, SLG: 0.424	E5 3-H		1B SF8 1-3 2-H 3-H 2B		6-3		K			4	1	1	2	0	1	1
Ellis Valentine, R (1, 9) OBP: 0.302, SLG: 0.354	K		BB 2-3 3-H 1B		5-3			WP BLK 1B BB		3	1	1	1	1	1	1
Jim Mason, L (1, 5) OBP: 0.400, SLG: 0.500		F7	FC6-4 1-2 BB			G3 2B		CS 1-H 1B		3	0	2	1	1	0	0
Chris Speier, R (1, 6) OBP: 0.362, SLG: 0.358		6-3	SF8 3-H			G3 2-3		P5 1-2		3	0	0	1	0	0	2
Duffy Dyer, R (1, 2) OBP: 0.308, SLG: 0.333		F7	FC6-4 1-2f			K		2B		4	0	1	0	0	1	3
Ross Grimsley, L (1, 1) OBP: 0.111, SLG: 0.111 Woodie Fryman, R (7, 1)			1B E 2B 1B	F7		F7		K		3 1	1 0	1 0	0 0	0 0	0 1	1 1
Inning Stats	R: 1 E: 1 K: 1 S: 6 H: 0 LOB: 1 BB: 1 P: 10	R: 0 E: 0 K: 0 S: 3 H: 0 LOB: 0 BB: 0 P: 3	R: 4 E: 1 K: 0 S: 8 H: 4 LOB: 2 BB: 1 P: 12	R: 0 E: 0 K: 1 S: 5 H: 0 LOB: 0 BB: 0 P: 5	R: 0 E: 0 K: 0 S: 3 H: 0 LOB: 0 BB: 0 P: 3	R: 0 E: 0 K: 1 S: 6 H: 1 LOB: 1 BB: 0 P: 6	R: 0 E: 0 K: 1 S: 6 H: 1 LOB: 1 BB: 0 P: 6	R: 1 E: 0 K: 1 S: 6 H: 2 LOB: 1 BB: 1 P: 10		1B: 4 2B: 4 3B: 0 HR: 0	SF: 1 SAC: 0 DP: 0 HBP: 0			WP: 1 PB: 0 SB: 1 CS: 1	PA: 36		

PITCHER	IP	WLS	BF	H	R	ER	SO	BB	IBB	HBP	BLK	WP	HR	S	P	ERA	WHIP
Ed Whitson, R (1, 1) ERA: 5.52	2.1	L	15	4	5	2	1	2	0	0	0	0	0	15	23	7.71	2.571
Bruce Kison, R (3, 1) ERA: 3.53	3.2		12	1	0	0	2	0	0	0	0	0	0	16	16	0.00	0.273
Enrique Romo, R (7, 1) ERA: 3.79	2.0		9	3	1	1	2	1	0	0	1	1	0	12	16	4.50	2.000

PITCHER	IP	WLS	BF	H	R	ER	SO	BB	IBB	HBP	BLK	WP	HR	S	P	ERA	WHIP

BOTTOM

Pittsburgh Pirates @ Montreal Expos

Olympic Stadium, Montreal, QB

Tue May 22 1979, 3:33 AM EDT

Att. 15,227 - Unknown

livebaseballscorecards.com

AB	32
R	6
H	8
RBI	5
BB	3
SO	5
LOB	16

Pittsburgh Pirates @ Montreal Expos

Olympic Stadium, Montreal, QB

Wed May 23 1979, 7:05 PM EDT

Att. 7,041 - Unknown

TOP

livebaseballscorecards.com

Batter	1	2	3	4	5	6	7	8	9	AB	R	H	RBI	BB	SO	LOB
Omar Moreno, L (1, 8) OBP: 0.376, SLG: 0.449	SH4-3 1B		F8 2-3			WP S 1B		SH1-4 2B		4	0	3	0	0	0	1
Tim Foli, R (1, 6) OBP: 0.347, SLG: 0.348	SH4-3 1-2		6-3			BBBB 1-3 BB		SH1-4 2-3		1	0	0	0	1	0	1
Dave Parker, L (1, 9) OBP: 0.381, SLG: 0.537	F7			3-1		F6		1-3		4	0	0	0	0	0	4
Willie Stargell, L (1, 3) OBP: 0.354, SLG: 0.663	F8			P6		SSS 0-3 K		4-3		4	0	0	0	0	1	4
John Milner, L (1, 7) OBP: 0.389, SLG: 0.608		F2		1B		F7			1B	4	0	2	0	0	0	2
Lee Lacy, R (1, 4) OBP: 0.378, SLG: 0.400		F9		1-3			4-3 1B		F7	4	0	1	0	0	0	2
Ed Ott, L (1, 2) OBP: 0.253, SLG: 0.392		F7	1-3				F7		G6-4-3 1-2 1B	4	0	1	0	0	0	1
Dale Berra, R (1, 5) OBP: 0.278, SLG: 0.298			F8 2B	P4			4-3 1-2		G6-4-3 1-2f	4	0	1	0	0	0	3
John Candelaria, L (1, 1) OBP: 0.091, SLG: 0.095			6-3	SSS 0-3 K			F7			2	0	0	0	0	1	1
Mike Easler, L (7, PH) OBP: 0.417, SLG: 0.556										1	0	0	0	0	0	1
Kent Tekulve, R (7, 1) OBP: 0.500, SLG: 0.500										0	0	0	0	0	0	0

	AB	32
	R	0
	H	8
	RBI	0
	BB	1
	SO	2
	LOB	20

Inning Stats	1	2	3	4	5	6	7	8	9
	R: 0 E: 0 K: 0 S: 4	H: 1 LOB: 1 BB: 0 P: 4	R: 0 E: 0 K: 0 S: 3	H: 0 LOB: 0 BB: 0 P: 3	R: 0 E: 0 K: 0 S: 4	H: 1 LOB: 1 BB: 0 P: 4	R: 0 E: 0 K: 0 S: 4	H: 1 LOB: 0 BB: 0 P: 4	R: 0 E: 0 K: 1 S: 5	H: 0 LOB: 0 BB: 0 P: 5	R: 0 E: 0 K: 1 S: 6	H: 1 LOB: 2 BB: 1 P: 10	R: 0 E: 0 K: 0 S: 4	H: 1 LOB: 1 BB: 0 P: 4	R: 0 E: 0 K: 0 S: 4	H: 1 LOB: 1 BB: 0 P: 4	R: 0 E: 0 K: 0 S: 4	H: 2 LOB: 1 BB: 0 P: 4

	1B: 6	SF: 0
	2B: 2	SAC: 2
	3B: 0	DP: 1
	HR: 0	HBP: 0

	WP: 1	PA: 35
	PB: 0	
	SB: 1	
	CS: 0	

PITCHER	IP	WLS	BF	H	R	ER	SO	BB	IBB	HBP	BLK	WP	HR	S	P	ERA	WHIP
Steve Rogers, R (1, 1) ERA: 2.87	9.0	W	35	8	0	0	2	1	0	0	0	1	0	38	42	0.00	1.000

PITCHER	IP	WLS	BF	H	R	ER	SO	BB	IBB	HBP	BLK	WP	HR	S	P	ERA	WHIP

Batter	1	2	3	4	5	6	7	8	9	AB	R	H	RBI	BB	SO	LOB
Andre Dawson, R (1, 8) OBP: 0.320, SLG: 0.571	F7		F9		L6			S E 1B		4	1	1	0	0	0	1
Rodney Scott, S (1, 4) OBP: 0.316, SLG: 0.277	5-3			3B 1B		F7		E1 S 1B 1-H		4	2	2	0	0	0	0
Warren Cromartie, L (1, 7) OBP: 0.324, SLG: 0.476	6-3			K		K		1B 1-H		4	0	1	1	0	2	1
Tony Perez, R (1, 3) OBP: 0.324, SLG: 0.441		1B 1B		3B 1-H		F9		F7		4	0	2	1	0	0	1
Gary Carter, R (1, 2) OBP: 0.395, SLG: 0.594		P4		P4			2B	K		4	0	1	0	0	1	3
Ellis Valentine, R (1, 9) OBP: 0.301, SLG: 0.351		G5-4-3 1B 1-2		5-3			K	F8		4	0	1	0	0	1	3
Chris Speier, R (1, 6) OBP: 0.361, SLG: 0.366		G5-4-3 1-2f			1B 2B		F8			3	0	1	0	0	0	3
Ken Macha, R (1, 5) OBP: 0.200, SLG: 0.077			K		G1-6-3 1B 2-3		IBB			2	0	1	0	1	1	0
Steve Rogers, R (1, 1) OBP: 0.308, SLG: 0.333			1-3		G1-6-3 1-2f		1-3			3	0	0	0	0	0	4
Inning Stats	R: 0 H: 0 E: 0 LOB: 0 K: 0 BB: 0 S: 3 P: 3	R: 0 H: 2 E: 0 LOB: 1 K: 0 BB: 0 S: 4 P: 4	R: 0 H: 0 E: 0 LOB: 0 K: 1 BB: 0 S: 5 P: 5	R: 1 H: 2 E: 0 LOB: 1 K: 1 BB: 0 S: 7 P: 7	R: 0 H: 2 E: 0 LOB: 1 K: 0 BB: 0 S: 4 P: 4	R: 0 H: 0 E: 0 LOB: 0 K: 1 BB: 0 S: 5 P: 5	R: 0 H: 1 E: 0 LOB: 2 K: 1 BB: 1 S: 6 P: 10	R: 2 H: 3 E: 1 LOB: 1 K: 1 BB: 0 S: 8 P: 8		1B: 7 SF: 0 2B: 2 SAC: 0 3B: 1 DP: 2 HR: 0 HBP: 0						

PITCHER		IP	WLS	BF	H	R	ER	SO	BB	IBB	HBP	BLK	WP	HR	S	P	ERA	WHIP
John Candelaria, L ERA: 3.47	(1, 1)	6.0	L	22	6	1	1	3	0	0	0	0	0	0	28	28	1.50	1.000
Kent Tekulve, R ERA: 4.41	(7, 1)	2.0		11	4	2	2	2	0	1	0	0	0	0	14	18	9.00	2.000

PITCHER	IP	WLS	BF	H	R	ER	SO	BB	IBB	HBP	BLK	WP	HR	S	P	ERA	WHIP

BOTTOM

Pittsburgh Pirates @ Montreal Expos

Olympic Stadium, Montreal, QB

Wed May 23 1979, 7:05 PM EDT

Att. 7,041 - Unknown

livebaseballscorecards.com

AB	32
R	3
H	10
RBI	2
BB	1
SO	5
LOB	16

WP: 0	PA: 33		
PB: 0			
SB: 2			
CS: 0			

Batter	1	2	3	4	5	6	7	8	9	AB	R	H	RBI	BB	SO	LOB
Garry Templeton, S (1, 6) OBP: 0.280, SLG: 0.314	S S S 0-3 ① K			S S S 0-3 ① K		S S S 0-3 ① K		x 0-0 ① FC1-6 1B 1-2f		4	0	0	0	0	3	1
Lou Brock, L (1, 7) OBP: 0.398, SLG: 0.477	x 0-0 ② F3			x 0-0 ② 4-3		x 0-0 ② E HR 1B		x 0-0 ② F7		4	1	1	0	0	0	1
Will McEnaney, L (8, 1)										0	0	0	0	0	0	0
Keith Hernandez, L (1, 3) OBP: 0.320, SLG: 0.452	x 0-0 ③ P5			x 0-0 1B		x 0-0 ② L4 1-3		x 0-0 1-2 1B		4	0	2	0	0	0	1
Ted Simmons, S (1, 2) OBP: 0.416, SLG: 0.556		x 0-0 ① 5-3		x 0-0 ③ P6		x 0-0 3-H HR		x 0-0 ③ F8		3	1	1	2	0	0	1
Steve Swisher, R (6, 2) OBP: 0.250, SLG: 0.077										1	0	0	0	0	0	2
George Hendrick, R (1, 9) OBP: 0.347, SLG: 0.439		x 0-0 ② P6			x 0-0 ① F8	S S S 0-3 ③ K			x 0-0 ① 6-3	4	0	0	0	0	1	0
Tony Scott, S (1, 8) OBP: 0.301, SLG: 0.376		x 0-0 ③ F8			x 0-0 2B 2B		x 0-0 ① F3		x 0-0 ② 6-3	4	1	1	0	0	0	0
Ken Reitz, R (1, 5) OBP: 0.284, SLG: 0.369			x 0-0 ① F7		x 0-0 ② P3		x 0-0 ② 5-3		x 0-0 1B 1B	4	0	1	0	0	0	1
Ken Oberkfell, L (1, 4) OBP: 0.352, SLG: 0.429			x 0-0 ② P2		x 0-0 2-H 2B		x 0-0 ③ 4-3		x 0-0 1-2 1B	4	0	2	1	0	0	0
John Denny, R (1, 1) OBP: 0.060, SLG: 0.125			x 0-0 ③ 6-3		S S S 0-3 ③ K			B B B 4-0 FC1-6 BB	S S S 0-3 ③ K	1	0	0	0	0	0	0
Dane Iorg, L (5, PH) OBP: 0.348, SLG: 0.397										1	0	0	0	0	1	1
Bob Sykes, S (5, 1) OBP: 0.214, SLG: 0.083										0	0	0	0	0	0	0
Tom Bruno, R (5, 1)										0	0	0	0	0	0	0
Bernie Carbo, L (8, PH) OBP: 0.300, SLG: 0.143										1	0	0	0	1	1	2
(8, 7)																
Inning Stats	R: 0 E: 0 K: 1 S: 5 H: 0 LOB: 0 BB: 0 P: 5	R: 0 E: 0 K: 0 S: 3 H: 0 LOB: 0 BB: 0 P: 3	R: 0 E: 0 K: 0 S: 3 H: 0 LOB: 0 BB: 0 P: 3	R: 0 E: 0 K: 1 S: 6 H: 1 LOB: 1 BB: 0 P: 6	R: 1 E: 0 K: 1 S: 7 H: 2 LOB: 1 BB: 0 P: 7	R: 2 E: 1 K: 2 S: 9 H: 2 LOB: 0 BB: 0 P: 9	R: 0 E: 0 K: 0 S: 3 H: 0 LOB: 0 BB: 0 P: 3	R: 0 E: 0 K: 0 S: 4 H: 1 LOB: 2 BB: 1 P: 8	R: 0 E: 0 K: 1 S: 7 H: 2 LOB: 2 BB: 0 P: 7	1B: 5 2B: 2 3B: 0 HR: 1	SF: 0 SAC: 0 DP: 0 HBP: 0						

PITCHER	IP	WLS	BF	H	R	ER	SO	BB	IBB	HBP	BLK	WP	HR	S	P	ERA	WHIP
Scott Sanderson, R (1, 1) ERA: 3.54	9.0	W	36	8	3	3	6	1	0	0	0	0	1	47	51	3.00	1.000

PITCHER	IP	WLS	BF	H	R	ER	SO	BB	IBB	HBP	BLK	WP	HR	S	P	ERA	WHIP

TOP

St. Louis Cardinals @ Montreal Expos

Olympic Stadium, Montreal, QB

Sun May 27 1979, 3:33 AM EDT

Unknown

livebaseballscorecards.com

AB	35
R	3
H	8
RBI	3
BB	1
SO	6
LOB	10

PA: 36

WP: 0 PB: 0 SB: 0 CS: 0

Batter	1	2	3	4	5	6	7	8	9	AB	R	H	RBI	BB	SO	LOB
Andre Dawson, R (1, 8) OBP: 0.313, SLG: 0.557	S S S 0-3 ① K	x 0-0 ③ P6		x 0-0 ③ P2		x 0-0 ① L5				4	0	0	0	0	1	1
Rodney Scott, S (1, 4) OBP: 0.320, SLG: 0.283	x 0-0 1B 1B 1B		x 0-0 FC3-6 1B		x 0-0 E3 1B 2B	x 0-0 ② F3				4	2	2	0	0	0	0
Warren Cromartie, L (1, 7) OBP: 0.328, SLG: 0.476	x 0-0 1B 1-2 1B		x 0-0 ① FC3-6 1B 1-2f HR		x 0-0 1-3 2B 1B	x 0-0 ③ 1-3				4	2	2	0	0	0	1
Tony Perez, R (1, 3) OBP: 0.322, SLG: 0.436	x 0-0 1-2 2-H 1B		S S S 0-3 ② K		x 0-0 ① F9		x 0-0 ① F8			4	0	1	1	0	1	3
Gary Carter, R (1, 2) OBP: 0.397, SLG: 0.588	x 0-0 ② F7		x 0-0 1-2 HR 1B		4-0 2B IBB		x 0-0 ② P2			3	2	1	0	1	0	2
Ellis Valentine, R (1, 9) OBP: 0.306, SLG: 0.385	x 0-0 ③ F8		x 0-0 1-H 2-H HR		x 0-0 1-H 2-H 3-H 1B 2B		x 0-0 ③ 2-3			4	2	2	6	0	0	2
Jim Mason, L (1, 5) OBP: 0.316, SLG: 0.389		S S S 0-3 ① K	x 0-0 ③ F9		x 0-0 ② F7			x 0-0 ① 1-3		4	0	0	0	0	1	1
Chris Speier, R (1, 6) OBP: 0.358, SLG: 0.362		x 0-0 ② 5-3		x 0-0 ① P6	x 0-0 2-H 1B			x 0-0 ② F7		4	0	1	1	0	0	0
Scott Sanderson, R (1, 1) OBP: 0.211, SLG: 0.263		x 0-0 2B		S S S 0-3 ② K	S S S 0-3 ③ K			S S S 0-3 ③ K		4	0	1	0	0	3	1
Inning Stats	R: 1 H: 3 E: 0 LOB: 2 K: 1 BB: 0 S: 8 P: 8	R: 0 H: 1 E: 0 LOB: 1 K: 1 BB: 0 S: 6 P: 6	R: 3 H: 3 E: 0 LOB: 0 K: 1 BB: 0 S: 8 P: 8	R: 0 H: 0 E: 0 LOB: 0 K: 1 BB: 0 S: 5 P: 5	R: 4 H: 3 E: 1 LOB: 1 K: 1 BB: 1 S: 9 P: 13	R: 0 H: 0 E: 0 LOB: 0 K: 0 BB: 0 S: 3 P: 3	R: 0 H: 0 E: 0 LOB: 0 K: 0 BB: 0 S: 3 P: 3	R: 0 H: 0 E: 0 LOB: 0 K: 1 BB: 0 S: 5 P: 5		1B: 7 SF: 0 2B: 2 SAC: 0 3B: 0 DP: 0 HR: 1 HBP: 0						

PITCHER		IP	WLS	BF	H	R	ER	SO	BB	IBB	HBP	BLK	WP	HR	S	P	ERA	WHIP
John Denny, R ERA: 3.54	(1, 1)	4.0	L	19	7	4	4	4	0	0	0	0	0	1	27	27	9.00	1.750
Bob Sykes, L ERA: 4.83	(5, 1)	0.1		4	1	3	3	0	0	1	0	0	0	0	3	7	81.00	3.000
Tom Bruno, R ERA: 3.32	(5, 1)	2.2		10	2	1	0	1	0	0	0	0	0	0	12	12	0.00	0.750
Will McEnaney, L ERA: 1.8	(8, 1)	1.0		3	0	0	0	1	0	0	0	0	0	0	5	5	0.00	0.000

PITCHER	IP	WLS	BF	H	R	ER	SO	BB	IBB	HBP	BLK	WP	HR	S	P	ERA	WHIP

BOTTOM

St. Louis Cardinals @ Montreal Expos

Olympic Stadium, Montreal, QB

Sun May 27 1979, 3:33 AM EDT

Unknown

livebaseballscorecards.com

AB	35
R	8
H	10
RBI	8
BB	1
SO	6
LOB	11

WP: 0 PA: 36
PB: 0
SB: 0
CS: 0

Batter	1	2	3	4	5	6	7	8	9	AB	R	H	RBI	BB	SO	LOB
Garry Templeton, S (1, 6) OBP: 0.295, SLG: 0.335	4-3 4-3 1B	L5			E 2B	S 1B 3-H			1B 1B	5	2	4	1	0	0	2
Jerry Mumphrey, S (1, 7) OBP: 0.289, SLG: 0.278	4-3 1-2		BBBB 1B S BB		1-3	F3 1-2			1B 1B 1-2	4	1	1	0	1	0	3
Keith Hernandez, L (1, 3) OBP: 0.323, SLG: 0.450	4-3 2-3		5-3 1-2		E9 SF7 2-H 1B		F8		1B 3B 1-2 2-H 1B	5	2	2	2	0	0	2
Ted Simmons, S (1, 2) OBP: 0.415, SLG: 0.554	5-3		BB 2-3 1B		SF7 3-H	F3	F3		3B 1-2 2-H 1B	4	1	2	2	0	0	1
George Hendrick, R (1, 9) OBP: 0.355, SLG: 0.471		1B 1B 2B	BBBB G6-4-3 1-2 BB		6-3		HR		F8	4	2	2	1	1	0	2
Tony Scott, S (1, 8) OBP: 0.309, SLG: 0.394		1B S 2-3 1B	G6-4-3 1-2f			FC5-4 1B	1-3		1B 3B 1-H 2-H	5	1	3	2	0	0	3
Ken Reitz, R (1, 5) OBP: 0.287, SLG: 0.370		SSS K 1-2		1B 1B		FC5-4 2B SF8 1-2f		F7	FC5-4 3-H 1B	5	1	2	1	0	1	3
Mike Tyson, R (1, 4) OBP: 0.280, SLG: 0.402		2-3 1B 3-H		G4-6-3 1-3 1B		SF8 1B 1-3 2B		P4	FC5-4 FC6 1-2f	5	1	3	1	0	0	1
Bob Forsch, R (1, 1) OBP: 0.250, SLG: 0.360		P3		G4-6-3 1-2f		SF8 2-3 3-H		SSS K	FC6 1-2f	4	0	0	1	0	1	4
Inning Stats	R: 0 H: 1 E: 0 LOB: 1 K: 0 BB: 0 S: 4 P: 4	R: 1 H: 3 E: 0 LOB: 2 K: 1 BB: 0 S: 8 P: 8	R: 0 H: 1 E: 0 LOB: 2 K: 0 BB: 2 S: 3 P: 11	R: 0 H: 2 E: 0 LOB: 0 K: 0 BB: 0 S: 3 P: 3	R: 2 H: 2 E: 1 LOB: 0 K: 0 BB: 0 S: 5 P: 5	R: 2 H: 3 E: 0 LOB: 1 K: 0 BB: 0 S: 6 P: 6	R: 1 H: 1 E: 0 LOB: 0 K: 0 BB: 0 S: 4 P: 4	R: 0 H: 0 E: 0 LOB: 0 K: 1 BB: 0 S: 5 P: 5	R: 5 H: 6 E: 0 LOB: 1 K: 0 BB: 0 S: 9 P: 9	1B: 14 SF: 2 2B: 3 SAC: 0 3B: 1 DP: 2 HR: 1 HBP: 0						

TOP

St. Louis Cardinals @ Montreal Expos

Olympic Stadium, Montreal, QB

Sun May 27 1979, 3:38 AM EDT
Att. 52,539 - Unknown

livebaseballscorecards.com

AB	41
R	11
H	19
RBI	11
BB	2
SO	2
LOB	21

PITCHER		IP	WLS	BF	H	R	ER	SO	BB	IBB	HBP	BLK	WP	HR	S	P	ERA	WHIP
Ross Grimsley, L ERA: 4.88	(1, 1)	5.1	L	26	11	5	4	1	2	0	0	0	0	0	26	34	6.75	2.438
David Palmer, R ERA: 4.82	(6, 1)	1.2		7	2	1	1	0	0	0	0	0	0	1	7	7	5.40	1.200
Rudy May, L ERA: 3.86	(8, 1)	1.0		7	4	4	4	1	0	0	0	0	0	0	9	9	36.00	4.000
Stan Bahnsen, R ERA: 3.65	(9, 1)	1.0		5	2	1	1	0	0	0	0	0	0	0	5	5	9.00	2.000

PITCHER	IP	WLS	BF	H	R	ER	SO	BB	IBB	HBP	BLK	WP	HR	S	P	ERA	WHIP

Batter	1	2	3	4	5	6	7	8	9	AB	R	H	RBI	BB	SO	LOB
Andre Dawson, R (1, 8) OBP: 0.315, SLG: 0.564	3-1 S 1B		SF9 3B		SSS 0-3 ① K		x 0-0 ② 6-3		x 0-0 ② G1 2-3	5	1	2	0	0	1	1
Rodney Scott, S (1, 4) OBP: 0.317, SLG: 0.282	0-0 ① 3-1 1-3		0-0 ① SF9 3-H		0-0 BB 1B		0-0 ③ F7		0-0 ③ F9	4	0	1	1	0	0	2
Warren Cromartie, L (1, 7) OBP: 0.332, SLG: 0.477	0-0 ② F8		0-0 WP S 1B 1B		0-0 ② P6			0-0 1B		4	1	2	0	0	0	2
Tony Solaita, L (1, 3) OBP: 0.577, SLG: 0.737	BBBB 4-0 FC6-4 BB		BBBB 4-0 1B 1-3 BB		BBBB 4-0 1-2 BB			0-0 ① F8		1	0	0	0	3	0	1
Ellis Valentine, R (1, 9) OBP: 0.305, SLG: 0.381	0-0 ③ FC6-4 1-2f		0-0 G4-6-3 1-2 3-H 1B		0-0 ③ F8			0-0 ② F8		4	0	1	1	0	0	5
Larry Parrish, R (1, 5) OBP: 0.350, SLG: 0.425		0-0 ① 4-3	0-0 ② ③ G4-6-3 1-2f			0-0 ① F9		0-0 ③ 4-3		4	0	0	0	0	0	3
Chris Speier, R (1, 6) OBP: 0.349, SLG: 0.351		SSS 0-3 ② K		0-0 ① 4-3		0-0 ② F8			SSS 0-3 ① K	4	0	0	0	0	2	0
Duffy Dyer, R (1, 2) OBP: 0.313, SLG: 0.286 Dave Cash, R (9, PH) OBP: 0.556, SLG: 0.571	BBBB 4-0 BB		SSS 0-3 ② K			0-0 ③ 4-3			0-0 E 2B	2 1	0 1	0 1	0 0	1 0	1 0	0 0
Ross Grimsley, L (1, 1) OBP: 0.100, SLG: 0.100 David Palmer, R (6, 1) Jerry White, S (7, PH) OBP: 0.293, SLG: 0.436 Rudy May, L (8, 1) Stan Bahnsen, R (9, 1) Tom Hutton, L (9, PH) OBP: 0.353, SLG: 0.333		0-0 ③ 1-3		0-0 ③ F7			0-0 ① F9		0-0 E4 G1 2-H 1B	2 0 1 0 0 1	0 0 0 0 0 0	0 0 0 0 0 1	0 0 0 0 0 0	0 0 0 0 0 0	0 0 0 0 0 0	1 0 0 0 0 0
Inning Stats	R: 0 H: 1 E: 0 LOB: 2 K: 0 BB: 1 S: 4 P: 8	R: 0 H: 0 E: 0 LOB: 1 K: 1 BB: 1 S: 5 P: 9	R: 2 H: 3 E: 0 LOB: 1 K: 0 BB: 1 S: 5 P: 9	R: 0 H: 0 E: 0 LOB: 0 K: 1 BB: 0 S: 5 P: 5	R: 0 H: 1 E: 0 LOB: 2 K: 1 BB: 1 S: 6 P: 10	R: 0 H: 0 E: 0 LOB: 0 K: 0 BB: 0 S: 3 P: 3	R: 0 H: 0 E: 0 LOB: 0 K: 0 BB: 0 S: 3 P: 3	R: 0 H: 1 E: 0 LOB: 1 K: 0 BB: 0 S: 4 P: 4	R: 1 H: 2 E: 1 LOB: 1 K: 1 BB: 0 S: 7 P: 7	1B: 6 2B: 1 3B: 1 HR: 0	SF: 1 SAC: 0 DP: 1 HBP: 0					

PITCHER	IP	WLS	BF	H	R	ER	SO	BB	IBB	HBP	BLK	WP	HR	S	P	ERA	WHIP
Bob Forsch, R (1, 1) ERA: 3.15	9.0	W	38	8	3	2	4	4	0	0	0	1	0	42	58	2.00	1.333

PITCHER	IP	WLS	BF	H	R	ER	SO	BB	IBB	HBP	BLK	WP	HR	S	P	ERA	WHIP

BOTTOM

St. Louis Cardinals @ Montreal Expos

Olympic Stadium, Montreal, QB

Sun May 27 1979, 3:38 AM EDT

Att. 52,539 - Unknown

livebaseballscorecards.com

AB	33
R	3
H	8
RBI	2
BB	4
SO	4
LOB	15

WP: 1	PA: 38		
PB: 0			
SB: 2			
CS: 0			

Batter	1	2	3	4	5	6	7	8	9	AB	R	H	RBI	BB	SO	LOB
Bake McBride, L (1, 9) OBP: 0.293, SLG: 0.355	L8		G3			6-3		1B		4	0	1	0	0	0	0
Garry Maddox, R (1, 8) OBP: 0.323, SLG: 0.506	F9 S 1B		4-3			F7		F8		3	0	1	0	0	0	0
Tim McCarver, L (8, PH) OBP: 0.318, SLG: 0.361										1	0	0	0	0	0	2
Jim Lonborg, R (8, 1)										0	0	0	0	0	0	0
Pete Rose, S (1, 3) OBP: 0.442, SLG: 0.494	4-0 B B B 1-2 BB		0-3 S S S K			6-3			F7	3	0	0	0	1	1	0
Mike Schmidt, R (1, 5) OBP: 0.404, SLG: 0.614	F9 2-3			G6-4-3 1B			F8		5-3	4	0	1	0	0	0	2
Greg Luzinski, R (1, 7) OBP: 0.371, SLG: 0.459	6-3			G6-4-3 1-2f			F9		1B	4	0	1	0	0	0	3
Bob Boone, R (1, 2) OBP: 0.338, SLG: 0.394		1B		K			P6		K	4	0	1	0	0	2	1
Ramon Aviles, R (1, 4) OBP: 0.411, SLG: 0.367		L7			K			6-3		3	0	0	0	0	1	1
Rudy Meoli, L (1, 6) OBP: 0.273, SLG: 0.288		K			K			6-3		3	0	0	0	0	2	1
Bud Harrelson, S (8, 6)										0	0	0	0	0	0	0
Dick Ruthven, R (1, 1) OBP: 0.172, SLG: 0.143		P4			G3			1B 1B		2	0	0	0	0	0	1
Rawly Eastwick, R (5, 1)										0	0	0	0	0	0	0
Greg Gross, L (8, PH) OBP: 0.276, SLG: 0.370										1	0	1	0	0	0	0
(8, 8)																

Inning Stats	1	2	3	4	5	6	7	8	9
	R: 0 E: 0 K: 0 S: 4	R: 0 E: 0 K: 1 S: 6	R: 0 E: 0 K: 1 S: 5	R: 0 E: 0 K: 1 S: 5	R: 0 E: 0 K: 2 S: 7	R: 0 E: 0 K: 0 S: 3	R: 0 E: 0 K: 0 S: 3	R: 0 E: 0 K: 0 S: 5	R: 0 E: 0 K: 1 S: 6
	H: 1 LOB: 2 BB: 1 P: 8	H: 1 LOB: 1 BB: 0 P: 6	H: 0 LOB: 0 BB: 0 P: 5	H: 1 LOB: 0 BB: 0 P: 5	H: 0 LOB: 0 BB: 0 P: 7	H: 0 LOB: 0 BB: 0 P: 3	H: 0 LOB: 0 BB: 0 P: 3	H: 2 LOB: 2 BB: 0 P: 5	H: 1 LOB: 1 BB: 0 P: 6

PITCHER		IP	WLS	BF	H	R	ER	SO	BB	IBB	HBP	BLK	WP	HR	S	P	ERA	WHIP
Steve Rogers, R ERA: 2.56	(1, 1)	9.0	W	33	6	0	0	6	1	0	0	0	0	0	44	48	0.00	0.778

PITCHER	IP	WLS	BF	H	R	ER	SO	BB	IBB	HBP	BLK	WP	HR	S	P	ERA	WHIP

TOP

Philadelphia Phillies @ Montreal Expos

Olympic Stadium, Montreal, QB

Tue May 29 1979, 7:05 PM EDT

Att. 32,078 - Unknown

livebaseballscorecards.com

AB	32
R	0
H	6
RBI	0
BB	1
SO	6
LOB	11

1B: 6	SF: 0	WP: 0	PA: 33
2B: 0	SAC: 0	PB: 0	
3B: 0	DP: 1	SB: 1	
HR: 0	HBP: 0	CS: 0	

Batter	1	2	3	4	5	6	7	8	9	AB	R	H	RBI	BB	SO	LOB
Andre Dawson, R (1, 8) OBP: 0.312, SLG: 0.557	S S S 0-3 ① K		x 0-0 ① F8		x 0-0 ① SH1-4 1-2	x 0-0 ③ P5		x 0-0 1B		2	0	0	0	0	1	0
Jerry White, S (6, 8) OBP: 0.302, SLG: 0.439										2	0	1	0	0	0	0
Rodney Scott, S (1, 4) OBP: 0.319, SLG: 0.281	x 0-0 ② 6-3		x 0-0 ② 6-3		x 0-0 2B 1B 2-3		B B B B 4-0 FC4 BB	x 0-0 ③ F8		4	1	1	0	1	0	1
Warren Cromartie, L (1, 7) OBP: 0.335, SLG: 0.483	x 0-0 ③ F7		x 0-0 1B 1B		x 0-0 FC5-4 HR 2B 1-H 3-H		x 0-0 ① FC4 2B 1-2f			4	2	2	2	0	0	1
Tony Perez, R (1, 3) OBP: 0.340, SLG: 0.462		x 0-0 1B 2B 2B	x 0-0 FC5-4 1B 1-2		4-0 FC5-4 IBB		x 0-0 2B 2B 1-H			3	1	3	1	1	0	0
Tom Hutton, L (7, PR) (8, 3) OBP: 0.353, SLG: 0.333										0	1	0	0	0	0	0
Gary Carter, R (1, 2) OBP: 0.387, SLG: 0.570		x 0-0 E5 1B	x 0-0 ③ FC5-4 1-2f		x 0-0 ② FC5-4 HR 1-2f 2-3		x 0-0 ② 5-3			4	1	0	0	0	0	6
Ellis Valentine, R (1, 9) OBP: 0.310, SLG: 0.413	S S S 0-3 ① K		x 0-0 ① 5-3		x 0-0 HR 1-H 3-H		x 0-0 2B 2-H			4	1	2	4	0	1	2
Larry Parrish, R (1, 5) OBP: 0.347, SLG: 0.420	x 0-0 ② 2B 1B 1-3 2-3		S S S 0-3 ② K		x 0-0 ③ F8		x 0-0 ③ L9			4	1	1	0	0	1	1
Chris Speier, R (1, 6) OBP: 0.346, SLG: 0.356	x 0-0 2B 1-H 3-H		S S S 0-3 ③ K			x 0-0 ① 5-3		x 0-0 ① P2		4	0	1	2	0	1	0
Steve Rogers, R (1, 1) OBP: 0.300, SLG: 0.321	S S S 0-3 ③ K				x 0-0 1B SH1-4 2B 1B	S S S 0-3 ② K		S S S 0-3 ② K		4	1	1	0	0	3	1
Inning Stats	R: 0 H: 0 E: 0 LOB: 0 K: 1 BB: 0 S: 5 P: 5	R: 2 H: 3 E: 1 LOB: 1 K: 2 BB: 0 S: 10 P: 10	R: 0 H: 2 E: 0 LOB: 2 K: 0 BB: 0 S: 5 P: 5	R: 0 H: 0 E: 0 LOB: 0 K: 2 BB: 0 S: 7 P: 7	R: 5 H: 4 E: 0 LOB: 0 K: 0 BB: 1 S: 7 P: 11	R: 0 H: 0 E: 0 LOB: 0 K: 1 BB: 0 S: 5 P: 5	R: 2 H: 2 E: 0 LOB: 1 K: 0 BB: 1 S: 5 P: 9	R: 0 H: 1 E: 0 LOB: 1 K: 1 BB: 0 S: 6 P: 6		1B: 6 SF: 0 2B: 5 SAC: 1 3B: 0 DP: 0 HR: 1 HBP: 0						

BOTTOM

Philadelphia Phillies @ Montreal Expos

Olympic Stadium, Montreal, QB

Tue May 29 1979, 7:05 PM EDT

Att. 32,078 - Unknown

livebaseballscorecards.com

AB	35
R	9
H	12
RBI	9
BB	2
SO	7
LOB	12

PITCHER		IP	WLS	BF	H	R	ER	SO	BB	IBB	HBP	BLK	WP	HR	S	P	ERA	WHIP
Dick Ruthven, R ERA: 3.2	(1, 1)	4.2	L	24	9	7	7	5	0	1	0	0	0	1	33	37	13.50	1.929
Rawly Eastwick, R ERA: 6.19	(5, 1)	2.1		10	2	2	2	1	1	0	0	0	0	0	11	15	7.71	1.286
Jim Lonborg, R ERA: 4.5	(8, 1)	1.0		4	1	0	0	1	0	0	0	0	0	0	6	6	0.00	1.000

PITCHER	IP	WLS	BF	H	R	ER	SO	BB	IBB	HBP	BLK	WP	HR	S	P	ERA	WHIP

WP: 0 PA: 38
PB: 0
SB: 0
CS: 0

Philadelphia Phillies @ Montreal Expos

Olympic Stadium, Montreal, QB

Wed May 30 1979, 7:05 PM EDT

Att. 21,761 - Unknown

livebaseballscorecards.com

TOP

Batter	1	2	3	4	5	6	7	8	9	AB	R	H	RBI	BB	SO	LOB
Bake McBride, L (1, 9) OBP: 0.293, SLG: 0.349	S S S 0-3 ① K		B B B B 4-0 FC4-6 BB		S S S 0-3 ② K			x 0-0 ① 4-3		3	0	0	0	1	2	0
Bud Harrelson, S (1, 6)	S S S 0-3 ② K		x 0-0 ① P6		x 0-0 ③ F8			x 0-0 ② F4		3	0	0	0	0	1	1
Garry Maddox, R (8, PH) OBP: 0.321, SLG: 0.503										1	0	0	0	0	0	0
Rudy Meoli, L (8, 6) OBP: 0.273, SLG: 0.288										0	0	0	0	0	0	0
Pete Rose, S (1, 3) OBP: 0.438, SLG: 0.495	x 0-0 2B		x 0-0 ② F9			x 0-0 ① 5-3		x 0-0 ③ 6-3		4	0	1	0	0	0	1
Mike Schmidt, R (1, 5) OBP: 0.396, SLG: 0.599	S S S 0-3 ③ K		x 0-0 ③ FC4-6 1-2f			x 0-0 ② F8			x 0-0 ① F7	4	0	0	0	0	1	2
Greg Luzinski, R (1, 7) OBP: 0.374, SLG: 0.467		x 0-0 ① F9		x 0-0 2B		x 0-0 ③ 4-3			x 0-0 FC6-4 1B	4	0	2	0	0	0	0
Mike Anderson, R (1, 8) OBP: 0.417, SLG: 0.316		x 0-0 ② 4-3		x 0-0 ① F8			x 0-0 ① 6-3		x 0-0 ② FC6-4 1-2f 1B	4	0	0	0	0	0	2
Bob Boone, R (1, 2) OBP: 0.349, SLG: 0.408		B B B B 4-0 1B BB		x 0-0 ② L7			x 0-0 2B		x 0-0 1-2 1B	3	0	2	0	1	0	1
Ramon Aviles, R (1, 4) OBP: 0.400, SLG: 0.358		x 0-0 FC6 1-2 1B		S S S 0-3 ③ K			x 0-0 ② F9		x 0-0 ③ L7	4	0	1	0	0	1	4
Nino Espinosa, R (1, 1) OBP: 0.143, SLG: 0.111		x 0-0 ③ FC6 1-2f			x 0-0 ① F9		x 0-0 ③ 6-3			2	0	0	0	0	0	2
Jose Cardenal, R (7, PH) OBP: 0.320, SLG: 0.200										1	0	0	0	0	0	1
Tug McGraw, R (7, 1) OBP: 1.000, SLG: 1.000										0	0	0	0	0	0	0

	AB	33
	R	0
	H	6
	RBI	0
	BB	2
	SO	5
	LOB	14

Inning Stats										
	R: 0 E: 0 K: 3 S: 10	H: 1 LOB: 1 BB: 0 P: 10	R: 0 E: 0 K: 0 S: 4	H: 1 LOB: 2 BB: 1 P: 8	R: 0 E: 0 K: 0 S: 3	H: 0 LOB: 1 BB: 1 P: 7	R: 0 E: 0 K: 1 S: 6	H: 1 LOB: 1 BB: 0 P: 6	R: 0 E: 0 K: 1 S: 5	H: 0 LOB: 0 BB: 0 P: 5
	R: 0 E: 0 K: 0 S: 3	H: 0 LOB: 0 BB: 0 P: 3	R: 0 E: 0 K: 0 S: 4	H: 1 LOB: 1 BB: 0 P: 4	R: 0 E: 0 K: 0 S: 3	H: 0 LOB: 0 BB: 0 P: 3	R: 0 E: 0 K: 0 S: 5	H: 2 LOB: 2 BB: 0 P: 5	1B: 3 2B: 3 3B: 0 HR: 0	SF: 0 SAC: 0 DP: 0 HBP: 0
	WP: 0 PB: 0 SB: 0 CS: 0	PA: 35								

PITCHER	IP	WLS	BF	H	R	ER	SO	BB	IBB	HBP	BLK	WP	HR	S	P	ERA	WHIP
Bill Lee, L (1, 1) ERA: 3.92	9.0	W	35	6	0	0	5	2	0	0	0	0	0	43	51	0.00	0.889

PITCHER	IP	WLS	BF	H	R	ER	SO	BB	IBB	HBP	BLK	WP	HR	S	P	ERA	WHIP

Batter	1	2	3	4	5	6	7	8	9	AB	R	H	RBI	BB	SO	LOB
Jerry White, S (1, 8) OBP: 0.277, SLG: 0.400	G3		G3			F8		F9		4	0	0	0	0	0	0
Rodney Scott, S (1, 4) OBP: 0.313, SLG: 0.275	4-3		F8			6-3		F6		4	0	0	0	0	0	0
Warren Cromartie, L (1, 7) OBP: 0.339, SLG: 0.484	4-1			1B		1B		F6		4	0	2	0	0	0	0
Tony Perez, R (1, 3) OBP: 0.340, SLG: 0.459		HR 1B		F9		5-3				3	1	1	0	0	0	2
Gary Carter, R (1, 2) OBP: 0.386, SLG: 0.587		1-H HR		F2			F7			3	1	1	2	0	0	1
Ellis Valentine, R (1, 9) OBP: 0.304, SLG: 0.404		L4		F9			4-3			3	0	0	0	0	0	1
Larry Parrish, R (1, 5) OBP: 0.347, SLG: 0.418		4-3			4-3		BB 1B			3	0	1	0	0	0	0
Chris Speier, R (1, 6) OBP: 0.346, SLG: 0.350		1-3			F8		1-2 BB			2	0	0	0	1	0	0
Bill Lee, L (1, 1) OBP: 0.136, SLG: 0.136			F8		K		K			3	0	0	0	0	2	2
Inning Stats	R: 0 E: 0 K: 0 S: 3 H: 0 LOB: 0 BB: 0 P: 3	R: 2 E: 0 K: 0 S: 5 H: 2 LOB: 0 BB: 0 P: 5	R: 0 E: 0 K: 0 S: 3 H: 0 LOB: 0 BB: 0 P: 3	R: 0 E: 0 K: 0 S: 4 H: 1 LOB: 1 BB: 0 P: 4	R: 0 E: 0 K: 1 S: 5 H: 0 LOB: 0 BB: 0 P: 5	R: 0 E: 0 K: 0 S: 4 H: 1 LOB: 1 BB: 0 P: 4	R: 0 E: 0 K: 1 S: 6 H: 1 LOB: 2 BB: 1 P: 10	R: 0 E: 0 K: 0 S: 3 H: 0 LOB: 0 BB: 0 P: 3		1B: 4 2B: 0 3B: 0 HR: 1 SF: 0 SAC: 0 DP: 0 HBP: 0				WP: 0 PB: 0 SB: 0 CS: 0 PA: 30		

PITCHER		IP	WLS	BF	H	R	ER	SO	BB	IBB	HBP	BLK	WP	HR	S	P	ERA	WHIP
Nino Espinosa, R ERA: 3.0	(1, 1)	6.0	L	22	4	2	2	1	0	0	0	0	0	1	24	24	3.00	0.667
Tug McGraw, L ERA: 2.66	(7, 1)	2.0		8	1	0	0	1	1	0	0	0	0	0	9	13	0.00	1.000

PITCHER	IP	WLS	BF	H	R	ER	SO	BB	IBB	HBP	BLK	WP	HR	S	P	ERA	WHIP

BOTTOM

Philadelphia Phillies @ Montreal Expos

Olympic Stadium, Montreal, QB

Wed May 30 1979, 7:05 PM EDT

Att. 21,761 - Unknown

livebaseballscorecards.com

AB	29
R	2
H	5
RBI	2
BB	1
SO	2
LOB	6

Philadelphia Phillies @ Montreal Expos

Olympic Stadium, Montreal, QB

Thu May 31 1979, 3:33 AM EDT

Att. 22,388 - Unknown

TOP

livebaseballscorecards.com

Batter	1	2	3	4	5	6	7	8	9	AB	R	H	RBI	BB	SO	LOB
Pete Rose, S (1, 3) OBP: 0.430, SLG: 0.484	K		FC6-4 2-3 1-2f		L7			F8 1-2		4	0	0	0	0	1	3
Bake McBride, L (1, 9) OBP: 0.286, SLG: 0.341	K		2-3 1-2f			1-3			K	4	0	0	0	0	2	1
Mike Schmidt, R (1, 5) OBP: 0.393, SLG: 0.596	2B			K		F8			P6	4	0	1	0	0	1	0
Greg Luzinski, R (1, 7) OBP: 0.371, SLG: 0.461	F9			1B 1B		F7			K	4	0	1	0	0	1	1
Del Unser, L (1, 8) OBP: 0.339, SLG: 0.370		F8		G6-4-3 1-3 1B			1-3			3	0	1	0	0	0	0
Bob Boone, R (1, 2) OBP: 0.349, SLG: 0.406		1B		G6-4-3 1-2f			G3			3	0	1	0	0	0	2
Ramon Aviles, R (1, 4) OBP: 0.381, SLG: 0.339		F7			4-3		F4			3	0	0	0	0	0	1
Bud Harrelson, S (1, 6) Greg Gross, L (8, PH) OBP: 0.267, SLG: 0.357 Rudy Meoli, L (8, 6) OBP: 0.273, SLG: 0.288		K			4-3			6-3		2 1 0	0 0 0	0 0 0	0 0 0	0 0 0	1 0 0	1 0 0
Larry Christenson, R (1, 1) OBP: 0.500, SLG: 0.600 Tim McCarver, L (8, PH) OBP: 0.333, SLG: 0.378 Garry Maddox, R (8, PR) OBP: 0.321, SLG: 0.503 Ron Reed, R (8, 1) OBP: 0.400, SLG: 0.500			FC6-4 1B		BB			CS 1B		1 1 0 0	0 0 0 0	1 1 0 0	0 0 0 0	1 0 0 0	0 0 0 0	0 0 0 0

Inning Stats	1	2	3	4	5	6	7	8	9
	R: 0 E: 0 K: 2 S: 8	H: 1 LOB: 1 BB: 0 P: 8	R: 0 E: 0 K: 1 S: 6	H: 1 LOB: 1 BB: 0 P: 6	R: 0 E: 0 K: 0 S: 3	H: 1 LOB: 0 BB: 0 P: 3	R: 0 E: 0 K: 1 S: 6	H: 2 LOB: 1 BB: 0 P: 6	R: 0 E: 0 K: 0 S: 3	H: 0 LOB: 1 BB: 1 P: 7	R: 0 E: 0 K: 0 S: 3	H: 0 LOB: 0 BB: 0 P: 3	R: 0 E: 0 K: 0 S: 3	H: 0 LOB: 0 BB: 0 P: 3	R: 0 E: 0 K: 3 S: 3	H: 1 LOB: 1 BB: 0 P: 3	R: 0 E: 0 K: 2 S: 7	H: 0 LOB: 0 BB: 0 P: 7

1B: 5	SF: 0	WP: 0
2B: 2	SAC: 0	PB: 0
3B: 0	DP: 2	SB: 0
HR: 0	HBP: 0	CS: 1

PA: 31

AB	30
R	0
H	6
RBI	0
BB	1
SO	6
LOB	9

PITCHER		IP	WLS	BF	H	R	ER	SO	BB	IBB	HBP	BLK	WP	HR	S	P	ERA	WHIP
Scott Sanderson, R ERA: 3.03	(1, 1)	9.0	W	31	6	0	0	6	1	0	0	0	0	0	42	46	0.00	0.778

PITCHER	IP	WLS	BF	H	R	ER	SO	BB	IBB	HBP	BLK	WP	HR	S	P	ERA	WHIP

Batter	1	2	3	4	5	6	7	8	9	AB	R	H	RBI	BB	SO	LOB
Andre Dawson, R (1, 8) OBP: 0.312, SLG: 0.559	SH1-3 SF8 2B		K			K				3	1	1	0	0	2	0
Rodney Scott, S (1, 4) OBP: 0.315, SLG: 0.277	SH1-3 2-3			G5-4-3 1B			F8			2	0	1	0	0	0	0
Warren Cromartie, L (1, 7) OBP: 0.333, SLG: 0.478	SF8 3-H			F7			F9			2	0	0	1	0	0	1
Tony Perez, R (1, 3) OBP: 0.333, SLG: 0.450	L5			G5-4-3 1-2f			K			3	0	0	0	0	1	1
Gary Carter, R (1, 2) OBP: 0.379, SLG: 0.574		5-3			F8			F7		3	0	0	0	0	0	0
Ellis Valentine, R (1, 9) OBP: 0.304, SLG: 0.403		F8			F4			1B		3	0	1	0	0	0	0
Larry Parrish, R (1, 5) OBP: 0.340, SLG: 0.409		6-3			K			F3		3	0	0	0	0	1	1
Chris Speier, R (1, 6) OBP: 0.340, SLG: 0.343			F9			4-3		F8		3	0	0	0	0	0	1
Scott Sanderson, R (1, 1) OBP: 0.190, SLG: 0.238			K			L1				2	0	0	0	0	1	0
Inning Stats	R: 1 E: 0 K: 0 S: 4 H: 1 LOB: 0 BB: 0 P: 4	R: 0 E: 0 K: 0 S: 3 H: 0 LOB: 0 BB: 0 P: 3	R: 0 E: 0 K: 2 S: 7 H: 0 LOB: 0 BB: 0 P: 7	R: 0 E: 0 K: 0 S: 3 H: 1 LOB: 0 BB: 0 P: 3	R: 0 E: 0 K: 1 S: 5 H: 0 LOB: 0 BB: 0 P: 5	R: 0 E: 0 K: 1 S: 5 H: 0 LOB: 0 BB: 0 P: 5	R: 0 E: 0 K: 1 S: 5 H: 0 LOB: 0 BB: 0 P: 5	R: 0 E: 0 K: 0 S: 4 H: 1 LOB: 1 BB: 0 P: 4		1B: 2 2B: 1 3B: 0 HR: 0 SF: 1 SAC: 1 DP: 1 HBP: 0						

PITCHER		IP	WLS	BF	H	R	ER	SO	BB	IBB	HBP	BLK	WP	HR	S	P	ERA	WHIP
Larry Christenson, R ERA: 3.32	(1, 1)	7.0	L	22	2	1	1	5	0	0	0	0	0	0	32	32	1.29	0.286
Ron Reed, R ERA: 3.82	(8, 1)	1.0		4	1	0	0	0	0	0	0	0	0	0	4	4	0.00	1.000

PITCHER	IP	WLS	BF	H	R	ER	SO	BB	IBB	HBP	BLK	WP	HR	S	P	ERA	WHIP

BOTTOM

Philadelphia Phillies @ Montreal Expos

Olympic Stadium, Montreal, QB

Thu May 31 1979, 3:33 AM EDT

Att. 22,388 - Unknown

livebaseballscorecards.com

AB	24
R	1
H	3
RBI	1
BB	0
SO	5
LOB	4

Batter	1	2	3	4	5	6	7	8	9	AB	R	H	RBI	BB	SO	LOB
Andre Dawson, R (1, 8) OBP: 0.311, SLG: 0.552	SSS 0-3 ① K		x 0-0 G6-4-3 1B			SSS 0-3 ② K		x 0-0 ② F3		4	0	1	0	0	2	1
Rodney Scott, S (1, 4) OBP: 0.308, SLG: 0.271	x 0-0 ② L4		x 0-0 ② ③ G6-4-3 1-2f			x 0-0 ③ 4-3		x 0-0 ③ 3-1		4	0	0	0	0	0	2
Warren Cromartie, L (1, 7) OBP: 0.342, SLG: 0.492	BBBB 4-0 BB			x 0-0 ① F8			x 0-0 1B 2B		x 0-0 2B 2B	3	2	2	0	1	0	0
Tony Solaita, L (1, 3) OBP: 0.567, SLG: 0.739	x 0-0 ③ F9			SSS 0-3 ② K			x 0-0 FC3-6 1B 2-H 1B		x 0-0 L4 2B 2-H 2B	4	0	2	2	0	1	1
Steve Rogers, R (9, PR) OBP: 0.300, SLG: 0.321										0	0	0	0	0	0	0
Gary Carter, R (1, 2) OBP: 0.376, SLG: 0.566		SSS 0-3 ① K		x 0-0 ③ 5-3			x 0-0 FC3-6 1B 1-2 1B		SSS 0-3 ① K	4	0	1	0	0	2	1
Ellis Valentine, R (1, 9) OBP: 0.303, SLG: 0.399		x 0-0 1B			SSS 0-3 ① K		x 0-0 ① FC3-6 G6-4-3 1-2f 2-3		x 0-0 ② ③ L4 2-3	4	0	1	0	0	1	3
Larry Parrish, R (1, 5) OBP: 0.333, SLG: 0.400		x 0-0 ② F3			SSS 0-3 ② K		x 0-0 ② ③ G6-4-3 1-2f			3	0	0	0	0	1	3
Jim Mason, L (1, 6) OBP: 0.318, SLG: 0.350		SSS 0-3 ③ K			x 0-0 ③ F8			BBBB 4-0 G3 BB		2	0	0	0	1	1	1
Ross Grimsley, L (1, 1) OBP: 0.095, SLG: 0.095			x 0-0 ① L1			x 0-0 ① F7		x 0-0 ① G3 1-2		1	0	0	0	0	0	0
Jerry White, S (6, PH) OBP: 0.271, SLG: 0.391										1	0	0	0	0	0	0
Stan Bahnsen, R (6, 1)										0	0	0	0	0	0	0
Tom Hutton, L (8, PH) OBP: 0.333, SLG: 0.313										1	0	0	0	0	0	1
Elias Sosa, R (8, 1) OBP: 0.286, SLG: 0.429										0	0	0	0	0	0	0
Inning Stats	R: 0 E: 0 K: 1 S: 5 H: 0 LOB: 1 BB: 1 P: 9	R: 0 E: 0 K: 2 S: 8 H: 1 LOB: 1 BB: 0 P: 8	R: 0 E: 0 K: 0 S: 3 H: 1 LOB: 0 BB: 0 P: 3	R: 0 E: 0 K: 1 S: 5 H: 0 LOB: 0 BB: 0 P: 5	R: 0 E: 0 K: 2 S: 7 H: 0 LOB: 0 BB: 0 P: 7	R: 0 E: 0 K: 1 S: 5 H: 0 LOB: 0 BB: 0 P: 5	R: 1 E: 0 K: 0 S: 5 H: 3 LOB: 1 BB: 0 P: 5	R: 0 E: 0 K: 0 S: 3 H: 0 LOB: 1 BB: 1 P: 7	R: 1 E: 0 K: 1 S: 6 H: 2 LOB: 1 BB: 0 P: 6	1B: 4 2B: 4 3B: 0 HR: 0	SF: 0 SAC: 0 DP: 3 HBP: 0						

PITCHER	IP	WLS	BF	H	R	ER	SO	BB	IBB	HBP	BLK	WP	HR	S	P	ERA	WHIP
J.R. Richard, R (1, 1) ERA: 3.38	9.0	W	33	7	2	2	8	2	0	0	0	0	0	47	55	2.00	1.000

PITCHER	IP	WLS	BF	H	R	ER	SO	BB	IBB	HBP	BLK	WP	HR	S	P	ERA	WHIP

TOP

Montreal Expos @ Houston Astros

Astrodome, Houston, TX

Fri Jun 01 1979, 8:05 PM EDT

Att. 14,346 - Dome

livebaseballscorecards.com

AB	31
R	2
H	7
RBI	2
BB	2
SO	8
LOB	13

WP: 0 PB: 0 SB: 0 CS: 0 PA: 33

Batter	1	2	3	4	5	6	7	8	9	AB	R	H	RBI	BB	SO	LOB
Terry Puhl, L (1, 8) OBP: 0.333, SLG: 0.388	1B 1B		HR		F5			3B		4	2	3	1	0	0	0
Craig Reynolds, L (1, 6) OBP: 0.300, SLG: 0.342	1B 4-3 1-2		4-3		L1			F2		4	1	2	0	0	0	1
Cesar Cedeno, R (1, 3) OBP: 0.387, SLG: 0.433	4-3 9-2 1-3 2-H		5-3			CS		L4		4	0	2	1	0	0	2
Jose Cruz, L (1, 7) OBP: 0.380, SLG: 0.468	4-3 2-3 3-H		4-3 2-3			F7 1-2				3	0	0	1	0	0	3
Jeffrey Leonard, R (1, 9) OBP: 0.392, SLG: 0.414	9-2 3-Hf		6-3			4-3				3	0	0	0	0	0	2
Art Howe, R (1, 5) OBP: 0.255, SLG: 0.290		5-3		1-3			F9			3	0	0	0	0	0	0
Julio Gonzalez, R (1, 4) OBP: 0.327, SLG: 0.308		1B 1B		F8			G5-4-3 1B			3	0	2	0	0	0	0
Alan Ashby, S (1, 2) OBP: 0.275, SLG: 0.308		G6-4-3 1-2 1B		4-3			G5-4-3 1-2f			3	0	1	0	0	0	1
J.R. Richard, R (1, 1) OBP: 0.129, SLG: 0.207		G6-4-3 1-2f			F9			4-3		3	0	0	0	0	0	2
Inning Stats	R: 2 E: 0 K: 0 S: 5 H: 3 LOB: 0 BB: 0 P: 5	R: 0 E: 0 K: 0 S: 4 H: 2 LOB: 1 BB: 0 P: 4	R: 1 E: 0 K: 0 S: 5 H: 2 LOB: 1 BB: 0 P: 5	R: 0 E: 0 K: 0 S: 3 H: 0 LOB: 0 BB: 0 P: 3	R: 0 E: 0 K: 0 S: 3 H: 0 LOB: 0 BB: 0 P: 3	R: 0 E: 0 K: 0 S: 3 H: 1 LOB: 0 BB: 0 P: 3	R: 0 E: 0 K: 0 S: 3 H: 1 LOB: 0 BB: 0 P: 3	R: 0 E: 0 K: 0 S: 4 H: 1 LOB: 1 BB: 0 P: 4		1B: 7 2B: 2 3B: 1 HR: 1 SF: 0 SAC: 0 DP: 3 HBP: 0						

PITCHER		IP	WLS	BF	H	R	ER	SO	BB	IBB	HBP	BLK	WP	HR	S	P	ERA	WHIP
Ross Grimsley, L ERA: 4.92	(1, 1)	5.0	L	20	7	3	3	0	0	0	0	0	0	1	20	20	5.40	1.400
Stan Bahnsen, R ERA: 3.38	(6, 1)	2.0		6	2	0	0	0	0	0	0	0	0	0	6	6	0.00	1.000
Elias Sosa, R ERA: 1.39	(8, 1)	1.0		4	1	0	0	0	0	0	0	0	0	0	4	4	0.00	1.000

PITCHER	IP	WLS	BF	H	R	ER	SO	BB	IBB	HBP	BLK	WP	HR	S	P	ERA	WHIP

BOTTOM

Montreal Expos @ Houston Astros

Astrodome, Houston, TX

Fri Jun 01 1979, 8:05 PM EDT

Att. 14,346 - Dome

livebaseballscorecards.com

AB	30
R	3
H	10
RBI	3
BB	0
SO	0
LOB	11

WP: 0 PA: 30
PB: 0
SB: 0
CS: 1

Batter	1	2	3	4	5	6	7	8	9	AB	R	H	RBI	BB	SO	LOB
Andre Dawson, R (1, 8) OBP: 0.303, SLG: 0.538	F2		F7		F7		F9		F2	5	0	0	0	0	0	2
Rodney Scott, S (1, 4) OBP: 0.302, SLG: 0.265	4-3		3-1		4-3			K		4	0	0	0	0	1	0
Warren Cromartie, L (1, 7) OBP: 0.345, SLG: 0.497	2B 2B		1-3			F7		F8 1B 1B		4	1	2	0	0	0	0
Tony Perez, R (1, 3) OBP: 0.337, SLG: 0.458	2-H 2B			E1 4-3 1B		F8		1-2 1B		4	0	2	1	0	0	0
Gary Carter, R (1, 2) OBP: 0.373, SLG: 0.557	K			4-3 1-2		1B		F8 2-3		4	0	1	0	0	1	4
Ellis Valentine, R (1, 9) OBP: 0.302, SLG: 0.395		K		1B 2-H 1B		F8		2-3		4	0	1	0	0	1	3
Larry Parrish, R (1, 5) OBP: 0.331, SLG: 0.396		K		1-3 1B			5-3		K	4	0	1	0	0	2	0
Chris Speier, R (1, 6) OBP: 0.339, SLG: 0.338 Jerry White, S (9, PH) OBP: 0.265, SLG: 0.383	FC5-4 BB			F8			K		G3	2 1	0 0	0 0	0 0	1 0	1 0	2 0
Dan Schatzeder, L (1, 1) OBP: 0.286, SLG: 0.417 Elias Sosa, R (7, 1) OBP: 0.286, SLG: 0.429 Tony Solaita, L (9, PH) OBP: 0.581, SLG: 0.739 Steve Rogers, R (9, PR) OBP: 0.300, SLG: 0.321		FC5-4 1-2f			4-3			BB	BB	2 0 0 0	0 0 0 0	0 0 0 0	0 0 1 0	1 0 0 0	0 0 0 0	1 0 0 0
Inning Stats	R: 1 E: 0 K: 1 S: 7 H: 2 LOB: 1 BB: 0 P: 7	R: 0 E: 0 K: 2 S: 7 H: 0 LOB: 1 BB: 1 P: 11	R: 0 E: 0 K: 0 S: 3 H: 0 LOB: 0 BB: 0 P: 3	R: 0 E: 1 K: 0 S: 5 H: 2 LOB: 2 BB: 0 P: 5	R: 0 E: 0 K: 0 S: 3 H: 0 LOB: 0 BB: 0 P: 3	R: 0 E: 0 K: 0 S: 4 H: 1 LOB: 1 BB: 0 P: 4	R: 0 E: 0 K: 1 S: 5 H: 0 LOB: 1 BB: 1 P: 9	R: 0 E: 0 K: 1 S: 7 H: 2 LOB: 2 BB: 0 P: 7	R: 0 E: 0 K: 1 S: 5 H: 0 LOB: 1 BB: 1 P: 9	1B: 5 2B: 2 3B: 0 HR: 0 SF: 0 SAC: 0 DP: 0 HBP: 0						

PITCHER	IP	WLS	BF	H	R	ER	SO	BB	IBB	HBP	BLK	WP	HR	S	P	ERA	WHIP
Joaquin Andujar, R (1, 1) ERA: 3.35	9.0	W	37	7	1	1	6	3	0	0	0	0	0	46	58	1.00	1.111

PITCHER	IP	WLS	BF	H	R	ER	SO	BB	IBB	HBP	BLK	WP	HR	S	P	ERA	WHIP

TOP

Montreal Expos @ Houston Astros

Astrodome, Houston, TX

Sat Jun 02 1979, 8:05 PM EDT

Att. 43,893 - Dome

livebaseballscorecards.com

AB	34
R	1
H	7
RBI	1
BB	3
SO	6
LOB	12

Montreal Expos @ Houston Astros

Astrodome, Houston, TX

Sat Jun 02 1979, 8:05 PM EDT

Att. 43,893 - Dome

BOTTOM

Batter	1	2	3	4	5	6	7	8	9	AB	R	H	RBI	BB	SO	LOB
Terry Puhl, L (1, 8) OBP: 0.338, SLG: 0.394	K		G6-4-3 1B BB		SH3-4 1-2		2B			2	0	1	0	1	1	0
Craig Reynolds, L (1, 6) OBP: 0.308, SLG: 0.346	FC6-4 1B		G6-4-3 1B 1-2		F5		BB			3	0	2	0	1	0	1
Cesar Cedeno, R (1, 3) OBP: 0.384, SLG: 0.425	FC6-4 FC6-4 1-2f		G6-4-3 1-2f 2-3		FC4-6 IBB		4-3			3	0	0	0	1	0	5
Jose Cruz, L (1, 7) OBP: 0.382, SLG: 0.463	FC6-4 1-2f		BB		FC4-6 1-2f			SH3-4 3B BB		2	1	0	0	2	0	3
Jeffrey Leonard, R (1, 9) OBP: 0.381, SLG: 0.400		6-3	5-3			F8		SH3-4 1-2		3	0	0	0	0	0	2
Art Howe, R (1, 5) OBP: 0.255, SLG: 0.295		1B 2B		F8		6-3		F9		4	1	1	0	0	0	1
Julio Gonzalez, R (1, 4) OBP: 0.328, SLG: 0.309				F7		F7				3	0	1	1	0	0	0
Denny Walling, L (8, PH) OBP: 0.440, SLG: 0.450		2-H 1B						2-H 3B		1	0	1	1	0	0	0
Rafael Landestoy, S (9, 4) OBP: 0.286, SLG: 0.171										0	0	0	0	0	0	0
Alan Ashby, S (1, 2) OBP: 0.274, SLG: 0.301		K		K			4-3	IBB		3	0	0	0	1	2	1
Joaquin Andujar, S (1, 1) OBP: 0.143, SLG: 0.077		K			SH3-4 1B		F6	1-3		4	0	1	0	0	1	3
Inning Stats	R: 0 H: 1 E: 0 LOB: 1 K: 1 BB: 0 S: 6 P: 6	R: 1 H: 2 E: 0 LOB: 1 K: 2 BB: 0 S: 9 P: 9	R: 0 H: 1 E: 0 LOB: 2 K: 0 BB: 2 S: 3 P: 11	R: 0 H: 0 E: 0 LOB: 0 K: 1 BB: 0 S: 5 P: 5	R: 0 H: 1 E: 0 LOB: 2 K: 0 BB: 1 S: 4 P: 8	R: 0 H: 0 E: 0 LOB: 0 K: 0 BB: 0 S: 3 P: 3	R: 0 H: 1 E: 0 LOB: 2 K: 0 BB: 1 S: 4 P: 8	R: 1 H: 1 E: 0 LOB: 2 K: 0 BB: 2 S: 4 P: 12		1B: 4 SF: 0 2B: 2 SAC: 2 3B: 1 DP: 1 HR: 0 HBP: 0						

	AB	28
	R	2
	H	7
	RBI	2
	BB	6
	SO	4
	LOB	16

WP: 0 PA: 36
PB: 0
SB: 0
CS: 0

livebaseballscorecards.com

PITCHER		IP	WLS	BF	H	R	ER	SO	BB	IBB	HBP	BLK	WP	HR	S	P	ERA	WHIP
Dan Schatzeder, L ERA: 2.25	(1, 1)	6.2		29	6	1	1	4	3	1	0	0	0	0	33	49	1.35	1.350
Elias Sosa, R ERA: 1.6	(7, 1)	1.1	L	7	1	1	1	0	1	1	0	0	0	0	5	13	6.75	1.500

PITCHER	IP	WLS	BF	H	R	ER	SO	BB	IBB	HBP	BLK	WP	HR	S	P	ERA	WHIP

Batter	1	2	3	4	5	6	7	8	9	AB	R	H	RBI	BB	SO	LOB
Andre Dawson, R (1, 8) OBP: 0.307, SLG: 0.537	6-3		G3-4-3 1-3 2-H 1B		E7 1-3 3-H 1B		F8			4	0	2	2	0	0	1
Rodney Scott, S (1, 4) OBP: 0.297, SLG: 0.259	F8		G3-4-3 1-2f 3-H		F5			F8		4	0	0	0	0	0	3
Warren Cromartie, L (1, 7) OBP: 0.343, SLG: 0.492	F7			L4		F7		L4-3 1B		4	0	1	0	0	0	0
Tony Perez, R (1, 3) OBP: 0.329, SLG: 0.446		G3		S S S K		F8		L4-3 1-2		4	0	0	0	0	1	1
Gary Carter, R (1, 2) OBP: 0.364, SLG: 0.542		F5		F3		6-3			F7	4	0	0	0	0	0	0
Ellis Valentine, R (1, 9) OBP: 0.301, SLG: 0.391		F8			1B E 1B		F9		F7	4	1	1	0	0	0	0
Larry Parrish, R (1, 5) OBP: 0.335, SLG: 0.419			1B FC1-5 1B		F9		HR		F7	4	1	2	1	0	0	1
Chris Speier, R (1, 6) OBP: 0.345, SLG: 0.345			FC1-5 1-3 1B 1B		E 1-3 1B		F7			3	1	2	0	0	0	0
Steve Rogers, R (1, 1) OBP: 0.290, SLG: 0.310			FC1-5 1B 1-2 G3-4-3 3-H		F5		1B			1	1	0	0	0	0	2
Tom Hutton, L (5, PH) OBP: 0.316, SLG: 0.294										1	0	0	0	0	0	2
Rudy May, L (5, 1)										0	0	0	0	0	0	0
Jerry White, S (7, PH) OBP: 0.280, SLG: 0.396										1	0	1	0	0	0	0
Woodie Fryman, R (7, 1)										0	0	0	0	0	0	0
Inning Stats	R: 0 E: 0 K: 0 S: 3 H: 0 LOB: 0 BB: 0 P: 3	R: 0 E: 0 K: 0 S: 3 H: 0 LOB: 0 BB: 0 P: 3	R: 2 E: 0 K: 0 S: 5 H: 3 LOB: 0 BB: 0 P: 5	R: 0 E: 0 K: 1 S: 5 H: 0 LOB: 0 BB: 0 P: 5	R: 1 E: 1 K: 0 S: 6 H: 3 LOB: 2 BB: 0 P: 6	R: 0 E: 0 K: 0 S: 3 H: 0 LOB: 0 BB: 0 P: 3	R: 1 E: 0 K: 0 S: 5 H: 2 LOB: 1 BB: 0 P: 5	R: 0 E: 0 K: 0 S: 3 H: 1 LOB: 0 BB: 0 P: 3	R: 0 E: 0 K: 0 S: 3 H: 0 LOB: 0 BB: 0 P: 3	1B: 8 2B: 1 3B: 0 HR: 1 SF: 0 SAC: 0 DP: 2 HBP: 0						

PITCHER	IP	WLS	BF	H	R	ER	SO	BB	IBB	HBP	BLK	WP	HR	S	P	ERA	WHIP
Joe Niekro, R (1, 1) ERA: 2.7	7.1	W	30	9	4	4	1	0	0	0	0	0	1	32	32	4.91	1.227
Bert Roberge, R (8, 1) ERA:	1.2	S	4	0	0	0	0	0	0	0	0	0	0	4	4	0.00	0.000

PITCHER	IP	WLS	BF	H	R	ER	SO	BB	IBB	HBP	BLK	WP	HR	S	P	ERA	WHIP

TOP

Montreal Expos @ Houston Astros

Astrodome, Houston, TX

Sun Jun 03 1979, 8:05 PM EDT

Att. 33,821 - Dome

livebaseballscorecards.com

AB	34
R	4
H	9
RBI	3
BB	0
SO	1
LOB	10

1B: 8	SF: 0	WP: 0	PA: 34
2B: 1	SAC: 0	PB: 0	
3B: 0	DP: 2	SB: 0	
HR: 1	HBP: 0	CS: 0	

Montreal Expos @ Houston Astros

Astrodome, Houston, TX

Sun Jun 03 1979, 8:05 PM EDT

Att. 33,821 - Dome

livebaseballscorecards.com

BOTTOM

Batter	1	2	3	4	5	6	7	8	9	AB	R	H	RBI	BB	SO	LOB
Terry Puhl, L (1, 8) OBP: 0.336, SLG: 0.392	6-3		FC6-5, 1B 2-3 1B	F8		F7				4	0	1	0	0	0	2
Craig Reynolds, L (1, 6) OBP: 0.312, SLG: 0.349	K		FC6-5 1-2 3-H 1B		K	CS 1B				4	1	2	1	0	2	0
Cesar Cedeno, R (1, 3) OBP: 0.381, SLG: 0.420	K		FC6-5 1-2 2-3f 1B 2B		1-3 S 1B	K	K			4	1	1	0	0	2	3
Jose Cruz, L (1, 7) OBP: 0.379, SLG: 0.459		F7	1-2 2-H 2B 1B		1-3 1-3		K 1-2			4	1	1	1	0	1	2
Jeffrey Leonard, R (1, 9) OBP: 0.376, SLG: 0.404		F3	1-H 2-H 2B		L6			F3		4	0	1	2	0	0	1
Art Howe, R (1, 5) OBP: 0.261, SLG: 0.301		1B	5-3			SH4 1B 1B		F7		4	1	2	0	0	0	1
Alan Ashby, S (1, 2) OBP: 0.275, SLG: 0.297		4-3		K		SH4 1-2		BB		2	0	0	0	1	1	1
Rafael Landestoy, S (1, 4) OBP: 0.304, SLG: 0.184			1B SH3-4 1B BB	4-3		F8 2-H 1B		F9		3	1	1	1	1	0	1
Joe Niekro, R (1, 1) OBP: 0.125, SLG: 0.161 Bert Roberge, R (8, 1)			SH3-4 1-2	1B		F8 2-3				2 0	0 0	1 0	0 0	0 0	0 0	1 0
Inning Stats	R: 0 E: 0 K: 2 S: 7 H: 0 LOB: 0 BB: 0 P: 7	R: 0 E: 0 K: 0 S: 4 H: 1 LOB: 1 BB: 0 P: 4	R: 4 E: 0 K: 0 S: 7 H: 4 LOB: 1 BB: 1 P: 11	R: 0 E: 0 K: 1 S: 6 H: 1 LOB: 1 BB: 0 P: 6	R: 0 E: 0 K: 1 S: 6 H: 1 LOB: 1 BB: 0 P: 6	R: 1 E: 0 K: 0 S: 5 H: 2 LOB: 1 BB: 0 P: 5	R: 0 E: 0 K: 2 S: 7 H: 1 LOB: 1 BB: 0 P: 7	R: 0 E: 0 K: 0 S: 3 H: 0 LOB: 1 BB: 1 P: 7		1B: 9 2B: 2 3B: 0 HR: 0 SF: 0 SAC: 2 DP: 1 HBP: 0				WP: 0 PB: 0 SB: 1 CS: 1 PA: 35		

	AB	31
	R	5
	H	10
	RBI	5
	BB	2
	SO	6
	LOB	12

PITCHER		IP	WLS	BF	H	R	ER	SO	BB	IBB	HBP	BLK	WP	HR	S	P	ERA	WHIP
Steve Rogers, R ERA: 2.85	(1, 1)	4.0	L	19	6	4	4	3	1	0	0	0	0	0	24	28	9.00	1.750
Rudy May, L ERA: 3.94	(5, 1)	2.0		9	3	1	1	1	0	0	0	0	0	0	11	11	4.50	1.500
Woodie Fryman, L ERA: 1.86	(7, 1)	2.0		7	1	0	0	2	1	0	0	0	0	0	10	14	0.00	1.000

PITCHER	IP	WLS	BF	H	R	ER	SO	BB	IBB	HBP	BLK	WP	HR	S	P	ERA	WHIP

Batter	1	2	3	4	5	6	7	8	9	AB	R	H	RBI	BB	SO	LOB
Andre Dawson, R (1, 8) OBP: 0.304, SLG: 0.528	S S S 0-3 ① K	x 0-0 ③ FC5 2-3		x 0-0 ② F9		x 0-0 2B SF8 1-2 1B	x 0-0 ③ F9			5	1	1	0	0	1	2
Rodney Scott, S (1, 4) OBP: 0.304, SLG: 0.270	B B B B 4-0 S 1B BB		x 0-0 ① F8	x 0-0 1B		x 0-0 1-3 2-H 2B		x 0-0 E1 S 1B		4	2	2	1	1	0	0
Warren Cromartie, L (1, 7) OBP: 0.344, SLG: 0.487	S S S 0-3 ② K 1-2		x 0-0 E3 WP 1B	x 0-0 ③ G3		4-0 IBB		x 0-0 G6-4-3 1-H 1B		4	1	1	1	1	1	2
Tony Perez, R (1, 3) OBP: 0.331, SLG: 0.440 Tom Hutton, L (8, 3) OBP: 0.316, SLG: 0.294	B B B B 4-0 1B BB		B B B B 4-0 1B 1-2 SF9 BB		S S S 0-3 ① K	x 0-0 ② SF8 3-H		x 0-0 ① ② G6-4-3 1-2f		2 0	1 0	0 0	1 0	2 0	1 0	1 0
Gary Carter, R (1, 2) OBP: 0.371, SLG: 0.563 David Palmer, R (9, 1)	x 0-0 1-2 2-H 1B		x 0-0 E 1-3 2-H 1B		S S S 0-3 ② K	x 0-0 ③ F8		x 0-0 HR		5 0	1 0	3 0	3 0	0 0	1 0	2 0
Ellis Valentine, R (1, 9) OBP: 0.303, SLG: 0.396	x 0-0 ③ F9		x 0-0 ② SF9 3-H		x 0-0 2B		B B B 4-0 1B E BB	x 0-0 ③ L4		3	1	1	1	1	0	2
Larry Parrish, R (1, 5) OBP: 0.337, SLG: 0.414		B B B 4-0 FC5 SH3-4 BB	x 0-0 E4 1-2		x 0-0 ③ 6-3		x 0-0 FC4-6 1-2 1B		x 0-0 ① P4	4	0	1	0	1	0	2
Chris Speier, R (1, 6) OBP: 0.335, SLG: 0.333		x 0-0 ① F3	x 0-0 ③ 4-3		x 0-0 ① L5	x 0-0 ① FC4-6 4-3 1-2f 2-H			x 0-0 ② 5-3	5	0	0	0	0	0	4
Bill Lee, L (1, 1) OBP: 0.160, SLG: 0.160 Ken Macha, R (9, PH) (9, 2) OBP: 0.188, SLG: 0.071		x 0-0 ② SH3-4 1-2		S S S 0-3 ① K	x 0-0 1B 2B 1B	x 0-0 ② 4-3 2-3			x 0-0 ③ 4-3	3 1	1 0	1 0	0 0	0 0	1 0	1 0
Inning Stats	R: 1 E: 0 K: 2 S: 8 H: 1 LOB: 2 BB: 2 P: 16	R: 0 E: 0 K: 0 S: 3 H: 0 LOB: 1 BB: 1 P: 7	R: 2 E: 2 K: 0 S: 6 H: 1 LOB: 2 BB: 1 P: 10	R: 0 E: 0 K: 1 S: 6 H: 1 LOB: 1 BB: 0 P: 6	R: 0 E: 0 K: 2 S: 8 H: 1 LOB: 1 BB: 0 P: 8	R: 2 E: 0 K: 0 S: 6 H: 3 LOB: 2 BB: 1 P: 10	R: 1 E: 1 K: 0 S: 4 H: 1 LOB: 1 BB: 1 P: 8	R: 2 E: 1 K: 0 S: 5 H: 2 LOB: 0 BB: 0 P: 5	R: 0 E: 0 K: 0 S: 3 H: 0 LOB: 0 BB: 0 P: 3	1B: 7 2B: 2 3B: 0 HR: 1	SF: 2 SAC: 1 DP: 1 HBP: 0						

PITCHER		IP	WLS	BF	H	R	ER	SO	BB	IBB	HBP	BLK	WP	HR	S	P	ERA	WHIP
Tony Brizzolara, R ERA: 5.11	(1, 1)	6.0	L	32	7	5	3	5	4	1	0	0	1	0	37	57	4.50	1.833
Rick Mahler, R ERA: 4.8	(7, 1)	1.0		5	1	1	1	0	1	0	0	0	0	0	4	8	9.00	2.000
Bo McLaughlin, R ERA: 6.46	(8, 1)	1.0		5	2	2	0	0	0	0	0	0	0	1	5	5	0.00	2.000
Craig Skok, L ERA: 3.66	(9, 1)	1.0		3	0	0	0	0	0	0	0	0	0	0	3	3	0.00	0.000

PITCHER	IP	WLS	BF	H	R	ER	SO	BB	IBB	HBP	BLK	WP	HR	S	P	ERA	WHIP

TOP

Montreal Expos @ Atlanta Braves

Atlanta-Fulton County Stadium, Atlanta, GA

Mon Jun 04 1979, 7:05 PM EDT

Att. 3,480 - Unknown

livebaseballscorecards.com

AB	36
R	8
H	10
RBI	7
BB	6
SO	5
LOB	16

WP: 1 PA: 45
PB: 0
SB: 2
CS: 0

Montreal Expos @ Atlanta Braves

Atlanta-Fulton County Stadium, Atlanta, GA

Mon Jun 04 1979, 7:05 PM EDT

Att. 3,480 - Unknown

BOTTOM

Batter	1	2	3	4	5	6	7	8	9	AB	R	H	RBI	BB	SO	LOB
Jerry Royster, R (1, 5) OBP: 0.367, SLG: 0.366	G3	E9 1-3 2-H			F9			6-3		4	0	0	0	0	0	1
Gary Matthews, R (1, 9) OBP: 0.362, SLG: 0.552	BB 1B	4-3			G3			1B		4	0	2	0	0	0	2
Bob Horner, R (1, 3) OBP: 0.351, SLG: 0.544	F7		F7		5-3			F8		4	0	0	0	0	0	2
Jeff Burroughs, R (1, 7) OBP: 0.329, SLG: 0.319	1-2 BB		F7			F7		F7		3	0	0	0	1	0	1
Barry Bonnell, R (1, 8) OBP: 0.306, SLG: 0.463	1-3		G3			F8			F6	4	0	0	0	0	0	2
Glenn Hubbard, R (1, 4) OBP: 0.288, SLG: 0.285		BB E 1B		E6 G3		K			F7	4	1	1	0	0	1	0
Bruce Benedict, R (1, 2) OBP: 0.284, SLG: 0.219 Joe Nolan, L (4, PH) OBP: 0.444, SLG: 0.433 (5, 2)	F7		G3 1-2				G4-6-3 1B		BB	1 2	0 0	0 1	0 0	0 1	0 0	1 1
Pepe Frias, R (1, 6) OBP: 0.282, SLG: 0.338	F7		P4				F8		5-3	4	0	0	0	0	0	4
Tony Brizzolara, R (1, 1) Rick Mahler, R (7, 1) OBP: 1.000, SLG: 1.000 Charlie Spikes, R (7, PH) OBP: 0.394, SLG: 0.679 Bo McLaughlin, R (8, 1) Craig Skok, R (9, 1)	E 1-2 BB		6-3				G4-6-3 1-2f			1 0 1 0 0	0 0 0 0 0	0 0 0 0 0	0 0 0 0 0	1 0 0 0 0	0 0 0 0 0	1 0 1 0 0
Inning Stats	R: 0 E: 0 K: 0 S: 4 H: 1 LOB: 2 BB: 1 P: 8	R: 1 E: 1 K: 0 S: 5 H: 1 LOB: 2 BB: 1 P: 9	R: 0 E: 0 K: 0 S: 3 H: 0 LOB: 0 BB: 0 P: 3	R: 0 E: 1 K: 0 S: 4 H: 0 LOB: 1 BB: 0 P: 4	R: 0 E: 0 K: 0 S: 3 H: 0 LOB: 0 BB: 0 P: 3	R: 0 E: 0 K: 1 S: 5 H: 0 LOB: 0 BB: 0 P: 5	R: 0 E: 0 K: 0 S: 3 H: 1 LOB: 0 BB: 0 P: 3	R: 0 E: 0 K: 0 S: 4 H: 1 LOB: 1 BB: 0 P: 4	R: 0 E: 0 K: 0 S: 3 H: 0 LOB: 1 BB: 1 P: 7	1B: 4 2B: 0 3B: 0 HR: 0 SF: 0 SAC: 0 DP: 1 HBP: 0						

livebaseballscorecards.com

AB	32
R	1
H	4
RBI	0
BB	3
SO	1
LOB	16

PITCHER		IP	WLS	BF	H	R	ER	SO	BB	IBB	HBP	BLK	WP	HR	S	P	ERA	WHIP
Bill Lee, L ERA: 3.46	(1, 1)	8.0	W	31	4	1	0	1	2	0	0	0	0	0	31	39	0.00	0.750
David Palmer, R ERA: 4.58	(9, 1)	1.0		4	0	0	0	0	1	0	0	0	0	0	3	7	0.00	1.000

PITCHER	IP	WLS	BF	H	R	ER	SO	BB	IBB	HBP	BLK	WP	HR	S	P	ERA	WHIP

Batter	1	2	3	4	5	6	7	8	9	AB	R	H	RBI	BB	SO	LOB
Andre Dawson, R (1, 8) OBP: 0.303, SLG: 0.523	S S S 0-3 ① K		x 0-0 ② 1-4-3			x 0-0 SH1-4 1B		x 0-0 ① F9		4	0	1	0	0	1	0
Rodney Scott, S (1, 4) OBP: 0.309, SLG: 0.272	B B B B 4-0 E S BB		S S S 0-3 ③ K			x 0-0 ① SH1-4 1-2		x 0-0 E 4-3 1B		2	1	1	0	1	1	0
Warren Cromartie, L (1, 7) OBP: 0.343, SLG: 0.483	x 0-0 ② P5 1-3			x 0-0 5-3 1B		x 0-0 ② L6		x 0-0 ② 4-3 1-H		4	0	1	1	0	0	2
Tony Perez, R (1, 3) OBP: 0.324, SLG: 0.429	x 0-0 ③ 5-3			x 0-0 ① 5-3 1-2		x 0-0 ③ 6-3		S S S 0-3 ③ K		4	0	0	0	0	1	3
Gary Carter, R (1, 2) OBP: 0.363, SLG: 0.549		x 0-0 ① 6-3		x 0-0 ② 5-3			x 0-0 ① 6-3		x 0-0 ① F9	4	0	0	0	0	0	1
Ellis Valentine, R (1, 9) OBP: 0.302, SLG: 0.393		x 0-0 1B 1B		x 0-0 ③ 2-3			x 0-0 ② 5-3		x 0-0 ② 6-3	4	0	1	0	0	0	1
Larry Parrish, R (1, 5) OBP: 0.341, SLG: 0.413		x 0-0 G6-4-3 1-2 1B			x 0-0 ① 6-3		B B B B 4-0 2B BB		x 0-0 ③ 5-3	3	0	1	0	1	0	0
Chris Speier, R (1, 6) OBP: 0.335, SLG: 0.340		x 0-0 ② ③ G6-4-3 1-2f			x 0-0 ② 6-3		x 0-0 1-3 2B			3	0	1	0	0	0	2
Scott Sanderson, R (1, 1) OBP: 0.174, SLG: 0.217			x 0-0 ① 6-3		x 0-0 ③ 4-3		x 0-0 ③ F8			2	0	0	0	0	0	0
Stan Bahnsen, R (6, 1)										0	0	0	0	0	0	0
Tony Solaita, L (7, PH) OBP: 0.563, SLG: 0.708										1	0	0	0	0	0	2
Elias Sosa, R (7, 1) OBP: 0.286, SLG: 0.429										0	0	0	0	0	0	0
Inning Stats	R: 0 H: 0 E: 0 LOB: 1 K: 1 BB: 1 S: 5 P: 9	R: 0 H: 2 E: 0 LOB: 1 K: 0 BB: 0 S: 4 P: 4	R: 0 H: 0 E: 0 LOB: 0 K: 1 BB: 0 S: 5 P: 5	R: 0 H: 1 E: 0 LOB: 1 K: 0 BB: 0 S: 4 P: 4	R: 0 H: 0 E: 0 LOB: 0 K: 0 BB: 0 S: 3 P: 3	R: 0 H: 1 E: 0 LOB: 1 K: 0 BB: 0 S: 4 P: 4	R: 0 H: 1 E: 0 LOB: 2 K: 0 BB: 1 S: 4 P: 8	R: 1 H: 1 E: 1 LOB: 0 K: 1 BB: 0 S: 6 P: 6	R: 0 H: 0 E: 0 LOB: 0 K: 0 BB: 0 S: 3 P: 3	1B: 5 SF: 0 2B: 1 SAC: 1 3B: 0 DP: 1 HR: 0 HBP: 0						

TOP

Montreal Expos @ Atlanta Braves

Atlanta-Fulton County Stadium, Atlanta, GA

Tue Jun 05 1979, 7:05 PM EDT

Att. 4,710 - Unknown - 85 F

livebaseballscorecards.com

AB	31
R	1
H	6
RBI	1
BB	2
SO	3
LOB	11

WP: 0 PA: 34
PB: 0
SB: 1
CS: 0

PITCHER		IP	WLS	BF	H	R	ER	SO	BB	IBB	HBP	BLK	WP	HR	S	P	ERA	WHIP
Rick Matula, R ERA: 3.62	(1, 1)	7.0	W	27	5	0	0	2	2	0	0	0	0	0	29	37	0.00	1.000
Gene Garber, R ERA: 4.08	(8, 1)	2.0	S	7	1	1	0	1	0	0	0	0	0	0	9	9	0.00	0.500

PITCHER	IP	WLS	BF	H	R	ER	SO	BB	IBB	HBP	BLK	WP	HR	S	P	ERA	WHIP

Montreal Expos @ Atlanta Braves

Atlanta-Fulton County Stadium, Atlanta, GA

Tue Jun 05 1979, 7:05 PM EDT

Att. 4,710 - Unknown - 85 F

BOTTOM

Batter	1	2	3	4	5	6	7	8	9	AB	R	H	RBI	BB	SO	LOB
Jerry Royster, R (1, 5) OBP: 0.365, SLG: 0.364	F9			L8		S HR 1B	4-3			4	1	1	0	0	0	1
Gary Matthews, R (1, 9) OBP: 0.369, SLG: 0.554	K			1B		1-2 HR BB		1B SF8 1B		3	2	2	0	1	1	0
Bob Horner, R (1, 3) OBP: 0.358, SLG: 0.583	F8			P6		1-H 2-H HR		4-3 1-3 1B		4	1	2	3	0	0	1
Charlie Spikes, R (1, 7) OBP: 0.351, SLG: 0.613 Barry Bonnell, R (9, 7) OBP: 0.306, SLG: 0.463		6-3		K		F7		SF8 3-H		3 0	0 0	0 0	1 0	0 0	1 0	1 0
Joe Nolan, L (1, 2) OBP: 0.425, SLG: 0.394		F8			BB BB G4-2-3 BB	4-3		4-3 1-2		3	0	0	0	1	0	1
Rowland Office, L (1, 8) OBP: 0.343, SLG: 0.379		F7			1-2 BB BB	4-3		IBB		2	0	0	0	2	0	0
Glenn Hubbard, R (1, 4) OBP: 0.287, SLG: 0.280			K		1-2 2-3 BB		F9	F8		3	0	0	0	1	1	2
Pepe Frias, R (1, 6) OBP: 0.277, SLG: 0.331			F8		F8		4-3			3	0	0	0	0	0	3
Rick Matula, R (1, 1) OBP: 0.050, SLG: 0.050 Mike Lum, L (7, PH) OBP: 0.280, SLG: 0.313 Gene Garber, R (8, 1) OBP: 0.667, SLG: 0.500			K		G4-2-3 3-Hf		1B			2 1 0	0 0 0	0 1 0	0 0 0	0 0 0	1 0 0	3 0 0
Inning Stats	R: 0 H: 0 E: 0 LOB: 0 K: 1 BB: 0 S: 5 P: 5	R: 0 H: 0 E: 0 LOB: 0 K: 0 BB: 0 S: 3 P: 3	R: 0 H: 0 E: 0 LOB: 0 K: 2 BB: 0 S: 7 P: 7	R: 0 H: 1 E: 0 LOB: 1 K: 1 BB: 0 S: 6 P: 6	R: 0 H: 0 E: 0 LOB: 2 K: 0 BB: 3 S: 2 P: 14	R: 3 H: 2 E: 0 LOB: 0 K: 0 BB: 1 S: 5 P: 9	R: 0 H: 1 E: 0 LOB: 1 K: 0 BB: 0 S: 4 P: 4	R: 1 H: 2 E: 0 LOB: 2 K: 0 BB: 1 S: 5 P: 9		1B: 5 SF: 1 2B: 0 SAC: 0 3B: 0 DP: 1 HR: 1 HBP: 0						

livebaseballscorecards.com

AB	28
R	4
H	6
RBI	4
BB	5
SO	4
LOB	12

WP: 0 PA: 34
PB: 0
SB: 1
CS: 0

PITCHER		IP	WLS	BF	H	R	ER	SO	BB	IBB	HBP	BLK	WP	HR	S	P	ERA	WHIP
Scott Sanderson, R ERA: 3.21	(1, 1)	5.0	L	21	3	3	3	4	4	0	0	0	0	1	25	41	5.40	1.400
Stan Bahnsen, R ERA: 3.25	(6, 1)	1.0		3	0	0	0	0	0	0	0	0	0	0	3	3	0.00	0.000
Elias Sosa, R ERA: 1.77	(7, 1)	2.0		10	3	1	1	0	0	1	0	0	0	0	9	13	4.50	1.500

PITCHER	IP	WLS	BF	H	R	ER	SO	BB	IBB	HBP	BLK	WP	HR	S	P	ERA	WHIP

Montreal Expos @ Atlanta Braves

Atlanta-Fulton County Stadium, Atlanta, GA

Wed Jun 06 1979, 7:05 PM EDT

Att. 5,618 - Unknown - 80 F

TOP

livebaseballscorecards.com

Batter	1	2	3	4	5	6	7	8	9	AB	R	H	RBI	BB	SO	LOB
Andre Dawson, R (1, 8) OBP: 0.300, SLG: 0.512	5-3		F9	S, 1B 1-3 3-H	5-3		K 2-3		K	6	1	1	1	0	2	2
Rodney Scott, S (1, 4) OBP: 0.308, SLG: 0.268	F8		K	1B 1-2 BB	6-3		K			3	1	0	0	1	1	0
Dave Cash, R (5, 4) OBP: 0.500, SLG: 0.500										1	0	0	0	0	1	1
Warren Cromartie, L (1, 7) OBP: 0.348, SLG: 0.486	1B		K	1B, 1B 1-2 2-H 3-H	1B		F7			5	1	3	2	0	1	1
Jerry White, S (8, 7) OBP: 0.280, SLG: 0.396										0	0	0	0	0	0	0
Tony Perez, R (1, 3) OBP: 0.328, SLG: 0.431	K			E, 1B 1B 1-3 2-H	K			F5		4	2	2	1	0	2	2
Tony Solaita, L (5, 3) OBP: 0.545, SLG: 0.680										1	0	0	0	0	0	0
Gary Carter, R (1, 2) OBP: 0.353, SLG: 0.533		6-3		E5 1B, 1B 1-2 E		F5		E6 FC6-5-4		5	1	0	0	0	0	3
David Palmer, R (8, 1)				F9						0	0	0	0	0	0	0
Ellis Valentine, R (1, 9) OBP: 0.308, SLG: 0.398		F8		E WP 1-2 2-H 1B		G4-6-3 1B		FC6-5-4 2-3		3	2	2	3	0	0	0
Tom Hutton, L (4, 9) OBP: 0.333, SLG: 0.316				E 2B 2-H 3-H 1B						2	0	1	0	0	0	1
Larry Parrish, R (1, 5) OBP: 0.353, SLG: 0.430		E 1B		E6 WP 1-3 2-H 1B		G4-6-3 1-2f			F8	3	1	3	1	0	0	0
Ken Macha, R (4, 5) OBP: 0.167, SLG: 0.063				2B						2	0	0	0	0	0	1
Chris Speier, R (1, 6) OBP: 0.335, SLG: 0.335	E5 1-2			1B, 1B 2-3 3-H BB			2B BB		4-3	2	1	0	0	1	0	2
Jim Mason, L (4, 6) OBP: 0.333, SLG: 0.333				6-3						1	1	0	0	1	0	0
Ross Grimsley, L (1, 1) OBP: 0.160, SLG: 0.200	4-1			1B, 1B 1-3 3-H			WP 1-H		2B	4	1	2	2	0	0	3
Duffy Dyer, R (8, 2) OBP: 0.353, SLG: 0.400				L4			2B			1	0	1	0	0	0	0

| | | | | | | | | | |

Montreal Expos @ Atlanta Braves

Atlanta-Fulton County Stadium, Atlanta, GA

Wed Jun 06 1979, 7:05 PM EDT

Att. 5,618 - Unknown - 80 F

livebaseballscorecards.com

BOTTOM

Batter	1	2	3	4	5	6	7	8	9	AB	R	H	RBI	BB	SO	LOB
Jerry Royster, R (1, 5) OBP: 0.367, SLG: 0.368	BBBB 4-0 E 1B BB	x 0-0 1B 2B	x 0-0 F5 ②	SSS 0-3 K ③					3	2	1	0	1	1	1
Gary Matthews, R (1, 9) OBP: 0.367, SLG: 0.548	x 0-0 E5 1B 1-2	x 0-0 G4-3 2-H 1B	x 0-0 6-3 ③					SSS 0-3 K ①		4	0	1	1	0	1	1
Bob Horner, R (1, 3) OBP: 0.353, SLG: 0.566	x 0-0 FC4 1-2 2-H 1B	x 0-0 F7 ①				SSS 0-3 K ①		x 0-0 F8 ②		4	0	1	1	0	1	1
Charlie Spikes, R (1, 7) OBP: 0.317, SLG: 0.543	SSS 0-3 K ①	x 0-0 G4-3 ②③ 1-2f				x 0-0 F7 ②		x 0-0 F8 ③		4	0	0	0	0	1	3
Barry Bonnell, R (1, 8) OBP: 0.305, SLG: 0.464	SSS 0-3 K ②			x 0-0 4-3 ①		x 0-0 2B			x 0-0 F9 ①	4	0	1	0	0	1	2
Glenn Hubbard, R (1, 4) OBP: 0.282, SLG: 0.275	x 0-0 FC4 ③ 1-2f			x 0-0 P6 ②		x 0-0 5-3 ③			SSS 0-3 K ②	4	0	0	0	0	1	3
Biff Pocoroba, S (1, 2) OBP: 0.667, SLG: 0.667 Joe Nolan, L (8, 2) OBP: 0.415, SLG: 0.382		x 0-0 L9 ①	x 0-0 1B				x 0-0 5-3 1B		x 0-0 F3 ③	3 1	0 0	2 0	0 0	0 0	0 0	0 0
Pepe Frias, R (1, 6) OBP: 0.272, SLG: 0.325		x 0-0 1-3 ②	x 0-0 5-3 ③				x 0-0 5-3 ① 1-2			3	0	0	0	0	0	2
Phil Niekro, R (1, 1) OBP: 0.190, SLG: 0.195 Rick Mahler, R (4, 1) OBP: 0.500, SLG: 0.500 Brian Asselstine, L (7, PH) OBP: 0.125, SLG: 0.125 Craig Skok, R (8, 1)		x 0-0 F2 ③			x 0-0 F8 ①		x 0-0 4-3 ②			1 1 1 0	0 0 0 0	0 0 0 0	0 0 0 0	0 0 0 0	0 0 0 0	0 0 1 0
Inning Stats	R: 1 H: 1 E: 1 LOB: 2 K: 2 BB: 1 S: 9 P: 13	R: 0 H: 0 E: 0 LOB: 0 K: 0 BB: 0 S: 3 P: 3	R: 1 H: 2 E: 0 LOB: 0 K: 0 BB: 0 S: 4 P: 4	R: 0 H: 1 E: 0 LOB: 1 K: 0 BB: 0 S: 4 P: 4	R: 0 H: 0 E: 0 LOB: 0 K: 0 BB: 0 S: 3 P: 3	R: 0 H: 1 E: 0 LOB: 1 K: 1 BB: 0 S: 6 P: 6	R: 0 H: 1 E: 0 LOB: 1 K: 1 BB: 0 S: 6 P: 6	R: 0 H: 0 E: 0 LOB: 0 K: 1 BB: 0 S: 5 P: 5	R: 0 H: 0 E: 0 LOB: 0 K: 1 BB: 0 S: 5 P: 5	1B: 4 SF: 0 2B: 2 SAC: 0 3B: 0 DP: 1 HR: 0 HBP: 0					WP: 0 PA: 34 PB: 0 SB: 0 CS: 0	

	AB	33
	R	2
	H	6
	RBI	2
	BB	1
	SO	6
	LOB	14

PITCHER		IP	WLS	BF	H	R	ER	SO	BB	IBB	HBP	BLK	WP	HR	S	P	ERA	WHIP
Ross Grimsley, L ERA: 4.56	(1, 1)	7.0	W	28	6	2	1	4	1	0	0	0	0	0	35	39	1.29	1.000
David Palmer, R ERA: 4.15	(8, 1)	2.0		6	0	0	0	2	0	0	0	0	0	0	10	10	0.00	0.000

PITCHER	IP	WLS	BF	H	R	ER	SO	BB	IBB	HBP	BLK	WP	HR	S	P	ERA	WHIP

Montreal Expos @ Cincinnati Reds

Riverfront Stadium, Cincinnati, OH

Fri Jun 08 1979, 7:05 PM EDT

Att. 27,833 - Unknown

TOP

livebaseballscorecards.com

Batter	1	2	3	4	5	6	7	8	9	AB	R	H	RBI	BB	SO	LOB
Andre Dawson, R (1, 8) OBP: 0.306, SLG: 0.517	6-3		WP S 1B		S 1B		FC5-6 1B 1-2		SF8 3-H	4	0	3	1	0	0	0
Rodney Scott, S (1, 4) OBP: 0.305, SLG: 0.263	4-3		BBBB S BB 1-3		F7 1-2		FC5-6 G4-6-3 1-2f 2-3		G1	4	0	0	0	1	0	3
Warren Cromartie, L (1, 7) OBP: 0.342, SLG: 0.476	4-3		F7 1-2		L7		G4-6-3 1-2f			4	0	0	0	0	0	5
Tony Perez, R (1, 3) OBP: 0.326, SLG: 0.427		1-6-3 4-3 1B		4-3	5-3			L9		4	0	1	0	0	0	1
Gary Carter, R (1, 2) OBP: 0.351, SLG: 0.524		4-3 1-2		BBBB 2B BB		P5		P3		3	0	0	0	1	0	1
Ellis Valentine, R (1, 9) OBP: 0.312, SLG: 0.411		1-6-3 2-3		2B 1-3		F8		2B		4	0	2	0	0	0	1
Larry Parrish, R (1, 5) OBP: 0.350, SLG: 0.444		6-3		SSS K		HR		SSS K		4	1	1	1	0	2	4
Chris Speier, R (1, 6) OBP: 0.335, SLG: 0.331			SSS K	IBB		P4			E4 G3 SF8	2	0	0	0	1	1	0
Jerry White, S (9, PH) OBP: 0.275, SLG: 0.388										1	1	0	0	0	0	0
Steve Rogers, R (1, 1) OBP: 0.273, SLG: 0.290			3-1	3-1		BBBB FC5-6 1B BB			G3 2-3	2	0	0	0	0	0	3
Tom Hutton, L (7, PH) OBP: 0.364, SLG: 0.316										0	0	0	0	1	0	0
Dan Schatzeder, L (7, 1) OBP: 0.286, SLG: 0.417										0	0	0	0	0	0	0
Elias Sosa, R (8, 1) OBP: 0.286, SLG: 0.429										0	0	0	0	0	0	0
Tony Solaita, L (9, PH) OBP: 0.529, SLG: 0.654										1	0	0	0	0	0	1
Inning Stats	R: 0 E: 0 K: 0 S: 3 H: 0 LOB: 0 BB: 0 P: 3	R: 0 E: 0 K: 0 S: 4 H: 1 LOB: 1 BB: 0 P: 4	R: 0 E: 0 K: 1 S: 6 H: 1 LOB: 2 BB: 1 P: 10	R: 0 E: 0 K: 1 S: 6 H: 1 LOB: 3 BB: 2 P: 14	R: 0 E: 0 K: 0 S: 4 H: 1 LOB: 1 BB: 0 P: 4	R: 1 E: 0 K: 0 S: 4 H: 1 LOB: 0 BB: 0 P: 4	R: 0 E: 0 K: 0 S: 3 H: 1 LOB: 1 BB: 1 P: 7	R: 0 E: 0 K: 1 S: 6 H: 1 LOB: 1 BB: 0 P: 6	R: 1 E: 1 K: 0 S: 4 H: 0 LOB: 0 BB: 0 P: 4	1B: 4 2B: 2 3B: 0 HR: 1	SF: 1 SAC: 0 DP: 1 HBP: 0						

	AB	33
	R	2
	H	7
	RBI	2
	BB	4
	SO	3
	LOB	19

WP: 1 PB: 0 SB: 3 CS: 0 PA: 38

PITCHER	IP	WLS	BF	H	R	ER	SO	BB	IBB	HBP	BLK	WP	HR	S	P	ERA	WHIP
Michael LaCoss, R (1, 1) ERA: 2.24	9.0	W	38	7	2	1	3	3	1	0	0	1	1	40	56	1.00	1.111

PITCHER	IP	WLS	BF	H	R	ER	SO	BB	IBB	HBP	BLK	WP	HR	S	P	ERA	WHIP

Batter	1	2	3	4	5	6	7	8	9	AB	R	H	RBI	BB	SO	LOB
Ken Griffey, L (1, 9) OBP: 0.344, SLG: 0.436	4-3		6-3			CS 1B		BB FC1-6		3	0	1	0	1	0	0
Junior Kennedy, R (1, 4) OBP: 0.342, SLG: 0.317	6-3			1B FC3-6 1B		BB 1-2		FC1-6 1B 1-2f 1B		3	2	1	0	1	0	1
Dave Concepcion, R (1, 6) OBP: 0.355, SLG: 0.433	6-3			FC3-6 1B 1-3		P4		1B 1-2		4	0	2	0	0	0	1
George Foster, R (1, 7) OBP: 0.398, SLG: 0.577		F7		K		P4		1-2 2-H 1B		4	0	1	1	0	1	3
Dan Driessen, L (1, 3) OBP: 0.357, SLG: 0.527		S 1B		FC3-6 1-2f 3-H			HR	G3		4	1	2	2	0	0	3
Johnny Bench, R (1, 2) OBP: 0.375, SLG: 0.355		K 1-2		P1			P6			3	0	0	0	0	1	2
Ray Knight, R (1, 5) OBP: 0.385, SLG: 0.392		K			6-3		L9			3	0	0	0	0	1	1
Cesar Geronimo, L (1, 8) OBP: 0.303, SLG: 0.362			6-3		B1-6-4 1B		F7			3	0	1	0	0	0	0
Michael LaCoss, R (1, 1) OBP: 0.125, SLG: 0.125			6-3		B1-6-4 1-2f			5-3		3	0	0	0	0	0	1
Inning Stats	R: 0 E: 0 K: 0 S: 3 H: 0 LOB: 0 BB: 0 P: 3	R: 0 E: 0 K: 2 S: 8 H: 1 LOB: 1 BB: 0 P: 8	R: 0 E: 0 K: 0 S: 3 H: 0 LOB: 0 BB: 0 P: 3	R: 1 E: 0 K: 1 S: 7 H: 2 LOB: 1 BB: 0 P: 7	R: 0 E: 0 K: 0 S: 3 H: 1 LOB: 0 BB: 0 P: 3	R: 0 E: 0 K: 0 S: 3 H: 1 LOB: 1 BB: 1 P: 7	R: 1 E: 0 K: 0 S: 4 H: 1 LOB: 0 BB: 0 P: 4	R: 1 E: 0 K: 0 S: 5 H: 2 LOB: 2 BB: 1 P: 9		1B: 7 2B: 0 3B: 0 HR: 1	SF: 0 SAC: 0 DP: 1 HBP: 0						

PITCHER		IP	WLS	BF	H	R	ER	SO	BB	IBB	HBP	BLK	WP	HR	S	P	ERA	WHIP
Steve Rogers, R ERA: 2.77	(1, 1)	6.0		22	5	1	1	3	1	0	0	0	0	0	27	31	1.50	1.000
Dan Schatzeder, L ERA: 2.65	(7, 1)	1.1	L	6	1	2	2	0	1	0	0	0	0	1	5	9	13.50	1.500
Elias Sosa, R ERA: 1.73	(8, 1)	0.2		4	2	0	0	0	0	0	0	0	0	0	4	4	0.00	3.000

PITCHER	IP	WLS	BF	H	R	ER	SO	BB	IBB	HBP	BLK	WP	HR	S	P	ERA	WHIP

BOTTOM

Montreal Expos @ Cincinnati Reds

Riverfront Stadium, Cincinnati, OH

Fri Jun 08 1979, 7:05 PM EDT

Att. 27,833 - Unknown

livebaseballscorecards.com

AB	30
R	3
H	8
RBI	3
BB	2
SO	3
LOB	12

WP: 0 PB: 0 SB: 1 CS: 1 PA: 32

Batter	1	2	3	4	5	6	7	8	9	AB	R	H	RBI	BB	SO	LOB
Andre Dawson, R (1, 8) OBP: 0.301, SLG: 0.507	S S S 0-3 ① K	S S S 0-3 ③ K			x 0-0 ③ 5-3			x 0-0 ③ F8		4	0	0	0	0	2	2
Rodney Scott, S (1, 4) OBP: 0.304, SLG: 0.262	x 0-0 S 1B		x 0-0 ① F9			x 0-0 ① F7			x 0-0 ① 6-3	4	0	1	0	0	0	0
Warren Cromartie, L (1, 7) OBP: 0.336, SLG: 0.468	x 0-0 ② F2 1-2		x 0-0 ② G1			x 0-0 ② G3			x 0-0 ② 4-3	4	0	0	0	0	0	1
Tony Perez, R (1, 3) OBP: 0.319, SLG: 0.417	S S S 0-3 ③ K		x 0-0 ③ 1-6-3			x 0-0 ③ L5			S S S 0-3 ③ K	4	0	0	0	0	2	1
Gary Carter, R (1, 2) OBP: 0.351, SLG: 0.520		x 0-0 E 1B 1B		x 0-0 ① P5			x 0-0 ① 5-3			3	1	1	0	0	0	0
Ellis Valentine, R (1, 9) OBP: 0.307, SLG: 0.404		x 0-0 E5 FC3-6 1B 1-3 FC1-2		x 0-0 ② P8			x 0-0 ② P4			3	0	0	0	0	0	1
Larry Parrish, R (1, 5) OBP: 0.350, SLG: 0.442		x 0-0 FC3-6 1-2 3-H 1B		S S S 0-3 ③ K			x 0-0 ③ F9			3	0	1	1	0	1	0
Chris Speier, R (1, 6) OBP: 0.330, SLG: 0.325		x 0-0 ① FC3-6 FC1-2 1-2f 2-3			x 0-0 ① F9			x 0-0 ① 4-3		3	0	0	0	0	0	2
Bill Lee, L (1, 1) OBP: 0.148, SLG: 0.148		x 0-0 ② FC1-2 1-2 3-H			x 0-0 ② F7			x 0-0 ② F9		2	0	0	0	0	0	2
Stan Bahnsen, R (5, 1)										0	0	0	0	0	0	0
Jerry White, S (8, PH) OBP: 0.269, SLG: 0.380										1	0	0	0	0	0	0
David Palmer, R (8, 1)										0	0	0	0	0	0	0
Inning Stats	R: 0 E: 0 K: 2 S: 8 H: 1 LOB: 1 BB: 0 P: 8	R: 1 E: 1 K: 1 S: 8 H: 2 LOB: 2 BB: 0 P: 8	R: 0 E: 0 K: 0 S: 3 H: 0 LOB: 0 BB: 0 P: 3	R: 0 E: 0 K: 1 S: 5 H: 0 LOB: 0 BB: 0 P: 5	R: 0 E: 0 K: 0 S: 3 H: 0 LOB: 0 BB: 0 P: 3	R: 0 E: 0 K: 0 S: 3 H: 0 LOB: 0 BB: 0 P: 3	R: 0 E: 0 K: 0 S: 3 H: 0 LOB: 0 BB: 0 P: 3	R: 0 E: 0 K: 0 S: 3 H: 0 LOB: 0 BB: 0 P: 3	R: 0 E: 0 K: 1 S: 5 H: 0 LOB: 0 BB: 0 P: 5	1B: 3 2B: 0 3B: 0 HR: 0	SF: 0 SAC: 0 DP: 0 HBP: 0						

PITCHER	IP	WLS	BF	H	R	ER	SO	BB	IBB	HBP	BLK	WP	HR	S	P	ERA	WHIP
Tom Seaver, R (1, 1) ERA: 4.62	9.0	W	31	3	1	0	5	0	0	0	0	0	0	41	41	0.00	0.333

PITCHER	IP	WLS	BF	H	R	ER	SO	BB	IBB	HBP	BLK	WP	HR	S	P	ERA	WHIP

TOP

Montreal Expos @ Cincinnati Reds

Riverfront Stadium, Cincinnati, OH

Sat Jun 09 1979, 7:05 PM EDT

Att. 36,207 - Unknown

livebaseballscorecards.com

AB	31
R	1
H	3
RBI	1
BB	0
SO	5
LOB	9

WP: 0 PB: 0 SB: 1 CS: 0 PA: 31

Batter	1	2	3	4	5	6	7	8	9	AB	R	H	RBI	BB	SO	LOB
Ken Griffey, L (1, 9) OBP: 0.338, SLG: 0.429	F8		L3	F8		4-3				4	0	0	0	0	0	2
Junior Kennedy, R (1, 4) OBP: 0.331, SLG: 0.306	4-3		FC4-6 1-2f		F8	5-3				4	0	0	0	0	0	1
Dave Concepcion, R (1, 6) OBP: 0.358, SLG: 0.451	F8			HR	HR 2B		6-3			4	2	2	1	0	0	0
George Foster, R (1, 7) OBP: 0.405, SLG: 0.602		2B		F9	2-H HR		1B			4	1	3	2	0	0	0
Johnny Bench, R (1, 2) OBP: 0.377, SLG: 0.373		F8		B B B B 1B E 3B BB	HR		S S S K			3	2	1	1	1	1	2
Dan Driessen, L (1, 3) OBP: 0.355, SLG: 0.522		F7		E6 1-2 1B 3B	1B		S S S K			4	1	1	0	0	1	3
Ray Knight, R (1, 5) OBP: 0.382, SLG: 0.390		F9		1-2 2-3 3B 1B	F8			S S S K		4	1	1	0	0	1	2
Paul Blair, R (1, 8) OBP: 0.234, SLG: 0.318			FC2-5 2B	1-H 2-H 3-H 3B	S S S K			S S S K		4	0	2	3	0	2	1
Tom Seaver, R (1, 1) OBP: 0.100, SLG: 0.400			FC2-5 FC4-6 2-3	6-3		5-3		S S S K		4	0	0	0	0	1	2
Inning Stats	R: 0 E: 0 K: 0 S: 3 H: 0 LOB: 0 BB: 0 P: 3	R: 0 E: 0 K: 0 S: 4 H: 1 LOB: 1 BB: 0 P: 4	R: 0 E: 0 K: 0 S: 4 H: 1 LOB: 1 BB: 0 P: 4	R: 4 E: 1 K: 0 S: 7 H: 3 LOB: 1 BB: 1 P: 11	R: 3 E: 0 K: 1 S: 9 H: 4 LOB: 1 BB: 0 P: 9	R: 0 E: 0 K: 0 S: 3 H: 0 LOB: 0 BB: 0 P: 3	R: 0 E: 0 K: 2 S: 8 H: 1 LOB: 1 BB: 0 P: 8	R: 0 E: 0 K: 3 S: 9 H: 0 LOB: 0 BB: 0 P: 9		1B: 3 2B: 3 3B: 1 HR: 3 SF: 0 SAC: 0 DP: 0 HBP: 0						

BOTTOM

Montreal Expos @ Cincinnati Reds

Riverfront Stadium, Cincinnati, OH

Sat Jun 09 1979, 7:05 PM EDT

Att. 36,207 - Unknown

livebaseballscorecards.com

AB	35
R	7
H	10
RBI	7
BB	1
SO	6
LOB	13

PITCHER		IP	WLS	BF	H	R	ER	SO	BB	IBB	HBP	BLK	WP	HR	S	P	ERA	WHIP
Bill Lee, L ERA: 3.88	(1, 1)	4.1	L	22	7	6	5	0	1	0	0	0	0	2	21	25	10.38	1.846
Stan Bahnsen, R ERA: 3.26	(5, 1)	2.2		11	3	1	1	3	0	0	0	0	0	1	17	17	3.38	1.125
David Palmer, R ERA: 3.97	(8, 1)	1.0		3	0	0	0	3	0	0	0	0	0	0	9	9	0.00	0.000

PITCHER	IP	WLS	BF	H	R	ER	SO	BB	IBB	HBP	BLK	WP	HR	S	P	ERA	WHIP

Montreal Expos @ Cincinnati Reds

Riverfront Stadium, Cincinnati, OH

Sun Jun 10 1979, 3:33 AM EDT

Att. 31,810 - Unknown

TOP

livebaseballscorecards.com

Batter	1	2	3	4	5	6	7	8	9	AB	R	H	RBI	BB	SO	LOB
Jerry White, S (1, 8) OBP: 0.286, SLG: 0.389	K		5-3		1B	1B				4	0	2	1	0	1	0
Rodney Scott, S (1, 4) OBP: 0.305, SLG: 0.263	K		4-3		FC6-4 1-2	K				3	0	1	0	0	1	0
Tony Perez, R (7, PH) OBP: 0.318, SLG: 0.415										1	0	0	0	0	1	2
Elias Sosa, R (7, 1) OBP: 0.286, SLG: 0.429										0	0	0	0	0	0	0
Warren Cromartie, L (1, 7) OBP: 0.330, SLG: 0.459	K		F8		K	P4				4	0	0	0	0	2	2
Ellis Valentine, R (1, 9) OBP: 0.301, SLG: 0.396		F9			5-3	FC6-4 1-2f		K		4	0	0	0	0	1	2
Tony Solaita, L (1, 3) OBP: 0.500, SLG: 0.586		K			2B BB		F7	F7		3	0	0	0	1	1	0
Larry Parrish, R (1, 5) OBP: 0.353, SLG: 0.450		K			FC5 1-3		1B 4-3 1B		K	4	1	2	0	0	2	0
Jim Mason, L (1, 6) OBP: 0.321, SLG: 0.320			P6		K		4-3 1-3 1B		P6	4	1	1	0	0	1	2
Duffy Dyer, R (1, 2) OBP: 0.316, SLG: 0.353			P6		FC5 2-3		4-3 1-2 3-H		K	2	0	0	0	0	0	2
Gary Carter, R (7, PH) OBP: 0.347, SLG: 0.514										2	0	0	1	0	1	1
(7, 2)																
Scott Sanderson, R (1, 1) OBP: 0.160, SLG: 0.200			K			K				2	0	0	0	0	2	0
Tom Hutton, L (7, PH) OBP: 0.391, SLG: 0.316										0	0	0	0	1	0	0
Dave Cash, R (7, 4) OBP: 0.500, SLG: 0.500										0	0	0	0	0	0	0

	AB	33
	R	2
	H	6
	RBI	2
	BB	2
	SO	13
	LOB	11

Inning Stats	1	2	3	4	5	6	7	8	9
	R: 0 E: 0 K: 3 S: 9	H: 0 LOB: 0 BB: 0 P: 9	R: 0 E: 0 K: 2 S: 7	H: 0 LOB: 0 BB: 0 P: 7	R: 0 E: 0 K: 1 S: 5	H: 0 LOB: 0 BB: 0 P: 5	R: 0 E: 0 K: 0 S: 3	H: 0 LOB: 0 BB: 0 P: 3	R: 0 E: 0 K: 1 S: 6	H: 1 LOB: 2 BB: 1 P: 10
	R: 0 E: 0 K: 2 S: 9	H: 2 LOB: 2 BB: 0 P: 9	R: 2 E: 0 K: 1 S: 8	H: 3 LOB: 2 BB: 1 P: 12	R: 0 E: 0 K: 1 S: 5	H: 0 LOB: 0 BB: 0 P: 5	R: 0 E: 0 K: 2 S: 7	H: 0 LOB: 0 BB: 0 P: 7		

	1B: 5	SF: 0	WP: 0	PA: 35
	2B: 1	SAC: 0	PB: 0	
	3B: 0	DP: 0	SB: 0	
	HR: 0	HBP: 0	CS: 0	

PITCHER		IP	WLS	BF	H	R	ER	SO	BB	IBB	HBP	BLK	WP	HR	S	P	ERA	WHIP
Paul Moskau, R ERA: 2.94	(1, 1)	6.1		25	5	2	2	9	1	0	0	0	0	0	42	46	2.84	0.947
Tom Hume, R ERA: 3.99	(7, 1)	0.2	W	4	1	0	0	1	1	0	0	0	0	0	5	9	0.00	3.000
Doug Bair, R ERA: 3.09	(8, 1)	2.0	S	6	0	0	0	3	0	0	0	0	0	0	12	12	0.00	0.000

PITCHER	IP	WLS	BF	H	R	ER	SO	BB	IBB	HBP	BLK	WP	HR	S	P	ERA	WHIP

Batter	1	2	3	4	5	6	7	8	9	AB	R	H	RBI	BB	SO	LOB
Ken Griffey, L (1, 9) OBP: 0.345, SLG: 0.436	4-3		2B		CS 1B		5-3 2B BB			3	1	2	0	1	0	0
Junior Kennedy, R (1, 4) OBP: 0.320, SLG: 0.295	F8		F8		F9 1-2		5-3 1-2			4	0	0	0	0	0	3
Dave Concepcion, R (1, 6) OBP: 0.360, SLG: 0.454	6-3		FC6 BB		K		2-H 2B			3	0	1	1	1	1	0
George Foster, R (1, 7) OBP: 0.407, SLG: 0.598		5-3	K			FC3-6 1B	H FC3-6 HBP			3	0	1	0	0	1	2
Dan Driessen, L (1, 3) OBP: 0.349, SLG: 0.511		F8	FC6 1-2f			FC3-6 1-2f	FC3-6 1-2f			4	0	0	0	0	0	5
Ray Knight, R (1, 5) OBP: 0.384, SLG: 0.396		2B 2B		B1-3		K		B5-6-4 1B		4	1	2	0	0	1	1
Cesar Geronimo, L (1, 8) OBP: 0.313, SLG: 0.395		2-H 2B		HR		1-2 1B		B5-6-4 1-2f		4	1	3	2	0	0	1
Vic Correll, R (1, 2) OBP: 0.380, SLG: 0.455		IBB		F8		5-3		K		3	0	0	0	1	1	2
Paul Moskau, R (1, 1) OBP: 0.040, SLG: 0.042		K		K			F9			2	0	0	0	0	2	2
Tom Hume, R (7, 1) OBP: 0.214, SLG: 0.222										0	0	0	0	0	0	0
Dave Collins, S (7, PH) OBP: 0.397, SLG: 0.443										1	0	0	0	0	0	0
Doug Bair, R (8, 1)										0	0	0	0	0	0	0
Inning Stats	R: 0 E: 0 K: 0 S: 3 H: 0 LOB: 0 BB: 0 P: 3	R: 1 E: 0 K: 1 S: 7 H: 2 LOB: 2 BB: 1 P: 11	R: 0 E: 0 K: 1 S: 6 H: 1 LOB: 2 BB: 1 P: 10	R: 1 E: 0 K: 1 S: 6 H: 1 LOB: 0 BB: 0 P: 6	R: 0 E: 0 K: 1 S: 5 H: 1 LOB: 0 BB: 0 P: 5	R: 0 E: 0 K: 1 S: 7 H: 2 LOB: 2 BB: 0 P: 7	R: 1 E: 0 K: 0 S: 4 H: 1 LOB: 2 BB: 1 P: 9	R: 0 E: 0 K: 1 S: 5 H: 1 LOB: 0 BB: 0 P: 5		1B: 4 2B: 4 3B: 0 HR: 1 SF: 0 SAC: 0 DP: 1 HBP: 1	WP: 0 PB: 0 SB: 0 CS: 1 PA: 35					

BOTTOM

Montreal Expos @ Cincinnati Reds

Riverfront Stadium, Cincinnati, OH

Sun Jun 10 1979, 3:33 AM EDT

Att. 31,810 - Unknown

livebaseballscorecards.com

AB	31
R	3
H	9
RBI	3
BB	3
SO	6
LOB	16

PITCHER		IP	WLS	BF	H	R	ER	SO	BB	IBB	HBP	BLK	WP	HR	S	P	ERA	WHIP
Scott Sanderson, R ERA: 3.19	(1, 1)	6.0		26	7	2	2	5	1	1	0	0	0	1	34	42	3.00	1.333
Elias Sosa, R ERA: 1.88	(7, 1)	2.0	L	9	2	1	1	1	1	0	1	0	0	0	9	14	4.50	1.500

PITCHER	IP	WLS	BF	H	R	ER	SO	BB	IBB	HBP	BLK	WP	HR	S	P	ERA	WHIP

Atlanta Braves @ Montreal Expos

Olympic Stadium, Montreal, QB

Mon Jun 11 1979, 7:05 PM EDT

Att. 10,267 - Unknown

TOP

livebaseballscorecards.com

Batter	1	2	3	4	5	6	7	8	9	10	11	AB	R	H	RBI	BB	SO	LOB
Jerry Royster, R (1, 4) OBP: 0.359, SLG: 0.363	5-3	1-3		2-H 1B		K			K		SH1-4 1B	6	0	2	1	0	2	2
Gary Matthews, R (1, 9) OBP: 0.373, SLG: 0.540	2B 2B		3B 1B	5-3			F8		BB		1-2 SH1-4	4	2	2	0	1	0	1
Bob Horner, R (1, 5) OBP: 0.358, SLG: 0.615	2-H 2B		F5		K		5-3		L8		F8	6	0	1	1	0	1	3
Jeff Burroughs, R (1, 7) OBP: 0.335, SLG: 0.338	F9		1-H SF7 3B		5-3		BB		F7		BB	4	1	1	1	2	0	2
Barry Bonnell, R (1, 8) OBP: 0.307, SLG: 0.455	5-3		SF7 3-H		BB		K			F6	F7	4	0	0	1	1	1	4
Biff Pocoroba, S (1, 2) OBP: 0.500, SLG: 0.625		BB	F2		F5			4-3		1B FC3-2 2B		4	1	1	0	1	0	1
Rowland Office, L (10, PR) OBP: 0.342, SLG: 0.364		5-3 G1 E BB										0	0	0	0	0	0	0
Joe Nolan, L (10, 2) OBP: 0.396, SLG: 0.333												0	0	0	0	0	0	0
Pepe Frias, R (1, 6) OBP: 0.296, SLG: 0.343		G1 1-2		S 1B		SH5-4 BB		F7		FC3-2 2-3 1B		4	1	2	0	1	0	1
Mike Lum, L (1, 3) OBP: 0.288, SLG: 0.331		5-3 2-3		K 1-2		SH5-4 1-2		BB		FC3-2 1-2 3-H		3	0	0	0	1	1	5
Tony Brizzolara, R (1, 1) Bo McLaughlin, R (8, 1) Charlie Spikes, R (6, PH) 1987: 0 PA, 0 H, 0 HR Joey McLaughlin, R (8, 1) Glenn Hubbard, R (4, PH) 1987: 1 PA, 0 H, 0 HR, 0 RBI, 0 BB, 0 SO, 0 SB, 0 CS, .000 AVG, .000 OBP, .000 SLG Gene Garber, R (8, 1) Darrel Chaney, S (10, PH) 1987: 0 PA, 0 H, 0 HR, 0 RBI, 0 BB, 0 SO, 0 SB, 0 CS, .000 AVG, .000 OBP, .000 SLG Craig Skok, R (10, 1) Adrian Devine, R (11, 1)	E1 3-H			6-3								2	0	0	0	0	0	1
												0	0	0	0	0	0	0
												1	0	0	0	0	1	1
												0	0	0	0	0	0	0
												0	0	0	0	0	1	1
												1	0	0	0	0	1	2
												0	0	0	0	0	0	0
												0	0	0	0	0	0	0
Inning Stats	R: 1 E: 0 K: 0 S: 5 H: 2 LOB: 1 BB: 0 P: 5	R: 1 E: 1 K: 0 S: 4 H: 0 LOB: 1 BB: 1 P: 8	R: 2 E: 0 K: 0 S: 5 H: 2 LOB: 0 BB: 0 P: 5	R: 1 E: 0 K: 1 S: 7 H: 2 LOB: 1 BB: 0 P: 7	R: 0 E: 0 K: 1 S: 5 H: 0 LOB: 1 BB: 1 P: 9	R: 0 E: 0 K: 2 S: 7 H: 0 LOB: 1 BB: 1 P: 11	R: 0 E: 0 K: 1 S: 5 H: 0 LOB: 1 BB: 1 P: 9	R: 0 E: 0 K: 1 S: 5 H: 0 LOB: 1 BB: 1 P: 9	R: 0 E: 0 K: 1 S: 5 H: 0 LOB: 1 BB: 1 P: 9	R: 0 E: 0 K: 1 S: 7 H: 2 LOB: 2 BB: 0 P: 7	R: 0 E: 0 K: 0 S: 4 H: 1 LOB: 2 BB: 1 P: 8							

	AB	40
	R	5
	H	9
	RBI	4
	BB	7
	SO	8
	LOB	24

	1B: 5	SF: 1	WP: 0	PA: 50
	2B: 3	SAC: 2	PB: 0	
	3B: 1	DP: 0	SB: 1	
	HR: 0	HBP: 0	CS: 0	

PITCHER		IP	WLS	BF	H	R	ER	SO	BB	IBB	HBP	BLK	WP	HR	S	P	ERA	WHIP
Ross Grimsley, L ERA: 4.82	(1, 1)	3.2		19	6	5	4	1	1	0	0	0	0	0	20	24	9.82	1.909
Stan Bahnsen, R ERA: 3.23	(4, 1)	0.1		1	0	0	0	0	0	0	0	0	0	0	1	1	0.00	0.000
Dan Schatzeder, L ERA: 2.34	(5, 1)	5.0		20	0	0	0	6	5	0	0	0	0	0	27	47	0.00	1.000
Woodie Fryman, L ERA: 1.69	(10, 1)	2.0	W	10	3	0	0	1	1	0	0	0	0	0	11	15	0.00	2.000

PITCHER	IP	WLS	BF	H	R	ER	SO	BB	IBB	HBP	BLK	WP	HR	S	P	ERA	WHIP

Batter	1	2	3	4	5	6	7	8	9	10	11	AB	R	H	RBI	BB	SO	LOB
Andre Dawson, R (1, 8) OBP: 0.297, SLG: 0.495	F6	K		K			5-3		F8		BB 1-2 IBB	5	0	0	0	1	2	2
Rodney Scott, S (1, 4) OBP: 0.305, SLG: 0.262	2B 2B 1B		F4	K			F6			G3	BB 1-2 2-3 3-H	5	1	1	1	1	1	2
Warren Cromartie, L (1, 7) OBP: 0.332, SLG: 0.462	1-3 2B 2B		4-3	F6			G3			1B		5	1	2	0	0	0	2
Tony Perez, R (1, 3) OBP: 0.320, SLG: 0.431	1B WP 2-H 3-H 2B		E5		6-3			3B		F8		5	1	2	2	0	0	1
Gary Carter, R (1, 2) OBP: 0.343, SLG: 0.506	WP 2-3 1B				5-3			4-3		F7		5	0	1	0	0	0	3
Ellis Valentine, R (1, 9) OBP: 0.303, SLG: 0.401	F6 1-2 3-H			1B 2B	E5 CS			F3			E 1B BB 1B	5	2	2	0	0	0	2
Larry Parrish, R (1, 5) OBP: 0.349, SLG: 0.443	K			1B 2-H 1B	CS 2-3		1-3	F2			F8	5	1	1	1	0	1	3
Chris Speier, R (1, 6) OBP: 0.326, SLG: 0.321		6-3		1B 1-2 1B			K		F6		F6	5	0	1	0	0	1	1
Ross Grimsley, L (1, 1) OBP: 0.154, SLG: 0.192		6-3		1-2 2-H 1B			K		K		E9 BB IBB 1-3 1B	1	0	0	0	0	0	0
Stan Bahnsen, R (4, 1)												0	0	0	0	0	0	0
Tom Hutton, L (4, PH) OBP: 0.417, SLG: 0.350												1	0	1	1	0	0	0
Dan Schatzeder, L (5, 1) OBP: 0.267, SLG: 0.385												1	0	0	0	0	1	0
Tony Solaita, L (9, PH) OBP: 0.487, SLG: 0.567												1	0	0	0	0	1	0
Woodie Fryman, R (10, 1)												0	0	0	0	0	0	0
Dave Cash, R (11, PH) OBP: 0.540, SLG: 0.556												1	0	1	0	0	0	0
Inning Stats	R: 3 H: 4 E: 0 LOB: 1 K: 1 BB: 0 S: 9 P: 9	R: 0 H: 0 E: 0 LOB: 0 K: 1 BB: 0 S: 5 P: 5	R: 0 H: 0 E: 1 LOB: 1 K: 0 BB: 0 S: 4 P: 4	R: 2 H: 4 E: 0 LOB: 2 K: 2 BB: 0 S: 11 P: 11	R: 0 H: 0 E: 1 LOB: 0 K: 0 BB: 0 S: 3 P: 3	R: 0 H: 0 E: 0 LOB: 0 K: 2 BB: 0 S: 7 P: 7	R: 0 H: 0 E: 0 LOB: 0 K: 0 BB: 0 S: 3 P: 3	R: 0 H: 1 E: 0 LOB: 1 K: 0 BB: 0 S: 4 P: 4	R: 0 H: 0 E: 0 LOB: 0 K: 1 BB: 0 S: 5 P: 5	R: 0 H: 1 E: 0 LOB: 1 K: 0 BB: 0 S: 4 P: 4	R: 1 H: 2 E: 1 LOB: 3 K: 0 BB: 2 S: 4 P: 12	1B: 8 SF: 0 2B: 3 SAC: 0 3B: 1 DP: 0 HR: 0 HBP: 0						

PITCHER		IP	WLS	BF	H	R	ER	SO	BB	IBB	HBP	BLK	WP	HR	S	P	ERA	WHIP
Tony Brizzolara, R ERA: 6.18	(1, 1)	3.0		17	7	5	5	2	0	0	0	0	1	0	21	21	15.00	2.333
Bo McLaughlin, R ERA: 5.34	(4, 1)	2.0		7	1	0	0	2	0	0	0	0	0	0	11	11	0.00	0.500
Joey McLaughlin, R ERA:	(6, 1)	2.0		6	0	0	0	2	0	0	0	0	0	0	10	10	0.00	0.000
Gene Garber, R ERA: 3.63	(8, 1)	2.0		7	1	0	0	1	0	0	0	0	0	0	9	9	0.00	0.500
Craig Skok, L ERA: 3.53	(10, 1)	1.2	L	8	3	1	1	0	0	0	0	0	0	0	8	8	5.40	1.800

PITCHER		IP	WLS	BF	H	R	ER	SO	BB	IBB	HBP	BLK	WP	HR	S	P	ERA	WHIP
Adrian Devine, R ERA: 2.81	(11, 1)	0.0		2	0	0	0	0	1	1	0	0	0	0	0	8	∞	∞

Atlanta Braves @ Montreal Expos

Olympic Stadium, Montreal, QB

Mon Jun 11 1979, 7:05 PM EDT

Att. 10,267 - Unknown

BOTTOM

livebaseballscorecards.com

AB	45
R	6
H	12
RBI	5
BB	2
SO	7
LOB	16

WP: 1	PA: 48
PB: 0	
SB: 0	
CS: 1	

Atlanta Braves @ Montreal Expos

Olympic Stadium, Montreal, QB

Wed Jun 13 1979, 7:05 PM EDT

Att. 11,970 - Unknown

TOP

livebaseballscorecards.com

Batter	1	2	3	4	5	6	7	8	9	AB	R	H	RBI	BB	SO	LOB
Jerry Royster, R (1, 4) OBP: 0.357, SLG: 0.358	S S S 0-3 ① K		x 0-0 ③ 4-3			S S S 0-3 ② K		B B B B 4-0 G1-4-3 1B 1B BB		3	1	0	0	1	2	1
Gary Matthews, R (1, 9) OBP: 0.371, SLG: 0.536	S S S 0-3 ② K			x 0-0 ① 5-3		x 0-0 ③ 4-3			x 0-0 G1-4-3 1-2 1B	4	0	1	0	0	1	0
Bob Horner, R (1, 5) OBP: 0.355, SLG: 0.600	x 0-0 ③ 5-3			x 0-0 1B			S S S 0-3 ① K		x 0-0 ① ② G1-4-3 1-2f 2-3	4	0	1	0	0	1	2
Jeff Burroughs, R (1, 7) OBP: 0.337, SLG: 0.341		x 0-0 G4-6-3 1B		S S S 0-3 ② K			S S S 0-3 ② K		x 0-0 3-H 1B	4	0	2	1	0	2	1
Joe Nolan, L (1, 2) OBP: 0.365, SLG: 0.302		x 0-0 ① F8		x 0-0 ③ 4-3			x 0-0 ③ F8		x 0-0 ③ F9	4	0	0	0	0	0	3
Mike Lum, L (1, 3) OBP: 0.289, SLG: 0.326		x 0-0 ② ③ G4-6-3 1-2f			x 0-0 ① 6-3			B B B B 4-0 5-3 1-4-3 BB		2	0	0	0	1	0	1
Rowland Office, L (1, 8) OBP: 0.342, SLG: 0.362			x 0-0 ① 2-3		x 0-0 FC6-4 1B			x 0-0 ① 1-4-3 1-2		3	0	1	0	0	0	1
Pepe Frias, R (1, 6) OBP: 0.297, SLG: 0.343			x 0-0 SH1-4 1B		x 0-0 ② FC6-4 PO 1-2f			x 0-0 ② 5-3 2-3		3	0	1	0	0	0	2
Rick Matula, R (1, 1) OBP: 0.050, SLG: 0.050			x 0-0 ② SH1-4 1-2		x 0-0 ③ PO 1-2	x 0-0 ① F7		x 0-0 ③ 4-3		0	0	0	0	0	0	0
Craig Skok, R (5, 1)										0	0	0	0	0	0	0
Adrian Devine, R (5, 1)										0	0	0	0	0	0	0
Brian Asselstine, L (6, PH) OBP: 0.182, SLG: 0.100										1	0	0	0	0	0	0
Joey McLaughlin, R (6, 1)										0	0	0	0	0	0	0
Biff Pocoroba, S (8, PH) OBP: 0.474, SLG: 0.588										1	0	0	0	0	0	1
Bo McLaughlin, R (8, 1)										0	0	0	0	0	0	0
Inning Stats	R: 0 E: 0 K: 2 S: 7 H: 0 LOB: 0 BB: 0 P: 7	R: 0 E: 0 K: 0 S: 3 H: 1 LOB: 0 BB: 0 P: 3	R: 0 E: 0 K: 0 S: 4 H: 1 LOB: 0 BB: 0 P: 4	R: 0 E: 0 K: 1 S: 6 H: 1 LOB: 1 BB: 0 P: 6	R: 0 E: 0 K: 0 S: 3 H: 1 LOB: 0 BB: 0 P: 3	R: 0 E: 0 K: 1 S: 5 H: 0 LOB: 0 BB: 0 P: 5	R: 0 E: 0 K: 2 S: 7 H: 0 LOB: 0 BB: 0 P: 7	R: 0 E: 0 K: 0 S: 3 H: 0 LOB: 1 BB: 1 P: 7	R: 1 E: 0 K: 0 S: 4 H: 2 LOB: 1 BB: 1 P: 8	1B: 6 2B: 0 3B: 0 HR: 0	SF: 0 SAC: 1 DP: 2 HBP: 0						

PITCHER	IP	WLS	BF	H	R	ER	SO	BB	IBB	HBP	BLK	WP	HR	S	P	ERA	WHIP
Steve Rogers, R (1, 1) ERA: 2.61	9.0	W	32	6	1	1	6	2	0	0	0	0	0	42	50	1.00	0.889

PITCHER	IP	WLS	BF	H	R	ER	SO	BB	IBB	HBP	BLK	WP	HR	S	P	ERA	WHIP

AB	29
R	1
H	6
RBI	1
BB	2
SO	6
LOB	12

1B: 6 SF: 0
2B: 0 SAC: 1
3B: 0 DP: 2
HR: 0 HBP: 0

WP: 0 PA: 33
PB: 0
SB: 0
CS: 0

Atlanta Braves @ Montreal Expos

Olympic Stadium, Montreal, QB

Wed Jun 13 1979, 7:05 PM EDT

Att. 11,970 - Unknown

BOTTOM

Batter	1	2	3	4	5	6	7	8	9	AB	R	H	RBI	BB	SO	LOB
Warren Cromartie, L (1, 7) OBP: 0.335, SLG: 0.461	4-3			E BB	FC5-2 FC5-2 1-2 2-3 3-Hf		S 1B			3	1	1	0	1	0	3
Rodney Scott, S (1, 4) OBP: 0.302, SLG: 0.258	K			SH 1-H	FC5-2 1-2 2-3 3-Hf		F7 1-2			3	1	0	0	0	1	4
Andre Dawson, R (1, 8) OBP: 0.292, SLG: 0.486	5-3			6-3	4-3			K		4	0	0	0	0	1	3
Tony Perez, R (1, 3) OBP: 0.328, SLG: 0.438		F8		L3 1B		G6-4-3 1B 1B		E7 1B 1B		4	1	3	0	0	0	0
Gary Carter, R (1, 2) OBP: 0.346, SLG: 0.505		F4		L3 1-2		G6-4-3 1-2 1B		1B S 2-H 1B		4	0	2	1	0	0	1
Ellis Valentine, R (1, 9) OBP: 0.307, SLG: 0.403		K			E6 1B 1B	G6-4-3 1-2f 2-3		S 1-3 1B		4	1	2	0	0	1	2
Larry Parrish, R (1, 5) OBP: 0.347, SLG: 0.438			K		2B FC5-2 2-H 1B	F7		F4 1-2		4	0	1	1	0	1	3
Chris Speier, R (1, 6) OBP: 0.330, SLG: 0.327			6-3		FC5-2 1-3 FC5-2 2B		L3	IBB		3	0	1	0	1	0	0
Steve Rogers, R (1, 1) OBP: 0.270, SLG: 0.265			4-3		FC5-2 FC5-2 BB		4-3	4-3		3	0	0	0	1	0	3
Inning Stats	R: 0 H: 0 E: 0 LOB: 0 K: 1 BB: 0 S: 5 P: 5	R: 0 H: 0 E: 0 LOB: 0 K: 1 BB: 0 S: 5 P: 5	R: 0 H: 0 E: 0 LOB: 0 K: 1 BB: 0 S: 5 P: 5	R: 2 H: 1 E: 1 LOB: 0 K: 0 BB: 1 S: 4 P: 8	R: 1 H: 3 E: 1 LOB: 3 K: 0 BB: 1 S: 6 P: 10	R: 0 H: 2 E: 0 LOB: 1 K: 0 BB: 0 S: 4 P: 4	R: 0 H: 1 E: 0 LOB: 1 K: 0 BB: 0 S: 4 P: 4	R: 1 H: 3 E: 1 LOB: 3 K: 1 BB: 1 S: 8 P: 12		1B: 9 SF: 0 2B: 2 SAC: 1 3B: 0 DP: 2 HR: 0 HBP: 0						

livebaseballscorecards.com

AB	32
R	4
H	10
RBI	2
BB	3
SO	4
LOB	19

WP: 0 PA: 36
PB: 0
SB: 3
CS: 0

PITCHER		IP	WLS	BF	H	R	ER	SO	BB	IBB	HBP	BLK	WP	HR	S	P	ERA	WHIP
Rick Matula, R ERA: 3.67	(1, 1)	4.0	L	18	4	3	2	3	2	0	0	0	0	0	22	30	4.50	1.500
Craig Skok, L ERA: 3.47	(5, 1)	0.2		2	0	0	0	0	0	0	0	0	0	0	2	2	0.00	0.000
Adrian Devine, R ERA: 2.78	(5, 1)	0.1		1	0	0	0	0	0	0	0	0	0	0	1	1	0.00	0.000
Joey McLaughlin, R ERA:	(6, 1)	2.0		8	3	0	0	0	0	0	0	0	0	0	8	8	0.00	1.500
Bo McLaughlin, R ERA: 5.46	(8, 1)	1.0		7	3	1	1	1	0	1	0	0	0	0	8	12	9.00	3.000

PITCHER	IP	WLS	BF	H	R	ER	SO	BB	IBB	HBP	BLK	WP	HR	S	P	ERA	WHIP

Atlanta Braves @ Montreal Expos

Olympic Stadium, Montreal, QB

Thu Jun 14 1979, 7:05 PM EDT

Att. 12,895 - Unknown

TOP

livebaseballscorecards.com

Batter	1	2	3	4	5	6	7	8	9	AB	R	H	RBI	BB	SO	LOB
Jerry Royster, R (1, 5) OBP: 0.352, SLG: 0.352	4-3	F8			5-3		SH 1B 2-H		F3	4	1	0	0	0	0	3
Gary Matthews, R (1, 9) OBP: 0.368, SLG: 0.529	F3		4-3 1B		F8		F8		F2	5	0	1	0	0	0	1
Bob Horner, R (1, 3) OBP: 0.351, SLG: 0.587	5-3		F7		F7		1B 2-H			4	0	1	1	0	0	1
Jeff Burroughs, R (1, 7) OBP: 0.340, SLG: 0.344		FC1-4 1B	4-3 1-2			F7	1B			4	0	2	0	0	0	1
Barry Bonnell, R (1, 8) OBP: 0.301, SLG: 0.444		FC1-4 S 1B 1B 1-2f	4-3			L7	F4			4	1	0	0	0	0	3
Glenn Hubbard, R (1, 4) OBP: 0.284, SLG: 0.282		1B 1B 1B 1-2		F9		1B		F4		4	0	2	0	0	0	0
Pepe Frias, R (1, 6) OBP: 0.306, SLG: 0.358		1B 1B 1-2 2-H		2B		1B 1-2		4-3		4	0	3	1	0	0	0
Bruce Benedict, R (1, 2) OBP: 0.282, SLG: 0.221		1B 1-2 2-3		6-3		1-3		6-3		4	0	1	0	0	0	3
Eddie Solomon, R (1, 1) OBP: 0.227, SLG: 0.238		F9		F4			SH 2B		F4	3	1	1	0	0	0	4
Gene Garber, R (8, 1) OBP: 0.571, SLG: 0.400										0	0	0	0	0	0	0
Joe Nolan, L (8, 2) OBP: 0.358, SLG: 0.295										1	0	0	0	0	0	0

	AB	37
	R	3
	H	11
	RBI	2
	BB	0
	SO	0
	LOB	16

Inning Stats	1	2	3	4	5	6	7	8	9	1B: 9	SF: 0	WP: 0	PA: 38
	R: 0 E: 0 K: 0 S: 3	R: 1 E: 0 K: 0 S: 7	R: 0 E: 0 K: 0 S: 4	R: 0 E: 0 K: 0 S: 4	R: 0 E: 0 K: 0 S: 3	R: 0 E: 0 K: 0 S: 5	R: 2 E: 1 K: 0 S: 6	R: 0 E: 0 K: 0 S: 3	R: 0 E: 0 K: 0 S: 3	2B: 2 3B: 0 HR: 0	SAC: 1 DP: 0 HBP: 0	PB: 0 SB: 1 CS: 0	
	H: 0 LOB: 0 BB: 0 P: 3	H: 4 LOB: 3 BB: 0 P: 7	H: 1 LOB: 1 BB: 0 P: 4	H: 1 LOB: 1 BB: 0 P: 4	H: 0 LOB: 0 BB: 0 P: 3	H: 2 LOB: 2 BB: 0 P: 5	H: 3 LOB: 1 BB: 0 P: 6	H: 0 LOB: 0 BB: 0 P: 3	H: 0 LOB: 0 BB: 0 P: 3				

PITCHER		IP	WLS	BF	H	R	ER	SO	BB	IBB	HBP	BLK	WP	HR	S	P	ERA	WHIP
Bill Lee, L ERA: 3.76	(1, 1)	7.0		32	11	3	2	0	0	0	0	0	0	0	32	32	2.57	1.571
Elias Sosa, R ERA: 1.79	(8, 1)	2.0	W	6	0	0	0	0	0	0	0	0	0	0	6	6	0.00	0.000

PITCHER	IP	WLS	BF	H	R	ER	SO	BB	IBB	HBP	BLK	WP	HR	S	P	ERA	WHIP

Atlanta Braves @ Montreal Expos

Olympic Stadium, Montreal, QB

Thu Jun 14 1979, 7:05 PM EDT

Att. 12,895 - Unknown

BOTTOM

livebaseballscorecards.com

Batter	1	2	3	4	5	6	7	8	9	AB	R	H	RBI	BB	SO	LOB
Warren Cromartie, L (1, 7) OBP: 0.331, SLG: 0.455	F8	1-3			SH1-3 1-2		G3			3	0	0	0	0	0	1
Rodney Scott, S (1, 4) OBP: 0.305, SLG: 0.259	1-3		4-3		BB			2B 1B 1B		3	1	1	0	1	0	0
Andre Dawson, R (1, 8) OBP: 0.296, SLG: 0.491	S 1B 1B		6-3		K			1B 2B 1-3 2B		4	2	2	0	0	1	2
Tony Perez, R (1, 3) OBP: 0.337, SLG: 0.444	BB 1-H 1B		FC4-6 1B		F9			2B 2-3 3-H 1B		4	1	3	2	0	0	2
Gary Carter, R (1, 2) OBP: 0.349, SLG: 0.508	BB 1-2 BB		FC4-6 1-2f			4-3		1B G1-2-3 1-H 3-H 2B		3	0	1	2	1	0	1
Ellis Valentine, R (1, 9) OBP: 0.301, SLG: 0.395	F3			F7		6-3		5-3		4	0	0	0	0	0	3
Larry Parrish, R (1, 5) OBP: 0.350, SLG: 0.442		4-3 2B		F8		F5		1B IBB		3	0	1	0	1	0	0
Chris Speier, R (1, 6) OBP: 0.328, SLG: 0.326		4-3 2-3		6-3			F4	1-2 2-3 1B		4	0	1	0	0	0	1
Bill Lee, L (1, 1) OBP: 0.172, SLG: 0.172		4-3			SH1-3 1B		K	G1-2-3 3-Hf		2	0	1	0	0	0	1
Jerry White, S (7, PH) OBP: 0.281, SLG: 0.382										1	0	0	0	0	1	0
Elias Sosa, R (8, 1) OBP: 0.250, SLG: 0.375										1	0	0	0	0	0	3
Inning Stats	R: 1 H: 2 E: 0 LOB: 2 K: 0 BB: 1 S: 5 P: 9	R: 0 H: 1 E: 0 LOB: 1 K: 0 BB: 0 S: 4 P: 4	R: 0 H: 1 E: 0 LOB: 1 K: 0 BB: 0 S: 4 P: 4	R: 0 H: 0 E: 0 LOB: 0 K: 0 BB: 0 S: 3 P: 3	R: 0 H: 1 E: 0 LOB: 2 K: 1 BB: 1 S: 6 P: 10	R: 0 H: 0 E: 0 LOB: 0 K: 0 BB: 0 S: 3 P: 3	R: 0 H: 0 E: 0 LOB: 0 K: 1 BB: 0 S: 5 P: 5	R: 3 H: 5 E: 0 LOB: 2 K: 0 BB: 1 S: 7 P: 11		1B: 7 SF: 0 2B: 3 SAC: 1 3B: 0 DP: 1 HR: 0 HBP: 0						

	AB	32
	R	4
	H	10
	RBI	4
	BB	3
	SO	2
	LOB	14

WP: 0 PA: 36
PB: 0
SB: 1
CS: 0

PITCHER		IP	WLS	BF	H	R	ER	SO	BB	IBB	HBP	BLK	WP	HR	S	P	ERA	WHIP
Eddie Solomon, R ERA: 4.68	(1, 1)	7.0		30	7	3	3	2	2	0	0	0	0	0	32	40	3.86	1.286
Gene Garber, R ERA: 3.74	(8, 1)	1.0	L	6	3	1	1	0	0	1	0	0	0	0	5	9	9.00	3.000

PITCHER	IP	WLS	BF	H	R	ER	SO	BB	IBB	HBP	BLK	WP	HR	S	P	ERA	WHIP

Batter	1	2	3	4	5	6	7	8	9	AB	R	H	RBI	BB	SO	LOB
Terry Puhl, L (1, 8) OBP: 0.351, SLG: 0.390	4-3		BLK 1B		F8		FC4 CS 1-2f			4	0	1	0	0	0	2
Craig Reynolds, L (1, 6) OBP: 0.311, SLG: 0.344	G3		F4 1-2		L9		CS 1-2	1-3		4	0	0	0	0	0	2
Cesar Cedeno, R (1, 3) OBP: 0.392, SLG: 0.398	S BB			F9 S 1B 1B		G3 S BB		5-3		2	1	1	0	2	0	0
Jose Cruz, L (1, 7) OBP: 0.360, SLG: 0.426	F7 1-2			F9 1-3		G3 1-2 BB		F5		3	0	0	0	1	0	2
Enos Cabell, R (1, 5) OBP: 0.317, SLG: 0.386		L9				K			5-3	4	0	0	0	0	1	3
Denny Walling, L (1, 9) OBP: 0.400, SLG: 0.483 Jeffrey Leonard, R (9, 9) OBP: 0.359, SLG: 0.376		K		3-H 1B		G3 1-2 2-3			2B BB	3 0	1 0	1 0	1 0	1 0	1 0	2 0
Art Howe, R (1, 4) OBP: 0.277, SLG: 0.328 Rafael Landestoy, S (9, 4) OBP: 0.275, SLG: 0.163	F4			K		K			4-3 1-H 2B	4 0	0 0	1 0	1 0	0 0	2 0	3 0
Alan Ashby, S (1, 2) OBP: 0.287, SLG: 0.301			1-6-3		WP HBP		FC4 1B		4-3 2-3	3	0	1	0	0	0	1
Joaquin Andujar, S (1, 1) OBP: 0.100, SLG: 0.053			K		K 1-2		K		K	4	0	0	0	0	4	3
Inning Stats	R: 0 H: 0 E: 0 LOB: 1 K: 0 BB: 1 S: 3 P: 7	R: 0 H: 0 E: 0 LOB: 0 K: 1 BB: 0 S: 5 P: 5	R: 0 H: 1 E: 0 LOB: 1 K: 1 BB: 0 S: 6 P: 6	R: 1 H: 2 E: 0 LOB: 1 K: 1 BB: 0 S: 7 P: 7	R: 0 H: 0 E: 0 LOB: 1 K: 1 BB: 0 S: 5 P: 6	R: 0 H: 0 E: 0 LOB: 2 K: 2 BB: 2 S: 7 P: 15	R: 0 H: 1 E: 0 LOB: 0 K: 1 BB: 0 S: 5 P: 5	R: 0 H: 0 E: 0 LOB: 0 K: 0 BB: 0 S: 3 P: 3	R: 1 H: 1 E: 0 LOB: 1 K: 1 BB: 1 S: 6 P: 10	1B: 4 SF: 0 2B: 1 SAC: 0 3B: 0 DP: 0 HR: 0 HBP: 1						WP: 1 PA: 37 PB: 0 SB: 3 CS: 1

TOP

Houston Astros @ Montreal Expos

Olympic Stadium, Montreal, QB

Fri Jun 15 1979, 7:05 PM EDT

Att. 28,786 - Unknown

livebaseballscorecards.com

AB	31
R	2
H	5
RBI	2
BB	4
SO	8
LOB	18

PITCHER		IP	WLS	BF	H	R	ER	SO	BB	IBB	HBP	BLK	WP	HR	S	P	ERA	WHIP
Scott Sanderson, R ERA: 3.1	(1, 1)	5.0		20	3	1	1	4	1	0	1	1	1	0	26	31	1.80	0.800
Rudy May, L ERA: 3.94	(6, 1)	0.0		2	0	0	0	0	2	0	0	0	0	0	0	8	∞	∞
Stan Bahnsen, R ERA: 2.94	(6, 1)	3.0		9	1	0	0	3	0	0	0	0	0	0	15	15	0.00	0.333
Elias Sosa, R ERA: 1.96	(9, 1)	1.0	L	5	1	1	1	1	1	0	0	0	0	0	6	10	9.00	2.000

PITCHER	IP	WLS	BF	H	R	ER	SO	BB	IBB	HBP	BLK	WP	HR	S	P	ERA	WHIP

Houston Astros @ Montreal Expos

Olympic Stadium, Montreal, QB

Fri Jun 15 1979, 7:05 PM EDT

Att. 28,786 - Unknown

BOTTOM

livebaseballscorecards.com

Batter	1	2	3	4	5	6	7	8	9	AB	R	H	RBI	BB	SO	LOB
Warren Cromartie, L (1, 7) OBP: 0.329, SLG: 0.449	G1		4-3			G3		G3 IBB		3	0	0	0	1	0	0
Rodney Scott, S (1, 4) OBP: 0.304, SLG: 0.259	4-3		4-3			1B		G3 1-2 2-3		4	0	1	0	0	0	2
Andre Dawson, R (1, 8) OBP: 0.291, SLG: 0.483	K			K		F4		F3		4	0	0	0	0	2	3
Tony Perez, R (1, 3) OBP: 0.335, SLG: 0.440		1-3		L4		F9			G5-4-3 1B	4	0	1	0	0	0	1
Jerry White, S (9, PR) OBP: 0.281, SLG: 0.382										0	0	0	0	0	0	0
Gary Carter, R (1, 2) OBP: 0.347, SLG: 0.513		SF8 3B		6-3			F8		G5-4-3 1-2f	4	1	1	0	0	0	1
Ellis Valentine, R (1, 9) OBP: 0.300, SLG: 0.394		SF8 3-H			FC5-4 1B		F9		5-3	3	0	1	1	0	0	1
Larry Parrish, R (1, 5) OBP: 0.350, SLG: 0.440		S 1B			FC5-4 4-3 1-2f		F7			3	0	1	0	0	0	1
Chris Speier, R (1, 6) OBP: 0.328, SLG: 0.322		6-3 1-2			4-3 1-2			BBBB G3 SH1 BB		2	0	0	0	1	0	2
Scott Sanderson, R (1, 1) OBP: 0.154, SLG: 0.192			6-3		6-3			SH1 1-2		1	0	0	0	0	0	0
Tom Hutton, L (5, PH) OBP: 0.400, SLG: 0.333										1	0	0	0	0	0	1
Rudy May, L (6, 1)										0	0	0	0	0	0	0
Stan Bahnsen, R (6, 1)										0	0	0	0	0	0	0
Dave Cash, R (8, PH) OBP: 0.545, SLG: 0.556										0	0	0	0	0	0	0
Elias Sosa, R (9, 1) OBP: 0.250, SLG: 0.375										0	0	0	0	0	0	0

Inning Stats	1	2	3	4	5	6	7	8	9
	R: 0 H: 0 E: 0 LOB: 0 K: 1 BB: 0 S: 5 P: 5	R: 1 H: 2 E: 0 LOB: 1 K: 0 BB: 0 S: 5 P: 5	R: 0 H: 0 E: 0 LOB: 0 K: 0 BB: 0 S: 3 P: 3	R: 0 H: 0 E: 0 LOB: 0 K: 1 BB: 0 S: 5 P: 5	R: 0 H: 1 E: 0 LOB: 1 K: 0 BB: 0 S: 4 P: 4	R: 0 H: 1 E: 0 LOB: 1 K: 0 BB: 0 S: 4 P: 4	R: 0 H: 0 E: 0 LOB: 0 K: 0 BB: 0 S: 3 P: 3	R: 0 H: 0 E: 0 LOB: 2 K: 0 BB: 2 S: 3 P: 11	R: 0 H: 1 E: 0 LOB: 1 K: 0 BB: 0 S: 3 P: 3

1B: 4	SF: 1	WP: 0 PA: 33
2B: 0	SAC: 1	PB: 0
3B: 1	DP: 1	SB: 1
HR: 0	HBP: 0	CS: 0

AB	29
R	1
H	5
RBI	1
BB	2
SO	2
LOB	12

PITCHER	IP	WLS	BF	H	R	ER	SO	BB	IBB	HBP	BLK	WP	HR	S	P	ERA	WHIP
Joaquin Andujar, R (1, 1) ERA: 3.28	9.0	W	33	5	1	1	2	1	1	0	0	0	0	35	43	1.00	0.667

PITCHER	IP	WLS	BF	H	R	ER	SO	BB	IBB	HBP	BLK	WP	HR	S	P	ERA	WHIP

Batter	1	2	3	4	5	6	7	8	9	AB	R	H	RBI	BB	SO	LOB
Terry Puhl, L (1, 8) OBP: 0.352, SLG: 0.391	K		F5		S 1B			FC6-5 1B 1B	G3	5	0	2	0	0	1	2
Craig Reynolds, L (1, 6) OBP: 0.310, SLG: 0.343	G3		4-3		F4 1-2			FC6-5 1-2 1B		4	0	1	0	0	0	1
Cesar Cedeno, R (1, 3) OBP: 0.390, SLG: 0.395	E S 1B 1B		6-3		L6			K		4	1	1	0	0	1	3
Jeffrey Leonard, R (1, 9) OBP: 0.356, SLG: 0.372	1B 1-H 1B			4-3		4-3		FC6-5 1-2 2-3f		4	0	1	1	0	0	2
Enos Cabell, R (1, 5) OBP: 0.316, SLG: 0.384	1-2 1B			F8		6-3		F2		4	0	1	0	0	0	2
Jose Cruz, L (1, 7) OBP: 0.358, SLG: 0.423	4-3			2B 1B		F7			F8	4	1	1	0	0	0	2
Art Howe, R (1, 4) OBP: 0.277, SLG: 0.332		1-3		1-H 2B			6-3		F9	4	0	1	1	0	0	0
Alan Ashby, S (1, 2) OBP: 0.286, SLG: 0.305		F7		F7			F5		1B 2B	4	0	1	0	0	0	1
J.R. Richard, R (1, 1) OBP: 0.103, SLG: 0.162		L5			F9		F3		2-3 1B	3	0	0	0	0	0	0
Denny Walling, L (9, PH) OBP: 0.417, SLG: 0.500										1	0	1	0	0	0	0
Inning Stats	R: 1 E: 0 K: 1 S: 8 H: 3 LOB: 2 BB: 0 P: 8	R: 0 E: 0 K: 0 S: 3 H: 0 LOB: 0 BB: 0 P: 3	R: 0 E: 0 K: 0 S: 3 H: 0 LOB: 0 BB: 0 P: 3	R: 1 E: 0 K: 0 S: 5 H: 2 LOB: 0 BB: 0 P: 5	R: 0 E: 0 K: 0 S: 4 H: 1 LOB: 1 BB: 0 P: 4	R: 0 E: 0 K: 0 S: 3 H: 0 LOB: 0 BB: 0 P: 3	R: 0 E: 0 K: 0 S: 3 H: 0 LOB: 0 BB: 0 P: 3	R: 0 E: 0 K: 1 S: 7 H: 2 LOB: 2 BB: 0 P: 7	R: 0 E: 0 K: 0 S: 5 H: 2 LOB: 2 BB: 0 P: 5	1B: 8 2B: 2 3B: 0 HR: 0	SF: 0 SAC: 0 DP: 0 HBP: 0						

TOP

Houston Astros @ Montreal Expos

Olympic Stadium, Montreal, QB

Sat Jun 16 1979, 7:05 PM EDT

Att. 24,336 - Unknown

livebaseballscorecards.com

AB	37
R	2
H	10
RBI	2
BB	0
SO	2
LOB	13

WP: 0 PB: 0 SB: 2 CS: 0 PA: 37

PITCHER		IP	WLS	BF	H	R	ER	SO	BB	IBB	HBP	BLK	WP	HR	S	P	ERA	WHIP
Ross Grimsley, L ERA: 4.63	(1, 1)	7.0	W	29	8	2	2	1	0	0	0	0	0	0	31	31	2.57	1.143
Elias Sosa, R ERA: 1.87	(8, 1)	2.0	S	8	2	0	0	1	0	0	0	0	0	0	10	10	0.00	1.000

PITCHER	IP	WLS	BF	H	R	ER	SO	BB	IBB	HBP	BLK	WP	HR	S	P	ERA	WHIP

Houston Astros @ Montreal Expos

Olympic Stadium, Montreal, QB

Sat Jun 16 1979, 7:05 PM EDT

Att. 24,336 - Unknown

livebaseballscorecards.com

BOTTOM

Batter	1	2	3	4	5	6	7	8	9	AB	R	H	RBI	BB	SO	LOB
Warren Cromartie, L (1, 7) OBP: 0.324, SLG: 0.441	G3		4-3		K	G3				4	0	0	0	0	1	2
Rodney Scott, S (1, 4) OBP: 0.307, SLG: 0.260	L7		1B		BB		K			3	1	1	0	1	1	0
Andre Dawson, R (1, 8) OBP: 0.294, SLG: 0.481	6-3		1B 1-H		BB 1-3		K			3	0	1	1	1	1	0
Tony Perez, R (1, 3) OBP: 0.329, SLG: 0.431		K	F9 1-2		K 1-2		F3			4	0	0	0	0	2	3
Gary Carter, R (1, 2) OBP: 0.359, SLG: 0.523		HR 1B	1B	1B	1B	FC5-4 1B	1B	1B		4	1	4	0	0	0	0
Ellis Valentine, R (1, 9) OBP: 0.300, SLG: 0.406		HR 1-H		L9		FC5-4 1B 1B 1-2f		K		4	2	1	2	0	1	3
Larry Parrish, R (1, 5) OBP: 0.343, SLG: 0.431		6-3		F8	K			F5		4	0	0	0	0	1	3
Chris Speier, R (1, 6) OBP: 0.327, SLG: 0.320		K		K		1B 1-2		K		4	0	1	0	0	3	2
Ross Grimsley, L (1, 1) OBP: 0.172, SLG: 0.207			B1-3		K	1B 1-2 2-H				3	0	1	1	0	1	0
Elias Sosa, R (8, 1) OBP: 0.250, SLG: 0.375										0	0	0	0	0	0	0

	AB	33
	R	4
	H	9
	RBI	4
	BB	2
	SO	11
	LOB	13

Inning Stats	1	2	3	4	5	6	7	8	9
	R: 0 H: 0 E: 0 LOB: 0 K: 0 BB: 0 S: 3 P: 3	R: 2 H: 2 E: 0 LOB: 0 K: 2 BB: 0 S: 9 P: 9	R: 1 H: 2 E: 0 LOB: 1 K: 0 BB: 0 S: 5 P: 5	R: 0 H: 1 E: 0 LOB: 1 K: 1 BB: 0 S: 6 P: 6	R: 0 H: 0 E: 0 LOB: 2 K: 3 BB: 2 S: 9 P: 17	R: 1 H: 3 E: 0 LOB: 2 K: 1 BB: 0 S: 8 P: 8	R: 0 H: 0 E: 0 LOB: 0 K: 2 BB: 0 S: 7 P: 7	R: 0 H: 1 E: 0 LOB: 1 K: 2 BB: 0 S: 8 P: 8	

	1B: 8	SF: 0	WP: 0	PA: 35
	2B: 0	SAC: 0	PB: 0	
	3B: 0	DP: 0	SB: 4	
	HR: 1	HBP: 0	CS: 0	

PITCHER	IP	WLS	BF	H	R	ER	SO	BB	IBB	HBP	BLK	WP	HR	S	P	ERA	WHIP
J.R. Richard, R (1, 1) ERA: 3.57	8.0	L	35	9	4	4	11	2	0	0	0	0	1	55	63	4.50	1.375

PITCHER	IP	WLS	BF	H	R	ER	SO	BB	IBB	HBP	BLK	WP	HR	S	P	ERA	WHIP

Houston Astros @ Montreal Expos

Olympic Stadium, Montreal, QB

Sun Jun 17 1979, 3:33 AM EDT

Att. 30,245 - Unknown

TOP

livebaseballscorecards.com

Batter	1	2	3	4	5	6	7	8	9	AB	R	H	RBI	BB	SO	LOB
Terry Puhl, L (1, 8) OBP: 0.346, SLG: 0.383	F3		F9		4-3		L7		F8	5	0	0	0	0	0	3
Craig Reynolds, L (1, 6) OBP: 0.307, SLG: 0.340	F8		6-3			1B		F9		2	0	0	0	0	0	0
Jimmy Sexton, R (6, PH) OBP: 0.222, SLG: 0.176 (6, 6)						1B				2	1	1	0	0	0	0
Cesar Cedeno, R (1, 3) OBP: 0.389, SLG: 0.391	BB		F8			F8		2-3		2	0	0	0	1	0	1
Rafael Landestoy, S (6, 4) OBP: 0.269, SLG: 0.159	1B									1	0	0	0	0	0	0
Jeffrey Leonard, R (1, 9) OBP: 0.360, SLG: 0.376	FC6-4 1-2 1B			F9		BB 1B 1-2 FC3-6-1-2 1B				4	1	2	0	0	0	0
Frank Riccelli, L (8, 1) OBP: 0.333, SLG: 0.500									F9	0	0	0	0	0	0	0
Enos Cabell, R (1, 5) OBP: 0.316, SLG: 0.383	FC6-4 1-2f			F3		BB 1-2 FC3-6-1-2 1B 2-H			5-3	3	0	1	1	0	0	2
Randy Niemann, L (6, 1) OBP: 0.111, SLG: 0.111										0	0	0	0	0	0	0
Denny Walling, L (8, 9) OBP: 0.405, SLG: 0.484										1	0	0	0	0	0	0
Art Howe, R (1, 4) OBP: 0.281, SLG: 0.347		F8		HR		BB 1-2 2-3 FC3-6-1-2			F7	3	1	1	1	1	0	0
(6, 3)																
Jose Cruz, L (1, 7) OBP: 0.356, SLG: 0.419		F3		4-3		FC3-6-1-2 1-2f 2-H 3-H			BB 1B	2	0	0	0	0	0	0
Tom Dixon, R (5, 1) OBP: 1.000, SLG: 1.000										0	0	0	0	0	0	0
Julio Gonzalez, R (6, PH) OBP: 0.328, SLG: 0.300 (6, 5)										2	0	1	1	0	0	2
Alan Ashby, S (1, 2) OBP: 0.290, SLG: 0.309		E6			6-3		F8		BB 1-2 1B	1	0	1	0	0	0	0
Bruce Bochy, R (5, PH) OBP: 0.241, SLG: 0.273 (5, 2)	1B									3	0	1	0	0	0	0
Joe Niekro, R (1, 1) OBP: 0.122, SLG: 0.128		F3			F7		4-3		BB 1-2 2-3	1	0	0	0	0	0	1
George Throop, R (3, 1)										0	0	0	0	0	0	0
Bert Roberge, R (4, 1)										0	0	0	0	0	0	0
Jesus Alou, R (5, PH) OBP: 0.190, SLG: 0.056 (5, 7)										2	0	0	0	1	0	0

	AB	34
	R	3
	H	8
	RBI	3
	BB	3
	SO	0
	LOB	9

Inning Stats																		
	R: 0	H: 1	R: 0	H: 1	R: 0	H: 0	R: 1	H: 1	R: 0	H: 0	R: 2	H: 3	R: 0	H: 0	R: 0	H: 0	R: 0	H: 2
	E: 0	LOB: 2	E: 1	LOB: 1	E: 0	LOB: 0	E: 0	LOB: 0	E: 0	LOB: 0	E: 0	LOB: 3	E: 0	LOB: 0	E: 0	LOB: 0	E: 0	LOB: 3
	K: 0	BB: 1	K: 0	BB: 0	K: 0	BB: 0	K: 0	BB: 0	K: 0	BB: 0	K: 0	BB: 1	K: 0	BB: 0	K: 0	BB: 0	K: 0	BB: 1
	S: 4	P: 8	S: 4	P: 4	S: 3	P: 3	S: 4	P: 4	S: 3	P: 3	S: 5	P: 9	S: 3	P: 3	S: 3	P: 3	S: 5	P: 9

	1B: 7	SF: 0	WP: 0	PA: 37
	2B: 0	SAC: 0	PB: 0	
	3B: 0	DP: 0	SB: 0	
	HR: 1	HBP: 0	CS: 0	

PITCHER		IP	WLS	BF	H	R	ER	SO	BB	IBB	HBP	BLK	WP	HR	S	P	ERA	WHIP
Dan Schatzeder, L ERA: 2.61	(1, 1)	6.0	W	25	6	3	3	0	2	0	0	0	0	1	23	31	4.50	1.333
David Palmer, R ERA: 3.65	(7, 1)	2.0		6	0	0	0	0	0	0	0	0	0	0	6	6	0.00	0.000
Rudy May, L ERA: 3.71	(9, 1)	1.0		6	2	0	0	0	1	0	0	0	0	0	5	9	0.00	3.000

PITCHER	IP	WLS	BF	H	R	ER	SO	BB	IBB	HBP	BLK	WP	HR	S	P	ERA	WHIP

Batter	1	2	3	4	5	6	7	8	9	AB	R	H	RBI	BB	SO	LOB
Warren Cromartie, L (1, 7) OBP: 0.328, SLG: 0.444	BBBB 4-0 5-3 HR BB	0-0 ③ G3	0-0 E9 2-H 1B	0-0 ①② 8-6-3 1-2f			0-0 1B 2B	0-0 ② F8		5	2	2	1	1	0	3
Rodney Scott, S (1, 4) OBP: 0.302, SLG: 0.256 Dave Cash, R (6, 4) OBP: 0.615, SLG: 0.636	0-0 ① L8	0-3 K 0-3 K	0-0 ③ 1-3				0-0 1B 2-H 1B	0-0 1B		4 2	0 1	0 2	0 1	0 0	2 0	2 0
Andre Dawson, R (1, 8) OBP: 0.294, SLG: 0.477 Jerry White, S (6, 8) OBP: 0.271, SLG: 0.368	0-0 ② 5-3 1-3	SSS 0-3 ② K	0-0 HR 1B	SSS 0-3 ① K			0-0 ① F9	SSS 0-3 ③ K		4 2	1 0	1 0	0 0	0 0	2 1	1 2
Tony Perez, R (1, 3) OBP: 0.338, SLG: 0.470 Tony Solaita, L (5, 3) OBP: 0.512, SLG: 0.594	0-0 3-H HR	0-0 HBP 2B 1B	0-0 1-H HR	0-0 1B 1B			0-0 2B 2-H 3B 1B			3 2	3 1	3 2	4 1	0 0	0 0	0 0
Gary Carter, R (1, 2) OBP: 0.367, SLG: 0.540 Duffy Dyer, R (6, 2) OBP: 0.350, SLG: 0.444	0-0 ③ F8	H 1-0 1-2 2B HBP	0-0 HR	0-0 G1-6-3 1-2 1B			0-0 1-3 3B 2B			3 1	2 1	2 1	1 1	0 0	0 0	0 0
Ellis Valentine, R (1, 9) OBP: 0.305, SLG: 0.429 Tom Hutton, L (5, 9) OBP: 0.407, SLG: 0.435	0-0 ① 5-3	0-0 HR 1-H 2-H 2B	0-0 HR	0-0 ②③ G1-6-3 1-2f			0-0 1B 2-H 3-H 3B			3 2	2 1	2 1	3 2	0 0	0 0	0 2
Larry Parrish, R (1, 5) OBP: 0.351, SLG: 0.453 Ken Macha, R (7, 5) OBP: 0.211, SLG: 0.118	0-0 ② 1-3	0-0 2-H HR	0-0 2B 1B	0-0 FC3-6 1B			0-0 G4-6-3 3-H 1B			4 1	2 0	3 1	2 1	0 0	0 0	0 0
Chris Speier, R (1, 6) OBP: 0.337, SLG: 0.333 Jim Mason, L (5, 6) OBP: 0.300, SLG: 0.296	BBBB 4-0 BB BB	0-0 2B 1B	0-0 1-H 1B 2B	0-0 ① FC3-6 G6-3 1-2f			0-0 ②③ G4-6-3 1-2f			2 2	2 0	2 0	1 0	1 0	0 0	0 2
Dan Schatzeder, L (1, 1) OBP: 0.389, SLG: 0.533 David Palmer, R (6, PH) (7, 1) Rudy May, L (9, 1)	BBBB 4-0 1-2 BB	0-0 1-H E 2B	0-0 8-6-3 2-H 1B	0-0 ②③ G6-3 1-2f			0-0 ① 6-3			2 2 0	1 0 0	2 0 0	2 0 0	1 0 0	0 0 0	0 1 0
Inning Stats	R: 2 H: 1 E: 0 LOB: 0 K: 0 BB: 1 S: 4 P: 8	R: 0 H: 0 E: 0 LOB: 2 K: 0 BB: 2 S: 3 P: 11	R: 6 H: 6 E: 1 LOB: 1 K: 3 BB: 0 S: 15 P: 16	R: 6 H: 7 E: 0 LOB: 0 K: 0 BB: 0 S: 9 P: 9	R: 0 H: 2 E: 0 LOB: 1 K: 1 BB: 0 S: 6 P: 6	R: 0 H: 1 E: 0 LOB: 0 K: 0 BB: 0 S: 3 P: 3	R: 5 H: 6 E: 0 LOB: 0 K: 0 BB: 0 S: 8 P: 8	R: 0 H: 1 E: 0 LOB: 1 K: 1 BB: 0 S: 6 P: 6		1B: 13 SF: 0 2B: 6 SAC: 0 3B: 1 DP: 4 HR: 5 HBP: 1						

BOTTOM

Houston Astros @ Montreal Expos

Olympic Stadium, Montreal, QB

Sun Jun 17 1979, 3:33 AM EDT

Att. 30,245 - Unknown

livebaseballscorecards.com

AB	44
R	19
H	24
RBI	19
BB	3
SO	5
LOB	13

PITCHER		IP	WLS	BF	H	R	ER	SO	BB	IBB	HBP	BLK	WP	HR	S	P	ERA	WHIP
Joe Niekro, R ERA: 3.0	(1, 1)	2.2	L	18	6	8	8	2	3	0	1	0	0	2	18	31	27.00	3.375
George Throop, R ERA: 8.38	(3, 1)	0.1		6	5	4	4	1	0	0	0	0	0	3	8	8	108.00	15.000
Bert Roberge, R ERA: 2.84	(4, 1)	1.0		5	3	2	2	0	0	0	0	0	0	0	5	5	18.00	3.000
Tom Dixon, R ERA: 4.8	(5, 1)	1.0		4	2	0	0	1	0	0	0	0	0	0	6	6	0.00	2.000
Randy Niemann, L ERA: 2.48	(6, 1)	2.0		11	7	5	5	0	0	0	0	0	0	0	11	11	22.50	3.500

PITCHER		IP	WLS	BF	H	R	ER	SO	BB	IBB	HBP	BLK	WP	HR	S	P	ERA	WHIP
Frank Riccelli, L ERA: 4.09	(8, 1)	1.0		4	1	0	0	1	0	0	0	0	0	0	6	6	0.00	1.000

Cincinnati Reds @ Montreal Expos

Olympic Stadium, Montreal, QB

Mon Jun 18 1979, 7:05 PM EDT

Att. 25,086 - Unknown

TOP

Batter	1	2	3	4	5	6	7	8	9	AB	R	H	RBI	BB	SO	LOB
Ken Griffey, L (1, 9) OBP: 0.352, SLG: 0.457	4-3		E 2B		1B SH1-4 1B 1-2		3-1 2B		G3	5	1	3	0	0	0	0
Dave Concepcion, R (1, 6) OBP: 0.355, SLG: 0.444	E3 S		5-3 2-3		SH1-4 1-2 2-3		6-3		1B	4	0	1	0	0	0	2
Joe Morgan, L (1, 4) OBP: 0.408, SLG: 0.451	K 1-2		P4		P6		3-1 2-3		P6	5	0	0	0	0	1	6
George Foster, R (1, 7) OBP: 0.403, SLG: 0.591	6-3			K	1B 2-3 3-H		F9		K	5	0	1	1	0	2	3
Dan Driessen, L (1, 3) OBP: 0.342, SLG: 0.481		S 1B		F7	1-2 3-H			F8		4	0	2	1	0	0	0
Johnny Bench, R (1, 2) OBP: 0.371, SLG: 0.390		F8 1-2		1B BB	F8			3B 1B		3	1	1	0	1	0	3
Ray Knight, R (1, 5) OBP: 0.383, SLG: 0.408		L6		1-2 1B		F7		1-H 3B		4	0	2	1	0	0	1
Cesar Geronimo, L (1, 8) OBP: 0.306, SLG: 0.383		4-3		L4		K		K		4	0	0	0	0	2	4
Bill Bonham, R (1, 1) OBP: 0.125, SLG: 0.167 Doug Bair, R (9, 1)			5-3		SH1-4 1B 1B	P3		K		4 0	1 0	1 0	0 0	0 0	1 0	1 0
Inning Stats	R: 0 E: 1 K: 1 S: 6 H: 0 LOB: 1 BB: 0 P: 6	R: 0 E: 0 K: 0 S: 4 H: 1 LOB: 1 BB: 0 P: 4	R: 0 E: 1 K: 0 S: 4 H: 1 LOB: 1 BB: 0 P: 4	R: 0 E: 0 K: 1 S: 6 H: 1 LOB: 2 BB: 1 P: 10	R: 2 E: 0 K: 0 S: 7 H: 4 LOB: 2 BB: 0 P: 7	R: 0 E: 0 K: 1 S: 5 H: 0 LOB: 0 BB: 0 P: 5	R: 0 E: 0 K: 0 S: 4 H: 1 LOB: 1 BB: 0 P: 4	R: 1 E: 0 K: 2 S: 9 H: 2 LOB: 1 BB: 0 P: 9	R: 0 E: 0 K: 1 S: 6 H: 1 LOB: 1 BB: 0 P: 6	1B: 8 2B: 2 3B: 1 HR: 0 SF: 0 SAC: 1 DP: 0 HBP: 0						

livebaseballscorecards.com

AB	38
R	3
H	11
RBI	3
BB	1
SO	6
LOB	20

WP: 0 PB: 0 SB: 2 CS: 0 PA: 40

PITCHER		IP	WLS	BF	H	R	ER	SO	BB	IBB	HBP	BLK	WP	HR	S	P	ERA	WHIP
Steve Rogers, R ERA: 2.67	(1, 1)	8.0	L	36	10	3	3	5	1	0	0	0	0	0	45	49	3.38	1.375
Woodie Fryman, L ERA: 1.61	(9, 1)	1.0		4	1	0	0	1	0	0	0	0	0	0	6	6	0.00	1.000

PITCHER	IP	WLS	BF	H	R	ER	SO	BB	IBB	HBP	BLK	WP	HR	S	P	ERA	WHIP

Cincinnati Reds @ Montreal Expos

Olympic Stadium, Montreal, QB

Mon Jun 18 1979, 7:05 PM EDT

Att. 25,086 - Unknown

livebaseballscorecards.com

BOTTOM

Batter	1	2	3	4	5	6	7	8	9	AB	R	H	RBI	BB	SO	LOB
Warren Cromartie, L (1, 7) OBP: 0.323, SLG: 0.437	4-3		B1-3			F8		F7		4	0	0	0	0	0	0
Rodney Scott, S (1, 4) OBP: 0.305, SLG: 0.260	CS 1B		F7			5-3 1B		6-3		4	0	2	0	0	0	0
Andre Dawson, R (1, 8) OBP: 0.297, SLG: 0.490	E1 2B 1B 1-2		4-3			5-3 1-2			HR	4	2	2	1	0	0	1
Tony Perez, R (1, 3) OBP: 0.336, SLG: 0.471	2-H 2B			G3		4-3			F8	4	0	1	1	0	0	1
Gary Carter, R (1, 2) OBP: 0.360, SLG: 0.530	F8			6-3			5-3		F8	4	0	0	0	0	0	1
Ellis Valentine, R (1, 9) OBP: 0.304, SLG: 0.426		5-3		5-3			F8		1B	4	0	1	0	0	0	0
Larry Parrish, R (1, 5) OBP: 0.354, SLG: 0.451		1B			K		BB		F7	3	0	1	0	1	1	1
Chris Speier, R (1, 6) OBP: 0.333, SLG: 0.330 Tony Solaita, L (7, PH) OBP: 0.500, SLG: 0.576 Jim Mason, L (8, 6) OBP: 0.300, SLG: 0.296		F7			4-3		1-3			2 1 0	0 0 0	0 0 0	0 0 0	0 0 0	0 0 0	1 1 0
Steve Rogers, R (1, 1) OBP: 0.256, SLG: 0.250 Jerry White, S (8, PH) OBP: 0.267, SLG: 0.362 Woodie Fryman, R (9, 1)		K			6-3			K		2 1 0	0 0 0	0 0 0	0 0 0	0 0 0	1 1 0	1 0 0

Inning Stats	1	2	3	4	5	6	7	8	9
	R: 1 H: 3 E: 1 LOB: 1 K: 0 BB: 0 S: 5 P: 5	R: 0 H: 1 E: 0 LOB: 1 K: 1 BB: 0 S: 6 P: 6	R: 0 H: 0 E: 0 LOB: 0 K: 0 BB: 0 S: 3 P: 3	R: 0 H: 0 E: 0 LOB: 0 K: 0 BB: 0 S: 3 P: 3	R: 0 H: 0 E: 0 LOB: 0 K: 1 BB: 0 S: 5 P: 5	R: 0 H: 1 E: 0 LOB: 1 K: 0 BB: 0 S: 4 P: 4	R: 0 H: 0 E: 0 LOB: 1 K: 0 BB: 1 S: 3 P: 7	R: 0 H: 0 E: 0 LOB: 0 K: 1 BB: 0 S: 5 P: 5	R: 1 H: 2 E: 0 LOB: 1 K: 0 BB: 0 S: 5 P: 5

AB	33
R	2
H	7
RBI	2
BB	1
SO	3
LOB	7

1B: 5 SF: 0
2B: 1 SAC: 0
3B: 0 DP: 0
HR: 1 HBP: 0

WP: 0 PA: 34
PB: 0
SB: 0
CS: 1

PITCHER	IP	WLS	BF	H	R	ER	SO	BB	IBB	HBP	BLK	WP	HR	S	P	ERA	WHIP
Bill Bonham, R (1, 1) ERA: 4.08	8.0	W	30	6	2	1	3	1	0	0	0	0	1	35	39	1.12	0.875
Doug Bair, R (9, 1) ERA: 4.15	1.0	S	4	1	0	0	0	0	0	0	0	0	0	4	4	0.00	1.000

PITCHER	IP	WLS	BF	H	R	ER	SO	BB	IBB	HBP	BLK	WP	HR	S	P	ERA	WHIP

Cincinnati Reds @ Montreal Expos

Olympic Stadium, Montreal, QB

Tue Jun 19 1979, 7:05 PM EDT

Att. 35,222 - Unknown

TOP

livebaseballscorecards.com

Batter	1	2	3	4	5	6	7	8	9	AB	R	H	RBI	BB	SO	LOB
Ken Griffey, L (1, 9) OBP: 0.347, SLG: 0.450	P6		G1			F9		FC1-6 2-3		4	0	0	0	0	0	1
Dave Concepcion, R (1, 6) OBP: 0.350, SLG: 0.437	4-3		F8			F9		F8		4	0	0	0	0	0	1
Joe Morgan, L (1, 4) OBP: 0.404, SLG: 0.441	K		K			BB FC6-4		G3		3	0	0	0	1	2	1
George Foster, R (1, 7) OBP: 0.401, SLG: 0.583		BB F9 1B SF7		F8		FC6-4 1-2f			K2-3	3	1	0	0	1	1	1
Johnny Bench, R (1, 2) OBP: 0.373, SLG: 0.393		2B 1-2 1B		G3-6-1 1B			F7		F7	4	0	2	0	0	0	0
Dan Driessen, L (1, 3) OBP: 0.336, SLG: 0.473		F9 2-3		G3-6-1 1-2f			G3		L9	4	0	0	0	0	0	3
Ray Knight, R (1, 5) OBP: 0.379, SLG: 0.404		SF7 3-H			5-3		F9			2	0	0	1	0	0	0
Paul Blair, R (1, 8) OBP: 0.266, SLG: 0.410		1-3 2B			1B			HR		3	1	3	1	0	0	0
Michael LaCoss, R (1, 1) OBP: 0.111, SLG: 0.111		L8			F8			FC1-6 2B		2	0	0	0	0	0	2
Tom Hume, R (6, 1) OBP: 0.207, SLG: 0.214										0	0	0	0	0	0	0
Dave Collins, S (8, PH) OBP: 0.405, SLG: 0.430										1	0	1	0	0	0	0
Manny Sarmiento, R (8, 1)										0	0	0	0	0	0	0
Inning Stats	R: 0 E: 0 K: 1 S: 5 H: 0 LOB: 0 BB: 0 P: 5	R: 1 E: 0 K: 0 S: 5 H: 2 LOB: 2 BB: 1 P: 9	R: 0 E: 0 K: 1 S: 5 H: 0 LOB: 0 BB: 0 P: 5	R: 0 E: 0 K: 0 S: 3 H: 1 LOB: 0 BB: 0 P: 3	R: 0 E: 0 K: 0 S: 3 H: 1 LOB: 0 BB: 0 P: 3	R: 0 E: 0 K: 0 S: 3 H: 0 LOB: 1 BB: 1 P: 7	R: 0 E: 0 K: 0 S: 3 H: 0 LOB: 0 BB: 0 P: 3	R: 1 E: 0 K: 0 S: 5 H: 2 LOB: 1 BB: 0 P: 5	R: 0 E: 0 K: 1 S: 5 H: 0 LOB: 0 BB: 0 P: 5	1B: 3 2B: 2 3B: 0 HR: 1 SF: 1 SAC: 0 DP: 1 HBP: 0	WP: 0 PB: 0 SB: 0 CS: 0 PA: 33					

	AB	30
	R	2
	H	6
	RBI	2
	BB	2
	SO	3
	LOB	9

PITCHER		IP	WLS	BF	H	R	ER	SO	BB	IBB	HBP	BLK	WP	HR	S	P	ERA	WHIP
Bill Lee, L ERA: 3.66	(1, 1)	7.0	W	27	6	2	2	2	2	0	0	0	0	1	29	37	2.57	1.143
Woodie Fryman, L ERA: 1.48	(8, 1)	2.0	S	6	0	0	0	1	0	0	0	0	0	0	8	8	0.00	0.000

PITCHER		IP	WLS	BF	H	R	ER	SO	BB	IBB	HBP	BLK	WP	HR	S	P	ERA	WHIP

Cincinnati Reds @ Montreal Expos

Olympic Stadium, Montreal, QB

Tue Jun 19 1979, 7:05 PM EDT

Att. 35,222 - Unknown

BOTTOM

Batter	1	2	3	4	5	6	7	8	9	AB	R	H	RBI	BB	SO	LOB
Warren Cromartie, L (1, 7) OBP: 0.330, SLG: 0.442	6-3 E 1B	F7			CS 1B		FC4-6 1B			4	1	3	0	0	0	1
Rodney Scott, S (1, 4) OBP: 0.305, SLG: 0.256	6-3 1-2		BBBB L4-3 BB		CS 1-2	F7	FC4-6 1-2f			3	0	0	0	1	0	2
Andre Dawson, R (1, 8) OBP: 0.300, SLG: 0.490	E5 G3 2-H 1B		L4-3 1-2			1B 1B 1B		F9		4	1	2	0	0	0	1
Tony Perez, R (1, 3) OBP: 0.335, SLG: 0.466	G3 2-3		F7			BB 1B 1-2 1B		SSS K		4	0	1	0	0	1	1
Gary Carter, R (1, 2) OBP: 0.358, SLG: 0.524	F8			F7		BB 1-2 2-H 1B		SSS K		4	0	1	1	0	1	1
Ellis Valentine, R (1, 9) OBP: 0.308, SLG: 0.427		CS 1B		L9		BBBB G6-4-3 1-2 2-3 BB				2	0	1	0	1	0	0
Larry Parrish, R (1, 5) OBP: 0.349, SLG: 0.444		SSS K 1-2		1-3		G6-4-3 1-2f				3	0	0	0	0	1	4
Chris Speier, R (1, 6) OBP: 0.333, SLG: 0.341		1B 3B			5-3		F5			3	1	1	0	0	0	0
Bill Lee, L (1, 1) OBP: 0.188, SLG: 0.188										3	0	1	1	0	0	0
Woodie Fryman, R (8, 1)		3-H 1B			B1-3		1-3			0	0	0	0	0	0	0
Inning Stats	R: 1 E: 1 K: 0 S: 5 H: 2 LOB: 1 BB: 0 P: 5	R: 1 E: 0 K: 1 S: 7 H: 3 LOB: 1 BB: 0 P: 7	R: 0 E: 0 K: 0 S: 2 H: 0 LOB: 0 BB: 1 P: 6	R: 0 E: 0 K: 0 S: 3 H: 0 LOB: 0 BB: 0 P: 3	R: 0 E: 0 K: 0 S: 3 H: 1 LOB: 0 BB: 0 P: 3	R: 1 E: 0 K: 0 S: 5 H: 3 LOB: 2 BB: 1 P: 9	R: 0 E: 0 K: 0 S: 4 H: 1 LOB: 1 BB: 0 P: 4	R: 0 E: 0 K: 2 S: 7 H: 0 LOB: 0 BB: 0 P: 7		1B: 9 2B: 2 3B: 1 HR: 0	SF: 0 SAC: 0 DP: 3 HBP: 0					

livebaseballscorecards.com

AB	30
R	3
H	10
RBI	2
BB	2
SO	3
LOB	10

WP: 0 PB: 0 SB: 0 CS: 2 PA: 33

PITCHER		IP	WLS	BF	H	R	ER	SO	BB	IBB	HBP	BLK	WP	HR	S	P	ERA	WHIP
Michael LaCoss, R ERA: 2.37	(1, 1)	5.1	L	24	9	3	3	1	2	0	0	0	0	0	24	32	5.06	2.062
Tom Hume, R ERA: 3.53	(6, 1)	1.2		5	1	0	0	0	0	0	0	0	0	0	5	5	0.00	0.600
Manny Sarmiento, R ERA: 9.0	(8, 1)	1.0		3	0	0	0	2	0	0	0	0	0	0	7	7	0.00	0.000

PITCHER	IP	WLS	BF	H	R	ER	SO	BB	IBB	HBP	BLK	WP	HR	S	P	ERA	WHIP

Batter	1	2	3	4	5	6	7	8	9	10	11	AB	R	H	RBI	BB	SO	LOB
Ken Griffey, L (1, 9) OBP: 0.348, SLG: 0.450	BB 1B	4-3			SF9 3B		K		F8		1-3	2	0	1	0	0	0	1
Dave Collins, S (2, 9) OBP: 0.398, SLG: 0.446												4	1	1	0	0	1	2
Dave Concepcion, R (1, 6) OBP: 0.348, SLG: 0.445	K	F9			SF9 3-H		1-H HR		K			4	1	1	3	0	2	1
Joe Morgan, L (1, 4) OBP: 0.399, SLG: 0.430	FC3-6 1-2 BB	P6			F2		4-3		G3			4	0	0	0	1	0	0
George Foster, R (1, 7) OBP: 0.401, SLG: 0.577	F9	BB			F7			SH5-4 HBP 1B		E4 FC4-6		4	0	1	0	1	0	2
Dan Driessen, L (1, 3) OBP: 0.333, SLG: 0.464	FC3-6 1-2f	P6		P6		P6		1-0 SH5-4 1-2 HBP		FC4-6 L9-3 1-2f		4	0	0	0	0	0	4
Johnny Bench, R (1, 2) OBP: 0.371, SLG: 0.395		F2		3-1 2B		P6		SH5-4 1-2 2-3		L9-3 1-2		4	0	1	0	0	0	1
Cesar Geronimo, L (1, 8) OBP: 0.308, SLG: 0.386		2B 2B		F8	K			4-0 IBB			1-3	4	1	1	0	1	1	1
Rick Auerbach, R (1, 5) OBP: 0.211, SLG: 0.250		2-H 2B		3-1 2-3	K		K	K		F8		3	0	1	1	0	1	1
Ken Henderson, S (8, PH) OBP: 0.267, SLG: 0.214												1	0	0	0	0	1	3
Doug Bair, R (8, 1)												0	0	0	0	0	0	0
Arturo DeFreitas, R (11, PH) OBP: 0.179, SLG: 0.259												1	0	0	0	0	0	0
Tom Hume, R (11, 1) OBP: 0.207, SLG: 0.214												0	0	0	0	0	0	0
Tom Seaver, R (1, 1) OBP: 0.148, SLG: 0.407		K		K			HR 1B	K			1B	3	1	1	0	0	2	2
Junior Kennedy, R (8, PH) OBP: 0.341, SLG: 0.304												2	0	1	0	0	1	3
(8, 5)																		
Inning Stats	R: 0 E: 0 K: 1 S: 6 H: 1 LOB: 2 BB: 1 P: 10	R: 1 E: 0 K: 1 S: 7 H: 2 LOB: 1 BB: 0 P: 7	R: 0 E: 0 K: 0 S: 3 H: 0 LOB: 1 BB: 1 P: 7	R: 0 E: 0 K: 1 S: 6 H: 1 LOB: 1 BB: 0 P: 6	R: 1 E: 0 K: 0 S: 4 H: 1 LOB: 0 BB: 0 P: 4	R: 0 E: 0 K: 1 S: 5 H: 0 LOB: 0 BB: 0 P: 5	R: 2 E: 0 K: 2 S: 9 H: 2 LOB: 0 BB: 0 P: 9	R: 0 E: 0 K: 2 S: 8 H: 1 LOB: 3 BB: 1 P: 13	R: 0 E: 0 K: 1 S: 5 H: 0 LOB: 0 BB: 0 P: 5	R: 0 E: 1 K: 0 S: 3 H: 0 LOB: 0 BB: 0 P: 3	R: 0 E: 0 K: 0 S: 4 H: 1 LOB: 1 BB: 0 P: 4	1B: 4 2B: 4 3B: 1 HR: 1 SF: 1 SAC: 1 DP: 1 HBP: 1	WP: 0 PB: 0 SB: 0 CS: 0 PA: 46					

PITCHER		IP	WLS	BF	H	R	ER	SO	BB	IBB	HBP	BLK	WP	HR	S	P	ERA	WHIP
Scott Sanderson, R ERA: 3.27	(1, 1)	7.0		31	8	4	4	6	2	0	0	0	0	1	41	49	5.14	1.429
Dan Schatzeder, L ERA: 2.61	(8, 1)	0.0		1	0	0	0	0	0	0	1	0	0	0	0	1	∞	∞
Stan Bahnsen, R ERA: 2.78	(8, 1)	2.0		7	0	0	0	3	0	1	0	0	0	0	12	16	0.00	0.000
Elias Sosa, R ERA: 1.79	(10, 1)	2.0	W	7	1	0	0	0	0	0	0	0	0	0	7	7	0.00	0.500

PITCHER	IP	WLS	BF	H	R	ER	SO	BB	IBB	HBP	BLK	WP	HR	S	P	ERA	WHIP

Cincinnati Reds @ Montreal Expos

Olympic Stadium, Montreal, QB

Wed Jun 20 1979, 7:05 PM EDT

Att. 25,233 - Unknown

TOP

livebaseballscorecards.com

AB	40
R	4
H	9
RBI	4
BB	3
SO	9
LOB	21

Batter	1	2	3	4	5	6	7	8	9	10	11	AB	R	H	RBI	BB	SO	LOB
Warren Cromartie, L (1, 7) OBP: 0.327, SLG: 0.438	4-3		F7			HR B3 1B	G3			F7		5	1	1	0	0	0	0
Rodney Scott, S (1, 4) OBP: 0.303, SLG: 0.255	F5 S 1B		G3			B3 1-2		K		F7		5	0	1	0	0	1	1
Andre Dawson, R (1, 8) OBP: 0.302, SLG: 0.498	BB 1-2		1-3			HR 2-H		L8		K		4	1	1	2	1	1	0
Gary Carter, R (1, 2) OBP: 0.350, SLG: 0.512	F5 2-3			F3		F8		F7			B2	5	0	0	0	0	0	2
Tom Hutton, L (1, 3) OBP: 0.375, SLG: 0.429	4-3			P6		G1			5-3		2B 2B	5	1	1	0	0	0	2
Ellis Valentine, R (1, 9) OBP: 0.306, SLG: 0.423		B1-3		5-3			HR 1B		FC4-6 2B		2B IBB	2	0	0	0	0	0	0
Jerry White, S (6, 9) OBP: 0.302, SLG: 0.400												2	1	2	0	1	0	0
Larry Parrish, R (1, 5) OBP: 0.355, SLG: 0.460		FC1-6 1B			F7		1-H HR		FC4-6 IBB		K	4	1	2	2	1	1	2
Chris Speier, R (1, 6) OBP: 0.329, SLG: 0.335		FC1-6 1-2f			F7		5-3		FC4-6 1-2f 2-3		1-3 2-H 2B	3	0	0	0	0	0	1
Dave Cash, R (9, PH) OBP: 0.571, SLG: 0.583												1	0	0	0	0	0	2
Jim Mason, L (10, 6) OBP: 0.323, SLG: 0.357												1	0	1	1	0	0	0
Scott Sanderson, R (1, 1) OBP: 0.138, SLG: 0.172	K				K		K		K			3	0	0	0	0	3	1
Dan Schatzeder, L (8, 1) OBP: 0.389, SLG: 0.533												0	0	0	0	0	0	0
Stan Bahnsen, R (8, 1)												0	0	0	0	0	0	0
Tony Perez, R (9, PH) OBP: 0.333, SLG: 0.464												1	0	0	0	0	1	2
Elias Sosa, R (10, 1) OBP: 0.250, SLG: 0.375												0	0	0	0	0	0	0
Inning Stats	R: 0 E: 0 K: 0 S: 4 H: 1 LOB: 2 BB: 1 P: 8	R: 0 E: 0 K: 1 S: 6 H: 1 LOB: 1 BB: 0 P: 6	R: 0 E: 0 K: 0 S: 3 H: 0 LOB: 0 BB: 0 P: 3	R: 0 E: 0 K: 0 S: 3 H: 0 LOB: 0 BB: 0 P: 3	R: 0 E: 0 K: 1 S: 5 H: 0 LOB: 0 BB: 0 P: 5	R: 2 E: 0 K: 0 S: 5 H: 2 LOB: 0 BB: 0 P: 5	R: 2 E: 0 K: 1 S: 7 H: 2 LOB: 0 BB: 0 P: 7	R: 0 E: 0 K: 1 S: 5 H: 0 LOB: 0 BB: 0 P: 5	R: 0 E: 0 K: 1 S: 6 H: 1 LOB: 2 BB: 1 P: 10	R: 0 E: 0 K: 1 S: 5 H: 0 LOB: 0 BB: 0 P: 5	R: 1 E: 0 K: 1 S: 6 H: 2 LOB: 2 BB: 1 P: 10	1B: 4 2B: 3 3B: 0 HR: 2 SF: 0 SAC: 0 DP: 0 HBP: 0						

PITCHER		IP	WLS	BF	H	R	ER	SO	BB	IBB	HBP	BLK	WP	HR	S	P	ERA	WHIP
Tom Seaver, R ERA: 4.48	(1, 1)	7.0		28	6	4	4	3	1	0	0	0	0	2	33	37	5.14	1.000
Doug Bair, R ERA: 3.82	(8, 1)	3.0		11	1	0	0	3	0	1	0	0	0	0	16	20	0.00	0.333
Tom Hume, R ERA: 3.62	(11, 1)	0.2	L	5	2	1	1	1	0	1	0	0	0	0	6	10	13.50	3.000

PITCHER	IP	WLS	BF	H	R	ER	SO	BB	IBB	HBP	BLK	WP	HR	S	P	ERA	WHIP

Cincinnati Reds @ Montreal Expos

Olympic Stadium, Montreal, QB

Wed Jun 20 1979, 7:05 PM EDT

Att. 25,233 - Unknown

BOTTOM

livebaseballscorecards.com

AB	41
R	5
H	9
RBI	5
BB	3
SO	7
LOB	13

WP: 0	PA: 44		
PB: 0			
SB: 1			
CS: 0			

Philadelphia Phillies @ Montreal Expos

Olympic Stadium, Montreal, QB

Fri Jun 22 1979, 7:05 PM EDT

Att. 40,729 - Unknown

TOP

livebaseballscorecards.com

Batter	1	2	3	4	5	6	7	8	9	AB	R	H	RBI	BB	SO	LOB
Bake McBride, L (1, 9) OBP: 0.311, SLG: 0.419	HR	K			G6-4-3 1B	1B			4-3	5	1	3	2	0	1	0
Larry Bowa, S (1, 6) OBP: 0.357, SLG: 0.386	4-3 1B 1B	BB			G6-4-3 1-2f	G6-5-3 2-3f			K	3	1	1	0	1	0	3
Del Unser, L (9, PH) OBP: 0.337, SLG: 0.385										1	0	0	0	0	1	0
Pete Rose, S (1, 3) OBP: 0.423, SLG: 0.473	4-3 1-2	F9			2B		CS 1B		F8	5	0	2	0	0	0	2
Mike Schmidt, R (1, 5) OBP: 0.387, SLG: 0.575	1B BB 2-H 1B		6-3		P4		L5 1-2			4	0	1	1	0	0	2
Greg Luzinski, R (1, 7) OBP: 0.357, SLG: 0.405	1B 1-2 BB		F5			K	K			3	0	0	0	1	2	0
Garry Maddox, R (1, 8) OBP: 0.316, SLG: 0.485	P4		1-3			HR		1B		4	1	2	1	0	0	2
Manny Trillo, R (1, 4) OBP: 0.336, SLG: 0.366	FC3-6 1-2 2-3 1B			F7		1B E 1B		K		4	1	2	0	0	1	1
Bob Boone, R (1, 2) OBP: 0.357, SLG: 0.401	FC3-6 1-2f			F7		E 1B 1-3 1B		F5		4	1	1	0	0	0	4
Randy Lerch, L (1, 1) OBP: 0.128, SLG: 0.216		L4		F8		E6 G6-5-3 1B 1-2 3-H		F8		2	0	0	0	0	0	0
Rawly Eastwick, R (4, 1)										0	0	0	0	0	0	0
Jose Cardenal, R (6, PH) OBP: 0.317, SLG: 0.286										1	0	0	1	0	0	1
Ron Reed, R (6, 1) OBP: 0.400, SLG: 0.500										0	0	0	0	0	0	0
Tim McCarver, L (8, PH) OBP: 0.356, SLG: 0.371										1	0	0	0	0	0	1
Tug McGraw, R (8, 1) OBP: 1.000, SLG: 1.000										0	0	0	0	0	0	0

Inning Stats	1	2	3	4	5	6	7	8	9
	R: 2 E: 0 K: 0 S: 7	H: 4 LOB: 3 BB: 1 P: 11	R: 0 E: 0 K: 1 S: 5	H: 0 LOB: 1 BB: 1 P: 9	R: 0 E: 0 K: 0 S: 3	H: 0 LOB: 0 BB: 0 P: 3	R: 0 E: 0 K: 0 S: 3	H: 0 LOB: 0 BB: 0 P: 3	R: 0 E: 0 K: 0 S: 4	H: 2 LOB: 1 BB: 0 P: 4
	R: 3 E: 1 K: 1 S: 9	H: 4 LOB: 1 BB: 0 P: 9	R: 0 E: 0 K: 1 S: 5	H: 1 LOB: 0 BB: 0 P: 5	R: 0 E: 0 K: 1 S: 6	H: 1 LOB: 1 BB: 0 P: 6	R: 0 E: 0 K: 1 S: 5	H: 0 LOB: 0 BB: 0 P: 5		

AB	37
R	5
H	12
RBI	5
BB	2
SO	5
LOB	16

1B: 9 SF: 0
2B: 1 SAC: 0
3B: 0 DP: 2
HR: 2 HBP: 0

WP: 0 PA: 39
PB: 0
SB: 0
CS: 1

PITCHER		IP	WLS	BF	H	R	ER	SO	BB	IBB	HBP	BLK	WP	HR	S	P	ERA	WHIP
Ross Grimsley, L ERA: 4.67	(1, 1)	7.0	W	33	12	5	4	3	2	0	0	0	0	2	37	45	5.14	2.000
Elias Sosa, R ERA: 1.71	(8, 1)	2.0	S	6	0	0	0	2	0	0	0	0	0	0	10	10	0.00	0.000

PITCHER	IP	WLS	BF	H	R	ER	SO	BB	IBB	HBP	BLK	WP	HR	S	P	ERA	WHIP

Batter	1	2	3	4	5	6	7	8	9	AB	R	H	RBI	BB	SO	LOB
Warren Cromartie, L (1, 7) OBP: 0.332, SLG: 0.446	F8		SF9 3B	FC3-5 1B 1-2 2-H 3-H	BB IBB			F8		4	3	2	2	1	0	0
Rodney Scott, S (1, 4) OBP: 0.312, SLG: 0.263	1B 1B		1B 1B	FC3-5 BB 1B 1-2 2-3f	1B BB			S 1B		4	0	3	0	1	0	2
Andre Dawson, R (1, 8) OBP: 0.304, SLG: 0.498	FC5-4 1B 1-2		SF9 3-H	K	1B 1-H 2-H 3-H			F2 1-2		4	0	2	3	0	1	3
Tony Perez, R (1, 3) OBP: 0.330, SLG: 0.458	F7		L8	BB 1B 1-2 2-H		F8		F8		5	0	1	1	0	0	4
Gary Carter, R (1, 2) OBP: 0.357, SLG: 0.514	FC5-4 1-2f		1B 1-3	BB 1-2 2-3		G5-4-3 1B				3	0	2	0	1	0	2
Ellis Valentine, R (1, 9) OBP: 0.300, SLG: 0.415		6-3	L8	P6		G5-4-3 1-2f				4	0	0	0	0	0	6
Jerry White, S (8, 9) OBP: 0.302, SLG: 0.400										0	0	0	0	0	0	0
Larry Parrish, R (1, 5) OBP: 0.357, SLG: 0.466		2B		1B E 1B	F8		1-3			4	1	2	0	0	0	0
Chris Speier, R (1, 6) OBP: 0.327, SLG: 0.333		5-3		E6 1B 1B 1-2	BB SH3-4 1B		K			4	2	1	0	0	1	2
Ross Grimsley, L (1, 1) OBP: 0.188, SLG: 0.219		P1		FC3-5 1B 1-2 2-3	SH3-4 1-2		6-3			3	0	1	0	0	0	1
Elias Sosa, R (8, 1) OBP: 0.250, SLG: 0.375										0	0	0	0	0	0	0
Inning Stats	R: 0 E: 0 K: 0 S: 5 H: 2 LOB: 2 BB: 0 P: 5	R: 0 E: 0 K: 0 S: 4 H: 1 LOB: 1 BB: 0 P: 4	R: 1 E: 0 K: 0 S: 6 H: 3 LOB: 2 BB: 0 P: 6	R: 3 E: 1 K: 1 S: 10 H: 4 LOB: 3 BB: 1 P: 14	R: 2 E: 0 K: 0 S: 4 H: 2 LOB: 2 BB: 2 P: 12	R: 0 E: 0 K: 0 S: 3 H: 1 LOB: 0 BB: 0 P: 3	R: 0 E: 0 K: 1 S: 5 H: 0 LOB: 0 BB: 0 P: 5	R: 0 E: 0 K: 0 S: 4 H: 1 LOB: 1 BB: 0 P: 4		1B: 12 2B: 1 3B: 1 HR: 0	SF: 1 SAC: 1 DP: 1 HBP: 0					

PITCHER		IP	WLS	BF	H	R	ER	SO	BB	IBB	HBP	BLK	WP	HR	S	P	ERA	WHIP
Randy Lerch, L ERA: 3.43	(1, 1)	3.2	L	22	10	4	2	1	0	0	0	0	0	0	24	24	4.91	2.727
Rawly Eastwick, R ERA: 7.13	(4, 1)	1.1		8	2	2	2	0	2	1	0	0	0	0	5	17	13.50	3.000
Ron Reed, R ERA: 5.08	(6, 1)	2.0		6	1	0	0	1	0	0	0	0	0	0	8	8	0.00	0.500
Tug McGraw, L ERA: 2.83	(8, 1)	1.0		4	1	0	0	0	0	0	0	0	0	0	4	4	0.00	1.000

PITCHER	IP	WLS	BF	H	R	ER	SO	BB	IBB	HBP	BLK	WP	HR	S	P	ERA	WHIP

BOTTOM

Philadelphia Phillies @ Montreal Expos

Olympic Stadium, Montreal, QB

Fri Jun 22 1979, 7:05 PM EDT

Att. 40,729 - Unknown

livebaseballscorecards.com

AB	35
R	6
H	14
RBI	6
BB	3
SO	2
LOB	20

WP: 0 PB: 0 SB: 1 CS: 0 PA: 40

Philadelphia Phillies @ Montreal Expos

Olympic Stadium, Montreal, QB

Sat Jun 23 1979, 7:05 PM EDT

Att. 24,439 - Unknown

livebaseballscorecards.com

TOP

Batter	1	2	3	4	5	6	7	8	9	AB	R	H	RBI	BB	SO	LOB
Bake McBride, L (1, 9) OBP: 0.306, SLG: 0.412	5-3		L8			K			5-3	4	0	0	0	0	1	1
Larry Bowa, S (1, 6) OBP: 0.355, SLG: 0.380	G4-6-3 BB			G3			P4		4-3	3	0	0	0	1	0	0
Pete Rose, S (1, 3) OBP: 0.421, SLG: 0.468	G4-6-3 1-2f			G5-4-3 BB			F5		L8	3	0	0	0	1	0	1
Mike Schmidt, R (1, 5) OBP: 0.383, SLG: 0.568		F7		G5-4-3 1-2f			K			3	0	0	0	0	1	1
Greg Luzinski, R (1, 7) OBP: 0.357, SLG: 0.401		K			4-3			1B BB		2	0	0	0	1	1	0
Garry Maddox, R (1, 8) OBP: 0.312, SLG: 0.479		4-3			L8			L9		3	0	0	0	0	0	1
Manny Trillo, R (1, 4) OBP: 0.339, SLG: 0.363			4-3 BB		K			F7		1	0	0	0	1	1	0
Del Unser, L (8, PH) OBP: 0.333, SLG: 0.380										1	0	0	0	0	0	1
Ron Reed, R (8, 1) OBP: 0.400, SLG: 0.500										0	0	0	0	0	0	0
Dave Rader, L (1, 2) OBP: 0.300, SLG: 0.474			4-3 1-2			F7		1-2 1B		3	0	1	0	0	0	1
Nino Espinosa, R (1, 1) OBP: 0.147, SLG: 0.121			K			5-3		F7		2	0	0	0	0	1	1
Tim McCarver, L (8, PH) OBP: 0.351, SLG: 0.365										1	0	0	0	0	0	2
Bud Harrelson, S (8, 4) OBP: 0.383, SLG: 0.314										0	0	0	0	0	0	0

	AB	26
	R	0
	H	1
	RBI	0
	BB	4
	SO	5
	LOB	9

Inning Stats	1	2	3	4	5	6	7	8	9
	R: 0 H: 0 E: 0 LOB: 0 K: 0 BB: 1 S: 2 P: 6	R: 0 H: 0 E: 0 LOB: 0 K: 1 BB: 0 S: 5 P: 5	R: 0 H: 0 E: 0 LOB: 1 K: 1 BB: 1 S: 5 P: 9	R: 0 H: 0 E: 0 LOB: 0 K: 0 BB: 1 S: 2 P: 6	R: 0 H: 0 E: 0 LOB: 0 K: 1 BB: 0 S: 5 P: 5	R: 0 H: 0 E: 0 LOB: 0 K: 1 BB: 0 S: 5 P: 5	R: 0 H: 0 E: 0 LOB: 0 K: 1 BB: 0 S: 5 P: 5	R: 0 H: 1 E: 0 LOB: 2 K: 0 BB: 1 S: 4 P: 8	R: 0 H: 0 E: 0 LOB: 0 K: 0 BB: 0 S: 3 P: 3

	1B: 1	SF: 0	WP: 0	PA: 30
	2B: 0	SAC: 0	PB: 0	
	3B: 0	DP: 2	SB: 0	
	HR: 0	HBP: 0	CS: 0	

PITCHER	IP	WLS	BF	H	R	ER	SO	BB	IBB	HBP	BLK	WP	HR	S	P	ERA	WHIP
Steve Rogers, R (1, 1) ERA: 2.47	9.0	W	30	1	0	0	5	4	0	0	0	0	0	36	52	0.00	0.556

PITCHER	IP	WLS	BF	H	R	ER	SO	BB	IBB	HBP	BLK	WP	HR	S	P	ERA	WHIP

Batter	1	2	3	4	5	6	7	8	9	AB	R	H	RBI	BB	SO	LOB
Warren Cromartie, L (1, 7) OBP: 0.331, SLG: 0.443	6-3		F8			FC4 1B		G3		4	0	1	0	0	0	1
Rodney Scott, S (1, 4) OBP: 0.311, SLG: 0.263	L8		1-3			FC4 1B S SF8 1-2f		S 1B		4	1	1	0	0	0	2
Andre Dawson, R (1, 8) OBP: 0.310, SLG: 0.502	S E 1B			1B G6-4-3 1B		1-3 1B		F9 1-2		4	2	3	0	0	0	1
Tony Perez, R (1, 3) OBP: 0.330, SLG: 0.458	4-3 1-H			G6-4-3 1-3 1B		SF8 3-H				2	0	1	1	0	0	0
Gary Carter, R (1, 2) OBP: 0.353, SLG: 0.507		6-3		G6-4-3 1-2f 3-H		1-3				3	0	0	0	0	0	2
Jerry White, S (1, 9) OBP: 0.303, SLG: 0.397		4-3		F8			G5-4-3 1B			3	0	1	0	0	0	0
Larry Parrish, R (1, 5) OBP: 0.352, SLG: 0.459		F3			P6		G5-4-3 1-2f			3	0	0	0	0	0	1
Chris Speier, R (1, 6) OBP: 0.327, SLG: 0.333			1B		5-3		S S S K			3	0	1	0	0	1	0
Steve Rogers, R (1, 1) OBP: 0.238, SLG: 0.231			F3		1-3			S S S K		3	0	0	0	0	1	1
Inning Stats	R: 1 E: 0 K: 0 S: 4 H: 1 LOB: 0 BB: 0 P: 4	R: 0 E: 0 K: 0 S: 3 H: 0 LOB: 0 BB: 0 P: 3	R: 0 E: 0 K: 0 S: 4 H: 1 LOB: 1 BB: 0 P: 4	R: 1 E: 0 K: 0 S: 4 H: 2 LOB: 0 BB: 0 P: 4	R: 0 E: 0 K: 0 S: 3 H: 0 LOB: 0 BB: 0 P: 3	R: 1 E: 0 K: 0 S: 5 H: 2 LOB: 1 BB: 0 P: 5	R: 0 E: 0 K: 1 S: 5 H: 1 LOB: 0 BB: 0 P: 5	R: 0 E: 0 K: 1 S: 6 H: 1 LOB: 1 BB: 0 P: 6		1B: 8 2B: 0 3B: 0 HR: 0	SF: 1 SAC: 0 DP: 2 HBP: 0					

PITCHER	IP	WLS	BF	H	R	ER	SO	BB	IBB	HBP	BLK	WP	HR	S	P	ERA	WHIP
Nino Espinosa, R (1, 1) ERA: 3.09	7.0	L	26	7	3	2	1	0	0	0	0	0	0	28	28	2.57	1.000
Ron Reed, R (8, 1) ERA: 4.96	1.0		4	1	0	0	1	0	0	0	0	0	0	6	6	0.00	1.000

PITCHER	IP	WLS	BF	H	R	ER	SO	BB	IBB	HBP	BLK	WP	HR	S	P	ERA	WHIP

BOTTOM

Philadelphia Phillies @ Montreal Expos

Olympic Stadium, Montreal, QB

Sat Jun 23 1979, 7:05 PM EDT

Att. 24,439 - Unknown

livebaseballscorecards.com

AB	29
R	3
H	8
RBI	1
BB	0
SO	2
LOB	8

1B: 8 2B: 0 3B: 0 HR: 0 SF: 1 SAC: 0 DP: 2 HBP: 0

WP: 0 PB: 0 SB: 3 CS: 0 PA: 30

Philadelphia Phillies @ Montreal Expos

Olympic Stadium, Montreal, QB

Sun Jun 24 1979, 3:33 AM EDT

Att. 41,593 - Unknown

TOP

livebaseballscorecards.com

Batter	1	2	3	4	5	6	7	8	9	AB	R	H	RBI	BB	SO	LOB
Bake McBride, L (1, 9) OBP: 0.313, SLG: 0.425	0-0 1-3 1B		0-0 ① SH1 2-3	0-0 3B			0-0 ① F9	0-0 S 2-H 1B		4	0	3	1	0	0	0
Larry Bowa, S (1, 6) OBP: 0.351, SLG: 0.373	0-0 ① 1-3 1-2		0-0 ② 4-3	0-0 ③ L9			0-0 ② 6-3	BBBB 4-0 1-2 BB		4	0	0	0	1	0	3
Pete Rose, S (1, 3) OBP: 0.420, SLG: 0.467	0-0 ② L4		0-0 BB 1B 3-H 1B		0-0 ① F8		0-0 BB 1B	0-0 ③ F8		5	1	2	1	0	0	3
Mike Schmidt, R (1, 5) OBP: 0.386, SLG: 0.563	0-0 ③ F8		BBBB 4-0 1B 1-2 BB		0-0 ② F2		BBBB 4-0 1-2 BB		BBBB 4-0 WP BB	2	0	0	0	3	0	1
Greg Luzinski, R (1, 7) OBP: 0.359, SLG: 0.403		0-0 FC5-4 1B	0-0 1-2 2-H 1B		0-0 ③ P4		0-0 ③ 5-3		SSS 0-3 ① K 1-2	4	0	2	1	0	0	2
Tug McGraw, R (7, 1) OBP: 0.500, SLG: 0.500										1	0	0	0	0	1	1
Garry Maddox, R (1, 8) OBP: 0.310, SLG: 0.473		0-0 ① FC5-4 1B 1-2f	0-0 ③ F3			0-0 ① P6		0-0 E7 1B 1B	0-0 ② 5-3	5	1	1	0	0	0	4
Manny Trillo, R (1, 4) OBP: 0.333, SLG: 0.355		0-0 CS 1-3 1B		0-0 ① F7		0-0 ② 4-3	SSS 0-3 ① K		0-0 ③ 4-3	5	0	1	0	0	1	2
Bob Boone, R (1, 2) OBP: 0.360, SLG: 0.403		0-0 ② ③ F8 1-2		0-0 ② 6-3		0-0 2B 1B		0-0 1B 2-H 1B		4	1	2	1	0	0	2
Larry Christenson, R (1, 1) OBP: 0.550, SLG: 0.944			0-0 SH1 1B 2B	0-0 HR		0-0 ③ 1-H 2B		SSS 0-3 ② K		3	2	3	1	0	0	0
Greg Gross, L (7, 7) OBP: 0.300, SLG: 0.432										0	0	0	0	0	0	0
Mike Anderson, R (8, PH) OBP: 0.393, SLG: 0.304										1	0	0	0	0	1	1
(8, 7)																

	AB	38
	R	5
	H	14
	RBI	5
	BB	4
	SO	3
	LOB	19

Inning Stats																																		
	R: 0	H: 1	R: 0	H: 2	R: 2	H: 3	R: 1	H: 2	R: 0	H: 0	R: 0	H: 2	R: 0	H: 1	R: 2	H: 3	R: 0	H: 0	1B: 10	SF: 0	WP: 1	PA: 43
	E: 0	LOB: 1	E: 0	LOB: 1	E: 0	LOB: 2	E: 0	LOB: 1	E: 0	LOB: 0	E: 0	LOB: 2	E: 0	LOB: 2	E: 1	LOB: 2	E: 0	LOB: 1	2B: 2	SAC: 1	PB: 0	
	K: 0	BB: 0	K: 0	BB: 0	K: 0	BB: 1	K: 0	BB: 0	K: 0	BB: 0	K: 0	BB: 1	K: 0	BB: 1	K: 2	BB: 1	K: 1	BB: 1	3B: 1	DP: 0	SB: 1	
	S: 4	P: 4	S: 4	P: 4	S: 6	P: 10	S: 5	P: 5	S: 3	P: 3	S: 4	P: 4	S: 4	P: 8	S: 10	P: 14	S: 5	P: 9	HR: 1	HBP: 0	CS: 1	

PITCHER		IP	WLS	BF	H	R	ER	SO	BB	IBB	HBP	BLK	WP	HR	S	P	ERA	WHIP
Bill Lee, L ERA: 3.69	(1, 1)	6.2	L	31	11	3	3	0	2	0	0	0	0	1	29	37	4.05	1.950
Elias Sosa, R ERA: 1.7	(7, 1)	0.1		1	0	0	0	0	0	0	0	0	0	0	1	1	0.00	0.000
David Palmer, R ERA: 3.96	(8, 1)	0.1		3	2	2	1	1	0	0	0	0	0	0	5	5	27.00	6.000
Woodie Fryman, L ERA: 1.38	(8, 1)	1.2		8	1	0	0	2	2	0	0	0	1	0	10	18	0.00	1.800

PITCHER	IP	WLS	BF	H	R	ER	SO	BB	IBB	HBP	BLK	WP	HR	S	P	ERA	WHIP

Batter	1	2	3	4	5	6	7	8	9	AB	R	H	RBI	BB	SO	LOB
Warren Cromartie, L (1, 7) OBP: 0.333, SLG: 0.442	CS 1B		6-3		FC6-4 BB		F8			3	0	1	0	1	0	1
Rodney Scott, S (1, 4) OBP: 0.310, SLG: 0.263	G2 1-2		1-3		F8		CS 1B			4	0	1	0	0	0	3
Andre Dawson, R (1, 8) OBP: 0.306, SLG: 0.494	K			P4	FC6-4 1-2f		CS 1-2	K		4	0	0	0	0	2	1
Tony Perez, R (1, 3) OBP: 0.329, SLG: 0.452		L6		1B 1B BB		F9		K		3	1	0	0	1	1	0
Gary Carter, R (1, 2) OBP: 0.355, SLG: 0.511		6-3		2-3 1B 1-2 1B		F9 2B		5-3		4	1	2	0	0	0	0
Tom Hutton, L (1, 9) OBP: 0.389, SLG: 0.438		1B		2-3 1-2 2-H 1B		F9 2-3			K	4	0	2	1	0	1	1
Larry Parrish, R (1, 5) OBP: 0.351, SLG: 0.460		K	2-3 1-2 2-3			1B 3-H 2B			6-3	4	0	1	1	0	1	3
Chris Speier, R (1, 6) OBP: 0.330, SLG: 0.337			SH1 1B	F8		1B 2-3			6-3	4	0	2	0	0	0	2
Bill Lee, L (1, 1) OBP: 0.182, SLG: 0.182			SH1 1-2		4-3		5-3			1	0	0	0	0	0	0
Elias Sosa, R (7, 1) OBP: 0.250, SLG: 0.375										0	0	0	0	0	0	0
Dave Cash, R (7, PH) OBP: 0.533, SLG: 0.538										1	0	0	0	0	0	0
David Palmer, R (8, 1)										0	0	0	0	0	0	0
Woodie Fryman, R (8, 1)										0	0	0	0	0	0	0
Inning Stats	R: 0 E: 0 K: 1 S: 5 H: 1 LOB: 0 BB: 0 P: 5	R: 0 E: 0 K: 1 S: 6 H: 1 LOB: 1 BB: 0 P: 6	R: 0 E: 0 K: 0 S: 4 H: 1 LOB: 1 BB: 0 P: 4	R: 1 E: 0 K: 0 S: 5 H: 2 LOB: 2 BB: 1 P: 9	R: 0 E: 0 K: 0 S: 3 H: 0 LOB: 1 BB: 1 P: 7	R: 1 E: 0 K: 0 S: 5 H: 3 LOB: 2 BB: 0 P: 5	R: 0 E: 0 K: 0 S: 3 H: 1 LOB: 0 BB: 0 P: 3	R: 0 E: 0 K: 2 S: 7 H: 0 LOB: 0 BB: 0 P: 7	R: 0 E: 0 K: 1 S: 5 H: 0 LOB: 0 BB: 0 P: 5	1B: 7 2B: 2 3B: 0 HR: 0	SF: 0 SAC: 1 DP: 0 HBP: 0						

PITCHER	IP	WLS	BF	H	R	ER	SO	BB	IBB	HBP	BLK	WP	HR	S	P	ERA	WHIP
Larry Christenson, R (1, 1) ERA: 4.25	6.0	W	26	8	2	2	2	2	0	0	0	0	0	28	36	3.00	1.667
Tug McGraw, L (7, 1) ERA: 2.61	3.0	S	9	1	0	0	3	0	0	0	0	0	0	15	15	0.00	0.333

PITCHER	IP	WLS	BF	H	R	ER	SO	BB	IBB	HBP	BLK	WP	HR	S	P	ERA	WHIP

BOTTOM

Philadelphia Phillies @ Montreal Expos

Olympic Stadium, Montreal, QB

Sun Jun 24 1979, 3:33 AM EDT

Att. 41,593 - Unknown

livebaseballscorecards.com

AB	32
R	2
H	9
RBI	2
BB	2
SO	5
LOB	11

PA: 36

WP: 0 PB: 0 SB: 0 CS: 2

Batter	1	2	3	4	5	6	7	8	9	10	11	AB	R	H	RBI	BB	SO	LOB
Jerry White, S (1, 8) OBP: 0.270, SLG: 0.444	L8		1B			F9		1B		FC6-4 1-2f		5	0	2	0	0	0	1
Rodney Scott, S (1, 4) OBP: 0.336, SLG: 0.302	1-3		K			4-3 1B	1B	K		5-3		5	1	1	0	0	2	2
Warren Cromartie, L (1, 7) OBP: 0.345, SLG: 0.468	4-3		F7			4-3 1-2		6-3			HR	5	1	1	1	0	0	2
Gary Carter, R (1, 2) OBP: 0.384, SLG: 0.619		5-3		G6-4-3 1B		BB 2-H	1B		6-3		F7	5	0	2	1	0	0	0
Tony Solaita, L (1, 3) OBP: 0.471, SLG: 0.692		4-3 BB		K			BB 1-2		HR		K	3	1	1	1	2	2	1
Ellis Valentine, R (1, 9) OBP: 0.265, SLG: 0.312		4-3 1-2		G6-4-3 1-2f		F9			L6		K	5	0	0	0	0	1	4
Larry Parrish, R (1, 5) OBP: 0.339, SLG: 0.413		FC6-4 BB			F9		K		K			3	0	0	0	1	2	0
Chris Speier, R (1, 6) OBP: 0.376, SLG: 0.368		FC6-4 1-2f			6-3		K			FC6-4 1B		4	0	1	0	0	1	2
Andre Dawson, R (10, PR) OBP: 0.320, SLG: 0.580												0	0	0	0	0	0	0
Jim Mason, L (10, 6) OBP: 0.250, SLG: 0.250												0	0	0	0	0	0	0
Dan Schatzeder, L (1, 1) OBP: 0.222, SLG: 0.125			L9		4-1		K				K	3	0	0	0	0	1	0
Woodie Fryman, R (8, 1)												0	0	0	0	0	0	0
Elias Sosa, R (9, 1) OBP: 0.200, SLG: 0.200												1	0	0	0	0	1	1
Inning Stats	R: 0 E: 0 K: 0 S: 3 — H: 0 LOB: 0 BB: 0 P: 3	R: 0 E: 0 K: 0 S: 3 — H: 0 LOB: 2 BB: 2 P: 11	R: 0 E: 0 K: 1 S: 6 — H: 1 LOB: 1 BB: 0 P: 6	R: 0 E: 0 K: 1 S: 5 — H: 1 LOB: 0 BB: 0 P: 5	R: 0 E: 0 K: 0 S: 3 — H: 0 LOB: 0 BB: 0 P: 3	R: 1 E: 0 K: 0 S: 5 — H: 2 LOB: 2 BB: 1 P: 9	R: 0 E: 0 K: 3 S: 9 — H: 0 LOB: 0 BB: 0 P: 9	R: 0 E: 0 K: 1 S: 5 — H: 1 LOB: 0 BB: 0 P: 5	R: 1 E: 0 K: 1 S: 6 — H: 1 LOB: 0 BB: 0 P: 6	R: 0 E: 0 K: 1 S: 6 — H: 1 LOB: 1 BB: 0 P: 6	R: 1 E: 0 K: 2 S: 8 — H: 1 LOB: 0 BB: 0 P: 8	1B: 6 2B: 0 3B: 0 HR: 2 — SF: 0 SAC: 0 DP: 1 HBP: 0						

PITCHER	IP	WLS	BF	H	R	ER	SO	BB	IBB	HBP	BLK	WP	HR	S	P	ERA	WHIP
Silvio Martinez, R (1, 1) ERA: 2.64	9.0		34	6	2	2	7	3	0	0	0	0	1	45	57	2.00	1.000
Buddy Schultz, L (10, 1) ERA: 4.32	2.0	L	8	2	1	1	3	0	0	0	0	0	1	14	14	4.50	1.000

PITCHER	IP	WLS	BF	H	R	ER	SO	BB	IBB	HBP	BLK	WP	HR	S	P	ERA	WHIP

Montreal Expos @ St. Louis Cardinals

Busch Stadium, St. Louis, MO

Mon Jun 25 1979, 3:33 AM CDT

Att. 18,225 - Unknown

TOP

livebaseballscorecards.com

AB	39
R	3
H	8
RBI	3
BB	3
SO	10
LOB	13

Montreal Expos @ St. Louis Cardinals

Busch Stadium, St. Louis, MO

Mon Jun 25 1979, 3:33 AM CDT

Att. 18,225 - Unknown

livebaseballscorecards.com

BOTTOM

Batter	1	2	3	4	5	6	7	8	9	10	11	AB	R	H	RBI	BB	SO	LOB
Jerry Mumphrey, S (1, 7) (4, 9) OBP: 0.320, SLG: 0.333	4-3		F8 2B		5-3		K			CS 1B		5	0	2	0	0	1	1
Tony Scott, S (1, 8) OBP: 0.309, SLG: 0.405	F9		K		K			G4-6-3 BB		F8 1-2		4	0	0	0	1	2	2
Keith Hernandez, L (1, 3) OBP: 0.301, SLG: 0.421	6-3		F8 2-3		3-1			F9			4-3	5	0	0	0	0	0	2
George Hendrick, R (1, 9) OBP: 0.377, SLG: 0.483		2B 2B	K			K		G4-6-3 1-2f			E6 G6-4-3	2	1	1	0	0	1	1
Dane Iorg, L (4, 7) OBP: 0.310, SLG: 0.389												3	0	0	0	0	1	1
Ken Reitz, R (1, 5) OBP: 0.308, SLG: 0.405		F7 1B 2B 2-H		P6		L7			4-3		G6-4-3 1-2f	5	1	1	1	0	0	1
Steve Swisher, R (1, 2) OBP: 0.267, SLG: 0.083		F7 2-3		BB 1B		F9			L9			4	0	1	0	0	0	1
Mike Tyson, R (1, 4) OBP: 0.276, SLG: 0.405		FC4-6 1B 3-H		F8			F8		2B			4	0	2	1	0	0	1
Mike Phillips, L (1, 6) OBP: 0.300, SLG: 0.276		FC4-6 1-2f		BB 1-2			K		K			2	0	0	0	1	1	1
Roger Freed, R (9, PH) OBP: 0.300, SLG: 0.500												0	0	0	0	0	0	0
Bernie Carbo, L (9, PH) OBP: 0.188, SLG: 0.154												1	0	0	0	0	1	1
Buddy Schultz, R (10, 1)												0	0	0	0	0	0	0
Silvio Martinez, R (1, 1) OBP: 0.154, SLG: 0.167		K		K			2B			F7		3	0	1	0	0	2	3
Garry Templeton, S (10, 6) OBP: 0.281, SLG: 0.321												0	0	0	0	0	0	0
Ken Oberkfell, L (10, PH) (11, 6) OBP: 0.361, SLG: 0.419												1	0	0	0	0	0	0
Inning Stats	R: 0 E: 0 K: 0 S: 3 H: 0 LOB: 0 BB: 0 P: 3	R: 2 E: 0 K: 1 S: 8 H: 3 LOB: 1 BB: 0 P: 8	R: 0 E: 0 K: 2 S: 8 H: 1 LOB: 1 BB: 0 P: 8	R: 0 E: 0 K: 1 S: 6 H: 1 LOB: 2 BB: 1 P: 10	R: 0 E: 0 K: 1 S: 5 H: 0 LOB: 0 BB: 0 P: 5	R: 0 E: 0 K: 1 S: 5 H: 0 LOB: 0 BB: 0 P: 5	R: 0 E: 0 K: 2 S: 8 H: 1 LOB: 1 BB: 0 P: 8	R: 0 E: 0 K: 0 S: 2 H: 0 LOB: 0 BB: 1 P: 6	R: 0 E: 0 K: 1 S: 6 H: 1 LOB: 1 BB: 0 P: 6	R: 0 E: 0 K: 0 S: 3 H: 1 LOB: 0 BB: 0 P: 3	R: 0 E: 1 K: 0 S: 3 H: 0 LOB: 0 BB: 0 P: 3	1B: 3 2B: 5 3B: 0 HR: 0	SF: 0 SAC: 0 DP: 2 HBP: 0		WP: 0 PB: 0 SB: 0 CS: 1	PA: 41		

	AB	39
	R	2
	H	8
	RBI	2
	BB	2
	SO	9
	LOB	15

PITCHER	IP	WLS	BF	H	R	ER	SO	BB	IBB	HBP	BLK	WP	HR	S	P	ERA	WHIP
Dan Schatzeder, L (1, 1) ERA: 2.49	7.0		29	6	2	2	8	2	0	0	0	0	0	43	51	2.57	1.143
Woodie Fryman, L (8, 1) ERA: 2.45	1.2		5	1	0	0	0	0	0	0	0	0	0	5	5	0.00	0.600
Elias Sosa, R (9, 1) ERA: 1.78	2.1	W	7	1	0	0	1	0	0	0	0	0	0	9	9	0.00	0.429

PITCHER	IP	WLS	BF	H	R	ER	SO	BB	IBB	HBP	BLK	WP	HR	S	P	ERA	WHIP

Batter	1	2	3	4	5	6	7	8	9	AB	R	H	RBI	BB	SO	LOB
Warren Cromartie, L (1, 7) OBP: 0.332, SLG: 0.448	SSS 0-3 ① K		x 0-0 ① 2-H 3-H 1B		x 0-0 ② G3	SSS 0-3 ③ K			x 0-0 ② B3	5	0	1	1	0	2	1
Rodney Scott, S (1, 4) OBP: 0.316, SLG: 0.270	BBBB 4-0 CS BB		x 0-0 ② 6-3		BBBB 4-0 FC5-4 BB		x 0-0 SH1-3 PB 2B		x 0-0 1B 1B	3	1	2	0	2	0	1
Andre Dawson, R (1, 8) OBP: 0.301, SLG: 0.483	x 0-0 ② F3 1-2		x 0-0 ③ 6-3		x 0-0 ③ FC5-4 1-2f		x 0-0 ① SH1-3 2-3		x 0-0 1-3 1B	4	0	1	0	0	0	3
Tony Perez, R (1, 3) OBP: 0.333, SLG: 0.461	x 0-0 ③ 6-3			x 0-0 2B		x 0-0 1B 1-3 1B	x 0-0 ② 4-3 3-H		x 0-0 ③ 4-3	5	1	2	0	0	0	3
Gary Carter, R (1, 2) OBP: 0.360, SLG: 0.526		x 0-0 ① P4		x 0-0 ① 5-3		x 0-0 1-3 G3 1-3 1B 1B	x 0-0 ③ 5-3			4	1	1	0	0	0	1
Jerry White, S (1, 9) OBP: 0.297, SLG: 0.371		x 0-0 ② L7		SSS 0-3 ② K		x 0-0 ① G3 1-2		x 0-0 ① F9		4	0	0	0	0	1	3
Larry Parrish, R (1, 5) OBP: 0.356, SLG: 0.468		x 0-0 ③ F7		BBBB 4-0 BB		I I I 4-0 1-3 1B IBB		x 0-0 ② 6-3		2	1	0	0	2	0	0
Chris Speier, R (1, 6) OBP: 0.326, SLG: 0.332 Tom Hutton, L (6, PH) OBP: 0.378, SLG: 0.424 Jim Mason, L (6, 6) OBP: 0.313, SLG: 0.345			x 0-0 E 1B 1B 1B	x 0-0 ③ F9		x 0-0 ② 1-3 1-2 2-3 3-H		x 0-0 ③ F9		2 1 1	1 0 0	1 0 0	0 1 0	0 0 0	0 0 0	2 2 0
Ross Grimsley, L (1, 1) OBP: 0.229, SLG: 0.257 Stan Bahnsen, R (6, 1) Woodie Fryman, R (7, 1)			x 0-0 E2 1-3 1B 1B		x 0-0 ① F7	x 0-0 2-H 3-H 1B			x 0-0 ① 4-3	3 0 1	0 0 0	2 0 0	2 0 0	0 0 0	0 0 0	0 0 0
Inning Stats	R: 0 E: 0 K: 1 S: 5 H: 0 LOB: 1 BB: 1 P: 9	R: 0 E: 0 K: 0 S: 3 H: 0 LOB: 0 BB: 0 P: 3	R: 1 E: 1 K: 0 S: 5 H: 3 LOB: 1 BB: 0 P: 5	R: 0 E: 0 K: 1 S: 6 H: 1 LOB: 2 BB: 1 P: 10	R: 0 E: 0 K: 0 S: 3 H: 0 LOB: 1 BB: 1 P: 7	R: 3 E: 0 K: 1 S: 8 H: 3 LOB: 1 BB: 1 P: 12	R: 1 E: 0 K: 0 S: 4 H: 1 LOB: 0 BB: 0 P: 4	R: 0 E: 0 K: 0 S: 3 H: 0 LOB: 0 BB: 0 P: 3	R: 0 E: 0 K: 0 S: 5 H: 2 LOB: 2 BB: 0 P: 5	1B: 8 2B: 2 3B: 0 HR: 0	SF: 0 SAC: 1 DP: 0 HBP: 0						

PITCHER		IP	WLS	BF	H	R	ER	SO	BB	IBB	HBP	BLK	WP	HR	S	P	ERA	WHIP
John Denny, R ERA: 4.8	(1, 1)	7.0	L	32	8	5	4	3	3	1	0	0	0	0	34	50	5.14	1.571
Will McEnaney, L ERA: 1.57	(8, 1)	1.2		7	2	0	0	0	0	0	0	0	0	0	7	7	0.00	1.200
George Frazier, R ERA:	(9, 1)	0.1		1	0	0	0	0	0	0	0	0	0	0	1	1	0.00	0.000

PITCHER	IP	WLS	BF	H	R	ER	SO	BB	IBB	HBP	BLK	WP	HR	S	P	ERA	WHIP

TOP

Montreal Expos @ St. Louis Cardinals

Busch Stadium, St. Louis, MO

Tue Jun 26 1979, 7:05 PM CDT

Att. 16,791 - Unknown

livebaseballscorecards.com

AB	35
R	5
H	10
RBI	4
BB	4
SO	3
LOB	16

1B: 8	SF: 0	WP: 0	PA: 40
2B: 2	SAC: 1	PB: 1	
3B: 0	DP: 0	SB: 0	
HR: 0	HBP: 0	CS: 1	

Montreal Expos @ St. Louis Cardinals

Busch Stadium, St. Louis, MO

Tue Jun 26 1979, 7:05 PM CDT

Att. 16,791 - Unknown

BOTTOM

Batter	1	2	3	4	5	6	7	8	9	AB	R	H	RBI	BB	SO	LOB
Garry Templeton, S (1, 6) OBP: 0.338, SLG: 0.407	F3		FC4-6, FC4, 1B 1B		6-3		K			4	1	1	0	0	1	1
Lou Brock, L (1, 7) OBP: 0.372, SLG: 0.462	S 1B		FC4-6 1-2 1B		6-3		1-2 1B			4	0	3	0	0	0	0
Keith Hernandez, L (1, 3) OBP: 0.380, SLG: 0.500	F2 1-2		FC4-6, FC4 1-2f 2-3			F8	K			4	0	0	0	0	1	5
George Hendrick, R (1, 9) OBP: 0.395, SLG: 0.521	4-3		FC4 1-2f 3-H			2B BB		K		3	1	0	1	1	1	2
Tony Scott, S (1, 8) OBP: 0.336, SLG: 0.411		1B, SF8 1B	L7			1-H 2B		K		4	1	2	1	0	1	1
Ken Reitz, R (1, 5) OBP: 0.312, SLG: 0.401		WP 1-3 1B		5-3		F8		F7		4	0	1	0	0	0	1
Steve Swisher, R (1, 2) OBP: 0.189, SLG: 0.188 Terry Kennedy, L (6, PH) (7, 2)		SF8 3-H		F2		G3			F9	1 2	0 0	0 0	1 0	0 0	0 0	0 1
Mike Tyson, R (1, 4) OBP: 0.261, SLG: 0.348 Ken Oberkfell, L (7, PH) OBP: 0.363, SLG: 0.418 (8, 4) Jerry Mumphrey, S (9, PH) OBP: 0.330, SLG: 0.357		F7 1-2		L5			4-3		F9	2 1 1	0 0 0	0 0 0	0 0 0	0 0 0	1 0 0	1 0 0
John Denny, R (1, 1) OBP: 0.108, SLG: 0.167 Bernie Carbo, L (7, PH) OBP: 0.308, SLG: 0.158 Will McEnaney, L (8, 1) George Frazier, R (9, 1) Roger Freed, R (9, PH) OBP: 0.364, SLG: 0.611		5-3			K		BB 1B BB		L6	2 0 0 0 1	0 0 0 0 0	0 0 0 0 0	0 1 0 0 0	1 0 0 0 0	1 0 0 0 0	1 0 0 0 0
Inning Stats	R: 0 E: 0 K: 0 S: 4 H: 1 LOB: 1 BB: 0 P: 4	R: 1 E: 0 K: 0 S: 5 H: 2 LOB: 1 BB: 0 P: 5	R: 1 E: 0 K: 0 S: 5 H: 2 LOB: 1 BB: 0 P: 5	R: 0 E: 0 K: 0 S: 3 H: 0 LOB: 0 BB: 0 P: 3	R: 0 E: 0 K: 1 S: 5 H: 0 LOB: 0 BB: 0 P: 5	R: 1 E: 0 K: 0 S: 4 H: 1 LOB: 1 BB: 1 P: 8	R: 0 E: 0 K: 2 S: 8 H: 1 LOB: 2 BB: 1 P: 12	R: 0 E: 0 K: 2 S: 7 H: 0 LOB: 0 BB: 0 P: 7	R: 0 E: 0 K: 0 S: 3 H: 0 LOB: 0 BB: 0 P: 3	1B: 6 2B: 1 3B: 0 HR: 0	SF: 1 SAC: 0 DP: 0 HBP: 0			WP: 1 PB: 0 SB: 1 CS: 0		PA: 36	

livebaseballscorecards.com

	AB	33
	R	3
	H	7
	RBI	3
	BB	2
	SO	5
	LOB	13

PITCHER		IP	WLS	BF	H	R	ER	SO	BB	IBB	HBP	BLK	WP	HR	S	P	ERA	WHIP
Ross Grimsley, L ERA: 4.69	(1, 1)	5.1	W	23	6	3	3	1	1	0	0	0	1	0	24	28	5.06	1.312
Stan Bahnsen, R ERA: 2.68	(6, 1)	1.1		6	1	0	0	1	1	0	0	0	0	0	7	11	0.00	1.500
Woodie Fryman, L ERA: 1.27	(7, 1)	2.1	S	7	0	0	0	3	0	0	0	0	0	0	13	13	0.00	0.000

PITCHER	IP	WLS	BF	H	R	ER	SO	BB	IBB	HBP	BLK	WP	HR	S	P	ERA	WHIP

Montreal Expos @ St. Louis Cardinals

Busch Stadium, St. Louis, MO

Wed Jun 27 1979, 7:05 PM CDT

Att. 14,864 - Unknown

TOP

livebaseballscorecards.com

Batter	1	2	3	4	5	6	7	8	9	AB	R	H	RBI	BB	SO	LOB
Warren Cromartie, L (1, 7) OBP: 0.328, SLG: 0.441	4-3		4-3			F7			4-3	4	0	0	0	0	0	0
Rodney Scott, S (1, 4) OBP: 0.312, SLG: 0.266	4-3			K			L8		L4	4	0	0	0	0	1	0
Andre Dawson, R (1, 8) OBP: 0.298, SLG: 0.478	E7			F9			6-3			3	0	0	0	0	0	0
Tony Solaita, L (1, 3) OBP: 0.467, SLG: 0.528	G3			K			4-3			3	0	0	0	0	1	1
Jerry White, S (1, 9) OBP: 0.286, SLG: 0.356		K			F8			4-3		3	0	0	0	0	1	0
Larry Parrish, R (1, 5) OBP: 0.351, SLG: 0.462		4-3			K			5-3		3	0	0	0	0	1	0
Duffy Dyer, R (1, 2) OBP: 0.348, SLG: 0.429		K			4-3			1B		3	0	1	0	0	1	0
Chris Speier, R (1, 6) OBP: 0.322, SLG: 0.327			F7			F8		K		3	0	0	0	0	1	1
Steve Rogers, R (1, 1) OBP: 0.233, SLG: 0.225			4-3			K			1-3	1	0	0	0	0	0	0
Dave Cash, R (6, PH) OBP: 0.500, SLG: 0.500										1	0	0	0	0	1	0
Rudy May, L (6, 1)										0	0	0	0	0	0	0
Tom Hutton, L (9, PH) OBP: 0.368, SLG: 0.412										1	0	0	0	0	0	0

	AB	29
	R	0
	H	1
	RBI	0
	BB	0
	SO	7
	LOB	2

Inning Stats										
	R: 0	H: 0	R: 0	H: 0	R: 0	H: 0	R: 0	H: 0	R: 0	H: 0
	E: 1	LOB: 1	E: 0	LOB: 0	E: 0	LOB: 0	E: 0	LOB: 0	E: 0	LOB: 0
	K: 0	BB: 0	K: 2	BB: 0	K: 0	BB: 0	K: 1	BB: 0	K: 0	BB: 0
	S: 4	P: 4	S: 7	P: 7	S: 3	P: 3	S: 7	P: 7	S: 5	P: 5

	R: 0	H: 0	R: 0	H: 0	R: 0	H: 1	R: 0	H: 0	1B: 1	SF: 0	WP: 0	PA: 29
	E: 0	LOB: 0	E: 0	LOB: 1	E: 0	LOB: 0	E: 0	LOB: 0	2B: 0	SAC: 0	PB: 0	
	K: 1	BB: 0	K: 1	BB: 0	K: 0	BB: 0	K: 0	BB: 0	3B: 0	DP: 0	SB: 0	
	S: 5	P: 5	S: 6	P: 6	S: 3	P: 3	S: 3	P: 3	HR: 0	HBP: 0	CS: 0	

PITCHER		IP	WLS	BF	H	R	ER	SO	BB	IBB	HBP	BLK	WP	HR	S	P	ERA	WHIP
Silvio Martinez, R ERA: 2.62	(1, 1)	9.0	W	29	1	0	0	7	0	0	0	0	0	0	43	43	0.00	0.111

PITCHER	IP	WLS	BF	H	R	ER	SO	BB	IBB	HBP	BLK	WP	HR	S	P	ERA	WHIP

Batter	1	2	3	4	5	6	7	8	9	AB	R	H	RBI	BB	SO	LOB
Garry Templeton, S (1, 6) OBP: 0.340, SLG: 0.409	S 1B 1B	1B 1B 1B 1-2 2-3		G3			P6			4	2	2	0	0	0	0
Lou Brock, L (1, 7) OBP: 0.375, SLG: 0.460	F7 1-2	BB 1B 1B 1-3 2-H 3-H		4-3			PB S 1B HBP			3	1	1	2	0	0	1
Tony Scott, S (1, 8) OBP: 0.334, SLG: 0.409	K	BB 1B 1-2 3-H		K			K 1-3			4	0	1	1	0	3	2
Dane Iorg, L (1, 9) OBP: 0.319, SLG: 0.357 George Hendrick, R (7, PH) (8, 9) OBP: 0.398, SLG: 0.523	1B 2-H	L9			F5		1B 3-H			3 1	0 0	1 1	1 1	0 0	0 0	2 0
Keith Hernandez, L (1, 3) OBP: 0.381, SLG: 0.496	BB	BB 1-2 2-3			K		L6			2	0	0	0	2	1	1
Terry Kennedy, L (1, 2)	L7	L4			4-3			F7		4	0	0	0	0	0	5
Ken Oberkfell, L (1, 5) OBP: 0.362, SLG: 0.415 Ken Reitz, R (8, 5) OBP: 0.311, SLG: 0.399		1B 1B 1B 1B	4-3			F2		K		3 1	1 0	1 0	0 0	0 0	0 1	0 0
Mike Phillips, L (1, 4) OBP: 0.308, SLG: 0.289		1B 1-2 1B	K			K		K		4	1	1	0	0	3	0
Silvio Martinez, R (1, 1) OBP: 0.067, SLG: 0.071		P1	K			K				3	0	0	0	0	2	2
Inning Stats	R: 1 H: 2 E: 0 LOB: 2 K: 1 BB: 1 S: 7 P: 11	R: 3 H: 5 E: 0 LOB: 3 K: 0 BB: 1 S: 8 P: 12	R: 0 H: 0 E: 0 LOB: 0 K: 2 BB: 0 S: 7 P: 7	R: 0 H: 0 E: 0 LOB: 0 K: 1 BB: 0 S: 5 P: 5	R: 0 H: 0 E: 0 LOB: 0 K: 1 BB: 0 S: 5 P: 5	R: 0 H: 0 E: 0 LOB: 0 K: 2 BB: 0 S: 7 P: 7	R: 1 H: 1 E: 0 LOB: 1 K: 1 BB: 0 S: 6 P: 7	R: 0 H: 0 E: 0 LOB: 0 K: 2 BB: 0 S: 7 P: 7		1B: 8 SF: 0 2B: 0 SAC: 0 3B: 0 DP: 0 HR: 0 HBP: 1				WP: 0 PA: 35 PB: 1 SB: 2 CS: 0		

PITCHER		IP	WLS	BF	H	R	ER	SO	BB	IBB	HBP	BLK	WP	HR	S	P	ERA	WHIP
Steve Rogers, R ERA: 2.66	(1, 1)	5.0	L	24	7	4	4	5	2	0	0	0	0	0	32	40	7.20	1.800
Rudy May, L ERA: 3.6	(6, 1)	3.0		11	1	1	1	5	0	0	1	0	0	0	20	21	3.00	0.333

PITCHER	IP	WLS	BF	H	R	ER	SO	BB	IBB	HBP	BLK	WP	HR	S	P	ERA	WHIP

BOTTOM

Montreal Expos @ St. Louis Cardinals

Busch Stadium, St. Louis, MO

Wed Jun 27 1979, 7:05 PM CDT

Att. 14,864 - Unknown

livebaseballscorecards.com

AB	32
R	5
H	8
RBI	5
BB	2
SO	10
LOB	13

Montreal Expos @ Pittsburgh Pirates

Three Rivers Stadium, Pittsburgh, PA

Fri Jun 29 1979, 7:05 PM EDT

Att. 35,677 - Unknown

TOP

livebaseballscorecards.com

Batter	1	2	3	4	5	6	7	8	9	AB	R	H	RBI	BB	SO	LOB
Warren Cromartie, L (1, 7) OBP: 0.322, SLG: 0.434	S S S 0-3 ① K		S S S 0-3 ① K	x 0-0 ③ F7		x 0-0 ② L3			x 0-0 ①② G3-6-3 1-2f	5	0	0	0	0	2	4
Rodney Scott, S (1, 4) OBP: 0.315, SLG: 0.267	S S S 0-3 ② K		x 0-0 1-2 1B		B B B 4-0 BB	S S S 0-3 ③ K			S S S 0-3 ③ K	3	0	1	0	1	2	0
David Palmer, R (6, 1)										0	0	0	0	0	0	0
Woodie Fryman, R (8, 1)										0	0	0	0	0	0	0
Tony Solaita, L (9, PH) OBP: 0.457, SLG: 0.514										1	0	0	0	0	1	0
Andre Dawson, R (1, 8) OBP: 0.294, SLG: 0.471	S S S 0-3 ③ K		x 0-0 ② L7		x 0-0 ① F8		x 0-0 ① F8			4	0	0	0	0	1	3
Tony Perez, R (1, 3) OBP: 0.332, SLG: 0.457		S S S 0-3 ① K	x 0-0 ③ FC5 2-3f		x 0-0 ② F8		x 0-0 G5-4-3 1B			4	0	1	0	0	1	3
Gary Carter, R (1, 2) OBP: 0.354, SLG: 0.517		S S S 0-3 ② K		x 0-0 ① 5-3	x 0-0 ③ 4-3		x 0-0 ②③ G5-4-3 1-2f			4	0	0	0	0	1	2
Jerry White, S (1, 9) OBP: 0.309, SLG: 0.429		x 0-0 1B E 1B		x 0-0 HR		x 0-0 1B HR 2B		x 0-0 ① 4-3		4	3	3	1	0	0	0
Larry Parrish, R (1, 5) OBP: 0.354, SLG: 0.462		x 0-0 E7 WP 1-H 1B		x 0-0 2B 1B		x 0-0 ① 5-3		x 0-0 ② 1-3		4	0	2	0	0	0	1
Chris Speier, R (1, 6) OBP: 0.325, SLG: 0.335		x 0-0 ③ 4-3 2-3		x 0-0 1-3 2B		x 0-0 HR 2-3 1B		x 0-0 ③ 4-3		4	1	2	0	0	0	1
Bill Lee, L (1, 1) OBP: 0.206, SLG: 0.206			x 0-0 FC5 1B 1B	S S S 0-3 ② K		x 0-0 1-H 3-H HR			x 0-0 G3-6-3 1B	1	0	1	0	0	0	0
Ellis Valentine, R (4, PH) OBP: 0.299, SLG: 0.413										1	0	0	0	0	1	2
Stan Bahnsen, R (4, 1)										0	0	0	0	0	0	0
Tom Hutton, L (6, PH) OBP: 0.385, SLG: 0.514										1	1	1	3	0	0	0
Dave Cash, R (6, 4) OBP: 0.529, SLG: 0.533										1	0	1	0	0	0	0
Inning Stats	R: 0 E: 0 K: 3 S: 9 H: 0 LOB: 0 BB: 0 P: 9	R: 1 E: 1 K: 2 S: 9 H: 2 LOB: 1 BB: 0 P: 9	R: 0 E: 0 K: 1 S: 7 H: 2 LOB: 2 BB: 0 P: 7	R: 1 E: 0 K: 1 S: 8 H: 3 LOB: 2 BB: 0 P: 8	R: 0 E: 0 K: 0 S: 3 H: 0 LOB: 1 BB: 1 P: 7	R: 3 E: 0 K: 1 S: 8 H: 3 LOB: 0 BB: 0 P: 8	R: 0 E: 0 K: 0 S: 3 H: 1 LOB: 0 BB: 0 P: 3	R: 0 E: 0 K: 0 S: 3 H: 0 LOB: 0 BB: 0 P: 3	R: 0 E: 0 K: 1 S: 5 H: 1 LOB: 0 BB: 0 P: 5	1B: 8 2B: 2 3B: 0 HR: 2 SF: 0 SAC: 0 DP: 2 HBP: 0							WP: 1 PB: 0 SB: 0 CS: 0 PA: 38

	AB	37
	R	5
	H	12
	RBI	4
	BB	1
	SO	9
	LOB	16

PITCHER	IP	WLS	BF	H	R	ER	SO	BB	IBB	HBP	BLK	WP	HR	S	P	ERA	WHIP
Bruce Kison, R (1, 1) ERA: 3.55	5.1	W	27	10	5	4	7	1	0	0	0	1	2	40	44	6.75	2.062
Enrique Romo, R (6, 1) ERA: 2.6	1.0		4	1	0	0	1	0	0	0	0	0	0	6	6	0.00	1.000
Kent Tekulve, R (7, 1) ERA: 3.81	2.2	S	7	1	0	0	1	0	0	0	0	0	0	9	9	0.00	0.375

PITCHER	IP	WLS	BF	H	R	ER	SO	BB	IBB	HBP	BLK	WP	HR	S	P	ERA	WHIP

Montreal Expos @ Pittsburgh Pirates

Three Rivers Stadium, Pittsburgh, PA

Fri Jun 29 1979, 7:05 PM EDT

Att. 35,677 - Unknown

Batter	1	2	3	4	5	6	7	8	9	AB	R	H	RBI	BB	SO	LOB
Omar Moreno, L (1, 8) OBP: 0.346, SLG: 0.397	S 1B 1B	G2		BB 1B 1B 2-H		G3		K		5	2	2	1	0	1	1
Tim Foli, R (1, 6) OBP: 0.350, SLG: 0.366	G3-6 1B 1-H	F8		1B BB 1-2			4-3 1B			3	0	2	1	1	0	0
Dave Parker, L (1, 9) OBP: 0.368, SLG: 0.523	G3-6 1-2f		1B E 1B	G6-4-3 1B 1-3 2-H			4-3 1-2			4	1	2	1	0	0	2
Bill Robinson, R (1, 3) (6, 7)	HR		L6	G6-4-3 1-2f			5-3			4	1	1	1	0	0	4
Lee Lacy, R (1, 7) OBP: 0.355, SLG: 0.505	HR		F9		F8		FC6 IBB			3	1	1	1	0	0	1
John Milner, L (6, 3) OBP: 0.362, SLG: 0.463										0	0	0	0	1	0	0
Phil Garner, R (1, 5) OBP: 0.370, SLG: 0.440	E BB		E4 FC4 1B 1-H		F9		FC6 1-2f			3	0	1	0	1	0	2
Rennie Stennett, R (1, 4) OBP: 0.278, SLG: 0.283	E4 1-3		FC4 1-2f		6-3			6-3		4	0	0	0	0	0	2
Steve Nicosia, R (1, 2) OBP: 0.327, SLG: 0.433	F7			SH1-4 1B 1B		4-3		2B		4	1	2	0	0	0	2
Bruce Kison, R (1, 1) OBP: 0.111, SLG: 0.118		K		SH1-4 1-2		L4		K		1	0	0	0	0	1	0
Enrique Romo, R (6, 1)										1	0	0	0	0	0	0
Kent Tekulve, R (7, 1) OBP: 0.600, SLG: 0.500										1	0	0	0	0	1	1

livebaseballscorecards.com

AB	33
R	6
H	11
RBI	5
BB	3
SO	3
LOB	15

Inning Stats	1	2	3	4	5	6	7	8	9				
	R: 3 H: 4 E: 1 LOB: 2 K: 0 BB: 1 S: 7 P: 11	R: 0 H: 0 E: 0 LOB: 0 K: 1 BB: 0 S: 5 P: 5	R: 1 H: 2 E: 1 LOB: 1 K: 0 BB: 0 S: 5 P: 5	R: 2 H: 3 E: 0 LOB: 1 K: 0 BB: 1 S: 5 P: 9	R: 0 H: 0 E: 0 LOB: 0 K: 0 BB: 0 S: 3 P: 3	R: 0 H: 0 E: 0 LOB: 0 K: 0 BB: 0 S: 3 P: 3	R: 0 H: 1 E: 0 LOB: 2 K: 0 BB: 1 S: 4 P: 8	R: 0 H: 1 E: 0 LOB: 1 K: 2 BB: 0 S: 8 P: 8		1B: 8 SF: 0 2B: 1 SAC: 1 3B: 0 DP: 2 HR: 2 HBP: 0	WP: 0 PA: 37 PB: 0 SB: 1 CS: 0		

PITCHER		IP	WLS	BF	H	R	ER	SO	BB	IBB	HBP	BLK	WP	HR	S	P	ERA	WHIP
Bill Lee, L ERA: 3.86	(1, 1)	3.0	L	16	6	4	3	1	1	0	0	0	0	2	17	21	9.00	2.333
Stan Bahnsen, R ERA: 3.0	(4, 1)	2.0		9	3	2	2	0	1	0	0	0	0	0	8	12	9.00	2.000
David Palmer, R ERA: 3.58	(6, 1)	2.2		11	2	0	0	1	0	1	0	0	0	0	12	16	0.00	0.750
Woodie Fryman, L ERA: 1.26	(8, 1)	0.1		1	0	0	0	1	0	0	0	0	0	0	3	3	0.00	0.000

PITCHER IP WLS BF H R ER SO BB IBB HBP BLK WP HR S P ERA WHIP

Montreal Expos @ Pittsburgh Pirates

Three Rivers Stadium, Pittsburgh, PA

Sat Jun 30 1979, 3:33 AM EDT

Att. 13,865 - Overcast

TOP

livebaseballscorecards.com

Batter	1	2	3	4	5	6	7	8	9	AB	R	H	RBI	BB	SO	LOB
Warren Cromartie, L (1, 7) OBP: 0.320, SLG: 0.430	F7		4-3		FC5-4 1B		F2		L8	5	0	1	0	0	0	1
Rodney Scott, S (1, 4) OBP: 0.313, SLG: 0.277	1-3		K		F8		2-H HR		G3	5	1	1	2	0	1	1
Andre Dawson, R (1, 8) OBP: 0.299, SLG: 0.484	1B 1B			HR	FC5-4 CS 1-2f		S 1B		F8	5	1	3	1	0	0	1
Tony Perez, R (1, 3) OBP: 0.336, SLG: 0.457 Tony Solaita, L (6, 3) OBP: 0.447, SLG: 0.500	1-3 1B			2B HBP	CS 1-2	F4	K 1-2			2 1	0 0	1 0	0 0	0 0	0 1	0 1
Gary Carter, R (1, 2) OBP: 0.352, SLG: 0.511		6-3		F9		K	IBB			3	0	0	0	1	1	1
Jerry White, S (1, 9) OBP: 0.329, SLG: 0.443		BB 4-3 WP		1-3 2B		HR BB	F7			2	1	1	0	2	0	2
Larry Parrish, R (1, 5) OBP: 0.352, SLG: 0.472		4-3 1-3		F9		1-H HR	F7			4	1	1	2	0	0	3
Jim Mason, L (1, 6) OBP: 0.306, SLG: 0.313		F7		IBB		K	5-3			3	0	0	0	1	1	1
Scott Sanderson, R (1, 1) OBP: 0.129, SLG: 0.161 Dave Cash, R (7, PH) OBP: 0.556, SLG: 0.625 Elias Sosa, R (7, 1) OBP: 0.222, SLG: 0.333 Woodie Fryman, R (9, 1)		K	K	K		HR 2B		K		2 1 1 0	0 1 0 0	0 1 0 0	0 0 0 0	0 0 0 0	2 0 1 0	3 0 0 0

	AB	34
	R	5
	H	9
	RBI	5
	BB	4
	SO	7
	LOB	14

Inning Stats																		
	R: 0	H: 2	R: 0	H: 0	R: 0	H: 0	R: 1	H: 2	R: 0	H: 1	R: 2	H: 1	R: 2	H: 3	R: 0	H: 0	R: 0	H: 0
	E: 0	LOB: 2	E: 0	LOB: 1	E: 0	LOB: 0	E: 0	LOB: 3	E: 0	LOB: 0	E: 0	LOB: 0	E: 0	LOB: 2	E: 0	LOB: 0	E: 0	LOB: 0
	K: 0	BB: 0	K: 0	BB: 1	K: 2	BB: 0	K: 1	BB: 1	K: 0	BB: 0	K: 2	BB: 1	K: 1	BB: 1	K: 1	BB: 0	K: 0	BB: 0
	S: 4	P: 4	S: 3	P: 7	S: 7	P: 7	S: 7	P: 12	S: 3	P: 3	S: 8	P: 12	S: 8	P: 12	S: 5	P: 5	S: 3	P: 3

	1B: 4	SF: 0	WP: 1	PA: 40
	2B: 2	SAC: 0	PB: 0	
	3B: 0	DP: 0	SB: 2	
	HR: 3	HBP: 1	CS: 1	

PITCHER		IP	WLS	BF	H	R	ER	SO	BB	IBB	HBP	BLK	WP	HR	S	P	ERA	WHIP
Bert Blyleven, R ERA: 3.89	(1, 1)	6.0	L	27	7	4	4	5	2	1	1	0	1	2	33	46	6.00	1.500
Grant Jackson, L ERA: 3.68	(7, 1)	1.0		6	2	1	1	1	0	1	0	0	0	1	7	11	9.00	2.000
Dave Roberts, L ERA: 2.45	(8, 1)	2.0		6	0	0	0	1	0	0	0	0	0	0	8	8	0.00	0.000

PITCHER	IP	WLS	BF	H	R	ER	SO	BB	IBB	HBP	BLK	WP	HR	S	P	ERA	WHIP

Batter	1	2	3	4	5	6	7	8	9	AB	R	H	RBI	BB	SO	LOB
Omar Moreno, L (1, 8) OBP: 0.353, SLG: 0.400	2B 1B	IIII IBB			BBBB S BB		4-3		1B 1-2 1B	3	1	2	0	2	0	0
Tim Foli, R (1, 6) OBP: 0.351, SLG: 0.371 Matt Alexander, S (9, PR) OBP: 0.625, SLG: 0.875	4-3 SF9 1-H 2B	1-3			L7 1-2		5-3		1-2 2-H 1B	5 0	1 0	2 0	2 0	0 0	0 0	4 0
Dave Parker, L (1, 9) OBP: 0.362, SLG: 0.514	4-3 2-3		SSS K		F5			SSS K	4-3	5	0	0	0	0	2	4
Willie Stargell, L (1, 3) OBP: 0.370, SLG: 0.589	SF9 3-H		2B		BBBB BB			F5		2	0	1	1	1	0	0
Bill Robinson, R (1, 7) OBP: 0.319, SLG: 0.606	5-3		SSS K		F7			1B		4	0	1	0	0	1	3
Ed Ott, L (1, 2) OBP: 0.273, SLG: 0.389		SH2-4 BB 1B	SSS K			F2		F6		4	0	1	0	0	1	2
Phil Garner, R (1, 5) OBP: 0.368, SLG: 0.437		F8		F4		5-3			1B 1B 1B	4	1	1	0	0	0	1
Rennie Stennett, R (1, 4) OBP: 0.277, SLG: 0.279		BBBB SH2-4 1-2 BB		6-3		F8			F9	3	0	0	0	1	0	1
Bert Blyleven, R (1, 1) OBP: 0.158, SLG: 0.184 Grant Jackson, S (7, 1) Mike Easler, L (7, PH) OBP: 0.500, SLG: 0.636 Dave Roberts, L (8, 1) John Milner, L (9, PH) OBP: 0.360, SLG: 0.460		SH2-4 1-2 2-3		6-3			4-3		F4	1 0 1 0 1	0 0 0 0 0	0 0 0 0 1	0 0 0 0 0	0 0 0 0 0	0 0 0 0 1	0 0 0 0 1
Inning Stats	R: 2 E: 0 K: 0 S: 5 H: 2 LOB: 0 BB: 0 P: 5	R: 0 E: 0 K: 0 S: 4 H: 1 LOB: 3 BB: 2 P: 12	R: 0 E: 0 K: 3 S: 10 H: 1 LOB: 1 BB: 0 P: 10	R: 0 E: 0 K: 0 S: 3 H: 0 LOB: 0 BB: 0 P: 3	R: 0 E: 0 K: 0 S: 3 H: 0 LOB: 2 BB: 2 P: 11	R: 0 E: 0 K: 0 S: 3 H: 0 LOB: 0 BB: 0 P: 3	R: 0 E: 0 K: 0 S: 3 H: 0 LOB: 0 BB: 0 P: 3	R: 0 E: 0 K: 1 S: 6 H: 1 LOB: 1 BB: 0 P: 6	R: 1 E: 0 K: 0 S: 6 H: 3 LOB: 2 BB: 0 P: 6	1B: 6 2B: 2 3B: 0 HR: 0 SF: 1 SAC: 1 DP: 0 HBP: 0						

PITCHER		IP	WLS	BF	H	R	ER	SO	BB	IBB	HBP	BLK	WP	HR	S	P	ERA	WHIP
Scott Sanderson, R ERA: 3.25	(1, 1)	6.0	W	26	4	2	2	3	3	1	0	0	0	0	28	44	3.00	1.167
Elias Sosa, R ERA: 1.79	(7, 1)	2.2		12	4	1	1	1	0	0	0	0	0	0	14	14	3.38	1.500
Woodie Fryman, L ERA: 1.24	(9, 1)	0.1	S	1	0	0	0	0	0	0	0	0	0	0	1	1	0.00	0.000

PITCHER	IP	WLS	BF	H	R	ER	SO	BB	IBB	HBP	BLK	WP	HR	S	P	ERA	WHIP

BOTTOM

Montreal Expos @ Pittsburgh Pirates

Three Rivers Stadium, Pittsburgh, PA

Sat Jun 30 1979, 3:33 AM EDT

Att. 13,865 - Overcast

livebaseballscorecards.com

AB	33
R	3
H	8
RBI	3
BB	4
SO	4
LOB	16

Batter	1	2	3	4	5	6	7	8	9	AB	R	H	RBI	BB	SO	LOB
Warren Cromartie, L (1, 7) OBP: 0.318, SLG: 0.426	5-3		4-3		L6		1B 4-3 1B	G6-4-3 1-2f		5	1	1	0	0	0	2
Rodney Scott, S (1, 4) OBP: 0.311, SLG: 0.273	BB 1B		K		F7		4-3 1-2		6-3	4	0	0	0	1	1	2
Andre Dawson, R (1, 8) OBP: 0.304, SLG: 0.484	HBP 2B 1-3 1B		1B			K	1B 1B BB		K	4	2	2	0	1	2	0
Tony Perez, R (1, 3) OBP: 0.341, SLG: 0.458	2B 1-2 HBP		F9			1B 1B 1B	1B 1-2 2-3 1B		L9	4	1	2	0	0	0	1
Gary Carter, R (1, 2) OBP: 0.351, SLG: 0.510	1-3 2-H 2B			1-3		F9	K			4	0	1	1	0	1	4
Ellis Valentine, R (1, 9) OBP: 0.303, SLG: 0.414 Jerry White, S (7, 9) OBP: 0.329, SLG: 0.443	K			P3		1B 1-2 1B	1B 1-2 2-H 3-H 1B			4 1 0 0	2	2	0	1	2	2 0
Larry Parrish, R (1, 5) OBP: 0.350, SLG: 0.468		P5		4-3		1B 1-2 2-H 1B	K			4	0	1	1	0	1	2
Chris Speier, R (1, 6) OBP: 0.324, SLG: 0.333		4-3			K	1-2 2-H 1B		6-3		4	0	1	1	0	1	0
Steve Rogers, R (1, 1) OBP: 0.234, SLG: 0.227		K			E5	1-3		G6-4-3 1B		4	0	1	0	0	1	2
Inning Stats	R: 1 H: 2 E: 0 LOB: 2 K: 1 BB: 1 S: 6 P: 11	R: 0 H: 0 E: 0 LOB: 0 K: 1 BB: 0 S: 5 P: 5	R: 0 H: 1 E: 0 LOB: 1 K: 1 BB: 0 S: 6 P: 6	R: 0 H: 0 E: 0 LOB: 0 K: 0 BB: 0 S: 3 P: 3	R: 0 H: 0 E: 1 LOB: 1 K: 1 BB: 0 S: 6 P: 6	R: 2 H: 4 E: 0 LOB: 2 K: 1 BB: 0 S: 9 P: 9	R: 2 H: 3 E: 0 LOB: 2 K: 2 BB: 1 S: 10 P: 14	R: 0 H: 1 E: 0 LOB: 0 K: 0 BB: 0 S: 3 P: 3	R: 0 H: 0 E: 0 LOB: 0 K: 1 BB: 0 S: 5 P: 5	1B: 10 SF: 0 2B: 1 SAC: 0 3B: 0 DP: 1 HR: 0 HBP: 1						

TOP

Montreal Expos @ Chicago Cubs

Wrigley Field, Chicago, IL

Mon Jul 02 1979, 3:33 AM CDT

Att. 21,864 - Sunny - 66 F

livebaseballscorecards.com

AB	37
R	5
H	11
RBI	5
BB	2
SO	8
LOB	15

| | | | | | |

Batter	1	2	3	4	5	6	7	8	9	AB	R	H	RBI	BB	SO	LOB
Ivan De Jesus, R (1, 6) OBP: 0.341, SLG: 0.347	BBBB 4-0 CS BB		x 0-0 SH1-4 1-2 ①		x 0-0 G5-4-3 1-2f ②③		x 0-0 1-3 1B			2	0	1	0	1	0	1
Scot Thompson, L (1, 9) OBP: 0.348, SLG: 0.402	x 0-0 L8 ①		x 0-0 3-1 2-3 ②			SSS 0-3 K ①	x 0-0 3-1 ③			4	0	0	0	0	1	4
Bill Buckner, L (1, 3) OBP: 0.330, SLG: 0.489	x 0-0 FC5-4 1-2 1B ②		SSS 0-3 K ③			x 0-0 WP BB 1B		x 0-0 FC 1B 1B		4	0	3	0	0	1	1
Dave Kingman, R (1, 7) OBP: 0.379, SLG: 0.667 Sam Mejias, R (8, PR) OBP: 0.333, SLG: 0.200 (9, 7)	x 0-0 FC5-4 1-2f ③			x 0-0 5-3 ①		BBBB 4-0 WP 1-2 BB		x 0-0 FC 1-2 1B		3 0	0 0	1 0	0 0	1 0	0 0	1 0
Jerry Martin, R (1, 8) OBP: 0.350, SLG: 0.504		x 0-0 L7 ①		x 0-0 E3 FC4-6 ②		x 0-0 P5 1-2 2-3 ②		x 0-0 FC 1-2f 2-3 L1-3 ①		4	0	0	0	0	0	4
Steve Ontiveros, S (1, 5) OBP: 0.365, SLG: 0.362		x 0-0 4-3 ②		x 0-0 FC4-6 1-2f ②		x 0-0 4-3 ③		x 0-0 L1-3 1-2 ②③		4	0	0	0	0	0	5
Barry Foote, R (1, 2) OBP: 0.292, SLG: 0.390		x 0-0 1B ①		x 0-0 P6 ③			x 0-0 F8 ①		x 0-0 6-3 ①	4	0	1	0	0	0	1
Ted Sizemore, R (1, 4) OBP: 0.344, SLG: 0.336		x 0-0 L8 ③			x 0-0 6-3 ①		x 0-0 4-3 ②		x 0-0 L8 ②	4	0	0	0	0	0	1
Dennis Lamp, R (1, 1) OBP: 0.280, SLG: 0.292 Dick Tidrow, R (7, 1) OBP: 0.333, SLG: 0.333 Larry Biittner, L (7, PH) OBP: 0.306, SLG: 0.364 Willie Hernandez, L (8, 1) OBP: 0.500, SLG: 0.500 Ken Henderson, S (9, PH) OBP: 0.286, SLG: 0.300			x 0-0 3-1 SH1-4 1B		BBBB 4-0 G5-4-3 BB		x 0-0 1B 1B		x 0-0 L9 ③	1 0 1 0 1	0 0 0 0 0	1 0 1 0 0	0 0 0 0 0	1 0 0 0 0	0 0 0 0 0	0 0 0 0 0
Inning Stats	R: 0 H: 1 E: 0 LOB: 1 K: 0 BB: 1 S: 3 P: 7	R: 0 H: 1 E: 0 LOB: 1 K: 0 BB: 0 S: 4 P: 4	R: 0 H: 1 E: 0 LOB: 1 K: 1 BB: 0 S: 6 P: 6	R: 0 H: 0 E: 1 LOB: 1 K: 0 BB: 0 S: 4 P: 4	R: 0 H: 0 E: 0 LOB: 0 K: 0 BB: 1 S: 2 P: 6	R: 0 H: 1 E: 0 LOB: 2 K: 1 BB: 1 S: 6 P: 10	R: 0 H: 2 E: 0 LOB: 2 K: 0 BB: 0 S: 5 P: 5	R: 0 H: 2 E: 0 LOB: 2 K: 0 BB: 0 S: 4 P: 4	R: 0 H: 0 E: 0 LOB: 0 K: 0 BB: 0 S: 3 P: 3	1B: 8 2B: 1 3B: 0 HR: 0	SF: 0 SAC: 1 DP: 2 HBP: 0					

PITCHER	IP	WLS	BF	H	R	ER	SO	BB	IBB	HBP	BLK	WP	HR	S	P	ERA	WHIP
Steve Rogers, R (1, 1) ERA: 2.48	9.0	W	36	8	0	0	2	3	0	0	0	1	0	37	49	0.00	1.222

PITCHER	IP	WLS	BF	H	R	ER	SO	BB	IBB	HBP	BLK	WP	HR	S	P	ERA	WHIP

BOTTOM

Montreal Expos @ Chicago Cubs

Wrigley Field, Chicago, IL

Mon Jul 02 1979, 3:33 AM CDT

Att. 21,864 - Sunny - 66 F

livebaseballscorecards.com

AB	32
R	0
H	8
RBI	0
BB	3
SO	2
LOB	18

WP: 1 PA: 36
PB: 0
SB: 0
CS: 1

Batter	1	2	3	4	5	6	7	8	9	AB	R	H	RBI	BB	SO	LOB
Warren Cromartie, L (1, 7) OBP: 0.318, SLG: 0.423	0-0 BB 2B 1B	0-0 4-3			0-0 F9		0-0 G3			4	1	1	0	0	0	1
Rodney Scott, S (1, 4) OBP: 0.307, SLG: 0.269	0-0 F7		0-0 F8		0-0 F8		0-0 4-3			4	0	0	0	0	0	2
Andre Dawson, R (1, 8) OBP: 0.303, SLG: 0.479	B B B B 4-0 2B 1-2 BB		0-0 6-3		0-0 FC6-4 1-2f			S S S 0-3 K		3	0	0	0	1	1	1
Tony Perez, R (1, 3) OBP: 0.344, SLG: 0.467	0-0 1-3 2-H 2B		S S S 0-3 K			0-0 1B 2B		0-0 5-3		4	0	2	1	0	1	0
Gary Carter, R (1, 2) OBP: 0.357, SLG: 0.510	I I I I 4-0 IBB			0-0 F8		0-0 2-3 1B		B B B B 4-0 FC6-4 BB		2	0	1	0	2	0	0
Ellis Valentine, R (1, 9) OBP: 0.302, SLG: 0.425	0-0 L5			0-0 HR		S S S 0-3 K		0-0 FC6-4 1-2f		4	1	1	1	0	1	6
Larry Parrish, R (1, 5) OBP: 0.345, SLG: 0.460	S S S 0-3 K			0-0 4-3		S S S 0-3 K			0-0 6-3	4	0	0	0	0	2	5
Jim Mason, L (1, 6) OBP: 0.275, SLG: 0.278		S S S 0-3 K		S S S 0-3 K		0-0 4-3			0-0 6-3	4	0	0	0	0	2	2
Ross Grimsley, L (1, 1) OBP: 0.237, SLG: 0.263 Elias Sosa, R (7, 1) OBP: 0.222, SLG: 0.333 Woodie Fryman, R (7, 1)		0-0 F7			0-0 FC6-4 1B		0-0 F7		S S S 0-3 K	3 0 1	0 0 0	1 0 0	0 0 0	0 0 0	0 0 1	0 0 0
Inning Stats	R: 1 E: 0 K: 1 S: 7 H: 2 LOB: 3 BB: 2 P: 15	R: 0 E: 0 K: 1 S: 5 H: 0 LOB: 0 BB: 0 P: 5	R: 0 E: 0 K: 1 S: 5 H: 0 LOB: 0 BB: 0 P: 5	R: 1 E: 0 K: 1 S: 6 H: 1 LOB: 0 BB: 0 P: 6	R: 0 E: 0 K: 0 S: 4 H: 1 LOB: 1 BB: 0 P: 4	R: 0 E: 0 K: 2 S: 9 H: 2 LOB: 2 BB: 0 P: 9	R: 0 E: 0 K: 0 S: 3 H: 0 LOB: 0 BB: 0 P: 3	R: 0 E: 0 K: 1 S: 5 H: 0 LOB: 1 BB: 1 P: 9	R: 0 E: 0 K: 1 S: 5 H: 0 LOB: 0 BB: 0 P: 5	1B: 3 2B: 2 3B: 0 HR: 1 SF: 0 SAC: 0 DP: 0 HBP: 0						

PITCHER		IP	WLS	BF	H	R	ER	SO	BB	IBB	HBP	BLK	WP	HR	S	P	ERA	WHIP
Mike Krukow, R ERA: 3.99	(1, 1)	7.0		29	6	2	2	6	1	1	0	0	0	1	39	47	2.57	1.000
Bruce Sutter, R ERA: 1.37	(8, 1)	2.0	W	7	0	0	0	2	1	0	0	0	0	0	10	14	0.00	0.500

PITCHER	IP	WLS	BF	H	R	ER	SO	BB	IBB	HBP	BLK	WP	HR	S	P	ERA	WHIP

Montreal Expos @ Chicago Cubs

Wrigley Field, Chicago, IL

Tue Jul 03 1979, 3:33 AM CDT

Att. 24,979 - Sunny - 72 F

TOP

livebaseballscorecards.com

AB	33
R	2
H	6
RBI	2
BB	3
SO	8
LOB	17

WP: 0 PB: 0 SB: 0 CS: 0 PA: 36

BOTTOM

Batter	1	2	3	4	5	6	7	8	9	AB	R	H	RBI	BB	SO	LOB
Ivan De Jesus, R (1, 6) OBP: 0.344, SLG: 0.351	FC9-6 1B		BLK 1B		FC4-2 1-2 2-3 3-Hf		1B 1-2 2-H 1B		1B IBB	3	0	2	0	0	0	3
Larry Biittner, L (7, PH) OBP: 0.324, SLG: 0.382										1	0	1	1	0	0	0
Steve Dillard, R (7, PR) OBP: 0.545, SLG: 0.357 (8, 4)										0	0	0	0	1	0	0
Ted Sizemore, R (1, 4) OBP: 0.341, SLG: 0.332	P4		1-3 1-2		L6-4 2-3		1-3 2-H 1B		F8	3	0	0	0	0	0	5
Scot Thompson, L (7, PH) OBP: 0.355, SLG: 0.409										1	0	1	1	0	0	0
Bruce Sutter, R (8, 1)										0	0	0	0	0	0	0
Sam Mejias, R (9, PH) OBP: 0.308, SLG: 0.182										1	0	0	0	0	0	3
Bill Buckner, L (1, 3) OBP: 0.328, SLG: 0.484	FC9-6 1-2f			4-3		F8	L6		1-2 2-3 3-H 1B	5	0	1	1	0	0	3
Dave Kingman, R (1, 7) OBP: 0.374, SLG: 0.657	K			K		P3		F8		4	0	0	0	0	2	1
Jerry Martin, R (1, 8) OBP: 0.352, SLG: 0.502		G5-4-3 BB		FC6-4 1B		K		4-3		3	0	1	0	1	1	0
Mike Vail, R (1, 9) OBP: 0.378, SLG: 0.574		G5-4-3 1-2f		FC6-4 1-2f			5-3	K		4	0	0	0	0	1	2
Steve Ontiveros, S (1, 5) OBP: 0.371, SLG: 0.366		5-3			1B FC4-2 1B		BB 1B		E 1B BB	3	2	2	0	1	0	0
Barry Foote, R (1, 2) OBP: 0.292, SLG: 0.387			5-3		FC4-2 1B 1-2		F7		K	4	0	1	0	0	1	2
Mike Krukow, R (1, 1) OBP: 0.333, SLG: 0.500			K		L6-4 FC4-2 1-2 2-3 1B		1B 1-2 1B BB		E4 1B 1-3	2	0	1	0	0	1	0
Ken Henderson, S (7, PH) OBP: 0.318, SLG: 0.300										0	1	0	0	1	0	0
Mick Kelleher, R (8, 6) OBP: 0.290, SLG: 0.300										1	0	0	0	0	0	1
Inning Stats	R: 0 E: 0 K: 1 S: 6 H: 1 LOB: 1 BB: 0 P: 6	R: 0 E: 0 K: 0 S: 2 H: 0 LOB: 0 BB: 1 P: 6	R: 0 E: 0 K: 1 S: 6 H: 1 LOB: 1 BB: 0 P: 6	R: 0 E: 0 K: 1 S: 6 H: 1 LOB: 1 BB: 0 P: 6	R: 0 E: 0 K: 0 S: 5 H: 3 LOB: 2 BB: 0 P: 5	R: 0 E: 0 K: 1 S: 5 H: 0 LOB: 0 BB: 0 P: 5	R: 2 E: 0 K: 0 S: 6 H: 3 LOB: 2 BB: 1 P: 10	R: 0 E: 0 K: 1 S: 5 H: 0 LOB: 0 BB: 0 P: 5	R: 1 E: 1 K: 1 S: 6 H: 1 LOB: 3 BB: 2 P: 14	1B: 10 2B: 1 3B: 0 HR: 0 SF: 0 SAC: 0 DP: 2 HBP: 0						

PITCHER		IP	WLS	BF	H	R	ER	SO	BB	IBB	HBP	BLK	WP	HR	S	P	ERA	WHIP
Ross Grimsley, L ERA: 4.56	(1, 1)	6.2		27	7	2	2	4	2	0	0	1	0	0	33	41	2.70	1.350
Elias Sosa, R ERA: 1.79	(7, 1)	0.0		2	2	0	0	0	0	0	0	0	0	0	2	2	∞	∞
Woodie Fryman, L ERA: 1.16	(7, 1)	2.0	L	10	1	1	0	2	1	1	0	0	0	0	12	20	0.00	1.000

PITCHER	IP	WLS	BF	H	R	ER	SO	BB	IBB	HBP	BLK	WP	HR	S	P	ERA	WHIP

Montreal Expos @ Chicago Cubs

Wrigley Field, Chicago, IL

Tue Jul 03 1979, 3:33 AM CDT

Att. 24,979 - Sunny - 72 F

livebaseballscorecards.com

AB	35
R	3
H	10
RBI	3
BB	4
SO	6
LOB	20

WP: 0 PB: 0 SB: 0 CS: 0 PA: 39

Batter	1	2	3	4	5	6	7	8	9	AB	R	H	RBI	BB	SO	LOB
Warren Cromartie, L (1, 7) OBP: 0.320, SLG: 0.432	x 0-0 HR		S S S 0-3 ② K			B B B B 4-0 SH3-4 BB		x 0-0 ③ G3		3	1	1	1	1	1	0
Rodney Scott, S (1, 4) OBP: 0.304, SLG: 0.266	S S S 0-3 ① K		x 0-0 ③ 6-3			x 0-0 ① SH3-4 1-2			x 0-0 ① B2	3	0	0	0	0	1	0
Andre Dawson, R (1, 8) OBP: 0.299, SLG: 0.473	x 0-0 ② F8			x 0-0 ① F7		x 0-0 ② P4			x 0-0 ② 1-3	4	0	0	0	0	0	1
Tony Perez, R (1, 3) OBP: 0.342, SLG: 0.463	x 0-0 ③ F8			x 0-0 ② F8		x 0-0 ③ 6-3			x 0-0 FC6-4 1B	4	0	1	0	0	0	1
Gary Carter, R (1, 2) OBP: 0.352, SLG: 0.502		S S S 0-3 ① K		S S S 0-3 ③ K			S S S 0-3 ① K		x 0-0 ③ FC6-4 1-2f	4	0	0	0	0	3	1
Ellis Valentine, R (1, 9) OBP: 0.302, SLG: 0.437		x 0-0 ② 4-3			x 0-0 HR		x 0-0 ② 5-3			3	1	1	1	0	0	0
Larry Parrish, R (1, 5) OBP: 0.345, SLG: 0.456		B B B B 4-0 BB			x 0-0 ① 1-3		x 0-0 ③ 5-3			2	0	0	0	1	0	0
Chris Speier, R (1, 6) OBP: 0.320, SLG: 0.329		x 0-0 ③ F9			x 0-0 ② F7			x 0-0 ① F9		3	0	0	0	0	0	1
Bill Lee, L (1, 1) OBP: 0.189, SLG: 0.189			S S S 0-3 ① K		S S S 0-3 ③ K			x 0-0 ② 3-1		3	0	0	0	0	2	0
Elias Sosa, R (8, 1) OBP: 0.222, SLG: 0.333										0	0	0	0	0	0	0
Inning Stats	R: 1 E: 0 K: 1 S: 6 H: 1 LOB: 0 BB: 0 P: 6	R: 0 E: 0 K: 1 S: 5 H: 0 LOB: 1 BB: 1 P: 9	R: 0 E: 0 K: 2 S: 7 H: 0 LOB: 0 BB: 0 P: 7	R: 0 E: 0 K: 1 S: 5 H: 0 LOB: 0 BB: 0 P: 5	R: 1 E: 0 K: 1 S: 6 H: 1 LOB: 0 BB: 0 P: 6	R: 0 E: 0 K: 0 S: 3 H: 0 LOB: 1 BB: 1 P: 7	R: 0 E: 0 K: 1 S: 5 H: 0 LOB: 0 BB: 0 P: 5	R: 0 E: 0 K: 0 S: 3 H: 0 LOB: 0 BB: 0 P: 3	R: 0 E: 0 K: 0 S: 4 H: 1 LOB: 1 BB: 0 P: 4	1B: 1 2B: 0 3B: 0 HR: 2 SF: 0 SAC: 1 DP: 0 HBP: 0						

PITCHER	IP	WLS	BF	H	R	ER	SO	BB	IBB	HBP	BLK	WP	HR	S	P	ERA	WHIP
Bill Caudill, R (1, 1) ERA: 4.91	7.0	L	25	2	2	1	7	2	0	0	0	0	2	37	45	1.29	0.571
Dick Tidrow, R (8, 1) ERA: 4.62	2.0		7	1	0	0	0	0	0	0	0	0	0	7	7	0.00	0.500

PITCHER	IP	WLS	BF	H	R	ER	SO	BB	IBB	HBP	BLK	WP	HR	S	P	ERA	WHIP

TOP

Montreal Expos @ Chicago Cubs

Wrigley Field, Chicago, IL

Wed Jul 04 1979, 3:33 AM CDT

Att. 29,705 - Overcast - 61 F

livebaseballscorecards.com

AB	29
R	2
H	3
RBI	2
BB	2
SO	7
LOB	4

1B: 1 2B: 0 3B: 0 HR: 2	SF: 0 SAC: 1 DP: 0 HBP: 0	WP: 0 PB: 0 SB: 0 CS: 0	PA: 32

Montreal Expos @ Chicago Cubs

Wrigley Field, Chicago, IL

Wed Jul 04 1979, 3:33 AM CDT

Att. 29,705 - Overcast - 61 F

BOTTOM

Batter	1	2	3	4	5	6	7	8	9	AB	R	H	RBI	BB	SO	LOB
Ivan De Jesus, R (1, 6) OBP: 0.343, SLG: 0.347	6-3		BB FC			5-3		6-3		3	0	0	0	1	0	0
Ted Sizemore, R (1, 4) OBP: 0.336, SLG: 0.327	4-3		FC FC 1-2f			P5		5-3		4	0	0	0	0	0	1
Bill Buckner, L (1, 3) OBP: 0.327, SLG: 0.481	6-3		FC 1-2f			F7		2B 1B		4	0	1	0	0	0	1
Dave Kingman, R (1, 7) OBP: 0.376, SLG: 0.658		K		5-3			FC6-4 1B	1-3 2B		4	0	2	0	0	1	0
Jerry Martin, R (1, 8) OBP: 0.351, SLG: 0.496		BB 1B		F8			FC6-4 1-2f 1B 1B	4-3		3	1	0	0	1	0	3
Mike Vail, R (1, 9) OBP: 0.385, SLG: 0.569		1-2 1B		6-3			1-2 1B		5-3	4	0	2	0	0	0	0
Steve Ontiveros, S (1, 5) OBP: 0.366, SLG: 0.360		K		K		F9			K	4	0	0	0	0	3	4
Barry Foote, R (1, 2) OBP: 0.291, SLG: 0.385		L7		5-3			1-2 2-H 1B		G3	4	0	1	1	0	0	2
Bill Caudill, R (1, 1)			4-3	5-3			F8			2	0	0	0	0	0	0
Ken Henderson, S (7, PH) OBP: 0.304, SLG: 0.286										1	0	0	0	0	0	2
Dick Tidrow, R (8, 1) OBP: 0.333, SLG: 0.333										0	0	0	0	0	0	0
Inning Stats	R: 0 E: 0 K: 0 S: 3 H: 0 LOB: 0 BB: 0 P: 3	R: 0 E: 0 K: 2 S: 8 H: 1 LOB: 2 BB: 1 P: 12	R: 0 E: 0 K: 0 S: 3 H: 0 LOB: 1 BB: 1 P: 7	R: 0 E: 0 K: 0 S: 3 H: 0 LOB: 0 BB: 0 P: 3	R: 0 E: 0 K: 1 S: 5 H: 0 LOB: 0 BB: 0 P: 5	R: 0 E: 0 K: 0 S: 3 H: 0 LOB: 0 BB: 0 P: 3	R: 1 E: 0 K: 0 S: 6 H: 3 LOB: 2 BB: 0 P: 6	R: 0 E: 0 K: 0 S: 5 H: 2 LOB: 2 BB: 0 P: 5	R: 0 E: 0 K: 1 S: 5 H: 0 LOB: 0 BB: 0 P: 5							

livebaseballscorecards.com

AB	33
R	1
H	6
RBI	1
BB	2
SO	4
LOB	13

PITCHER		IP	WLS	BF	H	R	ER	SO	BB	IBB	HBP	BLK	WP	HR	S	P	ERA	WHIP	PITCHER	IP	WLS	BF	H	R	ER	SO	BB	IBB	HBP	BLK	WP	HR	S	P	ERA	WHIP
Bill Lee, L ERA: 3.66	(1, 1)	7.2	W	31	6	1	1	3	2	0	0	0	0	0	35	43	1.17	1.043																	
Elias Sosa, R ERA: 1.74	(8, 1)	1.1	S	4	0	0	0	1	0	0	0	0	0	0	6	6	0.00	0.000																	

1B: 5 2B: 1 3B: 0 HR: 0	SF: 0 SAC: 0 DP: 0 HBP: 0	WP: 0 PB: 0 SB: 0 CS: 0	PA: 35
---	---	---	---

Batter	1	2	3	4	5	6	7	8	9	AB	R	H	RBI	BB	SO	LOB
Warren Cromartie, L (1, 7) OBP: 0.319, SLG: 0.430	3-1		L8		F7			FC6-4 1B		4	0	1	0	0	0	0
Rodney Scott, S (1, 4) OBP: 0.303, SLG: 0.266	1-3		G3			1B		SSS K		4	0	1	0	0	1	1
Andre Dawson, R (1, 8) OBP: 0.302, SLG: 0.480	1B 1B			1B 3B		F8		FC6-4 1-2f		4	1	2	0	0	0	2
Tony Perez, R (1, 3) OBP: 0.341, SLG: 0.460	1-2 1B			4-3		SSS K			6-3	4	0	1	0	0	1	2
Gary Carter, R (1, 2) OBP: 0.347, SLG: 0.494	L9			G3		4-3			6-3	4	0	0	0	0	0	4
Ellis Valentine, R (1, 9) OBP: 0.304, SLG: 0.437		4-3		3-H 1B			BBBB 4-0 G6-4-3 BB		SSS K	2	0	1	1	0	0	0
Jerry White, S (4, PR) OBP: 0.333, SLG: 0.438 (4, 9)										1	0	0	0	1	1	0
Larry Parrish, R (1, 5) OBP: 0.342, SLG: 0.452		P4		F9			G6-4-3 1-2f			2	0	0	0	0	0	1
Jim Mason, L (4, 5) OBP: 0.268, SLG: 0.270										1	0	0	0	0	0	1
Chris Speier, R (1, 6) OBP: 0.316, SLG: 0.324		4-3			4-3		B1-3			3	0	0	0	0	0	0
Scott Sanderson, R (1, 1) OBP: 0.121, SLG: 0.152			SSS K		5-3			4-3		2	0	0	0	0	1	0
Rudy May, L (7, 1)										0	0	0	0	0	0	0
Tom Hutton, L (8, PH) OBP: 0.375, SLG: 0.500										1	0	0	0	0	0	0
Stan Bahnsen, R (8, 1)										0	0	0	0	0	0	0
Inning Stats	R: 0 H: 2 E: 0 LOB: 2 K: 0 BB: 0 S: 5 P: 5	R: 0 H: 0 E: 0 LOB: 0 K: 0 BB: 0 S: 3 P: 3	R: 0 H: 0 E: 0 LOB: 0 K: 1 BB: 0 S: 5 P: 5	R: 1 H: 2 E: 0 LOB: 1 K: 0 BB: 0 S: 5 P: 5	R: 0 H: 0 E: 0 LOB: 0 K: 0 BB: 0 S: 3 P: 3	R: 0 H: 1 E: 0 LOB: 1 K: 1 BB: 0 S: 6 P: 6	R: 0 H: 0 E: 0 LOB: 0 K: 0 BB: 1 S: 2 P: 6	R: 0 H: 1 E: 0 LOB: 1 K: 1 BB: 0 S: 6 P: 6	R: 0 H: 0 E: 0 LOB: 0 K: 1 BB: 0 S: 5 P: 5	1B: 5 SF: 0 2B: 0 SAC: 0 3B: 1 DP: 1 HR: 0 HBP: 0						

PITCHER	IP	WLS	BF	H	R	ER	SO	BB	IBB	HBP	BLK	WP	HR	S	P	ERA	WHIP
Rick Reuschel, R (1, 1) ERA: 3.85	7.1	W	28	6	1	1	2	1	0	0	0	0	0	31	35	1.23	0.955
Bruce Sutter, R (8, 1) ERA: 1.32	1.2	S	5	0	0	0	2	0	0	0	0	0	0	9	9	0.00	0.000

PITCHER	IP	WLS	BF	H	R	ER	SO	BB	IBB	HBP	BLK	WP	HR	S	P	ERA	WHIP

Montreal Expos @ Chicago Cubs

Wrigley Field, Chicago, IL

Thu Jul 05 1979, 3:33 AM CDT

Att. 22,790 - Sunny - 59 F

TOP

livebaseballscorecards.com

AB	32
R	1
H	6
RBI	1
BB	1
SO	4
LOB	11

Batter	1	2	3	4	5	6	7	8	9	AB	R	H	RBI	BB	SO	LOB
Ivan De Jesus, R (1, 6) OBP: 0.348, SLG: 0.350	CS 1B		1B		F7		FC6-4 BB			3	0	2	0	1	0	1
Scot Thompson, L (1, 9) OBP: 0.361, SLG: 0.407	HBP 1B SF8 1-2 BB		F7		2B E 1-3 1B		K			3	2	1	0	1	1	3
Bill Buckner, L (1, 3) OBP: 0.329, SLG: 0.484	SF8 HBP 1-2 1B		F7		E 1-3 3-H 2B		FC6-4 1-2f			4	0	2	1	0	0	3
Dave Kingman, R (1, 7) OBP: 0.374, SLG: 0.651	1-2 2-3 HBP		6-3		K 2-3 3-H			5-3		3	0	0	0	0	1	2
Jerry Martin, R (1, 8) OBP: 0.346, SLG: 0.491	SF8 2-3 3-H			E4 CS		P5		L7		3	0	0	1	0	0	0
Steve Ontiveros, S (1, 5) OBP: 0.364, SLG: 0.358	F7			F7		G3		WP 1B		4	0	1	0	0	0	3
Barry Foote, R (1, 2) OBP: 0.290, SLG: 0.380		K		L9		P4		1-2 BB		3	0	0	0	1	1	1
Ted Sizemore, R (1, 4) OBP: 0.335, SLG: 0.325		4-3		CS 1-2		P6		SH1-4 1B		4	0	1	0	0	0	2
Rick Reuschel, R (1, 1) OBP: 0.182, SLG: 0.138		P4				1B 2B BB		SH1-4 1-2		1	1	0	0	1	0	0
Bruce Sutter, R (8, 1)										0	0	0	0	0	0	0
Inning Stats	R: 1 H: 2 E: 0 LOB: 2 K: 0 BB: 1 S: 4 P: 9		R: 0 H: 0 E: 0 LOB: 0 K: 1 BB: 0 S: 5 P: 5	R: 0 H: 1 E: 0 LOB: 1 K: 0 BB: 0 S: 4 P: 4	R: 0 H: 0 E: 1 LOB: 0 K: 0 BB: 0 S: 3 P: 3	R: 2 H: 2 E: 1 LOB: 1 K: 1 BB: 1 S: 7 P: 11	R: 0 H: 0 E: 0 LOB: 0 K: 0 BB: 0 S: 3 P: 3	R: 0 H: 1 E: 0 LOB: 2 K: 1 BB: 1 S: 6 P: 10	R: 0 H: 1 E: 0 LOB: 2 K: 0 BB: 1 S: 4 P: 8								

BOTTOM

Montreal Expos @ Chicago Cubs

Wrigley Field, Chicago, IL

Thu Jul 05 1979, 3:33 AM CDT

Att. 22,790 - Sunny - 59 F

livebaseballscorecards.com

AB	28
R	3
H	7
RBI	2
BB	4
SO	3
LOB	15

		1B	2B	3B	HR	SF	SAC	DP	HBP	WP	PB	SB	CS	PA
		6	1	0	0	1	1	0	1	1	0	0	2	36

PITCHER		IP	WLS	BF	H	R	ER	SO	BB	IBB	HBP	BLK	WP	HR	S	P	ERA	WHIP
Scott Sanderson, R ERA: 3.23	(1, 1)	6.1	L	28	6	3	2	2	3	0	1	0	0	0	28	41	2.84	1.421
Rudy May, L ERA: 3.48	(7, 1)	0.2		2	0	0	0	1	0	0	0	0	0	0	4	4	0.00	0.000
Stan Bahnsen, R ERA: 2.93	(8, 1)	1.0		5	1	0	0	0	1	0	0	0	1	0	4	8	0.00	2.000

PITCHER		IP	WLS	BF	H	R	ER	SO	BB	IBB	HBP	BLK	WP	HR	S	P	ERA	WHIP

Los Angeles Dodgers @ Montreal Expos

Olympic Stadium, Montreal, QB

Fri Jul 06 1979, 7:05 PM EDT

Att. 37,460 - Unknown

TOP

livebaseballscorecards.com

Batter	1	2	3	4	5	6	7	8	9	AB	R	H	RBI	BB	SO	LOB
Davey Lopes, R (1, 4) OBP: 0.360, SLG: 0.500	5-3	5-3			1B 2B			BB	1B 1-2 2-H 3-H	4	1	2	2	1	0	2
Bill Russell, R (1, 6) OBP: 0.292, SLG: 0.361	5-3		F7		2-H 1B			F5	F3	5	0	1	1	0	0	3
Reggie Smith, S (1, 9) OBP: 0.362, SLG: 0.463	BB		F3		F4			K		3	0	0	0	1	1	2
Steve Garvey, R (1, 3) OBP: 0.337, SLG: 0.460	F8		F9			1-3		K		4	0	0	0	0	1	2
Ron Cey, R (1, 5) OBP: 0.388, SLG: 0.510		5-3		F8		L5			FC5-4 1B	4	0	1	0	0	0	0
Dusty Baker Jr., R (1, 7) OBP: 0.332, SLG: 0.444		BB 1B 1B		5-3		F3			FC5-4 1B 1B 1B 1-2f	4	2	1	0	0	0	1
Joe Ferguson, R (1, 2) OBP: 0.360, SLG: 0.429		SH5-4 1B 1-2 BB		F7			5-3		F5	3	0	0	0	1	0	1
Derrel Thomas, S (1, 8) OBP: 0.339, SLG: 0.345		SH5-4 1-2 2-H 1B			K		F8		1B 1-2 1B 1B	4	1	2	1	0	1	0
Jerry Reuss, L (1, 1) OBP: 0.154, SLG: 0.083 Ted Martinez, R (5, PH) OBP: 0.357, SLG: 0.400 Charlie Hough, R (5, 1) OBP: 0.200, SLG: 0.300 Manny Mota, R (7, PH) OBP: 0.333, SLG: 0.263 Dennis Lewallyn, R (7, 1) OBP: 0.267, SLG: 0.375 Steve Yeager, R (9, PH) OBP: 0.267, SLG: 0.375		SH5-4 1-2 2-3			K		F8		1B 1-2 2-3 1B	0 1 0 1 0 1	0 0 0 0 0 0	0 0 0 0 0 1	0 0 0 0 0 0	0 1 0 0 0 0	0 0 0 0 0 0	0 0 0 0 0 0

	AB	34
	R	4
	H	8
	RBI	4
	BB	3
	SO	4
	LOB	11

Inning Stats																																		
	R: 0	E: 0	K: 0	S: 3	H: 0	LOB: 1	BB: 1	P: 7	R: 1	E: 0	K: 0	S: 5	H: 2	LOB: 2	BB: 1	P: 9	R: 0	E: 0	K: 0	S: 3	H: 0	LOB: 0	BB: 0	P: 3	R: 0	E: 0	K: 0	S: 3	H: 0	LOB: 0	BB: 0	P: 3	R: 1	E: 0	K: 2	S: 9	H: 2	LOB: 1	BB: 0	P: 9
	R: 0	E: 0	K: 0	S: 3	H: 0	LOB: 0	BB: 0	P: 3	R: 0	E: 0	K: 0	S: 3	H: 0	LOB: 0	BB: 0	P: 3	R: 0	E: 0	K: 2	S: 7	H: 0	LOB: 1	BB: 1	P: 11	R: 2	E: 0	K: 0	S: 7	H: 4	LOB: 2	BB: 0	P: 7	1B: 7	2B: 1	3B: 0	HR: 0	SF: 0	SAC: 1	DP: 0	HBP: 0
	WP: 0	PB: 0	SB: 0	CS: 0	PA: 38																													

PITCHER		IP	WLS	BF	H	R	ER	SO	BB	IBB	HBP	BLK	WP	HR	S	P	ERA	WHIP
Dan Schatzeder, L ERA: 2.73	(1, 1)	8.2	W	36	7	4	4	4	3	0	0	0	0	0	41	53	4.15	1.154
Elias Sosa, R ERA: 1.73	(9, 1)	0.1	S	2	1	0	0	0	0	0	0	0	0	0	2	2	0.00	3.000

PITCHER	IP	WLS	BF	H	R	ER	SO	BB	IBB	HBP	BLK	WP	HR	S	P	ERA	WHIP

Batter	1	2	3	4	5	6	7	8	9	AB	R	H	RBI	BB	SO	LOB
Warren Cromartie, L (1, 7) OBP: 0.320, SLG: 0.429	P4	1B 1-2 3-H		FC5 1B		F7	1-3			5	1	2	1	0	0	2
Rodney Scott, S (1, 4) OBP: 0.305, SLG: 0.268	5-3	1B 1-2 2-H		1-2		6-3		3-1		5	0	2	1	0	0	0
Andre Dawson, R (1, 8) OBP: 0.303, SLG: 0.478	WP 1B	1-2 2-H		F2		F6		6-3		5	1	2	1	0	0	2
Tony Perez, R (1, 3) OBP: 0.345, SLG: 0.461	1-H	F8		FC5 2-3f			BBBB 1-3 1B BB		1B	4	1	2	1	1	0	4
Gary Carter, R (1, 2) OBP: 0.348, SLG: 0.492	SSS K		F5		PB 1B		1-2		F7	5	1	2	0	0	1	2
Ellis Valentine, R (1, 9) OBP: 0.303, SLG: 0.434		G6-3 1B 1B	F8		SSS K 1-3		F8			4	1	1	0	0	1	3
Ken Macha, R (1, 5) OBP: 0.261, SLG: 0.190		G6-3 1-2			SSS K2-3		1-3 1-2 2-3			4	0	2	0	0	1	3
Chris Speier, R (1, 6) OBP: 0.319, SLG: 0.321		G6-3 1-2f 2-3	F3		FC6-4 IBB		1B IBB			2	0	0	0	2	0	3
Dan Schatzeder, L (1, 1) OBP: 0.346, SLG: 0.409 Elias Sosa, R (9, 1) OBP: 0.222, SLG: 0.333		BBBB 1B BB		SSS K	FC6-4 1-2f		1-3 2-H 3-H			3 0	1 0	1 0	2 0	1 0	1 0	2 0
Inning Stats	R: 1 H: 2 E: 0 LOB: 1 K: 1 BB: 0 S: 7 P: 7	R: 3 H: 5 E: 0 LOB: 2 K: 0 BB: 1 S: 7 P: 11	R: 0 H: 1 E: 0 LOB: 1 K: 0 BB: 0 S: 4 P: 4	R: 0 H: 2 E: 0 LOB: 2 K: 1 BB: 0 S: 7 P: 7	R: 0 H: 1 E: 0 LOB: 2 K: 2 BB: 1 S: 8 P: 12	R: 0 H: 0 E: 0 LOB: 0 K: 0 BB: 0 S: 3 P: 3	R: 2 H: 2 E: 0 LOB: 2 K: 0 BB: 2 S: 5 P: 13	R: 0 H: 1 E: 0 LOB: 1 K: 0 BB: 0 S: 4 P: 4		1B: 14 SF: 0 2B: 0 SAC: 0 3B: 0 DP: 1 HR: 0 HBP: 0						

PITCHER		IP	WLS	BF	H	R	ER	SO	BB	IBB	HBP	BLK	WP	HR	S	P	ERA	WHIP
Jerry Reuss, L ERA: 5.59	(1, 1)	4.0	L	22	10	4	4	2	1	0	0	0	1	0	25	29	9.00	2.750
Charlie Hough, R ERA: 5.07	(5, 1)	2.0		8	1	0	0	2	0	1	0	0	0	0	11	15	0.00	0.500
Dennis Lewallyn, R ERA: 4.15	(7, 1)	2.0		11	3	2	2	0	1	1	0	0	0	0	9	17	9.00	2.000

PITCHER	IP	WLS	BF	H	R	ER	SO	BB	IBB	HBP	BLK	WP	HR	S	P	ERA	WHIP

BOTTOM

Los Angeles Dodgers @ Montreal Expos

Olympic Stadium, Montreal, QB

Fri Jul 06 1979, 7:05 PM EDT

Att. 37,460 - Unknown

livebaseballscorecards.com

AB	37
R	6
H	14
RBI	6
BB	4
SO	4
LOB	21

WP: 2	PB: 2	SB: 0	CS: 0
PA: 41			

Batter	1	2	3	4	5	6	7	8	9	AB	R	H	RBI	BB	SO	LOB
Davey Lopes, R (1, 4) OBP: 0.359, SLG: 0.497	K		K			F8		1B		4	0	1	0	0	2	1
Bill Russell, R (1, 6) OBP: 0.292, SLG: 0.360	F4			F7				G1-6-3		4	0	1	0	0	0	0
Reggie Smith, S (1, 9) OBP: 0.360, SLG: 0.456	L3			G1		BB		G1-6-3		3	0	0	0	1	0	2
Steve Garvey, R (1, 3) OBP: 0.333, SLG: 0.455		1-3		F7		F8			F8	4	0	0	0	0	0	1
Ron Cey, R (1, 5) OBP: 0.389, SLG: 0.520		F5			6-3		FC4-6 BB		HR	3	1	1	1	1	0	0
Dusty Baker Jr., R (1, 7) OBP: 0.331, SLG: 0.440		F7			FC4-6 BB		K		5-3	3	0	0	0	1	1	1
Von Joshua, L (1, 8) OBP: 0.312, SLG: 0.487			E6		FC4-6 FC5 BB		FC4-6		BB 1B	4	0	1	0	0	0	2
Joe Ferguson, R (1, 2) OBP: 0.362, SLG: 0.424 Ted Martinez, R (9, PR) OBP: 0.357, SLG: 0.400			K		BB		K		BB	2 0	0 0	0 0	0 0	2 0	2 0	2 0
Burt Hooton, R (1, 1) OBP: 0.204, SLG: 0.250 Derrel Thomas, S (8, PH) OBP: 0.337, SLG: 0.343 Dave Patterson, R (8, 1) Gary Thomasson, L (9, PH) OBP: 0.341, SLG: 0.383			F5		FC5			F8	G3	2 1 0 1	0 0 0 0	0 0 0 0	0 0 0 0	0 0 0 0	0 0 0 0	3 0 0 2
Inning Stats	R: 0 E: 0 K: 1 S: 5 H: 0 LOB: 0 BB: 0 P: 5	R: 0 E: 0 K: 0 S: 3 H: 0 LOB: 0 BB: 0 P: 3	R: 0 E: 1 K: 2 S: 8 H: 0 LOB: 1 BB: 0 P: 8	R: 0 E: 0 K: 0 S: 3 H: 0 LOB: 0 BB: 0 P: 3	R: 0 E: 0 K: 0 S: 3 H: 0 LOB: 2 BB: 2 P: 11	R: 0 E: 0 K: 0 S: 3 H: 0 LOB: 1 BB: 1 P: 7	R: 0 E: 0 K: 2 S: 7 H: 0 LOB: 1 BB: 1 P: 11	R: 0 E: 0 K: 0 S: 4 H: 2 LOB: 1 BB: 0 P: 4	R: 1 E: 0 K: 0 S: 5 H: 2 LOB: 2 BB: 1 P: 9	1B: 3 2B: 0 3B: 0 HR: 1 SF: 0 SAC: 0 DP: 1 HBP: 0						

PITCHER	IP	WLS	BF	H	R	ER	SO	BB	IBB	HBP	BLK	WP	HR	S	P	ERA	WHIP
Steve Rogers, R (1, 1) ERA: 2.39	9.0	W	36	4	1	1	5	5	0	0	0	0	1	41	61	1.00	1.000

PITCHER	IP	WLS	BF	H	R	ER	SO	BB	IBB	HBP	BLK	WP	HR	S	P	ERA	WHIP

TOP

Los Angeles Dodgers @ Montreal Expos

Olympic Stadium, Montreal, QB

Sat Jul 07 1979, 7:05 PM EDT

Att. 46,502 - Unknown

livebaseballscorecards.com

AB	31
R	1
H	4
RBI	1
BB	5
SO	5
LOB	14

PA: 36

WP: 0
PB: 0
SB: 0
CS: 0

Batter	1	2	3	4	5	6	7	8	9	AB	R	H	RBI	BB	SO	LOB
Warren Cromartie, L (1, 7) OBP: 0.319, SLG: 0.427	F8			1-3		1B 2B 1B		K		4	1	1	0	0	1	0
Rodney Scott, S (1, 4) OBP: 0.305, SLG: 0.269	K			1-3		1-2 2B 1B				3	1	1	0	0	1	0
Andre Dawson, R (1, 8) OBP: 0.307, SLG: 0.484	F9			1B		1-H 2-H 2B				3	0	2	2	0	0	0
Tony Perez, R (1, 3) OBP: 0.342, SLG: 0.455		1-3		5-3		K				3	0	0	0	0	1	2
Gary Carter, R (1, 2) OBP: 0.347, SLG: 0.490		F8			G6-3 1B		F7			3	0	1	0	0	0	0
Ellis Valentine, R (1, 9) OBP: 0.299, SLG: 0.429		F5			F7		F8			3	0	0	0	0	0	1
Ken Macha, R (1, 5) OBP: 0.231, SLG: 0.167			G3		G6-3 1-2f		F9			3	0	0	0	0	0	1
Jim Mason, L (1, 6) OBP: 0.250, SLG: 0.250			K			F9		F4		3	0	0	0	0	1	0
Steve Rogers, R (1, 1) OBP: 0.220, SLG: 0.213			1-3			K		G3		3	0	0	0	0	1	0
Inning Stats	R: 0 E: 0 K: 1 S: 5 H: 0 LOB: 0 BB: 0 P: 5	R: 0 E: 0 K: 0 S: 3 H: 0 LOB: 0 BB: 0 P: 3	R: 0 E: 0 K: 1 S: 5 H: 0 LOB: 0 BB: 0 P: 5	R: 0 E: 0 K: 0 S: 4 H: 1 LOB: 1 BB: 0 P: 4	R: 0 E: 0 K: 0 S: 3 H: 1 LOB: 0 BB: 0 P: 3	R: 2 E: 0 K: 2 S: 10 H: 3 LOB: 1 BB: 0 P: 10	R: 0 E: 0 K: 0 S: 3 H: 0 LOB: 0 BB: 0 P: 3	R: 0 E: 0 K: 1 S: 5 H: 0 LOB: 0 BB: 0 P: 5		1B: 4 2B: 1 3B: 0 HR: 0 SF: 0 SAC: 0 DP: 1 HBP: 0						

PITCHER		IP	WLS	BF	H	R	ER	SO	BB	IBB	HBP	BLK	WP	HR	S	P	ERA	WHIP
Burt Hooton, R ERA: 3.06	(1, 1)	7.0	L	25	5	2	2	4	0	0	0	0	0	0	33	33	2.57	0.714
Dave Patterson, R ERA: 5.71	(8, 1)	1.0		3	0	0	0	1	0	0	0	0	0	0	5	5	0.00	0.000

PITCHER	IP	WLS	BF	H	R	ER	SO	BB	IBB	HBP	BLK	WP	HR	S	P	ERA	WHIP

BOTTOM

Los Angeles Dodgers @ Montreal Expos

Olympic Stadium, Montreal, QB

Sat Jul 07 1979, 7:05 PM EDT

Att. 46,502 - Unknown

livebaseballscorecards.com

AB	28
R	2
H	5
RBI	2
BB	0
SO	5
LOB	4

Batter	1	2	3	4	5	6	7	8	9	AB	R	H	RBI	BB	SO	LOB
Davey Lopes, R (1, 4) OBP: 0.357, SLG: 0.502	F9		HR		5-3	4-3		L4		5	1	1	1	0	0	2
Bill Russell, R (1, 6) OBP: 0.293, SLG: 0.371	F6		F8		4-3		HR		2B 2B	5	2	2	1	0	0	1
Steve Garvey, R (1, 3) OBP: 0.340, SLG: 0.467	FC6-4 BB		F7			SH1-4 1B FC5-2 1B	3B		L5-4 2-H 2B	4	0	3	1	1	0	0
Ron Cey, R (1, 5) OBP: 0.389, SLG: 0.516	FC6-4 1-2f		5-3			FC5-2 SH1-4 2B 1-2 1B	BB		K	4	1	1	0	1	1	2
Dusty Baker Jr., R (1, 7) OBP: 0.330, SLG: 0.438		1B 5-3 FC4-6 1B		F8		SH1-4 1-2 2-3	F9		L5-4 2-3	4	1	1	0	0	0	3
Joe Ferguson, R (1, 9) OBP: 0.356, SLG: 0.415		5-3 1-2		F2		FC5-2 2B 2B 2-3 3-H	K			4	1	0	0	0	1	5
Derrel Thomas, S (1, 8) OBP: 0.340, SLG: 0.353		FC4-6 2-3 1B		F3		2B 1-3 3-H 2B	F5			4	1	2	1	0	0	2
Steve Yeager, R (1, 2) OBP: 0.273, SLG: 0.374		FC4-6 1-2f 3-H			SH1-4 1B	2B IBB		F7		3	1	1	1	1	0	1
Rick Sutcliffe, L (1, 1) OBP: 0.262, SLG: 0.381		4-3			SH1-4 1-2	1-H 2-H 3-H 2B		K		3	0	1	3	0	1	1
Dave Patterson, R (8, 1)										0	0	0	0	0	0	0
Terry Forster, L (8, 1)										0	0	0	0	0	0	0
Lerrin LaGrow, R (9, 1)										0	0	0	0	0	0	0
Inning Stats	R: 0 E: 0 K: 0 S: 3 H: 0 LOB: 1 BB: 1 P: 7	R: 1 E: 1 K: 0 S: 5 H: 2 LOB: 1 BB: 0 P: 5	R: 1 E: 0 K: 0 S: 4 H: 1 LOB: 0 BB: 0 P: 4	R: 0 E: 0 K: 0 S: 3 H: 0 LOB: 0 BB: 0 P: 3	R: 0 E: 0 K: 0 S: 4 H: 1 LOB: 1 BB: 0 P: 4	R: 4 E: 0 K: 0 S: 7 H: 4 LOB: 1 BB: 1 P: 11	R: 1 E: 0 K: 1 S: 7 H: 2 LOB: 2 BB: 1 P: 11	R: 0 E: 0 K: 1 S: 5 H: 0 LOB: 0 BB: 0 P: 5	R: 1 E: 0 K: 1 S: 6 H: 2 LOB: 0 BB: 0 P: 6	1B: 5 2B: 5 3B: 1 HR: 2	SF: 0 SAC: 2 DP: 1 HBP: 0						

TOP

Los Angeles Dodgers @ Montreal Expos

Olympic Stadium, Montreal, QB

Sun Jul 08 1979, 3:33 AM EDT

Att. 46,601 - Unknown

livebaseballscorecards.com

AB	36
R	8
H	12
RBI	8
BB	3
SO	3
LOB	17

PITCHER		IP	WLS	BF	H	R	ER	SO	BB	IBB	HBP	BLK	WP	HR	S	P	ERA	WHIP
Ross Grimsley, L ERA: 4.89	(1, 1)	6.0	L	30	10	7	7	0	1	1	0	0	0	2	28	36	10.50	1.833
Stan Bahnsen, R ERA: 2.85	(7, 1)	1.0		4	0	0	0	1	1	0	0	0	0	0	5	9	0.00	1.000
David Palmer, R ERA: 3.45	(8, 1)	1.0		3	0	0	0	1	0	0	0	0	0	0	5	5	0.00	0.000
Elias Sosa, R ERA: 1.87	(9, 1)	1.0		4	2	1	1	1	0	0	0	0	0	0	6	6	9.00	2.000

PITCHER	IP	WLS	BF	H	R	ER	SO	BB	IBB	HBP	BLK	WP	HR	S	P	ERA	WHIP

WP: 0 PB: 0 SB: 0 CS: 0 PA: 41

Los Angeles Dodgers @ Montreal Expos

Olympic Stadium, Montreal, QB

Sun Jul 08 1979, 3:33 AM EDT

Att. 46,601 - Unknown

livebaseballscorecards.com

BOTTOM

Batter	1	2	3	4	5	6	7	8	9	AB	R	H	RBI	BB	SO	LOB
Warren Cromartie, L (1, 7) OBP: 0.315, SLG: 0.421	4-3	E4 2-H			K	F9	1-3			5	0	0	0	0	1	0
Rodney Scott, S (1, 4) OBP: 0.307, SLG: 0.266	S, BLK BB	F9	F6		F7		2B BB			3	1	0	0	2	0	0
Andre Dawson, R (1, 8) OBP: 0.308, SLG: 0.482	G3 1-3	S 1B	BLK 1B					L6	K	5	0	2	0	0	1	2
Tony Perez, R (1, 3) OBP: 0.346, SLG: 0.458	BB	F6 1-2	6-3 1-2					HR BB	2B 1-H	3	1	1	1	2	0	2
Gary Carter, R (1, 2) OBP: 0.345, SLG: 0.483	F5	FC6-4 BB				L5		K	1-3	4	0	0	0	1	1	4
Ellis Valentine, R (1, 9) OBP: 0.302, SLG: 0.442		5-3	FC6-4 1-2f			5-3 1B		HR 1-H		4	1	2	2	0	0	2
Ken Macha, R (1, 5) OBP: 0.267, SLG: 0.214	E, 2B 1B	F3				5-3 1-2		3B 1B		4	2	2	0	0	0	1
Jim Mason, L (1, 6) OBP: 0.250, SLG: 0.295	K 1-3	F6				6-3		1-H 3B		4	0	1	1	0	1	2
Ross Grimsley, L (1, 1) OBP: 0.250, SLG: 0.300	E 2B 3-H	K					K	K		2	1	1	1	0	1	0
Stan Bahnsen, R (7, 1)										0	0	0	0	0	0	0
Jerry White, S (7, PH) OBP: 0.330, SLG: 0.432										1	0	0	0	0	1	0
David Palmer, R (8, 1)										0	0	0	0	0	0	0
Tony Solaita, L (8, PH) OBP: 0.447, SLG: 0.500										0	0	0	0	0	0	0
Dave Cash, R (8, PH) OBP: 0.526, SLG: 0.588										1	0	0	0	0	1	1
Elias Sosa, R (9, 1) OBP: 0.222, SLG: 0.333										0	0	0	0	0	0	0
Inning Stats	R: 0 E: 0 K: 0 S: 3 H: 0 LOB: 2 BB: 2 P: 11	R: 2 E: 2 K: 1 S: 7 H: 2 LOB: 1 BB: 0 P: 7	R: 0 E: 0 K: 0 S: 4 H: 1 LOB: 2 BB: 1 P: 8	R: 0 E: 0 K: 1 S: 5 H: 0 LOB: 0 BB: 0 P: 5	R: 0 E: 0 K: 1 S: 6 H: 1 LOB: 1 BB: 0 P: 6	R: 0 E: 0 K: 0 S: 4 H: 1 LOB: 1 BB: 0 P: 4	R: 0 E: 0 K: 1 S: 5 H: 0 LOB: 0 BB: 0 P: 5	R: 3 E: 0 K: 2 S: 10 H: 3 LOB: 1 BB: 1 P: 14	R: 1 E: 0 K: 1 S: 6 H: 1 LOB: 1 BB: 1 P: 10	1B: 5 2B: 2 3B: 1 HR: 1 SF: 0 SAC: 0 DP: 0 HBP: 0	WP: 0 PB: 0 SB: 2 CS: 0 PA: 41					

	AB	36
	R	6
	H	9
	RBI	5
	BB	5
	SO	7
	LOB	14

PITCHER		IP	WLS	BF	H	R	ER	SO	BB	IBB	HBP	BLK	WP	HR	S	P	ERA	WHIP
Rick Sutcliffe, R ERA: 3.78	(1, 1)	7.1	W	31	5	3	1	4	4	0	0	2	0	0	35	51	1.23	1.227
Dave Patterson, R ERA: 6.62	(8, 1)	0.1		4	3	2	2	1	0	0	0	0	0	1	6	6	54.00	9.000
Terry Forster, L ERA: 4.26	(8, 1)	1.0		5	1	1	1	2	1	0	0	0	0	0	8	12	9.00	2.000
Lerrin LaGrow, R ERA: 5.49	(9, 1)	0.1	S	1	0	0	0	0	0	0	0	0	0	0	1	1	0.00	0.000

PITCHER	IP	WLS	BF	H	R	ER	SO	BB	IBB	HBP	BLK	WP	HR	S	P	ERA	WHIP

Los Angeles Dodgers @ Montreal Expos

Olympic Stadium, Montreal, QB

Mon Jul 09 1979, 7:05 PM EDT

Att. 30,930 - Unknown

TOP

livebaseballscorecards.com

Batter	1	2	3	4	5	6	7	8	9	AB	R	H	RBI	BB	SO	LOB
Davey Lopes, R (1, 4) OBP: 0.356, SLG: 0.499	F8		FC1-4 1-2f		P4			FC6-4 1B		4	0	1	0	0	0	2
Bill Russell, R (1, 6) OBP: 0.290, SLG: 0.367	4-3		F9			6-3		FC6-4 1-2f		4	0	0	0	0	0	2
Reggie Smith, S (1, 9) OBP: 0.362, SLG: 0.457	1B			F9		4-3			G5-4-3 1B	4	0	2	0	0	0	0
Steve Garvey, R (1, 3) OBP: 0.339, SLG: 0.467	G3			2B		4-3			P3	4	0	1	0	0	0	2
Ron Cey, R (1, 5) OBP: 0.384, SLG: 0.508		6-3		1-3			6-3		G5-4-3 1-2f	4	0	0	0	0	0	2
Dusty Baker Jr., R (1, 7) OBP: 0.327, SLG: 0.434		5-3		6-3			4-3			3	0	0	0	0	0	1
Derrel Thomas, S (1, 8) OBP: 0.335, SLG: 0.347		F8			6-3		4-3			3	0	0	0	0	0	0
Steve Yeager, R (1, 2) OBP: 0.280, SLG: 0.380			K		SH2-4 1B			G6-4-3 1B		3	0	2	0	0	1	0
Don Sutton, R (1, 1) OBP: 0.184, SLG: 0.167 Joe Ferguson, R (8, PH) OBP: 0.354, SLG: 0.413 Charlie Hough, R (8, 1) OBP: 0.200, SLG: 0.300			FC1-4 1B		SH2-4 1-2			G6-4-3 1-2f		1 1 0	0 0 0	1 0 0	0 0 0	0 0 0	0 0 0	0 1 0
Inning Stats	R: 0 E: 0 K: 0 S: 4 H: 1 LOB: 1 BB: 0 P: 4	R: 0 E: 0 K: 0 S: 3 H: 0 LOB: 0 BB: 0 P: 3	R: 0 E: 0 K: 1 S: 6 H: 1 LOB: 1 BB: 0 P: 6	R: 0 E: 0 K: 0 S: 4 H: 1 LOB: 1 BB: 0 P: 4	R: 0 E: 0 K: 0 S: 4 H: 1 LOB: 1 BB: 0 P: 4	R: 0 E: 0 K: 0 S: 3 H: 0 LOB: 0 BB: 0 P: 3	R: 0 E: 0 K: 0 S: 3 H: 0 LOB: 0 BB: 0 P: 3	R: 0 E: 0 K: 0 S: 4 H: 2 LOB: 1 BB: 0 P: 4	R: 0 E: 0 K: 0 S: 3 H: 1 LOB: 0 BB: 0 P: 3	1B: 6 2B: 1 3B: 0 HR: 0 SF: 0 SAC: 1 DP: 2 HBP: 0						

	AB	31
	R	0
	H	7
	RBI	0
	BB	0
	SO	1
	LOB	10

PITCHER	IP	WLS	BF	H	R	ER	SO	BB	IBB	HBP	BLK	WP	HR	S	P	ERA	WHIP
Bill Lee, L (1, 1) ERA: 3.36	9.0	W	32	7	0	0	1	0	0	0	0	0	0	34	34	0.00	0.778

PITCHER	IP	WLS	BF	H	R	ER	SO	BB	IBB	HBP	BLK	WP	HR	S	P	ERA	WHIP

Batter	1	2	3	4	5	6	7	8	9	AB	R	H	RBI	BB	SO	LOB
Warren Cromartie, L (1, 7) OBP: 0.311, SLG: 0.415	S S S 0-3 K ①			x 0-0 F7 ①	S S S 0-3 K ③			x 0-0 F7 ①		4	0	0	0	0	2	1
Rodney Scott, S (1, 4) OBP: 0.306, SLG: 0.266	x 0-0 F8 ②			S S S 0-3 K ②		x 0-0 F7 ①		x 0-0 G6-4-3 1B		4	0	1	0	0	1	0
Andre Dawson, R (1, 8) OBP: 0.307, SLG: 0.482	S S S 0-3 K ③			x 0-0 6-3 ③		x 0-0 2B		x 0-0 G6-4-3 ②③ 1-2f		4	0	1	0	0	1	1
Tony Perez, R (1, 3) OBP: 0.343, SLG: 0.452		x 0-0 F9 ①			x 0-0 5-3 ①	x 0-0 F7 ②				3	0	0	0	0	0	1
Gary Carter, R (1, 2) OBP: 0.345, SLG: 0.479		x 0-0 F5 ②			B B B B 4-0 1B 2B BB	x 0-0 P3 ③				2	1	0	0	1	0	1
Ellis Valentine, R (1, 9) OBP: 0.307, SLG: 0.445		S S S 0-3 K ③			x 0-0 2B 1B 1-2 1B		x 0-0 1B CS 1B			3	1	2	0	0	1	0
Larry Parrish, R (1, 5) OBP: 0.346, SLG: 0.459			x 0-0 F8 ①		x 0-0 1B 1-3 2-H 2B		x 0-0 CS 1-3 1B			3	1	2	1	0	0	0
Jim Mason, L (1, 6) OBP: 0.235, SLG: 0.277			x 0-0 F8 ②		S S S 0-3 K ②		x 0-0 F8 ①			3	0	0	0	0	1	4
Bill Lee, L (1, 1) OBP: 0.200, SLG: 0.200			x 0-0 F8 ③		x 0-0 2-H 3-H 1B		x 0-0 1-3 ②③ 1-2 3-H			3	0	1	2	0	0	2
Inning Stats	R: 0 E: 0 K: 2 S: 7 H: 0 LOB: 0 BB: 0 P: 7	R: 0 E: 0 K: 1 S: 5 H: 0 LOB: 0 BB: 0 P: 5	R: 0 E: 0 K: 0 S: 3 H: 0 LOB: 0 BB: 0 P: 3	R: 0 E: 0 K: 1 S: 5 H: 0 LOB: 0 BB: 0 P: 5	R: 3 E: 0 K: 2 S: 10 H: 3 LOB: 1 BB: 1 P: 14	R: 0 E: 0 K: 0 S: 4 H: 1 LOB: 1 BB: 0 P: 4	R: 0 E: 0 K: 0 S: 4 H: 2 LOB: 1 BB: 0 P: 4	R: 0 E: 0 K: 0 S: 3 H: 1 LOB: 0 BB: 0 P: 3		1B: 5 2B: 2 3B: 0 HR: 0	SF: 0 SAC: 0 DP: 1 HBP: 0					

BOTTOM

Los Angeles Dodgers @ Montreal Expos

Olympic Stadium, Montreal, QB

Mon Jul 09 1979, 7:05 PM EDT

Att. 30,930 - Unknown

livebaseballscorecards.com

AB	29
R	3
H	7
RBI	3
BB	1
SO	6
LOB	10

WP: 0 PB: 0 SB: 0 CS: 2 PA: 30

PITCHER		IP	WLS	BF	H	R	ER	SO	BB	IBB	HBP	BLK	WP	HR	S	P	ERA	WHIP
Don Sutton, R ERA: 4.17	(1, 1)	7.0	L	27	6	3	3	6	1	0	0	0	0	0	38	42	3.86	1.000
Charlie Hough, R ERA: 4.99	(8, 1)	1.0		3	1	0	0	0	0	0	0	0	0	0	3	3	0.00	1.000

PITCHER	IP	WLS	BF	H	R	ER	SO	BB	IBB	HBP	BLK	WP	HR	S	P	ERA	WHIP

Batter	1	2	3	4	5	6	7	8	9	10	11	12	13	AB	R	H	RBI	BB	SO	LOB
Bill North, S (1, 8) OBP: 0.405, SLG: 0.370 Philip Nastu, L (3, 1) OBP: 0.154, SLG: 0.043 Rob Andrews, R (5, PH) OBP: 0.333, SLG: 0.292 Greg Minton, S (5, 1) Mike Ivie, R (9, PH) OBP: 0.328, SLG: 0.517 (9, 3)	4-2 S BB		0-0 S E 2B		1-0 2B 1B	0-0 6-3			4-0 HR BB	4-0 FC6-4 IBB			0-0 FC6-4 1B	1 0 1 1	1 0 1 0	1 0 1 1	0 0 0 1	1 0 0 2	0 0 0 0	0 0 0 0
Joe Strain, R (1, 4) OBP: 0.304, SLG: 0.365	0-1 F5		2-3 K 2-3		0-0 2B HR 1B 1-2		0-0 5-3		0-0 HR 1-H	0-0 FC6-4 1-2f			0-0 FC6-4 FC6-4 1-2f	7	2	2	2	0	1	5
Jack Clark, R (1, 9) OBP: 0.356, SLG: 0.487	0-0 F5		1-2 E3 3-H		2-2 HR 2B 1-3 2-H		0-0 S 1B		0-0 E5 FC3-6 1B		0-0 F9		0-0 FC6-4 BB 1B HBP 1-2f	7	2	2	1	0	0	2
Willie McCovey, L (1, 3) OBP: 0.348, SLG: 0.515 Bob Knepper, L (9, PR) OBP: 0.188, SLG: 0.313 Pedro Borbon, R (9, 1) OBP: 0.333, SLG: 0.375 Gary Lavelle, S (9, 1) OBP: 0.000, SLG: 0.000 Vida Blue, S (11, PH) OBP: 0.229, SLG: 0.250 Tom Griffin, R (11, 1) OBP: 0.100, SLG: 0.100	3-3 K 1-2		1-3 K		0-1 HR 2-H 3-H		0-3 K 1-2		0-0 FC3-6 1B 1-2		0-3 K		0-0 HBP BB 1B 1-2	5 0 0 0 1	1 0 0 0 1	2 0 0 0 1	3 0 0 0 0	0 0 0 0 0	3 0 0 0 0	3 0 0 0 0
Darrell Evans, L (1, 5) OBP: 0.350, SLG: 0.394		2-3 K		2-2 9-3	4-0 BB		0-3 K 1-2		0-0 FC3-6 1-2f 2-3		0-0 4-3		4-0 HBP 1B BB 1-2 2-3	5	1	0	0	2	2	3
Terry Whitfield, L (1, 7) OBP: 0.359, SLG: 0.411	2-1 F3		1-0 G3 2B		0-3 K	0-0 5-3	0-3 K		0-0 4-3		1-0 1B E HBP 1-2 2-3 3-H		6	1	1	1	0	2	3
Roger Metzger, S (1, 6) OBP: 0.266, SLG: 0.280	0-2 S 1B		0-1 G3 2-3		0-3 K	0-0 G5-4-3 1B		0-0 6-3		0-3 K	0-0 E7 1B 1-H 2-H 3-H			7	0	3	2	0	2	2
Dennis Littlejohn, R (1, 2) Marc Hill, R (8, PH) OBP: 0.294, SLG: 0.248 (8, 2) Johnnie LeMaster, R (10, PR) OBP: 0.314, SLG: 0.338 Mike Sadek, R (10, 2) OBP: 0.327, SLG: 0.308	3-3 K 1-2		1-3 K		0-3 K	0-0 G5-4-3 1-2f		4-0 5-3 BB		0-0 1B	0-0 5-3			3 1 0 2	0 0 0 0	0 0 0 1	0 1 0 0	0 0 0 0	3 1 0 1	2 0 0 1
Ed Whitson, R (1, 1) Larry Herndon, R (3, PH) OBP: 0.356, SLG: 0.500 (3, 8)		3-3 K			0-0 6-3	0-0 F8			0-0 G3	0-0 5-3 1-2			0-3 K	0 6	0 0	0 0	0 0	0 2	0 2	0 2
Inning Stats	R: 0 E: 0 K: 1 S: 8 / H: 0 LOB: 1 BB: 1 P: 15	R: 0 E: 0 K: 2 S: 12 / H: 1 LOB: 1 BB: 0 P: 19	R: 1 E: 1 K: 3 S: 14 / H: 1 LOB: 1 BB: 0 P: 21	R: 0 E: 0 K: 1 S: 10 / H: 1 LOB: 1 BB: 0 P: 14	R: 4 E: 0 K: 2 S: 15 / H: 4 LOB: 1 BB: 1 P: 22	R: 0 E: 0 K: 1 S: 5 / H: 0 LOB: 0 BB: 0 P: 5	R: 0 E: 0 K: 2 S: 8 / H: 1 LOB: 1 BB: 0 P: 8	R: 0 E: 0 K: 0 S: 3 / H: 1 LOB: 0 BB: 0 P: 3	R: 2 E: 1 K: 1 S: 8 / H: 2 LOB: 2 BB: 1 P: 12	R: 0 E: 0 K: 0 S: 3 / H: 0 LOB: 2 BB: 2 P: 11	R: 0 E: 0 K: 1 S: 5 / H: 0 LOB: 0 BB: 0 P: 5	R: 0 E: 0 K: 2 S: 8 / H: 1 LOB: 1 BB: 0 P: 8	R: 4 E: 1 K: 0 S: 6 / H: 3 LOB: 1 BB: 1 P: 11	1B: 10 2B: 3 3B: 0 HR: 2	SF: 0 SAC: 0 DP: 1 HBP: 1		WP: 0 PB: 0 SB: 4 CS: 0	PA: 62	

PITCHER		IP	WLS	BF	H	R	ER	SO	BB	IBB	HBP	BLK	WP	HR	S	P	ERA	WHIP
Scott Sanderson, R ERA: 3.44	(1, 1)	4.1		22	7	5	4	7	1	0	0	0	0	1	53	81	8.31	1.846
Rudy May, L ERA: 3.55	(5, 1)	4.2		20	4	2	2	6	2	0	0	0	0	1	30	38	3.86	1.286
Elias Sosa, R ERA: 1.8	(10, 1)	2.0		8	0	0	0	1	1	1	0	0	0	0	8	16	0.00	0.500
Woodie Fryman, L ERA: 1.91	(12, 1)	2.0	L	12	4	4	3	2	1	0	1	0	0	0	14	19	13.50	2.500

PITCHER	IP	WLS	BF	H	R	ER	SO	BB	IBB	HBP	BLK	WP	HR	S	P	ERA	WHIP

TOP

San Francisco Giants @ Montreal Expos

Olympic Stadium, Montreal, QB

Tue Jul 10 1979, 7:05 PM EDT

Att. 21,055 - Unknown

livebaseballscorecards.com

AB	55
R	11
H	15
RBI	9
BB	6
SO	16
LOB	24

San Francisco Giants @ Montreal Expos

Olympic Stadium, Montreal, QB

Tue Jul 10 1979, 7:05 PM EDT

Att. 21,055 - Unknown

livebaseballscorecards.com

BOTTOM

Batter	1	2	3	4	5	6	7	8	9	10	11	12	13	AB	R	H	RBI	BB	SO	LOB
Warren Cromartie, L (1, 7) OBP: 0.313, SLG: 0.412	1-1 3B 1B	4-0 IBB		0-0 F7			0-0 F7		0-0 5-3		4-0 BB IBB 1-2		0-0 4-3	5	1	1	0	2	0	3
Rodney Scott, S (1, 4) (10, 6) OBP: 0.306, SLG: 0.272	1-2 FC5-2-5 3B 1-H	0-0 F8		0-0 F7			0-0 1-3		0-0 SF9 2-3 3-H		4-0 BB 1-2 2-3			4	0	1	2	1	0	3
Andre Dawson, R (1, 8) OBP: 0.305, SLG: 0.475	4-2 FC5-2-5 S 3B BB	0-3 K			0-0 1-3		0-0 6-3		0-3 K		0-0 6-3			5	1	0	0	1	2	6
Tony Perez, R (1, 3) OBP: 0.339, SLG: 0.446	2-0 FC5-2-5 3B 1-3 3-H		0-0 F4		0-3 K			0-0 G5-4-3 1B		0-3 K		0-3 K		6	1	1	0	0	3	2
Gary Carter, R (1, 2) OBP: 0.348, SLG: 0.496	3-2 9-2 3B 2-H 3-H		0-0 HR		0-0 L7			0-0 G5-4-3 1-2f		0-0 6-3		4-0 BB		5	1	2	3	1	0	1
Ellis Valentine, R (1, 9) OBP: 0.303, SLG: 0.438	0-0 9-2 3-Hf		0-0 F7			0-0 FC6-4 1B		0-0 6-3		0-0 F9		0-3 K		6	0	1	0	0	1	2
Larry Parrish, R (1, 5) OBP: 0.346, SLG: 0.468		1-2 HR	0-0 F7			0-0 FC6-4 1-2f			0-0 1B 2B		0-0 F8		0-0 5-3	6	2	2	1	0	0	2
Jim Mason, L (1, 6) OBP: 0.241, SLG: 0.265 Jerry White, S (9, PH) OBP: 0.337, SLG: 0.439 Elias Sosa, R (10, 1) OBP: 0.222, SLG: 0.333 Tom Hutton, L (11, PH) OBP: 0.396, SLG: 0.486 Woodie Fryman, R (12, 1) Tony Solaita, L (13, PH) OBP: 0.438, SLG: 0.487	0-0 L8			4-0 SH3-4 BB			0-3 K		0-0 2B SF9 1B 1-2		0-0 G3		0-3 K	2 1 0 1 0 1	0 1 0 0 0 0	0 1 0 0 0 0	0 0 0 0 0 0	1 0 0 0 0 0	1 0 0 0 0 1	1 0 0 0 0 0
Scott Sanderson, R (1, 1) OBP: 0.147, SLG: 0.206 Rudy May, L (5, 1) Dave Cash, R (9, PH) OBP: 0.545, SLG: 0.650 (10, 4)	0-0 E7 2B			0-0 SH3-4 1-2		0-0 1-6-3			0-0 SF9 2B 1-3 2-H		0-0 BB S 1B		0-0 5-3	1 1 3	0 0 0	1 0 2	0 0 1	0 0 0	0 1 0	0 1 0
Inning Stats	R: 3 E: 0 K: 0 S: 14 H: 3 LOB: 0 BB: 1 P: 25	R: 1 E: 1 K: 1 S: 11 H: 2 LOB: 2 BB: 1 P: 16	R: 1 E: 0 K: 0 S: 4 H: 1 LOB: 0 BB: 0 P: 4	R: 0 E: 0 K: 0 S: 3 H: 0 LOB: 1 BB: 1 P: 7	R: 0 E: 0 K: 1 S: 5 H: 0 LOB: 0 BB: 0 P: 5	R: 0 E: 0 K: 1 S: 6 H: 1 LOB: 1 BB: 0 P: 6	R: 0 E: 0 K: 0 S: 3 H: 0 LOB: 0 BB: 0 P: 3	R: 0 E: 0 K: 0 S: 3 H: 1 LOB: 0 BB: 0 P: 3	R: 2 E: 0 K: 1 S: 8 H: 3 LOB: 1 BB: 0 P: 8	R: 0 E: 0 K: 1 S: 5 H: 0 LOB: 0 BB: 0 P: 5	R: 0 E: 0 K: 0 S: 4 H: 1 LOB: 3 BB: 2 P: 12	R: 0 E: 0 K: 2 S: 7 H: 0 LOB: 1 BB: 1 P: 11	R: 0 E: 0 K: 1 S: 5 H: 0 LOB: 0 BB: 0 P: 5	1B: 6 2B: 3 3B: 2 HR: 2	SF: 1 SAC: 1 DP: 2 HBP: 0	WP: 0 PB: 0 SB: 2 CS: 0	PA: 55			

PITCHER		IP	WLS	BF	H	R	ER	SO	BB	IBB	HBP	BLK	WP	HR	S	P	ERA	WHIP
Ed Whitson, R ERA: 4.87	(1, 1)	2.0		12	5	4	4	1	1	1	0	0	0	1	25	41	18.00	3.000
Philip Nastu, L ERA: 3.8	(3, 1)	2.0		8	1	1	1	0	1	0	0	0	0	1	7	11	4.50	1.000
Greg Minton, R ERA: 1.82	(5, 1)	4.0		13	2	0	0	2	0	0	0	0	0	0	17	17	0.00	0.500
Pedro Borbon, R ERA: 3.98	(9, 1)	0.0		3	3	2	2	0	0	0	0	0	0	0	3	3	∞	∞
Gary Lavelle, L ERA: 2.48	(9, 1)	2.0		6	0	0	0	2	0	0	0	0	0	0	10	10	0.00	0.000

PITCHER		IP	WLS	BF	H	R	ER	SO	BB	IBB	HBP	BLK	WP	HR	S	P	ERA	WHIP
Tom Griffin, R ERA: 3.56	(11, 1)	3.0	W	13	1	0	0	3	2	1	0	0	0	0	16	28	0.00	1.000

AB	47
R	7
H	12
RBI	7
BB	6
SO	8
LOB	21

Batter	1	2	3	4	5	6	7	8	9	AB	R	H	RBI	BB	SO	LOB
Bill North, S (1, 8) OBP: 0.402, SLG: 0.366	F C B X 1-2 6-3		B X 1-0 F8			X 0-0 SH5-4 1-2		F X 0-1 F9		3	0	0	0	0	0	1
Joe Strain, R (1, 4) OBP: 0.300, SLG: 0.357	C X 0-1 FC5-4 1B		C X 0-1 5-3			F X 0-1 5-3			X 0-0 L6	4	0	1	0	0	0	2
Jack Clark, R (1, 9) OBP: 0.352, SLG: 0.481	C S B F F B F X 2-2 FC5-4 S 1-2f			C F B X 1-2 5-3		X 0-0 F3			X 0-0 5-3	4	0	0	0	0	0	2
Mike Ivie, R (1, 3) OBP: 0.327, SLG: 0.528	F B B F S 2-3 K 1-2			S B X 1-1 F3			X 0-0 HR		C C C 0-3 K	4	1	1	1	0	2	1
Darrell Evans, L (1, 5) OBP: 0.347, SLG: 0.390		B B X 2-0 G3		C C B X 1-2 G3			B B B C X 3-1 F4			3	0	0	0	0	0	0
Larry Herndon, R (1, 7) OBP: 0.349, SLG: 0.490		C B F F B S 2-3 K			B B B C F X 3-2 F7		C F B B S 2-3 K			3	0	0	0	0	2	0
Johnnie LeMaster, R (1, 6) OBP: 0.308, SLG: 0.331		C B B B X 3-1 F3			X 0-0 F9		C F X 0-2 4-3			3	0	0	0	0	0	0
Dennis Littlejohn, R (1, 2) OBP: 0.167, SLG: 0.167			C B X 1-1 SH3-4 1B		B X 1-0 5-3			B F B X 2-1 F8		3	0	1	0	0	0	0
John Curtis, L (1, 1) OBP: 0.176, SLG: 0.188			X 0-0 SH3-4 1-2			B B B B 4-0 SH5-4 BB		S X 0-1 4-3		1	0	0	0	1	0	0
Inning Stats	R: 0 H: 1 E: 0 LOB: 1 K: 1 BB: 0 S: 15 P: 20	R: 0 H: 0 E: 0 LOB: 0 K: 1 BB: 0 S: 7 P: 14	R: 0 H: 1 E: 0 LOB: 1 K: 0 BB: 0 S: 6 P: 8	R: 0 H: 0 E: 0 LOB: 0 K: 0 BB: 0 S: 8 P: 11	R: 0 H: 0 E: 0 LOB: 0 K: 0 BB: 0 S: 6 P: 10	R: 0 H: 0 E: 0 LOB: 1 K: 0 BB: 1 S: 4 P: 8	R: 1 H: 1 E: 0 LOB: 0 K: 1 BB: 0 S: 9 P: 14	R: 0 H: 0 E: 0 LOB: 0 K: 0 BB: 0 S: 6 P: 8	R: 0 H: 0 E: 0 LOB: 0 K: 1 BB: 0 S: 5 P: 5	1B: 2 SF: 0 2B: 0 SAC: 2 3B: 0 DP: 0 HR: 1 HBP: 0						

PITCHER		IP	WLS	BF	H	R	ER	SO	BB	IBB	HBP	BLK	WP	HR	S	P	ERA	WHIP
Dan Schatzeder, L ERA: 2.55	(1, 1)	8.0	L	28	3	1	1	3	1	0	0	0	0	1	61	93	1.12	0.500
Stan Bahnsen, R ERA: 2.79	(9, 1)	1.0		3	0	0	0	1	0	0	0	0	0	0	5	5	0.00	0.000

PITCHER	IP	WLS	BF	H	R	ER	SO	BB	IBB	HBP	BLK	WP	HR	S	P	ERA	WHIP

TOP

San Francisco Giants @ Montreal Expos

Olympic Stadium, Montreal, QB

Wed Jul 11 1979, 7:05 PM EDT

Att. 15,012 - Unknown

livebaseballscorecards.com

AB	28
R	1
H	3
RBI	1
BB	1
SO	4
LOB	6

WP: 0 PA: 31
PB: 0
SB: 1
CS: 0

San Francisco Giants @ Montreal Expos

Olympic Stadium, Montreal, QB

Wed Jul 11 1979, 7:05 PM EDT

Att. 15,012 - Unknown

livebaseballscorecards.com

BOTTOM

Batter	1	2	3	4	5	6	7	8	9	AB	R	H	RBI	BB	SO	LOB
Warren Cromartie, L (1, 7) OBP: 0.315, SLG: 0.413	F8		BB, 1-3, 1B			K		E, 1B		4	0	2	0	0	1	0
Rodney Scott, S (1, 4) (8, 6) OBP: 0.306, SLG: 0.269	5-3		BB, 1-2			K		E6, S, 1-3		3	0	0	0	1	1	1
Andre Dawson, R (1, 8) OBP: 0.301, SLG: 0.469	6-3		F8			F7		F9, 1-2		4	0	0	0	0	0	5
Tony Perez, R (1, 3) OBP: 0.334, SLG: 0.440		K2-3		L9			6-3	5-3		4	0	0	0	0	1	2
Gary Carter, R (1, 2) OBP: 0.347, SLG: 0.493		F8		F8			1B, 1B		5-3	4	0	1	0	0	0	0
Ellis Valentine, R (1, 9) OBP: 0.299, SLG: 0.431		F3		F6			K		6-3	4	0	0	0	0	1	1
Larry Parrish, R (1, 5) OBP: 0.344, SLG: 0.465			K		F5		1-3, 1B		K	4	0	1	0	0	2	0
Jim Mason, L (1, 6) OBP: 0.250, SLG: 0.260			1B, BB		4-3		5-3			1	0	0	0	1	0	0
Dave Cash, R (7, PH) (8, 4) OBP: 0.522, SLG: 0.619										1	0	0	0	0	0	2
Dan Schatzeder, L (1, 1) OBP: 0.321, SLG: 0.375			K		1-3			4-3		2	0	0	0	0	1	1
Ken Macha, R (8, PH) OBP: 0.258, SLG: 0.207										1	0	0	0	0	0	0
Stan Bahnsen, R (9, 1)										0	0	0	0	0	0	0

Inning Stats	1	2	3	4	5	6	7	8	9
	R: 0 H: 0 E: 0 LOB: 0 K: 0 BB: 0 S: 4 P: 5	R: 0 H: 0 E: 0 LOB: 0 K: 1 BB: 0 S: 8 P: 11	R: 0 H: 1 E: 0 LOB: 3 K: 2 BB: 2 S: 10 P: 22	R: 0 H: 0 E: 0 LOB: 0 K: 0 BB: 0 S: 4 P: 5	R: 0 H: 0 E: 0 LOB: 0 K: 0 BB: 0 S: 9 P: 12	R: 0 H: 0 E: 0 LOB: 0 K: 2 BB: 0 S: 8 P: 8	R: 0 H: 2 E: 0 LOB: 2 K: 1 BB: 0 S: 10 P: 12	R: 0 H: 1 E: 1 LOB: 2 K: 0 BB: 0 S: 8 P: 10	R: 0 H: 0 E: 0 LOB: 0 K: 1 BB: 0 S: 7 P: 10

1B: 4	SF: 0
2B: 0	SAC: 0
3B: 0	DP: 0
HR: 0	HBP: 0

WP: 0	PA: 34
PB: 0	
SB: 1	
CS: 0	

AB	32
R	0
H	4
RBI	0
BB	2
SO	7
LOB	12

PITCHER	IP	WLS	BF	H	R	ER	SO	BB	IBB	HBP	BLK	WP	HR	S	P	ERA	WHIP
John Curtis, L (1, 1) ERA: 3.84	9.0	W	34	4	0	0	7	2	0	0	0	0	0	68	95	0.00	0.667

PITCHER	IP	WLS	BF	H	R	ER	SO	BB	IBB	HBP	BLK	WP	HR	S	P	ERA	WHIP

Batter	1	2	3	4	5	6	7	8	9	AB	R	H	RBI	BB	SO	LOB
Larry Herndon, R (1, 8) OBP: 0.345, SLG: 0.481	X 0-0 ① F9		S B F B X 2-2 ① 1B S 1B		X 0-0 ① F6		X 0-0 ① 5-3		S S S 0-3 ① K	5	0	1	0	0	1	0
Joe Strain, R (1, 4) OBP: 0.323, SLG: 0.377	C B X 1-1 ② F7		C F B B X 2-2 1-3 ② FC6-4 1B		X 0-0 ② 4-3		X 0-0 1-3 1B		X 0-0 CS 1B	5	0	3	0	0	0	0
Jack Clark, R (1, 9) OBP: 0.353, SLG: 0.487	B B C B B 4-1 BB		S S X 0-2 ③ 1-2f FC6-4		X 0-0 HR		X 0-0 ② 1-3 1-2		X 0-0 ②③ 1-2 F2	4	1	1	1	1	0	4
Willie McCovey, L (1, 3) OBP: 0.347, SLG: 0.507	B F X 1-1 ③ F9			X 0-0 ① 4-3	X 0-0 ③ F8		B B B 4-0 BB			3	0	0	0	1	0	1
Darrell Evans, L (1, 5) OBP: 0.349, SLG: 0.392		C X 0-1 K2-6 1B		X 0-0 CS 1B		C C C 0-3 ① K	X 0-0 ③ F5			4	0	2	0	0	1	2
Terry Whitfield, L (1, 7) OBP: 0.361, SLG: 0.411		X 0-0 ① F7		X 0-0 ② 1-2 2B 1B		X 0-0 ② F8		B B B B 4-0 SH3-4 SF8 BB		3	2	1	0	1	0	1
Roger Metzger, S (1, 6) OBP: 0.274, SLG: 0.292		F C B F S 1-3 ②③ 1-2f K2-6		X 0-0 1-H 1B 2B	X 0-0 S 1B 1B			X 0-0 ① 1-3 SH3-4		3	2	2	1	0	1	1
Dennis Littlejohn, R (1, 2) OBP: 0.300, SLG: 0.333			X 0-0 ① F3	X 0-0 2-H 1B	X 0-0 1-H 1B			X 0-0 ② 3-H SF8		3	0	2	3	0	0	0
John Montefusco, R (1, 1) OBP: 0.105, SLG: 0.158 Gary Lavelle, S (9, 1) OBP: 0.500, SLG: 0.500			S F B X 1-2 ② F7	X 0-0 ③ F4		X 0-0 ③ F2		S S S 0-3 ③ K		4 0	0 0	0 0	0 0	0 0	1 0	2 0
Inning Stats	R: 0 H: 0 E: 0 LOB: 1 K: 0 BB: 1 S: 6 P: 12	R: 0 H: 1 E: 0 LOB: 1 K: 1 BB: 0 S: 7 P: 8	R: 0 H: 2 E: 0 LOB: 2 K: 0 BB: 0 S: 13 P: 18	R: 2 H: 4 E: 0 LOB: 1 K: 0 BB: 0 S: 6 P: 6	R: 1 H: 1 E: 0 LOB: 0 K: 0 BB: 0 S: 4 P: 4	R: 1 H: 2 E: 0 LOB: 1 K: 1 BB: 0 S: 7 P: 7	R: 0 H: 1 E: 0 LOB: 2 K: 0 BB: 1 S: 4 P: 8	R: 1 H: 0 E: 0 LOB: 0 K: 1 BB: 1 S: 5 P: 9	R: 0 H: 1 E: 0 LOB: 0 K: 1 BB: 0 S: 5 P: 5	1B: 10 SF: 1 2B: 2 SAC: 1 3B: 0 DP: 1 HR: 1 HBP: 0						WP: 0 PA: 39 PB: 0 SB: 2 CS: 2	

San Francisco Giants @ Montreal Expos

Olympic Stadium, Montreal, QB

Thu Jul 12 1979, 7:05 PM EDT

Att. 21,094 - Unknown

TOP

livebaseballscorecards.com

AB	34
R	5
H	12
RBI	5
BB	3
SO	4
LOB	11

PITCHER		IP	WLS	BF	H	R	ER	SO	BB	IBB	HBP	BLK	WP	HR	S	P	ERA	WHIP
Steve Rogers, R ERA: 2.52	(1, 1)	6.2	L	31	11	4	4	2	2	0	0	0	0	1	46	62	5.40	1.950
Rudy May, L ERA: 3.51	(7, 1)	0.1		1	0	0	0	0	0	0	0	0	0	0	1	1	0.00	0.000
Stan Bahnsen, R ERA: 2.86	(8, 1)	2.0		7	1	1	1	2	1	0	0	0	0	0	10	14	4.50	1.000

PITCHER	IP	WLS	BF	H	R	ER	SO	BB	IBB	HBP	BLK	WP	HR	S	P	ERA	WHIP

Batter	1	2	3	4	5	6	7	8	9	AB	R	H	RBI	BB	SO	LOB
Warren Cromartie, L (1, 7) OBP: 0.314, SLG: 0.413	4-3		2B		K		4-3		3-1	5	0	1	0	0	1	1
Rodney Scott, S (1, 4) OBP: 0.307, SLG: 0.269	2B 1B		F5		4-3		BB		L4	4	1	1	0	1	0	2
Andre Dawson, R (1, 8) OBP: 0.303, SLG: 0.471	1-H 2B		F4		K		F4		2-H 1B	5	0	2	2	0	1	2
Tony Perez, R (1, 3) OBP: 0.332, SLG: 0.433	F9		5-3			1B 1B BB		K	6-3	4	0	0	0	1	1	3
Gary Carter, R (1, 2) OBP: 0.349, SLG: 0.502	K			1B 1B G1-2-3 BB		F5		HR		3	1	1	1	1	1	2
Ellis Valentine, R (1, 9) OBP: 0.305, SLG: 0.436 Ken Macha, R (8, PR) OBP: 0.258, SLG: 0.207 (9, 9)		4-3		1-2 1B		1-2 1B		1B		4 0	0 0	3 0	0 0	0 0	0 0	0 0
Larry Parrish, R (1, 5) OBP: 0.346, SLG: 0.465	1B		F4		1-2 2-H 1B		K			4	0	2	0	0	1	3
Jim Mason, L (1, 6) OBP: 0.250, SLG: 0.259	K		1-2 2-3 1B		F8		L6			4	0	1	0	0	1	4
Steve Rogers, R (1, 1) OBP: 0.212, SLG: 0.204 Rudy May, L (7, 1) Jerry White, S (7, PH) OBP: 0.333, SLG: 0.434 Stan Bahnsen, R (8, 1) Tom Hutton, L (9, PH) OBP: 0.381, SLG: 0.486	G3		3-Hf G1-2-3				F5		3-1 1B BB	2 0 1 0 0	0 0 0 0 1	0 0 0 0 0	0 0 0 0 0	0 0 0 0 1	0 0 0 0 0	4 0 0 0 0
Inning Stats	R: 1 H: 2 E: 0 LOB: 1 K: 1 BB: 0 S: 10 P: 17	R: 0 H: 1 E: 0 LOB: 1 K: 1 BB: 0 S: 11 P: 17	R: 0 H: 1 E: 0 LOB: 1 K: 0 BB: 0 S: 14 P: 19	R: 0 H: 2 E: 0 LOB: 2 K: 0 BB: 1 S: 14 P: 23	R: 0 H: 0 E: 0 LOB: 0 K: 2 BB: 0 S: 8 P: 10	R: 0 H: 2 E: 0 LOB: 2 K: 0 BB: 1 S: 7 P: 12	R: 0 H: 0 E: 0 LOB: 1 K: 0 BB: 1 S: 8 P: 15	R: 1 H: 2 E: 0 LOB: 1 K: 2 BB: 0 S: 13 P: 15	R: 1 H: 1 E: 0 LOB: 1 K: 0 BB: 1 S: 6 P: 10	1B: 8 2B: 2 3B: 0 HR: 1	SF: 0 SAC: 0 DP: 1 HBP: 0					

PITCHER	IP	WLS	BF	H	R	ER	SO	BB	IBB	HBP	BLK	WP	HR	S	P	ERA	WHIP
John Montefusco, R (1, 1) ERA: 4.55	8.0	W	36	10	3	3	6	4	0	0	0	0	1	87	134	3.38	1.750
Gary Lavelle, L (9, 1) ERA: 2.44	1.0	S	4	1	0	0	0	0	0	0	0	0	0	4	4	0.00	1.000

PITCHER	IP	WLS	BF	H	R	ER	SO	BB	IBB	HBP	BLK	WP	HR	S	P	ERA	WHIP

BOTTOM

San Francisco Giants @ Montreal Expos

Olympic Stadium, Montreal, QB

Thu Jul 12 1979, 7:05 PM EDT

Att. 21,094 - Unknown

livebaseballscorecards.com

AB	36
R	3
H	11
RBI	3
BB	4
SO	6
LOB	21

San Diego Padres @ Montreal Expos

Olympic Stadium, Montreal, QB

Fri Jul 13 1979, 7:05 PM EDT

Unknown

TOP

livebaseballscorecards.com

Batter	1	2	3	4	5	6	7	8	9	AB	R	H	RBI	BB	SO	LOB
Gene Richards, L (1, 8) OBP: 0.349, SLG: 0.358	F9	4-3			1-3		HBP		3B	4	2	1	0	0	0	1
Ozzie Smith, S (1, 6) OBP: 0.259, SLG: 0.241	E7		F9		5-3		FC4-6		F3	5	1	2	0	0	0	1
Jerry Turner, L (1, 7) OBP: 0.323, SLG: 0.407	2B		4-3		1B		FC4-6		BB	4	2	2	2	1	0	1
Dave Winfield, R (1, 9) OBP: 0.404, SLG: 0.606	5-3		HR		1B		FC5-4		1B	4	2	3	3	1	0	1
Gene Tenace, R (1, 2) OBP: 0.400, SLG: 0.431	BB		FC4-6		F8		FC5-4		BB	3	0	1	0	2	0	3
Jay Johnstone, L (1, 3) OBP: 0.313, SLG: 0.336 Bill Almon, R (8, PR) OBP: 0.281, SLG: 0.234 Mark Lee, R (8, 1) OBP: 0.333, SLG: 0.333 Bob Owchinko, L (8, 1) OBP: 0.190, SLG: 0.105 Bobby Tolan, L (9, PH) Rollie Fingers, R (9, 1) OBP: 0.100, SLG: 0.100	F2		FC4-6			G3		BB	6-3	3 0 0 0 1 0	0 0 0 0 0 0	0 0 0 0 0 0	0 0 0 0 1 0	1 0 0 0 0 0	0 0 0 0 0 0	3 0 0 0 2 0
Kurt Bevacqua, R (1, 5) OBP: 0.350, SLG: 0.293		2B		F8	5-3			SH1-6-4	1B	4	0	2	1	0	0	0
Fernando Gonzalez, R (1, 4) OBP: 0.266, SLG: 0.385		K		F9	1B			G3	F4	5	0	1	0	0	1	5
Gaylord Perry, R (1, 1) OBP: 0.160, SLG: 0.229 Jim Wilhelm, R (6, PH) OBP: 0.286, SLG: 0.286 Steve Mura, R (6, 1) Dan Briggs, L (8, PH) OBP: 0.299, SLG: 0.400 (8, 3)		6-3		K		F9		K		2 1 0 1	0 0 0 0	0 0 0 0	0 0 0 0	1 0 0 1	1 1 0 2	1 1 0 2

	AB	37
	R	7
	H	12
	RBI	7
	BB	5
	SO	3
	LOB	21

Inning Stats	1	2	3	4	5	6	7	8	9						
	R: 1 E: 1 K: 0 S: 5	H: 2 LOB: 2 BB: 1 P: 9	R: 0 E: 0 K: 1 S: 6	H: 1 LOB: 1 BB: 0 P: 6	R: 1 E: 0 K: 0 S: 5	H: 2 LOB: 0 BB: 0 P: 5	R: 0 E: 0 K: 1 S: 5	H: 0 LOB: 1 BB: 0 P: 5	R: 1 E: 0 K: 0 S: 5	H: 2 LOB: 1 BB: 0 P: 5	R: 0 E: 0 K: 0 S: 4	H: 1 LOB: 1 BB: 0 P: 4	R: 1 E: 0 K: 0 S: 3	H: 1 LOB: 1 BB: 1 P: 8	R: 0 E: 0 K: 1 S: 5	H: 0 LOB: 2 BB: 1 P: 9	R: 3 E: 0 K: 0 S: 6	H: 3 LOB: 2 BB: 2 P: 14	1B: 6 2B: 4 3B: 1 HR: 1	SF: 0 SAC: 1 DP: 0 HBP: 1	WP: 0 PB: 0 SB: 0 CS: 1	PA: 44

PITCHER		IP	WLS	BF	H	R	ER	SO	BB	IBB	HBP	BLK	WP	HR	S	P	ERA	WHIP
Ross Grimsley, L ERA: 4.94	(1, 1)	6.1		30	9	4	4	2	1	0	1	0	0	1	32	37	5.68	1.579
Elias Sosa, R ERA: 2.21	(7, 1)	2.0	L	11	2	3	3	1	4	0	0	0	0	0	9	25	13.50	3.000
Woodie Fryman, L ERA: 1.87	(9, 1)	0.2		3	1	0	0	0	0	0	0	0	0	0	3	3	0.00	1.500

PITCHER	IP	WLS	BF	H	R	ER	SO	BB	IBB	HBP	BLK	WP	HR	S	P	ERA	WHIP

Batter	1	2	3	4	5	6	7	8	9	AB	R	H	RBI	BB	SO	LOB
Warren Cromartie, L (1, 7) OBP: 0.312, SLG: 0.413	0-0 1B 1B 2B	0-0 F6 ①		0-0 F7 ②		0-0 F8 ③		S S S 0-3 K ②		5	1	1	0	0	1	5
Rodney Scott, S (1, 6) OBP: 0.306, SLG: 0.268	0-0 BB 1B BB 1B 2-3	S S S 0-3 K ②		0-0 F7 ③			0-0 F8 ①	0-0 F9 ③		5	1	1	0	0	1	3
Andre Dawson, R (1, 8) OBP: 0.301, SLG: 0.467	0-0 BB BB BB 1B 1-2 3-H	0-0 L1 ③			0-0 F2 ①		0-0 F9 ②		0-0 F4 ①	5	1	1	1	0	0	0
Tony Perez, R (1, 3) OBP: 0.332, SLG: 0.430 Tony Solaita, L (7, PH) (8, 3) OBP: 0.440, SLG: 0.475	B B B B 4-0 BB BB BB 1-2 2-3		0-0 F9 ①		0-0 6-3 ②		B B B B 4-0 BB		0-0 F7 ②	2 1	0 0	0 0	0 0	1 1	0 0	0 0
Gary Carter, R (1, 2) OBP: 0.346, SLG: 0.495	B B B B 4-0 BB 1-2 2-3 3-H		0-0 F7 ②		0-0 6-3 ③		0-0 F5 ③	S S S	0-3 K ③	4	0	0	1	1	1	1
Ellis Valentine, R (1, 9) OBP: 0.312, SLG: 0.445	0-0 F9 ①		0-0 HR 2B			0-0 BB 1B		0-0 FC1-5 1B 1B		4	1	3	0	0	0	3
Larry Parrish, R (1, 5) OBP: 0.349, SLG: 0.477	0-0 F6 ②		0-0 HR 2-H			0-0 F9 ①		0-0 SH FC1-5 1B 1-2		4	1	2	2	0	0	4
Tony Bernazard, S (1, 4) OBP: 0.301, SLG: 0.467	B B B B 4-0 BB 1-2 2-3 3-H	S S S 0-3 K ③				B B B B 4-0 BB 1-2		0-0 FC1-5 SH ① 1-2 2-3f		2	0	0	1	2	1	2
Ross Grimsley, L (1, 1) OBP: 0.233, SLG: 0.279 Elias Sosa, R (7, 1) OBP: 0.222, SLG: 0.333 Woodie Fryman, R (9, 1)	0-0 F7 ③			0-0 G3 ①		0-0 F8 ②		0-0 SH 1-2 2-3		3 0 0	0 0 0	0 0 0	0 0 0	0 0 0	0 0 0	5 0 0
Inning Stats	R: 3 H: 3 E: 0 LOB: 3 K: 0 BB: 3 S: 6 P: 18	R: 0 H: 0 E: 0 LOB: 0 K: 1 BB: 0 S: 5 P: 5	R: 2 H: 2 E: 0 LOB: 0 K: 1 BB: 0 S: 7 P: 7	R: 0 H: 0 E: 0 LOB: 0 K: 0 BB: 0 S: 3 P: 3	R: 0 H: 0 E: 0 LOB: 0 K: 0 BB: 0 S: 3 P: 3	R: 0 H: 1 E: 0 LOB: 2 K: 0 BB: 1 S: 4 P: 8	R: 0 H: 0 E: 0 LOB: 1 K: 0 BB: 1 S: 3 P: 7	R: 0 H: 2 E: 1 LOB: 3 K: 1 BB: 0 S: 8 P: 8	R: 0 H: 0 E: 0 LOB: 0 K: 1 BB: 0 S: 5 P: 5	1B: 5 SF: 0 2B: 2 SAC: 1 3B: 0 DP: 0 HR: 1 HBP: 0					WP: 0 PA: 41 PB: 0 SB: 0 CS: 0		

PITCHER		IP	WLS	BF	H	R	ER	SO	BB	IBB	HBP	BLK	WP	HR	S	P	ERA	WHIP
Gaylord Perry, R ERA: 2.68	(1, 1)	5.0		23	5	5	5	2	3	0	0	0	0	1	24	36	9.00	1.600
Steve Mura, R ERA: 3.14	(6, 1)	2.0		9	1	0	0	0	2	0	0	0	0	0	7	15	0.00	1.500
Mark Lee, R ERA: 4.7	(8, 1)	0.1		4	2	0	0	0	0	0	0	0	0	0	4	4	0.00	6.000
Bob Owchinko, L ERA: 4.67	(8, 1)	0.2	W	2	0	0	0	1	0	0	0	0	0	0	4	4	0.00	0.000
Rollie Fingers, R ERA: 3.69	(9, 1)	1.0	S	3	0	0	0	1	0	0	0	0	0	0	5	5	0.00	0.000

PITCHER	IP	WLS	BF	H	R	ER	SO	BB	IBB	HBP	BLK	WP	HR	S	P	ERA	WHIP

BOTTOM

San Diego Padres @ Montreal Expos

Olympic Stadium, Montreal, QB

Fri Jul 13 1979, 7:05 PM EDT

Unknown

livebaseballscorecards.com

AB	35
R	5
H	8
RBI	5
BB	5
SO	4
LOB	23

Batter	1	2	3	4	5	6	7	8	9	AB	R	H	RBI	BB	SO	LOB
Gene Richards, L (1, 8) OBP: 0.349, SLG: 0.358	0-0 1-3 HR 1B		0-0 4-3		0-0 6-3		0-0 G5-3 1-2 1B	0-3 K		5	1	2	0	0	1	2
Ozzie Smith, S (1, 6) OBP: 0.255, SLG: 0.237	0-0 1-3 1-2		0-0 G3		0-0 4-3		0-0 G5-3 1-2 2-3f		0-3 K	5	0	0	0	0	1	3
Dan Briggs, L (1, 3) OBP: 0.299, SLG: 0.399 Steve Mura, R (7, 1) Mickey Lolich, S (7, 1) Gene Tenace, R (9, PH) OBP: 0.402, SLG: 0.445	0-0 F4		0-0 F8		0-0 1B		0-3 K		0-0 HR	3 0 0 1	0 0 0 1	1 0 0 1	0 0 0 1	0 0 0 0	0 0 0 0	1 0 0 0
Dave Winfield, R (1, 9) OBP: 0.406, SLG: 0.615	0-0 2-H HR			0-0 E 1B	0-0 5-3			0-0 E 1B	0-0 4-3	5	3	3	2	0	0	1
Jerry Turner, L (1, 7) OBP: 0.321, SLG: 0.404	0-0 F9			0-0 E3 1-H FC6-2-5		0-3 K		0-3 K	0-0 1B	5	0	1	0	0	2	1
Kurt Bevacqua, R (1, 5) OBP: 0.346, SLG: 0.290		0-3 K		0-0 5-3		0-0 G3		0-0 E9 1-H 4-3 1B	0-3 K	5	1	1	0	0	2	2
Fernando Gonzalez, R (1, 4) OBP: 0.270, SLG: 0.398		0-0 1B		0-0 FC6-2-5 3-H 1B		0-0 HR		0-0 4-3 3-H		4	1	2	2	0	0	1
Bill Fahey, L (1, 2) OBP: 0.316, SLG: 0.353		0-0 F7		4-0 1B IBB		0-0 L7		0-0 1B		3	0	1	0	1	0	1
Eric Rasmussen, R (1, 1) OBP: 0.111, SLG: 0.040 Mark Lee, R (1, 1) OBP: 0.400, SLG: 0.400 Jay Johnstone, L (5, 3) OBP: 0.324, SLG: 0.346 Bob Owchinko, L (5, 1) OBP: 0.182, SLG: 0.100		0-0 G3		0-0 1-2 2-H 1B			0-0 G5-3 1B 1B	0-0 1-2 1B		0 2 2 1	0 0 0 0	0 1 2 1	0 0 0 0	0 0 0 0	0 0 0 1	0 1 0 1
Inning Stats	R: 2 E: 0 K: 0 S: 5 H: 2 LOB: 0 BB: 0 P: 5	R: 0 E: 0 K: 1 S: 6 H: 1 LOB: 1 BB: 0 P: 6	R: 0 E: 0 K: 0 S: 3 H: 0 LOB: 0 BB: 0 P: 3	R: 1 E: 1 K: 0 S: 5 H: 2 LOB: 2 BB: 1 P: 9	R: 0 E: 0 K: 0 S: 4 H: 1 LOB: 1 BB: 0 P: 4	R: 1 E: 0 K: 1 S: 6 H: 1 LOB: 0 BB: 0 P: 6	R: 0 E: 0 K: 1 S: 6 H: 2 LOB: 1 BB: 0 P: 6	R: 2 E: 1 K: 2 S: 11 H: 4 LOB: 2 BB: 0 P: 11	R: 1 E: 0 K: 2 S: 9 H: 2 LOB: 1 BB: 0 P: 9	1B: 12 2B: 0 3B: 0 HR: 3	SF: 0 SAC: 0 DP: 1 HBP: 0						

PITCHER		IP	WLS	BF	H	R	ER	SO	BB	IBB	HBP	BLK	WP	HR	S	P	ERA	WHIP
David Palmer, R ERA: 3.63	(1, 1)	6.0		26	7	4	3	2	0	1	0	0	0	2	29	33	4.50	1.167
Rudy May, L ERA: 3.38	(7, 1)	1.0	W	4	2	0	0	1	0	0	0	0	0	0	6	6	0.00	2.000
Stan Bahnsen, R ERA: 3.22	(8, 1)	0.2		5	3	2	2	1	0	0	0	0	0	0	7	7	27.00	4.500
Woodie Fryman, L ERA: 2.06	(8, 1)	1.1	S	7	3	1	1	3	0	0	0	0	0	1	13	13	6.75	2.250

PITCHER	IP	WLS	BF	H	R	ER	SO	BB	IBB	HBP	BLK	WP	HR	S	P	ERA	WHIP

TOP

San Diego Padres @ Montreal Expos

Olympic Stadium, Montreal, QB

Fri Jul 13 1979, 7:05 PM EDT

Att. 44,549 - Unknown

livebaseballscorecards.com

AB	41
R	7
H	15
RBI	5
BB	1
SO	7
LOB	14

WP: 0	PB: 0	SB: 0	CS: 0	PA: 42		

Batter	1	2	3	4	5	6	7	8	9	AB	R	H	RBI	BB	SO	LOB
Warren Cromartie, L (1, 7) OBP: 0.317, SLG: 0.422	2B	G3			1B	SH1-3	1B			4	3	3	2	0	0	0
Rodney Scott, S (1, 6) OBP: 0.312, SLG: 0.274	BB		FC6-4		E	6-3				4	2	3	1	1	0	1
Andre Dawson, R (1, 8) OBP: 0.303, SLG: 0.472	FC6-5		FC6-4		E7	F9	F3			5	0	2	2	0	0	3
Ellis Valentine, R (1, 9) OBP: 0.309, SLG: 0.440	FC6-5		K2-4		F7		BB	K		3	0	0	1	0	1	3
Jerry White, S (6, 9) OBP: 0.337, SLG: 0.429										1	1	0	0	1	1	0
Tony Solaita, L (1, 3) OBP: 0.442, SLG: 0.463	BB			L8	HBP		SH	3B		1	0	0	0	1	0	0
Ken Macha, R (5, PH) OBP: 0.303, SLG: 0.300										1	2	1	0	0	0	0
(6, 3)																
Larry Parrish, R (1, 5) OBP: 0.346, SLG: 0.470	F7			F7	BB		E4	F4		4	1	0	0	1	0	4
Tony Bernazard, S (1, 4) OBP: 0.444, SLG: 0.333	F8			E6	K		2B	2B		4	1	1	1	1	1	5
Duffy Dyer, R (1, 2) OBP: 0.357, SLG: 0.375		5-3		IBB	F6		F6	IBB		3	0	0	0	2	0	6
David Palmer, R (1, 1)		K		F8		SH1-3	SF8	5-3		2	0	0	0	0	1	2
Dave Cash, R (6, PH) OBP: 0.542, SLG: 0.636						1B				1	0	1	0	0	0	0
Rudy May, L (7, 1)										0	0	0	0	0	0	0
Gary Carter, R (7, PH) OBP: 0.345, SLG: 0.495										0	0	0	1	0	0	0
Stan Bahnsen, R (8, 1)										0	0	0	0	0	0	0
Woodie Fryman, R (8, 1)										1	0	0	0	0	0	2
Inning Stats	R: 2 E: 0 K: 0 S: 5 H: 2 LOB: 2 BB: 2 P: 13	R: 0 E: 0 K: 1 S: 5 H: 0 LOB: 0 BB: 0 P: 5	R: 0 E: 0 K: 1 S: 5 H: 1 LOB: 1 BB: 0 P: 5	R: 0 E: 1 K: 0 S: 4 H: 0 LOB: 2 BB: 1 P: 8	R: 2 E: 1 K: 1 S: 8 H: 3 LOB: 3 BB: 1 P: 13	R: 0 E: 0 K: 0 S: 4 H: 1 LOB: 1 BB: 0 P: 4	R: 5 E: 1 K: 0 S: 7 H: 2 LOB: 1 BB: 2 P: 15	R: 1 E: 0 K: 1 S: 7 H: 2 LOB: 2 BB: 1 P: 11		1B: 5 2B: 6 3B: 1 HR: 0 SF: 1 SAC: 2 DP: 1 HBP: 1						

PITCHER		IP	WLS	BF	H	R	ER	SO	BB	IBB	HBP	BLK	WP	HR	S	P	ERA	WHIP
Eric Rasmussen, R ERA: 4.34	(1, 1)	0.0		0	0	0	0	0	0	0	0	0	0	0	0	0	∞	∞
Mark Lee, R ERA: 5.33	(1, 1)	4.0		21	6	4	4	2	2	1	0	0	1	0	22	34	9.00	2.000
Bob Owchinko, L ERA: 4.54	(5, 1)	2.1	L	14	1	4	1	1	3	0	1	0	0	0	12	25	3.86	1.714
Steve Mura, R ERA: 3.12	(7, 1)	0.1		1	0	0	0	0	0	0	0	0	0	0	1	1	0.00	0.000
Mickey Lolich, L ERA: 4.63	(7, 1)	1.1		9	4	2	1	1	0	1	0	0	0	0	10	14	6.75	3.000

PITCHER	IP	WLS	BF	H	R	ER	SO	BB	IBB	HBP	BLK	WP	HR	S	P	ERA	WHIP

BOTTOM

San Diego Padres @ Montreal Expos

Olympic Stadium, Montreal, QB

Fri Jul 13 1979, 7:05 PM EDT

Att. 44,549 - Unknown

livebaseballscorecards.com

AB	34
R	10
H	11
RBI	8
BB	7
SO	4
LOB	26

PA: 45
WP: 1
PB: 0
SB: 0
CS: 0

Batter	1	2	3	4	5	6	7	8	9	AB	R	H	RBI	BB	SO	LOB
Gene Richards, L (1, 8) OBP: 0.353, SLG: 0.369	0-0 1B	BBB 4-0 1B BB		x 0-0 4-3 ③		x 0-0 2-H 3-H HR		x 0-0 L6 ②		4	1	2	2	1	0	1
Ozzie Smith, S (1, 6) OBP: 0.254, SLG: 0.236	SSS 0-3 K ①	x 0-0 1-2 2-3 1B			x 0-0 6-3 ①	x 0-0 5-3 ③		x 0-0 F6 ③		5	0	1	0	0	1	2
Jerry Turner, L (1, 7) OBP: 0.316, SLG: 0.398	x 0-0 L9 ②	x 0-0 F9 ③			x 0-0 F1 ②		x 0-0 3-1 ①		x 0-0 B5-3 ①	5	0	0	0	0	0	4
Dan Briggs, L (9, 7) OBP: 0.299, SLG: 0.399										0	0	0	0	0	0	0
Dave Winfield, R (1, 9) OBP: 0.408, SLG: 0.618	x 0-0 6-3 ③		x 0-0 1B		x 0-0 FC5-4 1B		x 0-0 E 2B		x 0-0 1-3 ②	5	0	3	0	0	0	1
Gene Tenace, R (1, 3) OBP: 0.402, SLG: 0.442		BBBB 4-0 FC5 BB BB	x 0-0 F8 ①		x 0-0 FC5-4 1-2f ③		x 0-0 E 1B		SSS 0-3 K ③	4	0	1	0	1	1	2
Kurt Bevacqua, R (1, 5) OBP: 0.343, SLG: 0.284		BBBB 4-0 1-2 FC5 2B BB	x 0-0 F7 ②			x 0-0 E6 SH3-4 1B BLK	SSS 0-3 1-2 2-3 K ②			3	2	0	0	1	1	3
Paul Dade, R (9, 5) OBP: 0.330, SLG: 0.368										0	0	0	0	0	0	0
Fernando Gonzalez, R (1, 4) OBP: 0.269, SLG: 0.396		x 0-0 FC5 1-2 2-3f 2B ①	x 0-0 5-3 ③			x 0-0 BLK SH3-4 1-2 HR 1B	x 0-0 F7 ③			4	2	1	0	0	0	5
Fred Kendall, R (1, 2) OBP: 0.286, SLG: 0.281		x 0-0 1B 1-H 2-H 2B		x 0-0 L9 ①		x 0-0 SH3-4 1-2 2-3 ①		x 0-0 F3 ①		3	0	1	2	0	0	0
Randy Jones, R (1, 1) OBP: 0.184, SLG: 0.204		SSS 0-3 K ②		x 0-0 5-3 ②		SSS 0-3 K ②		x 0-0 1B		4	0	1	0	0	2	3
Inning Stats	R: 0 E: 0 K: 1 S: 6 H: 1 LOB: 1 BB: 0 P: 6	R: 2 E: 0 K: 1 S: 7 H: 2 LOB: 3 BB: 3 P: 19	R: 0 E: 0 K: 0 S: 4 H: 1 LOB: 1 BB: 0 P: 4	R: 0 E: 0 K: 0 S: 3 H: 0 LOB: 0 BB: 0 P: 3	R: 0 E: 0 K: 0 S: 4 H: 1 LOB: 1 BB: 0 P: 4	R: 3 E: 1 K: 1 S: 8 H: 2 LOB: 0 BB: 0 P: 8	R: 0 E: 1 K: 1 S: 7 H: 2 LOB: 2 BB: 0 P: 7	R: 0 E: 0 K: 0 S: 4 H: 1 LOB: 1 BB: 0 P: 4	R: 0 E: 0 K: 1 S: 5 H: 0 LOB: 0 BB: 0 P: 5	1B: 7 2B: 2 3B: 0 HR: 1 SF: 0 SAC: 1 DP: 0 HBP: 0						

PITCHER		IP	WLS	BF	H	R	ER	SO	BB	IBB	HBP	BLK	WP	HR	S	P	ERA	WHIP
Bill Lee, L ERA: 3.35	(1, 1)	6.0	L	29	7	5	2	3	3	0	0	1	0	1	32	44	3.00	1.667
Dan Schatzeder, L ERA: 2.45	(7, 1)	3.0		12	3	0	0	2	0	0	0	0	0	0	16	16	0.00	1.000

PITCHER	IP	WLS	BF	H	R	ER	SO	BB	IBB	HBP	BLK	WP	HR	S	P	ERA	WHIP

TOP

San Diego Padres @ Montreal Expos

Olympic Stadium, Montreal, QB

Sat Jul 14 1979, 7:05 PM EDT

Att. 27,826 - Unknown

livebaseballscorecards.com

AB	37
R	5
H	10
RBI	4
BB	3
SO	5
LOB	21

PA: 41

WP: 0
PB: 0
SB: 0
CS: 0

Batter	1	2	3	4	5	6	7	8	9	AB	R	H	RBI	BB	SO	LOB
Warren Cromartie, L (1, 7) OBP: 0.322, SLG: 0.429	1-3 2B	1-2 1B		FC6-4 1-2 1B			L4			4	0	3	0	0	0	0
Rodney Scott, S (1, 6) OBP: 0.312, SLG: 0.272	BBBB 1-3 BB	1-3		FC6-4 1-2f			F7			3	0	0	0	1	0	4
Andre Dawson, R (1, 8) OBP: 0.302, SLG: 0.469	F3		G6-4-3 1B 1B		B5-3		5-3			4	0	1	0	0	0	2
Tony Perez, R (1, 3) OBP: 0.331, SLG: 0.428	1-3 1-2 2-3		G6-4-3 1-2 1B		F9			F7		4	0	1	0	0	0	2
Gary Carter, R (1, 2) OBP: 0.344, SLG: 0.489	BBBB BB		G6-4-3 1-2f 2-3		F2			6-3		3	0	0	0	1	0	2
Ellis Valentine, R (1, 9) OBP: 0.308, SLG: 0.448	F8		6-3			HR		F9		4	1	1	1	0	0	4
Larry Parrish, R (1, 5) OBP: 0.345, SLG: 0.467		F9		6-3		G5-4-3 1B			F8	4	0	1	0	0	0	0
Tony Bernazard, S (1, 4) OBP: 0.462, SLG: 0.250		BBBB 1B BB		BBBB FC6-4 BB		G5-4-3 1-2f			6-3	2	0	0	0	2	0	1
Bill Lee, L (1, 1) OBP: 0.190, SLG: 0.190 Ken Macha, R (6, PH) OBP: 0.294, SLG: 0.290 Dan Schatzeder, L (7, 1) OBP: 0.321, SLG: 0.375 Dave Cash, R (9, PH) OBP: 0.520, SLG: 0.609		SSS K		FC6-4 1B 1-2f		4-3			6-3	2 1 0 1	0 0 0 0	0 0 0 0	0 0 0 0	1 0 0 0	2 0 0 0	2 0 0 0
Inning Stats	R: 0 E: 0 K: 0 S: 4 H: 1 LOB: 3 BB: 2 P: 12	R: 0 E: 0 K: 1 S: 6 H: 1 LOB: 2 BB: 1 P: 10	R: 0 E: 0 K: 0 S: 4 H: 2 LOB: 1 BB: 0 P: 4	R: 0 E: 0 K: 0 S: 4 H: 1 LOB: 2 BB: 1 P: 8	R: 0 E: 0 K: 0 S: 3 H: 0 LOB: 0 BB: 0 P: 3	R: 1 E: 0 K: 0 S: 4 H: 2 LOB: 0 BB: 0 P: 4	R: 0 E: 0 K: 0 S: 3 H: 0 LOB: 0 BB: 0 P: 3	R: 0 E: 0 K: 0 S: 3 H: 0 LOB: 0 BB: 0 P: 3	R: 0 E: 0 K: 0 S: 3 H: 0 LOB: 0 BB: 0 P: 3	1B: 5 2B: 1 3B: 0 HR: 1	SF: 0 SAC: 0 DP: 2 HBP: 0						

PITCHER	IP	WLS	BF	H	R	ER	SO	BB	IBB	HBP	BLK	WP	HR	S	P	ERA	WHIP
Randy Jones, L (1, 1) ERA: 3.71	9.0	W	36	7	1	1	1	4	0	0	0	0	1	34	50	1.00	1.222

PITCHER	IP	WLS	BF	H	R	ER	SO	BB	IBB	HBP	BLK	WP	HR	S	P	ERA	WHIP

BOTTOM

San Diego Padres @ Montreal Expos

Olympic Stadium, Montreal, QB

Sat Jul 14 1979, 7:05 PM EDT

Att. 27,826 - Unknown

livebaseballscorecards.com

AB	32
R	1
H	7
RBI	1
BB	4
SO	1
LOB	17

WP: 0 PB: 0 SB: 0 CS: 0 PA: 36

Batter	1	2	3	4	5	6	7	8	9	AB	R	H	RBI	BB	SO	LOB
Gene Richards, L (1, 8) OBP: 0.349, SLG: 0.364	K		F4		F7			6-3		4	0	0	0	0	1	2
Ozzie Smith, S (1, 6) OBP: 0.254, SLG: 0.237	F5			1B		K			4-3	4	0	1	0	0	1	0
Gene Tenace, R (1, 2) OBP: 0.397, SLG: 0.436	K			F8		K			K	4	0	0	0	0	3	1
Dave Winfield, R (1, 9) OBP: 0.409, SLG: 0.619		K		1B		F8			2B	4	0	2	0	0	1	0
Jerry Turner, L (1, 7) OBP: 0.313, SLG: 0.393		K		K			F8		F8	4	0	0	0	0	2	3
Jay Johnstone, L (1, 3) OBP: 0.317, SLG: 0.338		F8		F9			K			3	0	0	0	0	1	2
Kurt Bevacqua, R (1, 5) OBP: 0.349, SLG: 0.292			1B		S 1B		4-3			3	0	2	0	0	0	0
Fernando Gonzalez, R (1, 4) OBP: 0.266, SLG: 0.392			L7		K			F9		3	0	0	0	0	1	2
John D'Acquisto, R (1, 1) OBP: 0.143, SLG: 0.150			K		K			4-3		2	0	0	0	0	2	2
Bobby Tolan, L (8, PH)										1	0	0	0	0	0	0
Bob Shirley, R (8, 1) OBP: 0.111, SLG: 0.115										0	0	0	0	0	0	0
Rollie Fingers, R (8, 1) OBP: 0.100, SLG: 0.100										0	0	0	0	0	0	0
Inning Stats	R: 0 E: 0 K: 2 S: 7 H: 0 LOB: 0 BB: 0 P: 7	R: 0 E: 0 K: 2 S: 7 H: 0 LOB: 0 BB: 0 P: 7	R: 0 E: 0 K: 1 S: 6 H: 1 LOB: 1 BB: 0 P: 6	R: 0 E: 0 K: 1 S: 7 H: 2 LOB: 2 BB: 0 P: 7	R: 0 E: 0 K: 2 S: 8 H: 1 LOB: 1 BB: 0 P: 8	R: 0 E: 0 K: 2 S: 7 H: 0 LOB: 0 BB: 0 P: 7	R: 0 E: 0 K: 1 S: 5 H: 0 LOB: 0 BB: 0 P: 5	R: 0 E: 0 K: 0 S: 3 H: 0 LOB: 0 BB: 0 P: 3	R: 0 E: 0 K: 1 S: 6 H: 1 LOB: 1 BB: 0 P: 6	1B: 4 2B: 1 3B: 0 HR: 0 SF: 0 SAC: 0 DP: 0 HBP: 0						

PITCHER	IP	WLS	BF	H	R	ER	SO	BB	IBB	HBP	BLK	WP	HR	S	P	ERA	WHIP
Scott Sanderson, R (1, 1) ERA: 3.28	5.0	W	19	4	0	0	8	0	0	0	0	0	0	35	35	0.00	0.800
Elias Sosa, R (6, 1) ERA: 2.07	4.0	S	13	1	0	0	4	0	0	0	0	0	0	21	21	0.00	0.250

PITCHER	IP	WLS	BF	H	R	ER	SO	BB	IBB	HBP	BLK	WP	HR	S	P	ERA	WHIP

TOP

San Diego Padres @ Montreal Expos

Olympic Stadium, Montreal, QB

Sun Jul 15 1979, 3:33 AM EDT

Att. 27,747 - Unknown

livebaseballscorecards.com

AB	32
R	0
H	5
RBI	0
BB	0
SO	12
LOB	12

WP: 0 PB: 0 SB: 1 CS: 0 PA: 32

Batter	1	2	3	4	5	6	7	8	9	AB	R	H	RBI	BB	SO	LOB
Warren Cromartie, L (1, 7) OBP: 0.318, SLG: 0.424	6-3		F8		F8			K		4	0	0	0	0	1	1
Rodney Scott, S (1, 6) OBP: 0.308, SLG: 0.268	K		6-3			B5-3		K		4	0	0	0	0	2	1
Andre Dawson, R (1, 8) OBP: 0.304, SLG: 0.487	F2			K		HR		HR		4	2	2	2	0	1	0
Tony Perez, R (1, 3) OBP: 0.328, SLG: 0.423		6-3		L7		K		K		3	0	0	0	0	1	0
Tom Hutton, L (8, 3) OBP: 0.372, SLG: 0.474										1	0	0	0	0	1	0
Gary Carter, R (1, 2) OBP: 0.347, SLG: 0.491		CS 1B		HR 1B		K				3	1	2	0	0	1	0
Ellis Valentine, R (1, 9) OBP: 0.311, SLG: 0.465		1-2 2B		1-H HR			K			3	1	2	2	0	1	0
Larry Parrish, R (1, 5) OBP: 0.341, SLG: 0.462		K		F9			F8			3	0	0	0	0	1	1
Tony Bernazard, S (1, 4) OBP: 0.563, SLG: 0.333			S BB		CS 1B		BB			1	0	1	0	2	0	0
Scott Sanderson, R (1, 1) OBP: 0.143, SLG: 0.200			B5-3 1-2		F9 1-2		L3			1	0	0	0	0	0	1
Jim Mason, L (5, PH) OBP: 0.246, SLG: 0.255										1	0	0	0	0	0	1
Elias Sosa, R (6, 1) OBP: 0.200, SLG: 0.300										1	0	0	0	0	0	1
Inning Stats	R: 0 E: 0 K: 1 S: 5 H: 0 LOB: 0 BB: 0 P: 5	R: 0 E: 0 K: 1 S: 6 H: 2 LOB: 1 BB: 0 P: 6	R: 0 E: 0 K: 0 S: 3 H: 0 LOB: 1 BB: 1 P: 7	R: 2 E: 0 K: 1 S: 7 H: 2 LOB: 0 BB: 0 P: 7	R: 0 E: 0 K: 0 S: 3 H: 1 LOB: 0 BB: 0 P: 3	R: 1 E: 0 K: 2 S: 8 H: 1 LOB: 0 BB: 0 P: 8	R: 0 E: 0 K: 1 S: 5 H: 0 LOB: 1 BB: 1 P: 9	R: 1 E: 0 K: 3 S: 10 H: 1 LOB: 0 BB: 0 P: 10								

PITCHER		IP	WLS	BF	H	R	ER	SO	BB	IBB	HBP	BLK	WP	HR	S	P	ERA	WHIP
John D'Acquisto, R ERA: 4.73	(1, 1)	7.0	L	27	6	3	3	6	2	0	0	0	0	2	37	45	3.86	1.143
Bob Shirley, L ERA: 2.87	(8, 1)	0.1		1	0	0	0	1	0	0	0	0	0	0	3	3	0.00	0.000
Rollie Fingers, R ERA: 3.8	(8, 1)	0.2		3	1	1	1	2	0	0	0	0	0	1	7	7	13.50	1.500

PITCHER	IP	WLS	BF	H	R	ER	SO	BB	IBB	HBP	BLK	WP	HR	S	P	ERA	WHIP

BOTTOM

San Diego Padres @ Montreal Expos

Olympic Stadium, Montreal, QB

Sun Jul 15 1979, 3:33 AM EDT

Att. 27,747 - Unknown

livebaseballscorecards.com

AB	29
R	4
H	7
RBI	4
BB	2
SO	9
LOB	6

1B: 3 SF: 0
2B: 1 SAC: 0
3B: 0 DP: 0
HR: 3 HBP: 0

WP: 0 PA: 31
PB: 0
SB: 1
CS: 2

Batter	1	2	3	4	5	6	7	8	9	AB	R	H	RBI	BB	SO	LOB
Warren Cromartie, L (1, 7) OBP: 0.318, SLG: 0.425	0-0 2B	0-0 F9			0-0 P5			0-0 4-3		4	0	1	0	0	0	2
Rodney Scott, S (1, 6) OBP: 0.305, SLG: 0.265	0-0 F8		0-0 G3		0-0 FC6-4 1-2f			0-0 3-1		4	0	0	0	0	0	2
Andre Dawson, R (1, 8) OBP: 0.306, SLG: 0.486	BBBB 4-0 BB		0-0 1B		SSS 0-3 K			0-0 P6		3	0	1	0	1	1	1
Tony Perez, R (1, 3) OBP: 0.327, SLG: 0.419	SSS 0-3 K		0-0 F8			0-0 F8			BBBB 4-0 FC6-4 BB	3	0	0	0	1	1	3
Gary Carter, R (1, 2) OBP: 0.343, SLG: 0.484	SSS 0-3 K		0-0 G3			0-0 F7			0-0 P4	4	0	0	0	0	1	4
Jerry White, S (1, 9) OBP: 0.333, SLG: 0.414		BBBB 4-0 SH1-3 1B 4-3 BB		0-0 F7		0-0 L5			0-0 FC6-4 1-2f HR	3	2	0	0	1	0	1
Larry Parrish, R (1, 5) OBP: 0.343, SLG: 0.473		0-0 4-3 SH1-3 1-2 1B		0-0 5-3			0-0 P5		0-0 1-H HR	4	1	2	2	0	0	0
Tony Bernazard, S (1, 4) OBP: 0.529, SLG: 0.300 Stan Bahnsen, R (4, 1) Tom Hutton, L (7, PH) OBP: 0.386, SLG: 0.487 David Palmer, R (7, 1) Tony Solaita, L (9, PH) OBP: 0.434, SLG: 0.452		0-0 SH1-3 1-2 2-3		SSS 0-3 K			0-0 G5-4-3 1B		0-0 F8	1 0 1 0 1	0 0 0 0 0	0 0 1 0 0	0 0 0 0 0	0 0 0 0 0	1 0 0 0 0	0 0 0 0 0
Dan Schatzeder, L (1, 1) OBP: 0.310, SLG: 0.360 Dave Cash, R (4, 4) OBP: 0.519, SLG: 0.600		0-0 4-3 2-3 3-H			0-0 FC6-4 1B		0-0 G5-4-3 1-2f			1 2	0 0	0 1	1 0	0 0	0 0	1 1

TOP

Montreal Expos @ Los Angeles Dodgers

Dodger Stadium, Los Angeles, CA

Thu Jul 19 1979, 7:05 PM PDT

Att. 29,046 - Unknown

livebaseballscorecards.com

AB	31
R	3
H	6
RBI	3
BB	3
SO	4
LOB	15

Inning Stats	1	2	3	4	5	6	7	8	9	
	R: 0 E: 0 K: 2 S: 8	R: 1 E: 0 K: 0 S: 4	R: 0 E: 0 K: 0 S: 4	R: 0 E: 0 K: 1 S: 5	R: 0 E: 0 K: 1 S: 6	R: 0 E: 0 K: 0 S: 3	R: 0 E: 0 K: 0 S: 3	R: 0 E: 0 K: 0 S: 3	R: 2 E: 0 K: 0 S: 4	1B: 4 2B: 1 3B: 0 HR: 1
	H: 1 LOB: 2 BB: 1 P: 12	H: 1 LOB: 1 BB: 1 P: 8	H: 1 LOB: 1 BB: 0 P: 4	H: 0 LOB: 0 BB: 0 P: 5	H: 1 LOB: 1 BB: 0 P: 6	H: 0 LOB: 0 BB: 0 P: 3	H: 1 LOB: 0 BB: 0 P: 3	H: 0 LOB: 0 BB: 0 P: 3	H: 1 LOB: 0 BB: 1 P: 8	SF: 0 SAC: 1 DP: 1 HBP: 0

WP: 0 PB: 0 SB: 0 CS: 0 PA: 35

PITCHER	IP	WLS	BF	H	R	ER	SO	BB	IBB	HBP	BLK	WP	HR	S	P	ERA	WHIP
Burt Hooton, R (1, 1) ERA: 3.05	9.0	W	35	6	3	3	4	3	0	0	0	0	1	40	52	3.00	1.000

PITCHER	IP	WLS	BF	H	R	ER	SO	BB	IBB	HBP	BLK	WP	HR	S	P	ERA	WHIP

Batter	1	2	3	4	5	6	7	8	9	AB	R	H	RBI	BB	SO	LOB
Davey Lopes, R (1, 4) OBP: 0.357, SLG: 0.508	5-3	P3		1-H HR		BBB 4-0 S 1B BB		BBB 4-0 FC4-6 BB		3	1	1	2	2	0	0
Bill Russell, R (1, 6) OBP: 0.291, SLG: 0.365	0-0 WP 1B 1B	L6		L5		1-2 S 1B		1-2f FC4-6		5	1	2	0	0	0	1
Reggie Smith, S (1, 8) (8, 9) OBP: 0.361, SLG: 0.468	1-H 1-3 1B		1B	4-3		1-2 2-3 F7				4	0	2	1	0	0	2
Steve Garvey, R (1, 3) OBP: 0.350, SLG: 0.484	1-2 1-3		S S S K		G4-6-3 1B		F2			4	0	1	0	0	1	2
Ron Cey, R (1, 5) OBP: 0.385, SLG: 0.495	S S S K		F7		1-2 G4-6-3 1B		WP 1B			4	0	2	0	0	1	2
Dusty Baker Jr., R (1, 7) OBP: 0.326, SLG: 0.430		E6 1B HR 1B	S S S K		1-2f 2-3 G4-6-3		1-3 6-3			4	1	1	0	0	1	4
Derrel Thomas, S (8, 8) OBP: 0.344, SLG: 0.355										0	0	0	0	0	0	0
Joe Ferguson, R (1, 9) (8, 7) OBP: 0.362, SLG: 0.429		2-3 HR 1B		IHR	S S S K		6-3			4	2	2	1	0	1	2
Steve Yeager, R (1, 2) OBP: 0.292, SLG: 0.424		1-H 3-H HR		HR 1B	S S S K			F7		4	2	2	3	0	1	0
Burt Hooton, R (1, 1) OBP: 0.189, SLG: 0.231		S S S K		P3	P3			F8		4	0	0	0	0	1	1
Inning Stats	R: 1 E: 0 K: 1 S: 7 H: 2 LOB: 1 BB: 0 P: 7	R: 3 E: 1 K: 1 S: 8 H: 3 LOB: 0 BB: 0 P: 8	R: 0 E: 0 K: 2 S: 8 H: 1 LOB: 1 BB: 0 P: 8	R: 3 E: 0 K: 0 S: 6 H: 3 LOB: 0 BB: 0 P: 6	R: 0 E: 0 K: 1 S: 6 H: 2 LOB: 1 BB: 0 P: 6	R: 0 E: 0 K: 1 S: 6 H: 1 LOB: 2 BB: 1 P: 10	R: 0 E: 0 K: 0 S: 4 H: 1 LOB: 1 BB: 0 P: 4	R: 0 E: 0 K: 0 S: 3 H: 0 LOB: 1 BB: 1 P: 7		1B: 10 2B: 0 3B: 0 HR: 3	SF: 0 SAC: 0 DP: 1 HBP: 0						

PITCHER		IP	WLS	BF	H	R	ER	SO	BB	IBB	HBP	BLK	WP	HR	S	P	ERA	WHIP
Dan Schatzeder, L ERA: 3.14	(1, 1)	3.1	L	19	9	7	7	4	0	0	0	0	1	2	27	27	18.90	2.700
Stan Bahnsen, R ERA: 3.04	(4, 1)	2.2		11	3	0	0	2	1	0	0	0	0	0	14	18	0.00	1.500
David Palmer, R ERA: 3.44	(7, 1)	2.0		8	1	0	0	0	1	0	0	0	1	0	7	11	0.00	1.000

PITCHER	IP	WLS	BF	H	R	ER	SO	BB	IBB	HBP	BLK	WP	HR	S	P	ERA	WHIP

BOTTOM

Montreal Expos @ Los Angeles Dodgers

Dodger Stadium, Los Angeles, CA

Thu Jul 19 1979, 7:05 PM PDT

Att. 29,046 - Unknown

livebaseballscorecards.com

AB	36
R	7
H	13
RBI	7
BB	2
SO	6
LOB	14

WP: 3 PA: 38
PB: 0
SB: 2
CS: 0

Batter	1	2	3	4	5	6	7	8	9	10	11	AB	R	H	RBI	BB	SO	LOB
Warren Cromartie, L (1, 7) OBP: 0.317, SLG: 0.423	F8		F8			SF8 SH 1-2 1B		SH1-3 2-3	G3		SH5-4 1-2	4	0	1	0	0	0	2
Rodney Scott, S (1, 6) OBP: 0.314, SLG: 0.276	CS 1B			CS 1B		SH 1-2 2-3		1B 3-H 1B		SH3-4 1B 1B	2-H 1B	5	1	5	2	0	0	0
Andre Dawson, R (1, 8) OBP: 0.302, SLG: 0.479	F8 1-2			K 1-2		P4		P5		SH3-4 1-2	K	5	0	0	0	0	2	7
Tony Perez, R (1, 3) OBP: 0.327, SLG: 0.416		F3		F8		SF8 2-3 3-H		1-2 1B		1B 1B IBB	F8	4	1	1	1	1	0	1
Gary Carter, R (1, 2) OBP: 0.343, SLG: 0.483		1B			F8	F2		K		1B 1-2 2-H 1B		5	0	2	1	0	1	4
Ellis Valentine, R (1, 9) OBP: 0.306, SLG: 0.457		F6			F8		F8		F9	K		5	0	0	0	0	1	3
Larry Parrish, R (1, 5) OBP: 0.348, SLG: 0.475		K			1B		F7		BB 1B	1-2 2-H 1B		5	0	3	1	0	1	1
Tony Bernazard, S (1, 4) OBP: 0.500, SLG: 0.286			P2-4 1B		G3		K		1-2 BB	4-3		4	0	1	0	1	1	3
Steve Rogers, R (1, 1) OBP: 0.222, SLG: 0.216 Dave Cash, R (8, PH) OBP: 0.536, SLG: 0.615 Elias Sosa, R (8, 1) OBP: 0.200, SLG: 0.300 Tom Hutton, L (9, PH) OBP: 0.388, SLG: 0.487 Ken Macha, R (9, PH) OBP: 0.286, SLG: 0.281 Stan Bahnsen, R (9, 1) Jerry White, S (11, PH) OBP: 0.340, SLG: 0.414 Woodie Fryman, R (11, 1)			P2-4 1-2f			SH SF8 1B 1B		E6 SH1-3 1B 1B		K	SH5-4 1B BB	2 1 0 0 1 0 0 0	1 1 0 0 0 0 1 0	1 1 0 0 0 0 2 0	0 0 0 0 1 0 0 0	0 0 0 0 0 0 0 0	0 0 0 0 0 0 0 0	1 0 0 0 2 0 0 0
Inning Stats	R: 0 E: 0 K: 0 S: 3 H: 1 LOB: 0 BB: 0 P: 3	R: 0 E: 0 K: 1 S: 6 H: 1 LOB: 1 BB: 0 P: 6	R: 0 E: 0 K: 0 S: 3 H: 1 LOB: 0 BB: 0 P: 3	R: 0 E: 0 K: 1 S: 5 H: 1 LOB: 0 BB: 0 P: 5	R: 0 E: 0 K: 0 S: 4 H: 1 LOB: 1 BB: 0 P: 4	R: 1 E: 0 K: 0 S: 6 H: 2 LOB: 2 BB: 0 P: 6	R: 0 E: 0 K: 1 S: 5 H: 0 LOB: 0 BB: 0 P: 5	R: 1 E: 1 K: 1 S: 8 H: 3 LOB: 2 BB: 0 P: 8	R: 0 E: 0 K: 1 S: 6 H: 1 LOB: 2 BB: 1 P: 10	R: 2 E: 0 K: 1 S: 8 H: 3 LOB: 2 BB: 1 P: 12	R: 1 E: 0 K: 1 S: 6 H: 1 LOB: 1 BB: 1 P: 10							

PITCHER		IP	WLS	BF	H	R	ER	SO	BB	IBB	HBP	BLK	WP	HR	S	P	ERA	WHIP
Rick Sutcliffe, R ERA: 3.66	(1, 1)	8.1		35	11	2	2	4	1	0	0	0	0	0	42	46	2.16	1.440
Terry Forster, L ERA: 4.05	(9, 1)	0.2		2	0	0	0	1	0	0	0	0	0	0	4	4	0.00	0.000
Lerrin LaGrow, R ERA: 5.88	(10, 1)	1.0		8	3	3	3	1	1	1	0	0	0	0	8	16	27.00	4.000
Dave Patterson, R ERA: 6.2	(11, 1)	1.0	W	4	1	0	0	1	0	0	0	0	0	0	6	6	0.00	1.000

PITCHER	IP	WLS	BF	H	R	ER	SO	BB	IBB	HBP	BLK	WP	HR	S	P	ERA	WHIP

TOP

Montreal Expos @ Los Angeles Dodgers

Dodger Stadium, Los Angeles, CA

Fri Jul 20 1979, 7:05 PM PDT

Att. 48,825 - Unknown

livebaseballscorecards.com

AB	41
R	5
H	15
RBI	5
BB	3
SO	7
LOB	24

1B: 15	SF: 1	WP: 0	PA: 49
2B: 1	SAC: 4	PB: 0	
3B: 0	DP: 1	SB: 0	
HR: 0	HBP: 0	CS: 2	

Batter	1	2	3	4	5	6	7	8	9	10	11	AB	R	H	RBI	BB	SO	LOB
Davey Lopes, R (1, 4) OBP: 0.355, SLG: 0.503	F7	F8			BB, SH1-4, 5-3 BB		4-3		5-3		SH1-4 1-2	4	1	0	0	1	0	1
Bill Russell, R (1, 6) OBP: 0.290, SLG: 0.370	K	6-3			SH1-4 1-2		F3		F8		2-H HR	5	1	1	2	0	1	0
Reggie Smith, S (1, 8) OBP: 0.361, SLG: 0.468 Gary Thomasson, L (1, 8) OBP: 0.353, SLG: 0.379 Derrel Thomas, S (7, PR) OBP: 0.347, SLG: 0.355 (8, 8)	BB, 1B BB	F7			5-3, BB BB		1B BB			HR BB		0 1 0	0 0 2	0 0 0	0 3 1	0 0 0	0 0 0	0 0 0
Steve Garvey, R (1, 3) OBP: 0.355, SLG: 0.495	BB 1-2 1B	1-3			5-3 1-2 2-3 BB		1-H 1B			1-H HR		4	1	3	3	1	0	0
Ron Cey, R (1, 5) OBP: 0.386, SLG: 0.489	1-2 2-3 BB			6-3 BB	5-3 1-2 2-3 3-H		K			K		3	0	0	1	2	2	4
Dusty Baker Jr., R (1, 7) OBP: 0.321, SLG: 0.423	P7			6-3 1-2	K		F7			5-3		5	0	0	0	0	1	6
Joe Ferguson, R (1, 9) OBP: 0.363, SLG: 0.422				BB	K	K	5-3			BB		3	0	0	0	2	2	1
Steve Yeager, R (1, 2) OBP: 0.289, SLG: 0.415		F9		IBB		P4	K			F8		4	0	0	0	1	1	2
Rick Sutcliffe, L (1, 1) OBP: 0.245, SLG: 0.347 Terry Forster, L (9, 1) Von Joshua, L (9, PH) OBP: 0.330, SLG: 0.468 Lerrin LaGrow, R (10, 1) Dave Patterson, R (11, 1) Manny Mota, R (11, PH) OBP: 0.346, SLG: 0.292 Ted Martinez, R (11, PR) OBP: 0.340, SLG: 0.375	F2			K	K	K			K		SH1-4 HR 1B	3 0 1 0 0 1 0	0 0 0 0 0 0 1	0 0 0 0 0 1 0	0 0 0 0 0 0 0	0 0 1 0 0 0 0	2 0 0 0 0 0 0	3 0 0 0 0 0 0
Inning Stats	R: 0 E: 0 K: 1 S: 6 H: 1 LOB: 3 BB: 2 P: 14	R: 0 E: 0 K: 0 S: 3 H: 0 LOB: 1 BB: 1 P: 7	R: 0 E: 0 K: 0 S: 3 H: 0 LOB: 0 BB: 0 P: 3	R: 0 E: 0 K: 2 S: 7 H: 0 LOB: 2 BB: 2 P: 15	R: 1 E: 0 K: 1 S: 5 H: 0 LOB: 2 BB: 3 P: 17	R: 0 E: 0 K: 2 S: 7 H: 0 LOB: 0 BB: 0 P: 7	R: 1 E: 0 K: 1 S: 6 H: 1 LOB: 2 BB: 1 P: 10	R: 0 E: 0 K: 1 S: 5 H: 0 LOB: 0 BB: 0 P: 5	R: 0 E: 0 K: 1 S: 5 H: 0 LOB: 0 BB: 0 P: 5	R: 2 E: 0 K: 1 S: 6 H: 1 LOB: 1 BB: 2 P: 14	R: 2 E: 0 K: 0 S: 3 H: 2 LOB: 1 BB: 0 P: 3	1B: 3 2B: 0 3B: 0 HR: 2	SF: 0 SAC: 2 DP: 0 HBP: 0				WP: 0 PB: 0 SB: 0 CS: 0	PA: 47	

PITCHER		IP	WLS	BF	H	R	ER	SO	BB	IBB	HBP	BLK	WP	HR	S	P	ERA	WHIP
Steve Rogers, R ERA: 2.52	(1, 1)	7.0		32	2	2	2	7	8	1	0	0	0	0	37	73	2.57	1.429
Elias Sosa, R ERA: 2.03	(8, 1)	1.0		3	0	0	0	1	0	0	0	0	0	0	5	5	0.00	0.000
Stan Bahnsen, R ERA: 3.28	(9, 1)	2.0		9	1	2	2	2	2	0	0	0	0	1	11	19	9.00	1.500
Woodie Fryman, L ERA: 2.55	(11, 1)	0.1	L	3	2	2	2	0	0	0	0	0	0	1	3	3	54.00	6.000

PITCHER	IP	WLS	BF	H	R	ER	SO	BB	IBB	HBP	BLK	WP	HR	S	P	ERA	WHIP

BOTTOM

Montreal Expos @ Los Angeles Dodgers

Dodger Stadium, Los Angeles, CA

Fri Jul 20 1979, 7:05 PM PDT

Att. 48,825 - Unknown

livebaseballscorecards.com

AB	34
R	6
H	5
RBI	6
BB	11
SO	10
LOB	17

Montreal Expos @ Los Angeles Dodgers

Dodger Stadium, Los Angeles, CA

Sat Jul 21 1979, 7:05 PM PDT

Att. 30,143 - Unknown

TOP

livebaseballscorecards.com

Batter	1	2	3	4	5	6	7	8	9	AB	R	H	RBI	BB	SO	LOB
Warren Cromartie, L (1, 7) OBP: 0.313, SLG: 0.417	F9		F9			L4	4-3		F9	5	0	0	0	0	0	2
Rodney Scott, S (1, 6) OBP: 0.311, SLG: 0.273	F5			4-3		F5		4-3		4	0	0	0	0	0	1
Rusty Staub, L (1, 3) OBP: 0.333, SLG: 0.405	1B			F7			3-1	FC5-4 1B		1	0	1	0	0	0	0
Tom Hutton, L (3, 3) OBP: 0.383, SLG: 0.476										3	0	1	0	0	0	0
Ellis Valentine, R (1, 9) OBP: 0.305, SLG: 0.454	F9			F8			2B 1B 1B	FC5-4 1-2f HR		4	2	1	0	0	0	2
Gary Carter, R (1, 2) OBP: 0.348, SLG: 0.500		1B			5-3		1B 1B 2B 1-3	1-H HR		4	2	3	2	0	0	0
Jerry White, S (1, 8) OBP: 0.337, SLG: 0.407		K			6-3		1B HR 1B 2-3 3-H	G3		4	1	1	1	0	1	0
Larry Parrish, R (1, 5) OBP: 0.346, SLG: 0.472		P3			K		1B HR 1B 1-2 3-H		P4	4	1	1	1	0	1	0
Tony Bernazard, S (1, 4) OBP: 0.500, SLG: 0.500			6-3			SH3-4 1B	1-H 2-H HR		K	4	1	2	3	0	1	0
Bill Lee, L (1, 1) OBP: 0.182, SLG: 0.182			K			SH3-4 1-2	F7		BB	2	0	0	0	0	1	0
Elias Sosa, R (8, 1) OBP: 0.273, SLG: 0.300										0	0	0	0	1	0	0
Inning Stats	R: 0 E: 0 K: 0 S: 4 H: 1 LOB: 1 BB: 0 P: 4	R: 0 E: 0 K: 1 S: 5 H: 1 LOB: 0 BB: 0 P: 5	R: 0 E: 0 K: 1 S: 5 H: 0 LOB: 0 BB: 0 P: 5	R: 0 E: 0 K: 0 S: 3 H: 0 LOB: 0 BB: 0 P: 3	R: 0 E: 0 K: 1 S: 5 H: 0 LOB: 0 BB: 0 P: 5	R: 0 E: 0 K: 0 S: 4 H: 1 LOB: 1 BB: 0 P: 4	R: 5 E: 0 K: 0 S: 8 H: 5 LOB: 0 BB: 0 P: 8	R: 2 E: 0 K: 0 S: 5 H: 2 LOB: 0 BB: 0 P: 5	R: 0 E: 0 K: 1 S: 5 H: 0 LOB: 1 BB: 1 P: 9	1B: 7 2B: 1 3B: 0 HR: 2 SF: 0 SAC: 1 DP: 0 HBP: 0							

	AB	35
	R	7
	H	10
	RBI	7
	BB	1
	SO	4
	LOB	5

WP: 0 PB: 0 SB: 0 CS: 0 PA: 37

PITCHER		IP	WLS	BF	H	R	ER	SO	BB	IBB	HBP	BLK	WP	HR	S	P	ERA	WHIP
Don Sutton, R ERA: 4.53	(1, 1)	7.0	L	28	8	5	5	3	0	0	0	0	0	1	34	34	6.43	1.143
Joe Beckwith, R ERA: 9.0	(8, 1)	2.0		9	2	2	2	1	1	0	0	0	0	1	10	14	9.00	1.500

PITCHER		IP	WLS	BF	H	R	ER	SO	BB	IBB	HBP	BLK	WP	HR	S	P	ERA	WHIP

Batter	1	2	3	4	5	6	7	8	9	AB	R	H	RBI	BB	SO	LOB
Davey Lopes, R (1, 4) OBP: 0.354, SLG: 0.500	F4		F7		1-3			2B 1B		4	1	1	0	0	0	0
Bill Russell, R (1, 6) OBP: 0.287, SLG: 0.366	4-3		F8			1-3		F8		4	0	0	0	0	0	1
Steve Garvey, R (1, 3) OBP: 0.357, SLG: 0.497	F9			F8		G6-4-3 1B		5-3 1-H 2B		4	0	2	1	0	0	0
Ron Cey, R (1, 5) OBP: 0.384, SLG: 0.486		1-3 1B		F9		G6-4-3 1-2f		5-3 2-3		4	0	1	0	0	0	2
Dusty Baker Jr., R (1, 7) OBP: 0.323, SLG: 0.433		1-3 1-2		S 1B			HR	F9		4	1	2	1	0	0	2
Joe Ferguson, R (1, 9) OBP: 0.365, SLG: 0.418		BBBB BB		BBBB 1-2 BB			P3		P1	2	0	0	0	2	0	0
Derrel Thomas, S (1, 8) OBP: 0.345, SLG: 0.350		F7		6-3			BBBB BB		P5	3	0	0	0	1	0	4
Steve Yeager, R (1, 2) OBP: 0.285, SLG: 0.408		F9			5-3		F9		4-3	3	0	0	0	0	0	3
Von Joshua, L (9, PH) OBP: 0.327, SLG: 0.463										1	0	0	0	0	0	0
Don Sutton, R (1, 1) OBP: 0.173, SLG: 0.157			4-3		4-3		5-3			2	0	0	0	0	0	0
Manny Mota, R (7, PH) OBP: 0.333, SLG: 0.280										1	0	0	0	0	0	1
Joe Beckwith, L (8, 1)										0	0	0	0	0	0	0
Inning Stats	R: 0 E: 0 K: 0 S: 3 H: 0 LOB: 0 BB: 0 P: 3	R: 0 E: 0 K: 0 S: 4 H: 1 LOB: 2 BB: 1 P: 8	R: 0 E: 0 K: 0 S: 3 H: 0 LOB: 0 BB: 0 P: 3	R: 0 E: 0 K: 0 S: 4 H: 1 LOB: 2 BB: 1 P: 8	R: 0 E: 0 K: 0 S: 3 H: 0 LOB: 0 BB: 0 P: 3	R: 0 E: 0 K: 0 S: 3 H: 1 LOB: 0 BB: 0 P: 3	R: 1 E: 0 K: 0 S: 4 H: 1 LOB: 1 BB: 1 P: 8	R: 1 E: 0 K: 0 S: 5 H: 2 LOB: 1 BB: 0 P: 5	R: 0 E: 0 K: 0 S: 3 H: 0 LOB: 0 BB: 0 P: 3	1B: 4 2B: 1 3B: 0 HR: 1	SF: 0 SAC: 0 DP: 1 HBP: 0						

PITCHER		IP	WLS	BF	H	R	ER	SO	BB	IBB	HBP	BLK	WP	HR	S	P	ERA	WHIP
Bill Lee, L ERA: 3.29	(1, 1)	7.1	W	30	6	2	2	0	3	0	0	0	0	1	27	39	2.46	1.227
Elias Sosa, R ERA: 1.98	(8, 1)	1.2		5	0	0	0	0	0	0	0	0	0	0	5	5	0.00	0.000

PITCHER	IP	WLS	BF	H	R	ER	SO	BB	IBB	HBP	BLK	WP	HR	S	P	ERA	WHIP

BOTTOM

Montreal Expos @ Los Angeles Dodgers

Dodger Stadium, Los Angeles, CA

Sat Jul 21 1979, 7:05 PM PDT

Att. 30,143 - Unknown

livebaseballscorecards.com

AB	32
R	2
H	6
RBI	2
BB	3
SO	0
LOB	13

1B:	4
2B:	1
3B:	0
HR:	1
SF:	0
SAC:	0
DP:	1
HBP:	0

WP:	0
PB:	0
SB:	1
CS:	0
PA:	35

Batter	1	2	3	4	5	6	7	8	9	AB	R	H	RBI	BB	SO	LOB
Jerry White, S (1, 7) OBP: 0.340, SLG: 0.400	B B C F B S 3-3 ① K		B B S B B B 4-1 BB BB	F B B B X 3-1 ③ L5			X 0-0 ② F7		C X 0-1 FC3-6 2-3 1B	4	0	1	0	1	1	3
Rodney Scott, S (1, 6) OBP: 0.312, SLG: 0.272	B C X 1-1 ② 6-3		B B B C C F B 4-2 1-2 BB		B C B F B X 3-2 G5-4-3 1B		B C X 1-1 ③ F8		C F X 0-2 ① FC3-6 1-2f 2B 3-H	4	1	1	1	1	0	1
Andre Dawson, R (1, 8) OBP: 0.303, SLG: 0.486	X 0-0 E 3B		B B X 2-0 ② F8		F X 0-1 ① F3			C S F B S 1-3 ① K	X 0-0 1-H 2B	5	1	2	1	0	1	3
Tony Perez, R (1, 3) OBP: 0.325, SLG: 0.413	B C B X 2-1 E6 FC6-4 3-H		C X 0-1 ③ F8		B B C X 2-1 ② ③ G5-4-3 1-2f			B B B C F F X 3-2 HR 1B	X 0-0 ② 5-3	5	1	1	0	0	0	4
Gary Carter, R (1, 2) OBP: 0.346, SLG: 0.498	X 0-0 ③ FC6-4 1-2f			C C B B C 2-3 ① K		X 0-0 2B		B F B F F C 2-3 ② K	C C C 0-3 ③ K	5	0	1	0	0	3	3
Ellis Valentine, R (1, 9) OBP: 0.305, SLG: 0.462		S S X 0-2 ① 1-3		B B S S F X 2-2 ② 6-3		S B B B F S 2-3 ① K		F B F B X 2-2 1-H HR		4	1	1	2	0	1	1
Larry Parrish, R (1, 5) OBP: 0.346, SLG: 0.471		C B S F B F S 2-3 ② K		B F C B X 2-2 1B BB 1B		F B S F B S 2-3 ② K		B C X 1-1 ③ 6-3		3	0	1	0	0	2	1
Stan Bahnsen, R (6, 1)										0	0	0	0	0	0	0
Dave Cash, R (8, PH) OBP: 0.517, SLG: 0.593										1	0	0	0	0	0	0
David Palmer, R (8, 1)										0	0	0	0	0	0	0
Tony Bernazard, S (1, 4) OBP: 0.500, SLG: 0.450		B B F B X 3-1 ③ F9		C C B B B B 4-2 1B 1-2 BB		X 0-0 ③ F9			B B B B 4-0 2B BB	2	1	0	0	2	0	1
Ross Grimsley, L (1, 1) OBP: 0.244, SLG: 0.289			S X 0-1 ① F8	B C F X 1-2 1-2 2-3 1B			S B B B S S 3-3 ① K		C B C X 1-2 1B 1-H FC3-6 2B	2	0	1	0	0	0	0
Ken Macha, R (6, 5) OBP: 0.297, SLG: 0.324										2	1	1	1	0	1	0

Inning Stats										
	R: 1 H: 1 E: 1 LOB: 1 K: 1 BB: 0 S: 9 P: 15	R: 0 H: 0 E: 0 LOB: 0 K: 1 BB: 0 S: 10 P: 15	R: 0 H: 0 E: 0 LOB: 2 K: 0 BB: 2 S: 9 P: 19	R: 0 H: 2 E: 0 LOB: 3 K: 1 BB: 1 S: 16 P: 30	R: 0 H: 1 E: 0 LOB: 0 K: 0 BB: 0 S: 7 P: 12	R: 0 H: 1 E: 0 LOB: 1 K: 2 BB: 0 S: 9 P: 13	R: 0 H: 0 E: 0 LOB: 0 K: 1 BB: 0 S: 6 P: 10	R: 2 H: 2 E: 0 LOB: 0 K: 2 BB: 0 S: 17 P: 26	R: 3 H: 3 E: 0 LOB: 1 K: 1 BB: 1 S: 13 P: 18	1B: 5 SF: 0 2B: 3 SAC: 0 3B: 1 DP: 1 HR: 1 HBP: 0	WP: 0 PA: 41 PB: 0 SB: 0 CS: 0

PITCHER	IP	WLS	BF	H	R	ER	SO	BB	IBB	HBP	BLK	WP	HR	S	P	ERA	WHIP
Vida Blue, L (1, 1) ERA: 5.6	8.1	W	38	9	6	5	8	4	0	0	0	0	1	91	153	5.40	1.560
Pedro Borbon, R (9, 1) ERA: 3.79	0.2	S	3	1	0	0	1	0	0	0	0	0	0	5	5	0.00	1.500

PITCHER	IP	WLS	BF	H	R	ER	SO	BB	IBB	HBP	BLK	WP	HR	S	P	ERA	WHIP

TOP

Montreal Expos @ San Francisco Giants

Candlestick Park, San Francisco, CA

Sun Jul 22 1979, 6:33 AM EDT

Unknown

livebaseballscorecards.com

AB	37
R	6
H	10
RBI	5
BB	4
SO	9
LOB	17

Batter	1	2	3	4	5	6	7	8	9	AB	R	H	RBI	BB	SO	LOB
Bill North, S (1, 8) OBP: 0.394, SLG: 0.377	1-0 HR		1-2 ① FC6-4 CS 1-2f	2-2 1B 2B 1-H 2-H		0-3 ① K	0-3 ③ K			4	2	2	3	0	1	1
Terry Whitfield, L (7, PH) OBP: 0.358, SLG: 0.409 (8, 7)										1	0	0	0	0	1	2
Joe Strain, R (1, 4) OBP: 0.353, SLG: 0.380	0-3 ① K		4-0 ② BB 1B 1-2 BB	0-0 1B 2-H		0-3 ② K		0-0 ① F4		4	1	1	1	1	2	0
Jack Clark, R (1, 9) OBP: 0.345, SLG: 0.479	1-2 ② 6-3		4-0 1B E 1-2 BB	2-2 ③ 5-3		4-0 BB		0-0 ② F9		3	1	0	0	2	0	1
Mike Ivie, R (1, 3) OBP: 0.332, SLG: 0.549	2-1 ③ 4-3		0-0 E9 1-H 2-H 1B		2-1 ① 6-3	0-3 ③ K		4-0 BB BB		4	0	1	1	1	1	1
Darrell Evans, L (1, 5) OBP: 0.355, SLG: 0.401		0-3 ① K	0-0 ③ 4-3		3-0 HR		4-0 1B 1B BB	4-0 FC6-4 1-2 BB		3	2	1	1	2	1	1
Larry Herndon, R (1, 7) OBP: 0.328, SLG: 0.455 (8, 8)		0-1 1B		1-0 ① F8	3-2 ② F6		0-0 ① F8	0-0 ③ FC6-4 1-2f		5	0	1	0	0	0	3
Johnnie LeMaster, R (1, 6) OBP: 0.314, SLG: 0.345	1-0 ② F6			0-2 FC1-5 1B 1B	1-2 1B 1B		0-0 1B 1-2 1B			4	0	3	0	0	0	1
Marc Hill, R (1, 2) OBP: 0.306, SLG: 0.275	2-1 ③ 5-3			0-0 FC1-5 1-2 2B 1B	1-0 1-3 1B		0-0 1-3 2-H 1B			4	1	3	1	0	0	1
Vida Blue, S (1, 1) OBP: 0.222, SLG: 0.224			4-2 FC6-4 BB	1-2 ② FC1-5 1-2 2-3f 2B	0-0 ③ G3		0-3 ② K			3	1	0	0	1	1	6
Pedro Borbon, R (9, 1) OBP: 0.333, SLG: 0.333										0	0	0	0	0	0	0
Inning Stats	R: 1 E: 0 K: 1 S: 13 H: 1 LOB: 0 BB: 0 P: 17	R: 0 E: 0 K: 1 S: 9 H: 1 LOB: 1 BB: 0 P: 12	R: 2 E: 1 K: 0 S: 7 H: 1 LOB: 1 BB: 3 P: 20	R: 3 E: 0 K: 0 S: 15 H: 4 LOB: 1 BB: 0 P: 21	R: 1 E: 0 K: 0 S: 14 H: 3 LOB: 2 BB: 0 P: 24	R: 0 E: 0 K: 3 S: 9 H: 0 LOB: 1 BB: 1 P: 13	R: 1 E: 0 K: 2 S: 9 H: 2 LOB: 2 BB: 1 P: 13	R: 0 E: 0 K: 0 S: 3 H: 0 LOB: 2 BB: 2 P: 11		1B: 9 2B: 1 3B: 0 HR: 2 SF: 0 SAC: 0 DP: 0 HBP: 0					

PITCHER		IP	WLS	BF	H	R	ER	SO	BB	IBB	HBP	BLK	WP	HR	S	P	ERA	WHIP
Ross Grimsley, L ERA: 5.19	(1, 1)	5.0	L	27	10	7	6	2	3	0	0	0	0	2	58	94	10.80	2.600
Stan Bahnsen, R ERA: 3.33	(6, 1)	2.0		10	2	1	1	5	2	0	0	0	0	0	18	26	4.50	2.000
David Palmer, R ERA: 3.35	(8, 1)	1.0		5	0	0	0	0	2	0	0	0	0	0	3	11	0.00	2.000

PITCHER	IP	WLS	BF	H	R	ER	SO	BB	IBB	HBP	BLK	WP	HR	S	P	ERA	WHIP

BOTTOM

Montreal Expos @ San Francisco Giants

Candlestick Park, San Francisco, CA

Sun Jul 22 1979, 6:33 AM EDT

Unknown

livebaseballscorecards.com

AB	35
R	8
H	12
RBI	7
BB	7
SO	7
LOB	17

Montreal Expos @ San Francisco Giants

Candlestick Park, San Francisco, CA

Sun Jul 22 1979, 6:38 AM EDT

Att. 39,800 - Unknown

TOP

livebaseballscorecards.com

Batter	1	2	3	4	5	6	7	8	9	AB	R	H	RBI	BB	SO	LOB
Warren Cromartie, L (1, 7) OBP: 0.313, SLG: 0.416	F9		K	IBB	SF7 3-H	1B 1-2		G3		4	0	1	1	1	1	1
Rodney Scott, S (1, 6) OBP: 0.317, SLG: 0.277	F8		1B K	FC 1-2 2-3 BB	1B 1-2 2-H				FC5-4 1B	5	1	3	1	1	1	2
Andre Dawson, R (1, 8) OBP: 0.301, SLG: 0.481	6-3		F8	1B FC 1-2f	F8				FC5-4 1B 1-2f 1B	6	2	1	0	0	0	7
Ellis Valentine, R (1, 9) OBP: 0.312, SLG: 0.474	6-3	1B 2B 1-2 1B	K 1-2	E 2B BB	HR				BB 1B 1-3 1B	5	3	3	1	1	1	1
Tom Hutton, L (1, 3) OBP: 0.396, SLG: 0.468	F5	2B 1B 1-2 2-H 1B	1B 1B 2-3 BB	L4 1-2	F9				BB 1-2 3-H 1B	5	2	2	2	1	0	1
Larry Parrish, R (1, 5) OBP: 0.346, SLG: 0.471	K	1B 1B 1-3 2-H 2B	1B HBP 1-2 3-H 1B	K	K				K	6	2	2	2	0	4	3
Tony Bernazard, S (1, 4) OBP: 0.528, SLG: 0.458	F9	1B SH1-3 2-3 3-H 1B	HBP SF7 1-3 2-H 1B	2B 1B BB	F8				1B 1-2 2-3 BB	4	3	2	2	2	0	0
Duffy Dyer, R (1, 2) OBP: 0.382, SLG: 0.414	F9	SH1-3 1-3 3-H 1B	BB HBP IBB	1B 1-3 2-H 2B				F8	K	5	1	2	2	1	1	3
Scott Sanderson, R (1, 1) OBP: 0.167, SLG: 0.222 Rudy May, L (4, 1) OBP: 0.400, SLG: 0.250	1B	SH1-3 1-2 3-H	BB 1-2 2-3 3-H HBP	1B 1B 2-H 3-H				K		1 2	0 1	1 1	1 3	0 0	0 1	0 0
Inning Stats	R: 0 E: 0 K: 0 S: 6 H: 0 LOB: 0 BB: 0 P: 10	R: 0 E: 0 K: 1 S: 10 H: 0 LOB: 0 BB: 0 P: 12	R: 0 E: 0 K: 1 S: 10 H: 1 LOB: 1 BB: 0 P: 14	R: 5 E: 0 K: 1 S: 16 H: 6 LOB: 2 BB: 1 P: 24	R: 4 E: 0 K: 1 S: 8 H: 3 LOB: 3 BB: 3 P: 21	R: 4 E: 1 K: 1 S: 9 H: 4 LOB: 2 BB: 2 P: 17	R: 1 E: 0 K: 1 S: 6 H: 1 LOB: 0 BB: 0 P: 6	R: 0 E: 0 K: 1 S: 5 H: 0 LOB: 0 BB: 0 P: 5	R: 1 E: 0 K: 2 S: 10 H: 3 LOB: 3 BB: 1 P: 14	1B: 15 2B: 2 3B: 0 HR: 1 SF: 1 SAC: 1 DP: 0 HBP: 1						

	AB	43
	R	15
	H	18
	RBI	15
	BB	7
	SO	9
	LOB	18

WP: 0 PB: 0 SB: 3 CS: 0 PA: 53

PITCHER		IP	WLS	BF	H	R	ER	SO	BB	IBB	HBP	BLK	WP	HR	S	P	ERA	WHIP
Ed Whitson, R ERA: 4.93	(1, 1)	3.1	L	17	7	5	5	2	0	0	0	0	0	0	38	52	13.50	2.100
Greg Minton, R ERA: 1.54	(4, 1)	0.2		3	0	0	0	1	0	1	0	0	0	0	4	8	0.00	0.000
Ed Halicki, R ERA: 4.69	(5, 1)	0.1		7	3	4	4	1	1	1	1	0	0	0	6	15	108.00	12.000
Philip Nastu, L ERA: 4.07	(5, 1)	1.1		10	3	4	4	1	3	0	0	0	0	0	9	21	27.00	4.500
Tom Griffin, R ERA: 3.9	(6, 1)	3.1		16	5	2	2	4	1	0	0	0	0	1	23	27	5.40	1.800

PITCHER	IP	WLS	BF	H	R	ER	SO	BB	IBB	HBP	BLK	WP	HR	S	P	ERA	WHIP

Batter	1	2	3	4	5	6	7	8	9	AB	R	H	RBI	BB	SO	LOB
Larry Herndon, R (1, 8) OBP: 0.330, SLG: 0.451	BBBB 4-0 G4-6-3 BB		CFX 0-2 ② F3	X 0-0 1-2 2-H 3-H 1B			X 0-0 ① F9	X 0-0 ③ 6-3		4	0	1	2	1	0	1
Joe Strain, R (1, 4) (8, 5) OBP: 0.356, SLG: 0.381	BBCX 2-1 ① ② G4-6-3 1-2f		BCX 1-1 1-2 1B	X 0-0 ③ L5			X 0-0 BB 1B 1B 1B		X 0-0 ① F3	5	1	2	0	0	0	3
Jack Clark, R (1, 9) OBP: 0.344, SLG: 0.476 Mike Sadek, R (8, 9) OBP: 0.333, SLG: 0.315	CCC 0-3 ③ K		CBSBS 2-3 ③ K		SSS 0-3 ① K		X 0-0 1B BB 1-2 1B		X 0-0 S 1B 1B	4 1	0 1	1 1	0 0	0 0	3 0	2 0
Darrell Evans, L (1, 5) OBP: 0.354, SLG: 0.398 Rob Andrews, R (8, 4) OBP: 0.307, SLG: 0.294		SFBBBB 4-2 FC4-6 BB CS BB		X 0-0 ① F8	SSS 0-3 ② K		SSS 0-3 ② K		X 0-0 ② F3 1-2	3 1	0 0	0 0	0 0	1 0	2 0	2 1
Mike Ivie, R (1, 3) OBP: 0.338, SLG: 0.546		BBBB 4-0 FC4-6 1-2 BB		X 0-0 ② 6-3	X 0-0 ③ F3		BBBB 4-0 1B 1-2 2-3 BB		X 0-0 1B 2-H 1B	3	0	1	1	2	0	0
Terry Whitfield, L (1, 7) OBP: 0.362, SLG: 0.412		FX 0-1 ① F7		X 0-0 1B 1B		X 0-0 ① L4	X 0-0 1-2 2-3 3-H 1B		X 0-0 1-2 1B	5	1	3	1	0	0	2
Roger Metzger, S (1, 6) OBP: 0.276, SLG: 0.289		X 0-0 ② FC4-6 1-2f 2-3		X 0-0 1B 1B 1-3 1B		X 0-0 ② F9	X 0-0 ③ F8		X 0-0 ③ 4-3	5	1	1	0	0	0	7
Dennis Littlejohn, R (1, 2) OBP: 0.308, SLG: 0.292		BBFBC 3-2 ③ CS 3-H	CX 0-1 ① F2	X 0-0 1B 1-2 3-H 1B			BBBB 4-0 BB	X 0-0 ① F2		3	1	1	1	1	0	0
Ed Whitson, R (1, 1) OBP: 0.091, SLG: 0.048 Greg Minton, S (4, 1) Marc Hill, R (4, PH) OBP: 0.310, SLG: 0.280 John Montefusco, R (4, PR) OBP: 0.150, SLG: 0.150 Ed Halicki, R (5, 1) OBP: 0.214, SLG: 0.222 Phillip Nastu, L (5, 1) OBP: 0.154, SLG: 0.043 Tom Griffin, R (6, 1) OBP: 0.083, SLG: 0.083			FBCBX 2-2 1B	X 0-0 1B 1-2 2-3 1B		X 0-0 ③ 5-3		X 0-0 ② F8		1 0 1 0 0 0 0 2	0 0 0 0 0 0 0 0	1 0 1 0 0 0 0 0	0 0 0 0 0 0 0 0	0 0 0 0 0 0 0 0	0 0 0 0 0 0 0 1	0 0 0 0 0 0 0 0
Inning Stats	R: 0 E: 0 K: 1 S: 5 H: 0 LOB: 0 BB: 1 P: 11	R: 0 E: 0 K: 0 S: 7 H: 0 LOB: 1 BB: 2 P: 18	R: 0 E: 0 K: 1 S: 13 H: 2 LOB: 2 BB: 0 P: 18	R: 3 E: 0 K: 0 S: 8 H: 5 LOB: 2 BB: 0 P: 8	R: 0 E: 0 K: 2 S: 7 H: 0 LOB: 0 BB: 0 P: 7	R: 0 E: 0 K: 0 S: 3 H: 0 LOB: 1 BB: 1 P: 7	R: 1 E: 0 K: 1 S: 8 H: 3 LOB: 3 BB: 1 P: 12	R: 0 E: 0 K: 0 S: 3 H: 0 LOB: 0 BB: 0 P: 3	R: 1 E: 0 K: 0 S: 6 H: 3 LOB: 2 BB: 0 P: 6	1B: 13 2B: 0 3B: 0 HR: 0	SF: 0 SAC: 0 DP: 1 HBP: 0					

PITCHER		IP	WLS	BF	H	R	ER	SO	BB	IBB	HBP	BLK	WP	HR	S	P	ERA	WHIP
Scott Sanderson, R ERA: 3.42	(1, 1)	3.2		19	7	3	3	2	3	0	0	0	0	0	32	54	7.36	2.727
Rudy May, L ERA: 3.38	(4, 1)	5.1	W	24	6	2	2	3	2	0	0	0	0	0	28	36	3.38	1.500

PITCHER	IP	WLS	BF	H	R	ER	SO	BB	IBB	HBP	BLK	WP	HR	S	P	ERA	WHIP

BOTTOM

Montreal Expos @ San Francisco Giants

Candlestick Park, San Francisco, CA

Sun Jul 22 1979, 6:38 AM EDT

Att. 39,800 - Unknown

livebaseballscorecards.com

AB	38
R	5
H	13
RBI	5
BB	5
SO	5
LOB	19

Montreal Expos @ San Francisco Giants

Candlestick Park, San Francisco, CA

Mon Jul 23 1979, 10:05 PM EDT

Att. 15,179 - Unknown

livebaseballscorecards.com

Batter	1	2	3	4	5	6	7	8	9	AB	R	H	RBI	BB	SO	LOB
Warren Cromartie, L (1, 7) OBP: 0.309, SLG: 0.410	F8	K		F8			5-3		F9	5	0	0	0	0	1	3
Rodney Scott, S (1, 6) OBP: 0.321, SLG: 0.280	F9 1B 1B	HR 1-2 2-H 3-H 1B		F8			F9		F8 BB	4	1	2	2	1	0	0
Andre Dawson, R (1, 8) OBP: 0.303, SLG: 0.488	1-2 1B	1-H 2-H HR			6-3		L6		F8 1-2	5	1	2	3	0	0	1
Tony Perez, R (1, 3) OBP: 0.323, SLG: 0.419	F9 2-3	HR			6-3			F8	G3	5	1	1	1	0	0	3
Gary Carter, R (1, 2) OBP: 0.345, SLG: 0.493	F7	4-3			BB			K		3	0	0	0	1	1	2
Ellis Valentine, R (1, 9) OBP: 0.311, SLG: 0.471		SH5-3 1B 1B 1B	F8		F8			E5 HR		4	2	1	0	0	0	1
Larry Parrish, R (1, 5) OBP: 0.351, SLG: 0.485		SH5-3 1-2 1B 1B	G6-4-3 1B			E5		1-H HR		4	2	3	2	0	0	0
Tony Bernazard, S (1, 4) OBP: 0.538, SLG: 0.462		SH5-3 1-2 2-3	G6-4-3 1-2f			G4-6-3 1B		BB		2	0	1	0	1	0	1
Dan Schatzeder, L (1, 1) OBP: 0.303, SLG: 0.345		HR 1B 1B		L5		G4-6-3 1-2f		4-3		4	1	1	0	0	0	2

Inning Stats	1	2	3	4	5	6	7	8	9		
	R: 0 H: 2 E: 0 LOB: 2 K: 0 BB: 0 S: 10 P: 13	R: 6 H: 6 E: 0 LOB: 0 K: 1 BB: 0 S: 20 P: 24	R: 0 H: 1 E: 0 LOB: 0 K: 0 BB: 0 S: 7 P: 11	R: 0 H: 0 E: 0 LOB: 0 K: 0 BB: 0 S: 3 P: 3	R: 0 H: 0 E: 0 LOB: 1 K: 0 BB: 1 S: 3 P: 7	R: 0 H: 1 E: 1 LOB: 0 K: 0 BB: 0 S: 3 P: 3	R: 0 H: 0 E: 0 LOB: 0 K: 0 BB: 0 S: 3 P: 3	R: 2 H: 1 E: 1 LOB: 1 K: 1 BB: 1 S: 7 P: 11	R: 0 H: 0 E: 0 LOB: 1 K: 0 BB: 1 S: 3 P: 7	1B: 8 SF: 0 2B: 0 SAC: 1 3B: 0 DP: 2 HR: 3 HBP: 0	WP: 0 PA: 40 PB: 0 SB: 0 CS: 0

PITCHER		IP	WLS	BF	H	R	ER	SO	BB	IBB	HBP	BLK	WP	HR	S	P	ERA	WHIP
John Curtis, L ERA: 3.94	(1, 1)	3.0	L	17	9	6	6	1	0	0	0	0	0	2	37	48	18.00	3.000
Greg Minton, R ERA: 1.42	(4, 1)	3.0		10	1	0	0	0	1	0	0	0	0	0	9	13	0.00	0.667
Ed Halicki, R ERA: 4.57	(7, 1)	2.0		9	1	2	0	1	1	0	0	0	0	1	10	14	0.00	1.000
Pedro Borbon, R ERA: 3.73	(9, 1)	1.0		4	0	0	0	0	1	0	0	0	0	0	3	7	0.00	1.000

PITCHER	IP	WLS	BF	H	R	ER	SO	BB	IBB	HBP	BLK	WP	HR	S	P	ERA	WHIP

BOTTOM

Batter	1	2	3	4	5	6	7	8	9	AB	R	H	RBI	BB	SO	LOB
Bill North, S (1, 8) OBP: 0.395, SLG: 0.379	B F C S 1-3 K ①		X 0-0 1B			X 0-0 F7 ①		X 0-0 FC5 1-3 1B		4	0	2	0	0	1	0
Joe Strain, R (1, 4) OBP: 0.348, SLG: 0.372 Greg Minton, S (4, 1) Mike Sadek, R (6, PH) OBP: 0.340, SLG: 0.315 Ed Halicki, R (7, 1) OBP: 0.214, SLG: 0.222 Marc Hill, R (8, PH) OBP: 0.308, SLG: 0.278 Pedro Borbon, R (9, 1) OBP: 0.333, SLG: 0.333	B C C S 1-3 K ②		B X 1-0 F9 ③			B B B 4-0 HR BB BB		X 0-0 F7 ①		2 0 0 0 0 1 1 0 0 0 0 0 0 0 0 1 0 0 1 0 0 0 0 0 0 0 0 0 1 0 0 0 0 0 1 0 0 0 0 0 0 0						
Jack Clark, R (1, 9) OBP: 0.346, SLG: 0.475	F B S B F B X 3-2 6-3 ③			B C X 1-1 G3 1B		B B B 4-0 HR 1-2 BB		X 0-0 1-3 ② 1-2		3	1	1	0	1	0	1
Mike Ivie, R (1, 3) OBP: 0.341, SLG: 0.557		F B S B X 2-2 F7 ①		X 0-0 L8 ①		X 0-0 1-H 2-H HR		B B B B 4-0 BB		3	1	1	3	1	0	1
Darrell Evans, L (1, 5) OBP: 0.351, SLG: 0.393		B F B X 2-1 F8 ②		X 0-0 G3 ② 1-2		X 0-0 F5 ②		X 0-0 FC5 ③ 2-3f		4	0	0	0	0	0	3
Larry Herndon, R (1, 7) OBP: 0.328, SLG: 0.443		B B B B C B 4-1 BB		X 0-0 F3 ③		X 0-0 F8 ③			S S S 0-3 K ①	3	0	0	0	1	1	1
Johnnie LeMaster, R (1, 6) OBP: 0.313, SLG: 0.343		B B B C X 3-1 F5 ③			X 0-0 F7 ①		S S S 0-3 K ①		X 0-0 G5-4-3 1B	4	0	1	0	0	1	1
Dennis Littlejohn, R (1, 2) OBP: 0.267, SLG: 0.250			B S B C C 2-3 K ①		X 0-0 5-3 ②		S S S 0-3 K ②		X 0-0 G5-4-3 ② ③ 1-2f	4	0	0	0	0	2	1
John Curtis, L (1, 1) OBP: 0.150, SLG: 0.158 Rob Andrews, R (3, PH) OBP: 0.295, SLG: 0.282 (4, 4)			C X 0-1 F8 ②		X 0-0 F4 ③		X 0-0 F8 ③			0 0 0 0 0 0 0 3 0 0 0 0 0 0						
Inning Stats	R: 0 H: 0 E: 0 LOB: 0 K: 2 BB: 0 S: 10 P: 15	R: 0 H: 0 E: 0 LOB: 1 K: 0 BB: 1 S: 8 P: 19	R: 0 H: 1 E: 0 LOB: 1 K: 1 BB: 0 S: 7 P: 10	R: 0 H: 1 E: 0 LOB: 1 K: 0 BB: 0 S: 5 P: 6	R: 0 H: 0 E: 0 LOB: 0 K: 0 BB: 0 S: 3 P: 3	R: 3 H: 1 E: 0 LOB: 0 K: 0 BB: 2 S: 4 P: 12	R: 0 H: 0 E: 0 LOB: 0 K: 2 BB: 0 S: 7 P: 7	R: 0 H: 1 E: 0 LOB: 2 K: 0 BB: 1 S: 4 P: 8	R: 0 H: 1 E: 0 LOB: 0 K: 1 BB: 0 S: 5 P: 5	1B: 4 SF: 0 2B: 0 SAC: 0 3B: 0 DP: 1 HR: 1 HBP: 0						

PITCHER	IP	WLS	BF	H	R	ER	SO	BB	IBB	HBP	BLK	WP	HR	S	P	ERA	WHIP
Dan Schatzeder, L (1, 1) ERA: 3.12	9.0	W	35	5	3	3	6	4	0	0	0	0	1	53	85	3.00	1.000

PITCHER	IP	WLS	BF	H	R	ER	SO	BB	IBB	HBP	BLK	WP	HR	S	P	ERA	WHIP

Montreal Expos @ San Francisco Giants

Candlestick Park, San Francisco, CA

Mon Jul 23 1979, 10:05 PM EDT

Att. 15,179 - Unknown

livebaseballscorecards.com

AB	31
R	3
H	5
RBI	3
BB	4
SO	6
LOB	10

PA: 35

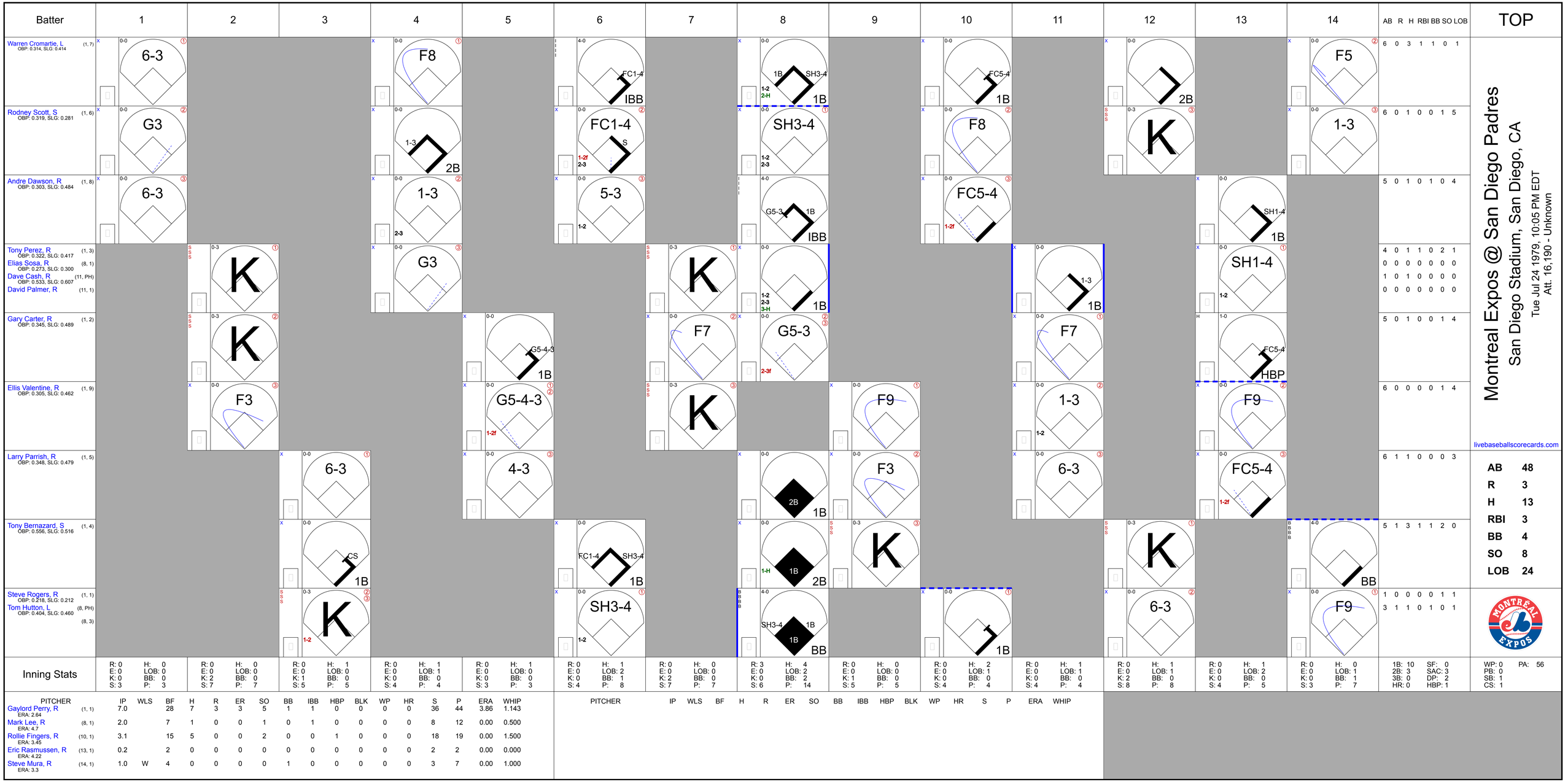
Batter
1
2
3
4
5
6
7
8
9
10
11
12
13
14
AB R H RBI BB SO LOB
TOP
Warren Cromartie, L (1, 7) OBP: 0.314, SLG: 0.414
6-3
F8
FC1-4 IBB
1B SH3-4 1B
FC5-4 1B
F5
6 0 3 1 1 0 1
Rodney Scott, S (1, 6) OBP: 0.319, SLG: 0.281
G3
1-3 2B
FC1-4 S
SH3-4
F8
2B
K
1-3
6 0 1 0 0 1 5
Andre Dawson, R (1, 8) OBP: 0.303, SLG: 0.484
6-3
1-3
5-3
G5-3 1B IBB
FC5-4
SH1-4 1B
5 0 1 0 1 0 4
Tony Perez, R (1, 3) OBP: 0.322, SLG: 0.417
Elias Sosa, R (8, 1) OBP: 0.273, SLG: 0.300
Dave Cash, R (11, PH) OBP: 0.533, SLG: 0.607
David Palmer, R (11, 1)
K
G3
K
1-3 1B
SH1-4
4 0 1 1 0 2 1
0 0 0 0 0 0 0
1 0 1 0 0 0 0
0 0 0 0 0 0 0
Gary Carter, R (1, 2) OBP: 0.345, SLG: 0.489
K
G5-4-3 1B
F7
G5-3
F7
FC5-4 HBP
5 0 1 0 0 1 4
Ellis Valentine, R (1, 9) OBP: 0.305, SLG: 0.462
F3
G5-4-3
K
F9
1-3
F9
6 0 0 0 0 1 4
Larry Parrish, R (1, 5) OBP: 0.348, SLG: 0.479
6-3
4-3
2B 1B
F3
6-3
FC5-4
6 1 1 0 0 0 3
Tony Bernazard, S (1, 4) OBP: 0.556, SLG: 0.516
CS 1B
FC1-4 SH3-4 1B
1-H 1B 2B
K
K
BB
5 1 3 1 1 2 0
Steve Rogers, R (1, 1) OBP: 0.218, SLG: 0.212
Tom Hutton, L (8, PH) OBP: 0.404, SLG: 0.460
(8, 3)
K
SH3-4 1B
SH3-4 1B BB
6-3
F9
1 0 0 0 0 1 1
3 1 1 0 1 0 1
Inning Stats
R: 0 H: 0 E: 0 LOB: 0 K: 0 BB: 0 S: 3 P: 3
R: 0 H: 0 E: 0 LOB: 0 K: 2 BB: 0 S: 7 P: 7
R: 0 H: 1 E: 0 LOB: 0 K: 1 BB: 0 S: 5 P: 5
R: 0 H: 1 E: 0 LOB: 0 K: 0 BB: 1 S: 4 P: 4
R: 0 H: 1 E: 0 LOB: 0 K: 0 BB: 0 S: 3 P: 3
R: 0 H: 1 E: 0 LOB: 2 K: 0 BB: 1 S: 4 P: 8
R: 0 H: 0 E: 0 LOB: 0 K: 2 BB: 0 S: 7 P: 7
R: 3 H: 4 E: 0 LOB: 2 K: 0 BB: 2 S: 6 P: 14
R: 0 H: 0 E: 0 LOB: 0 K: 1 BB: 0 S: 5 P: 5
R: 0 H: 2 E: 0 LOB: 1 K: 0 BB: 0 S: 4 P: 4
R: 0 H: 1 E: 0 LOB: 1 K: 0 BB: 0 S: 4 P: 4
R: 0 H: 1 E: 0 LOB: 1 K: 2 BB: 0 S: 8 P: 8
R: 0 H: 1 E: 0 LOB: 2 K: 0 BB: 0 S: 4 P: 5
R: 0 H: 0 E: 0 LOB: 1 K: 0 BB: 1 S: 3 P: 7
1B: 10 SF: 0 2B: 3 SAC: 3 3B: 0 DP: 2 HR: 0 HBP: 1
WP: 0 PA: 56 PB: 0 SB: 1 CS: 1
Montreal Expos @ San Diego Padres
San Diego Stadium, San Diego, CA
Tue Jul 24 1979, 10:05 PM EDT
Att. 16,190 - Unknown
livebaseballscorecards.com
AB 48
R 3
H 13
RBI 3
BB 4
SO 8
LOB 24
PITCHER IP WLS BF H R ER SO BB IBB HBP BLK WP HR S P ERA WHIP
Gaylord Perry, R (1, 1) ERA: 2.64 7.0 28 7 3 3 5 1 1 0 0 0 0 0 36 44 3.86 1.143
Mark Lee, R (8, 1) ERA: 4.7 2.0 7 1 0 0 1 0 1 0 0 0 0 0 8 12 0.00 0.500
Rollie Fingers, R (10, 1) ERA: 3.45 3.1 15 5 0 0 2 0 0 1 0 0 0 0 18 19 0.00 1.500
Eric Rasmussen, R (13, 1) ERA: 4.22 0.2 2 0 0 0 0 0 0 0 0 0 0 0 2 2 0.00 0.000
Steve Mura, R (14, 1) ERA: 3.3 1.0 W 4 0 0 0 0 1 0 0 0 0 0 0 3 7 0.00 1.000
PITCHER IP WLS BF H R ER SO BB IBB HBP BLK WP HR S P ERA WHIP

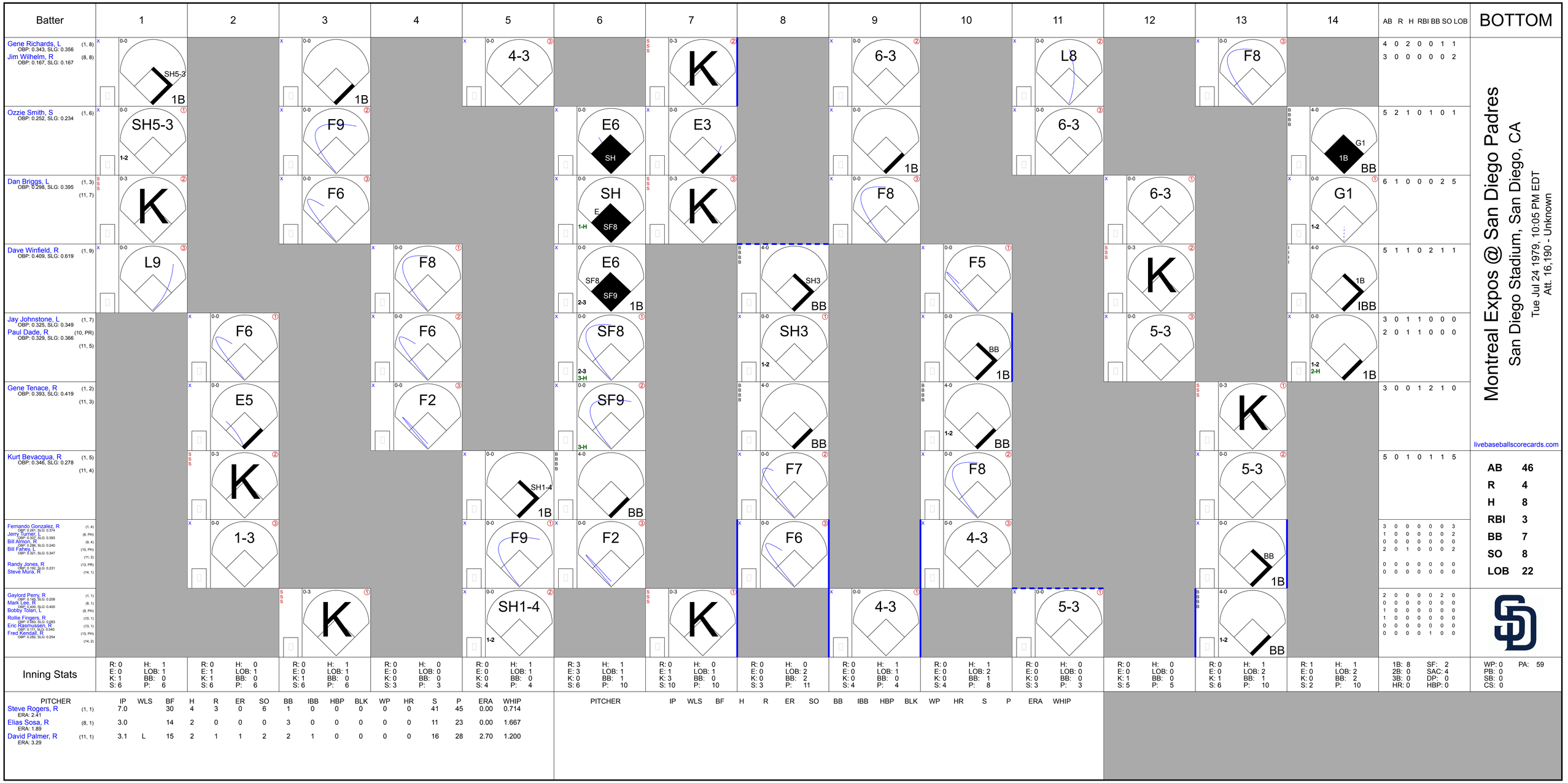
Batter
1
2
3
4
5
6
7
8
9
10
11
12
13
14
AB R H RBI BB SO LOB
BOTTOM
Gene Richards, L (1, 8) OBP: 0.343, SLG: 0.356
Jim Wilhelm, R (8, 8) OBP: 0.167, SLG: 0.167
SH5-3 1B
1B
4-3
K
6-3
L8
F8
4 0 2 0 0 1 1
3 0 0 0 0 0 2
Ozzie Smith, S (1, 6) OBP: 0.252, SLG: 0.234
SH5-3 1-2
F9
E6 SH
E3
6-3
1B
6-3
G1 1B BB
5 2 1 0 1 0 1
Dan Briggs, L (1, 3) (11, 7) OBP: 0.298, SLG: 0.395
K
F6
SH E SF8 1-H
K
F8
6-3
G1 1-2
6 1 0 0 0 2 5
Dave Winfield, R (1, 9) OBP: 0.409, SLG: 0.619
L9
F8
E6 SF8 SF9 2-3 1B
SH3 BB
F5
K
1B IBB
5 1 1 0 2 1 1
Jay Johnstone, L (1, 7) OBP: 0.325, SLG: 0.349
Paul Dade, R (10, PR) (11, 5) OBP: 0.329, SLG: 0.366
F6
F6
SF8 2-3 3-H
SH3 1-2
BB 1B
5-3
1-2 2-H 1B
3 0 1 1 0 0 0
2 0 1 1 0 0 0
Gene Tenace, R (1, 2) (11, 3) OBP: 0.393, SLG: 0.419
E5
F2
SF9 3-H
BB
1-2 BB
K
3 0 0 1 2 1 0
Kurt Bevacqua, R (1, 5) (11, 4) OBP: 0.346, SLG: 0.278
K
SH1-4 1B
BB
F7
F8
5-3
5 0 1 0 1 1 5
Fernando Gonzalez, R (1, 4) OBP: 0.261, SLG: 0.374
Jerry Turner, L (8, PR) OBP: 0.307, SLG: 0.393
Bill Almon, R (9, 4) OBP: 0.286, SLG: 0.240
Bill Fahey, L (10, PH) OBP: 0.321, SLG: 0.347
Randy Jones, R (11, 2) OBP: 0.152, SLG: 0.231
Steve Mura, R (13, PR) (14, 1)
1-3
F9
F2
F6
4-3
BB 1B
3 0 0 0 0 0 3
1 0 0 0 0 0 2
0 0 0 0 0 0 0
2 0 1 0 0 0 2
0 0 0 0 0 0 0
0 0 0 0 0 0 0
Gaylord Perry, R (1, 1) OBP: 0.145, SLG: 0.208
Mark Lee, R (8, 1) OBP: 0.400, SLG: 0.400
Bobby Tolan, L (9, PH) OBP: 0.000, SLG: 0.000
Rollie Fingers, R (10, 1) OBP: 0.583, SLG: 0.083
Eric Rasmussen, R (13, 1) OBP: 0.111, SLG: 0.040
Fred Kendall, R (13, PH) OBP: 0.282, SLG: 0.254
(14, 2)
K
SH1-4 1-2
K
4-3
5-3
1-2 BB
2 0 0 0 0 2 0
0 0 0 0 0 0 0
1 0 0 0 0 0 0
1 0 0 0 0 0 0
0 0 0 0 0 0 0
0 0 0 0 1 0 0
Montreal Expos @ San Diego Padres
San Diego Stadium, San Diego, CA
Tue Jul 24 1979, 10:05 PM EDT
Att. 16,190 - Unknown
livebaseballscorecards.com
AB 46
R 4
H 8
RBI 3
BB 7
SO 8
LOB 22
Inning Stats
R: 0 H: 1 E: 0 LOB: 1 K: 1 BB: 0 S: 6 P: 6
R: 0 H: 0 E: 1 LOB: 1 K: 1 BB: 0 S: 6 P: 6
R: 0 H: 1 E: 0 LOB: 1 K: 1 BB: 0 S: 6 P: 6
R: 0 H: 0 E: 0 LOB: 0 K: 0 BB: 0 S: 3 P: 3
R: 0 H: 1 E: 0 LOB: 1 K: 0 BB: 0 S: 4 P: 4
R: 3 H: 1 E: 3 LOB: 1 K: 0 BB: 1 S: 6 P: 10
R: 0 H: 0 E: 1 LOB: 1 K: 3 BB: 0 S: 10 P: 10
R: 0 H: 0 E: 0 LOB: 1 K: 0 BB: 2 S: 3 P: 11
R: 0 H: 1 E: 0 LOB: 1 K: 0 BB: 0 S: 4 P: 4
R: 0 H: 1 E: 0 LOB: 2 K: 0 BB: 1 S: 4 P: 8
R: 0 H: 0 E: 0 LOB: 0 K: 0 BB: 0 S: 3 P: 3
R: 0 H: 0 E: 0 LOB: 0 K: 1 BB: 0 S: 5 P: 5
R: 0 H: 1 E: 0 LOB: 2 K: 1 BB: 1 S: 6 P: 10
R: 1 H: 1 E: 0 LOB: 2 K: 0 BB: 2 S: 2 P: 10
1B: 8 SF: 2 2B: 0 SAC: 4 3B: 0 DP: 0 HR: 0 HBP: 0
WP: 0 PA: 59 PB: 0 SB: 0 CS: 0
PITCHER IP WLS BF H R ER SO BB IBB HBP BLK WP HR S P ERA WHIP
Steve Rogers, R (1, 1) ERA: 2.41 7.0 30 4 3 0 6 1 0 0 0 0 0 41 45 0.00 0.714
Elias Sosa, R (8, 1) ERA: 1.89 3.0 14 2 0 0 0 3 0 0 0 0 0 11 23 0.00 1.667
David Palmer, R (11, 1) ERA: 3.29 3.1 L 15 2 1 1 2 2 1 0 0 0 0 16 28 2.70 1.200
PITCHER IP WLS BF H R ER SO BB IBB HBP BLK WP HR S P ERA WHIP

Batter	1	2	3	4	5	6	7	8	9	AB	R	H	RBI	BB	SO	LOB
Warren Cromartie, L (1, 7) OBP: 0.318, SLG: 0.419	FC4-6 1B		1B 2B		B B B 4-0 1B 1-2 2-3 1B BB		S S S 0-3 ② K		① SH1-3 1-2	3	0	2	0	1	1	0
Rodney Scott, S (1, 6) OBP: 0.324, SLG: 0.286	① F8		FC6-4 1B 2-3		1B FC6-4 1B 1-2 2-3 3-H		1B 2B 1B		B B B B 4-0 2B BB	4	3	3	1	1	0	1
Andre Dawson, R (1, 8) OBP: 0.304, SLG: 0.483	② FC4-6 CS 1-2f		② F8		① FC6-4 1B 1-2 2-H 3-H		1B 2B 1-2 1B		② F9	5	0	2	1	0	0	5
Tony Perez, R (1, 3) OBP: 0.326, SLG: 0.429	③ CS 1-2	1B 2B	③ FC6-4 1-2f		② FC6-4 1-2f 2-H		③ 2B 1-H 2-H		1-H 2-H 2B	5	0	3	3	0	0	3
Ellis Valentine, R (1, 9) OBP: 0.303, SLG: 0.458		① 6-3	① F8	③ L9				4-3 4-3 1B	S S S ③ K	5	0	1	0	0	1	4
Larry Parrish, R (1, 5) OBP: 0.343, SLG: 0.472		② F4	② L7	① F7				① 4-3 1-2		4	0	0	0	0	0	2
Duffy Dyer, R (1, 2) OBP: 0.368, SLG: 0.394		2-3 1B	③ L6	② L6				② 4-3 2-3		4	0	1	0	0	0	1
Tony Bernazard, S (1, 4) OBP: 0.531, SLG: 0.486	S S S ③ K				BB E 1B 1B	③ F9		③ 4-3		4	1	1	0	0	1	3
Bill Lee, L (1, 1) OBP: 0.174, SLG: 0.174 Stan Bahnsen, R (5, 1) Dave Cash, R (7, PH) OBP: 0.516, SLG: 0.586 Rudy May, L (7, 1) OBP: 0.400, SLG: 0.250 Tom Hutton, L (9, PH) OBP: 0.414, SLG: 0.471 Jerry White, S (9, PR) OBP: 0.340, SLG: 0.400 Elias Sosa, R (9, 1) OBP: 0.273, SLG: 0.300			① B1-3		E4 1B BB 1B 1-2		① F8		SH1-3 2B 1B	2 0 1 0 1 0 0 0	1 0 0 0 0 0 0 0	0 0 0 0 0 0 0 0	0 0 0 0 0 0 0 0	0 0 0 0 0 0 0 0	0 0 0 0 0 0 0 0	1 0 0 0 0 0 0 0
Inning Stats	R: 0 E: 0 K: 0 S: 3 H: 1 LOB: 0 BB: 0 P: 3	R: 0 E: 0 K: 1 S: 7 H: 2 LOB: 2 BB: 0 P: 7	R: 0 E: 0 K: 0 S: 5 H: 2 LOB: 2 BB: 0 P: 5	R: 0 E: 0 K: 0 S: 3 H: 0 LOB: 0 BB: 0 P: 3	R: 3 E: 2 K: 0 S: 6 H: 3 LOB: 1 BB: 1 P: 10	R: 0 E: 0 K: 0 S: 3 H: 0 LOB: 0 BB: 0 P: 3	R: 1 E: 0 K: 1 S: 7 H: 3 LOB: 2 BB: 0 P: 7	R: 0 E: 0 K: 0 S: 4 H: 1 LOB: 1 BB: 0 P: 4	R: 2 E: 0 K: 1 S: 7 H: 2 LOB: 2 BB: 1 P: 11	1B: 10 2B: 4 3B: 0 HR: 0 SF: 0 SAC: 1 DP: 0 HBP: 0						

PITCHER		IP	WLS	BF	H	R	ER	SO	BB	IBB	HBP	BLK	WP	HR	S	P	ERA	WHIP
Bob Shirley, L ERA: 2.75	(1, 1)	7.0		31	11	4	2	2	1	0	0	0	0	0	34	38	2.57	1.714
Mark Lee, R ERA: 4.83	(8, 1)	1.0		5	2	1	1	0	0	0	0	0	0	0	5	5	9.00	2.000
Bob Owchinko, L ERA: 4.52	(9, 1)	0.1	L	2	0	0	0	0	1	0	0	0	0	0	1	5	0.00	3.000
Eric Rasmussen, R ERA: 4.19	(9, 1)	0.2		3	1	1	1	1	0	0	0	0	0	0	5	5	13.50	1.500

PITCHER	IP	WLS	BF	H	R	ER	SO	BB	IBB	HBP	BLK	WP	HR	S	P	ERA	WHIP

TOP

Montreal Expos @ San Diego Padres

San Diego Stadium, San Diego, CA

Wed Jul 25 1979, 10:05 PM EDT

Att. 14,758 - Unknown

livebaseballscorecards.com

AB	38
R	6
H	14
RBI	5
BB	2
SO	3
LOB	20

Batter	1	2	3	4	5	6	7	8	9	AB	R	H	RBI	BB	SO	LOB
Gene Richards, L (1, 8) OBP: 0.343, SLG: 0.355	L5	4-3			BB, S, FC3-5, BB (1-2)		4-3		1B	4	1	1	0	1	0	0
Ozzie Smith, S (1, 6) OBP: 0.249, SLG: 0.231	4-3	5-3			FC3-5, BB, S (1-2, 2-3f)		F5		F6	4	0	0	0	0	0	2
Dan Briggs, L (9, PH) OBP: 0.296, SLG: 0.393										1	0	0	0	0	0	1
Paul Dade, R (1, 5) OBP: 0.331, SLG: 0.372	BB, 1B, 2B		G6-3, 1B		K (1-2, 2-3)		L1			4	1	2	0	0	1	2
Dave Winfield, R (1, 9) OBP: 0.412, SLG: 0.621	BB, 1B, BB		G6-3 (1-2f)		BB, IBB			2B		2	1	1	0	2	0	1
Gene Tenace, R (1, 3) OBP: 0.394, SLG: 0.416	1B, 1B, BB (1-2, 2-3)		1-3		FC6, BB (1-2, 2-3, 3-H)			F9		2	1	0	1	2	0	1
Jim Wilhelm, R (1, 7) OBP: 0.188, SLG: 0.188	1B, 1B (1-3, 2-H, 3-H)			6-3	FC6 (1-2f)			F3		4	1	1	2	0	0	4
Fred Kendall, R (1, 2) OBP: 0.280, SLG: 0.254	1B (2-H, 3-H)			F8		K		6-3		4	0	1	2	0	1	1
Bill Almon, R (1, 4) OBP: 0.280, SLG: 0.234	F9			G3		6-3			F8	3	0	0	0	0	0	1
Jay Johnstone, L (9, PH) OBP: 0.323, SLG: 0.347										1	0	0	0	0	0	0
Bob Shirley, R (1, 1) OBP: 0.094, SLG: 0.097		6-3			E6, FC3-5, BB	K			1-3	3	0	0	0	0	1	0
Mark Lee, R (8, 1) OBP: 0.400, SLG: 0.400										0	0	0	0	0	0	0
Bob Owchinko, L (9, 1) OBP: 0.182, SLG: 0.100										0	0	0	0	0	0	0
Eric Rasmussen, R (9, 1) OBP: 0.111, SLG: 0.040										0	0	0	0	0	0	0
Jerry Turner, L (9, PH) OBP: 0.306, SLG: 0.392										1	0	0	0	0	0	0
Inning Stats	R: 4, E: 0, K: 0, S: 6; H: 3, LOB: 1, BB: 2, P: 14	R: 0, E: 0, K: 0, S: 3; H: 0, LOB: 0, BB: 0, P: 3	R: 0, E: 0, K: 0, S: 3; H: 1, LOB: 0, BB: 0, P: 3	R: 0, E: 0, K: 0, S: 3; H: 0, LOB: 0, BB: 0, P: 3	R: 1, E: 1, K: 1, S: 6; H: 0, LOB: 3, BB: 3, P: 18	R: 0, E: 0, K: 2, S: 7; H: 0, LOB: 0, BB: 0, P: 7	R: 0, E: 0, K: 0, S: 3; H: 0, LOB: 0, BB: 0, P: 3	R: 0, E: 0, K: 0, S: 4; H: 1, LOB: 1, BB: 0, P: 4	R: 0, E: 0, K: 0, S: 4; H: 1, LOB: 1, BB: 0, P: 4	1B: 4, 2B: 2, 3B: 0, HR: 0; SF: 0, SAC: 0, DP: 1, HBP: 0						

PITCHER		IP	WLS	BF	H	R	ER	SO	BB	IBB	HBP	BLK	WP	HR	S	P	ERA	WHIP
Bill Lee, L ERA: 3.45	(1, 1)	4.2		23	4	5	4	1	4	1	0	0	0	0	20	40	7.71	1.714
Stan Bahnsen, R ERA: 3.25	(5, 1)	1.1		4	0	0	0	2	0	0	0	0	0	0	8	8	0.00	0.000
Rudy May, L ERA: 3.18	(7, 1)	2.0	W	7	1	0	0	0	0	0	0	0	0	0	7	7	0.00	0.500
Elias Sosa, R ERA: 1.86	(9, 1)	1.0	S	4	1	0	0	0	0	0	0	0	0	0	4	4	0.00	1.000

PITCHER	IP	WLS	BF	H	R	ER	SO	BB	IBB	HBP	BLK	WP	HR	S	P	ERA	WHIP

BOTTOM

Montreal Expos @ San Diego Padres

San Diego Stadium, San Diego, CA

Wed Jul 25 1979, 10:05 PM EDT

Att. 14,758 - Unknown

livebaseballscorecards.com

AB	33
R	5
H	6
RBI	5
BB	5
SO	3
LOB	13

WP: 0 PB: 0 SB: 2 CS: 0 PA: 38

Batter	1	2	3	4	5	6	7	8	9	AB	R	H	RBI	BB	SO	LOB
Omar Moreno, L (1, 8) OBP: 0.342, SLG: 0.409	B B B B 4-0 SH BB		x 0-0 ① CS 1B		x 0-0 CS 1B		4-0 S IBB		x 0-0 ① 1-3	3	1	2	0	2	0	0
Tim Foli, R (1, 6) OBP: 0.314, SLG: 0.342	x 0-0 SH E SF7 1-H		x 0-0 ①② 6-3 1-2		x 0-0 ②③ F5 1-2		x 0-0 ③ 4-1 1-2		x 0-0 ② 5-3	4	1	0	0	0	0	4
Dave Parker, L (1, 9) OBP: 0.360, SLG: 0.499	x 0-0 E4 1B 1-3		H 1-0 FC6-4 HBP			x 0-0 ① 4-3		x 0-0 SH3-4 1B 1B	x 0-0 ③ 4-3	4	1	1	0	0	0	1
Bill Robinson, R (1, 7) OBP: 0.308, SLG: 0.561	x 0-0 ① SF7 3-H		x 0-0 ③ FC6-4 1-2f			x 0-0 ② F4		x 0-0 ① SH3-4 1-2		2	0	0	1	0	0	1
Willie Stargell, L (1, 3) OBP: 0.372, SLG: 0.630 John Milner, L (8, 3) OBP: 0.369, SLG: 0.517	x 0-0 G4-6-3 1-2 1B			x 0-0 ① 4-3		S S S 0-3 ③ K		4-0 1B IBB		3 0	0 0	1 0	0 0	1 0	1 0	0 0
Bill Madlock, R (1, 5) OBP: 0.335, SLG: 0.417 Rennie Stennett, R (7, PR) (7, 4) OBP: 0.293, SLG: 0.299	x 0-0 ②③ G4-6-3 1-2f			x 0-0 ② 5-3			x 0-0 1B 1B 1B	x 0-0 ② F3		3 1	0 1	1 0	0 0	0 0	0 0	2 2
Phil Garner, R (1, 4) (7, 5) OBP: 0.370, SLG: 0.476		x 0-0 ① 6-3		x 0-0 HR			x 0-0 1B 1-2 1B	x 0-0 1-3 2-H 1B		4	1	3	2	0	0	0
Steve Nicosia, R (1, 2) OBP: 0.308, SLG: 0.405		x 0-0 ② 5-3		x 0-0 ③ 5-3			x 0-0 ① 5-3 1-3 2-H 1B	4-0 IBB		3	0	1	1	1	0	0
Don Robinson, R (1, 1) OBP: 0.194, SLG: 0.194 Kent Tekulve, R (7, 1) OBP: 0.375, SLG: 0.286 Grant Jackson, S (8, 1) Enrique Romo, R (9, 1) OBP: 0.125, SLG: 0.125		x 0-0 ③ 5-3			x 0-0 ① 5-3		x 0-0 ② 5-3 2-3	x 0-0 ③ L8		3 1 0 0	0 0 0 0	0 0 0 0	0 0 0 0	0 0 0 0	0 0 0 0	2 3 0 0
Inning Stats	R: 2 E: 2 K: 0 S: 5 H: 1 LOB: 1 BB: 1 P: 9	R: 0 E: 0 K: 0 S: 3 H: 0 LOB: 0 BB: 0 P: 3	R: 0 E: 0 K: 0 S: 3 H: 1 LOB: 1 BB: 0 P: 4	R: 1 E: 0 K: 0 S: 4 H: 1 LOB: 0 BB: 0 P: 4	R: 0 E: 0 K: 0 S: 3 H: 1 LOB: 0 BB: 0 P: 3	R: 0 E: 0 K: 1 S: 5 H: 0 LOB: 0 BB: 0 P: 5	R: 1 E: 0 K: 0 S: 5 H: 3 LOB: 3 BB: 1 P: 9	R: 1 E: 0 K: 0 S: 5 H: 2 LOB: 3 BB: 2 P: 13	R: 0 E: 0 K: 0 S: 3 H: 0 LOB: 0 BB: 0 P: 3	1B: 8 2B: 0 3B: 0 HR: 1	SF: 1 SAC: 2 DP: 1 HBP: 1			WP: 0 PB: 0 SB: 1 CS: 2	PA: 39	

PITCHER		IP	WLS	BF	H	R	ER	SO	BB	IBB	HBP	BLK	WP	HR	S	P	ERA	WHIP
Ross Grimsley, L ERA: 5.07	(1, 1)	6.1		26	7	4	2	1	1	0	1	0	0	1	26	31	2.84	1.263
Elias Sosa, R ERA: 1.95	(7, 1)	1.2	L	10	2	1	1	0	0	3	0	0	0	0	7	19	5.40	1.200
Woodie Fryman, L ERA: 2.48	(9, 1)	1.0		3	0	0	0	0	0	0	0	0	0	0	3	3	0.00	0.000

PITCHER	IP	WLS	BF	H	R	ER	SO	BB	IBB	HBP	BLK	WP	HR	S	P	ERA	WHIP

TOP

Pittsburgh Pirates @ Montreal Expos

Olympic Stadium, Montreal, QB

Fri Jul 27 1979, 7:05 PM EDT

Unknown

livebaseballscorecards.com

AB	31
R	5
H	9
RBI	4
BB	4
SO	1
LOB	15

BOTTOM

Pittsburgh Pirates @ Montreal Expos

Olympic Stadium, Montreal, QB

Fri Jul 27 1979, 7:05 PM EDT

Unknown

livebaseballscorecards.com

Batter	1	2	3	4	5	6	7	8	9	AB	R	H	RBI	BB	SO	LOB
Warren Cromartie, L (1, 7) OBP: 0.319, SLG: 0.417	L8		K		FC3-6 BB		SH5-4 E 1B		5-3	4	1	1	0	1	1	0
Rodney Scott, S (1, 6) OBP: 0.324, SLG: 0.283	FC6-4 BB		K		FC3-6 S 1-2f		SH5-4 1-2		K	3	0	0	0	1	2	1
Andre Dawson, R (1, 8) OBP: 0.303, SLG: 0.478	FC6-4 1-2f		K		K 1-2		F8		BB	4	0	0	0	1	2	3
Tony Perez, R (1, 3) OBP: 0.330, SLG: 0.429	F9			G5-4-3 HBP	IBB		E5 2-H 1B		5-3	3	0	1	0	1	0	2
Gary Carter, R (1, 2) OBP: 0.341, SLG: 0.483		F8		G5-4-3 1-2f	F7		5-3			4	0	0	0	0	0	4
Ellis Valentine, R (1, 9) OBP: 0.306, SLG: 0.458		HR 1B		2B 1B		K		F8		4	2	2	0	0	1	0
Larry Parrish, R (1, 5) OBP: 0.348, SLG: 0.489		1-H HR		1-H 2B		1B		F8		4	1	3	3	0	0	0
Tony Bernazard, S (1, 4) OBP: 0.528, SLG: 0.459		K		H FC6-4 HBP		K		BB		2	0	0	0	1	2	1
Ross Grimsley, L (1, 1) OBP: 0.229, SLG: 0.271		K		FC6-4 1-2f		K2-3		F9		3	0	0	0	0	2	3
Elias Sosa, R (7, 1) OBP: 0.273, SLG: 0.300										0	0	0	0	0	0	0
Rusty Staub, L (8, PH) OBP: 0.332, SLG: 0.403										1	0	0	0	0	0	1
Woodie Fryman, R (9, 1)										0	0	0	0	0	0	0
Inning Stats	R: 0 E: 0 K: 0 S: 3 H: 0 LOB: 1 BB: 1 P: 7	R: 2 E: 0 K: 2 S: 9 H: 2 LOB: 0 BB: 0 P: 9	R: 0 E: 0 K: 3 S: 9 H: 0 LOB: 0 BB: 0 P: 9	R: 1 E: 0 K: 0 S: 4 H: 2 LOB: 2 BB: 0 P: 6	R: 0 E: 0 K: 1 S: 5 H: 0 LOB: 2 BB: 2 P: 13	R: 0 E: 0 K: 3 S: 10 H: 1 LOB: 1 BB: 0 P: 10	R: 1 E: 1 K: 0 S: 5 H: 2 LOB: 1 BB: 0 P: 5	R: 0 E: 0 K: 0 S: 3 H: 0 LOB: 1 BB: 1 P: 7	R: 0 E: 0 K: 1 S: 5 H: 0 LOB: 1 BB: 1 P: 9	1B: 5 2B: 1 3B: 0 HR: 1 SF: 0 SAC: 1 DP: 1 HBP: 2						

	AB	32
	R	4
	H	7
	RBI	3
	BB	5
	SO	10
	LOB	15

PITCHER		IP	WLS	BF	H	R	ER	SO	BB	IBB	HBP	BLK	WP	HR	S	P	ERA	WHIP
Don Robinson, R ERA: 3.97	(1, 1)	6.1		29	6	4	3	9	2	1	2	0	0	1	42	56	4.26	1.263
Kent Tekulve, R ERA: 3.3	(7, 1)	1.1	W	6	1	0	0	0	1	0	0	0	0	0	5	9	0.00	1.500
Grant Jackson, L ERA: 3.08	(8, 1)	0.1		1	0	0	0	0	0	0	0	0	0	0	1	1	0.00	0.000
Enrique Romo, R ERA: 2.97	(9, 1)	1.0	S	4	0	0	0	1	1	0	0	0	0	0	5	9	0.00	1.000

PITCHER	IP	WLS	BF	H	R	ER	SO	BB	IBB	HBP	BLK	WP	HR	S	P	ERA	WHIP

Pittsburgh Pirates @ Montreal Expos

Olympic Stadium, Montreal, QB

Fri Jul 27 1979, 7:05 PM EDT

Att. 59,260 - Unknown

TOP

livebaseballscorecards.com

Batter	1	2	3	4	5	6	7	8	9	AB	R	H	RBI	BB	SO	LOB
Omar Moreno, L (1, 8) OBP: 0.340, SLG: 0.405	S S S 0-3 ① K		X 0-0 ① F6	X 0-0 ② F8			B B B B 4-0 3B BB	S S S 0-3 ③ K		4	1	0	0	1	2	0
Phil Garner, R (1, 6) (6, 5) OBP: 0.376, SLG: 0.489	B B B B 4-0 1B 1B BB		X 0-0 HR 2B	S S S 0-3 ③ K			X 0-0 1B 1-H 3B		X 0-0 1-3 HBP 1B 1B	4	4	3	1	1	1	0
Dave Parker, L (1, 9) OBP: 0.363, SLG: 0.497	X 0-0 1B SF7 1-2 1B		B B B B 4-0 HR BB		X 0-0 ① G3		S S S 0-3 ① K		H 1-0 1-3 1B 1-2 HBP	3	3	1	0	1	1	1
John Milner, L (1, 3) OBP: 0.375, SLG: 0.534	X 0-0 1-3 2-H 1B		X 0-0 1-H 2-H HR		X 0-0 ② F7		H 1-0 1B HBP		X 0-0 ① 1-3 1-2 2-3	4	1	2	4	0	0	2
Bill Robinson, R (1, 7) OBP: 0.310, SLG: 0.559	X 0-0 ② SF7 3-H		X 0-0 E5 S		X 0-0 ③ 6-3		X 0-0 1-3 3-H 1B		I 4-0 G3 1B IBB	3	0	1	2	1	0	0
Bill Madlock, R (1, 5) OBP: 0.335, SLG: 0.416	X 0-0 ③ F2		S S S 0-3 ② K 2-3			X 0-0 CS 1B	X 0-0 ② F5		X 0-0 G3 1-2 2-H 3-H 1B	3	0	1	0	0	1	2
Tim Foli, R (6, PR) (6, 6) OBP: 0.315, SLG: 0.343										2	0	1	2	0	0	2
Ed Ott, L (1, 2) OBP: 0.296, SLG: 0.386		X 0-0 ① 6-3	B B B B 4-0 BB			B B B B 4-0 ① FC4-6 1-2 BB	X 0-0 ③ G3		X 0-0 ② G3 1-2 2-3	3	0	0	0	2	0	4
Rennie Stennett, R (1, 4) OBP: 0.292, SLG: 0.294		S S S 0-3 ② K	X 0-0 ③ F9			X 0-0 ② FC4-6 1-2f		X 0-0 ① L6	I 4-0 IBB	4	0	0	0	1	1	3
Bert Blyleven, R (1, 1) OBP: 0.140, SLG: 0.160		S S S 0-3 ③ K		S S S 0-3 ① K		S S S 0-3 ③ K		S S S 0-3 ② K	S S S 0-3 ③ K	5	0	0	0	0	5	4
Inning Stats	R: 2 H: 2 E: 0 LOB: 1 K: 1 BB: 1 S: 7 P: 11	R: 0 H: 0 E: 0 LOB: 0 K: 2 BB: 0 S: 7 P: 7	R: 3 H: 2 E: 1 LOB: 2 K: 1 BB: 2 S: 8 P: 16	R: 0 H: 0 E: 0 LOB: 0 K: 2 BB: 0 S: 7 P: 7	R: 0 H: 0 E: 0 LOB: 0 K: 0 BB: 0 S: 3 P: 3	R: 0 H: 1 E: 0 LOB: 1 K: 1 BB: 1 S: 5 P: 9	R: 2 H: 2 E: 0 LOB: 2 K: 1 BB: 1 S: 7 P: 12	R: 0 H: 0 E: 0 LOB: 0 K: 2 BB: 0 S: 7 P: 7	R: 2 H: 2 E: 0 LOB: 3 K: 1 BB: 2 S: 7 P: 16	1B: 6 SF: 1 2B: 1 SAC: 0 3B: 1 DP: 0 HR: 1 HBP: 2						

	AB	35
	R	9
	H	9
	RBI	9
	BB	7
	SO	11
	LOB	18

WP: 0 PA: 45
PB: 0
SB: 1
CS: 1

PITCHER		IP	WLS	BF	H	R	ER	SO	BB	IBB	HBP	BLK	WP	HR	S	P	ERA	WHIP
Scott Sanderson, R ERA: 3.72	(1, 1)	3.0	L	17	4	5	5	4	3	0	0	0	0	1	22	34	15.00	2.333
Rudy May, L ERA: 3.0	(4, 1)	2.0		6	0	0	0	2	0	0	0	0	0	0	10	10	0.00	0.000
Stan Bahnsen, R ERA: 3.52	(6, 1)	1.0		6	2	2	2	1	2	0	0	0	0	0	6	14	18.00	4.000
David Palmer, R ERA: 3.14	(7, 1)	2.0		8	1	0	0	3	0	0	1	0	0	0	13	14	0.00	0.500
Woodie Fryman, L ERA: 2.89	(9, 1)	1.0		8	2	2	2	1	0	2	1	0	0	0	7	16	18.00	2.000

PITCHER	IP	WLS	BF	H	R	ER	SO	BB	IBB	HBP	BLK	WP	HR	S	P	ERA	WHIP

Batter	1	2	3	4	5	6	7	8	9	AB	R	H	RBI	BB	SO	LOB
Warren Cromartie, L (1, 7) OBP: 0.321, SLG: 0.423	S S S 0-3 K ①		x 0-0 1-3 2B 2-H		x 0-0 L3 ②			x 0-0 F7 2B		4	0	2	1	0	1	0
Rodney Scott, S (1, 4) OBP: 0.321, SLG: 0.280	x 0-0 F7 ②		S S S 0-3 K ①		S S S 0-3 K ③			x 0-0 F7 ② 2-3		4	0	0	0	0	2	2
Rusty Staub, L (1, 3) OBP: 0.334, SLG: 0.400	B B B B 4-0 2B BB		x 0-0 1-3 ② 2-3			B B B B 4-0 G6-4-3 BB		x 0-0 F7 ③		2	0	0	0	2	0	2
Ellis Valentine, R (1, 9) OBP: 0.308, SLG: 0.465	x 0-0 1-3 2B		S S S 0-3 K ③			S S S 0-3 K ①			x 0-0 2B	4	0	2	0	0	2	2
Larry Parrish, R (1, 5) OBP: 0.344, SLG: 0.483	x 0-0 1-3 ③			S S S 0-3 K ①		x 0-0 G6-4-3 ② ③ 1-2f			x 0-0 6-3 ①	4	0	0	0	0	1	4
Andre Dawson, R (1, 8) OBP: 0.302, SLG: 0.474		S S S 0-3 K ①		B B B B 4-0 BB			x 0-0 F7 ①		x 0-0 5-3 ②	3	0	0	0	1	1	1
Duffy Dyer, R (1, 2) OBP: 0.333, SLG: 0.351		x 0-0 F4 ②		x 0-0 L7 ②			x 0-0 F8 ②		S S S 0-3 K ③	4	0	0	0	0	1	2
Chris Speier, R (1, 6) OBP: 0.315, SLG: 0.317		x 0-0 F3 ③		x 0-0 4-3 ③			x 0-0 6-3 ③			3	0	0	0	0	0	1
Scott Sanderson, R (1, 1) OBP: 0.167, SLG: 0.222 Jerry White, S (3, PH) OBP: 0.346, SLG: 0.417 Rudy May, L (4, 1) OBP: 0.400, SLG: 0.250 Tony Bernazard, S (5, PH) OBP: 0.519, SLG: 0.447 Stan Bahnsen, R (6, 1) David Palmer, R (7, 1) Dave Cash, R (8, PH) OBP: 0.500, SLG: 0.567 Woodie Fryman, R (9, 1)			x 0-0 2B 2B		S S S 0-3 K ①			x 0-0 F7 ①		0 1 0 1 0 0 0 1 0	0 1 0 0 0 0 0 0 0	0 1 0 0 0 0 0 0 0	0 0 0 0 0 0 0 0 0	0 0 0 0 1 0 0 0 0	0 0 0 0 0 0 0 0 0	0 1 0 0 0 0 0 0 0
Inning Stats	R: 0 E: 0 K: 1 S: 6 H: 1 LOB: 2 BB: 1 P: 10	R: 0 E: 0 K: 1 S: 5 H: 0 LOB: 0 BB: 0 P: 5	R: 1 E: 0 K: 2 S: 9 H: 2 LOB: 1 BB: 0 P: 9	R: 0 E: 0 K: 1 S: 5 H: 0 LOB: 1 BB: 1 P: 9	R: 0 E: 0 K: 2 S: 7 H: 0 LOB: 0 BB: 0 P: 7	R: 0 E: 0 K: 1 S: 4 H: 0 LOB: 0 BB: 1 P: 8	R: 0 E: 0 K: 0 S: 3 H: 0 LOB: 0 BB: 0 P: 3	R: 0 E: 0 K: 0 S: 4 H: 1 LOB: 1 BB: 0 P: 4	R: 0 E: 0 K: 1 S: 6 H: 1 LOB: 1 BB: 0 P: 6	1B: 0 2B: 5 3B: 0 HR: 0	SF: 0 SAC: 0 DP: 1 HBP: 0						

PITCHER	IP	WLS	BF	H	R	ER	SO	BB	IBB	HBP	BLK	WP	HR	S	P	ERA	WHIP
Bert Blyleven, R (1, 1) ERA: 3.56	9.0	W	34	5	1	1	9	3	0	0	0	0	0	49	61	1.00	0.889

PITCHER	IP	WLS	BF	H	R	ER	SO	BB	IBB	HBP	BLK	WP	HR	S	P	ERA	WHIP

BOTTOM

Pittsburgh Pirates @ Montreal Expos

Olympic Stadium, Montreal, QB

Fri Jul 27 1979, 7:05 PM EDT

Att. 59,260 - Unknown

livebaseballscorecards.com

AB	31
R	1
H	5
RBI	1
BB	3
SO	9
LOB	14

WP: 0	PB: 0	SB: 0	CS: 0
PA: 34			

Batter	1	2	3	4	5	6	7	8	9	AB	R	H	RBI	BB	SO	LOB
Omar Moreno, L (1, 8) OBP: 0.343, SLG: 0.406	HR 1B	BB 1B; 1-2 BB		K	E8 CS; 2-H 1B	1-3				4	1	2	1	1	1	0
Tim Foli, R (1, 6) OBP: 0.313, SLG: 0.340	F4	BB; 1-2 2-H 1B		L8	5-3; 2-3				6-3	5	0	1	1	0	0	2
Dave Parker, L (1, 9) OBP: 0.366, SLG: 0.508	1-H HR	BB; 1-2 2-3			E6 WP 1B SF7		2B		F9	4	2	2	2	1	0	0
Bill Robinson, R (1, 3) OBP: 0.308, SLG: 0.553 John Milner, L (9, 3) OBP: 0.375, SLG: 0.534	6-3	F7			WP; 1-2 1B		K		F7	5 0	0 0	1 0	0 0	0 0	1 0	4 0
Lee Lacy, R (1, 7) OBP: 0.348, SLG: 0.470	2B		1B		F3; 1-2 2-3		1B			4	0	3	0	0	0	2
Bill Madlock, R (1, 5) OBP: 0.331, SLG: 0.412	P3		F8		SF7; 3-H		K			3	0	0	1	0	1	4
Phil Garner, R (1, 4) OBP: 0.372, SLG: 0.483		L9	F2		F2		F9			4	0	0	0	0	0	4
Steve Nicosia, R (1, 2) OBP: 0.315, SLG: 0.404		BB 1B; BB	6-3			SH2-4 E 1B		K		3	2	1	0	1	1	1
Jim Bibby, R (1, 1) OBP: 0.150, SLG: 0.263 Grant Jackson, S (7, 1) Mike Easler, L (8, PH) OBP: 0.421, SLG: 0.500 Kent Tekulve, R (8, 1) OBP: 0.375, SLG: 0.286		K		K		SH2-4; 1-2		K		2 0 1 0	0 0 0 0	0 0 0 0	0 0 0 0	2 0 1 0	1 0 0 0	0 0 0 0
Inning Stats	R: 2 E: 0 K: 0 S: 6 H: 3 LOB: 1 BB: 0 P: 6	R: 1 E: 0 K: 1 S: 6 H: 1 LOB: 3 BB: 3 P: 18	R: 0 E: 0 K: 0 S: 4 H: 1 LOB: 1 BB: 0 P: 4	R: 0 E: 0 K: 2 S: 7 H: 0 LOB: 0 BB: 0 P: 7	R: 1 E: 1 K: 0 S: 5 H: 1 LOB: 1 BB: 0 P: 5	R: 1 E: 1 K: 0 S: 4 H: 2 LOB: 0 BB: 0 P: 4	R: 0 E: 0 K: 2 S: 9 H: 2 LOB: 2 BB: 0 P: 9	R: 0 E: 0 K: 2 S: 7 H: 0 LOB: 0 BB: 0 P: 7	R: 0 E: 0 K: 0 S: 3 H: 0 LOB: 0 BB: 0 P: 3	1B: 7 2B: 2 3B: 0 HR: 1	SF: 1 SAC: 1 DP: 0 HBP: 0					

TOP

Pittsburgh Pirates @ Montreal Expos

Olympic Stadium, Montreal, QB

Sat Jul 28 1979, 7:05 PM EDT

Att. 38,661 - Unknown

livebaseballscorecards.com

AB	35
R	5
H	10
RBI	5
BB	3
SO	7
LOB	18

PITCHER		IP	WLS	BF	H	R	ER	SO	BB	IBB	HBP	BLK	WP	HR	S	P	ERA	WHIP
Dan Schatzeder, L ERA: 3.3	(1, 1)	6.0	L	29	8	5	4	3	3	0	0	0	1	1	32	44	6.00	1.833
Stan Bahnsen, R ERA: 3.46	(7, 1)	1.0		5	2	0	0	2	0	0	0	0	0	0	9	9	0.00	2.000
Elias Sosa, R ERA: 1.89	(8, 1)	2.0		6	0	0	0	2	0	0	0	0	0	0	10	10	0.00	0.000

PITCHER	IP	WLS	BF	H	R	ER	SO	BB	IBB	HBP	BLK	WP	HR	S	P	ERA	WHIP

WP: 1	PA: 40
PB: 0	
SB: 0	
CS: 1	

BOTTOM

Batter	1	2	3	4	5	6	7	8	9	AB	R	H	RBI	BB	SO	LOB
Warren Cromartie, L (1, 7) OBP: 0.320, SLG: 0.424 Elias Sosa, R (8, 1) OBP: 0.273, SLG: 0.300	K			F8		4-3 1B 2B	F7			4	1	1	0	0	1	1
										0	0	0	0	0	0	0
Rodney Scott, S (1, 4) OBP: 0.318, SLG: 0.277 (8, 6)	K			F8		4-3		6-3		4	0	0	0	0	1	1
Andre Dawson, R (1, 8) OBP: 0.302, SLG: 0.472	F6			L4		1B		E4		4	0	1	1	0	0	0
Tony Perez, R (1, 3) OBP: 0.330, SLG: 0.426		1-3			G6-3 1B	F9		K		4	0	1	0	0	1	2
Gary Carter, R (1, 2) OBP: 0.343, SLG: 0.481		5-3			G6-3		HR BB	6-3		3	1	1	0	1	0	1
Ellis Valentine, R (1, 9) OBP: 0.304, SLG: 0.459		F9			G6-3		K		F9	4	0	0	0	0	1	3
Larry Parrish, R (1, 5) OBP: 0.346, SLG: 0.491			F5		BB		HR		F8	3	1	1	2	1	0	0
Chris Speier, R (1, 6) OBP: 0.314, SLG: 0.316										1	0	0	0	0	1	0
Rusty Staub, L (5, PH) OBP: 0.333, SLG: 0.398										1	0	0	0	0	1	2
Jim Mason, L (6, 6) OBP: 0.246, SLG: 0.255										0	0	0	0	0	0	0
Dave Cash, R (7, PH) OBP: 0.500, SLG: 0.563 (8, 4)										2	0	1	0	0	0	0
Dan Schatzeder, L (1, 1) OBP: 0.294, SLG: 0.333										1	0	0	0	0	0	0
Tony Bernazard, S (6, PH) OBP: 0.509, SLG: 0.436			F7			K			FC6-4	1	0	0	0	0	1	0
Stan Bahnsen, R (7, 1)							WP BB			0	0	0	0	0	0	0
Jerry White, S (7, PH) OBP: 0.349, SLG: 0.412 (8, 7)										1	0	0	0	1	0	1
Inning Stats	R: 0 E: 0 K: 2 S: 7 H: 0 LOB: 0 BB: 0 P: 7	R: 0 E: 0 K: 0 S: 3 H: 0 LOB: 0 BB: 0 P: 3	R: 0 E: 0 K: 1 S: 5 H: 0 LOB: 0 BB: 0 P: 5	R: 0 E: 0 K: 0 S: 3 H: 0 LOB: 0 BB: 0 P: 3	R: 0 E: 0 K: 1 S: 6 H: 2 LOB: 2 BB: 1 P: 10	R: 1 E: 0 K: 1 S: 7 H: 2 LOB: 1 BB: 0 P: 7	R: 2 E: 0 K: 1 S: 6 H: 1 LOB: 1 BB: 2 P: 14	R: 0 E: 1 K: 1 S: 6 H: 0 LOB: 1 BB: 0 P: 6	R: 0 E: 0 K: 0 S: 4 H: 1 LOB: 1 BB: 0 P: 4	1B: 4 2B: 1 3B: 0 HR: 1	SF: 0 SAC: 0 DP: 1 HBP: 0						

PITCHER		IP	WLS	BF	H	R	ER	SO	BB	IBB	HBP	BLK	WP	HR	S	P	ERA	WHIP
Jim Bibby, R ERA: 3.06	(1, 1)	6.1	W	25	5	3	3	6	2	0	0	0	0	1	35	43	4.26	1.105
Grant Jackson, L ERA: 3.04	(7, 1)	0.2		3	0	0	0	0	1	0	0	0	1	0	2	6	0.00	1.500
Kent Tekulve, R ERA: 3.21	(8, 1)	2.0	S	8	1	0	0	1	0	0	0	0	0	0	10	10	0.00	0.500

PITCHER	IP	WLS	BF	H	R	ER	SO	BB	IBB	HBP	BLK	WP	HR	S	P	ERA	WHIP

Pittsburgh Pirates @ Montreal Expos

Olympic Stadium, Montreal, QB

Sat Jul 28 1979, 7:05 PM EDT

Att. 38,661 - Unknown

livebaseballscorecards.com

AB	33
R	3
H	6
RBI	3
BB	3
SO	7
LOB	11

1B: 4	SF: 0	WP: 1	PA: 36
2B: 1	SAC: 0	PB: 0	
3B: 0	DP: 1	SB: 0	
HR: 1	HBP: 0	CS: 0	

Batter	1	2	3	4	5	6	7	8	9	AB	R	H	RBI	BB	SO	LOB
Omar Moreno, L (1, 8) OBP: 0.344, SLG: 0.407	F7		E8 2-H		CS 1B			F7		4	0	2	1	0	0	0
Tim Foli, R (1, 6) OBP: 0.310, SLG: 0.336	4-3		F6		F4 1-2			6-3		4	0	0	0	0	0	2
Dave Parker, L (1, 9) OBP: 0.365, SLG: 0.505	K			2B 1B		4-3		6-3		4	1	1	0	0	1	0
Willie Stargell, L (1, 3) OBP: 0.374, SLG: 0.645		K		1B 1-3		3-4-1			HR	4	1	2	1	0	1	0
John Milner, L (1, 7) OBP: 0.377, SLG: 0.531		K		2-3 3-H		BB			F8	3	0	1	1	1	1	0
Bill Madlock, R (1, 5) OBP: 0.331, SLG: 0.410		K		F4		L5			1B	4	0	1	0	0	1	3
Ed Ott, L (1, 2) OBP: 0.292, SLG: 0.379			F7	K			F7		F2	4	0	0	0	0	1	3
Phil Garner, R (1, 4) OBP: 0.370, SLG: 0.483			E 2B	F4			6-3		F7	4	1	1	0	0	0	3
Bruce Kison, R (1, 1) OBP: 0.138, SLG: 0.143			6-3		K		F9			2	0	0	0	0	1	1
Lee Lacy, R (7, PH) OBP: 0.346, SLG: 0.466										1	0	0	0	0	0	0
Enrique Romo, R (7, 1) OBP: 0.125, SLG: 0.125										0	0	0	0	0	0	0
Inning Stats	R: 0 E: 0 K: 1 S: 5 H: 0 LOB: 0 BB: 0 P: 5	R: 0 E: 0 K: 3 S: 9 H: 0 LOB: 0 BB: 0 P: 9	R: 1 E: 1 K: 0 S: 5 H: 2 LOB: 1 BB: 0 P: 5	R: 1 E: 0 K: 1 S: 8 H: 3 LOB: 2 BB: 0 P: 8	R: 0 E: 0 K: 1 S: 5 H: 1 LOB: 0 BB: 0 P: 5	R: 0 E: 0 K: 0 S: 3 H: 0 LOB: 1 BB: 1 P: 7	R: 0 E: 0 K: 0 S: 3 H: 0 LOB: 0 BB: 0 P: 3	R: 0 E: 0 K: 0 S: 3 H: 0 LOB: 0 BB: 0 P: 3	R: 1 E: 0 K: 0 S: 5 H: 2 LOB: 1 BB: 0 P: 5	1B: 5 2B: 2 3B: 0 HR: 1 SF: 0 SAC: 0 DP: 0 HBP: 0	WP: 0 PB: 0 SB: 0 CS: 1 PA: 35					

PITCHER	IP	WLS	BF	H	R	ER	SO	BB	IBB	HBP	BLK	WP	HR	S	P	ERA	WHIP
Steve Rogers, R (1, 1) ERA: 2.45	9.0	W	35	8	3	3	6	1	0	0	0	0	1	46	50	3.00	1.000

PITCHER	IP	WLS	BF	H	R	ER	SO	BB	IBB	HBP	BLK	WP	HR	S	P	ERA	WHIP

TOP

Pittsburgh Pirates @ Montreal Expos

Olympic Stadium, Montreal, QB

Sun Jul 29 1979, 3:33 AM EDT

Att. 35,245 - Unknown

livebaseballscorecards.com

AB	34
R	3
H	8
RBI	3
BB	1
SO	6
LOB	12

Batter	1	2	3	4	5	6	7	8	9	AB	R	H	RBI	BB	SO	LOB
Warren Cromartie, L (1, 7) OBP: 0.319, SLG: 0.424	SH1-3 1B 2B	L8			4-3		4-3			4	1	1	0	0	0	2
Rodney Scott, S (1, 4) OBP: 0.321, SLG: 0.286	SH1-3 2-3		G1-6-3 1B			1B 3B		1-3		2	1	2	0	0	0	0
Tony Bernazard, S (8, 4) OBP: 0.500, SLG: 0.425										1	0	0	0	0	0	0
Rusty Staub, L (1, 3) OBP: 0.337, SLG: 0.402	1B 1B 3B 1B 3-H		F8			G6-4-3 1B 3-H		L7		3	1	2	2	0	0	1
Tom Hutton, L (7, 3) OBP: 0.407, SLG: 0.462										1	0	0	0	0	0	0
Ellis Valentine, R (1, 9) OBP: 0.304, SLG: 0.457	1B 3B 1B 1-2		G1-6-3 1-2f			G6-4-3 1-2f		P4		4	1	1	0	0	0	2
Gary Carter, R (1, 2) OBP: 0.343, SLG: 0.480	3B 1B 1-2 2-3			F7		F2				3	1	1	0	0	0	0
Andre Dawson, R (1, 8) OBP: 0.305, SLG: 0.478	CS 3B 1-H 2-H 3-H			F7			FC1-5 S 1B			3	0	2	3	0	0	0
Larry Parrish, R (1, 5) OBP: 0.343, SLG: 0.486	1-3			F5			K 1-2 S S S			3	0	0	0	0	1	2
Chris Speier, R (1, 6) OBP: 0.314, SLG: 0.313	CS 3-H	G3			1-3		B B B 4-0 FC1-5 BB			2	0	0	0	1	0	0
Steve Rogers, R (1, 1) OBP: 0.207, SLG: 0.200		4-3			5-3		FC1-5 1-2 2-3f			3	0	0	0	0	0	2
Inning Stats	R: 4 H: 5 E: 0 LOB: 0 K: 0 BB: 0 S: 7 P: 7	R: 0 H: 0 E: 0 LOB: 0 K: 0 BB: 0 S: 3 P: 3	R: 0 H: 1 E: 0 LOB: 0 K: 0 BB: 0 S: 3 P: 3	R: 0 H: 0 E: 0 LOB: 0 K: 0 BB: 0 S: 3 P: 3	R: 0 H: 0 E: 0 LOB: 0 K: 0 BB: 0 S: 3 P: 3	R: 1 H: 2 E: 0 LOB: 0 K: 0 BB: 0 S: 4 P: 4	R: 0 H: 1 E: 0 LOB: 2 K: 1 BB: 1 S: 6 P: 10	R: 0 H: 0 E: 0 LOB: 0 K: 0 BB: 0 S: 3 P: 3		1B: 6 SF: 0 2B: 1 SAC: 1 3B: 2 DP: 2 HR: 0 HBP: 0						WP: 0 PA: 32 PB: 0 SB: 1 CS: 1

PITCHER		IP	WLS	BF	H	R	ER	SO	BB	IBB	HBP	BLK	WP	HR	S	P	ERA	WHIP
Bruce Kison, R ERA: 3.64	(1, 1)	6.0	L	23	8	5	5	0	0	0	0	0	0	0	23	23	7.50	1.333
Enrique Romo, R ERA: 2.89	(7, 1)	2.0		8	1	0	0	1	1	0	0	0	0	0	9	13	0.00	1.000

PITCHER	IP	WLS	BF	H	R	ER	SO	BB	IBB	HBP	BLK	WP	HR	S	P	ERA	WHIP

BOTTOM

Pittsburgh Pirates @ Montreal Expos

Olympic Stadium, Montreal, QB

Sun Jul 29 1979, 3:33 AM EDT

Att. 35,245 - Unknown

livebaseballscorecards.com

AB	29
R	5
H	9
RBI	5
BB	1
SO	1
LOB	9

Batter	1	2	3	4	5	6	7	8	9	AB	R	H	RBI	BB	SO	LOB
Garry Templeton, S (1, 6) OBP: 0.350, SLG: 0.480	CS 1B		F7			1B SF8 2B		1-2 HR 1B	2B	5	2	4	0	0	0	2
Jerry Mumphrey, S (1, 7) OBP: 0.335, SLG: 0.385	6-3 1-2		L4-3 1-2			2-3 1B		BBB 4-0 HR 1-2 2-3 BB	4-3	4	1	1	0	1	0	4
Keith Hernandez, L (1, 3) OBP: 0.406, SLG: 0.513	6-3			G6-4-3 1B		SF8 3-H		1-H 2-H 3-H HR		3	1	2	5	0	0	0
Ted Simmons, S (1, 2) OBP: 0.423, SLG: 0.634		CS 1B		G6-4-3 1-2f		F8		HR		4	1	2	1	0	0	2
George Hendrick, R (1, 9) OBP: 0.366, SLG: 0.443		F9 1-2		4-3			5-3	BBBB 4-0 BB		3	0	0	0	1	0	1
Tony Scott, S (1, 8) OBP: 0.314, SLG: 0.384		F9			L4		CS 1B	F8		4	0	1	0	0	0	1
Ken Reitz, R (1, 5) OBP: 0.308, SLG: 0.390			E5 1B 1B		P6		F9 SSS	0-3 K		4	1	0	0	0	1	2
Mike Tyson, R (1, 4) OBP: 0.265, SLG: 0.353			1B 2-3 1B		SSS K		CS 1-2	FC3-6 1B	F8	4	0	2	0	0	1	0
John Denny, R (1, 1) OBP: 0.118, SLG: 0.160			L4-3 1-2 3-H 1B			SSS K		BB FC3-6 1B 1-2f HR	SSS K	4	1	1	1	0	2	1
Inning Stats	R: 0 E: 0 K: 0 S: 3 H: 1 LOB: 0 BB: 0 P: 3	R: 0 E: 0 K: 0 S: 3 H: 1 LOB: 0 BB: 0 P: 3	R: 1 E: 1 K: 0 S: 5 H: 2 LOB: 0 BB: 0 P: 5	R: 0 E: 0 K: 0 S: 3 H: 1 LOB: 0 BB: 0 P: 3	R: 0 E: 0 K: 1 S: 5 H: 0 LOB: 0 BB: 0 P: 5	R: 1 E: 0 K: 1 S: 7 H: 2 LOB: 1 BB: 0 P: 7	R: 0 E: 0 K: 0 S: 3 H: 1 LOB: 0 BB: 0 P: 3	R: 5 E: 0 K: 1 S: 9 H: 4 LOB: 1 BB: 2 P: 17	R: 0 E: 0 K: 1 S: 6 H: 1 LOB: 1 BB: 0 P: 6	1B: 9 2B: 3 3B: 0 HR: 2 SF: 1 SAC: 0 DP: 2 HBP: 0						

TOP

St. Louis Cardinals @ Montreal Expos

Olympic Stadium, Montreal, QB

Mon Jul 30 1979, 7:05 PM EDT

Unknown

livebaseballscorecards.com

AB	35
R	7
H	13
RBI	7
BB	2
SO	4
LOB	13

PITCHER		IP	WLS	BF	H	R	ER	SO	BB	IBB	HBP	BLK	WP	HR	S	P	ERA	WHIP
Bill Lee, L ERA: 3.46	(1, 1)	7.1	L	28	10	4	3	2	0	0	0	0	0	0	32	32	3.68	1.364
Woodie Fryman, L ERA: 3.62	(8, 1)	0.0		4	2	3	3	0	2	0	0	0	0	2	2	10	∞	∞
Scott Sanderson, R ERA: 3.7	(8, 1)	0.2		2	0	0	0	1	0	0	0	0	0	0	4	4	0.00	0.000
Elias Sosa, R ERA: 1.87	(9, 1)	1.0		4	1	0	0	1	0	0	0	0	0	0	6	6	0.00	1.000

PITCHER		IP	WLS	BF	H	R	ER	SO	BB	IBB	HBP	BLK	WP	HR	S	P	ERA	WHIP

Batter	1	2	3	4	5	6	7	8	9	AB	R	H	RBI	BB	SO	LOB
Warren Cromartie, L (1, 7) OBP: 0.316, SLG: 0.420	1-3		4-3		4-3			F7		4	0	0	0	0	0	1
Rodney Scott, S (1, 4) OBP: 0.320, SLG: 0.286	G3			G3 5-3 1B 1B	F7			4-3		4	1	1	0	0	0	0
Andre Dawson, R (1, 8) OBP: 0.302, SLG: 0.474	K			5-3 1-2		5-3			1-3	4	0	0	0	0	1	1
Tony Perez, R (1, 3) OBP: 0.329, SLG: 0.424		6-3		G3 2-3		6-3			G4-6-3 1B	4	0	1	0	0	0	1
Gary Carter, R (1, 2) OBP: 0.342, SLG: 0.477		6-3		2B 1B 3-H		F5			G4-6-3 1-2f	4	1	1	1	0	0	1
Ellis Valentine, R (1, 9) OBP: 0.304, SLG: 0.458		F8		2B 1-H			P6			3	0	1	1	0	0	0
Larry Parrish, R (1, 5) OBP: 0.343, SLG: 0.483			F2	BB B B B			P3			2	0	0	0	1	0	0
Chris Speier, R (1, 6) OBP: 0.314, SLG: 0.313			SH3-4 1B	1-3			P5			3	0	1	0	0	0	2
Bill Lee, L (1, 1) OBP: 0.170, SLG: 0.170			SH3-4 1-2		F2			4-3		1	0	0	0	0	0	0
Woodie Fryman, R (8, 1)										0	0	0	0	0	0	0
Scott Sanderson, R (8, 1) OBP: 0.167, SLG: 0.222										0	0	0	0	0	0	0
Tom Hutton, L (8, PH) OBP: 0.400, SLG: 0.453										1	0	0	0	0	0	0
Elias Sosa, R (9, 1) OBP: 0.273, SLG: 0.300										0	0	0	0	0	0	0
Inning Stats	R: 0 E: 0 K: 1 S: 5 H: 0 LOB: 0 BB: 0 P: 5	R: 0 E: 0 K: 0 S: 3 H: 0 LOB: 0 BB: 0 P: 3	R: 0 E: 0 K: 0 S: 4 H: 1 LOB: 1 BB: 0 P: 4	R: 2 E: 0 K: 0 S: 6 H: 3 LOB: 2 BB: 1 P: 10	R: 0 E: 0 K: 0 S: 3 H: 0 LOB: 0 BB: 0 P: 3	R: 0 E: 0 K: 0 S: 3 H: 0 LOB: 0 BB: 0 P: 3	R: 0 E: 0 K: 0 S: 3 H: 0 LOB: 0 BB: 0 P: 3	R: 0 E: 0 K: 0 S: 3 H: 0 LOB: 0 BB: 0 P: 3	R: 0 E: 0 K: 0 S: 3 H: 1 LOB: 0 BB: 0 P: 3	1B: 4 2B: 1 3B: 0 HR: 0	SF: 0 SAC: 1 DP: 1 HBP: 0						

PITCHER	IP	WLS	BF	H	R	ER	SO	BB	IBB	HBP	BLK	WP	HR	S	P	ERA	WHIP
John Denny, R (1, 1) ERA: 4.69	9.0	W	32	5	2	2	1	1	0	0	0	0	0	33	37	2.00	0.667

PITCHER	IP	WLS	BF	H	R	ER	SO	BB	IBB	HBP	BLK	WP	HR	S	P	ERA	WHIP

BOTTOM

St. Louis Cardinals @ Montreal Expos

Olympic Stadium, Montreal, QB

Mon Jul 30 1979, 7:05 PM EDT

Unknown

livebaseballscorecards.com

AB	30
R	2
H	5
RBI	2
BB	1
SO	1
LOB	6

Batter	1	2	3	4	5	6	7	8	9	AB	R	H	RBI	BB	SO	LOB
Garry Templeton, S (1, 6) OBP: 0.346, SLG: 0.474	F9		4-3		K		F9		K	5	0	0	0	0	2	3
Lou Brock, L (1, 7) OBP: 0.356, SLG: 0.442	6-3			4-3		S 1B		1B BB		3	0	1	0	1	0	0
Keith Hernandez, L (1, 3) OBP: 0.405, SLG: 0.511	FC4-6 1B			4-3		F9 1-2		L4		4	0	1	0	0	0	2
Dane Iorg, L (1, 9) OBP: 0.341, SLG: 0.383	FC4-6 1-2f			BB 1B 1B		K		1-2 1B		4	1	2	0	0	1	2
Tony Scott, S (1, 8) OBP: 0.313, SLG: 0.381		4-3		1B 1-2 BB		3-1		K		3	0	0	0	1	1	3
Terry Kennedy, L (1, 2) OBP: 0.318, SLG: 0.400		K		1-3 2-H 1B			4-3 2B	3-1		4	0	2	1	0	1	2
Ken Reitz, R (1, 5) OBP: 0.305, SLG: 0.386		K		1-3			5-3		6-3	4	0	0	0	0	1	3
Ken Oberkfell, L (1, 4) OBP: 0.377, SLG: 0.420			6-3		6-3		4-3 2-3		4-3	4	0	0	0	0	0	1
Roy Thomas, R (1, 1) OBP: 0.143, SLG: 0.286 Jerry Mumphrey, S (5, PH) OBP: 0.333, SLG: 0.383 Darold Knowles, L (5, 1) Bernie Carbo, L (7, PH) OBP: 0.400, SLG: 0.400 George Frazier, R (7, 1) Mike Phillips, L (9, PH) OBP: 0.307, SLG: 0.329			K		3-1		BB		BB	1 1 0 0 0 0 0	0 0 0 0 0 0 0	0 0 0 0 1 0 0	0 0 0 0 0 0 0	0 0 0 0 0 0 0	1 0 0 0 0 0 1	0 0 0 0 0 0 0
Inning Stats	R: 0 E: 0 K: 0 S: 4 H: 1 LOB: 1 BB: 0 P: 4	R: 0 E: 0 K: 2 S: 7 H: 0 LOB: 0 BB: 0 P: 7	R: 0 E: 0 K: 1 S: 5 H: 0 LOB: 0 BB: 0 P: 5	R: 1 E: 0 K: 0 S: 5 H: 2 LOB: 2 BB: 1 P: 9	R: 0 E: 0 K: 1 S: 5 H: 0 LOB: 0 BB: 0 P: 5	R: 0 E: 0 K: 1 S: 6 H: 1 LOB: 1 BB: 0 P: 6	R: 0 E: 0 K: 0 S: 4 H: 1 LOB: 2 BB: 1 P: 8	R: 0 E: 0 K: 1 S: 6 H: 1 LOB: 2 BB: 1 P: 10	R: 0 E: 0 K: 1 S: 5 H: 0 LOB: 1 BB: 1 P: 9	1B: 5 2B: 1 3B: 0 HR: 0	SF: 0 SAC: 0 DP: 0 HBP: 0			WP: 0 PB: 0 SB: 1 CS: 0	PA: 37	

PITCHER		IP	WLS	BF	H	R	ER	SO	BB	IBB	HBP	BLK	WP	HR	S	P	ERA	WHIP
David Palmer, R ERA: 2.86	(1, 1)	7.1	W	31	6	1	1	5	3	0	0	0	0	0	38	50	1.23	1.227
Stan Bahnsen, R ERA: 3.36	(8, 1)	1.2	S	6	0	0	0	2	1	0	0	0	0	0	9	13	0.00	0.600

PITCHER	IP	WLS	BF	H	R	ER	SO	BB	IBB	HBP	BLK	WP	HR	S	P	ERA	WHIP

St. Louis Cardinals @ Montreal Expos

Olympic Stadium, Montreal, QB

Mon Jul 30 1979, 7:05 PM EDT

Att. 42,571 - Unknown

TOP

livebaseballscorecards.com

AB	33
R	1
H	6
RBI	1
BB	4
SO	7
LOB	16

St. Louis Cardinals @ Montreal Expos

Olympic Stadium, Montreal, QB

Mon Jul 30 1979, 7:05 PM EDT

Att. 42,571 - Unknown

livebaseballscorecards.com

BOTTOM

Batter	1	2	3	4	5	6	7	8	9	AB	R	H	RBI	BB	SO	LOB
Warren Cromartie, L (1, 7) OBP: 0.320, SLG: 0.421	0-0 S 1B 1B		0-0 F9 ①		4-0 S BB		4-0 F8 BB BB			2	1	1	0	2	0	0
Rodney Scott, S (1, 4) OBP: 0.320, SLG: 0.286	0-3 K ① 1-2		0-0 CS 1B		0-0 F2 ①		0-0 F7 ①			4	0	1	0	0	1	3
Jerry White, S (1, 8) OBP: 0.363, SLG: 0.414	0-0 CS 1B 2-H 1B		4-0 S ② 1-2 BB		0-3 K ②		4-0 1-2 BB			2	0	1	1	2	1	1
Rusty Staub, L (1, 3) OBP: 0.336, SLG: 0.399 Tom Hutton, L (8, 3) OBP: 0.400, SLG: 0.453	0-0 1-2 1B		0-0 F5 ③ 1-2		0-3 K ③ 1-2		0-0 F8 ② 2-3			4 0	0 0	1 0	0 0	0 0	1 0	4 0
Ellis Valentine, R (1, 9) OBP: 0.306, SLG: 0.477	0-0 L6 ②			0-0 HR		0-0 HR	0-0 4-3 ③			4	2	2	2	0	0	4
Larry Parrish, R (1, 5) OBP: 0.342, SLG: 0.489	0-0 CS ③ 2-3	0-0 HR		0-3 K ①		0-3 K ①		0-0 5-3 ①		4	1	1	1	0	2	0
Duffy Dyer, R (1, 2) OBP: 0.304, SLG: 0.317		0-3 K ①		0-0 4-3 ②		0-3 K ②		0-0 5-3 ②		4	0	0	0	0	2	0
Chris Speier, R (1, 6) OBP: 0.317, SLG: 0.326		0-0 L3 ②		0-0 HR		4-0 BB		0-0 6-3 ③		3	1	1	1	1	0	0
David Palmer, R (1, 1) Stan Bahnsen, R (8, 1)		0-3 K ③		0-3 K ③		0-0 5-3 ③				3 0	0 0	0 0	0 0	0 0	2 0	1 0
Inning Stats	R: 1 E: 0 K: 1 S: 7 H: 3 LOB: 1 BB: 0 P: 7	R: 1 E: 0 K: 2 S: 8 H: 1 LOB: 0 BB: 0 P: 8	R: 0 E: 0 K: 0 S: 3 H: 1 LOB: 1 BB: 1 P: 7	R: 2 E: 0 K: 2 S: 9 H: 2 LOB: 0 BB: 0 P: 9	R: 0 E: 0 K: 2 S: 7 H: 0 LOB: 1 BB: 1 P: 11	R: 1 E: 0 K: 2 S: 8 H: 1 LOB: 1 BB: 1 P: 12	R: 0 E: 0 K: 0 S: 3 H: 0 LOB: 2 BB: 2 P: 11	R: 0 E: 0 K: 0 S: 3 H: 0 LOB: 0 BB: 0 P: 3		1B: 4 2B: 0 3B: 0 HR: 4 SF: 0 SAC: 0 DP: 0 HBP: 0						

AB	30
R	5
H	8
RBI	5
BB	5
SO	9
LOB	13

WP: 0 PB: 0 SB: 3 CS: 2 PA: 36

PITCHER	IP	WLS	BF	H	R	ER	SO	BB	IBB	HBP	BLK	WP	HR	S	P	ERA	WHIP
Roy Thomas, R (1, 1) ERA: 4.55	4.0	L	18	7	4	4	5	1	0	0	0	0	3	27	31	9.00	2.000
Darold Knowles, L (5, 1) ERA: 4.05	2.0		9	1	1	1	4	2	0	0	0	0	1	15	23	4.50	1.500
George Frazier, R (7, 1) ERA: 4.5	2.0		8	0	0	0	0	2	0	0	0	0	0	6	14	0.00	1.000

PITCHER	IP	WLS	BF	H	R	ER	SO	BB	IBB	HBP	BLK	WP	HR	S	P	ERA	WHIP

Batter	1	2	3	4	5	6	7	8	9	AB	R	H	RBI	BB	SO	LOB
Garry Templeton, S (1, 6) OBP: 0.345, SLG: 0.472	E5 SH1-3 1B		F7			K		P2		4	0	1	0	0	1	0
Jerry Mumphrey, S (1, 7) OBP: 0.345, SLG: 0.391	SH1-3 2-3			3-1 1-3 1B		1B			FC6-4 BB	2	0	2	0	1	0	0
Keith Hernandez, L (1, 3) OBP: 0.401, SLG: 0.505	L6			1-3 1-2		K			FC6-4 G6-4-3 1-2f	4	0	0	0	0	1	4
Ted Simmons, S (1, 2) OBP: 0.417, SLG: 0.623	4-3			3-1 2-3			K		G6-4-3 1-2f	4	0	0	0	0	1	3
George Hendrick, R (1, 9) OBP: 0.363, SLG: 0.439		F8		F7			6-3			3	0	0	0	0	0	1
Tony Scott, S (1, 8) OBP: 0.314, SLG: 0.379		P4			F9		FC6-4 HBP			2	0	0	0	0	0	0
Ken Reitz, R (1, 5) OBP: 0.303, SLG: 0.383		K			K		FC6-4 1-2f			3	0	0	0	0	2	1
Mike Tyson, R (1, 4) OBP: 0.261, SLG: 0.347			F2		K			5-3		3	0	0	0	0	1	0
Silvio Martinez, R (1, 1) OBP: 0.143, SLG: 0.150			K			5-3		K		2	0	0	0	0	1	0
Lou Brock, L (8, PH) OBP: 0.355, SLG: 0.440										1	0	0	0	0	1	0
George Frazier, R (8, 1)										0	0	0	0	0	0	0
Inning Stats	R: 0 E: 1 K: 0 S: 4 H: 1 LOB: 1 BB: 0 P: 4	R: 0 E: 0 K: 1 S: 5 H: 0 LOB: 0 BB: 0 P: 5	R: 0 E: 0 K: 1 S: 5 H: 0 LOB: 0 BB: 0 P: 5	R: 0 E: 0 K: 0 S: 4 H: 1 LOB: 1 BB: 0 P: 4	R: 0 E: 0 K: 2 S: 7 H: 0 LOB: 0 BB: 0 P: 7	R: 0 E: 0 K: 2 S: 8 H: 1 LOB: 1 BB: 0 P: 8	R: 0 E: 0 K: 1 S: 5 H: 0 LOB: 1 BB: 0 P: 6	R: 0 E: 0 K: 1 S: 5 H: 0 LOB: 0 BB: 0 P: 5	R: 0 E: 0 K: 0 S: 2 H: 0 LOB: 0 BB: 1 P: 6	1B: 3 2B: 0 3B: 0 HR: 0 SF: 0 SAC: 1 DP: 1 HBP: 1						

PITCHER	IP	WLS	BF	H	R	ER	SO	BB	IBB	HBP	BLK	WP	HR	S	P	ERA	WHIP
Rudy May, L (1, 1) ERA: 2.4	9.0	W	31	3	0	0	8	1	0	1	0	0	0	45	50	0.00	0.444

PITCHER	IP	WLS	BF	H	R	ER	SO	BB	IBB	HBP	BLK	WP	HR	S	P	ERA	WHIP

TOP

St. Louis Cardinals @ Montreal Expos

Olympic Stadium, Montreal, QB

Tue Jul 31 1979, 7:05 PM EDT

Att. 21,486 - Unknown

livebaseballscorecards.com

AB	28
R	0
H	3
RBI	0
BB	1
SO	8
LOB	9

WP: 0 PA: 31
PB: 0
SB: 0
CS: 0

Batter	1	2	3	4	5	6	7	8	9	AB	R	H	RBI	BB	SO	LOB
Warren Cromartie, L (1, 7) OBP: 0.320, SLG: 0.419	4-3		FC6-5-4 E 1B		G6-3 1-2f		F8			4	0	1	0	0	0	1
Rodney Scott, S (1, 4) OBP: 0.319, SLG: 0.288	E7 6-3 2B		F5 1-2		4-3		P6			4	1	1	0	0	0	1
Andre Dawson, R (1, 8) OBP: 0.301, SLG: 0.471	6-3 3-H		FC6-5-4 S 2-3			4-3 S E 1B	F7			4	1	1	1	0	0	1
Tony Perez, R (1, 3) OBP: 0.325, SLG: 0.419	6-3		K 1-2			4-3 1-3		F9		4	0	0	0	0	1	2
Gary Carter, R (1, 2) OBP: 0.346, SLG: 0.486		HR 2B	K			E7 2B 3-H 2B		1B 1B		4	2	3	1	0	1	0
Ellis Valentine, R (1, 9) OBP: 0.306, SLG: 0.477		K	F9			PB 3-H 2B		F8		4	0	1	1	0	1	2
Larry Parrish, R (1, 5) OBP: 0.347, SLG: 0.502 Jim Mason, L (8, 5) OBP: 0.258, SLG: 0.268	HR 2-H		1B			PB IBB		1B 1-2		2 1	1 0	2 1	2 0	1 0	0 0	0 0
Chris Speier, R (1, 6) OBP: 0.313, SLG: 0.321	P4		G3			K 1-2 2-3		K		4	0	0	0	0	2	5
Rudy May, L (1, 1) OBP: 0.375, SLG: 0.286	F7				G6-3 1B	6-3				3	0	1	0	0	0	2
Inning Stats	R: 1 H: 1 E: 1 LOB: 0 K: 0 BB: 0 S: 4 P: 4	R: 2 H: 2 E: 0 LOB: 0 K: 1 BB: 0 S: 7 P: 7	R: 0 H: 1 E: 1 LOB: 1 K: 1 BB: 0 S: 6 P: 6	R: 0 H: 1 E: 0 LOB: 1 K: 1 BB: 0 S: 6 P: 6	R: 0 H: 1 E: 0 LOB: 0 K: 0 BB: 0 S: 3 P: 3	R: 2 H: 3 E: 1 LOB: 2 K: 1 BB: 1 S: 8 P: 12	R: 0 H: 0 E: 0 LOB: 0 K: 0 BB: 0 S: 3 P: 3	R: 0 H: 2 E: 0 LOB: 2 K: 1 BB: 0 S: 7 P: 7		1B: 6 SF: 0 2B: 4 SAC: 0 3B: 0 DP: 1 HR: 1 HBP: 0						

PITCHER		IP	WLS	BF	H	R	ER	SO	BB	IBB	HBP	BLK	WP	HR	S	P	ERA	WHIP
Silvio Martinez, R ERA: 3.04	(1, 1)	7.0	L	30	9	5	4	4	0	1	0	0	0	1	37	41	5.14	1.286
George Frazier, R ERA: 4.24	(8, 1)	1.0		5	2	0	0	1	0	0	0	0	0	0	7	7	0.00	2.000

PITCHER	IP	WLS	BF	H	R	ER	SO	BB	IBB	HBP	BLK	WP	HR	S	P	ERA	WHIP

BOTTOM

St. Louis Cardinals @ Montreal Expos

Olympic Stadium, Montreal, QB

Tue Jul 31 1979, 7:05 PM EDT

Att. 21,486 - Unknown

livebaseballscorecards.com

AB	34
R	5
H	11
RBI	5
BB	1
SO	5
LOB	14

Chicago Cubs @ Montreal Expos

Olympic Stadium, Montreal, QB

Wed Aug 01 1979, 7:05 PM EDT

Att. 20,922 - Unknown

TOP

livebaseballscorecards.com

Batter	1	2	3	4	5	6	7	8	9	10	11	12	AB	R	H	RBI	BB	SO	LOB
Ivan De Jesus, R (1, 6) OBP: 0.353, SLG: 0.374	1-3	4-3			SH1-4 (1-2)		5-3		FC6-4 (1-2f)			K	5	0	0	0	0	1	2
Mike Vail, R (1, 9) OBP: 0.380, SLG: 0.531 Bruce Sutter, R (9, 1) OBP: 0.286, SLG: 0.167 Ken Holtzman, R (12, PH) OBP: 0.286, SLG: 0.325 Willie Hernandez, L (12, 1) OBP: 0.333, SLG: 0.333	BB HBP 1B		G3		HR (2-3) 1B		4-3		K			K	5 0 1 0	1 0 0 0	2 0 0 0	0 0 0 0	1 0 0 0	1 0 1 0	1 0 0 0
Bill Buckner, L (1, 3) OBP: 0.303, SLG: 0.421	F4		E3 FC6-4		F6			4-3		L9		F2	6	0	0	0	0	0	3
Dave Kingman, R (1, 7) OBP: 0.370, SLG: 0.673	BB HBP (1-2)		FC6-4 (1-2f)		HR (1-H, 3-H)			K		K			4	1	1	3	0	2	1
Jerry Martin, R (1, 8) OBP: 0.342, SLG: 0.472	BB (1-2, 2-3)		F3		F8			F9		K			4	0	0	0	1	1	1
Steve Ontiveros, S (1, 5) OBP: 0.357, SLG: 0.367	L7	5-3				K			3-1		K		5	0	0	0	0	2	3
Tim Blackwell, S (1, 2) OBP: 0.378, SLG: 0.254 Scot Thompson, L (9, PH) OBP: 0.381, SLG: 0.443 Miguel Dilone, S (9, PR) OBP: 0.240, SLG: 0.277 Barry Foote, R (9, 2) OBP: 0.294, SLG: 0.389		SH3-4 1B		F7		5-3			HR S 1B		K		3 1 0 1	0 0 1 0	1 1 0 0	0 0 0 0	0 0 0 1	0 0 0 0	0 0 0 0
Ted Sizemore, R (1, 4) OBP: 0.320, SLG: 0.320 Larry Biittner, L (9, PH) OBP: 0.336, SLG: 0.404 Mick Kelleher, R (9, 4) OBP: 0.310, SLG: 0.309		F9		L9		5-3			1-H HR		HBP		3 1 0	0 1 0	0 1 0	0 2 0	0 0 0	0 0 0	1 0 0
Lynn McGlothen, L (1, 1) OBP: 0.205, SLG: 0.211 Steve Dillard, R (7, PH) OBP: 0.383, SLG: 0.359 Dick Tidrow, R (7, 1) OBP: 0.250, SLG: 0.250 Ken Henderson, S (9, PH) OBP: 0.444, SLG: 0.408 (9, 9)		SH3-4 (1-2)			1B SH1-4 HR 1B		F4		BB FC6-4			K	1 1 0 1	1 0 0 0	1 0 0 0	0 0 0 1	0 0 0 1	0 0 0 1	0 0 0 1
Inning Stats	R: 0 E: 0 K: 0 S: 4 H: 1 LOB: 3 BB: 1 P: 9	R: 0 E: 0 K: 0 S: 4 H: 1 LOB: 1 BB: 0 P: 4	R: 0 E: 1 K: 0 S: 4 H: 0 LOB: 1 BB: 0 P: 4	R: 0 E: 0 K: 0 S: 3 H: 0 LOB: 0 BB: 0 P: 3	R: 3 E: 0 K: 0 S: 6 H: 3 LOB: 0 BB: 0 P: 6	R: 0 E: 0 K: 1 S: 5 H: 0 LOB: 0 BB: 0 P: 5	R: 0 E: 0 K: 0 S: 3 H: 0 LOB: 0 BB: 0 P: 3	R: 0 E: 0 K: 1 S: 5 H: 0 LOB: 0 BB: 0 P: 5	R: 2 E: 0 K: 1 S: 7 H: 2 LOB: 1 BB: 1 P: 11	R: 0 E: 0 K: 2 S: 7 H: 0 LOB: 0 BB: 0 P: 7	R: 0 E: 0 K: 3 S: 9 H: 0 LOB: 1 BB: 0 P: 10	R: 0 E: 0 K: 2 S: 7 H: 0 LOB: 0 BB: 0 P: 7	1B: 5 2B: 0 3B: 0 HR: 2	SF: 0 SAC: 2 DP: 0 HBP: 2	WP: 0 PB: 0 SB: 1 CS: 0	PA: 48		

	AB	42
	R	5
	H	7
	RBI	5
	BB	2
	SO	10
	LOB	13

PITCHER		IP	WLS	BF	H	R	ER	SO	BB	IBB	HBP	BLK	WP	HR	S	P	ERA	WHIP
Ross Grimsley, L ERA: 5.0	(1, 1)	7.0		29	5	3	3	1	1	0	1	0	0	1	29	34	3.86	0.857
Stan Bahnsen, R ERA: 3.59	(8, 1)	1.1		7	2	2	2	1	1	0	0	0	0	1	8	12	13.50	2.250
Elias Sosa, R ERA: 1.82	(9, 1)	1.2		5	0	0	0	3	0	0	0	0	0	0	11	11	0.00	0.000
Scott Sanderson, R ERA: 3.64	(11, 1)	2.0	W	7	0	0	0	5	0	0	1	0	0	0	16	17	0.00	0.000

PITCHER		IP	WLS	BF	H	R	ER	SO	BB	IBB	HBP	BLK	WP	HR	S	P	ERA	WHIP

Batter	1	2	3	4	5	6	7	8	9	10	11	12	AB	R	H	RBI	BB	SO	LOB
Warren Cromartie, L (1, 7) OBP: 0.318, SLG: 0.418	1-3			F7		L4 2B	4-3			K		FC4-6 HR 1-2f	6	1	1	0	0	1	4
Rodney Scott, S (1, 4) OBP: 0.321, SLG: 0.299	1-3			G5-4-3 1B		L4 2-3		F7		FC6-4 1B		HR 1-H	6	1	3	2	0	0	1
Andre Dawson, R (1, 8) OBP: 0.298, SLG: 0.466	K			G5-4-3 1-2f			K	5-3		FC6-4 1-2f			5	0	0	0	0	2	2
Tony Perez, R (1, 3) OBP: 0.326, SLG: 0.428		6-3			HR		3-1 1B 1B	F8			6-3		5	2	2	1	0	0	0
Gary Carter, R (1, 2) OBP: 0.347, SLG: 0.494		F7			HR		3-1 1-2		F8		FC1-4 1B		5	1	2	1	0	0	1
Ellis Valentine, R (1, 9) OBP: 0.310, SLG: 0.479		CS 1B			L7		PB BB BB 2-H 1B		S E 1B		FC1-4 1B 1-2f E1		5	2	3	1	0	0	1
Larry Parrish, R (1, 5) OBP: 0.348, SLG: 0.499		CS 1-2	K		K		BB PB BB 1-2			K 1-H	E 1B 1-2		4	0	1	0	1	3	0
Chris Speier, R (1, 6) OBP: 0.310, SLG: 0.318 Rusty Staub, L (7, PH) OBP: 0.338, SLG: 0.399 Jim Mason, L (7, PR) OBP: 0.250, SLG: 0.259 (8, 6)			F5		F9		BB IBB 1-2 2-3			K	E1 1-2 2-H	F8	2 0 3	0 0 0	0 0 0	0 1 0	0 0 0	0 0 1	0 0 2
Ross Grimsley, L (1, 1) OBP: 0.220, SLG: 0.260 Tom Hutton, L (7, PH) OBP: 0.410, SLG: 0.453 Stan Bahnsen, R (8, 1) Elias Sosa, R (9, 1) OBP: 0.273, SLG: 0.300 Dave Cash, R (10, PH) OBP: 0.486, SLG: 0.545 Scott Sanderson, R (11, 1) OBP: 0.189, SLG: 0.243			4-3			F8	BB 1-2 2-3 3-H			6-3		FC4-6 1B	2 0 0 0 1 1	0 0 0 0 0 0	0 0 0 0 0 1	0 1 0 0 0 0	0 0 0 0 0 0	0 0 0 0 0 0	0 0 0 0 0 0
Inning Stats	R: 0 H: 0 E: 0 LOB: 0 K: 1 BB: 0 S: 5 P: 5	R: 0 H: 1 E: 0 LOB: 0 K: 0 BB: 0 S: 3 P: 3	R: 0 H: 0 E: 0 LOB: 0 K: 1 BB: 0 S: 5 P: 5	R: 0 H: 1 E: 0 LOB: 0 K: 0 BB: 0 S: 3 P: 3	R: 2 H: 2 E: 0 LOB: 0 K: 1 BB: 0 S: 7 P: 7	R: 0 H: 1 E: 0 LOB: 0 K: 0 BB: 0 S: 3 P: 3	R: 2 H: 2 E: 0 LOB: 3 K: 1 BB: 3 S: 7 P: 19	R: 0 H: 0 E: 0 LOB: 0 K: 0 BB: 0 S: 3 P: 3	R: 1 H: 1 E: 0 LOB: 0 K: 2 BB: 0 S: 8 P: 8	R: 0 H: 1 E: 0 LOB: 1 K: 1 BB: 0 S: 6 P: 6	R: 0 H: 2 E: 2 LOB: 1 K: 0 BB: 0 S: 4 P: 4	R: 2 H: 2 E: 0 LOB: 0 K: 0 BB: 0 S: 4 P: 4	1B: 9 SF: 0 2B: 2 SAC: 0 3B: 0 DP: 2 HR: 3 HBP: 0						

PITCHER		IP	WLS	BF	H	R	ER	SO	BB	IBB	HBP	BLK	WP	HR	S	P	ERA	WHIP
Lynn McGlothen, R ERA: 4.48	(1, 1)	6.0		20	5	2	2	3	0	0	0	0	0	2	26	26	3.00	0.833
Dick Tidrow, R ERA: 3.78	(7, 1)	2.0		11	2	2	2	1	2	1	0	0	0	0	10	22	9.00	2.000
Bruce Sutter, R ERA: 1.29	(9, 1)	3.0		13	4	1	0	3	0	0	0	0	0	0	18	18	0.00	1.333
Willie Hernandez, L ERA: 5.47	(12, 1)	0.2	L	4	2	2	2	0	0	0	0	0	0	1	4	4	27.00	3.000

PITCHER	IP	WLS	BF	H	R	ER	SO	BB	IBB	HBP	BLK	WP	HR	S	P	ERA	WHIP

BOTTOM

Chicago Cubs @ Montreal Expos

Olympic Stadium, Montreal, QB

Wed Aug 01 1979, 7:05 PM EDT

Att. 20,922 - Unknown

livebaseballscorecards.com

AB	45
R	7
H	13
RBI	6
BB	3
SO	7
LOB	11

WP: 0 PB: 1 SB: 1 CS: 1 PA: 49

Chicago Cubs @ Montreal Expos

Olympic Stadium, Montreal, QB

Thu Aug 02 1979, 3:33 AM EDT

Att. 27,287 - Unknown

TOP

livebaseballscorecards.com

Batter	1	2	3	4	5	6	7	8	9	AB	R	H	RBI	BB	SO	LOB
Miguel Dilone, S (1, 8) OBP: 0.267, SLG: 0.296	E7 S 1B 1B		F9		BB S		E 1B 2-H 1B		3-1 5-3 1B 1B	4	3	3	1	1	0	0
Steve Dillard, R (1, 4) OBP: 0.373, SLG: 0.349	1B 2-H 1B		F4		L7 1-2		F9		5-3 1-2	4	0	1	1	0	0	2
Larry Biittner, L (9, PH) OBP: 0.333, SLG: 0.400										1	0	0	0	0	0	1
Bill Buckner, L (1, 3) OBP: 0.304, SLG: 0.421	1-2 1B		3-1			F7	E 1-2 1B		3-1 2-3	5	0	2	0	0	0	1
Dave Kingman, R (1, 7) OBP: 0.370, SLG: 0.669	F7			1B		F2	E5 1-2 2-H		1B 3-H 1B	5	0	2	1	0	0	3
Mike Vail, R (1, 9) OBP: 0.378, SLG: 0.525	K			F9		1B 1B	3-1		1-3 1B	3	0	1	0	0	1	3
Ken Henderson, S (7, PH) OBP: 0.446, SLG: 0.412 (7, 9)										2	0	1	0	0	0	2
Steve Ontiveros, S (1, 5) OBP: 0.355, SLG: 0.365	F3			F9		1-2 1B		K	4-3	5	0	1	0	0	1	5
Tim Blackwell, S (1, 2) OBP: 0.365, SLG: 0.242		K		F4		K		3B		3	0	0	0	0	2	3
Donnie Moore, L (6, 1) OBP: 0.182, SLG: 0.364										0	0	0	0	0	0	0
Scot Thompson, L (8, PH) OBP: 0.384, SLG: 0.457										1	0	1	0	0	0	0
Willie Hernandez, L (8, 1) OBP: 0.333, SLG: 0.333										0	0	0	0	0	0	0
Ivan De Jesus, R (1, 6) OBP: 0.352, SLG: 0.375		K			1-3		1B 2B	K		4	1	1	0	0	2	1
Bill Caudill, R (1, 1)		K			F8		F8	6-3		2	0	0	0	0	1	0
Barry Foote, R (6, 2) OBP: 0.292, SLG: 0.387										2	0	0	0	0	0	2

Inning Stats	1	2	3	4	5	6	7	8	9
	R: 1 E: 1 K: 1 S: 8	H: 3 LOB: 2 BB: 0 P: 8	R: 0 E: 0 K: 3 S: 9	H: 0 LOB: 0 BB: 0 P: 9	R: 0 E: 0 K: 0 S: 3	H: 0 LOB: 0 BB: 0 P: 3	R: 0 E: 0 K: 0 S: 4	H: 1 LOB: 1 BB: 0 P: 4	R: 0 E: 0 K: 0 S: 3	H: 0 LOB: 1 BB: 1 P: 7	R: 0 E: 0 K: 1 S: 7	H: 2 LOB: 2 BB: 0 P: 7	R: 2 E: 1 K: 0 S: 7	H: 3 LOB: 2 BB: 0 P: 7	R: 0 E: 0 K: 2 S: 8	H: 1 LOB: 1 BB: 0 P: 8	R: 1 E: 0 K: 0 S: 6	H: 3 LOB: 2 BB: 0 P: 6

| | | | | | | | | | |

Chicago Cubs @ Montreal Expos

Olympic Stadium, Montreal, QB

Thu Aug 02 1979, 3:33 AM EDT

Att. 27,287 - Unknown

BOTTOM

Batter	1	2	3	4	5	6	7	8	9	AB	R	H	RBI	BB	SO	LOB
Warren Cromartie, L (1, 7) OBP: 0.315, SLG: 0.414	K		L8		K		1-3			4	0	0	0	0	2	0
Rodney Scott, S (1, 4) OBP: 0.323, SLG: 0.301	K			F7		F9 BLK, 3B, 1B	1B			4	1	2	0	0	1	0
Rusty Staub, L (1, 3) OBP: 0.338, SLG: 0.398	K			G3, 1B		F9, 1-3	4-3			3	0	1	0	0	1	1
Tom Hutton, L (7, 3) OBP: 0.403, SLG: 0.444										1	0	0	0	0	0	1
Ellis Valentine, R (1, 9) OBP: 0.313, SLG: 0.487		1B		G3, 1-2		2B, 3-H, 3B		E, 2B		3	0	2	1	0	0	1
Tony Bernazard, S (6, PR) OBP: 0.500, SLG: 0.425										0	1	0	0	0	0	0
Jerry White, S (7, 9) OBP: 0.368, SLG: 0.430										1	1	1	0	0	0	0
Gary Carter, R (1, 2) OBP: 0.346, SLG: 0.494		K		F3		F8, 1B, 3-H, 2B		F8		4	1	1	1	0	1	3
Andre Dawson, R (1, 8) OBP: 0.297, SLG: 0.466		K	2B			F8, 2-3		F8, 2-H		4	1	1	0	0	1	3
Larry Parrish, R (1, 5) OBP: 0.352, SLG: 0.503		K	WP, SF7, 2-H, 2B			1B, 3-H		BB		3	1	2	2	1	1	1
Chris Speier, R (1, 6) OBP: 0.306, SLG: 0.313			F8		F3, 2-3	G3		K		4	0	0	0	0	1	4
Dan Schatzeder, L (1, 1) OBP: 0.278, SLG: 0.323			F7		SF7, 3-H		1-3			1	0	0	1	0	0	0
Stan Bahnsen, R (7, 1)										1	0	0	0	0	0	0
Elias Sosa, R (8, 1) OBP: 0.273, SLG: 0.300										0	0	0	0	0	0	0
Inning Stats	R: 0 E: 0 K: 3 S: 9 H: 0 LOB: 0 BB: 0 P: 9	R: 0 E: 0 K: 3 S: 10 H: 1 LOB: 1 BB: 0 P: 10	R: 0 E: 0 K: 0 S: 3 H: 0 LOB: 0 BB: 0 P: 3	R: 0 E: 0 K: 0 S: 4 H: 1 LOB: 1 BB: 0 P: 4	R: 2 E: 0 K: 1 S: 7 H: 2 LOB: 0 BB: 0 P: 7	R: 3 E: 0 K: 0 S: 7 H: 4 LOB: 2 BB: 0 P: 7	R: 0 E: 0 K: 0 S: 4 H: 1 LOB: 1 BB: 0 P: 4	R: 1 E: 1 K: 1 S: 6 H: 1 LOB: 1 BB: 1 P: 10		1B: 5 2B: 4 3B: 1 HR: 0	SF: 1 SAC: 0 DP: 0 HBP: 0						

PITCHER	IP	WLS	BF	H	R	ER	SO	BB	IBB	HBP	BLK	WP	HR	S	P	ERA	WHIP
Bill Caudill, R (1, 1) ERA: 4.63	5.1	L	23	7	5	5	7	0	0	0	1	1	0	37	37	8.44	1.312
Donnie Moore, R (6, 1) ERA: 5.4	1.2		7	2	0	0	0	0	0	0	0	0	0	7	7	0.00	1.200
Willie Hernandez, L (8, 1) ERA: 5.37	1.0		5	1	1	0	1	1	0	0	0	0	0	6	10	0.00	2.000

PITCHER	IP	WLS	BF	H	R	ER	SO	BB	IBB	HBP	BLK	WP	HR	S	P	ERA	WHIP

AB	33
R	6
H	10
RBI	5
BB	1
SO	8
LOB	14

WP: 1 PA: 35
PB: 0
SB: 0
CS: 0

livebaseballscorecards.com

Batter	1	2	3	4	5	6	7	8	9	AB	R	H	RBI	BB	SO	LOB
Frank Taveras, R (1, 6) OBP: 0.295, SLG: 0.338	E 3B S 1B	CS 1B		G4-6-3 1B		G3			5-3	5	1	3	0	0	0	2
John Stearns, R (1, 2) OBP: 0.321, SLG: 0.373	L4	F2		G4-6-3		CS 1B			F4	5	0	1	1	0	0	4
Lee Mazzilli, S (1, 8) OBP: 0.409, SLG: 0.476	1B 3B	K			1B BB	CS	P6			3	1	1	1	1	1	0
Willie Montanez, L (1, 3) OBP: 0.279, SLG: 0.313	1B 2B 1B		FC6-4 1B		FC5-4 1B		F7			4	1	3	1	0	0	0
Richie Hebner, L (1, 5) OBP: 0.350, SLG: 0.374	2B E 1B		F7		K		F6			4	1	1	0	0	1	3
Ed Kranepool, L (1, 9) OBP: 0.297, SLG: 0.278	F8		FC6-4		K			K		2	0	0	0	0	0	3
Gil Flores, R (5, PH) OBP: 0.235, SLG: 0.174 (5, 9)										2	0	0	0	0	2	2
Joel Youngblood, R (1, 7) OBP: 0.362, SLG: 0.487	E7 2B		5-3		FC5-4			CS 1B		4	1	2	1	0	0	3
Doug Flynn, R (1, 4) OBP: 0.268, SLG: 0.321	2B			1B BB		G3 1B SH1-4		F9		3	1	2	1	1	0	1
Dwight Bernard, R (8, 1)										0	0	0	0	0	0	0
Kevin Kobel, R (1, 1) OBP: 0.182, SLG: 0.182	K			P1		SH1-4			CS 1B	2	0	0	0	0	1	2
Dale Murray, R (7, 1)										0	0	0	0	0	0	0
Alex Trevino, R (8, 4) OBP: 0.440, SLG: 0.460										1	0	1	0	0	0	0
Inning Stats	R: 5 E: 1 K: 1 S: 11 H: 6 LOB: 1 BB: 0 P: 11	R: 0 E: 0 K: 1 S: 5 H: 1 LOB: 0 BB: 0 P: 5	R: 0 E: 0 K: 0 S: 4 H: 1 LOB: 1 BB: 0 P: 4	R: 0 E: 0 K: 0 S: 3 H: 1 LOB: 1 BB: 1 P: 7	R: 0 E: 0 K: 2 S: 8 H: 1 LOB: 2 BB: 1 P: 12	R: 1 E: 0 K: 0 S: 4 H: 2 LOB: 0 BB: 0 P: 4	R: 0 E: 0 K: 0 S: 3 H: 0 LOB: 0 BB: 0 P: 3	R: 0 E: 0 K: 1 S: 5 H: 1 LOB: 0 BB: 0 P: 5	R: 0 E: 0 K: 0 S: 3 H: 1 LOB: 0 BB: 0 P: 3	1B: 11 2B: 2 3B: 1 HR: 0	SF: 0 SAC: 1 DP: 1 HBP: 0						

TOP

New York Mets @ Montreal Expos

Olympic Stadium, Montreal, QB

Fri Aug 03 1979, 7:05 PM EDT
Att. 28,734 - Unknown

livebaseballscorecards.com

AB	35
R	6
H	14
RBI	5
BB	2
SO	5
LOB	20

WP: 0 PB: 0 SB: 1 CS: 4 PA: 39

PITCHER		IP	WLS	BF	H	R	ER	SO	BB	IBB	HBP	BLK	WP	HR	S	P	ERA	WHIP
Steve Rogers, R ERA: 2.66	(1, 1)	3.0		16	8	5	5	2	0	0	0	0	0	0	20	20	15.00	2.667
Rudy May, L ERA: 2.44	(4, 1)	3.0		13	4	1	1	2	2	0	0	0	0	0	15	23	3.00	2.000
Scott Sanderson, R ERA: 3.61	(7, 1)	1.0		3	0	0	0	0	0	0	0	0	0	0	3	3	0.00	0.000
Stan Bahnsen, R ERA: 3.51	(8, 1)	1.0	W	3	1	0	0	1	0	0	0	0	0	0	5	5	0.00	1.000
Woodie Fryman, L ERA: 3.52	(9, 1)	1.0		3	1	0	0	0	0	0	0	0	0	0	3	3	0.00	1.000

PITCHER	IP	WLS	BF	H	R	ER	SO	BB	IBB	HBP	BLK	WP	HR	S	P	ERA	WHIP

New York Mets @ Montreal Expos

Olympic Stadium, Montreal, QB

Fri Aug 03 1979, 7:05 PM EDT

Att. 28,734 - Unknown

BOTTOM

Batter	1	2	3	4	5	6	7	8	9	AB	R	H	RBI	BB	SO	LOB
Warren Cromartie, L (1, 7) OBP: 0.316, SLG: 0.421	HR	F9		F8			F8	1B 1-3 2-H		5	2	2	2	0	0	0
Rodney Scott, S (1, 4) OBP: 0.326, SLG: 0.301	3B 1B	K		K			3B BB	BB 1B 1-2		3	3	1	0	2	2	0
Andre Dawson, R (1, 8) OBP: 0.303, SLG: 0.480	HR 1-H 3B		2B 1B		6-3		3B 1-H	1B BB 1-2 2-H 3-H 1B		5	2	4	4	0	0	0
Tony Perez, R (1, 3) Jim Mason, L (9, 6) OBP: 0.250, SLG: 0.259	HR 3-H		F8 FC6-2 1-H 2B		CS 1B		F9	1B 1-2 2-3 BB		4 0	1 0	3 0	3 0	1 0	0 0	1 0
Gary Carter, R (1, 2) OBP: 0.344, SLG: 0.490	6-3		F8 2-3		P5 1-2		6-3	1B 1-2 2-3 3-H		5	0	1	1	0	0	3
Ellis Valentine, R (1, 9) OBP: 0.314, SLG: 0.486	F8	FC6-2 S 3-H				CS 1B		SH1-4 1B 1B	F9	5	1	2	0	0	0	4
Larry Parrish, R (1, 5) OBP: 0.355, SLG: 0.501	BB	FC6-4 1-2 BB			F9 1-2			SH1-4 1-2		1	0	0	0	2	0	1
Chris Speier, R (1, 6) OBP: 0.306, SLG: 0.313 Tom Hutton, L (8, PH) OBP: 0.413, SLG: 0.444 (9, 3)	K	FC6-4 1-2f				1B		1B 1B BB		3 0	0 1	1 0	0 0	0 1	1 0	3 0
Steve Rogers, R (1, 1) OBP: 0.203, SLG: 0.196 Rudy May, L (4, 1) OBP: 0.333, SLG: 0.250 Jerry White, S (6, PH) OBP: 0.365, SLG: 0.426 Scott Sanderson, R (7, 1) OBP: 0.189, SLG: 0.243 Stan Bahnsen, R (8, 1) Rusty Staub, L (8, PH) OBP: 0.337, SLG: 0.397 Woodie Fryman, R (9, 1)		K		F8		F8		F7		1 1 1 0 0 1 0	0 0 0 0 0 0 0	0 0 0 0 0 0 0	0 0 0 0 0 0 0	1 0 0 0 0 0 0	0 0 1 0 0 2 0	0 0 0 0 0 0 0
Inning Stats	R: 4 E: 0 K: 1 S: 9 H: 4 LOB: 1 BB: 1 P: 13	R: 0 E: 0 K: 2 S: 7 H: 0 LOB: 0 BB: 0 P: 7	R: 1 E: 0 K: 0 S: 5 H: 2 LOB: 2 BB: 1 P: 9	R: 0 E: 0 K: 1 S: 5 H: 0 LOB: 0 BB: 0 P: 5	R: 0 E: 0 K: 0 S: 3 H: 1 LOB: 0 BB: 0 P: 3	R: 0 E: 0 K: 0 S: 4 H: 2 LOB: 1 BB: 0 P: 4	R: 1 E: 0 K: 0 S: 4 H: 1 LOB: 1 BB: 1 P: 8	R: 4 E: 0 K: 0 S: 7 H: 4 LOB: 3 BB: 3 P: 19		1B: 9 2B: 1 3B: 2 HR: 2 SF: 0 SAC: 1 DP: 0 HBP: 0				WP: 0 PB: 0 SB: 1 CS: 2 PA: 42		

PITCHER		IP	WLS	BF	H	R	ER	SO	BB	IBB	HBP	BLK	WP	HR	S	P	ERA	WHIP
Kevin Kobel, L	(1, 1)	6.0		27	9	5	5	4	2	0	0	0	0	2	33	41	7.50	1.833
ERA: 3.42																		
Dale Murray, R	(7, 1)	1.2	L	11	3	5	5	0	3	0	0	0	0	0	8	20	27.00	3.600
ERA: 4.7																		
Dwight Bernard, R	(8, 1)	0.1		4	2	0	0	0	1	0	0	0	0	0	3	7	0.00	9.000
ERA: 5.55																		

PITCHER	IP	WLS	BF	H	R	ER	SO	BB	IBB	HBP	BLK	WP	HR	S	P	ERA	WHIP

AB	35
R	10
H	14
RBI	10
BB	6
SO	4
LOB	15

livebaseballscorecards.com

Batter	1	2	3	4	5	6	7	8	9	AB	R	H	RBI	BB	SO	LOB
Jose Cardenal, R (1, 9) OBP: 0.333, SLG: 0.327	E5 4-3		S FC4-2 2B 3-H		F8			2B		4	0	2	1	0	0	1
Frank Taveras, R (1, 6) OBP: 0.293, SLG: 0.335	4-3 2-3		FC4-2 2-H		G6-4-3 1-2f			L9		4	0	0	0	0	0	4
Lee Mazzilli, S (1, 8) OBP: 0.407, SLG: 0.472	BB G4-6-3 BB		P4			L7		F8		3	0	0	0	1	0	2
Willie Montanez, L (1, 3) OBP: 0.284, SLG: 0.318	G4-6-3 1-2f			HR 1B		G6-4-3 1B			1B WP 1B	4	1	3	0	0	0	2
John Stearns, R (1, 2) OBP: 0.323, SLG: 0.383		6-3		1-H HR		G6-4-3 1-2f			G1-6-3 1-3 1B	4	1	2	2	0	0	1
Richie Hebner, L (1, 5) OBP: 0.347, SLG: 0.370		F6		G3			F8		G1-6-3 1-2f	4	0	0	0	0	0	2
Joel Youngblood, R (1, 7) OBP: 0.358, SLG: 0.482		6-3		F8			1-3		F9	4	0	0	0	0	0	1
Doug Flynn, R (1, 4) OBP: 0.268, SLG: 0.324			PB 2B 2B	F1-5-3			F9			3	1	1	0	0	0	0
Craig Swan, R (1, 1) OBP: 0.188, SLG: 0.136 Neil Allen, R (6, 1)			6-3 2-3		G6-4-3 1B			1-3		2 1	0 0	1 0	0 0	0 0	0 0	1 0
Inning Stats	R: 0 E: 1 K: 0 S: 3 H: 0 LOB: 1 BB: 1 P: 7	R: 0 E: 0 K: 0 S: 3 H: 0 LOB: 0 BB: 0 P: 3	R: 1 E: 0 K: 0 S: 5 H: 2 LOB: 1 BB: 0 P: 5	R: 2 E: 0 K: 0 S: 5 H: 2 LOB: 0 BB: 0 P: 5	R: 0 E: 0 K: 0 S: 3 H: 1 LOB: 0 BB: 0 P: 3	R: 0 E: 0 K: 0 S: 3 H: 1 LOB: 0 BB: 0 P: 3	R: 0 E: 0 K: 0 S: 3 H: 0 LOB: 0 BB: 0 P: 3	R: 0 E: 0 K: 0 S: 4 H: 1 LOB: 1 BB: 0 P: 4	R: 0 E: 0 K: 0 S: 4 H: 2 LOB: 1 BB: 0 P: 4	1B: 5 2B: 3 3B: 0 HR: 1	SF: 0 SAC: 0 DP: 4 HBP: 0						

TOP

New York Mets @ Montreal Expos

Olympic Stadium, Montreal, QB

Sat Aug 04 1979, 3:33 AM EDT
Att. 32,108 - Unknown

livebaseballscorecards.com

AB	33
R	3
H	9
RBI	3
BB	1
SO	0
LOB	14

WP: 1 PB: 1 SB: 1 CS: 0 PA: 34

PITCHER		IP	WLS	BF	H	R	ER	SO	BB	IBB	HBP	BLK	WP	HR	S	P	ERA	WHIP
Bill Lee, L ERA: 3.46	(1, 1)	8.0	L	30	7	3	3	0	1	0	0	0	0	1	29	33	3.38	1.000
Woodie Fryman, L ERA: 3.46	(9, 1)	0.2		3	2	0	0	0	0	0	0	0	1	0	3	3	0.00	3.000
Elias Sosa, R ERA: 1.89	(9, 1)	0.1		1	0	0	0	0	0	0	0	0	0	0	1	1	0.00	0.000

PITCHER	IP	WLS	BF	H	R	ER	SO	BB	IBB	HBP	BLK	WP	HR	S	P	ERA	WHIP

Batter	1	2	3	4	5	6	7	8	9	AB	R	H	RBI	BB	SO	LOB
Warren Cromartie, L (1, 7)	K		F4-3		2B			K		3	0	1	1	0	1	0
Jerry White, S (8, 7)										1	0	0	0	0	1	0
Rodney Scott, S (1, 4)	S 1B		1-3		F4-3-2-5-2			1-3		4	0	1	0	0	0	1
Andre Dawson, R (1, 8)	S		K			F9			5-3	4	0	1	0	0	1	0
Tony Perez, R (1, 3)	F9			F9		1-3			F3	4	0	0	0	0	0	2
Gary Carter, R (1, 2)	K			F8		F9			2B	4	0	1	0	0	1	2
Ellis Valentine, R (1, 9)		L8		F7			K		F8	4	0	0	0	0	1	1
Larry Parrish, R (1, 5)		6-3			1B		F5-4-3			3	1	3	0	0	0	0
Chris Speier, R (1, 6)		6-3			SH3		F5-4-3			3	1	1	1	0	0	2
Bill Lee, L (1, 1)		G3			SH3			F4-3		1	0	0	0	0	0	1
Tom Hutton, L (8, PH)										1	0	0	0	0	0	0
Woodie Fryman, R (9, 1)										0	0	0	0	0	0	0
Elias Sosa, R (9, 1)										0	0	0	0	0	0	0
Inning Stats	R: 0 E: 0 K: 2 S: 9 H: 2 LOB: 2 BB: 0 P: 9	R: 0 E: 0 K: 0 S: 4 H: 1 LOB: 1 BB: 0 P: 4	R: 0 E: 0 K: 1 S: 5 H: 0 LOB: 0 BB: 0 P: 5	R: 0 E: 0 K: 0 S: 3 H: 0 LOB: 0 BB: 0 P: 3	R: 2 E: 0 K: 0 S: 5 H: 3 LOB: 0 BB: 0 P: 5	R: 0 E: 0 K: 0 S: 3 H: 0 LOB: 0 BB: 0 P: 3	R: 0 E: 0 K: 1 S: 5 H: 1 LOB: 0 BB: 0 P: 5	R: 0 E: 0 K: 1 S: 5 H: 0 LOB: 0 BB: 0 P: 5	R: 0 E: 0 K: 0 S: 4 H: 1 LOB: 1 BB: 0 P: 4	1B: 5 2B: 3 3B: 1 HR: 0	SF: 0 SAC: 1 DP: 2 HBP: 0						

PITCHER	IP	WLS	BF	H	R	ER	SO	BB	IBB	HBP	BLK	WP	HR	S	P	ERA	WHIP
Craig Swan, R (1, 1) ERA: 3.14	5.2	W	22	6	2	2	3	0	0	0	0	0	0	28	28	3.18	1.059
Neil Allen, R (6, 1) ERA: 4.06	3.1	S	11	2	0	0	2	0	0	0	0	0	0	15	15	0.00	0.600

PITCHER	IP	WLS	BF	H	R	ER	SO	BB	IBB	HBP	BLK	WP	HR	S	P	ERA	WHIP

BOTTOM

New York Mets @ Montreal Expos

Olympic Stadium, Montreal, QB

Sat Aug 04 1979, 3:33 AM EDT

Att. 32,108 - Unknown

livebaseballscorecards.com

AB	32
R	2
H	8
RBI	2
BB	0
SO	5
LOB	9

New York Mets @ Montreal Expos

Olympic Stadium, Montreal, QB

Sun Aug 05 1979, 3:33 AM EDT

Unknown

TOP

livebaseballscorecards.com

Batter	1	2	3	4	5	6	7	8	9	AB	R	H	RBI	BB	SO	LOB
Jose Cardenal, R (1, 9) OBP: 0.338, SLG: 0.404	2B	6-3			F2		HR		K	5	1	2	1	0	1	1
Frank Taveras, R (1, 6) OBP: 0.296, SLG: 0.340	K	2B	2B		FC5-4 1B		2B 1B		K	5	1	3	0	0	2	1
Lee Mazzilli, S (1, 8) OBP: 0.406, SLG: 0.473	K	2B	2B		FC5-4 (1-2f)		F9			4	0	1	0	0	1	3
Willie Montanez, L (1, 3) OBP: 0.284, SLG: 0.319	F8	P6	P6		F9		1-H 2B			4	0	1	1	0	0	3
John Stearns, R (1, 2) OBP: 0.319, SLG: 0.379		K	K			5-3	F9			4	0	0	0	0	2	2
Joel Youngblood, R (1, 7) OBP: 0.357, SLG: 0.479		E 3B 1B		F9		F8		L8		4	1	1	0	0	0	0
Alex Trevino, R (1, 5) OBP: 0.433, SLG: 0.451		E6 (1-2) 3B		K		1B		6-3		4	1	1	0	0	1	1
Doug Flynn, R (1, 4) OBP: 0.271, SLG: 0.331		(1-H 2-H) 3B		1B		F9		F9		4	0	2	2	0	0	1
Dock Ellis, S (1, 1) OBP: 0.176, SLG: 0.125		F9		F6			5-3		1-3	2	0	0	0	0	0	2
Gil Flores, R (7, PH) OBP: 0.231, SLG: 0.170										1	0	0	0	0	0	0
Ed Glynn, R (7, 1)										1	0	0	0	0	0	0

	AB	38
	R	4
	H	11
	RBI	4
	BB	0
	SO	7
	LOB	14

Inning Stats	1	2	3	4	5	6	7	8	9	1B: 5	SF: 0	WP: 0	PA: 38
R:	0	2	0	0	0	0	2	0	0	2B: 4	SAC: 0	PB: 0	
E:	0	1	0	0	0	0	0	0	0	3B: 1	DP: 0	SB: 0	
K:	2	1	1	1	0	0	0	0	2	HR: 1	HBP: 0	CS: 0	
S:	8	8	6	6	4	4	6	3	7				
H:	1	2	2	1	1	1	3	0	0				
LOB:	1	1	1	1	1	1	1	0	0				
BB:	0	0	0	0	0	0	0	0	0				
P:	8	8	6	6	4	4	6	3	7				

PITCHER		IP	WLS	BF	H	R	ER	SO	BB	IBB	HBP	BLK	WP	HR	S	P	ERA	WHIP
Ross Grimsley, L ERA: 4.96	(1, 1)	6.2	L	31	11	4	3	5	0	0	0	0	0	1	41	41	4.05	1.650
Stan Bahnsen, R ERA: 3.49	(7, 1)	0.1		1	0	0	0	0	0	0	0	0	0	0	1	1	0.00	0.000
Scott Sanderson, R ERA: 3.54	(8, 1)	2.0		6	0	0	0	2	0	0	0	0	0	0	10	10	0.00	0.000

PITCHER	IP	WLS	BF	H	R	ER	SO	BB	IBB	HBP	BLK	WP	HR	S	P	ERA	WHIP

New York Mets @ Montreal Expos

Olympic Stadium, Montreal, QB

Sun Aug 05 1979, 3:33 AM EDT

Unknown

BOTTOM

livebaseballscorecards.com

Batter	1	2	3	4	5	6	7	8	9	AB	R	H	RBI	BB	SO	LOB
Warren Cromartie, L (1, 7) OBP: 0.315, SLG: 0.421	SH1-4 1B		1-3		F4-3		K			4	0	1	0	0	1	0
Rodney Scott, S (1, 4) OBP: 0.325, SLG: 0.301	SH1-4 1-2		1B		F4-3		F8			3	0	1	0	0	0	0
Andre Dawson, R (1, 8) OBP: 0.302, SLG: 0.475	F7		K			1B 1B 1B		F7		4	1	1	0	0	1	2
Tony Perez, R (1, 3) OBP: 0.328, SLG: 0.436	K		K			SH1-4 1B 1-3 FC 1B		6-3		4	1	1	0	0	2	2
Gary Carter, R (1, 2) OBP: 0.344, SLG: 0.489		K		FC6-4 HBP		1-2 3-H SH1-4 1B		K		3	0	1	1	0	2	0
Ellis Valentine, R (1, 9) OBP: 0.311, SLG: 0.479		BB 1B		F7		SH1-4 1-2 2-3			5-3	3	0	1	0	0	0	1
Larry Parrish, R (1, 5) OBP: 0.359, SLG: 0.509		K		K		FC F4-6-3 3-H			FC5-4 1B	4	0	1	1	0	2	3
Chris Speier, R (1, 6) OBP: 0.308, SLG: 0.312		1-2 BB		FC6-4 1-2f		F4-6-3 1-2			FC5-4 1-2f	1	0	0	0	1	0	1
Rusty Staub, L (6, PH) OBP: 0.336, SLG: 0.395										1	0	0	0	0	0	2
Jim Mason, L (7, 6) OBP: 0.250, SLG: 0.259										0	0	0	0	0	0	0
Dave Cash, R (9, PH) OBP: 0.472, SLG: 0.529										1	0	0	0	0	0	1
Ross Grimsley, L (1, 1) OBP: 0.212, SLG: 0.250		F8			G3		K		L3	2	0	0	0	0	0	2
Stan Bahnsen, R (7, 1)										0	0	0	0	0	0	0
Jerry White, S (7, PH) OBP: 0.359, SLG: 0.417										1	0	0	0	0	1	0
Scott Sanderson, R (8, 1) OBP: 0.189, SLG: 0.243										0	0	0	0	0	0	0
Duffy Dyer, R (9, PH) OBP: 0.298, SLG: 0.310										1	0	0	0	0	0	1
Inning Stats	R: 0 E: 0 K: 1 S: 6 H: 1 LOB: 1 BB: 0 P: 6	R: 0 E: 0 K: 2 S: 8 H: 1 LOB: 2 BB: 1 P: 12	R: 0 E: 0 K: 2 S: 8 H: 1 LOB: 1 BB: 0 P: 8	R: 0 E: 0 K: 1 S: 5 H: 0 LOB: 1 BB: 0 P: 6	R: 0 E: 0 K: 0 S: 3 H: 0 LOB: 0 BB: 0 P: 3	R: 2 E: 0 K: 0 S: 6 H: 3 LOB: 1 BB: 0 P: 6	R: 0 E: 0 K: 2 S: 7 H: 0 LOB: 0 BB: 0 P: 7	R: 0 E: 0 K: 1 S: 5 H: 0 LOB: 0 BB: 0 P: 5	R: 0 E: 0 K: 0 S: 4 H: 1 LOB: 1 BB: 0 P: 4	1B: 7 2B: 0 3B: 0 HR: 0	SF: 0 SAC: 2 DP: 1 HBP: 1						

AB	32
R	2
H	7
RBI	2
BB	1
SO	9
LOB	15

WP: 0 PB: 0 SB: 0 CS: 0 PA: 36

PITCHER		IP	WLS	BF	H	R	ER	SO	BB	IBB	HBP	BLK	WP	HR	S	P	ERA	WHIP
Dock Ellis, R ERA: 5.96	(1, 1)	6.0	W	26	6	2	2	6	1	0	1	0	0	0	36	41	3.00	1.167
Ed Glynn, L ERA: 2.29	(7, 1)	3.0	S	10	1	0	0	3	0	0	0	0	0	0	16	16	0.00	0.333

PITCHER	IP	WLS	BF	H	R	ER	SO	BB	IBB	HBP	BLK	WP	HR	S	P	ERA	WHIP

New York Mets @ Montreal Expos

Olympic Stadium, Montreal, QB

Sun Aug 05 1979, 3:38 AM EDT

Att. 46,613 - Unknown

TOP

livebaseballscorecards.com

Batter	1	2	3	4	5	6	7	8	9	AB	R	H	RBI	BB	SO	LOB
Gil Flores, R (1, 9) OBP: 0.263, SLG: 0.216	4-3	1-3 2-H 3-H 2B		BBBB 4-0 1-2 1B BB		F8			WP 2B 1B	4	1	2	2	1	0	1
Frank Taveras, R (1, 6) OBP: 0.296, SLG: 0.339	5-3	6-3		1-2 2-3 1B		F8			F9 1-3	4	0	1	0	0	0	3
Dwight Bernard, R (6, 1)										0	0	0	0	0	0	0
John Stearns, R (9, PH) OBP: 0.319, SLG: 0.378										1	0	0	0	0	0	1
Lee Mazzilli, S (1, 8) OBP: 0.408, SLG: 0.472	BBBB 4-0 BB		0-0 HBP 1B	SSS 0-3 K			BBBB 4-0 BB		SSS 0-3 K	3	0	1	0	2	2	4
Willie Montanez, L (1, 3) OBP: 0.283, SLG: 0.321	4-3		SSS 0-3 K	F8			F7		1B 3-H 2B	5	0	1	1	0	1	6
Richie Hebner, L (1, 5) OBP: 0.350, SLG: 0.369		BBBB 4-0 1B BB 2B BB	H 1-0 1-2 HBP		SSS 0-3 K		F7		2-3 1B	3	1	1	0	1	1	1
Joel Youngblood, R (1, 7) OBP: 0.353, SLG: 0.473		F8	F8		6-3		L9		F8	5	0	0	0	0	0	6
Ron Hodges, L (1, 2) OBP: 0.314, SLG: 0.238		BBBB 4-0 1-2 1B 2B BB	4-1		SSS 0-3 K			SSS 0-3 K		3	1	0	0	1	2	2
Doug Flynn, R (1, 4) OBP: 0.271, SLG: 0.333		F9		F3		2B		F1-6-3		4	0	1	0	0	0	2
(6, 6)																
Wayne Twitchell, R (1, 1) OBP: 0.375, SLG: 0.375										1	0	1	0	0	0	0
Andy Hassler, L (2, 1)										0	0	0	0	0	0	0
Dan Norman, R (4, PH) OBP: 0.273, SLG: 0.350										1	0	1	0	0	0	0
Dale Murray, R (4, 1)										0	0	0	0	0	0	0
Alex Trevino, R (6, PH) OBP: 0.425, SLG: 0.441										2	0	0	0	0	1	1
(6, 4)		2B 1-2 2-3 1B		1B BB 1B		SSS 0-3 K										

Inning Stats																						
	R: 0	H: 0	R: 2	H: 2	R: 0	H: 1	R: 0	H: 2	R: 0	H: 0	R: 0	H: 1	R: 0	H: 0	R: 0	H: 0	R: 1	H: 3	1B: 6	SF: 0	WP: 2	PA: 42
	E: 0	LOB: 1	E: 0	LOB: 2	E: 0	LOB: 2	E: 0	LOB: 3	E: 0	LOB: 0	E: 0	LOB: 1	E: 0	LOB: 1	E: 0	LOB: 0	E: 0	LOB: 2	2B: 3	SAC: 0	PB: 0	
	K: 0	BB: 1	K: 0	BB: 2	K: 1	BB: 0	K: 1	BB: 1	K: 2	BB: 0	K: 1	BB: 0	K: 0	BB: 1	K: 1	BB: 0	K: 1	BB: 0	3B: 0	DP: 0	SB: 0	
	S: 3	P: 7	S: 5	P: 13	S: 6	P: 7	S: 7	P: 11	S: 7	P: 7	S: 6	P: 6	S: 3	P: 7	S: 5	P: 5	S: 8	P: 8	HR: 0	HBP: 1	CS: 0	

PITCHER		IP	WLS	BF	H	R	ER	SO	BB	IBB	HBP	BLK	WP	HR	S	P	ERA	WHIP
David Palmer, R ERA: 3.02	(1, 1)	3.1		20	5	2	2	1	4	0	1	0	0	0	17	34	5.40	2.700
Rudy May, L ERA: 2.35	(4, 1)	5.2	W	22	4	1	1	6	1	0	0	0	1	0	33	37	1.59	0.882

PITCHER	IP	WLS	BF	H	R	ER	SO	BB	IBB	HBP	BLK	WP	HR	S	P	ERA	WHIP

AB	36
R	3
H	9
RBI	3
BB	5
SO	7
LOB	27

Batter	1	2	3	4	5	6	7	8	9	AB	R	H	RBI	BB	SO	LOB
Warren Cromartie, L (1, 7) OBP: 0.316, SLG: 0.418	BBBB 4-0 F5-4-3 BB	x 0-0 ② 5-3	x 0-0 ③ F8		x 0-0 ② F8		I I I 4-0 1B IBB			3	0	0	0	2	0	5
Dave Cash, R (1, 4) OBP: 0.439, SLG: 0.487	x 0-0 ①② SSS F5-4-3 1-2	0-3 ③ K		x 0-0 ① F4	x 0-0 ③ F4		x 0-0 1-2 2-H 1B			5	0	1	1	0	1	3
Andre Dawson, R (1, 8) OBP: 0.303, SLG: 0.473	x 0-0 ③ 5-3		x 0-0 1B 1B 1B	BBBB 4-0 E S 2B BB		x 0-0 ① F8	x 0-0 ③ F9			4	2	1	0	1	0	2
Rusty Staub, L (1, 3) OBP: 0.341, SLG: 0.410 Tom Hutton, L (7, 3) OBP: 0.400, SLG: 0.429 (9, 9)		x 0-0 HR	x 0-0 1-3 1B 2B 1B	I I I 4-0 2B 1-3 IBB		x 0-0 ② F2		x 0-0 ① P4		3 1	2 0	2 0	1 0	1 0	0 0	0 0
Ellis Valentine, R (1, 9) OBP: 0.318, SLG: 0.489 Jerry White, S (8, 9) OBP: 0.356, SLG: 0.413 Tony Perez, R (9, 3) OBP: 0.328, SLG: 0.436		BBBB 4-0 S BB 2B BB	x 0-0 1-2 3-H 2B 1B	x 0-0 1-3 3-H 2B		x 0-0 2B		x 0-0 ② G3		3 1 0	1 0 0	3 0 0	2 0 0	1 0 0	0 0 0	0 0 0
Larry Parrish, R (1, 5) OBP: 0.362, SLG: 0.510		BBBB 4-0 1-2 BB 2B BB	x 0-0 1-3 2-H 2B	I I I 4-0 IBB		x 0-0 ③ F7		x 0-0 ③ 5-3		3	1	1	1	2	0	1
Chris Speier, R (1, 6) OBP: 0.307, SLG: 0.309		BBBB 4-0 2B 1-2 2-3 BB	x 0-0 ① 1-3	x 0-0 ② F8			x 0-0 ① F8			3	0	0	0	1	0	5
Duffy Dyer, R (1, 2) OBP: 0.333, SLG: 0.378		x 0-0 1-3 2-H 3-H 2B	I I I 4-0 IBB	x 0-0 ③ P3			x 0-0 1B 2B			3	1	2	2	1	0	3
David Palmer, R (1, 1) Rudy May, L (4, 1) OBP: 0.273, SLG: 0.200		x 0-0 ① SSS F4	0-3 ② K		x 0-0 ① 6-3		SSS 0-3 ② K			2 2	0 0	0 0	0 0	0 0	1 1	5 1
Inning Stats	R: 0 E: 0 K: 0 S: 2 H: 0 LOB: 0 BB: 1 P: 6	R: 3 E: 0 K: 1 S: 7 H: 2 LOB: 2 BB: 3 P: 19	R: 2 E: 0 K: 1 S: 9 H: 4 LOB: 3 BB: 1 P: 13	R: 1 E: 0 K: 0 S: 4 H: 1 LOB: 3 BB: 3 P: 16	R: 0 E: 0 K: 0 S: 3 H: 0 LOB: 0 BB: 0 P: 3	R: 0 E: 0 K: 0 S: 4 H: 1 LOB: 1 BB: 0 P: 4	R: 1 E: 0 K: 1 S: 7 H: 2 LOB: 2 BB: 1 P: 11	R: 0 E: 0 K: 0 S: 3 H: 0 LOB: 0 BB: 0 P: 3		1B: 4 2B: 5 3B: 0 HR: 1 SF: 0 SAC: 0 DP: 1 HBP: 0						

PITCHER		IP	WLS	BF	H	R	ER	SO	BB	IBB	HBP	BLK	WP	HR	S	P	ERA	WHIP
Wayne Twitchell, R ERA: 5.01	(1, 1)	1.0	L	6	1	3	3	0	3	0	0	0	0	1	3	15	27.00	4.000
Andy Hassler, L ERA: 4.9	(2, 1)	2.0		13	5	2	2	2	1	1	0	0	0	0	15	23	9.00	3.000
Dale Murray, R ERA: 4.69	(4, 1)	2.0		10	1	1	1	0	1	2	0	0	0	0	7	19	4.50	1.000
Dwight Bernard, R ERA: 5.27	(6, 1)	3.0		13	3	1	1	1	0	1	0	0	0	0	14	18	3.00	1.000

PITCHER	IP	WLS	BF	H	R	ER	SO	BB	IBB	HBP	BLK	WP	HR	S	P	ERA	WHIP

BOTTOM

New York Mets @ Montreal Expos

Olympic Stadium, Montreal, QB

Sun Aug 05 1979, 3:38 AM EDT

Att. 46,613 - Unknown

livebaseballscorecards.com

AB	33
R	7
H	10
RBI	7
BB	9
SO	3
LOB	25

WP: 0	PA: 42		
PB: 0			
SB: 2			
CS: 0			

Montreal Expos @ Philadelphia Phillies

Veterans Stadium, Philadelphia, PA

Tue Aug 07 1979, 7:05 PM EDT

Att. 38,237 - Unknown

TOP

livebaseballscorecards.com

Batter	1	2	3	4	5	6	7	8	9	AB	R	H	RBI	BB	SO	LOB
Warren Cromartie, L (1, 7) OBP: 0.318, SLG: 0.425	0-0 1B 3B		0-3 K			0-0 2B		0-0 4-3		4	1	2	0	0	1	0
Rodney Scott, S (1, 4) OBP: 0.325, SLG: 0.303	0-0 1-3		0-0 6-3			0-0 5-3			0-0 1B SF9 2B	4	1	1	0	0	0	2
Andre Dawson, R (1, 8) OBP: 0.303, SLG: 0.471	0-0 F4			0-0 F6		0-3 K			0-0 2-3 1B	4	0	1	0	0	1	2
Tony Perez, R (1, 3) OBP: 0.330, SLG: 0.436	0-0 3-H 1B			0-3 K			4-0 BB		0-0 SF9 3-H	2	0	1	2	1	1	0
Gary Carter, R (1, 2) OBP: 0.341, SLG: 0.483	0-3 K			0-0 F4			0-0 F7		0-3 K	4	0	0	0	0	2	3
Ellis Valentine, R (1, 9) OBP: 0.317, SLG: 0.486		0-0 4-3			0-0 G5-4-3 1B		0-3 K		0-0 F9	4	0	1	0	0	1	2
Larry Parrish, R (1, 5) OBP: 0.359, SLG: 0.506		0-3 K			0-3 K		0-3 K			3	0	0	0	0	3	2
Chris Speier, R (1, 6) OBP: 0.304, SLG: 0.305		0-0 F3			0-0 G5-4-3 1-2f			0-0 F8		3	0	0	0	0	0	1
Dan Schatzeder, L (1, 1) OBP: 0.270, SLG: 0.313			0-0 6-3			0-3 K		0-0 2-3		1	0	0	0	0	0	0
Scott Sanderson, R (5, 1) OBP: 0.184, SLG: 0.237										1	0	0	0	0	1	0
Tom Hutton, L (8, PH) OBP: 0.394, SLG: 0.421										1	0	0	0	0	0	0
Stan Bahnsen, R (8, 1)										0	0	0	0	0	0	0

	AB	31
	R	2
	H	6
	RBI	2
	BB	1
	SO	10
	LOB	12

Inning Stats										
	R: 1 E: 0 K: 1 S: 7	H: 2 LOB: 1 BB: 0 P: 7	R: 0 E: 0 K: 1 S: 5	H: 0 LOB: 0 BB: 0 P: 5	R: 0 E: 0 K: 1 S: 5	H: 0 LOB: 0 BB: 0 P: 5	R: 0 E: 0 K: 1 S: 5	H: 0 LOB: 0 BB: 0 P: 5	R: 0 E: 0 K: 1 S: 5	H: 1 LOB: 0 BB: 0 P: 5
	R: 0 E: 0 K: 2 S: 8	H: 1 LOB: 1 BB: 0 P: 8	R: 0 E: 0 K: 2 S: 7	H: 0 LOB: 1 BB: 1 P: 11	R: 0 E: 0 K: 0 S: 3	H: 0 LOB: 0 BB: 0 P: 3	R: 1 E: 0 K: 1 S: 7	H: 2 LOB: 1 BB: 0 P: 7	1B: 3 2B: 2 3B: 1 HR: 0	SF: 1 SAC: 0 DP: 1 HBP: 0

WP: 0 PB: 0 SB: 0 CS: 0 PA: 33

PITCHER		IP	WLS	BF	H	R	ER	SO	BB	IBB	HBP	BLK	WP	HR	S	P	ERA	WHIP
Larry Christenson, R (1, 1) ERA: 4.66		9.0	W	33	6	2	2	10	1	0	0	0	0	0	52	56	2.00	0.778

PITCHER	IP	WLS	BF	H	R	ER	SO	BB	IBB	HBP	BLK	WP	HR	S	P	ERA	WHIP

Batter	1	2	3	4	5	6	7	8	9	AB	R	H	RBI	BB	SO	LOB
Pete Rose, S (1, 3) OBP: 0.406, SLG: 0.427	5-3		6-3		1-2 2-3 1B		1B SF8 1B	IBB		4	1	2	0	1	0	0
Manny Trillo, R (1, 4) OBP: 0.299, SLG: 0.340	HR		2B		K		1-3 1B 1B	F6		5	2	3	1	0	1	5
Mike Schmidt, R (1, 5) OBP: 0.400, SLG: 0.634	K		P6		F4		1B IBB			3	0	0	0	1	1	4
Greg Luzinski, R (1, 7) OBP: 0.349, SLG: 0.452 Greg Gross, L (7, PH) (8, 7) OBP: 0.409, SLG: 0.438	4-3		K		F3		SF8 3-H			3 0	0 0	0 0	0 1	0 0	1 0	4 0
Bob Boone, R (1, 2) OBP: 0.391, SLG: 0.482		2B		6-3		F4 HR	1-2 2-H 1B			4	0	2	1	0	0	0
Garry Maddox, R (1, 8) OBP: 0.307, SLG: 0.442		FC1		5-3			F6			4	1	1	1	0	0	3
Mike Anderson, R (1, 9) OBP: 0.333, SLG: 0.255		F2		F7		K		6-3		4	0	0	0	0	1	2
Larry Bowa, S (1, 6) OBP: 0.322, SLG: 0.314		P6			1B SH BB	F9		SH1-4 BB		2	0	0	0	2	0	2
Larry Christenson, R (1, 1) OBP: 0.458, SLG: 0.773		P4			SH 1B 1-2		F9	SH1-4 1-2		2	0	0	0	0	0	2
Inning Stats	R: 1 H: 1 E: 0 LOB: 0 K: 1 BB: 0 S: 6 P: 6	R: 0 H: 1 E: 0 LOB: 2 K: 0 BB: 0 S: 5 P: 5	R: 0 H: 1 E: 0 LOB: 1 K: 1 BB: 0 S: 6 P: 6	R: 0 H: 0 E: 0 LOB: 0 K: 0 BB: 0 S: 3 P: 3	R: 0 H: 1 E: 0 LOB: 3 K: 1 BB: 1 S: 7 P: 11	R: 1 H: 1 E: 0 LOB: 0 K: 1 BB: 0 S: 6 P: 6	R: 2 H: 3 E: 0 LOB: 2 K: 0 BB: 1 S: 6 P: 10	R: 0 H: 0 E: 0 LOB: 2 K: 0 BB: 2 S: 3 P: 11		1B: 4 SF: 1 2B: 2 SAC: 2 3B: 0 DP: 0 HR: 2 HBP: 0						

PITCHER		IP	WLS	BF	H	R	ER	SO	BB	IBB	HBP	BLK	WP	HR	S	P	ERA	WHIP
Dan Schatzeder, L ERA: 3.23	(1, 1)	4.0		19	4	1	1	2	1	0	0	0	0	1	22	26	2.25	1.250
Scott Sanderson, R ERA: 3.68	(5, 1)	3.0	L	14	4	3	3	2	0	1	0	0	0	1	17	21	9.00	1.333
Stan Bahnsen, R ERA: 3.43	(8, 1)	1.0		5	0	0	0	0	1	1	0	0	0	0	3	11	0.00	1.000

PITCHER	IP	WLS	BF	H	R	ER	SO	BB	IBB	HBP	BLK	WP	HR	S	P	ERA	WHIP

BOTTOM

Montreal Expos @ Philadelphia Phillies

Veterans Stadium, Philadelphia, PA

Tue Aug 07 1979, 7:05 PM EDT

Att. 38,237 - Unknown

livebaseballscorecards.com

AB	31
R	4
H	8
RBI	4
BB	4
SO	4
LOB	22

1B: 4 SF: 1
2B: 2 SAC: 2
3B: 0 DP: 0
HR: 2 HBP: 0

WP: 0 PA: 38
PB: 0
SB: 0
CS: 0

Montreal Expos @ Philadelphia Phillies

Veterans Stadium, Philadelphia, PA

Wed Aug 08 1979, 7:05 PM EDT

Att. 36,476 - Unknown

TOP

livebaseballscorecards.com

Batter	1	2	3	4	5	6	7	8	9	AB	R	H	RBI	BB	SO	LOB
Warren Cromartie, L (1, 7) OBP: 0.315, SLG: 0.422	F7		F8			F8		F7		4	0	0	0	0	0	1
Rodney Scott, S (1, 4) OBP: 0.324, SLG: 0.307	4-3		4-3			3B		K		4	0	1	0	0	1	1
Andre Dawson, R (1, 8) OBP: 0.302, SLG: 0.469	CS 1B			6-3		5-3			5-3	4	0	1	0	0	0	1
Tony Perez, R (1, 3) OBP: 0.332, SLG: 0.446	CS 1-2	HR		9-3 1B			F4		6-3	4	1	2	1	0	0	0
Gary Carter, R (1, 2) OBP: 0.338, SLG: 0.478		F3		9-3 1-2f			K		F8	4	0	0	0	0	1	1
Ellis Valentine, R (1, 9) OBP: 0.318, SLG: 0.493		5-3			6-3		HR			3	1	1	1	0	0	0
Larry Parrish, R (1, 5) OBP: 0.359, SLG: 0.513		HR			L5		5-3			3	1	1	1	0	0	0
Chris Speier, R (1, 6) OBP: 0.301, SLG: 0.302		1-3			F8			F9		3	0	0	0	0	0	0
Steve Rogers, R (1, 1) OBP: 0.197, SLG: 0.190			K			6-3		BB		2	0	0	0	0	1	0
Tom Hutton, L (8, PH) OBP: 0.403, SLG: 0.421										0	0	0	0	1	0	0
Elias Sosa, R (8, 1) OBP: 0.273, SLG: 0.300										0	0	0	0	0	0	0
Inning Stats	R: 0 E: 0 K: 0 S: 3 H: 1 LOB: 0 BB: 0 P: 3	R: 2 E: 0 K: 0 S: 5 H: 2 LOB: 0 BB: 0 P: 5	R: 0 E: 0 K: 1 S: 5 H: 0 LOB: 0 BB: 0 P: 5	R: 0 E: 0 K: 0 S: 3 H: 1 LOB: 0 BB: 0 P: 3	R: 0 E: 0 K: 0 S: 3 H: 0 LOB: 0 BB: 0 P: 3	R: 0 E: 0 K: 0 S: 4 H: 1 LOB: 1 BB: 0 P: 4	R: 1 E: 0 K: 1 S: 6 H: 1 LOB: 0 BB: 0 P: 6	R: 0 E: 0 K: 1 S: 5 H: 0 LOB: 1 BB: 1 P: 9	R: 0 E: 0 K: 0 S: 3 H: 0 LOB: 0 BB: 0 P: 3	1B: 2 2B: 1 3B: 1 HR: 3	SF: 0 SAC: 0 DP: 1 HBP: 0						

	AB	31
	R	3
	H	6
	RBI	3
	BB	1
	SO	3
	LOB	4

WP: 0 PB: 0 SB: 0 CS: 1 PA: 33

PITCHER	IP	WLS	BF	H	R	ER	SO	BB	IBB	HBP	BLK	WP	HR	S	P	ERA	WHIP
Dick Ruthven, R (1, 1) ERA: 4.27	6.0		21	5	2	2	1	0	0	0	0	0	2	23	23	3.00	0.833
Ron Reed, R (7, 1) ERA: 4.11	3.0	W	11	1	1	1	2	1	0	0	0	0	1	14	18	3.00	0.667

Batter	1	2	3	4	5	6	7	8	9	AB	R	H	RBI	BB	SO	LOB
Pete Rose, S (1, 3) OBP: 0.404, SLG: 0.423	G3	4-3			3-1		1-3		FC4-6, BB	4	0	0	0	1	0	1
Greg Gross, L (1, 9) (8, 7) OBP: 0.398, SLG: 0.424	S, 1B		F7		1-3		F8		FC4-6, E, IBB 1-2f 2-3	5	0	1	0	0	0	2
Mike Schmidt, R (1, 5) OBP: 0.404, SLG: 0.641	1B 1-2 BB		HR		5-3		BB		E 1-2 IBB	2	2	1	1	3	0	0
Greg Luzinski, R (1, 7) OBP: 0.351, SLG: 0.453 Mike Anderson, R (8, 9) OBP: 0.333, SLG: 0.255 Bake McBride, L (9, PH) OBP: 0.320, SLG: 0.408	1B 1-2 2-H		F8			1B, WP	4-3		E3 1-2 2-3 3-H	4 0 1	0 0 0	2 0 0	0 0 0	0 0 0	0 0 0	1 0 2
Bob Boone, R (1, 2) OBP: 0.389, SLG: 0.479	1-2 2-H		5-3			1-3 1-2		F2		4	0	1	1	0	0	1
Garry Maddox, R (1, 8) OBP: 0.306, SLG: 0.440	F9			K2-3		1-3 2-3		F9		4	0	1	0	0	1	2
Manny Trillo, R (1, 4) OBP: 0.298, SLG: 0.350		F8		HR		1-3 1-2		6-3		4	1	1	1	0	0	2
Larry Bowa, S (1, 6) OBP: 0.326, SLG: 0.315		6-3, BB		F9		IBB			FC4-6, S, E, 1B	2	1	1	0	2	0	0
Dick Ruthven, R (1, 1) OBP: 0.222, SLG: 0.146 Tim McCarver, L (6, PH) OBP: 0.339, SLG: 0.304 Ron Reed, R (7, 1) OBP: 0.333, SLG: 0.375 Del Unser, L (9, PH) OBP: 0.341, SLG: 0.496		6-3 1-2		P4		L4			P2 1-2	2 1 0 1	0 0 0 0	0 0 0 0	0 0 0 0	0 0 0 0	0 0 0 0	1 3 0 1
Inning Stats	R: 1 E: 0 K: 0 S: 5 H: 3 LOB: 2 BB: 1 P: 9	R: 0 E: 0 K: 0 S: 3 H: 0 LOB: 1 BB: 1 P: 7	R: 1 E: 0 K: 0 S: 4 H: 1 LOB: 0 BB: 0 P: 4	R: 1 E: 0 K: 1 S: 6 H: 1 LOB: 0 BB: 0 P: 6	R: 0 E: 0 K: 0 S: 3 H: 0 LOB: 0 BB: 0 P: 3	R: 0 E: 0 K: 0 S: 5 H: 2 LOB: 3 BB: 1 P: 9	R: 0 E: 0 K: 0 S: 3 H: 0 LOB: 1 BB: 1 P: 7	R: 0 E: 0 K: 0 S: 3 H: 0 LOB: 0 BB: 0 P: 3	R: 1 E: 1 K: 0 S: 4 H: 1 LOB: 3 BB: 2 P: 12	1B: 6 2B: 0 3B: 0 HR: 2	SF: 0 SAC: 0 DP: 0 HBP: 0						

PITCHER		IP	WLS	BF	H	R	ER	SO	BB	IBB	HBP	BLK	WP	HR	S	P	ERA	WHIP
Steve Rogers, R ERA: 2.7	(1, 1)	7.0		31	7	3	3	1	3	1	0	0	1	2	29	45	3.86	1.429
Elias Sosa, R ERA: 1.85	(8, 1)	1.2	L	9	1	1	0	0	1	1	0	0	0	0	7	15	0.00	1.200

PITCHER	IP	WLS	BF	H	R	ER	SO	BB	IBB	HBP	BLK	WP	HR	S	P	ERA	WHIP

BOTTOM

Montreal Expos @ Philadelphia Phillies

Veterans Stadium, Philadelphia, PA

Wed Aug 08 1979, 7:05 PM EDT

Att. 36,476 - Unknown

livebaseballscorecards.com

AB	34
R	4
H	8
RBI	3
BB	6
SO	1
LOB	16

WP: 1	PB: 0	SB: 2	CS: 0	PA:	40

Montreal Expos @ Philadelphia Phillies

Veterans Stadium, Philadelphia, PA

Thu Aug 09 1979, 3:33 AM EDT

Att. 46,233 - Unknown

TOP

livebaseballscorecards.com

Batter	1	2	3	4	5	6	7	8	9	AB	R	H	RBI	BB	SO	LOB
Warren Cromartie, L (1, 7) OBP: 0.315, SLG: 0.420	1-3		G5-4-3 1-2 1B			4-3		F7		4	0	1	0	0	0	2
Rodney Scott, S (1, 4) OBP: 0.321, SLG: 0.304	6-3		F8 2-3			4-3		F7		4	0	0	0	0	0	4
Andre Dawson, R (1, 8) OBP: 0.302, SLG: 0.467	F4		G5-4-3 1-2f			K			1B 2B 1B	4	1	1	0	0	1	2
Rusty Staub, L (1, 3) OBP: 0.340, SLG: 0.405		HR BB		L4			F9		F7	3	1	0	0	1	0	1
Ellis Valentine, R (1, 9) OBP: 0.317, SLG: 0.499		1-H HR		6-3			6-3		F9	4	1	1	2	0	0	1
Larry Parrish, R (1, 5) OBP: 0.358, SLG: 0.510		F2		6-3			F4		1-3 2B 1B	4	1	1	0	0	0	0
Duffy Dyer, R (1, 2) OBP: 0.333, SLG: 0.375		9-3 1B			5-3			K	1-H 3-H 2B	3	0	1	0	0	1	0
Tony Perez, R (9, PH) OBP: 0.333, SLG: 0.450										1	0	1	2	0	0	0
Chris Speier, R (1, 6) OBP: 0.301, SLG: 0.299		9-3 1-2f			F8			BB	P6	2	0	0	0	1	0	1
Gary Carter, R (9, PH) OBP: 0.337, SLG: 0.476										1	0	0	0	0	0	1
Bill Lee, L (1, 1) OBP: 0.180, SLG: 0.180			F8 1B		4-3			1-2 1B		2	0	1	0	0	0	0
Stan Bahnsen, R (5, 1)										0	0	0	0	0	0	0
Tom Hutton, L (8, PH) OBP: 0.412, SLG: 0.431										1	0	1	0	0	0	0
Woodie Fryman, R (8, 1)										0	0	0	0	0	0	0
Inning Stats	R: 0 E: 0 K: 0 S: 3 H: 0 LOB: 0 BB: 0 P: 3	R: 2 E: 0 K: 0 S: 4 H: 2 LOB: 0 BB: 1 P: 8	R: 0 E: 0 K: 0 S: 4 H: 2 LOB: 1 BB: 0 P: 4	R: 0 E: 0 K: 0 S: 3 H: 0 LOB: 0 BB: 0 P: 3	R: 0 E: 0 K: 0 S: 3 H: 0 LOB: 0 BB: 0 P: 3	R: 0 E: 0 K: 1 S: 5 H: 0 LOB: 0 BB: 0 P: 5	R: 0 E: 0 K: 0 S: 3 H: 0 LOB: 0 BB: 0 P: 3	R: 0 E: 0 K: 1 S: 6 H: 1 LOB: 2 BB: 1 P: 10	R: 2 E: 0 K: 0 S: 6 H: 3 LOB: 1 BB: 0 P: 6	1B: 6 2B: 2 3B: 0 HR: 1 SF: 0 SAC: 0 DP: 2 HBP: 0	WP: 0 PB: 0 SB: 0 CS: 0 PA: 35					

	AB	33
	R	4
	H	8
	RBI	4
	BB	2
	SO	2
	LOB	12

PITCHER		IP	WLS	BF	H	R	ER	SO	BB	IBB	HBP	BLK	WP	HR	S	P	ERA	WHIP
Nino Espinosa, R ERA: 3.69	(1, 1)	8.2	W	34	8	4	4	2	2	0	0	0	0	1	36	44	4.15	1.154
Rawly Eastwick, R ERA: 4.77	(9, 1)	0.1	S	1	0	0	0	0	0	0	0	0	0	0	1	1	0.00	0.000

PITCHER	IP	WLS	BF	H	R	ER	SO	BB	IBB	HBP	BLK	WP	HR	S	P	ERA	WHIP

Montreal Expos @ Philadelphia Phillies

Veterans Stadium, Philadelphia, PA

Thu Aug 09 1979, 3:33 AM EDT

Att. 46,233 - Unknown

BOTTOM

livebaseballscorecards.com

Batter	1	2	3	4	5	6	7	8	9	AB	R	H	RBI	BB	SO	LOB
Pete Rose, S (1, 3) OBP: 0.402, SLG: 0.420	F4		5-3		BB	6-3				3	1	0	0	1	0	2
Manny Trillo, R (1, 4) OBP: 0.301, SLG: 0.350	6-3			P4	1B	BB				3	1	1	2	1	0	0
Mike Schmidt, R (1, 5) OBP: 0.403, SLG: 0.642	F9			F7	2B	CS	BB			3	1	1	1	0	0	0
Bud Harrelson, S (6, 5) OBP: 0.385, SLG: 0.296										0	0	0	0	1	0	0
Greg Luzinski, R (1, 7) OBP: 0.350, SLG: 0.448		K		E3	IBB		F9			3	0	0	0	1	1	1
Greg Gross, L (8, 7) OBP: 0.398, SLG: 0.424										0	0	0	0	0	0	0
Bob Boone, R (1, 2) OBP: 0.388, SLG: 0.476		F2		F7	1B		F5			4	0	1	2	0	0	1
Garry Maddox, R (1, 8) OBP: 0.303, SLG: 0.436		F7			E5 6-3			K		4	0	0	0	0	1	2
Mike Anderson, R (1, 9) OBP: 0.328, SLG: 0.309			E6 FC4-6		FC1-6 1B	HR		5-3		4	2	1	1	0	0	1
Larry Bowa, S (1, 6) OBP: 0.328, SLG: 0.316			FC4-6 FC4-6		BB 1B	6-3 SH3 CS		K		4	1	2	0	0	1	1
Nino Espinosa, R (1, 1) OBP: 0.211, SLG: 0.170			FC4-6		K	SH3				2	0	0	0	0	1	3
Rawly Eastwick, R (9, 1)										0	0	0	0	0	0	0
Inning Stats	R: 0 E: 0 K: 0 S: 3 H: 0 LOB: 0 BB: 0 P: 3	R: 0 E: 0 K: 1 S: 5 H: 0 LOB: 0 BB: 0 P: 5	R: 0 E: 1 K: 0 S: 4 H: 0 LOB: 0 BB: 0 P: 4	R: 0 E: 1 K: 0 S: 4 H: 0 LOB: 1 BB: 0 P: 4	R: 5 E: 1 K: 1 S: 10 H: 4 LOB: 2 BB: 2 P: 18	R: 1 E: 0 K: 0 S: 4 H: 2 LOB: 1 BB: 1 P: 8	R: 0 E: 0 K: 0 S: 2 H: 0 LOB: 0 BB: 1 P: 6	R: 0 E: 0 K: 2 S: 7 H: 0 LOB: 0 BB: 0 P: 7		1B: 4 2B: 1 3B: 0 HR: 1	SF: 0 SAC: 1 DP: 0 HBP: 0				WP: 0 PB: 0 SB: 0 CS: 2	PA: 36	

	AB	30
	R	6
	H	6
	RBI	6
	BB	4
	SO	4
	LOB	11

PITCHER	IP	WLS	BF	H	R	ER	SO	BB	IBB	HBP	BLK	WP	HR	S	P	ERA	WHIP
Bill Lee, L (1, 1) ERA: 3.35	4.2	L	21	3	5	0	2	1	0	0	0	0	0	24	28	0.00	0.857
Stan Bahnsen, R (5, 1) ERA: 3.45	2.1		11	3	1	1	0	2	1	0	0	0	1	8	20	3.86	2.143
Woodie Fryman, L (8, 1) ERA: 3.38	1.0		3	0	0	0	2	0	0	0	0	0	0	7	7	0.00	0.000

PITCHER	IP	WLS	BF	H	R	ER	SO	BB	IBB	HBP	BLK	WP	HR	S	P	ERA	WHIP

Montreal Expos @ New York Mets

Shea Stadium, Flushing, NY

Fri Aug 10 1979, 7:05 PM EDT

Unknown

TOP

livebaseballscorecards.com

Batter	1	2	3	4	5	6	7	8	9	AB	R	H	RBI	BB	SO	LOB
Warren Cromartie, L (1, 7) OBP: 0.312, SLG: 0.416	G3		F4-3			F7		L9		4	0	0	0	0	0	2
Rodney Scott, S (1, 4) OBP: 0.321, SLG: 0.304	K			F5-4-3 1B 1B		F8			F8	4	0	1	0	0	1	0
Andre Dawson, R (1, 8) OBP: 0.303, SLG: 0.467	K			F5-4-3 1-2 1B			F8		1B 1B	4	0	2	0	0	1	0
Tony Perez, R (1, 3) OBP: 0.332, SLG: 0.448		6-3		F5-4-3 1-2 2-3			F9		1-2 1B	4	0	1	0	0	0	2
Ellis Valentine, R (1, 9) OBP: 0.314, SLG: 0.493		F8		K			K			4	0	0	0	0	2	3
Larry Parrish, R (1, 5) OBP: 0.354, SLG: 0.504		F7			F9			F9	L5	4	0	0	0	0	0	2
Duffy Dyer, R (1, 2) OBP: 0.333, SLG: 0.373			F3		3-1			1B 1B		3	0	1	0	0	0	0
Chris Speier, R (1, 6) OBP: 0.305, SLG: 0.315			HR		F7			1-2 1B		3	1	2	1	0	0	0
Ross Grimsley, L (1, 1) OBP: 0.212, SLG: 0.250 Scott Sanderson, R (1, 1) OBP: 0.179, SLG: 0.231 Dave Cash, R (6, PH) OBP: 0.429, SLG: 0.475 Stan Bahnsen, R (6, 1) Tom Hutton, L (8, PH) OBP: 0.406, SLG: 0.424 Woodie Fryman, R (8, 1)			F4-3			F4-3		F5		0 1 1 0 1 0	0 0 0 0 0 0	0 0 0 0 0 0	0 0 0 0 0 0	0 0 0 0 0 0	0 0 0 0 0 0	0 0 0 0 2 0

AB	33
R	1
H	7
RBI	1
BB	0
SO	4
LOB	11

Inning Stats	1	2	3	4	5	6	7	8	9
	R: 0 E: 0 K: 2 S: 7	H: 0 LOB: 0 BB: 0 P: 7	R: 0 E: 0 K: 0 S: 3	H: 0 LOB: 0 BB: 0 P: 3	R: 1 E: 0 K: 0 S: 4	H: 1 LOB: 0 BB: 0 P: 4	R: 0 E: 0 K: 1 S: 6	H: 2 LOB: 1 BB: 0 P: 6	R: 0 E: 0 K: 0 S: 3	H: 0 LOB: 0 BB: 0 P: 3	R: 0 E: 0 K: 0 S: 3	H: 0 LOB: 0 BB: 0 P: 3	R: 0 E: 0 K: 1 S: 5	H: 0 LOB: 0 BB: 0 P: 5	R: 0 E: 0 K: 0 S: 5	H: 2 LOB: 2 BB: 0 P: 5	R: 0 E: 0 K: 0 S: 5	H: 2 LOB: 2 BB: 0 P: 5

1B: 6 SF: 0 WP: 0 PA: 33
2B: 0 SAC: 0 PB: 0
3B: 0 DP: 1 SB: 0
HR: 1 HBP: 0 CS: 0

PITCHER	IP	WLS	BF	H	R	ER	SO	BB	IBB	HBP	BLK	WP	HR	S	P	ERA	WHIP
Craig Swan, R (1, 1) ERA: 3.04	9.0	W	33	7	1	1	4	0	0	0	0	0	1	41	41	1.00	0.778

PITCHER	IP	WLS	BF	H	R	ER	SO	BB	IBB	HBP	BLK	WP	HR	S	P	ERA	WHIP

Montreal Expos @ New York Mets

Shea Stadium, Flushing, NY

Fri Aug 10 1979, 7:05 PM EDT

Unknown

BOTTOM

livebaseballscorecards.com

Batter	1	2	3	4	5	6	7	8	9	AB	R	H	RBI	BB	SO	LOB
Frank Taveras, R (1, 6) OBP: 0.294, SLG: 0.334	6-3			F9		BBB 4-0 G6-4-3 BB 1-2		4-3		4	1	1	0	1	0	4
Alex Trevino, R (1, 5) OBP: 0.407, SLG: 0.420	F8 1-2	F8		F9		G6-4-3 1-2f 2-3				4	0	0	0	0	0	4
Lee Mazzilli, S (1, 8) OBP: 0.410, SLG: 0.468 Gil Flores, R (7, PR) OBP: 0.258, SLG: 0.200 (8, 8)	1B 2B 2-H	K			2B 1B	BBB 4-0 G6-4-3 BB				3 0	2 0	2 0	1 0	1 0	1 0	0 0
John Stearns, R (1, 2) OBP: 0.314, SLG: 0.369	1B 2B 1B	F7			F8	G6-4-3 1-2f				4	1	1	0	0	0	2
Willie Montanez, L (1, 3) OBP: 0.279, SLG: 0.320	BB 2B 1B 1-3 2-H	3-1			1-H 2B	4-3				4	1	2	2	0	0	1
Jose Cardenal, R (1, 9) OBP: 0.358, SLG: 0.368	BBB 4-0 2B 1B BB 1-2	G3			5-3			SH5-4 1B 1B		3	1	1	0	1	0	1
Joel Youngblood, R (1, 7) OBP: 0.352, SLG: 0.474	1B 2B 1-3 2-H 3-H	4-3			SSS 0-3 K			SH5-4 1-2		4	1	2	2	0	1	1
Doug Flynn, R (1, 4) OBP: 0.272, SLG: 0.334	4-3 2-H 3-H			SH1-4		F9		F9		4	0	2	2	0	0	2
Craig Swan, R (1, 1) OBP: 0.197, SLG: 0.133	4-3 1-2			SH1-4 1-2		BBB 4-0 G6-4-3 BB		SH5-4 1-2 2-3		1	0	0	0	1	0	1
Inning Stats	R: 6 E: 1 K: 0 S: 9 H: 6 LOB: 1 BB: 1 P: 13	R: 0 E: 0 K: 1 S: 5 H: 0 LOB: 0 BB: 0 P: 5	R: 0 E: 0 K: 0 S: 3 H: 0 LOB: 0 BB: 0 P: 3	R: 0 E: 0 K: 0 S: 4 H: 1 LOB: 1 BB: 0 P: 4	R: 1 E: 0 K: 1 S: 7 H: 2 LOB: 1 BB: 0 P: 7	R: 0 E: 0 K: 0 S: 2 H: 0 LOB: 1 BB: 2 P: 10	R: 0 E: 0 K: 0 S: 2 H: 0 LOB: 1 BB: 1 P: 6	R: 0 E: 0 K: 0 S: 5 H: 2 LOB: 2 BB: 0 P: 5		1B: 8 2B: 3 3B: 0 HR: 0	SF: 0 SAC: 2 DP: 2 HBP: 0					

	AB	31
	R	7
	H	11
	RBI	7
	BB	4
	SO	2
	LOB	16

WP: 0 PB: 0 SB: 0 CS: 0 PA: 37

PITCHER		IP	WLS	BF	H	R	ER	SO	BB	IBB	HBP	BLK	WP	HR	S	P	ERA	WHIP
Ross Grimsley, L ERA: 5.33	(1, 1)	0.1	L	7	5	6	6	0	1	0	0	0	0	0	6	10	162.00	18.000
Scott Sanderson, R ERA: 3.61	(1, 1)	4.2		18	4	1	1	2	0	0	0	0	0	0	22	22	1.93	0.857
Stan Bahnsen, R ERA: 3.34	(6, 1)	2.0		7	0	0	0	0	3	0	0	0	0	0	4	16	0.00	1.500
Woodie Fryman, L ERA: 3.29	(8, 1)	1.0		5	2	0	0	0	0	0	0	0	0	0	5	5	0.00	2.000

PITCHER	IP	WLS	BF	H	R	ER	SO	BB	IBB	HBP	BLK	WP	HR	S	P	ERA	WHIP

Batter	1	2	3	4	5	6	7	8	9	AB	R	H	RBI	BB	SO	LOB
Warren Cromartie, L (1, 7) OBP: 0.309, SLG: 0.412	L5	3-1			F4-3	F5		L4		5	0	0	0	0	0	6
Rodney Scott, S (1, 4) OBP: 0.322, SLG: 0.304	F4-3		1B FC5-4 1B		BBBB HR BB	F8			WP 1B	3	2	1	0	1	0	2
Dave Cash, R (7, 4) OBP: 0.442, SLG: 0.488										1	0	1	0	0	0	0
Andre Dawson, R (1, 8) OBP: 0.307, SLG: 0.475	1B		1-3 FC5-4 1B		1-H HR		5-3		SSS K 1-2	5	1	3	2	0	1	1
Rusty Staub, L (1, 3) OBP: 0.335, SLG: 0.399	F8		F4		F9		F4-3		F9	4	0	0	0	0	0	3
Tom Hutton, L (7, 3) OBP: 0.400, SLG: 0.417										1	0	0	0	0	0	1
Ellis Valentine, R (1, 9) OBP: 0.310, SLG: 0.487		F8	1-2f FC5-4 CS 3-H		F4		F4		SSS K	5	0	0	1	0	1	2
Larry Parrish, R (1, 5) OBP: 0.361, SLG: 0.523		HR	1-2 F	1B 2B		1B 2B		1B 1B		5	3	4	1	0	0	1
Jim Mason, L (1, 6) OBP: 0.250, SLG: 0.258		SSS K		2-H CS 1B		FC FC1-5 1B		F5		4	0	1	1	0	1	2
Duffy Dyer, R (1, 2) OBP: 0.344, SLG: 0.370		BBBB BB BB		SSS K 1-2		1-2 2-H FC1-5 1B		P3		3	0	1	1	1	1	2
David Palmer, R (1, 1) OBP: 0.133, SLG: 0.071		BBBB 1-2 BB		SSS K		1-2 2-3f FC1-5		1-2 1B		3	0	1	0	1	1	2
Elias Sosa, R (9, 1) OBP: 0.273, SLG: 0.300										0	0	0	0	0	0	0
Inning Stats	R: 0 E: 0 K: 0 S: 4 H: 1 LOB: 1 BB: 0 P: 4	R: 1 E: 0 K: 1 S: 6 H: 1 LOB: 2 BB: 2 P: 14	R: 1 E: 0 K: 0 S: 4 H: 2 LOB: 0 BB: 0 P: 4	R: 1 E: 0 K: 2 S: 8 H: 2 LOB: 0 BB: 0 P: 8	R: 2 E: 0 K: 0 S: 4 H: 1 LOB: 0 BB: 1 P: 8	R: 1 E: 0 K: 0 S: 6 H: 2 LOB: 2 BB: 0 P: 6	R: 0 E: 0 K: 0 S: 3 H: 0 LOB: 0 BB: 0 P: 3	R: 0 E: 0 K: 0 S: 5 H: 2 LOB: 2 BB: 0 P: 5	R: 0 E: 0 K: 2 S: 8 H: 1 LOB: 1 BB: 0 P: 8	1B: 8 2B: 2 3B: 0 HR: 2 SF: 0 SAC: 0 DP: 0 HBP: 0							

Montreal Expos @ New York Mets

Shea Stadium, Flushing, NY

Fri Aug 10 1979, 7:05 PM EDT

Att. 9,161 - Unknown

TOP

livebaseballscorecards.com

AB	39
R	6
H	12
RBI	6
BB	3
SO	5
LOB	22

WP: 1 PB: 0 SB: 0 CS: 2 PA: 42

PITCHER	IP	WLS	BF	H	R	ER	SO	BB	IBB	HBP	BLK	WP	HR	S	P	ERA	WHIP
Dwight Bernard, R (1, 1) ERA: 5.29	4.0	L	19	6	3	3	3	2	0	0	0	0	1	22	30	6.75	2.000
Wayne Twitchell, R (5, 1) ERA: 5.26	3.0		14	3	3	3	0	1	0	0	0	0	1	13	17	9.00	1.333
Neil Allen, R (8, 1) ERA: 3.9	2.0		9	3	0	0	2	0	0	0	0	1	0	13	13	0.00	1.500

PITCHER	IP	WLS	BF	H	R	ER	SO	BB	IBB	HBP	BLK	WP	HR	S	P	ERA	WHIP

Batter	1	2	3	4	5	6	7	8	9	AB	R	H	RBI	BB	SO	LOB
Joel Youngblood, R (1, 7) OBP: 0.353, SLG: 0.476	1-3	K			6-3		2B		HR 1B	5	1	2	0	0	1	1
Frank Taveras, R (1, 6) OBP: 0.294, SLG: 0.333	S 1B		6-3		6-3		F3		HR	4	1	1	0	0	0	1
Neil Allen, R (8, 1)										0	0	0	0	0	0	0
John Stearns, R (9, PH) OBP: 0.316, SLG: 0.371										1	1	1	0	0	0	0
Lee Mazzilli, S (1, 8) OBP: 0.410, SLG: 0.474	P4		1B		F5			4-3	HR	5	1	2	3	0	0	1
Richie Hebner, L (1, 5) OBP: 0.348, SLG: 0.363	BB		K			P6		2B 1B	K	4	1	1	0	1	2	1
Ed Kranepool, L (1, 3) OBP: 0.315, SLG: 0.328	1B		1B			G3		2B		4	0	4	2	0	0	0
Dan Norman, R (1, 9) OBP: 0.207, SLG: 0.259	F3		F4			G3		5-3		4	0	0	0	0	0	6
Ron Hodges, L (1, 2) OBP: 0.298, SLG: 0.213		BB	K			F4		G3		3	0	0	0	1	1	2
Doug Flynn, R (1, 4) OBP: 0.269, SLG: 0.331		FC6-4	F8				F5-3		F5-3	4	0	0	0	0	0	1
(8, 6)																
Dwight Bernard, R (1, 1)		SH1-4	6-3				F8		6-3	0	0	0	0	0	0	0
Gil Flores, R (4, PH) OBP: 0.254, SLG: 0.196										1	0	0	0	0	0	0
Wayne Twitchell, R (5, 1) OBP: 0.375, SLG: 0.375										0	0	0	0	0	0	0
Alex Trevino, R (7, PH) OBP: 0.400, SLG: 0.412										2	0	0	0	0	0	0
(8, 4)																

BOTTOM

Montreal Expos @ New York Mets

Shea Stadium, Flushing, NY

Fri Aug 10 1979, 7:05 PM EDT

Att. 9,161 - Unknown

livebaseballscorecards.com

AB	37
R	5
H	11
RBI	5
BB	2
SO	4
LOB	13

Inning Stats	1	2	3	4	5	6	7	8	9
R	1	0	0	0	0	0	0	1	3
E	0	0	0	0	0	0	0	0	0
H	2	0	2	0	0	1	1	2	3
K	0	1	1	1	0	0	0	1	1
LOB	2	1	2	0	0	1	1	0	0
BB	1	1	0	0	0	0	0	0	0
S	5	5	7	5	3	4	4	5	8
P	9	9	7	5	3	4	4	5	8

	1B	SF	WP	PA
	2B	SAC	PB	
	3B	DP	SB	
	HR	HBP	CS	

PITCHER		IP	WLS	BF	H	R	ER	SO	BB	IBB	HBP	BLK	WP	HR	S	P	ERA	WHIP
David Palmer, R ERA: 3.32	(1, 1)	8.2	W	39	11	5	5	3	2	0	0	0	0	1	43	51	5.19	1.500
Elias Sosa, R ERA: 1.84	(9, 1)	0.1	S	1	0	0	0	1	0	0	0	0	0	0	3	3	0.00	0.000

PITCHER	IP	WLS	BF	H	R	ER	SO	BB	IBB	HBP	BLK	WP	HR	S	P	ERA	WHIP

Batter	1	2	3	4	5	6	7	8	9	AB	R	H	RBI	BB	SO	LOB
Warren Cromartie, L (1, 7) OBP: 0.310, SLG: 0.409	F7		L7	FC4-6 HBP 1-2 2-3 3-H		G1-6-3 IBB			F8	3	0	0	1	1	0	1
Rodney Scott, S (1, 4) OBP: 0.323, SLG: 0.303	K		1B	FC4-6 FC6-4 1-2f 2-3 3-H		G1-6-3 1-2f			F5-4-3 BB 1-2	4	0	1	1	1	1	4
Andre Dawson, R (1, 8) OBP: 0.305, SLG: 0.472	2B 1B		L7	FC6-4 1-2f			K		F5-4-3 1-2	5	0	1	0	0	1	5
Tony Perez, R (1, 3) OBP: 0.332, SLG: 0.448	1-3 2B		K		6-3		F9			4	0	1	0	0	1	1
Gary Carter, R (1, 2) OBP: 0.333, SLG: 0.471	F8			6-3	F9		6-3			4	0	0	0	0	0	2
Ellis Valentine, R (1, 9) OBP: 0.312, SLG: 0.503		HR		HR	6-3			5-3		4	2	2	2	0	0	0
Larry Parrish, R (1, 5) OBP: 0.362, SLG: 0.522		6-3		1B HBP 1B 1B		1B F4-3 BB		5-3		3	2	1	0	1	0	0
Chris Speier, R (1, 6) OBP: 0.307, SLG: 0.317		6-3		HBP 1B FC4-6 1-2 1B		F4-3 1-3 1B		6-3		4	1	2	0	0	0	0
Dan Schatzeder, L (1, 1) OBP: 0.293, SLG: 0.333		K		FC4-6 HBP 1-2 2-3 1B		F4-3 1-2 3-H			BB 1B	4	0	2	1	0	1	1
Inning Stats	R: 0 H: 2 E: 0 LOB: 2 K: 1 BB: 0 S: 7 P: 7	R: 1 H: 1 E: 0 LOB: 0 K: 1 BB: 0 S: 6 P: 6	R: 0 H: 1 E: 0 LOB: 1 K: 1 BB: 0 S: 6 P: 6	R: 3 H: 4 E: 0 LOB: 2 K: 0 BB: 0 S: 7 P: 8	R: 0 H: 0 E: 0 LOB: 0 K: 0 BB: 0 S: 3 P: 3	R: 1 H: 1 E: 0 LOB: 1 K: 0 BB: 2 S: 3 P: 11	R: 0 H: 0 E: 0 LOB: 0 K: 1 BB: 0 S: 5 P: 5	R: 0 H: 0 E: 0 LOB: 0 K: 0 BB: 0 S: 3 P: 3	R: 0 H: 1 E: 0 LOB: 1 K: 0 BB: 1 S: 3 P: 7	1B: 7 SF: 0 2B: 1 SAC: 0 3B: 0 DP: 2 HR: 2 HBP: 1						

PITCHER		IP	WLS	BF	H	R	ER	SO	BB	IBB	HBP	BLK	WP	HR	S	P	ERA	WHIP
Pete Falcone, L ERA: 4.73	(1, 1)	3.1	L	19	8	4	4	3	0	0	1	0	0	2	24	25	10.80	2.400
Dale Murray, R ERA: 4.64	(4, 1)	3.2		13	1	1	1	1	1	1	0	0	0	0	13	21	2.46	0.545
Ed Glynn, L ERA: 2.01	(8, 1)	2.0		7	1	0	0	0	1	0	0	0	0	0	6	10	0.00	1.000

PITCHER	IP	WLS	BF	H	R	ER	SO	BB	IBB	HBP	BLK	WP	HR	S	P	ERA	WHIP

TOP

Montreal Expos @ New York Mets

Shea Stadium, Flushing, NY

Sat Aug 11 1979, 3:33 AM EDT

Att. 9,764 - Unknown

livebaseballscorecards.com

AB	35
R	5
H	10
RBI	5
BB	3
SO	4
LOB	14

WP: 0 PA: 39
PB: 0
SB: 0
CS: 0

Montreal Expos @ New York Mets

Shea Stadium, Flushing, NY

Sat Aug 11 1979, 3:33 AM EDT

Att. 9,764 - Unknown

BOTTOM

Batter	1	2	3	4	5	6	7	8	9	AB	R	H	RBI	BB	SO	LOB
Frank Taveras, R (1, 6) OBP: 0.295, SLG: 0.333	0-0 E 6-3 1B		BBBB 4-0 F6 BB		0-0 F8			0-0 F7		3	1	1	0	1	0	1
Alex Trevino, R (1, 2) OBP: 0.387, SLG: 0.396	0-0 6-3 1-H		0-0 F6 1-2			0-0 P4		0-0 4-3		4	0	0	1	0	0	1
Lee Mazzilli, S (1, 8) OBP: 0.408, SLG: 0.472	0-0 S 1B		0-0 P2			0-0 F8		0-0 6-3		4	0	1	0	0	0	0
John Stearns, R (1, 5) OBP: 0.318, SLG: 0.372	0-0 F7 1-2			0-0 CS 1B		0-0 1B			0-0 6-3	4	0	2	0	0	0	1
Willie Montanez, L (1, 3) OBP: 0.277, SLG: 0.317	SSS 0-3 K			0-0 F8 1-2		SSS 0-3 K			0-0 6-3	4	0	0	0	0	2	3
Jose Cardenal, R (1, 9) OBP: 0.353, SLG: 0.361		0-0 2-3		SSS 0-3 K			0-0 FC6 1B		0-0 6-3	4	0	1	0	0	1	0
Joel Youngblood, R (1, 7) OBP: 0.355, SLG: 0.483		0-0 HR			BBBB 4-0 FC2-4 BB		0-0 FC6 F6-3 WP 1-2f			2	1	1	1	1	0	1
Doug Flynn, R (1, 4) OBP: 0.267, SLG: 0.328		0-0 F5-3			0-0 FC2-4 SH2-4 1-2f		0-0 F6-3 1-3			3	0	0	0	0	0	2
Pete Falcone, L (1, 1) OBP: 0.270, SLG: 0.229	SSS 0-3 K				0-0 SH2-4 1-2		0-0 4-3			1	0	0	0	0	1	0
Dale Murray, R (4, 1)										0	0	0	0	0	0	0
Gil Flores, R (7, PH) OBP: 0.250, SLG: 0.193										1	0	0	0	0	0	1
Ed Glynn, R (8, 1)										0	0	0	0	0	0	0
Inning Stats	R: 1 E: 0 K: 1 S: 7 H: 2 LOB: 1 BB: 0 P: 7	R: 1 E: 0 K: 1 S: 6 H: 1 LOB: 0 BB: 0 P: 6	R: 0 E: 0 K: 0 S: 2 H: 0 LOB: 0 BB: 1 P: 6	R: 0 E: 0 K: 1 S: 5 H: 1 LOB: 0 BB: 0 P: 5	R: 0 E: 0 K: 0 S: 3 H: 0 LOB: 1 BB: 1 P: 7	R: 0 E: 0 K: 1 S: 6 H: 1 LOB: 1 BB: 0 P: 6	R: 0 E: 0 K: 0 S: 4 H: 1 LOB: 1 BB: 0 P: 4	R: 0 E: 0 K: 0 S: 3 H: 0 LOB: 0 BB: 0 P: 3	R: 0 E: 0 K: 0 S: 3 H: 0 LOB: 0 BB: 0 P: 3	1B: 5 2B: 0 3B: 0 HR: 1	SF: 0 SAC: 1 DP: 0 HBP: 0						

livebaseballscorecards.com

AB	30
R	2
H	6
RBI	2
BB	2
SO	4
LOB	10

WP: 1 PB: 0 SB: 2 CS: 1 PA: 33

PITCHER		IP	WLS	BF	H	R	ER	SO	BB	IBB	HBP	BLK	WP	HR	S	P	ERA	WHIP
Dan Schatzeder, L ERA: 3.13	(1, 1)	9.0	W	33	6	2	2	4	2	0	0	0	1	1	39	47	2.00	0.889

PITCHER	IP	WLS	BF	H	R	ER	SO	BB	IBB	HBP	BLK	WP	HR	S	P	ERA	WHIP

Batter	1	2	3	4	5	6	7	8	9	AB	R	H	RBI	BB	SO	LOB
Warren Cromartie, L (1, 7) OBP: 0.311, SLG: 0.412	2B		F7			K			G3, 1B	4	1	2	0	0	1	0
Rodney Scott, S (1, 4) OBP: 0.322, SLG: 0.301	BB, G6-4-3			5-3			5-3		G3, 1-2	3	0	0	0	1	0	1
Andre Dawson, R (1, 8) OBP: 0.305, SLG: 0.470	F3			4-3			6-3		1B, 2-H	4	0	1	1	0	0	2
Tony Perez, R (1, 3) OBP: 0.331, SLG: 0.446	G6-4-3, 1-2f			F9			1B		K	4	0	1	0	0	1	3
Gary Carter, R (1, 2) OBP: 0.331, SLG: 0.467		F8			K		4-3			3	0	0	0	0	1	1
Ellis Valentine, R (1, 9) OBP: 0.309, SLG: 0.499		K			6-3			G3		3	0	0	0	0	1	0
Larry Parrish, R (1, 5) OBP: 0.362, SLG: 0.520		K			5-3			G5-4-3, 1B		3	0	1	0	0	1	0
Chris Speier, R (1, 6) OBP: 0.305, SLG: 0.315 Tom Hutton, L (8, PH) OBP: 0.394, SLG: 0.410 Jim Mason, L (8, 6) OBP: 0.250, SLG: 0.258			K			K		G5-4-3, 1-2f		2 1 0	0 0 0	0 0 0	0 0 0	0 0 0	2 0 0	0 1 0
Steve Rogers, R (1, 1) OBP: 0.194, SLG: 0.186 Rudy May, L (5, 1) OBP: 0.273, SLG: 0.200 Jerry White, S (6, PH) OBP: 0.353, SLG: 0.410 Stan Bahnsen, R (6, 1) Dave Cash, R (9, PH) OBP: 0.432, SLG: 0.476			1-3			5-3			1-3	1 0 1 0 1	0 0 0 0 0	0 0 0 0 0	0 0 0 0 0	0 0 0 0 0	0 0 0 0 0	0 0 0 0 0
Inning Stats	R: 0 E: 0 K: 0 S: 3 H: 1 LOB: 1 BB: 1 P: 7	R: 0 E: 0 K: 2 S: 7 H: 0 LOB: 0 BB: 0 P: 7	R: 0 E: 0 K: 1 S: 5 H: 0 LOB: 0 BB: 0 P: 5	R: 0 E: 0 K: 0 S: 3 H: 0 LOB: 0 BB: 0 P: 3	R: 0 E: 0 K: 1 S: 5 H: 0 LOB: 0 BB: 0 P: 5	R: 0 E: 0 K: 2 S: 7 H: 0 LOB: 0 BB: 0 P: 7	R: 0 E: 0 K: 0 S: 4 H: 1 LOB: 1 BB: 0 P: 4	R: 0 E: 0 K: 0 S: 3 H: 1 LOB: 0 BB: 0 P: 3	R: 1 E: 0 K: 1 S: 7 H: 2 LOB: 1 BB: 0 P: 7	1B: 4 2B: 1 3B: 0 HR: 0 SF: 0 SAC: 0 DP: 2 HBP: 0						

PITCHER	IP	WLS	BF	H	R	ER	SO	BB	IBB	HBP	BLK	WP	HR	S	P	ERA	WHIP
J.R. Richard, R (1, 1) ERA: 3.43	9.0	W	31	5	1	1	7	1	0	0	0	0	0	44	48	1.00	0.667

PITCHER	IP	WLS	BF	H	R	ER	SO	BB	IBB	HBP	BLK	WP	HR	S	P	ERA	WHIP

TOP

Montreal Expos @ Houston Astros

Astrodome, Houston, TX

Mon Aug 13 1979, 8:05 PM EDT

Att. 21,011 - Unknown

livebaseballscorecards.com

AB	30
R	1
H	5
RBI	1
BB	1
SO	7
LOB	8

PA: 31

WP: 0
PB: 0
SB: 0
CS: 0

Batter	1	2	3	4	5	6	7	8	9	AB	R	H	RBI	BB	SO	LOB
Rafael Landestoy, S (1, 4) OBP: 0.298, SLG: 0.248	1-3		S 1B		BB 4-0 SH 1B		1-3			3	1	1	0	1	0	0
Craig Reynolds, L (1, 6) OBP: 0.291, SLG: 0.341	F9		F8 1-2		SH 1B 1-2 SF8		F9			3	1	0	0	0	0	1
Terry Puhl, L (1, 8) OBP: 0.350, SLG: 0.389	5-3			1-3 1B	1-3 2-H 1B			CS 1B		4	1	3	1	0	0	0
Jose Cruz, L (1, 7) OBP: 0.385, SLG: 0.435		BB 4-0 CS		1-3 1-2	SF8 3-H			S S S 0-3 K 1-2		2	0	0	1	1	1	2
Enos Cabell, R (1, 3) OBP: 0.294, SLG: 0.351		F2 1-2		S S S 0-3 K	S S S 0-3 K			F9		4	0	0	0	0	2	2
Jeffrey Leonard, R (1, 9) OBP: 0.371, SLG: 0.378		2B	2-H 2B 1B			CS 1B				3	1	3	1	0	0	0
Art Howe, R (1, 5) OBP: 0.323, SLG: 0.373		F8	1-H 2B			1-3 1-2				3	0	1	1	0	0	2
Alan Ashby, S (1, 2) OBP: 0.270, SLG: 0.287			6-3	IBB		4-3				2	0	0	0	1	0	0
J.R. Richard, R (1, 1) OBP: 0.147, SLG: 0.212			5-3	1-3			F4			3	0	0	0	0	0	2
Inning Stats	R: 0 E: 0 K: 0 S: 3 H: 0 LOB: 0 BB: 0 P: 3	R: 0 E: 0 K: 0 S: 3 H: 1 LOB: 1 BB: 1 P: 7	R: 0 E: 0 K: 0 S: 4 H: 1 LOB: 1 BB: 0 P: 4	R: 2 E: 0 K: 1 S: 8 H: 3 LOB: 2 BB: 1 P: 12	R: 2 E: 1 K: 1 S: 6 H: 1 LOB: 0 BB: 1 P: 10	R: 0 E: 0 K: 0 S: 3 H: 1 LOB: 0 BB: 0 P: 3	R: 0 E: 0 K: 0 S: 3 H: 0 LOB: 0 BB: 0 P: 3	R: 0 E: 0 K: 1 S: 5 H: 1 LOB: 0 BB: 0 P: 5		1B: 6 2B: 2 3B: 0 HR: 0	SF: 1 SAC: 1 DP: 0 HBP: 0			WP: 0 PB: 0 SB: 1 CS: 3		PA: 32

PITCHER		IP	WLS	BF	H	R	ER	SO	BB	IBB	HBP	BLK	WP	HR	S	P	ERA	WHIP
Steve Rogers, R ERA: 2.79	(1, 1)	4.1	L	21	6	4	3	1	2	1	0	0	0	0	20	32	6.23	1.846
Rudy May, L ERA: 2.32	(5, 1)	0.2		2	0	0	0	1	0	0	0	0	0	0	4	4	0.00	0.000
Stan Bahnsen, R ERA: 3.19	(6, 1)	3.0		9	2	0	0	1	0	0	0	0	0	0	11	11	0.00	0.667

PITCHER	IP	WLS	BF	H	R	ER	SO	BB	IBB	HBP	BLK	WP	HR	S	P	ERA	WHIP

Montreal Expos @ Houston Astros

Astrodome, Houston, TX

Mon Aug 13 1979, 8:05 PM EDT

Att. 21,011 - Unknown

BOTTOM

livebaseballscorecards.com

AB	27
R	4
H	8
RBI	4
BB	3
SO	3
LOB	9

Batter	1	2	3	4	5	6	7	8	9	AB	R	H	RBI	BB	SO	LOB
Warren Cromartie, L (1, 7) OBP: 0.309, SLG: 0.409	F7		4-3			FC3-6 1-2f			FC4-6 1-2f	4	0	0	0	0	0	2
Rodney Scott, S (1, 4) OBP: 0.320, SLG: 0.299	6-3			4-3		F9			F6	3	0	0	0	0	0	1
Rusty Staub, L (9, PH) OBP: 0.334, SLG: 0.398										1	0	0	0	0	0	1
Andre Dawson, R (1, 8) OBP: 0.302, SLG: 0.466	F9			5-3			F9		L5	4	0	0	0	0	0	1
Tony Perez, R (1, 3) OBP: 0.328, SLG: 0.443		K		4-3			6-3			3	0	0	0	0	1	0
Gary Carter, R (1, 2) OBP: 0.328, SLG: 0.463		F8			F9		4-3			3	0	0	0	0	0	0
Ellis Valentine, R (1, 9) OBP: 0.309, SLG: 0.497		1-3			F8			F3 1B		3	0	1	0	0	0	0
Larry Parrish, R (1, 5) OBP: 0.362, SLG: 0.521			4-3 4-3 2B		F6			F3 1-2		3	1	1	0	0	0	1
Chris Speier, R (1, 6) OBP: 0.302, SLG: 0.312			4-3 2-3			F9		6-3		3	0	0	0	0	0	1
Bill Lee, L (1, 1) OBP: 0.192, SLG: 0.192			4-3 3-H			FC3-6 1B			FC4-6 1B	2	0	1	1	0	0	0
Tom Hutton, L (9, PH) OBP: 0.403, SLG: 0.419										1	0	1	0	0	0	0

TOP

Montreal Expos @ Houston Astros

Astrodome, Houston, TX

Tue Aug 14 1979, 8:05 PM EDT

Att. 21,871 - Unknown

livebaseballscorecards.com

AB	30
R	1
H	4
RBI	1
BB	0
SO	1
LOB	7

Inning Stats	1	2	3	4	5	6	7	8	9
R	0	0	1	0	0	0	0	0	0
E	0	0	0	0	0	1	0	0	0
K	0	1	0	0	0	0	0	0	0
S	3	5	4	3	3	4	3	3	4
H	0	0	1	0	0	1	0	1	1
LOB	0	0	0	0	0	1	0	0	1
BB	0	0	0	0	0	0	0	0	0
P	3	5	4	3	3	4	3	3	4

PITCHER		IP	WLS	BF	H	R	ER	SO	BB	IBB	HBP	BLK	WP	HR	S	P	ERA	WHIP	PITCHER		IP	WLS	BF	H	R	ER	SO	BB	IBB	HBP	BLK	WP	HR	S	P	ERA	WHIP
Joaquin Andujar, R (1, 1) ERA: 2.82		9.0	W	30	4	1	1	1	0	0	0	0	0	0	32	32	1.00	0.444																			

PITCHER		IP	WLS	BF	H	R	ER	SO	BB	IBB	HBP	BLK	WP	HR	S	P	ERA	WHIP	PITCHER		IP	WLS	BF	H	R	ER	SO	BB	IBB	HBP	BLK	WP	HR	S	P	ERA	WHIP

Batter	1	2	3	4	5	6	7	8	9	AB	R	H	RBI	BB	SO	LOB
Julio Gonzalez, R (1, 4) OBP: 0.288, SLG: 0.295	F9 1B	1B			6-3			4-3		4	0	2	0	0	0	0
Craig Reynolds, L (1, 6) OBP: 0.291, SLG: 0.340	F9 1-2	1-3			CS 1B			4-3		4	0	1	0	0	0	2
Terry Puhl, L (1, 8) OBP: 0.352, SLG: 0.388	BBBB S BB		4-3		CS 1-2 1B			G3		3	0	1	0	1	0	0
Jeffrey Leonard, R (1, 9) OBP: 0.374, SLG: 0.379	BBBB 1-2 BB		F8		CS 1-2	G4-6-3 1B				2	0	1	0	1	0	0
Enos Cabell, R (1, 3) OBP: 0.292, SLG: 0.349	F9		1-3			G4-6-3 1-2f				3	0	0	0	0	0	3
Jose Cruz, L (1, 7) OBP: 0.383, SLG: 0.432		F7		F8		G3				3	0	0	0	0	0	0
Art Howe, R (1, 5) OBP: 0.323, SLG: 0.372		IHR 1B		1-3			G3			3	1	1	0	0	0	0
Alan Ashby, S (1, 2) OBP: 0.270, SLG: 0.285		SSS K		H HBP			4-3			2	0	0	0	0	1	1
Joaquin Andujar, S (1, 1) OBP: 0.098, SLG: 0.125		1-H IHR		SSS K			SSS K			3	1	1	2	0	2	1
Inning Stats	R: 0 E: 0 K: 0 S: 3 H: 1 LOB: 2 BB: 2 P: 11	R: 2 E: 0 K: 1 S: 8 H: 3 LOB: 1 BB: 0 P: 8	R: 0 E: 0 K: 0 S: 3 H: 0 LOB: 0 BB: 0 P: 3	R: 0 E: 0 K: 1 S: 5 H: 0 LOB: 1 BB: 0 P: 6	R: 0 E: 0 K: 0 S: 3 H: 2 LOB: 0 BB: 0 P: 3	R: 0 E: 0 K: 0 S: 3 H: 1 LOB: 0 BB: 0 P: 3	R: 0 E: 0 K: 1 S: 5 H: 0 LOB: 0 BB: 0 P: 5	R: 0 E: 0 K: 0 S: 3 H: 0 LOB: 0 BB: 0 P: 3		1B: 6 2B: 0 3B: 0 HR: 1 SF: 0 SAC: 0 DP: 1 HBP: 1				WP: 0 PB: 0 SB: 1 CS: 2 PA: 31		

PITCHER	IP	WLS	BF	H	R	ER	SO	BB	IBB	HBP	BLK	WP	HR	S	P	ERA	WHIP
Bill Lee, L (1, 1) ERA: 3.3	8.0	L	30	7	2	2	3	2	0	1	0	0	0	33	42	2.25	1.125

PITCHER	IP	WLS	BF	H	R	ER	SO	BB	IBB	HBP	BLK	WP	HR	S	P	ERA	WHIP

Montreal Expos @ Houston Astros

Astrodome, Houston, TX

Tue Aug 14 1979, 8:05 PM EDT

Att. 21,871 - Unknown

BOTTOM

livebaseballscorecards.com

AB	27
R	2
H	7
RBI	2
BB	2
SO	3
LOB	7

Batter	1	2	3	4	5	6	7	8	9	AB	R	H	RBI	BB	SO	LOB
Warren Cromartie, L (1, 7) OBP: 0.308, SLG: 0.406	5-3		G1		WP 1-2 1B	FC4-6 1-2f		F6		5	0	1	0	0	0	4
Rodney Scott, S (1, 4) OBP: 0.321, SLG: 0.297	K		S BB		F9 1-2 2-3		F7		FC9-6 BB	3	0	0	0	2	1	2
Andre Dawson, R (1, 8) OBP: 0.303, SLG: 0.466	S 1B		F9 1-2		6-3 3-H		1B		FC9-6 CS 1-2f	5	0	2	1	0	0	3
Tony Perez, R (1, 3) OBP: 0.325, SLG: 0.438 Tom Hutton, L (9, PH) OBP: 0.397, SLG: 0.413 (9, 3)	F7 1-2		6-3		F9		F7		K 1-2	4 1	0 0	0 0	0 0	0 0	0 1	4 1
Gary Carter, R (1, 2) OBP: 0.328, SLG: 0.461		1B E G6-4-3 1B		5-3		K	F9			4	1	1	0	0	1	1
Ellis Valentine, R (1, 9) OBP: 0.309, SLG: 0.495		E5 G6-4-3 1B 1-2		K		F9		6-3 S FC1-2-5 1B		4	0	1	0	0	1	1
Larry Parrish, R (1, 5) OBP: 0.366, SLG: 0.522		G6-4-3 1-2 2-3 1B		1B		1B BB		6-3 1-3		3	1	2	0	1	0	1
Chris Speier, R (1, 6) OBP: 0.305, SLG: 0.312		G6-4-3 1-2f 2-3 3-H		4-3		1B 1-2 1B		FC1-2-5 BB		3	0	1	0	1	0	3
Dan Schatzeder, L (1, 1) OBP: 0.302, SLG: 0.342 Jerry White, S (6, PH) OBP: 0.358, SLG: 0.415 Scott Sanderson, R (6, 1) OBP: 0.175, SLG: 0.225		F7			WP 1B 6-3 1B	FC4-6 1-2 2-H 1B		FC1-2-5 1-2 3-H		2 1 1	1 0 0	1 1 0	0 1 0	0 0 0	0 0 0	1 0 2
Inning Stats	R: 0 H: 1 E: 0 LOB: 1 K: 1 BB: 0 S: 6 P: 6	R: 1 H: 2 E: 1 LOB: 1 K: 0 BB: 0 S: 5 P: 5	R: 0 H: 0 E: 0 LOB: 1 K: 0 BB: 1 S: 3 P: 7	R: 0 H: 1 E: 0 LOB: 1 K: 1 BB: 0 S: 6 P: 6	R: 1 H: 2 E: 0 LOB: 1 K: 0 BB: 0 S: 5 P: 5	R: 1 H: 2 E: 0 LOB: 2 K: 1 BB: 1 S: 7 P: 11	R: 0 H: 1 E: 0 LOB: 1 K: 0 BB: 0 S: 4 P: 4	R: 0 H: 1 E: 0 LOB: 2 K: 0 BB: 1 S: 4 P: 8	R: 0 H: 0 E: 0 LOB: 0 K: 1 BB: 1 S: 4 P: 8	1B: 10 SF: 0 2B: 0 SAC: 0 3B: 0 DP: 1 HR: 0 HBP: 0						

PITCHER	IP	WLS	BF	H	R	ER	SO	BB	IBB	HBP	BLK	WP	HR	S	P	ERA	WHIP
Joe Niekro, R (1, 1) ERA: 3.11	7.0	L	32	9	3	2	3	2	0	0	0	1	0	36	44	2.57	1.571
Bert Roberge, R (8, 1) ERA: 1.8	0.1		3	1	0	0	0	1	0	0	0	0	0	2	6	0.00	6.000
Rick Williams, R (8, 1) ERA: 3.25	0.1		1	0	0	0	0	0	0	0	0	0	0	1	1	0.00	0.000
Randy Niemann, L (8, 1) ERA: 3.86	1.1		4	0	0	0	1	1	0	0	0	0	0	5	9	0.00	0.750

PITCHER	IP	WLS	BF	H	R	ER	SO	BB	IBB	HBP	BLK	WP	HR	S	P	ERA	WHIP

TOP

Montreal Expos @ Houston Astros

Astrodome, Houston, TX

Wed Aug 15 1979, 8:05 PM EDT

Att. 24,885 - Unknown

livebaseballscorecards.com

AB	36
R	3
H	10
RBI	2
BB	4
SO	4
LOB	23

WP: 1	PA: 40
PB: 0	
SB: 3	
CS: 1	

Batter	1	2	3	4	5	6	7	8	9	AB	R	H	RBI	BB	SO	LOB
Cesar Cedeno, R (1, 3) OBP: 0.373, SLG: 0.385	1B WP 1B		BBBB 4-3 SH5-3 BB		1-3			FC6-4 1B		3	0	2	0	1	0	0
Craig Reynolds, L (1, 6) OBP: 0.289, SLG: 0.338	F2 1-2		SH5-3 1-2		4-3			P6		3	0	0	0	0	0	2
Terry Puhl, L (1, 8) OBP: 0.353, SLG: 0.389	BB 1B 2-3		4-3 2-3			CS 1B		P4		4	0	2	0	0	0	2
Jeffrey Leonard, R (1, 9) OBP: 0.369, SLG: 0.374	SSS K		F9			6-3 1-2		FC6-4 1-2f		4	0	0	0	0	1	5
Enos Cabell, R (1, 5) OBP: 0.294, SLG: 0.349	BBBB BB 1-2			L5		1B			4-3	3	0	1	0	1	0	0
Jose Cruz, L (1, 7) OBP: 0.381, SLG: 0.429	F8			BBBB 4-3 BB		4-3			F7	3	0	0	0	1	0	4
Julio Gonzalez, R (1, 4) OBP: 0.280, SLG: 0.287		P4		4-3 1-2			SSS K		1-3	4	0	0	0	0	1	1
Alan Ashby, S (1, 2) OBP: 0.268, SLG: 0.282		F7		5-3			F8			3	0	0	0	0	0	1
Joe Niekro, R (1, 1) OBP: 0.123, SLG: 0.113		F8			5-3		SSS K			2	0	0	0	0	0	0
Alan Knicely, R (7, PH)										1	0	0	0	0	1	0
Bert Roberge, R (8, 1)										0	0	0	0	0	0	0
Rick Williams, R (8, 1) OBP: 0.346, SLG: 0.304										0	0	0	0	0	0	0
Randy Niemann, L (8, 1) OBP: 0.188, SLG: 0.133										0	0	0	0	0	0	0
Inning Stats	R: 0 E: 0 K: 1 S: 7 H: 2 LOB: 3 BB: 1 P: 11	R: 0 E: 0 K: 0 S: 3 H: 0 LOB: 0 BB: 0 P: 3	R: 0 E: 0 K: 0 S: 3 H: 0 LOB: 1 BB: 1 P: 7	R: 0 E: 0 K: 0 S: 3 H: 0 LOB: 1 BB: 1 P: 7	R: 0 E: 0 K: 0 S: 3 H: 0 LOB: 0 BB: 0 P: 3	R: 0 E: 0 K: 0 S: 4 H: 2 LOB: 1 BB: 0 P: 4	R: 0 E: 0 K: 2 S: 7 H: 0 LOB: 0 BB: 0 P: 7	R: 0 E: 0 K: 0 S: 4 H: 1 LOB: 1 BB: 0 P: 4	R: 0 E: 0 K: 0 S: 3 H: 0 LOB: 0 BB: 0 P: 3	1B: 5 2B: 0 3B: 0 HR: 0	SF: 0 SAC: 1 DP: 0 HBP: 0					

PITCHER	IP	WLS	BF	H	R	ER	SO	BB	IBB	HBP	BLK	WP	HR	S	P	ERA	WHIP
Dan Schatzeder, L (1, 1) ERA: 3.0	5.0	W	20	2	0	0	1	3	0	0	0	1	0	19	31	0.00	1.000
Scott Sanderson, R (6, 1) ERA: 3.5	4.0	S	14	3	0	0	2	0	0	0	0	0	0	18	18	0.00	0.750

PITCHER	IP	WLS	BF	H	R	ER	SO	BB	IBB	HBP	BLK	WP	HR	S	P	ERA	WHIP

BOTTOM

Montreal Expos @ Houston Astros

Astrodome, Houston, TX

Wed Aug 15 1979, 8:05 PM EDT

Att. 24,885 - Unknown

livebaseballscorecards.com

AB	30
R	0
H	5
RBI	0
BB	3
SO	3
LOB	15

1B: 5	SF: 0	WP: 1	PA: 34
2B: 0	SAC: 1	PB: 0	
3B: 0	DP: 0	SB: 0	
HR: 0	HBP: 0	CS: 1	

Batter	1	2	3	4	5	6	7	8	9	AB	R	H	RBI	BB	SO	LOB
Jerry Royster, R (1, 4) OBP: 0.331, SLG: 0.333	S S S 0-3 ① K		x 0-0 ② F8			S S S 0-3 ① K		x 0-0 ① F7		4	0	0	0	0	2	1
Gary Matthews, R (1, 9) OBP: 0.364, SLG: 0.521	x 0-0 ② 5-3		x 0-0 ③ 2-H 1B			x 0-0 E5 E		x 0-0 6-4-3 1B		4	0	2	0	0	0	0
Jeff Burroughs, R (1, 7) OBP: 0.340, SLG: 0.351	x 0-0 1B			x 0-0 ① F8		x 0-0 ② F7		x 0-0 ② 6-4-3 1-2		4	0	1	0	0	0	2
Bob Horner, R (1, 5) OBP: 0.363, SLG: 0.585	S S S 0-3 ③ K			S S S 0-3 ② K		x 0-0 E5 1-2		x 0-0 ③ F8		4	0	0	0	0	2	3
Dale Murphy, R (1, 3) OBP: 0.353, SLG: 0.488		B B B B 4-0 G4-6-3 BB		S S S 0-3 ③ K		x 0-0 ③ F9			x 0-0 ① 6-3	3	0	0	0	1	1	2
Rowland Office, L (1, 8) OBP: 0.331, SLG: 0.346		x 0-0 ① F6			x 0-0 ① L9		x 0-0 ① 5-3		x 0-0 CS 1B	4	0	1	0	0	0	1
Pepe Frias, R (1, 6) OBP: 0.314, SLG: 0.354		x 0-0 ② ③ G4-6-3 1-2f			x 0-0 ② F9		x 0-0 ② F2		x 0-0 ② ③ 6-3 1-2	4	0	0	0	0	0	2
Bruce Benedict, R (1, 2) OBP: 0.321, SLG: 0.271			x 0-0 ① 6-3		x 0-0 E5 FC6		x 0-0 FC5-4 1B			3	0	1	0	0	0	0
Eddie Solomon, R (1, 1) OBP: 0.191, SLG: 0.239			x 0-0 1B 2B		x 0-0 ③ FC6 1-2f		x 0-0 ③ FC5-4 1-2f			3	0	1	0	0	0	2
Inning Stats	R: 0 H: 1 E: 0 LOB: 1 K: 2 BB: 0 S: 8 P: 8	R: 0 H: 0 E: 0 LOB: 0 K: 0 BB: 1 S: 2 P: 6	R: 0 H: 2 E: 0 LOB: 2 K: 0 BB: 0 S: 4 P: 4	R: 0 H: 0 E: 0 LOB: 0 K: 2 BB: 0 S: 7 P: 7	R: 0 H: 0 E: 1 LOB: 1 K: 0 BB: 0 S: 4 P: 4	R: 0 H: 0 E: 2 LOB: 2 K: 1 BB: 0 S: 7 P: 7	R: 0 H: 1 E: 0 LOB: 1 K: 0 BB: 0 S: 4 P: 4	R: 0 H: 1 E: 0 LOB: 1 K: 0 BB: 0 S: 4 P: 4	R: 0 H: 1 E: 0 LOB: 0 K: 0 BB: 0 S: 3 P: 3	1B: 5 SF: 0 2B: 1 SAC: 0 3B: 0 DP: 1 HR: 0 HBP: 0						

PITCHER	IP	WLS	BF	H	R	ER	SO	BB	IBB	HBP	BLK	WP	HR	S	P	ERA	WHIP
David Palmer, R (1, 1) ERA: 2.9	9.0	W	34	6	0	0	5	1	0	0	0	0	0	43	47	0.00	0.778

PITCHER	IP	WLS	BF	H	R	ER	SO	BB	IBB	HBP	BLK	WP	HR	S	P	ERA	WHIP

TOP

Atlanta Braves @ Montreal Expos

Olympic Stadium, Montreal, QB

Fri Aug 17 1979, 7:05 PM EDT

Att. 31,503 - Unknown

livebaseballscorecards.com

AB	33
R	0
H	6
RBI	0
BB	1
SO	5
LOB	13

PA: 34

WP: 0
PB: 0
SB: 0
CS: 1

BOTTOM

Atlanta Braves @ Montreal Expos

Olympic Stadium, Montreal, QB

Fri Aug 17 1979, 7:05 PM EDT

Att. 31,503 - Unknown

Batter	1	2	3	4	5	6	7	8	9	AB	R	H	RBI	BB	SO	LOB
Warren Cromartie, L (1, 7) OBP: 0.309, SLG: 0.405	F7		1-3 1-2 2-3		S 1B		K		HBP 1-2 2-3 IBB	4	0	1	0	1	1	3
Rodney Scott, S (1, 4) OBP: 0.324, SLG: 0.296	B1-3		BB		1-2 BB			F7	1-2 2-3 3-H HBP	2	0	0	1	2	0	0
Andre Dawson, R (1, 8) OBP: 0.303, SLG: 0.464	F8		F2		F8			1B		4	0	1	0	0	0	5
Tony Perez, R (1, 3) OBP: 0.324, SLG: 0.436		L9		F8		6-3		1B		4	0	1	0	0	0	0
Gary Carter, R (1, 2) OBP: 0.327, SLG: 0.459		K		F4		E5 G5-4-3		1-2 FC6-4 1B		4	0	1	0	0	1	0
Ellis Valentine, R (1, 9) OBP: 0.308, SLG: 0.492		K		FC6-4 1B		G5-4-3 1-2f		FC6-4 1-2f		4	0	1	0	0	1	3
Larry Parrish, R (1, 5) OBP: 0.365, SLG: 0.520			F8	FC6-4 1-2f			F8		IBB 1B HBP 1B	4	1	1	0	0	0	1
Chris Speier, R (1, 6) OBP: 0.307, SLG: 0.314			1-3 SH 1B		F8		SH1-4 1B		B1	4	0	2	0	0	0	1
David Palmer, R (1, 1) OBP: 0.125, SLG: 0.067 Tom Hutton, L (9, PH) OBP: 0.405, SLG: 0.422			SH 1-3 1-2		1-3		SH1-4 1-2		HBP IBB 1-2 1B	1 1	0 0	0 1	0 0	0 0	0 0	0 0

	AB	32
	R	1
	H	9
	RBI	1
	BB	3
	SO	3
	LOB	13

livebaseballscorecards.com

Inning Stats									
	R: 0 H: 0 E: 0 LOB: 0 K: 0 BB: 0 S: 3 P: 3	R: 0 H: 0 E: 0 LOB: 0 K: 2 BB: 0 S: 7 P: 7	R: 0 H: 1 E: 1 LOB: 3 K: 0 BB: 1 S: 5 P: 9	R: 0 H: 1 E: 0 LOB: 1 K: 0 BB: 0 S: 4 P: 4	R: 0 H: 1 E: 0 LOB: 2 K: 0 BB: 1 S: 4 P: 8	R: 0 H: 0 E: 1 LOB: 0 K: 0 BB: 0 S: 3 P: 3	R: 0 H: 1 E: 0 LOB: 1 K: 1 BB: 0 S: 6 P: 6	R: 0 H: 3 E: 0 LOB: 2 K: 0 BB: 0 S: 5 P: 5	R: 1 H: 2 E: 0 LOB: 3 K: 0 BB: 1 S: 3 P: 8

	1B: 9	SF: 0		WP: 0	PA: 38
	2B: 0	SAC: 2		PB: 0	
	3B: 0	DP: 1		SB: 1	
	HR: 0	HBP: 1		CS: 0	

PITCHER	IP	WLS	BF	H	R	ER	SO	BB	IBB	HBP	BLK	WP	HR	S	P	ERA	WHIP
Eddie Solomon, R (1, 1) ERA: 4.44	8.1	L	38	9	1	1	3	2	1	1	0	0	0	40	53	1.08	1.320

PITCHER	IP	WLS	BF	H	R	ER	SO	BB	IBB	HBP	BLK	WP	HR	S	P	ERA	WHIP

Batter	1	2	3	4	5	6	7	8	9	AB	R	H	RBI	BB	SO	LOB
Jerry Royster, R (1, 4) OBP: 0.335, SLG: 0.334	6-3		1B 1B BB		S 1B		G6-4-3 BB			2	0	1	0	2	0	0
Gary Matthews, R (1, 9) OBP: 0.364, SLG: 0.519	F9		1B		F9		G6-4-3			4	0	1	0	0	0	3
Jeff Burroughs, R (1, 7) OBP: 0.342, SLG: 0.353	WP 2B		K		G1-4-3 BB			K		3	0	1	0	1	2	3
Bob Horner, R (1, 5) OBP: 0.362, SLG: 0.581	K		1B		G1-4-3			K		4	0	1	1	0	2	3
Mike Lum, L (1, 3) OBP: 0.300, SLG: 0.330		1-3	6-3			F9		4-3		4	0	0	0	0	0	3
Rowland Office, L (1, 8) OBP: 0.326, SLG: 0.340		F4		K		6-3			F8	4	0	0	0	0	1	0
Joe Nolan, L (1, 2) OBP: 0.332, SLG: 0.362		F8	F8			F8		F8		4	0	0	0	0	0	0
Pepe Frias, R (1, 6) OBP: 0.314, SLG: 0.353			F3	1B			F7		F9	4	0	1	0	0	0	0
Preston Hanna, R (1, 1)			1B BB 1B BB	K			BB BB			1	1	0	0	1	1	1
Darrel Chaney, S (7, PH) OBP: 0.256, SLG: 0.171										0	0	0	0	1	0	0
Joey McLaughlin, R (7, 1) OBP: 0.333, SLG: 0.500										0	0	0	0	0	0	0
Inning Stats	R: 0 E: 0 K: 1 S: 6 H: 1 LOB: 1 BB: 0 P: 6	R: 0 E: 0 K: 0 S: 3 H: 0 LOB: 0 BB: 0 P: 3	R: 1 E: 0 K: 1 S: 7 H: 2 LOB: 3 BB: 2 P: 15	R: 0 E: 0 K: 2 S: 8 H: 1 LOB: 1 BB: 0 P: 8	R: 0 E: 0 K: 0 S: 3 H: 1 LOB: 1 BB: 1 P: 7	R: 0 E: 0 K: 0 S: 3 H: 0 LOB: 0 BB: 0 P: 3	R: 0 E: 0 K: 0 S: 2 H: 0 LOB: 1 BB: 2 P: 10	R: 0 E: 0 K: 2 S: 7 H: 0 LOB: 0 BB: 0 P: 7	R: 0 E: 0 K: 0 S: 3 H: 0 LOB: 0 BB: 0 P: 3	1B: 4 2B: 1 3B: 0 HR: 0	SF: 0 SAC: 0 DP: 2 HBP: 0						

PITCHER	IP	WLS	BF	H	R	ER	SO	BB	IBB	HBP	BLK	WP	HR	S	P	ERA	WHIP
Steve Rogers, R (1, 1) ERA: 2.7	9.0	W	35	5	1	1	6	5	0	0	0	1	0	42	62	1.00	1.111

PITCHER	IP	WLS	BF	H	R	ER	SO	BB	IBB	HBP	BLK	WP	HR	S	P	ERA	WHIP

Atlanta Braves @ Montreal Expos

Olympic Stadium, Montreal, QB

Sat Aug 18 1979, 3:33 AM EDT

Att. 23,115 - Unknown

TOP

livebaseballscorecards.com

AB	30
R	1
H	5
RBI	1
BB	5
SO	6
LOB	13

WP: 1	PA: 35		
PB: 0			
SB: 1			
CS: 0			

Atlanta Braves @ Montreal Expos

Olympic Stadium, Montreal, QB

Sat Aug 18 1979, 3:33 AM EDT

Att. 23,115 - Unknown

BOTTOM

Batter	1	2	3	4	5	6	7	8	9	AB	R	H	RBI	BB	SO	LOB
Warren Cromartie, L (1, 7) OBP: 0.308, SLG: 0.404	SH1-3 S 1B		4-3		B2-3		K			4	0	1	0	0	1	0
Rodney Scott, S (1, 4) OBP: 0.323, SLG: 0.294	BBBB 1-2 SH1-3 BB		4-3		F8			F7		3	0	0	0	1	0	0
Andre Dawson, R (1, 8) OBP: 0.301, SLG: 0.461	SH1-3 1-2 2-3		6-3		5-3			F3		3	0	0	0	0	0	0
Rusty Staub, L (1, 3) OBP: 0.333, SLG: 0.406	K			HR		G3		4-3		4	1	1	1	0	1	2
Ellis Valentine, R (1, 9) OBP: 0.308, SLG: 0.492	G3			4-3		K			SH3 1B 2B	4	0	1	0	0	1	2
Jerry White, S (9, PR) OBP: 0.358, SLG: 0.415										0	1	0	0	0	0	0
Larry Parrish, R (1, 5) OBP: 0.367, SLG: 0.519		F6		BBBB BB		FC6-4 1B			SH3 2-3	2	0	1	0	1	0	0
Duffy Dyer, R (1, 2) OBP: 0.328, SLG: 0.351		L7		SSS K		FC6-4 1-2f			3-H 1B	3	0	0	0	0	1	2
Dave Cash, R (9, PH) OBP: 0.444, SLG: 0.488										1	0	1	1	0	0	0
Chris Speier, R (1, 6) OBP: 0.311, SLG: 0.316		1B		BBBB 1-2 BB			K			2	0	1	0	1	1	0
Steve Rogers, R (1, 1) OBP: 0.185, SLG: 0.177		L4		4-3			4-3			3	0	0	0	0	0	3
Inning Stats	R: 0 H: 1 E: 0 LOB: 2 K: 1 BB: 1 S: 6 P: 10	R: 0 H: 1 E: 0 LOB: 1 K: 0 BB: 0 S: 4 P: 4	R: 0 H: 0 E: 0 LOB: 0 K: 0 BB: 0 S: 3 P: 3	R: 1 H: 1 E: 0 LOB: 2 K: 1 BB: 2 S: 6 P: 14	R: 0 H: 0 E: 0 LOB: 0 K: 0 BB: 0 S: 3 P: 3	R: 0 H: 1 E: 0 LOB: 1 K: 1 BB: 0 S: 6 P: 6	R: 0 H: 0 E: 0 LOB: 0 K: 2 BB: 0 S: 7 P: 7	R: 0 H: 0 E: 0 LOB: 0 K: 0 BB: 0 S: 3 P: 3	R: 1 H: 2 E: 0 LOB: 2 K: 0 BB: 0 S: 3 P: 3	1B: 4 SF: 0 2B: 1 SAC: 2 3B: 0 DP: 0 HR: 1 HBP: 0						WP: 0 PA: 34 PB: 0 SB: 1 CS: 0	

livebaseballscorecards.com

	AB	29
	R	2
	H	6
	RBI	2
	BB	3
	SO	5
	LOB	9

PITCHER		IP	WLS	BF	H	R	ER	SO	BB	IBB	HBP	BLK	WP	HR	S	P	ERA	WHIP
Preston Hanna, R ERA: 3.63	(1, 1)	6.0		25	4	1	1	3	3	0	0	0	0	1	28	40	1.50	1.167
Joey McLaughlin, R ERA: 1.99	(7, 1)	2.1	L	9	2	1	1	2	0	0	0	0	0	0	13	13	3.86	0.857

PITCHER	IP	WLS	BF	H	R	ER	SO	BB	IBB	HBP	BLK	WP	HR	S	P	ERA	WHIP

Batter	1	2	3	4	5	6	7	8	9	AB	R	H	RBI	BB	SO	LOB
Jerry Royster, R (1, 4) OBP: 0.336, SLG: 0.334	F4		4-3			BB, 1B, BB		F8, 1B, 1B		3	0	1	0	1	0	0
Gary Matthews, R (1, 9) OBP: 0.366, SLG: 0.527	HR			4-3		BB, 1-2, 1B		1-2, 1B		4	1	3	1	0	0	0
Jeff Burroughs, R (1, 7) OBP: 0.343, SLG: 0.351	G6-4-3, BB			L5		BB, 1-2, 2-3, BB		F8, 2-3		2	0	0	0	2	0	2
Bob Horner, R (1, 5) OBP: 0.358, SLG: 0.575	G6-4-3, 1-2f			F3		F8		F8		4	0	0	0	0	0	6
Dale Murphy, R (1, 3) OBP: 0.359, SLG: 0.492		G4-6-3, 1B			6-3		1B		1B	4	0	3	0	0	0	0
Barry Bonnell, R (1, 8) OBP: 0.307, SLG: 0.427		K			6-3		K		L7	4	0	0	0	0	2	3
Pepe Frias, R (1, 6) OBP: 0.311, SLG: 0.349		G4-6-3, 1-2f			F8		K		F9	4	0	0	0	0	1	3
Bruce Benedict, R (1, 2) OBP: 0.318, SLG: 0.267			K			1-3	4-3		F9	2	0	0	0	0	1	0
Mike Lum, L (7, PH) OBP: 0.299, SLG: 0.328										1	0	0	0	0	0	1
Joe Nolan, L (7, 2) OBP: 0.330, SLG: 0.360										1	0	0	0	0	0	1
Tony Brizzolara, R (1, 1) OBP: 0.083, SLG: 0.030			6-3			4-3		K		2	0	0	0	0	0	0
Larry Bradford, R (7, 1)										0	0	0	0	0	0	0
Rowland Office, L (8, PH) OBP: 0.325, SLG: 0.339										1	0	0	0	0	1	0
Bo McLaughlin, R (8, 1)										0	0	0	0	0	0	0
Inning Stats	R: 1 E: 0 K: 0 S: 3 H: 1 LOB: 0 BB: 1 P: 7	R: 0 E: 0 K: 1 S: 5 H: 1 LOB: 0 BB: 0 P: 5	R: 0 E: 0 K: 1 S: 5 H: 0 LOB: 0 BB: 0 P: 5	R: 0 E: 0 K: 0 S: 3 H: 0 LOB: 0 BB: 0 P: 3	R: 0 E: 0 K: 0 S: 3 H: 0 LOB: 0 BB: 0 P: 3	R: 0 E: 0 K: 0 S: 4 H: 1 LOB: 3 BB: 2 P: 12	R: 0 E: 0 K: 2 S: 8 H: 1 LOB: 1 BB: 0 P: 8	R: 0 E: 0 K: 1 S: 7 H: 2 LOB: 2 BB: 0 P: 7	R: 0 E: 0 K: 0 S: 4 H: 1 LOB: 1 BB: 0 P: 4	1B: 6 2B: 0 3B: 0 HR: 1 SF: 0 SAC: 0 DP: 2 HBP: 0	WP: 0 PB: 0 SB: 0 CS: 0 PA: 35					

PITCHER		IP	WLS	BF	H	R	ER	SO	BB	IBB	HBP	BLK	WP	HR	S	P	ERA	WHIP
Bill Lee, L ERA: 3.24	(1, 1)	5.2	W	20	3	1	1	2	2	0	0	0	0	1	22	30	1.59	0.882
Stan Bahnsen, R ERA: 3.04	(6, 1)	3.1	S	15	4	0	0	3	1	0	0	0	0	0	20	24	0.00	1.500

PITCHER	IP	WLS	BF	H	R	ER	SO	BB	IBB	HBP	BLK	WP	HR	S	P	ERA	WHIP

TOP

Atlanta Braves @ Montreal Expos

Olympic Stadium, Montreal, QB

Sun Aug 19 1979, 3:33 AM EDT

Att. 34,880 - Unknown

livebaseballscorecards.com

AB	32
R	1
H	7
RBI	1
BB	3
SO	5
LOB	16

Atlanta Braves @ Montreal Expos

Olympic Stadium, Montreal, QB

Sun Aug 19 1979, 3:33 AM EDT

Att. 34,880 - Unknown

BOTTOM

Batter	1	2	3	4	5	6	7	8	9	AB	R	H	RBI	BB	SO	LOB
Warren Cromartie, L (1, 7) OBP: 0.306, SLG: 0.400	F8	K			4-3		K			4	0	0	0	0	2	1
Rodney Scott, S (1, 4) OBP: 0.323, SLG: 0.293	2B 1B		F7		F8			K		4	1	1	0	0	1	0
Andre Dawson, R (1, 8) OBP: 0.301, SLG: 0.461	1-3 HR 1-H 2B		1-3			F4		F8		4	1	1	1	0	0	0
Rusty Staub, L (1, 3) OBP: 0.332, SLG: 0.404	1-3 2-3		1B			F8		K		4	0	1	0	0	1	1
Gary Carter, R (1, 2) OBP: 0.327, SLG: 0.466	HR 3-H		F9			5-3				3	1	1	2	0	0	1
Ellis Valentine, R (1, 9) OBP: 0.308, SLG: 0.491	6-3			F2			HR 1B			3	1	1	0	0	0	0
Larry Parrish, R (1, 5) OBP: 0.364, SLG: 0.515		K		F4			F5			3	0	0	0	0	1	1
Chris Speier, R (1, 6) OBP: 0.308, SLG: 0.313		5-3		5-3			L9			3	0	0	0	0	0	1
Bill Lee, L (1, 1) OBP: 0.204, SLG: 0.204		1B			K		HR 1-H			2	0	1	0	0	1	0
Stan Bahnsen, R (6, 1) OBP: 0.143, SLG: 0.571										1	1	1	2	0	0	0
Inning Stats	R: 3 E: 0 K: 0 S: 6 H: 3 LOB: 0 BB: 0 P: 6	R: 0 E: 0 K: 2 S: 8 H: 1 LOB: 1 BB: 0 P: 8	R: 0 E: 0 K: 0 S: 4 H: 1 LOB: 1 BB: 0 P: 4	R: 0 E: 0 K: 0 S: 3 H: 0 LOB: 0 BB: 0 P: 3	R: 0 E: 0 K: 1 S: 5 H: 0 LOB: 0 BB: 0 P: 5	R: 0 E: 0 K: 0 S: 3 H: 0 LOB: 0 BB: 0 P: 3	R: 2 E: 0 K: 1 S: 7 H: 2 LOB: 0 BB: 0 P: 7	R: 0 E: 0 K: 2 S: 7 H: 0 LOB: 0 BB: 0 P: 7		1B: 4 2B: 1 3B: 0 HR: 2 SF: 0 SAC: 0 DP: 0 HBP: 0						

livebaseballscorecards.com

AB	31
R	5
H	7
RBI	5
BB	0
SO	6
LOB	5

WP: 0 PA: 31
PB: 0
SB: 0
CS: 0

PITCHER		IP	WLS	BF	H	R	ER	SO	BB	IBB	HBP	BLK	WP	HR	S	P	ERA	WHIP
Tony Brizzolara, R ERA: 5.22	(1, 1)	6.2	L	27	7	5	5	3	0	0	0	0	0	2	33	33	6.75	1.050
Larry Bradford, L ERA:	(7, 1)	0.1		1	0	0	0	1	0	0	0	0	0	0	3	3	0.00	0.000
Bo McLaughlin, R ERA: 5.15	(8, 1)	1.0		3	0	0	0	2	0	0	0	0	0	0	7	7	0.00	0.000

PITCHER	IP	WLS	BF	H	R	ER	SO	BB	IBB	HBP	BLK	WP	HR	S	P	ERA	WHIP

Batter	1	2	3	4	5	6	7	8	9	AB	R	H	RBI	BB	SO	LOB
Warren Cromartie, L (1, 7) OBP: 0.309, SLG: 0.402	1B	1B		6-3			1-2 1B		4-3	5	1	3	0	0	0	1
Rodney Scott, S (1, 4) OBP: 0.320, SLG: 0.291	F9	F9			4-3		K			4	0	0	0	0	1	4
Andre Dawson, R (1, 8) OBP: 0.300, SLG: 0.459	1B SF7 1-2 1B		K		6-3		K			4	1	1	0	0	2	2
Tony Perez, R (1, 3) OBP: 0.326, SLG: 0.444	1-3 2-H 1B		HR		6-3			F9		4	1	2	2	0	0	0
Gary Carter, R (1, 2) OBP: 0.324, SLG: 0.462	SF7 3-H		F9			F7		F5		3	0	0	1	0	0	0
Ellis Valentine, R (1, 9) OBP: 0.305, SLG: 0.486	F8		5-3			F5		4-3		4	0	0	0	0	0	1
Larry Parrish, R (1, 5) OBP: 0.365, SLG: 0.531		HR		HR		K			K	4	2	2	2	0	2	0
Chris Speier, R (1, 6) OBP: 0.307, SLG: 0.309		6-3		K			P4		BB	3	0	0	0	1	1	0
Dan Schatzeder, L (1, 1) OBP: 0.289, SLG: 0.325		4-3		K			1B 1B		K	2	0	0	0	0	1	0
Scott Sanderson, R (6, 1) OBP: 0.190, SLG: 0.238										2	0	1	0	0	1	1
Woodie Fryman, R (9, 1)										0	0	0	0	0	0	0
Inning Stats	R: 2 E: 0 K: 0 S: 6 H: 3 LOB: 1 BB: 0 P: 6	R: 1 E: 0 K: 0 S: 5 H: 2 LOB: 1 BB: 0 P: 5	R: 1 E: 0 K: 1 S: 6 H: 1 LOB: 0 BB: 0 P: 6	R: 1 E: 0 K: 2 S: 8 H: 1 LOB: 0 BB: 0 P: 8	R: 0 E: 0 K: 0 S: 3 H: 0 LOB: 0 BB: 0 P: 3	R: 0 E: 0 K: 1 S: 5 H: 0 LOB: 0 BB: 0 P: 5	R: 0 E: 0 K: 2 S: 9 H: 2 LOB: 2 BB: 0 P: 9	R: 0 E: 0 K: 0 S: 3 H: 0 LOB: 0 BB: 0 P: 3	R: 0 E: 0 K: 2 S: 7 H: 0 LOB: 1 BB: 1 P: 11	1B: 6 2B: 0 3B: 0 HR: 3 SF: 1 SAC: 0 DP: 0 HBP: 0						

PITCHER		IP	WLS	BF	H	R	ER	SO	BB	IBB	HBP	BLK	WP	HR	S	P	ERA	WHIP
Fred Norman, L ERA: 3.47	(1, 1)	3.0	L	15	6	4	4	1	0	0	0	0	0	2	17	17	12.00	2.000
Frank Pastore, R ERA: 5.98	(4, 1)	2.0		7	1	1	1	2	0	0	0	0	0	1	11	11	4.50	0.500
Mario Soto, R ERA: 6.0	(6, 1)	2.0		8	2	0	0	3	0	0	0	0	0	0	14	14	0.00	1.000
Doug Bair, R ERA: 3.79	(8, 1)	2.0		7	0	0	0	2	1	0	0	0	0	0	10	14	0.00	0.500

PITCHER	IP	WLS	BF	H	R	ER	SO	BB	IBB	HBP	BLK	WP	HR	S	P	ERA	WHIP

TOP

Montreal Expos @ Cincinnati Reds

Riverfront Stadium, Cincinnati, OH

Mon Aug 20 1979, 7:05 PM EDT

Att. 25,597 - Unknown

livebaseballscorecards.com

AB	35
R	5
H	9
RBI	5
BB	1
SO	8
LOB	9

WP	0
PB	0
SB	0
CS	0
PA	37

Montreal Expos @ Cincinnati Reds

Riverfront Stadium, Cincinnati, OH

Mon Aug 20 1979, 7:05 PM EDT

Att. 25,597 - Unknown

BOTTOM

Batter	1	2	3	4	5	6	7	8	9	AB	R	H	RBI	BB	SO	LOB
Dave Collins, S (1, 3) OBP: 0.355, SLG: 0.412	6-3		BB		F9		1B		BB	3	0	1	0	2	0	0
Joe Morgan, L (1, 4) OBP: 0.388, SLG: 0.367	K		F9		F2		F7		F9	5	0	0	0	0	1	5
Dave Concepcion, R (1, 6) OBP: 0.356, SLG: 0.438	F9		BB			6-3	P6			3	0	0	0	1	0	1
George Foster, R (1, 7) OBP: 0.404, SLG: 0.591		K	F9			HR		G5-4-3 BB		3	1	1	1	1	1	3
Johnny Bench, R (1, 2) OBP: 0.368, SLG: 0.424		HR	K			1B BB		G5-4-3 1-2f		3	1	1	1	1	1	4
Ray Knight, R (1, 5) OBP: 0.368, SLG: 0.456		G5-3 1B		F7		1-2 1B		P3		4	0	2	0	0	0	0
Hector Cruz, R (1, 9) OBP: 0.314, SLG: 0.361		1-2 1B		K		K			BB 1B	4	0	2	0	0	2	2
Paul Blair, R (1, 8) OBP: 0.216, SLG: 0.248		G5-3 2-3f		F7		K			K	3	0	0	0	0	1	4
Junior Kennedy, R (9, PH) OBP: 0.356, SLG: 0.320										1	0	0	0	0	1	1
Fred Norman, S (1, 1) OBP: 0.245, SLG: 0.167			F9 BB 1B		F8		4-3		K	0	0	0	0	0	0	0
Rick Auerbach, R (3, PH) OBP: 0.315, SLG: 0.321										1	0	1	0	0	0	0
Frank Pastore, R (4, 1)										0	0	0	0	0	0	0
Harry Spilman, L (5, PH) OBP: 0.391, SLG: 0.359										1	0	0	0	0	0	0
Mario Soto, R (6, 1) OBP: 0.333, SLG: 0.333										0	0	0	0	0	0	0
Cesar Geronimo, L (7, PH) OBP: 0.323, SLG: 0.356										1	0	0	0	0	0	0
Doug Bair, R (8, 1)										0	0	0	0	0	0	0
Dan Driessen, L (9, PH) OBP: 0.329, SLG: 0.404										1	0	0	0	0	1	1
Inning Stats	R: 0 E: 0 K: 1 S: 5 H: 0 LOB: 0 BB: 0 P: 5	R: 1 E: 0 K: 1 S: 7 H: 3 LOB: 1 BB: 0 P: 7	R: 0 E: 0 K: 1 S: 6 H: 1 LOB: 3 BB: 2 P: 14	R: 0 E: 0 K: 1 S: 5 H: 0 LOB: 0 BB: 0 P: 5	R: 0 E: 0 K: 0 S: 3 H: 0 LOB: 0 BB: 0 P: 3	R: 1 E: 0 K: 2 S: 9 H: 2 LOB: 2 BB: 1 P: 13	R: 0 E: 0 K: 0 S: 4 H: 1 LOB: 1 BB: 0 P: 4	R: 0 E: 0 K: 0 S: 2 H: 0 LOB: 0 BB: 1 P: 6	R: 0 E: 0 K: 2 S: 8 H: 1 LOB: 2 BB: 1 P: 12	1B: 6 2B: 0 3B: 0 HR: 2 SF: 0 SAC: 0 DP: 2 HBP: 0	WP: 0 PB: 0 SB: 0 CS: 0 PA: 38					

PITCHER		IP	WLS	BF	H	R	ER	SO	BB	IBB	HBP	BLK	WP	HR	S	P	ERA	WHIP
Dan Schatzeder, L ERA: 3.02	(1, 1)	5.1	W	24	6	2	2	4	3	0	0	0	0	2	29	41	3.38	1.688
Scott Sanderson, R ERA: 3.42	(6, 1)	3.1		13	2	0	0	4	2	0	0	0	0	0	19	27	0.00	1.200
Woodie Fryman, L ERA: 3.27	(9, 1)	0.1	S	1	0	0	0	0	0	0	0	0	0	0	1	1	0.00	0.000

PITCHER	IP	WLS	BF	H	R	ER	SO	BB	IBB	HBP	BLK	WP	HR	S	P	ERA	WHIP

livebaseballscorecards.com

Montreal Expos @ Cincinnati Reds

Riverfront Stadium, Cincinnati, OH

Tue Aug 21 1979, 7:05 PM EDT

Att. 27,065 - Unknown

TOP

livebaseballscorecards.com

Batter	1	2	3	4	5	6	7	8	9	AB	R	H	RBI	BB	SO	LOB
Warren Cromartie, L (1, 7) OBP: 0.306, SLG: 0.399	F8		6-3			6-3		K		4	0	0	0	0	1	0
Rodney Scott, S (1, 4) OBP: 0.318, SLG: 0.288	K		F8			G3		F8		4	0	0	0	0	1	0
Jerry White, S (1, 8) OBP: 0.363, SLG: 0.407	3-1			CS BB			HR BB	K		2	1	0	0	2	1	0
Rusty Staub, L (1, 3) OBP: 0.337, SLG: 0.420 Andre Dawson, R (9, PR) OBP: 0.300, SLG: 0.459		1B 1B		F9 1-2			1-H HR		FC1-6 1B	4 0	1 0	3 0	2 0	0 0	0 0	1 0
Tom Hutton, L (1, 9) OBP: 0.385, SLG: 0.397		F8		6-3			P4		P6	4	0	0	0	0	0	2
Larry Parrish, R (1, 5) OBP: 0.362, SLG: 0.525		F3			5-3		F3		FC1-6 1-2f	4	0	0	0	0	0	2
John Tamargo, S (1, 2) OBP: 0.268, SLG: 0.391		1B 1-2			G3-6 1B		2B		4-3	4	0	3	0	0	0	1
Jim Mason, L (1, 6) OBP: 0.254, SLG: 0.250		F7			G3-6 1-2f		BB			2	0	0	0	1	0	3
David Palmer, R (1, 1) OBP: 0.118, SLG: 0.063 Dave Cash, R (6, PH) OBP: 0.435, SLG: 0.477 Rudy May, L (6, 1) OBP: 0.250, SLG: 0.182			K			G3	F9			1 1 1	0 0 0	0 0 0	0 0 0	0 0 0	1 0 0	0 0 2
Inning Stats	R: 0 E: 0 K: 1 S: 5 H: 0 LOB: 0 BB: 0 P: 5	R: 0 E: 0 K: 0 S: 5 H: 2 LOB: 2 BB: 0 P: 5	R: 0 E: 0 K: 1 S: 5 H: 0 LOB: 0 BB: 0 P: 5	R: 0 E: 0 K: 0 S: 2 H: 0 LOB: 0 BB: 1 P: 6	R: 0 E: 0 K: 0 S: 3 H: 1 LOB: 0 BB: 0 P: 3	R: 0 E: 0 K: 0 S: 3 H: 0 LOB: 0 BB: 0 P: 3	R: 2 E: 0 K: 0 S: 5 H: 2 LOB: 2 BB: 2 P: 13	R: 0 E: 0 K: 2 S: 7 H: 0 LOB: 0 BB: 0 P: 7	R: 0 E: 0 K: 0 S: 4 H: 1 LOB: 1 BB: 0 P: 4	1B: 4 2B: 1 3B: 0 HR: 1 SF: 0 SAC: 0 DP: 1 HBP: 0						

	AB	31
	R	2
	H	6
	RBI	2
	BB	3
	SO	4
	LOB	11

WP: 0 PB: 0 SB: 0 CS: 1 PA: 34

PITCHER		IP	WLS	BF	H	R	ER	SO	BB	IBB	HBP	BLK	WP	HR	S	P	ERA	WHIP
Tom Seaver, R ERA: 3.16	(1, 1)	7.0	W	27	5	2	2	2	3	0	0	0	0	1	28	40	2.57	1.143
Tom Hume, R ERA: 2.85	(8, 1)	2.0	S	7	1	0	0	2	0	0	0	0	0	0	11	11	0.00	0.500

PITCHER	IP	WLS	BF	H	R	ER	SO	BB	IBB	HBP	BLK	WP	HR	S	P	ERA	WHIP

Batter	1	2	3	4	5	6	7	8	9	AB	R	H	RBI	BB	SO	LOB
Dave Collins, S (1, 9) (9, 7) OBP: 0.361, SLG: 0.417	F7			F8 S 1B	S 1B 1-3 2-H		S 1B 1-3			4	0	3	1	0	0	0
Joe Morgan, L (1, 4) OBP: 0.384, SLG: 0.363	F7			F8 1-3	F9 1-2		F7 1-2			4	0	0	0	0	0	5
Dave Concepcion, R (1, 6) OBP: 0.355, SLG: 0.436	6-3			K		F9		CS 1B		4	0	1	0	0	1	1
George Foster, R (1, 7) OBP: 0.399, SLG: 0.583		K		F9		5-3		F9 1-2		4	0	0	0	0	1	2
Paul Blair, R (9, 9) OBP: 0.216, SLG: 0.248										0	0	0	0	0	0	0
Johnny Bench, R (1, 2) OBP: 0.367, SLG: 0.422		P4			F7 1B 1B 1B	G3		6-3		4	1	1	0	0	0	0
Dan Driessen, L (1, 3) OBP: 0.331, SLG: 0.406		K			1B 1B 1-2 1B		4-3 S 1B 1B			3	2	2	0	0	1	0
Ray Knight, R (1, 5) OBP: 0.366, SLG: 0.453			P6		F7 2-3		4-3 1-3			3	0	0	0	0	0	3
Cesar Geronimo, L (1, 8) OBP: 0.323, SLG: 0.356			G3		1B 1-2 3-H		K			3	0	1	1	0	1	1
Tom Seaver, R (1, 1) OBP: 0.161, SLG: 0.304			F7	K			1B 3-H			2	0	0	0	0	1	2
Hector Cruz, R (7, PH) OBP: 0.318, SLG: 0.366										1	0	1	1	0	0	0
Tom Hume, R (8, 1) OBP: 0.186, SLG: 0.190										0	0	0	0	0	0	0
Inning Stats	R: 0 E: 0 K: 0 S: 3 H: 0 LOB: 0 BB: 0 P: 3	R: 0 E: 0 K: 2 S: 7 H: 0 LOB: 0 BB: 0 P: 7	R: 0 E: 0 K: 0 S: 3 H: 0 LOB: 0 BB: 0 P: 3	R: 0 E: 0 K: 1 S: 6 H: 1 LOB: 1 BB: 0 P: 6	R: 2 E: 0 K: 1 S: 9 H: 4 LOB: 2 BB: 0 P: 9	R: 0 E: 0 K: 0 S: 3 H: 0 LOB: 0 BB: 0 P: 3	R: 1 E: 0 K: 1 S: 8 H: 3 LOB: 2 BB: 0 P: 8	R: 0 E: 0 K: 0 S: 3 H: 1 LOB: 0 BB: 0 P: 3		1B: 9 2B: 0 3B: 0 HR: 0	SF: 0 SAC: 0 DP: 0 HBP: 0						

PITCHER		IP	WLS	BF	H	R	ER	SO	BB	IBB	HBP	BLK	WP	HR	S	P	ERA	WHIP
David Palmer, R ERA: 2.95	(1, 1)	5.0		20	5	2	2	4	0	0	0	0	0	0	28	28	3.60	1.000
Rudy May, L ERA: 2.35	(6, 1)	3.0	L	12	4	1	1	1	0	0	0	0	0	0	14	14	3.00	1.333

PITCHER	IP	WLS	BF	H	R	ER	SO	BB	IBB	HBP	BLK	WP	HR	S	P	ERA	WHIP

Montreal Expos @ Cincinnati Reds

Riverfront Stadium, Cincinnati, OH

Tue Aug 21 1979, 7:05 PM EDT

Att. 27,065 - Unknown

BOTTOM

livebaseballscorecards.com

AB	32
R	3
H	9
RBI	3
BB	0
SO	5
LOB	14

REDS

Montreal Expos @ Cincinnati Reds

Riverfront Stadium, Cincinnati, OH

Wed Aug 22 1979, 7:05 PM EDT

Att. 28,382 - Unknown

TOP

livebaseballscorecards.com

Batter	1	2	3	4	5	6	7	8	9	AB	R	H	RBI	BB	SO	LOB
Warren Cromartie, L (1, 7) OBP: 0.311, SLG: 0.408	G4-6-3 1B		2B			1B G4-6-3 2B		FC1-4 1B		4	1	4	0	0	0	0
Rodney Scott, S (1, 4) OBP: 0.317, SLG: 0.286	F7		F7			BBBB G4-6-3 1B BB		SSS K		3	0	0	0	1	1	3
Andre Dawson, R (1, 8) OBP: 0.302, SLG: 0.460	G4-6-3 1-2f			FC5-4 BB 1B		G4-6-3 1-2 2-3 1B		FC1-4 2B 1-2f		4	0	2	0	0	0	2
Tony Perez, R (1, 3) OBP: 0.330, SLG: 0.457		HR		BBBB FC5-4 1-2 BB		G4-6-3 1-2f 2-3 3-H		1-3 2B		3	1	2	1	1	0	2
Gary Carter, R (1, 2) OBP: 0.321, SLG: 0.457		SSS K		FC5-4 1-2 2-3		5-3		L4		4	0	0	0	0	1	5
Ellis Valentine, R (1, 9) OBP: 0.304, SLG: 0.484 Jerry White, S (5, 9) OBP: 0.365, SLG: 0.404	4-3		5-3				BBBB FC4-6 BB		4-3	2 1	0 0	0 0	0 0	0 1	0 0	1 0
Larry Parrish, R (1, 5) OBP: 0.359, SLG: 0.520	F9				F8		P2		P4	4	0	0	0	0	0	1
Chris Speier, R (1, 6) OBP: 0.306, SLG: 0.306			6-3		BBBB G1-6-3 BB		FC4-6 1-2f		P6	3	0	0	0	1	0	1
Steve Rogers, R (1, 1) OBP: 0.185, SLG: 0.177 Stan Bahnsen, R (2, 1) OBP: 0.125, SLG: 0.500 Tom Hutton, L (5, PH) OBP: 0.380, SLG: 0.391 Elias Sosa, R (5, 1) OBP: 0.273, SLG: 0.300 Rusty Staub, L (7, PH) OBP: 0.336, SLG: 0.418 Ross Grimsley, L (7, 1) OBP: 0.212, SLG: 0.250			L7		G1-6-3 1-2f		F8			0 1 1 0 1 0	0 0 0 0 0 0	0 0 0 0 0 0	0 0 0 0 0 0	0 0 0 0 0 0	0 0 1 0 1 0	0 0 1 0 1 0

	AB	31
	R	2
	H	8
	RBI	1
	BB	4
	SO	2
	LOB	17

Inning Stats																		
	R: 0	H: 1	R: 1	H: 1	R: 0	H: 1	R: 0	H: 1	R: 0	H: 0	R: 1	H: 2	R: 0	H: 0	R: 0	H: 2	R: 0	H: 0
	E: 0	LOB: 0	E: 0	LOB: 0	E: 0	LOB: 1	E: 0	LOB: 1	E: 0	LOB: 0	E: 0	LOB: 1	E: 0	LOB: 1	E: 0	LOB: 2	E: 0	LOB: 0
	K: 0	BB: 0	K: 1	BB: 0	K: 0	BB: 1	K: 0	BB: 1	K: 0	BB: 1	K: 0	BB: 1	K: 0	BB: 1	K: 1	BB: 0	K: 0	BB: 0
	S: 3	P: 3	S: 6	P: 6	S: 4	P: 4	S: 3	P: 7	S: 2	P: 6	S: 4	P: 8	S: 3	P: 7	S: 7	P: 7	S: 3	P: 3

	1B: 4	SF: 0	WP: 0	PA: 35
	2B: 3	SAC: 0	PB: 0	
	3B: 0	DP: 4	SB: 0	
	HR: 1	HBP: 0	CS: 0	

PITCHER		IP	WLS	BF	H	R	ER	SO	BB	IBB	HBP	BLK	WP	HR	S	P	ERA	WHIP
Michael LaCoss, R ERA: 2.82	(1, 1)	9.0	W	35	8	2	2	2	4	0	0	0	0	1	35	51	2.00	1.333

PITCHER	IP	WLS	BF	H	R	ER	SO	BB	IBB	HBP	BLK	WP	HR	S	P	ERA	WHIP

Montreal Expos @ Cincinnati Reds

Riverfront Stadium, Cincinnati, OH

Wed Aug 22 1979, 7:05 PM EDT

Att. 28,382 - Unknown

BOTTOM

Batter	1	2	3	4	5	6	7	8	9	AB	R	H	RBI	BB	SO	LOB
Dave Collins, S (1, 9) OBP: 0.369, SLG: 0.424	0-0 CS 1B	0-0 E6 1-3 2-H 1B		0-0 1B HR 1B		0-0 ① G3		0-0 1B 2-3 1B		5	1	4	0	0	0	0
Joe Morgan, L (1, 4) OBP: 0.391, SLG: 0.366	BBBB	4-0 ① E S HR 1-2 BB 4-0 IBB		0-0 HR 1-2 1B		BBBB 4-0 BB		0-0 G5-4-3 1-2 3-H 1B		2	2	2	1	3	0	0
Dave Concepcion, R (1, 6) OBP: 0.352, SLG: 0.431	SSS 0-3 ② K 1-3	0-0 ② P4		0-0 ① F8		0-0 ② F8		0-0 ②③ G5-4-3 1-2f		5	0	0	0	0	1	9
George Foster, R (1, 7) OBP: 0.398, SLG: 0.589	0-0 HR 3-H	SSS 0-3 ③ K		0-0 ② F2		0-0 ③ 5-3				4	1	1	2	0	1	6
Johnny Bench, R (1, 2) OBP: 0.368, SLG: 0.431	0-0 1B	SSS 0-3 ① K		0-0 1-H 2-H HR			0-0 ① F7			4	1	2	3	0	1	0
Dan Driessen, L (1, 3) OBP: 0.330, SLG: 0.405	0-0 ③ P6	0-0 1B 1B		0-0 ③ F7			0-0 ② 4-3			4	0	1	0	0	0	1
Ray Knight, R (1, 5) OBP: 0.365, SLG: 0.451		0-0 1B SH E 1B	0-0 ② F7		0-0 ① 6-3		SSS 0-3 ③ K			4	1	1	0	0	1	1
Cesar Geronimo, L (1, 8) OBP: 0.325, SLG: 0.356		0-0 ① F9	0-0 1-3 1B		0-0 ② G3			BBBB 4-0 1B SH3-4 1B BB		3	1	1	0	1	0	1
Michael LaCoss, R (1, 1) OBP: 0.167, SLG: 0.127		0-0 SH E 1-2	SSS 0-3 ③ K		SSS 0-3 ③ K			0-0 ① SH3-4 1-2		2	0	0	0	0	2	2
Inning Stats	R: 2 E: 0 K: 1 S: 7 H: 3 LOB: 1 BB: 1 P: 11	R: 1 E: 2 K: 1 S: 8 H: 2 LOB: 3 BB: 1 P: 12	R: 0 E: 0 K: 2 S: 9 H: 2 LOB: 2 BB: 0 P: 9	R: 3 E: 0 K: 0 S: 6 H: 3 LOB: 0 BB: 0 P: 6	R: 0 E: 0 K: 1 S: 5 H: 0 LOB: 0 BB: 0 P: 5	R: 0 E: 0 K: 0 S: 3 H: 0 LOB: 1 BB: 1 P: 7	R: 0 E: 0 K: 1 S: 5 H: 0 LOB: 0 BB: 0 P: 5	R: 1 E: 0 K: 0 S: 4 H: 2 LOB: 1 BB: 1 P: 8		1B: 10 2B: 0 3B: 0 HR: 2	SF: 0 SAC: 2 DP: 1 HBP: 0						

livebaseballscorecards.com

AB	33
R	7
H	12
RBI	6
BB	4
SO	6
LOB	20

PITCHER		IP	WLS	BF	H	R	ER	SO	BB	IBB	HBP	BLK	WP	HR	S	P	ERA	WHIP
Steve Rogers, R ERA: 2.78	(1, 1)	1.0	L	7	4	3	2	1	1	0	0	0	0	1	8	12	18.00	5.000
Stan Bahnsen, R ERA: 3.28	(2, 1)	3.0		17	6	3	3	3	0	1	0	0	0	1	22	26	9.00	2.000
Elias Sosa, R ERA: 1.79	(5, 1)	2.0		7	0	0	0	1	1	0	0	0	0	0	8	12	0.00	0.500
Ross Grimsley, L ERA: 5.32	(7, 1)	2.0		8	2	1	1	1	1	0	0	0	0	0	9	13	4.50	1.500

PITCHER	IP	WLS	BF	H	R	ER	SO	BB	IBB	HBP	BLK	WP	HR	S	P	ERA	WHIP

Batter	1	2	3	4	5	6	7	8	9	AB	R	H	RBI	BB	SO	LOB
Warren Cromartie, L (1, 7) OBP: 0.311, SLG: 0.406	P4	F7			FC6-4 BB		F9			3	0	0	0	1	0	2
Rodney Scott, S (1, 4) OBP: 0.315, SLG: 0.284	K	K			FC6-4 S 1-2f		P6			4	0	0	0	0	2	3
Andre Dawson, R (1, 8) OBP: 0.304, SLG: 0.460	BB BB 1B		F8		F8 1-2			G6-4-3 1B		4	0	2	0	0	0	1
Tony Perez, R (1, 3) OBP: 0.329, SLG: 0.453	BB 1-2 BB		K		K			G6-4-3 1-2f		3	0	0	0	1	2	2
Rusty Staub, L (1, 9) OBP: 0.338, SLG: 0.417 Jerry White, S (8, 9) OBP: 0.365, SLG: 0.404	FC6-4 1-2 2-3 BB	FC5-4 1B				K		K		3 0	0 0	1 0	0 0	1 0	2 0	0 0
Gary Carter, R (1, 2) OBP: 0.320, SLG: 0.463	FC6-4 1-2f	FC5-4 1-2f				F7			HR	4	1	1	1	0	0	4
Larry Parrish, R (1, 5) OBP: 0.358, SLG: 0.525		HR	K			F2			F8	4	1	1	1	0	1	0
Chris Speier, R (1, 6) OBP: 0.306, SLG: 0.305		FC1-6 1B	5-3				K		K	4	0	1	0	0	2	0
Bill Lee, L (1, 1) OBP: 0.211, SLG: 0.211 Elias Sosa, R (8, 1) OBP: 0.250, SLG: 0.273		FC1-6 1-2f	K				1B		P4	3 1	0 0	1 0	0 0	1 0	1 0	1 0
Inning Stats	R: 0 E: 0 K: 1 S: 6 H: 1 LOB: 3 BB: 2 P: 14	R: 1 E: 0 K: 1 S: 7 H: 2 LOB: 1 BB: 0 P: 7	R: 0 E: 0 K: 1 S: 6 H: 1 LOB: 1 BB: 0 P: 6	R: 0 E: 0 K: 2 S: 7 H: 0 LOB: 0 BB: 0 P: 7	R: 0 E: 0 K: 1 S: 5 H: 0 LOB: 1 BB: 1 P: 9	R: 0 E: 0 K: 1 S: 5 H: 0 LOB: 0 BB: 0 P: 5	R: 0 E: 0 K: 1 S: 6 H: 1 LOB: 1 BB: 0 P: 6	R: 0 E: 0 K: 1 S: 5 H: 1 LOB: 0 BB: 0 P: 5	R: 1 E: 0 K: 1 S: 6 H: 1 LOB: 0 BB: 0 P: 6	1B: 5 2B: 0 3B: 0 HR: 2 SF: 0 SAC: 0 DP: 1 HBP: 0						

PITCHER	IP	WLS	BF	H	R	ER	SO	BB	IBB	HBP	BLK	WP	HR	S	P	ERA	WHIP
Phil Niekro, R (1, 1) ERA: 3.64	9.0	L	36	7	2	2	10	3	0	0	0	0	2	53	65	2.00	1.111

PITCHER	IP	WLS	BF	H	R	ER	SO	BB	IBB	HBP	BLK	WP	HR	S	P	ERA	WHIP

TOP

Montreal Expos @ Atlanta Braves

Atlanta-Fulton County Stadium, Atlanta, GA

Fri Aug 24 1979, 7:05 PM EDT
Att. 6,757 - Unknown - 75 F

livebaseballscorecards.com

AB	33
R	2
H	7
RBI	2
BB	3
SO	10
LOB	13

WP: 0	PB: 0	SB: 1	CS: 0
PA: 36			

Montreal Expos @ Atlanta Braves

Atlanta-Fulton County Stadium, Atlanta, GA

Fri Aug 24 1979, 7:05 PM EDT

Att. 6,757 - Unknown - 75 F

BOTTOM

Batter	1	2	3	4	5	6	7	8	9	AB	R	H	RBI	BB	SO	LOB
Jerry Royster, R (1, 4) OBP: 0.330, SLG: 0.331	6-3		F9			6-3		F8		4	0	0	0	0	0	1
Gary Matthews, R (1, 9) OBP: 0.372, SLG: 0.533	FC6-5, 2B		P6			G6-4-3, 1B		BBBBB, BB		3	0	2	0	1	0	0
Jeff Burroughs, R (1, 7) OBP: 0.345, SLG: 0.343	FC6-5, 1B; 2-3			1-3		G6-4-3; 1-2f		SSS, K		4	0	0	0	0	1	4
Bob Horner, R (1, 5) OBP: 0.353, SLG: 0.559	1-2, 1B			F7			4-3		P4	4	0	1	0	0	0	0
Dale Murphy, R (1, 3) OBP: 0.360, SLG: 0.485	G3			1B			FC4, 1B		G4-6-3, 1B	4	0	3	0	0	0	2
Barry Bonnell, R (1, 8) OBP: 0.307, SLG: 0.425		P4		F8			FC4; 1-2f		G4-6-3; 1-2f	3	0	0	0	0	0	2
Rowland Office, L (9, PH) OBP: 0.326, SLG: 0.340							S			1	0	0	0	0	0	1
Pepe Frias, R (1, 6) OBP: 0.309, SLG: 0.347		6-3			4-3		5-3, 1-2			3	0	0	0	0	0	1
Bruce Benedict, R (1, 2) OBP: 0.317, SLG: 0.269		F7			1-3			6-3, 1B		3	0	1	0	0	0	0
Phil Niekro, R (1, 1) OBP: 0.202, SLG: 0.229			5-3		P2			6-3; 1-2		3	0	0	0	0	0	1

Inning Stats	1	2	3	4	5	6	7	8	9
R	0	0	0	0	0	0	0	0	0
E	0	0	0	0	0	0	0	0	0
K	0	0	0	0	0	0	0	1	0
S	5	3	3	4	3	3	4	6	3
H	2	0	0	1	0	1	1	1	1
LOB	2	0	0	1	0	0	1	2	0
BB	0	0	0	0	0	0	0	1	0
P	5	3	3	4	3	3	4	10	3

	AB	R	H	RBI	BB	SO	LOB
AB	32						
R	0						
H	7						
RBI	0						
BB	1						
SO	1						
LOB	12						

	1B	SF	WP	PA
	6	0	0	33
	2B: 1	SAC: 0	PB: 0	
	3B: 0	DP: 2	SB: 1	
	HR: 0	HBP: 0	CS: 0	

livebaseballscorecards.com

PITCHER		IP	WLS	BF	H	R	ER	SO	BB	IBB	HBP	BLK	WP	HR	S	P	ERA	WHIP
Bill Lee, L (1, 1) ERA: 3.09		7.2	W	28	6	0	0	0	0	0	0	0	0	0	28	28	0.00	0.783
Elias Sosa, R (8, 1) ERA: 1.76		1.1	S	5	1	0	0	1	1	0	0	0	0	0	6	10	0.00	1.500

PITCHER	IP	WLS	BF	H	R	ER	SO	BB	IBB	HBP	BLK	WP	HR	S	P	ERA	WHIP

Batter	1	2	3	4	5	6	7	8	9	AB	R	H	RBI	BB	SO	LOB
Cesar Cedeno, R (1, 3) OBP: 0.364, SLG: 0.389	SH2-3 BLK 1B		2-H 2B		1-3		6-3			4	0	2	1	0	0	0
Craig Reynolds, L (1, 6) OBP: 0.296, SLG: 0.349	SH2-3 1-3		F9			PB BB 1B 1B		F5		3	1	1	0	0	0	1
Terry Puhl, L (1, 8) OBP: 0.355, SLG: 0.387	F5		4-3			BBBB 4-0 PB 1B 1-2 BB		SSS 0-3 K		3	1	0	0	1	1	2
Jeffrey Leonard, R (1, 9) OBP: 0.364, SLG: 0.368	SSS 0-3 K			1B 1B		SSS 0-3 K 1-2 2-3		CS 1B		4	0	2	0	0	2	3
Enos Cabell, R (1, 5) OBP: 0.292, SLG: 0.354		4-3		CS 1B 1-3		S 1B 2-H 3-H		CS 1-2	SSS 0-3 K	4	0	2	2	0	1	0
Jose Cruz, L (1, 7) OBP: 0.375, SLG: 0.428		SSS 0-3 K		SSS 0-3 K 1-2		F7 1-2			1-3	4	0	0	0	0	2	3
Alan Ashby, S (1, 2) OBP: 0.262, SLG: 0.280		F8		F7		SSS 0-3 K			SSS 0-3 K	4	0	0	0	0	2	2
Rafael Landestoy, S (1, 4) OBP: 0.291, SLG: 0.251			BBBB 4-0 SH2-3 2B BB		F7		F8			2	1	0	0	1	0	0
J.R. Richard, R (1, 1) OBP: 0.132, SLG: 0.189			SH2-3 1-2		SSS 0-3 K		L3			2	0	0	0	0	1	0
Inning Stats	R: 0 H: 1 E: 0 LOB: 1 K: 1 BB: 0 S: 6 P: 6	R: 0 H: 0 E: 0 LOB: 0 K: 1 BB: 0 S: 5 P: 5	R: 1 H: 1 E: 0 LOB: 1 K: 0 BB: 1 S: 4 P: 8	R: 0 H: 2 E: 0 LOB: 1 K: 1 BB: 0 S: 6 P: 6	R: 0 H: 0 E: 0 LOB: 0 K: 1 BB: 0 S: 5 P: 5	R: 2 H: 2 E: 0 LOB: 1 K: 2 BB: 1 S: 9 P: 13	R: 0 H: 0 E: 0 LOB: 0 K: 0 BB: 0 S: 3 P: 3	R: 0 H: 1 E: 0 LOB: 0 K: 1 BB: 0 S: 5 P: 5	R: 0 H: 0 E: 0 LOB: 0 K: 2 BB: 0 S: 7 P: 7	1B: 6 SF: 0 2B: 2 SAC: 2 3B: 0 DP: 1 HR: 0 HBP: 0						

TOP

Houston Astros @ Montreal Expos

Olympic Stadium, Montreal, QB

Mon Aug 27 1979, 7:05 PM EDT

Att. 30,410 - Unknown

livebaseballscorecards.com

AB	30
R	3
H	7
RBI	3
BB	2
SO	9
LOB	11

WP: 0 PA: 35
PB: 1
SB: 1
CS: 2

PITCHER		IP	WLS	BF	H	R	ER	SO	BB	IBB	HBP	BLK	WP	HR	S	P	ERA	WHIP
Rudy May, L ERA: 2.31	(1, 1)	5.0	L	19	4	1	1	4	1	0	0	1	0	0	26	30	1.80	1.000
Scott Sanderson, R ERA: 3.43	(6, 1)	2.0		9	2	2	1	2	1	0	0	0	0	0	12	16	4.50	1.500
Woodie Fryman, L ERA: 3.12	(8, 1)	2.0		6	1	0	0	3	0	0	0	0	0	0	12	12	0.00	0.500

PITCHER	IP	WLS	BF	H	R	ER	SO	BB	IBB	HBP	BLK	WP	HR	S	P	ERA	WHIP

BOTTOM

Houston Astros @ Montreal Expos

Olympic Stadium, Montreal, QB

Mon Aug 27 1979, 7:05 PM EDT

Att. 30,410 - Unknown

Batter	1	2	3	4	5	6	7	8	9	AB	R	H	RBI	BB	SO	LOB
Warren Cromartie, L (1, 7) OBP: 0.311, SLG: 0.403	BBBB 4-0 BB		SSS 0-3 ③ K			x 0-0 ① G3	x 0-0 ③ F7			3	0	0	0	1	1	2
Dave Cash, R (1, 4) OBP: 0.420, SLG: 0.447	BBBB 4-0 ① S 1-2 BB			x 0-0 ① 6-3		x 0-0 ② 4-3		x 0-0 ① 4-3		3	0	0	0	1	0	0
Andre Dawson, R (1, 8) OBP: 0.303, SLG: 0.457	SSS 0-3 ② K 1-2			SSS 0-3 ② K		H 1-0 BB HBP		SSS 0-3 ② K		3	0	0	0	0	3	1
Tony Perez, R (1, 3) OBP: 0.331, SLG: 0.451	SSS 0-3 ③ K			BBBB 4-0 BB		BBBB 4-0 1-2 BB		SSS 0-3 ③ K		2	0	0	0	2	2	1
Gary Carter, R (1, 2) OBP: 0.320, SLG: 0.461		x 0-0 ① 6-3		SSS 0-3 ③ K		x 0-0 ③ F7			x 0-0 1-3 1B	4	0	1	0	0	1	3
Ellis Valentine, R (1, 9) OBP: 0.305, SLG: 0.483		SSS 0-3 ② K			x 0-0 SH1-3 1B		BBBB 4-0 BB		x 0-0 ① 1-3 1-2	3	0	1	0	1	1	1
Larry Parrish, R (1, 5) OBP: 0.355, SLG: 0.521		SSS 0-3 ③ K			x 0-0 ① SH1-3 1-2		x 0-0 ① F8		x 0-0 ② 6-3	3	0	0	0	0	1	2
Chris Speier, R (1, 6) OBP: 0.305, SLG: 0.304			x 0-0 ① 4-3		SSS 0-3 ② K		x 0-0 ② F9		x 0-0 ③ F5	1	0	0	0	0	0	0
Tom Hutton, L (5, PH) OBP: 0.375, SLG: 0.386										1	0	0	0	0	1	1
Jim Mason, L (6, 6) OBP: 0.247, SLG: 0.242										2	0	0	0	0	0	2
Rudy May, L (1, 1) OBP: 0.231, SLG: 0.167			SSS 0-3 ② K		SSS 0-3 ③ K		BBBB 4-0 1-2 BB			1	0	0	0	0	1	0
Rusty Staub, L (5, PH) OBP: 0.337, SLG: 0.416										1	0	0	0	0	1	1
Scott Sanderson, R (6, 1) OBP: 0.190, SLG: 0.238										0	0	0	0	0	0	0
John Tamargo, S (7, PH) OBP: 0.278, SLG: 0.391										0	0	0	0	1	0	0
Woodie Fryman, R (8, 1)										0	0	0	0	0	0	0
Inning Stats	R: 0 E: 0 K: 2 S: 6 H: 0 LOB: 1 BB: 2 P: 14	R: 0 E: 0 K: 2 S: 7 H: 0 LOB: 0 BB: 0 P: 7	R: 0 E: 0 K: 2 S: 7 H: 0 LOB: 0 BB: 0 P: 7	R: 0 E: 0 K: 2 S: 7 H: 0 LOB: 1 BB: 1 P: 11	R: 0 E: 0 K: 2 S: 8 H: 1 LOB: 1 BB: 0 P: 8	R: 0 E: 0 K: 0 S: 3 H: 0 LOB: 2 BB: 1 P: 8	R: 0 E: 0 K: 0 S: 3 H: 0 LOB: 2 BB: 2 P: 11	R: 0 E: 0 K: 2 S: 7 H: 0 LOB: 0 BB: 0 P: 7	R: 0 E: 0 K: 0 S: 4 H: 1 LOB: 1 BB: 0 P: 4	1B: 2 2B: 0 3B: 0 HR: 0	SF: 0 SAC: 1 DP: 0 HBP: 1						

livebaseballscorecards.com

AB	27
R	0
H	2
RBI	0
BB	6
SO	12
LOB	14

PITCHER	IP	WLS	BF	H	R	ER	SO	BB	IBB	HBP	BLK	WP	HR	S	P	ERA	WHIP
J.R. Richard, R (1, 1) ERA: 3.07	9.0	W	35	2	0	0	12	6	0	1	0	0	0	52	77	0.00	0.889

PITCHER	IP	WLS	BF	H	R	ER	SO	BB	IBB	HBP	BLK	WP	HR	S	P	ERA	WHIP

Houston Astros @ Montreal Expos

Olympic Stadium, Montreal, QB

Tue Aug 28 1979, 7:05 PM EDT

Att. 30,513 - Unknown

TOP

livebaseballscorecards.com

Batter	1	2	3	4	5	6	7	8	9	AB	R	H	RBI	BB	SO	LOB
Cesar Cedeno, R (1, 3) OBP: 0.363, SLG: 0.387	K	6-3			SH1-4 1B		K			4	0	1	0	0	2	0
Craig Reynolds, L (1, 6) OBP: 0.294, SLG: 0.346	F9		F8		SH1-4 1-2			K		3	0	0	0	0	1	0
Terry Puhl, L (1, 8) OBP: 0.353, SLG: 0.384	2-3		1-6-3		K			K		4	0	0	0	0	2	1
Jose Cruz, L (1, 7) OBP: 0.374, SLG: 0.426		6-3	4-3		K			1B		4	0	1	0	0	1	1
Enos Cabell, R (1, 5) OBP: 0.294, SLG: 0.354		1B E HBP		2B 1B		6-3		K		3	2	1	0	0	1	1
Denny Walling, L (1, 9) OBP: 0.376, SLG: 0.482		1-3 E 1B		F8 FC 2B 1-H		F8			F7	4	2	2	1	0	0	0
Alan Ashby, S (1, 2) OBP: 0.259, SLG: 0.276		E6 HR 1-H 3-H		F8 2-3		4-3			K	4	1	0	1	0	1	1
Rafael Landestoy, S (1, 4) OBP: 0.290, SLG: 0.251		L7		FC CS 3-H			4-3		FC6-4 1B	4	0	1	1	0	0	1
Joaquin Andujar, S (1, 1) OBP: 0.121, SLG: 0.218				K 1-2			K		FC6-4 1-2f	3	1	1	2	0	2	1
Randy Niemann, L (7, 1) OBP: 0.188, SLG: 0.133										0	0	0	0	0	0	0
Art Howe, R (9, PH) OBP: 0.320, SLG: 0.366										1	0	0	0	0	0	1
Pete Ladd, R (9, 1)										0	0	0	0	0	0	0
Joe Sambito, L (9, 1) OBP: 0.545, SLG: 0.429		HR 1-H								0	0	0	0	0	0	0

	AB	34
	R	6
	H	7
	RBI	5
	BB	0
	SO	10
	LOB	7

Inning Stats	1	2	3	4	5	6	7	8	9	1B: 5	SF: 0	WP: 0	PA: 36
	R: 0 E: 0 K: 1 S: 5	H: 0 LOB: 0 BB: 0 P: 5	R: 4 E: 1 K: 0 S: 6	H: 2 LOB: 0 BB: 0 P: 7	R: 0 E: 0 K: 0 S: 3	H: 0 LOB: 0 BB: 0 P: 3	R: 2 E: 0 K: 1 S: 7	H: 2 LOB: 0 BB: 0 P: 7	R: 0 E: 0 K: 2 S: 8	H: 1 LOB: 1 BB: 0 P: 8	R: 0 E: 0 K: 0 S: 3	H: 0 LOB: 0 BB: 0 P: 3	R: 0 E: 0 K: 2 S: 7	H: 0 LOB: 0 BB: 0 P: 7	R: 0 E: 0 K: 3 S: 10	H: 1 LOB: 1 BB: 0 P: 10	R: 0 E: 0 K: 1 S: 6	H: 1 LOB: 1 BB: 0 P: 6	2B: 1 3B: 0 HR: 1	SAC: 1 DP: 0 HBP: 1	PB: 0 SB: 0 CS: 1	

PITCHER		IP	WLS	BF	H	R	ER	SO	BB	IBB	HBP	BLK	WP	HR	S	P	ERA	WHIP
Steve Rogers, R ERA: 2.86	(1, 1)	4.0		18	4	6	3	2	0	0	1	0	0	1	21	22	6.75	1.000
David Palmer, R ERA: 2.77	(5, 1)	5.0	W	18	3	0	0	8	0	0	0	0	0	0	34	34	0.00	0.600

PITCHER	IP	WLS	BF	H	R	ER	SO	BB	IBB	HBP	BLK	WP	HR	S	P	ERA	WHIP

Batter	1	2	3	4	5	6	7	8	9	AB	R	H	RBI	BB	SO	LOB
Rodney Scott, S (1, 6) OBP: 0.316, SLG: 0.285	4-3		2B 1B 1-2 2-3		6-3		4-3 1-3 1B		F9	5	1	2	0	0	0	3
Dave Cash, R (1, 4) OBP: 0.400, SLG: 0.423	F8		F5		G3-6-3 1B		4-3 1-2 3-H		F9	5	0	1	1	0	0	7
Warren Cromartie, L (1, 7) OBP: 0.311, SLG: 0.404	F7		1B 2B 1-H 2-H 3-H		G3-6-3 1-2f		G3		BB 1-2 2-3 3-H	4	1	1	4	1	0	2
Tony Perez, R (1, 3) OBP: 0.330, SLG: 0.449		1-3	FC6-4 2-H 1B			1-3		K		4	0	1	1	0	1	0
Gary Carter, R (1, 2) OBP: 0.317, SLG: 0.456		F8	FC6-4 1-2f			4-3		4-3		4	0	0	0	0	0	1
Ellis Valentine, R (1, 9) OBP: 0.303, SLG: 0.478		6-3		K		6-3		K		4	0	0	0	0	2	0
Larry Parrish, R (1, 5) OBP: 0.359, SLG: 0.529			BB 1B 1B 2B	L6			HR		BB 1B BB WP BB	3	3	2	1	1	0	0
Jerry White, S (1, 8) OBP: 0.385, SLG: 0.420			1B 2B 1-2	1B			1B 4-3		BB BB 1-2	3	2	3	0	1	0	0
Steve Rogers, R (1, 1) OBP: 0.182, SLG: 0.175			K	L9			B2		BB 1-2 2-3	1	0	0	0	0	1	2
John Tamargo, S (4, PH) OBP: 0.274, SLG: 0.385										1	0	0	0	0	0	1
David Palmer, R (5, 1) OBP: 0.111, SLG: 0.059										1	0	0	0	0	0	1
Tom Hutton, L (9, PH) OBP: 0.375, SLG: 0.386										0	0	0	0	0	0	0
Chris Speier, R (9, PH) OBP: 0.307, SLG: 0.304										0	0	0	0	1	0	0
Inning Stats	R: 0 E: 0 K: 0 S: 3 H: 0 LOB: 0 BB: 0 P: 3	R: 0 E: 0 K: 0 S: 3 H: 0 LOB: 0 BB: 0 P: 3	R: 4 E: 0 K: 1 S: 9 H: 4 LOB: 1 BB: 1 P: 13	R: 0 E: 0 K: 1 S: 6 H: 1 LOB: 1 BB: 0 P: 6	R: 0 E: 0 K: 0 S: 3 H: 1 LOB: 0 BB: 0 P: 3	R: 0 E: 0 K: 0 S: 3 H: 0 LOB: 0 BB: 0 P: 3	R: 2 E: 0 K: 0 S: 6 H: 3 LOB: 1 BB: 0 P: 6	R: 0 E: 0 K: 2 S: 7 H: 0 LOB: 0 BB: 0 P: 7	R: 1 E: 0 K: 0 S: 3 H: 1 LOB: 3 BB: 3 P: 15	1B: 8 2B: 1 3B: 0 HR: 1 SF: 0 SAC: 0 DP: 1 HBP: 0						

PITCHER		IP	WLS	BF	H	R	ER	SO	BB	IBB	HBP	BLK	WP	HR	S	P	ERA	WHIP
Joaquin Andujar, R ERA: 3.12	(1, 1)	6.2		29	9	6	6	2	1	0	0	0	0	1	32	36	8.10	1.500
Randy Niemann, L ERA: 3.64	(7, 1)	1.1		4	0	0	0	2	0	0	0	0	0	0	8	8	0.00	0.000
Pete Ladd, R ERA: 1.35	(9, 1)	0.0	L	2	1	1	1	0	1	0	0	0	1	0	1	5	∞	∞
Joe Sambito, L ERA: 1.45	(9, 1)	0.2		4	0	0	0	0	2	0	0	0	0	0	2	10	0.00	3.000

PITCHER	IP	WLS	BF	H	R	ER	SO	BB	IBB	HBP	BLK	WP	HR	S	P	ERA	WHIP

BOTTOM

Houston Astros @ Montreal Expos

Olympic Stadium, Montreal, QB

Tue Aug 28 1979, 7:05 PM EDT

Att. 30,513 - Unknown

livebaseballscorecards.com

AB	35
R	7
H	10
RBI	7
BB	4
SO	4
LOB	17

WP: 1 PA: 39
PB: 0
SB: 0
CS: 0

Batter	1	2	3	4	5	6	7	8	9	AB	R	H	RBI	BB	SO	LOB
Rafael Landestoy, S (1, 4) OBP: 0.283, SLG: 0.244	4-3	2-3			3-1 2-3		6-3		1-3	5	0	0	0	0	0	3
Jimmy Sexton, R (1, 6) OBP: 0.257, SLG: 0.188	6-3		F9		F8		1B		4-3	5	0	1	0	0	0	1
Terry Puhl, L (1, 8) OBP: 0.352, SLG: 0.383	FC6-4 1B		F9			F9	K			4	0	1	0	0	1	1
Cesar Cedeno, R (1, 3) OBP: 0.362, SLG: 0.388	FC6-4 1-2f		6-3			1B 1B 2B		F9		4	1	1	0	0	0	1
Enos Cabell, R (1, 5) OBP: 0.296, SLG: 0.354		F8		1-6-3		1B 2-3 1B		BBBB 5-3 2B BB		3	1	1	0	1	0	0
Jeffrey Leonard, R (1, 9) OBP: 0.363, SLG: 0.366		SSS K		5-3		1-2 3-H 1B		1-2 5-3		4	0	1	1	0	1	1
Jose Cruz, L (1, 7) OBP: 0.375, SLG: 0.429		1B 1B 1B		3-1		F6		2-H 2B		4	1	2	1	0	0	2
Alan Ashby, S (1, 2) OBP: 0.262, SLG: 0.278 Bruce Bochy, R (7, 2) OBP: 0.269, SLG: 0.286 Denny Walling, L (8, PH) OBP: 0.373, SLG: 0.478 Alan Knicely, R (8, 2)		1B 1-2 1B			BBBB 3-1 SH2-4 BB	6-3		SSS K		2 0 1 0	0 0 0 0	1 0 0 0	0 0 0 0	1 0 0 0	0 0 1 0	2 0 1 0
Joe Niekro, R (1, 1) OBP: 0.153, SLG: 0.159 Julio Gonzalez, R (7, PH) OBP: 0.271, SLG: 0.276 Rick Williams, R (7, 1) OBP: 0.310, SLG: 0.269 Craig Reynolds, L (9, PH) OBP: 0.294, SLG: 0.346		1-2 2-H 1B			SH2-4 1-2		SSS K		F6	1 1 0 1	0 0 0 0	1 0 0 0	1 0 0 0	0 0 0 0	0 1 0 0	0 0 0 0
Inning Stats	R: 0 E: 0 K: 0 S: 4 H: 1 LOB: 1 BB: 0 P: 4	R: 1 E: 0 K: 1 S: 8 H: 3 LOB: 2 BB: 0 P: 8	R: 0 E: 0 K: 0 S: 3 H: 0 LOB: 0 BB: 0 P: 3	R: 0 E: 0 K: 0 S: 3 H: 0 LOB: 0 BB: 0 P: 3	R: 0 E: 0 K: 0 S: 3 H: 0 LOB: 1 BB: 1 P: 7	R: 1 E: 0 K: 0 S: 6 H: 3 LOB: 2 BB: 0 P: 6	R: 0 E: 0 K: 2 S: 8 H: 1 LOB: 1 BB: 0 P: 8	R: 1 E: 0 K: 1 S: 6 H: 1 LOB: 1 BB: 1 P: 10	R: 0 E: 0 K: 0 S: 3 H: 0 LOB: 0 BB: 0 P: 3	1B: 7 2B: 2 3B: 0 HR: 0 SF: 0 SAC: 1 DP: 0 HBP: 0						

PITCHER		IP	WLS	BF	H	R	ER	SO	BB	IBB	HBP	BLK	WP	HR	S	P	ERA	WHIP
Bill Lee, L ERA: 3.07	(1, 1)	7.0	W	30	8	2	2	3	1	0	0	0	0	0	35	39	2.57	1.286
Elias Sosa, R ERA: 1.83	(8, 1)	2.0	S	8	1	1	1	1	1	0	0	0	0	0	9	13	4.50	1.000

PITCHER		IP	WLS	BF	H	R	ER	SO	BB	IBB	HBP	BLK	WP	HR	S	P	ERA	WHIP

Houston Astros @ Montreal Expos

Olympic Stadium, Montreal, QB

Wed Aug 29 1979, 7:05 PM EDT

Att. 25,064 - Unknown

TOP

livebaseballscorecards.com

AB	35
R	3
H	9
RBI	3
BB	2
SO	4
LOB	12

PA: 38

WP: 0
PB: 0
SB: 0
CS: 0

BOTTOM

Houston Astros @ Montreal Expos

Olympic Stadium, Montreal, QB

Wed Aug 29 1979, 7:05 PM EDT

Att. 25,064 - Unknown

Batter	1	2	3	4	5	6	7	8	9	AB	R	H	RBI	BB	SO	LOB
Warren Cromartie, L (1, 7) OBP: 0.313, SLG: 0.405	8-4 1-3 1B		4-3		4-3		1B 1B 1B			4	1	2	0	0	0	1
Dave Cash, R (1, 4) OBP: 0.390, SLG: 0.411	1-3 1-2			5-3		F3	1B 1-2			4	0	1	0	0	0	1
Andre Dawson, R (1, 8) OBP: 0.303, SLG: 0.456	8-4 2-3f			F8		K	G5-4-3 1-2 2-H			4	0	1	1	0	1	1
Tony Perez, R (1, 3) OBP: 0.332, SLG: 0.448		F4		WP BB		PB HR 1B	G5-4-3 1-2f			3	1	1	0	1	0	2
Gary Carter, R (1, 2) OBP: 0.318, SLG: 0.454		F4		FC5-4 1-2 BB		HR 1-2 BB		F7		2	1	0	0	2	0	0
Ellis Valentine, R (1, 9) OBP: 0.302, SLG: 0.483		K		FC5-4 1-2f		1-H 2-H HR		F3		4	1	1	3	0	1	2
Larry Parrish, R (1, 5) OBP: 0.360, SLG: 0.535			F8		HR	BB		F6		3	1	1	1	1	0	0
Chris Speier, R (1, 6) OBP: 0.307, SLG: 0.305			SH1-3 1B		F4	K2-3				3	0	1	0	0	1	1
Bill Lee, L (1, 1) OBP: 0.207, SLG: 0.207			SH1-3 1-2		K		G3			1	0	0	0	0	1	0
Jerry White, S (7, PH) OBP: 0.382, SLG: 0.416										1	0	0	0	0	0	0
Elias Sosa, R (8, 1) OBP: 0.250, SLG: 0.273										0	0	0	0	0	0	0
Inning Stats	R: 0 H: 1 E: 0 LOB: 0 K: 0 BB: 0 S: 3 P: 3	R: 0 H: 0 E: 0 LOB: 0 K: 1 BB: 0 S: 5 P: 5	R: 0 H: 1 E: 0 LOB: 1 K: 0 BB: 0 S: 4 P: 4	R: 0 H: 0 E: 0 LOB: 2 K: 0 BB: 2 S: 3 P: 11	R: 1 H: 1 E: 0 LOB: 0 K: 1 BB: 0 S: 6 P: 6	R: 3 H: 2 E: 0 LOB: 1 K: 2 BB: 2 S: 9 P: 17	R: 1 H: 3 E: 0 LOB: 1 K: 0 BB: 0 S: 5 P: 5	R: 0 H: 0 E: 0 LOB: 0 K: 0 BB: 0 S: 3 P: 3		1B: 6 SF: 0 2B: 1 SAC: 1 3B: 0 DP: 2 HR: 2 HBP: 0				WP: 1 PA: 34 PB: 1 SB: 0 CS: 0		

livebaseballscorecards.com

	AB	29
	R	5
	H	8
	RBI	5
	BB	4
	SO	4
	LOB	8

PITCHER		IP	WLS	BF	H	R	ER	SO	BB	IBB	HBP	BLK	WP	HR	S	P	ERA	WHIP
Joe Niekro, R ERA: 3.06	(1, 1)	6.0	L	26	5	4	4	4	4	0	0	0	1	2	30	46	6.00	1.500
Rick Williams, R ERA: 3.06	(7, 1)	2.0		8	3	1	1	0	0	0	0	0	0	0	8	8	4.50	1.500

PITCHER	IP	WLS	BF	H	R	ER	SO	BB	IBB	HBP	BLK	WP	HR	S	P	ERA	WHIP

Batter	1	2	3	4	5	6	7	8	9	10	AB	R	H	RBI	BB	SO	LOB
Dave Collins, S (1, 9) OBP: 0.369, SLG: 0.415	E 1B 1B	BB 1-2 2-3 BB		FC5-6 1-2f		1-3 1-2	1B 1-2 1B			F8	4	1	2	0	1	0	2
Paul Blair, R (9, 8) OBP: 0.213, SLG: 0.245											1	0	0	0	0	0	0
Joe Morgan, L (1, 4) OBP: 0.400, SLG: 0.391	E 1-2 1B	SF9 3-H		4-3		F9	1-3 2-H 1B			S BB	4	0	2	2	1	0	2
Dave Concepcion, R (1, 6) OBP: 0.351, SLG: 0.424	E6 1-2 2-H	1-2 2-3 BB			4-3	E5 2B 2-3	F9			L9 1-2	5	1	0	0	1	0	5
George Foster, R (1, 7) OBP: 0.400, SLG: 0.572	F8	K			1B 1B BB	1-H 3-H 2B		F3		BB	4	1	1	2	2	1	5
Johnny Bench, R (1, 2) OBP: 0.364, SLG: 0.441	F8		P3		1B 1-2 1B	6-3		F8		P4	6	0	1	0	0	0	5
Ray Knight, R (1, 5) OBP: 0.356, SLG: 0.440	K		K		F8		K	P6			5	0	0	0	0	3	4
Dan Driessen, L (1, 3) OBP: 0.324, SLG: 0.403		K	F9		1B 1-3 2-H		K		F8		5	0	1	1	0	2	0
Hector Cruz, R (1, 8) (9, 9) OBP: 0.341, SLG: 0.391		BB E SF9 BB		K	K		1B 2B		6-3		4	2	1	0	1	2	2
Fred Norman, S (1, 1) OBP: 0.241, SLG: 0.170		E1 BB BB 1-2		FC5-6 1B		E 1-3 2B BB	1B 1B 2-H 1B			K	2	0	1	0	0	0	1
Rick Auerbach, R (6, PH) OBP: 0.319, SLG: 0.321											0	1	0	0	1	0	0
Mario Soto, R (6, 1) OBP: 0.500, SLG: 0.500											1	1	1	1	0	0	0
Tom Hume, R (7, 1) OBP: 0.182, SLG: 0.186											1	0	0	0	0	1	0
Inning Stats	R: 1 E: 1 K: 1 S: 8 H: 2 LOB: 2 BB: 0 P: 8	R: 1 E: 1 K: 2 S: 8 H: 0 LOB: 3 BB: 3 P: 20	R: 0 E: 0 K: 1 S: 5 H: 0 LOB: 0 BB: 0 P: 5	R: 0 E: 0 K: 1 S: 6 H: 1 LOB: 1 BB: 0 P: 6	R: 1 E: 0 K: 1 S: 7 H: 2 LOB: 2 BB: 1 P: 11	R: 2 E: 1 K: 0 S: 5 H: 1 LOB: 1 BB: 1 P: 9	R: 2 E: 0 K: 2 S: 11 H: 4 LOB: 2 BB: 0 P: 11	R: 0 E: 0 K: 0 S: 3 H: 0 LOB: 0 BB: 0 P: 3	R: 0 E: 0 K: 1 S: 5 H: 0 LOB: 0 BB: 0 P: 5	R: 0 E: 0 K: 0 S: 3 H: 0 LOB: 2 BB: 2 P: 11	1B: 8 2B: 2 3B: 0 HR: 0 SF: 1 SAC: 0 DP: 0 HBP: 0						

PITCHER	IP	WLS	BF	H	R	ER	SO	BB	IBB	HBP	BLK	WP	HR	S	P	ERA	WHIP
Dan Schatzeder, L (1, 1) ERA: 2.98	1.2		12	2	2	0	2	3	0	0	0	0	0	13	25	0.00	3.000
Stan Bahnsen, R (2, 1) ERA: 3.26	3.1		14	3	1	1	4	1	0	0	0	0	0	21	25	2.70	1.200
Rudy May, L (6, 1) ERA: 2.27	1.0		6	1	2	0	0	1	0	0	0	0	0	5	9	0.00	2.000
Elias Sosa, R (7, 1) ERA: 2.0	2.0		10	4	2	2	2	0	0	0	0	0	0	14	14	9.00	2.000
Woodie Fryman, L (9, 1) ERA: 2.98	2.0	W	8	0	0	0	1	2	0	0	0	0	0	8	16	0.00	1.000

PITCHER	IP	WLS	BF	H	R	ER	SO	BB	IBB	HBP	BLK	WP	HR	S	P	ERA	WHIP

TOP

Cincinnati Reds @ Montreal Expos

Olympic Stadium, Montreal, QB

Fri Aug 31 1979, 7:05 PM EDT
Att. 34,820 - Unknown

livebaseballscorecards.com

AB	42
R	7
H	10
RBI	6
BB	7
SO	9
LOB	26

Batter	1	2	3	4	5	6	7	8	9	10	AB	R	H	RBI	BB	SO	LOB
Warren Cromartie, L (1, 7) OBP: 0.314, SLG: 0.410	5-3		G3		PB 2B 1B		HR	F7			5	2	2	1	0	0	1
Dave Cash, R (1, 4) OBP: 0.422, SLG: 0.500	FC 3B		L7		1-H HR 2B		BBB 4-0 FC6-4 BB		3B 2B		4	3	3	1	1	0	0
Andre Dawson, R (1, 8) OBP: 0.304, SLG: 0.465	FC 1B 3-H		SSS 0-3 K		2-H HR		FC6-4 1B 1-2f		SF7 3B 2-H		5	2	2	4	0	1	1
Tony Perez, R (1, 3) OBP: 0.330, SLG: 0.443	P5			BBB 4-0 1B BB	6-3		P4		6-3		4	0	0	0	1	0	3
Gary Carter, R (1, 2) OBP: 0.319, SLG: 0.454	1-3 1B			F9	P4		1-3 1B		SF7 3-H		4	0	2	1	0	0	1
Ellis Valentine, R (1, 9) OBP: 0.299, SLG: 0.478	SSS 0-3 K			0-0 F9		SSS 0-3 K	0-3 K2-3		0-0 5-3		5	0	0	0	0	3	5
Larry Parrish, R (1, 5) OBP: 0.363, SLG: 0.538		0-0 F8		1-2 1B		9-6 S 1B		1-3	1B 2B		5	1	3	0	0	0	0
Chris Speier, R (1, 6) OBP: 0.307, SLG: 0.303 Tom Hutton, L (8, PH) OBP: 0.370, SLG: 0.380 Jim Mason, L (9, 6) OBP: 0.243, SLG: 0.239		SSS 0-3 K		0-0 6-3		BBB 4-0 1-2 BB		0-0 F7	0-0 B3-4		2 1 1	0 0 0	0 0 0	0 0 0	1 0 0	1 0 0	2 0 1
Dan Schatzeder, L (1, 1) OBP: 0.286, SLG: 0.308 Stan Bahnsen, R (2, 1) OBP: 0.333, SLG: 0.444 Jerry White, S (5, PH) OBP: 0.370, SLG: 0.412 Rudy May, L (6, 1) OBP: 0.261, SLG: 0.167 Rusty Staub, R (8, PH) OBP: 0.333, SLG: 0.474 Elias Sosa, R (7, 1) OBP: 0.250, SLG: 0.273 John Tamargo, S (8, PH) OBP: 0.000, SLG: 0.000 Woodie Fryman, R (9, 1) Rodney Scott, S (10, PH) OBP: 0.471, SLG: 0.667		SSS 0-3 K			0-0 F7	0-0 9-6 2-3f		0-0 1B	0-0 2-H 1B		0 1 1 0 1 0 0 1 0 1	0 0 0 0 0 0 0 0 1 1	0 1 0 0 0 0 0 0 0 1	0 0 0 0 0 0 0 1 0 1	0 0 0 0 0 0 0 0 0 1	0 1 0 0 0 0 0 0 0 0	0 0 0 0 2 0 0 0 0 0
Inning Stats	R: 1 H: 2 E: 0 LOB: 2 K: 1 BB: 0 S: 8 P: 8	R: 0 H: 0 E: 0 LOB: 0 K: 2 BB: 0 S: 7 P: 7	R: 0 H: 0 E: 0 LOB: 0 K: 1 BB: 0 S: 5 P: 5	R: 0 H: 1 E: 0 LOB: 2 K: 0 BB: 1 S: 4 P: 8	R: 3 H: 3 E: 0 LOB: 0 K: 0 BB: 0 S: 6 P: 6	R: 0 H: 1 E: 0 LOB: 1 K: 1 BB: 1 S: 5 P: 9	R: 1 H: 2 E: 0 LOB: 2 K: 1 BB: 1 S: 7 P: 11	R: 0 H: 1 E: 0 LOB: 1 K: 0 BB: 0 S: 4 P: 4	R: 2 H: 2 E: 0 LOB: 0 K: 0 BB: 0 S: 5 P: 5	R: 1 H: 2 E: 0 LOB: 1 K: 0 BB: 0 S: 3 P: 3	1B: 7 SF: 1 2B: 4 SAC: 0 3B: 2 DP: 1 HR: 2 HBP: 0						

PITCHER		IP	WLS	BF	H	R	ER	SO	BB	IBB	HBP	BLK	WP	HR	S	P	ERA	WHIP
Fred Norman, L ERA: 3.56	(1, 1)	5.0		23	6	4	4	4	1	0	0	0	0	1	30	34	7.20	1.400
Mario Soto, R ERA: 5.87	(6, 1)	1.0		6	2	1	1	1	2	0	0	0	0	0	6	14	9.00	4.000
Tom Hume, R ERA: 2.85	(7, 1)	3.1	L	16	6	3	3	1	0	0	0	0	0	0	18	18	8.10	1.800

PITCHER		IP	WLS	BF	H	R	ER	SO	BB	IBB	HBP	BLK	WP	HR	S	P	ERA	WHIP

Cincinnati Reds @ Montreal Expos

Olympic Stadium, Montreal, QB

Fri Aug 31 1979, 7:05 PM EDT
Att. 34,820 - Unknown

BOTTOM

livebaseballscorecards.com

AB	41
R	8
H	14
RBI	8
BB	3
SO	6
LOB	16

WP: 0 PA: 45
PB: 1
SB: 1
CS: 0

Cincinnati Reds @ Montreal Expos

Olympic Stadium, Montreal, QB

Sat Sep 01 1979, 7:05 PM EDT

Att. 42,752 - Unknown

TOP

livebaseballscorecards.com

Batter	1	2	3	4	5	6	7	8	9	AB	R	H	RBI	BB	SO	LOB
Dave Collins, S (1, 9) OBP: 0.368, SLG: 0.413	K		4-3		1B		L4			4	0	1	0	0	1	0
Junior Kennedy, R (1, 4) OBP: 0.354, SLG: 0.318	E 2B 1B		K		K			F3		4	1	1	0	0	2	3
Dave Concepcion, R (1, 6) OBP: 0.348, SLG: 0.421	K 1-3			6-3	F9			2-3		4	0	0	0	0	1	4
George Foster, R (1, 7) OBP: 0.401, SLG: 0.577	1B 2B 3-H			2B		F7		F9		4	0	2	1	0	0	0
Johnny Bench, R (1, 2) OBP: 0.365, SLG: 0.450	1B 2-H			P5		HR			5-3	4	1	2	1	0	0	1
Dan Driessen, L (1, 3) OBP: 0.323, SLG: 0.400		4-3		F7		BB G5-4-3			F2	3	0	0	0	1	0	1
Ray Knight, R (1, 5) OBP: 0.353, SLG: 0.436		5-3			F2	G5-4-3 1-2f			F7	4	0	0	0	0	0	1
Cesar Geronimo, L (1, 8) OBP: 0.326, SLG: 0.354		6-3			1B 1B 1B		G6-4-3 1B			3	0	2	0	0	0	0
Tom Seaver, R (1, 1) OBP: 0.180, SLG: 0.328			F7		1B 1B 1-2		G6-4-3 1-2f			0	0	0	0	0	0	0
Manny Sarmiento, R (2, 1)										1	0	0	0	0	0	0
Rick Auerbach, R (5, PH) OBP: 0.326, SLG: 0.329										1	0	1	0	0	0	0
Mario Soto, R (5, 1) OBP: 0.500, SLG: 0.500										0	0	0	0	0	0	0
Harry Spilman, L (7, PH) OBP: 0.380, SLG: 0.333										1	0	0	0	0	0	1
Dave Tomlin, L (7, 1) OBP: 0.500, SLG: 0.500										0	0	0	0	0	0	0

	AB	33
	R	2
	H	9
	RBI	2
	BB	1
	SO	4
	LOB	11

Inning Stats	1	2	3	4	5	6	7	8	9
	R: 1 E: 1 K: 2 S: 9	R: 0 E: 0 K: 0 S: 3	R: 0 E: 0 K: 1 S: 5	R: 0 E: 0 K: 0 S: 4	R: 0 E: 0 K: 1 S: 8	R: 1 E: 0 K: 0 S: 3	R: 0 E: 0 K: 0 S: 3	R: 0 E: 0 K: 0 S: 3	R: 0 E: 0 K: 0 S: 3
	H: 3 LOB: 2 BB: 0 P: 9	H: 0 LOB: 0 BB: 0 P: 3	H: 0 LOB: 0 BB: 0 P: 5	H: 1 LOB: 1 BB: 0 P: 4	H: 3 LOB: 3 BB: 0 P: 8	H: 1 LOB: 0 BB: 1 P: 7	H: 1 LOB: 0 BB: 0 P: 3	H: 0 LOB: 0 BB: 0 P: 3	H: 0 LOB: 0 BB: 0 P: 3

	1B	6	SF	0	WP	0	PA	34
	2B	2	SAC	0	PB	0		
	3B	0	DP	2	SB	0		
	HR	1	HBP	0	CS	0		

PITCHER	IP	WLS	BF	H	R	ER	SO	BB	IBB	HBP	BLK	WP	HR	S	P	ERA	WHIP
David Palmer, R (1, 1) ERA: 2.69	9.0	W	34	9	2	2	4	1	0	0	0	0	1	41	45	2.00	1.111

PITCHER	IP	WLS	BF	H	R	ER	SO	BB	IBB	HBP	BLK	WP	HR	S	P	ERA	WHIP

Batter	1	2	3	4	5	6	7	8	9	AB	R	H	RBI	BB	SO	LOB
Warren Cromartie, L (1, 7) OBP: 0.318, SLG: 0.415	WP 1B 3B 1B	1B 1-2 3B 1B		G6-4-3 1B		2-H 1B				4	2	4	0	0	0	0
Dave Cash, R (1, 4) OBP: 0.412, SLG: 0.484	F7	1-2 2-3 3B 1B		G6-4-3 1-2f			F8			4	1	1	0	0	0	2
Andre Dawson, R (1, 8) OBP: 0.303, SLG: 0.467	K	1-H 2-H 3-H SF6 3B			F9		6-3			4	1	1	3	0	1	1
Rusty Staub, L (1, 3) OBP: 0.338, SLG: 0.420	WP 1-2 3B 1B	SF6 3-H			2B		K			3	1	2	1	0	1	0
Gary Carter, R (1, 2) OBP: 0.319, SLG: 0.451	1-2 2-3 3B BB	F8						P6		3	1	0	0	1	0	1
Ellis Valentine, R (1, 9) OBP: 0.300, SLG: 0.485	1-H 2-H 3-H 3B	P5			K			L6-4 2B		4	0	2	3	0	1	1
Larry Parrish, R (1, 5) OBP: 0.362, SLG: 0.534	F8	F8				6-3		IBB		3	0	0	0	1	0	1
Jim Mason, L (1, 6) OBP: 0.256, SLG: 0.282		FC1-5 2B			K	1B 2B		L6-4 2-3		4	0	2	0	0	1	2
David Palmer, R (1, 1) OBP: 0.095, SLG: 0.050		FC1-5 1B 1B 3B 2-3		K		K				3	1	0	0	0	2	2
Inning Stats	R: 3 E: 0 K: 1 S: 8 H: 3 LOB: 1 BB: 1 P: 12	R: 4 E: 0 K: 0 S: 7 H: 4 LOB: 0 BB: 0 P: 7	R: 0 E: 0 K: 1 S: 5 H: 0 LOB: 0 BB: 0 P: 5	R: 0 E: 0 K: 1 S: 5 H: 1 LOB: 0 BB: 0 P: 5	R: 0 E: 0 K: 1 S: 6 H: 1 LOB: 1 BB: 0 P: 6	R: 0 E: 0 K: 1 S: 6 H: 2 LOB: 2 BB: 0 P: 6	R: 0 E: 0 K: 1 S: 5 H: 0 LOB: 0 BB: 0 P: 5	R: 0 E: 0 K: 0 S: 3 H: 1 LOB: 1 BB: 1 P: 7		1B: 6 2B: 5 3B: 2 HR: 0	SF: 1 SAC: 0 DP: 2 HBP: 0			WP: 1 PB: 0 SB: 0 CS: 0	PA: 35		

Cincinnati Reds @ Montreal Expos

Olympic Stadium, Montreal, QB

Sat Sep 01 1979, 7:05 PM EDT

Att. 42,752 - Unknown

BOTTOM

livebaseballscorecards.com

AB	32
R	7
H	12
RBI	7
BB	2
SO	6
LOB	10

PITCHER		IP	WLS	BF	H	R	ER	SO	BB	IBB	HBP	BLK	WP	HR	S	P	ERA	WHIP
Tom Seaver, R ERA: 3.34	(1, 1)	1.1	L	12	7	7	7	1	1	0	0	0	1	0	13	17	47.25	6.000
Manny Sarmiento, R ERA: 6.58	(2, 1)	2.2		8	1	0	0	2	0	0	0	0	0	0	12	12	0.00	0.375
Mario Soto, R ERA: 5.4	(5, 1)	2.0		8	3	0	0	2	0	0	0	0	0	0	12	12	0.00	1.500
Dave Tomlin, L ERA: 2.61	(7, 1)	2.0		7	1	0	0	1	0	1	0	0	0	0	8	12	0.00	0.500

PITCHER	IP	WLS	BF	H	R	ER	SO	BB	IBB	HBP	BLK	WP	HR	S	P	ERA	WHIP

Batter	1	2	3	4	5	6	7	8	9	AB	R	H	RBI	BB	SO	LOB
Dave Collins, S (1, 9) OBP: 0.370, SLG: 0.417	S S S 0-3 ① K			S S S 0-3 ① K		x 0-0 FC5 2-H 2B		x 0-0 FC5-4 1-2 1B		4	0	2	1	0	2	0
Junior Kennedy, R (1, 4) OBP: 0.348, SLG: 0.312	x 0-0 ② 5-3			x 0-0 ② 6-3		x 0-0 ② 6-3		x 0-0 ③ FC5-4 1-2f		4	0	0	0	0	0	3
Dave Concepcion, R (1, 6) OBP: 0.348, SLG: 0.419 Dave Tomlin, L (6, 1) OBP: 0.500, SLG: 0.500 Rick Auerbach, R (9, PH) OBP: 0.323, SLG: 0.325	x 0-0 ③ 5-3			B B B B 4-0 S BB		x 0-0 ③ FC5 2-3		x 0-0 ① F7		2 0 1	0 0 0	0 0 0	0 0 0	1 0 0	0 0 0	1 0 0
George Foster, R (1, 7) OBP: 0.398, SLG: 0.572 Hector Cruz, R (8, 7) OBP: 0.339, SLG: 0.388		x 0-0 ① 6-3		S S S 0-3 ③ K 1-2			x 0-0 ① 6-3	x 0-0 ② P4		3 1	0 0	0 0	0 0	0 0	1 0	1 0
Dan Driessen, L (1, 3) OBP: 0.323, SLG: 0.398 Harry Spilman, L (7, 3) OBP: 0.373, SLG: 0.326		S S S 0-3 ② K			x 0-0 ① F8		B B B B 4-0 G6-4-3 BB	x 0-0 ③ L9		2 1	0 0	0 0	0 0	1 0	1 0	0 0
Ray Knight, R (1, 5) OBP: 0.351, SLG: 0.433		x 0-0 ③ F8			x 0-0 ② 5-3		x 0-0 ② ③ G6-4-3 1-2f			3	0	0	0	0	0	1
Cesar Geronimo, L (1, 8) OBP: 0.323, SLG: 0.351			S S S 0-3 ① K2-3		x 0-0 ③			x 0-0 ① F8		3	0	0	0	0	1	0
Vic Correll, R (1, 2) OBP: 0.316, SLG: 0.361			x 0-0 ②			x 0-0 2B 2B		x 0-0 FC6-4 1B		3	1	2	0	0	0	0
Michael LaCoss, R (1, 1) OBP: 0.176, SLG: 0.154 Paul Moskau, R (1, 1) OBP: 0.103, SLG: 0.108 Manny Sarmiento, R (2, 1) Paul Blair, R (6, PH) OBP: 0.212, SLG: 0.243 Ron Oester, S (6, 6)			x 0-0 ③ 6-3			x 0-0 ① 5-3		x 0-0 ② FC6-4 1B 1-2f		0 0 1 1 1	0 0 0 0 0	0 0 0 0 0	0 0 0 0 0	0 0 0 0 0	0 0 0 1 1	0 0 0 1 1
Inning Stats	R: 0 H: 0 E: 0 LOB: 0 K: 1 BB: 0 S: 5 P: 5	R: 0 H: 0 E: 0 LOB: 0 K: 1 BB: 0 S: 5 P: 5	R: 0 H: 0 E: 0 LOB: 0 K: 1 BB: 0 S: 5 P: 5	R: 0 H: 0 E: 0 LOB: 1 K: 2 BB: 1 S: 7 P: 11	R: 0 H: 0 E: 0 LOB: 0 K: 0 BB: 0 S: 3 P: 3	R: 1 H: 2 E: 0 LOB: 1 K: 0 BB: 0 S: 5 P: 5	R: 0 H: 0 E: 0 LOB: 0 K: 0 BB: 1 S: 2 P: 6	R: 0 H: 2 E: 0 LOB: 2 K: 0 BB: 0 S: 5 P: 5	R: 0 H: 0 E: 0 LOB: 0 K: 0 BB: 0 S: 3 P: 3	1B: 2 SF: 0 2B: 2 SAC: 0 3B: 0 DP: 1 HR: 0 HBP: 0						WP: 0 PA: 32 PB: 0 SB: 1 CS: 0

PITCHER	IP	WLS	BF	H	R	ER	SO	BB	IBB	HBP	BLK	WP	HR	S	P	ERA	WHIP
Steve Rogers, R (1, 1) ERA: 2.78	9.0	W	32	4	1	1	5	2	0	0	0	0	0	40	48	1.00	0.667

PITCHER	IP	WLS	BF	H	R	ER	SO	BB	IBB	HBP	BLK	WP	HR	S	P	ERA	WHIP

TOP

Cincinnati Reds @ Montreal Expos

Olympic Stadium, Montreal, QB

Sun Sep 02 1979, 3:33 AM EDT

Att. 41,096 - Unknown

livebaseballscorecards.com

AB	30
R	1
H	4
RBI	1
BB	2
SO	5
LOB	8

Cincinnati Reds @ Montreal Expos

Olympic Stadium, Montreal, QB

Sun Sep 02 1979, 3:33 AM EDT

Att. 41,096 - Unknown

BOTTOM

livebaseballscorecards.com

Batter	1	2	3	4	5	6	7	8	9	AB	R	H	RBI	BB	SO	LOB
Warren Cromartie, L (1, 7) OBP: 0.321, SLG: 0.417	1B S 1B 1B 1-3 1B	0-0 PB 1-2 1B		0-0 ③ F7			0-0 ② 1-3			5	1	3	0	0	0	0
Dave Cash, R (1, 4) OBP: 0.397, SLG: 0.464	1-3 E 1B P5	0-0 ③ 1-3 1-2 2-3			0-0 ① 5-3		0-0 ③ 4-3			5	1	1	0	0	0	4
Andre Dawson, R (1, 8) OBP: 0.304, SLG: 0.473	0-0 E3 1B 2-H 3-H 1B	0-0 HR	SSS 0-3 ① K		0-0 ② F9			SSS 0-3 ① K		5	2	2	2	0	2	0
Tony Perez, R (1, 3) OBP: 0.333, SLG: 0.448	0-0 1B 1B 1B 2-H 1B	0-0 3B 1B	0-0 ② F9		0-0 ③			0-0 1B 2B 2B		5	3	3	1	0	0	0
Gary Carter, R (1, 2) OBP: 0.324, SLG: 0.459	0-0 1B 1B G6-4-3 1-2 1B	0-0 2B 1-H 3B	H 1-0 1B HBP			0-0 ① 6-3		0-0 2B 2-3 1B		4	3	3	1	0	0	0
Ellis Valentine, R (1, 9) OBP: 0.304, SLG: 0.487 Jerry White, S (6, PR) (7, 9) OBP: 0.376, SLG: 0.409	0-0 G6-4-3 1B 1-2 2-3 1B	0-0 ① L5	0-0 1-2 1B			0-0 2-3 1B		SSS 0-3 ② K		4 1	1 0	3 0	0 0	0 0	0 1	1 2
Larry Parrish, R (1, 5) OBP: 0.363, SLG: 0.536 Ken Macha, R (7, 5) OBP: 0.316, SLG: 0.371	0-0 G6-4-3 1-2 2-3 3-H 1B	0-0 1B 3-H 2B	0-0 ③ F5			0-0 ② 2-3 1-2		0-0 1B 1-H 3-H 2B		4 1	1 1	2 1	2 2	0 0	0 0	3 0
Chris Speier, R (1, 6) OBP: 0.306, SLG: 0.301	0-0 ① ② G6-4-3 1-2f 2-3 3-H	SSS 0-3 ② K		0-0 ① 1-3		0-0 ③ 4-3		0-0 2-H 1B		5	0	1	1	0	1	5
Steve Rogers, R (1, 1) OBP: 0.197, SLG: 0.191	0-0 1B 3-H 1B	0-0 PB 1B 2-H 1B		0-0 ② P4			0-0 ① 4-3	SSS 0-3 ③ K		5	0	2	2	0	1	1
Inning Stats	R: 6 E: 1 K: 0 S: 11 H: 9 LOB: 2 BB: 0 P: 11	R: 4 E: 0 K: 1 S: 11 H: 6 LOB: 2 BB: 0 P: 11	R: 0 E: 0 K: 1 S: 6 H: 1 LOB: 2 BB: 0 P: 7	R: 0 E: 0 K: 0 S: 3 H: 0 LOB: 0 BB: 0 P: 3	R: 0 E: 0 K: 0 S: 3 H: 0 LOB: 0 BB: 0 P: 3	R: 0 E: 0 K: 0 S: 4 H: 1 LOB: 2 BB: 0 P: 4	R: 0 E: 0 K: 0 S: 3 H: 0 LOB: 0 BB: 0 P: 3	R: 3 E: 0 K: 3 S: 13 H: 4 LOB: 1 BB: 0 P: 13		1B: 16 2B: 3 3B: 1 HR: 1		SF: 0 SAC: 0 DP: 1 HBP: 1		WP: 0 PB: 1 SB: 1 CS: 0		PA: 45

	AB	44
	R	13
	H	21
	RBI	11
	BB	0
	SO	5
	LOB	16

PITCHER		IP	WLS	BF	H	R	ER	SO	BB	IBB	HBP	BLK	WP	HR	S	P	ERA	WHIP
Michael LaCoss, R ERA: 3.1	(1, 1)	0.0	L	7	7	6	6	0	0	0	0	0	0	0	7	7	∞	∞
Paul Moskau, R ERA: 3.89	(1, 1)	1.0		7	5	3	3	0	0	0	0	0	0	1	7	7	27.00	5.000
Manny Sarmiento, R ERA: 6.0	(2, 1)	4.0		17	4	1	1	2	0	0	1	0	0	0	20	21	2.25	1.000
Dave Tomlin, L ERA: 2.98	(6, 1)	3.0		14	5	3	3	3	0	0	0	0	0	0	20	20	9.00	1.667

PITCHER		IP	WLS	BF	H	R	ER	SO	BB	IBB	HBP	BLK	WP	HR	S	P	ERA	WHIP

Batter	1	2	3	4	5	6	7	8	9	AB	R	H	RBI	BB	SO	LOB
Gil Flores, R (1, 9) OBP: 0.259, SLG: 0.237	K	F8			BB G6-4-3			E4 F8 1B		3	0	0	0	1	1	1
Frank Taveras, R (1, 6) OBP: 0.292, SLG: 0.337	2B 1B		K		G6-4-3 1-2f			1-2 1B		4	1	2	0	0	1	1
Lee Mazzilli, S (1, 8) OBP: 0.397, SLG: 0.457	S 1B 1-H 2B		F7		5-3			F8 2-3		4	1	1	1	0	0	2
John Stearns, R (1, 3) OBP: 0.318, SLG: 0.370	K 2-3		BB			5-3		F7		3	0	0	0	1	1	3
Joel Youngblood, R (1, 7) OBP: 0.347, SLG: 0.466	1B 3-H		K			5-3		6-3		4	0	1	1	0	1	3
Elliott Maddox, R (1, 5) OBP: 0.347, SLG: 0.328	6-3			K		6-3			K	4	0	0	0	0	2	1
Alex Trevino, R (1, 2) OBP: 0.360, SLG: 0.359		6-3		2B			K		F9	4	0	1	0	0	1	0
Doug Flynn, R (1, 4) OBP: 0.279, SLG: 0.338		SH1-4 1B		F8			F8		F8	4	0	1	0	0	0	1
Ray Burris, R (1, 1) OBP: 0.286, SLG: 0.167		SH1-4 1-2		K			F9			1	0	0	0	0	1	1
Ed Kranepool, L (7, PH) OBP: 0.300, SLG: 0.298										1	0	0	0	0	0	0
Tom Hausman, R (7, 1) OBP: 0.158, SLG: 0.158										0	0	0	0	0	0	0

TOP

New York Mets @ Montreal Expos

Olympic Stadium, Montreal, QB

Mon Sep 03 1979, 3:33 AM EDT

Unknown

livebaseballscorecards.com

	AB	R	H	RBI	BB	SO	LOB
	32	2	6	2	2	8	13

Inning Stats	1	2	3	4	5	6	7	8	9
	R: 2 E: 0 K: 2 S: 10	R: 0 E: 0 K: 0 S: 4	R: 0 E: 0 K: 2 S: 7	R: 0 E: 0 K: 2 S: 8	R: 0 E: 0 K: 0 S: 2	R: 0 E: 0 K: 0 S: 3	R: 0 E: 0 K: 1 S: 5	R: 0 E: 1 K: 0 S: 5	R: 0 E: 0 K: 1 S: 5
	H: 3 LOB: 1 BB: 0 P: 10	H: 1 LOB: 1 BB: 0 P: 4	H: 0 LOB: 1 BB: 1 P: 11	H: 1 LOB: 1 BB: 0 P: 8	H: 0 LOB: 0 BB: 1 P: 6	H: 0 LOB: 0 BB: 0 P: 3	H: 0 LOB: 0 BB: 0 P: 5	H: 1 LOB: 2 BB: 0 P: 5	H: 0 LOB: 0 BB: 0 P: 5

	1B	SF	WP	PA
	4	0	0	35
	2B: 2	SAC: 1	PB: 0	
	3B: 0	DP: 1	SB: 1	
	HR: 0	HBP: 0	CS: 0	

PITCHER	IP	WLS	BF	H	R	ER	SO	BB	IBB	HBP	BLK	WP	HR	S	P	ERA	WHIP
Bill Lee, L (1, 1) ERA: 3.09	5.0	W	21	5	2	2	6	2	0	0	0	0	0	31	39	3.60	1.400
Stan Bahnsen, R (6, 1) ERA: 3.1	4.0	S	14	1	0	0	2	0	0	0	0	0	0	18	18	0.00	0.250

PITCHER	IP	WLS	BF	H	R	ER	SO	BB	IBB	HBP	BLK	WP	HR	S	P	ERA	WHIP

New York Mets @ Montreal Expos

Olympic Stadium, Montreal, QB

Mon Sep 03 1979, 3:33 AM EDT

Unknown

livebaseballscorecards.com

BOTTOM

Batter	1	2	3	4	5	6	7	8	9	AB	R	H	RBI	BB	SO	LOB
Warren Cromartie, L (1, 7) OBP: 0.323, SLG: 0.417	F9	K			1B		FC3-6 1B	IBB		4	0	2	0	1	1	1
Dave Cash, R (1, 4) OBP: 0.397, SLG: 0.473	FC5-4 1B	1-H 2B			F8		FC3-6 1-2f HR	F2		5	1	2	0	0	0	4
Andre Dawson, R (1, 8) OBP: 0.306, SLG: 0.479	FC5-4 PB 1-2f 1B		K		FC5-4 1-3 1B		1-H HR			4	2	2	2	0	1	1
Tony Perez, R (1, 3) OBP: 0.333, SLG: 0.446	1-H HR 1B		K		FC5-4 1-2f		1-3			4	1	1	1	0	1	2
Gary Carter, R (1, 2) OBP: 0.323, SLG: 0.464	1-H HR		K			F4-3	6-3			4	1	1	2	0	1	0
Ellis Valentine, R (1, 9) OBP: 0.304, SLG: 0.485	F4			F7		1-3 1B		F8		4	0	1	0	0	0	0
Larry Parrish, R (1, 5) OBP: 0.364, SLG: 0.541		E 2B		5-3		1-3 1-2		2B		4	2	2	0	0	0	1
Chris Speier, R (1, 6) OBP: 0.311, SLG: 0.308		E1 FC1-5 2-H 1B		6-3		IBB		2-H 2B		3	0	2	1	1	0	0
Bill Lee, L (1, 1) OBP: 0.203, SLG: 0.203		FC1-5 2-3 2B			F7	G3		5-3		1	0	0	0	0	0	1
Jerry White, S (5, PH) OBP: 0.373, SLG: 0.405										1	0	0	0	0	0	0
Stan Bahnsen, R (6, 1) OBP: 0.091, SLG: 0.364										2	0	0	0	0	0	3
Inning Stats	R: 3 H: 3 E: 0 LOB: 0 K: 0 BB: 0 S: 6 P: 6	R: 1 H: 3 E: 1 LOB: 2 K: 1 BB: 0 S: 7 P: 7	R: 0 H: 0 E: 0 LOB: 0 K: 3 BB: 0 S: 9 P: 9	R: 0 H: 0 E: 0 LOB: 0 K: 0 BB: 0 S: 3 P: 3	R: 0 H: 2 E: 0 LOB: 2 K: 0 BB: 0 S: 5 P: 5	R: 0 H: 1 E: 0 LOB: 2 K: 0 BB: 1 S: 4 P: 8	R: 2 H: 2 E: 0 LOB: 0 K: 0 BB: 0 S: 5 P: 5	R: 1 H: 2 E: 0 LOB: 2 K: 0 BB: 1 S: 5 P: 9		1B: 7 SF: 0 2B: 4 SAC: 0 3B: 0 DP: 0 HR: 2 HBP: 0						

	AB	36
	R	7
	H	13
	RBI	6
	BB	2
	SO	4
	LOB	13

WP: 0 PA: 38
PB: 1
SB: 0
CS: 0

PITCHER		IP	WLS	BF	H	R	ER	SO	BB	IBB	HBP	BLK	WP	HR	S	P	ERA	WHIP
Ray Burris, R ERA: 5.35	(1, 1)	6.0	L	27	9	4	4	4	0	1	0	0	0	1	34	38	6.00	1.500
Tom Hausman, R ERA: 2.62	(7, 1)	2.0		11	4	3	3	0	0	1	0	0	0	1	10	14	13.50	2.000

PITCHER	IP	WLS	BF	H	R	ER	SO	BB	IBB	HBP	BLK	WP	HR	S	P	ERA	WHIP

Batter	1	2	3	4	5	6	7	8	9	10	AB	R	H	RBI	BB	SO	LOB
Frank Taveras, R (1, 6) OBP: 0.291, SLG: 0.336	P6		FC5-4 S 1-2f		F6		1B 2B 1B	E6			5	1	1	0	0	0	2
John Stearns, R (1, 7) (6, 3) OBP: 0.317, SLG: 0.367	FC5-4 BB		F7 1-2		K		F8	5-3			4	0	0	0	1	1	4
Lee Mazzilli, S (1, 8) OBP: 0.399, SLG: 0.457	FC5-4 E S 1-2f		BB			1B S 1B	1-2 2B 1B		F8		4	2	2	0	1	0	1
Richie Hebner, L (1, 5) OBP: 0.345, SLG: 0.356	K 1-3		6-3			K 1-2	1-H 2-H 1B 2B		3-1		5	1	1	2	0	2	4
Joel Youngblood, R (1, 9) (6, 7) OBP: 0.346, SLG: 0.462		6-3		5-3		6-3	1B WP BB		F8		4	1	0	0	1	0	1
Ed Kranepool, L (1, 3) OBP: 0.301, SLG: 0.293 Elliott Maddox, R (6, 9) OBP: 0.349, SLG: 0.331		4-3		K		1B BB	1-3 2-H WP 1B			6-3	2 2	0 0	0 1	0 1	1 0	1 0	0 0
Alex Trevino, R (1, 2) OBP: 0.362, SLG: 0.361	1B			4-3		1-3 2-H 1B	1-2 3-H F9			6-3	5	0	2	1	0	0	1
Doug Flynn, R (1, 4) OBP: 0.276, SLG: 0.335	F8				F6-3	K		F5-3		K	5	0	0	0	0	2	3
Juan Berenguer, R (1, 1) OBP: 1.000, SLG: 1.000 Dan Norman, R (7, PH) OBP: 0.246, SLG: 0.258 Ed Glynn, R (7, 1) Ron Hodges, L (8, PH) OBP: 0.280, SLG: 0.194 Neil Allen, R (8, 1)			FC5-4 1B		BB		K K				1 1 0 1 0	0 0 0 0 0	1 0 0 0 0	0 0 0 0 0	1 0 0 1 0	0 1 0 0 0	0 0 0 0 0
Inning Stats	R: 0 E: 0 K: 1 S: 5 H: 0 LOB: 1 BB: 1 P: 9	R: 0 E: 0 K: 0 S: 4 H: 1 LOB: 1 BB: 0 P: 4	R: 0 E: 0 K: 0 S: 4 H: 1 LOB: 2 BB: 1 P: 8	R: 0 E: 0 K: 1 S: 5 H: 0 LOB: 0 BB: 0 P: 5	R: 0 E: 0 K: 1 S: 5 H: 0 LOB: 1 BB: 1 P: 9	R: 1 E: 0 K: 2 S: 9 H: 2 LOB: 2 BB: 1 P: 13	R: 4 E: 0 K: 1 S: 9 H: 4 LOB: 1 BB: 1 P: 13	R: 0 E: 1 K: 1 S: 6 H: 0 LOB: 1 BB: 0 P: 6	R: 0 E: 0 K: 0 S: 3 H: 0 LOB: 0 BB: 0 P: 3	R: 0 E: 0 K: 1 S: 5 H: 0 LOB: 0 BB: 0 P: 5	1B: 7 2B: 1 3B: 0 HR: 0	SF: 0 SAC: 0 DP: 0 HBP: 0						

PITCHER	IP	WLS	BF	H	R	ER	SO	BB	IBB	HBP	BLK	WP	HR	S	P	ERA	WHIP
Scott Sanderson, R (1, 1) ERA: 3.46	6.2		30	6	3	3	6	4	0	0	0	0	0	38	54	4.05	1.500
Woodie Fryman, L (7, 1) ERA: 3.38	0.0		2	1	0	0	0	1	0	0	0	0	0	1	5	∞	∞
Elias Sosa, R (7, 1) ERA: 1.94	2.1		9	1	2	2	1	0	0	0	0	1	0	11	11	7.71	0.429
Bill Atkinson, R (10, 1) ERA:	1.0	W	3	0	0	0	1	0	0	0	0	0	0	5	5	0.00	0.000

PITCHER	IP	WLS	BF	H	R	ER	SO	BB	IBB	HBP	BLK	WP	HR	S	P	ERA	WHIP

TOP

New York Mets @ Montreal Expos

Olympic Stadium, Montreal, QB

Mon Sep 03 1979, 3:38 AM EDT

Att. 48,366 - Unknown

livebaseballscorecards.com

AB	39
R	5
H	8
RBI	4
BB	5
SO	8
LOB	16

WP: 1 PB: 0 SB: 3 CS: 0 PA: 44

Batter	1	2	3	4	5	6	7	8	9	10	AB	R	H	RBI	BB	SO	LOB
Warren Cromartie, L (1, 7) OBP: 0.326, SLG: 0.423	0-0 2B G3 1B	0-3 ① K 2-3 3-H			0-0 1B 2B		0-0 ① G3		0-0 2B		5	2	3	0	0	1	1
Dave Cash, R (1, 4) OBP: 0.386, SLG: 0.456	0-0 ① F4	0-0 ③ F9			0-0 2B 2-H 1B		0-0 ② F5		0-0 ③ 5-3		5	1	1	1	0	0	3
Andre Dawson, R (1, 8) OBP: 0.305, SLG: 0.478	0-0 G3 1-3 2B		0-0 ① F8		0-0 ② F8		0-3 ③ K			0-0 ① P3	5	0	1	0	0	1	1
Rusty Staub, L (1, 3) OBP: 0.339, SLG: 0.427 Rodney Scott, S (10, PR) OBP: 0.317, SLG: 0.287	0-0 ② G3 2-3 3-H		0-0 ② F6		0-0 1-H 2B			0-0 ① F8		0-0 E 2B	5 0	0 1	2 0	2 0	0 0	0 0	1 0
Ellis Valentine, R (1, 9) OBP: 0.303, SLG: 0.481	0-0 ③ F9		0-0 ③ F9		0-0 ③ 6-3			B B B B 4-0 BB		0-0 2-H FC1	4	0	0	0	1	0	2
Larry Parrish, R (1, 5) OBP: 0.363, SLG: 0.537		B B B B 4-0 BB SH BB		0-0 ① F9		0-0 ① F2		0-0 ② F7			3	1	0	0	1	0	1
Duffy Dyer, R (1, 2) OBP: 0.313, SLG: 0.333 Gary Carter, R (8, PH) OBP: 0.323, SLG: 0.463 (9, 2)		0-3 ① K		0-0 ② F9		0-3 ② K		0-0 ③ P3			3 1	0 0	0 0	0 0	0 0	2 0	1 1
Chris Speier, R (1, 6) OBP: 0.314, SLG: 0.307 Jerry White, S (9, PH) OBP: 0.370, SLG: 0.402 Jim Mason, L (10, 6) OBP: 0.256, SLG: 0.282		B B B B 4-0 BB SH BLK 1-2		S S S 0-3 ③ K		B B B 4-0 BB			0-0 ① F9		1 1 0	1 0 0	0 0 0	0 0 0	2 0 0	1 0 0	0 0 0
Scott Sanderson, R (1, 1) OBP: 0.182, SLG: 0.227 Woodie Fryman, R (7, 1) Elias Sosa, R (7, 1) OBP: 0.250, SLG: 0.273 Tom Hutton, L (9, PH) OBP: 0.366, SLG: 0.375 Bill Atkinson, L (10, 1)		0-0 SH BLK 1-3 2-H			0-0 ① F8	S S S 0-3 ③ K			0-0 ② F7		2 0 0 1 0	0 0 0 0 0	0 0 0 0 0	0 0 0 0 0	1 0 0 0 0	1 0 0 0 0	1 0 0 0 0
Inning Stats	R: 1 E: 0 K: 0 S: 5 H: 2 LOB: 1 BB: 0 P: 5	R: 2 E: 1 K: 2 S: 8 H: 0 LOB: 1 BB: 2 P: 16	R: 0 E: 0 K: 0 S: 3 H: 0 LOB: 0 BB: 0 P: 3	R: 0 E: 0 K: 1 S: 5 H: 0 LOB: 0 BB: 0 P: 5	R: 2 E: 0 K: 0 S: 6 H: 3 LOB: 1 BB: 0 P: 6	R: 0 E: 0 K: 2 S: 7 H: 0 LOB: 1 BB: 1 P: 11	R: 0 E: 0 K: 1 S: 5 H: 0 LOB: 0 BB: 0 P: 5	R: 0 E: 0 K: 0 S: 3 H: 0 LOB: 1 BB: 1 P: 7	R: 0 E: 0 K: 0 S: 4 H: 1 LOB: 1 BB: 0 P: 4	R: 1 E: 1 K: 0 S: 3 H: 1 LOB: 2 BB: 0 P: 3	1B: 2 2B: 5 3B: 0 HR: 0	SF: 0 SAC: 1 DP: 0 HBP: 0						

PITCHER	IP	WLS	BF	H	R	ER	SO	BB	IBB	HBP	BLK	WP	HR	S	P	ERA	WHIP
Juan Berenguer, R (1, 1) ERA: 6.0	6.0		27	5	5	4	5	3	0	0	1	0	0	34	46	6.00	1.333
Ed Glynn, L (7, 1) ERA: 3.14	1.0		3	0	0	0	1	0	0	0	0	0	0	5	5	0.00	0.000
Neil Allen, R (8, 1) ERA: 4.07	2.1	L	11	2	1	0	0	1	0	0	0	0	0	10	14	0.00	1.286

PITCHER	IP	WLS	BF	H	R	ER	SO	BB	IBB	HBP	BLK	WP	HR	S	P	ERA	WHIP

BOTTOM

New York Mets @ Montreal Expos

Olympic Stadium, Montreal, QB

Mon Sep 03 1979, 3:38 AM EDT
Att. 48,366 - Unknown

livebaseballscorecards.com

AB	36
R	6
H	7
RBI	3
BB	4
SO	6
LOB	12

WP: 0	PA: 41		
PB: 0			
SB: 0			
CS: 0			

Batter	1	2	3	4	5	6	7	8	9	AB	R	H	RBI	BB	SO	LOB
Frank Taveras, R (1, 6) OBP: 0.293, SLG: 0.336	BBBB 4-0 1B BB	x 0-0 ③ F7			x 0-0 CS 1B		x 0-0 ② F4			3	0	1	0	1	0	3
Elliott Maddox, R (1, 9) OBP: 0.353, SLG: 0.336	x 0-0 1-3 1B		x 0-0 ① 6-3		x 0-0 ③ CS 1-2	x 0-0 1B 1B 1B	x 0-0 ③ 4-3			4	1	2	0	0	0	1
Lee Mazzilli, S (1, 8) OBP: 0.398, SLG: 0.455	x 0-0 ① F2		x 0-0 ② 6-3			x 0-0 1B 1-2 1B		SSS 0-3 ① K		4	0	1	0	0	1	2
John Stearns, R (1, 3) OBP: 0.314, SLG: 0.364	x 0-0 ② F6		x 0-0 ③ 5-3			x 0-0 ① P4		x 0-0 ② F7		4	0	0	0	0	0	4
Richie Hebner, L (1, 5) OBP: 0.346, SLG: 0.356	SSS 0-3 ③ K			H 1-0 G6-3 HBP		x 0-0 1-2 2-H 1B		x 0-0 ③ F8		3	0	1	1	0	1	2
Joel Youngblood, R (1, 7) OBP: 0.345, SLG: 0.459		BBBB 4-0 1B FC1-2 BB		x 0-0 ① F9		x 0-0 ② F3			x 0-0 ① 6-3	3	0	0	0	1	0	3
Alex Trevino, R (1, 2) OBP: 0.359, SLG: 0.358		x 0-0 FC1-2 1-3 1B		x 0-0 ②③ G6-3 1-2f		x 0-0 ③ 4-3			x 0-0 ② F4	4	0	1	0	0	0	3
Doug Flynn, R (1, 4) OBP: 0.274, SLG: 0.332		x 0-0 ① F7			x 0-0 ① F8		x 0-0 ① F6-3		x 0-0 ③ F6-3	4	0	0	0	0	0	2
Dock Ellis, S (1, 1) OBP: 0.111, SLG: 0.077		x 0-0 ② FC1-2 2-3 3-H			x 0-0 ② F9		BBBB 4-0 BB			2	0	0	0	0	0	2
Jeff Reardon, R (6, 1)										0	0	0	0	0	0	0
Ron Hodges, L (7, PH) OBP: 0.289, SLG: 0.194										0	0	0	0	1	0	0
Andy Hassler, L (7, 1)										0	0	0	0	0	0	0
Inning Stats	R: 0 E: 0 K: 1 S: 6 H: 1 LOB: 2 BB: 1 P: 10	R: 0 E: 0 K: 0 S: 4 H: 1 LOB: 2 BB: 1 P: 8	R: 0 E: 0 K: 0 S: 3 H: 0 LOB: 0 BB: 0 P: 3	R: 0 E: 0 K: 0 S: 2 H: 0 LOB: 0 BB: 0 P: 3	R: 0 E: 0 K: 0 S: 3 H: 1 LOB: 0 BB: 0 P: 3	R: 1 E: 0 K: 0 S: 6 H: 3 LOB: 2 BB: 0 P: 6	R: 0 E: 0 K: 0 S: 3 H: 0 LOB: 1 BB: 1 P: 7	R: 0 E: 0 K: 1 S: 5 H: 0 LOB: 0 BB: 0 P: 5	R: 0 E: 0 K: 0 S: 3 H: 0 LOB: 0 BB: 0 P: 3	1B: 6 2B: 0 3B: 0 HR: 0 SF: 0 SAC: 0 DP: 1 HBP: 1						

PITCHER		IP	WLS	BF	H	R	ER	SO	BB	IBB	HBP	BLK	WP	HR	S	P	ERA	WHIP
Rudy May, L ERA: 2.23	(1, 1)	5.1	W	23	6	1	1	1	2	0	1	0	0	0	22	31	1.69	1.500
Dale Murray, R ERA: 4.79	(6, 1)	0.2		2	0	0	0	0	0	0	0	0	0	0	2	2	0.00	0.000
Bill Atkinson, R ERA:	(7, 1)	3.0	S	10	0	0	0	1	1	0	0	0	0	0	11	15	0.00	0.333

PITCHER	IP	WLS	BF	H	R	ER	SO	BB	IBB	HBP	BLK	WP	HR	S	P	ERA	WHIP

TOP

New York Mets @ Montreal Expos

Olympic Stadium, Montreal, QB

Tue Sep 04 1979, 3:33 AM EDT

Att. 14,064 - Unknown

livebaseballscorecards.com

AB	31
R	1
H	6
RBI	1
BB	3
SO	2
LOB	22

PA: 36

WP: 0
PB: 0
SB: 0
CS: 1

New York Mets @ Montreal Expos

Olympic Stadium, Montreal, QB

Tue Sep 04 1979, 3:33 AM EDT

Att. 14,064 - Unknown

livebaseballscorecards.com

BOTTOM

Batter	1	2	3	4	5	6	7	8	9	AB	R	H	RBI	BB	SO	LOB
Warren Cromartie, L (1, 7) OBP: 0.325, SLG: 0.420	F5		K		WP, IBB		F7			3	0	0	0	1	1	1
Dave Cash, R (1, 4) OBP: 0.379, SLG: 0.451	F4-3			CS, 1B	SF8		6-3			3	0	1	1	0	0	0
Andre Dawson, R (1, 8) OBP: 0.304, SLG: 0.475	F9			CS, BB	K		K			3	0	0	0	1	2	2
Tony Perez, R (1, 3) OBP: 0.330, SLG: 0.441		K		F9		3-1		1-3		4	0	0	0	0	1	1
Gary Carter, R (1, 2) OBP: 0.326, SLG: 0.467		6-3			1B, 2B, 2B	BB, 1B, 1B, 1B		F6-4-3, BB		3	2	2	0	1	0	0
Ellis Valentine, R (1, 9) OBP: 0.302, SLG: 0.479		F2			2B, 1B, 2-3, 1B	F8		F6-4-3, 1-2		4	1	1	0	0	0	2
Larry Parrish, R (1, 5) OBP: 0.367, SLG: 0.543			F4-3, 1B		1B, 1-3, FC1, 3-H, 2B	BB, 1B, 1-2, 1B				3	1	3	1	0	0	0
Chris Speier, R (1, 6) OBP: 0.317, SLG: 0.308			F4-3, 1-2		WP, FC1, SF8, 2-3, 3-H, 1B	1B, 1-2, 2-3, BB				2	1	1	1	1	0	1
Rudy May, L (1, 1) OBP: 0.200, SLG: 0.143			L5		FC1, WP, WP, 1-2, 3-H	1-3, 2-H, 3-H, 1B				2	0	0	0	0	0	3
Dale Murray, R (6, 1)										0	0	0	0	0	0	0
Rusty Staub, L (6, PH) OBP: 0.341, SLG: 0.429										1	0	1	2	0	0	0
Bill Atkinson, L (7, 1)										0	0	0	0	0	0	0
Inning Stats	R: 0 E: 0 K: 0 S: 3 H: 0 LOB: 0 BB: 0 P: 3	R: 0 E: 0 K: 1 S: 5 H: 0 LOB: 0 BB: 0 P: 5	R: 0 E: 0 K: 1 S: 6 H: 1 LOB: 1 BB: 0 P: 6	R: 0 E: 0 K: 0 S: 2 H: 1 LOB: 0 BB: 1 P: 6	R: 3 E: 0 K: 1 S: 9 H: 4 LOB: 2 BB: 1 P: 13	R: 2 E: 0 K: 0 S: 5 H: 3 LOB: 2 BB: 1 P: 9	R: 0 E: 0 K: 1 S: 5 H: 0 LOB: 0 BB: 0 P: 5	R: 0 E: 0 K: 0 S: 2 H: 0 LOB: 0 BB: 1 P: 6		1B: 7 2B: 2 3B: 0 HR: 0 SF: 1 SAC: 0 DP: 1 HBP: 0						

	AB	28
	R	5
	H	9
	RBI	5
	BB	4
	SO	4
	LOB	10

WP: 2 PB: 0 SB: 0 CS: 2 PA: 33

PITCHER		IP	WLS	BF	H	R	ER	SO	BB	IBB	HBP	BLK	WP	HR	S	P	ERA	WHIP
Dock Ellis, R ERA: 6.25	(1, 1)	5.2	L	26	8	5	5	3	2	1	0	0	2	0	29	41	7.94	1.765
Jeff Reardon, R ERA: 7.36	(6, 1)	0.1		1	1	0	0	0	0	0	0	0	0	0	1	1	0.00	3.000
Andy Hassler, L ERA: 4.6	(7, 1)	2.0		6	0	0	0	1	1	0	0	0	0	0	7	11	0.00	0.500

PITCHER		IP	WLS	BF	H	R	ER	SO	BB	IBB	HBP	BLK	WP	HR	S	P	ERA	WHIP

Batter	1	2	3	4	5	6	7	8	9	AB	R	H	RBI	BB	SO	LOB
Warren Cromartie, L (1, 7) OBP: 0.328, SLG: 0.422	3-1			CS 1B		1B SH3-4 4-3 1B	1-3 1B		1-3	5	1	3	0	0	0	0
Dave Cash, R (1, 4) OBP: 0.385, SLG: 0.453	G6-4-3 1B			6-3 1-2		SH3-4 1-2	P4		BB 1B 1B	4	1	2	0	0	0	3
Andre Dawson, R (1, 8) OBP: 0.307, SLG: 0.479	G6-4-3 1-2f					E 4-3 2-3 1B		G1 BBBB	1B 1-2 BB	4	1	2	0	1	0	1
Rusty Staub, L (1, 3) OBP: 0.340, SLG: 0.426 Tony Bernazard, S (8, PR) OBP: 0.500, SLG: 0.425 Tom Hutton, L (8, 3) OBP: 0.373, SLG: 0.384		F9		F7		4-3 1-2 3-H		1B 1B	1-2 2-H 1B	4 0 1	0 1 0	1 0 1	1 0 1	0 0 0	0 0 0	2 0 0
Gary Carter, R (1, 2) OBP: 0.323, SLG: 0.461		F7			F9	E6 2-H		P6	6-3	5	0	0	0	0	0	3
Ellis Valentine, R (1, 9) OBP: 0.304, SLG: 0.481		5-3			2B SSS	K		1B 1-2 1B		4	0	2	0	0	1	1
Larry Parrish, R (1, 5) OBP: 0.368, SLG: 0.542			FC4-6 1B		L7		F8 1-2	1-2 1B		4	0	2	1	0	0	1
Rodney Scott, S (1, 6) OBP: 0.318, SLG: 0.287			FC4-6 L5-3 1-2f		BB BBBB		1B 1B	4-3		3	0	1	0	1	0	3
Dan Schatzeder, L (1, 1) OBP: 0.277, SLG: 0.310 Stan Bahnsen, R (6, 1) OBP: 0.083, SLG: 0.333 Elias Sosa, R (8, 1) OBP: 0.250, SLG: 0.273 Jerry White, S (9, PH) OBP: 0.368, SLG: 0.398 Dale Murray, R (9, 1)			L5-3 1-2	4-3			K SSS		K SSS	2 1 0 1 0	0 0 0 0 0	0 0 0 0 0	0 0 0 0 0	0 1 0 0 0	0 1 0 1 0	3 1 0 0 0
Inning Stats	R: 0 E: 0 K: 0 S: 3 H: 1 LOB: 0 BB: 0 P: 3	R: 0 E: 0 K: 0 S: 3 H: 0 LOB: 0 BB: 0 P: 3	R: 0 E: 0 K: 0 S: 3 H: 1 LOB: 0 BB: 0 P: 3	R: 0 E: 0 K: 0 S: 4 H: 2 LOB: 1 BB: 0 P: 4	R: 0 E: 0 K: 0 S: 4 H: 1 LOB: 2 BB: 1 P: 8	R: 2 E: 1 K: 1 S: 8 H: 2 LOB: 1 BB: 0 P: 8	R: 0 E: 0 K: 1 S: 7 H: 2 LOB: 2 BB: 0 P: 7	R: 1 E: 0 K: 0 S: 6 H: 3 LOB: 2 BB: 0 P: 6	R: 1 E: 0 K: 1 S: 7 H: 2 LOB: 2 BB: 1 P: 11	1B: 12 2B: 2 3B: 1 HR: 0	SF: 0 SAC: 1 DP: 2 HBP: 0						

Montreal Expos @ Chicago Cubs

Wrigley Field, Chicago, IL

Wed Sep 05 1979, 3:33 AM CDT

Att. 9,659 - Unknown

TOP

livebaseballscorecards.com

AB	38
R	4
H	14
RBI	3
BB	2
SO	3
LOB	18

WP: 0 PB: 0 SB: 0 CS: 1 PA: 41

PITCHER		IP	WLS	BF	H	R	ER	SO	BB	IBB	HBP	BLK	WP	HR	S	P	ERA	WHIP
Rick Reuschel, R ERA: 3.4	(1, 1)	8.2	L	40	14	4	3	3	2	0	0	0	0	0	44	52	3.12	1.846
Bruce Sutter, R ERA: 1.8	(9, 1)	0.1		1	0	0	0	0	0	0	0	0	0	0	1	1	0.00	0.000

PITCHER	IP	WLS	BF	H	R	ER	SO	BB	IBB	HBP	BLK	WP	HR	S	P	ERA	WHIP

Montreal Expos @ Chicago Cubs

Wrigley Field, Chicago, IL

Wed Sep 05 1979, 3:33 AM CDT

Att. 9,659 - Unknown

livebaseballscorecards.com

BOTTOM

Batter	1	2	3	4	5	6	7	8	9	AB	R	H	RBI	BB	SO	LOB
Miguel Dilone, S (1, 8) OBP: 0.246, SLG: 0.270	F3		K		F2		1B		F7	3	0	0	0	0	1	0
Scot Thompson, L (7, PH) (8, 8) OBP: 0.356, SLG: 0.424										2	0	1	0	0	0	0
Ivan De Jesus, R (1, 6) OBP: 0.338, SLG: 0.366	L9		F8			HR BB	F2			3	1	0	0	1	0	1
Larry Biittner, L (1, 3) OBP: 0.368, SLG: 0.451	1B 1B		FC5-4 BB			1-H HR		4-3		3	1	2	2	1	0	0
Dave Kingman, R (1, 7) OBP: 0.351, SLG: 0.640	1-2 1B		FC5-4 1-2f			5-3		1B 1B 2B		4	1	2	0	0	0	1
Mike Vail, R (1, 9) OBP: 0.383, SLG: 0.527	L8			5-3		F9		1B 2-3 1B		4	0	1	0	0	0	2
Steve Ontiveros, S (1, 5) OBP: 0.374, SLG: 0.383		4-3		P4		1B		G5-4-3 1-2 3-H 1B		4	0	2	1	0	0	0
Mick Kelleher, R (8, PR) (9, 5) OBP: 0.304, SLG: 0.299										0	0	0	0	0	0	0
Barry Foote, R (1, 2) OBP: 0.311, SLG: 0.420	1B 1B			5-3		F9		G5-4-3 1-2f		4	0	1	0	0	0	3
Steve Dillard, R (1, 4) OBP: 0.365, SLG: 0.457	1-3 1B				P4		L8		F7	3	0	1	0	0	0	0
Steve Macko, L (9, PH) OBP: 0.357, SLG: 0.346										1	0	0	0	0	0	0
Rick Reuschel, R (1, 1) OBP: 0.233, SLG: 0.197		K			F9		6-3		L3	3	0	0	0	0	1	1
Bruce Sutter, R (9, 1) OBP: 0.273, SLG: 0.200										0	0	0	0	0	0	0
Ken Henderson, S (9, PH) OBP: 0.389, SLG: 0.378										1	0	0	0	0	0	0
Inning Stats	R: 0 E: 0 K: 0 S: 5 H: 2 LOB: 2 BB: 0 P: 5	R: 0 E: 0 K: 1 S: 6 H: 2 LOB: 1 BB: 0 P: 6	R: 0 E: 0 K: 1 S: 5 H: 0 LOB: 1 BB: 1 P: 9	R: 0 E: 0 K: 0 S: 3 H: 0 LOB: 0 BB: 0 P: 3	R: 0 E: 0 K: 0 S: 3 H: 0 LOB: 0 BB: 0 P: 3	R: 2 E: 0 K: 0 S: 5 H: 2 LOB: 1 BB: 1 P: 9	R: 0 E: 0 K: 0 S: 4 H: 1 LOB: 1 BB: 0 P: 4	R: 1 E: 0 K: 0 S: 5 H: 3 LOB: 2 BB: 0 P: 5	R: 0 E: 0 K: 0 S: 3 H: 0 LOB: 0 BB: 0 P: 3	1B: 8 2B: 1 3B: 0 HR: 1 SF: 0 SAC: 0 DP: 1 HBP: 0							WP: 0 PB: 0 SB: 0 CS: 0 PA: 37

PITCHER		IP	WLS	BF	H	R	ER	SO	BB	IBB	HBP	BLK	WP	HR	S	P	ERA	WHIP
Dan Schatzeder, L ERA: 2.98	(1, 1)	5.2		24	6	2	2	2	2	0	0	0	0	1	26	34	3.18	1.412
Stan Bahnsen, R ERA: 3.14	(6, 1)	1.2		8	3	1	1	0	0	0	0	0	0	0	8	8	5.40	1.800
Elias Sosa, R ERA: 1.93	(8, 1)	0.2	W	2	1	0	0	0	0	0	0	0	0	0	2	2	0.00	1.500
Dale Murray, R ERA: 4.74	(9, 1)	1.0	S	3	0	0	0	0	0	0	0	0	0	0	3	3	0.00	0.000

PITCHER	IP	WLS	BF	H	R	ER	SO	BB	IBB	HBP	BLK	WP	HR	S	P	ERA	WHIP

AB	35
R	3
H	10
RBI	3
BB	2
SO	2
LOB	8

Batter	1	2	3	4	5	6	7	8	9	AB	R	H	RBI	BB	SO	LOB
Warren Cromartie, L (1, 7) OBP: 0.327, SLG: 0.421	L7		K		E3 1B			1-3		4	0	1	0	0	1	0
Dave Cash, R (1, 4) OBP: 0.368, SLG: 0.433	K		5-3		G3			4-3		4	0	0	0	0	1	1
Andre Dawson, R (1, 8) OBP: 0.308, SLG: 0.479	1B 1B		FC6-4 1B			F7		F8		4	0	2	0	0	0	0
Tony Perez, R (1, 3) OBP: 0.329, SLG: 0.440	1-3 1B		FC6-4 1-2f			E5 FC6-4			K	4	0	1	0	0	1	1
Gary Carter, R (1, 2) OBP: 0.324, SLG: 0.469		1B 1B		1-3		P4			HR	4	1	2	1	0	0	1
Ellis Valentine, R (1, 9) OBP: 0.301, SLG: 0.477		K		K		FC6-4 1-2f			6-3	4	0	0	0	0	2	2
Larry Parrish, R (1, 5) OBP: 0.369, SLG: 0.542		1-2 1B		K			4-3		1B	4	0	2	0	0	1	0
Rodney Scott, S (1, 6) OBP: 0.316, SLG: 0.285		L7			4-3		F8		G3	4	0	0	0	0	0	3
David Palmer, R (1, 1) OBP: 0.083, SLG: 0.043 Woodie Fryman, R (9, 1)		K			K		F8			3 0	0 0	0 0	0 0	0 0	2 0	2 0
Inning Stats	R: 0 E: 0 K: 1 S: 6 H: 2 LOB: 2 BB: 0 P: 6	R: 0 E: 0 K: 2 S: 9 H: 2 LOB: 2 BB: 0 P: 9	R: 0 E: 0 K: 1 S: 6 H: 1 LOB: 1 BB: 0 P: 6	R: 0 E: 0 K: 2 S: 7 H: 0 LOB: 0 BB: 0 P: 7	R: 0 E: 1 K: 1 S: 6 H: 1 LOB: 1 BB: 0 P: 6	R: 0 E: 1 K: 0 S: 4 H: 0 LOB: 1 BB: 0 P: 4	R: 0 E: 0 K: 0 S: 3 H: 0 LOB: 0 BB: 0 P: 3	R: 0 E: 0 K: 0 S: 3 H: 0 LOB: 0 BB: 0 P: 3	R: 1 E: 0 K: 1 S: 7 H: 2 LOB: 1 BB: 0 P: 7	1B: 7 2B: 0 3B: 0 HR: 1 SF: 0 SAC: 0 DP: 0 HBP: 0						

PITCHER	IP	WLS	BF	H	R	ER	SO	BB	IBB	HBP	BLK	WP	HR	S	P	ERA	WHIP
Lynn McGlothen, R (1, 1) ERA: 3.81	9.0	L	35	8	1	1	8	0	0	0	0	0	1	51	51	1.00	0.889

PITCHER	IP	WLS	BF	H	R	ER	SO	BB	IBB	HBP	BLK	WP	HR	S	P	ERA	WHIP

Montreal Expos @ Chicago Cubs

Wrigley Field, Chicago, IL

Thu Sep 06 1979, 3:33 AM CDT

Att. 14,767 - Sunny

TOP

livebaseballscorecards.com

AB	35
R	1
H	8
RBI	1
BB	0
SO	8
LOB	10

WP: 0 PA: 35
PB: 0
SB: 0
CS: 0

Batter	1	2	3	4	5	6	7	8	9	AB	R	H	RBI	BB	SO	LOB
Ivan De Jesus, R (1, 6) OBP: 0.340, SLG: 0.367	S S S 0-3 ① K		x 0-0 ① G3-6-3 1B		x 0-0 ③ 6-3			x 0-0 2B 1B		4	0	2	0	0	1	1
Scot Thompson, L (1, 8) (9, 9) OBP: 0.355, SLG: 0.425	x 0-0 ② P4		x 0-0 ① ② G3-6-3 1-2f			x 0-0 ① F9		x 0-0 1-3 2B		4	0	1	0	0	0	1
Mike Vail, R (1, 9) OBP: 0.380, SLG: 0.520 Jerry Martin, R (9, 8) OBP: 0.329, SLG: 0.461	x 0-0 1B		x 0-0 ③ F8			x 0-0 ② F9		x 0-0 ③ 6-3		4	0	1	0	0	0	2
										0	0	0	0	0	0	0
Dave Kingman, R (1, 7) OBP: 0.351, SLG: 0.636 Miguel Dilone, S (9, PR) OBP: 0.246, SLG: 0.270	x 0-0 ③ 6-3			x 0-0 ① F8		x 0-0 ③ F8			x 0-0 S 1B	4	0	1	0	0	0	1
										0	0	0	0	0	0	0
Larry Biittner, L (1, 3) OBP: 0.361, SLG: 0.441		x 0-0 ① 4-3		x 0-0 ② 4-3			x 0-0 ① 4-3		x 0-0 ① F5 1-2	4	0	0	0	0	0	1
Steve Ontiveros, S (1, 5) OBP: 0.373, SLG: 0.381		B B B B 4-0 1B BB		x 0-0 ③ L8			x 0-0 ② G3		x 0-0 ② G3	3	0	0	0	1	0	2
Steve Macko, L (1, 4) OBP: 0.355, SLG: 0.345 Ken Henderson, S (9, PH) OBP: 0.385, SLG: 0.373		x 0-0 1-2 1B			x 0-0 ① P6		x 0-0 ③ F9		S S S 0-3 ③ K	3	0	1	0	0	0	0
										1	0	0	0	0	1	2
Tim Blackwell, S (1, 2) OBP: 0.331, SLG: 0.214		x 0-0 ② F7			x 0-0 E6 G3			x 0-0 ① P6		3	0	0	0	0	0	2
Lynn McGlothen, L (1, 1) OBP: 0.230, SLG: 0.267		S S S 0-3 ③ K			x 0-0 ② G3 1-2			S S S 0-3 ② K		3	0	0	0	0	2	3
Inning Stats	R: 0 H: 1 E: 0 LOB: 1 K: 1 BB: 0 S: 6 P: 6	R: 0 H: 1 E: 0 LOB: 2 K: 1 BB: 1 S: 6 P: 10	R: 0 H: 1 E: 0 LOB: 0 K: 0 BB: 0 S: 3 P: 3	R: 0 H: 0 E: 0 LOB: 0 K: 0 BB: 0 S: 3 P: 3	R: 0 H: 0 E: 1 LOB: 1 K: 0 BB: 0 S: 4 P: 4	R: 0 H: 0 E: 0 LOB: 0 K: 0 BB: 0 S: 3 P: 3	R: 0 H: 0 E: 0 LOB: 0 K: 0 BB: 0 S: 3 P: 3	R: 0 H: 2 E: 0 LOB: 2 K: 1 BB: 0 S: 7 P: 7	R: 0 H: 1 E: 0 LOB: 2 K: 1 BB: 0 S: 6 P: 6	1B: 5 SF: 0 2B: 1 SAC: 0 3B: 0 DP: 1 HR: 0 HBP: 0						WP: 0 PA: 34 PB: 0 SB: 1 CS: 0	

PITCHER	IP	WLS	BF	H	R	ER	SO	BB	IBB	HBP	BLK	WP	HR	S	P	ERA	WHIP
David Palmer, R (1, 1) ERA: 2.47	8.0	W	31	6	0	0	3	1	0	0	0	0	0	36	40	0.00	0.875
Woodie Fryman, L (9, 1) ERA: 3.3	1.0	S	3	0	0	0	1	0	0	0	0	0	0	5	5	0.00	0.000

PITCHER	IP	WLS	BF	H	R	ER	SO	BB	IBB	HBP	BLK	WP	HR	S	P	ERA	WHIP

Montreal Expos @ Chicago Cubs

Wrigley Field, Chicago, IL

Thu Sep 06 1979, 3:33 AM CDT

Att. 14,767 - Sunny

BOTTOM

livebaseballscorecards.com

AB	33
R	0
H	6
RBI	0
BB	1
SO	4
LOB	15

Batter	1	2	3	4	5	6	7	8	9	AB	R	H	RBI	BB	SO	LOB
Warren Cromartie, L (1, 7) OBP: 0.326, SLG: 0.418	G3	K			4-3		BB		1-3	4	0	0	0	1	1	1
Dave Cash, R (1, 4) OBP: 0.370, SLG: 0.432	S, 3B, 1B		4-3		G3		L9, 1-2		1B	5	1	2	0	0	0	1
Andre Dawson, R (1, 8) OBP: 0.309, SLG: 0.479	F7, 1-2		S, 1B		1B		K		K	5	0	2	0	0	2	2
Tony Perez, R (1, 3) OBP: 0.330, SLG: 0.445	2-H, 3B		6-3, 1-2		G3			G6-4-3, 1B		4	0	2	1	0	0	2
Gary Carter, R (1, 2) OBP: 0.326, SLG: 0.468	G3		BB			4-3, 1B		F9		3	0	1	0	1	0	2
Ellis Valentine, R (1, 9) OBP: 0.299, SLG: 0.473		F9	4-3			4-3, 1-2		G6-4-3, 1-2f		4	0	0	0	0	0	4
Larry Parrish, R (1, 5) OBP: 0.368, SLG: 0.539		K		1-3		L7			3B, 1B	4	1	1	0	0	1	1
Rodney Scott, S (1, 6) OBP: 0.319, SLG: 0.295		E, 3B		F9		BB			1-H, SF7, 3B	3	2	2	1	1	0	0
Steve Rogers, R (1, 1) OBP: 0.192, SLG: 0.186		E6, 3-H		1-3		G3			SF7, 3-H	2	0	0	0	0	0	0
Rusty Staub, L (6, PH) OBP: 0.339, SLG: 0.425										1	0	0	0	0	0	2
Scott Sanderson, R (6, 1) OBP: 0.182, SLG: 0.227										0	0	0	0	0	0	0
Ross Grimsley, L (7, 1) OBP: 0.212, SLG: 0.250										0	0	0	0	0	0	0
Tom Hutton, L (9, PH) OBP: 0.373, SLG: 0.384										0	0	0	0	0	0	0
John Tamargo, S (9, PH) OBP: 0.280, SLG: 0.394										0	0	0	1	0	0	0

Inning Stats	1	2	3	4	5	6	7	8	9	1B	SF	WP	PA
R	1	1	0	0	0	0	0	0	2	7	1	0	39
E	0	1	0	0	0	0	0	0	0	2B 0	SAC 0	PB 0	
K	0	2	0	3	0	4	1	3	1	3B 3	DP 1	SB 2	
S	5	9	4	3	4	8	4	3	8	HR 0	HBP 0	CS 1	
H	2	1	1	0	1	1	0	1	3				
LOB	1	1	2	1	1	2	1	0	1				
BB	0	0	1	0	0	1	1	0	0				
P	5	9	8	3	4	8	8	3	8				

PITCHER	IP	WLS	BF	H	R	ER	SO	BB	IBB	HBP	BLK	WP	HR	S	P	ERA	WHIP
Bob Forsch, R (1, 1) ERA: 4.01	8.0	W	35	9	4	3	3	3	0	0	0	0	0	38	50	3.38	1.500
Darold Knowles, L (9, 1) ERA: 3.72	0.2		2	0	0	0	0	0	0	0	0	0	0	2	2	0.00	0.000
Mark Littell, R (9, 1) ERA: 2.51	0.1	S	2	1	0	0	1	0	0	0	0	0	0	4	4	0.00	3.000

PITCHER	IP	WLS	BF	H	R	ER	SO	BB	IBB	HBP	BLK	WP	HR	S	P	ERA	WHIP

TOP

Montreal Expos @ St. Louis Cardinals

Busch Stadium, St. Louis, MO

Fri Sep 07 1979, 7:05 PM CDT

Att. 19,782 - Unknown

livebaseballscorecards.com

AB	35
R	4
H	10
RBI	3
BB	3
SO	4
LOB	15

Batter	1	2	3	4	5	6	7	8	9	AB	R	H	RBI	BB	SO	LOB
Garry Templeton, S (1, 6) OBP: 0.342, SLG: 0.467	1-3		4-3 S 1B		4-3		4-3 1B 1B			4	1	2	0	0	0	0
Lou Brock, L (1, 7) OBP: 0.351, SLG: 0.418	CS 1B		4-3 1-3		PB S 1B		4-3 1-2			4	0	2	0	0	0	2
Keith Hernandez, L (1, 3) OBP: 0.417, SLG: 0.511	4-3 1-2		K		L6 1-3		BB 1B SF7-4-3-4			3	1	0	0	1	1	3
Ted Simmons, S (1, 2) OBP: 0.384, SLG: 0.518		1B 1B 1B		F8 E 1B		K	SF7-4-3-4 1-3 2-H 1B			4	2	3	1	0	1	0
Tony Scott, S (1, 8) OBP: 0.310, SLG: 0.384		S 1B 1B 1-3		E S FC1-5-2 1B 1-2		BB 1B 1B	SF7-4-3-4 1-2 3-H			3	1	3	1	0	0	0
Jerry Mumphrey, S (1, 9) OBP: 0.346, SLG: 0.381		1B 1-H 3-H		F8 2-3		BB 1B 1-2		4-3		4	0	2	2	0	0	2
Ken Reitz, R (1, 5) OBP: 0.295, SLG: 0.366		F8		FC1-5-2 1-H 3-H		K		F8		4	0	0	0	0	1	3
Ken Oberkfell, L (1, 4) OBP: 0.396, SLG: 0.398		L6		G3		BB 1-2 2-3		BB		2	0	0	0	2	0	1
Bob Forsch, R (1, 1) OBP: 0.186, SLG: 0.222			5-3		K	L8		F2		4	0	0	0	0	1	4
Darold Knowles, L (9, 1)										0	0	0	0	0	0	0
Mark Littell, L (9, 1)										0	0	0	0	0	0	0
Inning Stats	R: 0 E: 0 K: 0 S: 3 / H: 1 LOB: 0 BB: 0 P: 3	R: 2 E: 0 K: 0 S: 5 / H: 3 LOB: 0 BB: 0 P: 5	R: 0 E: 0 K: 1 S: 6 / H: 1 LOB: 1 BB: 0 P: 6	R: 1 E: 0 K: 0 S: 5 / H: 2 LOB: 1 BB: 0 P: 5	R: 0 E: 0 K: 1 S: 6 / H: 1 LOB: 1 BB: 0 P: 6	R: 0 E: 0 K: 2 S: 9 / H: 2 LOB: 3 BB: 1 P: 13	R: 2 E: 0 K: 0 S: 4 / H: 2 LOB: 0 BB: 1 P: 8	R: 0 E: 0 K: 0 S: 3 / H: 0 LOB: 1 BB: 1 P: 7		1B: 12 2B: 1 3B: 0 HR: 0	SF: 1 SAC: 0 DP: 1 HBP: 0					

PITCHER		IP	WLS	BF	H	R	ER	SO	BB	IBB	HBP	BLK	WP	HR	S	P	ERA	WHIP
Steve Rogers, R ERA: 2.8	(1, 1)	5.0	L	21	8	3	2	2	0	0	0	0	0	0	25	25	3.60	1.600
Scott Sanderson, R ERA: 3.55	(6, 1)	1.1		9	3	2	2	2	2	0	0	0	0	0	11	19	13.50	3.750
Ross Grimsley, L ERA: 5.26	(7, 1)	1.2		6	1	0	0	0	1	0	0	0	0	0	5	9	0.00	1.200

PITCHER	IP	WLS	BF	H	R	ER	SO	BB	IBB	HBP	BLK	WP	HR	S	P	ERA	WHIP

BOTTOM

Montreal Expos @ St. Louis Cardinals

Busch Stadium, St. Louis, MO

Fri Sep 07 1979, 7:05 PM CDT

Att. 19,782 - Unknown

livebaseballscorecards.com

AB	32
R	5
H	12
RBI	4
BB	3
SO	4
LOB	15

Batter	1	2	3	4	5	6	7	8	9	AB	R	H	RBI	BB	SO	LOB
Warren Cromartie, L (1, 7) OBP: 0.327, SLG: 0.419	F5			SH1-3 SF8 2B		F8	K		1B	5	1	2	0	0	1	1
Dave Cash, R (1, 4) OBP: 0.371, SLG: 0.424	F8			SH1-3 BB		1-2 2B 1B		6-3	F9	4	1	1	0	1	0	1
Andre Dawson, R (1, 8) OBP: 0.309, SLG: 0.477	F8			SH1-3 1-2 2-3		K		S 1B 1B	F9	4	1	1	0	0	1	3
Tony Perez, R (1, 3) OBP: 0.330, SLG: 0.447		K		SF8 3-H		1-H 2-H 1B 2B		F8 1-2		3	1	1	3	0	1	1
Gary Carter, R (1, 2) OBP: 0.327, SLG: 0.468		F9		P6		2-H 2B 1B		2-H 1B 1B		4	2	2	2	0	0	1
Ellis Valentine, R (1, 9) OBP: 0.301, SLG: 0.475		K			B1	2-H 2B		1-2 1B		4	0	2	1	0	1	0
Larry Parrish, R (1, 5) OBP: 0.367, SLG: 0.537			K		6-3	F2		1-2 2-H FC6-4 1B		4	0	1	1	0	1	1
Rodney Scott, S (1, 6) OBP: 0.317, SLG: 0.293			1-3		G3		K	FC6-4 1-2f		4	0	0	0	0	1	2
Bill Lee, L (1, 1) OBP: 0.206, SLG: 0.206			K			1B 2B 1B	K		K	4	1	1	0	0	3	0
Inning Stats	R: 0 E: 0 K: 0 S: 3 H: 0 LOB: 0 BB: 0 P: 3	R: 0 E: 0 K: 2 S: 7 H: 0 LOB: 0 BB: 0 P: 7	R: 0 E: 0 K: 2 S: 7 H: 0 LOB: 0 BB: 0 P: 7	R: 1 E: 0 K: 0 S: 4 H: 1 LOB: 1 BB: 1 P: 8	R: 0 E: 0 K: 0 S: 3 H: 0 LOB: 0 BB: 0 P: 3	R: 4 E: 0 K: 1 S: 10 H: 5 LOB: 1 BB: 0 P: 10	R: 0 E: 0 K: 3 S: 9 H: 0 LOB: 0 BB: 0 P: 9	R: 2 E: 0 K: 0 S: 7 H: 4 LOB: 2 BB: 0 P: 7	R: 0 E: 0 K: 1 S: 6 H: 1 LOB: 1 BB: 0 P: 6	1B: 8 2B: 3 3B: 0 HR: 0	SF: 1 SAC: 1 DP: 0 HBP: 0						

TOP

Montreal Expos @ St. Louis Cardinals

Busch Stadium, St. Louis, MO

Sat Sep 08 1979, 7:05 PM CDT

Att. 28,434 - Unknown

livebaseballscorecards.com

AB	36
R	7
H	11
RBI	7
BB	1
SO	9
LOB	10

WP: 0 PB: 0 SB: 1 CS: 0 PA: 39

PITCHER		IP	WLS	BF	H	R	ER	SO	BB	IBB	HBP	BLK	WP	HR	S	P	ERA	WHIP
John Fulgham, R ERA: 2.76	(1, 1)	5.2	L	24	6	5	5	5	1	0	0	0	0	0	33	37	7.94	1.235
Roy Thomas, R ERA: 2.87	(6, 1)	2.0		10	4	2	2	3	0	0	0	0	0	0	16	16	9.00	2.000
George Frazier, R ERA: 4.61	(8, 1)	0.1		1	0	0	0	0	0	0	0	0	0	0	1	1	0.00	0.000
Dan O'Brien, R ERA: 7.36	(9, 1)	1.0		4	1	0	0	1	0	0	0	0	0	0	6	6	0.00	1.000

PITCHER	IP	WLS	BF	H	R	ER	SO	BB	IBB	HBP	BLK	WP	HR	S	P	ERA	WHIP

BOTTOM

Batter	1	2	3	4	5	6	7	8	9	AB	R	H	RBI	BB	SO	LOB
Garry Templeton, S (1, 6) OBP: 0.342, SLG: 0.466	6-3		1B		L3			L4		4	0	1	0	0	0	2
Jerry Mumphrey, S (1, 7) OBP: 0.341, SLG: 0.375	L8		F8			4-3		F9		4	0	0	0	0	0	1
Dan O'Brien, R (9, 1)										0	0	0	0	0	0	0
Keith Hernandez, L (1, 3) OBP: 0.417, SLG: 0.517	1B		K			4-3			HR	4	1	2	1	0	1	0
Ted Simmons, S (1, 2) OBP: 0.381, SLG: 0.513	F7			5-3		L5			F8	4	0	0	0	0	0	1
Tony Scott, S (1, 8) OBP: 0.308, SLG: 0.381		1-3		1-3			K		6-3	4	0	0	0	0	1	0
George Hendrick, R (1, 9) OBP: 0.356, SLG: 0.444		1B BB		F9			K		1B 2B	3	1	1	0	1	1	0
Ken Reitz, R (1, 5) OBP: 0.297, SLG: 0.367		1-3 1B			F7		P5		1B 2-H 1B	4	0	2	1	0	0	0
Ken Oberkfell, L (1, 4) OBP: 0.397, SLG: 0.399		K			SH1-4 1B			4-3	1-2 1B	4	0	2	0	0	1	2
John Fulgham, R (1, 1) OBP: 0.289, SLG: 0.219		K			SH1-4 1-2				F8	1	0	0	0	0	1	2
Roy Thomas, R (6, 1) OBP: 0.077, SLG: 0.154										0	0	0	0	0	0	0
George Frazier, R (8, 1)										0	0	0	0	0	0	0
Jim Lentine, R (8, PH) OBP: 0.667, SLG: 0.667								1B		2	0	1	0	0	0	2
(9, 7)																
Inning Stats	R: 0 E: 0 K: 0 S: 4 H: 1 LOB: 1 BB: 0 P: 4	R: 0 E: 0 K: 2 S: 8 H: 1 LOB: 2 BB: 1 P: 12	R: 0 E: 0 K: 1 S: 5 H: 1 LOB: 0 BB: 0 P: 5	R: 0 E: 0 K: 0 S: 3 H: 0 LOB: 0 BB: 0 P: 3	R: 0 E: 0 K: 0 S: 4 H: 1 LOB: 1 BB: 0 P: 4	R: 0 E: 0 K: 0 S: 3 H: 0 LOB: 0 BB: 0 P: 3	R: 0 E: 0 K: 2 S: 7 H: 0 LOB: 0 BB: 0 P: 7	R: 0 E: 0 K: 0 S: 4 H: 1 LOB: 1 BB: 0 P: 4	R: 2 E: 0 K: 0 S: 7 H: 4 LOB: 2 BB: 0 P: 7	1B: 7 2B: 1 3B: 0 HR: 1	SF: 0 SAC: 1 DP: 0 HBP: 0						

PITCHER	IP	WLS	BF	H	R	ER	SO	BB	IBB	HBP	BLK	WP	HR	S	P	ERA	WHIP
Bill Lee, L (1, 1) ERA: 3.04	9.0	W	36	9	2	2	5	1	0	0	0	0	1	45	49	2.00	1.111

PITCHER	IP	WLS	BF	H	R	ER	SO	BB	IBB	HBP	BLK	WP	HR	S	P	ERA	WHIP

Montreal Expos @ St. Louis Cardinals

Busch Stadium, St. Louis, MO

Sat Sep 08 1979, 7:05 PM CDT

Att. 28,434 - Unknown

livebaseballscorecards.com

AB	34
R	2
H	9
RBI	2
BB	1
SO	5
LOB	10

1B: 7	SF: 0	WP: 0	PA: 36
2B: 1	SAC: 1	PB: 0	
3B: 0	DP: 0	SB: 0	
HR: 1	HBP: 0	CS: 0	

Batter	1	2	3	4	5	6	7	8	9	AB	R	H	RBI	BB	SO	LOB
Warren Cromartie, L (1, 7) OBP: 0.324, SLG: 0.416	F8		F5		K		3-1		1-3	5	0	0	0	0	1	2
Dave Cash, R (1, 4) OBP: 0.373, SLG: 0.417	6-3			6-3		FC3-6, BB, 1B, 1B	BB		K	4	1	1	0	1	1	0
Andre Dawson, R (1, 8) OBP: 0.308, SLG: 0.474	L4			K		1-2, FC3-6, BB	5-3			3	0	0	0	1	1	1
Rusty Staub, L (1, 3) OBP: 0.336, SLG: 0.421		K		P4		1-2f, 2-3, FC3-6, 1B, 1B		F8		3	0	0	0	0	1	2
Tony Bernazard, S (6, PR) OBP: 0.500, SLG: 0.425										0	1	0	0	0	0	0
Tom Hutton, L (6, 3) OBP: 0.369, SLG: 0.378										1	0	0	0	0	0	0
Gary Carter, R (1, 2) OBP: 0.331, SLG: 0.480		HR			2B, E, 1B	K		2B		4	2	3	1	0	1	2
Ellis Valentine, R (1, 9) OBP: 0.306, SLG: 0.481		G5-4-3, 1B			E, 1-3, 2B	1-2, 3-H, 1B, 1B		BB		3	0	3	1	1	0	0
Larry Parrish, R (1, 5) OBP: 0.366, SLG: 0.534		G5-4-3, 1-2f			P6	1-2, 2-H, FC4, 1B		F7		4	0	1	1	0	0	5
Rodney Scott, S (1, 6) OBP: 0.315, SLG: 0.290			K		E6, S, 2-3, 3-H	1-2f, FC4		K		4	0	0	1	0	2	5
Rudy May, L (1, 1) OBP: 0.176, SLG: 0.125			K		K, 1-2		6-3		K	2	0	0	0	0	2	2
Elias Sosa, R (6, 1) OBP: 0.231, SLG: 0.250										1	0	0	0	0	0	0
Woodie Fryman, R (7, 1)										1	0	0	0	0	1	0
Inning Stats	R: 0 E: 0 K: 0 S: 3 H: 0 LOB: 0 BB: 0 P: 3	R: 1 E: 0 K: 1 S: 6 H: 2 LOB: 0 BB: 0 P: 6	R: 0 E: 0 K: 2 S: 7 H: 0 LOB: 0 BB: 0 P: 7	R: 0 E: 0 K: 1 S: 5 H: 0 LOB: 0 BB: 0 P: 5	R: 1 E: 1 K: 2 S: 10 H: 2 LOB: 2 BB: 0 P: 10	R: 2 E: 0 K: 1 S: 8 H: 3 LOB: 2 BB: 1 P: 12	R: 0 E: 0 K: 0 S: 3 H: 0 LOB: 1 BB: 1 P: 7	R: 0 E: 0 K: 1 S: 6 H: 1 LOB: 2 BB: 1 P: 10	R: 0 E: 0 K: 2 S: 7 H: 0 LOB: 0 BB: 0 P: 7	1B: 5 2B: 2 3B: 0 HR: 1 SF: 0 SAC: 0 DP: 1 HBP: 0						

PITCHER	IP	WLS	BF	H	R	ER	SO	BB	IBB	HBP	BLK	WP	HR	S	P	ERA	WHIP
Pete Vuckovich, R (1, 1) ERA: 3.78	7.0	L	30	7	4	4	7	2	0	0	0	0	1	42	50	5.14	1.286
Mark Littell, R (8, 1) ERA: 2.44	2.0		8	1	0	0	3	1	0	0	0	0	0	13	17	0.00	1.000

PITCHER	IP	WLS	BF	H	R	ER	SO	BB	IBB	HBP	BLK	WP	HR	S	P	ERA	WHIP

Montreal Expos @ St. Louis Cardinals

Busch Stadium, St. Louis, MO

Sun Sep 09 1979, 3:33 AM CDT

Att. 46,351 - Unknown

TOP

livebaseballscorecards.com

AB	35
R	4
H	8
RBI	4
BB	3
SO	10
LOB	19

Batter	1	2	3	4	5	6	7	8	9	AB	R	H	RBI	BB	SO	LOB
Garry Templeton, S (1, 6) OBP: 0.341, SLG: 0.464	FC4-6 1B		P3		K		P6			4	0	1	0	0	1	6
Lou Brock, L (1, 7) OBP: 0.353, SLG: 0.416	FC4-6 CS S 1-2f		BBBB G4-3 1-2 BB			BBBB 1B BB	7-2 3-Hf			2	0	0	0	2	0	4
Mark Littell, L (8, 1)										0	0	0	0	0	0	0
Keith Hernandez, L (1, 3) OBP: 0.416, SLG: 0.515	6-3 1-3		G4-3 1-2f			1-2 1B		G3		4	0	1	0	0	0	4
Ted Simmons, S (1, 2) OBP: 0.380, SLG: 0.518		HR		F7		F3		5-3		4	1	1	1	0	0	2
Tony Scott, S (1, 8) OBP: 0.307, SLG: 0.380		E5 F9 P4 1B		6-3		SSS K		SSS K		4	0	1	0	0	2	2
George Hendrick, R (1, 9) OBP: 0.353, SLG: 0.440		F9 2-3		F8		1-3			5-3	4	0	0	0	0	0	3
Ken Reitz, R (1, 5) OBP: 0.298, SLG: 0.369		P4 3-H			4-3 2B		BBBB 1B 1B 7-2 BB		F7	3	0	1	0	1	0	1
Ken Oberkfell, L (1, 4) OBP: 0.398, SLG: 0.401			SH BLK 1B		4-3 2-3		1-2 1B		4-3	4	0	2	0	0	0	1
Pete Vuckovich, R (1, 1) OBP: 0.164, SLG: 0.169			SH BB 1-3		F9		1-2 2-3 1B			1	0	0	0	0	0	1
Jerry Mumphrey, S (7, PH) OBP: 0.344, SLG: 0.378 (8, 7)										1	0	1	0	0	0	0
Inning Stats	R: 0 H: 1 E: 0 LOB: 0 K: 0 BB: 0 S: 3 P: 3	R: 1 H: 2 E: 1 LOB: 0 K: 0 BB: 0 S: 4 P: 4	R: 0 H: 1 E: 0 LOB: 2 K: 0 BB: 1 S: 4 P: 8	R: 0 H: 0 E: 0 LOB: 0 K: 0 BB: 0 S: 3 P: 3	R: 0 H: 1 E: 0 LOB: 1 K: 1 BB: 0 S: 6 P: 6	R: 0 H: 1 E: 0 LOB: 2 K: 1 BB: 1 S: 6 P: 10	R: 0 H: 2 E: 0 LOB: 2 K: 0 BB: 1 S: 4 P: 8	R: 0 H: 0 E: 0 LOB: 0 K: 1 BB: 0 S: 5 P: 5	R: 0 H: 0 E: 0 LOB: 0 K: 0 BB: 0 S: 3 P: 3	1B: 6 SF: 0 2B: 2 SAC: 1 3B: 0 DP: 2 HR: 1 HBP: 0						

PITCHER	IP	WLS	BF	H	R	ER	SO	BB	IBB	HBP	BLK	WP	HR	S	P	ERA	WHIP
Rudy May, L (1, 1) ERA: 2.18	5.2	W	23	6	1	1	2	2	0	0	1	0	1	25	33	1.59	1.412
Elias Sosa, R (6, 1) ERA: 1.92	0.1		4	2	0	0	0	1	0	0	0	0	0	3	7	0.00	9.000
Woodie Fryman, L (7, 1) ERA: 3.1	3.0	S	8	0	0	0	1	0	0	0	0	0	0	10	10	0.00	0.000

PITCHER	IP	WLS	BF	H	R	ER	SO	BB	IBB	HBP	BLK	WP	HR	S	P	ERA	WHIP

BOTTOM

Montreal Expos @ St. Louis Cardinals

Busch Stadium, St. Louis, MO

Sun Sep 09 1979, 3:33 AM CDT

Att. 46,351 - Unknown

livebaseballscorecards.com

AB	31
R	1
H	8
RBI	1
BB	3
SO	3
LOB	24

WP: 0	PA: 35
PB: 0	
SB: 1	
CS: 1	

Chicago Cubs @ Montreal Expos

Olympic Stadium, Montreal, QB

Tue Sep 11 1979, 7:05 PM EDT

Unknown

TOP

livebaseballscorecards.com

Batter	1	2	3	4	5	6	7	8	9	AB	R	H	RBI	BB	SO	LOB
Ivan De Jesus, R (1, 6) OBP: 0.336, SLG: 0.366	5-3		6-3			F9		F8	6-3	5	0	0	0	0	0	1
Scot Thompson, L (1, 8) OBP: 0.350, SLG: 0.418 (1, 9)	F8		F8			3-1		1B BB 1B 1-2 1B	K	5	1	1	0	0	1	0
Bill Buckner, L (1, 3) OBP: 0.318, SLG: 0.441	3B 1B			F4		L8		BBBB 4-0 1B 1B 1-2 2-3 BB		1	1	1	0	0	0	0
Jerry Martin, R (1, 8) OBP: 0.335, SLG: 0.467										2	1	0	0	1	0	0
Dave Kingman, R (1, 7) OBP: 0.350, SLG: 0.644	1-H 3B			F8			HR	1B 1B 1-2 2-3 3-H 1B		4	2	3	3	0	0	0
Larry Biittner, L (1, 9) OBP: 0.362, SLG: 0.434 (1, 3)	1-3			5-3			3-1	HBP 1B 1-2 2-H 3-H 1B		4	0	1	2	0	0	1
Kurt Seibert, S (8, PR)										0	0	0	0	0	0	0
Steve Dillard, R (8, 4) OBP: 0.365, SLG: 0.450										0	0	0	0	0	0	0
Steve Ontiveros, S (1, 5) OBP: 0.373, SLG: 0.381 (8, 3)		6-3			F6		K	HBP 1-2 2-H 1B		4	0	1	1	0	1	0
Steve Macko, L (1, 4) OBP: 0.324, SLG: 0.313		K			F2		4-3	1-0 1-2 2-3 HBP		3	0	0	0	0	1	0
Barry Foote, R (8, PH) OBP: 0.322, SLG: 0.447 (8, 2)										0	0	0	0	0	0	0
Tim Blackwell, S (1, 2) OBP: 0.333, SLG: 0.220		K			1B			BB 1B 1B F5		2	0	1	0	0	1	0
Ken Henderson, S (8, PH) OBP: 0.387, SLG: 0.377										2	1	1	0	0	0	3
Dick Tidrow, R (8, 1) OBP: 0.200, SLG: 0.200										0	0	0	0	0	0	0
Lynn McGlothen, L (1, 1) OBP: 0.222, SLG: 0.258			5-3		4-3			K	K	2	0	0	0	0	0	1
Donnie Moore, L (6, 1) OBP: 0.182, SLG: 0.364										0	0	0	0	0	0	0
Mike Vail, R (8, PH) OBP: 0.376, SLG: 0.537 (8, 5)										2	0	0	0	0	2	1

	AB	36
	R	6
	H	9
	RBI	6
	BB	1
	SO	6
	LOB	7

Inning Stats										
	R: 1	H: 2	R: 0	H: 0	R: 0	H: 0	R: 0	H: 0	R: 0	H: 1
	E: 0	LOB: 1	E: 0	LOB: 0	E: 0	LOB: 0	E: 0	LOB: 0	E: 0	LOB: 1
	K: 0	BB: 0	K: 2	BB: 0	K: 0	BB: 0	K: 0	BB: 0	K: 0	BB: 0
	S: 5	P: 5	S: 7	P: 7	S: 3	P: 3	S: 3	P: 3	S: 4	P: 4

Inning Stats										
	R: 0	H: 0	R: 1	H: 1	R: 4	H: 5	R: 0	H: 0	1B: 7	SF: 0
	E: 0	LOB: 0	E: 0	LOB: 0	E: 0	LOB: 3	E: 0	LOB: 0	2B: 0	SAC: 0
	K: 0	BB: 0	K: 1	BB: 0	K: 1	BB: 1	K: 2	BB: 0	3B: 1	DP: 0
	S: 3	P: 3	S: 6	P: 6	S: 10	P: 15	S: 7	P: 7	HR: 1	HBP: 1

	WP: 0	PA: 38
	PB: 0	
	SB: 0	
	CS: 0	

PITCHER		IP	WLS	BF	H	R	ER	SO	BB	IBB	HBP	BLK	WP	HR	S	P	ERA	WHIP
David Palmer, R ERA: 2.8	(1, 1)	7.2	W	32	8	6	6	4	1	0	0	0	0	1	39	43	7.04	1.174
Elias Sosa, R ERA: 1.89	(8, 1)	1.1	S	6	1	0	0	2	0	0	1	0	0	0	9	10	0.00	0.750

PITCHER		IP	WLS	BF	H	R	ER	SO	BB	IBB	HBP	BLK	WP	HR	S	P	ERA	WHIP

Batter	1	2	3	4	5	6	7	8	9	AB	R	H	RBI	BB	SO	LOB
Warren Cromartie, L (1, 7) OBP: 0.328, SLG: 0.417	F8		1-3 1B	IBB		2B 1B		IBB		3	1	2	0	2	0	0
Dave Cash, R (1, 4) OBP: 0.383, SLG: 0.435	1-3		1-3 1-2	1-2 2-H 3-H 1B		1B 1-3 2B		1-2 2-3 1B		5	0	3	2	0	0	1
Andre Dawson, R (1, 8) OBP: 0.309, SLG: 0.480	HR		6-3	5-3		2-3 3-H 1B		SF7 3-H		4	1	2	3	0	0	3
Tony Perez, R (1, 3) OBP: 0.328, SLG: 0.444	4-3			PB 4-3 1B 1B	F9	G3		K		5	1	1	0	0	1	4
Gary Carter, R (1, 2) OBP: 0.332, SLG: 0.479 Tim Raines, S (7, PR) Duffy Dyer, R (8, 2) OBP: 0.313, SLG: 0.333		FC6-4 BB	4-3 1-2	K			G6-4-3 1B			3 0 0	0 0 0	1 0 0	0 0 0	1 0 0	1 0 0	1 0 0
Ellis Valentine, R (1, 9) OBP: 0.306, SLG: 0.479 Tom Hutton, L (8, 9) OBP: 0.369, SLG: 0.378		FC6-4 1-2f	3B 1B 2-H	5-3			G6-4-3 1-2f			4 0	1 0	1 0	1 0	0 0	0 0	2 0
Larry Parrish, R (1, 5) OBP: 0.367, SLG: 0.545 Jim Mason, L (8, 6) OBP: 0.256, SLG: 0.282		K	1B 3B 1-H			HR	F7			4 0	2 0	2 0	2 0	0 0	1 0	2 0
Rodney Scott, S (1, 6) OBP: 0.315, SLG: 0.289 Ken Macha, R (8, 5) OBP: 0.333, SLG: 0.417		K	S 1B HBP			5-3		1B SF7 2B		2 1	1 1	0 1	0 1	0 0	1 0	1 0
David Palmer, R (1, 1) OBP: 0.074, SLG: 0.038 Elias Sosa, R (8, 1) OBP: 0.214, SLG: 0.231			K	K 1-2		K		K		3 1	0 0	0 0	0 0	0 0	3 1	2 1
Inning Stats	R: 1 E: 0 K: 0 S: 4 H: 1 LOB: 0 BB: 0 P: 4	R: 0 E: 0 K: 2 S: 7 H: 0 LOB: 1 BB: 1 P: 11	R: 0 E: 0 K: 1 S: 6 H: 1 LOB: 1 BB: 0 P: 6	R: 4 E: 0 K: 1 S: 9 H: 4 LOB: 2 BB: 1 P: 14	R: 0 E: 0 K: 1 S: 5 H: 0 LOB: 0 BB: 0 P: 5	R: 2 E: 0 K: 1 S: 9 H: 4 LOB: 2 BB: 0 P: 9	R: 0 E: 0 K: 0 S: 3 H: 1 LOB: 1 BB: 0 P: 3	R: 1 E: 0 K: 2 S: 9 H: 2 LOB: 2 BB: 1 P: 13		1B: 8 2B: 2 3B: 1 HR: 2 SF: 1 SAC: 0 DP: 1 HBP: 1						

PITCHER		IP	WLS	BF	H	R	ER	SO	BB	IBB	HBP	BLK	WP	HR	S	P	ERA	WHIP
Lynn McGlothen, R ERA: 4.03	(1, 1)	5.2	L	30	10	7	7	6	1	1	1	0	0	2	39	48	11.12	1.941
Donnie Moore, R ERA: 5.26	(6, 1)	1.1		4	1	0	0	0	0	0	0	0	0	0	4	4	0.00	0.750
Dick Tidrow, R ERA: 3.83	(8, 1)	1.0		6	2	1	1	2	0	1	0	0	0	0	9	13	9.00	2.000

PITCHER	IP	WLS	BF	H	R	ER	SO	BB	IBB	HBP	BLK	WP	HR	S	P	ERA	WHIP

BOTTOM

Chicago Cubs @ Montreal Expos

Olympic Stadium, Montreal, QB

Tue Sep 11 1979, 7:05 PM EDT

Unknown

livebaseballscorecards.com

AB	35
R	8
H	13
RBI	8
BB	3
SO	8
LOB	17

WP: 0	PA: 40		
PB: 1			
SB: 1			
CS: 0			

Chicago Cubs @ Montreal Expos

Olympic Stadium, Montreal, QB

Tue Sep 11 1979, 7:05 PM EDT

Att. 33,910 - Unknown

TOP

livebaseballscorecards.com

Batter	1	2	3	4	5	6	7	8	9	AB	R	H	RBI	BB	SO	LOB
Ivan De Jesus, R (1, 6) OBP: 0.338, SLG: 0.369	BBBB 4-0 WP 2B BB		x 0-0 1B 1B		x 0-0 2B	x 0-0 ③ F3			SSS 0-3 ② K	4	1	2	0	1	1	2
Larry Biittner, L (1, 3) OBP: 0.358, SLG: 0.433	x 0-0 F9 SF7 1-H 2B		SSS 0-3 ① K		x 0-0 ① F6		SSS 0-3 ① K		x 0-0 ③ 4-3	5	1	1	1	0	2	2
Mike Vail, R (1, 9) OBP: 0.374, SLG: 0.530	x 0-0 ① F9 2-3		x 0-0 1-2 1B		x 0-0 ② 6-3		x 0-0 ② F4			4	0	1	0	0	0	2
Scot Thompson, L (8, 9) OBP: 0.350, SLG: 0.418										0	0	0	0	0	0	0
Dave Kingman, R (1, 7) OBP: 0.349, SLG: 0.641	x 0-0 ② SF7 3-H		x 0-0 ② F8		4-0 IBB		x 0-0 ③ F8			2	0	0	1	1	0	2
Barry Foote, R (1, 2) OBP: 0.321, SLG: 0.445	x 0-0 ③ 6-3		x 0-0 ③ F6		SSS 0-3 ③ K			x 0-0 E S FC5-2 1B		4	0	1	0	0	1	4
Miguel Dilone, S (8, PR) OBP: 0.246, SLG: 0.270 (8, 8)										0	0	0	0	0	0	0
Steve Ontiveros, S (1, 5) OBP: 0.374, SLG: 0.382		BBBB 4-0 BB		x 0-0 ① F7		x 0-0 2B		SSS 0-3 ① K 1-3		3	0	1	0	1	1	1
Jerry Martin, R (1, 8) OBP: 0.334, SLG: 0.465		x 0-0 ① F8		x 0-0 1B		x 0-0 ① F6		x 0-0 ② FC5-2 1B 3-H		4	0	1	0	0	0	4
Tim Blackwell, S (8, 2) OBP: 0.333, SLG: 0.220										0	0	0	0	0	0	0
Steve Dillard, R (1, 4) OBP: 0.368, SLG: 0.447		x 0-0 ② F3		x 0-0 ② F4		BBBB 4-0 BB		x 0-0 ③ 1-3 1B		3	0	1	0	1	0	2
Bill Caudill, R (1, 1)		SSS 0-3 ③ K		x 0-0 ③ F9		x 0-0 ② F7			x 0-0 ① F8	2	0	0	0	0	1	2
Ken Henderson, S (6, PH) OBP: 0.383, SLG: 0.372										1	0	0	0	0	0	2
Dick Tidrow, R (6, 1) OBP: 0.200, SLG: 0.200										0	0	0	0	0	0	0
Steve Macko, L (9, PH) OBP: 0.314, SLG: 0.303										1	0	0	0	0	0	0

	AB	33
	R	2
	H	8
	RBI	2
	BB	4
	SO	6
	LOB	23

Inning Stats	1	2	3	4	5	6	7	8	9
	R: 2 E: 0 K: 0 S: 4 H: 1 LOB: 0 BB: 1 P: 8	R: 0 E: 0 K: 1 S: 5 H: 0 LOB: 1 BB: 1 P: 9	R: 0 E: 0 K: 1 S: 7 H: 2 LOB: 2 BB: 0 P: 7	R: 0 E: 0 K: 0 S: 4 H: 1 LOB: 1 BB: 0 P: 4	R: 0 E: 0 K: 1 S: 6 H: 1 LOB: 2 BB: 1 P: 10	R: 0 E: 0 K: 0 S: 4 H: 1 LOB: 2 BB: 1 P: 8	R: 0 E: 0 K: 1 S: 5 H: 0 LOB: 0 BB: 0 P: 5	R: 0 E: 1 K: 1 S: 6 H: 2 LOB: 2 BB: 0 P: 6	R: 0 E: 0 K: 1 S: 5 H: 0 LOB: 0 BB: 0 P: 5

	1B: 5	SF: 1	WP: 1	PA: 38
	2B: 3	SAC: 0	PB: 0	
	3B: 0	DP: 0	SB: 1	
	HR: 0	HBP: 0	CS: 0	

PITCHER		IP	WLS	BF	H	R	ER	SO	BB	IBB	HBP	BLK	WP	HR	S	P	ERA	WHIP
Dan Schatzeder, L ERA: 2.96	(1, 1)	7.1	W	33	7	2	2	5	3	1	0	0	1	0	39	55	2.46	1.364
Elias Sosa, R ERA: 1.86	(8, 1)	1.2	S	5	1	0	0	1	0	0	0	0	0	0	7	7	0.00	0.600

PITCHER		IP	WLS	BF	H	R	ER	SO	BB	IBB	HBP	BLK	WP	HR	S	P	ERA	WHIP

Batter	1	2	3	4	5	6	7	8	9	AB	R	H	RBI	BB	SO	LOB
Warren Cromartie, L (1, 7) OBP: 0.327, SLG: 0.418	F5	F8			1B 2B			G3		4	1	1	0	0	0	1
Dave Cash, R (1, 4) OBP: 0.395, SLG: 0.441	BB (S)		G6-3 1B		2-H 1B			5-3		3	0	2	1	1	0	0
Andre Dawson, R (1, 8) OBP: 0.309, SLG: 0.477	F4 (1-2)		L9		BB (PO)			6-3		3	0	0	0	1	0	2
Rusty Staub, L (1, 3) OBP: 0.333, SLG: 0.417	4-3		G6-3 (1-2f)		PO (1-2)	F6				3	0	0	0	0	0	2
Tom Hutton, L (9, 3) OBP: 0.369, SLG: 0.378										0	0	0	0	0	0	0
Gary Carter, R (1, 2) OBP: 0.332, SLG: 0.478		F8		FC5-4 1B		K				3	0	1	0	0	1	0
Ellis Valentine, R (1, 9) OBP: 0.306, SLG: 0.478		HR 1B		FC5-4 (1-2f)		K				3	1	1	0	0	1	1
Larry Parrish, R (1, 5) OBP: 0.367, SLG: 0.550		HR (1-H)		K			K			3	1	1	2	0	2	1
Rodney Scott, S (1, 6) OBP: 0.315, SLG: 0.289		1B		4-3			F8			3	0	1	0	0	0	1
Dan Schatzeder, L (1, 1) OBP: 0.260, SLG: 0.289		K			K		K			3	0	0	0	0	3	1
Elias Sosa, R (8, 1) OBP: 0.214, SLG: 0.231										0	0	0	0	0	0	0
Inning Stats	R: 0 E: 0 K: 0 S: 3 H: 0 LOB: 1 BB: 1 P: 7	R: 2 E: 0 K: 1 S: 8 H: 3 LOB: 1 BB: 0 P: 8	R: 0 E: 0 K: 0 S: 3 H: 1 LOB: 0 BB: 0 P: 3	R: 0 E: 0 K: 1 S: 6 H: 1 LOB: 1 BB: 0 P: 6	R: 1 E: 0 K: 1 S: 5 H: 2 LOB: 0 BB: 1 P: 9	R: 0 E: 0 K: 2 S: 7 H: 0 LOB: 0 BB: 0 P: 7	R: 0 E: 0 K: 2 S: 7 H: 0 LOB: 0 BB: 0 P: 7	R: 0 E: 0 K: 0 S: 3 H: 0 LOB: 0 BB: 0 P: 3		1B: 5 2B: 1 3B: 0 HR: 1	SF: 0 SAC: 0 DP: 1 HBP: 0						

BOTTOM

Chicago Cubs @ Montreal Expos

Olympic Stadium, Montreal, QB

Tue Sep 11 1979, 7:05 PM EDT

Att. 33,910 - Unknown

	AB	R	H	RBI	BB	SO	LOB
Totals	28	3	7	3	2	7	9

livebaseballscorecards.com

PITCHER		IP	WLS	BF	H	R	ER	SO	BB	IBB	HBP	BLK	WP	HR	S	P	ERA	WHIP
Bill Caudill, R ERA: 5.55	(1, 1)	5.0	L	21	7	3	3	3	2	0	0	0	0	1	25	33	5.40	1.800
Dick Tidrow, R ERA: 3.73	(6, 1)	3.0		9	0	0	0	4	0	0	0	0	0	0	17	17	0.00	0.000

PITCHER		IP	WLS	BF	H	R	ER	SO	BB	IBB	HBP	BLK	WP	HR	S	P	ERA	WHIP

Batter	1	2	3	4	5	6	7	8	9	AB	R	H	RBI	BB	SO	LOB
Ivan De Jesus, R (1, 6) OBP: 0.340, SLG: 0.373	0-0 1B	0-0 F8			0-3 K		0-0 1B		0-0 2B	5	1	3	0	0	1	0
Scot Thompson, L (1, 9) OBP: 0.351, SLG: 0.417	0-0 1B 1-2	0-0 G3			0-0 1B		0-0 F7		0-0 G3	5	1	2	0	0	0	2
Dave Kingman, R (1, 7) OBP: 0.348, SLG: 0.638	0-0 1B 1-2 2-H		0-3 K		0-0 F3		0-0			4	1	1	1	0	1	2
Larry Biittner, L (1, 3) OBP: 0.360, SLG: 0.434	0-0 1B 1-2 2-H		0-3 K			0-0 L9		0-0 1B		4	0	2	1	0	1	0
Steve Ontiveros, S (1, 5) OBP: 0.375, SLG: 0.383	0-0 FC6-4 1-2 2-H		0-0 6-3			0-0 WP		0-0 F9		4	0	2	1	0	0	1
Jerry Martin, R (1, 8) OBP: 0.331, SLG: 0.461	0-3 K			0-3 K		0-0 F6 1-2		0-0 L4		4	0	0	0	0	2	4
Tim Blackwell, S (1, 2) OBP: 0.331, SLG: 0.214	0-0 F5			0-0 6-3		4-0 FC6-4 BB		0-0 F8		3	0	0	0	1	0	3
Mick Kelleher, R (1, 4) OBP: 0.295, SLG: 0.289 Bill Buckner, L (9, PH) OBP: 0.317, SLG: 0.440	0-0 FC6-4 1-2f			0-0 6-3		0-0 FC6-4 1-2f			0-0 L9	3 1	0 0	0 0	0 0	0 0	0 0	4 0
Dennis Lamp, R (1, 1) OBP: 0.208, SLG: 0.196 Bruce Sutter, R (7, 1) OBP: 0.333, SLG: 0.273 Ken Henderson, S (9, PH) OBP: 0.379, SLG: 0.367		0-3 K			0-3 K		0-0 1-3		0-0 F7	3 0 1	0 0 0	0 0 0	0 0 0	0 0 0	2 0 0	0 0 0
Inning Stats	R: 3 E: 0 K: 1 S: 10 H: 5 LOB: 2 BB: 0 P: 10	R: 0 E: 0 K: 1 S: 5 H: 0 LOB: 0 BB: 0 P: 5	R: 0 E: 0 K: 2 S: 7 H: 0 LOB: 0 BB: 0 P: 7	R: 0 E: 0 K: 1 S: 5 H: 0 LOB: 0 BB: 0 P: 5	R: 0 E: 0 K: 2 S: 8 H: 1 LOB: 1 BB: 0 P: 8	R: 0 E: 0 K: 0 S: 4 H: 1 LOB: 2 BB: 1 P: 8	R: 0 E: 0 K: 0 S: 4 H: 1 LOB: 1 BB: 0 P: 4	R: 0 E: 0 K: 0 S: 4 H: 1 LOB: 1 BB: 0 P: 4	R: 0 E: 0 K: 0 S: 4 H: 1 LOB: 1 BB: 0 P: 4	1B: 9 2B: 1 3B: 0 HR: 0	SF: 0 SAC: 0 DP: 0 HBP: 0					

PITCHER	IP	WLS	BF	H	R	ER	SO	BB	IBB	HBP	BLK	WP	HR	S	P	ERA	WHIP
Steve Rogers, R (1, 1) ERA: 2.81	9.0	W	38	10	3	3	7	1	0	0	0	1	0	51	55	3.00	1.222

PITCHER	IP	WLS	BF	H	R	ER	SO	BB	IBB	HBP	BLK	WP	HR	S	P	ERA	WHIP

Chicago Cubs @ Montreal Expos

Olympic Stadium, Montreal, QB

Wed Sep 12 1979, 7:05 PM EDT

Att. 15,121 - Unknown

TOP

livebaseballscorecards.com

AB	37
R	3
H	10
RBI	3
BB	1
SO	7
LOB	16

1B: 9	SF: 0	WP: 1	PA: 38
2B: 1	SAC: 0	PB: 0	
3B: 0	DP: 0	SB: 0	
HR: 0	HBP: 0	CS: 0	

Batter	1	2	3	4	5	6	7	8	9	AB	R	H	RBI	BB	SO	LOB
Warren Cromartie, L (1, 7) OBP: 0.325, SLG: 0.415	6-3		4-3			L8		K		4	0	0	0	0	1	1
Dave Cash, R (1, 4) OBP: 0.390, SLG: 0.435	6-3		6-3			6-3		FC5-4 1B 1-2		4	0	1	0	0	0	0
Andre Dawson, R (1, 8) OBP: 0.307, SLG: 0.474	G3		4-3				F8	FC5-4 2B 1-2f 2-3		4	1	0	0	0	0	2
Tony Perez, R (1, 3) OBP: 0.328, SLG: 0.444		F4	L4				6-3	3B 2B 1-H 3-H		4	1	1	2	0	0	0
Gary Carter, R (1, 2) OBP: 0.333, SLG: 0.481		L7			5-3		BBBB 2B BB	3B 2-H		3	1	1	1	1	0	0
Ellis Valentine, R (1, 9) OBP: 0.308, SLG: 0.480		F8			1B		E 2B 1-H	K		4	1	2	1	0	1	1
Larry Parrish, R (1, 5) OBP: 0.367, SLG: 0.555			HR		F9		E5 2-H			3	1	1	1	0	0	1
Rodney Scott, S (1, 6) OBP: 0.313, SLG: 0.288			1-3		G3		K			3	0	0	0	0	1	2
Steve Rogers, R (1, 1) OBP: 0.197, SLG: 0.181			K			5-3		FC5-4 1B 2B BB		2	1	0	0	1	1	0
Inning Stats	R: 0 H: 0 E: 0 LOB: 0 K: 0 BB: 0 S: 3 P: 3	R: 0 H: 0 E: 0 LOB: 0 K: 0 BB: 0 S: 3 P: 3	R: 1 H: 1 E: 0 LOB: 0 K: 1 BB: 0 S: 6 P: 6	R: 0 H: 0 E: 0 LOB: 0 K: 0 BB: 0 S: 3 P: 3	R: 0 H: 1 E: 0 LOB: 1 K: 0 BB: 0 S: 4 P: 4	R: 0 H: 0 E: 0 LOB: 0 K: 0 BB: 0 S: 3 P: 3	R: 2 H: 1 E: 1 LOB: 1 K: 1 BB: 1 S: 7 P: 11	R: 3 H: 3 E: 0 LOB: 1 K: 2 BB: 1 S: 10 P: 14		1B: 2 SF: 0 2B: 2 SAC: 0 3B: 1 DP: 0 HR: 1 HBP: 0						

BOTTOM

Chicago Cubs @ Montreal Expos

Olympic Stadium, Montreal, QB

Wed Sep 12 1979, 7:05 PM EDT

Att. 15,121 - Unknown

livebaseballscorecards.com

AB	31
R	6
H	6
RBI	5
BB	2
SO	4
LOB	7

WP: 0 PB: 0 SB: 0 CS: 0 PA: 33

PITCHER		IP	WLS	BF	H	R	ER	SO	BB	IBB	HBP	BLK	WP	HR	S	P	ERA	WHIP
Dennis Lamp, R ERA: 3.67	(1, 1)	6.2		24	3	3	2	1	1	0	0	0	0	1	25	29	2.70	0.600
Bruce Sutter, R ERA: 2.1	(7, 1)	1.1	L	9	3	3	3	3	1	0	0	0	0	0	14	18	20.25	3.000

PITCHER	IP	WLS	BF	H	R	ER	SO	BB	IBB	HBP	BLK	WP	HR	S	P	ERA	WHIP

Batter	1	2	3	4	5	6	7	8	9	AB	R	H	RBI	BB	SO	LOB
Miguel Dilone, S (1, 8) OBP: 0.268, SLG: 0.287	0-3 1B		BBB 4-0 CS BB		S 1B	CS 1-2	FC4-6 1B		G3	4	1	3	0	1	0	1
Scot Thompson, L (9, 8) OBP: 0.351, SLG: 0.417										0	0	0	0	0	0	0
Ivan De Jesus, R (1, 6) OBP: 0.340, SLG: 0.373	9-3 1-2f		1B 1-2 2B		1-2		FC4-6 G6-4-3 1-2f			4	1	1	0	0	0	3
Larry Biittner, L (1, 3) OBP: 0.367, SLG: 0.438	BBBB 4-0 1B BB		2-H 1B		2B 2-H 1B		G6-4-3 1-2f			3	0	2	2	1	0	1
Dave Kingman, R (1, 7) OBP: 0.350, SLG: 0.639	FC4-6 1-2 1B		F8		1-3 2B			SSS 0-3 K		4	0	2	0	0	1	1
Steve Ontiveros, S (1, 5) OBP: 0.372, SLG: 0.380	FC4-6 1-2f		F8		6-3			4-3		4	0	0	0	0	0	5
Jerry Martin, R (1, 9) OBP: 0.333, SLG: 0.460		FC6-4 1B 1B		6-3		BBBB 4-0 4-3 SH3-4 1B BB		L7		3	1	1	0	1	0	0
Tim Blackwell, S (1, 2) OBP: 0.338, SLG: 0.226		FC6-4 1-2 1B		L1-3 1B		SH3-4 1-2			3-1	3	0	2	0	0	0	0
Mick Kelleher, R (1, 4) OBP: 0.283, SLG: 0.277		FC6-4 L4-3 1-2f 2-3		L1-3 1-2		4-3 2-3			F9	4	0	0	0	0	0	4
Rick Reuschel, R (1, 1) OBP: 0.244, SLG: 0.227		L4-3 1-2			4-3	CS 3-H 1B			2B	4	0	2	1	0	0	2
Bruce Sutter, R (9, 1) OBP: 0.333, SLG: 0.273										0	0	0	0	0	0	0
Inning Stats	R: 0 H: 2 E: 0 LOB: 2 K: 0 BB: 1 S: 4 P: 8	R: 0 H: 2 E: 0 LOB: 1 K: 0 BB: 0 S: 4 P: 4	R: 1 H: 2 E: 0 LOB: 1 K: 0 BB: 1 S: 4 P: 8	R: 0 H: 1 E: 0 LOB: 0 K: 0 BB: 0 S: 3 P: 3	R: 1 H: 3 E: 0 LOB: 2 K: 0 BB: 0 S: 6 P: 6	R: 1 H: 1 E: 0 LOB: 0 K: 0 BB: 1 S: 3 P: 7	R: 0 H: 1 E: 0 LOB: 0 K: 0 BB: 0 S: 3 P: 3	R: 0 H: 0 E: 0 LOB: 0 K: 1 BB: 0 S: 5 P: 5	R: 0 H: 1 E: 0 LOB: 1 K: 0 BB: 0 S: 4 P: 4	1B: 10 SF: 0 2B: 6 SAC: 1 3B: 0 DP: 4 HR: 0 HBP: 0						

TOP

Chicago Cubs @ Montreal Expos

Olympic Stadium, Montreal, QB

Thu Sep 13 1979, 7:05 PM EDT

Att. 19,108 - Unknown

livebaseballscorecards.com

AB	33
R	3
H	13
RBI	3
BB	3
SO	1
LOB	17

WP: 0 PA: 38
PB: 0
SB: 1
CS: 2

PITCHER		IP	WLS	BF	H	R	ER	SO	BB	IBB	HBP	BLK	WP	HR	S	P	ERA	WHIP
Bill Lee, L ERA: 3.09	(1, 1)	5.2		27	11	3	3	0	3	0	0	0	0	0	24	36	4.76	2.471
Dale Murray, R ERA: 4.68	(6, 1)	1.1		3	1	0	0	0	0	0	0	0	0	0	3	3	0.00	0.750
Bill Atkinson, R ERA:	(8, 1)	2.0	W	7	1	0	0	1	0	0	0	0	0	0	9	9	0.00	0.500

PITCHER	IP	WLS	BF	H	R	ER	SO	BB	IBB	HBP	BLK	WP	HR	S	P	ERA	WHIP

BOTTOM

Chicago Cubs @ Montreal Expos

Olympic Stadium, Montreal, QB

Thu Sep 13 1979, 7:05 PM EDT

Att. 19,108 - Unknown

Batter	1	2	3	4	5	6	7	8	9	AB	R	H	RBI	BB	SO	LOB
Warren Cromartie, L (1, 7) OBP: 0.325, SLG: 0.413	5-3 1B		4-3		3-1 2-3			F8		4	0	1	0	0	0	1
Dave Cash, R (1, 4) OBP: 0.386, SLG: 0.437	K			2B 2B	4-3			F9		4	1	1	0	0	1	2
Andre Dawson, R (1, 8) OBP: 0.306, SLG: 0.474	5-3 1-2			3B 2-H 2B		3-1		G1		4	1	1	1	0	0	1
Tony Perez, R (1, 3) OBP: 0.325, SLG: 0.440	K			G3		6-3			F7	4	0	0	0	0	1	2
Gary Carter, R (1, 2) OBP: 0.335, SLG: 0.486		5-3		FC3-2 2-H 3B		4-3			1B FC6-2 1B	4	0	2	1	0	0	0
Ellis Valentine, R (1, 9) OBP: 0.307, SLG: 0.478		6-3		FC3-2 FC6-4 3-H			F5		FC6-2 IBB 1-3 1B 1B	4	1	1	0	0	0	1
Larry Parrish, R (1, 5) OBP: 0.366, SLG: 0.551		L8		FC6-4 1-2f			4-3		FC6-2 1-2 1B IBB	3	1	0	0	1	0	1
Rodney Scott, S (1, 6) OBP: 0.314, SLG: 0.289			5-3		3-1 5-3 1B		E4 1B		FC6-2 1-2 1B 2-3 3-Hf	4	0	2	0	0	0	3
Bill Lee, L (1, 1) OBP: 0.200, SLG: 0.200			L6		5-3 1-2		G3		1B	2	0	0	0	0	0	1
Dale Murray, R (6, 1)										0	0	0	0	0	0	0
Tom Hutton, L (7, PH) OBP: 0.365, SLG: 0.373										1	0	0	0	0	0	1
Bill Atkinson, L (8, 1)										0	0	0	0	0	0	0
Rusty Staub, L (9, PH) OBP: 0.335, SLG: 0.419										1	0	1	2	0	0	0
Inning Stats	R: 0 E: 0 K: 2 S: 8 H: 1 LOB: 1 BB: 0 P: 8	R: 0 E: 0 K: 0 S: 3 H: 0 LOB: 0 BB: 0 P: 3	R: 0 E: 0 K: 0 S: 3 H: 0 LOB: 0 BB: 0 P: 3	R: 2 E: 0 K: 0 S: 6 H: 3 LOB: 1 BB: 0 P: 6	R: 0 E: 0 K: 0 S: 4 H: 1 LOB: 1 BB: 0 P: 4	R: 0 E: 0 K: 0 S: 3 H: 0 LOB: 0 BB: 0 P: 3	R: 0 E: 1 K: 0 S: 4 H: 1 LOB: 1 BB: 0 P: 4	R: 0 E: 0 K: 0 S: 3 H: 0 LOB: 0 BB: 0 P: 3	R: 2 E: 0 K: 0 S: 5 H: 3 LOB: 2 BB: 1 P: 9	1B: 6 2B: 2 3B: 1 HR: 0	SF: 0 SAC: 0 DP: 0 HBP: 0						

livebaseballscorecards.com

AB	35
R	4
H	9
RBI	4
BB	1
SO	2
LOB	13

WP: 0 PB: 0 SB: 0 CS: 0 PA: 36

PITCHER		IP	WLS	BF	H	R	ER	SO	BB	IBB	HBP	BLK	WP	HR	S	P	ERA	WHIP
Rick Reuschel, R ERA: 3.38	(1, 1)	8.1	L	33	8	4	4	2	0	0	0	0	0	0	37	37	4.32	0.960
Bruce Sutter, R ERA: 2.09	(9, 1)	0.1		3	1	0	0	0	0	1	0	0	0	0	2	6	0.00	3.000

PITCHER	IP	WLS	BF	H	R	ER	SO	BB	IBB	HBP	BLK	WP	HR	S	P	ERA	WHIP

Batter	1	2	3	4	5	6	7	8	9	10	11	AB	R	H	RBI	BB	SO	LOB
Garry Templeton, S (1, 6) OBP: 0.337, SLG: 0.457	F8		P4			F9			5-3		F8	5	0	0	0	0	0	0
Jerry Mumphrey, S (1, 7) OBP: 0.345, SLG: 0.379	6-3			K		L9			1B		E1	5	0	1	0	0	1	0
Keith Hernandez, L (1, 3) OBP: 0.411, SLG: 0.506	F8			F8			K		P6		F7	5	0	0	0	0	1	2
Ted Simmons, S (1, 2) OBP: 0.376, SLG: 0.511		F7		6-3			F8		L6		K	5	0	0	0	0	1	2
George Hendrick, R (1, 9) OBP: 0.350, SLG: 0.438		2B			5-3		F9			F8		4	0	1	0	0	0	0
Tony Scott, S (1, 8) OBP: 0.303, SLG: 0.373		K			F7			K		F8		4	0	0	0	0	2	1
Ken Reitz, R (1, 5) OBP: 0.303, SLG: 0.382		6-3			2B			HR		1B		4	1	3	1	0	0	1
Tom Herr, S (10, PR) OBP: 0.375, SLG: 0.167 (10, 4)												0	0	0	0	0	0	0
Ken Oberkfell, L (1, 4) OBP: 0.400, SLG: 0.402 (10, 5)			F7		1-3			F8		1-2 1B		4	0	1	0	0	0	1
Pete Vuckovich, R (1, 1) OBP: 0.158, SLG: 0.162			P6			K		1-3		F5		3	0	0	0	0	1	0
Roger Freed, R (10, PH) OBP: 0.345, SLG: 0.520												1	0	0	0	0	0	2
Will McEnaney, L (10, 1)												0	0	0	0	0	0	0
Mark Littell, L (11, 1)												0	0	0	0	0	0	0
Inning Stats	R: 0 E: 0 K: 0 S: 3 H: 0 LOB: 0 BB: 0 P: 3	R: 0 E: 0 K: 1 S: 6 H: 1 LOB: 1 BB: 0 P: 6	R: 0 E: 0 K: 0 S: 3 H: 0 LOB: 0 BB: 0 P: 3	R: 0 E: 0 K: 1 S: 5 H: 0 LOB: 0 BB: 0 P: 5	R: 0 E: 0 K: 0 S: 4 H: 1 LOB: 1 BB: 0 P: 4	R: 0 E: 0 K: 1 S: 5 H: 0 LOB: 0 BB: 0 P: 5	R: 0 E: 0 K: 1 S: 5 H: 0 LOB: 0 BB: 0 P: 5	R: 1 E: 0 K: 1 S: 6 H: 1 LOB: 0 BB: 0 P: 6	R: 0 E: 0 K: 0 S: 4 H: 1 LOB: 1 BB: 0 P: 4	R: 0 E: 0 K: 0 S: 5 H: 2 LOB: 2 BB: 0 P: 5	R: 0 E: 1 K: 1 S: 6 H: 0 LOB: 1 BB: 0 P: 6	1B: 3 2B: 2 3B: 0 HR: 1	SF: 0 SAC: 0 DP: 0 HBP: 0					

PITCHER	IP	WLS	BF	H	R	ER	SO	BB	IBB	HBP	BLK	WP	HR	S	P	ERA	WHIP
Dan Schatzeder, L (1, 1) ERA: 2.82	10.0		36	6	1	1	5	0	0	0	0	0	1	46	46	0.90	0.600
Elias Sosa, R (11, 1) ERA: 1.84	1.0	W	4	0	0	0	1	0	0	0	0	0	0	6	6	0.00	0.000

PITCHER	IP	WLS	BF	H	R	ER	SO	BB	IBB	HBP	BLK	WP	HR	S	P	ERA	WHIP

TOP

St. Louis Cardinals @ Montreal Expos

Olympic Stadium, Montreal, QB

Sat Sep 15 1979, 3:33 AM EDT

Cloudy

livebaseballscorecards.com

AB	40
R	1
H	6
RBI	1
BB	0
SO	6
LOB	9

PA: 40

WP: 0 PB: 0 SB: 0 CS: 0

Batter	1	2	3	4	5	6	7	8	9	10	11	AB	R	H	RBI	BB	SO	LOB
Warren Cromartie, L (1, 7) OBP: 0.324, SLG: 0.412	6-3		P4			SH3-4 1-2		1B 1-2		K		4	0	1	0	0	1	1
Dave Cash, R (1, 4) OBP: 0.386, SLG: 0.435	P6			6-3		4-3 2-3 1B		F9		FC6-4 1B		5	0	2	0	0	0	2
Andre Dawson, R (1, 8) OBP: 0.304, SLG: 0.470	5-3			F7		4-3 1-2 3-H		K		FC6-4 1-2f		5	0	0	1	0	1	4
Tony Perez, R (1, 3) OBP: 0.326, SLG: 0.444 Tim Raines, S (9, PR) Tom Hutton, L (10, 3) OBP: 0.360, SLG: 0.368		F9		3B		6-3			S SH3-4 BB		K	3 0 1	0 0 0	1 0 0	0 0 0	1 0 0	0 0 1	1 0 0
Gary Carter, R (1, 2) OBP: 0.334, SLG: 0.484		K		6-3			F7		SH3-4 1-2		1B 1B 1B	4	1	1	0	0	1	1
Ellis Valentine, R (1, 9) OBP: 0.308, SLG: 0.476		F8			6-3		5-3		S IBB		1B 1B 1-2	4	0	1	0	1	0	0
Larry Parrish, R (1, 5) OBP: 0.365, SLG: 0.548			F9		F9		F8		5-3 1-2 2-3		1B 1-2 2-3	5	0	1	0	0	0	2
Rodney Scott, S (1, 6) OBP: 0.313, SLG: 0.289			F8		6-3			B4-3	P6		1-2 2-3 3-H	5	0	1	1	0	0	3
Dan Schatzeder, L (1, 1) OBP: 0.302, SLG: 0.304 Jerry White, S (10, PH) OBP: 0.365, SLG: 0.395 Elias Sosa, R (11, 1) OBP: 0.214, SLG: 0.231			1B			1B SH3-4 4-3 BB		1B BB		F3		1 1 0	1 0 0	1 0 0	0 0 0	2 0 0	0 0 0	0 0 0
Inning Stats	R: 0 E: 0 K: 0 S: 3 H: 0 LOB: 0 BB: 0 P: 3	R: 0 E: 0 K: 1 S: 5 H: 0 LOB: 0 BB: 0 P: 5	R: 0 E: 0 K: 0 S: 4 H: 1 LOB: 1 BB: 0 P: 4	R: 0 E: 0 K: 0 S: 4 H: 1 LOB: 1 BB: 0 P: 4	R: 0 E: 0 K: 0 S: 3 H: 0 LOB: 0 BB: 0 P: 3	R: 1 E: 0 K: 0 S: 4 H: 1 LOB: 1 BB: 1 P: 8	R: 0 E: 0 K: 0 S: 3 H: 0 LOB: 0 BB: 0 P: 3	R: 0 E: 0 K: 1 S: 6 H: 1 LOB: 2 BB: 1 P: 10	R: 0 E: 0 K: 0 S: 3 H: 0 LOB: 3 BB: 2 P: 11	R: 0 E: 0 K: 1 S: 6 H: 1 LOB: 1 BB: 0 P: 6	R: 1 E: 0 K: 1 S: 7 H: 4 LOB: 3 BB: 0 P: 7	1B: 8 2B: 0 3B: 1 HR: 0 SF: 0 SAC: 2 DP: 0 HBP: 0	WP: 0 PB: 0 SB: 2 CS: 0	PA: 44				

PITCHER		IP	WLS	BF	H	R	ER	SO	BB	IBB	HBP	BLK	WP	HR	S	P	ERA	WHIP
Pete Vuckovich, R ERA: 3.66	(1, 1)	9.0		35	4	1	1	2	3	1	0	0	0	0	35	51	1.00	0.778
Will McEnaney, L ERA: 2.85	(10, 1)	1.1	L	7	3	1	1	2	0	0	0	0	0	0	11	11	6.75	2.250
Mark Littell, R ERA: 2.44	(11, 1)	0.0		2	2	0	0	0	0	0	0	0	0	0	2	2	∞	∞

PITCHER	IP	WLS	BF	H	R	ER	SO	BB	IBB	HBP	BLK	WP	HR	S	P	ERA	WHIP

BOTTOM

St. Louis Cardinals @ Montreal Expos

Olympic Stadium, Montreal, QB

Sat Sep 15 1979, 3:33 AM EDT

Cloudy

livebaseballscorecards.com

AB	38
R	2
H	9
RBI	2
BB	4
SO	4
LOB	14

Batter	1	2	3	4	5	6	7	8	9	AB	R	H	RBI	BB	SO	LOB
Garry Templeton, S (1, 6) OBP: 0.336, SLG: 0.460	L6		K		F9		HR			4	1	1	2	0	1	0
Jerry Mumphrey, S (1, 7) OBP: 0.347, SLG: 0.381	1B			1B SF9 1B	F8		6-3			4	1	2	0	0	0	0
Keith Hernandez, L (1, 3) OBP: 0.411, SLG: 0.505	F8			SF9 1B 1-3		4-3		BB CS		3	1	1	0	1	0	1
Ted Simmons, S (1, 2) OBP: 0.375, SLG: 0.510	P6			SF9 1-2 3-H		1B 1-3		P5 1-2		3	0	1	1	0	0	2
George Hendrick, R (1, 9) OBP: 0.353, SLG: 0.439		1B G6-4-3		1B 1-3 2-H		1-3 1-2		BB CS		3	0	2	1	1	0	1
Tony Scott, S (1, 8) OBP: 0.301, SLG: 0.370		F9		1-3 1-2		K		CS 1-2	L3	4	0	0	0	0	1	3
Ken Reitz, R (1, 5) OBP: 0.303, SLG: 0.380		G6-4-3 1-2f		IBB			K		L7	3	0	0	0	1	1	1
Ken Oberkfell, L (1, 4) OBP: 0.398, SLG: 0.398			4-3	1-3			BB HR		4-3	3	1	0	0	1	0	2
John Fulgham, R (1, 1) OBP: 0.268, SLG: 0.200			K		K		K			3	0	0	0	0	3	1
Inning Stats	R: 0 E: 0 K: 0 S: 4 H: 1 LOB: 1 BB: 0 P: 4	R: 0 E: 0 K: 0 S: 3 H: 1 LOB: 0 BB: 0 P: 3	R: 0 E: 0 K: 2 S: 7 H: 0 LOB: 0 BB: 0 P: 7	R: 2 E: 0 K: 0 S: 6 H: 3 LOB: 2 BB: 1 P: 10	R: 0 E: 0 K: 1 S: 5 H: 0 LOB: 0 BB: 0 P: 5	R: 0 E: 0 K: 1 S: 6 H: 1 LOB: 1 BB: 0 P: 6	R: 2 E: 0 K: 2 S: 8 H: 1 LOB: 0 BB: 1 P: 12	R: 0 E: 0 K: 0 S: 1 H: 0 LOB: 0 BB: 2 P: 9	R: 0 E: 0 K: 0 S: 3 H: 0 LOB: 0 BB: 0 P: 3	1B: 6 2B: 0 3B: 0 HR: 1 SF: 1 SAC: 0 DP: 1 HBP: 0						

PITCHER		IP	WLS	BF	H	R	ER	SO	BB	IBB	HBP	BLK	WP	HR	S	P	ERA	WHIP
Rudy May, L ERA: 2.24	(1, 1)	6.0	L	24	6	2	2	4	0	1	0	0	0	0	31	35	3.00	1.000
Stan Bahnsen, R ERA: 3.28	(7, 1)	2.0		8	1	2	2	2	3	0	0	0	0	1	9	21	9.00	2.000
Bill Atkinson, R ERA:	(9, 1)	1.0		3	0	0	0	0	0	0	0	0	0	0	3	3	0.00	0.000

PITCHER		IP	WLS	BF	H	R	ER	SO	BB	IBB	HBP	BLK	WP	HR	S	P	ERA	WHIP

TOP

St. Louis Cardinals @ Montreal Expos

Olympic Stadium, Montreal, QB

Sat Sep 15 1979, 7:05 PM EDT

Att. 48,459 - Cloudy

livebaseballscorecards.com

AB	30
R	4
H	7
RBI	4
BB	4
SO	6
LOB	11

WP: 0 PB: 0 SB: 0 CS: 2 PA: 36

Batter	1	2	3	4	5	6	7	8	9	AB	R	H	RBI	BB	SO	LOB
Warren Cromartie, L (1, 7) OBP: 0.322, SLG: 0.410	F8		F7			K		4-3		4	0	0	0	0	1	1
Dave Cash, R (1, 4) OBP: 0.382, SLG: 0.438	4-3			F8		1-3 1-2			4-3 2B	4	0	1	0	0	0	1
Andre Dawson, R (1, 8) OBP: 0.307, SLG: 0.471	S 1B			BBB S BB		2-H 1B			6-3	3	0	2	1	1	0	1
Rusty Staub, L (1, 3) OBP: 0.332, SLG: 0.413	4-3 1-2			P3 1-2		P6			4-3 2-3	4	0	0	0	0	0	4
Gary Carter, R (1, 2) OBP: 0.331, SLG: 0.479		6-3		F3			K		F2	4	0	0	0	0	1	2
Ellis Valentine, R (1, 9) OBP: 0.306, SLG: 0.473		6-3			1-3		5-3			3	0	0	0	0	0	0
Larry Parrish, R (1, 5) OBP: 0.362, SLG: 0.544		6-3			K		6-3			3	0	0	0	0	1	0
Rodney Scott, S (1, 6) OBP: 0.312, SLG: 0.287			K		F7			F7		3	0	0	0	0	1	0
Rudy May, L (1, 1) OBP: 0.167, SLG: 0.118			K			1-3 1B 1B		4-3		1	0	0	0	0	1	0
Jerry White, S (6, PH) OBP: 0.370, SLG: 0.400										1	1	1	0	0	0	0
Stan Bahnsen, R (7, 1) OBP: 0.083, SLG: 0.333										0	0	0	0	0	0	0
Tom Hutton, L (8, PH) OBP: 0.356, SLG: 0.364										1	0	0	0	0	0	0
Bill Atkinson, L (9, 1)										0	0	0	0	0	0	0
Inning Stats	R: 0 E: 0 K: 0 S: 4 H: 1 LOB: 1 BB: 0 P: 4	R: 0 E: 0 K: 0 S: 3 H: 0 LOB: 0 BB: 0 P: 3	R: 0 E: 0 K: 2 S: 7 H: 0 LOB: 0 BB: 0 P: 7	R: 0 E: 0 K: 0 S: 3 H: 0 LOB: 1 BB: 1 P: 7	R: 0 E: 0 K: 1 S: 5 H: 0 LOB: 0 BB: 0 P: 5	R: 1 E: 0 K: 1 S: 7 H: 2 LOB: 1 BB: 0 P: 7	R: 0 E: 0 K: 1 S: 5 H: 0 LOB: 0 BB: 0 P: 5	R: 0 E: 0 K: 0 S: 3 H: 0 LOB: 0 BB: 0 P: 3	R: 0 E: 0 K: 0 S: 4 H: 1 LOB: 1 BB: 0 P: 4	1B: 3 2B: 1 3B: 0 HR: 0 SF: 0 SAC: 0 DP: 0 HBP: 0	WP: 0 PB: 0 SB: 2 CS: 0 PA: 32					

PITCHER	IP	WLS	BF	H	R	ER	SO	BB	IBB	HBP	BLK	WP	HR	S	P	ERA	WHIP
John Fulgham, R (1, 1) ERA: 2.64	9.0	W	32	4	1	1	5	1	0	0	0	0	0	41	45	1.00	0.556

PITCHER	IP	WLS	BF	H	R	ER	SO	BB	IBB	HBP	BLK	WP	HR	S	P	ERA	WHIP

BOTTOM

St. Louis Cardinals @ Montreal Expos

Olympic Stadium, Montreal, QB

Sat Sep 15 1979, 7:05 PM EDT

Att. 48,459 - Cloudy

livebaseballscorecards.com

AB	31
R	1
H	4
RBI	1
BB	1
SO	5
LOB	9

Batter	1	2	3	4	5	6	7	8	9	AB	R	H	RBI	BB	SO	LOB
Garry Templeton, S (1, 6) OBP: 0.337, SLG: 0.462	0-0 1B 2B	0-0 G5-4-3 2-3 3-H 1B		0-0 ① F3		S S S 0-3 ③ K			0-0 ② G3	5	1	2	1	0	1	0
Jerry Mumphrey, S (1, 7) OBP: 0.345, SLG: 0.378	S S S 0-3 ① K	0-0 ② G5-4-3 ③ 1-2f		0-0 ② F3			0-0 FC5-4 1B		0-0 ③ F7	5	0	1	0	0	1	3
Keith Hernandez, L (1, 3) OBP: 0.413, SLG: 0.506	0-0 2-H 1B		B B B B 4-0 E E BB	0-0 1B			0-0 ① FC5-4 FC 1-2f			3	1	2	1	1	0	1
Ted Simmons, S (1, 2) OBP: 0.372, SLG: 0.505	0-0 ② F5		0-0 E3 E 1-2	0-0 ③ F9			0-0 ② FC 1-2f			4	0	0	0	0	0	4
George Hendrick, R (1, 9) OBP: 0.350, SLG: 0.436	0-0 ③ F6		0-0 E5 IBB 1-3 2-H		0-0 ① F7		0-0 ③ 4-3			4	0	0	0	0	0	3
Tony Scott, S (1, 8) OBP: 0.300, SLG: 0.369		0-0 1B 2B 1B	S S S 0-3 ① K		S S S 0-3 ② K			S S S 0-3 ① K		4	1	1	0	0	3	2
Ken Reitz, R (1, 5) OBP: 0.302, SLG: 0.379		0-0 2B 1-2 1B 1B	0-0 ② P4		S S S 0-3 ③ K			0-0 ② F7		4	1	1	0	0	1	2
Ken Oberkfell, L (1, 4) OBP: 0.399, SLG: 0.401		0-0 1B 1-3 2-H 2B	I I I I 4-0 FC4-6 1-2 IBB			0-0 ① 4-3		0-0 ③ 4-3		3	0	1	1	1	0	0
Silvio Martinez, R (1, 1) OBP: 0.153, SLG: 0.158 Mark Littell, L (8, 1)	0-0 ① 4-3	0-0 FC4-6 1-2f ③				0-0 ② 4-3			S S S 0-3 ① K	3 1	0 0	0 0	0 0	0 0	0 1	5 0
Inning Stats	R: 1 E: 0 K: 1 S: 7 H: 2 LOB: 1 BB: 0 P: 7	R: 2 E: 0 K: 0 S: 6 H: 4 LOB: 1 BB: 0 P: 6	R: 1 E: 2 K: 1 S: 7 H: 0 LOB: 3 BB: 2 P: 15	R: 0 E: 0 K: 0 S: 4 H: 1 LOB: 1 BB: 0 P: 4	R: 0 E: 0 K: 2 S: 7 H: 0 LOB: 0 BB: 0 P: 7	R: 0 E: 0 K: 1 S: 5 H: 0 LOB: 0 BB: 0 P: 5	R: 0 E: 0 K: 0 S: 4 H: 1 LOB: 1 BB: 0 P: 4	R: 0 E: 0 K: 1 S: 5 H: 0 LOB: 0 BB: 0 P: 5	R: 0 E: 0 K: 1 S: 5 H: 0 LOB: 0 BB: 0 P: 5	1B: 6 2B: 2 3B: 0 HR: 0	SF: 0 SAC: 0 DP: 1 HBP: 0						

TOP

St. Louis Cardinals @ Montreal Expos

Olympic Stadium, Montreal, QB

Sun Sep 16 1979, 3:33 AM EDT

Sunny - 62 F

livebaseballscorecards.com

AB	36
R	4
H	8
RBI	3
BB	2
SO	7
LOB	20

PITCHER		IP	WLS	BF	H	R	ER	SO	BB	IBB	HBP	BLK	WP	HR	S	P	ERA	WHIP
Ross Grimsley, L ERA: 5.38	(1, 1)	2.0	L	11	6	3	3	1	0	0	0	0	0	0	13	13	13.50	3.000
Bill Atkinson, R ERA:	(3, 1)	3.0		14	1	1	0	3	1	1	0	0	0	0	18	26	0.00	0.667
Dale Murray, R ERA: 4.59	(6, 1)	2.0		7	1	0	0	1	0	0	0	0	0	0	9	9	0.00	0.500
Stan Bahnsen, R ERA: 3.21	(8, 1)	2.0		6	0	0	0	2	0	0	0	0	0	0	10	10	0.00	0.000

PITCHER	IP	WLS	BF	H	R	ER	SO	BB	IBB	HBP	BLK	WP	HR	S	P	ERA	WHIP

St. Louis Cardinals @ Montreal Expos

Olympic Stadium, Montreal, QB

Sun Sep 16 1979, 3:33 AM EDT

Sunny - 62 F

BOTTOM

livebaseballscorecards.com

Batter	1	2	3	4	5	6	7	8	9	AB	R	H	RBI	BB	SO	LOB
Warren Cromartie, L (1, 7) OBP: 0.320, SLG: 0.407	L3		K		3-1		L8			4	0	0	0	0	1	0
Dave Cash, R (1, 4) OBP: 0.386, SLG: 0.435	WP, 1B		5-3		BB		F8			3	0	1	0	1	0	0
Andre Dawson, R (1, 8) OBP: 0.306, SLG: 0.469	K, 1-2		F7		4-3			FC3-6, 1B		4	0	1	0	0	1	2
Tony Perez, R (1, 3) OBP: 0.326, SLG: 0.444	5-3			E, 2B		5-3		FC3-6, S, 1-2f		4	1	1	0	0	0	2
Tim Raines, S (8, PR)										0	0	0	0	0	0	0
Randy Bass, L (9, 3)										0	0	0	0	0	0	0
Gary Carter, R (1, 2) OBP: 0.331, SLG: 0.477		1B, 1B		P6		F8		P4, 1-2		4	0	1	0	0	0	2
Ellis Valentine, R (1, 9) OBP: 0.306, SLG: 0.471		F7		E6, G3, 2-H		HR, 1B		K		4	1	1	0	0	1	3
Larry Parrish, R (1, 5) OBP: 0.362, SLG: 0.548		F2		G3, 2-3		1-H, HR			P5	4	1	1	2	0	0	2
Rodney Scott, S (1, 6) OBP: 0.311, SLG: 0.287		1-2, 1B		L4		K			1-3	4	0	1	0	0	1	1
Ross Grimsley, L (1, 1) OBP: 0.212, SLG: 0.250		F8			P6		4-3		P4	0	0	0	0	0	0	0
John Tamargo, S (2, PH) OBP: 0.276, SLG: 0.388										1	0	0	0	0	0	2
Bill Atkinson, L (3, 1)										0	0	0	0	0	0	0
Jerry White, S (5, PH) OBP: 0.367, SLG: 0.397										1	0	0	0	0	0	0
Dale Murray, R (6, 1)										0	0	0	0	0	0	0
Tom Hutton, L (7, PH) OBP: 0.352, SLG: 0.359										1	0	0	0	0	0	0
Stan Bahnsen, R (8, 1) OBP: 0.083, SLG: 0.333										0	0	0	0	0	0	0
Rusty Staub, L (9, PH) OBP: 0.331, SLG: 0.412										1	0	0	0	0	0	0
Inning Stats	R: 0 E: 0 K: 1 S: 6 H: 1 LOB: 1 BB: 0 P: 6	R: 0 E: 0 K: 0 S: 5 H: 2 LOB: 2 BB: 0 P: 5	R: 0 E: 0 K: 1 S: 5 H: 0 LOB: 0 BB: 0 P: 5	R: 1 E: 1 K: 0 S: 5 H: 1 LOB: 1 BB: 0 P: 5	R: 0 E: 0 K: 0 S: 3 H: 0 LOB: 1 BB: 1 P: 7	R: 2 E: 0 K: 1 S: 7 H: 2 LOB: 0 BB: 0 P: 7	R: 0 E: 0 K: 0 S: 3 H: 0 LOB: 0 BB: 0 P: 3	R: 0 E: 0 K: 1 S: 6 H: 1 LOB: 2 BB: 0 P: 6	R: 0 E: 0 K: 0 S: 3 H: 0 LOB: 0 BB: 0 P: 3	1B: 5 2B: 1 3B: 0 HR: 1 SF: 0 SAC: 0 DP: 0 HBP: 0						

	AB	35
	R	3
	H	7
	RBI	2
	BB	1
	SO	4
	LOB	14

WP: 1 PB: 0 SB: 1 CS: 0 PA: 36

PITCHER		IP	WLS	BF	H	R	ER	SO	BB	IBB	HBP	BLK	WP	HR	S	P	ERA	WHIP
Silvio Martinez, R ERA: 3.47	(1, 1)	7.0	W	30	7	3	2	3	1	0	0	0	1	1	35	39	2.57	1.143
Mark Littell, R ERA: 2.38	(8, 1)	2.0	S	6	0	0	0	1	0	0	0	0	0	0	8	8	0.00	0.000

PITCHER	IP	WLS	BF	H	R	ER	SO	BB	IBB	HBP	BLK	WP	HR	S	P	ERA	WHIP

Batter	1	2	3	4	5	6	7	8	9	10	AB	R	H	RBI	BB	SO	LOB
Garry Templeton, S (1, 6) OBP: 0.334, SLG: 0.458	SSS 0-3 ① K	x 0-0 ③ F9		x 0-0 ② F8			x 0-0 ① F7			x 0-0 ① B1	5	0	0	0	0	1	3
Lou Brock, L (1, 7) OBP: 0.350, SLG: 0.412	x 0-0 S 1B		x 0-0 CS 1B	x 0-0 ③ 4-3			x 0-0 ② F8			SSS 0-3 ② K	5	0	2	0	0	1	2
Dane Iorg, L (1, 9) OBP: 0.327, SLG: 0.368	x 0-0 ② F8	x 0-0 ①② 4-3 1-2		x 0-0 ① F8			x 0-0 ③ P6			SSS 0-3 ③ K	4	0	0	0	0	0	2
Tony Scott, S (7, 8) OBP: 0.300, SLG: 0.369											1	0	0	0	0	1	0
Keith Hernandez, L (1, 3) OBP: 0.416, SLG: 0.510	BBBB 4-0 1-2 BB	BBBB 4-0 1B BB		x 0-0 3B				x 0-0 ① P6			2	0	1	0	2	0	0
Terry Kennedy, L (1, 2) OBP: 0.299, SLG: 0.370	x 0-0 ③ F7	x 0-0 1-2 1B		SSS 0-3 ② K				x 0-0 ② 4-3			4	0	1	0	0	1	3
Jerry Mumphrey, S (1, 8) OBP: 0.344, SLG: 0.376		x 0-0 1B S SF7 1B	x 0-0 ③ L8		x 0-0 ③ 4-3			x 0-0 ③ 4-3			4	1	1	0	0	0	3
(7, 9)																	
Roy Thomas, R (8, 1) OBP: 0.077, SLG: 0.154											0	0	0	0	0	0	0
Darold Knowles, L (10, 1)											0	0	0	0	0	0	0
George Frazier, R (10, 1)											0	0	0	0	0	0	0
Ken Reitz, R (1, 5) OBP: 0.304, SLG: 0.380		x 0-0 1-3 SH3-4 1B		x 0-0 BB 1B		x 0-0 ① G3			x 0-0 ① F8		4	0	2	0	0	0	0
Ken Oberkfell, L (1, 4) OBP: 0.398, SLG: 0.398		x 0-0 ① SF7 3-H		BBBB 4-0 1-2 BB		SSS 0-3 ② K			x 0-0 ② 4-3		2	0	0	1	1	1	0
John Denny, R (1, 1) OBP: 0.143, SLG: 0.191		x 0-0 ② SH3-4 1-2		SSS 0-3 ① K		SSS 0-3 ③ K			x 0-0 ③ 6-3		2	0	0	0	0	2	2
George Hendrick, R (8, 9) OBP: 0.350, SLG: 0.435											1	0	0	0	0	0	0
Inning Stats	R: 0 H: 1 E: 0 LOB: 2 K: 1 BB: 1 S: 6 P: 10	R: 1 H: 2 E: 0 LOB: 1 K: 0 BB: 0 S: 5 P: 5	R: 0 H: 2 E: 0 LOB: 2 K: 0 BB: 1 S: 4 P: 8	R: 0 H: 1 E: 0 LOB: 2 K: 1 BB: 1 S: 6 P: 10	R: 0 H: 1 E: 0 LOB: 1 K: 1 BB: 0 S: 6 P: 6	R: 0 H: 0 E: 0 LOB: 0 K: 2 BB: 0 S: 7 P: 7	R: 0 H: 0 E: 0 LOB: 0 K: 0 BB: 0 S: 3 P: 3	R: 0 H: 0 E: 0 LOB: 0 K: 0 BB: 0 S: 3 P: 3	R: 0 H: 0 E: 0 LOB: 0 K: 0 BB: 0 S: 3 P: 3	R: 0 H: 0 E: 0 LOB: 0 K: 2 BB: 0 S: 7 P: 7	1B: 6 SF: 1 2B: 0 SAC: 1 3B: 1 DP: 0 HR: 0 HBP: 0						

PITCHER	IP	WLS	BF	H	R	ER	SO	BB	IBB	HBP	BLK	WP	HR	S	P	ERA	WHIP
Scott Sanderson, R (1, 1) ERA: 3.38	10.0	W	39	7	1	1	7	3	0	0	0	0	0	50	62	0.90	1.000

PITCHER	IP	WLS	BF	H	R	ER	SO	BB	IBB	HBP	BLK	WP	HR	S	P	ERA	WHIP

TOP

St. Louis Cardinals @ Montreal Expos

Olympic Stadium, Montreal, QB

Sun Sep 16 1979, 3:38 AM EDT

Att. 59,282 - Sunny - 62 F

livebaseballscorecards.com

AB	34
R	1
H	7
RBI	1
BB	3
SO	7
LOB	15

1B: 6	SF: 1	WP: 0	PA: 39		
2B: 0	SAC: 1	PB: 0			
3B: 1	DP: 0	SB: 2			
HR: 0	HBP: 0	CS: 1			

Batter	1	2	3	4	5	6	7	8	9	10	AB	R	H	RBI	BB	SO	LOB
Warren Cromartie, L (1, 7) OBP: 0.321, SLG: 0.408	2B		L7			WP 6-3 1B		F8		E4 HR 1-2 2-3	5	2	2	0	0	0	2
Dave Cash, R (1, 4) OBP: 0.386, SLG: 0.463	2-H 2B		F7			6-3 1-2			3-1	1-H 2-H 3-H HR	5	1	2	5	0	0	1
Andre Dawson, R (1, 8) OBP: 0.307, SLG: 0.471	P4			F9 2B		F9 2-3			S 1B		4	0	2	0	0	0	2
Rusty Staub, L (1, 3) OBP: 0.327, SLG: 0.407	P5			F9 2-3		G3			F9 1-2		4	0	0	0	0	0	4
Larry Parrish, R (1, 5) OBP: 0.359, SLG: 0.543	S S S K			6-3			5-3		F8		4	0	0	0	0	1	3
Ellis Valentine, R (1, 9) OBP: 0.305, SLG: 0.468		1-4-3		5-3			B B B 4-0 G4-6-3 BB			6-3	3	0	0	0	1	0	1
Rodney Scott, S (1, 6) OBP: 0.309, SLG: 0.284		L5			4-3		G4-6-3 1-2f			G3	4	0	0	0	0	0	1
Duffy Dyer, R (1, 2) OBP: 0.304, SLG: 0.323 John Tamargo, S (8, PH) OBP: 0.273, SLG: 0.382 Gary Carter, R (9, 2) OBP: 0.332, SLG: 0.481		6-3			S S S K			F8		E HR 2B	2 1 1	0 0 1	0 0 1	0 0 1	1 0 0	0 0 0	0 0 0
Scott Sanderson, R (1, 1) OBP: 0.170, SLG: 0.213 Tom Hutton, L (10, PH) OBP: 0.352, SLG: 0.359 Jerry White, S (10, PH) OBP: 0.371, SLG: 0.397			P5		F7			S S S K		E HR IBB	3 0 0	0 0 1	0 0 0	0 0 0	1 0 1	0 0 0	0 0 0
Inning Stats	R: 1 E: 0 K: 1 S: 7 H: 2 LOB: 1 BB: 0 P: 7	R: 0 E: 0 K: 0 S: 3 H: 0 LOB: 0 BB: 0 P: 3	R: 0 E: 0 K: 0 S: 3 H: 0 LOB: 0 BB: 0 P: 3	R: 0 E: 0 K: 0 S: 4 H: 1 LOB: 1 BB: 0 P: 4	R: 0 E: 0 K: 1 S: 5 H: 0 LOB: 0 BB: 0 P: 5	R: 0 E: 0 K: 0 S: 4 H: 1 LOB: 1 BB: 0 P: 4	R: 0 E: 0 K: 0 S: 2 H: 0 LOB: 0 BB: 1 P: 6	R: 0 E: 0 K: 1 S: 5 H: 0 LOB: 0 BB: 0 P: 5	R: 0 E: 0 K: 0 S: 4 H: 1 LOB: 1 BB: 0 P: 4	R: 4 E: 1 K: 0 S: 5 H: 2 LOB: 0 BB: 1 P: 9	1B: 2 2B: 4 3B: 0 HR: 1 SF: 0 SAC: 0 DP: 1 HBP: 0						

PITCHER		IP	WLS	BF	H	R	ER	SO	BB	IBB	HBP	BLK	WP	HR	S	P	ERA	WHIP
John Denny, R ERA: 4.93	(1, 1)	7.0		25	4	1	1	2	1	0	0	0	1	0	28	32	1.29	0.714
Roy Thomas, R ERA: 2.7	(8, 1)	2.2	L	10	2	1	1	1	0	0	0	0	0	0	12	12	3.38	0.750
Darold Knowles, L ERA: 3.91	(10, 1)	0.0		2	0	0	0	0	0	1	0	0	0	0	1	5	∞	∞
George Frazier, R ERA: 4.94	(10, 1)	0.0		1	1	3	0	0	0	0	0	0	0	1	1	1	∞	∞

PITCHER	IP	WLS	BF	H	R	ER	SO	BB	IBB	HBP	BLK	WP	HR	S	P	ERA	WHIP

BOTTOM

St. Louis Cardinals @ Montreal Expos

Olympic Stadium, Montreal, QB

Sun Sep 16 1979, 3:38 AM EDT

Att. 59,282 - Sunny - 62 F

livebaseballscorecards.com

AB	36
R	5
H	7
RBI	5
BB	2
SO	3
LOB	14

WP: 1 PB: 0 SB: 1 CS: 0

PA: 38

Batter	1	2	3	4	5	6	7	8	9	AB	R	H	RBI	BB	SO	LOB
Omar Moreno, L (1, 8) OBP: 0.340, SLG: 0.399	5-3		SH1-3, S, 1B, 1B		P4		SH3-4, 2B		2B	5	1	3	0	0	0	1
Tim Foli, R (1, 6) OBP: 0.320, SLG: 0.332	F9		SH1-3 1-3		1B 1-2, 1B		SH3-4 2-3		4-3	3	0	1	0	0	0	1
Dave Parker, L (1, 9) OBP: 0.364, SLG: 0.512	P6		8-3 3-H, 1B		1-3 2-H, 1B		G3			4	0	2	2	0	0	1
Willie Stargell, L (1, 3) OBP: 0.368, SLG: 0.581		SH5-3, 1B, 1B	8-3 1-2f		IBB		S S S K			3	0	1	0	1	1	2
John Milner, L (1, 7) OBP: 0.384, SLG: 0.512 Bill Robinson, R (8, 7) OBP: 0.304, SLG: 0.503		SH5-3 1-2, 1B	F7	4-3				3-1		4 0	0 0	1 0	0 0	0 0	0 0	3 0
Bill Madlock, R (1, 5) OBP: 0.340, SLG: 0.415		SH5-3 1-2 2-3	S S S K		F8			G4-6-3 1B		3	0	1	0	0	1	0
Ed Ott, L (1, 2) OBP: 0.315, SLG: 0.394		P6	S S S K		1B			G4-6-3 1-2f		4	0	1	0	0	1	3
Phil Garner, R (1, 4) OBP: 0.347, SLG: 0.435		I I I I IBB			5-3	F8			S S S K	3	0	0	0	1	1	1
Don Robinson, R (1, 1) OBP: 0.240, SLG: 0.191		6-3			1B, 1B, 1B	S S S K			F3	4	1	1	0	0	1	4
Inning Stats	R: 0 E: 0 K: 0 S: 3 H: 0 LOB: 0 BB: 0 P: 3	R: 0 E: 0 K: 0 S: 5 H: 2 LOB: 3 BB: 1 P: 9	R: 1 E: 0 K: 0 S: 4 H: 2 LOB: 0 BB: 0 P: 4	R: 0 E: 0 K: 2 S: 7 H: 0 LOB: 0 BB: 0 P: 7	R: 1 E: 0 K: 0 S: 6 H: 3 LOB: 3 BB: 1 P: 10	R: 0 E: 0 K: 1 S: 6 H: 1 LOB: 1 BB: 0 P: 6	R: 0 E: 0 K: 1 S: 6 H: 1 LOB: 1 BB: 0 P: 6	R: 0 E: 0 K: 0 S: 3 H: 1 LOB: 0 BB: 0 P: 3	R: 0 E: 0 K: 1 S: 6 H: 1 LOB: 1 BB: 0 P: 6	1B: 9 2B: 3 3B: 0 HR: 0 SF: 0 SAC: 3 DP: 2 HBP: 0	WP: 0 PB: 0 SB: 1 CS: 0 PA: 38					

PITCHER		IP	WLS	BF	H	R	ER	SO	BB	IBB	HBP	BLK	WP	HR	S	P	ERA	WHIP
Steve Rogers, R ERA: 2.8	(1, 1)	7.0	L	31	9	2	2	4	0	2	0	0	0	0	37	45	2.57	1.286
Woodie Fryman, L ERA: 2.98	(8, 1)	2.0		7	2	0	0	1	0	0	0	0	0	0	9	9	0.00	1.000

PITCHER	IP	WLS	BF	H	R	ER	SO	BB	IBB	HBP	BLK	WP	HR	S	P	ERA	WHIP

TOP

Pittsburgh Pirates @ Montreal Expos

Olympic Stadium, Montreal, QB

Mon Sep 17 1979, 7:05 PM EDT

Att. 54,609 - Unknown

livebaseballscorecards.com

AB	33
R	2
H	11
RBI	2
BB	2
SO	5
LOB	16

Batter	1	2	3	4	5	6	7	8	9	AB	R	H	RBI	BB	SO	LOB
Warren Cromartie, L (1, 7) OBP: 0.320, SLG: 0.407	F7		4-3		FC5-4 1B 1-2			K		4	0	1	0	0	1	0
Dave Cash, R (1, 4) OBP: 0.383, SLG: 0.457	1B		5-3		F9 2-3			P4		4	0	1	0	0	0	2
Andre Dawson, R (1, 8) OBP: 0.305, SLG: 0.468	K		F8		FC5-4 1-2f			F8		4	0	0	0	0	1	3
Tony Perez, R (1, 3) OBP: 0.325, SLG: 0.441	5-3			L4-3 BB		K			F9	3	0	0	0	1	1	1
Gary Carter, R (1, 2) OBP: 0.329, SLG: 0.477		P2		L4-3 1-2		F8			6-3	4	0	0	0	0	0	1
Ellis Valentine, R (1, 9) OBP: 0.303, SLG: 0.465		F8		F8		F9			F7	4	0	0	0	0	0	0
Larry Parrish, R (1, 5) OBP: 0.361, SLG: 0.548		2B			E 2B		F2			3	1	2	0	0	0	0
Rodney Scott, S (1, 6) OBP: 0.313, SLG: 0.287		FC6 IBB			E8 1B FC3-5 2-H		CS 1B			2	0	2	0	1	0	0
Steve Rogers, R (1, 1) OBP: 0.192, SLG: 0.176		FC6 1-2f			FC3-5 F9 1B 2-3		K 1-2			2	0	0	0	0	0	3
Tom Hutton, L (7, PH) OBP: 0.348, SLG: 0.354										1	0	0	0	0	1	1
Woodie Fryman, R (8, 1)										0	0	0	0	0	0	0
Inning Stats	R: 0 E: 0 K: 1 S: 6 H: 1 LOB: 1 BB: 0 P: 6	R: 0 E: 0 K: 0 S: 4 H: 1 LOB: 2 BB: 1 P: 8	R: 0 E: 0 K: 0 S: 3 H: 0 LOB: 0 BB: 0 P: 3	R: 0 E: 0 K: 0 S: 2 H: 0 LOB: 0 BB: 1 P: 6	R: 1 E: 1 K: 0 S: 6 H: 3 LOB: 2 BB: 0 P: 6	R: 0 E: 0 K: 1 S: 5 H: 0 LOB: 0 BB: 0 P: 5	R: 0 E: 0 K: 1 S: 5 H: 1 LOB: 0 BB: 0 P: 5	R: 0 E: 0 K: 1 S: 5 H: 0 LOB: 0 BB: 0 P: 5	R: 0 E: 0 K: 0 S: 3 H: 0 LOB: 0 BB: 0 P: 3	1B: 4 2B: 3 3B: 0 HR: 0 SF: 0 SAC: 0 DP: 1 HBP: 0						

PITCHER	IP	WLS	BF	H	R	ER	SO	BB	IBB	HBP	BLK	WP	HR	S	P	ERA	WHIP
Don Robinson, R (1, 1) ERA: 3.93	9.0	W	33	6	1	1	4	1	1	0	0	0	0	39	47	1.00	0.778

PITCHER	IP	WLS	BF	H	R	ER	SO	BB	IBB	HBP	BLK	WP	HR	S	P	ERA	WHIP

BOTTOM

Pittsburgh Pirates @ Montreal Expos

Olympic Stadium, Montreal, QB

Mon Sep 17 1979, 7:05 PM EDT

Att. 54,609 - Unknown

livebaseballscorecards.com

AB	31
R	1
H	6
RBI	0
BB	2
SO	4
LOB	11

Pittsburgh Pirates @ Montreal Expos

Olympic Stadium, Montreal, QB

Tue Sep 18 1979, 7:05 PM EDT

Att. 56,976 - Unknown

TOP

livebaseballscorecards.com

Batter	1	2	3	4	5	6	7	8	9	10	11	AB	R	H	RBI	BB	SO	LOB
Omar Moreno, L (1, 8) OBP: 0.340, SLG: 0.399	FC3-6 1B 1B	F8			K		1B			K		5	1	2	0	0	2	0
Tim Foli, R (1, 6) OBP: 0.320, SLG: 0.333	FC3-6 1-2	F9			FC6-4		F8			6-3		5	0	2	0	0	0	1
Dave Parker, L (1, 9) OBP: 0.361, SLG: 0.508	FC3-6 1B 1-2f 2-3	G3			K			F7		4-3		5	1	0	0	0	1	3
Bill Robinson, R (1, 7) OBP: 0.304, SLG: 0.501 Enrique Romo, R (6, 1) OBP: 0.182, SLG: 0.182 Lee Lacy, R (8, PH) OBP: 0.333, SLG: 0.423 Kent Tekulve, R (8, 1) OBP: 0.231, SLG: 0.167 Grant Jackson, S (9, 1) Mike Easler, L (11, PH) OBP: 0.404, SLG: 0.490 Alberto Lois, R (11, PR) Dave Roberts, L (11, 1)	E8 S 1B 1-H 3-H 1B	L4			FC6-4 1-2f			5-3			HR 1B	3 0 1 0 0 0 1 0 0	1 0 0 0 0 0 0 0 0	1 0 0 0 0 0 1 0 0	1 0 0 0 0 0 0 0 0	0 0 0 0 0 0 0 0 0	0 0 0 0 0 0 0 0 0	1 0 0 0 0 0 0 0 0
Willie Stargell, L (1, 3) OBP: 0.366, SLG: 0.584	E5 1B FC6 2-3	3-1		4-3			K			HR 1-H		5	1	1	2	0	1	1
Bill Madlock, R (1, 5) OBP: 0.342, SLG: 0.419	FC6 1-2 3-H	S 1B		5-3					CS 2B	L8		5	0	3	1	0	0	1
Phil Garner, R (1, 4) OBP: 0.344, SLG: 0.431	FC6 1-2f 2-3	P4 1-2		6-3					P1	4-3		5	0	0	0	0	0	5
Steve Nicosia, R (1, 2) OBP: 0.362, SLG: 0.449 Matt Alexander, S (9, PR) OBP: 0.538, SLG: 0.692 Ed Ott, L (9, 2) OBP: 0.315, SLG: 0.393	4-3	F8					6-3		S 2-3 BB	6-3		3 0 1	0 0 0	0 0 0	0 0 0	1 0 0	0 0 0	3 0 1
Bruce Kison, R (1, 1) OBP: 0.167, SLG: 0.255 John Milner, L (6, 7) OBP: 0.382, SLG: 0.509		4-3		2-3			4-3		3-1 1-2			2 2	0 0	0 0	0 0	0 0	0 0	1 1
Inning Stats	R: 3 E: 2 K: 0 S: 8 H: 4 LOB: 2 BB: 0 P: 8	R: 0 E: 0 K: 0 S: 3 H: 0 LOB: 0 BB: 0 P: 3	R: 0 E: 0 K: 0 S: 3 H: 0 LOB: 0 BB: 0 P: 3	R: 0 E: 0 K: 0 S: 4 H: 1 LOB: 1 BB: 0 P: 4	R: 0 E: 0 K: 2 S: 8 H: 1 LOB: 1 BB: 0 P: 8	R: 0 E: 0 K: 0 S: 3 H: 0 LOB: 0 BB: 0 P: 3	R: 0 E: 0 K: 0 S: 4 H: 1 LOB: 1 BB: 0 P: 4	R: 0 E: 0 K: 1 S: 5 H: 0 LOB: 0 BB: 0 P: 5	R: 0 E: 0 K: 0 S: 3 H: 1 LOB: 2 BB: 1 P: 7	R: 0 E: 0 K: 1 S: 5 H: 0 LOB: 0 BB: 0 P: 5	R: 2 E: 0 K: 0 S: 5 H: 2 LOB: 1 BB: 0 P: 5						

	AB	43
	R	5
	H	10
	RBI	4
	BB	1
	SO	4
	LOB	18

PITCHER		IP	WLS	BF	H	R	ER	SO	BB	IBB	HBP	BLK	WP	HR	S	P	ERA	WHIP
Bill Lee, L ERA: 3.07	(1, 1)	7.0		29	7	3	2	2	0	0	0	0	0	0	33	33	2.57	1.000
Woodie Fryman, L ERA: 2.87	(8, 1)	2.0		7	1	0	0	1	1	0	0	0	0	0	8	12	0.00	1.000
Dale Murray, R ERA: 4.67	(10, 1)	2.0	L	8	2	2	2	1	0	0	0	0	0	1	10	10	9.00	1.000

PITCHER	IP	WLS	BF	H	R	ER	SO	BB	IBB	HBP	BLK	WP	HR	S	P	ERA	WHIP

1B: 8	SF: 0	WP: 0	PA: 44
2B: 1	SAC: 0	PB: 0	
3B: 0	DP: 0	SB: 3	
HR: 1	HBP: 0	CS: 1	

Pittsburgh Pirates @ Montreal Expos

Olympic Stadium, Montreal, QB

Tue Sep 18 1979, 7:05 PM EDT

Att. 56,976 - Unknown

livebaseballscorecards.com

BOTTOM

Batter	1	2	3	4	5	6	7	8	9	10	11	AB	R	H	RBI	BB	SO	LOB
Warren Cromartie, L (1, 7) OBP: 0.318, SLG: 0.405	F8		SF8 3-H		FC 1-2		FC1-6 0-3 1-2f		F9			4	0	0	1	0	0	5
Dave Cash, R (1, 4) OBP: 0.370, SLG: 0.441	E3		6-3		F8		9-3 1-2f			6-3		5	0	0	0	0	0	4
Andre Dawson, R (1, 8) OBP: 0.303, SLG: 0.464	P4		F8		1-3			F7		4-3		5	0	0	0	0	0	4
Tony Perez, R (1, 3) OBP: 0.324, SLG: 0.439	F8			L7		SH1-3 1B 1B		F9		F9		5	1	1	0	0	0	1
Gary Carter, R (1, 2) OBP: 0.329, SLG: 0.475		G6-4-3 1B		F7		SH1-3 1-2		5-3			6-3	4	0	1	0	0	0	0
Ellis Valentine, R (1, 9) OBP: 0.302, SLG: 0.462		G6-4-3 1-2f		K		K			FC1-6 1B		L6	5	0	1	0	0	2	2
Larry Parrish, R (1, 5) OBP: 0.359, SLG: 0.545		P6			F2	1B 2-H			FC1-6 FC6-4 1-2f		F9	5	0	1	1	0	0	1
Rodney Scott, S (1, 6) OBP: 0.314, SLG: 0.289			E 2B		BB 1B	F7			FC6-4 S 1-2f			3	1	1	0	1	0	2
Bill Lee, L (1, 1) OBP: 0.224, SLG: 0.239 Jerry White, S (7, PH) OBP: 0.376, SLG: 0.402 Woodie Fryman, R (8, 1) Rusty Staub, L (9, PH) OBP: 0.329, SLG: 0.407 Tony Bernazard, S (9, PR) OBP: 0.500, SLG: 0.425 Dale Murray, R (10, 1)			E9 SF8 2-H 2B		FC 1-3 1B		FC1-6 1B		IBB 1-2			2 1 0 0 0 0	1 0 0 0 0 0	2 1 0 0 0 0	1 0 0 0 0 0	0 0 0 1 0 0	0 0 0 0 0 0	0 0 0 0 0 0
Inning Stats	R: 0 E: 1 K: 0 S: 4 H: 0 LOB: 1 BB: 0 P: 4	R: 0 E: 0 K: 0 S: 3 H: 1 LOB: 0 BB: 0 P: 3	R: 2 E: 1 K: 0 S: 5 H: 2 LOB: 0 BB: 0 P: 5	R: 0 E: 0 K: 1 S: 5 H: 0 LOB: 0 BB: 0 P: 5	R: 0 E: 0 K: 0 S: 5 H: 1 LOB: 3 BB: 1 P: 9	R: 1 E: 0 K: 1 S: 7 H: 2 LOB: 1 BB: 0 P: 7	R: 0 E: 0 K: 0 S: 3 H: 1 LOB: 0 BB: 0 P: 3	R: 0 E: 0 K: 0 S: 3 H: 0 LOB: 0 BB: 0 P: 3	R: 0 E: 0 K: 0 S: 4 H: 1 LOB: 2 BB: 1 P: 8	R: 0 E: 0 K: 0 S: 3 H: 0 LOB: 0 BB: 0 P: 3	R: 0 E: 0 K: 0 S: 3 H: 0 LOB: 0 BB: 0 P: 3						

AB	39
R	3
H	8
RBI	3
BB	2
SO	2
LOB	19

1B: 6	SF: 1	WP: 0
2B: 3	SAC: 1	PB: 0
3B: 0	DP: 2	SB: 1
HR: 0	HBP: 0	CS: 0

PA: 43

PITCHER		IP	WLS	BF	H	R	ER	SO	BB	IBB	HBP	BLK	WP	HR	S	P	ERA	WHIP
Bruce Kison, R ERA: 3.46	(1, 1)	5.0		21	4	2	2	1	1	0	0	0	0	0	22	26	3.60	1.000
Enrique Romo, R ERA: 2.68	(6, 1)	2.0		8	3	1	1	1	0	0	0	0	0	0	10	10	4.50	1.500
Kent Tekulve, R ERA: 2.63	(8, 1)	1.2		7	1	0	0	0	0	1	0	0	0	0	6	10	0.00	0.600
Grant Jackson, L ERA: 3.15	(9, 1)	1.1	W	4	0	0	0	0	0	0	0	0	0	0	4	4	0.00	0.000
Dave Roberts, L ERA: 2.83	(11, 1)	1.0	S	3	0	0	0	0	0	0	0	0	0	0	3	3	0.00	0.000

PITCHER	IP	WLS	BF	H	R	ER	SO	BB	IBB	HBP	BLK	WP	HR	S	P	ERA	WHIP

Montreal Expos @ New York Mets

Shea Stadium, Flushing, NY

Wed Sep 19 1979, 7:05 PM EDT

Unknown

TOP

livebaseballscorecards.com

Batter	1	2	3	4	5	6	7	8	9	AB	R	H	RBI	BB	SO	LOB
Warren Cromartie, L (1, 7) OBP: 0.318, SLG: 0.405	F4-3 FC5-2 2B		K		F4-3 1B	IBB			5-3	4	0	1	0	1	1	0
Dave Cash, R (1, 4) OBP: 0.377, SLG: 0.450	F4-3 2-3	2B			S 1B 1B	F4			E S FC5-2-5 BB	4	1	2	0	1	0	4
Andre Dawson, R (1, 8) OBP: 0.302, SLG: 0.461	FC5-2 2B 3-H		F7		F9 1-2		F7		FC5-2-5 1-3 BB	4	1	0	0	1	0	3
Tony Perez, R (1, 3) OBP: 0.327, SLG: 0.443	1-H 2B		F9		2-H 1B		1B F4-3-6 1B		FC5-2-5 1-2 3-H	5	1	3	2	0	0	3
Gary Carter, R (1, 2) OBP: 0.331, SLG: 0.476		BB 1B		2B 1B	L3		F4-3-6 1-3 1B		F2	5	0	3	0	0	0	3
Ellis Valentine, R (1, 9) OBP: 0.304, SLG: 0.464		F3		1-3 2B		1B 1B	F4-3-6 1-2 3-H			4	0	2	0	0	0	2
Larry Parrish, R (1, 5) OBP: 0.358, SLG: 0.542		K		K		SH3 1-3 1B		5-3		4	0	1	0	0	2	3
Rodney Scott, S (1, 6) OBP: 0.314, SLG: 0.288		1-2 BB		F7		SH3 1-2		6-3		2	0	0	0	1	0	2
Ross Grimsley, L (1, 1) OBP: 0.200, SLG: 0.236		1-3		F8		K		5-3		3	0	0	0	0	1	6
Stan Bahnsen, R (6, 1) OBP: 0.077, SLG: 0.308										1	0	0	0	0	0	0
Bill Atkinson, L (8, 1)										0	0	0	0	0	0	0
Woodie Fryman, R (8, 1)										0	0	0	0	0	0	0

	AB	36
	R	3
	H	12
	RBI	2
	BB	4
	SO	4
	LOB	26

Inning Stats										
	R: 1 E: 0 K: 0 S: 4	H: 2 LOB: 1 BB: 0 P: 4	R: 0 E: 0 K: 1 S: 6	H: 1 LOB: 2 BB: 1 P: 10	R: 0 E: 0 K: 1 S: 6	H: 1 LOB: 1 BB: 0 P: 6	R: 0 E: 0 K: 1 S: 7	H: 2 LOB: 2 BB: 0 P: 7	R: 1 E: 0 K: 0 S: 5	H: 2 LOB: 1 BB: 0 P: 5
	R: 0 E: 0 K: 1 S: 7	H: 2 LOB: 3 BB: 1 P: 11	R: 1 E: 0 K: 0 S: 4	H: 2 LOB: 0 BB: 0 P: 4	R: 0 E: 0 K: 0 S: 3	H: 0 LOB: 0 BB: 0 P: 3	R: 0 E: 0 K: 0 S: 3	H: 0 LOB: 2 BB: 2 P: 11	1B: 8 2B: 4 3B: 0 HR: 0	SF: 0 SAC: 1 DP: 1 HBP: 0
	WP: 0 PB: 0 SB: 2 CS: 0	PA: 41								

PITCHER		IP	WLS	BF	H	R	ER	SO	BB	IBB	HBP	BLK	WP	HR	S	P	ERA	WHIP
Craig Swan, R ERA: 3.27	(1, 1)	7.0	L	33	12	3	3	4	1	1	0	0	0	0	39	47	3.86	1.857
Dock Ellis, R ERA: 6.02	(8, 1)	2.0		8	0	0	0	0	2	0	0	0	0	0	6	14	0.00	1.000

PITCHER	IP	WLS	BF	H	R	ER	SO	BB	IBB	HBP	BLK	WP	HR	S	P	ERA	WHIP

Batter	1	2	3	4	5	6	7	8	9	AB	R	H	RBI	BB	SO	LOB
Frank Taveras, R (1, 6) OBP: 0.296, SLG: 0.338	4-3	G5-3 2-3f			F3		K		F9	5	0	0	0	0	1	2
Elliott Maddox, R (1, 8) OBP: 0.330, SLG: 0.311 (7, 9)	BB G3 1B		6-3			F9		FC3-6 1B		3	0	1	0	1	0	0
Lee Mazzilli, S (1, 3) OBP: 0.408, SLG: 0.462 (7, 8)	G3 1-2 1B		P4			1B 1B 2B		FC3-6 BB 1B 1-2f		4	1	2	0	0	0	1
John Stearns, R (1, 2) OBP: 0.316, SLG: 0.363	G3 1-2 2-3		6-3			1B 2-3 1B		BB 1-2 1B		4	0	2	0	0	0	2
Joel Youngblood, R (1, 7) OBP: 0.346, SLG: 0.448	BB			5-3		1-2 3-H 1B		BB 1-2 2-3		2	0	1	1	2	0	0
Alex Trevino, R (1, 5) OBP: 0.333, SLG: 0.335	L4			K		K		K		2	0	0	0	0	1	3
Richie Hebner, L (6, PH) OBP: 0.340, SLG: 0.352 (7, 5)										2	0	0	0	0	2	5
Dan Norman, R (1, 9) OBP: 0.292, SLG: 0.356		FC1-5 1B		5-3		F5		K		2	0	1	0	0	0	0
Ed Kranepool, L (6, PH) OBP: 0.285, SLG: 0.295 (7, 3)										2	0	0	0	0	1	5
Doug Flynn, R (1, 4) OBP: 0.262, SLG: 0.319		G5-3 FC1-5 1-2 1B			F4-3		F6-3		K	4	0	1	0	0	1	0
Craig Swan, R (1, 1) OBP: 0.188, SLG: 0.149		FC1-5 1-2 2-3f			K		F2		K	2	0	0	0	0	1	2
Bruce Boisclair, L (7, PH) OBP: 0.194, SLG: 0.262										1	0	0	0	0	0	0
Dock Ellis, S (8, 1) OBP: 0.111, SLG: 0.077										0	0	0	0	0	0	0
Kelvin Chapman, R (9, PH) OBP: 0.197, SLG: 0.182										1	0	0	0	0	1	0
Inning Stats	R: 0 E: 0 K: 0 S: 4 H: 1 LOB: 3 BB: 2 P: 12	R: 0 E: 0 K: 0 S: 4 H: 2 LOB: 1 BB: 0 P: 4	R: 0 E: 0 K: 0 S: 3 H: 0 LOB: 0 BB: 0 P: 3	R: 0 E: 0 K: 1 S: 5 H: 0 LOB: 0 BB: 0 P: 5	R: 0 E: 0 K: 1 S: 5 H: 0 LOB: 0 BB: 0 P: 5	R: 1 E: 0 K: 1 S: 8 H: 3 LOB: 2 BB: 0 P: 8	R: 0 E: 0 K: 1 S: 5 H: 0 LOB: 0 BB: 0 P: 5	R: 0 E: 0 K: 2 S: 9 H: 2 LOB: 3 BB: 1 P: 13	R: 0 E: 0 K: 2 S: 7 H: 0 LOB: 0 BB: 0 P: 7	1B: 7 2B: 1 3B: 0 HR: 0 SF: 0 SAC: 0 DP: 1 HBP: 0						

PITCHER		IP	WLS	BF	H	R	ER	SO	BB	IBB	HBP	BLK	WP	HR	S	P	ERA	WHIP
Ross Grimsley, L ERA: 5.24	(1, 1)	5.1	W	23	6	1	1	2	2	0	0	0	0	0	25	33	1.69	1.500
Stan Bahnsen, R ERA: 3.15	(6, 1)	1.2		5	0	0	0	2	0	0	0	0	0	0	9	9	0.00	0.000
Bill Atkinson, R ERA:	(8, 1)	0.1		4	2	0	0	0	1	0	0	0	0	0	3	7	0.00	9.000
Woodie Fryman, L ERA: 2.78	(8, 1)	1.2	S	5	0	0	0	4	0	0	0	0	0	0	13	13	0.00	0.000

PITCHER	IP	WLS	BF	H	R	ER	SO	BB	IBB	HBP	BLK	WP	HR	S	P	ERA	WHIP

BOTTOM

Montreal Expos @ New York Mets

Shea Stadium, Flushing, NY

Wed Sep 19 1979, 7:05 PM EDT

Unknown

livebaseballscorecards.com

AB	34
R	1
H	8
RBI	1
BB	3
SO	8
LOB	20

WP: 0	PA: 37
PB: 0	
SB: 0	
CS: 0	

Montreal Expos @ New York Mets

Shea Stadium, Flushing, NY

Wed Sep 19 1979, 7:05 PM EDT

Att. 4,973 - Unknown

TOP

livebaseballscorecards.com

Batter	1	2	3	4	5	6	7	8	9	AB	R	H	RBI	BB	SO	LOB
Warren Cromartie, L (1, 7) OBP: 0.317, SLG: 0.403	F9		G3			F8		4-3		4	0	0	0	0	0	1
Dave Cash, R (1, 4) Chris Speier, R (1, 6) OBP: 0.320, SLG: 0.319	HR		4-3			1-H HR		BBBB BB		1 2	1 1	1 1	1 2	0 1	0 0	0 0
Andre Dawson, R (1, 8) OBP: 0.302, SLG: 0.459	E5 1B			SSS K		F2		SSS K		4	0	1	0	0	2	1
Tony Perez, R (1, 3) OBP: 0.326, SLG: 0.441	L7			F6-3		1B		F8		4	0	1	0	0	0	2
Gary Carter, R (1, 2) OBP: 0.331, SLG: 0.474	F6-3			F2		SSS K			E S FC5-2 1B	4	0	1	0	0	1	2
Ellis Valentine, R (1, 9) Jerry White, S (1, 9) OBP: 0.372, SLG: 0.405		F9			4-3		F9 WP 2B		SSS K 1-3	0 4	0 1	0 1	0 1	0 0	0 1	0 1
Larry Parrish, R (1, 5) OBP: 0.356, SLG: 0.538		P3			F6-3		F9 2-3		FC5-2 3-H	4	0	0	0	0	0	2
Rodney Scott, S (1, 6) (1, 4) OBP: 0.312, SLG: 0.286		1-3			4-3		4-3 3-H		F7	4	0	0	0	0	0	1
Rudy May, L (1, 1) OBP: 0.190, SLG: 0.150			4-3			HR 1B	4-3			3	1	1	0	0	0	0

	AB	34
	R	4
	H	7
	RBI	3
	BB	1
	SO	4
	LOB	10

Inning Stats	1	2	3	4	5	6	7	8	9
	R: 1 E: 1 K: 0 S: 5	R: 0 E: 0 K: 0 S: 3	R: 0 E: 0 K: 0 S: 3	R: 0 E: 0 K: 1 S: 5	R: 0 E: 0 K: 0 S: 3	R: 2 E: 0 K: 1 S: 8	R: 1 E: 0 K: 0 S: 4	R: 0 E: 0 K: 1 S: 5	R: 0 E: 0 K: 1 S: 6
	H: 2 LOB: 1 BB: 0 P: 5	H: 0 LOB: 0 BB: 0 P: 3	H: 0 LOB: 0 BB: 0 P: 3	H: 0 LOB: 0 BB: 0 P: 5	H: 0 LOB: 0 BB: 0 P: 3	H: 3 LOB: 1 BB: 0 P: 8	H: 1 LOB: 0 BB: 0 P: 4	H: 0 LOB: 1 BB: 1 P: 9	H: 1 LOB: 1 BB: 0 P: 6

1B: 4 SF: 0
2B: 1 SAC: 0
3B: 0 DP: 0
HR: 2 HBP: 0

WP: 1 PA: 35
PB: 0
SB: 1
CS: 0

PITCHER		IP	WLS	BF	H	R	ER	SO	BB	IBB	HBP	BLK	WP	HR	S	P	ERA	WHIP
Tom Hausman, R ERA: 2.69	(1, 1)	8.0	L	31	6	4	4	3	1	0	0	0	1	2	36	40	4.50	0.875
Dwight Bernard, R ERA: 4.7	(9, 1)	1.0		4	1	0	0	1	0	0	0	0	0	0	6	6	0.00	1.000

PITCHER	IP	WLS	BF	H	R	ER	SO	BB	IBB	HBP	BLK	WP	HR	S	P	ERA	WHIP

Batter	1	2	3	4	5	6	7	8	9	AB	R	H	RBI	BB	SO	LOB
Gil Flores, R (1, 9) OBP: 0.255, SLG: 0.226	B B B B 4-0 S BB		x 0-0 ① F8		x 0-0 S 2-H 1B 1B			x 0-0 ① FC5-4 FC4-6 1-2f		3	0	1	1	1	0	1
Kelvin Chapman, R (1, 4) OBP: 0.200, SLG: 0.186	S S S 0-3 ① K 1-2		x 0-0 ② 4-3		x 0-0 ③ 1-H 1B			x 0-0 ② FC4-6 1-2f		4	0	1	0	0	1	2
Lee Mazzilli, S (1, 3) OBP: 0.405, SLG: 0.459	x 0-0 ② P4		x 0-0 ③ P4			x 0-0 ① F8		x 0-0 ③ F8		4	0	0	0	0	0	2
John Stearns, R (1, 5) OBP: 0.317, SLG: 0.362 Richie Hebner, L (6, 5) OBP: 0.339, SLG: 0.351	B B B B 4-0 FC6-4 BB			S S S 0-3 ① K		S S S 0-3 ② K			x 0-0 ① L9	1 2	0 0	0 0	0 0	1 0	1 1	0 0
Joel Youngblood, R (1, 7) OBP: 0.345, SLG: 0.446	x 0-0 ③ FC6-4 1-2f			x 0-0 ② 4-3		S S S 0-3 ③ K			B B B B 4-0 FC5-4 1B BB	3	0	0	0	1	1	2
Elliott Maddox, R (1, 8) OBP: 0.333, SLG: 0.315		x 0-0 1B		x 0-0 ③ L9			x 0-0 ① G3		x 0-0 FC5-4 1-2 1B	4	0	2	0	0	0	0
Alex Trevino, R (1, 2) OBP: 0.327, SLG: 0.328		x 0-0 ① F8			x 0-0 ① 1-3		x 0-0 ② P2		x 0-0 ② FC5-4 FC6-4 1-2f 2-3	4	0	0	0	0	0	3
Doug Flynn, R (1, 6) OBP: 0.262, SLG: 0.318		S S S 0-3 ② K			x 0-0 SH3-4 1B 1B		x 0-0 ③ F4-3		x 0-0 ③ FC6-4 1-2f	4	1	1	0	0	1	3
Tom Hausman, R (1, 1) OBP: 0.136, SLG: 0.136 Frank Taveras, R (8, PH) OBP: 0.297, SLG: 0.339 Dwight Bernard, R (9, 1)		x 0-0 ③ 1-3			x 0-0 ② SH3-4 1-2			x 0-0 FC5-4 1B		1 1 0	0 0 0	0 1 0	0 0 0	0 0 0	0 0 0	1 0 0
Inning Stats	R: 0 H: 0 E: 0 LOB: 2 K: 1 BB: 2 S: 5 P: 13	R: 0 H: 1 E: 0 LOB: 1 K: 1 BB: 0 S: 6 P: 6	R: 0 H: 0 E: 0 LOB: 0 K: 0 BB: 0 S: 3 P: 3	R: 0 H: 0 E: 0 LOB: 0 K: 1 BB: 0 S: 5 P: 5	R: 1 H: 3 E: 0 LOB: 2 K: 0 BB: 0 S: 5 P: 5	R: 0 H: 0 E: 0 LOB: 0 K: 2 BB: 0 S: 7 P: 7	R: 0 H: 0 E: 0 LOB: 0 K: 0 BB: 0 S: 3 P: 3	R: 0 H: 1 E: 0 LOB: 1 K: 0 BB: 0 S: 4 P: 4	R: 0 H: 1 E: 0 LOB: 2 K: 0 BB: 1 S: 4 P: 8	1B: 6 SF: 0 2B: 0 SAC: 1 3B: 0 DP: 0 HR: 0 HBP: 0						

PITCHER	IP	WLS	BF	H	R	ER	SO	BB	IBB	HBP	BLK	WP	HR	S	P	ERA	WHIP
Rudy May, L (1, 1) ERA: 2.12	9.0	W	35	6	1	1	5	3	0	0	0	0	0	42	54	1.00	1.000

PITCHER	IP	WLS	BF	H	R	ER	SO	BB	IBB	HBP	BLK	WP	HR	S	P	ERA	WHIP

BOTTOM

Montreal Expos @ New York Mets

Shea Stadium, Flushing, NY

Wed Sep 19 1979, 7:05 PM EDT

Att. 4,973 - Unknown

livebaseballscorecards.com

AB	31
R	1
H	6
RBI	1
BB	3
SO	5
LOB	14

WP: 0 PA: 35
PB: 0
SB: 2
CS: 0

Montreal Expos @ New York Mets

Shea Stadium, Flushing, NY

Thu Sep 20 1979, 7:05 PM EDT

Unknown

TOP

livebaseballscorecards.com

Batter	1	2	3	4	5	6	7	8	9	AB	R	H	RBI	BB	SO	LOB
Warren Cromartie, L (1, 7) OBP: 0.316, SLG: 0.400 Tom Hutton, L (8, 9) OBP: 0.348, SLG: 0.354	K		F7		F9		L3	E 1B IBB		4 0	1 0	0 0	0 0	1 0	1 0	0 0
Dave Cash, R (1, 4) OBP: 0.370, SLG: 0.461	F9		K		6-3		F9	SF9 1-2 2-H 3-H		4	0	0	1	0	1	0
Andre Dawson, R (1, 8) OBP: 0.307, SLG: 0.465	FC5-4 1B		S 1B		2B		BB BB	2-H 1B		4	0	4	1	1	0	0
Tony Perez, R (1, 3) OBP: 0.325, SLG: 0.437	FC5-4 1-2f		F3 1-2		F6		1-2 BB	F9		4	0	0	0	1	0	4
Gary Carter, R (1, 2) OBP: 0.331, SLG: 0.475		K	1B 2B		F7		K		FC5-4 1B	5	1	2	0	0	2	2
Ellis Valentine, R (1, 9) OBP: 0.306, SLG: 0.467 Jerry White, S (7, 9) OBP: 0.374, SLG: 0.430 (8, 7)		1B 2B	F4-6-3 2-H 1B		6-3			HR	FC5-4 BB 1B 1-2f	3 2	1 1	2 1	1 1	0 0	0 0	0 1
Larry Parrish, R (1, 5) OBP: 0.358, SLG: 0.543	F9		F4-6-3 1-2		2B			E SF9 2B	BB 1-2 1B	5	1	3	0	0	0	2
Rodney Scott, S (1, 6) OBP: 0.316, SLG: 0.288	2-H 1B		1B		IBB			E6 S E 2-3	F6-4-3 1-2 2-3 BB	3	1	2	1	2	0	1
Dan Schatzeder, L (1, 1) OBP: 0.286, SLG: 0.286 Dale Murray, R (7, 1)	6-3		F3		F8			K 1-2	F6-4-3 1-2	3 2	0 0	0 0	0 0	0 0	0 1	4 5
Inning Stats	R: 0 H: 1 E: 0 LOB: 1 K: 1 BB: 0 S: 6 P: 6	R: 1 H: 2 E: 0 LOB: 1 K: 1 BB: 0 S: 7 P: 7	R: 0 H: 1 E: 0 LOB: 1 K: 1 BB: 0 S: 6 P: 6	R: 1 H: 3 E: 0 LOB: 1 K: 0 BB: 0 S: 5 P: 5	R: 0 H: 1 E: 0 LOB: 1 K: 0 BB: 0 S: 4 P: 4	R: 0 H: 1 E: 0 LOB: 2 K: 0 BB: 1 S: 4 P: 8	R: 0 H: 0 E: 0 LOB: 2 K: 1 BB: 2 S: 5 P: 13	R: 4 H: 3 E: 2 LOB: 1 K: 1 BB: 1 S: 9 P: 13	R: 0 H: 2 E: 0 LOB: 2 K: 0 BB: 1 S: 4 P: 8	1B: 8 SF: 1 2B: 5 SAC: 0 3B: 0 DP: 2 HR: 1 HBP: 0						

	AB	39
	R	6
	H	14
	RBI	5
	BB	5
	SO	5
	LOB	19

WP: 0 PA: 45
PB: 0
SB: 2
CS: 0

PITCHER		IP	WLS	BF	H	R	ER	SO	BB	IBB	HBP	BLK	WP	HR	S	P	ERA	WHIP
Kevin Kobel, L ERA: 3.47	(1, 1)	6.2		31	9	2	2	3	2	1	0	0	0	0	34	46	2.70	1.650
Roy Lee Jackson, R ERA:	(7, 1)	0.1		1	0	0	0	1	0	0	0	0	0	0	3	3	0.00	0.000
Jeff Reardon, R ERA: 3.0	(8, 1)	0.2	L	7	3	4	1	1	0	1	0	0	0	1	8	12	13.50	4.500
Dwight Bernard, R ERA: 4.66	(8, 1)	0.1		2	1	0	0	0	0	0	0	0	0	0	2	2	0.00	3.000
Andy Hassler, L ERA: 4.45	(9, 1)	1.0		4	1	0	0	0	1	0	0	0	0	0	3	7	0.00	2.000

PITCHER	IP	WLS	BF	H	R	ER	SO	BB	IBB	HBP	BLK	WP	HR	S	P	ERA	WHIP

Batter	1	2	3	4	5	6	7	8	9	AB	R	H	RBI	BB	SO	LOB
Gil Flores, R (1, 9) OBP: 0.263, SLG: 0.236	S S S 0-3 K ①			x 0-0 FC1-4 1B 1B		x 0-0 F9 ①	x 0-0 1-2 2-H 1B		x 0-0 FC4-6 2B 1-2f 2-3 ①	5	0	2	1	0	1	2
Frank Taveras, R (1, 6) OBP: 0.296, SLG: 0.337	S S S 0-3 K ②			S S S 0-3 K ①		B B B 4-0 E BB	x 0-0 F4 ③		S S S 0-3 K ②	4	0	0	0	1	3	5
Lee Mazzilli, S (1, 3) OBP: 0.405, SLG: 0.460	S S S 0-3 K ③			x 0-0 1-2 FC1-4 1B		S S S 0-3 1-3 K ②		x 0-0 6-3 ①	x 0-0 1-3 3-H 2B	5	0	2	1	0	2	1
John Stearns, R (1, 2) OBP: 0.314, SLG: 0.359		x 0-0 F9 ①		x 0-0 FC1-4 1-2f 2-3 ②		x 0-0 F8 ③		x 0-0 6-3 ②	x 0-0 F2 ③	5	0	0	0	0	0	5
Elliott Maddox, R (1, 8) OBP: 0.332, SLG: 0.314		x 0-0 F8 ②		x 0-0 F3 ③			S S S 0-3 K ①	x 0-0 1B 1B		4	0	1	0	0	1	2
Joel Youngblood, R (1, 7) OBP: 0.345, SLG: 0.444		S S S 0-3 K ③			x 0-0 F7 ①		x 0-0 F8 ②	x 0-0 FC5-4 1-2 1B		4	0	1	0	0	1	0
Alex Trevino, R (1, 5) OBP: 0.330, SLG: 0.328			x 0-0 F9 ①		x 0-0 FC6-4 1B		B B B 4-0 1B 1B BB	x 0-0 FC5-4 ③ 1-2f		3	1	1	0	1	0	2
Doug Flynn, R (1, 4) OBP: 0.264, SLG: 0.320			x 0-0 F6-3 ②		x 0-0 FC6-4 ② 1-2f		x 0-0 1-2 1B 1B 1B		x 0-0 FC4-6 1B 2B 1B	4	2	2	0	0	0	1
Kevin Kobel, R (1, 1) OBP: 0.178, SLG: 0.178 Roy Lee Jackson, R (7, 1) Dan Norman, R (7, PH) OBP: 0.299, SLG: 0.364 Jeff Reardon, R (8, 1) Dwight Bernard, R (8, 1) Richie Hebner, L (9, 5) OBP: 0.340, SLG: 0.352 Andy Hassler, L (9, 1)			S S S 0-3 K ③		S S S 0-3 K ③		x 0-0 1-2 2-H 1B 1B		x 0-0 FC4-6 1-2 1B	2 0 1 0 0 1 0	0 0 0 0 0 0 0	0 0 1 0 0 1 0	0 0 1 0 0 0 0	0 0 0 0 0 0 0	2 0 0 0 0 0 0	1 0 0 0 0 0 0
Inning Stats	R: 0 E: 0 K: 3 S: 9 H: 0 LOB: 0 BB: 0 P: 9	R: 0 E: 0 K: 1 S: 5 H: 0 LOB: 0 BB: 0 P: 5	R: 0 E: 0 K: 1 S: 5 H: 0 LOB: 0 BB: 0 P: 5	R: 0 E: 0 K: 1 S: 7 H: 2 LOB: 2 BB: 0 P: 7	R: 0 E: 0 K: 1 S: 6 H: 1 LOB: 1 BB: 0 P: 6	R: 0 E: 1 K: 1 S: 5 H: 0 LOB: 1 BB: 1 P: 9	R: 2 E: 0 K: 1 S: 8 H: 3 LOB: 2 BB: 1 P: 12	R: 0 E: 0 K: 0 S: 5 H: 2 LOB: 2 BB: 0 P: 5	R: 1 E: 0 K: 1 S: 8 H: 3 LOB: 2 BB: 0 P: 8	1B: 10 2B: 1 3B: 0 HR: 0	SF: 0 SAC: 0 DP: 0 HBP: 0					

PITCHER		IP	WLS	BF	H	R	ER	SO	BB	IBB	HBP	BLK	WP	HR	S	P	ERA	WHIP
Dan Schatzeder, L ERA: 2.81	(1, 1)	6.2		28	6	2	2	9	2	0	0	0	0	0	44	52	2.70	1.200
Dale Murray, R ERA: 4.66	(7, 1)	2.1	W	12	5	1	1	1	0	0	0	0	0	0	14	14	3.86	2.143

PITCHER	IP	WLS	BF	H	R	ER	SO	BB	IBB	HBP	BLK	WP	HR	S	P	ERA	WHIP

Montreal Expos @ New York Mets

Shea Stadium, Flushing, NY

Thu Sep 20 1979, 7:05 PM EDT

Unknown

BOTTOM

livebaseballscorecards.com

AB	38
R	3
H	11
RBI	3
BB	2
SO	10
LOB	19

1B: 10	SF: 0	WP: 0	PA: 40		
2B: 1	SAC: 0	PB: 0			
3B: 0	DP: 0	SB: 0			
HR: 0	HBP: 0	CS: 0			

Montreal Expos @ New York Mets

Shea Stadium, Flushing, NY

Thu Sep 20 1979, 7:05 PM EDT

Att. 4,229 - Unknown

livebaseballscorecards.com

Batter	1	2	3	4	5	6	7	8	9	AB	R	H	RBI	BB	SO	LOB
Warren Cromartie, L (1, 7) OBP: 0.315, SLG: 0.399	F7		F7		F7			CS 1B		4	0	1	0	0	0	2
Dave Cash, R (1, 4) OBP: 0.361, SLG: 0.449	F6-3			F6-3		K		F 1-2	F9	5	0	0	0	0	1	1
Andre Dawson, R (1, 8) OBP: 0.307, SLG: 0.463	F6-3			F7		P4			1B 1B 1B	4	1	1	0	0	0	0
Rusty Staub, L (1, 3) OBP: 0.331, SLG: 0.408		G3		2B 1B		F7			1B 1B 1B 1-3	4	0	2	0	0	0	0
Rodney Scott, S (9, PR) OBP: 0.316, SLG: 0.288										0	1	0	0	0	0	0
Tom Hutton, L (9, 3) OBP: 0.348, SLG: 0.354										0	0	0	0	0	0	0
Gary Carter, R (1, 2) OBP: 0.333, SLG: 0.478		F3		1-3 2B			P5		F9 1B 1-2 3-H 1B	4	0	2	1	0	0	0
Jerry White, S (1, 9) OBP: 0.377, SLG: 0.432		CS 1B		G3			G1		1-2 2-H 1B	4	0	2	1	0	0	2
Larry Parrish, R (1, 5) OBP: 0.359, SLG: 0.541		F 1-2	SH3-4 1B		FC6-4 BB		K		F9 2-3	4	0	1	0	1	1	3
Chris Speier, R (1, 6) OBP: 0.316, SLG: 0.315			K		FC6-4 SH3-4 1-2f			F6-3	P4	4	0	0	0	0	1	4
Scott Sanderson, R (1, 1) OBP: 0.167, SLG: 0.208			SH3-4 1-2		SH3-4 1-2			K		1	0	0	0	0	1	0

Inning Stats	1	2	3	4	5	6	7	8	9	1B	SF	WP	PA
	R: 0 H: 0 E: 0 LOB: 0 K: 0 BB: 0 S: 3 P: 3	R: 0 H: 1 E: 0 LOB: 0 K: 0 BB: 0 S: 3 P: 3	R: 0 H: 1 E: 0 LOB: 1 K: 1 BB: 0 S: 6 P: 6	R: 0 H: 2 E: 0 LOB: 2 K: 0 BB: 0 S: 5 P: 5	R: 0 H: 0 E: 0 LOB: 1 K: 0 BB: 1 S: 3 P: 7	R: 0 H: 0 E: 0 LOB: 0 K: 1 BB: 0 S: 5 P: 5	R: 0 H: 0 E: 0 LOB: 0 K: 1 BB: 0 S: 5 P: 5	R: 0 H: 1 E: 0 LOB: 0 K: 1 BB: 0 S: 5 P: 5	R: 2 H: 4 E: 0 LOB: 2 K: 0 BB: 0 S: 7 P: 7	1B: 8 2B: 1 3B: 0 HR: 0	SF: 0 SAC: 2 DP: 0 HBP: 0	WP: 0 PB: 0 SB: 0 CS: 2	PA: 37

PITCHER		IP	WLS	BF	H	R	ER	SO	BB	IBB	HBP	BLK	WP	HR	S	P	ERA	WHIP
Mike Scott, R ERA: 3.93	(1, 1)	8.1	L	35	9	2	2	4	1	0	0	0	0	0	40	44	2.16	1.200
Jeff Reardon, R ERA: 2.84	(9, 1)	0.2		2	0	0	0	0	0	0	0	0	0	0	2	2	0.00	0.000

PITCHER	IP	WLS	BF	H	R	ER	SO	BB	IBB	HBP	BLK	WP	HR	S	P	ERA	WHIP

AB	R	H	RBI	BB	SO	LOB
4	0	1	0	0	0	2
5	0	0	0	0	1	1
4	1	1	0	0	0	0
4	0	2	0	0	0	0
0	1	0	0	0	0	0
0	0	0	0	0	0	0
4	0	2	1	0	0	0
4	0	2	1	0	0	2
4	0	1	0	1	1	3
4	0	0	0	0	1	4
1	0	0	0	0	1	0

Montreal Expos @ New York Mets

Shea Stadium, Flushing, NY

Thu Sep 20 1979, 7:05 PM EDT

Att. 4,229 - Unknown

BOTTOM

Batter	1	2	3	4	5	6	7	8	9	AB	R	H	RBI	BB	SO	LOB
Kelvin Chapman, R (1, 4) OBP: 0.203, SLG: 0.190	F3		1B 1B		F9			K		4	0	1	0	0	1	0
Bruce Boisclair, L (1, 7) OBP: 0.197, SLG: 0.262	K		G4-6-3 1-3 1B		K			G3		4	0	1	0	0	2	0
Lee Mazzilli, S (1, 8) OBP: 0.403, SLG: 0.457	F7		G4-6-3 1-2f			K		4-3		4	0	0	0	0	1	2
Richie Hebner, L (1, 5) OBP: 0.343, SLG: 0.356		L1		1B 1B		1B			FC6-4 1B	4	0	3	0	0	0	0
Ed Kranepool, L (1, 3) OBP: 0.284, SLG: 0.294		P6		1-2 1B		F8			P5	4	0	1	0	0	0	2
Elliott Maddox, R (1, 9) OBP: 0.330, SLG: 0.312		BB 1B		L7		P6			F7	4	0	1	0	0	0	4
Ron Hodges, L (1, 2) OBP: 0.315, SLG: 0.192		FC5-4 1-2 BB		K			F7		FC6-4 1-2f	3	0	0	0	1	1	3
Doug Flynn, R (1, 6) OBP: 0.262, SLG: 0.318		FC5-4 1-2f		K			F1-3			3	0	0	0	0	1	4
Mike Scott, R (1, 1) Jeff Reardon, R (9, 1)			K		K		K			3 0	0 0	0 0	0 0	0 0	3 0	0 0
Inning Stats	R: 0 E: 0 K: 1 S: 5 H: 0 LOB: 0 BB: 0 P: 5	R: 0 E: 0 K: 0 S: 4 H: 1 LOB: 2 BB: 1 P: 8	R: 0 E: 0 K: 1 S: 6 H: 2 LOB: 1 BB: 0 P: 6	R: 0 E: 0 K: 2 S: 9 H: 2 LOB: 2 BB: 0 P: 9	R: 0 E: 0 K: 2 S: 7 H: 0 LOB: 0 BB: 0 P: 7	R: 0 E: 0 K: 1 S: 6 H: 1 LOB: 1 BB: 0 P: 6	R: 0 E: 0 K: 1 S: 5 H: 0 LOB: 0 BB: 0 P: 5	R: 0 E: 0 K: 1 S: 5 H: 0 LOB: 0 BB: 0 P: 5	R: 0 E: 0 K: 0 S: 4 H: 1 LOB: 1 BB: 0 P: 4	1B: 7 2B: 0 3B: 0 HR: 0 SF: 0 SAC: 0 DP: 1 HBP: 0							

PITCHER	IP	WLS	BF	H	R	ER	SO	BB	IBB	HBP	BLK	WP	HR	S	P	ERA	WHIP
Scott Sanderson, R (1, 1) ERA: 3.2	9.0	W	34	7	0	0	9	1	0	0	0	0	0	51	55	0.00	0.889

PITCHER	IP	WLS	BF	H	R	ER	SO	BB	IBB	HBP	BLK	WP	HR	S	P	ERA	WHIP

livebaseballscorecards.com

AB	33
R	0
H	7
RBI	0
BB	1
SO	9
LOB	15

WP: 0 PB: 0 SB: 0 CS: 0 PA: 34

Batter	1	2	3	4	5	6	7	8	9	10	AB	R	H	RBI	BB	SO	LOB
Warren Cromartie, L (1, 7) OBP: 0.314, SLG: 0.397	K			K		BB, BB 1-2 1B 1B	G6-4-3 1-2f		1-3		5	1	1	0	0	2	1
Dave Cash, R (1, 4) OBP: 0.368, SLG: 0.447	G3			F3		BB 1-2 2-3 BB		1B 1B	CS BB		3	2	1	0	2	0	0
Andre Dawson, R (1, 8) OBP: 0.306, SLG: 0.461	F9			K		P4		1B 1-2 SF8 1B	CS 1-2	F8	5	1	1	0	0	1	3
Tony Perez, R (1, 3) OBP: 0.324, SLG: 0.435		K			F9	F9		FC5-4 1-3 2-H 1B		4-3	5	0	1	1	0	1	3
Gary Carter, R (1, 2) OBP: 0.335, SLG: 0.481		F4			WP SF8 2B	1B 1-2 2-3 3-H BB		SF8 3-H		E4 1B	3	1	2	2	1	0	0
Ellis Valentine, R (1, 9) OBP: 0.307, SLG: 0.466		F7			WP BB	1-2 2-H 3-H 1B		FC5-4 1-2f HR		K	4	1	1	2	1	1	2
Larry Parrish, R (1, 5) OBP: 0.358, SLG: 0.546			K2-3		SF8 1-2 2-H	F3		1-H HR			3	1	1	3	0	1	2
Rodney Scott, S (1, 6) OBP: 0.314, SLG: 0.286			F8		K		1-3	K			4	0	0	0	0	2	1
Steve Rogers, R (1, 1) OBP: 0.200, SLG: 0.173 Ross Grimsley, L (6, 1) OBP: 0.200, SLG: 0.236 Stan Bahnsen, R (6, 1) OBP: 0.077, SLG: 0.308 Jerry White, S (7, PH) OBP: 0.382, SLG: 0.436 Bill Atkinson, L (7, 1) Woodie Fryman, R (9, 1) Dale Murray, R (9, 1) Elias Sosa, R (10, 1) OBP: 0.214, SLG: 0.231			K			BB, 1B BB BB	G6-4-3 1B		4-3		1 0 0 1 1 0 0 0	1 0 0 0 0 0 0 0	0 0 0 1 0 0 0 0	1 0 0 0 0 0 0 0	1 0 0 0 0 0 0 0	0 0 0 0 0 0 0 0	0 0 0 0 0 0 0 0
Inning Stats	R: 0 E: 0 K: 1 S: 5 H: 0 LOB: 0 BB: 0 P: 5	R: 0 E: 0 K: 1 S: 5 H: 0 LOB: 0 BB: 0 P: 5	R: 0 E: 0 K: 2 S: 7 H: 0 LOB: 0 BB: 0 P: 7	R: 0 E: 0 K: 2 S: 7 H: 0 LOB: 0 BB: 0 P: 7	R: 1 E: 0 K: 1 S: 6 H: 1 LOB: 1 BB: 1 P: 10	R: 3 E: 0 K: 0 S: 5 H: 2 LOB: 2 BB: 3 P: 17	R: 0 E: 0 K: 0 S: 3 H: 1 LOB: 0 BB: 0 P: 3	R: 4 E: 0 K: 1 S: 9 H: 4 LOB: 0 BB: 0 P: 9	R: 0 E: 0 K: 0 S: 2 H: 0 LOB: 0 BB: 1 P: 6	R: 0 E: 1 K: 1 S: 6 H: 1 LOB: 1 BB: 0 P: 6	1B: 7 2B: 1 3B: 0 HR: 1 SF: 2 SAC: 0 DP: 1 HBP: 0						

PITCHER		IP	WLS	BF	H	R	ER	SO	BB	IBB	HBP	BLK	WP	HR	S	P	ERA	WHIP
Steve Carlton, L ERA: 3.83	(1, 1)	6.0		25	3	4	4	7	4	0	0	0	1	0	35	51	6.00	1.167
Rawly Eastwick, R ERA: 4.71	(7, 1)	2.0		10	5	4	4	1	0	0	0	0	0	1	12	12	18.00	2.500
Ron Reed, R ERA: 3.9	(9, 1)	2.0	W	7	1	0	0	1	1	0	0	0	0	0	8	12	0.00	1.000

PITCHER	IP	WLS	BF	H	R	ER	SO	BB	IBB	HBP	BLK	WP	HR	S	P	ERA	WHIP

TOP

Montreal Expos @ Philadelphia Phillies

Veterans Stadium, Philadelphia, PA

Sat Sep 22 1979, 7:05 PM EDT

Unknown

livebaseballscorecards.com

AB	35
R	8
H	9
RBI	8
BB	5
SO	9
LOB	12

WP: 1	PA: 43
PB: 0	
SB: 0	
CS: 1	

Batter	1	2	3	4	5	6	7	8	9	10	AB	R	H	RBI	BB	SO	LOB
Pete Rose, S (1, 3) OBP: 0.423, SLG: 0.437	F8		G3	K		1B		4-3		BB	5	1	1	1	1	1	2
Manny Trillo, R (1, 4) OBP: 0.293, SLG: 0.348	BB		FC1-6		5-3	2B			SH5-4	1B	4	0	3	2	1	0	0
Lonnie Smith, R (9, PR) OBP: 0.158, SLG: 0.167 (10, 7)	1B		BB			1B			1B	1B	1	1	1	0	0	0	0
Bake McBride, L (1, 9) OBP: 0.325, SLG: 0.401	F9		FC1-6		G3	CS			SH5-4	K	6	0	2	1	0	1	5
Mike Schmidt, R (1, 5) OBP: 0.391, SLG: 0.579	BB		CS	2B	HR	K			SH5-4	1B	3	2	2	2	2	1	2
Greg Luzinski, R (1, 7) OBP: 0.343, SLG: 0.431	K			1B	K		6-3		IBB		4	1	1	1	0	2	2
Mike Anderson, R (8, 7) OBP: 0.337, SLG: 0.324											0	0	0	0	0	0	0
Garry Maddox, R (9, PH) OBP: 0.308, SLG: 0.431											1	0	1	1	0	0	0
Bud Harrelson, S (10, 4) OBP: 0.400, SLG: 0.298				2B					1B		0	0	0	0	0	0	0
Greg Gross, L (1, 8) OBP: 0.421, SLG: 0.412		F7		1B		G3	F9		IBB		4	0	1	1	1	0	0
Tim McCarver, L (1, 2) OBP: 0.315, SLG: 0.283		BB		F5		1B			F8		4	1	1	0	1	0	3
Larry Bowa, S (1, 6) OBP: 0.321, SLG: 0.318		1B		1B		BB		4-3		4-3	4	1	2	0	1	0	0
Steve Carlton, L (1, 1) OBP: 0.239, SLG: 0.241		K		K		2B		K		1B	2	0	0	0	0	2	3
Del Unser, L (6, PH) OBP: 0.361, SLG: 0.489											0	1	0	0	1	0	0
Rawly Eastwick, R (7, 1)											0	0	0	0	0	0	0
John Poff, L (8, PH)											1	0	0	0	0	1	0
Ron Reed, R (9, 1) OBP: 0.364, SLG: 0.400											1	0	1	0	0	0	0
Pete Mackanin, R (10, PR)											0	1	0	0	0	0	0
Inning Stats	R: 0 E: 0 K: 1 S: 6 H: 1 LOB: 2 BB: 1 P: 10	R: 0 E: 0 K: 1 S: 5 H: 1 LOB: 1 BB: 1 P: 9	R: 0 E: 0 K: 0 S: 2 H: 0 LOB: 0 BB: 1 P: 6	R: 2 E: 0 K: 2 S: 10 H: 3 LOB: 2 BB: 1 P: 14	R: 1 E: 0 K: 1 S: 6 H: 1 LOB: 0 BB: 0 P: 6	R: 4 E: 0 K: 1 S: 8 H: 4 LOB: 2 BB: 2 P: 16	R: 0 E: 0 K: 0 S: 3 H: 0 LOB: 0 BB: 0 P: 3	R: 0 E: 0 K: 1 S: 5 H: 0 LOB: 0 BB: 0 P: 5	R: 1 E: 0 K: 0 S: 5 H: 3 LOB: 2 BB: 1 P: 9	R: 1 E: 0 K: 1 S: 7 H: 3 LOB: 3 BB: 1 P: 11	1B: 13 2B: 3 3B: 0 HR: 1	SF: 0 SAC: 1 DP: 1 HBP: 0						

PITCHER		IP	WLS	BF	H	R	ER	SO	BB	IBB	HBP	BLK	WP	HR	S	P	ERA	WHIP
Steve Rogers, R ERA: 2.97	(1, 1)	5.1		27	7	6	6	5	6	0	0	0	0	1	31	55	10.12	2.438
Ross Grimsley, L ERA: 5.3	(6, 1)	0.0		3	3	1	1	0	0	0	0	0	0	0	3	3	∞	∞
Stan Bahnsen, R ERA: 3.12	(6, 1)	0.2		1	0	0	0	1	0	0	0	0	0	0	3	3	0.00	0.000
Bill Atkinson, R ERA: 0.73	(7, 1)	2.0		7	1	1	1	1	0	0	0	0	0	0	9	9	4.50	0.500
Woodie Fryman, L ERA: 2.78	(9, 1)	0.0		1	1	0	0	0	0	0	0	0	0	0	1	1	∞	∞

PITCHER		IP	WLS	BF	H	R	ER	SO	BB	IBB	HBP	BLK	WP	HR	S	P	ERA	WHIP
Dale Murray, R ERA: 4.68	(9, 1)	1.1	L	8	3	1	1	0	1	1	0	0	0	0	6	14	6.75	3.000
Elias Sosa, R ERA: 1.83	(10, 1)	0.1		2	1	0	0	1	0	0	0	0	0	0	4	4	0.00	3.000

BOTTOM

Montreal Expos @ Philadelphia Phillies

Veterans Stadium, Philadelphia, PA

Sat Sep 22 1979, 7:05 PM EDT

Unknown

livebaseballscorecards.com

AB	40
R	9
H	16
RBI	9
BB	8
SO	8
LOB	17

WP: 0 PB: 0 SB: 0 CS: 2 PA: 50

Montreal Expos @ Philadelphia Phillies

Veterans Stadium, Philadelphia, PA

Sat Sep 22 1979, 7:05 PM EDT

Att. 35,186 - Unknown

TOP

livebaseballscorecards.com

Batter	1	2	3	4	5	6	7	8	9	AB	R	H	RBI	BB	SO	LOB
Warren Cromartie, L (1, 7) OBP: 0.314, SLG: 0.396	G6-4-3 1B		4-3		4-3		K		K	5	0	1	0	0	2	1
Dave Cash, R (1, 4) OBP: 0.363, SLG: 0.436	G6-4-3 1-2f		F9		5-3			BB CS	F8	4	0	0	0	1	0	1
Andre Dawson, R (1, 8) OBP: 0.308, SLG: 0.466	HR		PO HBP			F7		BB 2B 1-2		2	1	1	1	0	0	0
Jerry White, S (7, 8) OBP: 0.386, SLG: 0.436										0	1	0	0	1	0	0
Rusty Staub, L (1, 3) OBP: 0.330, SLG: 0.404	F5		PO 1-2	F8		L3		BB 2B 1-2		3	0	0	0	1	0	0
Tim Raines, S (8, PR)										0	1	0	0	0	0	0
Tom Hutton, L (8, 3) OBP: 0.348, SLG: 0.354										0	0	0	0	0	0	0
Ellis Valentine, R (1, 9) OBP: 0.306, SLG: 0.466		WP 1B 2B		1-4-3		F6		F9		4	1	1	0	0	0	2
Larry Parrish, R (1, 5) OBP: 0.361, SLG: 0.561		K 2-3		HR			HR	1B 1-H 2-H 2B		4	3	3	4	0	1	1
Rodney Scott, S (1, 6) OBP: 0.317, SLG: 0.289		BLK 1B 3-H	K				SH3 1B	FC6-4 1B 2-H		4	0	3	2	0	1	0
Duffy Dyer, R (1, 2) OBP: 0.301, SLG: 0.364		6-3 1-2			HR		F3	FC6-4 1-2f		4	1	1	1	0	0	3
David Palmer, R (1, 1) OBP: 0.069, SLG: 0.036		6-3			F2		SH3 1-2		K	2	0	0	0	0	0	1
Elias Sosa, R (7, 1) OBP: 0.214, SLG: 0.231										0	0	0	0	0	0	0
Stan Bahnsen, R (8, 1) OBP: 0.071, SLG: 0.286										1	0	0	0	0	1	0

	AB	33
	R	8
	H	10
	RBI	8
	BB	3
	SO	5
	LOB	9

Inning Stats	1	2	3	4	5	6	7	8	9
	R: 1 E: 0 K: 0 S: 4	R: 1 E: 0 K: 1 S: 7	R: 0 E: 0 K: 0 S: 2	R: 1 E: 0 K: 1 S: 6	R: 1 E: 0 K: 0 S: 4	R: 0 E: 0 K: 0 S: 3	R: 1 E: 0 K: 1 S: 7	R: 3 E: 0 K: 0 S: 4	R: 0 E: 0 K: 2 S: 7
	H: 2 LOB: 0 BB: 0 P: 4	H: 2 LOB: 1 BB: 0 P: 7	H: 0 LOB: 0 BB: 0 P: 3	H: 1 LOB: 0 BB: 0 P: 6	H: 1 LOB: 0 BB: 0 P: 4	H: 0 LOB: 0 BB: 0 P: 3	H: 2 LOB: 1 BB: 0 P: 7	H: 2 LOB: 1 BB: 3 P: 16	H: 0 LOB: 0 BB: 0 P: 7

	1B: 4	SF: 0	WP: 1	PA: 39
	2B: 2	SAC: 1	PB: 0	
	3B: 0	DP: 1	SB: 0	
	HR: 4	HBP: 1	CS: 1	

PITCHER		IP	WLS	BF	H	R	ER	SO	BB	IBB	HBP	BLK	WP	HR	S	P	ERA	WHIP
Dickie Noles, R ERA: 4.0	(1, 1)	6.0	L	23	6	4	4	2	0	0	1	1	1	3	26	27	6.00	1.000
Jack Kucek, R ERA: 7.2	(7, 1)	0.2		4	2	1	1	0	0	0	0	0	0	1	4	4	13.50	3.000
Doug Bird, R ERA: 5.28	(7, 1)	0.1		1	0	0	0	1	0	0	0	0	0	0	3	3	0.00	0.000
Tug McGraw, L ERA: 5.29	(8, 1)	1.0		7	2	3	3	0	3	0	0	0	0	0	4	16	27.00	5.000
Rawly Eastwick, R ERA: 4.65	(9, 1)	1.0		3	0	0	0	2	0	0	0	0	0	0	7	7	0.00	0.000

PITCHER		IP	WLS	BF	H	R	ER	SO	BB	IBB	HBP	BLK	WP	HR	S	P	ERA	WHIP

Batter	1	2	3	4	5	6	7	8	9	AB	R	H	RBI	BB	SO	LOB
Pete Rose, S (1, 3) OBP: 0.422, SLG: 0.435	5-3		G3			6-3	BB 1-2 2-3		BB 1B 1B	4	0	1	0	1	0	0
Manny Trillo, R (1, 4) OBP: 0.295, SLG: 0.352 John Vukovich, R (9, 5) OBP: 0.167, SLG: 0.167	4-3 2B			F8		1B 1B	FC5 2-3f		BB 1-2 1B	4 1	0 0	2 1	0 0	0 0	0 0	3 0
Bake McBride, L (1, 9) OBP: 0.324, SLG: 0.399	4-3 2-3			F9		1-2 1B		4-3	F7	5	0	1	0	0	0	3
Mike Schmidt, R (1, 5) OBP: 0.390, SLG: 0.576 Bud Harrelson, S (9, 6) OBP: 0.408, SLG: 0.298	K			K		K		2B 1B	BB 1-2 2-3	4 0	1 0	1 0	0 0	0 1	3 0	3 0
Del Unser, L (1, 7) OBP: 0.362, SLG: 0.500		4-3			L6-4 2B		F7	1-3 1-H 2B	K	5	0	2	1	0	1	3
Greg Gross, L (1, 8) OBP: 0.423, SLG: 0.410		5-3			L6-4 2-3		1B 1B 1B	1-3 BB		3	1	1	0	1	0	1
Keith Moreland, R (1, 2) OBP: 0.414, SLG: 0.593		F7			BB		BB 1B 1-2 1B	1-3 1-2 2-3		3	0	1	0	1	0	2
Larry Bowa, S (1, 6) OBP: 0.318, SLG: 0.316 Rawly Eastwick, R (9, 1)	K			K			F8	F8		4 0	0 0	0 0	0 0	0 0	2 0	5 0
Dickie Noles, R (1, 1) OBP: 0.172, SLG: 0.148 John Poff, L (6, PH) Jack Kucek, R (7, 1) Doug Bird, R (7, 1) OBP: 0.286, SLG: 0.167 Tim McCarver, L (7, PH) OBP: 0.320, SLG: 0.289 Tug McGraw, R (8, 1) OBP: 0.167, SLG: 0.167 Pete Mackanin, R (9, 4)		1-3				F7	FC5 BB 1-2 2-H 1B		K	1 1 0 0 1 0 1	0 0 0 0 0 0 0	0 0 0 0 1 0 0	0 0 0 0 0 0 0	0 0 0 0 0 0 0	0 0 0 0 0 0 1	0 0 0 0 0 0 0
Inning Stats	R: 0 E: 0 K: 1 S: 6 H: 1 LOB: 1 BB: 0 P: 6	R: 0 E: 0 K: 0 S: 3 H: 0 LOB: 0 BB: 0 P: 3	R: 0 E: 0 K: 1 S: 5 H: 0 LOB: 0 BB: 0 P: 5	R: 0 E: 0 K: 1 S: 5 H: 0 LOB: 0 BB: 0 P: 5	R: 0 E: 0 K: 1 S: 5 H: 1 LOB: 1 BB: 1 P: 9	R: 0 E: 0 K: 1 S: 7 H: 2 LOB: 2 BB: 0 P: 7	R: 1 E: 0 K: 0 S: 6 H: 3 LOB: 3 BB: 1 P: 10	R: 1 E: 0 K: 0 S: 5 H: 2 LOB: 2 BB: 1 P: 9	R: 0 E: 0 K: 2 S: 9 H: 2 LOB: 3 BB: 1 P: 13	1B: 8 2B: 4 3B: 0 HR: 0	SF: 0 SAC: 0 DP: 1 HBP: 0			WP: 0 PB: 0 SB: 0 CS: 0	PA: 41		

PITCHER	IP	WLS	BF	H	R	ER	SO	BB	IBB	HBP	BLK	WP	HR	S	P	ERA	WHIP
David Palmer, R (1, 1) ERA: 2.72	6.2	W	27	7	1	1	5	1	0	0	0	0	0	36	40	1.35	1.200
Elias Sosa, R (7, 1) ERA: 1.91	0.2		6	2	1	1	0	2	0	0	0	0	0	4	12	13.50	6.000
Stan Bahnsen, R (8, 1) ERA: 3.07	1.2		8	2	0	0	2	1	0	0	0	0	0	11	15	0.00	1.800

PITCHER	IP	WLS	BF	H	R	ER	SO	BB	IBB	HBP	BLK	WP	HR	S	P	ERA	WHIP

BOTTOM

Montreal Expos @ Philadelphia Phillies

Veterans Stadium, Philadelphia, PA

Sat Sep 22 1979, 7:05 PM EDT

Att. 35,186 - Unknown

livebaseballscorecards.com

AB	37
R	2
H	11
RBI	2
BB	4
SO	7
LOB	20

Batter	1	2	3	4	5	6	7	8	9	AB	R	H	RBI	BB	SO	LOB
Jerry White, S (1, 7) OBP: 0.392, SLG: 0.434	F8	S HBP		F7		S 1B 2-H		CS BB BBB		3	0	1	1	1	0	1
Dave Cash, R (1, 4) OBP: 0.359, SLG: 0.429	5-3	P4 1-2			F8 SSS	K 1-2		1B 1-2		5	0	1	0	0	1	2
Andre Dawson, R (1, 8) OBP: 0.310, SLG: 0.477	HR		F8		F3	HR		1B 1-2		5	2	3	2	0	0	0
Tony Perez, R (1, 3) OBP: 0.324, SLG: 0.436 Tom Hutton, L (8, 3) OBP: 0.348, SLG: 0.354	E5 1B 1B		K SSS		2B	5-3	4-3			5 0	0 0	2 0	0 0	0 0	1 0	2 0
Gary Carter, R (1, 2) OBP: 0.336, SLG: 0.479	1B 2-H		K SSS		F7	4-3	FC4-6 1B BB BBBB			4	0	1	0	1	1	1
Ellis Valentine, R (1, 9) OBP: 0.311, SLG: 0.472		F4		F9 S 2B HBP H	1B 2B	2B			FC4-6 1B 1-2	4	2	3	0	0	0	0
Larry Parrish, R (1, 5) OBP: 0.361, SLG: 0.559		HR 1B	K SSS 1-2		F9 I-I-I	IBB			K SSS	4	1	1	0	1	2	4
Chris Speier, R (1, 6) OBP: 0.317, SLG: 0.325		HR 1-H	F9 2-3		SH3 1B 2-H	1-3			FC4-6 1-2f 2-3	5	2	2	3	0	0	5
Bill Lee, L (1, 1) OBP: 0.225, SLG: 0.254		4-3	2B 3-H		SH3 1-2		K SSS		G3	4	0	1	1	0	1	2

Inning Stats										
	R: 1 E: 1 K: 0 S: 5	H: 3 LOB: 2 BB: 0 P: 5	R: 2 E: 0 K: 0 S: 5	H: 2 LOB: 1 BB: 0 P: 6	R: 0 E: 0 K: 2 S: 7	H: 0 LOB: 0 BB: 0 P: 7	R: 1 E: 0 K: 1 S: 6	H: 1 LOB: 1 BB: 0 P: 7	R: 0 E: 0 K: 0 S: 4	H: 1 LOB: 1 BB: 0 P: 4
	R: 2 E: 0 K: 1 S: 8	H: 3 LOB: 1 BB: 0 P: 8	R: 1 E: 0 K: 0 S: 5	H: 2 LOB: 2 BB: 1 P: 9	R: 0 E: 0 K: 1 S: 6	H: 2 LOB: 2 BB: 1 P: 10	R: 0 E: 0 K: 1 S: 6	H: 1 LOB: 2 BB: 1 P: 10	1B: 8 2B: 4 3B: 0 HR: 3	SF: 0 SAC: 1 DP: 0 HBP: 2

WP: 0 PA: 45
PB: 0
SB: 3
CS: 1

PITCHER	IP	WLS	BF	H	R	ER	SO	BB	IBB	HBP	BLK	WP	HR	S	P	ERA	WHIP
Nino Espinosa, R (1, 1) ERA: 3.65	2.0	L	11	5	3	3	0	0	0	1	0	0	2	10	11	13.50	2.500
Doug Bird, R (3, 1) ERA: 5.16	3.0		12	2	1	1	3	0	0	1	0	0	0	17	18	3.00	0.667
Rawly Eastwick, R (6, 1) ERA: 4.81	1.0		6	3	2	2	1	0	0	0	0	0	0	8	8	18.00	3.000
Kevin Saucier, L (7, 1) ERA: 3.75	3.0		16	5	1	1	2	2	1	0	0	0	1	17	29	3.00	2.333

PITCHER	IP	WLS	BF	H	R	ER	SO	BB	IBB	HBP	BLK	WP	HR	S	P	ERA	WHIP

TOP

Montreal Expos @ Philadelphia Phillies

Veterans Stadium, Philadelphia, PA

Sun Sep 23 1979, 3:33 AM EDT
Att. 26,507 - Unknown

livebaseballscorecards.com

AB	39
R	7
H	15
RBI	7
BB	3
SO	6
LOB	17

Montreal Expos @ Philadelphia Phillies

Veterans Stadium, Philadelphia, PA

Sun Sep 23 1979, 3:33 AM EDT

Att. 26,507 - Unknown

BOTTOM

livebaseballscorecards.com

Batter	1	2	3	4	5	6	7	8	9	AB	R	H	RBI	BB	SO	LOB
Pete Rose, S (1, 3) OBP: 0.421, SLG: 0.433	6-3		F8		3B 1B	6-3			4-3	5	1	1	0	0	0	0
Manny Trillo, R (1, 4) OBP: 0.296, SLG: 0.357	6-3 1B		F9		1-H 1B 3B		F9		1-3	5	1	2	1	0	0	0
Mike Schmidt, R (1, 5) OBP: 0.388, SLG: 0.572	6-3 1-2		6-3		S S S K		L6			4	0	0	0	0	1	2
Keith Moreland, R (1, 2) OBP: 0.424, SLG: 0.581	F9			BB 1B	FC6-4 3-H 1B		F9			4	0	2	1	0	0	1
Lonnie Smith, R (1, 8) OBP: 0.130, SLG: 0.136		L5		F9	FC6-4 1-2f			F9		4	0	0	0	0	0	2
Greg Gross, L (1, 7) OBP: 0.419, SLG: 0.403		F6		B B B 4-0 FC4 1-2 BB		F3		F8		3	0	0	0	1	0	0
Mike Anderson, R (1, 9) OBP: 0.356, SLG: 0.338		1B 1B		F1		B B B 4-0 HR BB		1B		3	1	2	0	1	0	2
Larry Bowa, S (1, 6) OBP: 0.318, SLG: 0.315		1-2 1B		FC4 1-2f		F3		F9		4	0	1	0	0	0	4
Nino Espinosa, R (1, 1) OBP: 0.237, SLG: 0.222		S S S K			S S S K	1-H HR			F8	0	0	0	0	0	0	0
Pete Mackanin, R (2, PH)										1	0	0	0	0	1	2
Doug Bird, R (3, 1) OBP: 0.286, SLG: 0.167										0	0	0	0	0	0	0
Tim McCarver, L (5, PH) OBP: 0.318, SLG: 0.287										1	0	0	0	0	1	0
Rawly Eastwick, R (6, 1)										0	0	0	0	0	0	0
Bake McBride, L (6, PH) OBP: 0.305, SLG: 0.405										1	1	1	2	0	0	0
Kevin Saucier, L (7, 1) OBP: 0.100, SLG: 0.100										0	0	0	0	0	0	0
Garry Maddox, R (9, PH) OBP: 0.307, SLG: 0.430										1	0	0	0	0	0	0

Inning Stats	1	2	3	4	5	6	7	8	9
	R: 0 E: 0 K: 0 S: 4	H: 1 LOB: 1 BB: 0 P: 4	R: 0 E: 0 K: 1 S: 7	H: 2 LOB: 2 BB: 0 P: 7	R: 0 E: 0 K: 0 S: 3	H: 0 LOB: 0 BB: 0 P: 3	R: 0 E: 0 K: 0 S: 4	H: 1 LOB: 2 BB: 1 P: 8	R: 2 E: 0 K: 2 S: 10	H: 3 LOB: 1 BB: 0 P: 10	R: 2 E: 0 K: 0 S: 4	H: 1 LOB: 0 BB: 1 P: 8	R: 0 E: 0 K: 0 S: 3	H: 0 LOB: 0 BB: 0 P: 3	R: 0 E: 0 K: 0 S: 4	H: 1 LOB: 1 BB: 0 P: 4	R: 0 E: 0 K: 0 S: 3	H: 0 LOB: 0 BB: 0 P: 3

	AB	36
	R	4
	H	9
	RBI	4
	BB	2
	SO	3
	LOB	13

1B: 7	SF: 0	WP: 0	PA: 38
2B: 0	SAC: 0	PB: 0	
3B: 1	DP: 0	SB: 0	
HR: 1	HBP: 0	CS: 0	

PITCHER	IP	WLS	BF	H	R	ER	SO	BB	IBB	HBP	BLK	WP	HR	S	P	ERA	WHIP
Bill Lee, L (1, 1) ERA: 3.11	9.0	W	38	9	4	4	3	2	0	0	0	0	1	42	50	4.00	1.222

PITCHER	IP	WLS	BF	H	R	ER	SO	BB	IBB	HBP	BLK	WP	HR	S	P	ERA	WHIP

Batter	1	2	3	4	5	6	7	8	9	AB	R	H	RBI	BB	SO	LOB
Warren Cromartie, L (1, 7) OBP: 0.313, SLG: 0.395	F9		F8		G4-6-3 1-2f			G4-6-3 1B		4	0	1	0	0	0	1
Dave Cash, R (1, 4) OBP: 0.362, SLG: 0.431	1B 1B 1B 1B		S 1B		P6			G4-6-3 1-2f		4	1	2	0	0	0	1
Andre Dawson, R (1, 8) OBP: 0.310, SLG: 0.476	1B 1-2 1B 1B		K 1-2			P6		4-3		4	1	1	0	0	1	1
Tony Perez, R (1, 3) OBP: 0.326, SLG: 0.436	1B 1-2 2-3 1B		P4			FC5-4 BB			4-3	3	0	1	0	1	0	1
Gary Carter, R (1, 2) OBP: 0.335, SLG: 0.477	G6-4-3 1-2 2-H 3-H 1B			1-5-3		FC5-4 1-2f			P6	4	0	1	2	0	0	1
Ellis Valentine, R (1, 9) OBP: 0.310, SLG: 0.469	G6-4-3 1-2f			1B BB		4-3			G1	3	0	0	0	1	0	3
Larry Parrish, R (1, 5) OBP: 0.361, SLG: 0.557		K		G5-4-3 1-3 1B			K			3	0	1	0	0	2	0
Chris Speier, R (1, 6) OBP: 0.315, SLG: 0.322		K		G5-4-3 1-2f			G3			3	0	0	0	0	1	2
Dan Schatzeder, L (1, 1) OBP: 0.293, SLG: 0.294		K			G4-6-3 1B		G3			2	0	1	0	0	1	0
Stan Bahnsen, R (6, 1) OBP: 0.071, SLG: 0.286										0	0	0	0	0	0	0
Tom Hutton, L (7, PH) OBP: 0.344, SLG: 0.350										1	0	0	0	0	0	0
Woodie Fryman, R (7, 1)										0	0	0	0	0	0	0
Bill Atkinson, L (8, 1)										0	0	0	0	0	0	0

TOP

Montreal Expos @ Pittsburgh Pirates

Three Rivers Stadium, Pittsburgh, PA

Mon Sep 24 1979, 7:05 PM EDT

Unknown

livebaseballscorecards.com

AB	31
R	2
H	8
RBI	2
BB	2
SO	5
LOB	10

Inning Stats	1	2	3	4	5	6	7	8	9
	R: 2 E: 0 K: 0 S: 6	H: 4 LOB: 1 BB: 0 P: 6	R: 0 E: 0 K: 3 S: 9	H: 0 LOB: 0 BB: 0 P: 9	R: 0 E: 0 K: 1 S: 6	H: 1 LOB: 1 BB: 0 P: 6	R: 0 E: 0 K: 0 S: 3	H: 1 LOB: 1 BB: 1 P: 7	R: 0 E: 0 K: 0 S: 3	H: 1 LOB: 0 BB: 0 P: 3	R: 0 E: 0 K: 0 S: 3	H: 0 LOB: 1 BB: 1 P: 7	R: 0 E: 0 K: 1 S: 5	H: 0 LOB: 0 BB: 0 P: 5	R: 0 E: 0 K: 0 S: 3	H: 1 LOB: 0 BB: 0 P: 3	R: 0 E: 0 K: 0 S: 3	H: 0 LOB: 0 BB: 0 P: 3

1B: 8	SF: 0	WP: 0	PA: 33
2B: 0	SAC: 0	PB: 0	
3B: 0	DP: 4	SB: 1	
HR: 0	HBP: 0	CS: 0	

PITCHER	IP	WLS	BF	H	R	ER	SO	BB	IBB	HBP	BLK	WP	HR	S	P	ERA	WHIP
Bert Blyleven, R (1, 1) ERA: 3.5	6.0	W	24	7	2	2	4	2	0	0	0	0	0	30	38	3.00	1.500
Kent Tekulve, R (7, 1) ERA: 2.53	3.0	S	9	1	0	0	1	0	0	0	0	0	0	11	11	0.00	0.333

PITCHER	IP	WLS	BF	H	R	ER	SO	BB	IBB	HBP	BLK	WP	HR	S	P	ERA	WHIP

BOTTOM

Montreal Expos @ Pittsburgh Pirates

Three Rivers Stadium, Pittsburgh, PA

Mon Sep 24 1979, 7:05 PM EDT

Unknown

livebaseballscorecards.com

Batter	1	2	3	4	5	6	7	8	9	AB	R	H	RBI	BB	SO	LOB
Omar Moreno, L (1, 8) OBP: 0.330, SLG: 0.383	3-1	P6			P6		4-3	F8		5	0	0	0	0	0	4
Tim Foli, R (1, 6) OBP: 0.320, SLG: 0.333	1B		F8			4-3	5-3	F8		5	0	1	0	0	0	2
Dave Parker, L (1, 9) OBP: 0.371, SLG: 0.514	1-2 1B		F7			BBBB HR BB	3B 1B			3	2	2	0	1	0	0
Bill Robinson, R (1, 7) OBP: 0.303, SLG: 0.509	F3		P3			1-H HR	1-H 3B			4	1	2	3	0	0	2
Willie Stargell, L (1, 3) OBP: 0.360, SLG: 0.557	SSS K			4-3		BBBB 4-0 FC5-4 BB	1-3			3	0	0	0	1	1	3
Bill Madlock, R (1, 5) OBP: 0.346, SLG: 0.430		2B		F7		FC5-4 E S E 1-2f		1B 1B E 1B		4	2	2	0	0	0	1
Steve Nicosia, R (1, 2) OBP: 0.368, SLG: 0.441		BBBB 4-0 BB		F3		E1 1B 1-H		FC5 E 1-2 1B		3	0	1	0	1	0	0
Phil Garner, R (1, 4) OBP: 0.350, SLG: 0.432		P4			SSS K	1-2 1B		E2 FC5 1-2 2-H 1B		4	0	2	0	0	1	2
Bert Blyleven, R (1, 1) OBP: 0.132, SLG: 0.147 Mike Easler, L (6, PH) OBP: 0.383, SLG: 0.462 Kent Tekulve, R (7, 1) OBP: 0.214, SLG: 0.154	SSS K				SSS K	SSS K		FC5 1-2 2-3f		2 1 1	0 0 0	0 0 0	0 0 0	0 0 0	2 1 0	2 2 2
Inning Stats	R: 0 E: 0 K: 1 S: 7 H: 2 LOB: 2 BB: 0 P: 7	R: 0 E: 0 K: 1 S: 6 H: 1 LOB: 2 BB: 1 P: 10	R: 0 E: 0 K: 0 S: 3 H: 0 LOB: 0 BB: 0 P: 3	R: 0 E: 0 K: 0 S: 3 H: 0 LOB: 0 BB: 0 P: 3	R: 0 E: 0 K: 2 S: 7 H: 0 LOB: 0 BB: 0 P: 7	R: 3 E: 1 K: 1 S: 8 H: 2 LOB: 2 BB: 2 P: 16	R: 1 E: 0 K: 0 S: 5 H: 2 LOB: 1 BB: 0 P: 5	R: 1 E: 1 K: 0 S: 6 H: 3 LOB: 2 BB: 0 P: 6		1B: 7 2B: 1 3B: 1 HR: 1 SF: 0 SAC: 0 DP: 0 HBP: 0				WP: 0 PB: 0 SB: 1 CS: 0 PA: 38		

	AB	35
	R	5
	H	10
	RBI	3
	BB	3
	SO	5
	LOB	20

PITCHER	IP	WLS	BF	H	R	ER	SO	BB	IBB	HBP	BLK	WP	HR	S	P	ERA	WHIP
Dan Schatzeder, L (1, 1) ERA: 2.83	5.1	L	23	4	3	2	4	3	0	0	0	0	1	28	40	3.38	1.312
Stan Bahnsen, R (6, 1) ERA: 3.04	0.2		4	1	0	0	1	0	0	0	0	0	0	6	6	0.00	1.500
Woodie Fryman, L (7, 1) ERA: 2.89	1.0		7	4	2	1	0	0	0	0	0	0	0	7	7	9.00	4.000
Bill Atkinson, R (8, 1) ERA: 0.68	1.0		4	1	0	0	0	0	0	0	0	0	0	4	4	0.00	1.000

PITCHER	IP	WLS	BF	H	R	ER	SO	BB	IBB	HBP	BLK	WP	HR	S	P	ERA	WHIP

Batter	1	2	3	4	5	6	7	8	9	AB	R	H	RBI	BB	SO	LOB
Warren Cromartie, L (1, 7) OBP: 0.312, SLG: 0.395	4-3 6-3 2B	F7			4-3		G3 2-3	1-3		5	1	1	0	0	0	4
Dave Cash, R (1, 4) OBP: 0.363, SLG: 0.430	4-3 2-3		G4-6-3 1B		K		P4		CS 1B	5	0	2	0	0	1	2
Andre Dawson, R (1, 8) OBP: 0.309, SLG: 0.473	6-3 3-H		P5			BB 1B 1B		F8	K	5	1	1	1	0	1	2
Rusty Staub, L (1, 3) OBP: 0.336, SLG: 0.403	WP 1B BB		G4-6-3 1-2f			G6-4-3 1B 1-2 BB		FC3-6 BB 1B BB	1B 1-2 1B BB	1	2	0	0	4	0	1
Gary Carter, R (1, 2) OBP: 0.338, SLG: 0.485 Duffy Dyer, R (4, 2) OBP: 0.329, SLG: 0.382	WP 1-2 1B			HR		G6-4-3 1-2 2-H 1B		FC3-6 1-2 BB	1B 1-2 1B	2	1	2	1	0	0	0
										2	0	2	1	1	0	0
Ellis Valentine, R (1, 9) OBP: 0.309, SLG: 0.467	4-3 1-2 2-3			4-3		G6-4-3 1-2f 2-3		FC3-6 1B 1-2f 2-3 2B	1-3 2-H 1B	5	1	1	1	0	0	6
Larry Parrish, R (1, 5) OBP: 0.362, SLG: 0.557				F8		F8				4	0	2	1	0	0	1
Tim Raines, S (8, PR)										0	1	0	0	0	0	0
Chris Speier, R (8, 6) OBP: 0.314, SLG: 0.321		FC3-6 1B						1-2 3-H 2B 1B	F8	1	0	0	0	0	0	2
Rodney Scott, S (1, 6) OBP: 0.317, SLG: 0.290										3	0	1	0	0	0	1
John Tamargo, S (8, PH) OBP: 0.282, SLG: 0.406		FC3-6 SH1-4 1-2f		F9			G3 5-3 1B			1	0	1	2	0	0	0
Tony Bernazard, S (8, PR) OBP: 0.500, SLG: 0.425								1-H 2-H 2B		0	0	0	0	0	0	0
Jim Mason, L (8, 5) OBP: 0.256, SLG: 0.282										0	0	0	0	0	0	0
Rudy May, L (1, 1) OBP: 0.182, SLG: 0.143 Stan Bahnsen, R (5, 1) OBP: 0.071, SLG: 0.286 Tom Hutton, L (7, PH) OBP: 0.341, SLG: 0.346 Dale Murray, R (7, 1) Jerry White, S (8, PH) OBP: 0.396, SLG: 0.434 Ross Grimsley, L (8, 1) OBP: 0.200, SLG: 0.236 Elias Sosa, R (9, 1) OBP: 0.214, SLG: 0.231		SH1-4 1-2			K		5-3 1-2	BB		1	0	0	0	0	1	0
										0	0	0	0	0	0	0
										1	0	0	0	0	0	0
										0	0	0	0	0	0	0
										0	0	0	0	1	0	0
										0	0	0	0	0	0	0
										0	0	0	0	0	0	0

Montreal Expos @ Pittsburgh Pirates

Three Rivers Stadium, Pittsburgh, PA

Mon Sep 24 1979, 7:05 PM EDT

Att. 47,268 - Unknown

TOP

livebaseballscorecards.com

AB	36
R	7
H	13
RBI	7
BB	6
SO	3
LOB	20

Inning Stats	1	2	3	4	5	6	7	8	9
	R: 1 E: 0 K: 0 S: 5	H: 2 LOB: 2 BB: 1 P: 9	R: 0 E: 0 K: 0 S: 4	H: 1 LOB: 1 BB: 0 P: 4	R: 0 E: 0 K: 0 S: 3	H: 1 LOB: 0 BB: 0 P: 3	R: 1 E: 0 K: 0 S: 4	H: 1 LOB: 0 BB: 0 P: 4	R: 0 E: 0 K: 2 S: 7	H: 0 LOB: 0 BB: 0 P: 7
	R: 1 E: 0 K: 0 S: 4	H: 2 LOB: 1 BB: 1 P: 8	R: 0 E: 0 K: 0 S: 4	H: 1 LOB: 1 BB: 0 P: 4	R: 3 E: 0 K: 0 S: 5	H: 2 LOB: 2 BB: 3 P: 17	R: 1 E: 0 K: 1 S: 7	H: 3 LOB: 2 BB: 1 P: 11		

1B: 10 2B: 2 3B: 0 HR: 1	SF: 0 SAC: 1 DP: 2 HBP: 0	WP: 1 PB: 0 SB: 0 CS: 1	PA: 43
---	---	---	---

PITCHER		IP	WLS	BF	H	R	ER	SO	BB	IBB	HBP	BLK	WP	HR	S	P	ERA	WHIP
Dock Ellis, R ERA: 5.97	(1, 1)	4.0		17	5	2	2	0	1	0	0	0	1	1	16	20	4.50	1.500
Enrique Romo, R ERA: 2.98	(5, 1)	1.0		3	0	0	0	2	0	0	0	0	0	0	7	7	0.00	0.000
Dave Roberts, L ERA: 2.9	(6, 1)	0.0		3	2	1	1	0	1	0	0	0	0	0	2	6	∞	∞
Joe Coleman, R ERA: 5.18	(6, 1)	2.1		9	1	2	2	0	2	0	0	0	0	0	7	15	7.71	1.286
Kent Tekulve, R ERA: 2.59	(8, 1)	0.1		4	2	1	1	0	1	0	0	0	0	0	3	7	27.00	9.000

PITCHER		IP	WLS	BF	H	R	ER	SO	BB	IBB	HBP	BLK	WP	HR	S	P	ERA	WHIP
Grant Jackson, L ERA: 3.04	(8, 1)	1.1	L	7	3	1	1	1	1	0	0	0	0	0	8	12	6.75	3.000

Batter	1	2	3	4	5	6	7	8	9	AB	R	H	RBI	BB	SO	LOB
Omar Moreno, L (1, 8) OBP: 0.328, SLG: 0.381	F7	P4		SH1-4 2-3	4-3 1-2 2-3 3-H			6-3		4	0	0	1	0	0	3
Tim Foli, R (1, 6) OBP: 0.321, SLG: 0.334	1B 2B 1B	F8		SF8 3-H	2-H 3-H 1B			6-3		4	1	2	3	0	0	1
Dave Parker, L (1, 9) OBP: 0.371, SLG: 0.513	2B 1-2 1B		E4 1B	1B	G3			K		5	0	2	0	0	1	1
Bill Robinson, R (1, 7) OBP: 0.303, SLG: 0.510 Dave Roberts, L (6, 1) Joe Coleman, R (6, 1) OBP: 0.200, SLG: 0.400 Matt Alexander, S (8, 7) OBP: 0.538, SLG: 0.692 Rennie Stennett, R (9, PH) OBP: 0.291, SLG: 0.293	1-3 2-H 2B		K	5-3		6-3			BBBB G6-3 BB	3 0 1 0 0	0 0 0 0 0	1 0 0 0 0	1 0 0 0 0	0 0 0 0 1	1 0 0 0 0	3 0 0 0 0
Willie Stargell, L (1, 3) OBP: 0.358, SLG: 0.553	K	K			5-3 1B E 1B	4-3			G6-3 1-2f	5	1	1	0	0	2	4
Bill Madlock, R (1, 5) OBP: 0.348, SLG: 0.429	IBB	1B IBB			E 5-3 1-2 4-3 1B	F3			6-3	3	1	1	0	2	0	0
Steve Nicosia, R (1, 2) OBP: 0.366, SLG: 0.437	F9		1-2 2-3 1B		5-3 1-2 2-3		F9			4	0	1	0	0	0	5
Phil Garner, R (1, 4) OBP: 0.351, SLG: 0.432		FC3-6 1B	F2		4-3 E 1B IBB		4-3			3	1	1	0	1	0	3
Dock Ellis, S (1, 1) OBP: 0.214, SLG: 0.429 Manny Sanguillen, R (4, PH) OBP: 0.286, SLG: 0.556 Alberto Lois, R (4, PR) Enrique Romo, R (6, 1) OBP: 0.000, SLG: 0.182 Lee Lacy, R (5, PH) OBP: 0.333, SLG: 0.417 John Milner, L (5, PH) OBP: 0.383, SLG: 0.404 (6, 1) Kent Tekulve, R (8, 1) OBP: 0.214, SLG: 0.154 Grant Jackson, S (8, 1)	FC3-6 1-2f			SH1-4 SF8 2B	E4 1-2 2-3 3-H 1B 4-3			K		1 1 0 0 0 2 0 0	0 1 1 0 0 1 0 0	0 0 0 0 0 0 0 0	0 0 0 0 0 1 0 0	0 0 0 0 0 0 0 0	0 0 0 0 0 1 0 0	1 0 0 0 0 2 0 0
Inning Stats	R: 1 E: 0 K: 1 S: 8 H: 3 LOB: 3 BB: 1 P: 12	R: 0 E: 0 K: 0 S: 4 H: 1 LOB: 1 BB: 0 P: 4	R: 0 E: 1 K: 2 S: 9 H: 1 LOB: 3 BB: 1 P: 13	R: 1 E: 0 K: 0 S: 5 H: 2 LOB: 2 BB: 0 P: 5	R: 4 E: 1 K: 0 S: 7 H: 3 LOB: 1 BB: 1 P: 11	R: 0 E: 0 K: 0 S: 3 H: 0 LOB: 0 BB: 0 P: 3	R: 0 E: 0 K: 1 S: 5 H: 0 LOB: 0 BB: 0 P: 5	R: 0 E: 0 K: 1 S: 5 H: 0 LOB: 0 BB: 0 P: 5	R: 0 E: 0 K: 0 S: 2 H: 0 LOB: 0 BB: 1 P: 6	1B: 8 2B: 2 3B: 0 HR: 0	SF: 1 SAC: 1 DP: 1 HBP: 0					

PITCHER		IP	WLS	BF	H	R	ER	SO	BB	IBB	HBP	BLK	WP	HR	S	P	ERA	WHIP
Rudy May, L ERA: 2.31	(1, 1)	4.1		26	9	5	3	3	0	3	0	0	0	0	29	41	6.23	2.077
Stan Bahnsen, R ERA: 2.99	(5, 1)	1.2		7	1	1	0	0	0	0	0	0	0	0	7	7	0.00	0.600
Dale Murray, R ERA: 4.64	(7, 1)	1.0		3	0	0	0	1	0	0	0	0	0	0	5	5	0.00	0.000
Ross Grimsley, L ERA: 5.25	(8, 1)	1.2	W	5	0	0	0	1	1	0	0	0	0	0	6	10	0.00	0.600
Elias Sosa, R ERA: 1.91	(9, 1)	0.1	S	1	0	0	0	0	0	0	0	0	0	0	1	1	0.00	0.000

PITCHER	IP	WLS	BF	H	R	ER	SO	BB	IBB	HBP	BLK	WP	HR	S	P	ERA	WHIP

BOTTOM

Montreal Expos @ Pittsburgh Pirates

Three Rivers Stadium, Pittsburgh, PA

Mon Sep 24 1979, 7:05 PM EDT

Att. 47,268 - Unknown

livebaseballscorecards.com

AB	36
R	6
H	10
RBI	6
BB	4
SO	5
LOB	23

WP: 0 PA: 42
PB: 0
SB: 0
CS: 0

Batter	1	2	3	4	5	6	7	8	9	AB	R	H	RBI	BB	SO	LOB
Warren Cromartie, L (1, 7) OBP: 0.313, SLG: 0.395	6-3		FC6-4 1B		4-3	1-2 1B		K		5	0	2	0	0	1	0
Dave Cash, R (1, 4) OBP: 0.359, SLG: 0.424	1B		FC6-4 1B SF7 1-2f		1-3	F8			F8	5	1	1	0	0	0	3
Andre Dawson, R (1, 8) OBP: 0.310, SLG: 0.473	F9		1-3 1B		BB 1B	K			K	5	1	2	0	0	2	3
Tony Perez, R (1, 3) OBP: 0.324, SLG: 0.433	4-3		SF7 3-H		1B 1-2 BB		K		K	3	0	0	1	1	2	1
Ellis Valentine, R (1, 9) OBP: 0.311, SLG: 0.467		F8	P4		1-3 2-H 1B		FC6-4 1B			4	0	2	1	0	0	1
Larry Parrish, R (1, 5) OBP: 0.361, SLG: 0.560		K		HR	L8		FC6-4 1-2f			4	1	1	1	0	1	3
Rodney Scott, S (1, 6) OBP: 0.318, SLG: 0.293		S 2B		F9		WP S 1B 1B	K			4	1	2	0	0	1	1
Duffy Dyer, R (1, 2) OBP: 0.338, SLG: 0.380		2-3 BB		4-3		1-H 1B 1B		K		3	0	1	1	1	1	0
Scott Sanderson, R (1, 1) OBP: 0.160, SLG: 0.200 Bill Atkinson, L (5, 1) Jerry White, S (6, PH) OBP: 0.394, SLG: 0.431 Ross Grimsley, L (6, 1) OBP: 0.200, SLG: 0.236 Dale Murray, R (6, 1) Tom Hutton, L (8, PH) OBP: 0.337, SLG: 0.341 Bob James, R (8, 1)		K		1-6-3		F8		4-3		2 0 1 0 0 1 0	0 0 0 0 0 0 0	0 0 0 0 0 0 0	0 0 0 0 0 0 0	0 0 0 0 0 0 0	1 0 0 0 0 0 0	2 0 1 0 0 0 0
Inning Stats	R: 0 E: 0 K: 0 S: 4 H: 1 LOB: 1 BB: 0 P: 4	R: 0 E: 0 K: 2 S: 8 H: 1 LOB: 2 BB: 1 P: 12	R: 1 E: 0 K: 0 S: 5 H: 2 LOB: 1 BB: 0 P: 5	R: 1 E: 0 K: 0 S: 4 H: 1 LOB: 0 BB: 0 P: 4	R: 1 E: 0 K: 0 S: 5 H: 2 LOB: 2 BB: 1 P: 9	R: 1 E: 0 K: 1 S: 8 H: 3 LOB: 2 BB: 0 P: 8	R: 0 E: 0 K: 2 S: 8 H: 1 LOB: 1 BB: 0 P: 8	R: 0 E: 0 K: 2 S: 7 H: 0 LOB: 0 BB: 0 P: 7	R: 0 E: 0 K: 2 S: 7 H: 0 LOB: 0 BB: 0 P: 7	1B: 9 2B: 1 3B: 0 HR: 1	SF: 1 SAC: 0 DP: 0 HBP: 0			WP: 1 PB: 0 SB: 2 CS: 0	PA: 40		

PITCHER	IP	WLS	BF	H	R	ER	SO	BB	IBB	HBP	BLK	WP	HR	S	P	ERA	WHIP
Jim Rooker, L (1, 1) ERA: 4.6	5.0	W	26	9	4	4	2	2	0	0	0	1	1	28	36	7.20	2.200
Enrique Romo, R (6, 1) ERA: 2.88	4.0	S	14	2	0	0	7	0	0	0	0	0	0	28	28	0.00	0.500

PITCHER	IP	WLS	BF	H	R	ER	SO	BB	IBB	HBP	BLK	WP	HR	S	P	ERA	WHIP

TOP

Montreal Expos @ Pittsburgh Pirates

Three Rivers Stadium, Pittsburgh, PA

Tue Sep 25 1979, 7:05 PM EDT

Att. 31,348 - Unknown

livebaseballscorecards.com

AB	37
R	4
H	11
RBI	4
BB	2
SO	9
LOB	15

Batter	1	2	3	4	5	6	7	8	9	AB	R	H	RBI	BB	SO	LOB
Omar Moreno, L (1, 8) OBP: 0.329, SLG: 0.381	P6		G3	6-3		1B 1B 1B	G6-4-3 1B			5	1	2	0	0	0	3
Tim Foli, R (1, 6) OBP: 0.321, SLG: 0.335	F8 HR 1B		4-3		F8	1B 1-2 E 1B	G6-4-3 1-2f			5	2	2	0	0	0	1
Dave Parker, L (1, 9) OBP: 0.370, SLG: 0.510	F8 1-2		L6		K	E 1-3 2-H SF8 1B	6-3			5	1	1	1	0	1	1
Willie Stargell, L (1, 3) OBP: 0.360, SLG: 0.567	2-H HR			HR	BB 1B 1B BB	K		K		4	3	2	3	1	2	2
John Milner, L (1, 7) OBP: 0.381, SLG: 0.490 Alberto Lois, R (6, PR) Bill Robinson, R (7, 7) OBP: 0.302, SLG: 0.508	K			G3	1-2 BB 1B 1B	E6 1-3 3-H S 1B		5-3		4 0 1	1 1 0	1 0 0	1 0 0	0 0 0	1 0 0	1 0 0
Bill Madlock, R (1, 5) OBP: 0.348, SLG: 0.429		P6		WP E 1B	1-2 2-3 1B BB	SF8 1-2 3-H		F8		3	1	1	1	1	0	0
Ed Ott, L (1, 2) OBP: 0.311, SLG: 0.384		F9		E4 WP 1-2	1B 1-2 2-H 3-H 1B	2-H 1B				4	0	2	3	0	0	1
Phil Garner, R (1, 4) OBP: 0.355, SLG: 0.436	2B			1-2 2-3 IBB	1-3 2-H 1B	FC6-4 IBB				2	0	2	1	2	0	0
Jim Rooker, R (1, 1) OBP: 0.147, SLG: 0.121 Enrique Romo, R (6, 1) OBP: 0.167, SLG: 0.167	L8			K	5-3	FC6-4 1-2f				3 1	0 0	0 0	0 0	0 0	1 0	6 2
Inning Stats	R: 2 E: 0 K: 1 S: 7 H: 2 LOB: 0 BB: 0 P: 7	R: 0 E: 0 K: 0 S: 4 H: 1 LOB: 1 BB: 0 P: 4	R: 0 E: 0 K: 0 S: 3 H: 0 LOB: 0 BB: 0 P: 3	R: 1 E: 1 K: 1 S: 8 H: 2 LOB: 3 BB: 1 P: 12	R: 3 E: 0 K: 1 S: 8 H: 3 LOB: 2 BB: 2 P: 16	R: 4 E: 1 K: 1 S: 10 H: 4 LOB: 2 BB: 1 P: 14	R: 0 E: 0 K: 0 S: 3 H: 1 LOB: 0 BB: 0 P: 3	R: 0 E: 0 K: 1 S: 5 H: 0 LOB: 0 BB: 0 P: 5								

PITCHER		IP	WLS	BF	H	R	ER	SO	BB	IBB	HBP	BLK	WP	HR	S	P	ERA	WHIP
Scott Sanderson, R ERA: 3.43	(1, 1)	4.2	L	25	7	6	6	3	2	1	0	0	1	2	28	40	11.57	1.929
Bill Atkinson, R ERA: 0.66	(5, 1)	0.1		2	1	0	0	0	0	0	0	0	0	0	2	2	0.00	3.000
Ross Grimsley, L ERA: 5.35	(6, 1)	0.1		5	3	4	2	1	0	0	0	0	0	0	7	7	54.00	9.000
Dale Murray, R ERA: 4.57	(6, 1)	1.2		7	2	0	0	0	0	1	0	0	0	0	6	10	0.00	1.200
Bob James, R ERA:	(8, 1)	1.0		3	0	0	0	1	0	0	0	0	0	0	5	5	0.00	0.000

PITCHER	IP	WLS	BF	H	R	ER	SO	BB	IBB	HBP	BLK	WP	HR	S	P	ERA	WHIP

BOTTOM

Montreal Expos @ Pittsburgh Pirates

Three Rivers Stadium, Pittsburgh, PA

Tue Sep 25 1979, 7:05 PM EDT

Att. 31,348 - Unknown

livebaseballscorecards.com

AB	37
R	10
H	13
RBI	10
BB	4
SO	5
LOB	17

1B: 10	SF: 1	WP: 1	PA: 42
2B: 1	SAC: 0	PB: 0	
3B: 0	DP: 1	SB: 1	
HR: 2	HBP: 0	CS: 0	

Batter	1	2	3	4	5	6	7	8	9	AB	R	H	RBI	BB	SO	LOB
Warren Cromartie, L (1, 7) OBP: 0.313, SLG: 0.394	F7		4-3		1B		4-3			4	0	1	0	0	0	0
Rodney Scott, S (1, 4) OBP: 0.319, SLG: 0.295	F7		FC5-4 1B		1-2 1B			4-1		4	0	2	0	0	0	0
Andre Dawson, R (1, 8) OBP: 0.309, SLG: 0.471	S 1B		FC5-4 1-2f		K			3-1		4	0	1	0	0	1	3
Rusty Staub, L (1, 3) OBP: 0.340, SLG: 0.404	L7 1-2			E8 1B		G6-4-3 BB		BB		2	0	1	0	2	0	1
Ellis Valentine, R (1, 9) OBP: 0.308, SLG: 0.464		6-3		5-3		G6-4-3 1-2f		F8		4	0	0	0	0	0	3
Larry Parrish, R (1, 5) OBP: 0.359, SLG: 0.556		P4		6-3		5-3			P3	4	0	0	0	0	0	1
Chris Speier, R (1, 6) OBP: 0.316, SLG: 0.332		1B		P6			HR		5-3	4	1	2	1	0	0	1
Duffy Dyer, R (1, 2) OBP: 0.325, SLG: 0.365	K				K		P4		BB	3	0	0	0	0	2	1
John Tamargo, S (9, PH) OBP: 0.291, SLG: 0.406										0	0	0	0	1	0	0
Steve Rogers, R (1, 1) OBP: 0.188, SLG: 0.171			K		5-3		4-3		4-3	1	0	0	0	0	1	0
Tom Hutton, L (5, PH) OBP: 0.333, SLG: 0.537										1	0	0	0	0	0	0
Stan Bahnsen, R (8, 1) OBP: 0.000, SLG: 0.000										0	0	0	0	0	0	0
Bill Atkinson, L (8, 1)										0	0	0	0	0	0	0
Woodie Fryman, R (8, 1)										0	0	0	0	0	0	0
Jerry White, S (7, PH) OBP: 0.125, SLG: 0.429										1	0	0	0	0	0	0
Bob James, R (7, 1)										0	0	0	0	0	0	0
Bill Gullickson, R (8, 1)										0	0	0	0	0	0	0
Randy Bass, L (9, PH)										1	0	0	0	0	0	1
Inning Stats	R: 0 E: 0 K: 0 S: 4 H: 1 LOB: 1 BB: 0 P: 4	R: 0 E: 0 K: 1 S: 6 H: 1 LOB: 1 BB: 0 P: 6	R: 0 E: 0 K: 1 S: 6 H: 1 LOB: 1 BB: 0 P: 6	R: 0 E: 1 K: 0 S: 4 H: 1 LOB: 1 BB: 0 P: 4	R: 0 E: 0 K: 2 S: 9 H: 2 LOB: 2 BB: 0 P: 9	R: 0 E: 0 K: 0 S: 2 H: 0 LOB: 0 BB: 1 P: 6	R: 1 E: 0 K: 0 S: 4 H: 1 LOB: 0 BB: 0 P: 4	R: 0 E: 0 K: 0 S: 3 H: 0 LOB: 1 BB: 1 P: 7	R: 0 E: 0 K: 0 S: 3 H: 0 LOB: 1 BB: 1 P: 7	1B: 6 2B: 0 3B: 0 HR: 1	SF: 0 SAC: 0 DP: 1 HBP: 0						

PITCHER	IP	WLS	BF	H	R	ER	SO	BB	IBB	HBP	BLK	WP	HR	S	P	ERA	WHIP
Bruce Kison, R (1, 1) ERA: 3.25	9.0	W	36	7	1	1	4	3	0	0	0	0	1	41	53	1.00	1.111

PITCHER	IP	WLS	BF	H	R	ER	SO	BB	IBB	HBP	BLK	WP	HR	S	P	ERA	WHIP

TOP

Montreal Expos @ Pittsburgh Pirates

Three Rivers Stadium, Pittsburgh, PA

Wed Sep 26 1979, 7:05 PM EDT

Att. 42,043 - Unknown

livebaseballscorecards.com

AB	33
R	1
H	7
RBI	1
BB	3
SO	4
LOB	11

WP: 0	PA: 36					
PB: 0						
SB: 1						
CS: 0						

Batter	1	2	3	4	5	6	7	8	9	AB	R	H	RBI	BB	SO	LOB
Omar Moreno, L (1, 8) OBP: 0.331, SLG: 0.382	0-0 WP S 1B 1B		0-3 ① K	0-0 ③ 1-3		0-0 FC4-2 SH1-4 1-2 3-H 1B	4-0 1B BB			4	1	2	1	1	1	0
Tim Foli, R (1, 6) OBP: 0.323, SLG: 0.336	0-0 CS 1B 1-H 1B		0-0 ② 4-3		0-0 ① 6-3	0-0 ① SH1-4 1-2 2-3	0-0 1-3 2-H 3-H 1B			4	0	2	3	0	0	0
Dave Parker, L (1, 9) OBP: 0.371, SLG: 0.512	0-0 CS 1-2 1B		0-0 2B		4-0 CS BB	0-0 ② FC4-2 2-3 3-H	0-0 ③ F7			4	0	2	0	1	0	5
Willie Stargell, L (1, 3) OBP: 0.359, SLG: 0.562	0-3 ①② K 1-2 2-3		4-0 IBB		0-3 ②③ K 1-2	0-0 ③ P5		0-0 ① F8		4	0	0	0	1	2	5
John Milner, L (1, 7) Matt Alexander, S (6, PR) Bill Robinson, R (7, 7) OBP: 0.381, SLG: 0.487 OBP: 0.538, SLG: 0.692 OBP: 0.303, SLG: 0.508	0-0 ③ G3		0-0 ③ 6-3			4-0 S 2B BB	0-0 ① G3	0-0 7-4 1B 1B		2 0 2	0 1 0	0 0 1	0 0 0	1 0 0	0 0 0	3 0 0
Bill Madlock, R (1, 5) OBP: 0.354, SLG: 0.434		0-0 G6-4-3 2B		0-0 HR 1B		4-0 1-2 2B BB	4-0 6-3 1B BB	0-0 1-2 1B		3	3	3	0	2	0	0
Ed Ott, L (1, 2) OBP: 0.313, SLG: 0.385		4-0 G6-4-3 BB	0-3 ① K			0-0 1-H 2-H 2B 2B	0-0 ② 6-3 1-2	0-0 ②③ 7-4 2-3f		4	1	1	2	1	1	4
Phil Garner, R (1, 4) OBP: 0.358, SLG: 0.445		0-0 ①② G6-4-3 1-2f 2-3	0-0 HR 1-H			0-0 FC 1B 3-H 2B	4-0 1B 1B IBB			3	3	2	3	1	0	2
Bruce Kison, R (1, 1) OBP: 0.167, SLG: 0.245		0-0 ③ F7	0-3 ② K			0-0 FC SH1-4 1B FC4-2 2-3	0-0 1-3 2-H 1B 1B			4	1	1	1	0	1	3
Inning Stats	R: 1 H: 3 E: 0 LOB: 1 K: 1 BB: 0 S: 7 P: 7	R: 0 H: 1 E: 0 LOB: 1 K: 0 BB: 1 S: 3 P: 7	R: 0 H: 1 E: 0 LOB: 2 K: 1 BB: 1 S: 6 P: 10	R: 2 H: 2 E: 0 LOB: 0 K: 2 BB: 0 S: 9 P: 9	R: 0 H: 0 E: 0 LOB: 0 K: 1 BB: 1 S: 4 P: 8	R: 4 H: 3 E: 0 LOB: 2 K: 0 BB: 2 S: 7 P: 15	R: 3 H: 2 E: 0 LOB: 2 K: 0 BB: 3 S: 5 P: 17	R: 0 H: 2 E: 0 LOB: 1 K: 0 BB: 0 S: 4 P: 4		1B: 9 2B: 6 3B: 0 HR: 1		SF: 0 SAC: 1 DP: 3 HBP: 0				

BOTTOM

Montreal Expos @ Pittsburgh Pirates

Three Rivers Stadium, Pittsburgh, PA

Wed Sep 26 1979, 7:05 PM EDT

Att. 42,043 - Unknown

livebaseballscorecards.com

AB	34
R	10
H	14
RBI	10
BB	8
SO	5
LOB	22

WP: 1 PA: 43
PB: 0
SB: 2
CS: 3

PITCHER		IP	WLS	BF	H	R	ER	SO	BB	IBB	HBP	BLK	WP	HR	S	P	ERA	WHIP
Steve Rogers, R ERA: 3.03	(1, 1)	4.0	L	19	7	3	3	4	1	1	0	0	1	1	25	33	6.75	2.000
Stan Bahnsen, R ERA: 3.15	(5, 1)	1.0		5	0	2	2	1	3	0	0	0	0	0	4	16	18.00	3.000
Bill Atkinson, R ERA: 1.98	(6, 1)	0.0		3	2	1	1	0	0	0	0	0	0	0	3	3	∞	∞
Woodie Fryman, L ERA: 2.84	(6, 1)	1.0		4	1	1	1	0	0	0	0	0	0	0	4	4	9.00	1.000
Bob James, R ERA: 13.5	(7, 1)	1.0		8	2	3	3	0	2	1	0	0	0	0	5	17	27.00	4.000

PITCHER		IP	WLS	BF	H	R	ER	SO	BB	IBB	HBP	BLK	WP	HR	S	P	ERA	WHIP
Bill Gullickson, R ERA:	(8, 1)	1.0		4	2	0	0	0	0	0	0	0	0	0	4	4	0.00	2.000

Batter	1	2	3	4	5	6	7	8	9	10	11	AB	R	H	RBI	BB	SO	LOB
Pete Rose, S (1, 3) OBP: 0.418, SLG: 0.429	5-3		5-3			HR 1B		SH1-4 1B		2-H 1B		5	1	3	0	0	0	1
Larry Bowa, S (1, 6) OBP: 0.317, SLG: 0.316	G3		G3			SSS K		SH1-4 1-2		G1		4	0	0	0	0	1	3
Bake McBride, L (1, 9) OBP: 0.329, SLG: 0.412	1B			G6-4-3 1B		F7		BBBB G6-4-3 BB			F3	4	0	2	0	1	0	1
Mike Schmidt, R (1, 5) OBP: 0.390, SLG: 0.570	F9			G6-4-3 1-2f		1-H HR		G6-4-3 1-2f			5-3	5	1	1	2	0	0	4
Greg Gross, L (1, 8) OBP: 0.418, SLG: 0.394 (11, 7)		L1		E4 1B		4-3			G3		E5 1B	5	1	1	0	0	0	0
John Poff, L (1, 7) OBP: 0.150, SLG: 0.158 Greg Luzinski, R (11, PH) OBP: 0.344, SLG: 0.431 Mike Anderson, R (11, PR) OBP: 0.352, SLG: 0.333 (11, 8)		F7		SSS K			G3		P4		IBB	4 0 0	0 0 0	0 0 0	0 0 0	0 1 0	1 0 0	1 0 0
Keith Moreland, R (1, 2) OBP: 0.404, SLG: 0.523		1-3			5-3	BBB 1-6-3 BB			6-3		1-2 3-H 1B	4	0	1	1	1	0	0
Bud Harrelson, S (1, 4) OBP: 0.395, SLG: 0.366			2B		F7	1-6-3 1-2				1B 2B	F7	5	0	2	0	0	0	3
Dickie Noles, R (1, 1) OBP: 0.156, SLG: 0.133 Garry Maddox, R (10, PH) OBP: 0.304, SLG: 0.425 Kevin Saucier, L (10, 1) OBP: 0.100, SLG: 0.100 Ron Reed, R (10, 1) OBP: 0.364, SLG: 0.400			SSS K		6-3		L9			SSS K		3 1 0 0	0 0 0 0	0 0 0 0	0 0 0 0	0 1 0 0	1 1 0 0	2 1 0 0
Inning Stats	R: 0 E: 0 K: 0 S: 4 H: 1 LOB: 1 BB: 0 P: 4	R: 0 E: 0 K: 0 S: 3 H: 0 LOB: 0 BB: 0 P: 3	R: 0 E: 0 K: 1 S: 6 H: 1 LOB: 1 BB: 0 P: 6	R: 0 E: 1 K: 1 S: 6 H: 2 LOB: 1 BB: 0 P: 6	R: 0 E: 0 K: 0 S: 3 H: 0 LOB: 0 BB: 0 P: 3	R: 2 E: 0 K: 1 S: 7 H: 2 LOB: 0 BB: 0 P: 7	R: 0 E: 0 K: 0 S: 3 H: 0 LOB: 1 BB: 1 P: 7	R: 0 E: 0 K: 0 S: 3 H: 1 LOB: 1 BB: 1 P: 7	R: 0 E: 0 K: 0 S: 3 H: 0 LOB: 0 BB: 0 P: 3	R: 0 E: 0 K: 1 S: 6 H: 2 LOB: 1 BB: 0 P: 6	R: 1 E: 1 K: 0 S: 5 H: 1 LOB: 2 BB: 1 P: 9	1B: 7 2B: 2 3B: 0 HR: 1	SF: 0 SAC: 1 DP: 2 HBP: 0					

PITCHER	IP	WLS	BF	H	R	ER	SO	BB	IBB	HBP	BLK	WP	HR	S	P	ERA	WHIP
David Palmer, R (1, 1) ERA: 2.64	10.0		38	9	2	2	4	2	0	0	0	0	1	44	52	1.80	1.100
Woodie Fryman, L (11, 1) ERA: 2.79	1.0	L	6	1	1	0	0	0	1	0	0	0	0	5	9	0.00	1.000

PITCHER	IP	WLS	BF	H	R	ER	SO	BB	IBB	HBP	BLK	WP	HR	S	P	ERA	WHIP

TOP

Philadelphia Phillies @ Montreal Expos

Olympic Stadium, Montreal, QB

Fri Sep 28 1979, 7:05 PM EDT

Att. 40,303 - Unknown

livebaseballscorecards.com

AB	40
R	3
H	10
RBI	3
BB	3
SO	4
LOB	16

WP: 0	PA: 44		
PB: 0			
SB: 0			
CS: 0			

Batter	1	2	3	4	5	6	7	8	9	10	11	AB	R	H	RBI	BB	SO	LOB
Warren Cromartie, L (1, 7) OBP: 0.313, SLG: 0.395	S S S 0-3 K ①		x 0-0 L7 ③		x 0-0 3-H 2B ①		x 0-0 G3 ②			B B B B 4-0 BB ①		4	0	1	1	1	1	0
Rodney Scott, S (1, 4) OBP: 0.318, SLG: 0.292	x 0-0 F7 ②			x 0-0 1-3 ①	x 0-0 5-3 ③		x 0-0 F7 ③			B B B B 4-0 1-2 BB		4	0	0	0	1	0	1
Andre Dawson, R (1, 8) OBP: 0.308, SLG: 0.471	x 0-0 4-3 ③			x 0-0 S 1B 2B		S S S 0-3 K ①		x 0-0 5-3 ①		x 0-0 F7 ②		5	1	1	0	0	1	2
Tony Perez, R (1, 3) OBP: 0.325, SLG: 0.432		x 0-0 FC1-4 1B		x 0-0 4-3 ② 2-3		B B B B 4-0 E 1B BB		x 0-0 6-3 ②		S S S 0-3 K ③		4	0	1	0	1	1	3
Gary Carter, R (1, 2) OBP: 0.338, SLG: 0.485	x 0-0 F4 ①			x 0-0 3-H 1B		x 0-0 E1 1-3 1B		x 0-0 F9 ③			x 0-0 4-3 ①	0	0	0	0	0	0	0
John Tamargo, S (1, 2) OBP: 0.298, SLG: 0.405												5	0	2	1	0	0	1
Ellis Valentine, R (1, 9) OBP: 0.306, SLG: 0.459	x 0-0 FC1-4 ② 1-2f		S S S 0-3 K ③		S S S 0-3 K ②			x 0-0 F3 ①			x 0-0 L8 ②	5	0	0	0	0	2	4
Larry Parrish, R (1, 5) OBP: 0.359, SLG: 0.556	x 0-0 F9 ③				x 0-0 F9 2B 2B	4-0 IBB		x 0-0 F5 ②			x 0-0 L9 ③	4	1	1	0	1	0	1
Chris Speier, R (1, 6) OBP: 0.313, SLG: 0.328			x 0-0 4-3 ①		x 0-0 5-3 ①	x 0-0 F7 ③		x 0-0 L7 ③				4	0	0	0	0	0	4
David Palmer, R (1, 1) OBP: 0.063, SLG: 0.032			x 0-0 4-3 ②		x 0-0 F9 ② 2-3		x 0-0 P4 ①			x 0-0 1-3 ①		3	0	0	0	0	0	1
Dave Cash, R (10, PH) OBP: 0.357, SLG: 0.422												1	0	0	0	0	0	0
Woodie Fryman, R (11, 1)												0	0	0	0	0	0	0
Inning Stats	R: 0 H: 0 E: 0 LOB: 0 K: 1 BB: 0 S: 5 P: 5	R: 0 H: 1 E: 0 LOB: 1 K: 0 BB: 0 S: 4 P: 4	R: 0 H: 0 E: 0 LOB: 0 K: 0 BB: 0 S: 3 P: 3	R: 1 H: 2 E: 0 LOB: 1 K: 1 BB: 0 S: 7 P: 7	R: 1 H: 2 E: 0 LOB: 1 K: 0 BB: 0 S: 5 P: 5	R: 0 H: 1 E: 1 LOB: 3 K: 2 BB: 2 S: 8 P: 16	R: 0 H: 0 E: 0 LOB: 0 K: 0 BB: 0 S: 3 P: 3	R: 0 H: 0 E: 0 LOB: 0 K: 0 BB: 0 S: 3 P: 3	R: 0 H: 0 E: 0 LOB: 0 K: 0 BB: 0 S: 3 P: 3	R: 0 H: 0 E: 0 LOB: 2 K: 1 BB: 2 S: 5 P: 13	R: 0 H: 0 E: 0 LOB: 0 K: 0 BB: 0 S: 3 P: 3	1B: 3 2B: 3 3B: 0 HR: 0	SF: 0 SAC: 0 DP: 0 HBP: 0						

PITCHER		IP	WLS	BF	H	R	ER	SO	BB	IBB	HBP	BLK	WP	HR	S	P	ERA	WHIP
Dickie Noles, R ERA: 3.8	(1, 1)	9.0		35	6	2	2	4	1	1	0	0	0	0	41	49	2.00	0.778
Kevin Saucier, L ERA: 4.19	(10, 1)	0.1		3	0	0	0	0	2	0	0	0	0	0	1	9	0.00	6.000
Ron Reed, R ERA: 4.15	(10, 1)	1.2	W	5	0	0	0	1	0	0	0	0	0	0	7	7	0.00	0.000

PITCHER	IP	WLS	BF	H	R	ER	SO	BB	IBB	HBP	BLK	WP	HR	S	P	ERA	WHIP

BOTTOM

Philadelphia Phillies @ Montreal Expos

Olympic Stadium, Montreal, QB

Fri Sep 28 1979, 7:05 PM EDT

Att. 40,303 - Unknown

livebaseballscorecards.com

AB	39
R	2
H	6
RBI	2
BB	4
SO	5
LOB	17

WP: 0		PA:	43
PB: 0			
SB: 1			
CS: 0			

Batter	1	2	3	4	5	6	7	8	9	AB	R	H	RBI	BB	SO	LOB
Pete Rose, S (1, 3) OBP: 0.419, SLG: 0.430	1B S 1B	FC6-4 1-2 2-3 1B		FC6 1-2f			6-3		1B 1-2 1B	5	0	3	0	0	0	2
Larry Bowa, S (1, 6) OBP: 0.317, SLG: 0.315	1-3 1B	FC6-4 1-2f			F8			L8	FC6-4 1-2 2-H 1B	4	0	1	0	0	0	3
Tim McCarver, L (9, PH) OBP: 0.335, SLG: 0.321										1	0	1	1	0	0	0
Rawly Eastwick, R (9, 1)										0	0	0	0	0	0	0
Tug McGraw, R (9, 1) OBP: 0.167, SLG: 0.167										0	0	0	0	0	0	0
Mike Schmidt, R (1, 5) OBP: 0.389, SLG: 0.568	P5	F8		F7		F8 2B	FC6-4 1-2f		5	1	1	0	0	0	4
Greg Luzinski, R (1, 7) OBP: 0.342, SLG: 0.428	F9	F8		L9		F8 2-3			4	0	0	0	0	0	3
Lonnie Smith, R (1, 8) OBP: 0.194, SLG: 0.233	5-3	4-3		F8		S 1B 3-H			4	0	1	1	0	0	2
Keith Moreland, R (1, 2) OBP: 0.412, SLG: 0.521	1B 1B 1B	F8 1B 1B		1-3		6-3 1-2			4	0	2	0	0	0	1
John Vukovich, R (1, 4) OBP: 0.273, SLG: 0.364	F3	FC6 1-2 1B		F9				P4	3	0	1	0	0	0	1
Bake McBride, L (9, PH) OBP: 0.329, SLG: 0.411									1	0	0	0	0	0	0
(9, 9)																
Mike Anderson, R (1, 9) OBP: 0.341, SLG: 0.321	F8	F8 2-3		F7				K	3	0	0	0	0	0	3
Del Unser, L (9, PH) OBP: 0.354, SLG: 0.482									1	0	0	0	0	1	0
Manny Trillo, R (9, 4) OBP: 0.296, SLG: 0.357									0	0	0	0	0	0	0
Randy Lerch, L (1, 1) OBP: 0.184, SLG: 0.250	1B 1-2 1B	K		6-3				1B 1B BB	3	0	1	0	0	1	2
Greg Gross, L (9, PH) OBP: 0.421, SLG: 0.394									0	1	0	0	1	0	0
Bud Harrelson, S (9, 6) OBP: 0.395, SLG: 0.366									0	0	0	0	0	0	0
Inning Stats	R: 0 E: 0 K: 0 S: 5 H: 2 LOB: 2 BB: 0 P: 5	R: 0 E: 0 K: 0 S: 6 H: 3 LOB: 3 BB: 0 P: 6	R: 0 E: 0 K: 0 S: 3 H: 0 LOB: 0 BB: 0 P: 3	R: 0 E: 0 K: 1 S: 7 H: 2 LOB: 2 BB: 0 P: 7	R: 0 E: 0 K: 0 S: 3 H: 0 LOB: 0 BB: 0 P: 3	R: 0 E: 0 K: 0 S: 3 H: 0 LOB: 0 BB: 0 P: 3	R: 0 E: 0 K: 0 S: 3 H: 0 LOB: 0 BB: 0 P: 3	R: 1 E: 0 K: 0 S: 5 H: 2 LOB: 1 BB: 0 P: 5	R: 1 E: 0 K: 1 S: 7 H: 2 LOB: 2 BB: 1 P: 11	1B: 10 2B: 1 3B: 0 HR: 0 SF: 0 SAC: 0 DP: 0 HBP: 0						

PITCHER	IP	WLS	BF	H	R	ER	SO	BB	IBB	HBP	BLK	WP	HR	S	P	ERA	WHIP
Bill Lee, L (1, 1) ERA: 3.04	7.2		32	9	1	1	1	0	0	0	0	0	0	34	34	1.17	1.174
Elias Sosa, R (8, 1) ERA: 1.98	1.1	W	7	2	1	1	1	1	0	0	0	0	0	8	12	6.75	2.250

PITCHER	IP	WLS	BF	H	R	ER	SO	BB	IBB	HBP	BLK	WP	HR	S	P	ERA	WHIP

TOP

Philadelphia Phillies @ Montreal Expos

Olympic Stadium, Montreal, QB

Sat Sep 29 1979, 3:33 AM EDT

Att. 50,332 - Unknown

livebaseballscorecards.com

AB	38
R	2
H	11
RBI	2
BB	1
SO	2
LOB	21

WP: 0	PA: 39		
PB: 0			
SB: 2			
CS: 0			

Batter	1	2	3	4	5	6	7	8	9	AB	R	H	RBI	BB	SO	LOB
Warren Cromartie, L (1, 7) OBP: 0.314, SLG: 0.398	1B 2B	F8			F5		2B			4	1	2	0	0	0	1
Rodney Scott, S (1, 4) OBP: 0.320, SLG: 0.294	4-3		F8 S CS 1B		PB 1B		L9			4	0	2	0	0	0	2
Andre Dawson, R (1, 8) OBP: 0.308, SLG: 0.469	F9 S 1B 1B 2-H		F8 1-3		5-3 1-2			F8		4	1	1	1	0	0	2
Tony Perez, R (1, 3) OBP: 0.323, SLG: 0.428	F9 1-3		5-3 3-H		F8			K		4	0	0	0	0	1	3
John Tamargo, S (1, 2) OBP: 0.295, SLG: 0.397	1B 3-H			F9		F7		F8		4	0	1	1	0	0	0
Ellis Valentine, R (1, 9) OBP: 0.305, SLG: 0.458	F9			F9		G3			WP SH2-4 1B 1B	4	0	1	0	0	0	1
Tim Raines, S (9, PR)										0	1	0	0	0	0	0
Larry Parrish, R (1, 5) OBP: 0.359, SLG: 0.555		L5		1B 1B		4-3			SH2-4 1-2	3	0	1	0	0	0	0
Chris Speier, R (1, 6) OBP: 0.317, SLG: 0.331		BLK 1B		1-2 1B			6-3		B B B B 1B 2-3 BB	3	0	2	0	1	0	0
Tony Bernazard, S (9, PR) OBP: 0.500, SLG: 0.425										0	0	0	0	0	0	0
Bill Lee, L (1, 1) OBP: 0.216, SLG: 0.243		S S S K 1-2		F7			S S S K		3-H 1B	3	0	0	0	0	2	3
Elias Sosa, R (8, 1) OBP: 0.214, SLG: 0.231										0	0	0	0	0	0	0
Rusty Staub, L (9, PH) OBP: 0.340, SLG: 0.404										0	0	0	0	0	0	0
Dave Cash, R (9, PH) OBP: 0.360, SLG: 0.425										1	0	1	1	0	0	0
Inning Stats	R: 2 E: 0 K: 0 S: 6 / H: 3 LOB: 1 BB: 0 P: 6	R: 0 E: 0 K: 1 S: 6 / H: 1 LOB: 1 BB: 0 P: 6	R: 0 E: 0 K: 0 S: 3 / H: 1 LOB: 0 BB: 0 P: 3	R: 0 E: 0 K: 0 S: 5 / H: 2 LOB: 2 BB: 0 P: 5	R: 0 E: 0 K: 0 S: 4 / H: 1 LOB: 1 BB: 0 P: 4	R: 0 E: 0 K: 0 S: 3 / H: 0 LOB: 0 BB: 0 P: 3	R: 0 E: 0 K: 1 S: 6 / H: 1 LOB: 1 BB: 0 P: 6	R: 0 E: 0 K: 1 S: 5 / H: 0 LOB: 0 BB: 0 P: 5	R: 1 E: 0 K: 0 S: 3 / H: 2 LOB: 2 BB: 1 P: 7	1B: 9 2B: 2 3B: 0 HR: 0	SF: 0 SAC: 1 DP: 0 HBP: 0					

PITCHER	IP	WLS	BF	H	R	ER	SO	BB	IBB	HBP	BLK	WP	HR	S	P	ERA	WHIP
Randy Lerch, L (1, 1) ERA: 3.74	8.0		32	9	2	2	3	0	0	0	1	0	0	38	38	2.25	1.125
Rawly Eastwick, R (9, 1) ERA: 4.9	0.1	L	3	1	1	1	0	1	0	0	0	1	0	2	6	27.00	6.000
Tug McGraw, L (9, 1) ERA: 5.16	0.0		1	1	0	0	0	0	0	0	0	0	0	1	1	∞	∞

PITCHER	IP	WLS	BF	H	R	ER	SO	BB	IBB	HBP	BLK	WP	HR	S	P	ERA	WHIP

BOTTOM

Philadelphia Phillies @ Montreal Expos

Olympic Stadium, Montreal, QB

Sat Sep 29 1979, 3:33 AM EDT

Att. 50,332 - Unknown

livebaseballscorecards.com

AB	34
R	3
H	11
RBI	3
BB	1
SO	3
LOB	12

WP: 1	PB: 1	SB: 2	CS: 1
PA: 36			

Philadelphia Phillies @ Montreal Expos

Olympic Stadium, Montreal, QB

Sun Sep 30 1979, 3:33 AM EDT

Att. 50,824 - Unknown

TOP

livebaseballscorecards.com

Batter	1	2	3	4	5	6	7	8	9	AB	R	H	RBI	BB	SO	LOB
Pete Rose, S (1, 3) OBP: 0.418, SLG: 0.430	L5		1-3 2B		K		E6 1B		6-3	5	0	1	0	0	1	0
Larry Bowa, S (1, 6) OBP: 0.316, SLG: 0.314	L9		L5			WP S 2B BB	F5			3	1	0	0	1	0	3
Bake McBride, L (1, 9) OBP: 0.328, SLG: 0.411	F2		SF7 3-H			K 1-3	1-2 1B			3	0	1	1	0	1	1
Mike Schmidt, R (1, 5) OBP: 0.386, SLG: 0.564		6-3	P5			P4	4-3			4	0	0	0	0	0	4
Greg Luzinski, R (1, 7) OBP: 0.343, SLG: 0.427		4-3 1B 1B		4-3		2B BB		K		3	0	1	0	1	1	0
Mike Anderson, R (8, 7) OBP: 0.341, SLG: 0.321										0	0	0	0	0	0	0
Greg Gross, L (1, 8) OBP: 0.422, SLG: 0.402		1-2 4-3 1B		F7		1-3 3-H 2B		4-3		4	0	2	1	0	0	0
Tim McCarver, L (1, 2) OBP: 0.333, SLG: 0.314		4-3 1-2 2-3		L4		IBB		P6		3	0	0	0	1	0	2
John Vukovich, R (1, 4) OBP: 0.200, SLG: 0.267		K			F7	6-3			F3	4	0	0	0	0	1	5
Steve Carlton, L (1, 1) OBP: 0.253, SLG: 0.255			2B SF7 1B		K		6-3		4-3	4	1	1	0	0	1	0
Inning Stats	R: 0 E: 0 K: 0 S: 3 H: 0 LOB: 0 BB: 0 P: 3	R: 0 E: 0 K: 1 S: 7 H: 2 LOB: 2 BB: 0 P: 7	R: 1 E: 0 K: 0 S: 5 H: 2 LOB: 1 BB: 0 P: 5	R: 0 E: 0 K: 0 S: 3 H: 0 LOB: 0 BB: 0 P: 3	R: 0 E: 0 K: 2 S: 7 H: 0 LOB: 0 BB: 0 P: 7	R: 1 E: 0 K: 1 S: 6 H: 1 LOB: 3 BB: 3 P: 18	R: 0 E: 1 K: 0 S: 5 H: 1 LOB: 2 BB: 0 P: 5	R: 0 E: 0 K: 1 S: 5 H: 0 LOB: 0 BB: 0 P: 5	R: 0 E: 0 K: 0 S: 3 H: 0 LOB: 0 BB: 0 P: 3	1B: 4 2B: 2 3B: 0 HR: 0 SF: 1 SAC: 0 DP: 0 HBP: 0	WP: 1 PB: 0 SB: 1 CS: 0 PA: 37					

	AB	33
	R	2
	H	6
	RBI	2
	BB	3
	SO	5
	LOB	15

PITCHER		IP	WLS	BF	H	R	ER	SO	BB	IBB	HBP	BLK	WP	HR	S	P	ERA	WHIP
Steve Rogers, R ERA: 3.0	(1, 1)	8.0	L	34	6	2	2	5	2	1	0	0	1	0	41	53	2.25	1.000
Elias Sosa, R ERA: 1.96	(9, 1)	1.0		3	0	0	0	0	0	0	0	0	0	0	3	3	0.00	0.000

PITCHER	IP	WLS	BF	H	R	ER	SO	BB	IBB	HBP	BLK	WP	HR	S	P	ERA	WHIP

Batter	1	2	3	4	5	6	7	8	9	AB	R	H	RBI	BB	SO	LOB
Warren Cromartie, L (1, 7) OBP: 0.313, SLG: 0.396	1-3		4-3 1-2		K			4-3		4	0	0	0	0	1	2
Rodney Scott, S (1, 4) OBP: 0.319, SLG: 0.294	E6 S		5-3		5-3			K		4	0	1	0	0	1	2
Andre Dawson, R (1, 8) OBP: 0.309, SLG: 0.468	K		F8			CS HBP			BB	2	0	0	0	1	1	2
Tony Perez, R (1, 3) OBP: 0.322, SLG: 0.425	S BB			5-3		5-3 1-2			K	3	0	0	0	1	1	2
John Tamargo, S (1, 2) OBP: 0.293, SLG: 0.383	K 1-2 2-3			BB		K			K	3	0	0	0	1	3	3
Ellis Valentine, R (1, 9) OBP: 0.303, SLG: 0.454		K		K			F8		P6	4	0	0	0	0	2	2
Larry Parrish, R (1, 5) OBP: 0.357, SLG: 0.551		K		K			K			3	0	0	0	0	3	1
Chris Speier, R (1, 6) OBP: 0.317, SLG: 0.331		P4			SH2-4 1B		5-3			3	0	1	0	0	0	0
Steve Rogers, R (1, 1) OBP: 0.207, SLG: 0.182			BLK 1B		SH2-4 1-2			1-3		1	0	1	0	0	0	0
Dave Cash, R (8, PH) OBP: 0.358, SLG: 0.422										1	0	0	0	0	0	0
Elias Sosa, R (9, 1) OBP: 0.214, SLG: 0.231										0	0	0	0	0	0	0
Inning Stats	R: 0 E: 1 K: 2 S: 8 H: 1 LOB: 2 BB: 1 P: 12	R: 0 E: 0 K: 2 S: 7 H: 0 LOB: 0 BB: 0 P: 7	R: 0 E: 0 K: 0 S: 4 H: 1 LOB: 1 BB: 0 P: 4	R: 0 E: 0 K: 2 S: 7 H: 0 LOB: 1 BB: 1 P: 11	R: 0 E: 0 K: 1 S: 6 H: 1 LOB: 1 BB: 0 P: 6	R: 0 E: 0 K: 1 S: 4 H: 0 LOB: 0 BB: 0 P: 5	R: 0 E: 0 K: 1 S: 5 H: 0 LOB: 0 BB: 0 P: 5	R: 0 E: 0 K: 1 S: 5 H: 0 LOB: 0 BB: 0 P: 5	R: 0 E: 0 K: 2 S: 7 H: 0 LOB: 1 BB: 1 P: 11	1B: 3 2B: 0 3B: 0 HR: 0 SF: 0 SAC: 1 DP: 0 HBP: 1						

PITCHER	IP	WLS	BF	H	R	ER	SO	BB	IBB	HBP	BLK	WP	HR	S	P	ERA	WHIP
Steve Carlton, L (1, 1) ERA: 3.62	9.0	W	33	3	0	0	12	3	0	1	1	0	0	53	66	0.00	0.667

PITCHER	IP	WLS	BF	H	R	ER	SO	BB	IBB	HBP	BLK	WP	HR	S	P	ERA	WHIP

BOTTOM

Philadelphia Phillies @ Montreal Expos

Olympic Stadium, Montreal, QB

Sun Sep 30 1979, 3:33 AM EDT

Att. 50,824 - Unknown

livebaseballscorecards.com

AB	28
R	0
H	3
RBI	0
BB	3
SO	12
LOB	14

WP: 0 PB: 0 SB: 2 CS: 1 PA: 33