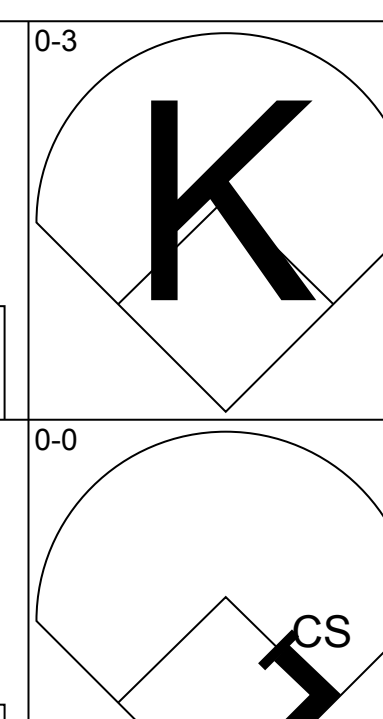
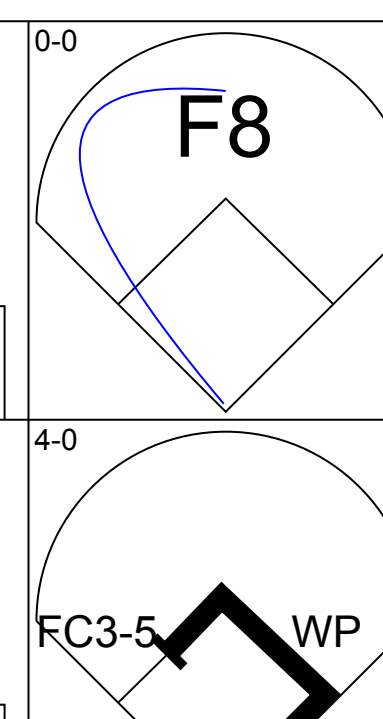
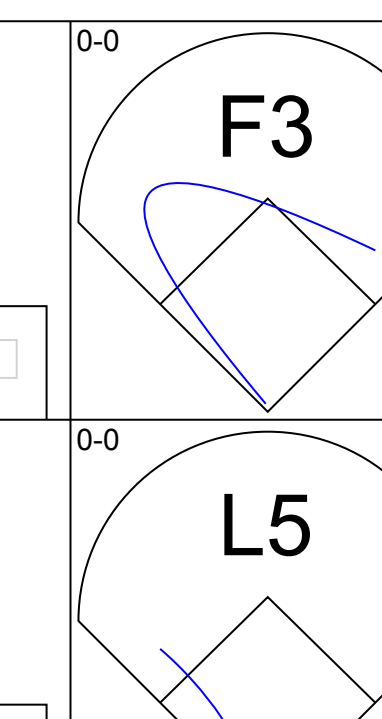
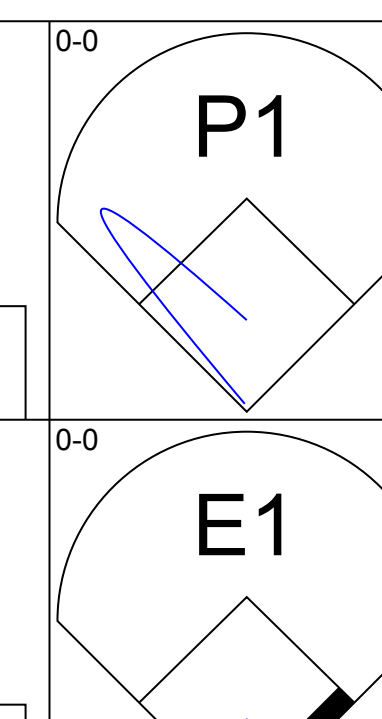
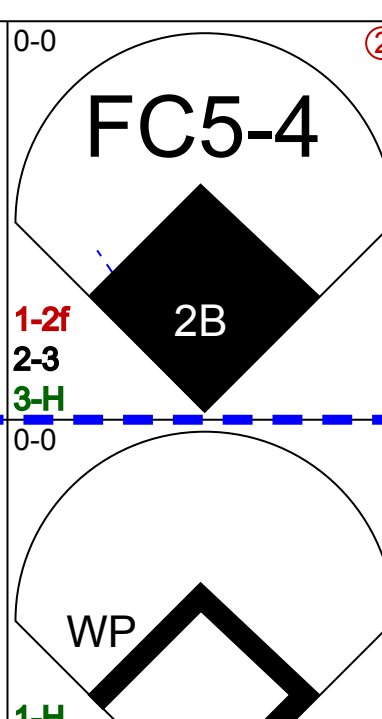
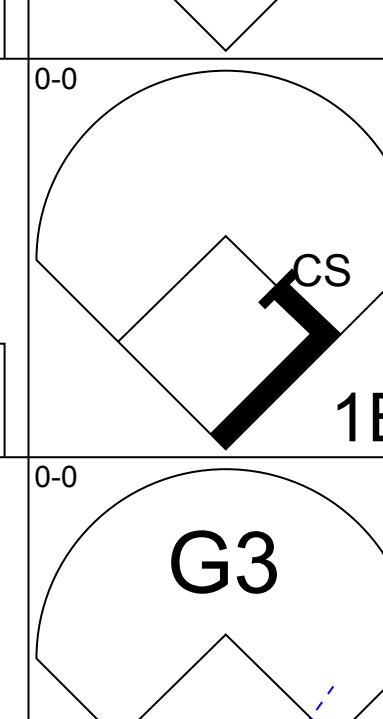
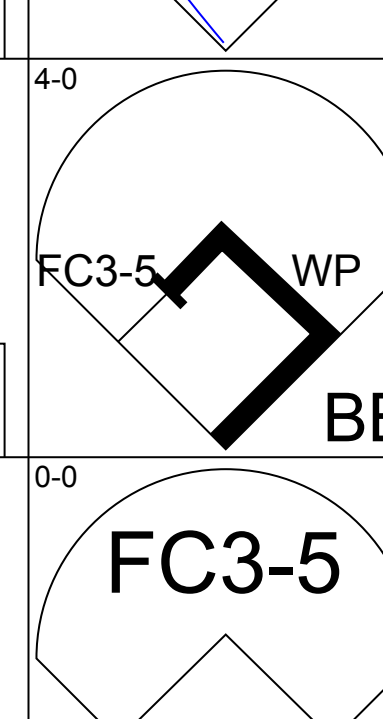
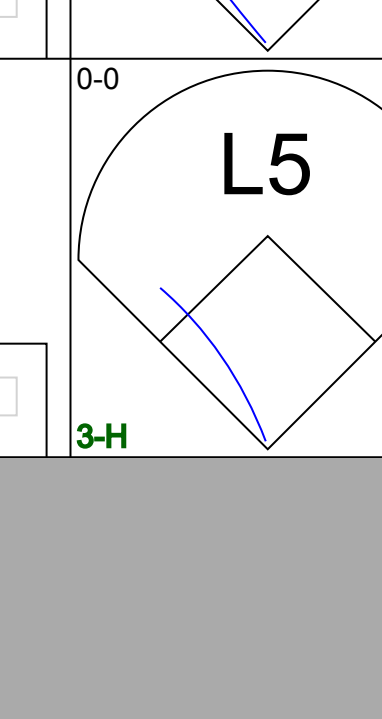
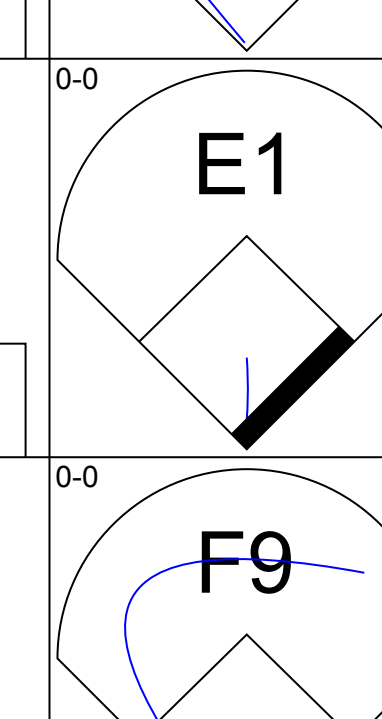
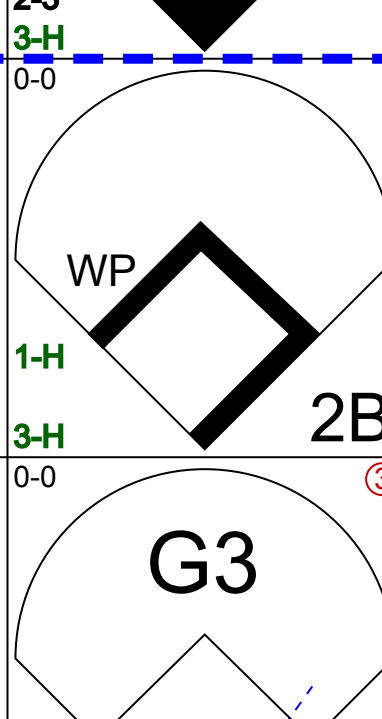
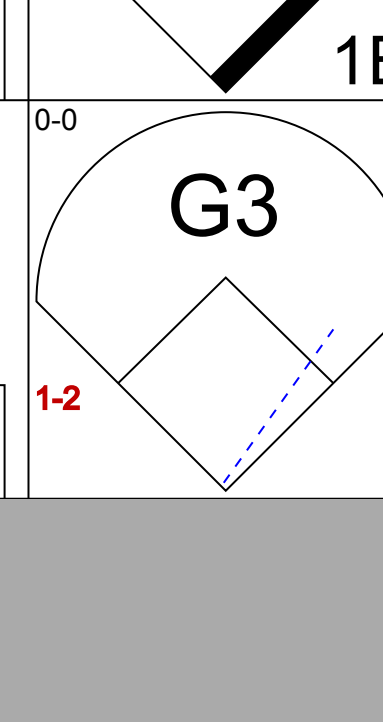
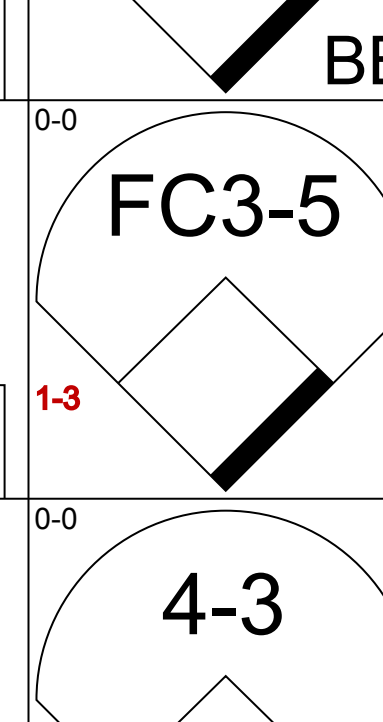
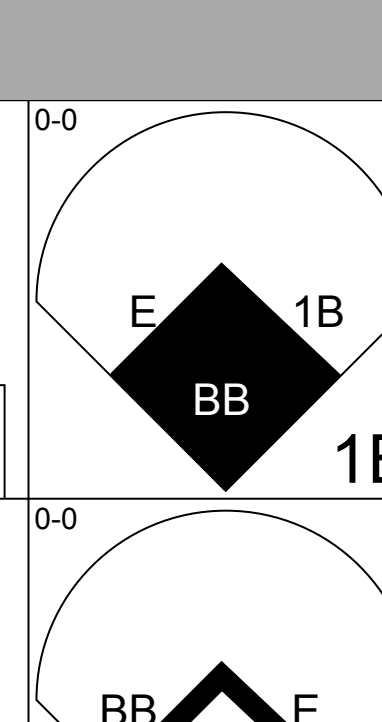
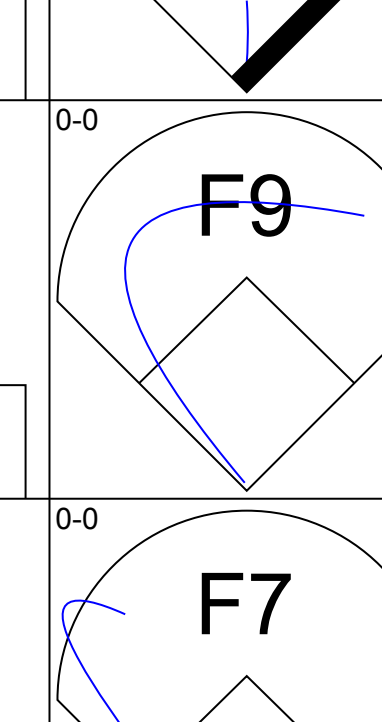
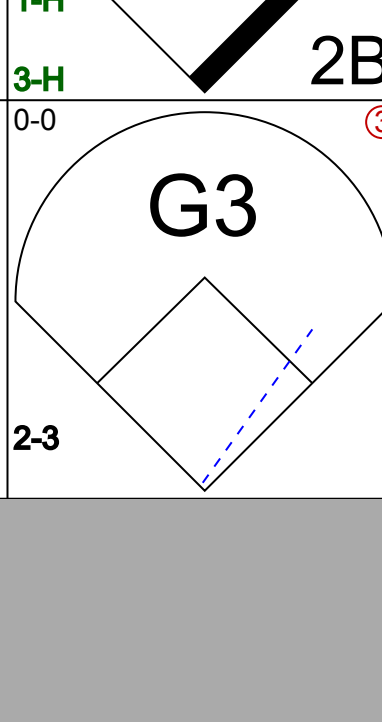
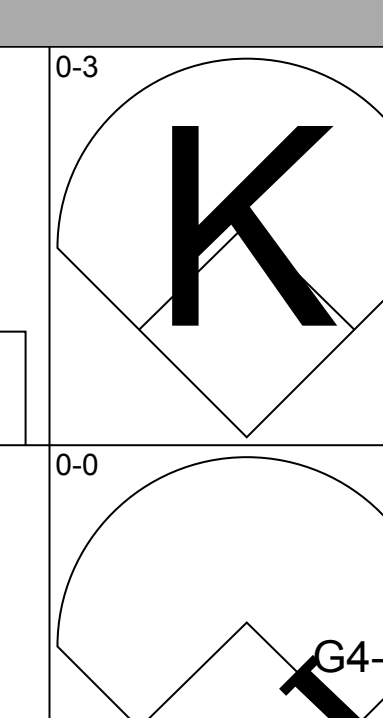
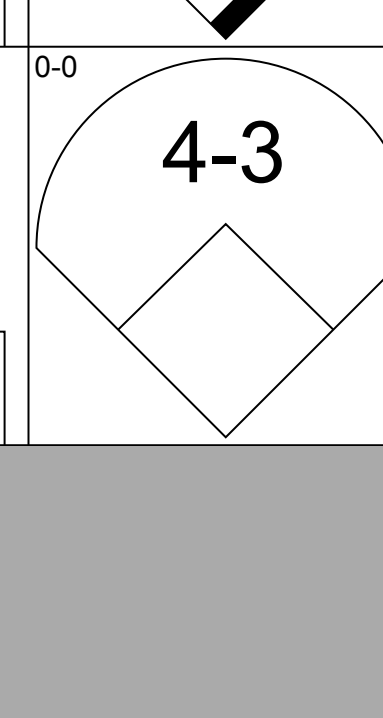
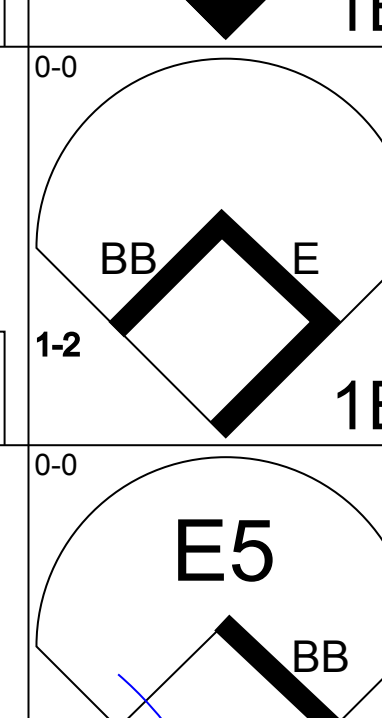
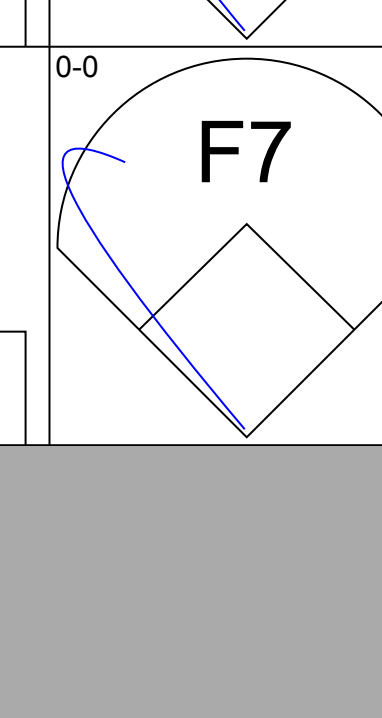
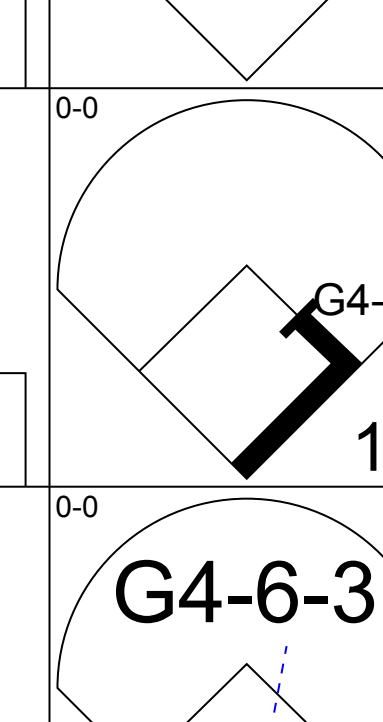
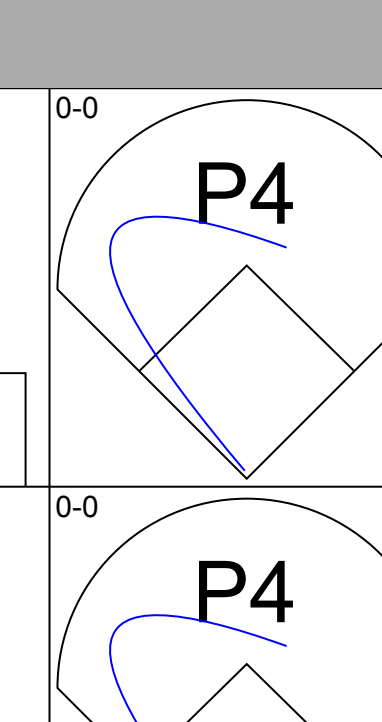
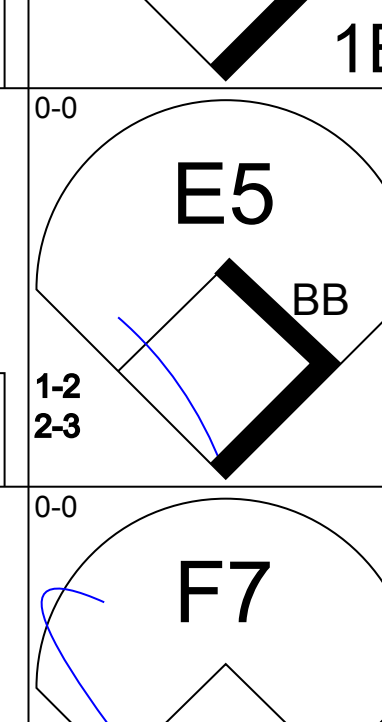
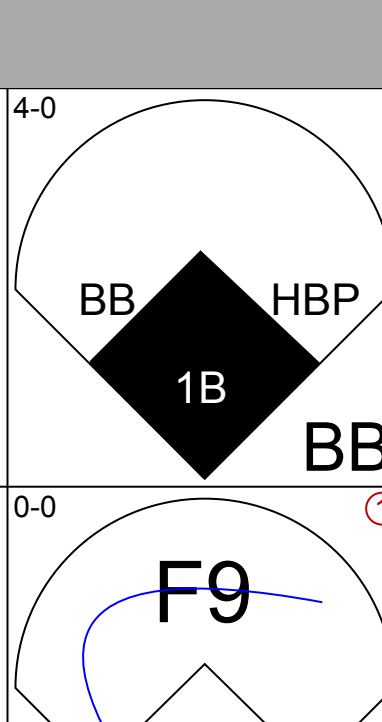
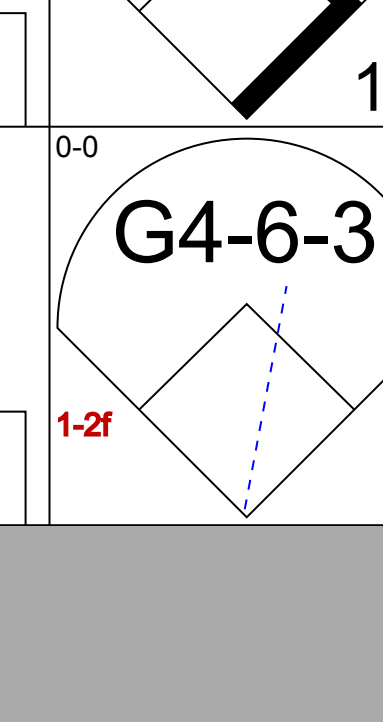
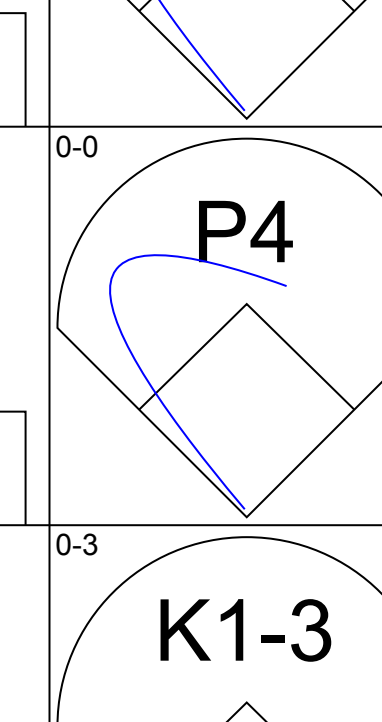
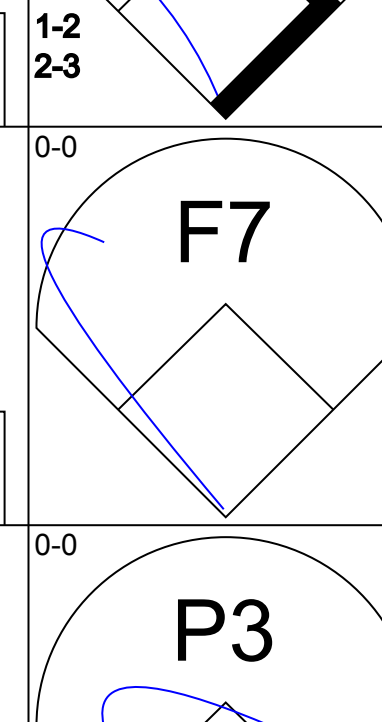
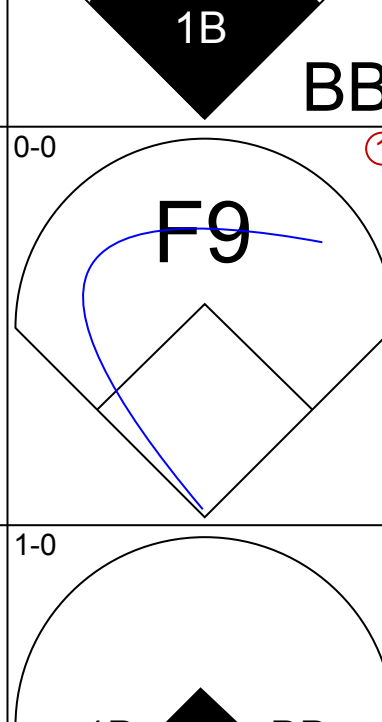
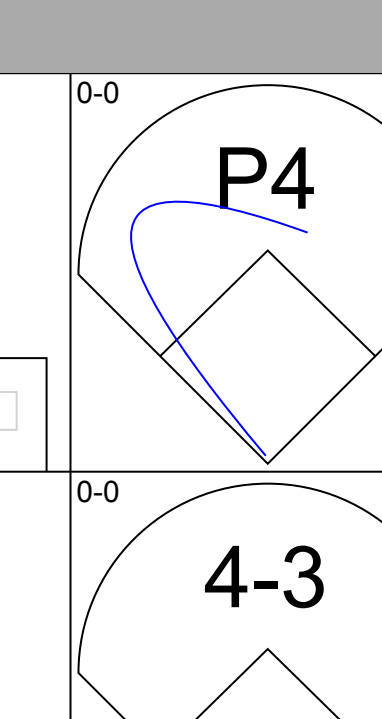
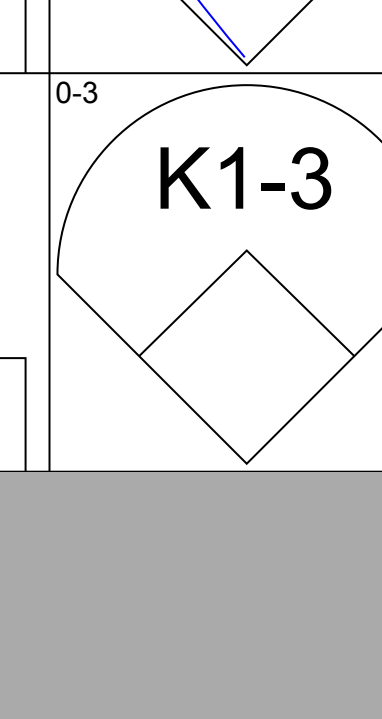
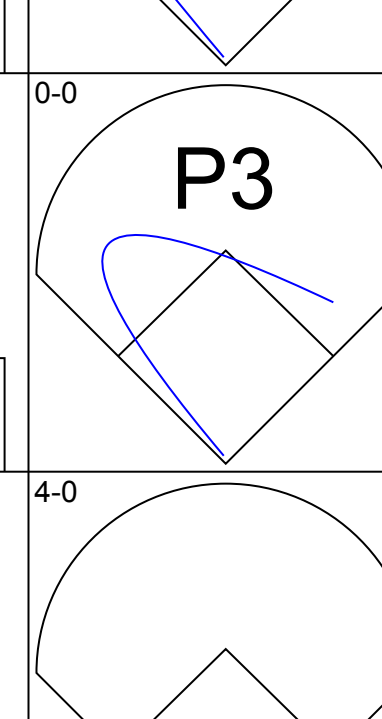
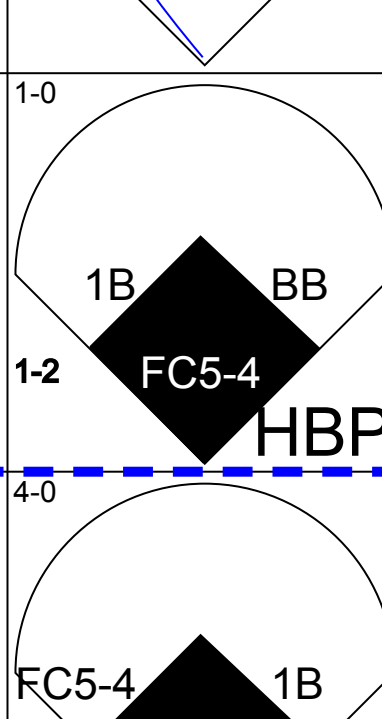
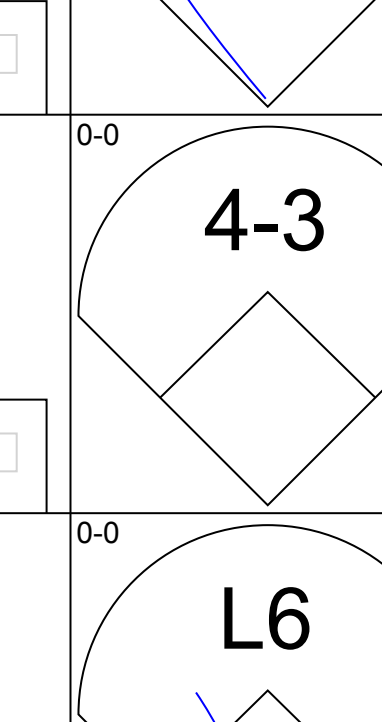
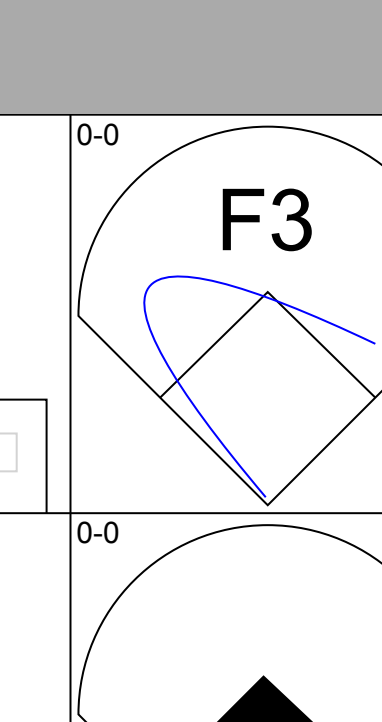
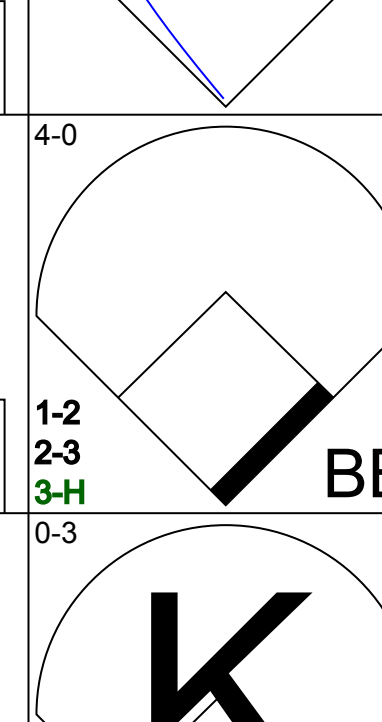
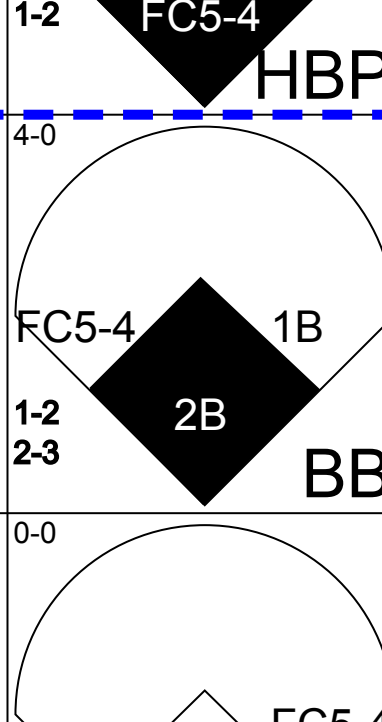
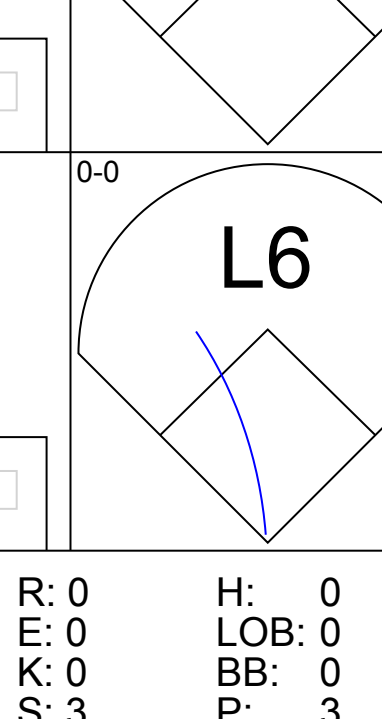
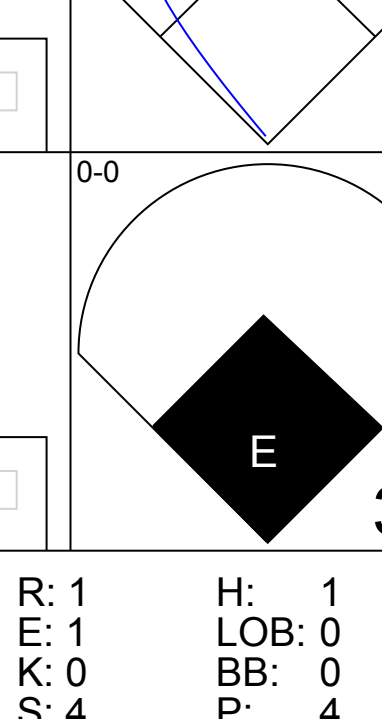
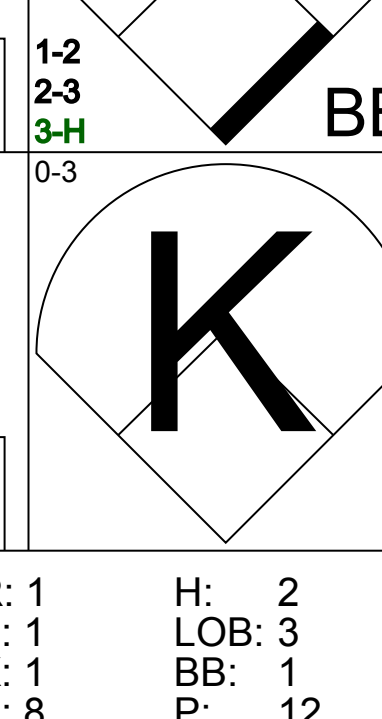
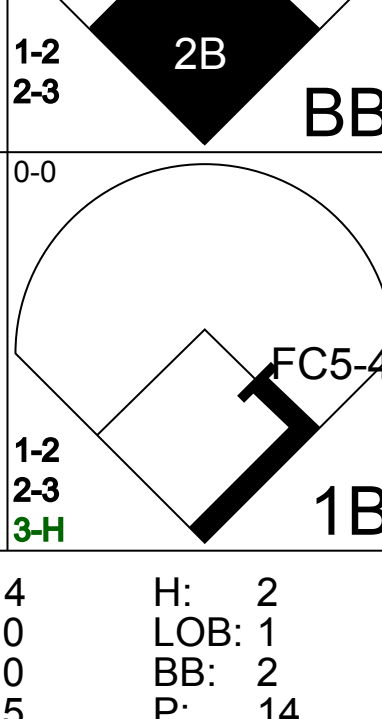
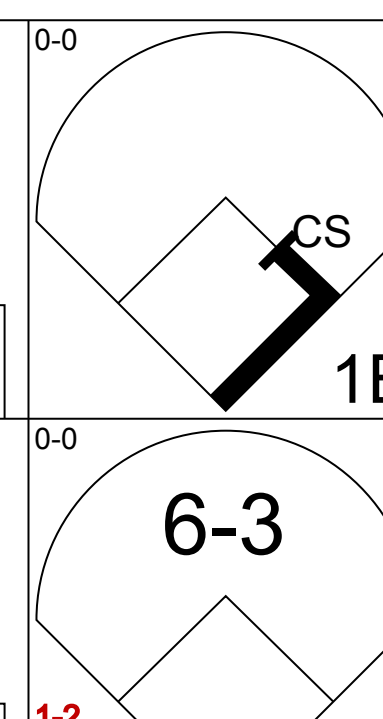
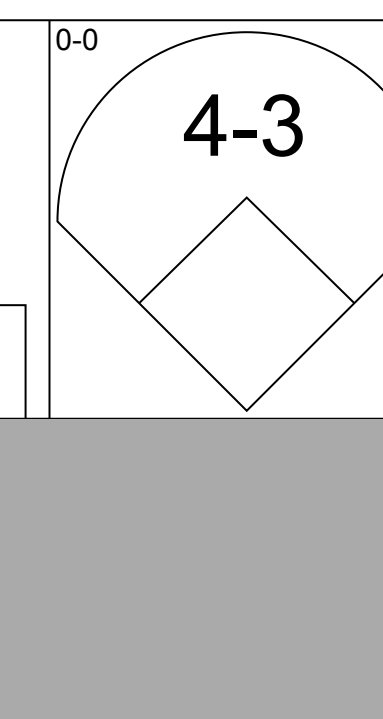
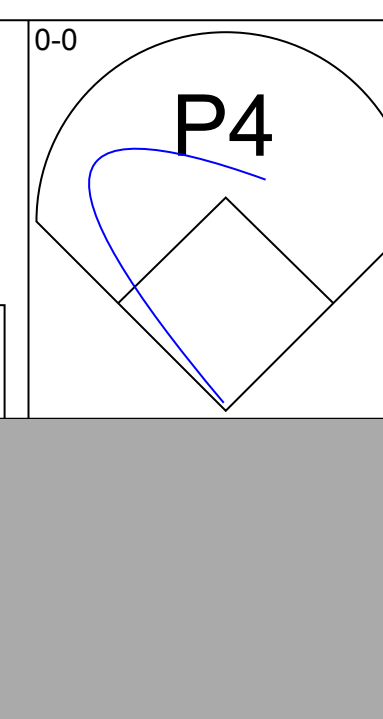
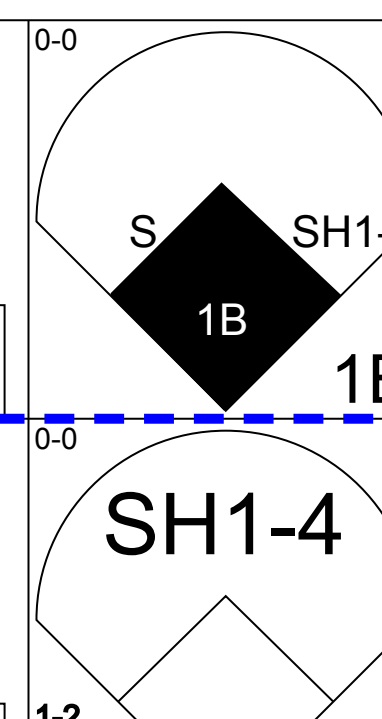
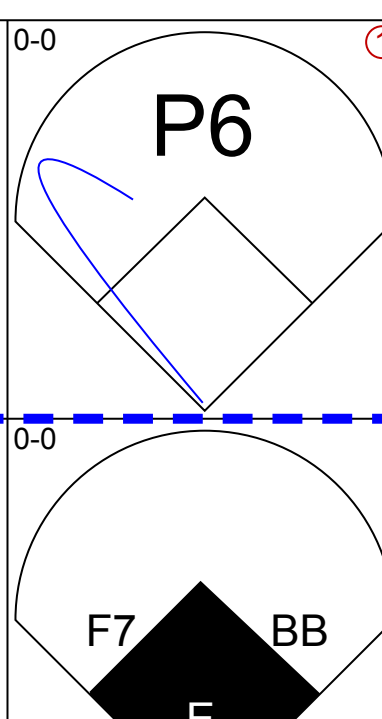
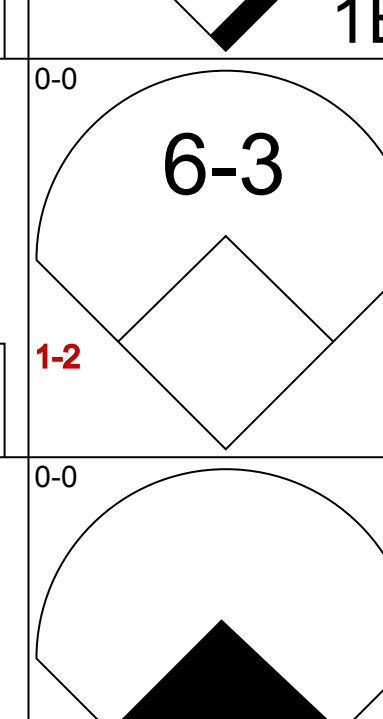
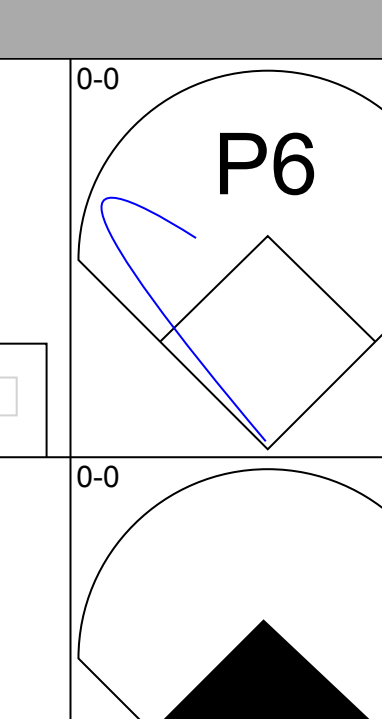
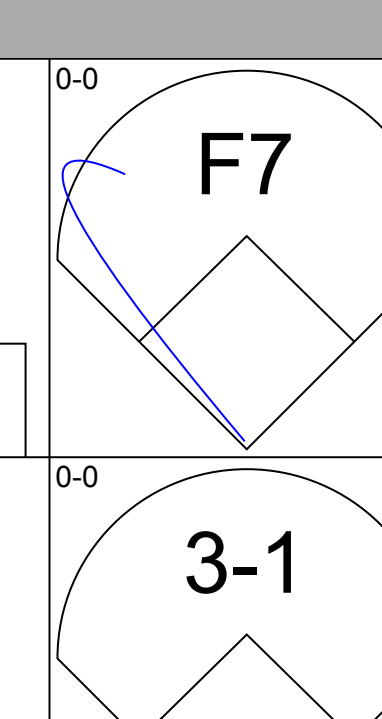
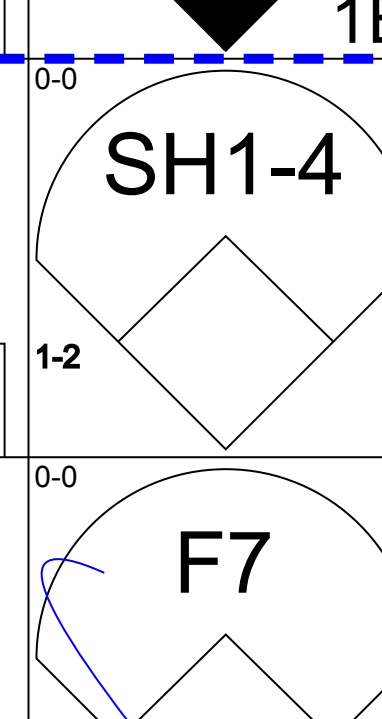
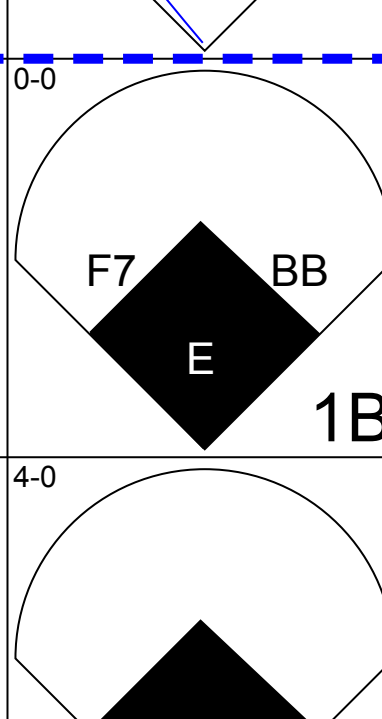
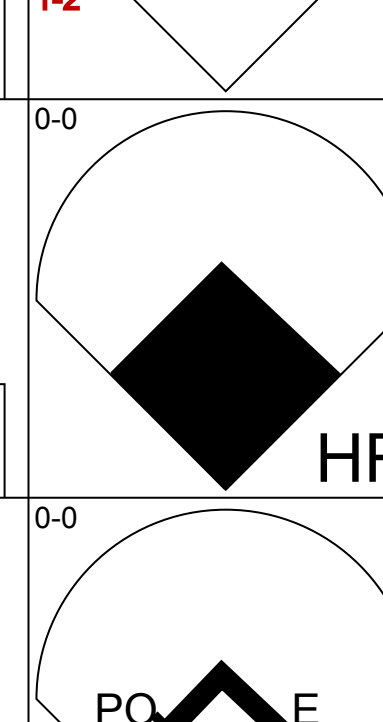
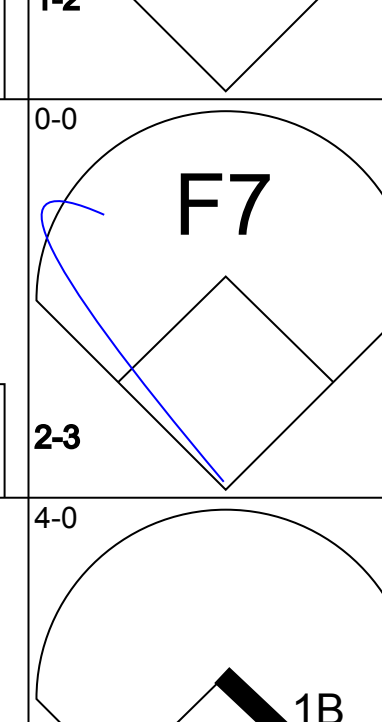
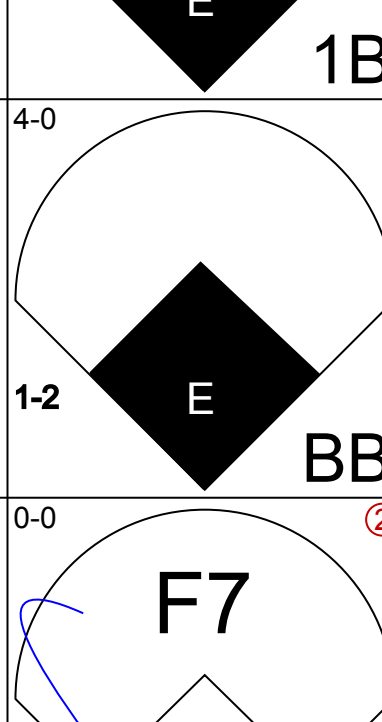
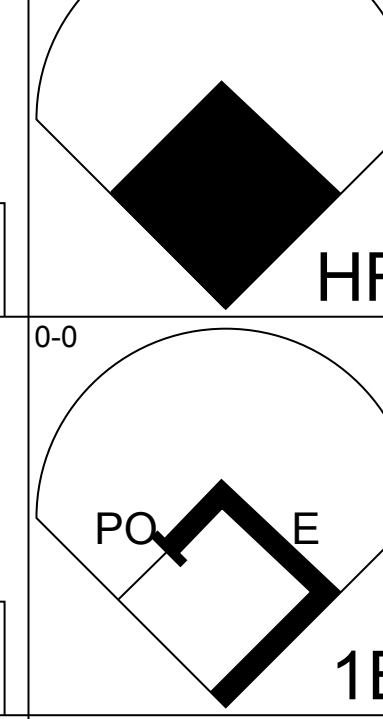
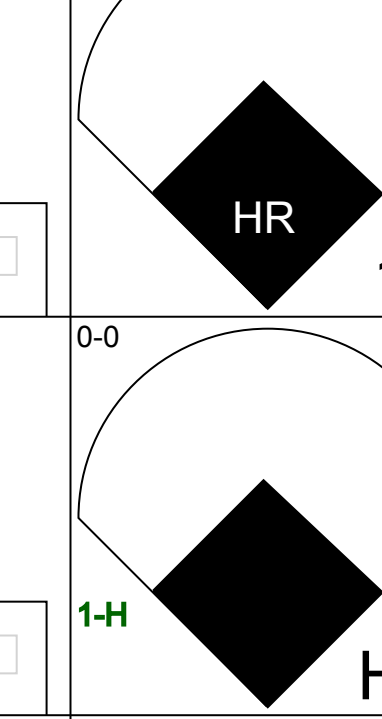
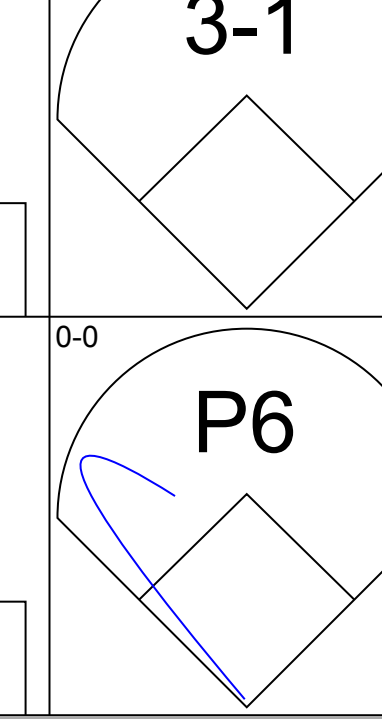
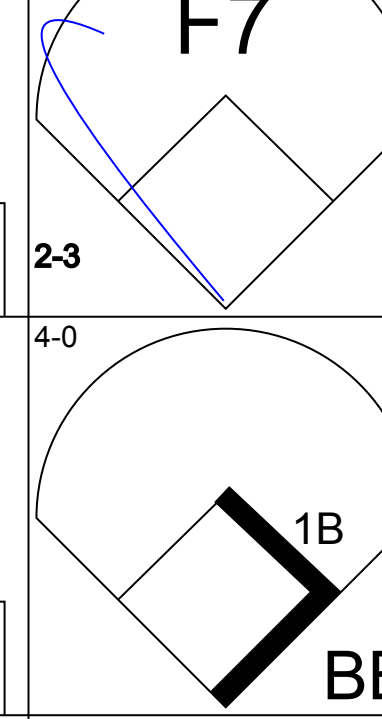
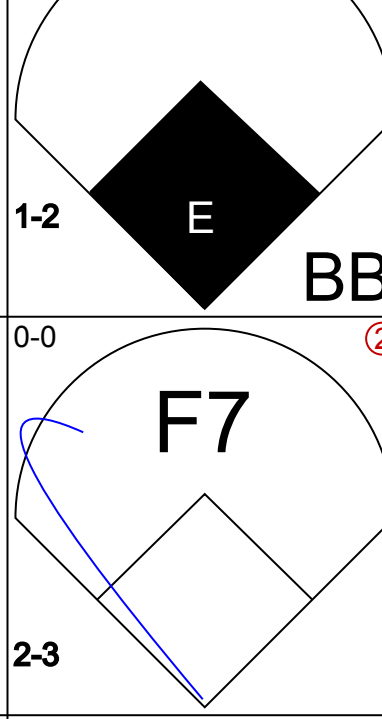
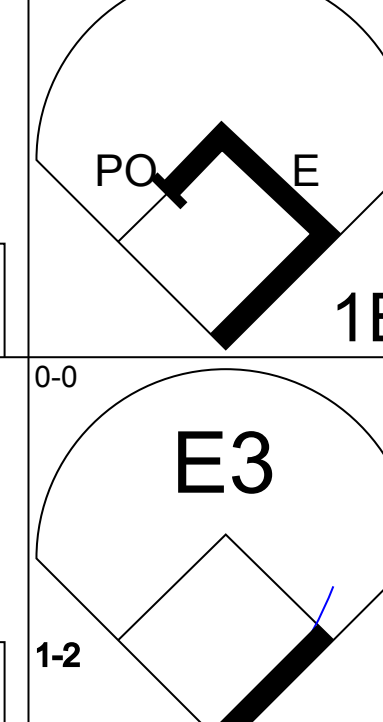
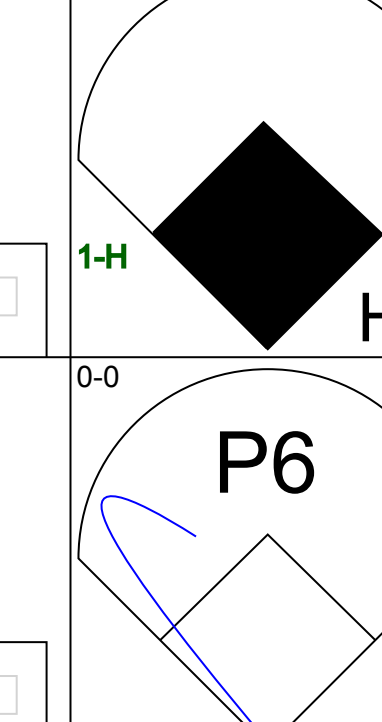
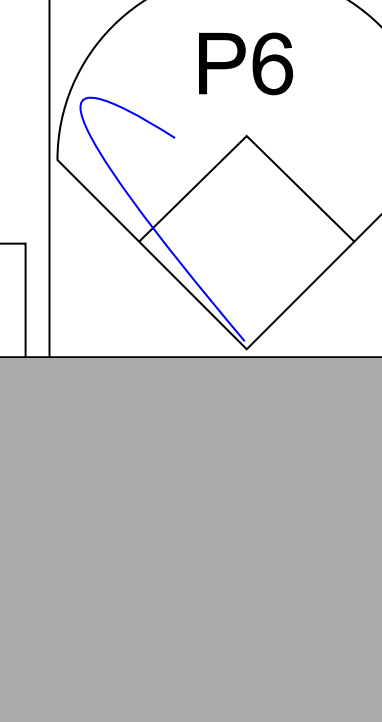
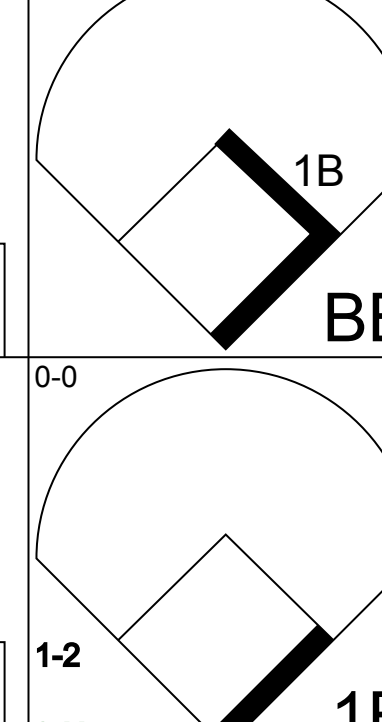
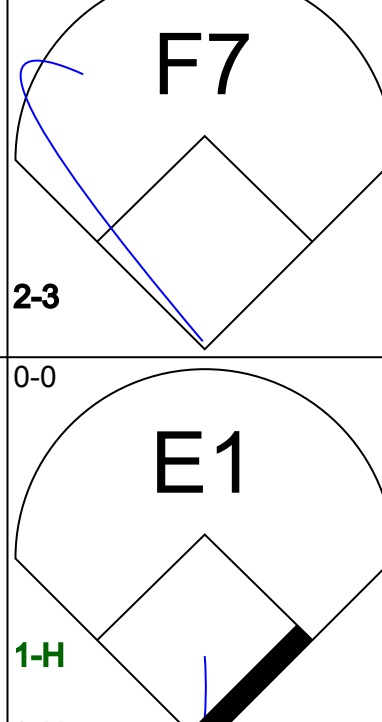
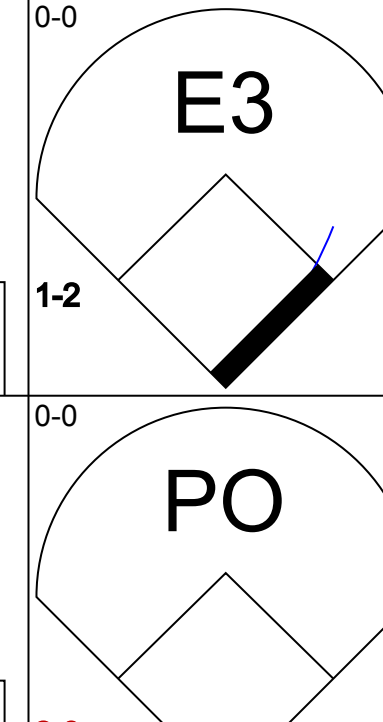
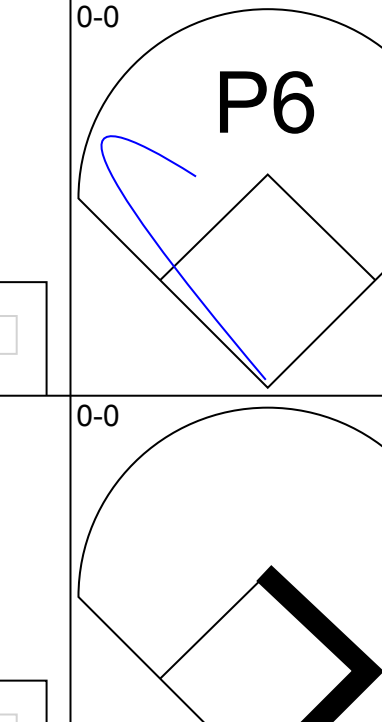
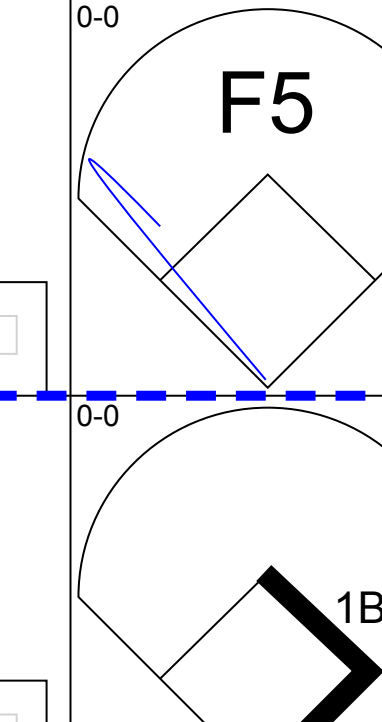
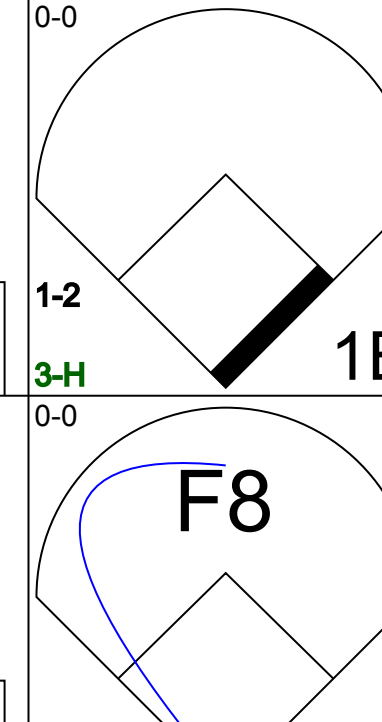
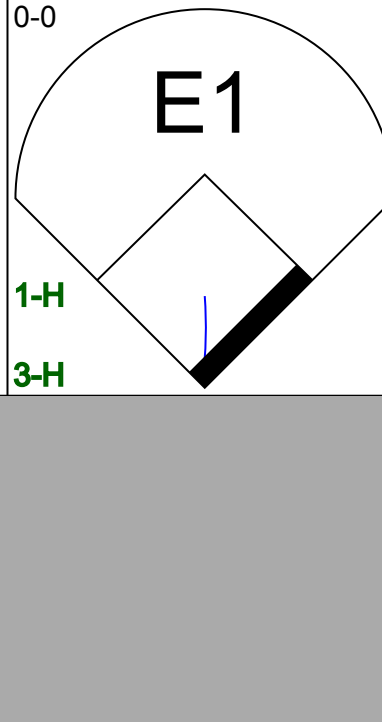
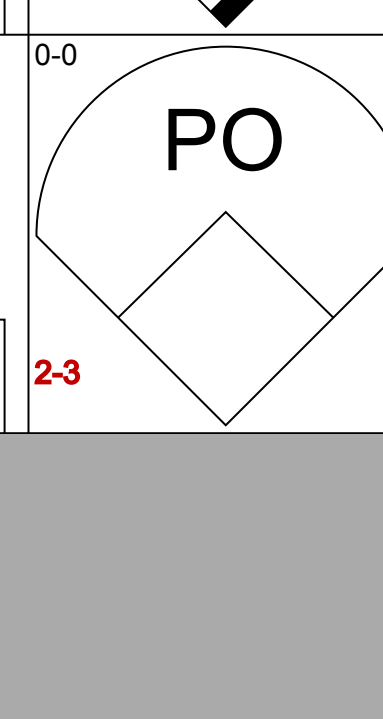
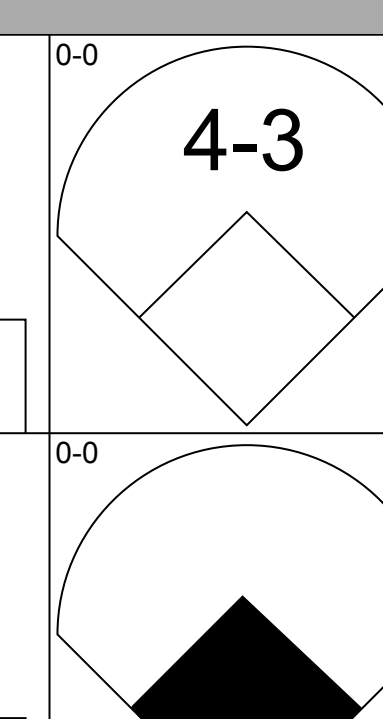
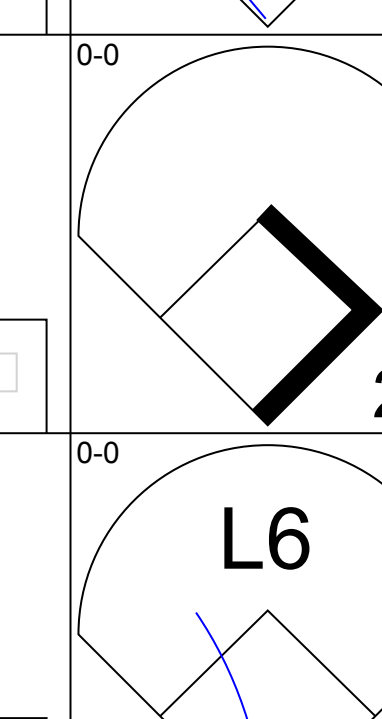
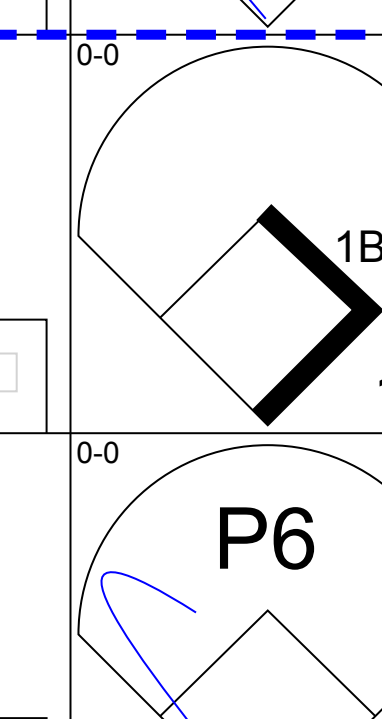
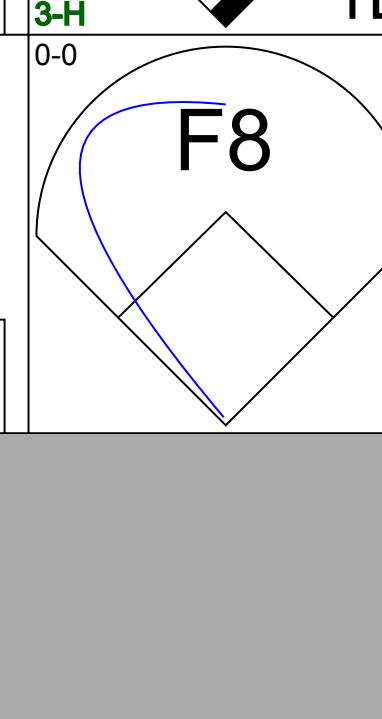
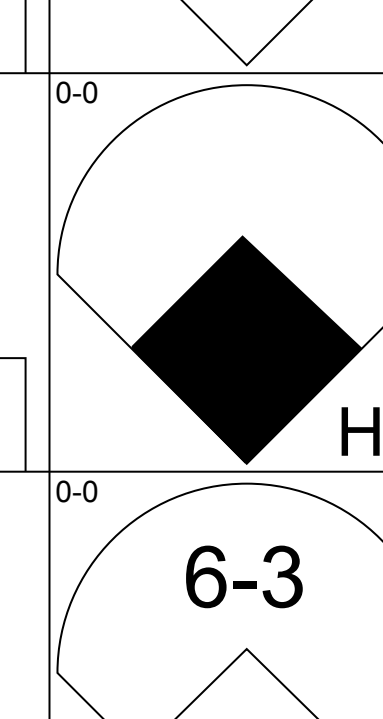
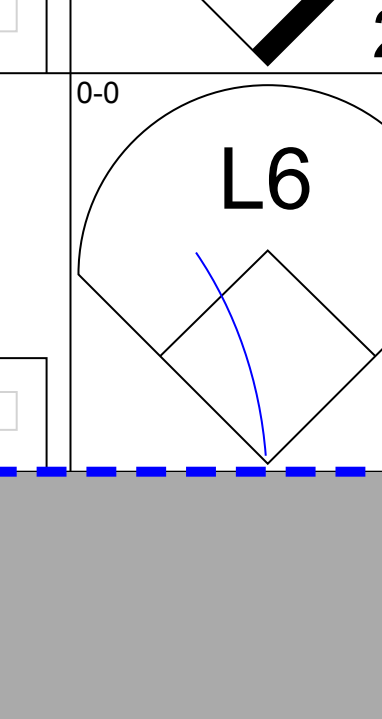
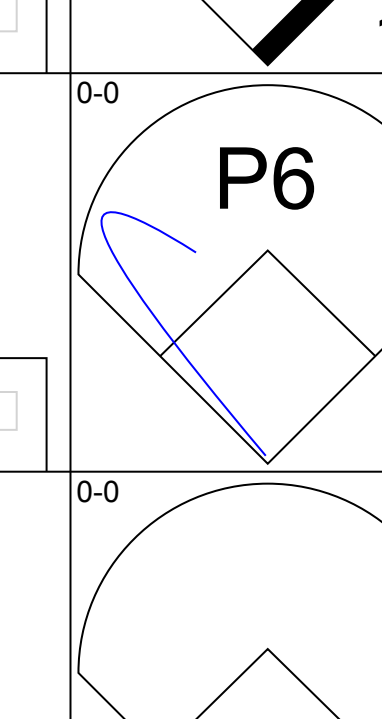
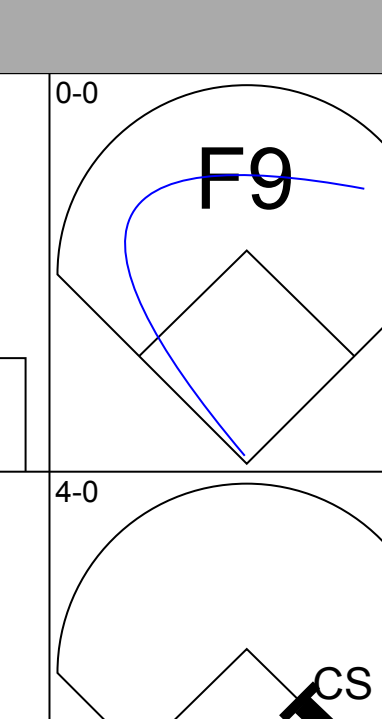
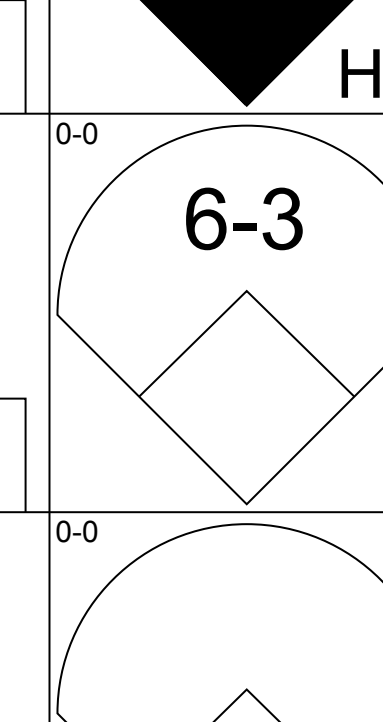
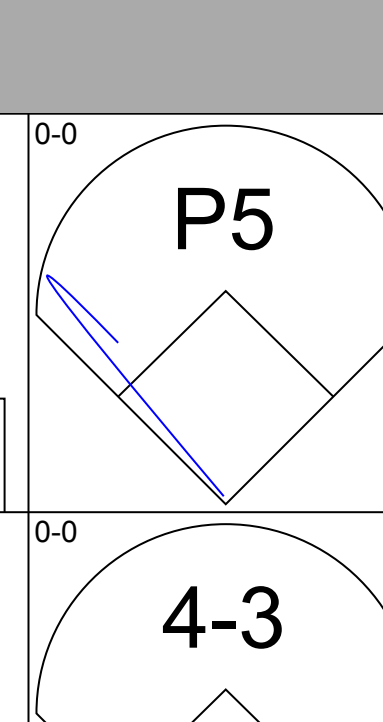
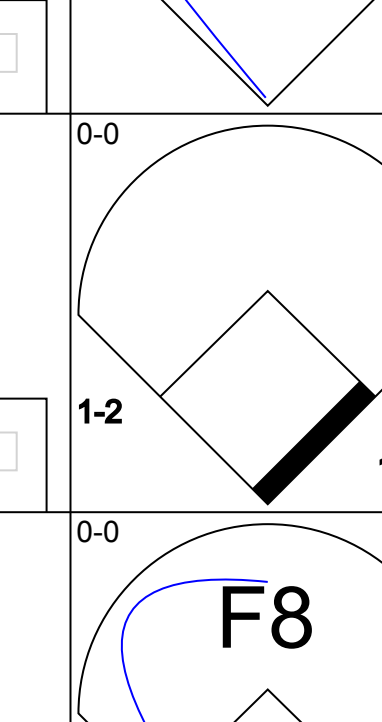
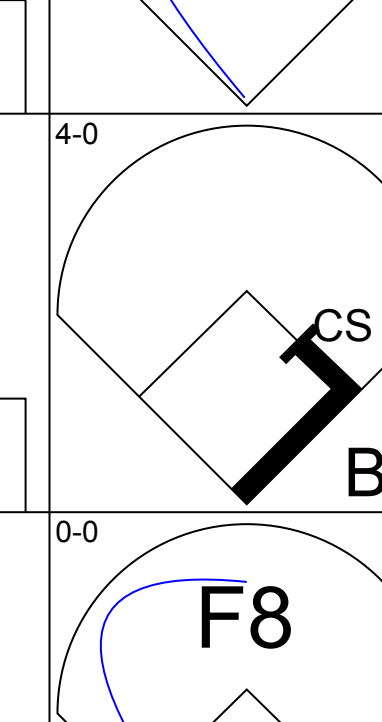

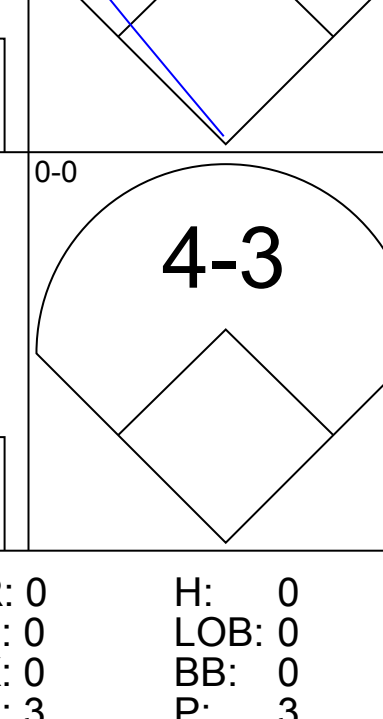
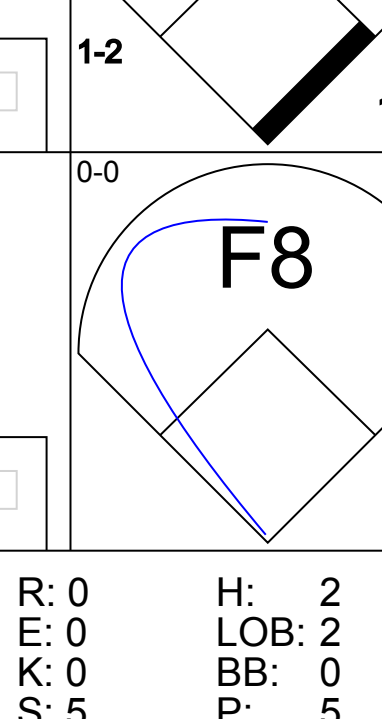
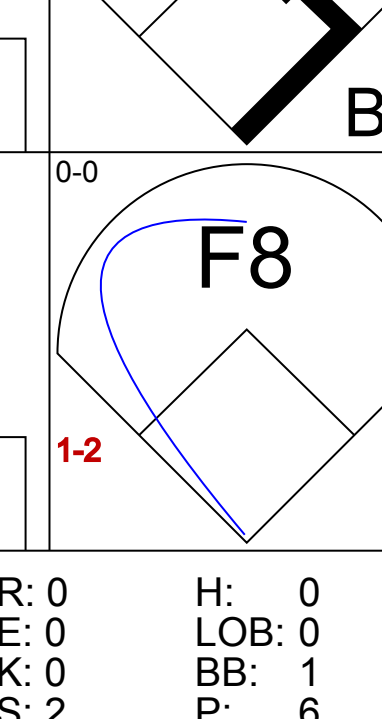


Montreal Expos - 1979

Batter	1	2	3	4	5	6	7	8	9	AB	R	H	RBI	BB	SO	LOB	TOP																					
Andre Dawson, R OBP: 0.200, SLG: 0.111										5	1	0	1	0	1	3	Montreal Expos @ Pittsburgh Pirates Three Rivers Stadium, Pittsburgh, PA Sat Apr 07 1979, 3:33 AM EST Att: 8,700 - Unknown																					
Rodney Scott, S OBP: 0.500, SLG: 0.429										4	0	2	2	1	0	0																						
Warren Cromartie, L OBP: 0.100, SLG: 0.100										5	1	1	0	0	0	4																						
Ellis Valentine, R OBP: 0.333, SLG: 0.143										4	0	1	0	0	1	2																						
Tony Perez, R OBP: 0.143, SLG: 0.143 Tom Hutton, L (7, PR)										3	0	1	0	0	0	2																						
Gary Carter, R OBP: 0.125, SLG: 0.500										4	0	0	0	0	0	5																						
Larry Parrish, R OBP: 0.375, SLG: 0.286										3	1	0	0	0	1	3																						
Chris Speier, R Tony Solaita, L Woodie Fryman, R Ken Macha, R Elias Sosa, R										2	0	0	0	0	0	0																						
Ross Grimsley, L Stan Bahnsen, R Jerry White, S Dan Schatzeder, L Jim Mason, L										1	0	0	0	0	0	0																						
Inning Stats	R: 0 E: 0 K: 1 S: 5	H: 1 LOB: 0 BB: 0 P: 5	R: 0 E: 0 K: 1 S: 5	H: 1 LOB: 0 BB: 0 P: 5	R: 0 E: 0 K: 0 S: 3	H: 0 LOB: 0 BB: 0 P: 3	R: 0 E: 0 K: 0 S: 3	H: 0 LOB: 1 BB: 1 P: 7	R: 0 E: 0 K: 1 S: 5	H: 0 LOB: 0 BB: 0 P: 5	R: 1 E: 1 K: 0 S: 4	H: 1 LOB: 0 BB: 0 P: 4	R: 1 E: 1 K: 1 S: 8	H: 2 LOB: 3 BB: 1 P: 12	R: 0 E: 1 K: 0 S: 4	H: 0 LOB: 1 BB: 0 P: 4		R: 4 E: 0 K: 0 S: 5	H: 2 LOB: 1 BB: 2 P: 14	1B: 5 2B: 1 3B: 1 HR: 0	SF: 0 SAC: 0 DP: 1 HBP: 1	WP: 2 PB: 0 SB: 0 CS: 1	PA: 39															
PITCHER	IP	WLS	BF	H	R	ER	SO	BB	IBB	HBP	BLK	WP	HR	S	P	ERA	WHIP	PITCHER				IP	WLS	BF	H	R	ER	SO	BB	IBB	HBP	BLK	WP	HR	S	P	ERA	WHIP
Don Robinson, R ERA: 2.16	(1, 1)	8.1	34	5	4	2	4	3	0	1	0	1	0	38	51	2.16	0.960																					
Kent Tekulve, R ERA: 7.71	(9, 1)	0.1	3	1	0	0	0	1	0	0	0	0	0	2	6	0.00	6.000																					
Grant Jackson, L ERA:	(9, 1)	0.1	W	2	1	2	2	0	0	0	0	1	0	2	2	54.00	3.000																					

AB	34
R	6
H	7
RBI	5
BB	4
SO	4
LOB	22



Batter	1	2	3	4	5	6	7	8	9	AB	R	H	RBI	BB	SO	LOB	BOTTOM																					
Frank Taveras, R OBP: 0.500, SLG: 0.500										5	1	2	0	0	0	1	Montreal Expos @ Pittsburgh Pirates Three Rivers Stadium, Pittsburgh, PA Sat Apr 07 1979, 3:33 AM EST Att: 8,700 - Unknown																					
Phil Garner, R OBP: 0.143, SLG: 0.286 Dale Berra, R										3	0	0	0	0	0	1																						
John Milner, L OBP: 0.500, SLG: 0.500 Matt Alexander, S										1	0	1	0	0	0	0																						
Dave Parker, L OBP: 0.333, SLG: 0.625										4	3	2	1	1	0	1																						
Bill Robinson, R OBP: 0.333, SLG: 0.625										4	1	2	2	1	0	2																						
Willie Stargell, L OBP: 0.333, SLG: 0.333										5	0	1	1	0	0	1																						
Rennie Stennett, R OBP: 0.250, SLG: 0.375										4	0	2	0	0	0	2																						
Steve Nicosia, R OBP: 0.200, SLG: 0.800										4	1	1	1	0	0	2																						
Omar Moreno, L OBP: 0.667, SLG: 0.600										3	0	1	0	1	0	0																						
Don Robinson, R OBP: 0.250, SLG: 0.250 Kent Tekulve, R Grant Jackson, S										4	0	1	0	0	0	3																						
Inning Stats	R: 1 E: 1 K: 0 S: 5	H: 3 LOB: 1 BB: 0 P: 5	R: 1 E: 0 K: 0 S: 5	H: 2 LOB: 1 BB: 0 P: 5	R: 2 E: 0 K: 0 S: 6	H: 3 LOB: 1 BB: 0 P: 6	R: 0 E: 0 K: 0 S: 3	H: 0 LOB: 0 BB: 0 P: 3	R: 0 E: 0 K: 0 S: 5	H: 2 LOB: 2 BB: 0 P: 5	R: 1 E: 0 K: 0 S: 5	H: 2 LOB: 1 BB: 1 P: 9	R: 0 E: 0 K: 0 S: 2	H: 0 LOB: 0 BB: 1 P: 6	R: 2 E: 1 K: 0 S: 4	H: 1 LOB: 1 BB: 1 P: 8	1B: 9 2B: 1 3B: 0 HR: 3	SF: 0 SAC: 1 DP: 0 HBP: 0	WP: 0 PB: 0 SB: 0 CS: 2	PA: 42																		
PITCHER	IP	WLS	BF	H	R	ER	SO	BB	IBB	HBP	BLK	WP	HR	S	P	ERA	WHIP	PITCHER				IP	WLS	BF	H	R	ER	SO	BB	IBB	HBP	BLK	WP	HR	S	P	ERA	WHIP
Ross Grimsley, L ERA: 13.5	(1, 1)	2.2	15	8	4	4	0	0	0	0	0	0	0	7	7	0.00	0.000																					
Stan Bahnsen, R ERA:	(3, 1)	2.1	7	0	0	0	0	0	0	0	0	0	0	7	7	0.00	0.000																					
Dan Schatzeder, L ERA:	(6, 1)	1.0	5	2	0	0	0	0	0	0	0	0	0	5	5	0.00	2.000																					
Woodie Fryman, L ERA: 4.5	(7, 1)	2.0	9	2	1	1	0	2	0	0	0	0	0	7	15	4.50	2.000																					
Elias Sosa, R ERA:	(9, 1)	0.2	L	5	1	2	0	0	0	0	0	0	0	4	8	0.00	3.000																					



Batter	1	2	3	4	5	6	7	8	9	AB	R	H	RBI	BB	SO	LOB	TOP										
Andre Dawson, R (1.8) OBP: 0.267, SLG: 0.429	F8		K						P3	5	1	2	3	0	1	1	Montreal Expos @ Pittsburgh Pirates Three Rivers Stadium, Pittsburgh, PA Sun Apr 08 1979, 3:33 AM EST Att: 8,680 - Unknown										
Rodney Scott, S (1.4) OBP: 0.600, SLG: 0.600	G3									3	1	2	0	2	1	1											
Warren Cromartie, L (1.7) OBP: 0.133, SLG: 0.133	G3									5	0	1	0	0	0	4											
Ellis Valentine, R (1.9) OBP: 0.214, SLG: 0.083	K									5	0	0	0	0	2	3											
Tony Solaita, L (1.3) OBP: 0.500, SLG: 0.250 Tom Hutton, L (8. PR) (8.3)		K								3	0	1	0	1	2	0											
Gary Carter, R (1.2) OBP: 0.167, SLG: 0.417	F7									4	0	1	0	0	1	1											
Ken Macha, R (1.5)	K									4	0	0	0	0	3	1											
Chris Speier, R (1.6) OBP: 0.300, SLG: 0.333										3	1	2	0	1	0	2											
Scott Sanderson, R (1.1) Rudy May, L (6.1) Jerry White, S (7. PH) OBP: 0.500, SLG: 1.500 David Palmer, R (7.1)			K							1	0	0	0	0	1	1											
										0	0	0	0	0	0	0											
										1	1	0	0	0	0	1											
										1	0	0	0	0	1	2											
Inning Stats	R: 0 E: 0 K: 1 S: 6	H: 1 LOB: 1 BB: 0 P: 6	R: 0 E: 0 K: 2 S: 7	H: 0 LOB: 0 BB: 0 P: 7	R: 0 E: 0 K: 2 S: 8	H: 1 LOB: 2 BB: 1 P: 12	R: 0 E: 0 K: 2 S: 7	H: 0 LOB: 0 BB: 0 P: 7	R: 1 E: 0 K: 2 S: 9	H: 2 LOB: 1 BB: 0 P: 9	R: 0 E: 0 K: 1 S: 6	H: 1 LOB: 1 BB: 0 P: 6	R: 3 E: 1 K: 0 S: 6	H: 3 LOB: 1 BB: 1 P: 10	R: 1 E: 0 K: 2 S: 8	H: 1 LOB: 2 BB: 1 P: 12	R: 0 E: 0 K: 0 S: 3	H: 0 LOB: 1 BB: 1 P: 7	1B: 6 2B: 2 3B: 0 HR: 1	SF: 0 SAC: 1 DP: 0 HBP: 0	WP: 1 PB: 1 CS: 0	PA: 40					
PITCHER	IP	WLS	BF	H	R	ER	SO	BB	IBB	HBP	BLK	WP	HR	S	P	ERA	WHIP										
Bruce Kison, R (1.1) ERA: 2.84	6.1		26	5	2	2	10	2	0	0	0	1	0	44	52	2.84	1.105										
Enrique Romo, R (7.1) ERA: 6.75	0.1	L	4	3	2	1	0	0	0	0	0	0	1	4	4	27.00	9.000										
Kent Tekulve, R (7.1) ERA: 6.75	0.1		1	0	0	0	0	0	0	0	0	0	0	1	1	0.00	0.000										
Ed Whitson, R (8.1) ERA: 4.5	2.0		9	1	1	1	2	2	0	0	0	0	0	11	19	4.50	1.500										


Batter	1	2	3	4	5	6	7	8	9	AB	R	H	RBI	BB	SO	LOB	BOTTOM										
Frank Taveras, R (1.6) OBP: 0.462, SLG: 0.538	P3								1-3	5	0	2	0	0	0	1	Montreal Expos @ Pittsburgh Pirates Three Rivers Stadium, Pittsburgh, PA Sun Apr 08 1979, 3:33 AM EST Att: 8,680 - Unknown										
Omar Moreno, L (1.8) OBP: 0.455, SLG: 0.400										5	0	1	0	0	0	2											
Dave Parker, L (1.9) OBP: 0.385, SLG: 0.545	F7									3	2	1	0	1	0	2											
Willie Stargell, L (1.3) OBP: 0.385, SLG: 0.615	F8									4	1	2	2	0	0	1											
Bill Robinson, R (1.7) OBP: 0.231, SLG: 0.455										3	0	0	1	0	0	0											
Rennie Stennett, R (1.4) OBP: 0.250, SLG: 0.273	F3									3	0	0	0	1	1	0											
Ed Ott, L (1.2) OBP: 0.429, SLG: 1.000	K									4	0	1	0	0	1	2											
Phil Garner, R (1.5) OBP: 0.273, SLG: 0.636										4	1	2	0	0	1	1											
Bruce Kison, R (1.1) Enrique Romo, R (7.1) Kent Tekulve, R (7.1) John Milner, L (7. PH) OBP: 0.333, SLG: 0.333 Ed Whitson, R (8.1) Lee Lacy, R (8. PH)										2	0	0	0	0	0	1											
										0	0	0	0	0	0	0											
										1	0	0	0	0	0	0											
										1	0	0	0	0	0	0											
Inning Stats	R: 0 E: 0 K: 0 S: 4	H: 1 LOB: 1 BB: 0 P: 4	R: 0 E: 0 K: 1 S: 5	H: 0 LOB: 0 BB: 0 P: 5	R: 1 E: 0 K: 0 S: 5	H: 2 LOB: 1 BB: 0 P: 5	R: 0 E: 0 K: 1 S: 5	H: 0 LOB: 0 BB: 0 P: 5	R: 0 E: 0 K: 1 S: 6	H: 1 LOB: 1 BB: 0 P: 6	R: 1 E: 0 K: 0 S: 4	H: 1 LOB: 2 BB: 2 P: 12	R: 0 E: 0 K: 1 S: 6	H: 1 LOB: 1 BB: 0 P: 6	R: 2 E: 0 K: 0 S: 6	H: 3 LOB: 1 BB: 0 P: 6	R: 0 E: 0 K: 0 S: 3	H: 0 LOB: 0 BB: 0 P: 3	1B: 4 2B: 3 3B: 1 HR: 1	SF: 1 SAC: 0 DP: 0 HBP: 0	WP: 0 PB: 0 CS: 0	PA: 38					
PITCHER	IP	WLS	BF	H	R	ER	SO	BB	IBB	HBP	BLK	WP	HR	S	P	ERA	WHIP										
Scott Sanderson, R (1.1) ERA: 3.18	5.2		24	5	2	2	3	2	0	0	1	0	0	28	36	3.18	1.235										
Rudy May, L (6.1) ERA:	0.1	W	1	0	0	0	0	0	0	0	0	0	0	1	1	0.00	0.000										
David Palmer, R (7.1) ERA: 6.0	3.0	S	13	4	2	2	1	0	0	0	0	0	1	15	15	6.00	1.333										

Batter	1	2	3	4	5	6	7	8	9	10	11	12	13	14	AB	R	H	RBI	BB	SO	LOB	TOP								
Andre Dawson, R OBP: 0.333, SLG: 0.600 (1, 8)	F6		SH1-4		F4		L1-3			G1-2-3 1B		F3-6-3 1B		CS 3B	6	0	3	1	0	0	2									
Rodney Scott, S OBP: 0.545, SLG: 0.533 (1, 4)	BB		SF8			K		K		G1-2-3 1B		K		CS 1B	5	0	2	1	1	3	1									
Warren Cromartie, L OBP: 0.227, SLG: 0.190 (1, 7)	F5		F7			FC5-4 1B		1B		G1-2-3 1B		F3-6-3		F9	6	0	2	0	1	0	5									
Ellis Valentine, R OBP: 0.150, SLG: 0.056 (1, 9)	P4			P4		FC5-4 1B		F8		G1-2-3				E5 CS	6	1	0	0	0	0	6									
Tony Perez, R OBP: 0.154, SLG: 0.154 (1, 3)		F9		K				K		K				K	6	0	1	1	0	4	4									
Gary Carter, R OBP: 0.333, SLG: 0.471 (1, 2)	P2					F8								BB	5	0	3	0	1	0	1									
Larry Parrish, R OBP: 0.250, SLG: 0.182 (1, 5)	K			K				K		SH1-4 1B				F4	4	0	0	0	0	3	2									
Chris Speier, R OBP: 0.438, SLG: 0.533 (1, 6)			SH1-4 SF8 1B		L1-4 2B			1B		F9				F6-3	6	1	4	0	0	0	1									
Bill Lee, L OBP: 0.303, SLG: 0.330 (8, PH)			FC6 SH1-4		L1-4 2-3			1-3 1B		L7				3B 1B	3	0	1	0	0	0	2									
Inning Stats	R: 0 E: 0 K: 0 S: 3	H: 0 LOB: 1 BB: 1 P: 7	R: 0 E: 0 K: 1 S: 5	H: 0 LOB: 0 BB: 0 P: 5	R: 1 E: 1 K: 0 S: 5	H: 1 LOB: 1 BB: 0 P: 5	R: 0 E: 0 K: 2 S: 8	H: 1 LOB: 1 BB: 0 P: 8	R: 0 E: 0 K: 1 S: 7	H: 2 LOB: 1 BB: 0 P: 7	R: 0 E: 0 K: 1 S: 6	H: 2 LOB: 1 BB: 0 P: 6	R: 0 E: 0 K: 1 S: 8	H: 1 LOB: 1 BB: 0 P: 8	R: 0 E: 0 K: 1 S: 4	H: 1 LOB: 1 BB: 1 P: 4	R: 0 E: 0 K: 1 S: 6	H: 2 LOB: 1 BB: 1 P: 10	R: 0 E: 0 K: 1 S: 6	H: 2 LOB: 1 BB: 0 P: 6	R: 0 E: 0 K: 1 S: 5	H: 1 LOB: 0 BB: 1 P: 5	R: 0 E: 1 K: 1 S: 5	H: 0 LOB: 1 BB: 1 P: 9	R: 0 E: 0 K: 0 S: 5	H: 3 LOB: 1 BB: 0 P: 5	1B: 14 2B: 4 3B: 1 HR: 0	SF: 1 SAC: 3 DP: 4 HBP: 0	WP: 0 PB: 0 SB: 1 CS: 3	PA: 57
PITCHER	IP	WLS	BF	H	R	ER	SO	BB	IBB	HBP	BLK	WP	HR	S	P	ERA	WHIP													
Craig Swan, R ERA: 2.12	9.0		36	9	2	0	7									0.00	1.111													
Skip Lockwood, R ERA:	2.0	W	9	4	0	0	2	0	1	0	0	0	0	0	12	16	0.00	2.000												
Dale Murray, R ERA: 3.86	3.0	L	12	4	1	1	2	1	0	0	0	0	0	0	15	19	3.00	1.667												

Montreal Expos @ New York Mets
Shea Stadium, Flushing, NY
Tue Apr 10 1979, 3:33 AM EST
Att: 10,406 - Unknown

livebaseballscorecards.com

AB 50
R 3
H 17
RBI 17
BB 3
SO 11
LOB 26




Batter	1	2	3	4	5	6	7	8	9	10	11	12	13	14	AB	R	H	RBI	BB	SO	LOB	BOTTOM										
Lee Mazzilli, S OBP: 0.625, SLG: 0.846 (1, 8)	F8 1B E BB													L5	4	1	2	1	2	1	0											
Dale Murray, R (12, 1)		2-3 1B													0	0	0	0	0	0	0											
Ron Hodges, L (14, PH)				1-2 2-H 1B											1	0	0	0	0	0	0											
Kelvin Chapman, R OBP: 0.353, SLG: 0.375 (1, 4)				F8						6-3				K	7	0	2	0	0	2	6											
Richie Hebner, L OBP: 0.375, SLG: 0.667 (1, 5)	F8									F7				F9	6	0	0	0	0	1	3											
John Stearns, R OBP: 0.200, SLG: 0.167 (1, 2)	E5 FC4			F2						6-3				6-3	6	0	1	1	0	0	2											
Willie Montanez, L OBP: 0.267, SLG: 0.286 (1, 3)	K			F9						F6					5	0	1	0	1	1	2											
Steve Henderson, R OBP: 0.423, SLG: 0.143 (1, 7)	FC4			6-3						F7				K	6	0	0	0	0	2	5											
Elliott Maddox, R OBP: 0.273, SLG: 0.300 (10, PH)				6-3						FC6-4				F6	4	0	0	0	0	0	1											
Ed Kranepool, L OBP: 1.000, SLG: 1.000 (12, 8)										1-2 1B					1	0	1	0	0	0	0											
Doug Flynn, R OBP: 0.286, SLG: 0.231 (1, 6)	F6-3									F5				K	6	1	1	0	0	1	1											
Craig Swan, R OBP: 0.573, SLG: 0.571 (8, PH)				1B 1B						1B				F4-3	3	0	2	0	0	1	1											
Bruce Boicclair, L OBP: 1.000, SLG: 3.000 (10, 1)										K				6-3	1	0	1	0	0	0	0											
Skip Lockwood, R (10, 1)										K					0	0	0	0	0	0	0											
Joel Youngblood, R OBP: 0.250, SLG: 0.250 (12, 9)										CS 3B					2	0	0	0	0	0	0											
Inning Stats	R: 1 E: 1 K: 1 S: 7	H: 1 LOB: 2 BB: 1 P: 11	R: 0 E: 0 K: 1 S: 7	H: 2 LOB: 2 BB: 0 P: 7	R: 0 E: 0 K: 1 S: 5	H: 0 LOB: 0 BB: 0 P: 5	R: 1 E: 0 K: 0 S: 6	H: 3 LOB: 2 BB: 0 P: 6	R: 0 E: 0 K: 0 S: 8	H: 0 LOB: 0 BB: 0 P: 8	R: 0 E: 0 K: 0 S: 3	H: 1 LOB: 1 BB: 1 P: 4	R: 0 E: 0 K: 1 S: 5	H: 1 LOB: 0 BB: 0 P: 5	R: 0 E: 0 K: 1 S: 6	H: 0 LOB: 0 BB: 0 P: 10	R: 0 E: 0 K: 1 S: 5	H: 1 LOB: 0 BB: 1 P: 3	R: 0 E: 0 K: 0 S: 4	H: 1 LOB: 1 BB: 0 P: 4	R: 0 E: 0 K: 1 S: 5	H: 0 LOB: 0 BB: 0 P: 5	R: 0 E: 0 K: 0 S: 3	H: 1 LOB: 0 BB: 1 P: 3	R: 0 E: 0 K: 0 S: 4	H: 1 LOB: 1 BB: 0 P: 4	R: 0 E: 0 K: 1 S: 5	H: 0 LOB: 0 BB: 0 P: 5	1B: 8 2B: 2 3B: 1 HR: 0	SF: 0 SAC: 0 DP: 1 HBP: 0	WP: 0 PB: 0 SB: 0 CS: 2	PA: 56
PITCHER	IP	WLS	BF	H	R	ER	SO	BB	IBB	HBP	BLK	WP	HR	S	P	ERA	WHIP															
Bill Lee, L ERA: 2.25	8.0		34	7	2	0	5									2.25	1.000															
Elias Sosa, R ERA:	2.0	W	9	2	0	0	2	0	2	0	0	0	0	11	19	0.00	1.000															
David Palmer, R ERA: 3.0	3.0	W	10	2	0	0	1	0	0	0	0	0	0	12	12	0.00	0.667															
Stan Bahnsen, R ERA:	1.0	S	3	0	0	0	1	0	0	0	0	0	0	5	5	0.00	0.000															

Montreal Expos @ New York Mets
Shea Stadium, Flushing, NY
Tue Apr 10 1979, 3:33 AM EST
Att: 10,406 - Unknown

livebaseballscorecards.com

AB 53
R 2
H 11
RBI 12
BB 3
SO 9
LOB 23




Batter	1	2	3	4	5	6	7	8	9	10	11	AB	R	H	RBI	BB	SO	LOB	TOP			
Andre Dawson, R OBP: 0.346, SLG: 0.600	K		K		K			SH3-4 2B		K		5	0	2	0	0	3	1				
Rodney Scott, S OBP: 0.500, SLG: 0.444	F8		1B BB		FC6-4			SH3-4		F8		3	0	0	0	1	0	1				
Warren Cromartie, L OBP: 0.222, SLG: 0.192	G3		K					1-3		K		5	0	1	0	0	2	4				
Elis Valentine, R OBP: 0.160, SLG: 0.087		L7						G5-4-3 1B		F7		5	0	1	1	0	0	2				
Tony Perez, R OBP: 0.167, SLG: 0.333		5-3						K		5-3		5	1	1	1	0	1	0				
Gary Carter, R OBP: 0.394, SLG: 0.450		2B BB						F6		F6		3	1	1	0	1	0	0				
Duffy Dyer, R (9, 2)		2B BB						E1 1B		F6		1	0	0	0	0	0	0				
Larry Parrish, R OBP: 0.294, SLG: 0.313								K		E1		5	0	2	1	0	1	1				
Chris Speier, R OBP: 0.476, SLG: 0.556										E1		3	0	1	0	2	0	0				
Steve Rogers, R OBP: 0.500, SLG: 0.600								2B		IBB		2	1	1	0	1	0	1				
Dave Cash, R (9, PH)								1-3		K		0	0	0	0	0	1	2				
Elias Sosa, R (9, 1)												0	0	0	0	0	0	0				
Woodie Fryman, R (11, 1)												0	0	0	0	0	0	0				
Stan Bahnsen, R (11, 1)												0	0	0	0	0	0	0				
Inning Stats	R: 0 E: 0 K: 1 S: 5	H: 0 LOB: 0 BB: 0 P: 5	R: 1 E: 0 K: 0 S: 3	H: 1 LOB: 1 BB: 1 P: 7	R: 1 E: 0 K: 1 S: 7	H: 3 LOB: 2 BB: 1 P: 11	R: 0 E: 0 K: 0 S: 3	H: 0 LOB: 0 BB: 0 P: 3	R: 0 E: 0 K: 1 S: 5	H: 1 LOB: 1 BB: 0 P: 9	R: 0 E: 0 K: 1 S: 6	H: 1 LOB: 1 BB: 0 P: 6	R: 0 E: 0 K: 0 S: 4	H: 1 LOB: 1 BB: 0 P: 4	R: 0 E: 0 K: 2 S: 7	H: 0 LOB: 0 BB: 0 P: 7	R: 1 E: 0 K: 0 S: 4	H: 2 LOB: 1 BB: 1 P: 8	1B: 5 2B: 4 3B: 0 HR: 1	SF: 0 SAC: 1 DP: 1 HBP: 0	WP: 1 PB: 0 SB: 1 CS: 0	PA: 45
PITCHER	IP ERA WLS BF H R ER SO BB IBB HBP BLK WP HR S P ERA WHIP	9.0 2.0 L 8 2 1 1 2 0 1 0 0 1 1 11 15 4.50 1.000																				

Montreal Expos @ New York Mets
Shea Stadium, Flushing, NY
Wed Apr 11 1979, 3:33 AM EST
Att: 5,980 - Unknown

livebaseballscorecards.com

AB 38
R 3
H 10
RBI 3
BB 5
SO 8
LOB 12




Batter	1	2	3	4	5	6	7	8	9	10	11	AB	R	H	RBI	BB	SO	LOB	BOTTOM		
Lee Mazzilli, S OBP: 0.545, SLG: 0.667	4-3		F6		G3					5-3 SH3 1B	F7	5	0	1	0	1	0	2			
Kelvin Chapman, R OBP: 0.319, SLG: 0.300	F7		5-3					L4		SH3	FC5	4	0	0	0	1	0	2			
Richie Hebner, L OBP: 0.381, SLG: 0.556	F8		4-3					1B WP SF8 HBP	4-3			3	1	0	0	1	0	3			
John Stearns, R OBP: 0.263, SLG: 0.250												4	1	2	0	0	0	0			
Ron Hodges, L (9, 2)												1	0	0	0	0	0	2			
Willie Montanez, L OBP: 0.250, SLG: 0.235												3	0	0	1	1	1	1			
Steve Henderson, R OBP: 0.300, SLG: 0.283												5	0	3	1	0	2	4			
Elliott Maddox, R OBP: 0.375, SLG: 0.308												3	0	1	0	0	0	1			
Doug Flynn, R OBP: 0.222, SLG: 0.176												4	0	0	0	0	0	4			
Gil Flores, R OBP: 1.000, SLG: 1.000												1	0	1	0	0	0	0			
Pete Falcone, L (1, 1)												2	0	0	0	0	0	2			
Ed Kranepool, L (9, PH)												1	0	0	0	0	0	1			
Skip Lockwood, R (10, 1)												0	0	0	0	0	0	0			
Bruce Boisclair, L OBP: 1.000, SLG: 3.000												0	0	0	0	0	0	0			
Joel Youngblood, R OBP: 0.400, SLG: 0.400												1	0	1	0	0	0	0			
Inning Stats	R: 0 E: 0 K: 0 S: 3	H: 0 LOB: 0 BB: 0 P: 3	R: 1 E: 0 K: 0 S: 5	H: 2 LOB: 2 BB: 0 P: 6	R: 0 E: 0 K: 0 S: 3	H: 0 LOB: 0 BB: 0 P: 3	R: 0 E: 0 K: 1 S: 6	H: 1 LOB: 1 BB: 0 P: 6	R: 0 E: 0 K: 0 S: 3	H: 0 LOB: 3 BB: 2 P: 12	R: 0 E: 0 K: 0 S: 3	H: 1 LOB: 0 BB: 0 P: 3	R: 0 E: 0 K: 1 S: 6	H: 1 LOB: 3 BB: 2 P: 14	R: 0 E: 0 K: 0 S: 5	H: 2 LOB: 2 BB: 0 P: 5	1B: 9 2B: 0 3B: 0 HR: 0	SF: 1 SAC: 2 DP: 1 HBP: 3	WP: 2 PB: 0 SB: 2 CS: 1	PA: 48	
PITCHER	IP ERA WLS BF H R ER SO BB IBB HBP BLK WP HR S P ERA WHIP	8.0 2.25 W 11 3 0 0 1 0 2 0 0 0 0 2 2 0.00 0.875																			

Montreal Expos @ New York Mets
Shea Stadium, Flushing, NY
Wed Apr 11 1979, 3:33 AM EST
Att: 5,980 - Unknown

livebaseballscorecards.com

AB 37
R 2
H 9
RBI 2
BB 4
SO 3
LOB 22



Batter	1	2	3	4	5	6	7	8	9	AB	R	H	RBI	BB	SO	LOB	TOP			
Ivan De Jesus, R OBP: 0.300, SLG: 0.368	6-3		5-3					F8		4	0	1	0	0	0	0	Chicago Cubs @ Montreal Expos Olympic Stadium, Montreal, QB Sat Apr 14 1979, 3:33 AM EST Att: 35,654 - Unknown			
Ted Sizemore, R OBP: 0.526, SLG: 0.500	F8		4-0				1-2 1B	F6		3	0	0	0	1	0	2				
Bill Buckner, L OBP: 0.211, SLG: 0.176										4	0	1	0	0	0	1				
Dave Kingman, R OBP: 0.312, SLG: 0.600	F4									4	0	0	0	0	1	1				
Bobby Murcer, L OBP: 0.313, SLG: 0.214 Steve Dillard, R (9, PR)										4	0	2	0	0	0	0				
Steve Ontiveros, S OBP: 0.471, SLG: 0.500										4	0	1	0	0	0	1				
Jerry Martin, R OBP: 0.353, SLG: 0.438										4	0	1	0	0	0	2				
Barry Foote, R OBP: 0.154, SLG: 0.083										2	0	0	0	1	0	1				
Rick Reuschel, R (8, PH) Gene Clines, R OBP: 0.333, SLG: 0.333 Willie Hernandez, L (8, 1)										2	0	0	0	0	0	1				
										1	0	0	0	0	0	0				
										0	0	0	0	0	0	0				
Inning Stats	R: 0 E: 0 K: 0 S: 4	H: 1 LOB: 1 BB: 0 P: 4	R: 0 E: 0 K: 0 S: 4	H: 1 LOB: 1 BB: 0 P: 4	R: 0 E: 0 K: 0 S: 3	H: 0 LOB: 1 BB: 1 P: 7	R: 0 E: 0 K: 0 S: 3	H: 1 LOB: 0 BB: 0 P: 3	R: 0 E: 0 K: 0 S: 4	H: 1 LOB: 2 BB: 1 P: 8	R: 0 E: 0 K: 0 S: 3	H: 0 LOB: 0 BB: 0 P: 3	R: 0 E: 0 K: 0 S: 3	H: 0 LOB: 0 BB: 0 P: 3	R: 0 E: 0 K: 1 S: 7	H: 2 LOB: 2 BB: 0 P: 7	1B: 4 2B: 2 3B: 0 HR: 0	SF: 0 SAC: 0 DP: 1 HBP: 0	WP: 0 PB: 0 SB: 0 CS: 0	PA: 34
PITCHER	IP WLS BF H R ER SO BB IBB HBP BLK WP HR S P ERA WHIP	8.2 W 33 6 0 0 1 2 0 0 0 0 0 0 33 41 0.00 0.923	0.1 S 1 0 0 0 0 0 0 0 0 0 0 0 1 1 0.00 0.000																	

Batter	1	2	3	4	5	6	7	8	9	AB	R	H	RBI	BB	SO	LOB	BOTTOM			
Andre Dawson, R OBP: 0.333, SLG: 0.655	F8		F5							4	1	1	1	0	0	1	Chicago Cubs @ Montreal Expos Olympic Stadium, Montreal, QB Sat Apr 14 1979, 3:33 AM EST Att: 35,654 - Unknown			
Rodney Scott, S OBP: 0.533, SLG: 0.476	G3									3	1	2	0	1	0	0				
Warren Cromartie, L OBP: 0.250, SLG: 0.267	F9									4	0	2	0	0	0	1				
Ellis Valentine, R OBP: 0.138, SLG: 0.074										4	0	0	0	0	1	4				
Tony Perez, R OBP: 0.190, SLG: 0.300										2	0	0	0	1	2	1				
Gary Carter, R OBP: 0.320, SLG: 0.409	F4									2	0	0	1	0	1	0				
Larry Parrish, R OBP: 0.250, SLG: 0.263										3	0	0	0	0	0	2				
Chris Speier, R OBP: 0.458, SLG: 0.500										2	0	0	0	0	0	0				
Ross Grimsley, L Elias Sosa, R (9, 1)										3	0	0	0	0	2	1				
										0	0	0	0	0	0	0				
Inning Stats	R: 0 E: 0 K: 0 S: 3	H: 0 LOB: 0 BB: 0 P: 3	R: 0 E: 0 K: 1 S: 5	H: 0 LOB: 0 BB: 0 P: 5	R: 0 E: 0 K: 1 S: 6	H: 0 LOB: 1 BB: 0 P: 6	R: 0 E: 0 K: 1 S: 6	H: 2 LOB: 1 BB: 0 P: 6	R: 0 E: 0 K: 1 S: 5	H: 0 LOB: 1 BB: 0 P: 6	R: 2 E: 0 K: 1 S: 8	H: 3 LOB: 2 BB: 1 P: 12	R: 0 E: 0 K: 1 S: 5	H: 0 LOB: 0 BB: 0 P: 5	R: 0 E: 0 K: 0 S: 2	H: 0 LOB: 0 BB: 1 P: 6	1B: 3 2B: 1 3B: 0 HR: 1	SF: 1 SAC: 0 DP: 0 HBP: 1	WP: 1 PB: 0 SB: 2 CS: 2	PA: 31
PITCHER	IP WLS BF H R ER SO BB IBB HBP BLK WP HR S P ERA WHIP	7.0 L 28 5 2 2 6 1 1 1 38 43 0.00 0.714	1.0 3 0 0 0 0 1 0 0 0 0 0 0 2 6 0.00 1.000																	



Batter	1	2	3	4	5	6	7	8	9	AB	R	H	RBI	BB	SO	LOB	TOP				
Ivan De Jesus, R OBP: 0.333, SLG: 0.478 (1, 6)	SH3 SF7 2B		K			FC1-5 2B	F9			4	1	2	0	0	1	1					
Ted Sizemore, R OBP: 0.455, SLG: 0.412 (1, 4)	SH3 2-3		F5			FC1-5-4 2B		B1		3	1	0	0	0	0	1					
Bill Buckner, L OBP: 0.217, SLG: 0.250 (1, 3)	SF7 3-H			6-3		WP HR 2B		L7		3	1	1	2	0	0	0					
Dave Kingman, R OBP: 0.381, SLG: 0.684 Sam Mejias, R (8, 7)	5-3			F2		HR		K		4	1	1	2	0	1	0					
Bobby Murcer, L OBP: 0.400, SLG: 0.250 (1, 9)		E 1B G6-4-3 BB		CS BB		FC6-4 1B		F4		2	1	1	0	2	0	0					
Steve Ontiveros, S OBP: 0.425, SLG: 0.444 (1, 5)		E8 G6-4-3 1B		CS 1-2		FC6-4 1-2		L9		4	0	1	0	0	0	1					
Jerry Martin, R OBP: 0.333, SLG: 0.400 (1, 8)		G6-4-3 1-2 3-H		K		K		6-3		4	0	1	0	0	1	1					
Barry Foote, R OBP: 0.125, SLG: 0.067 (1, 2)		K		K		FC7-4 1B		FC7-4 1-2		3	0	0	0	0	2	1					
Lynn McGlothen, L (1, 1)			5-3			6-3		B1		3	0	0	0	0	0	1					
Inning Stats	R: 1 E: 0 K: 0 S: 4	H: 1 LOB: 0 BB: 4	R: 1 E: 1 K: 1 S: 5	H: 1 LOB: 0 BB: 1 P: 9	R: 0 E: 0 K: 1 S: 5	H: 0 LOB: 0 BB: 0 P: 5	R: 0 E: 0 K: 0 S: 2	H: 0 LOB: 0 BB: 1 P: 6	R: 0 E: 0 K: 2 S: 7	H: 0 LOB: 0 BB: 0 P: 7	R: 0 E: 0 K: 0 S: 4	H: 1 LOB: 1 BB: 0 P: 4	R: 0 E: 0 K: 1 S: 5	H: 0 LOB: 0 BB: 0 P: 5	R: 0 E: 0 K: 0 S: 3	H: 0 LOB: 0 BB: 0 P: 3	1B: 3 2B: 3 3B: 0 HR: 1	SF: 1 SAC: 1 DP: 1 HBP: 0	WP: 1 PB: 0 SB: 0 CS: 1	PA: 35	
PITCHER	IP WLS BF H R ER SO BB IBB HBP BLK WP HR S P ERA WHIP	IP WLS BF H R ER SO BB IBB HBP BLK WP HR S P ERA WHIP	IP WLS BF H R ER SO BB IBB HBP BLK WP HR S P ERA WHIP	IP WLS BF H R ER SO BB IBB HBP BLK WP HR S P ERA WHIP	IP WLS BF H R ER SO BB IBB HBP BLK WP HR S P ERA WHIP	IP WLS BF H R ER SO BB IBB HBP BLK WP HR S P ERA WHIP	IP WLS BF H R ER SO BB IBB HBP BLK WP HR S P ERA WHIP	IP WLS BF H R ER SO BB IBB HBP BLK WP HR S P ERA WHIP	IP WLS BF H R ER SO BB IBB HBP BLK WP HR S P ERA WHIP	IP WLS BF H R ER SO BB IBB HBP BLK WP HR S P ERA WHIP	IP WLS BF H R ER SO BB IBB HBP BLK WP HR S P ERA WHIP	IP WLS BF H R ER SO BB IBB HBP BLK WP HR S P ERA WHIP	IP WLS BF H R ER SO BB IBB HBP BLK WP HR S P ERA WHIP	IP WLS BF H R ER SO BB IBB HBP BLK WP HR S P ERA WHIP	IP WLS BF H R ER SO BB IBB HBP BLK WP HR S P ERA WHIP	IP WLS BF H R ER SO BB IBB HBP BLK WP HR S P ERA WHIP	IP WLS BF H R ER SO BB IBB HBP BLK WP HR S P ERA WHIP	IP WLS BF H R ER SO BB IBB HBP BLK WP HR S P ERA WHIP	IP WLS BF H R ER SO BB IBB HBP BLK WP HR S P ERA WHIP	IP WLS BF H R ER SO BB IBB HBP BLK WP HR S P ERA WHIP	IP WLS BF H R ER SO BB IBB HBP BLK WP HR S P ERA WHIP
Steve Rogers, R ERA: 3.27 (1, 1)	6.0 L 24 6 5 4 4 2 0 0 0 1 1 30 38 6.00 1.333																				
Rudy May, L ERA: (7, 1)	2.0 7 1 0 0 1 0 0 0 0 0 0 9 9 0.00 0.500																				
Dan Schatzeder, L ERA: (9, 1)	1.0 3 0 0 0 0 0 0 0 0 0 0 3 3 0.00 0.000																				

Chicago Cubs @ Montreal Expos
Olympic Stadium, Montreal, QB
Sun Apr 15 1979, 3:33 AM EST
Att: 13,014 - Unknown

AB 30
R 5
H 7
RBI 4
BB 2
SO 5
LOB 6



Batter	1	2	3	4	5	6	7	8	9	AB	R	H	RBI	BB	SO	LOB	BOTTOM				
Andre Dawson, R OBP: 0.294, SLG: 0.576 (1, 8)	5-3		F7			G5-4-3 1-2		K		4	0	0	0	0	1	3					
Rodney Scott, S OBP: 0.471, SLG: 0.400 (1, 4)	4-3		F4			L8		F4		4	0	0	0	0	0	2					
Warren Cromartie, L OBP: 0.297, SLG: 0.265 (1, 7)				3-1				1B SF8 1B		4	1	1	0	0	0	0					
Ellis Valentine, R OBP: 0.182, SLG: 0.129 (1, 9)		6-3		F8						4	0	2	0	0	0	0					
Tony Perez, R OBP: 0.160, SLG: 0.250 (1, 3)		F9		6-3				K		4	0	0	0	0	1	3					
Gary Carter, R OBP: 0.286, SLG: 0.375 (1, 2)		F4			F5			SF8		2	0	0	1	0	0	0					
Larry Parrish, R OBP: 0.217, SLG: 0.227 (1, 5)			F8		F7			L9		3	0	0	0	0	0	1					
Chris Speier, R OBP: 0.444, SLG: 0.478 (1, 6)					F8			F5		3	0	1	0	0	0	0					
Steve Rogers, R OBP: 0.571, SLG: 0.667 Jerry White, S OBP: 0.750, SLG: 1.250 Rudy May, L Tom Hutton, L Dan Schatzeder, L (6, PH) (8, PH) (9, 1)						G5-4-3 1B		3-1		1	0	1	0	0	0	0					
Inning Stats	R: 0 E: 0 K: 0 S: 3	H: 0 LOB: 0 BB: 0 P: 3	R: 0 E: 0 K: 0 S: 3	H: 0 LOB: 0 BB: 0 P: 3	R: 0 E: 0 K: 0 S: 5	H: 2 LOB: 2 BB: 0 P: 5	R: 0 E: 0 K: 0 S: 3	H: 0 LOB: 0 BB: 0 P: 3	R: 0 E: 0 K: 1 S: 7	H: 1 LOB: 1 BB: 0 P: 7	R: 1 E: 0 K: 1 S: 5	H: 2 LOB: 1 BB: 0 P: 5	R: 0 E: 0 K: 1 S: 4	H: 1 LOB: 1 BB: 0 P: 4	R: 0 E: 0 K: 0 S: 3	H: 1 LOB: 0 BB: 0 P: 4	1B: 6 2B: 0 3B: 0 HR: 0	SF: 1 SAC: 0 DP: 1 HBP: 0	WP: 0 PB: 0 SB: 0 CS: 0	PA: 32	
PITCHER	IP WLS BF H R ER SO BB IBB HBP BLK WP HR S P ERA WHIP	IP WLS BF H R ER SO BB IBB HBP BLK WP HR S P ERA WHIP	IP WLS BF H R ER SO BB IBB HBP BLK WP HR S P ERA WHIP	IP WLS BF H R ER SO BB IBB HBP BLK WP HR S P ERA WHIP	IP WLS BF H R ER SO BB IBB HBP BLK WP HR S P ERA WHIP	IP WLS BF H R ER SO BB IBB HBP BLK WP HR S P ERA WHIP	IP WLS BF H R ER SO BB IBB HBP BLK WP HR S P ERA WHIP	IP WLS BF H R ER SO BB IBB HBP BLK WP HR S P ERA WHIP	IP WLS BF H R ER SO BB IBB HBP BLK WP HR S P ERA WHIP	IP WLS BF H R ER SO BB IBB HBP BLK WP HR S P ERA WHIP	IP WLS BF H R ER SO BB IBB HBP BLK WP HR S P ERA WHIP	IP WLS BF H R ER SO BB IBB HBP BLK WP HR S P ERA WHIP	IP WLS BF H R ER SO BB IBB HBP BLK WP HR S P ERA WHIP	IP WLS BF H R ER SO BB IBB HBP BLK WP HR S P ERA WHIP	IP WLS BF H R ER SO BB IBB HBP BLK WP HR S P ERA WHIP	IP WLS BF H R ER SO BB IBB HBP BLK WP HR S P ERA WHIP	IP WLS BF H R ER SO BB IBB HBP BLK WP HR S P ERA WHIP	IP WLS BF H R ER SO BB IBB HBP BLK WP HR S P ERA WHIP	IP WLS BF H R ER SO BB IBB HBP BLK WP HR S P ERA WHIP	IP WLS BF H R ER SO BB IBB HBP BLK WP HR S P ERA WHIP	IP WLS BF H R ER SO BB IBB HBP BLK WP HR S P ERA WHIP
Lynn McGlothen, R ERA: 3.46 (1, 1)	9.0 W 32 6 1 1 2 0 0 0 0 0 36 36 1.00 0.667																				

Chicago Cubs @ Montreal Expos
Olympic Stadium, Montreal, QB
Sun Apr 15 1979, 3:33 AM EST
Att: 13,014 - Unknown


AB 31
R 1
H 6
RBI 1
BB 0
SO 2
LOB 9



Batter	1	2	3	4	5	6	7	8	9	AB	R	H	RBI	BB	SO	LOB	TOP			
Ivan De Jesus, R OBP: 0.286, SLG: 0.407	0-0 6-3			0-0 6-3		0-0 F7			0-0 F8	4	0	0	0	0	0	1				
Ted Sizemore, R OBP: 0.440, SLG: 0.368 Mike Vail, R (9, PH)	0-0 F2			0-0 4-3			4-0 BB		0-0 6-3	2	0	0	0	1	0	0				
Bill Buckner, L OBP: 0.222, SLG: 0.250	0-0 F9			0-0 G3			0-0 F7		0-0 FC4-6 1B	4	0	1	0	0	0	1				
Dave Kingman, R OBP: 0.360, SLG: 0.591		0-0 5-3			0-0 5-3			4-0 FC5-4 BB	0-0 FC4-6 1-2	3	0	0	0	1	0	1				
Bobby Murcer, L OBP: 0.348, SLG: 0.211		0-0 G3			0-0 F5		0-3 K			3	0	0	0	0	1	2				
Steve Ontiveros, S OBP: 0.375, SLG: 0.381		0-0 5-3			0-0 F9		0-0 FC5-4 1-2			3	0	0	0	0	0	2				
Jerry Martin, R OBP: 0.292, SLG: 0.348			0-0 F7			0-0 1-3			0-0 6-3	3	0	0	0	0	0	0				
Barry Foote, R OBP: 0.156, SLG: 0.111				0-0 L9			0-3 SH3-4 1B		0-3 K	3	0	1	0	0	1	0				
Mike Krukow, R Dennis Lamp, R Gene Clines, R Ray Burris, R				0-0 3-1			0-0 SH3-4 1-2		0-0 L4	1	0	0	0	0	0	0				
Inning Stats	R: 0 E: 0 K: 0 S: 3	H: 0 LOB: 0 BB: 0 P: 3	R: 0 E: 0 K: 0 S: 3	H: 0 LOB: 0 BB: 0 P: 3	R: 0 E: 0 K: 0 S: 3	H: 0 LOB: 0 BB: 0 P: 3	R: 0 E: 0 K: 0 S: 3	H: 0 LOB: 0 BB: 0 P: 3	R: 0 E: 0 K: 0 S: 4	H: 1 LOB: 1 BB: 0 P: 4	R: 0 E: 0 K: 1 S: 5	H: 0 LOB: 2 BB: 2 P: 13	R: 0 E: 0 K: 1 S: 5	H: 0 LOB: 0 BB: 0 P: 5	R: 0 E: 0 K: 0 S: 4	H: 1 LOB: 1 BB: 0 P: 4	1B: 2 2B: 0 3B: 0 HR: 0	SF: 0 SAC: 1 DP: 0 HBP: 0	WP: 0 PB: 0 SB: 0 CS: 0	PA: 31
PITCHER Bill Lee, L ERA: 1.06	IP: 9.0 WLS: W BF: 31 H: 2 R: 0 ER: 0 SO: 2 BB: 2 IBB: 0 HBP: 0 BLK: 0 WP: 0 HR: 0 S: 33 P: 41 ERA: 0.00 WHIP: 0.444																			

Chicago Cubs @ Montreal Expos
Olympic Stadium, Montreal, QB
Mon Apr 16 1979, 3:33 AM EST
Att: 10,004 - Unknown


AB 28
R 0
H 2
RBI 0
BB 2
SO 2
LOB 7

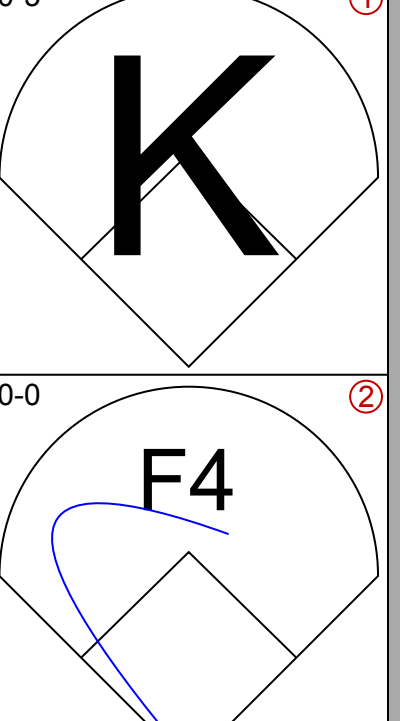
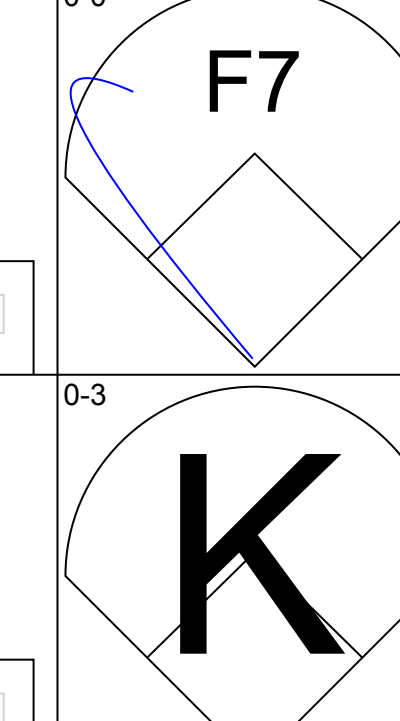
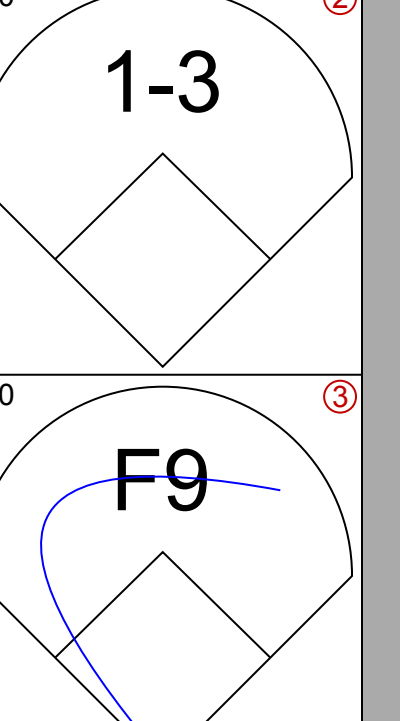
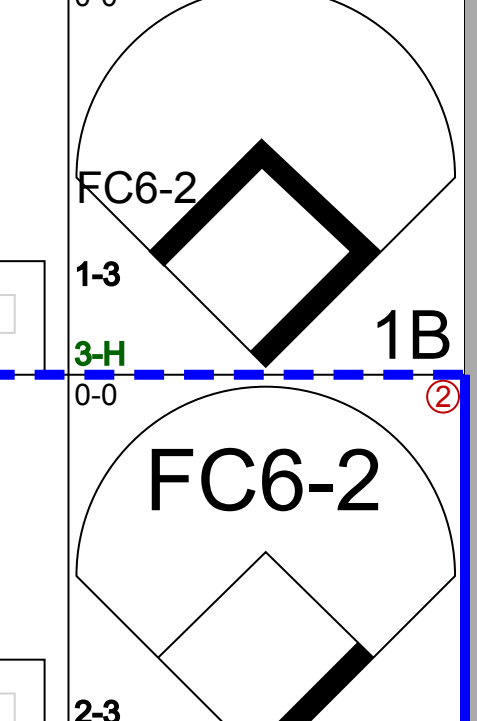
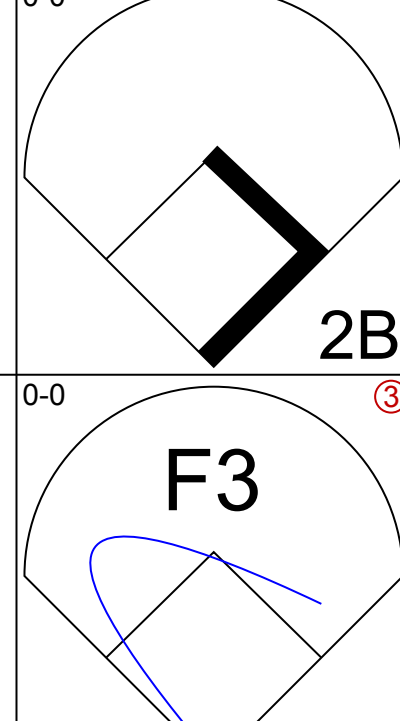
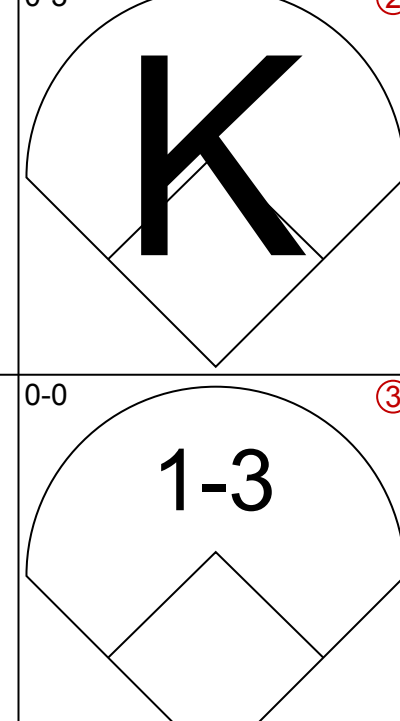
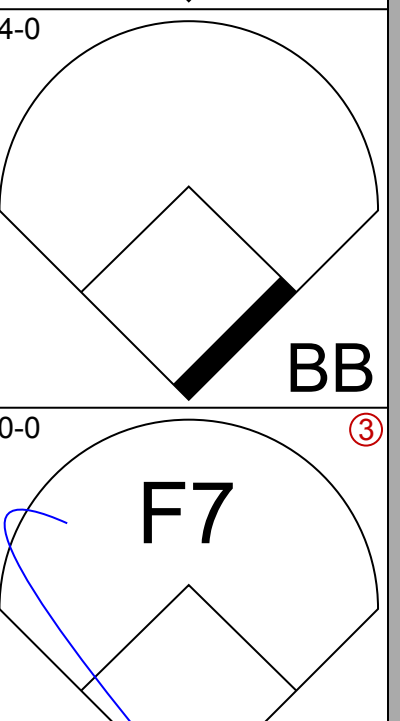

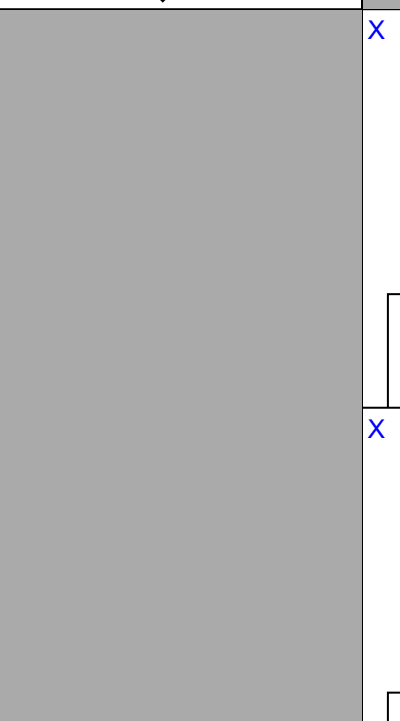
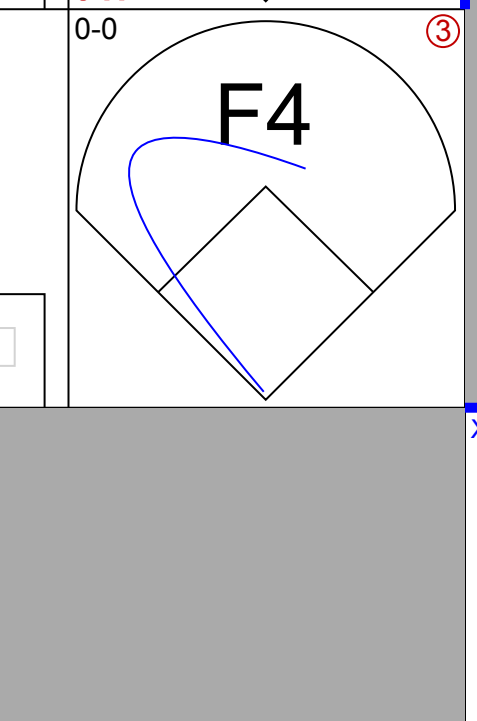





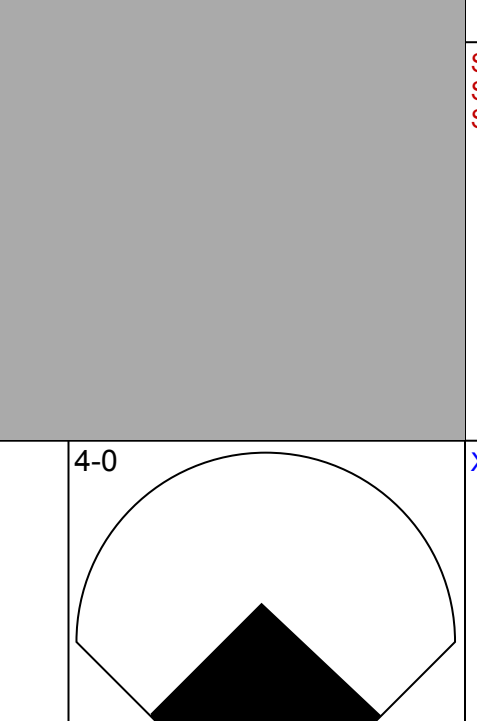





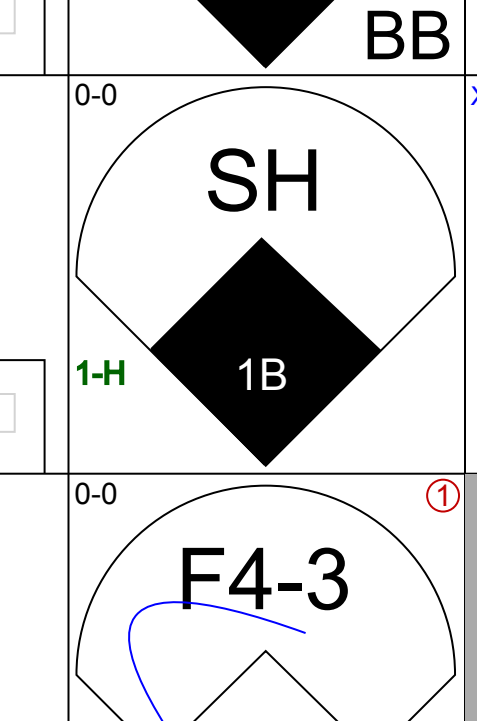
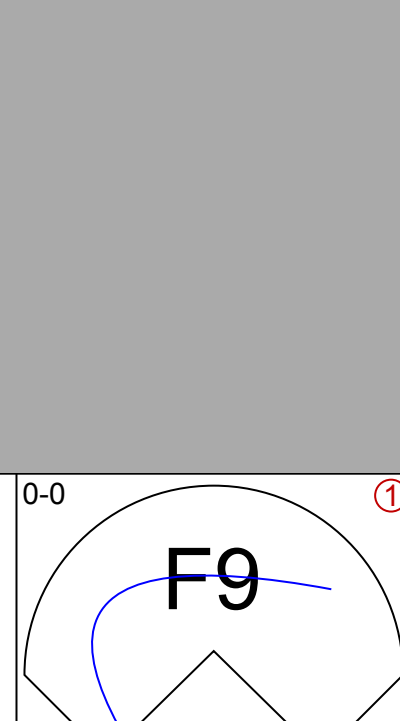



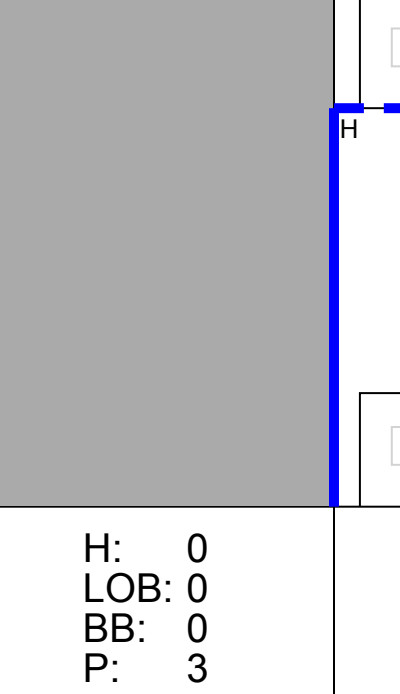
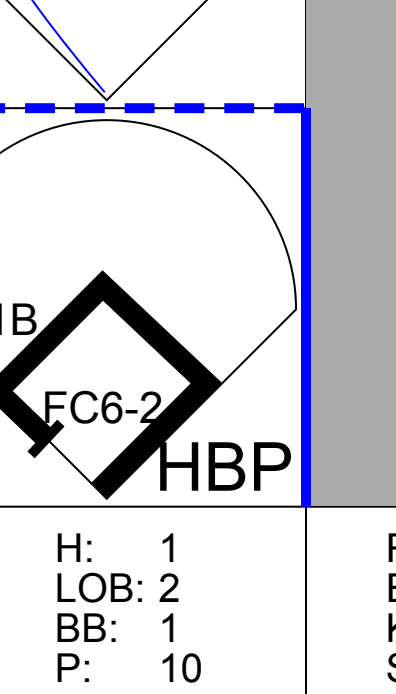

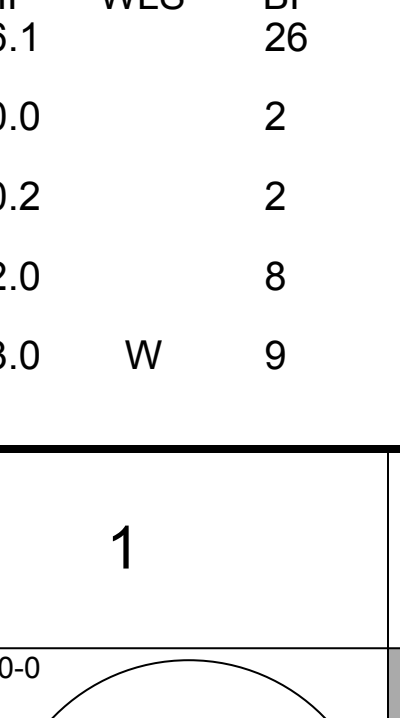
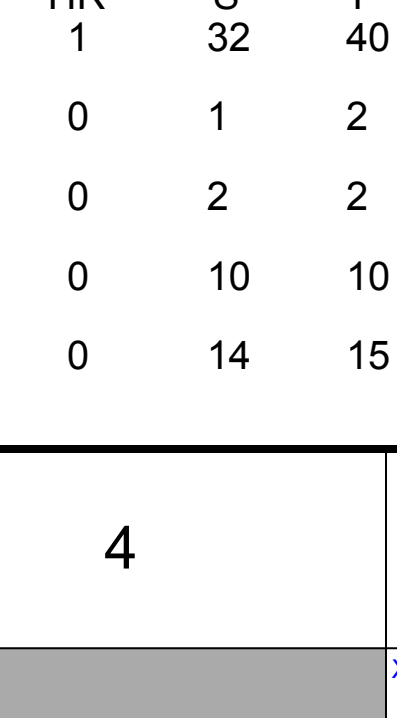
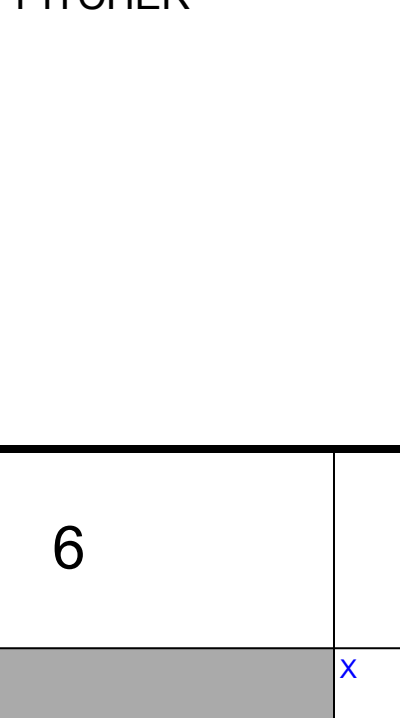
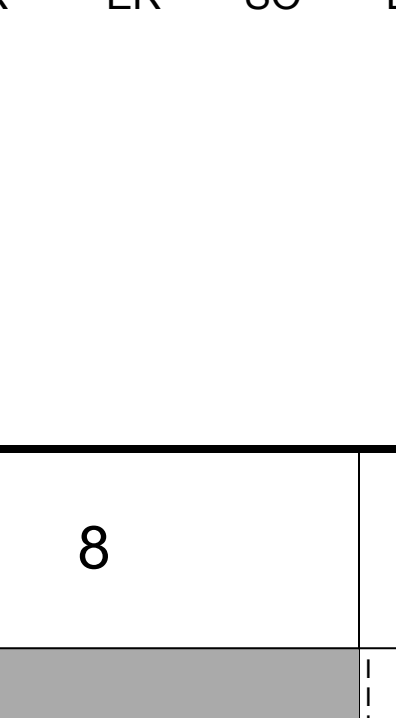

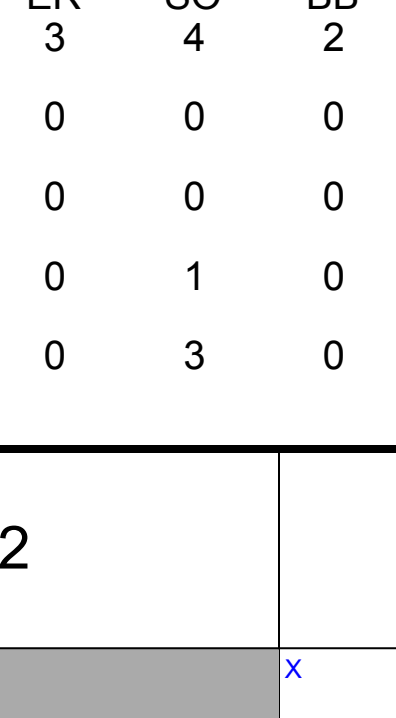
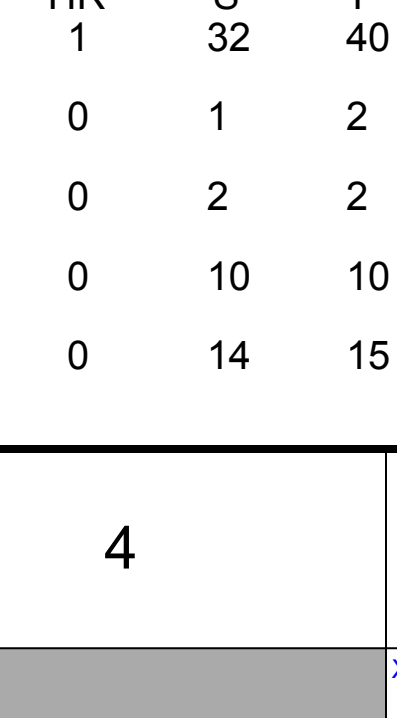
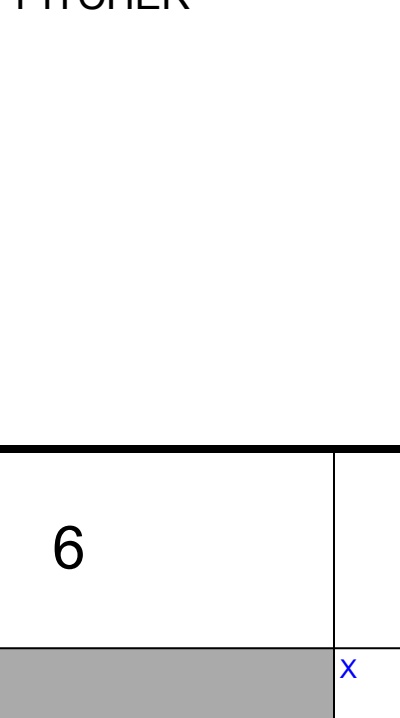
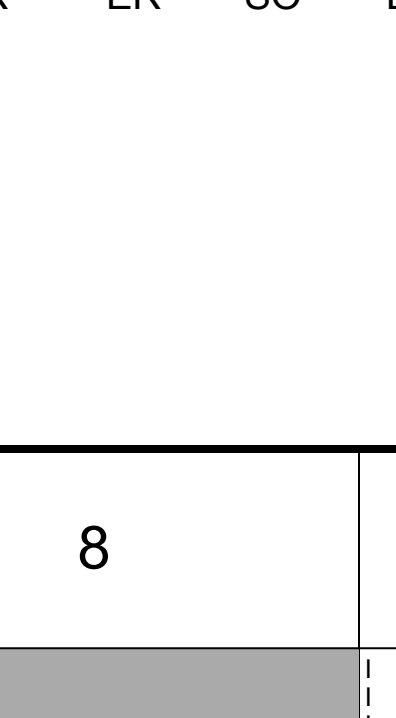

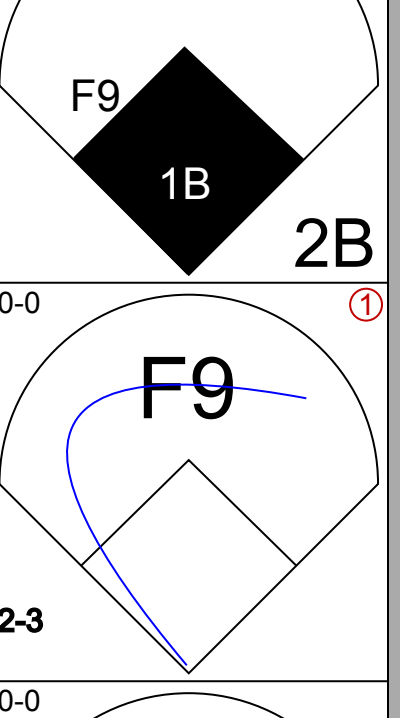

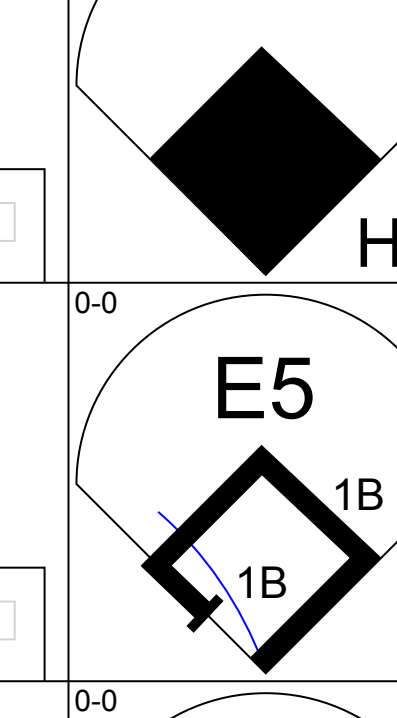
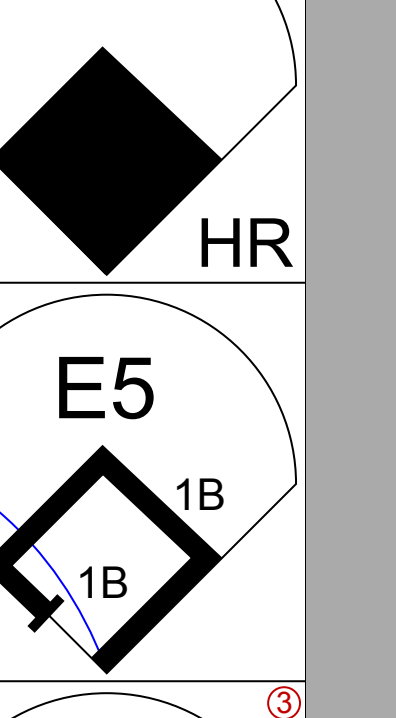

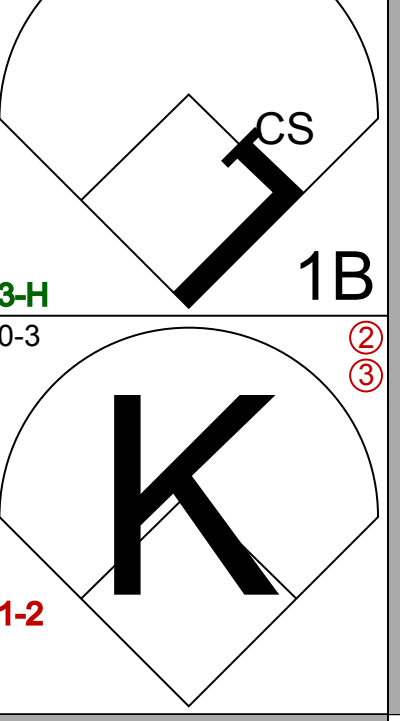

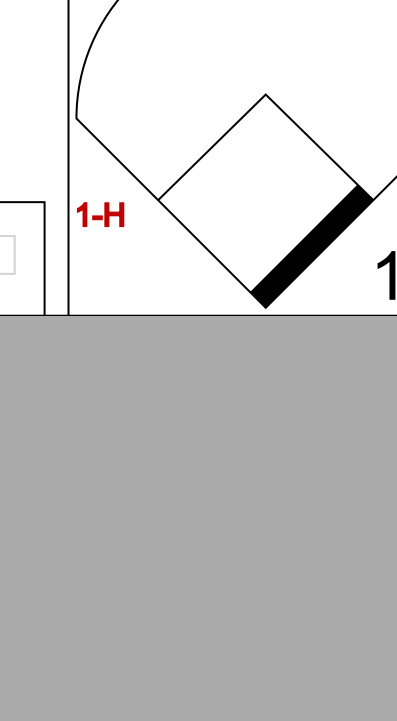
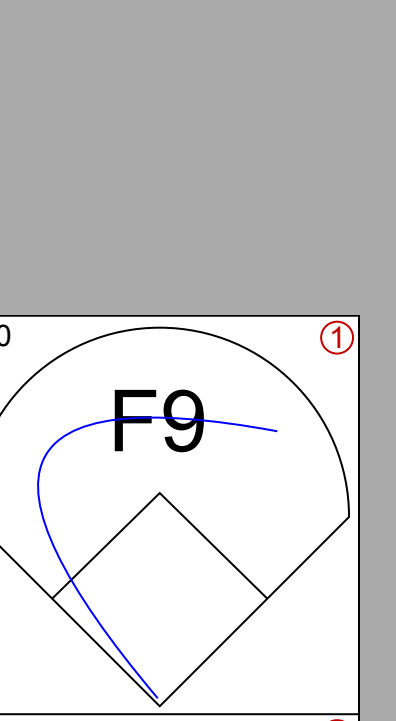


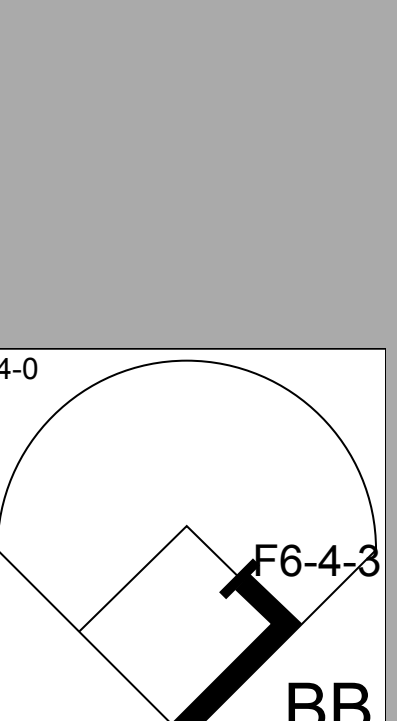


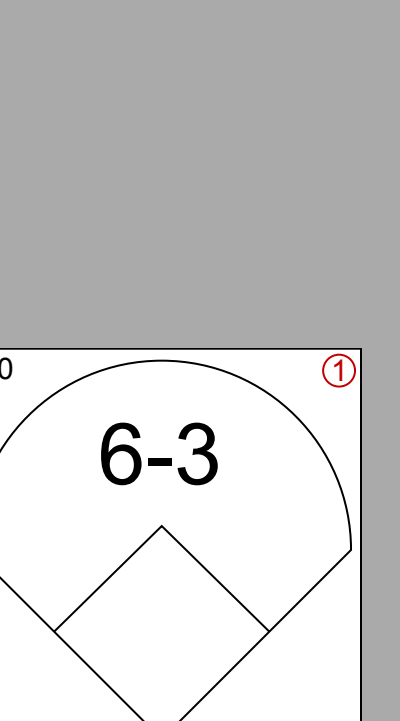


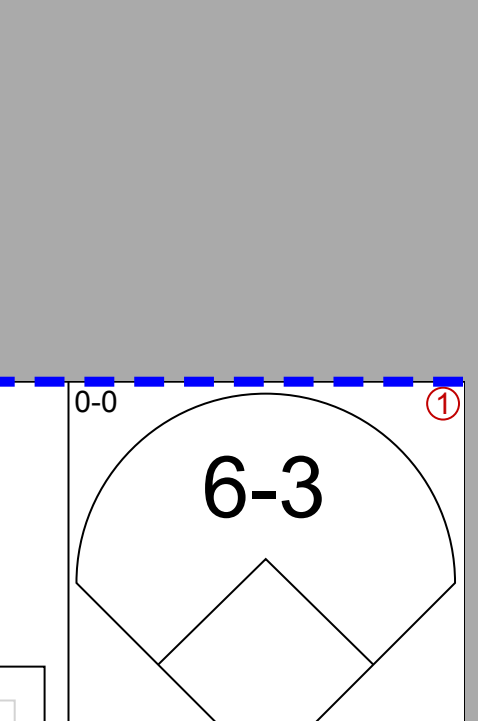
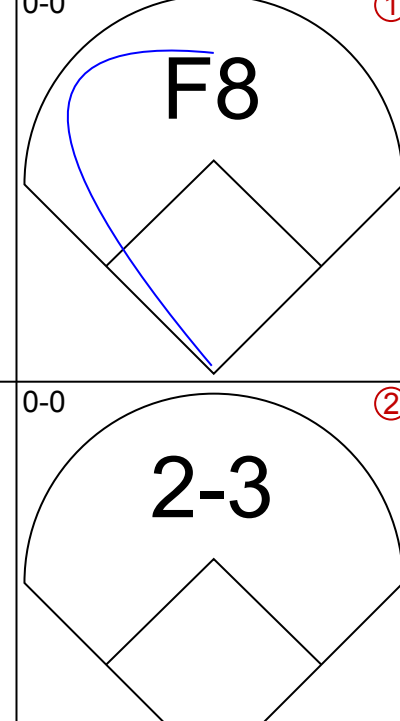



Batter	1	2	3	4	5	6	7	8	9	AB	R	H	RBI	BB	SO	LOB	BOTTOM	
Andre Dawson, R OBP: 0.263, SLG: 0.514	0-0 5-3		0-3 K			0-0 6-3		0-0 F4		4	0	0	0	0	1	0		
Rodney Scott, S OBP: 0.421, SLG: 0.345	0-3 K			0-0 F8		0-0 6-3		0-3 K		4	0	0	0	0	2	0		
Warren Cromartie, L OBP: 0.263, SLG: 0.351	0-0 HR			0-0 F3		0-3 K				3	1	1	1	0	1	0		
Ellis Valentine, R OBP: 0.194, SLG: 0.176	0-3 K			0-3 K			0-0 1B 2B			3	1	1	0	0	2	0		
Tony Perez, R OBP: 0.179, SLG: 0.231		0-0 F3			0-0 5-3		4-0 1B BB			2	0	0	0	1	0	0		
Gary Carter, R OBP: 0.290, SLG: 0.370		0-3 K			0-3 K		0-0 1-2 2-H 1B			3	0	1	1	0	2	0		
Larry Parrish, R OBP: 0.231, SLG: 0.240		0-3 K			0-0 1B		0-0 F4			3	0	1	0	0	1	2		
Chris Speier, R OBP: 0.400, SLG: 0.423			0-0 5-3		0-3 K		0-0 1-3			3	0	0	0	0	1	3		
Bill Lee, L OBP: 0.167, SLG: 0.167			0-3 K			0-0 F8		0-0 4-3		3	0	0	0	0	1	0		
Inning Stats	R: 1 E: 0 K: 2 S: 8	H: 1 LOB: 0 BB: 0 P: 8	R: 0 E: 0 K: 2 S: 7	H: 0 LOB: 0 BB: 0 P: 7	R: 0 E: 0 K: 1 S: 5	H: 0 LOB: 0 BB: 0 P: 5	R: 0 E: 0 K: 1 S: 5	H: 0 LOB: 0 BB: 0 P: 5	R: 0 E: 0 K: 0 S: 3	H: 0 LOB: 0 BB: 0 P: 3	R: 1 E: 0 K: 1 S: 7	H: 2 LOB: 2 BB: 1 P: 11	R: 0 E: 0 K: 1 S: 5	H: 0 LOB: 0 BB: 0 P: 5	1B: 2 2B: 1 3B: 0 HR: 1	SF: 0 SAC: 0 DP: 0 HBP: 0	WP: 0 PB: 0 SB: 1 CS: 0	PA: 29
PITCHER Mike Krukow, R ERA: 2.84 Dennis Lamp, R ERA: 1.59 Ray Burris, R ERA: 16.88	IP: 6.1 WLS: L BF: 24 H: 4 R: 2 ER: 2 SO: 10 BB: 1 IBB: 0 HBP: 0 BLK: 0 WP: 0 HR: 1 S: 43 P: 47 ERA: 2.84 WHIP: 0.789																	

Chicago Cubs @ Montreal Expos
Olympic Stadium, Montreal, QB
Mon Apr 16 1979, 3:33 AM EST
Att: 10,004 - Unknown

AB 28
R 2
H 4
RBI 2
BB 1
SO 11
LOB 5




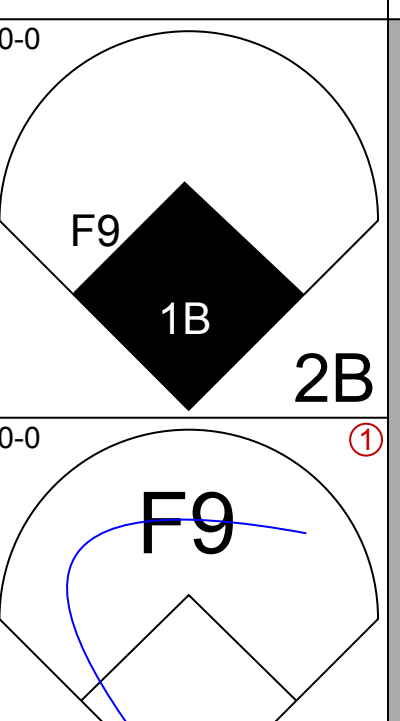
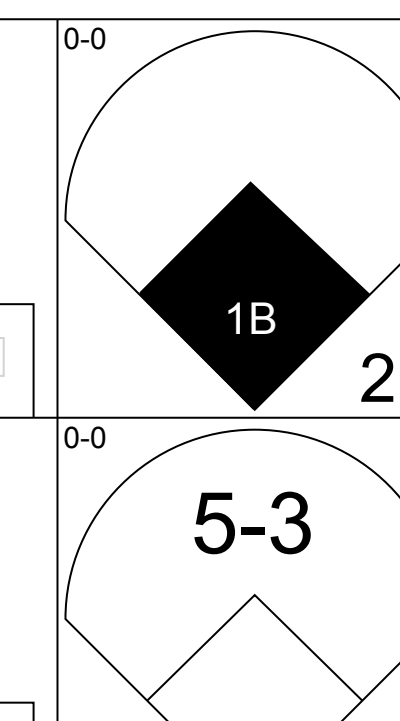
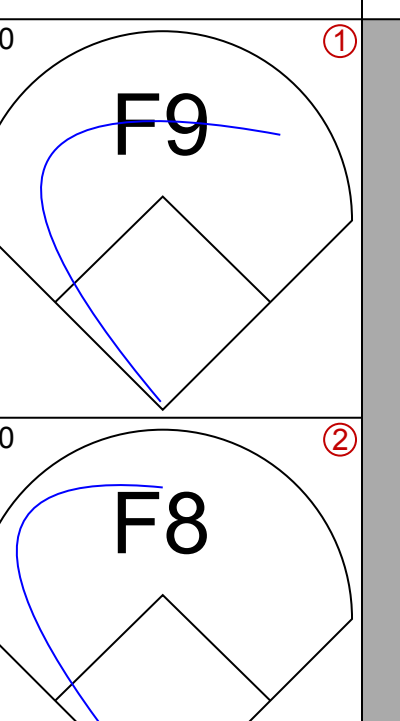
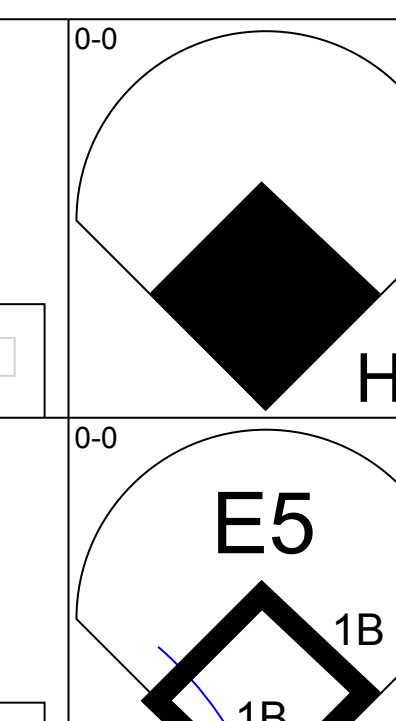
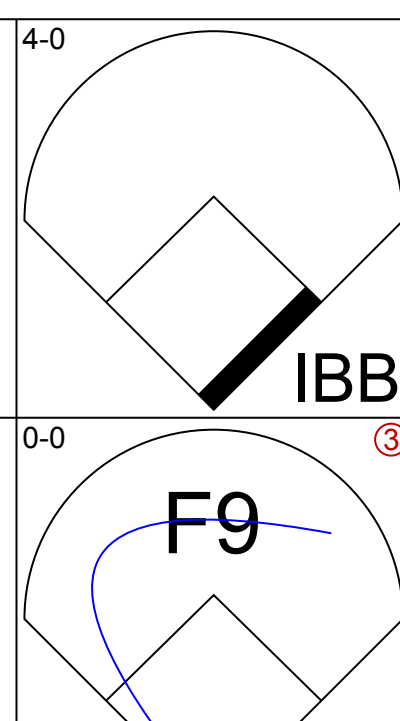
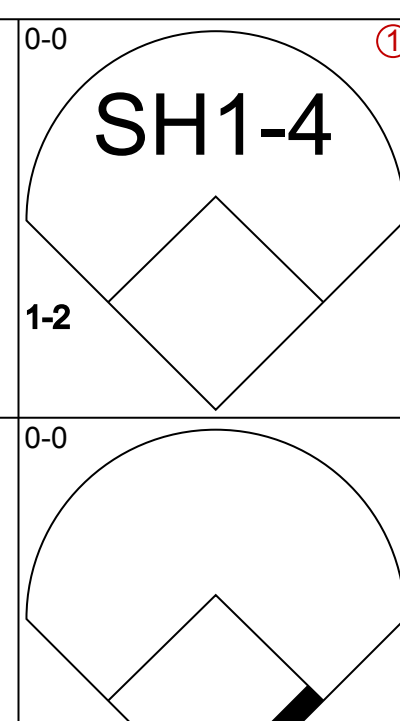
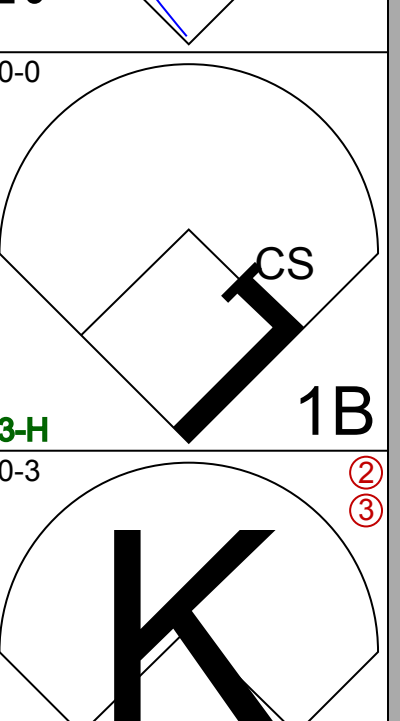
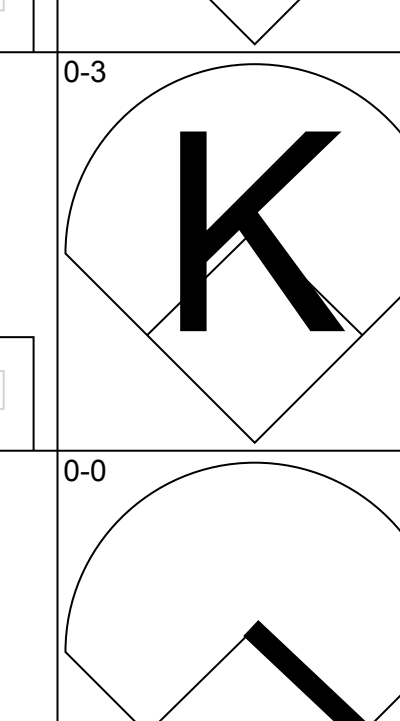
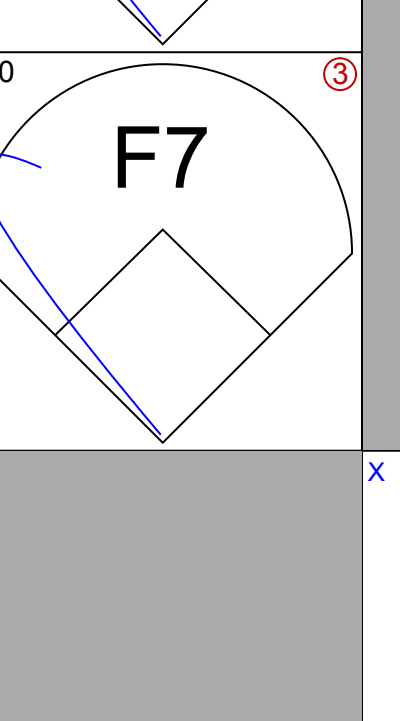
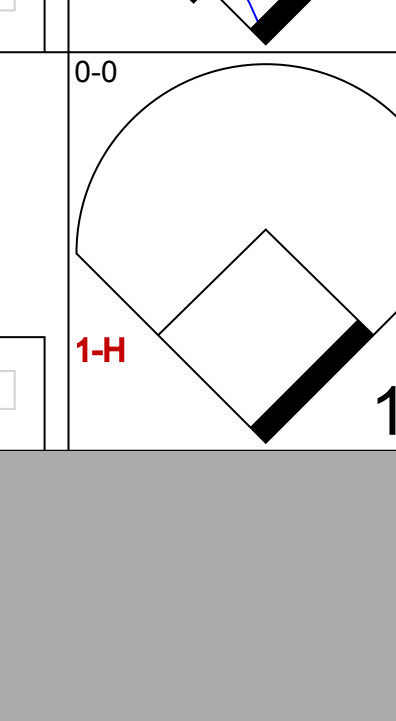



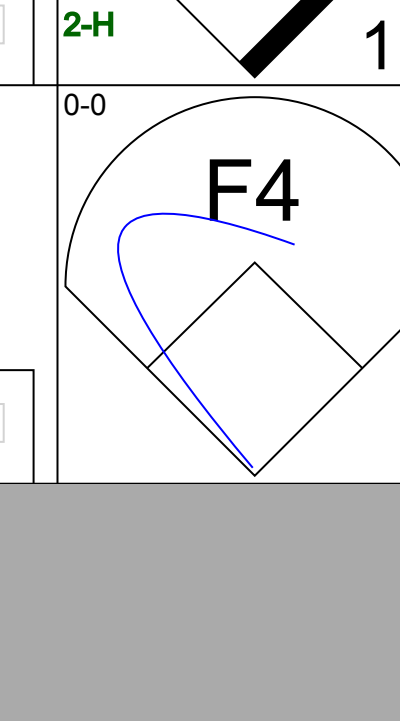
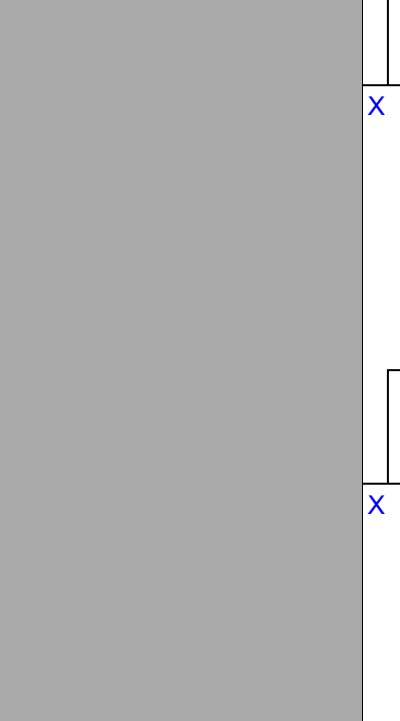

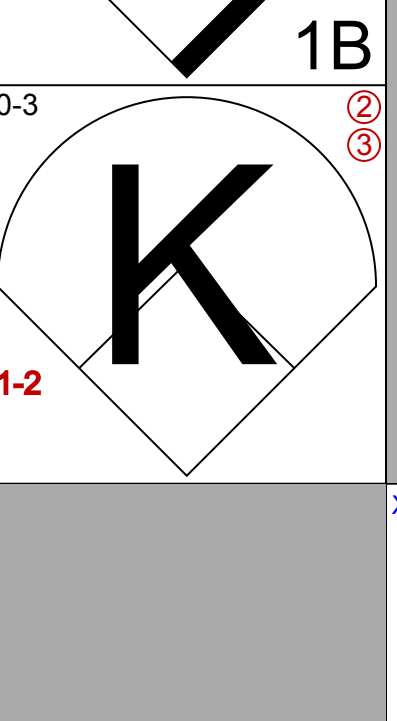



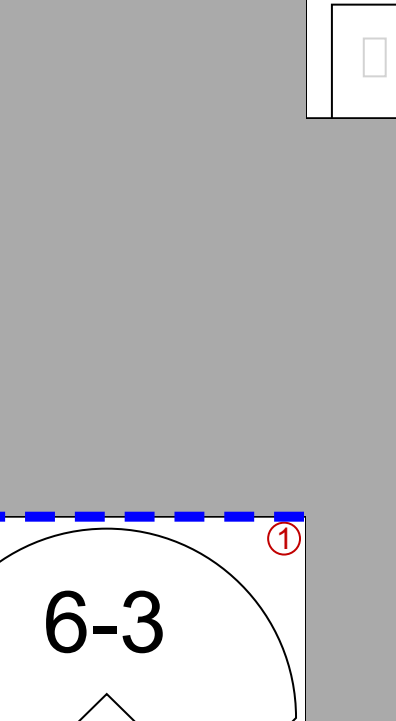

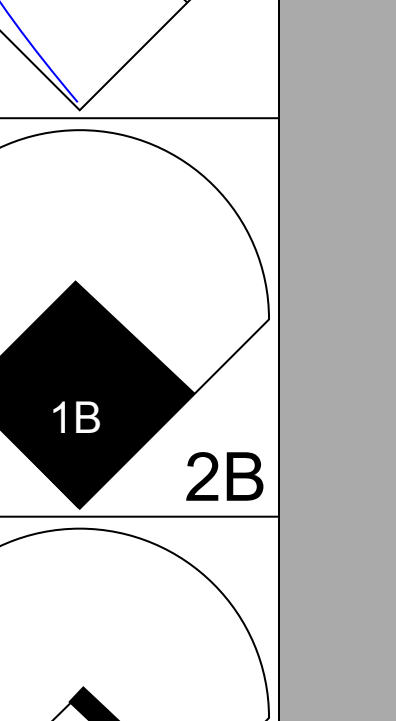
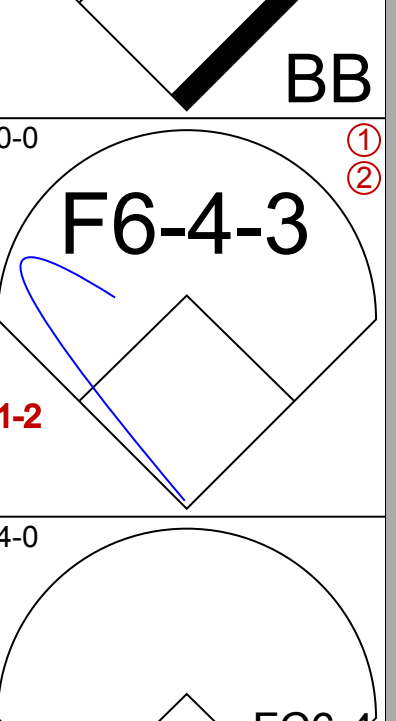
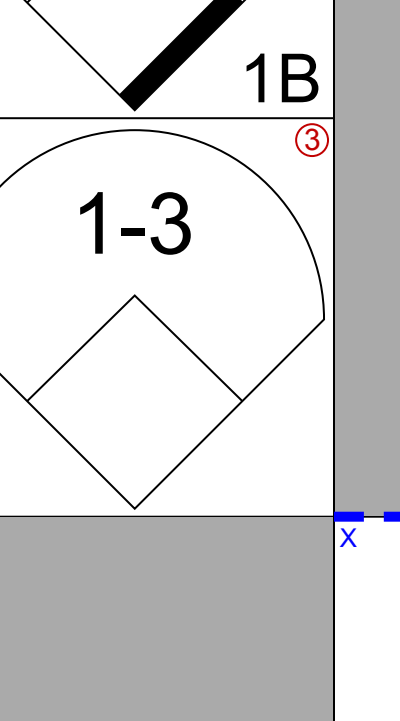
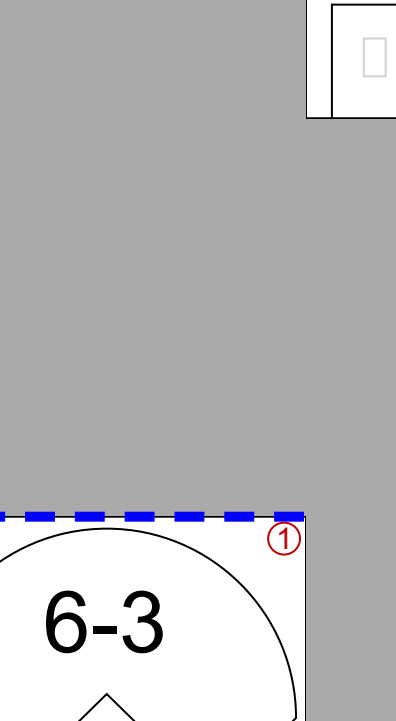


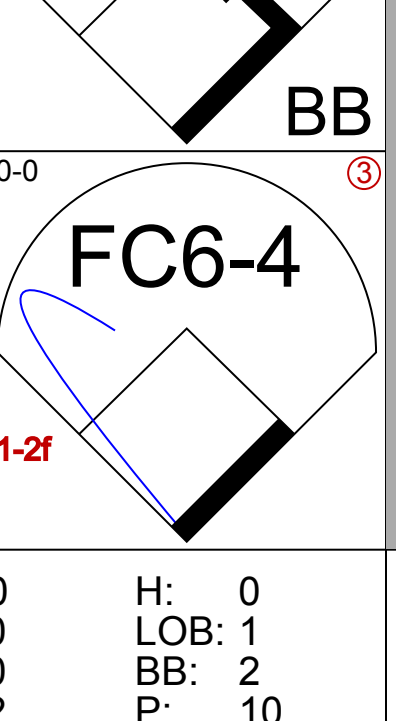
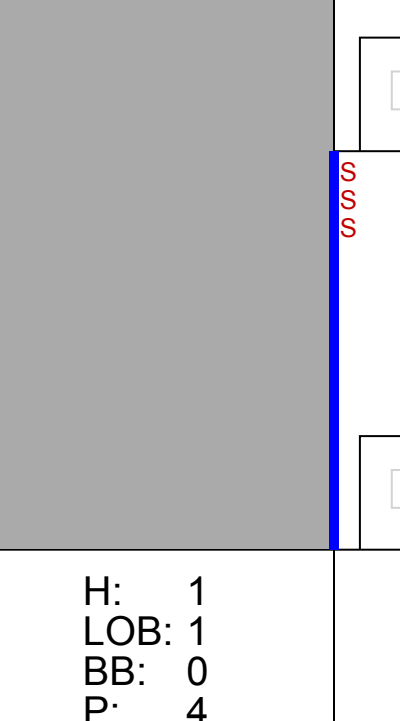
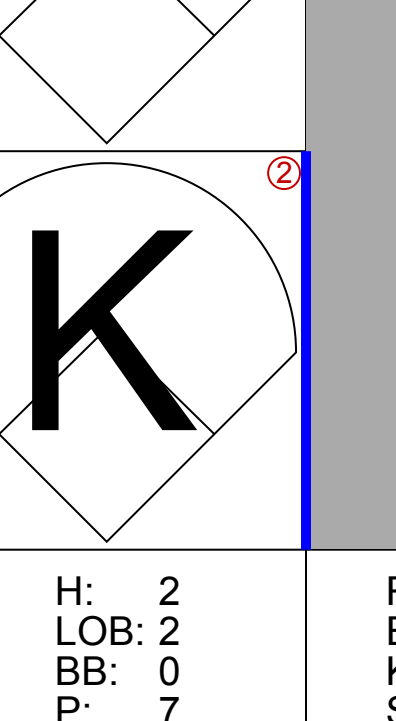
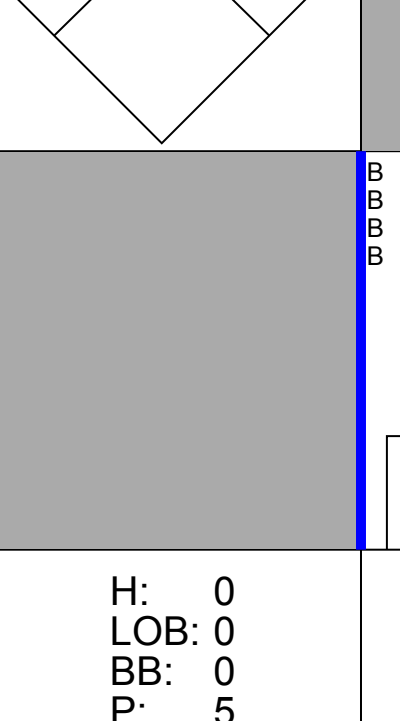
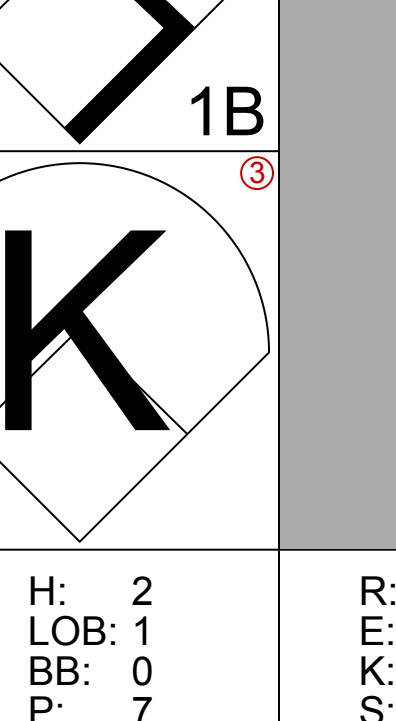
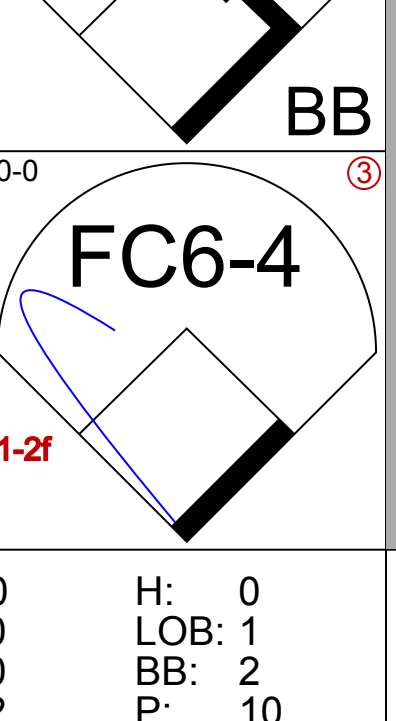
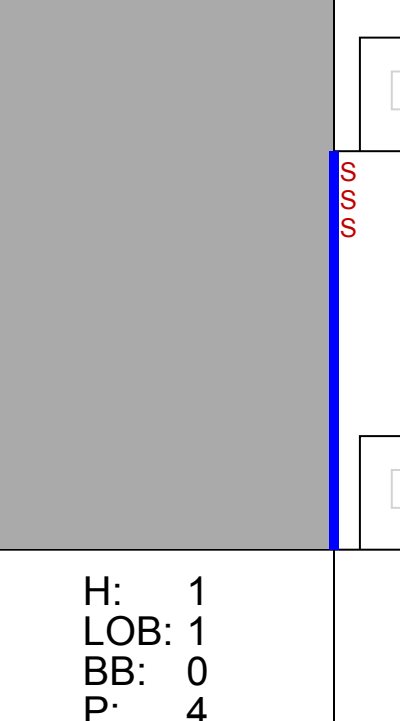
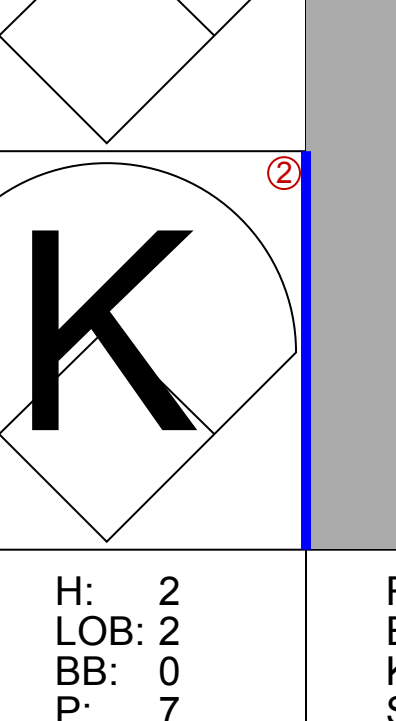
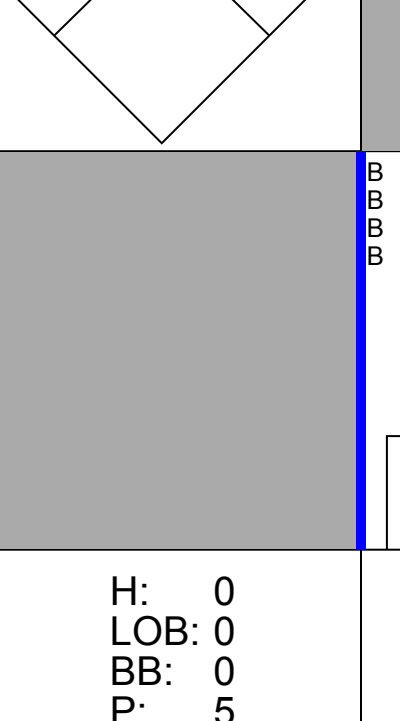






Batter	1	2	3	4	5	6	7	8	9	10	11	12	AB	R	H	RBI	BB	SO	LOB				
Lee Mazzilli, S OBP: 0.900, SLG: 0.714 (1.8)													6	0	2	1	0	2	0				
Kelvin Chapman, R OBP: 0.243, SLG: 0.273 (7. PH)													3	0	0	0	0	1	0				
Ron Hodges, L OBP: 0.125, SLG: 0.125 (7. PR)													1	0	0	0	0	0	2				
Tim Foli, R (7.6)													2	0	0	0	0	0	1				
Richie Hebner, L OBP: 0.314, SLG: 0.387 (1.5)													4	1	1	0	1	0	2				
John Stearns, R OBP: 0.250, SLG: 0.214 (1.2)													4	0	1	0	0	0	2				
Willie Montanez, L OBP: 0.287, SLG: 0.375 (1.3)													5	1	2	2	0	1	2				
Steve Henderson, R OBP: 0.417, SLG: 0.500 (1.7)													4	1	2	0	1	1	1				
Bruce Boisclair, L OBP: 0.333, SLG: 0.556 (1.9)													4	1	1	0	0	1	4				
Doug Flynn, R OBP: 0.206, SLG: 0.156 (7.4)													5	0	0	0	0	1	5				
Pete Falcone, L (7. PH)													2	0	0	0	0	0	1				
Ed Kravitz, L (7. PR)													0	0	0	0	0	0	0				
Joel Youngblood, R (7. PR)													0	0	0	0	0	0	0				
Dale Murray, R (7.1)													0	0	0	0	0	0	0				
Gil Flores, R (9. PR)													1	0	0	0	0	0	0				
Skip Lockwood, R (9.1)													0	0	0	0	0	0	0				
Inning Stats	R: 0 E: 0 K: 1 S: 5	H: 0 LOB: 1 BB: 1 P: 9	R: 0 E: 0 K: 1 S: 6	H: 2 LOB: 1 BB: 0 P: 6	R: 0 E: 0 K: 2 S: 7	H: 0 LOB: 0 BB: 0 P: 7	R: 2 E: 0 K: 0 S: 6	H: 3 LOB: 1 BB: 0 P: 6	R: 0 E: 0 K: 0 S: 3	H: 0 LOB: 0 BB: 0 P: 3	R: 0 E: 0 K: 1 S: 6	H: 1 LOB: 1 BB: 0 P: 6	R: 0 E: 0 K: 2 S: 7	H: 1 LOB: 0 BB: 0 P: 7	R: 0 E: 0 K: 1 S: 5	H: 0 LOB: 0 BB: 0 P: 6	R: 0 E: 0 K: 1 S: 6	H: 0 LOB: 0 BB: 0 P: 6	1B: 5 2B: 3 3B: 1 HR: 1	SF: 0 SAC: 1 DP: 1 HBP: 2	WP: 0 PB: 0 SB: 0 CS: 2	PA: 47	
PITCHER	IP WLS BF H R ER SO BB IBB HBP BLK WP HR S P ERA WHIP	IP WLS BF H R ER SO BB IBB HBP BLK WP HR S P ERA WHIP	IP WLS BF H R ER SO BB IBB HBP BLK WP HR S P ERA WHIP	IP WLS BF H R ER SO BB IBB HBP BLK WP HR S P ERA WHIP	IP WLS BF H R ER SO BB IBB HBP BLK WP HR S P ERA WHIP	IP WLS BF H R ER SO BB IBB HBP BLK WP HR S P ERA WHIP	IP WLS BF H R ER SO BB IBB HBP BLK WP HR S P ERA WHIP	IP WLS BF H R ER SO BB IBB HBP BLK WP HR S P ERA WHIP	IP WLS BF H R ER SO BB IBB HBP BLK WP HR S P ERA WHIP	IP WLS BF H R ER SO BB IBB HBP BLK WP HR S P ERA WHIP	IP WLS BF H R ER SO BB IBB HBP BLK WP HR S P ERA WHIP	IP WLS BF H R ER SO BB IBB HBP BLK WP HR S P ERA WHIP	IP WLS BF H R ER SO BB IBB HBP BLK WP HR S P ERA WHIP	IP WLS BF H R ER SO BB IBB HBP BLK WP HR S P ERA WHIP	IP WLS BF H R ER SO BB IBB HBP BLK WP HR S P ERA WHIP	IP WLS BF H R ER SO BB IBB HBP BLK WP HR S P ERA WHIP	IP WLS BF H R ER SO BB IBB HBP BLK WP HR S P ERA WHIP	IP WLS BF H R ER SO BB IBB HBP BLK WP HR S P ERA WHIP	IP WLS BF H R ER SO BB IBB HBP BLK WP HR S P ERA WHIP	IP WLS BF H R ER SO BB IBB HBP BLK WP HR S P ERA WHIP	IP WLS BF H R ER SO BB IBB HBP BLK WP HR S P ERA WHIP	IP WLS BF H R ER SO BB IBB HBP BLK WP HR S P ERA WHIP	IP WLS BF H R ER SO BB IBB HBP BLK WP HR S P ERA WHIP

TOP

New York Mets @ Montreal Expos
Olympic Stadium, Montreal, QB
Tue Apr 17 1979, 3:33 AM EST
Att. 7,912 - Unknown

AB 42
R 4
H 9
RBI 3
BB 2
SO 8
LOB 19




Batter	1	2	3	4	5	6	7	8	9	10	11	12	AB	R	H	RBI	BB	SO	LOB					
Andre Dawson, R OBP: 0.326, SLG: 0.659 (1.8)													4	3	3	1	1	0	0					
Rodney Scott, S OBP: 0.386, SLG: 0.314 (1.4)													6	0	1	1	0	0	4					
Warren Cromartie, L OBP: 0.279, SLG: 0.357 (1.7)													5	0	2	1	0	1	1					
Ellis Valentine, R OBP: 0.220, SLG: 0.205 (1.9)													5	0	2	1	0	1	1					
Tony Perez, R OBP: 0.152, SLG: 0.194 (1.3)													5	0	0	0	0	1	2					
Gary Carter, R OBP: 0.306, SLG: 0.355 (1.2)													4	0	1	0	1	0	0					
Larry Parrish, R OBP: 0.226, SLG: 0.267 (1.5)													5	1	1	0	0	1	2					
Chris Speier, R OBP: 0.400, SLG: 0.400 (1.6)													4	0	1	1	1	0	0					
Scott Sanderson, R (7. PH)													2	0	0	0	0	0	0					
David Palmer, R (7. PR)													0	0	0	0	0	0	0					
Elias Sosa, R (7. PR)													0	0	0	0	0	0	0					
Steve Scalet, R (7. PR)													0	0	0	0	0	0	0					
Woodie Fryman, L (10.1)													0	0	0	0	0	0	0					
Inning Stats	R: 1 E: 0 K: 1 S: 6	H: 2 LOB: 1 BB: 0 P: 7	R: 1 E: 0 K: 1 S: 6	H: 2 LOB: 1 BB: 0 P: 7	R: 1 E: 0 K: 1 S: 7	H: 2 LOB: 0 BB: 0 P: 7	R: 0 E: 0 K: 0 S: 2	H: 0 LOB: 1 BB: 2 P: 10	R: 0 E: 0 K: 0 S: 3	H: 0 LOB: 0 BB: 0 P: 3	R: 0 E: 0 K: 0 S: 4	H: 1 LOB: 2 BB: 1 P: 7	R: 0 E: 0 K: 0 S: 3	H: 0 LOB: 1 BB: 2 P: 8	R: 0 E: 0 K: 1 S: 5	H: 1 LOB: 1 BB: 0 P: 6	R: 0 E: 0 K: 1 S: 5	H: 0 LOB: 0 BB: 0 P: 5	R: 0 E: 0 K: 0 S: 2	H: 1 LOB: 1 BB: 1 P: 6	1B: 7 2B: 6 3B: 0 HR: 1	SF: 0 SAC: 1 DP: 3 HBP: 0	WP: 0 PB: 0 SB: 0 CS: 2	PA: 47
PITCHER	IP WLS BF H R ER SO BB IBB HBP BLK WP HR S P ERA WHIP	IP WLS BF H R ER SO BB IBB HBP BLK WP HR S P ERA WHIP	IP WLS BF H R ER SO BB IBB HBP BLK WP HR S P ERA WHIP	IP WLS BF H R ER SO BB IBB HBP BLK WP HR S P ERA WHIP	IP WLS BF H R ER SO BB IBB HBP BLK WP HR S P ERA WHIP	IP WLS BF H R ER SO BB IBB HBP BLK WP HR S P ERA WHIP	IP WLS BF H R ER SO BB IBB HBP BLK WP HR S P ERA WHIP	IP WLS BF H R ER SO BB IBB HBP BLK WP HR S P ERA WHIP	IP WLS BF H R ER SO BB IBB HBP BLK WP HR S P ERA WHIP	IP WLS BF H R ER SO BB IBB HBP BLK WP HR S P ERA WHIP	IP WLS BF H R ER SO BB IBB HBP BLK WP HR S P ERA WHIP	IP WLS BF H R ER SO BB IBB HBP BLK WP HR S P ERA WHIP	IP WLS BF H R ER SO BB IBB HBP BLK WP HR S P ERA WHIP	IP WLS BF H R ER SO BB IBB HBP BLK WP HR S P ERA WHIP	IP WLS BF H R ER SO BB IBB HBP BLK WP HR S P ERA WHIP	IP WLS BF H R ER SO BB IBB HBP BLK WP HR S P ERA WHIP	IP WLS BF H R ER SO BB IBB HBP BLK WP HR S P ERA WHIP	IP WLS BF H R ER SO BB IBB HBP BLK WP HR S P ERA WHIP	IP WLS BF H R ER SO BB IBB HBP BLK WP HR S P ERA WHIP	IP WLS BF H R ER SO BB IBB HBP BLK WP HR S P ERA WHIP	IP WLS BF H R ER SO BB IBB HBP BLK WP HR S P ERA WHIP	IP WLS BF H R ER SO BB IBB HBP BLK WP HR S P ERA WHIP	IP WLS BF H R ER SO BB IBB HBP BLK WP HR S P ERA WHIP	IP WLS BF H R ER SO BB IBB HBP BLK WP HR S P ERA WHIP

BOTTOM

New York Mets @ Montreal Expos
Olympic Stadium, Montreal, QB
Tue Apr 17 1979, 3:33 AM EST
Att. 7,912 - Unknown

AB 42
R 5
H 12
RBI 5
BB 4
SO 6
LOB 12



Batter	1	2	3	4	5	6	7	8	9	AB	R	H	RBI	BB	SO	LOB	TOP								
Lee Mazzilli, S OBP: 0.533, SLG: 0.718 (1, 8)	0-0 4-3 E 1B		4-0 G5-4-3 BB	0-3 K		0-0 S 1B		0-0 1-2 3-H 1B		4	0	3	2	1	1	2	<p>New York Mets @ Montreal Expos</p> <p>Olympic Stadium, Montreal, QB</p> <p>Wed Apr 18 1979, 3:33 AM EST</p> <p>Att: 10,059 - Unknown</p>								
Tim Foli, R (1, 6)	0-0 FC6 4-3 1-2		0-0 G5-4-3	0-0 2-3		0-0 F8 1-2		0-0 F9		5	0	0	0	0	0	8									
Steve Henderson, R OBP: 0.390, SLG: 0.447 (1, 7)	0-3 K		0-0 1-3		0-0 4-3		0-0 1-6-3		4-0 FC1-6 BB	4	0	0	0	1	1	2									
Willie Montanez, L OBP: 0.286, SLG: 0.333 (1, 3)	0-0 4-3 1-2 2-3			4-0 BB SF7 BB		0-0 6-3		0-0 F8	0-0 FC1-6 CS 1-2	4	1	0	0	1	0	3									
John Stearns, R OBP: 0.243, SLG: 0.188 (1, 2)	0-0 6-3			4-0 1B BB 1B BB		0-3 K		0-0 F8	0-3 K 1-2	4	1	0	0	1	2	3									
Richie Hebner, L OBP: 0.308, SLG: 0.353 (1, 5)		0-0 4-3		4-0 1B 1-2 2-3 BB		0-0 F3		0-0 F8		3	1	0	0	1	0	0									
Joel Youngblood, R OBP: 0.353, SLG: 0.286 (1, 9)				0-0 SF7		4-0 FC6-4 BB		0-0 P6		2	0	1	1	1	0	0									
Doug Flynn, R OBP: 0.237, SLG: 0.194 (1, 4)		0-3 K		0-0 1B 1-2 2-3 1B		0-0 FC6-4 1B 1-2 2-3 1B		0-0 1B 1B		4	2	2	0	0	1	2									
Pat Zachry, R GI Flores, R Mike Scott, R Bruce Boisclair, L Kelvin Chapman, R Dwight Bernard, R Ron Hodges, L Dale Murray, R (1, 1) (4, PH) (4, 1) (6, PH) (6, PH) (6, 1) (6, PH) (8, 1)		0-0 1-4-3		0-0 1-3 2-H 3-H 1B		0-0 1B 1-3		0-0 1B		1	0	0	0	0	0	1									
Inning Stats	R: 0 E: 1 K: 1 S: 7	H: 1 LOB: 2 BB: 0 P: 7	R: 0 E: 0 K: 1 S: 6	H: 1 LOB: 1 BB: 0 P: 6	R: 0 E: 0 K: 0 S: 2	H: 0 LOB: 0 BB: 1 P: 6	R: 3 E: 0 K: 1 S: 7	H: 2 LOB: 2 BB: 3 P: 19	R: 0 E: 0 K: 1 S: 5	H: 0 LOB: 0 BB: 0 P: 5	R: 1 E: 0 K: 0 S: 5	H: 2 LOB: 3 BB: 1 P: 9	R: 0 E: 0 K: 0 S: 3	H: 0 LOB: 0 BB: 0 P: 3	R: 1 E: 0 K: 0 S: 6	H: 3 LOB: 2 BB: 0 P: 6		R: 0 E: 0 K: 1 S: 4	H: 0 LOB: 0 BB: 1 P: 8	1B: 9 2B: 0 3B: 0 HR: 0	SF: 1 SAC: 0 DP: 1 HBP: 0	WP: 0 PB: 0 SB: 1 CS: 1	PA: 41		
PITCHER	IP WLS BF H R ER SO BB IBB HBP BLK WP HR S P ERA WHIP	IP WLS BF H R ER SO BB IBB HBP BLK WP HR S P ERA WHIP	IP WLS BF H R ER SO BB IBB HBP BLK WP HR S P ERA WHIP	IP WLS BF H R ER SO BB IBB HBP BLK WP HR S P ERA WHIP	IP WLS BF H R ER SO BB IBB HBP BLK WP HR S P ERA WHIP	IP WLS BF H R ER SO BB IBB HBP BLK WP HR S P ERA WHIP	IP WLS BF H R ER SO BB IBB HBP BLK WP HR S P ERA WHIP	IP WLS BF H R ER SO BB IBB HBP BLK WP HR S P ERA WHIP	IP WLS BF H R ER SO BB IBB HBP BLK WP HR S P ERA WHIP	IP WLS BF H R ER SO BB IBB HBP BLK WP HR S P ERA WHIP	IP WLS BF H R ER SO BB IBB HBP BLK WP HR S P ERA WHIP	IP WLS BF H R ER SO BB IBB HBP BLK WP HR S P ERA WHIP	IP WLS BF H R ER SO BB IBB HBP BLK WP HR S P ERA WHIP	IP WLS BF H R ER SO BB IBB HBP BLK WP HR S P ERA WHIP	IP WLS BF H R ER SO BB IBB HBP BLK WP HR S P ERA WHIP	IP WLS BF H R ER SO BB IBB HBP BLK WP HR S P ERA WHIP	IP WLS BF H R ER SO BB IBB HBP BLK WP HR S P ERA WHIP	IP WLS BF H R ER SO BB IBB HBP BLK WP HR S P ERA WHIP	IP WLS BF H R ER SO BB IBB HBP BLK WP HR S P ERA WHIP	IP WLS BF H R ER SO BB IBB HBP BLK WP HR S P ERA WHIP	IP WLS BF H R ER SO BB IBB HBP BLK WP HR S P ERA WHIP	IP WLS BF H R ER SO BB IBB HBP BLK WP HR S P ERA WHIP	IP WLS BF H R ER SO BB IBB HBP BLK WP HR S P ERA WHIP	IP WLS BF H R ER SO BB IBB HBP BLK WP HR S P ERA WHIP	IP WLS BF H R ER SO BB IBB HBP BLK WP HR S P ERA WHIP

AB	34
R	5
H	9
RBI	5
BB	6
SO	5
LOB	21



Batter	1	2	3	4	5	6	7	8	9	AB	R	H	RBI	BB	SO	LOB	BOTTOM								
Andre Dawson, R OBP: 0.354, SLG: 0.636 (1, 8)	0-0 S 1B	4-0 1B IBB			0-0 F7		0-0 5-3		4-0 F4-6-3 1B BB	3	1	1	0	2	0	0	<p>New York Mets @ Montreal Expos</p> <p>Olympic Stadium, Montreal, QB</p> <p>Wed Apr 18 1979, 3:33 AM EST</p> <p>Att: 10,059 - Unknown</p>								
Rodney Scott, S OBP: 0.408, SLG: 0.333 (1, 4)	0-0 L9 1-2				0-3 K		4-0 2B BB		0-0 F4-6-3 1B	4	0	2	2	1	1	1									
Warren Cromartie, L OBP: 0.292, SLG: 0.363 (1, 7)	0-0 F8	0-0 F7			0-0 1B 1B		0-0 2B		0-0 F4-6-3 1-2 2-3 3-H	5	1	2	0	0	0	5									
Ellis Valentine, R OBP: 0.261, SLG: 0.233 (1, 9)	0-0 F9		0-0 F7		0-0 1B 1-2 1B		4-0 G1-2-3 BB		0-0 1B 3-H	4	0	2	1	1	0	1									
Tony Perez, R OBP: 0.189, SLG: 0.314 (1, 3)		0-0 HR	0-3 K		0-0 FC4-6 1B		0-0 G1-2-3			4	1	2	2	0	1	3									
Gary Carter, R OBP: 0.275, SLG: 0.314 (1, 2)		0-0 F3	0-0 5-3		0-0 FC4-6 1-2			0-0 F4		4	0	0	0	0	0	2									
Larry Parrish, R OBP: 0.229, SLG: 0.265 (1, 5)		0-0 SH1-4 1B HBP			0-0 F9		0-0 F4		0-0 6-3	4	1	1	0	0	0	0									
Chris Speier, R OBP: 0.395, SLG: 0.375 Tony Solaitis, L OBP: 0.444, SLG: 0.429 Jim Mason, L OBP: 0.500, SLG: 0.500 (1, 6) (6, PH) (6, 6)		1-0 SH1-4 1B HBP			0-0 F7		0-0 F8		0-3 K	2	1	0	0	0	0	0									
Ross Grimsley, L Stan Bahnsen, R David Palmer, R Jerry White, S (1, 1) (4, 1) (9, 1) (9, PH)		0-0 SH1-4			0-0 5-3		0-3 K		0-0 1B F4-6-3 2B	2	0	0	0	0	0	0									
Inning Stats	R: 0 E: 0 K: 0 S: 4	H: 1 LOB: 1 BB: 0 P: 4	R: 3 E: 0 K: 0 S: 6	H: 3 LOB: 2 BB: 1 P: 11	R: 0 E: 0 K: 1 S: 5	H: 0 LOB: 0 BB: 0 P: 5	R: 0 E: 0 K: 0 S: 3	H: 0 LOB: 0 BB: 0 P: 3	R: 1 E: 0 K: 1 S: 8	H: 3 LOB: 2 BB: 0 P: 8	R: 0 E: 0 K: 1 S: 5	H: 0 LOB: 0 BB: 0 P: 5	R: 0 E: 0 K: 1 S: 5	H: 1 LOB: 2 BB: 0 P: 11	R: 0 E: 0 K: 1 S: 5	H: 0 LOB: 0 BB: 0 P: 5		R: 2 E: 0 K: 0 S: 4	H: 3 LOB: 1 BB: 1 P: 8	1B: 8 2B: 2 3B: 0 HR: 1	SF: 0 SAC: 1 DP: 2 HBP: 1	WP: 0 PB: 0 SB: 1 CS: 0	PA: 40		
PITCHER	IP WLS BF H R ER SO BB IBB HBP BLK WP HR S P ERA WHIP	IP WLS BF H R ER SO BB IBB HBP BLK WP HR S P ERA WHIP	IP WLS BF H R ER SO BB IBB HBP BLK WP HR S P ERA WHIP	IP WLS BF H R ER SO BB IBB HBP BLK WP HR S P ERA WHIP	IP WLS BF H R ER SO BB IBB HBP BLK WP HR S P ERA WHIP	IP WLS BF H R ER SO BB IBB HBP BLK WP HR S P ERA WHIP	IP WLS BF H R ER SO BB IBB HBP BLK WP HR S P ERA WHIP	IP WLS BF H R ER SO BB IBB HBP BLK WP HR S P ERA WHIP	IP WLS BF H R ER SO BB IBB HBP BLK WP HR S P ERA WHIP	IP WLS BF H R ER SO BB IBB HBP BLK WP HR S P ERA WHIP	IP WLS BF H R ER SO BB IBB HBP BLK WP HR S P ERA WHIP	IP WLS BF H R ER SO BB IBB HBP BLK WP HR S P ERA WHIP	IP WLS BF H R ER SO BB IBB HBP BLK WP HR S P ERA WHIP	IP WLS BF H R ER SO BB IBB HBP BLK WP HR S P ERA WHIP	IP WLS BF H R ER SO BB IBB HBP BLK WP HR S P ERA WHIP	IP WLS BF H R ER SO BB IBB HBP BLK WP HR S P ERA WHIP	IP WLS BF H R ER SO BB IBB HBP BLK WP HR S P ERA WHIP	IP WLS BF H R ER SO BB IBB HBP BLK WP HR S P ERA WHIP	IP WLS BF H R ER SO BB IBB HBP BLK WP HR S P ERA WHIP	IP WLS BF H R ER SO BB IBB HBP BLK WP HR S P ERA WHIP	IP WLS BF H R ER SO BB IBB HBP BLK WP HR S P ERA WHIP	IP WLS BF H R ER SO BB IBB HBP BLK WP HR S P ERA WHIP	IP WLS BF H R ER SO BB IBB HBP BLK WP HR S P ERA WHIP	IP WLS BF H R ER SO BB IBB HBP BLK WP HR S P ERA WHIP	IP WLS BF H R ER SO BB IBB HBP BLK WP HR S P ERA WHIP



Batter	1	2	3	4	5	6	7	8	9	AB	R	H	RBI	BB	SO	LOB	TOP					
Andre Dawson, R (1.8) OBP: 0.340, SLG: 0.604	0-3 K (1)		0-0 SF9 (2)		0-0 FC3-6 1B (1)	0-0 1-3 (3)			0-0 6-3 (2)	4	0	1	1	0	1	3						
Rodney Scott, S (1.4) OBP: 0.389, SLG: 0.318	0-0 4-3 (2)		0-0 2B 1B (1)		0-0 FC3-6 (1)		0-0 F7 (1)		0-3 K (3)	5	1	1	0	0	1	1						
Warren Cromartie, L (1.7) OBP: 0.289, SLG: 0.392	0-3 K (3)		0-0 1B 2B (1)		0-0 F7 (2)		0-0 G3 (2)			4	0	1	1	0	1	1						
Ellis Valentine, R (1.9) OBP: 0.240, SLG: 0.213		0-0 F9 (1)	0-0 F7 (3)		0-0 1-3 (3)		0-0 F8 (3)			4	0	0	0	0	0	2						
Tony Perez, R (1.3) OBP: 0.220, SLG: 0.359	0-0 F3 (2)			0-0 F7 (1)		0-0 1B 2B (1)		0-0 BB 1B (1)		4	0	2	0	0	0	0						
Gary Carter, R (1.2) OBP: 0.273, SLG: 0.308	0-0 L7 (3)			0-0 6-3 (2)		0-0 BB 1B (1)		0-0 F8 (1)		4	0	1	0	0	0	1						
Larry Parrish, R (1.5) OBP: 0.308, SLG: 0.333			0-0 E 2B (1)	0-0 HR 1B (1)		0-0 BB (1)		0-0 G5-4-3 BB (1)		2	2	2	0	2	0	0						
Chris Speier, R (1.6) OBP: 0.381, SLG: 0.444			0-0 E4 SF9 (1)	0-0 HR (1)		0-0 L8 (1)		0-0 G5-4-3 BB (1)		4	2	1	2	0	0	5						
Steve Rogers, R (1.1) OBP: 0.500, SLG: 0.571			0-0 6-3 (1)	0-0 6-3 (3)		0-0 P4 (2)		0-3 K (1)		1	0	0	0	0	0	1						
Woodie Fryman, R (3.1)										1	0	0	0	0	0	0						
Tom Hutton, L (6. PH)										1	0	0	0	0	0	3						
Elias Sosa, R (6.1)										0	0	0	0	0	0	0						
Jerry White, S (9. PH)										1	0	0	0	0	1	0						
Inning Stats	R: 0 E: 0 K: 2 S: 7	H: 0 LOB: 0 BB: 0 P: 7	R: 0 E: 0 K: 0 S: 3	H: 0 LOB: 0 BB: 0 P: 3	R: 3 E: 1 K: 0 S: 7	H: 3 LOB: 1 BB: 0 P: 7	R: 2 E: 0 K: 0 S: 5	H: 2 LOB: 2 BB: 0 P: 5	R: 0 E: 0 K: 0 S: 4	H: 1 LOB: 1 BB: 0 P: 4	R: 0 E: 0 K: 0 S: 5	H: 2 LOB: 3 BB: 1 P: 9	R: 0 E: 0 K: 0 S: 3	H: 0 LOB: 0 BB: 0 P: 3	R: 0 E: 0 K: 2 S: 7	H: 1 LOB: 1 BB: 0 P: 7	R: 0 E: 0 K: 0 S: 7	H: 0 LOB: 0 BB: 0 P: 7	1B: 5 2B: 3 3B: 0 HR: 1	SF: 1 SAC: 0 DP: 1 HBP: 0	WP: 0 PB: 0 SB: 1 CS: 0	PA: 38
PITCHER	IP WLS BF H R ER SO BB IBB HBP BLK WP HR S P ERA WHIP																					
Lynn McGlothen, R (1.1) ERA: 4.0	5.0 W 24 8 5 3 2 0 0 0 0 0 1 28 28 5.40 1.600																					
Ray Burris, R (6.1) ERA: 9.0	2.1 10 1 0 0 0 2 0 0 0 0 0 8 16 0.00 1.286																					
Bruce Sutter, R (8.1) ERA:	1.2 S 4 0 0 0 2 0 0 0 0 0 0 8 8 0.00 0.000																					

Montreal Expos @ Chicago Cubs
Wrigley Field, Chicago, IL
Fri Apr 20 1979, 3:33 AM CST
Att: 6,225 - Unknown - 68 F

AB	35
R	5
H	9
RBI	4
BB	2
SO	4
LOB	17



Batter	1	2	3	4	5	6	7	8	9	AB	R	H	RBI	BB	SO	LOB	BOTTOM					
Ivan De Jesus, R (1.6) OBP: 0.277, SLG: 0.400	0-0 L7 (1)		0-0 FC6-4 2B HR (1)	0-0 E5 1B 1B (1)	0-0 6-3 (3)			0-0 F8 (3)		5	2	0	0	0	0	2						
Scot Thompson, L (1.8) OBP: 0.500, SLG: 0.667	0-0 2B 1B (1)		0-0 HR 2B (1)	0-0 P5 (1)		0-0 4-3 (1)				4	2	2	0	0	0	1						
Bill Buckner, L (1.3) OBP: 0.261, SLG: 0.333	0-0 1B 2B (1)		0-0 HR IBB (1)	0-0 L7 (2)		0-0 F7 (2)				3	1	1	1	1	0	1						
Dave Kingman, R (1.7) OBP: 0.372, SLG: 0.658	0-3 K (2)		0-0 HR 1B (1)	0-0 1B (1)		0-3 K (3)				4	1	2	4	0	2	1						
Steve Ontiveros, S (1.5) OBP: 0.357, SLG: 0.324	0-0 G3 (3)		0-0 HR 1B (1)	0-0 1B (1)		0-0 G3 (1)				4	0	2	1	0	0	1						
Bobby Murcer, L (1.9) OBP: 0.387, SLG: 0.240		0-0 4-3 (1)	0-3 K (2)	0-0 F8 (3)		0-0 CS BB (1)				3	0	0	0	1	1	3						
Barry Foote, R (1.2) OBP: 0.235, SLG: 0.188		0-0 P6 (2)	0-3 K (3)		0-0 4-3 6-4-3 BB (1)		0-3 K (2)			3	0	0	0	1	2	2						
Ted Sizemore, R (1.4) OBP: 0.341, SLG: 0.294		0-0 L4 (3)		0-0 E 2B (1)	0-0 6-4-3 (1)		0-0 CS (3)	0-0 5-3 (1)		4	1	1	0	0	0	1						
Lynn McGlothen, L (1.1) OBP: 0.286, SLG: 0.286			0-0 FC6-4 1B (1)	0-0 E8 E 1B (1)	0-0 4-3 (2)			0-3 K (2)		3	1	2	0	0	0	1						
Ray Burris, R (6.1)										0	0	0	0	0	0	0						
Bruce Sutter, R (8.1)										1	0	0	0	0	1	0						
Inning Stats	R: 1 E: 0 K: 1 S: 7	H: 2 LOB: 1 BB: 0 P: 7	R: 0 E: 0 K: 0 S: 3	H: 0 LOB: 0 BB: 0 P: 3	R: 4 E: 0 K: 2 S: 11	H: 4 LOB: 1 BB: 1 P: 15	R: 3 E: 2 K: 0 S: 8	H: 4 LOB: 2 BB: 0 P: 8	R: 0 E: 0 K: 1 S: 5	H: 0 LOB: 0 BB: 1 P: 5	R: 0 E: 0 K: 1 S: 4	H: 0 LOB: 0 BB: 1 P: 8	R: 0 E: 0 K: 1 S: 5	H: 0 LOB: 0 BB: 0 P: 5	R: 0 E: 0 K: 1 S: 7	H: 0 LOB: 0 BB: 0 P: 7	R: 0 E: 0 K: 0 S: 7	H: 0 LOB: 0 BB: 0 P: 7	1B: 6 2B: 3 3B: 0 HR: 1	SF: 0 SAC: 0 DP: 0 HBP: 0	WP: 0 PB: 0 SB: 0 CS: 1	PA: 38
PITCHER	IP WLS BF H R ER SO BB IBB HBP BLK WP HR S P ERA WHIP																					
Steve Rogers, R (1.1) ERA: 4.81	2.1 L 14 4 3 0 2 1 0 0 0 0 0 17 21 0.00 1.875																					
Woodie Fryman, L (3.1) ERA: 1.13	2.2 14 4 3 0 2 1 0 0 0 0 0 17 21 0.00 1.875																					
Elias Sosa, R (6.1) ERA:	3.0 9 0 0 0 3 1 0 0 0 0 0 14 18 0.00 0.333																					

Montreal Expos @ Chicago Cubs
Wrigley Field, Chicago, IL
Fri Apr 20 1979, 3:33 AM CST
Att: 6,225 - Unknown - 68 F

AB	34
R	8
H	10
RBI	6
BB	3
SO	6
LOB	13



Batter	1	2	3	4	5	6	7	8	9	AB	R	H	RBI	BB	SO	LOB	TOP								
Andre Dawson, R OBP: 0.345, SLG: 0.642 (1, 8)										5	2	2	0	0	1	2									
Rodney Scott, S OBP: 0.397, SLG: 0.319 (1, 4)										3	1	1	1	1	0	1									
Warren Cromartie, L OBP: 0.321, SLG: 0.426 (1, 7)										3	0	2	1	1	0	0									
Ellis Valentine, R OBP: 0.259, SLG: 0.220 Ken Macha, R (8, 9)										3	0	1	1	1	0	1									
Tony Perez, R OBP: 0.222, SLG: 0.349 (1, 3)										4	0	1	0	0	1	4									
Gary Carter, R OBP: 0.313, SLG: 0.300 (1, 2)										1	0	0	0	3	1	0									
Larry Parrish, R OBP: 0.286, SLG: 0.308 (1, 5)										3	0	0	0	0	2	2									
Chris Speier, R OBP: 0.370, SLG: 0.425 (1, 6)										4	0	1	0	0	0	2									
Dan Schatzeder, L (1, 1)										2	0	0	0	0	0	0									
David Palmer, R (6, 1)										0	0	0	0	0	0	0									
Tom Hutton, L (7, PH)										1	0	0	0	1	0	0									
Stan Bahnsen, R (7, 1)										0	0	0	0	0	0	0									
Jerry White, S (9, PH)										1	0	0	0	0	0	2									
Inning Stats	R: 1 E: 0 K: 0 S: 4	H: 2 LOB: 0 BB: 0 P: 4	R: 0 E: 0 K: 1 S: 5	H: 0 LOB: 0 BB: 0 P: 5	R: 0 E: 0 K: 1 S: 5	H: 0 LOB: 0 BB: 0 P: 5	R: 0 E: 0 K: 0 S: 3	H: 0 LOB: 0 BB: 0 P: 3	R: 0 E: 0 K: 1 S: 5	H: 1 LOB: 1 BB: 1 P: 9	R: 2 E: 0 K: 1 S: 7	H: 3 LOB: 2 BB: 2 P: 15	R: 0 E: 0 K: 2 S: 7	H: 0 LOB: 0 BB: 0 P: 7	R: 0 E: 0 K: 0 S: 3	H: 1 LOB: 2 BB: 1 P: 11	R: 0 E: 0 K: 0 S: 4	H: 1 LOB: 2 BB: 1 P: 8	1B: 5 2B: 2 3B: 1 HR: 0	SF: 0 SAC: 1 DP: 2 HBP: 0	WP: 0 PB: 0 SB: 1 CS: 0	PA: 38			
PITCHER	IP	WLS	BF	H	R	ER	SO	BB	IBB	HBP	BLK	WP	HR	S	P	ERA	WHIP								
Mike Krukow, R ERA: 3.86 (1, 1)	5.1		22	6	3	3	3	1	1	0	0	0	0	26	34	5.06	1.312								
Donnie Moore, R ERA: 2.57 (6, 1)	0.2	W	2	0	0	0	1	1	0	0	0	0	0	3	7	0.00	1.500								
Ray Burris, R ERA: 6.75 (7, 1)	1.2		7	1	0	0	2	2	0	0	0	0	0	3	17	0.00	1.800								
Bruce Sutter, R ERA: (8, 1)	1.1	S	6	1	0	0	0	1	0	0	0	0	0	5	9	0.00	1.500								

Montreal Expos @ Chicago Cubs
Wrigley Field, Chicago, IL
Sat Apr 21 1979, 3:33 AM CST
Att: 19,911 - Overcast - 42 F

AB	30
R	3
H	8
RBI	3
BB	6
SO	6
LOB	14



Batter	1	2	3	4	5	6	7	8	9	AB	R	H	RBI	BB	SO	LOB	BOTTOM								
Ivan De Jesus, R OBP: 0.275, SLG: 0.388 (1, 6)										4	0	1	1	0	1	1									
Jerry Martin, R OBP: 0.256, SLG: 0.250 (1, 8)										4	0	0	0	1	0	4									
Bill Buckner, L OBP: 0.275, SLG: 0.348 (1, 3)										4	0	1	1	1	0	2									
Dave Kingman, R OBP: 0.362, SLG: 0.610 Ray Burris, R Bruce Sutter, R (7, 1) (8, 1)										3	0	0	0	1	1	4									
Steve Ontiveros, S OBP: 0.370, SLG: 0.325 (1, 5)										3	1	1	0	1	0	2									
Mike Vail, R OBP: 0.750, SLG: 1.000 (1, 9)										2	1	2	1	2	0	0									
Barry Foote, R OBP: 0.222, SLG: 0.176 Larry Bittner, L Sam Mejias, R (1, 2) (6, PH) (6, PR) (7, 7)										2	0	0	0	0	1	3									
Ted Sizemore, R OBP: 0.318, SLG: 0.270 (1, 4)										3	0	0	0	0	1	4									
Mike Krukow, R OBP: 0.333, SLG: 0.333 Donnie Moore, L Bobby Murcer, L Tim Blackwell, S (1, 1) (6, 1) (6, PH) (7, 2)										2	1	1	0	0	0	1									
Inning Stats	R: 0 E: 0 K: 0 S: 3	H: 0 LOB: 2 BB: 2 P: 13	R: 1 E: 0 K: 0 S: 5	H: 2 LOB: 2 BB: 1 P: 9	R: 0 E: 1 K: 1 S: 6	H: 1 LOB: 1 BB: 0 P: 6	R: 0 E: 0 K: 0 S: 3	H: 0 LOB: 1 BB: 1 P: 7	R: 3 E: 0 K: 0 S: 7	H: 4 LOB: 3 BB: 2 P: 15	R: 0 E: 0 K: 2 S: 7	H: 0 LOB: 1 BB: 1 P: 11	R: 0 E: 0 K: 1 S: 6	H: 1 LOB: 1 BB: 0 P: 6	1B: 6 2B: 1 3B: 1 HR: 0	SF: 0 SAC: 2 DP: 0 HBP: 0	WP: 1 PB: 0 SB: 0 CS: 0	PA: 39							
PITCHER	IP	WLS	BF	H	R	ER	SO	BB	IBB	HBP	BLK	WP	HR	S	P	ERA	WHIP								
Dan Schatzeder, L ERA: 3.86 (1, 1)	5.0		24	5	3	3	2	4	0	0	0	0	0	24	40	5.40	1.800								
David Palmer, R ERA: 3.12 (6, 1)	1.0	L	7	2	1	1	0	0	2	0	0	0	0	5	13	9.00	2.000								
Stan Bahnsen, R ERA: 1.74 (7, 1)	2.0		8	1	0	0	3	1	0	0	0	0	0	13	17	0.00	1.000								

Montreal Expos @ Chicago Cubs
Wrigley Field, Chicago, IL
Sat Apr 21 1979, 3:33 AM CST
Att: 19,911 - Overcast - 42 F

AB	30
R	4
H	8
RBI	4
BB	7
SO	5
LOB	22



Batter	1	2	3	4	5	6	7	8	9	AB	R	H	RBI	BB	SO	LOB	TOP						
Andre Dawson, R (1, 8) OBP: 0.338, SLG: 0.614	0-0 6-3		0-0 F9			0-3 K		0-0 2H 1B		4	0	1	1	0	1	1	Montreal Expos @ Chicago Cubs Wrigley Field, Chicago, IL Sun Apr 22 1979, 3:33 AM CST Att: 20,041 - Sunny - 45 F						
Rodney Scott, S (1, 4) OBP: 0.371, SLG: 0.294	0-0 1-3		0-0 4-3			0-0 F7		0-0 5-3		4	0	0	0	0	0	2							
Warren Cromartie, L (1, 7) OBP: 0.333, SLG: 0.446	0-0 P6			0-0 2B		0-0 4-3			0-0 G6-4-3 1B	4	0	2	0	0	0	0							
Ellis Valentine, R (1, 9) OBP: 0.259, SLG: 0.208		0-0 L5		0-0 L3		4-0 G5-4-3 BB		0-0 G6-4-3 1-2	3	0	0	0	1	0	2								
Tony Perez, R (1, 3) OBP: 0.204, SLG: 0.319		0-0 4-3		0-0 F3		0-0 G5-4-3 1-2		0-0 1-3	4	0	0	0	0	0	2								
Larry Parrish, R (1, 5) OBP: 0.289, SLG: 0.310		0-0 FC4-6 1B		0-0 F8		0-0 L8			3	0	1	0	0	0	1								
Chris Speier, R (1, 6) OBP: 0.347, SLG: 0.395		0-0 FC4-6 1-2		0-0 F8				0-0 6-3	3	0	0	0	0	0	1								
Duffy Dyer, R (1, 2) OBP: 0.250, SLG: 0.250			0-0 SH3-4 1B		0-0 L9			0-3 K	3	0	1	0	0	1	0								
Scott Sanderson, R (1, 1) Rudy May, L (7, 1) Elias Sosa, R (7, 1) Tony Solaita, L (8, PH) Woodie Fryman, R (8, 1)			0-0 SH3-4 1-2		0-0 6-3			0-0 1B 2B	1	0	0	0	0	0	0								
Inning Stats	R: 0 E: 0 K: 0 S: 3	H: 0 LOB: 0 BB: 0 P: 3	R: 0 E: 0 K: 0 S: 4	H: 1 LOB: 1 BB: 0 P: 4	R: 0 E: 0 K: 0 S: 4	H: 1 LOB: 1 BB: 0 P: 4	R: 0 E: 0 K: 0 S: 4	H: 0 LOB: 0 BB: 0 P: 3	R: 0 E: 0 K: 1 S: 5	H: 0 LOB: 0 BB: 0 P: 5	R: 0 E: 0 K: 0 S: 2	H: 0 LOB: 0 BB: 1 P: 6	R: 1 E: 0 K: 1 S: 7	H: 2 LOB: 1 BB: 0 P: 7	R: 0 E: 0 K: 0 S: 3	H: 1 LOB: 0 BB: 0 P: 3		1B: 4 2B: 2 3B: 0 HR: 0	SF: 0 SAC: 1 DP: 2 HBP: 0	WP: 0 PB: 0 SB: 0 CS: 0	PA: 32		
PITCHER Rick Reuschel, R (1, 1) ERA: 3.16	IP: 9.0 WLS: W BF: 32 H: 6 R: 1 ER: 1 SO: 2 BB: 1 IBB: 0 HBP: 0 BLK: 0 WP: 0 HR: 0 S: 35 P: 39 ERA: 1.00 WHIP: 0.778											PITCHER	IP: 9.0 WLS: W BF: 32 H: 6 R: 1 ER: 1 SO: 2 BB: 1 IBB: 0 HBP: 0 BLK: 0 WP: 0 HR: 0 S: 35 P: 39 ERA: 1.00 WHIP: 0.778										

AB	30
R	1
H	6
RBI	1
BB	1
SO	2
LOB	9



Batter	1	2	3	4	5	6	7	8	9	AB	R	H	RBI	BB	SO	LOB	BOTTOM						
Ivan De Jesus, R (1, 6) OBP: 0.273, SLG: 0.377	0-0 L7		0-0 6-3			0-0 CS 1B		0-0 5-3		4	0	1	0	0	0	2	Montreal Expos @ Chicago Cubs Wrigley Field, Chicago, IL Sun Apr 22 1979, 3:33 AM CST Att: 20,041 - Sunny - 45 F						
Scot Thompson, L (1, 8) OBP: 0.480, SLG: 0.625 Jerry Martin, R (8, PH) OBP: 0.250, SLG: 0.243 (9, 8)	0-0 F7			0-0 1-3 HR 1B		0-0 F9 1-2		0-3 K	3	1	1	0	0	0	1								
Bill Buckner, L (1, 3) OBP: 0.273, SLG: 0.360	0-0 2B			0-0 1-3 1-2		0-0 4-3		0-0 L8	4	0	1	0	0	0	1								
Dave Kingman, R (1, 7) OBP: 0.392, SLG: 0.705 Sam Mejias, R (8, PR) (9, 7)	0-3 K			0-0 HR		0-0 SH1-3 SF7 2B		4-0 FC6-4 BB	3	2	2	2	1	1	1								
Steve Ontiveros, S (1, 5) OBP: 0.347, SLG: 0.302		0-0 3-1		0-0 L6		0-0 SH1-3 2-3		0-0 FC6-4 1-2	3	0	0	0	0	0	1								
Bobby Murcer, L (1, 9) OBP: 0.371, SLG: 0.222	0-3 K			0-3 K		0-0 SF7			2	0	0	1	0	2	0								
Barry Foote, R (1, 2) OBP: 0.231, SLG: 0.270	0-3 K				0-0 4-3		0-0 HR		3	1	1	1	0	1	0								
Ted Sizemore, R (1, 4) OBP: 0.340, SLG: 0.300			0-3 K		0-0 L1 1B		0-0 BB 1B		3	0	2	0	0	1	0								
Rick Reuschel, R (1, 1) ERA: 3.16			0-0 F7		0-0 L1 1-2		4-0 BB		2	0	0	0	1	0	1								
Inning Stats	R: 0 E: 0 K: 1 S: 6	H: 1 LOB: 1 BB: 0 P: 6	R: 0 E: 0 K: 2 S: 7	H: 0 LOB: 0 BB: 0 P: 7	R: 0 E: 0 K: 1 S: 5	H: 0 LOB: 0 BB: 0 P: 5	R: 2 E: 0 K: 1 S: 7	H: 2 LOB: 0 BB: 0 P: 7	R: 0 E: 0 K: 0 S: 3	H: 1 LOB: 0 BB: 0 P: 3	R: 2 E: 0 K: 0 S: 6	H: 3 LOB: 2 BB: 1 P: 10	R: 0 E: 0 K: 1 S: 5	H: 0 LOB: 1 BB: 1 P: 9	R: 0 E: 0 K: 0 S: 3	H: 0 LOB: 1 BB: 1 P: 9		1B: 4 2B: 3 3B: 0 HR: 2	SF: 1 SAC: 1 DP: 1 HBP: 0	WP: 0 PB: 0 SB: 0 CS: 1	PA: 32		
PITCHER Scott Sanderson, R (1, 1) ERA: 4.0 Rudy May, L (7, 1) ERA: 3.0 Elias Sosa, R (7, 1) ERA: Woodie Fryman, L (8, 1) ERA: 1.0	IP: 6.0 WLS: L BF: 22 H: 6 R: 3 ER: 3 SO: 5 BB: 0 IBB: 0 HBP: 0 BLK: 0 WP: 0 HR: 1 S: 4 P: 32 ERA: 4.50 WHIP: 1.000											PITCHER	IP: 6.0 WLS: L BF: 22 H: 6 R: 3 ER: 3 SO: 5 BB: 0 IBB: 0 HBP: 0 BLK: 0 WP: 0 HR: 1 S: 4 P: 32 ERA: 4.50 WHIP: 1.000										

AB	28
R	4
H	8
RBI	4
BB	2
SO	6
LOB	7



Batter	1	2	3	4	5	6	7	8	9	AB	R	H	RBI	BB	SO	LOB	TOP			
Gene Richards, L (1, 8) OBP: 0.286, SLG: 0.333	F7		BB		G3			HR		3	1	1	1	1	0	1	San Diego Padres @ Montreal Expos Olympic Stadium, Montreal, QB Tue Apr 24 1979, 3:33 AM EST Att: 5,152 - Unknown			
Ozzie Smith, S (1, 6) OBP: 0.224, SLG: 0.188	5-3		F8			BB		F7		3	0	0	0	1	0	2				
Jerry Turner, L (1, 7) OBP: 0.351, SLG: 0.377	6-3			4-3					1B	4	0	1	0	0	0	1				
Dave Winfield, R (1, 9) OBP: 0.475, SLG: 0.694		CS		6-3				1B		4	0	1	0	0	0	2				
Gene Tenace, R (1, 2) OBP: 0.422, SLG: 0.478	K			FC6-4				F8	L5	4	0	1	0	0	1	2				
Barry Evans, R (1, 5) OBP: 0.238, SLG: 0.254	F6			FC6-4					6-3	4	0	0	0	0	0	1				
Mike Hargrove, L (1, 3) OBP: 0.368, SLG: 0.273			6-3		F7				4-3	4	0	0	0	0	0	0				
Fernando Gonzalez, R (1, 4) OBP: 0.305, SLG: 0.421				FC1-6					F7	3	0	2	0	0	0	0				
Randy Jones, R (1, 1) OBP: 0.167, SLG: 0.167					FC1-4					1	0	0	0	0	0	1				
Don Reynolds, R (5, PH) OBP: 0.200, SLG: 0.600					FC1-4				F3	1	0	0	0	0	0	1				
Eric Rasmussen, R (5, PH) OBP: 0.125, SLG: 0.125										1	0	0	0	0	0	0				
Bill Almon, R (8, PH) OBP: 0.375, SLG: 0.438										1	0	0	0	0	0	0				
Mark Lee, R (8, 1)										0	0	0	0	0	0	0				
Inning Stats	R: 0 E: 0 K: 0 S: 3	H: 0 LOB: 0 BB: 0 P: 3	R: 0 E: 0 K: 1 S: 5	H: 1 LOB: 0 BB: 0 P: 5	R: 0 E: 0 K: 0 S: 4	H: 1 LOB: 2 BB: 1 P: 8	R: 0 E: 0 K: 0 S: 4	H: 1 LOB: 1 BB: 0 P: 4	R: 0 E: 0 K: 0 S: 3	H: 0 LOB: 1 BB: 1 P: 7	R: 0 E: 0 K: 0 S: 3	H: 0 LOB: 0 BB: 0 P: 3	R: 1 E: 0 K: 0 S: 5	H: 2 LOB: 1 BB: 0 P: 5	R: 0 E: 0 K: 0 S: 3	H: 0 LOB: 0 BB: 0 P: 3	1B: 5 2B: 0 3B: 0 HR: 1	SF: 0 SAC: 0 DP: 0 HBP: 0	WP: 0 PB: 0 SB: 0 CS: 1	PA: 34
PITCHER Ross Grimsley, L (1, 1) ERA: 3.04	IP: 9.0 WLS: W BF: 34 H: 6 R: 1 ER: 1 SO: 1 BB: 2 IBB: 0 HBP: 0 BLK: 0 WP: 0 HR: 1 S: 34 P: 42 ERA: 1.00 WHIP: 0.889																			

AB	32
R	1
H	6
RBI	1
BB	2
SO	1
LOB	11



Batter	1	2	3	4	5	6	7	8	9	AB	R	H	RBI	BB	SO	LOB	BOTTOM			
Andre Dawson, R (1, 8) OBP: 0.348, SLG: 0.600	K	2B			6-3			CS		3	0	1	1	1	1	0	San Diego Padres @ Montreal Expos Olympic Stadium, Montreal, QB Tue Apr 24 1979, 3:33 AM EST Att: 5,152 - Unknown			
Rodney Scott, S (1, 4) OBP: 0.379, SLG: 0.327	K				K			2-3		4	1	2	1	0	2	0				
Warren Cromartie, L (1, 7) OBP: 0.329, SLG: 0.452	G3			4-3				2-3		4	0	1	0	0	0	1				
Ellis Valentine, R (1, 9) OBP: 0.274, SLG: 0.281		HR			F8			6-3		4	1	2	2	0	0	1				
Tony Perez, R (1, 3) OBP: 0.226, SLG: 0.320		F9			1B			4-3		3	0	1	0	1	0	0				
Gary Carter, R (1, 2) OBP: 0.327, SLG: 0.318		1B		K				F8		4	1	2	0	0	1	3				
Larry Parrish, R (1, 5) OBP: 0.286, SLG: 0.304		FC1-5			L7			K		4	0	1	0	0	1	1				
Chris Speier, R (1, 6) OBP: 0.358, SLG: 0.404		FC1-5			5-3			E9		4	1	2	1	0	0	0				
Ross Grimsley, L (1, 1)		FC1-5			5-3			4-3		4	1	0	0	0	0	4				
Inning Stats	R: 0 E: 0 K: 2 S: 7	H: 6 LOB: 0 BB: 0 P: 7	R: 4 E: 0 K: 0 S: 8	H: 6 LOB: 2 BB: 0 P: 8	R: 0 E: 0 K: 1 S: 6	H: 1 LOB: 1 BB: 0 P: 6	R: 0 E: 0 K: 0 S: 3	H: 0 LOB: 0 BB: 0 P: 3	R: 0 E: 0 K: 1 S: 6	H: 1 LOB: 1 BB: 0 P: 6	R: 0 E: 1 K: 1 S: 7	H: 2 LOB: 2 BB: 0 P: 7	R: 1 E: 0 K: 0 S: 4	H: 2 LOB: 2 BB: 2 P: 12	R: 0 E: 0 K: 0 S: 3	H: 0 LOB: 0 BB: 0 P: 3		1B: 9 2B: 2 3B: 0 HR: 1	SF: 0 SAC: 0 DP: 0 HBP: 0	WP: 0 PB: 0 SB: 0 CS: 1
PITCHER Randy Jones, L (1, 1) ERA: 5.59	IP: 4.0 WLS: L BF: 18 H: 7 R: 4 ER: 4 SO: 3 BB: 0 IBB: 0 HBP: 0 BLK: 0 WP: 0 HR: 1 S: 24 P: 24 ERA: 9.00 WHIP: 1.750																			
PITCHER Eric Rasmussen, R (5, 1) ERA: 5.84	IP: 3.0 WLS: L BF: 15 H: 5 R: 1 ER: 1 SO: 2 BB: 2 IBB: 0 HBP: 0 BLK: 0 WP: 0 HR: 0 S: 17 P: 25 ERA: 3.00 WHIP: 2.333																			
PITCHER Mark Lee, R (8, 1) ERA: 6.52	IP: 1.0 WLS: L BF: 3 H: 0 R: 0 ER: 0 SO: 0 BB: 0 IBB: 0 HBP: 0 BLK: 0 WP: 0 HR: 0 S: 3 P: 3 ERA: 0.00 WHIP: 0.000																			

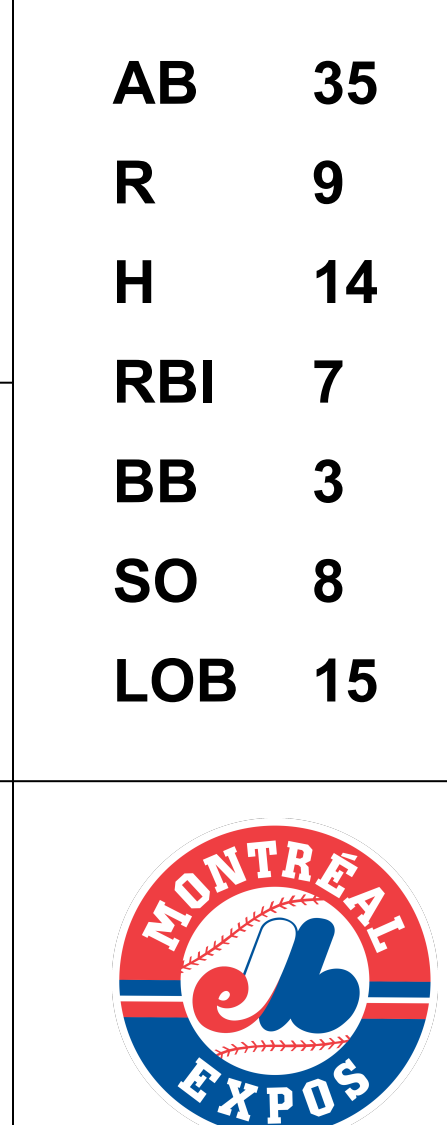


Batter	1	2	3	4	5	6	7	8	9	AB	R	H	RBI	BB	SO	LOB	TOP
Gene Richards, L (1.8) OBP: 0.287, SLG: 0.325 John D'Acquisto, R (5.1) OBP: 0.250, SLG: 0.500 Gene Tenace, R (7.7) OBP: 0.424, SLG: 0.468	4-0 SH5-4 1B BB		0-0 F8		0-0 4-3		0-3 K		4-0 1B BB	2	1	0	0	1	0	1	<p>San Diego Padres @ Montreal Expos</p> <p>Olympic Stadium, Montreal, QB</p> <p>Wed Apr 25 1979, 3:33 AM EST</p> <p>Att: 5,812 - Unknown</p>
Ozzie Smith, S (1.6) OBP: 0.225, SLG: 0.192	0-0 SH5-4 1-2		0-0 2-3		0-0 F8		0-0 F5		0-0 1B	4	0	1	0	0	0	2	
Jerry Turner, L (1.7) OBP: 0.367, SLG: 0.397	4-0 1B BB		0-0 L7			0-0 2B 2B		0-0 2B 1B	4	2	2	0	1	0	2		
Dave Winfield, R (1.9) OBP: 0.471, SLG: 0.688	0-3 K			0-0 1B		0-0 F3		0-0 1B 2B	5	1	2	1	0	2	5		
Dan Briggs, L (1.3) OBP: 0.333, SLG: 0.357	0-0 FC6-4 1-3 2-H 1B		0-0 F7		0-0 2B 2B		0-0 F8		0-0 4-3	5	1	2	2	0	0	4	
Barry Evans, R (1.5) OBP: 0.233, SLG: 0.246 Kurt Bevacqua, R (6.5) OBP: 0.636, SLG: 0.857	0-0 FC6-4 1-2		0-0 F8		0-0 G3 2-H 2B		0-0 1B BB			2	0	0	0	0	0	3	
Bill Fahey, L (1.2) OBP: 0.286, SLG: 0.357		0-0 F9		0-0 F8		0-0 G3		0-0 1B 1B	4	0	1	1	0	0	2		
Fernando Gonzalez, R (1.4) OBP: 0.302, SLG: 0.410		0-0 F7		0-0 4-3		0-0 F3		0-0 1B 1B	4	0	1	1	0	0	1		
Bob Shirley, R Steve Mura, R Mike Hagwood, L Bill Almon, R Rollie Fingers, R Broderick Perkins, L Mark Lee, R Rick Overton, L	0-3 K		0-0 4-3 2B		0-0 CS BB		0-0 G4-6-3 1-2			0	0	0	0	0	0	0	
Inning Stats	R: 1 E: 0 K: 1 S: 6	H: 1 LOB: 2 BB: 2 P: 14	R: 0 E: 0 K: 1 S: 5	H: 0 LOB: 0 BB: 0 P: 5	R: 0 E: 0 K: 0 S: 3	H: 1 LOB: 0 BB: 0 P: 4	R: 0 E: 0 K: 0 S: 4	H: 3 LOB: 1 BB: 0 P: 6	R: 0 E: 0 K: 1 S: 4	H: 0 LOB: 1 BB: 1 P: 8	R: 3 E: 0 K: 0 S: 6	H: 4 LOB: 1 BB: 1 P: 10	R: 0 E: 0 K: 1 S: 6	H: 1 LOB: 2 BB: 1 P: 10	1B: 6 2B: 6 3B: 0 HR: 0	SF: 0 SAC: 1 DP: 2 HBP: 0	
PITCHER	IP WLS BF H R ER SO BB IBB HBP BLK WP HR S P ERA WHIP																
Steve Rogers, R (1.1) ERA: 4.85	5.1 W 24 6 3 3 2 2 0 0 0 0 0 26 34 5.06 1.500																
Elias Sosa, R (6.1) ERA: 1.94	2.0 11 4 3 3 1 2 0 0 0 0 0 11 19 13.50 3.000																
Dan Schatzeder, L (8.1) ERA: 3.38	1.0 4 1 0 0 0 1 0 0 0 0 0 0 3 7 0.00 2.000																
David Palmer, R (9.1) ERA: 2.89	0.2 S 2 0 0 0 1 0 0 0 0 0 0 0 4 4 0.00 0.000																

AB	35
R	6
H	11
RBI	6
BB	5
SO	4
LOB	23



Batter	1	2	3	4	5	6	7	8	9	AB	R	H	RBI	BB	SO	LOB	BOTTOM
Andre Dawson, R (1.8) OBP: 0.338, SLG: 0.569	0-3 K	0-0 F9		0-0 E5		0-0 1B		0-0 F2		5	0	1	0	0	1	1	<p>San Diego Padres @ Montreal Expos</p> <p>Olympic Stadium, Montreal, QB</p> <p>Wed Apr 25 1979, 3:33 AM EST</p> <p>Att: 5,812 - Unknown</p>
Rodney Scott, S (1.4) OBP: 0.408, SLG: 0.362	0-0 3B 2B	4-0 3-1 BB		0-0 4-3			4-0 1B BLK BB	0-0 E7 1B 2-H 1B		3	2	2	1	2	0	1	
Warren Cromartie, L (1.7) OBP: 0.349, SLG: 0.493	0-0 2-H 1B 3B	0-0 3-1		0-0 F5			0-0 1B BLK 1B	0-0 FC6-4 1B		5	2	3	1	0	0	1	
Tony Perez, R (1.3) OBP: 0.241, SLG: 0.327	0-0 HR 1B	0-3 K		0-0 1B			0-3 K	0-0 FC6-4		5	1	2	1	0	2	5	
Gary Carter, R (1.2) OBP: 0.357, SLG: 0.354	0-0 HR 1B		0-0 4-3		0-0 FC6-4 1B		0-0 BLK SF7 1B			4	2	3	0	0	0	0	
Jerry White, S (1.9) OBP: 0.417, SLG: 1.000	0-0 1-H 2-H HR		0-3 K		0-0 FC6-4		0-0 SF7			3	1	1	4	0	1	2	
Lary Parrish, R (1.5) OBP: 0.300, SLG: 0.340 Ken Macha, R (2.5)	0-0 2B		0-3 K		0-3 K		0-3 6-3			1	0	1	0	0	0	0	
Chris Speier, R (1.6) OBP: 0.368, SLG: 0.400	0-0 F9		0-3 K		4-0 B1-6-4 BB		0-0 SH2-4 E 1B			3	1	1	0	1	1	1	
Steve Rogers, R (1.1) OBP: 0.400, SLG: 0.444 Elias Sosa, R (6.1) Dan Schatzeder, L (8.1) David Palmer, R (9.1)	0-3 K		0-0 G3		0-0 B1-6-4		0-0 SH2-4			2	0	0	0	0	1	1	
Inning Stats	R: 5 E: 0 K: 2 S: 13	H: 6 LOB: 1 BB: 0 P: 13	R: 0 E: 0 K: 1 S: 5	H: 0 LOB: 1 BB: 1 P: 9	R: 0 E: 0 K: 2 S: 7	H: 0 LOB: 0 BB: 0 P: 7	R: 0 E: 1 K: 1 S: 6	H: 1 LOB: 1 BB: 1 P: 6	R: 3 E: 0 K: 1 S: 7	H: 2 LOB: 0 BB: 1 P: 11	R: 1 E: 1 K: 0 S: 6	H: 3 LOB: 2 BB: 0 P: 6	1B: 10 2B: 2 3B: 1 HR: 1	SF: 1 SAC: 1 DP: 1 HBP: 0	WP: 0 PA: 40 PB: 0 SB: 0 CS: 0		
PITCHER	IP WLS BF H R ER SO BB IBB HBP BLK WP HR S P ERA WHIP																
Bob Shirley, L (1.1) ERA: 7.56	0.1 L 7 6 5 5 1 0 0 0 0 0 0 0 22 26 0.00 0.273																
Steve Mura, R (1.1) ERA: 2.4	3.2 13 0 0 0 5 1 0 0 0 0 0 0 9 13 0.00 2.000																
John D'Acquisto, R (5.1) ERA: 7.82	2.0 8 3 0 0 1 1 0 0 0 0 0 0 7 11 27.00 3.000																
Rollie Fingers, R (7.1) ERA: 3.77	1.0 6 2 3 3 1 1 0 0 1 0 0 0 4 4 13.50 3.000																
Mark Lee, R (8.1) ERA: 6.97	0.2 4 2 1 1 0 0 0 0 0 0 0 0 4 4 13.50 3.000																



Batter	1	2	3	4	5	6	7	8	9	AB	R	H	RBI	BB	SO	LOB	TOP			
Bill Madlock, R OBP: 0.207, SLG: 0.205	F2		F3		F7		1B HR			5	1	2	2	0	0	0	San Francisco Giants @ Montreal Expos Olympic Stadium, Montreal, QB Fri Apr 27 1979, 3:33 AM EST Att: 7,210 - Unknown			
Terry Whitfield, L OBP: 0.372, SLG: 0.449	1B		1B		F8		F8	F8		5	0	2	0	0	0	3				
Jack Clark, R OBP: 0.361, SLG: 0.425	F9		5-3		F7		HR		K	5	1	1	1	0	1	2				
Mike Ivie, R OBP: 0.314, SLG: 0.492	5-3				F9		6-3		HR	5	2	2	4	0	0	1				
Darrell Evans, L OBP: 0.317, SLG: 0.356		3-1			HR		F5		HR	4	1	2	1	1	0	0				
Larry Hemdon, R OBP: 0.438, SLG: 0.538		F7					F8		WP	4	0	1	0	0	0	1				
Dave Roberts, L									BB	0	0	0	0	0	0	0				
Gary Lavelle, S					E		K		WP	0	0	0	0	0	0	0				
Max Venable, L OBP: 0.250, SLG: 0.250					1B				1B	1	0	1	0	0	0	0				
Marc Hill, R OBP: 0.214, SLG: 0.200					1-3		F2		K	5	0	1	0	0	1	4				
Johnnie LeMaster, R OBP: 0.435, SLG: 0.368		5-3			E6		1B		F6	4	2	1	0	1	0	4				
Bob Knepper, L					2-3		2B		1-2	1	0	0	0	0	1	0				
Hector Cruz, R OBP: 0.375, SLG: 0.875					F7		1B		1-3	1	0	0	0	0	0	2				
Randy Moffitt, R							1B			0	0	0	0	0	0	0				
John Tamargo, S							1B			1	1	1	0	0	0	0				
Bill North, S OBP: 0.333, SLG: 0.231							1B			1	0	0	0	0	0	1				
Inning Stats	R: 0 E: 0 K: 0 S: 10	H: 1 LOB: 1 BB: 0 P: 14	R: 0 E: 0 K: 0 S: 7	H: 1 LOB: 1 BB: 0 P: 11	R: 0 E: 0 K: 1 S: 10	H: 1 LOB: 1 BB: 0 P: 15	R: 1 E: 1 K: 0 S: 13	H: 2 LOB: 2 BB: 0 P: 19	R: 0 E: 0 K: 0 S: 4	H: 1 LOB: 1 BB: 0 P: 4	R: 5 E: 0 K: 1 S: 10	H: 5 LOB: 0 BB: 0 P: 10	R: 1 E: 0 K: 0 S: 4	H: 1 LOB: 1 BB: 1 P: 8	R: 1 E: 0 K: 2 S: 9	H: 2 LOB: 2 BB: 1 P: 13	1B: 10 2B: 1 3B: 0 HR: 3	SF: 0 SAC: 0 DP: 0 HBP: 0	WP: 1 PB: 0 SB: 0 CS: 0	PA: 44
PITCHER	IP WLS BF H R ER SO BB IBB HBP BLK WP HR S P ERA WHIP																			
Bill Lee, L ERA: 2.7	6.1 W 30 10 5 5 1 0 0 0 0 0 1 2 52 71 7.11 1.579																			
Stan Bahnsen, R ERA: 3.46	2.2 14 4 3 3 3 2 0 0 0 0 1 2 18 26 10.12 2.250																			

Batter	1	2	3	4	5	6	7	8	9	AB	R	H	RBI	BB	SO	LOB	BOTTOM			
Andre Dawson, R OBP: 0.368, SLG: 0.686	F7						1B			5	4	4	3	0	0	0	San Francisco Giants @ Montreal Expos Olympic Stadium, Montreal, QB Fri Apr 27 1979, 3:33 AM EST Att: 7,210 - Unknown			
Tom Hutton, L		HR				HR				0	0	0	0	0	0	0				
Rodney Scott, S OBP: 0.413, SLG: 0.371							1-3			4	2	2	1	0	0	0				
Dave Cash, R	1B						1-3			1	0	0	0	0	0	2				
Warren Cromartie, L OBP: 0.365, SLG: 0.514	1B									5	2	3	2	0	0	0				
Tony Perez, R OBP: 0.258, SLG: 0.339	1B									4	2	2	3	0	0	0				
Tony Solaita, L OBP: 0.455, SLG: 0.556	1B									1	0	0	0	0	1	1				
Gary Carter, R OBP: 0.383, SLG: 0.490	F2									3	2	2	3	1	0	2				
Duffy Dyer, R OBP: 0.400, SLG: 0.400										1	0	1	0	0	0	0				
Jerry White, S OBP: 0.353, SLG: 0.750	1B									5	0	1	1	0	0	2				
Larry Parrish, R OBP: 0.309, SLG: 0.365	1B									5	0	2	1	0	1	2				
Chris Speier, R OBP: 0.377, SLG: 0.385										2	1	0	0	2	0	0				
Jim Mason, L OBP: 0.333, SLG: 0.333										1	0	0	0	0	0	1				
Bill Lee, L OBP: 0.111, SLG: 0.111										3	0	0	0	0	1	3				
Stan Bahnsen, R										1	1	0	0	0	0	2				
Inning Stats	R: 3 E: 0 K: 1 S: 23	H: 5 LOB: 3 BB: 1 P: 38	R: 1 E: 0 K: 0 S: 4	H: 1 LOB: 0 BB: 0 P: 6	R: 1 E: 0 K: 0 S: 6	H: 1 LOB: 0 BB: 0 P: 8	R: 1 E: 0 K: 0 S: 4	H: 1 LOB: 0 BB: 0 P: 4	R: 0 E: 0 K: 1 S: 5	H: 0 LOB: 0 BB: 1 P: 9	R: 5 E: 0 K: 0 S: 8	H: 5 LOB: 0 BB: 0 P: 8	R: 3 E: 0 K: 1 S: 8	H: 3 LOB: 1 BB: 1 P: 12	R: 0 E: 0 K: 0 S: 4	H: 1 LOB: 1 BB: 0 P: 4	1B: 10 2B: 3 3B: 0 HR: 4	SF: 0 SAC: 0 DP: 0 HBP: 0	WP: 0 PB: 0 SB: 1 CS: 0	PA: 44
PITCHER	IP WLS BF H R ER SO BB IBB HBP BLK WP HR S P ERA WHIP																			
Bob Knepper, L ERA: 3.5	3.0 L 17 7 5 5 1 1 0 0 0 0 0 2 17 21 18.00 2.667																			
Randy Moffitt, R ERA: 11.57	4.1 16 6 6 6 1 1 0 0 0 0 0 2 17 21 27.00 4.000																			
Dave Roberts, L ERA: 2.03	1.0 7 3 3 3 1 1 0 0 0 0 0 0 8 12 27.00 4.000																			
Gary Lavelle, L ERA: 0.69	1.0 4 1 0 0 0 0 0 0 0 0 0 0 4 4 0.00 1.000																			

Batter	1	2	3	4	5	6	7	8	9	AB	R	H	RBI	BB	SO	LOB	TOP					
Bill Madlock, R OBP: 0.209, SLG: 0.221 (1, 4)										4	1	1	0	0	0	2	San Francisco Giants @ Montreal Expos Olympic Stadium, Montreal, QB Sat Apr 28 1979, 3:33 AM EST Att: 14,411 - Unknown					
Terry Whitfield, L OBP: 0.371, SLG: 0.444 Hector Cruz, R (7, 7)										3	0	1	1	0	0	1						
Jack Clark, R OBP: 0.379, SLG: 0.506 (1, 9)										4	3	3	1	0	1	1						
Darrell Evans, L OBP: 0.337, SLG: 0.360 (1, 5)										2	0	1	1	2	0	1						
Mike Ivie, R OBP: 0.297, SLG: 0.464 (1, 3)										4	0	0	0	0	0	2						
Larry Hemdon, R OBP: 0.388, SLG: 0.438 Bill North, S OBP: 0.329, SLG: 0.227 (8, PH) (8, 8)										3	0	0	0	0	3	2						
John Tamargo, S OBP: 0.333, SLG: 0.636 (1, 2)										3	0	0	0	1	0	1						
Roger Metzger, S OBP: 0.196, SLG: 0.208 (1, 6)										3	0	0	0	1	0	2						
Ed Halicki, R OBP: 0.333, SLG: 0.444 Willie McCovey, L OBP: 0.369, SLG: 0.556 Gary Lavelle, S (7, PH) Marc Hill, R OBP: 0.211, SLG: 0.197 (9, PH)										2	0	1	0	0	0	0						
Inning Stats	R: 1 E: 0 K: 1 S: 5	H: 2 LOB: 0 BB: 1 P: 9	R: 0 E: 0 K: 1 S: 5	H: 0 LOB: 0 BB: 0 P: 5	R: 0 E: 0 K: 0 S: 4	H: 1 LOB: 1 BB: 0 P: 4	R: 1 E: 0 K: 1 S: 6	H: 1 LOB: 2 BB: 2 P: 14	R: 0 E: 0 K: 0 S: 3	H: 0 LOB: 0 BB: 0 P: 3	R: 1 E: 1 K: 1 S: 7	H: 1 LOB: 1 BB: 0 P: 7	R: 0 E: 0 K: 0 S: 2	H: 0 LOB: 0 BB: 1 P: 6	R: 1 E: 0 K: 1 S: 7	H: 2 LOB: 1 BB: 0 P: 7		R: 0 E: 0 K: 0 S: 3	H: 0 LOB: 0 BB: 0 P: 3	1B: 2 2B: 4 3B: 0 HR: 1	SF: 0 SAC: 0 DP: 1 HBP: 0	WP: 0 PB: 0 SB: 0 CS: 2
PITCHER	IP WLS BF H R ER SO BB IBB HBP BLK WP HR S P ERA WHIP																					
Scott Sanderson, R ERA: 3.75 Woodie Fryman, L ERA: 1.74 Elias Sosa, R ERA: 1.65	(1, 1) (7, 1) (8, 1)	6.0 1.1 1.2	W 5 S	26 2 5	5 2 0	3 1 0	2 1 0	4 1 0	4 0 0	0 0 0	0 0 0	0 0 0	0 0 0	0 7 5	30 7 5	46 7 5	3.00 6.75 0.00	1.500 1.500 0.000				

Batter	1	2	3	4	5	6	7	8	9	AB	R	H	RBI	BB	SO	LOB	BOTTOM			
Andre Dawson, R OBP: 0.363, SLG: 0.662 (1, 8)										4	1	1	0	0	2	1	San Francisco Giants @ Montreal Expos Olympic Stadium, Montreal, QB Sat Apr 28 1979, 3:33 AM EST Att: 14,411 - Unknown			
Rodney Scott, S OBP: 0.405, SLG: 0.364 (1, 4)										4	0	1	0	0	2	2				
Warren Cromartie, L OBP: 0.372, SLG: 0.526 (1, 7)										4	3	2	0	0	0	4				
Tony Perez, R OBP: 0.273, SLG: 0.397 (1, 3)										4	1	2	4	0	1	1				
Gary Carter, R OBP: 0.391, SLG: 0.527 (1, 2)										4	1	2	1	0	0	1				
Jerry White, S OBP: 0.333, SLG: 0.650 (1, 9)										4	0	1	1	0	1	1				
Larry Parrish, R OBP: 0.288, SLG: 0.339 (1, 5)										4	0	0	0	0	1	2				
Chris Speier, R OBP: 0.385, SLG: 0.370 (1, 6)										2	0	0	0	2	0	0				
Scott Sanderson, R OBP: 0.167, SLG: 0.167 Woodie Fryman, R Elias Sosa, R	(1, 1) (7, 1) (8, 1)	6.0 2.0	L	25 11	7 3	5 1	5 1	4 4	0 1	0 1	0 0	0 0	0 0	0 0	0 1	2				
Inning Stats	R: 1 E: 0 K: 1 S: 7	H: 2 LOB: 1 BB: 0 P: 7	R: 0 E: 0 K: 1 S: 5	H: 0 LOB: 0 BB: 0 P: 5	R: 3 E: 0 K: 0 S: 6	H: 3 LOB: 0 BB: 0 P: 6	R: 0 E: 0 K: 0 S: 3	H: 0 LOB: 0 BB: 0 P: 3	R: 0 E: 0 K: 2 S: 7	H: 0 LOB: 0 BB: 0 P: 7	R: 1 E: 0 K: 0 S: 5	H: 2 LOB: 1 BB: 0 P: 5	R: 0 E: 0 K: 1 S: 6	H: 1 LOB: 2 BB: 1 P: 10	R: 1 E: 0 K: 3 S: 11	H: 2 LOB: 2 BB: 1 P: 15		1B: 6 2B: 3 3B: 0 HR: 1	SF: 0 SAC: 0 DP: 0 HBP: 0	WP: 0 PB: 0 SB: 1 CS: 0
PITCHER	IP WLS BF H R ER SO BB IBB HBP BLK WP HR S P ERA WHIP																			
Ed Halicki, R ERA: 5.96 Gary Lavelle, L ERA: 1.2	(1, 1) (7, 1)	6.0 2.0	L	25 11	7 3	5 1	5 1	4 4	0 1	0 0	0 0	0 0	0 0	0 17	33 25	7.50 4.50	1.167 2.000			

Batter	1	2	3	4	5	6	7	8	9	AB	R	H	RBI	BB	SO	LOB	TOP					
Bill North, S OBP: 0.397, SLG: 0.257 (1, 8)	0-0 1-3 FC6-4 1B		0-0 2-3 3B 1B		0-0 L7		0-0 FC1-6 1B		4-0 BB	4	2	3	0	1	0	0	San Francisco Giants @ Montreal Expos Olympic Stadium, Montreal, QB Sun Apr 29 1979, 3:33 AM EDT Att: 25,710 - Unknown					
Larry Hemdon, R OBP: 0.391, SLG: 0.700 Willie McCovey, L OBP: 0.350, SLG: 0.526 (9, PH)	0-0 1-3		0-0 1-H 3-H SF8 3B		0-0 HR		0-0 FC1-6 CS 1-2		0-0 F5	4	2	2	3	0	0	2						
Jack Clark, R OBP: 0.385, SLG: 0.500 (1, 9)	4-0 FC6-4 BB		0-0 3-H SF8		0-0 G3		4-0 1-2 BB			1	0	0	1	2	0	0						
Mike Ivie, R OBP: 0.282, SLG: 0.438 (1, 3)	0-0 FC6-4 1-2 3-H		0-0 F7		0-0 K		0-0 K			4	0	0	1	0	2	2						
Bill Madlock, R OBP: 0.211, SLG: 0.235 (1, 4)	0-0 F7		0-0 2B		0-0 F7		0-0 1-3			4	0	1	0	0	0	1						
Darrell Evans, L OBP: 0.333, SLG: 0.354 (1, 5)		0-0 G6-4-3 1B	0-0 6-3		0-0 G3		0-0 4-6-3			4	0	1	0	0	0	1						
Marc Hill, R OBP: 0.227, SLG: 0.203 (1, 2)		0-0 F8		4-0 G4-6-3 BB		0-0 2B 1B		0-3 K		3	0	1	0	1	1	1						
Johnnie LeMaster, R OBP: 0.400, SLG: 0.333 (6, PH) John Tamaro, S OBP: 0.385, SLG: 0.750 (6, PH) Roger Metzger, S OBP: 0.193, SLG: 0.204 (6, 6)	0-0 G6-4-3 1-2		0-0 G4-6-3 1-2		0-0 G4-6-3 1-2		0-0 1-3 2B		0-3 K	2	0	0	0	0	0	2						
Vida Blue, S OBP: 0.167, SLG: 0.125 (1, 1) Terry Whitfield, L OBP: 0.367, SLG: 0.439 (6, PH) Tom Griffin, R OBP: 0.750, SLG: 0.750 (9, PH)			0-0 1B 3B 2B		0-0 G3		0-0 4-3		0-0 4-3	2	1	1	0	0	0	0						
Inning Stats	R: 1 E: 1 K: 0 S: 4	H: 1 LOB: 1 BB: 1 P: 8	R: 0 E: 0 K: 0 S: 3	H: 1 LOB: 0 BB: 0 P: 3	R: 3 E: 0 K: 0 S: 7	H: 4 LOB: 1 BB: 0 P: 7	R: 0 E: 0 K: 0 S: 2	H: 0 LOB: 0 BB: 1 P: 6	R: 1 E: 0 K: 1 S: 6	H: 1 LOB: 0 BB: 0 P: 6	R: 0 E: 0 K: 1 S: 5	H: 2 LOB: 2 BB: 0 P: 5	R: 0 E: 0 K: 1 S: 5	H: 1 LOB: 1 BB: 1 P: 9	R: 0 E: 0 K: 1 S: 5	H: 0 LOB: 0 BB: 1 P: 5		R: 0 E: 0 K: 1 S: 5	H: 0 LOB: 1 BB: 1 P: 9	1B: 5 2B: 3 3B: 1 HR: 1	SF: 1 SAC: 0 DP: 2 HBP: 0	WP: 0 PB: 0 SB: 1 CS: 1
PITCHER	IP WLS BF H R ER SO BB IBB HBP BLK WP HR S P ERA WHIP	IP WLS BF H R ER SO BB IBB HBP BLK WP HR S P ERA WHIP	IP WLS BF H R ER SO BB IBB HBP BLK WP HR S P ERA WHIP	IP WLS BF H R ER SO BB IBB HBP BLK WP HR S P ERA WHIP	IP WLS BF H R ER SO BB IBB HBP BLK WP HR S P ERA WHIP	IP WLS BF H R ER SO BB IBB HBP BLK WP HR S P ERA WHIP	IP WLS BF H R ER SO BB IBB HBP BLK WP HR S P ERA WHIP	IP WLS BF H R ER SO BB IBB HBP BLK WP HR S P ERA WHIP	IP WLS BF H R ER SO BB IBB HBP BLK WP HR S P ERA WHIP	IP WLS BF H R ER SO BB IBB HBP BLK WP HR S P ERA WHIP	IP WLS BF H R ER SO BB IBB HBP BLK WP HR S P ERA WHIP	IP WLS BF H R ER SO BB IBB HBP BLK WP HR S P ERA WHIP	IP WLS BF H R ER SO BB IBB HBP BLK WP HR S P ERA WHIP	IP WLS BF H R ER SO BB IBB HBP BLK WP HR S P ERA WHIP	IP WLS BF H R ER SO BB IBB HBP BLK WP HR S P ERA WHIP	IP WLS BF H R ER SO BB IBB HBP BLK WP HR S P ERA WHIP						

AB	33
R	5
H	10
RBI	5
BB	4
SO	4
LOB	12



Batter	1	2	3	4	5	6	7	8	9	AB	R	H	RBI	BB	SO	LOB	BOTTOM			
Andre Dawson, R OBP: 0.353, SLG: 0.628 (1, 8)	0-3 K	0-0 1-3		0-0 F7		1-0 HBP		0-0 F7		4	0	0	0	0	1	4	San Francisco Giants @ Montreal Expos Olympic Stadium, Montreal, QB Sun Apr 29 1979, 3:33 AM EDT Att: 25,710 - Unknown			
Rodney Scott, S OBP: 0.381, SLG: 0.338 (1, 4)	0-0 6-3	0-3 K		0-0 L6		0-0 F8		0-0 F7		5	0	0	0	0	1	7				
Warren Cromartie, L OBP: 0.379, SLG: 0.536 (1, 7)	0-0 BB IHR 1B		0-3 K		0-0 F8		0-0 CS 2B			4	1	2	0	0	1	0				
Tony Perez, R OBP: 0.271, SLG: 0.379 (1, 3)	4-0 IHR BB		0-0 F9		0-0 4-3		0-0 F9			3	1	0	0	1	0	1				
Gary Carter, R OBP: 0.397, SLG: 0.627 (1, 2)	0-0 1-H 2-H IHR		0-0 F7		0-0 F7		0-0 F7		2-3 HR	4	2	2	4	0	0	0				
Jerry White, S OBP: 0.280, SLG: 0.542 (1, 9)	0-0 6-3		0-0 F8		0-0 F9		0-0 F7			4	0	0	0	0	0	0				
Larry Parrish, R OBP: 0.317, SLG: 0.373 (1, 5)		0-0 1-3 BB 1B		0-0 WP HR 2B		4-0 HBP 1B BB		0-3 K		3	1	2	0	1	1	0				
Chris Speier, R OBP: 0.420, SLG: 0.393 (1, 6)		4-0 1-3 BB		4-0 HR BB		0-0 HBP 1B		0-0 1B		2	1	2	0	2	0	0				
Ross Grimsley, L OBP: 0.286, SLG: 0.345 (4, PH) Stan Bahnsen, R OBP: 0.250, SLG: 0.250 (6, 1)		0-3 K		0-0 HR		0-3 K		0-0 1-2 1B		1	0	0	0	0	1	2				
Inning Stats	R: 3 E: 0 K: 1 S: 7	H: 2 LOB: 0 BB: 1 P: 11	R: 0 E: 0 K: 2 S: 8	H: 1 LOB: 2 BB: 1 P: 12	R: 0 E: 0 K: 1 S: 5	H: 0 LOB: 0 BB: 0 P: 5	R: 3 E: 0 K: 0 S: 5	H: 2 LOB: 0 BB: 1 P: 9	R: 0 E: 0 K: 0 S: 3	H: 0 LOB: 0 BB: 0 P: 3	R: 0 E: 0 K: 1 S: 6	H: 1 LOB: 3 BB: 1 P: 11	R: 1 E: 0 K: 0 S: 4	H: 2 LOB: 0 BB: 0 P: 4	R: 0 E: 0 K: 1 S: 7	H: 2 LOB: 2 BB: 0 P: 7		1B: 5 2B: 2 3B: 0 HR: 3	SF: 0 SAC: 0 DP: 0 HBP: 1	WP: 1 PB: 0 SB: 0 CS: 1
PITCHER	IP WLS BF H R ER SO BB IBB HBP BLK WP HR S P ERA WHIP	IP WLS BF H R ER SO BB IBB HBP BLK WP HR S P ERA WHIP	IP WLS BF H R ER SO BB IBB HBP BLK WP HR S P ERA WHIP	IP WLS BF H R ER SO BB IBB HBP BLK WP HR S P ERA WHIP	IP WLS BF H R ER SO BB IBB HBP BLK WP HR S P ERA WHIP	IP WLS BF H R ER SO BB IBB HBP BLK WP HR S P ERA WHIP	IP WLS BF H R ER SO BB IBB HBP BLK WP HR S P ERA WHIP	IP WLS BF H R ER SO BB IBB HBP BLK WP HR S P ERA WHIP	IP WLS BF H R ER SO BB IBB HBP BLK WP HR S P ERA WHIP	IP WLS BF H R ER SO BB IBB HBP BLK WP HR S P ERA WHIP	IP WLS BF H R ER SO BB IBB HBP BLK WP HR S P ERA WHIP	IP WLS BF H R ER SO BB IBB HBP BLK WP HR S P ERA WHIP	IP WLS BF H R ER SO BB IBB HBP BLK WP HR S P ERA WHIP	IP WLS BF H R ER SO BB IBB HBP BLK WP HR S P ERA WHIP	IP WLS BF H R ER SO BB IBB HBP BLK WP HR S P ERA WHIP	IP WLS BF H R ER SO BB IBB HBP BLK WP HR S P ERA WHIP				



Batter	1	2	3	4	5	6	7	8	9	AB	R	H	RBI	BB	SO	LOB	TOP			
Davey Lopes, R OBP: 0.277, SLG: 0.300 (1, 4)	F2			6-3		P6		K		4	0	0	0	0	1	2				
Bill Russell, R OBP: 0.327, SLG: 0.390 Ted Martinez, R OBP: 0.500, SLG: 0.500 (1, 6) (7, 6)	F8			6-3			SF7 3B		6-3	3	1	1	0	0	0	0				
Reggie Smith, S OBP: 0.342, SLG: 0.310 Von Joshua, L OBP: 0.350, SLG: 0.500 (1, 9) (7, 9)	P6			4-3			SF7			2	0	0	1	0	0	0				
Steve Garvey, R OBP: 0.340, SLG: 0.459 (1, 3)		F4			G5-4-3 1B		6-3		F9	4	0	1	0	0	0	1				
Ron Cey, R OBP: 0.399, SLG: 0.377 Derrel Thomas, S OBP: 0.304, SLG: 0.349 (1, 5) (7, 5)		F7			G5-4-3 1-2		K			3	0	0	0	0	1	1				
Dusty Baker Jr., R OBP: 0.389, SLG: 0.460 (1, 7)										4	1	2	2	0	1	0				
Gary Thomasson, L OBP: 0.403, SLG: 0.327 (1, 8)				4-3						3	0	1	1	1	0	1				
Steve Yeager, R OBP: 0.239, SLG: 0.452 Johnny Oates, L (1, 2) (7, 2)				F8			6-3		FC3-6 BB	2	0	0	0	0	0	0				
Doug Rau, L OBP: 0.250, SLG: 0.500 Charlie Hough, R (2, 1) Vic Davallo, L (8, PH) Lance Rautzhan, R (8, 1)				G3			F7			0	0	0	0	0	0	0				
Inning Stats	R: 0 E: 0 K: 0 S: 3	H: 0 LOB: 0 BB: 0 P: 3	R: 0 E: 0 K: 1 S: 5	H: 0 LOB: 0 BB: 0 P: 5	R: 0 E: 0 K: 0 S: 3	H: 0 LOB: 0 BB: 0 P: 3	R: 0 E: 0 K: 0 S: 4	H: 2 LOB: 1 BB: 0 P: 4	R: 0 E: 0 K: 0 S: 3	H: 0 LOB: 0 BB: 0 P: 3	R: 1 E: 0 K: 1 S: 6	H: 1 LOB: 0 BB: 0 P: 6	R: 0 E: 0 K: 1 S: 5	H: 0 LOB: 2 BB: 2 P: 13	R: 3 E: 0 K: 1 S: 9	H: 4 LOB: 1 BB: 0 P: 9	1B: 5 2B: 1 3B: 1 HR: 0	SF: 1 SAC: 0 DP: 1 HBP: 0	WP: 0 PB: 0 SB: 0 CS: 0	PA: 35
PITCHER Steve Rogers, R ERA: 4.66 (1, 1)	IP: 9.0 WLS: W BF: 35 H: 7 R: 4 ER: 4 SO: 4 BB: 2 IBB: 0 HBP: 0 BLK: 0 WP: 0 HR: 0 S: 41 P: 49 ERA: 4.00 WHIP: 1.000															PITCHER				

Los Angeles Dodgers @ Montreal Expos
Olympic Stadium, Montreal, QB
Mon Apr 30 1979, 3:33 AM EDT
Att: 11,435 - Unknown

AB 32
R 4
H 7
RBI 4
BB 2
SO 4
LOB 7



Batter	1	2	3	4	5	6	7	8	9	AB	R	H	RBI	BB	SO	LOB	BOTTOM			
Andre Dawson, R OBP: 0.348, SLG: 0.646 Tom Hutton, L (1, 8) (8, 3)	K	1-3		K						4	1	1	2	0	2	1				
Rodney Scott, S OBP: 0.388, SLG: 0.338 Dave Cash, R (1, 4) (8, PH) (9, 4)	L6					HR				3	0	1	1	1	0	0				
Warren Cromartie, L OBP: 0.384, SLG: 0.536 (1, 7)										4	1	2	0	0	0	2				
Tony Perez, R OBP: 0.270, SLG: 0.386 Ken Macha, R (1, 3) (8, 5)										4	1	1	1	0	2	2				
Gary Carter, R OBP: 0.403, SLG: 0.683 (1, 2)				K2-3						4	2	2	2	0	1	0				
Ellis Valentine, R OBP: 0.299, SLG: 0.377 (1, 9)										3	1	1	1	1	0	0				
Larry Parrish, R OBP: 0.313, SLG: 0.381 Jerry White, S OBP: 0.280, SLG: 0.542 (1, 5) (8, 8)										4	0	1	1	0	1	1				
Chris Speier, R OBP: 0.438, SLG: 0.397 (1, 6)										2	1	1	0	1	0	1				
Steve Rogers, R OBP: 0.357, SLG: 0.462 (1, 1)										4	1	1	0	0	0	4				
Inning Stats	R: 4 E: 0 K: 1 S: 10	H: 5 LOB: 1 BB: 0 P: 10	R: 1 E: 0 K: 1 S: 7	H: 2 LOB: 1 BB: 0 P: 7	R: 0 E: 0 K: 2 S: 7	H: 0 LOB: 2 BB: 1 P: 12	R: 0 E: 0 K: 1 S: 4	H: 0 LOB: 0 BB: 1 P: 8	R: 1 E: 0 K: 0 S: 4	H: 1 LOB: 0 BB: 0 P: 4	R: 2 E: 0 K: 1 S: 8	H: 3 LOB: 1 BB: 0 P: 8	R: 0 E: 0 K: 0 S: 3	H: 0 LOB: 1 BB: 2 P: 3	R: 0 E: 0 K: 0 S: 2	H: 0 LOB: 1 BB: 2 P: 10	1B: 4 2B: 4 3B: 1 HR: 2	SF: 0 SAC: 0 DP: 1 HBP: 1	WP: 0 PB: 0 SB: 1 CS: 1	PA: 38
PITCHER Doug Rau, L ERA: 10.47 Charlie Hough, R ERA: 5.1 Lance Rautzhan, L ERA: 7.0 (1, 1) (2, 1) (8, 1)	IP: 1.1 WLS: L BF: 11 H: 7 R: 5 ER: 5 SO: 1 BB: 0 IBB: 0 HBP: 0 BLK: 0 WP: 0 HR: 0 S: 13 P: 13 ERA: 33.75 WHIP: 5.250															PITCHER				

Los Angeles Dodgers @ Montreal Expos
Olympic Stadium, Montreal, QB
Mon Apr 30 1979, 3:33 AM EDT
Att: 11,435 - Unknown

AB 33
R 8
H 11
RBI 8
BB 4
SO 6
LOB 13



Batter	1	2	3	4	5	6	7	8	9	AB	R	H	RBI	BB	SO	LOB	TOP	
Davey Lopes, R OBP: 0.284, SLG: 0.327 (1, 4)										4	1	2	0	0	0	1		
Bill Russell, R OBP: 0.333, SLG: 0.394 (1, 6)										4	0	2	1	0	1	3		
Reggie Smith, S OBP: 0.310, SLG: 0.273 Derrel Thomas, S OBP: 0.304, SLG: 0.349 (1, 9)										4	0	0	0	0	0	2		
Steve Garvey, R OBP: 0.327, SLG: 0.441 (1, 3)										4	0	0	0	0	0	0		
Ron Cey, R OBP: 0.365, SLG: 0.420 (1, 5)										4	1	2	1	0	1	0		
Dusty Baker Jr., R OBP: 0.374, SLG: 0.440 (1, 7)										4	0	0	0	0	1	1		
Gary Thomasson, L OBP: 0.380, SLG: 0.305 (1, 8)										4	0	0	0	0	1	1		
Joe Ferguson, R OBP: 0.356, SLG: 0.377 (1, 2)										3	1	2	1	1	0	1		
Bob Welch, R OBP: 0.222, SLG: 0.125 Manny Mota, R OBP: 0.697, SLG: 0.600 Ted Martinez, R OBP: 0.500, SLG: 0.500 Jerry Reuss, L (7, 1)										2	0	0	0	0	0	1		
Von Joshua, L OBP: 0.333, SLG: 0.476 (9, PH)										1	0	1	0	0	0	0		
Inning Stats	R: 1 E: 0 K: 0 S: 4	H: 2 LOB: 0 BB: 0 P: 4	R: 0 E: 0 K: 1 S: 6	H: 1 LOB: 1 BB: 0 P: 6	R: 0 E: 0 K: 0 S: 4	H: 1 LOB: 0 BB: 0 P: 4	R: 0 E: 0 K: 0 S: 4	H: 0 LOB: 0 BB: 0 P: 5	R: 1 E: 0 K: 1 S: 8	H: 3 LOB: 2 BB: 0 P: 8	R: 0 E: 0 K: 1 S: 3	H: 0 LOB: 0 BB: 0 P: 3	R: 0 E: 0 K: 1 S: 5	H: 0 LOB: 1 BB: 1 P: 9	1B: 6 2B: 0 3B: 1 HR: 2	SF: 0 SAC: 0 DP: 0 HBP: 0	WP: 0 PB: 0 SB: 0 CS: 1	PA: 36
PITCHER	IP WLS BF H R ER SO BB IBB HBP BLK WP HR S P ERA WHIP																	
Bill Lee, L ERA: 3.0 Elias Sosa, R ERA: 1.45 (1, 1)	6.2 W 28 9 3 3 2 0 0 0 0 0 2 32 32 4.05 1.350																	
(7, 1)	2.1 S 8 0 0 0 2 1 0 0 0 0 0 0 11 15 0.00 0.429																	

Los Angeles Dodgers @ Montreal Expos
Olympic Stadium, Montreal, QB
Tue May 01 1979, 3:33 AM EDT
Att: 11,621 - Unknown

AB 35
R 3
H 9
RBI 3
BB 1
SO 4
LOB 11





Batter	1	2	3	4	5	6	7	8	9	AB	R	H	RBI	BB	SO	LOB	BOTTOM			
Andre Dawson, R OBP: 0.362, SLG: 0.655 (1, 8)										5	1	3	0	0	0	0				
Rodney Scott, S OBP: 0.380, SLG: 0.333 (1, 4)										4	2	1	1	0	1	2				
Warren Cromartie, L OBP: 0.400, SLG: 0.540 (1, 7)										3	1	2	1	1	0	0				
Tony Perez, R OBP: 0.295, SLG: 0.397 (1, 3)										3	2	2	1	1	0	1				
Gary Carter, R OBP: 0.408, SLG: 0.682 (1, 2)										3	1	1	1	1	0	3				
Ellis Valentine, R OBP: 0.296, SLG: 0.369 (1, 9)										4	0	1	2	0	1	3				
Larry Parrish, R OBP: 0.310, SLG: 0.388 (1, 5)										4	0	1	0	0	2	3				
Chris Speier, R OBP: 0.416, SLG: 0.371 (1, 6)										4	0	0	0	0	2	3				
Bill Lee, L OBP: 0.083, SLG: 0.083 Elias Sosa, R (7, 1)										3	0	0	0	0	1	1				
Inning Stats	R: 2 E: 1 K: 1 S: 8	H: 3 LOB: 1 BB: 0 P: 8	R: 0 E: 0 K: 2 S: 7	H: 0 LOB: 0 BB: 0 P: 7	R: 0 E: 0 K: 1 S: 5	H: 1 LOB: 0 BB: 0 P: 5	R: 0 E: 0 K: 0 S: 3	H: 0 LOB: 2 BB: 2 P: 11	R: 2 E: 0 K: 0 S: 6	H: 3 LOB: 1 BB: 0 P: 6	R: 0 E: 0 K: 1 S: 6	H: 1 LOB: 0 BB: 0 P: 6	R: 3 E: 1 K: 1 S: 8	H: 3 LOB: 1 BB: 1 P: 12	R: 0 E: 0 K: 2 S: 7	H: 0 LOB: 0 BB: 0 P: 7	1B: 8 2B: 4 3B: 0 HR: 0	SF: 0 SAC: 0 DP: 1 HBP: 0	WP: 0 PB: 0 SB: 0 CS: 1	PA: 37
PITCHER	IP WLS BF H R ER SO BB IBB HBP BLK WP HR S P ERA WHIP																			
Bob Welch, R ERA: 2.9 Jerry Reuss, L ERA: 4.2 (1, 1)	6.0 L 27 8 4 3 5 2 0 0 0 0 0 35 43 4.50 1.667																			
(7, 1)	2.0 10 3 3 2 3 1 0 0 0 0 0 0 15 19 9.00 2.000																			

Los Angeles Dodgers @ Montreal Expos
Olympic Stadium, Montreal, QB
Tue May 01 1979, 3:33 AM EDT
Att: 11,621 - Unknown

AB 34
R 7
H 11
RBI 6
BB 3
SO 8
LOB 16



Batter	1	2	3	4	5	6	7	8	9	AB	R	H	RBI	BB	SO	LOB	TOP					
Andre Dawson, R OBP: 0.364, SLG: 0.641 (1, 8)	5-3		4-3 1B		E3 1B		5-3		K	5	0	2	0	0	1	1	<p>Montreal Expos @ San Diego Padres San Diego Stadium, San Diego, CA Thu May 03 1979, 10:05 PM EDT Att: 10,467 - Unknown</p> <p>livebaseballscores.com</p> <p>AB 36 R 2 H 10 RBI 2 BB 2 SO 4 LOB 19</p> 					
Rodney Scott, S OBP: 0.371, SLG: 0.325 (1, 4)	1-3		4-3 1-2		F7				K	5	0	1	0	0	1	3						
Warren Cromartie, L OBP: 0.394, SLG: 0.522 (1, 7)			4-3		E3 1B		B5			3	1	0	0	1	0	3						
Tony Perez, R OBP: 0.305, SLG: 0.416 (1, 3)	5-3				E8 1B		F9			4	1	2	0	0	0	2						
Gary Carter, R OBP: 0.400, SLG: 0.657 (1, 2)		L4			F9				6-3	4	0	1	1	0	0	1						
Ellis Valentine, R OBP: 0.307, SLG: 0.391 Rudy May, L (8, 1)					FC5-4 1B				6-3	4	0	2	1	0	0	2						
Larry Parrish, R OBP: 0.320, SLG: 0.386 (1, 5)					FC4-6 2B				6-3	0	0	0	0	0	0	0						
Chris Speier, R OBP: 0.407, SLG: 0.379 (1, 6)					FC4-6 BB					3	0	1	0	1	0	0						
Scott Sanderson, R OBP: 0.111, SLG: 0.111 David Palmer, R Jerry White, S OBP: 0.269, SLG: 0.520 (8, 9)					G6-4-3 1B					4	0	1	0	0	0	4						
					FC4-6 1-2 2-3					3	0	0	0	0	0	2						
					4-3				F5	0	0	0	0	0	0	0						
					K					1	0	0	0	0	0	1						
Inning Stats	R: 0 E: 0 K: 0 S: 3	H: 0 LOB: 1 BB: 1 P: 7	R: 0 E: 0 K: 0 S: 4	H: 2 LOB: 1 BB: 0 P: 4	R: 0 E: 0 K: 0 S: 4	H: 1 LOB: 1 BB: 0 P: 4	R: 1 E: 0 K: 1 S: 7	H: 2 LOB: 2 BB: 1 P: 11	R: 1 E: 2 K: 0 S: 6	H: 3 LOB: 2 BB: 0 P: 6	R: 0 E: 0 K: 0 S: 5	H: 0 LOB: 0 BB: 0 P: 5	R: 0 E: 0 K: 0 S: 4	H: 1 LOB: 1 BB: 0 P: 4	R: 0 E: 0 K: 0 S: 3	H: 0 LOB: 0 BB: 0 P: 3	R: 0 E: 0 K: 2 S: 8	H: 1 LOB: 1 BB: 0 P: 8	1B: 7 2B: 3 3B: 0 HR: 0	SF: 0 SAC: 0 DP: 1 HBP: 0	WP: 0 PB: 0 SB: 0 CS: 0	PA: 38
PITCHER	IP WLS BF H R ER SO BB IBB HBP BLK WP HR S P ERA WHIP	6.0 W 27 8 2 1 2 2 0 0 0 0 0 0 29 37 1.50 1.667	3.0 S 11 2 0 0 2 0 0 0 0 0 0 0 15 15 0.00 0.667	PITCHER																		

Batter	1	2	3	4	5	6	7	8	9	AB	R	H	RBI	BB	SO	LOB	BOTTOM			
Gene Richards, L OBP: 0.307, SLG: 0.344 Rollie Fingers, R OBP: 0.167, SLG: 0.167 (7, 1)	F7		1B		4-3				F8	4	0	2	1	0	0	0	<p>Montreal Expos @ San Diego Padres San Diego Stadium, San Diego, CA Thu May 03 1979, 10:05 PM EDT Att: 10,467 - Unknown</p> <p>livebaseballscores.com</p> <p>AB 38 R 10 H 14 RBI 9 BB 2 SO 3 LOB 12</p> 			
Ozzie Smith, S OBP: 0.245, SLG: 0.206 (1, 6)	F9					F6				5	0	2	1	0	0	2				
Jerry Turner, L OBP: 0.366, SLG: 0.418 (1, 7)	1-3				6-3					5	2	2	1	0	0	3				
Dave Winfield, R OBP: 0.438, SLG: 0.663 (1, 9)						HR				4	2	1	1	1	1	2				
Mike Hargrove, L OBP: 0.388, SLG: 0.284 Dan Briggs, L OBP: 0.250, SLG: 0.370 (6, PR) (7, 8)										3	0	2	1	0	0	0				
Gene Tenace, R OBP: 0.398, SLG: 0.448 Fred Kendall, R OBP: 0.286, SLG: 0.167 (8, 2)										1	2	1	2	0	0	0				
Barry Evans, R OBP: 0.237, SLG: 0.250 (1, 5)										4	1	1	0	0	1	1				
Fernando Gonzalez, R OBP: 0.349, SLG: 0.475 (1, 4)										0	0	0	0	0	0	0				
Randy Jones, R OBP: 0.133, SLG: 0.133 Kurt Bevacqua, R OBP: 0.609, SLG: 0.625 Broderick Perkins, L OBP: 0.391, SLG: 0.333 (7, 3)										2	0	0	0	0	1	0				
										1	1	1	1	0	0	0				
										0	1	0	0	1	0	0				
Inning Stats	R: 0 E: 0 K: 0 S: 3	H: 0 LOB: 0 BB: 0 P: 3	R: 0 E: 0 K: 0 S: 4	H: 1 LOB: 1 BB: 0 P: 4	R: 0 E: 0 K: 1 S: 7	H: 2 LOB: 2 BB: 0 P: 7	R: 1 E: 0 K: 1 S: 6	H: 1 LOB: 0 BB: 0 P: 6	R: 0 E: 0 K: 0 S: 3	H: 0 LOB: 0 BB: 0 P: 3	R: 6 E: 1 K: 0 S: 9	H: 6 LOB: 2 BB: 1 P: 13	R: 2 E: 0 K: 1 S: 8	H: 3 LOB: 1 BB: 0 P: 8	R: 1 E: 1 K: 0 S: 4	H: 1 LOB: 1 BB: 1 P: 8	1B: 11 2B: 0 3B: 0 HR: 3	SF: 0 SAC: 0 DP: 0 HBP: 0	WP: 0 PB: 0 SB: 1 CS: 0	PA: 40
PITCHER	IP WLS BF H R ER SO BB IBB HBP BLK WP HR S P ERA WHIP	5.1 L 24 7 5 5 2 1 0 0 0 0 0 1 13 13 21.60 3.600	1.2 11 6 4 4 1 0 0 0 0 0 0 0 0 4 8 0.00 2.000	PITCHER																

Batter	1	2	3	4	5	6	7	8	9	AB	R	H	RBI	BB	SO	LOB	TOP			
Andre Dawson, R (1, 8) <small>OBP: 0.359, SLG: 0.656</small> Jerry White, S (6, 8) <small>OBP: 0.259, SLG: 0.500</small>										4	1	1	1	0	0	2	Montreal Expos @ San Diego Padres San Diego Stadium, San Diego, CA Fri May 04, 1979, 10:05 PM EDT Att: 20,309 - Unknown			
Rodney Scott, S (1, 4) <small>OBP: 0.366, SLG: 0.314</small> Dave Cash, R (6, 4) <small>OBP: 0.400, SLG: 0.250</small>										3	1	0	0	1	1	0				
Warren Cromartie, L (1, 7) <small>OBP: 0.494, SLG: 0.521</small>										4	2	2	0	1	0	1				
Tony Perez, R (1, 3) <small>OBP: 0.314, SLG: 0.420</small> Ken Macha, R (6, 3)										4	1	2	1	0	0	1				
Gary Carter, R (1, 2) <small>OBP: 0.400, SLG: 0.680</small>										5	2	2	4	0	0	1				
Ellis Valentine, R (1, 9) <small>OBP: 0.316, SLG: 0.397</small> Tom Hutton, L (7, 9)										4	2	2	0	0	0	0				
Larry Parrish, R (1, 5) <small>OBP: 0.338, SLG: 0.419</small>										4	2	2	3	0	0	1				
Chris Speier, R (1, 6) <small>OBP: 0.417, SLG: 0.406</small> Jim Mason, L (6, 6) <small>OBP: 0.250, SLG: 0.250</small>										3	1	2	1	0	0	1				
Ross Grimsley, L (1, 1) <small>OBP: 0.083, SLG: 0.083</small>										3	0	1	2	0	1	0				
Inning Stats	R: 6 E: 0 K: 0 S: 7	H: 4 LOB: 1 BB: 2 P: 16	R: 3 E: 0 K: 1 S: 9	H: 4 LOB: 1 BB: 0 P: 9	R: 0 E: 0 K: 0 S: 3	H: 0 LOB: 0 BB: 0 P: 3	R: 0 E: 0 K: 0 S: 3	H: 0 LOB: 0 BB: 0 P: 3	R: 3 E: 0 K: 0 S: 6	H: 4 LOB: 0 BB: 0 P: 6	R: 0 E: 0 K: 0 S: 3	H: 0 LOB: 0 BB: 0 P: 3	R: 0 E: 0 K: 1 S: 6	H: 1 LOB: 1 BB: 0 P: 6	R: 0 E: 0 K: 0 S: 4	H: 1 LOB: 1 BB: 0 P: 4		1B: 10 2B: 3 3B: 0 HR: 2	SF: 0 SAC: 1 DP: 2 HBP: 1	WP: 0 PB: 0 SB: 0 CS: 0
PITCHER	IP WLS BF H R ER SO BB IBB HBP BLK WP HR S P ERA WHIP																			
John D'Acquisto, R (1, 1) <small>ERA: 7.71</small> Mark Lee, R (1, 1) <small>ERA: 9.0</small> Mickey Lolich, L (2, 1) <small>ERA: 4.96</small> Bob Shirley, L (5, 1) <small>ERA: 5.7</small>	0.0 L 5 3 5 5 0 2 0 0 0 0 0 2 3 11 ∞ ∞	1.2 10 4 4 4 1 0 0 0 1 0 0 0 11 12 21.60 2.400	2.1 12 5 3 3 0 0 0 0 0 0 0 0 12 12 11.57 2.143	5.0 16 3 0 0 1 0 0 0 0 0 0 0 18 18 0.00 0.600																

AB	39
R	12
H	15
RBI	12
BB	2
SO	2
LOB	8



Batter	1	2	3	4	5	6	7	8	9	AB	R	H	RBI	BB	SO	LOB	BOTTOM					
Gene Richards, L (1, 8) <small>OBP: 0.298, SLG: 0.333</small> Don Reynolds, R (7, 8) <small>OBP: 0.333, SLG: 0.667</small>										3	0	0	0	0	0	1	Montreal Expos @ San Diego Padres San Diego Stadium, San Diego, CA Fri May 04, 1979, 10:05 PM EDT Att: 20,309 - Unknown					
Ozzie Smith, S (1, 6) <small>OBP: 0.236, SLG: 0.198</small>										4	0	0	0	0	0	1						
Jerry Turner, L (1, 7) <small>OBP: 0.364, SLG: 0.412</small>										4	0	1	0	0	0	0						
Dave Winfield, R (1, 9) <small>OBP: 0.440, SLG: 0.683</small>										3	1	1	1	1	0	0						
Gene Tenace, R (1, 2) <small>OBP: 0.389, SLG: 0.435</small> Fred Kendall, R (6, 2) <small>OBP: 0.222, SLG: 0.125</small>										2	0	0	0	0	0	2						
Mike Hargrove, L (1, 3) <small>OBP: 0.378, SLG: 0.275</small>										2	0	0	0	0	0	2						
Barry Evans, R (1, 5) <small>OBP: 0.229, SLG: 0.242</small>										3	0	0	0	0	0	0						
Fernando Gonzalez, R (1, 4) <small>OBP: 0.352, SLG: 0.469</small> Bill Almon, R (6, 4) <small>OBP: 0.353, SLG: 0.412</small>										1	0	0	0	1	0	0						
John D'Acquisto, R (1, 1) <small>OBP: 0.143, SLG: 0.286</small> Mark Lee, R (1, 1) <small>ERA: 9.0</small> Mickey Lolich, S (2, 1) <small>ERA: 4.96</small> Bob Shirley, R (5, 1) <small>ERA: 5.7</small> Broderick Perkins, L (5, 3) <small>OBP: 0.360, SLG: 0.304</small>										0	0	0	0	0	0	0						
Inning Stats	R: 0 E: 0 K: 0 S: 3	H: 0 LOB: 0 BB: 0 P: 3	R: 0 E: 0 K: 0 S: 3	H: 0 LOB: 0 BB: 0 P: 3	R: 0 E: 0 K: 1 S: 5	H: 0 LOB: 1 BB: 1 P: 9	R: 0 E: 0 K: 0 S: 4	H: 1 LOB: 2 BB: 1 P: 8	R: 0 E: 0 K: 0 S: 3	H: 0 LOB: 0 BB: 0 P: 3	R: 0 E: 0 K: 0 S: 3	H: 0 LOB: 0 BB: 0 P: 3	R: 1 E: 0 K: 0 S: 4	H: 1 LOB: 0 BB: 0 P: 4	R: 0 E: 0 K: 0 S: 4	H: 1 LOB: 1 BB: 0 P: 4		R: 0 E: 0 K: 0 S: 3	H: 0 LOB: 0 BB: 0 P: 3	1B: 2 2B: 0 3B: 0 HR: 1	SF: 0 SAC: 0 DP: 0 HBP: 0	WP: 0 PB: 0 SB: 0 CS: 0
PITCHER	IP WLS BF H R ER SO BB IBB HBP BLK WP HR S P ERA WHIP																					
Ross Grimsley, L (1, 1) <small>ERA: 3.19</small>	9.0 W 32 3 1 1 1 2 0 0 0 0 0 1 32 40 1.00 0.556																					

AB	30
R	1
H	3
RBI	1
BB	2
SO	1
LOB	7



Batter	1	2	3	4	5	6	7	8	9	AB	R	H	RBI	BB	SO	LOB	TOP			
Andre Dawson, R (1, 8) OBP: 0.383, SLG: 0.704										2	1	2	2	2	0	0	Montreal Expos @ San Diego Padres San Diego Stadium, San Diego, CA Sat May 05 1979, 10:05 PM EDT Att: 45,500 - Unknown			
Rodney Scott, S (1, 4) OBP: 0.352, SLG: 0.300										4	0	0	0	0	2	3				
Warren Cromartie, L (1, 7) OBP: 0.359, SLG: 0.520										4	0	1	0	0	0	2				
Tony Perez, R (1, 3) OBP: 0.300, SLG: 0.400										4	0	0	0	0	1	2				
Gary Carter, R (1, 2) OBP: 0.404, SLG: 0.679										3	0	1	0	1	1	0				
Ellis Valentine, R (1, 9) OBP: 0.313, SLG: 0.390										4	0	1	0	0	0	2				
Larry Parrish, R (1, 5) OBP: 0.333, SLG: 0.403										3	0	0	0	1	1	2				
Chris Speier, R (1, 6) OBP: 0.409, SLG: 0.438										4	1	1	1	0	1	2				
Steve Rogers, R (1, 1) OBP: 0.375, SLG: 0.467										2	1	1	0	0	1	0				
Tom Hutton, L (7, PH)										1	0	0	0	0	0	1				
Woodie Fryman, R (7, 1)										0	0	0	0	0	0	0				
Elias Sosa, R (7, 1)										0	0	0	0	0	0	0				
Tony Solaita, L (9, PH)										1	0	0	0	0	1	1				
Inning Stats	R: 0 E: 0 K: 1 S: 6	H: 1 LOB: 1 BB: 0 P: 6	R: 0 E: 0 K: 0 S: 3	H: 0 LOB: 1 BB: 1 P: 7	R: 0 E: 0 K: 1 S: 5	H: 0 LOB: 1 BB: 1 P: 9	R: 0 E: 0 K: 1 S: 4	H: 0 LOB: 0 BB: 1 P: 8	R: 3 E: 0 K: 0 S: 6	H: 3 LOB: 0 BB: 0 P: 6	R: 0 E: 0 K: 2 S: 7	H: 0 LOB: 1 BB: 1 P: 11	R: 0 E: 0 K: 1 S: 5	H: 1 LOB: 0 BB: 0 P: 5	R: 0 E: 0 K: 1 S: 6	H: 1 LOB: 0 BB: 0 P: 6	1B: 2 2B: 4 3B: 0 HR: 2	SF: 0 SAC: 0 DP: 3 HBP: 0	WP: 1 PB: 1 SB: 2 CS: 0	PA: 36
PITCHER	IP WLS BF H R ER SO BB IBB HBP BLK WP HR S P ERA WHIP																			
Steve Mura, R (1, 1) ERA: 2.96	7.0 W 29 5 3 3 6 4 0 0 0 1 2 37 53 3.86 1.286																			
Rollie Fingers, R (8, 1) ERA: 3.24	2.0 S 7 2 0 0 2 0 0 0 0 0 0 11 11 0.00 1.000																			

AB	32
R	3
H	7
RBI	3
BB	4
SO	8
LOB	15



Batter	1	2	3	4	5	6	7	8	9	AB	R	H	RBI	BB	SO	LOB	BOTTOM			
Gene Richards, L (1, 8) OBP: 0.287, SLG: 0.320										4	1	0	0	0	0	3	Montreal Expos @ San Diego Padres San Diego Stadium, San Diego, CA Sat May 05 1979, 10:05 PM EDT Att: 45,500 - Unknown			
Rollie Fingers, R (8, 1) OBP: 0.167, SLG: 0.167										0	0	0	0	0	0	0				
Ozzie Smith, S (1, 6) OBP: 0.228, SLG: 0.190										4	1	0	0	0	0	4				
Jerry Turner, L (1, 7) OBP: 0.360, SLG: 0.406										4	1	1	1	0	0	1				
Dave Winfield, R (1, 9) OBP: 0.450, SLG: 0.741										4	2	3	4	0	0	0				
Mike Hargrove, L (1, 3) OBP: 0.374, SLG: 0.264										3	1	0	0	1	0	1				
Gene Tenace, R (1, 2) OBP: 0.383, SLG: 0.425										4	0	1	0	0	0	1				
Barry Evans, R (1, 5) OBP: 0.250, SLG: 0.255										3	0	2	1	1	0	0				
Fernando Gonzalez, R (1, 4) OBP: 0.348, SLG: 0.459										4	0	1	0	0	0	3				
Steve Mura, R (1, 1) ERA: 4.03										1	0	0	0	0	1	0				
Don Reynolds, R (7, PH)										0	0	0	0	1	0	0				
Dan Briggs, L (8, 8) OBP: 0.250, SLG: 0.370										0	0	0	0	0	0	0				
Inning Stats	R: 3 E: 1 K: 0 S: 7	H: 3 LOB: 2 BB: 1 P: 11	R: 0 E: 0 K: 1 S: 5	H: 0 LOB: 0 BB: 0 P: 5	R: 0 E: 0 K: 0 S: 4	H: 1 LOB: 1 BB: 0 P: 4	R: 0 E: 0 K: 0 S: 4	H: 1 LOB: 2 BB: 1 P: 8	R: 0 E: 0 K: 0 S: 3	H: 0 LOB: 0 BB: 0 P: 3	R: 3 E: 1 K: 0 S: 5	H: 2 LOB: 0 BB: 1 P: 9	R: 0 E: 0 K: 0 S: 3	H: 1 LOB: 0 BB: 0 P: 3	R: 0 E: 0 K: 1 S: 3	H: 1 LOB: 0 BB: 0 P: 3	1B: 6 2B: 0 3B: 0 HR: 2	SF: 0 SAC: 1 DP: 0 HBP: 0	WP: 0 PB: 0 SB: 1 CS: 1	PA: 35
PITCHER	IP WLS BF H R ER SO BB IBB HBP BLK WP HR S P ERA WHIP																			
Steve Rogers, R (1, 1) ERA: 4.03	6.0 L 26 5 3 3 0 1 2 0 0 0 0 0 26 34 0.00 1.167																			
Woodie Fryman, L (7, 1) ERA: 3.27	0.2 L 4 1 2 2 0 1 0 0 0 0 0 0 3 7 27.00 3.000																			
Elias Sosa, R (7, 1) ERA: 1.8	1.1 5 2 1 1 0 0 0 0 0 0 0 1 5 5 6.75 1.500																			

AB	31
R	6
H	8
RBI	6
BB	3
SO	1
LOB	13



Batter	1	2	3	4	5	6	7	8	9	AB	R	H	RBI	BB	SO	LOB	TOP										
Andre Dawson, R OBP: 0.378, SLG: 0.673 (1, 8)	1-0 5-3		1-1 FC6-4		1-1 1B			0-0 F9		4	0	1	1	0	0	1											
Rodney Scott, S OBP: 0.336, SLG: 0.286 (1, 4)	2-2 L7			2-2 4-1	1-2 F8			0-1 4-3		4	0	0	0	0	0	2											
Warren Cromartie, L OBP: 0.384, SLG: 0.599 (1, 7)	1-3 K			0-1 3B	1-1 F8			0-0 G3		4	0	1	0	0	1	0											
Tony Perez, R OBP: 0.306, SLG: 0.391 (1, 3)		1-3 K		1-1 5-3	1-0 3-1				4-0 1B HR	3	1	0	0	1	1	1											
Gary Carter, R OBP: 0.412, SLG: 0.698 (1, 2)		0-1 3-1		3-2 F6	1-1 F2				0-0 1B	4	0	1	0	0	0	1											
Ellis Valentine, R OBP: 0.308, SLG: 0.369 (1, 9)		2-3 K			0-0 1B		2-2 F8		4-0 HR	3	2	1	0	1	1	0											
Larry Parrish, R OBP: 0.348, SLG: 0.471 (1, 5)			3-2 F8		3-3 K		1-1 F8		0-0 HR	4	1	2	3	0	1	1											
Chris Speier, R OBP: 0.406, SLG: 0.418 (1, 6)			0-1 5-3		4-0 1B		0-0 F8		0-0 5-3	3	0	0	0	1	0	1											
Scott Sanderson, R OBP: 0.154, SLG: 0.154 (1, 1)			0-0 1B		0-0 F2		1-0 G3		0-3 K	4	0	1	0	0	1	3											
Inning Stats	R: 0 E: 0 K: 1 S: 7	H: 0 LOB: 0 BB: 0 P: 11	R: 0 E: 0 K: 2 S: 8	H: 0 LOB: 0 BB: 0 P: 11	R: 0 E: 0 K: 0 S: 8	H: 1 LOB: 1 BB: 0 P: 12	R: 0 E: 0 K: 0 S: 10	H: 1 LOB: 1 BB: 0 P: 16	R: 1 E: 0 K: 1 S: 10	H: 2 LOB: 2 BB: 1 P: 19	R: 0 E: 0 K: 0 S: 5	H: 0 LOB: 0 BB: 0 P: 8	R: 0 E: 0 K: 0 S: 8	H: 1 LOB: 1 BB: 0 P: 12	R: 0 E: 0 K: 0 S: 4	H: 0 LOB: 0 BB: 0 P: 4	R: 3 E: 0 K: 1 S: 6	H: 2 LOB: 2 BB: 2 P: 14	1B: 4 2B: 1 3B: 1 HR: 1	SF: 0 SAC: 0 DP: 0 HBP: 0	WP: 0 PB: 0 CS: 1	PA: 36					
PITCHER	IP	WLS	BF	H	R	ER	SO	BB	IBB	HBP	BLK	WP	HR	S	P	ERA	WHIP										
Ed Halicki, R ERA: 5.5 (1, 1)	6.0	L	23	4	1	1	4	0	1	0	0	0	0	48	77	1.50	0.667										
Randy Moffitt, R ERA: 7.84 (7, 1)	3.0		13	3	3	3	1	1	1	0	0	0	1	18	30	9.00	1.333										

Montreal Expos @ San Francisco Giants
Candlestick Park, San Francisco, CA
Tue May 08 1979, 10:05 PM EDT
Att: 7,513 - Unknown

AB	33
R	4
H	7
RBI	4
BB	3
SO	5
LOB	10



Batter	1	2	3	4	5	6	7	8	9	AB	R	H	RBI	BB	SO	LOB	BOTTOM										
Bill North, S OBP: 0.385, SLG: 0.298 (1, 8)	1-0 F3		3-1 6-3			1-0 F7			3-2 4-3	4	0	0	0	0	0	0											
Terry Whitfield, L OBP: 0.392, SLG: 0.481 (1, 7)	1-1 1B			3-3 K		0-0 F3			0-0 F9	4	0	1	0	0	1	0											
Jack Clark, R OBP: 0.364, SLG: 0.465 (1, 9)	0-3 K			0-0 F8			1-3 K			3	0	0	0	0	2	1											
Willie McCovey, L OBP: 0.333, SLG: 0.412 (1, 3)	3-3 K			0-0 F6			1-3 K			3	0	0	0	0	2	1											
Bill Madlock, R OBP: 0.212, SLG: 0.225 (1, 4)		1-0 F4			1-1 F8		0-1 F9			3	0	0	0	0	0	0											
Darrell Evans, L OBP: 0.342, SLG: 0.356 (1, 5)		3-3 K			4-1 BB			3-1 F8		2	0	0	0	1	1	0											
John Tamargo, S OBP: 0.182, SLG: 0.313 (1, 2)		3-3 K			3-3 K			0-0 F9		3	0	0	0	0	2	1											
Roger Metzger, S OBP: 0.247, SLG: 0.282 (1, 6)			2-3 K		2-2 F8			0-2 4-3		3	0	0	0	0	1	1											
Ed Halicki, R OBP: 0.231, SLG: 0.308 (1, 1)				0-0 4-3		1-2 F7			1-2 F8	1	0	0	0	0	0	0											
Rob Andrews, R (6, PH)										1	0	0	0	0	0	0											
Randy Moffitt, R (7, 1)										0	0	0	0	0	0	0											
Mike Ivie, R (8, PH)										1	0	0	0	0	0	0											
Inning Stats	R: 0 E: 0 K: 2 S: 9	H: 1 LOB: 1 BB: 0 P: 14	R: 0 E: 0 K: 2 S: 7	H: 0 LOB: 0 BB: 0 P: 14	R: 0 E: 0 K: 1 S: 6	H: 0 LOB: 0 BB: 0 P: 11	R: 0 E: 0 K: 1 S: 6	H: 0 LOB: 0 BB: 0 P: 9	R: 0 E: 0 K: 1 S: 9	H: 0 LOB: 1 BB: 1 P: 19	R: 0 E: 0 K: 0 S: 5	H: 0 LOB: 0 BB: 0 P: 7	R: 0 E: 0 K: 2 S: 9	H: 0 LOB: 0 BB: 0 P: 11	R: 0 E: 0 K: 0 S: 6	H: 0 LOB: 0 BB: 0 P: 9	R: 0 E: 0 K: 0 S: 9	H: 0 LOB: 0 BB: 0 P: 13	1B: 1 2B: 0 3B: 0 HR: 0	SF: 0 SAC: 0 DP: 0 HBP: 0	WP: 0 PB: 0 CS: 0	PA: 29					
PITCHER	IP	WLS	BF	H	R	ER	SO	BB	IBB	HBP	BLK	WP	HR	S	P	ERA	WHIP										
Scott Sanderson, R ERA: 3.52 (1, 1)	9.0	W	29	1	0	0	9	1	0	0	0	0	0	66	107	0.00	0.222										

Montreal Expos @ San Francisco Giants
Candlestick Park, San Francisco, CA
Tue May 08 1979, 10:05 PM EDT
Att: 7,513 - Unknown


AB	28
R	0
H	1
RBI	0
BB	1
SO	9
LOB	4



Batter	1	2	3	4	5	6	7	8	9	AB	R	H	RBI	BB	SO	LOB	TOP			
Andre Dawson, R (1, 8) OBP: 0.341, SLG: 0.600	0-0 5-3			0-0 5-3		0-0 4-3		0-0 F2		4	0	0	0	0	0	4				
Rodney Scott, S (1, 4) OBP: 0.328, SLG: 0.309	0-0 6-3			0-0 F8			0-0 F8		0-0 F9	4	0	0	0	0	0	0				
Warren Cromartie, L (1, 7) OBP: 0.371, SLG: 0.492	0-0 F8			0-3 K			0-0 F9		0-0 F7	4	0	0	0	0	1	0				
Tony Perez, R (1, 3) OBP: 0.300, SLG: 0.363		4-0 7-3 BB			0-0 F9		0-0 P4		0-3 K	3	0	0	0	1	1	0				
Gary Carter, R (1, 2) OBP: 0.380, SLG: 0.639		0-0 7-3			0-0 5-3			0-0 F8		3	0	0	0	0	0	1				
Ellis Valentine, R (1, 9) OBP: 0.307, SLG: 0.366		0-0 5-3			0-0 5-3			0-3 K		3	0	0	0	0	1	0				
Larry Parrish, R (1, 5) OBP: 0.353, SLG: 0.462			0-0 P4			4-0 BB		4-0 BB 1B		1	0	0	0	2	0	0				
Chris Speier, R (1, 6) OBP: 0.396, SLG: 0.398			0-0 P6			0-0 F9		0-0 BB 1B		3	0	1	0	0	0	1				
Bill Lee, L (1, 1) Stan Bahnsen, R (5, 1) Ken Macha, R (6, PH) David Palmer, R (6, 1) Dave Cash, R (6, PH) Rudy May, L (8, 1)			0-3 K			0-0 L4		4-0 1-2 2-3 BB		1	0	0	0	0	1	0				
Inning Stats	R: 0 E: 0 K: 0 S: 3	H: 0 LOB: 0 BB: 0 P: 3	R: 0 E: 0 K: 0 S: 2	H: 0 LOB: 0 BB: 1 P: 6	R: 0 E: 0 K: 1 S: 5	H: 0 LOB: 0 BB: 0 P: 5	R: 0 E: 0 K: 1 S: 5	H: 0 LOB: 0 BB: 0 P: 5	R: 0 E: 0 K: 0 S: 3	H: 0 LOB: 1 BB: 1 P: 7	R: 0 E: 0 K: 0 S: 3	H: 0 LOB: 0 BB: 0 P: 3	R: 0 E: 0 K: 1 S: 6	H: 1 LOB: 3 BB: 2 P: 14	R: 0 E: 0 K: 1 S: 5	H: 0 LOB: 0 BB: 0 P: 5	1B: 1 2B: 1 3B: 0 HR: 0	SF: 0 SAC: 0 DP: 1 HBP: 0	WP: 0 PB: 0 CS: 0	PA: 31
PITCHER Doug Rau, L (1, 1) ERA: 5.85	IP: 9.0 WLS: W BF: 31 H: 1 R: 0 ER: 0 SO: 4 BB: 4 IBB: 0 HBP: 0 BLK: 0 WP: 0 HR: 0 S: 35 P: 51 ERA: 0.00 WHIP: 0.556																			

Montreal Expos @ Los Angeles Dodgers
Dodger Stadium, Los Angeles, CA
Fri May 11 1979, 7:05 PM PDT
Att: 43,297 - Unknown


AB	27
R	0
H	1
RBI	0
BB	4
SO	4
LOB	7



Batter	1	2	3	4	5	6	7	8	9	AB	R	H	RBI	BB	SO	LOB	BOTTOM			
Davey Lopes, R (1, 4) OBP: 0.307, SLG: 0.375	0-0 HR		0-0 1B 3B		0-3 K	0-3 K				4	2	2	1	0	2	0				
Bill Russell, R (1, 6) OBP: 0.338, SLG: 0.407	0-0 F2		0-0 6-3		0-0 FC6-4 1B		0-0 1-3			4	0	1	0	0	0	1				
Dusty Baker Jr., R (1, 7) OBP: 0.344, SLG: 0.392	0-0 1-3		0-0 P6		0-0 FC6-4 2B		0-3 K			4	1	0	0	0	1	2				
Steve Garvey, R (1, 3) OBP: 0.326, SLG: 0.453	0-0 F9		0-0 FC5-4 1B		0-0 1-H 2B		0-0 1-3			4	0	2	2	0	0	0				
Ron Cey, R (1, 5) OBP: 0.415, SLG: 0.551		0-0 HR	0-0 FC5-4		0-0 F2			0-0 6-3		4	1	1	1	0	0	2				
Joe Ferguson, R (1, 9) OBP: 0.387, SLG: 0.377		0-0 P6		0-0 HR		4-0 HR BB		4-0 BB		2	2	1	1	2	0	0				
Gary Thomasson, L (1, 8) OBP: 0.368, SLG: 0.386		0-0 G3		0-0 P6		0-0 1-H HR		0-0 F7		4	1	1	2	0	0	1				
Steve Yeager, R (1, 2) OBP: 0.257, SLG: 0.419		0-0 1B		0-0 4-3		0-0 F8		0-0 F7		4	0	1	0	0	0	1				
Doug Rau, L (1, 1) OBP: 0.111, SLG: 0.222		0-0 6-3		0-0 4-3		0-3 K				3	0	0	0	0	1	1				
Inning Stats	R: 1 E: 0 K: 0 S: 4	H: 1 LOB: 0 BB: 0 P: 4	R: 1 E: 0 K: 0 S: 5	H: 2 LOB: 1 BB: 0 P: 5	R: 1 E: 0 K: 0 S: 4	H: 1 LOB: 0 BB: 0 P: 4	R: 1 E: 0 K: 1 S: 7	H: 2 LOB: 1 BB: 0 P: 7	R: 2 E: 0 K: 2 S: 8	H: 1 LOB: 1 BB: 1 P: 12	R: 0 E: 0 K: 1 S: 5	H: 0 LOB: 0 BB: 0 P: 5	R: 0 E: 0 K: 0 S: 3	H: 0 LOB: 1 BB: 1 P: 7	R: 0 E: 0 K: 0 S: 3	H: 0 LOB: 0 BB: 0 P: 7	1B: 3 2B: 1 3B: 1 HR: 4	SF: 0 SAC: 0 DP: 0 HBP: 0	WP: 0 PB: 0 CS: 0	PA: 35
PITCHER Bill Lee, L (1, 1) ERA: 4.35 Stan Bahnsen, R (5, 1) ERA: 3.09 David Palmer, R (6, 1) ERA: 5.79 Rudy May, L (8, 1) ERA: 1.8	IP: 4.2 WLS: L BF: 22 H: 8 R: 5 ER: 5 SO: 1 BB: 0 IBB: 0 HBP: 0 BLK: 0 WP: 0 HR: 3 S: 24 P: 24 ERA: 9.64 WHIP: 1.714																			

Montreal Expos @ Los Angeles Dodgers
Dodger Stadium, Los Angeles, CA
Fri May 11 1979, 7:05 PM PDT
Att: 43,297 - Unknown

AB	33
R	7
H	9
RBI	7
BB	2
SO	4
LOB	8



Batter	1	2	3	4	5	6	7	8	9	AB	R	H	RBI	BB	SO	LOB	TOP					
Andre Dawson, R (1, 8) OBP: 0.328, SLG: 0.597										4	0	0	0	0	1	1	Montreal Expos @ St. Louis Cardinals Busch Stadium, St. Louis, MO Tue May 15 1979, 7:05 PM CDT Att: 12,515 - Unknown livebaseballscorecards.com					
Rodney Scott, S (1, 4) OBP: 0.350, SLG: 0.317										3	0	0	0	1	1							
Warren Cromartie, L (1, 7) OBP: 0.353, SLG: 0.462										4	0	1	0	0	0	1						
Tony Perez, R (1, 3) OBP: 0.320, SLG: 0.360										2	0	0	0	1	0	2						
Gary Carter, R (1, 2) OBP: 0.379, SLG: 0.625										2	0	0	0	1	0	1						
Ellis Valentine, R (1, 9) OBP: 0.287, SLG: 0.340										3	0	0	0	0	1	1						
Larry Parrish, R (1, 5) OBP: 0.342, SLG: 0.427										3	0	1	0	0	0	0						
Chris Speier, R (1, 6) OBP: 0.381, SLG: 0.374										3	0	0	0	0	0	1						
Steve Rogers, R (1, 1) OBP: 0.364, SLG: 0.400										2	0	0	0	1	2	0						
Inning Stats	R: 0 E: 0 K: 1 S: 5	H: 1 LOB: 1 BB: 1 P: 9	R: 0 E: 0 K: 0 S: 3	H: 1 LOB: 1 BB: 1 P: 7	R: 0 E: 0 K: 1 S: 5	H: 0 LOB: 0 BB: 0 P: 5	R: 0 E: 0 K: 0 S: 2	H: 0 LOB: 0 BB: 1 P: 6	R: 0 E: 0 K: 0 S: 3	H: 0 LOB: 0 BB: 0 P: 3	R: 0 E: 0 K: 1 S: 5	H: 0 LOB: 1 BB: 1 P: 9	R: 0 E: 0 K: 1 S: 5	H: 0 LOB: 0 BB: 0 P: 5	R: 0 E: 0 K: 1 S: 5	H: 0 LOB: 0 BB: 0 P: 5	R: 0 E: 0 K: 0 S: 3	H: 0 LOB: 0 BB: 0 P: 3	1B: 2 2B: 0 3B: 0 HR: 0	SF: 0 SAC: 0 DP: 3 HBP: 0	WP: 0 PB: 0 SB: 0 CS: 0	PA: 30
PITCHER John Denny, R (1, 1) ERA: 2.72	IP: 9.0 WLS: W BF: 30 H: 2 R: 0 ER: 0 SO: 5 BB: 4 IBB: 0 HBP: 0 BLK: 0 WP: 0 HR: 0 S: 36 P: 52 ERA: 0.00 WHIP: 0.667															PITCHER						

Batter	1	2	3	4	5	6	7	8	9	AB	R	H	RBI	BB	SO	LOB	BOTTOM					
Lou Brock, L (1, 7) OBP: 0.398, SLG: 0.456										3	0	0	0	1	0	1	Montreal Expos @ St. Louis Cardinals Busch Stadium, St. Louis, MO Tue May 15 1979, 7:05 PM CDT Att: 12,515 - Unknown livebaseballscorecards.com					
Ken Oberkfell, L (1, 4) OBP: 0.371, SLG: 0.433										4	0	0	0	0	1	4						
Keith Hernandez, L (1, 3) OBP: 0.313, SLG: 0.447										4	0	0	0	0	1	2						
Ted Simmons, S (1, 2) OBP: 0.404, SLG: 0.527										4	0	2	0	0	0	0						
Gary Templeton, S (9, PR) OBP: 0.291, SLG: 0.321										0	0	0	0	0	0	0						
George Hendrick, R (1, 9) OBP: 0.368, SLG: 0.459										4	1	2	0	0	1	1						
Tony Scott, S (1, 8) OBP: 0.322, SLG: 0.429										3	0	0	0	1	0	2						
Ken Reitz, R (1, 5) OBP: 0.319, SLG: 0.415										4	0	1	0	0	0	4						
Mike Phillips, L (1, 6) OBP: 0.333, SLG: 0.333										4	0	2	1	0	1	1						
John Denny, R (1, 1) OBP: 0.091, SLG: 0.143										2	0	1	0	0	1	0						
Inning Stats	R: 0 E: 0 K: 0 S: 3	H: 0 LOB: 0 BB: 0 P: 3	R: 0 E: 0 K: 1 S: 6	H: 1 LOB: 1 BB: 0 P: 6	R: 0 E: 1 K: 0 S: 5	H: 1 LOB: 2 BB: 0 P: 5	R: 0 E: 0 K: 0 S: 3	H: 0 LOB: 0 BB: 0 P: 3	R: 0 E: 0 K: 1 S: 6	H: 1 LOB: 2 BB: 1 P: 10	R: 0 E: 0 K: 1 S: 6	H: 1 LOB: 1 BB: 0 P: 6	R: 0 E: 0 K: 1 S: 5	H: 1 LOB: 0 BB: 0 P: 5	R: 0 E: 0 K: 1 S: 5	H: 0 LOB: 0 BB: 0 P: 5	R: 1 E: 0 K: 0 S: 4	H: 3 LOB: 2 BB: 1 P: 8	1B: 7 2B: 1 3B: 0 HR: 0	SF: 0 SAC: 1 DP: 2 HBP: 0	WP: 0 PB: 0 SB: 1 CS: 0	PA: 35
PITCHER Steve Rogers, R (1, 1) ERA: 3.03	IP: 8.2 WLS: L BF: 35 H: 8 R: 1 ER: 1 SO: 5 BB: 1 IBB: 1 HBP: 0 BLK: 0 WP: 0 HR: 0 S: 43 P: 51 ERA: 1.04 WHIP: 1.038															PITCHER						

Batter	1	2	3	4	5	6	7	8	9	AB	R	H	RBI	BB	SO	LOB	TOP								
Andre Dawson, R OBP: 0.336, SLG: 0.603 (1, 8)										3	2	2	2	2	0	0	Montreal Expos @ Philadelphia Phillies Veterans Stadium, Philadelphia, PA Fri May 18 1979, 7:05 PM EDT Att: 31,481 - Unknown								
Rodney Scott, S OBP: 0.331, SLG: 0.299 (1, 4)										5	0	1	0	0	1	4									
Warren Cromartie, L OBP: 0.340, SLG: 0.456 (1, 7)										5	0	1	0	0	1	5									
Tony Perez, R OBP: 0.313, SLG: 0.353 (1, 3)										4	0	1	1	0	1	5									
Gary Carter, R OBP: 0.380, SLG: 0.603 (1, 2)										3	0	0	0	1	0	4									
Ellis Valentine, R OBP: 0.284, SLG: 0.319 (1, 9)										4	1	1	0	0	0	2									
Larry Parrish, R OBP: 0.336, SLG: 0.416 (1, 5)										4	1	1	0	0	0	1									
Chris Speier, R OBP: 0.372, SLG: 0.364 (1, 6)										4	0	1	1	0	1	0									
Ross Grimsley, L OBP: 0.067, SLG: 0.067 (1, 1)										0	0	0	0	0	0	0									
Ken Macha, R (3, PH)										1	0	0	0	0	0	0									
Stan Bahnsen, R (3, 1)										1	0	0	0	0	0	0									
Tom Hutton, L OBP: 0.308, SLG: 0.182 (7, PH)										1	1	1	0	0	0	0									
Elias Sosa, R OBP: 0.333, SLG: 0.500 (7, 1)										1	0	1	1	0	0	0									
Inning Stats	R: 0 E: 0 K: 1 S: 7	H: 2 LOB: 2 BB: 0 P: 7	R: 0 E: 0 K: 0 S: 3	H: 0 LOB: 0 BB: 0 P: 3	R: 0 E: 0 K: 1 S: 5	H: 0 LOB: 0 BB: 0 P: 5	R: 0 E: 0 K: 0 S: 4	H: 1 LOB: 1 BB: 0 P: 4	R: 0 E: 0 K: 1 S: 5	H: 0 LOB: 0 BB: 0 P: 5	R: 1 E: 0 K: 0 S: 4	H: 1 LOB: 1 BB: 1 P: 8	R: 3 E: 0 K: 0 S: 6	H: 3 LOB: 0 BB: 0 P: 6	R: 0 E: 0 K: 0 S: 3	H: 0 LOB: 1 BB: 1 P: 7	R: 1 E: 0 K: 1 S: 8	H: 3 LOB: 3 BB: 1 P: 12	1B: 6 2B: 3 3B: 0 HR: 1	SF: 1 SAC: 0 DP: 0 HBP: 0	WP: 0 PB: 0 SB: 1 CS: 0	PA: 40			
PITCHER	IP	WLS	BF	H	R	ER	SO	BB	IBB	HBP	BLK	WP	HR	S	P	ERA	WHIP								
Dick Ruthven, R ERA: 2.31 (1, 1)	7.0	L	29	7	4	4	3	1	0	0	0	0	1	34	38	5.14	1.143								
Ron Reed, R ERA: 2.51 (8, 1)	1.0		8	3	1	1	0	1	1	0	0	0	0	6	14	9.00	4.000								
Tug McGraw, L ERA: 4.15 (9, 1)	1.0		3	0	0	0	1	0	0	0	0	0	0	5	5	0.00	0.000								

AB	36
R	5
H	10
RBI	5
BB	3
SO	4
LOB	21



Batter	1	2	3	4	5	6	7	8	9	AB	R	H	RBI	BB	SO	LOB	BOTTOM								
Jose Cardenal, R OBP: 0.350, SLG: 0.200 (1, 7)										2	0	0	0	1	0	1	Montreal Expos @ Philadelphia Phillies Veterans Stadium, Philadelphia, PA Fri May 18 1979, 7:05 PM EDT Att: 31,481 - Unknown								
Del Unser, L OBP: 0.376, SLG: 0.457 (7, PH)										1	0	1	0	0	0	0									
Ron Reed, R OBP: 0.400, SLG: 0.500 (8, 1)										0	0	0	0	0	0	0									
Tug McGraw, R OBP: 1.000, SLG: 1.000 (9, 1)										0	0	0	0	0	0	0									
Rudy Meoli, L OBP: 0.289, SLG: 0.242 (9, PH)										1	0	0	0	0	1	0									
Larry Bowa, S OBP: 0.387, SLG: 0.355 (1, 6)										4	0	0	0	0	0	2									
Pete Rose, S OBP: 0.436, SLG: 0.467 (1, 3)										3	0	0	0	1	0	0									
Mike Schmidt, R OBP: 0.411, SLG: 0.667 (1, 5)										4	0	2	0	0	1	1									
Mike Anderson, R OBP: 0.474, SLG: 0.400 (1, 9)										2	0	0	0	1	1	2									
Tim McCarver, L OBP: 0.300, SLG: 0.304 (8, PH)										1	0	0	0	0	1	0									
Garry Maddox, R OBP: 0.331, SLG: 0.533 (1, 8)										1	1	0	0	0	0	1									
Greg Gross, L OBP: 0.333, SLG: 0.438 (3, 8)										3	0	2	0	0	0	0									
Bob Boone, R OBP: 0.348, SLG: 0.416 (1, 2)										4	1	2	1	0	0	1									
Ramon Aviles, R OBP: 0.536, SLG: 0.560 (1, 4)										4	1	1	1	0	1	4									
Dick Ruthven, R OBP: 0.192, SLG: 0.160 (1, 1)										2	0	0	0	0	1	1									
Bake McBride, L OBP: 0.295, SLG: 0.357 (7, PH)										2	0	0	0	0	0	0									
Inning Stats	R: 0 E: 0 K: 0 S: 3	H: 0 LOB: 0 BB: 0 P: 3	R: 3 E: 1 K: 1 S: 9	H: 3 LOB: 1 BB: 0 P: 9	R: 0 E: 1 K: 1 S: 6	H: 0 LOB: 1 BB: 0 P: 6	R: 0 E: 0 K: 1 S: 6	H: 1 LOB: 1 BB: 0 P: 6	R: 0 E: 0 K: 0 S: 2	H: 0 LOB: 0 BB: 1 P: 6	R: 0 E: 0 K: 0 S: 4	H: 2 LOB: 2 BB: 1 P: 8	R: 0 E: 0 K: 0 S: 4	H: 2 LOB: 2 BB: 1 P: 8	R: 0 E: 0 K: 1 S: 5	H: 0 LOB: 0 BB: 0 P: 5	R: 0 E: 2 K: 2 S: 7	H: 0 LOB: 0 BB: 0 P: 7	1B: 7 2B: 2 3B: 0 HR: 0	SF: 0 SAC: 0 DP: 2 HBP: 0	WP: 0 PB: 0 SB: 0 CS: 0	PA: 37			
PITCHER	IP	WLS	BF	H	R	ER	SO	BB	IBB	HBP	BLK	WP	HR	S	P	ERA	WHIP								
Ross Grimsley, L ERA: 4.94 (1, 1)	2.0		10	3	3	2	1	0	0	0	0	0	0	12	12	9.00	1.500								
Stan Bahnsen, R ERA: 3.32 (3, 1)	4.0	W	16	3	0	0	2	2	0	0	0	0	0	18	26	0.00	1.250								
Elias Sosa, R ERA: 1.59 (7, 1)	3.0	S	11	2	0	0	3	1	0	0	0	0	0	16	20	0.00	1.000								

AB	34
R	3
H	8
RBI	2
BB	3
SO	6
LOB	13



Batter	1	2	3	4	5	6	7	8	9	AB	R	H	RBI	BB	SO	LOB	TOP					
Andre Dawson, R OBP: 0.331, SLG: 0.596										5	1	1	2	0	0	3						
Rodney Scott, S OBP: 0.309, SLG: 0.276										6	0	0	0	0	1	5						
Warren Cromartie, L OBP: 0.341, SLG: 0.593										6	2	2	1	0	0	1						
Gary Carter, R OBP: 0.403, SLG: 0.608										1	3	1	1	3	0	0						
Tony Solaita, L OBP: 0.545, SLG: 0.778										5	2	4	2	0	1	1						
Ellis Valentine, R OBP: 0.296, SLG: 0.358										3	1	1	0	2	0	3						
Larry Parrish, R OBP: 0.356, SLG: 0.434										4	0	2	1	1	1	3						
Jim Mason, L OBP: 0.333, SLG: 0.444										5	1	2	1	0	0	5						
Bill Lee, L OBP: 0.158, SLG: 0.158										1	0	1	0	0	0	0						
David Palmer, R OBP: 0.333, SLG: 0.333										1	0	0	0	0	1	0						
Tom Hutton, L OBP: 0.333, SLG: 0.333										1	0	0	0	0	0	2						
Stan Bahnsen, R OBP: 0.333, SLG: 0.333										0	0	0	0	0	0	0						
Jerry White, S OBP: 0.333, SLG: 0.459										0	0	0	0	0	0	0						
Elias Sosa, R OBP: 0.333, SLG: 0.429										1	0	0	0	0	1	2						
Inning Stats	R: 1 E: 1 K: 0 S: 4	H: 1 LOB: 2 BB: 1 P: 9	R: 0 E: 1 K: 0 S: 5	H: 3 LOB: 2 BB: 0 P: 5	R: 2 E: 1 K: 0 S: 4	H: 1 LOB: 1 BB: 2 P: 12	R: 0 E: 0 K: 1 S: 5	H: 0 LOB: 0 BB: 0 P: 5	R: 2 E: 0 K: 0 S: 6	H: 3 LOB: 2 BB: 1 P: 10	R: 0 E: 0 K: 0 S: 3	H: 0 LOB: 0 BB: 0 P: 3	R: 3 E: 0 K: 3 S: 11	H: 2 LOB: 2 BB: 3 P: 23	R: 2 E: 0 K: 1 S: 9	H: 4 LOB: 2 BB: 0 P: 9	R: 0 E: 0 K: 0 S: 3	H: 0 LOB: 0 BB: 0 P: 3	1B: 8 2B: 4 3B: 1 HR: 1	SF: 1 SAC: 0 DP: 1 HBP: 1	WP: 0 PB: 0 SB: 0 CS: 0	PA: 48
PITCHER	IP	WLS	BF	H	R	ER	SO	BB	IBB	HBP	BLK	WP	HR	S	P	ERA	WHIP					
Nino Espinosa, R ERA: 2.8	(1, 1)	6.1	L	33	8	7	5	2	4	2	1	0	0	1	30	55	7.11	1.895				
Ron Reed, R ERA: 3.71	(7, 1)	1.0		10	6	3	3	2	1	0	0	0	0	0	13	17	27.00	7.000				
Tug McGraw, L ERA: 3.95	(8, 1)	0.2		2	0	0	0	1	0	0	0	0	0	4	4	0.00	0.000					
Rawly Eastwick, R ERA: 5.93	(9, 1)	1.0		3	0	0	0	0	0	0	0	0	0	3	3	0.00	0.000					

Montreal Expos @ Philadelphia Phillies
Veterans Stadium, Philadelphia, PA
Sun May 20 1979, 3:33 AM EDT
Att: 48,631 - Unknown

AB 39
R 10
H 14
RBI 8
BB 7
SO 5
LOB 25



Batter	1	2	3	4	5	6	7	8	9	AB	R	H	RBI	BB	SO	LOB	BOTTOM					
Bake McBride, L OBP: 0.302, SLG: 0.373										4	2	1	0	1	0	0						
Larry Bowa, S OBP: 0.369, SLG: 0.371										5	2	3	0	0	0	1						
Pete Rose, S OBP: 0.439, SLG: 0.476										5	0	2	1	0	0	4						
Mike Schmidt, R OBP: 0.416, SLG: 0.656										4	1	3	1	1	1	1						
Jose Cardenal, R OBP: 0.333, SLG: 0.211										4	1	1	2	0	1	2						
Gary Maddox, R OBP: 0.338, SLG: 0.547										2	0	2	1	0	0	0						
Greg Gross, L OBP: 0.304, SLG: 0.429										1	0	1	0	0	0	0						
Bob Boone, R OBP: 0.333, SLG: 0.394										4	0	0	0	0	1	4						
Ramon Aviles, R OBP: 0.455, SLG: 0.467										3	0	0	0	0	0	2						
Del Unser, L OBP: 0.381, SLG: 0.421										0	0	0	0	1	0	0						
Rudy Meoli, L OBP: 0.300, SLG: 0.257										0	0	0	0	0	0	0						
Nino Espinosa, R OBP: 0.160, SLG: 0.125										3	0	0	0	0	2	2						
Ron Reed, R OBP: 0.400, SLG: 0.500										0	0	0	0	0	0	0						
Tug McGraw, R OBP: 1.000, SLG: 1.000										0	0	0	0	0	0	0						
Greg Luzinski, R OBP: 0.397, SLG: 0.456										1	0	0	0	0	0	3						
Rawly Eastwick, R ERA: 1.44										0	0	0	0	0	0	0						
Inning Stats	R: 1 E: 0 K: 0 S: 4	H: 1 LOB: 1 BB: 1 P: 8	R: 0 E: 0 K: 0 S: 4	H: 1 LOB: 1 BB: 0 P: 4	R: 4 E: 0 K: 0 S: 6	H: 3 LOB: 0 BB: 1 P: 10	R: 0 E: 0 K: 1 S: 5	H: 0 LOB: 0 BB: 0 P: 5	R: 1 E: 0 K: 0 S: 4	H: 3 LOB: 0 BB: 0 P: 4	R: 0 E: 0 K: 2 S: 8	H: 1 LOB: 1 BB: 0 P: 8	R: 0 E: 0 K: 0 S: 3	H: 1 LOB: 0 BB: 0 P: 3	R: 0 E: 0 K: 1 S: 7	H: 2 LOB: 3 BB: 1 P: 11	R: 0 E: 0 K: 1 S: 6	H: 1 LOB: 1 BB: 0 P: 6	1B: 9 2B: 3 3B: 1 HR: 0	SF: 1 SAC: 0 DP: 1 HBP: 0	WP: 0 PB: 0 SB: 1 CS: 0	PA: 40
PITCHER	IP	WLS	BF	H	R	ER	SO	BB	IBB	HBP	BLK	WP	HR	S	P	ERA	WHIP					
Bill Lee, L ERA: 4.62	(1, 1)	2.1		14	5	5	4	0	2	0	0	0	0	12	20	15.43	3.000					
David Palmer, R ERA: 5.09	(3, 1)	1.2		5	0	0	0	1	0	0	0	0	0	7	7	0.00	0.000					
Stan Bahnsen, R ERA: 3.42	(5, 1)	2.0	W	8	4	1	1	2	0	0	0	0	0	12	12	4.50	2.000					
Elias Sosa, R ERA: 1.44	(7, 1)	3.0	S	13	4	0	0	2	1	0	0	0	0	16	20	0.00	1.667					

Montreal Expos @ Philadelphia Phillies
Veterans Stadium, Philadelphia, PA
Sun May 20 1979, 3:33 AM EDT
Att: 48,631 - Unknown

AB 36
R 6
H 13
RBI 5
BB 3
SO 5
LOB 19



Batter	1	2	3	4	5	6	7	8	9	AB	R	H	RBI	BB	SO	LOB	TOP			
Omar Moreno, L (1, 8) OBP: 0.364, SLG: 0.432										5	1	1	1	0	2	4				
Tim Foli, R (1, 6) OBP: 0.355, SLG: 0.365										5	0	1	0	0	1	0				
Dave Parker, L (1, 9) OBP: 0.394, SLG: 0.553										4	0	1	0	1	2	0				
Willie Stargell, L (1, 3) OBP: 0.374, SLG: 0.714										4	1	2	1	0	2	3				
John Milner, L (1, 7) OBP: 0.385, SLG: 0.613 Bill Robinson, R (7, PH) OBP: 0.278, SLG: 0.500										2	0	0	0	1	1	1				
Ed Ott, L (1, 2) OBP: 0.253, SLG: 0.398										4	1	1	1	0	0	3				
Rennie Stennett, R (1, 4) Lee Lacy, R (8, 4) OBP: 0.351, SLG: 0.357										4	1	3	0	0	0	0				
Dale Berra, R (1, 5) OBP: 0.283, SLG: 0.282										2	0	0	0	2	0	2				
Bert Blyleven, R (1, 1) OBP: 0.136, SLG: 0.182 Kent Tekulve, R (9, 1) OBP: 0.500, SLG: 0.500										4	0	1	1	0	1	4				
Inning Stats	R: 1 E: 0 K: 1 S: 6	H: 2 LOB: 2 BB: 2 P: 14	R: 0 E: 0 K: 1 S: 6	H: 1 LOB: 1 BB: 0 P: 6	R: 0 E: 0 K: 1 S: 8	H: 1 LOB: 1 BB: 0 P: 8	R: 1 E: 0 K: 1 S: 7	H: 2 LOB: 1 BB: 0 P: 7	R: 1 E: 0 K: 1 S: 6	H: 1 LOB: 0 BB: 1 P: 10	R: 0 E: 0 K: 1 S: 6	H: 1 LOB: 1 BB: 0 P: 6	R: 1 E: 0 K: 0 S: 3	H: 1 LOB: 0 BB: 1 P: 7	R: 0 E: 0 K: 1 S: 5	H: 0 LOB: 0 BB: 0 P: 5	1B: 4 2B: 4 3B: 0 HR: 3	SF: 0 SAC: 0 DP: 2 HBP: 0	WP: 0 PB: 0 SB: 0 CS: 0	PA: 39
PITCHER	IP WLS BF H R ER SO BB IBB HBP BLK WP HR S P ERA WHIP																			
Scott Sanderson, R (1, 1) ERA: 3.65	5.0 L 23 7 3 3 6 2 0 0 0 1 0 2 33 41 5.40 1.800																			
Rudy May, L (6, 1) ERA: 1.39	3.0 13 3 1 1 2 2 0 0 0 0 0 1 15 23 3.00 1.667																			
David Palmer, R (9, 1) ERA: 4.76	1.0 3 0 0 0 1 0 0 0 0 0 0 0 5 5 0.00 0.000																			

Pittsburgh Pirates @ Montreal Expos
Olympic Stadium, Montreal, QB
Mon May 21 1979, 3:33 AM EDT
Att: 25,154 - Unknown

AB 35
R 4
H 10
RBI 4
BB 4
SO 9
LOB 18



Batter	1	2	3	4	5	6	7	8	9	AB	R	H	RBI	BB	SO	LOB	BOTTOM					
Andre Dawson, R (1, 8) OBP: 0.323, SLG: 0.581										4	0	0	0	0	1	1						
Rodney Scott, S (1, 4) OBP: 0.308, SLG: 0.270										3	1	0	0	1	1	1						
Warren Cromartie, L (1, 7) OBP: 0.333, SLG: 0.494										3	0	0	1	0	1	0						
Tony Perez, R (1, 3) OBP: 0.321, SLG: 0.422										4	1	2	1	0	1	0						
Gary Carter, R (1, 2) OBP: 0.399, SLG: 0.597										4	0	1	0	0	1	1						
Ellis Valentine, R (1, 9) OBP: 0.296, SLG: 0.355										4	0	1	0	0	1	2						
Larry Parrish, R (1, 5) OBP: 0.360, SLG: 0.439 Jim Mason, L (4, PH) OBP: 0.273, SLG: 0.364										1	0	1	0	0	0	0						
Chris Speier, R (1, 6) OBP: 0.372, SLG: 0.368										2	0	1	0	1	0	0						
Scott Sanderson, R (1, 1) OBP: 0.200, SLG: 0.200 Tom Hutton, L (5, PH) OBP: 0.313, SLG: 0.286 Rudy May, L (6, 1) Jerry White, S (8, PH) OBP: 0.300, SLG: 0.447 David Palmer, R (9, 1)										1	0	0	0	0	0	2						
Inning Stats	R: 1 E: 0 K: 0 S: 3	H: 0 LOB: 0 BB: 1 P: 7	R: 0 E: 0 K: 0 S: 4	H: 2 LOB: 2 BB: 1 P: 8	R: 0 E: 0 K: 1 S: 5	H: 0 LOB: 0 BB: 0 P: 5	R: 1 E: 0 K: 0 S: 4	H: 2 LOB: 0 BB: 0 P: 4	R: 0 E: 0 K: 1 S: 6	H: 1 LOB: 1 BB: 0 P: 6	R: 0 E: 0 K: 3 S: 9	H: 0 LOB: 0 BB: 0 P: 9	R: 0 E: 0 K: 1 S: 5	H: 0 LOB: 0 BB: 0 P: 5	R: 0 E: 0 K: 0 S: 3	H: 0 LOB: 0 BB: 0 P: 3	R: 0 E: 0 K: 1 S: 6	H: 1 LOB: 1 BB: 0 P: 6	1B: 4 2B: 1 3B: 0 HR: 1	SF: 1 SAC: 0 DP: 1 HBP: 0	WP: 0 PB: 0 SB: 1 CS: 1	PA: 33
PITCHER	IP WLS BF H R ER SO BB IBB HBP BLK WP HR S P ERA WHIP																					
Bert Blyleven, R (1, 1) ERA: 4.64	8.1 W 31 6 2 1 6 2 0 0 0 0 0 1 41 49 1.08 0.960																					
Kent Tekulve, R (9, 1) ERA: 4.11	0.2 S 2 0 0 0 1 0 0 0 0 0 0 0 4 4 0.00 0.000																					

Pittsburgh Pirates @ Montreal Expos
Olympic Stadium, Montreal, QB
Mon May 21 1979, 3:33 AM EDT
Att: 25,154 - Unknown


AB 30
R 2
H 6
RBI 2
BB 2
SO 7
LOB 8



Batter	1	2	3	4	5	6	7	8	9	AB	R	H	RBI	BB	SO	LOB	TOP					
Omar Moreno, L (1, 8) OBP: 0.367, SLG: 0.434										4	0	2	0	0	1	0						
Tim Foli, R (1, 6) OBP: 0.344, SLG: 0.352										3	0	0	0	0	0	2						
Dave Parker, L (1, 9) OBP: 0.390, SLG: 0.552										4	1	1	0	0	1	1						
Bill Robinson, R (1, 7) OBP: 0.269, SLG: 0.482										4	0	0	1	0	1	0						
Willie Stargell, L (1, 3) OBP: 0.368, SLG: 0.693										4	0	1	0	0	2	0						
Lee Lacy, R (1, 4) OBP: 0.390, SLG: 0.419										3	0	2	0	1	0	0						
Steve Nicosia, R (1, 2) OBP: 0.316, SLG: 0.519										4	1	1	0	0	0	4						
Dale Berra, R (1, 5) OBP: 0.280, SLG: 0.279										4	1	1	0	0	1	2						
Ed Whitson, R (1, 1) Bruce Kison, R (3, 1) Mike Easter, L (7, PH) Enrique Romo, R (7, 1)										1	0	0	0	0	0	0						
Inning Stats	R: 0 E: 0 K: 1 S: 5	H: 0 LOB: 0 BB: 0 P: 5	R: 0 E: 0 K: 1 S: 7	H: 2 LOB: 2 BB: 0 P: 7	R: 0 E: 0 K: 1 S: 6	H: 1 LOB: 1 BB: 0 P: 6	R: 0 E: 0 K: 0 S: 4	H: 1 LOB: 1 BB: 0 P: 4	R: 0 E: 0 K: 0 S: 3	H: 1 LOB: 0 BB: 0 P: 3	R: 1 E: 0 K: 1 S: 6	H: 1 LOB: 0 BB: 0 P: 6	R: 2 E: 1 K: 0 S: 5	H: 2 LOB: 1 BB: 1 P: 9	R: 0 E: 0 K: 2 S: 7	H: 0 LOB: 0 BB: 0 P: 7	R: 0 E: 0 K: 0 S: 2	H: 0 LOB: 0 BB: 1 P: 6	1B: 5 2B: 3 3B: 0 HR: 0	SF: 0 SAC: 1 DP: 2 HBP: 0	WP: 1 PB: 0 SB: 0 CS: 1	PA: 35
PITCHER	IP WLS BF H R ER SO BB IBB HBP BLK WP HR S P ERA WHIP																					
Ross Grimsley, L (1, 1) ERA: 4.7	6.1 W 27 7 3 2 4 1 0 0 0 1 0 34 38 2.84 1.263																					
Woodie Fryman, L (7, 1) ERA: 2.06	2.2 S 8 1 0 0 2 1 0 0 0 0 0 0 11 15 0.00 0.750																					

Pittsburgh Pirates @ Montreal Expos
Olympic Stadium, Montreal, QB
Tue May 22 1979, 3:33 AM EDT
Att: 15,227 - Unknown


AB 32
R 3
H 8
RBI 1
BB 2
SO 6
LOB 10



Batter	1	2	3	4	5	6	7	8	9	AB	R	H	RBI	BB	SO	LOB	BOTTOM			
Andre Dawson, R (1, 8) OBP: 0.322, SLG: 0.579										4	1	1	0	0	1	1				
Rodney Scott, S (1, 4) OBP: 0.312, SLG: 0.272										3	2	1	0	1	0	1				
Warren Cromartie, L (1, 7) OBP: 0.326, SLG: 0.461										4	0	0	0	0	0	5				
Tony Perez, R (1, 3) OBP: 0.319, SLG: 0.424										4	1	1	2	0	1	1				
Ellis Valentine, R (1, 9) OBP: 0.302, SLG: 0.354										3	1	1	1	1	1	1				
Jim Mason, L (1, 5) OBP: 0.400, SLG: 0.500										3	0	2	1	1	0	0				
Chris Speier, R (1, 6) OBP: 0.362, SLG: 0.358										3	0	0	1	0	0	2				
Duffy Dyer, R (1, 2) OBP: 0.308, SLG: 0.333										4	0	1	0	0	1	3				
Ross Grimsley, L (1, 1) Woodie Fryman, R (7, 1)										3	1	1	0	0	0	1				
Inning Stats	R: 1 E: 1 K: 1 S: 6	H: 0 LOB: 1 BB: 1 P: 10	R: 0 E: 0 K: 0 S: 3	H: 0 LOB: 0 BB: 0 P: 3	R: 4 E: 1 K: 0 S: 8	H: 4 LOB: 2 BB: 1 P: 12	R: 0 E: 0 K: 1 S: 5	H: 0 LOB: 0 BB: 0 P: 5	R: 0 E: 0 K: 0 S: 3	H: 0 LOB: 0 BB: 0 P: 3	R: 0 E: 0 K: 1 S: 6	H: 1 LOB: 1 BB: 0 P: 6	R: 0 E: 0 K: 1 S: 6	H: 1 LOB: 1 BB: 0 P: 6	R: 1 E: 0 K: 1 S: 6	H: 2 LOB: 1 BB: 1 P: 10	1B: 4 2B: 4 3B: 0 HR: 0	SF: 1 SAC: 0 DP: 0 HBP: 0	WP: 1 PB: 0 SB: 1 CS: 1	PA: 36
PITCHER	IP WLS BF H R ER SO BB IBB HBP BLK WP HR S P ERA WHIP																			
Ed Whitson, R (1, 1) ERA: 5.52	2.1 L 15 4 5 2 1 2 0 0 0 0 0 0 15 23 7.71 2.571																			
Bruce Kison, R (3, 1) ERA: 3.53	3.2 12 1 0 0 2 0 0 0 0 0 0 0 16 16 0.00 0.273																			
Enrique Romo, R (7, 1) ERA: 3.79	2.0 9 3 1 1 2 1 0 0 0 1 1 0 12 16 4.50 2.000																			

Pittsburgh Pirates @ Montreal Expos
Olympic Stadium, Montreal, QB
Tue May 22 1979, 3:33 AM EDT
Att: 15,227 - Unknown


AB 32
R 6
H 8
RBI 5
BB 3
SO 5
LOB 16



Batter	1	2	3	4	5	6	7	8	9	AB	R	H	RBI	BB	SO	LOB	TOP			
Omar Moreno, L (1, 8) OBP: 0.376, SLG: 0.449	SH4-3 1B		F8			WP S 1B		SH1-4 2B		4	0	3	0	0	0	1				
Tim Foli, R (1, 6) OBP: 0.347, SLG: 0.348	SH4-3 1-2		6-3			4-0 1-3 BB		SH1-4 2-3		1	0	0	0	1	0	1				
Dave Parker, L (1, 9) OBP: 0.381, SLG: 0.537	F7			3-1		F6		1-3		4	0	0	0	0	0	4				
Willie Stargell, L (1, 3) OBP: 0.354, SLG: 0.663	F8			P6		K		4-3		4	0	0	0	0	1	4				
John Milner, L (1, 7) OBP: 0.389, SLG: 0.608		F2				F7				4	0	2	0	0	0	2				
Lee Lacy, R (1, 4) OBP: 0.378, SLG: 0.400	F9			1-3						4	0	1	0	0	0	2				
Ed Ott, L (1, 2) OBP: 0.253, SLG: 0.392	F7					1-3		F7		4	0	1	0	0	0	1				
Dale Berra, R (1, 5) OBP: 0.278, SLG: 0.298			F8		P4			4-3		4	0	1	0	0	0	3				
John Candelaria, L (1, 1) OBP: 0.091, SLG: 0.095			6-3							2	0	0	0	0	1	1				
Mike Easter, L (7, PH) OBP: 0.417, SLG: 0.556						K				1	0	0	0	0	0	1				
Kent Tekulve, R (7, 1) OBP: 0.500, SLG: 0.500								F7		0	0	0	0	0	0	0				
Inning Stats	R: 0 E: 0 K: 0 S: 4	H: 1 LOB: 1 BB: 0 P: 4	R: 0 E: 0 K: 0 S: 3	H: 0 LOB: 0 BB: 0 P: 3	R: 0 E: 0 K: 0 S: 4	H: 1 LOB: 1 BB: 0 P: 4	R: 0 E: 0 K: 0 S: 4	H: 1 LOB: 0 BB: 0 P: 4	R: 0 E: 0 K: 1 S: 5	H: 0 LOB: 0 BB: 0 P: 5	R: 0 E: 0 K: 1 S: 6	H: 1 LOB: 1 BB: 1 P: 10	R: 0 E: 0 K: 0 S: 4	H: 1 LOB: 1 BB: 0 P: 4	R: 0 E: 0 K: 0 S: 4	H: 2 LOB: 1 BB: 0 P: 4	1B: 6 2B: 2 3B: 0 HR: 0	SF: 0 SAC: 2 DP: 1 HBP: 0	WP: 1 PB: 0 SB: 1 CS: 0	PA: 35
PITCHER Steve Rogers, R (1, 1) ERA: 2.87	IP: 9.0 WLS: W BF: 35 H: 8 R: 0 ER: 0 SO: 2 BB: 1 IBB: 0 HBP: 0 BLK: 0 WP: 1 HR: 0 S: 38 P: 42 ERA: 0.00 WHIP: 1.000															PITCHER				


Pittsburgh Pirates @ Montreal Expos
Olympic Stadium, Montreal, QB
Wed May 23, 1979, 7:05 PM EDT
Att: 7,041 - Unknown

AB 32
R 0
H 8
RBI 0
BB 1
SO 2
LOB 20





Pittsburgh Pirates @ Montreal Expos
Olympic Stadium, Montreal, QB
Wed May 23, 1979, 7:05 PM EDT
Att: 7,041 - Unknown

AB 32
R 3
H 10
RBI 2
BB 1
SO 5
LOB 16



Batter	1	2	3	4	5	6	7	8	9	AB	R	H	RBI	BB	SO	LOB	BOTTOM			
Andre Dawson, R (1, 8) OBP: 0.320, SLG: 0.571	F7		F9		L6			S E 1B		4	1	1	0	0	0	1				
Rodney Scott, S (1, 4) OBP: 0.318, SLG: 0.277	5-3			3B 1B		F7		E1 S 1B		4	2	2	0	0	0	0				
Warren Cromartie, L (1, 7) OBP: 0.324, SLG: 0.476	6-3			K 1B		K		1B		4	0	1	1	0	2	1				
Tony Perez, R (1, 3) OBP: 0.324, SLG: 0.441				1B 3B		F9		F7		4	0	2	1	0	0	1				
Gary Carter, R (1, 2) OBP: 0.395, SLG: 0.594		P4		P4				K		4	0	1	0	0	1	3				
Ellis Valentine, R (1, 9) OBP: 0.301, SLG: 0.351				5-3				K		4	0	1	0	0	1	3				
Chris Speier, R (1, 6) OBP: 0.361, SLG: 0.366		G5-4-3 1B						F8		3	0	1	0	0	0	3				
Ken Macha, R (1, 5) OBP: 0.200, SLG: 0.077				K						2	0	1	0	1	1	0				
Steve Rogers, R (1, 1) OBP: 0.308, SLG: 0.333				1-3						3	0	0	0	0	0	4				
Inning Stats	R: 0 E: 0 K: 0 S: 3	H: 0 LOB: 0 BB: 0 P: 3	R: 0 E: 0 K: 0 S: 4	H: 2 LOB: 1 BB: 0 P: 4	R: 0 E: 0 K: 1 S: 5	H: 0 LOB: 0 BB: 0 P: 5	R: 1 E: 0 K: 1 S: 7	H: 2 LOB: 1 BB: 0 P: 7	R: 0 E: 0 K: 0 S: 4	H: 2 LOB: 1 BB: 0 P: 4	R: 0 E: 0 K: 1 S: 5	H: 0 LOB: 0 BB: 0 P: 5	R: 0 E: 0 K: 1 S: 6	H: 1 LOB: 2 BB: 1 P: 10	R: 2 E: 1 K: 1 S: 8	H: 3 LOB: 1 BB: 0 P: 8	1B: 7 2B: 2 3B: 1 HR: 0	SF: 0 SAC: 0 DP: 2 HBP: 0	WP: 0 PB: 0 SB: 2 CS: 0	PA: 33
PITCHER John Candelaria, L (1, 1) ERA: 3.47	IP: 6.0 WLS: L BF: 22 H: 6 R: 1 ER: 1 SO: 3 BB: 0 IBB: 0 HBP: 0 BLK: 0 WP: 0 HR: 0 S: 28 P: 28 ERA: 1.50 WHIP: 1.000															PITCHER				
Kent Tekulve, R (7, 1) ERA: 4.41	IP: 2.0 WLS: L BF: 11 H: 4 R: 2 ER: 2 SO: 2 BB: 0 IBB: 1 HBP: 0 BLK: 0 WP: 0 HR: 0 S: 14 P: 18 ERA: 9.00 WHIP: 2.000															PITCHER				

Batter	1	2	3	4	5	6	7	8	9	AB	R	H	RBI	BB	SO	LOB	TOP					
Garry Templeton, S (1, 6) OBP: 0.280, SLG: 0.314	0-3 K			0-3 K		0-3 K		0-0 FC1-6 1B		4	0	0	0	0	3	1	St. Louis Cardinals @ Montreal Expos Olympic Stadium, Montreal, QB Sun May 27 1979, 3:33 AM EDT Unknown livebaseballscores.com AB 35 R 3 H 8 RBI 3 BB 1 SO 6 LOB 10 					
Lou Brock, L (1, 7) OBP: 0.398, SLG: 0.477 Will McEnaney, L (8, 1)	0-0 F3			0-0 4-3		0-0 F HR 1B		0-0 F7		4	1	1	0	0	0	1						
Keith Hernandez, L (1, 3) OBP: 0.320, SLG: 0.452	0-0 P5			0-0 1B		0-0 L4		0-0 1-2 1B		4	0	2	0	0	0	1						
Ted Simmons, S (1, 2) OBP: 0.416, SLG: 0.556 Steve Swisher, R (6, 2) OBP: 0.250, SLG: 0.077		0-0 5-3		0-0 P6		0-0 HR		0-0 F8		3	1	1	2	0	0	1						
George Hendrick, R (1, 9) OBP: 0.347, SLG: 0.439		0-0 P6				0-0 F8		0-0 6-3		4	0	0	0	0	1	0						
Tony Scott, S (1, 8) OBP: 0.301, SLG: 0.376		0-0 F8				0-0 2B		0-0 6-3		4	1	1	0	0	0	0						
Ken Reitz, R (1, 5) OBP: 0.284, SLG: 0.369			0-0 F7			0-0 P3		0-0 5-3		4	0	1	0	0	0	1						
Ken Oberkfell, L (1, 4) OBP: 0.352, SLG: 0.429			0-0 P2			0-0 2B		0-0 4-3		4	0	2	1	0	0	0						
John Denny, R (11, 1) OBP: 0.086, SLG: 0.125 Dane Lingo, L (5, PH) OBP: 0.249, SLG: 0.397 Bob Sykes, L (5, 1) OBP: 0.224, SLG: 0.083 Tom Bruno, R (5, 1) OBP: 0.330, SLG: 0.143 Bernie Carbo, L (8, PH) OBP: 0.330, SLG: 0.143			0-0 6-3			0-3 K		4-0 FC1-6 BB		1	0	0	0	0	0	0						
Inning Stats	R: 0 E: 0 K: 1 S: 5	H: 0 LOB: 0 BB: 0 P: 5	R: 0 E: 0 K: 0 S: 3	H: 0 LOB: 0 BB: 0 P: 3	R: 0 E: 0 K: 0 S: 3	H: 0 LOB: 0 BB: 0 P: 3	R: 0 E: 0 K: 1 S: 6	H: 1 LOB: 1 BB: 0 P: 6	R: 1 E: 0 K: 1 S: 7	H: 2 LOB: 1 BB: 0 P: 7	R: 2 E: 1 K: 2 S: 9	H: 2 LOB: 0 BB: 0 P: 9	R: 0 E: 0 K: 0 S: 3	H: 0 LOB: 0 BB: 0 P: 3	R: 0 E: 0 K: 0 S: 4	H: 1 LOB: 2 BB: 1 P: 8		R: 0 E: 0 K: 1 S: 7	H: 2 LOB: 2 BB: 0 P: 7	1B: 5 2B: 2 3B: 0 HR: 1	SF: 0 SAC: 0 DP: 0 HBP: 0	WP: 0 PB: 0 SB: 0 CS: 0
PITCHER Scott Sanderson, R (1, 1) ERA: 3.54	IP: 9.0 WLS: W BF: 36 H: 8 R: 3 ER: 3 SO: 6 BB: 1 IBB: 0 HBP: 0 BLK: 0 WP: 0 HR: 1 S: 47 P: 51 ERA: 3.00 WHIP: 1.000															PITCHER Scott Sanderson, R (1, 1) ERA: 3.54	IP: 9.0 WLS: W BF: 36 H: 8 R: 3 ER: 3 SO: 6 BB: 1 IBB: 0 HBP: 0 BLK: 0 WP: 0 HR: 1 S: 47 P: 51 ERA: 3.00 WHIP: 1.000					

Batter	1	2	3	4	5	6	7	8	9	AB	R	H	RBI	BB	SO	LOB	BOTTOM			
Andre Dawson, R (1, 8) OBP: 0.313, SLG: 0.557	0-3 K	0-0 P6		0-0 P2		0-0 L5				4	0	0	0	0	1	1	St. Louis Cardinals @ Montreal Expos Olympic Stadium, Montreal, QB Sun May 27 1979, 3:33 AM EDT Unknown livebaseballscores.com AB 35 R 8 H 10 RBI 8 BB 1 SO 6 LOB 11 			
Rodney Scott, S (1, 4) OBP: 0.320, SLG: 0.283	0-0 1B		0-0 FC3-6 1B		0-0 E3 1B 2B	0-0 F3				4	2	2	0	0	0	0				
Warren Cromartie, L (1, 7) OBP: 0.329, SLG: 0.476	0-0 1B		0-0 FC3-6 1B HR		0-0 2B	0-0 1-3				4	2	2	0	0	0	1				
Tony Perez, R (1, 3) OBP: 0.322, SLG: 0.436	0-0 1B		0-3 K		0-0 F9		0-0 F8			4	0	1	1	0	1	3				
Gary Carter, R (1, 2) OBP: 0.397, SLG: 0.588	0-0 F7		0-0 HR 1B		4-0 2B IBB		0-0 P2			3	2	1	0	1	0	2				
Ellis Valentine, R (1, 9) OBP: 0.306, SLG: 0.385	0-0 F8		0-0 HR		0-0 1B 2B		0-0 2-3			4	2	2	6	0	0	2				
Jim Mason, L (1, 5) OBP: 0.316, SLG: 0.389		0-3 K	0-0 F9		0-0 F7		0-0 1-3			4	0	0	0	0	1	1				
Chris Speier, R (1, 6) OBP: 0.358, SLG: 0.362		0-0 5-3		0-0 P6		0-0 1B		0-0 F7		4	0	1	1	0	0	0				
Scott Sanderson, R (1, 1) OBP: 0.211, SLG: 0.263			0-0 2B		0-3 K	0-3 K		0-3 K		4	0	1	0	0	3	1				
Inning Stats	R: 1 E: 0 K: 1 S: 8	H: 3 LOB: 2 BB: 0 P: 8	R: 0 E: 0 K: 1 S: 6	H: 1 LOB: 0 BB: 0 P: 6	R: 3 E: 0 K: 1 S: 8	H: 3 LOB: 0 BB: 0 P: 8	R: 0 E: 0 K: 1 S: 5	H: 0 LOB: 0 BB: 0 P: 5	R: 4 E: 1 K: 1 S: 9	H: 3 LOB: 1 BB: 1 P: 13	R: 0 E: 0 K: 0 S: 3	H: 0 LOB: 0 BB: 0 P: 3	R: 0 E: 0 K: 0 S: 3	H: 0 LOB: 0 BB: 0 P: 3	R: 0 E: 0 K: 1 S: 5	H: 0 LOB: 0 BB: 0 P: 5		1B: 7 2B: 2 3B: 0 HR: 1	SF: 0 SAC: 0 DP: 0 HBP: 0	WP: 0 PB: 0 SB: 0 CS: 0
PITCHER John Denny, R (1, 1) ERA: 3.54 Bob Sykes, L (5, 1) ERA: 4.83 Tom Bruno, R (5, 1) ERA: 3.32 Will McEnaney, L (8, 1) ERA: 1.8	IP: 4.0 WLS: L BF: 19 H: 7 R: 4 ER: 4 SO: 4 BB: 0 IBB: 0 HBP: 0 BLK: 0 WP: 0 HR: 1 S: 27 P: 27 ERA: 9.00 WHIP: 1.750															PITCHER John Denny, R (1, 1) ERA: 3.54 Bob Sykes, L (5, 1) ERA: 4.83 Tom Bruno, R (5, 1) ERA: 3.32 Will McEnaney, L (8, 1) ERA: 1.8	IP: 4.0 WLS: L BF: 19 H: 7 R: 4 ER: 4 SO: 4 BB: 0 IBB: 0 HBP: 0 BLK: 0 WP: 0 HR: 1 S: 27 P: 27 ERA: 9.00 WHIP: 1.750			

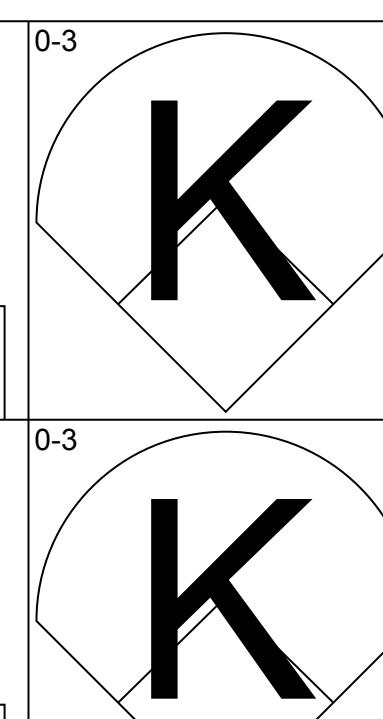
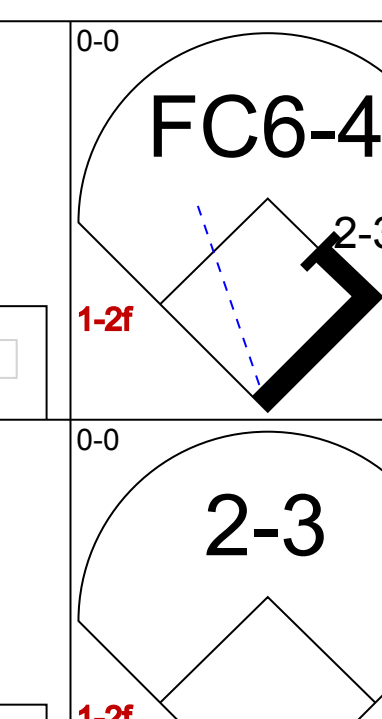
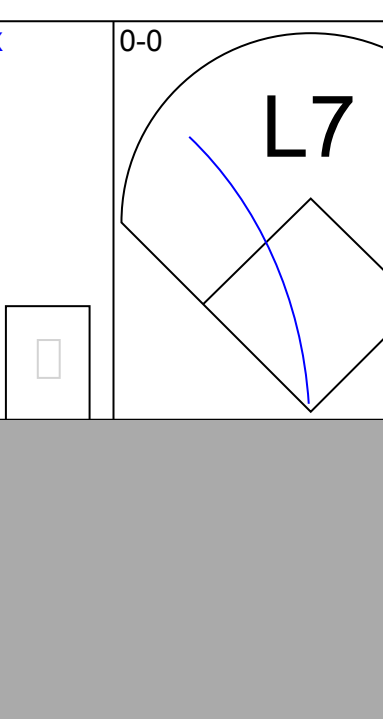
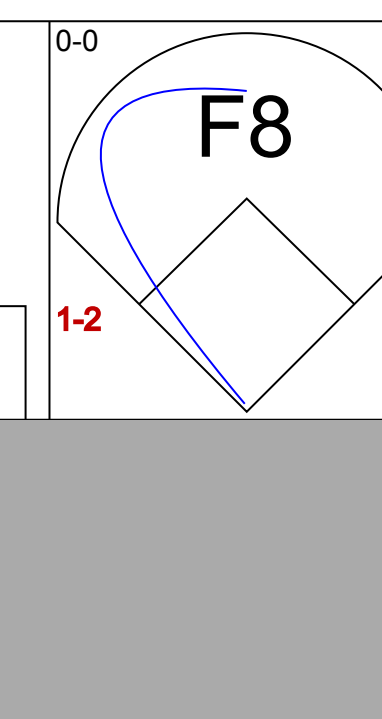
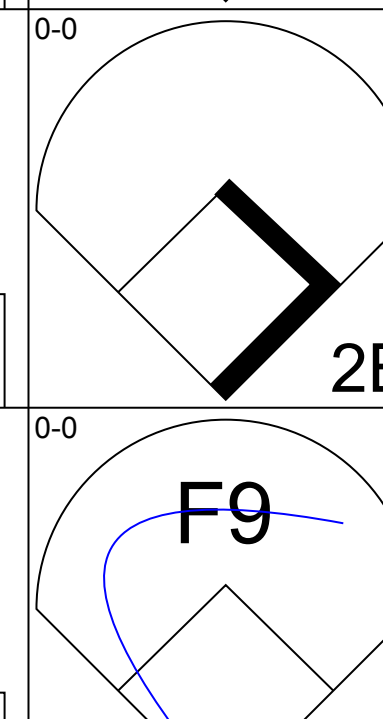

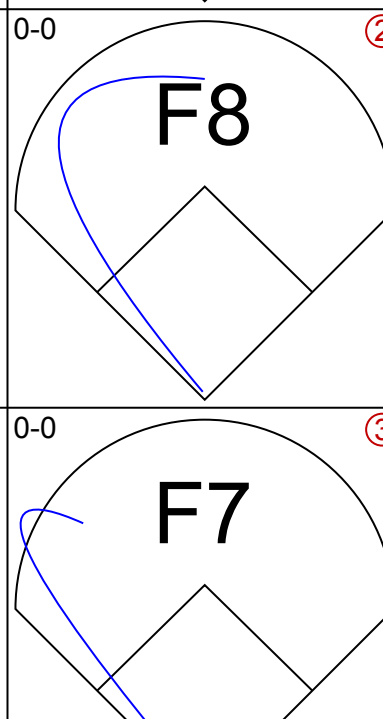
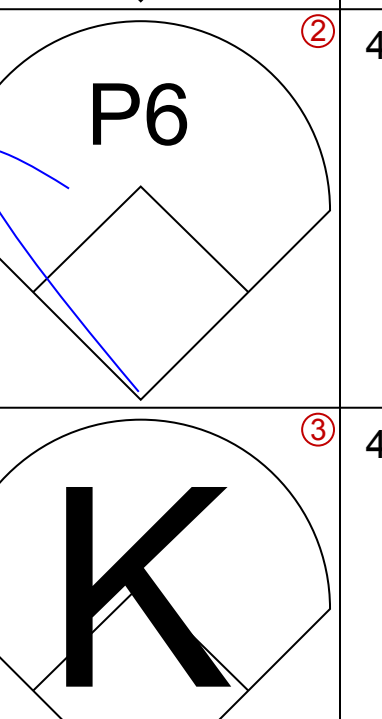

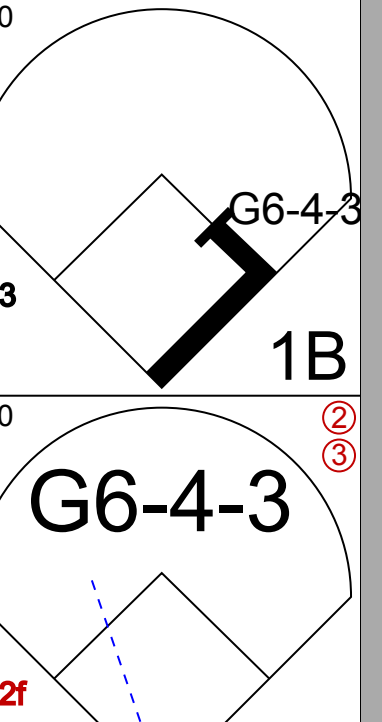






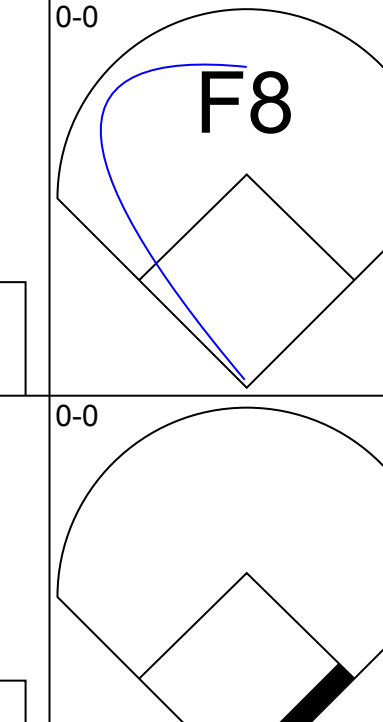
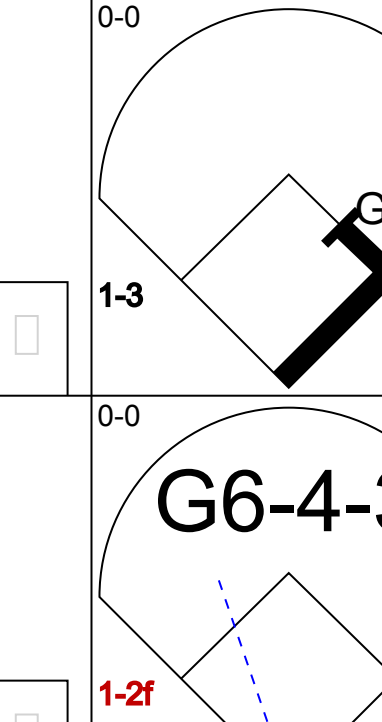
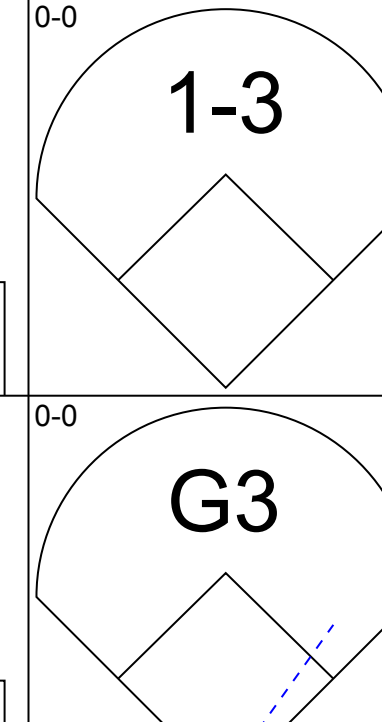
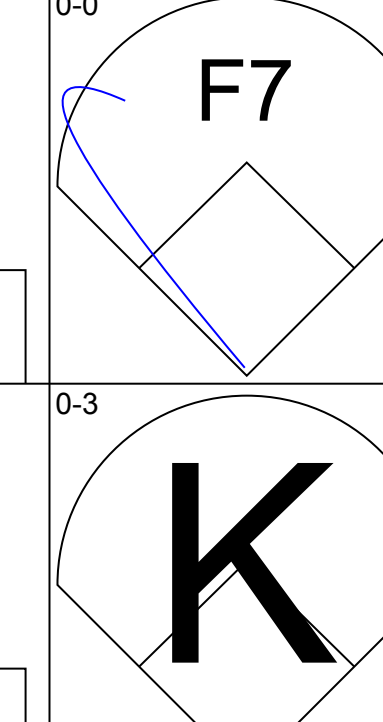

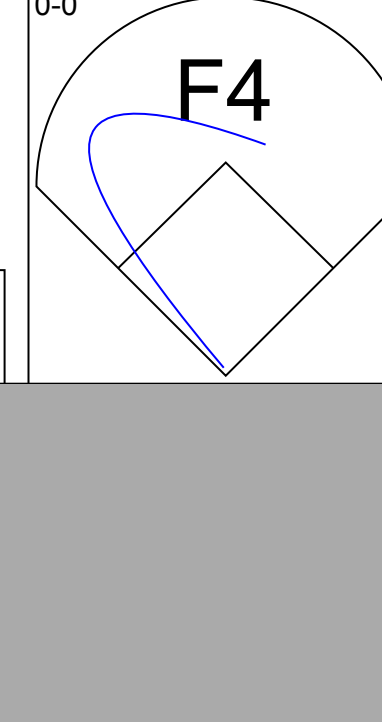

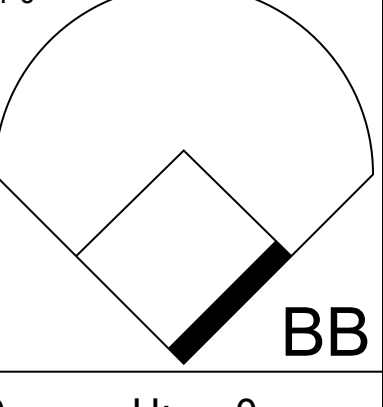

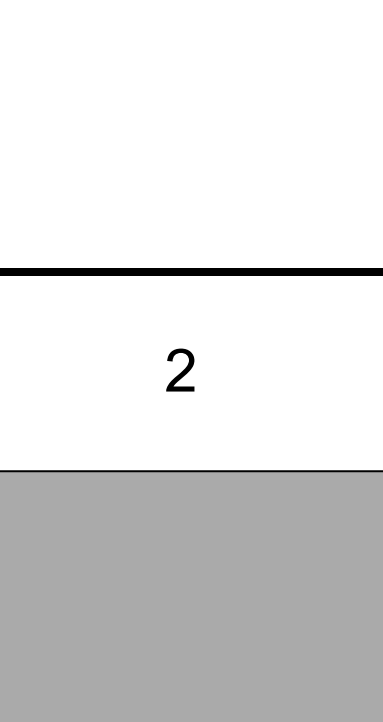
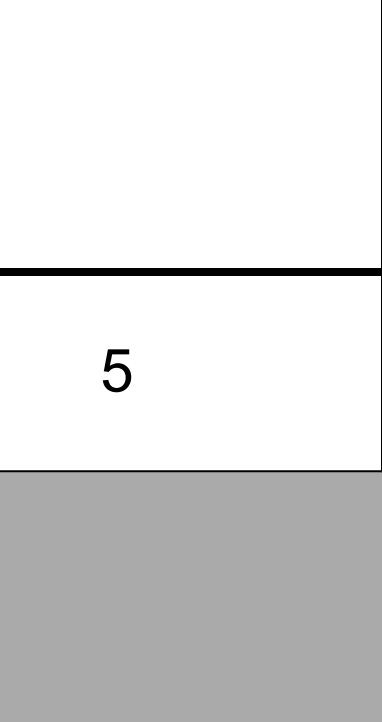
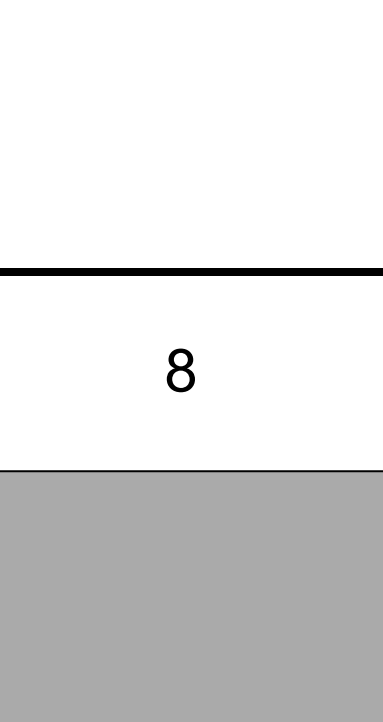
Batter	1	2	3	4	5	6	7	8	9	AB	R	H	RBI	BB	SO	LOB	TOP										
Bake McBride, L OBP: 0.293, SLG: 0.355 (1, 9)	L8		G3			6-3		1-2 1B		4	0	1	0	0	0	0	Philadelphia Phillies @ Montreal Expos Olympic Stadium, Montreal, QB Tue May 29 1979, 7:05 PM EDT Att: 32,078 - Unknown AB 32 R 0 H 6 RBI 0 BB 1 SO 6 LOB 11										
Garry Maddox, R OBP: 0.323, SLG: 0.506 (1, 8)	F9		4-3			F7		F8		3	0	1	0	0	0	0											
Tim McCarver, L OBP: 0.318, SLG: 0.361 (8, PH)	1B									1	0	0	0	0	0	2											
Jim Lonborg, R (8, 1)										0	0	0	0	0	0	0											
Pete Rose, S OBP: 0.442, SLG: 0.494 (1, 3)	1-2 BB		K			6-3			F7	3	0	0	0	1	1	0											
Mike Schmidt, R OBP: 0.404, SLG: 0.614 (1, 5)	F9					G6-4-3 1B		F8		4	0	1	0	0	0	2											
Greg Luzinski, R OBP: 0.371, SLG: 0.459 (1, 7)	6-3					G6-4-3 1B		F9		4	0	1	0	0	0	3											
Bob Boone, R OBP: 0.338, SLG: 0.394 (1, 2)						K		P6		4	0	1	0	0	2	1											
Ramon Aviles, R OBP: 0.411, SLG: 0.367 (1, 4)			L7			K		6-3		3	0	0	0	0	1	1											
Rudy Meoli, L OBP: 0.273, SLG: 0.288 (8, 6)			K			K		6-3		3	0	0	0	0	2	1											
Bud Harrelson, S (8, 6)										0	0	0	0	0	0	0											
Dick Ruthven, R OBP: 0.172, SLG: 0.143 (1, 1)			P4			G3				2	0	0	0	0	0	1											
Rawly Eastwick, R (5, 1)								1B		0	0	0	0	0	0	0											
Greg Gross, L OBP: 0.276, SLG: 0.370 (8, 8)								1B		1	0	1	0	0	0	0											
Inning Stats	R: 0 E: 0 K: 0 S: 4	H: 1 LOB: 2 BB: 1 P: 8	R: 0 E: 0 K: 1 S: 6	H: 1 LOB: 1 BB: 0 P: 6	R: 0 E: 0 K: 1 S: 5	H: 0 LOB: 0 BB: 0 P: 5	R: 0 E: 0 K: 1 S: 5	H: 1 LOB: 0 BB: 0 P: 5	R: 0 E: 0 K: 0 S: 7	H: 0 LOB: 0 BB: 0 P: 7	R: 0 E: 0 K: 0 S: 3	H: 0 LOB: 0 BB: 0 P: 3	R: 0 E: 0 K: 0 S: 3	H: 0 LOB: 0 BB: 0 P: 3	R: 0 E: 0 K: 0 S: 5	H: 2 LOB: 2 BB: 0 P: 5	R: 0 E: 0 K: 1 S: 6	H: 1 LOB: 1 BB: 0 P: 6	1B: 6 2B: 0 3B: 0 HR: 0	SF: 0 SAC: 0 DP: 1 HBP: 0	WP: 0 PB: 0 SB: 1 CS: 0	PA: 33					
PITCHER	IP	WLS	BF	H	R	ER	SO	BB	IBB	HBP	BLK	WP	HR	S	P	ERA	WHIP										
Steve Rogers, R ERA: 2.56 (1, 1)	9.0	W	33	6	0	0	6	1	0	0	0	0	0	44	48	0.00	0.778										

Batter	1	2	3	4	5	6	7	8	9	AB	R	H	RBI	BB	SO	LOB	BOTTOM										
Andre Dawson, R OBP: 0.312, SLG: 0.557 (1, 8)	K		F8		SH1-4	P5		1B		2	0	0	0	0	1	0	Philadelphia Phillies @ Montreal Expos Olympic Stadium, Montreal, QB Tue May 29 1979, 7:05 PM EDT Att: 32,078 - Unknown AB 35 R 9 H 12 RBI 9 BB 2 SO 7 LOB 12										
Jerry White, S OBP: 0.302, SLG: 0.439 (8, 8)										2	0	1	0	0	0	0											
Rodney Scott, S OBP: 0.319, SLG: 0.281 (1, 4)	6-3		6-3		2B	1B		F8		4	1	1	0	1	0	1											
Warren Cromartie, L OBP: 0.335, SLG: 0.453 (1, 7)	F7				FC5-4 1B	FC4 BB				4	2	2	2	0	0	1											
Tony Perez, R OBP: 0.340, SLG: 0.462 (1, 3)										3	1	3	1	1	0	0											
Tom Hutton, L OBP: 0.353, SLG: 0.333 (7, PR)										0	1	0	0	0	0	0											
Gary Carter, R OBP: 0.387, SLG: 0.570 (1, 2)										4	1	0	0	0	0	6											
Ellis Valentine, R OBP: 0.310, SLG: 0.413 (1, 9)										4	1	2	4	0	1	2											
Larry Parrish, R OBP: 0.347, SLG: 0.420 (1, 5)										4	1	1	0	0	1	1											
Chris Speier, R OBP: 0.346, SLG: 0.356 (1, 6)										4	0	1	2	0	1	0											
Steve Rogers, R OBP: 0.300, SLG: 0.321 (1, 1)										4	1	1	0	0	3	1											
Inning Stats	R: 0 E: 0 K: 1 S: 5	H: 0 LOB: 0 BB: 0 P: 5	R: 2 E: 1 K: 2 S: 10	H: 3 LOB: 1 BB: 0 P: 10	R: 0 E: 0 K: 0 S: 5	H: 2 LOB: 2 BB: 0 P: 5	R: 0 E: 0 K: 2 S: 7	H: 0 LOB: 0 BB: 0 P: 7	R: 5 E: 0 K: 0 S: 7	H: 4 LOB: 0 BB: 1 P: 11	R: 0 E: 0 K: 1 S: 5	H: 0 LOB: 0 BB: 0 P: 5	R: 2 E: 0 K: 0 S: 5	H: 2 LOB: 1 BB: 1 P: 9	R: 0 E: 0 K: 1 S: 6	H: 1 LOB: 1 BB: 0 P: 6	1B: 6 2B: 5 3B: 0 HR: 1	SF: 0 SAC: 1 DP: 0 HBP: 0	WP: 0 PB: 0 SB: 0 CS: 0	PA: 38							
PITCHER	IP	WLS	BF	H	R	ER	SO	BB	IBB	HBP	BLK	WP	HR	S	P	ERA	WHIP										
Dick Ruthven, R ERA: 3.2 (1, 1)	4.2	L	24	9	7	7	5	0	0	0	0	0	1	33	37	13.50	1.929										
Rawly Eastwick, R ERA: 6.19 (5, 1)	2.1		10	2	2	2	1	1	0	0	0	0	0	11	15	7.71	1.286										
Jim Lonborg, R ERA: 4.5 (8, 1)	1.0		4	1	0	0	1	0	0	0	0	0	0	6	6	0.00	1.000										

Batter	1	2	3	4	5	6	7	8	9	AB	R	H	RBI	BB	SO	LOB	TOP										
Bake McBride, L (1, 9) OBP: 0.293, SLG: 0.349	K		FC4-6 BB		K			4-3		3	0	0	0	1	2	0	Philadelphia Phillies @ Montreal Expos Olympic Stadium, Montreal, QB Wed May 30 1979, 7:05 PM EDT Att: 21,761 - Unknown										
Bud Harrelson, S (1, 6) Garry Maddox, R (8, PH) Rudy Meoli, L (8, 6) OBP: 0.321, SLG: 0.503 OBP: 0.273, SLG: 0.288	K		P6		F8			F4		3	0	0	0	0	1	1											
Pete Rose, S (1, 3) OBP: 0.438, SLG: 0.495	2B		F9		5-3			6-3		4	0	1	0	0	0	1											
Mike Schmidt, R (1, 5) OBP: 0.396, SLG: 0.599	K		FC4-6 1-2		F8			F7		4	0	0	0	0	1	2											
Greg Luzinski, R (1, 7) OBP: 0.374, SLG: 0.467			F9		4-3			FC6-4 1B		4	0	2	0	0	0	0											
Mike Anderson, R (1, 8) OBP: 0.417, SLG: 0.316	4-3				F8			FC6-4 1B 1-2		4	0	0	0	0	0	2											
Bob Boone, R (1, 2) OBP: 0.349, SLG: 0.408	1B BB				L7			2B		3	0	2	0	1	0	1											
Ramon Aviles, R (1, 4) OBP: 0.400, SLG: 0.358	FC6 1B 1-2				K			F9		4	0	1	0	0	1	4											
Nino Espinosa, R (1, 1) OBP: 0.143, SLG: 0.111 Jose Cardenal, R (7, PH) OBP: 0.320, SLG: 0.200 Tug McGraw, R (7, 1) OBP: 1.000, SLG: 1.000	FC6 1-2				F9			6-3		2	0	0	0	0	0	2											
Inning Stats	R: 0 E: 0 K: 3 S: 10	H: 1 LOB: 1 BB: 0 P: 10	R: 0 E: 0 K: 0 S: 4	H: 1 LOB: 2 BB: 1 P: 8	R: 0 E: 0 K: 0 S: 3	H: 0 LOB: 1 BB: 1 P: 7	R: 0 E: 0 K: 1 S: 6	H: 1 LOB: 1 BB: 0 P: 6	R: 0 E: 0 K: 1 S: 5	H: 0 LOB: 0 BB: 0 P: 5	R: 0 E: 0 K: 0 S: 3	H: 0 LOB: 0 BB: 0 P: 3	R: 0 E: 0 K: 0 S: 4	H: 1 LOB: 1 BB: 0 P: 4	R: 0 E: 0 K: 0 S: 3	H: 0 LOB: 0 BB: 0 P: 3		R: 0 E: 0 K: 0 S: 5	H: 2 LOB: 2 BB: 0 P: 5	1B: 3 2B: 3 3B: 0 HR: 0	SF: 0 SAC: 0 DP: 0 HBP: 0	WP: 0 PB: 0 SB: 0 CS: 0	PA: 35				
PITCHER	IP	WLS	BF	H	R	ER	SO	BB	IBB	HBP	BLK	WP	HR	S	P	ERA	WHIP										
Bill Lee, L (1, 1) ERA: 3.92	9.0	W	35	6	0	0	5	2	0	0	0	0	0	43	51	0.00	0.889										

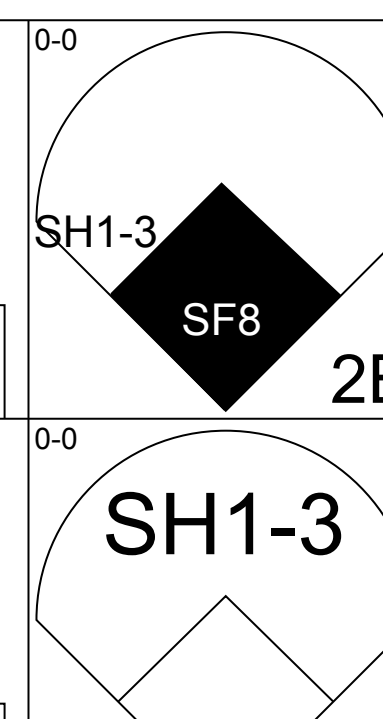
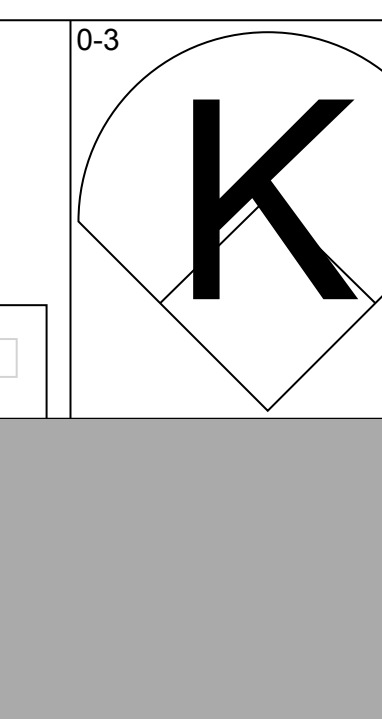

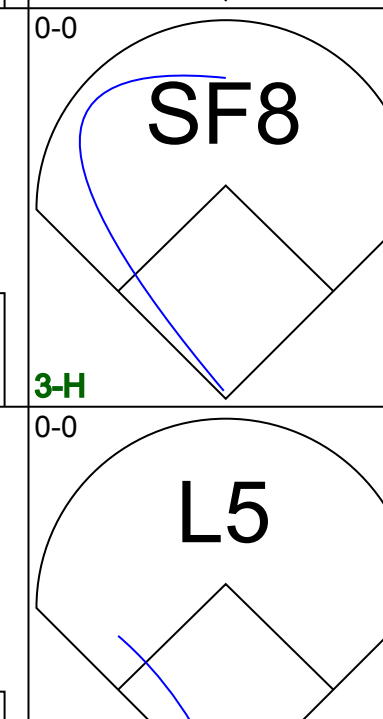
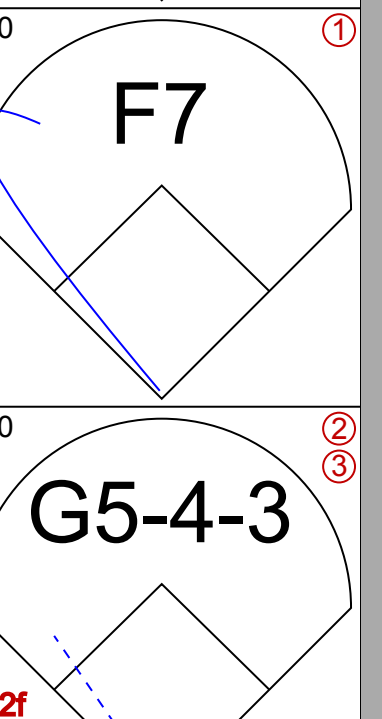
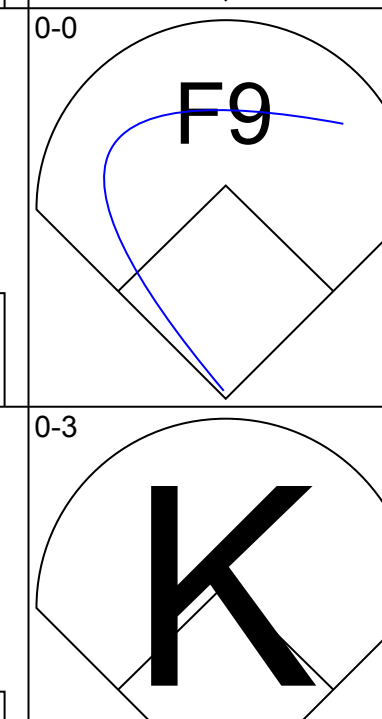






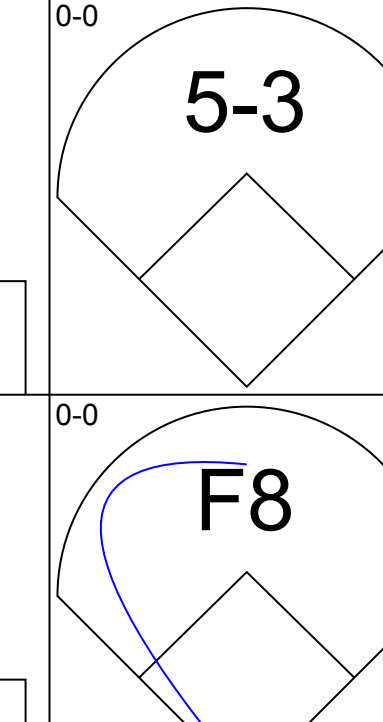
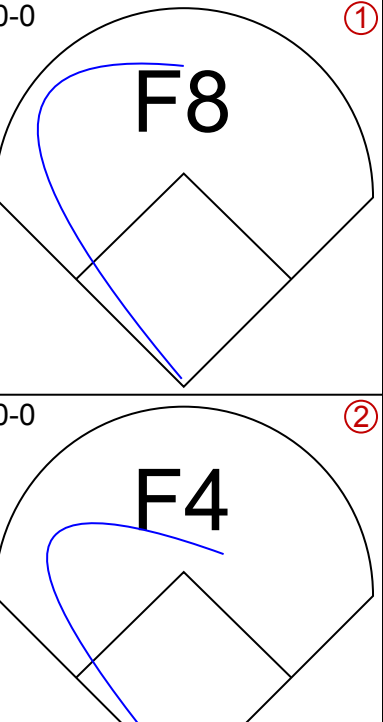
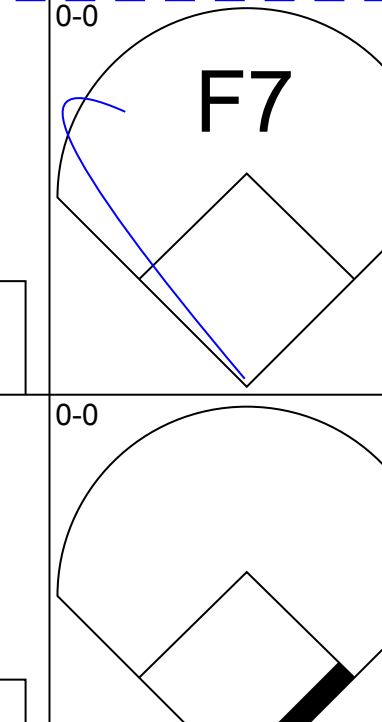
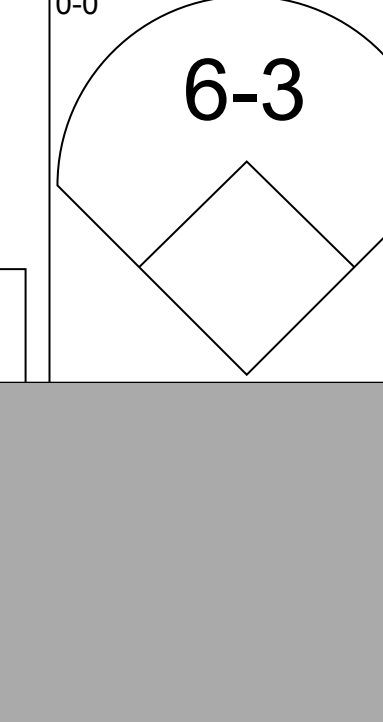

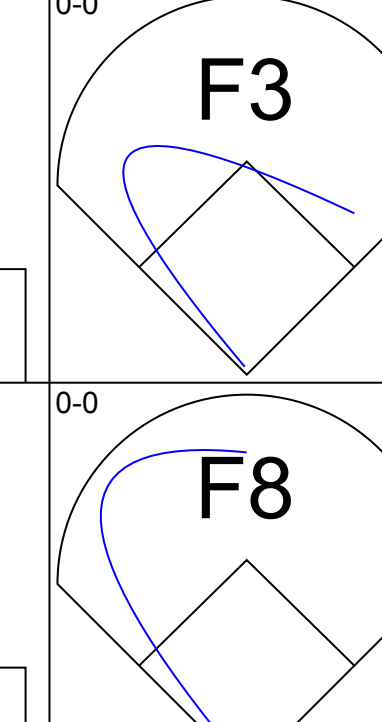
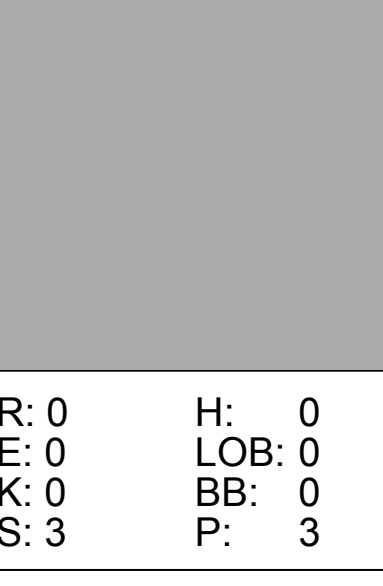
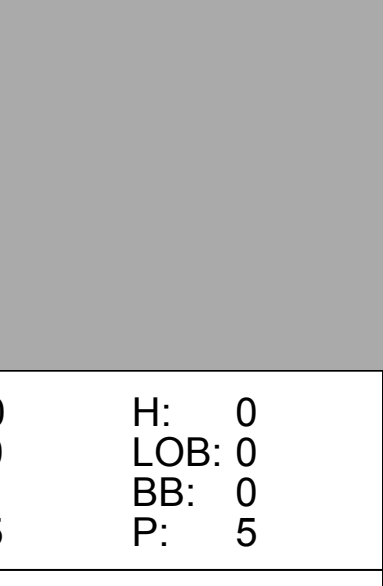
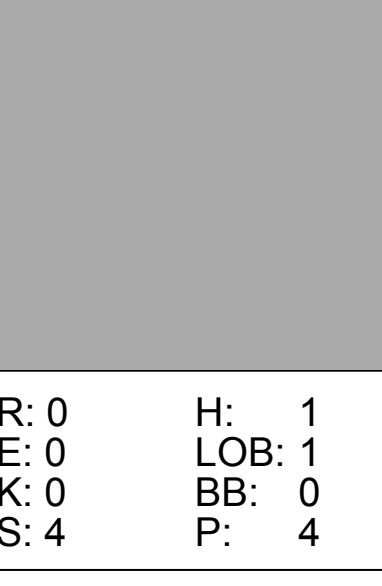
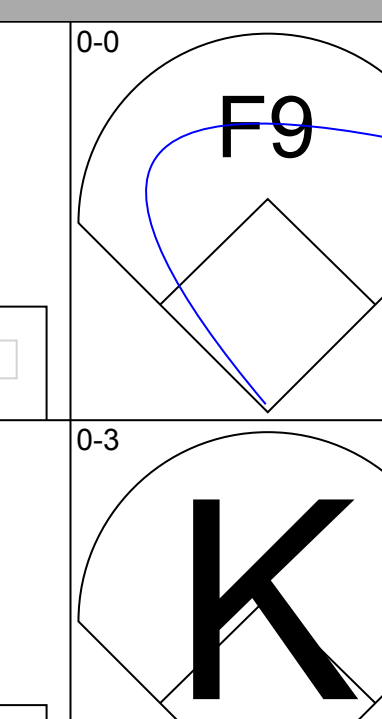
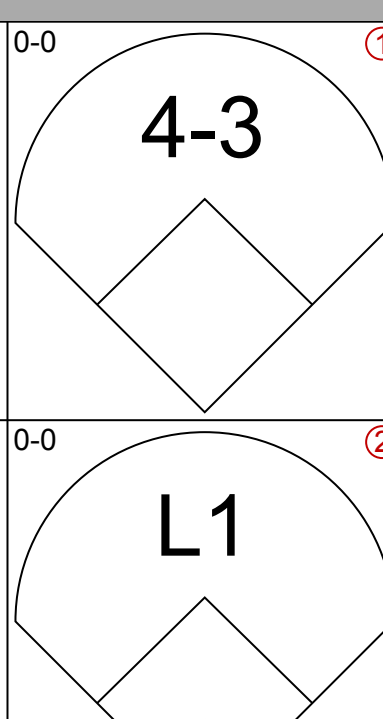
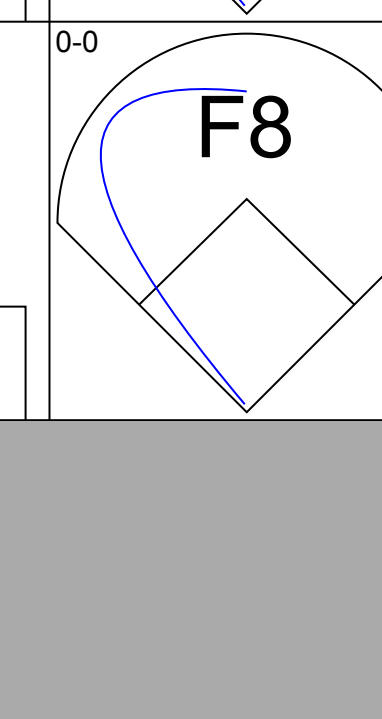
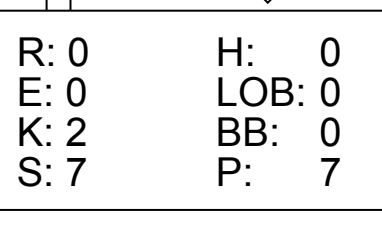
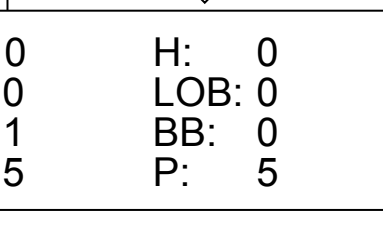
Batter	1	2	3	4	5	6	7	8	9	AB	R	H	RBI	BB	SO	LOB	BOTTOM										
Jerry White, S (1, 8) OBP: 0.277, SLG: 0.400	G3		G3			F8		F9		4	0	0	0	0	0	0	Philadelphia Phillies @ Montreal Expos Olympic Stadium, Montreal, QB Wed May 30 1979, 7:05 PM EDT Att: 21,761 - Unknown										
Rodney Scott, S (1, 4) OBP: 0.313, SLG: 0.275	4-3		F8			6-3		F6		4	0	0	0	0	0	0											
Warren Cromartie, L (1, 7) OBP: 0.339, SLG: 0.454	4-1				1B			F6		4	0	2	0	0	0	0											
Tony Perez, R (1, 3) OBP: 0.340, SLG: 0.459					F9			5-3		3	1	1	0	0	0	2											
Gary Carter, R (1, 2) OBP: 0.386, SLG: 0.587					F2			F7		3	1	1	2	0	0	1											
Ellis Valentine, R (1, 9) OBP: 0.304, SLG: 0.404			L4		F9			4-3		3	0	0	0	0	0	1											
Larry Parrish, R (1, 5) OBP: 0.347, SLG: 0.418			4-3			4-3		BB 1B		3	0	1	0	0	0	0											
Chris Speier, R (1, 6) OBP: 0.346, SLG: 0.350			1-3			F8		BB 1-2 BB		2	0	0	0	1	0	0											
Bill Lee, L (1, 1) OBP: 0.136, SLG: 0.136			F8			K		K		3	0	0	0	0	2	2											
Inning Stats	R: 0 E: 0 K: 0 S: 3	H: 0 LOB: 0 BB: 0 P: 3	R: 2 E: 0 K: 0 S: 5	H: 2 LOB: 0 BB: 0 P: 5	R: 0 E: 0 K: 0 S: 3	H: 0 LOB: 0 BB: 0 P: 3	R: 0 E: 0 K: 0 S: 4	H: 1 LOB: 1 BB: 0 P: 4	R: 0 E: 0 K: 1 S: 5	H: 0 LOB: 0 BB: 0 P: 5	R: 0 E: 0 K: 0 S: 4	H: 1 LOB: 1 BB: 0 P: 4	R: 0 E: 0 K: 1 S: 6	H: 1 LOB: 2 BB: 1 P: 10	R: 0 E: 0 K: 0 S: 3	H: 0 LOB: 0 BB: 0 P: 3		R: 0 E: 0 K: 0 S: 5	H: 2 LOB: 2 BB: 0 P: 5	1B: 4 2B: 0 3B: 0 HR: 1	SF: 0 SAC: 0 DP: 0 HBP: 0	WP: 0 PB: 0 SB: 0 CS: 0	PA: 30				
PITCHER	IP	WLS	BF	H	R	ER	SO	BB	IBB	HBP	BLK	WP	HR	S	P	ERA	WHIP										
Nino Espinosa, R (1, 1) ERA: 3.0 Tug McGraw, L (7, 1) ERA: 2.66	6.0	L	22	4	2	2	1	0	0	0	0	0	0	9	13	0.00	1.000										



Batter	1	2	3	4	5	6	7	8	9	AB	R	H	RBI	BB	SO	LOB	TOP					
Pete Rose, S OBP: 0.430, SLG: 0.484 (1, 3)										4	0	0	0	0	1	3	Philadelphia Phillies @ Montreal Expos Olympic Stadium, Montreal, QB Thu May 31 1979, 3:33 AM EDT Att: 22,388 - Unknown					
Bake McBride, L OBP: 0.286, SLG: 0.341 (1, 9)										4	0	0	0	0	2	1						
Mike Schmidt, R OBP: 0.393, SLG: 0.596 (1, 5)										4	0	1	0	0	1	0						
Greg Luzinski, R OBP: 0.371, SLG: 0.461 (1, 7)										4	0	1	0	0	1	1						
Del Unser, L OBP: 0.339, SLG: 0.370 (1, 8)										3	0	1	0	0	0	0						
Bob Boone, R OBP: 0.348, SLG: 0.406 (1, 2)										3	0	1	0	0	0	2						
Ramon Aviles, R OBP: 0.381, SLG: 0.339 (1, 4)										3	0	0	0	0	0	1						
Bud Harrelson, S (1, 6)										2	0	0	0	0	1	1						
Greg Gross, L OBP: 0.297, SLG: 0.357 (8, PH)										1	0	0	0	0	0	0						
Rudy Meoli, L OBP: 0.273, SLG: 0.288 (8, 6)										0	0	0	0	0	0	0						
Larry Christenson, R OBP: 0.500, SLG: 0.600 (8, PH)										1	0	1	0	1	0	0						
Tim McCarver, L OBP: 0.333, SLG: 0.378 (8, PH)										1	0	1	0	0	0	0						
Gary Maddox, R OBP: 0.321, SLG: 0.503 (8, PR)										0	0	0	0	0	0	0						
Ron Reed, R OBP: 0.400, SLG: 0.500 (8, 1)										0	0	0	0	0	0	0						
Inning Stats	R: 0 E: 0 K: 2 S: 8	H: 1 LOB: 1 BB: 0 P: 8	R: 0 E: 0 K: 1 S: 6	H: 1 LOB: 1 BB: 0 P: 6	R: 0 E: 0 K: 0 S: 3	H: 1 LOB: 0 BB: 0 P: 3	R: 0 E: 0 K: 1 S: 6	H: 2 LOB: 1 BB: 0 P: 6	R: 0 E: 0 K: 0 S: 3	H: 0 LOB: 1 BB: 1 P: 7	R: 0 E: 0 K: 0 S: 3	H: 0 LOB: 0 BB: 0 P: 3	R: 0 E: 0 K: 0 S: 3	H: 0 LOB: 0 BB: 0 P: 3	R: 0 E: 0 K: 2 S: 7	H: 1 LOB: 1 BB: 0 P: 3	R: 0 E: 0 K: 0 S: 7	H: 0 LOB: 0 BB: 0 P: 7	1B: 5 2B: 2 3B: 0 HR: 0	SF: 0 SAC: 0 DP: 2 HBP: 0	WP: 0 PB: 0 SB: 0 CS: 1	PA: 31
PITCHER Scott Sanderson, R ERA: 3.03 (1, 1)	IP: 9.0 WLS: W BF: 31	H: 6 R: 0 ER: 0 SO: 6	BB: 1 IBB: 0 HBP: 0 BLK: 0	WP: 0 HR: 0 S: 42 P: 46	ERA: 0.00 WHIP: 0.778												ERA: 0.00 WHIP: 0.778					


AB	30
R	0
H	6
RBI	0
BB	1
SO	6
LOB	9




Batter	1	2	3	4	5	6	7	8	9	AB	R	H	RBI	BB	SO	LOB	BOTTOM			
Andre Dawson, R OBP: 0.312, SLG: 0.559 (1, 8)										3	1	1	0	0	2	0	Philadelphia Phillies @ Montreal Expos Olympic Stadium, Montreal, QB Thu May 31 1979, 3:33 AM EDT Att: 22,388 - Unknown			
Rodney Scott, S OBP: 0.315, SLG: 0.277 (1, 4)										2	0	1	0	0	0	0				
Warren Cromartie, L OBP: 0.333, SLG: 0.478 (1, 7)										2	0	0	1	0	0	1				
Tony Perez, R OBP: 0.333, SLG: 0.450 (1, 3)										3	0	0	0	0	1	1				
Gary Carter, R OBP: 0.379, SLG: 0.574 (1, 2)										3	0	0	0	0	0	0				
Ellis Valentine, R OBP: 0.304, SLG: 0.403 (1, 9)										3	0	1	0	0	0	0				
Larry Parrish, R OBP: 0.340, SLG: 0.409 (1, 5)										3	0	0	0	0	1	1				
Chris Speier, R OBP: 0.340, SLG: 0.343 (1, 6)										3	0	0	0	0	0	1				
Scott Sanderson, R OBP: 0.190, SLG: 0.238 (1, 1)										2	0	0	0	0	1	0				
Inning Stats	R: 1 E: 0 K: 0 S: 4	H: 1 LOB: 0 BB: 0 P: 4	R: 0 E: 0 K: 0 S: 3	H: 0 LOB: 0 BB: 0 P: 3	R: 0 E: 0 K: 2 S: 7	H: 0 LOB: 0 BB: 0 P: 7	R: 0 E: 0 K: 0 S: 3	H: 1 LOB: 0 BB: 0 P: 3	R: 0 E: 0 K: 1 S: 5	H: 0 LOB: 0 BB: 0 P: 5	R: 0 E: 0 K: 1 S: 5	H: 0 LOB: 0 BB: 0 P: 5	R: 0 E: 0 K: 0 S: 4	H: 1 LOB: 1 BB: 0 P: 4	R: 0 E: 0 K: 0 S: 4	H: 1 LOB: 1 BB: 0 P: 4		1B: 2 2B: 1 3B: 0 HR: 0	SF: 1 SAC: 1 DP: 1 HBP: 0	WP: 0 PB: 0 SB: 0 CS: 0
PITCHER Larry Christenson, R ERA: 3.32 (8, 1)	IP: 7.0 WLS: L BF: 22	H: 2 R: 1 ER: 1 SO: 5	BB: 0 IBB: 0 HBP: 0 BLK: 0	WP: 0 HR: 0 S: 4 P: 4	ERA: 1.29 WHIP: 0.286												ERA: 1.29 WHIP: 0.286			

AB	24
R	1
H	3
RBI	1
BB	0
SO	5
LOB	4



Batter	1	2	3	4	5	6	7	8	9	AB	R	H	RBI	BB	SO	LOB	TOP						
Andre Dawson, R (1, 8) OBP: 0.311, SLG: 0.552	0-3 K		0-0 G6-4-3 1B			0-3 K		0-0 F3		4	0	1	0	0	2	1	Montreal Expos @ Houston Astros Astrodome, Houston, TX Fri Jun 01 1979, 8:05 PM EDT Att. 14,346 - Dome livebaseballscores.com 						
Rodney Scott, S (1, 4) OBP: 0.308, SLG: 0.271	0-0 L4		0-0 G6-4-3 1-2			0-0 4-3		0-0 3-1		4	0	0	0	0	0	2							
Warren Cromartie, L (1, 7) OBP: 0.342, SLG: 0.492	4-0 BB			0-0 F8				0-0 1B 2B		3	2	2	0	1	0	0							
Tony Solaita, L (1, 3) OBP: 0.567, SLG: 0.739 Steve Rogers, R (9, PR) OBP: 0.300, SLG: 0.321	0-0 F9			0-3 K				0-0 FC3-6 1B 2H		4	0	2	2	0	1	1							
Gary Carter, R (1, 2) OBP: 0.376, SLG: 0.566		0-3 K		0-0 5-3				0-0 FC3-6 1B 1-2		4	0	1	0	0	2	1							
Ellis Valentine, R (1, 9) OBP: 0.303, SLG: 0.399		0-0 1B			0-3 K			0-0 FC3-6 G6-4-3 1-2 2-3		4	0	1	0	0	1	3							
Larry Parrish, R (1, 5) OBP: 0.333, SLG: 0.400		0-0 F3			0-3 K			0-0 G6-4-3 1-2		3	0	0	0	0	1	3							
Jim Mason, L (1, 6) OBP: 0.318, SLG: 0.350		0-3 K			0-0 F8			4-0 G3 BB		2	0	0	0	1	1	1							
Ross Grimsley, L (1, 1) OBP: 0.095, SLG: 0.095 Jerry White, S (6, PH) OBP: 0.271, SLG: 0.391 Stan Bahnsen, R (6, 1) Tom Hutton, L (8, PH) OBP: 0.333, SLG: 0.313 Elias Sosa, R (8, 1) OBP: 0.295, SLG: 0.429			0-0 L1			0-0 F7		0-0 G3 1-2		1	0	0	0	0	0	0							
Inning Stats	R: 0 E: 0 K: 1 S: 5	H: 0 LOB: 1 BB: 1 P: 9	R: 0 E: 0 K: 2 S: 8	H: 1 LOB: 1 BB: 0 P: 8	R: 0 E: 0 K: 0 S: 3	H: 1 LOB: 0 BB: 0 P: 3	R: 0 E: 0 K: 1 S: 5	H: 0 LOB: 0 BB: 0 P: 5	R: 0 E: 0 K: 2 S: 7	H: 0 LOB: 0 BB: 0 P: 7	R: 0 E: 0 K: 1 S: 5	H: 0 LOB: 1 BB: 0 P: 5	R: 1 E: 0 K: 0 S: 5	H: 3 LOB: 1 BB: 0 P: 5	R: 0 E: 0 K: 0 S: 3	H: 0 LOB: 1 BB: 1 P: 7		R: 1 E: 0 K: 1 S: 6	H: 2 LOB: 1 BB: 0 P: 6	1B: 4 2B: 4 3B: 0 HR: 0	SF: 0 SAC: 0 DP: 3 HBP: 0	WP: 0 PB: 0 SB: 0 CS: 0	PA: 33
PITCHER J.R. Richard, R (1, 1) ERA: 3.38	IP: 9.0 WLS: W BF: 33 H: 7 R: 2 ER: 2 SO: 8 BB: 2 IBB: 0 HBP: 0 BLK: 0 WP: 0 HR: 0 S: 47 P: 55 ERA: 2.00 WHIP: 1.000															PITCHER							

Batter	1	2	3	4	5	6	7	8	9	AB	R	H	RBI	BB	SO	LOB	BOTTOM				
Terry Puhl, L (1, 8) OBP: 0.333, SLG: 0.388	0-0 1B 1B		0-0 HR			0-0 F5		0-0 3B		4	2	3	1	0	0	0	Montreal Expos @ Houston Astros Astrodome, Houston, TX Fri Jun 01 1979, 8:05 PM EDT Att. 14,346 - Dome livebaseballscores.com 				
Craig Reynolds, L (1, 6) OBP: 0.300, SLG: 0.342	0-0 1B 1-2 4-3 1B		0-0 4-3 2B			0-0 L1		0-0 F2		4	1	2	0	0	0	1					
Cesar Cedeño, R (1, 3) OBP: 0.387, SLG: 0.433	0-0 4-3 1-3 2-H 9-2 1B		0-0 5-3			0-0 CS 1B		0-0 L4		4	0	2	1	0	0	2					
Jose Cruz, L (1, 7) OBP: 0.380, SLG: 0.468	0-0 4-3		0-0 4-3			0-0 F7 1-2		0-0 F9		3	0	0	1	0	0	3					
Jeffrey Leonard, R (1, 9) OBP: 0.392, SLG: 0.414	0-0 9-2 3-H		0-0 6-3			0-0 4-3		0-0 4-3		3	0	0	0	0	0	2					
Art Howe, R (1, 5) OBP: 0.255, SLG: 0.290		0-0 5-3		0-0 1-3				0-0 F9		3	0	0	0	0	0	0					
Julio Gonzalez, R (1, 4) OBP: 0.327, SLG: 0.308		0-0 1B 1B		0-0 F8				0-0 G5-4-3 1B		3	0	2	0	0	0	0					
Alan Ashby, S (1, 2) OBP: 0.275, SLG: 0.308		0-0 G6-4-3 1B		0-0 4-3				0-0 G5-4-3 1-2		3	0	1	0	0	0	1					
J.R. Richard, R (1, 1) OBP: 0.129, SLG: 0.207		0-0 G6-4-3 1-2			0-0 F9			0-0 4-3		3	0	0	0	0	0	2					
Inning Stats	R: 2 E: 0 K: 0 S: 5	H: 3 LOB: 0 BB: 0 P: 5	R: 0 E: 0 K: 0 S: 4	H: 2 LOB: 0 BB: 0 P: 4	R: 1 E: 0 K: 0 S: 5	H: 2 LOB: 1 BB: 0 P: 5	R: 0 E: 0 K: 0 S: 3	H: 0 LOB: 0 BB: 0 P: 3	R: 0 E: 0 K: 0 S: 3	H: 1 LOB: 0 BB: 0 P: 3	R: 0 E: 0 K: 0 S: 3	H: 1 LOB: 0 BB: 0 P: 3	R: 0 E: 0 K: 0 S: 4	H: 1 LOB: 1 BB: 0 P: 4	R: 0 E: 0 K: 0 S: 4	H: 1 LOB: 1 BB: 0 P: 4		1B: 7 2B: 2 3B: 1 HR: 1	SF: 0 SAC: 0 DP: 3 HBP: 0	WP: 0 PB: 0 SB: 0 CS: 1	PA: 30
PITCHER Ross Grimsley, L (1, 1) ERA: 4.92 Stan Bahnsen, R (6, 1) ERA: 3.39 Elias Sosa, R (8, 1) ERA: 1.39	IP: 5.0 WLS: L BF: 20 H: 7 R: 3 ER: 3 SO: 3 BB: 0 IBB: 0 HBP: 0 BLK: 0 WP: 0 HR: 1 S: 20 P: 20 ERA: 5.40 WHIP: 1.400															PITCHER					

Batter	1	2	3	4	5	6	7	8	9	AB	R	H	RBI	BB	SO	LOB	TOP					
Andre Dawson, R (1, 8) OBP: 0.303, SLG: 0.538	F2		F7		F7		F9		F2	5	0	0	0	0	0	2						
Rodney Scott, S (1, 4) OBP: 0.302, SLG: 0.265	4-3		3-1		4-3			K		4	0	0	0	0	1	0						
Warren Cromartie, L (1, 7) OBP: 0.345, SLG: 0.497	2B		1-3			F7		F8 1B		4	1	2	0	0	0	0						
Tony Perez, R (1, 3) OBP: 0.337, SLG: 0.458	2B			E1 1B 4-3		F8		1B		4	0	2	1	0	0	0						
Gary Carter, R (1, 2) OBP: 0.373, SLG: 0.557	K			4-3				F8 1B		4	0	1	0	0	1	4						
Ellis Valentine, R (1, 9) OBP: 0.302, SLG: 0.395		K		1B		F8		2-3		4	0	1	0	0	1	3						
Larry Parrish, R (1, 5) OBP: 0.331, SLG: 0.396		K		1B					K	4	0	1	0	0	2	0						
Chris Speier, R (1, 6) OBP: 0.339, SLG: 0.338 (9, PH)				F8					G3	2	0	0	0	1	1	2						
Jerry White, S (9, PH) OBP: 0.295, SLG: 0.383				FC5-4 BB						1	0	0	0	0	0	0						
Dan Schatzeder, L (1, 1) OBP: 0.286, SLG: 0.417				FC5-4						2	0	0	0	1	0	1						
Elias Sosa, R (7, 1) OBP: 0.266, SLG: 0.429 (9, PH)				1-2						0	0	0	0	0	0	0						
Tony Solaita, L (9, PH) OBP: 0.581, SLG: 0.739 (9, PR)				1-2						0	0	0	0	1	0	0						
Steve Rogers, R (9, PR) OBP: 0.300, SLG: 0.321										0	0	0	0	0	0	0						
Inning Stats	R: 1 E: 0 K: 1 S: 7	H: 2 LOB: 1 BB: 0 P: 7	R: 0 E: 0 K: 2 S: 7	H: 0 LOB: 1 BB: 1 P: 11	R: 0 E: 0 K: 0 S: 3	H: 0 LOB: 0 BB: 0 P: 3	R: 0 E: 1 K: 0 S: 5	H: 2 LOB: 2 BB: 0 P: 5	R: 0 E: 0 K: 0 S: 3	H: 0 LOB: 0 BB: 0 P: 3	R: 0 E: 0 K: 0 S: 4	H: 1 LOB: 1 BB: 0 P: 4	R: 0 E: 0 K: 1 S: 5	H: 0 LOB: 1 BB: 1 P: 9	R: 0 E: 0 K: 1 S: 7	H: 2 LOB: 2 BB: 0 P: 7	R: 0 E: 0 K: 1 S: 5	H: 0 LOB: 1 BB: 1 P: 9	1B: 5 2B: 2 3B: 0 HR: 0	SF: 0 SAC: 0 DP: 0 HBP: 0	WP: 0 PB: 0 SB: 0 CS: 0	PA: 37
PITCHER Joaquin Andujar, R (1, 1) ERA: 3.35	IP: 9.0 WLS: W BF: 37 H: 7 R: 1 ER: 1 SO: 6 BB: 3 IBB: 0 HBP: 0 BLK: 0 WP: 0 HR: 0 S: 46 P: 58 ERA: 1.00 WHIP: 1.111															PITCHER						

Montreal Expos @ Houston Astros
Astrodome, Houston, TX
Sat Jun 02 1979, 8:05 PM EDT
Att: 43,893 - Dome

AB 34
R 1
H 7
RBI 1
BB 3
SO 6
LOB 12



Batter	1	2	3	4	5	6	7	8	9	AB	R	H	RBI	BB	SO	LOB	BOTTOM			
Terry Puhl, L (1, 8) OBP: 0.338, SLG: 0.394	K		G6-4-3 1B BB		SH3-4		2B			2	0	1	0	1	1	0				
Craig Reynolds, L (1, 6) OBP: 0.306, SLG: 0.346	FC6-4 1B		G6-4-3 1B		F5		BB			3	0	2	0	1	0	1				
Cesar Cedeno, R (1, 3) OBP: 0.384, SLG: 0.425	FC6-4 1-2		G6-4-3 1-2 2-3		FC4-6 IBB		4-3			3	0	0	0	1	0	5				
Jose Cruz, L (1, 7) OBP: 0.382, SLG: 0.463	FC6-4 1-2				FC4-6 1-2			SH3-4 3B BB		2	1	0	0	2	0	3				
Jeffrey Leonard, R (1, 9) OBP: 0.381, SLG: 0.400		6-3	5-3			F8		SH3-4 1-2		3	0	0	0	0	0	2				
Art Howe, R (1, 5) OBP: 0.295, SLG: 0.295		1B 2B		F8		6-3		F9		4	1	1	0	0	0	1				
Julio Gonzalez, R (1, 4) OBP: 0.339, SLG: 0.309					F7					3	0	1	1	0	0	0				
Denny Walling, L (8, PH) OBP: 0.440, SLG: 0.450										1	0	1	1	0	0	0				
Rafael Landestoy, S (9, 4) OBP: 0.286, SLG: 0.171										0	0	0	0	0	0	0				
Alan Ashby, S (1, 2) OBP: 0.274, SLG: 0.301		K								3	0	0	0	1	2	1				
Joaquin Andujar, S (1, 1) OBP: 0.143, SLG: 0.077										4	0	1	0	0	1	3				
Inning Stats	R: 0 E: 0 K: 1 S: 6	H: 1 LOB: 1 BB: 0 P: 6	R: 1 E: 0 K: 2 S: 9	H: 2 LOB: 1 BB: 0 P: 9	R: 0 E: 0 K: 0 S: 3	H: 1 LOB: 2 BB: 2 P: 11	R: 0 E: 0 K: 1 S: 5	H: 0 LOB: 0 BB: 0 P: 5	R: 0 E: 0 K: 0 S: 4	H: 0 LOB: 0 BB: 0 P: 3	R: 0 E: 0 K: 0 S: 4	H: 1 LOB: 2 BB: 1 P: 8	R: 0 E: 0 K: 0 S: 4	H: 1 LOB: 2 BB: 2 P: 12	R: 1 E: 0 K: 0 S: 4	H: 1 LOB: 2 BB: 2 P: 12	1B: 4 2B: 2 3B: 1 HR: 0	SF: 0 SAC: 2 DP: 1 HBP: 0	WP: 0 PB: 0 SB: 0 CS: 0	PA: 36
PITCHER Dan Schatzeder, L (1, 1) ERA: 2.25	IP: 6.2 WLS: L BF: 29 H: 6 R: 1 ER: 1 SO: 4 BB: 3 IBB: 1 HBP: 0 BLK: 0 WP: 0 HR: 0 S: 33 P: 49 ERA: 1.35 WHIP: 1.350															PITCHER				
Elias Sosa, R (7, 1) ERA: 1.6	IP: 1.1 WLS: L BF: 7 H: 1 R: 1 ER: 1 SO: 0 BB: 1 IBB: 0 HBP: 0 BLK: 0 WP: 0 HR: 0 S: 5 P: 13 ERA: 6.75 WHIP: 1.500															PITCHER				

Montreal Expos @ Houston Astros
Astrodome, Houston, TX
Sat Jun 02 1979, 8:05 PM EDT
Att: 43,893 - Dome

AB 28
R 2
H 7
RBI 2
BB 6
SO 4
LOB 16



Batter	1	2	3	4	5	6	7	8	9	AB	R	H	RBI	BB	SO	LOB	TOP										
Andre Dawson, R (1, 8) OBP: 0.307, SLG: 0.537	6-3		G3-4-3 1B		E7 1B		F8			4	0	2	2	0	0	1											
Rodney Scott, S (1, 4) OBP: 0.297, SLG: 0.259	F8		G3-4-3 1B		F5			F8		4	0	0	0	0	0	3											
Warren Cromartie, L (1, 7) OBP: 0.343, SLG: 0.492	F7			L4 1B			F7	L4-3 1B		4	0	1	0	0	0	0											
Tony Perez, R (1, 3) OBP: 0.329, SLG: 0.446		G3 1B		K			F8	L4-3 1B		4	0	0	0	0	1	1											
Gary Carter, R (1, 2) OBP: 0.364, SLG: 0.542	F5			F3			6-3		F7	4	0	0	0	0	0	0											
Ellis Valentine, R (1, 9) OBP: 0.301, SLG: 0.391	F8				1B E 1B		F9		F7	4	1	1	0	0	0	0											
Larry Parrish, R (1, 5) OBP: 0.335, SLG: 0.419			1B FC1-5 1B		F9 1B			HR	F7	4	1	2	1	0	0	1											
Chris Speier, R (1, 6) OBP: 0.345, SLG: 0.345			1B FC1-5 1B		E 1B		F7			3	1	2	0	0	0	0											
Steve Rogers, R (1, 1) OBP: 0.290, SLG: 0.310			1B FC1-5		F5					1	1	0	0	0	0	2											
Tom Hutton, L (5, PH) OBP: 0.316, SLG: 0.294			1B FC1-5							1	0	0	0	0	0	2											
Rudy May, L (5, PH) OBP: 0.280, SLG: 0.396			1B FC1-5							0	0	0	0	0	0	0											
Jerry White, S (7, PH) OBP: 0.280, SLG: 0.396			1-2 G3-4-3							1	0	1	0	0	0	0											
Woodie Fryman, R (7, 1)										0	0	0	0	0	0	0											
Inning Stats	R: 0 E: 0 K: 0 S: 3	H: 0 LOB: 0 BB: 0 P: 3	R: 0 E: 0 K: 0 S: 3	H: 0 LOB: 0 BB: 0 P: 3	R: 2 E: 0 K: 0 S: 5	H: 3 LOB: 0 BB: 0 P: 5	R: 0 E: 0 K: 1 S: 5	H: 0 LOB: 0 BB: 0 P: 5	R: 1 E: 1 K: 0 S: 6	H: 3 LOB: 2 BB: 0 P: 6	R: 0 E: 0 K: 0 S: 3	H: 0 LOB: 0 BB: 0 P: 3	R: 1 E: 0 K: 0 S: 5	H: 2 LOB: 1 BB: 0 P: 5	R: 0 E: 0 K: 0 S: 3	H: 1 LOB: 0 BB: 0 P: 3	R: 0 E: 0 K: 0 S: 3	H: 0 LOB: 0 BB: 0 P: 3	1B: 8 2B: 1 3B: 0 HR: 1	SF: 0 SAC: 0 DP: 2 HBP: 0	WP: 0 PB: 0 SB: 0 CS: 0	PA: 34					
PITCHER	IP	WLS	BF	H	R	ER	SO	BB	IBB	HBP	BLK	WP	HR	S	P	ERA	WHIP										
Joe Niekro, R (1, 1) ERA: 2.7	7.1	W	30	9	4	4	1	0	0	0	0	0	1	32	32	4.91	1.227										
Bert Roberge, R (8, 1) ERA:	1.2	S	4	0	0	0	0	0	0	0	0	0	0	4	4	0.00	0.000										

Montreal Expos @ Houston Astros
Astrodome, Houston, TX
Sun Jun 03 1979, 8:05 PM EDT
Att: 33,821 - Dome

AB	34
R	4
H	9
RBI	3
BB	0
SO	1
LOB	10

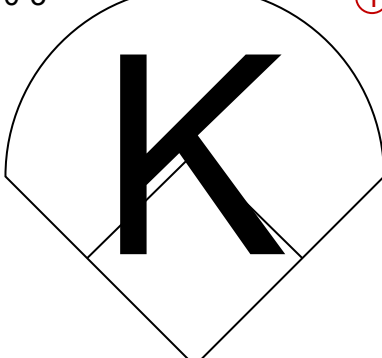
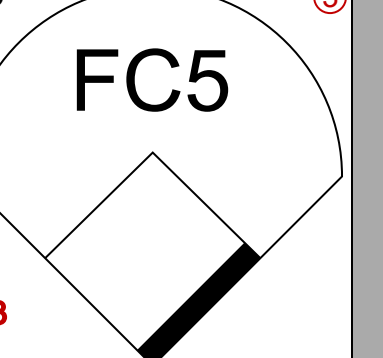
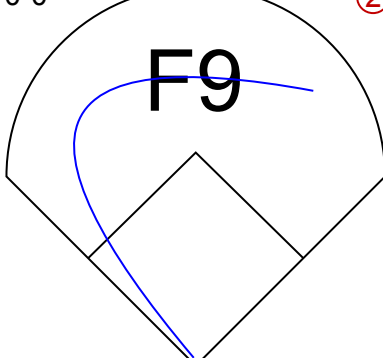
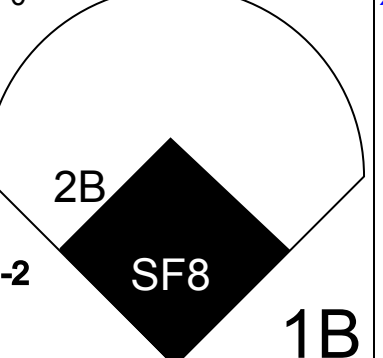
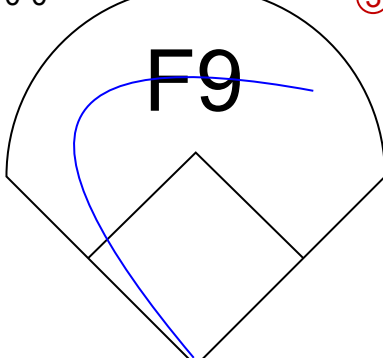
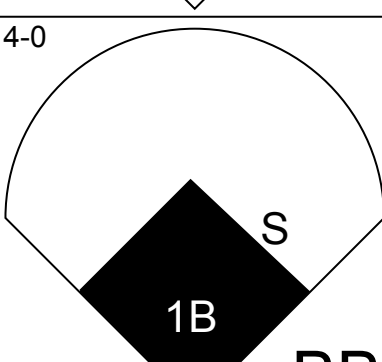
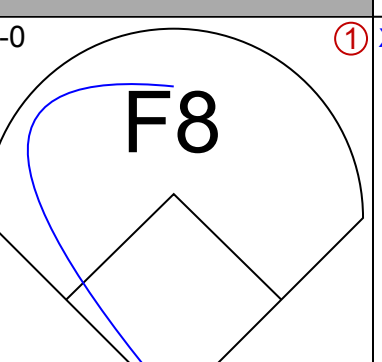
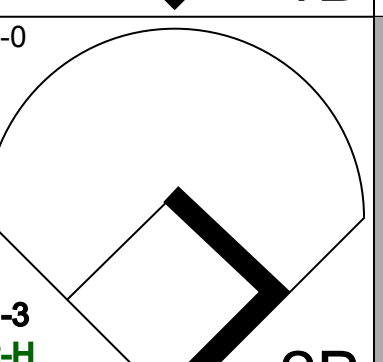
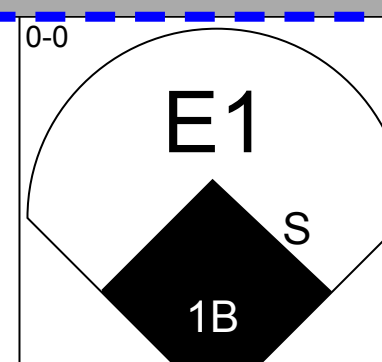
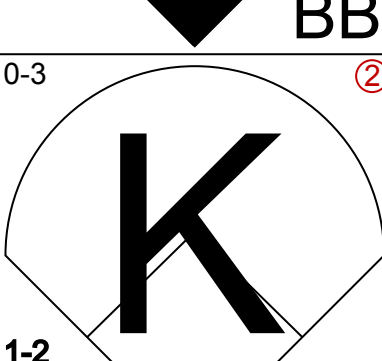
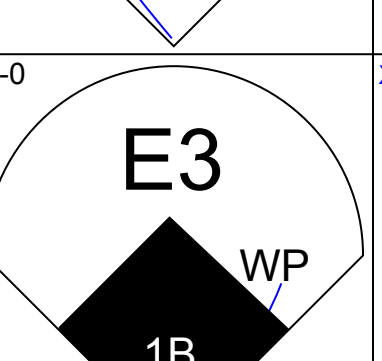
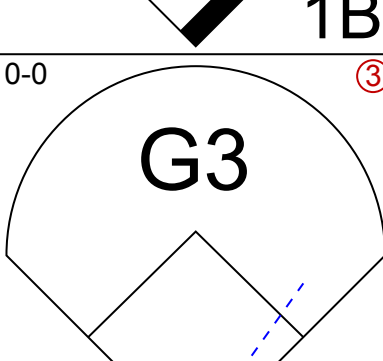
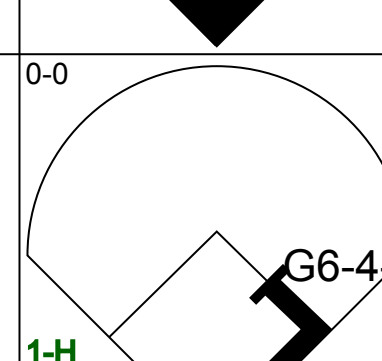
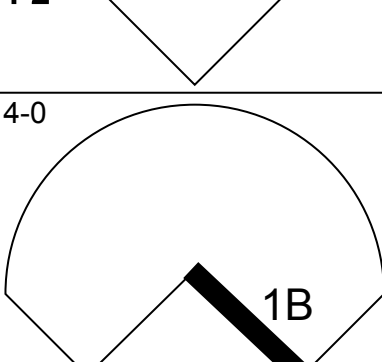
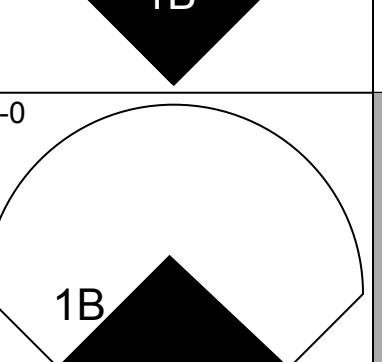
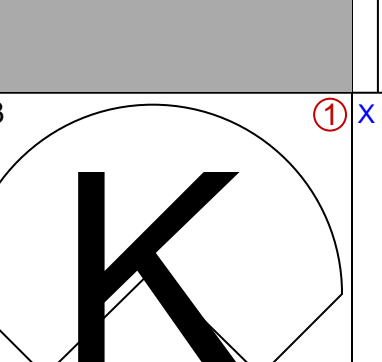
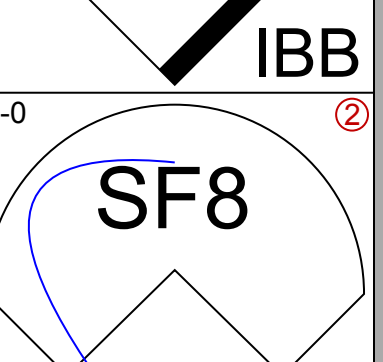
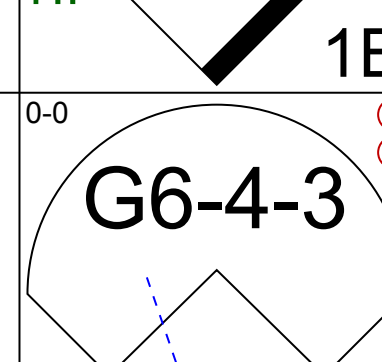
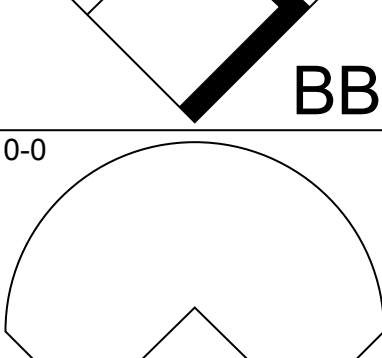
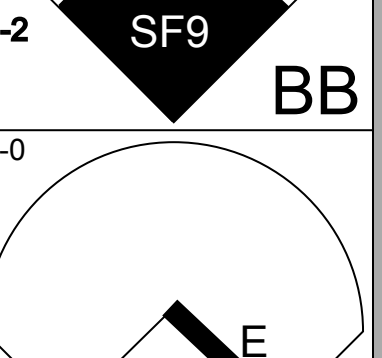

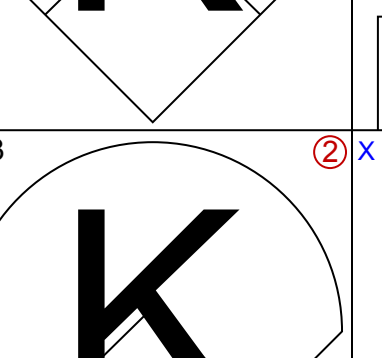
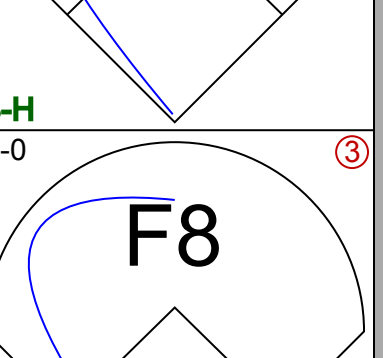
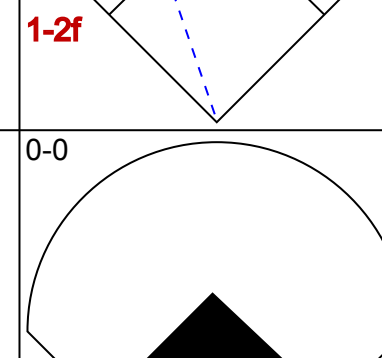
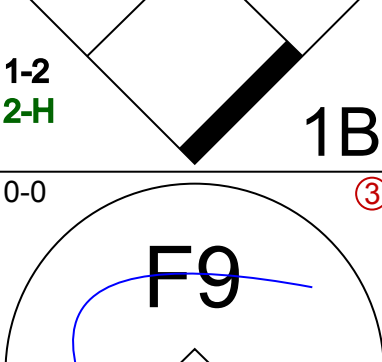
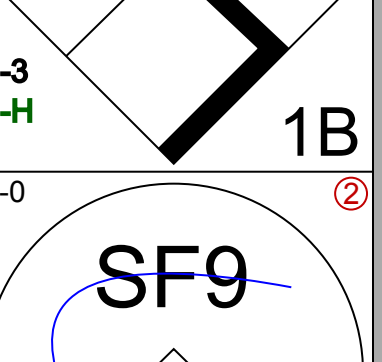
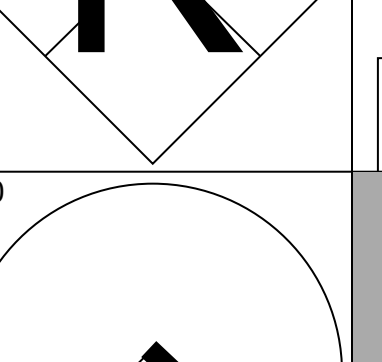
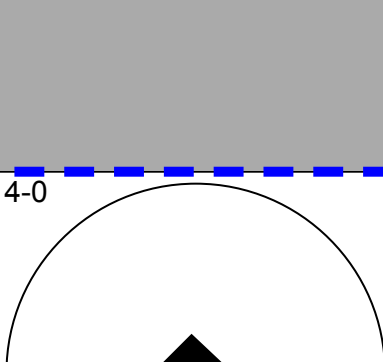
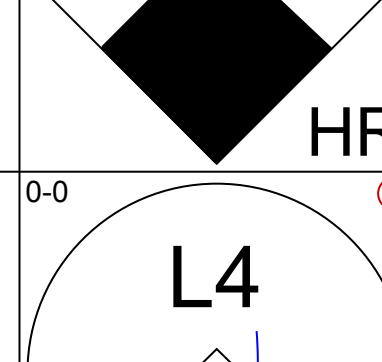
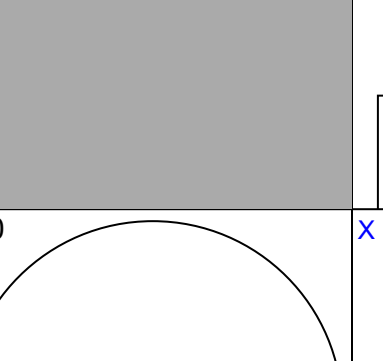
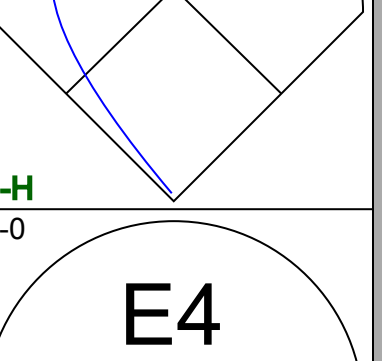
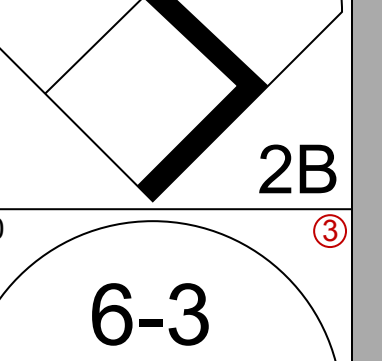
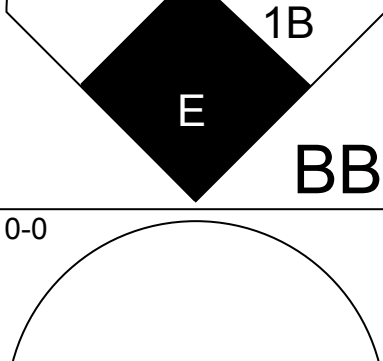
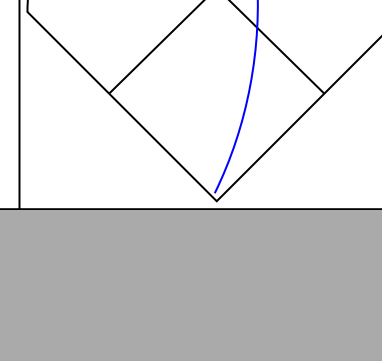

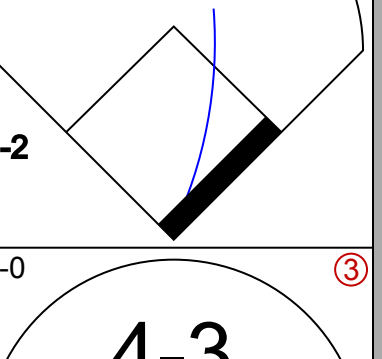
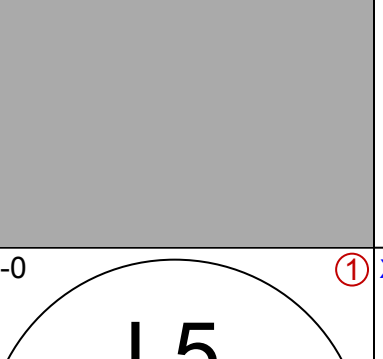
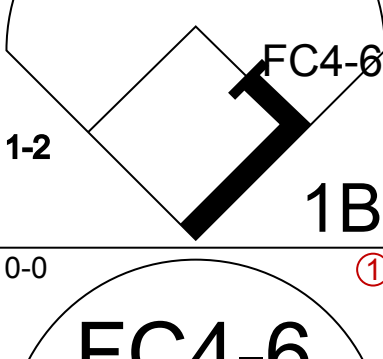


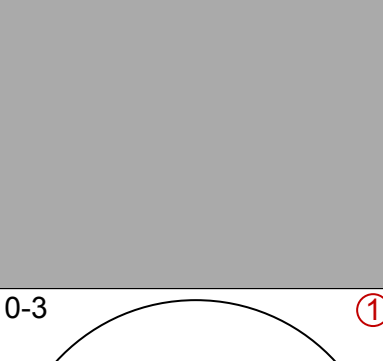
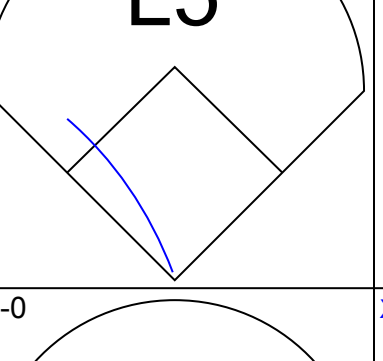
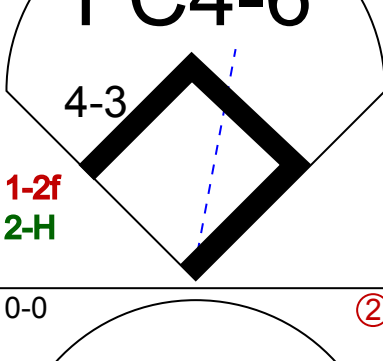



Batter	1	2	3	4	5	6	7	8	9	AB	R	H	RBI	BB	SO	LOB	BOTTOM										
Terry Puhl, L (1, 8) OBP: 0.336, SLG: 0.392	6-3		FC6-5 1B	F8		F7				4	0	1	0	0	0	2											
Craig Reynolds, L (1, 6) OBP: 0.312, SLG: 0.349	K		FC6-5 1B		K		CS 1B			4	1	2	1	0	2	0											
Cesar Cedeno, R (1, 3) OBP: 0.381, SLG: 0.420	K		FC6-5 1B		1-3 S 1B		K			4	1	1	0	0	2	3											
Jose Cruz, L (1, 7) OBP: 0.379, SLG: 0.459		F7	1-2 2H 2B 1B		1-3 1B		K			4	1	1	1	0	1	2											
Jeffrey Leonard, R (1, 9) OBP: 0.376, SLG: 0.404		F3	1-1 2H 2B		L6			F3		4	0	1	2	0	0	1											
Art Howe, R (1, 5) OBP: 0.281, SLG: 0.301			5-3 1B			SH4 1B 1B		F7		4	1	2	0	0	0	1											
Alan Ashby, S (1, 2) OBP: 0.275, SLG: 0.297		4-3		K		SH4			BB	2	0	0	0	1	1	1											
Rafael Landestoy, S (1, 4) OBP: 0.304, SLG: 0.184			1B SH3-4 1B BB		4-3		F8 2H 1B		F9	3	1	1	1	1	0	1											
Joe Niekro, R (1, 1) OBP: 0.125, SLG: 0.161			SH3-4				F8			2	0	1	0	0	0	1											
Bert Roberge, R (8, 1) ERA:										0	0	0	0	0	0	0											
Inning Stats	R: 0 E: 0 K: 2 S: 7	H: 0 LOB: 0 BB: 0 P: 7	R: 0 E: 0 K: 0 S: 4	H: 1 LOB: 1 BB: 0 P: 4	R: 4 E: 0 K: 0 S: 7	H: 4 LOB: 1 BB: 1 P: 11	R: 0 E: 0 K: 1 S: 6	H: 1 LOB: 1 BB: 0 P: 6	R: 0 E: 0 K: 0 S: 5	H: 2 LOB: 1 BB: 0 P: 5	R: 0 E: 0 K: 2 S: 7	H: 1 LOB: 1 BB: 0 P: 7	R: 0 E: 0 K: 0 S: 3	H: 0 LOB: 1 BB: 1 P: 7	R: 0 E: 0 K: 0 S: 3	H: 0 LOB: 1 BB: 1 P: 7	1B: 9 2B: 2 3B: 0 HR: 0	SF: 0 SAC: 2 DP: 1 HBP: 0	WP: 0 PB: 0 SB: 1 CS: 1	PA: 35							
PITCHER	IP	WLS	BF	H	R	ER	SO	BB	IBB	HBP	BLK	WP	HR	S	P	ERA	WHIP										
Steve Rogers, R (1, 1) ERA: 2.85	4.0	L	19	6	4	4	3	1	0	0	0	0	0	24	28	9.00	1.750										
Rudy May, L (5, 1) ERA: 3.54	2.0		9	3	1	1	1	0	0	0	0	0	0	11	11	4.50	1.500										
Woodie Fryman, L (7, 1) ERA: 1.86	2.0		7	1	0	0	2	1	0	0	0	0	0	10	14	0.00	1.000										

Montreal Expos @ Houston Astros
Astrodome, Houston, TX
Sun Jun 03 1979, 8:05 PM EDT
Att: 33,821 - Dome

AB	31
R	5
H	10
RBI	5
BB	2
SO	6
LOB	12

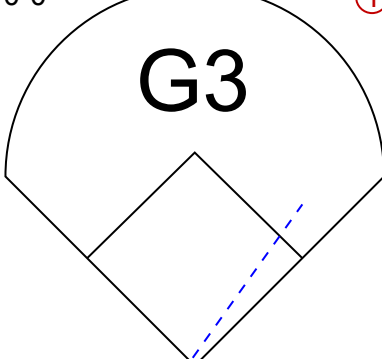
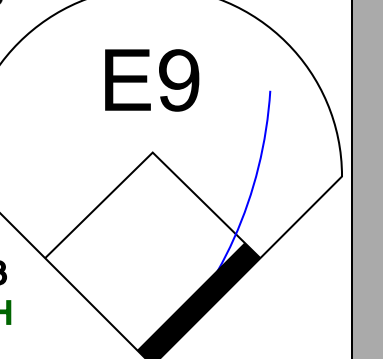
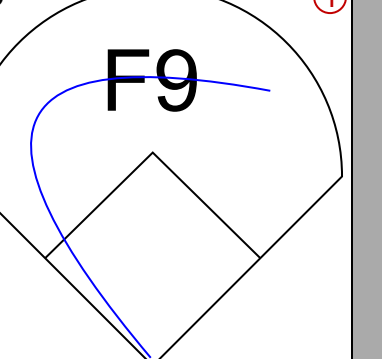
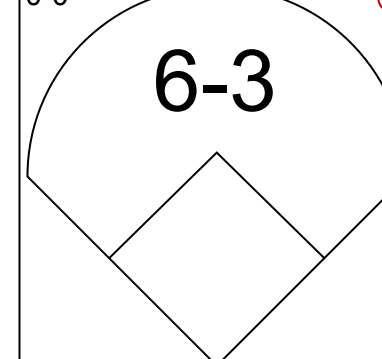
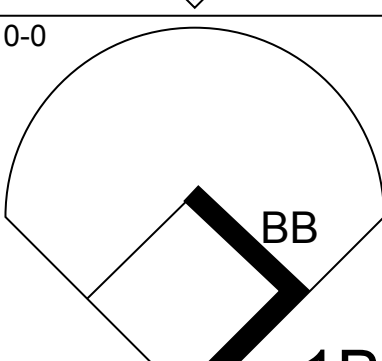
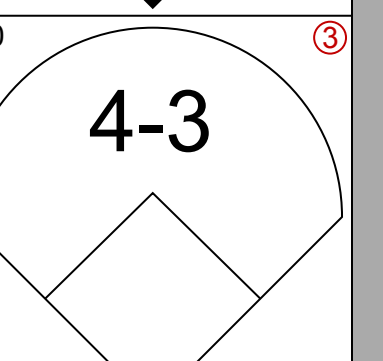
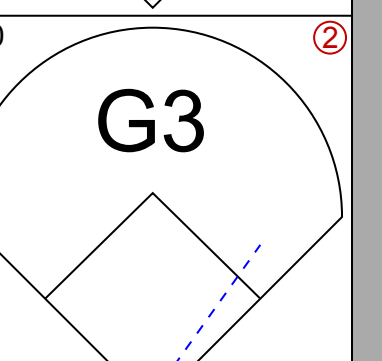
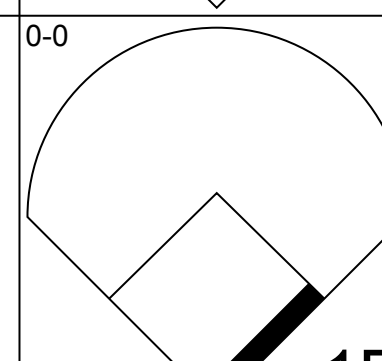
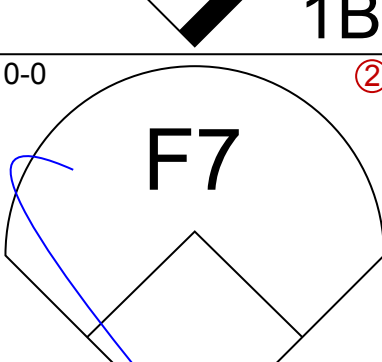
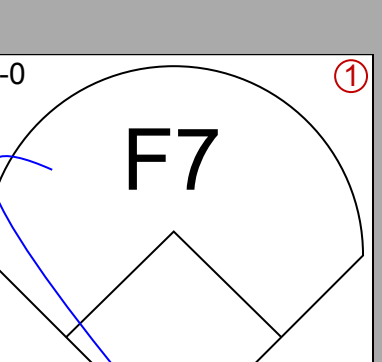
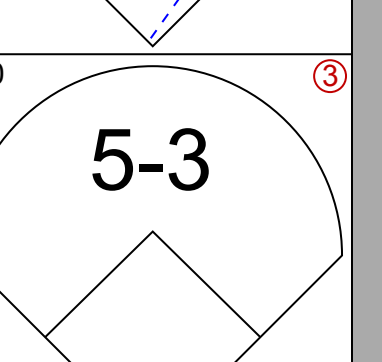
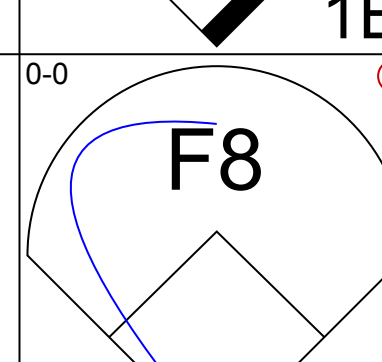
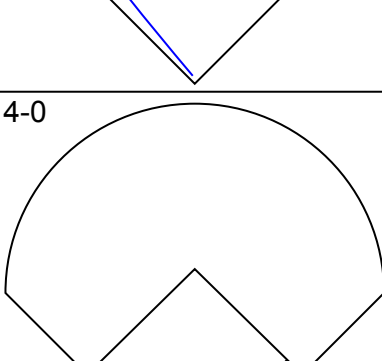
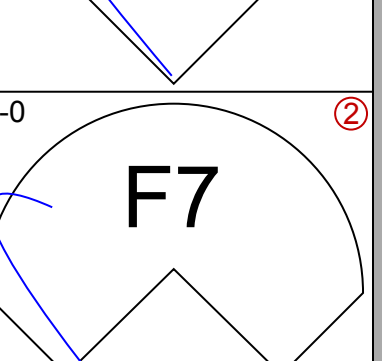
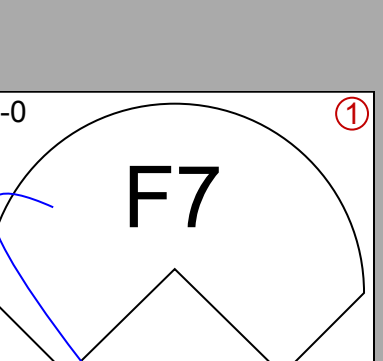
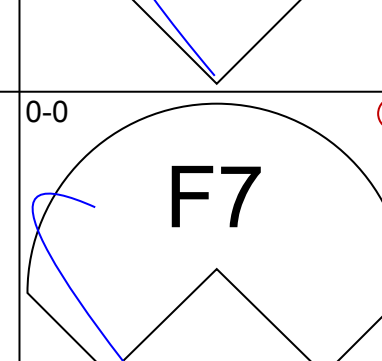
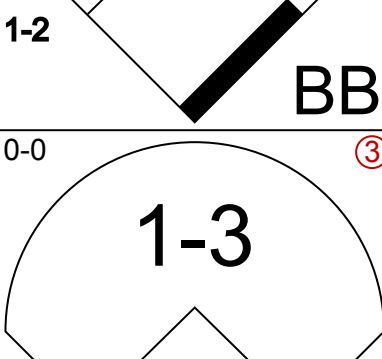
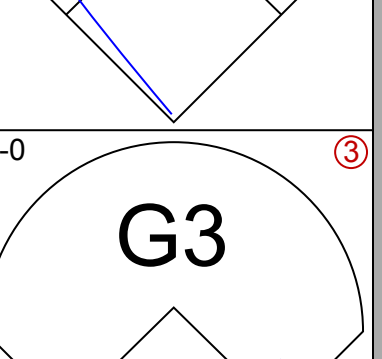
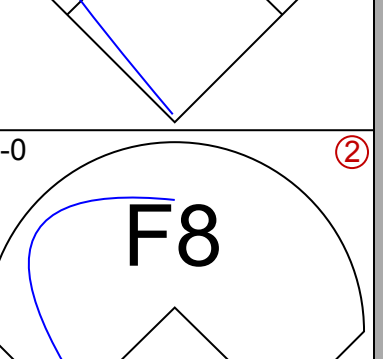
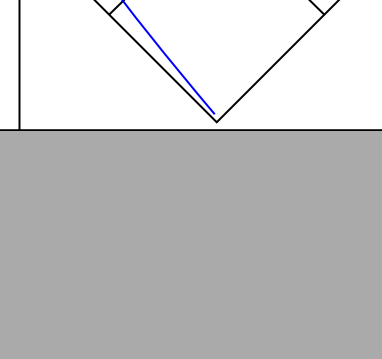
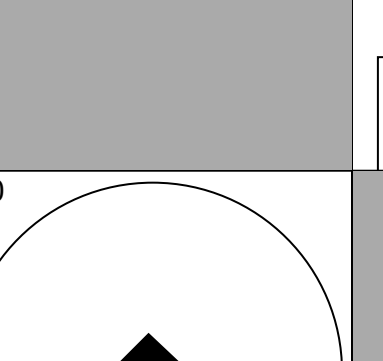
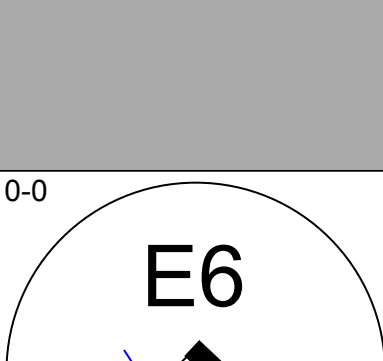
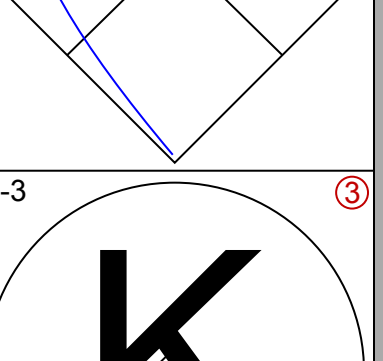


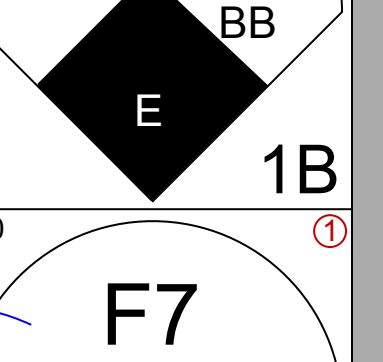
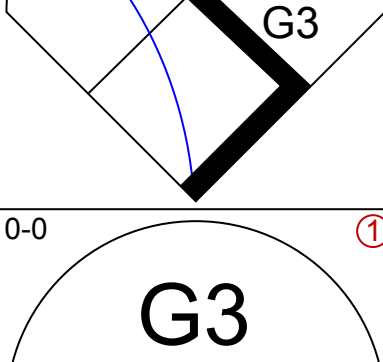
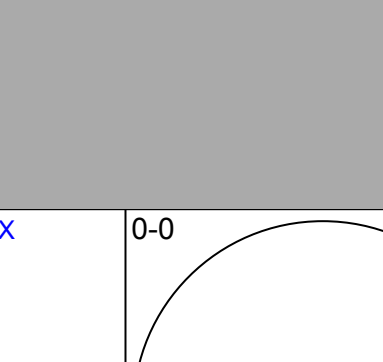


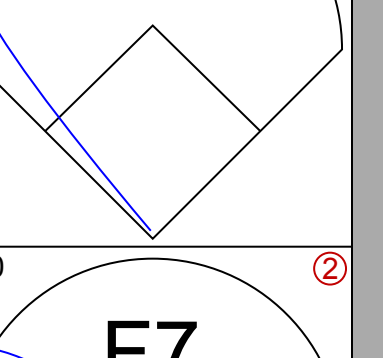
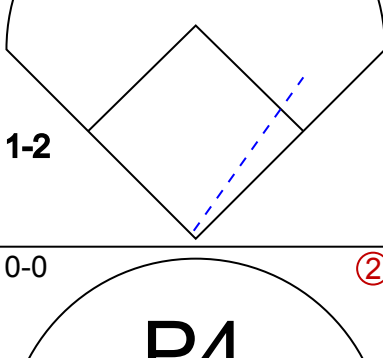



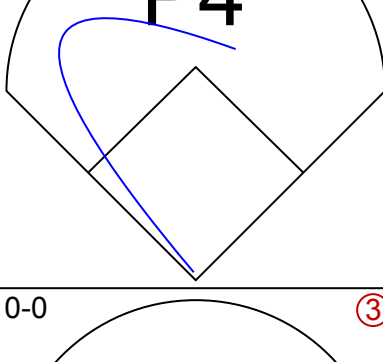
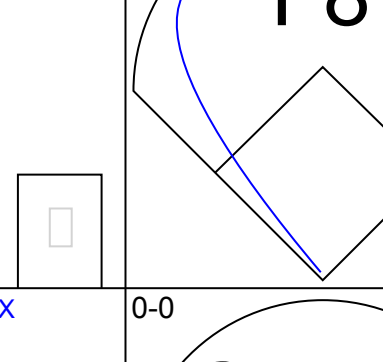
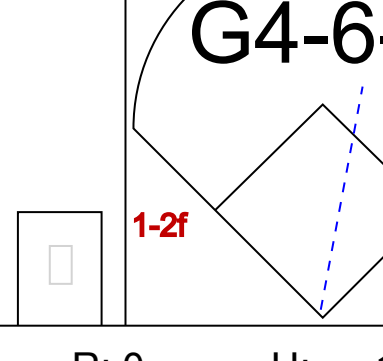


Batter	1	2	3	4	5	6	7	8	9	AB	R	H	RBI	BB	SO	LOB	TOP					
Andre Dawson, R OBP: 0.304, SLG: 0.528 (1, 8)										5	1	1	0	0	1	2						
Rodney Scott, S OBP: 0.304, SLG: 0.270 (1, 4)										4	2	2	1	1	0	0						
Warren Cromartie, L OBP: 0.344, SLG: 0.457 (1, 7)										4	1	1	1	1	1	2						
Tony Perez, R OBP: 0.331, SLG: 0.440 Tom Hutton, L OBP: 0.316, SLG: 0.294 (8, 3)										2	1	0	1	2	1	1						
Gary Carter, R OBP: 0.371, SLG: 0.563 David Palmer, R (9, 1)										5	1	3	3	0	1	2						
Ellis Valentine, R OBP: 0.303, SLG: 0.396 (1, 9)										3	1	1	1	1	0	2						
Larry Parrish, R OBP: 0.337, SLG: 0.414 (1, 5)										4	0	1	0	1	0	2						
Chris Speier, R OBP: 0.335, SLG: 0.333 (1, 6)										5	0	0	0	0	0	4						
Bill Lee, L OBP: 0.160, SLG: 0.160 Ken Macha, R OBP: 0.188, SLG: 0.071 (9, PH)										3	1	1	0	0	1	1						
Inning Stats	R: 1 E: 0 K: 2 S: 8	H: 1 LOB: 2 BB: 2 P: 16	R: 0 E: 0 K: 0 S: 3	H: 0 LOB: 1 BB: 1 P: 7	R: 2 E: 2 K: 0 S: 6	H: 1 LOB: 2 BB: 1 P: 10	R: 0 E: 0 K: 1 S: 6	H: 1 LOB: 1 BB: 0 P: 6	R: 0 E: 0 K: 2 S: 8	H: 1 LOB: 1 BB: 0 P: 8	R: 2 E: 0 K: 0 S: 6	H: 3 LOB: 2 BB: 1 P: 10	R: 1 E: 1 K: 0 S: 4	H: 1 LOB: 1 BB: 1 P: 8	R: 2 E: 1 K: 0 S: 5	H: 2 LOB: 0 BB: 0 P: 5	R: 0 E: 0 K: 0 S: 3	H: 0 LOB: 0 BB: 0 P: 3	1B: 7 2B: 2 3B: 0 HR: 1	SF: 2 SAC: 1 DP: 1 HBP: 0	WP: 1 PB: 0 SB: 2 CS: 0	PA: 45
PITCHER	IP WLS BF H R ER SO BB IBB HBP BLK WP HR S P ERA WHIP																					
Tony Brizzolara, R ERA: 5.11 (1, 1)	6.0 L 32 7 5 3 5 4 1 0 0 0 1 0 37 57 4.50 1.833																					
Rick Mahler, R ERA: 4.5 (7, 1)	1.0 5 1 1 1 0 1 0 0 0 0 0 0 4 8 9.00 2.000																					
Bo McLaughlin, R ERA: 6.46 (8, 1)	1.0 5 2 2 0 0 0 0 0 0 0 0 1 5 5 0.00 2.000																					
Craig Skok, L ERA: 3.66 (9, 1)	1.0 3 0 0 0 0 0 0 0 0 0 0 0 3 3 0.00 0.000																					

Montreal Expos @ Atlanta Braves
Atlanta-Fulton County Stadium, Atlanta, GA
Mon Jun 04 1979, 7:05 PM EDT
Att: 3,480 - Unknown

AB 36
R 8
H 10
RBI 7
BB 6
SO 5
LOB 16

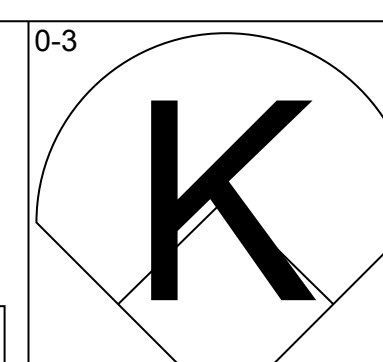
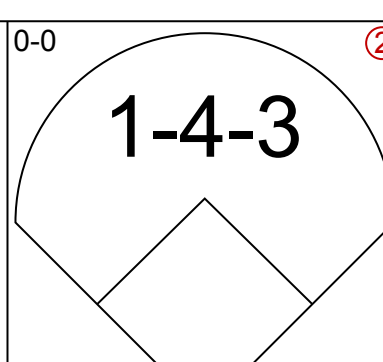
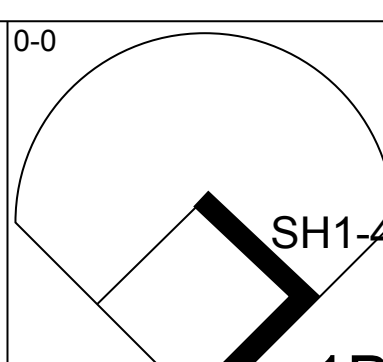
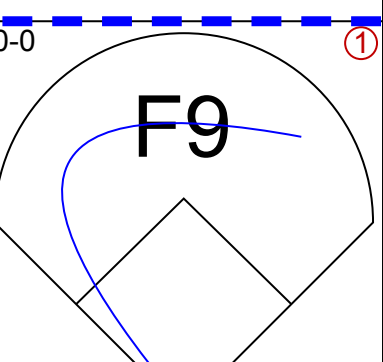
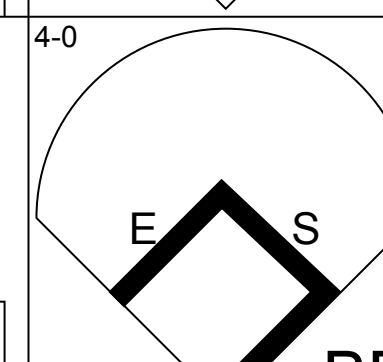
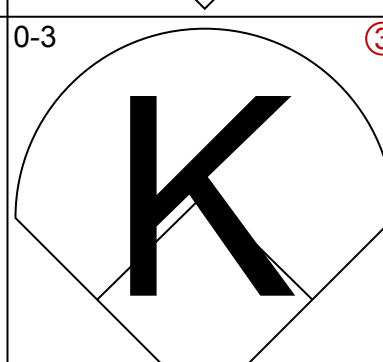
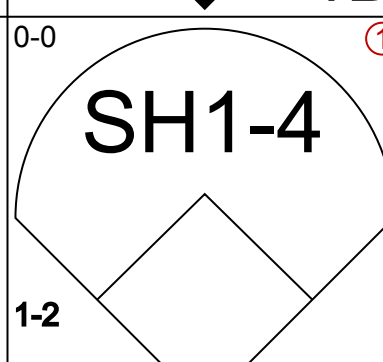
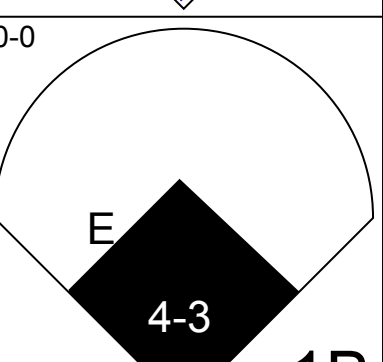
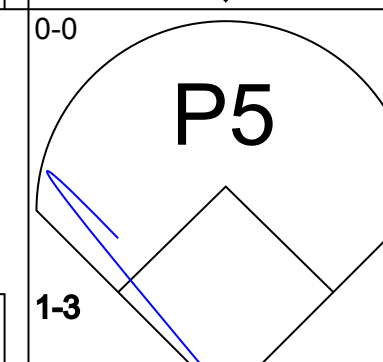
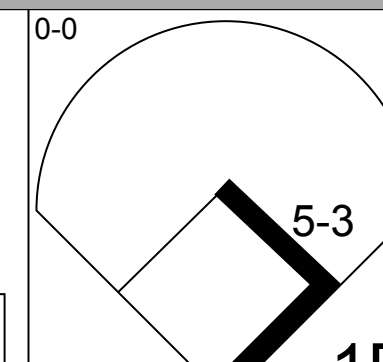
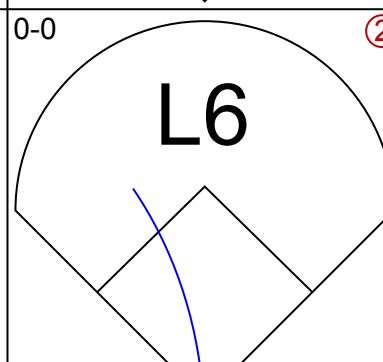
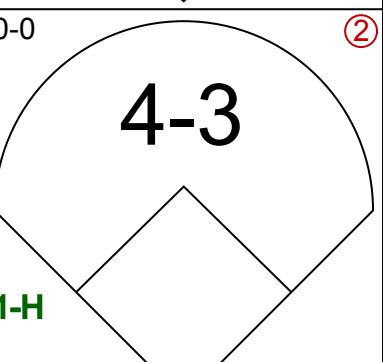
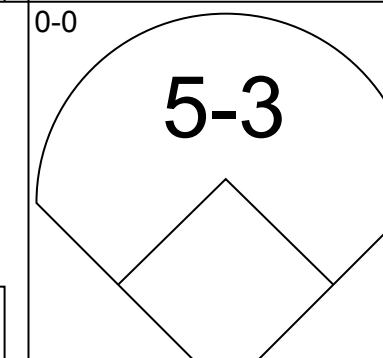
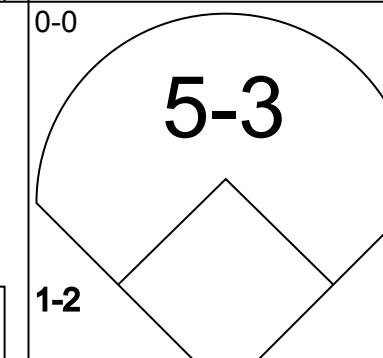
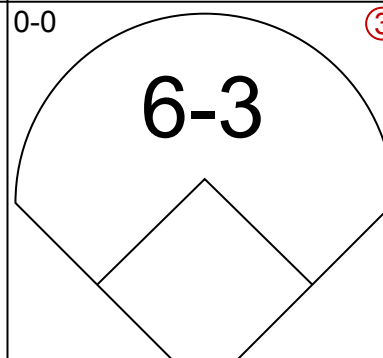
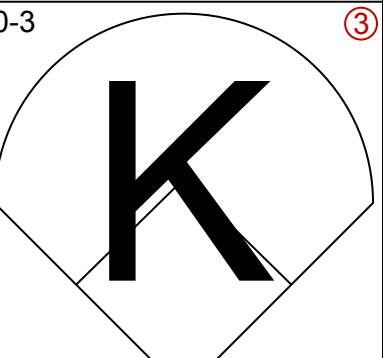
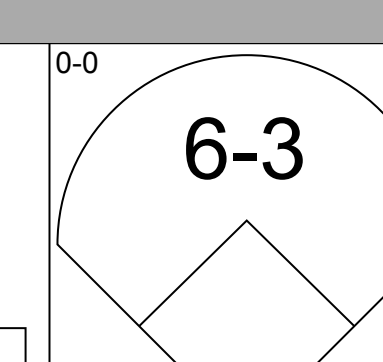
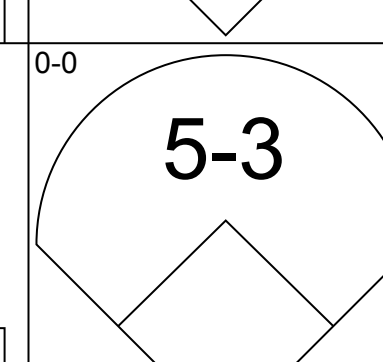
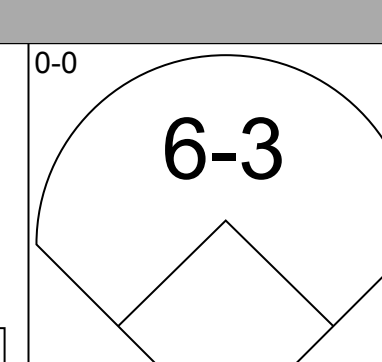
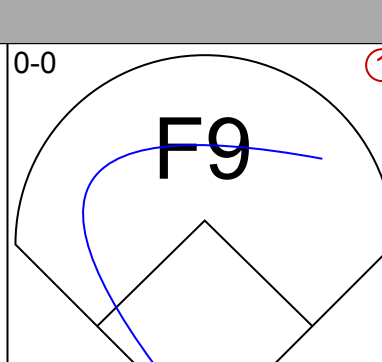
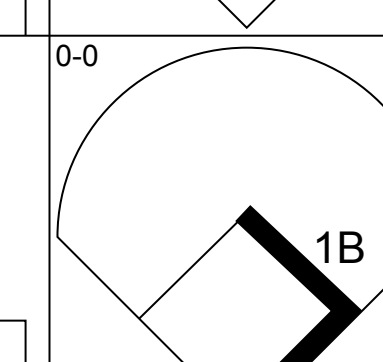
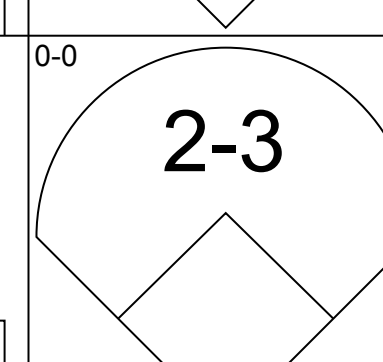
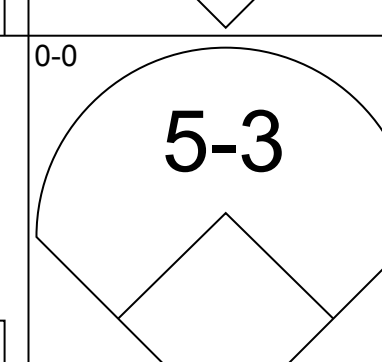
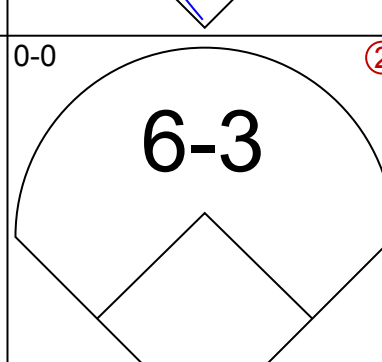
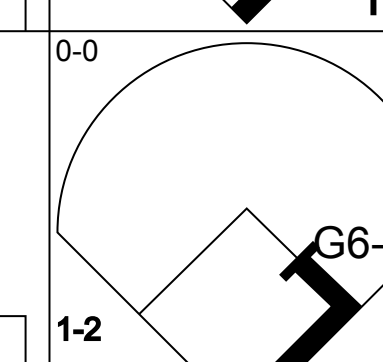
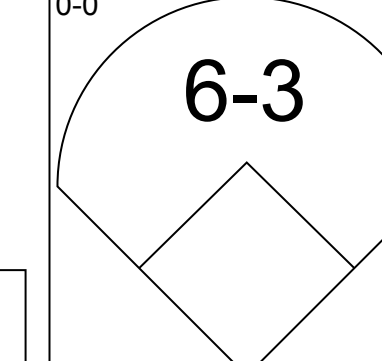
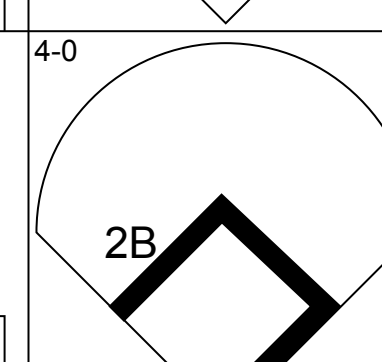
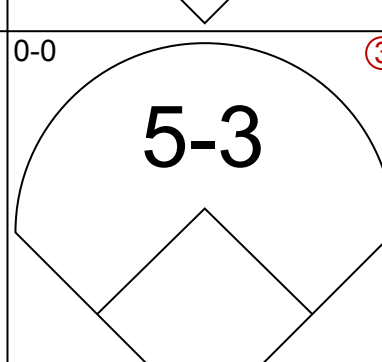
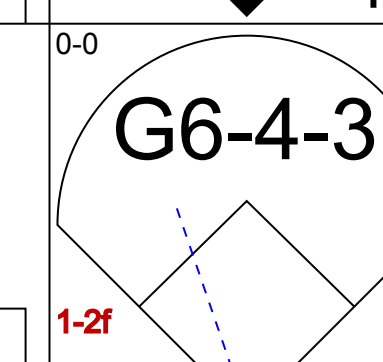
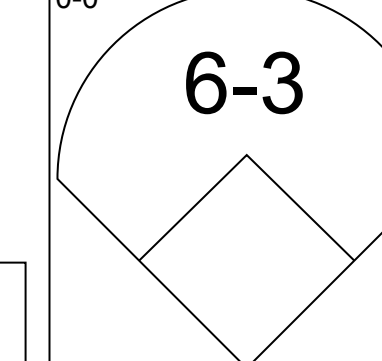
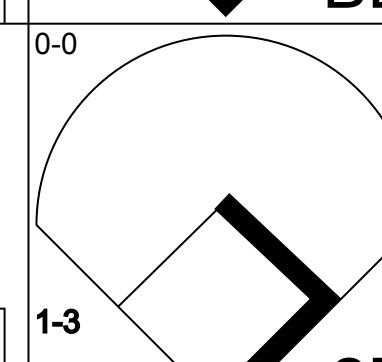
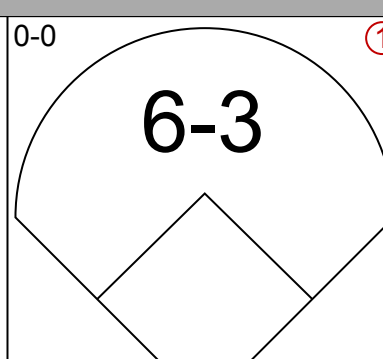
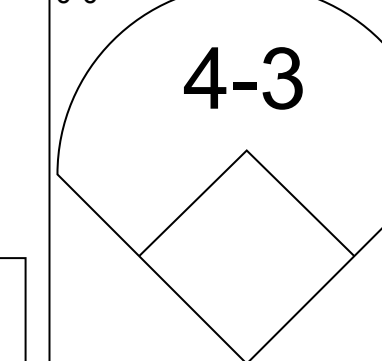
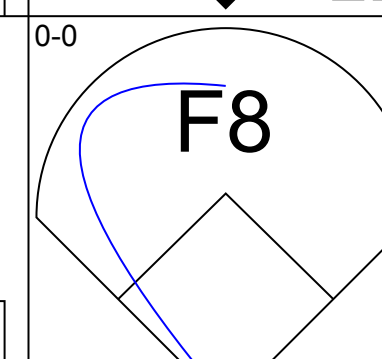


Batter	1	2	3	4	5	6	7	8	9	AB	R	H	RBI	BB	SO	LOB	BOTTOM			
Jerry Royster, R OBP: 0.367, SLG: 0.366 (1, 5)										4	0	0	0	0	0	1				
Gary Matthews, R OBP: 0.382, SLG: 0.552 (1, 9)										4	0	2	0	0	0	2				
Bob Horner, R OBP: 0.351, SLG: 0.544 (1, 3)										4	0	0	0	0	0	2				
Jeff Burroughs, R OBP: 0.329, SLG: 0.319 (1, 7)										3	0	0	0	1	0	1				
Barry Bonnell, R OBP: 0.306, SLG: 0.463 (1, 8)										4	0	0	0	0	0	2				
Glenn Hubbard, R OBP: 0.288, SLG: 0.285 (1, 4)										4	1	1	0	0	1	0				
Bruce Benedict, R OBP: 0.254, SLG: 0.219 Joe Nolan, L OBP: 0.444, SLG: 0.433 (4, PH)										1	0	0	0	0	0	1				
Pepe Frias, R OBP: 0.282, SLG: 0.338 (1, 6)										4	0	0	0	0	0	4				
Tony Brizzolara, R (1, 1)										1	0	0	0	1	0	1				
Rick Mahler, R OBP: 1.000, SLG: 1.000 Charlie Spikes, R OBP: 0.394, SLG: 0.679 Bo McLaughlin, R (8, 1)										0	0	0	0	0	0	0				
Craig Skok, R (9, 1)										0	0	0	0	0	0	0				
Inning Stats	R: 0 E: 0 K: 0 S: 4	H: 1 LOB: 2 BB: 1 P: 8	R: 1 E: 1 K: 0 S: 5	H: 1 LOB: 2 BB: 1 P: 9	R: 0 E: 0 K: 0 S: 3	H: 0 LOB: 0 BB: 0 P: 3	R: 0 E: 1 K: 0 S: 4	H: 0 LOB: 1 BB: 0 P: 4	R: 0 E: 0 K: 1 S: 5	H: 0 LOB: 0 BB: 0 P: 5	R: 0 E: 0 K: 0 S: 3	H: 1 LOB: 0 BB: 0 P: 3	R: 0 E: 0 K: 0 S: 4	H: 1 LOB: 1 BB: 0 P: 4	R: 0 E: 0 K: 0 S: 3	H: 0 LOB: 1 BB: 1 P: 7	1B: 4 2B: 0 3B: 0 HR: 0	SF: 0 SAC: 0 DP: 1 HBP: 0	WP: 0 PB: 0 SB: 0 CS: 0	PA: 35
PITCHER	IP WLS BF H R ER SO BB IBB HBP BLK WP HR S P ERA WHIP																			
Bill Lee, L ERA: 3.46 (1, 1)	8.0 W 31 4 1 0 0 2 0 0 0 0 0 0 31 39 0.00 0.750																			
David Palmer, R ERA: 4.55 (9, 1)	1.0 4 0 0 0 0 1 0 0 0 0 0 0 3 7 0.00 1.000																			

Montreal Expos @ Atlanta Braves
Atlanta-Fulton County Stadium, Atlanta, GA
Mon Jun 04 1979, 7:05 PM EDT
Att: 3,480 - Unknown

AB 32
R 1
H 4
RBI 0
BB 3
SO 1
LOB 16

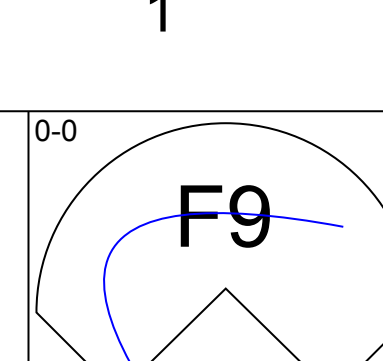
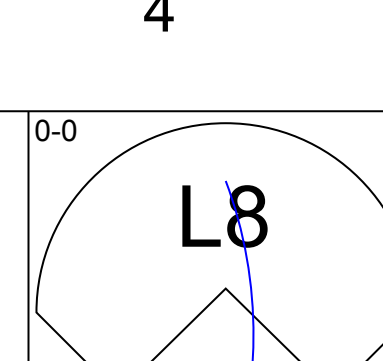
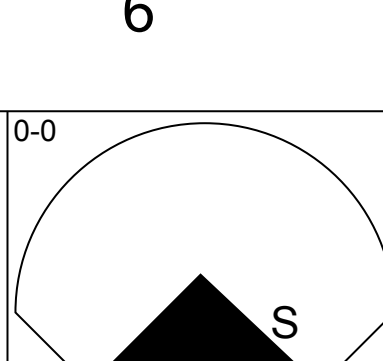
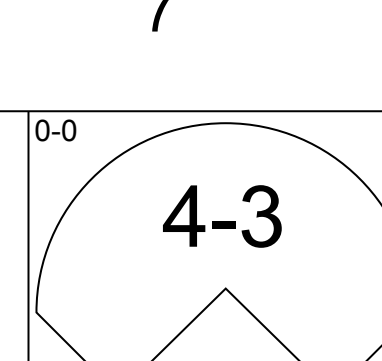
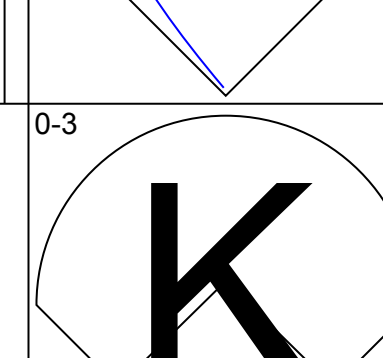
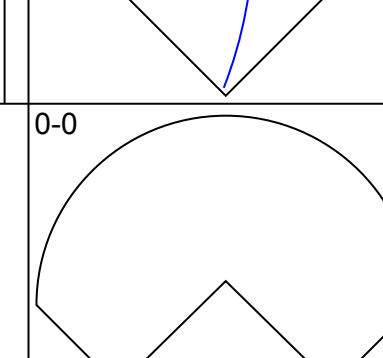
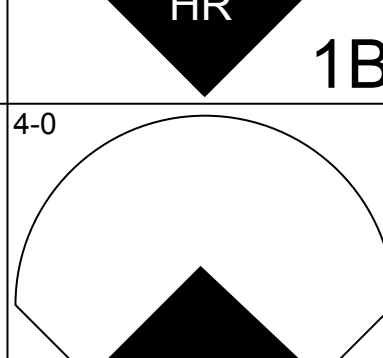
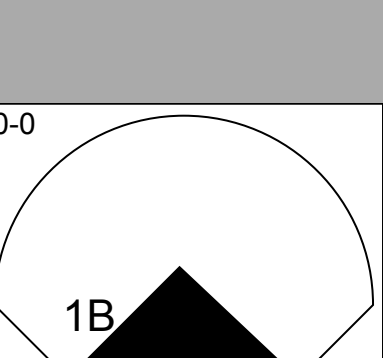
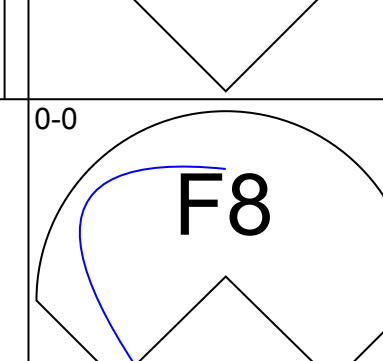
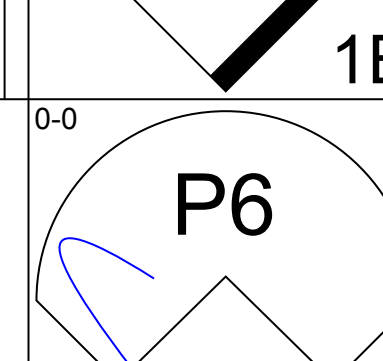
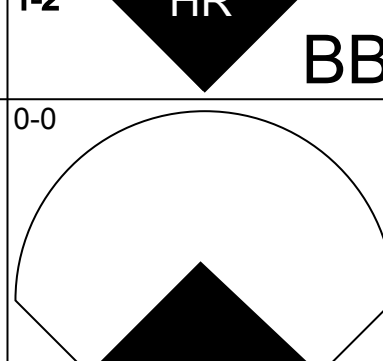
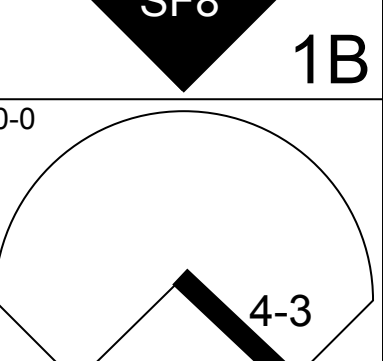
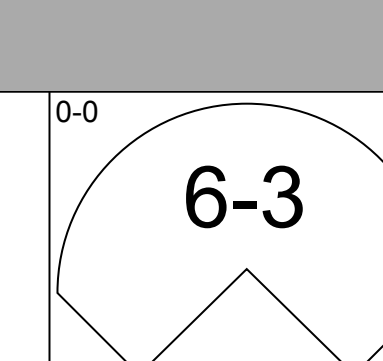
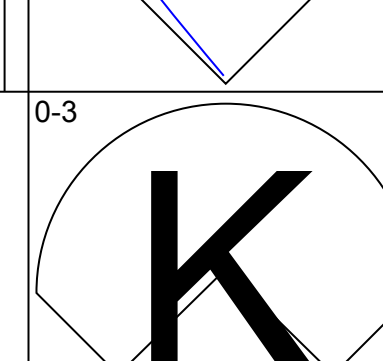
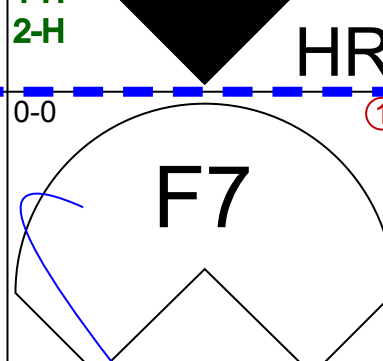
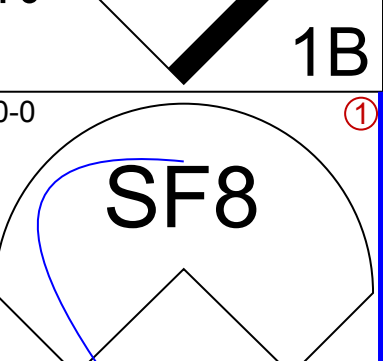
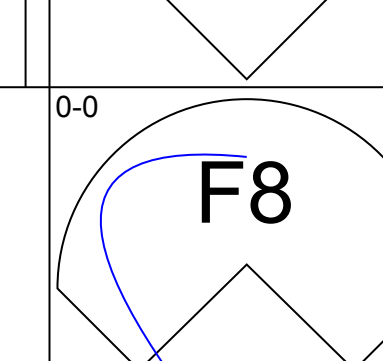
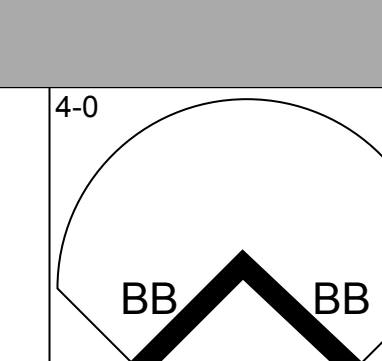
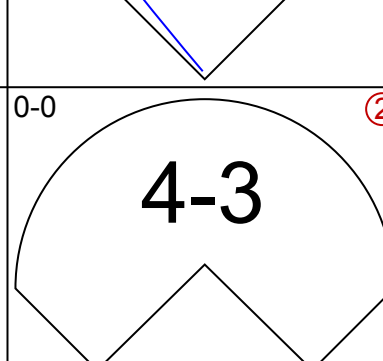
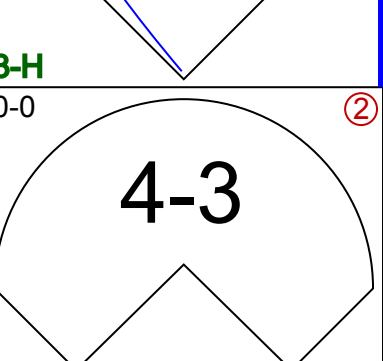
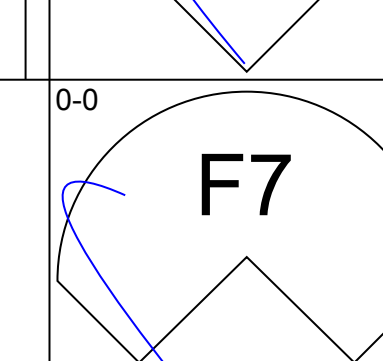
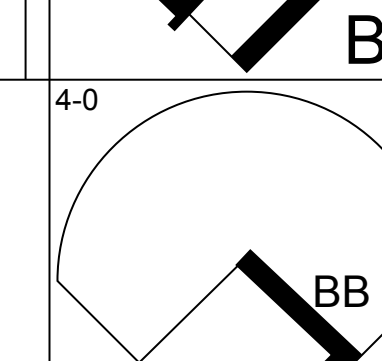
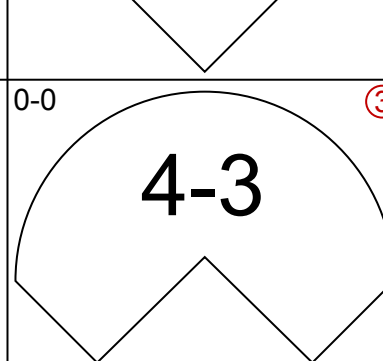
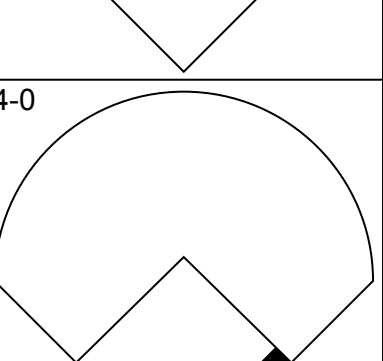
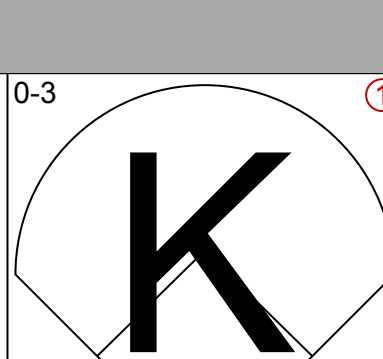
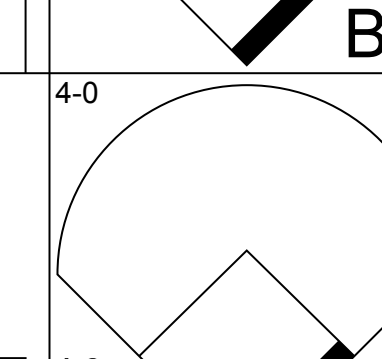
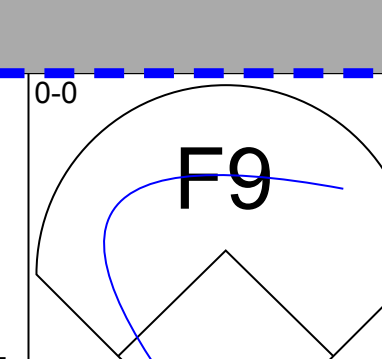
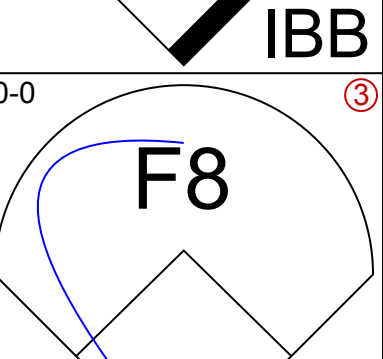
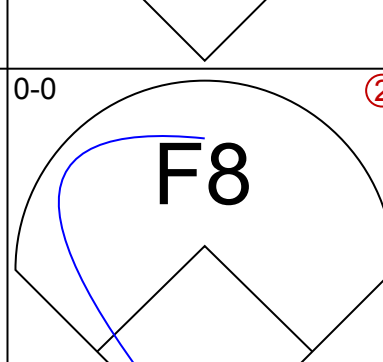
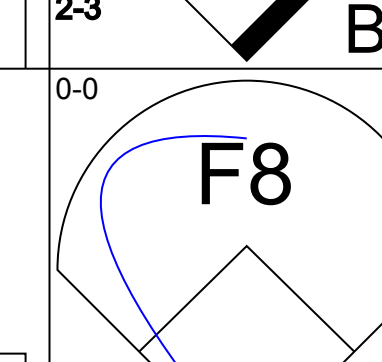
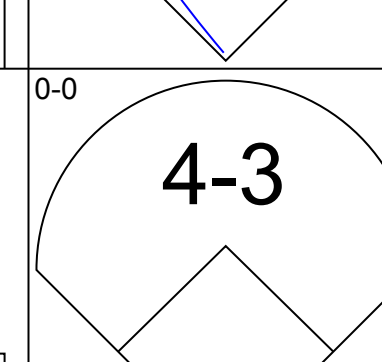
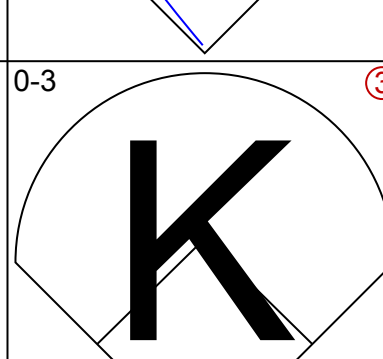
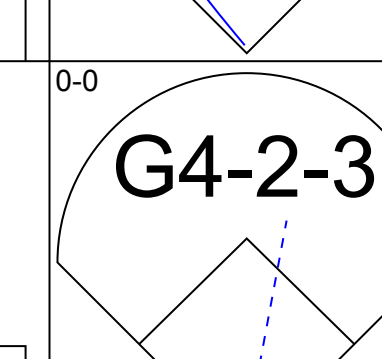
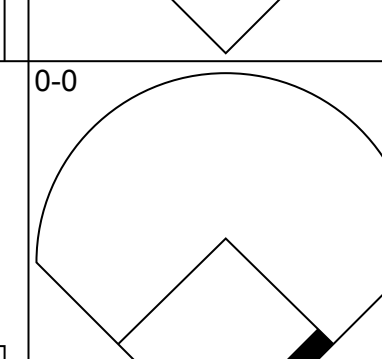


Batter	1	2	3	4	5	6	7	8	9	AB	R	H	RBI	BB	SO	LOB	TOP		
Andre Dawson, R OBP: 0.303, SLG: 0.523 (1, 8)										4	0	1	0	0	1	0			
Rodney Scott, S OBP: 0.309, SLG: 0.272 (1, 4)										2	1	1	0	1	1	0			
Warren Cromartie, L OBP: 0.343, SLG: 0.483 (1, 7)										4	0	1	1	0	0	2			
Tony Perez, R OBP: 0.324, SLG: 0.429 (1, 3)										4	0	0	0	0	1	3			
Gary Carter, R OBP: 0.363, SLG: 0.549 (1, 2)										4	0	0	0	0	0	1			
Ellis Valentine, R OBP: 0.302, SLG: 0.393 (1, 9)										4	0	1	0	0	0	1			
Larry Parrish, R OBP: 0.341, SLG: 0.413 (1, 5)										3	0	1	0	1	0	0			
Chris Speier, R OBP: 0.335, SLG: 0.340 (1, 6)										3	0	1	0	0	0	2			
Scott Sanderson, R OBP: 0.174, SLG: 0.217 Stan Bahnsen, R (6, 1)										2	0	0	0	0	0	0			
Tony Solaita, L OBP: 0.563, SLG: 0.708 Elias Sosa, R OBP: 0.286, SLG: 0.429 (7, 1)										0	0	0	0	0	0	0			
Inning Stats	R: 0 E: 0 K: 1 S: 5	H: 0 LOB: 1 BB: 1 P: 9	R: 0 E: 0 K: 0 S: 4	H: 2 LOB: 1 BB: 0 P: 4	R: 0 E: 0 K: 1 S: 5	H: 0 LOB: 0 BB: 0 P: 5	R: 0 E: 0 K: 0 S: 4	H: 1 LOB: 1 BB: 0 P: 4	R: 0 E: 0 K: 0 S: 3	H: 0 LOB: 0 BB: 0 P: 3	R: 0 E: 0 K: 0 S: 4	H: 1 LOB: 2 BB: 1 P: 8	R: 1 E: 1 K: 1 S: 6	H: 1 LOB: 0 BB: 0 P: 6	R: 0 E: 0 K: 0 S: 3	H: 0 LOB: 0 BB: 0 P: 3	1B: 5 2B: 1 3B: 0 HR: 0	SF: 0 SAC: 1 DP: 1 HBP: 0	WP: 0 PA: 34 PB: 0 SB: 1 CS: 0
PITCHER	IP	WLS	BF	H	R	ER	SO	BB	IBB	HBP	BLK	WP	HR	S	P	ERA	WHIP		
Rick Matula, R ERA: 3.62 Gene Garber, R ERA: 4.08	(1, 1)	7.0	W	27	5	0	2	2	0	0	0	0	0	29	37	0.00	1.000		
	(8, 1)	2.0	S	7	1	1	0	1	0	0	0	0	0	9	9	0.00	0.500		

Montreal Expos @ Atlanta Braves
Atlanta-Fulton County Stadium, Atlanta, GA
Tue Jun 05 1979, 7:05 PM EDT
Att: 4,710 - Unknown - 85 F

AB 31
R 1
H 6
RBI 1
BB 2
SO 3
LOB 11



Batter	1	2	3	4	5	6	7	8	9	AB	R	H	RBI	BB	SO	LOB	BOTTOM		
Jerry Royster, R OBP: 0.365, SLG: 0.364 (1, 5)										4	1	1	0	0	0	1			
Gary Matthews, R OBP: 0.365, SLG: 0.554 (1, 9)										3	2	2	0	1	1	0			
Bob Horner, R OBP: 0.358, SLG: 0.583 (1, 3)										4	1	2	3	0	0	1			
Charlie Spikes, R OBP: 0.351, SLG: 0.613 Barry Bonnell, R OBP: 0.306, SLG: 0.463 (9, 7)										3	0	0	1	0	1	1			
Joe Nolan, L OBP: 0.425, SLG: 0.394 (1, 2)										3	0	0	0	1	0	1			
Rowland Office, L OBP: 0.343, SLG: 0.379 (1, 8)										2	0	0	0	2	0	0			
Glenn Hubbard, R OBP: 0.287, SLG: 0.280 (1, 4)										3	0	0	0	1	1	2			
Pepe Frias, R OBP: 0.277, SLG: 0.331 (1, 6)										3	0	0	0	0	0	3			
Rick Matula, R OBP: 0.050, SLG: 0.050 Mike Lum, L OBP: 0.280, SLG: 0.313 Gene Garber, R OBP: 0.667, SLG: 0.500 (8, 1)										2	0	0	0	0	1	3			
Inning Stats	R: 0 E: 0 K: 1 S: 5	H: 0 LOB: 0 BB: 0 P: 5	R: 0 E: 0 K: 0 S: 3	H: 0 LOB: 0 BB: 0 P: 3	R: 0 E: 0 K: 2 S: 7	H: 0 LOB: 0 BB: 0 P: 7	R: 0 E: 0 K: 1 S: 6	H: 1 LOB: 1 BB: 0 P: 6	R: 0 E: 0 K: 0 S: 2	H: 0 LOB: 2 BB: 3 P: 14	R: 3 E: 0 K: 0 S: 5	H: 2 LOB: 1 BB: 1 P: 9	R: 0 E: 0 K: 0 S: 4	H: 1 LOB: 1 BB: 0 P: 4	R: 1 E: 0 K: 0 S: 5	H: 2 LOB: 2 BB: 1 P: 9	1B: 5 2B: 0 3B: 0 HR: 1	SF: 1 SAC: 0 DP: 1 HBP: 0	WP: 0 PA: 34 PB: 0 SB: 1 CS: 0
PITCHER	IP	WLS	BF	H	R	ER	SO	BB	IBB	HBP	BLK	WP	HR	S	P	ERA	WHIP		
Scott Sanderson, R ERA: 3.21 Stan Bahnsen, R ERA: 3.25 Elias Sosa, R ERA: 1.77	(1, 1)	5.0	L	21	3	3	3	4	0	0	0	0	0	25	41	5.40	1.400		
	(6, 1)	1.0		3	0	0	0	0	0	0	0	0	0	3	3	0.00	0.000		
	(7, 1)	2.0		10	3	1	1	0	0	1	0	0	0	9	13	4.50	1.500		

Montreal Expos @ Atlanta Braves
Atlanta-Fulton County Stadium, Atlanta, GA
Tue Jun 05 1979, 7:05 PM EDT
Att: 4,710 - Unknown - 85 F

AB 28
R 4
H 6
RBI 4
BB 5
SO 4
LOB 12



Batter	1	2	3	4	5	6	7	8	9	AB	R	H	RBI	BB	SO	LOB	TOP										
Andre Dawson, R OBP: 0.300, SLG: 0.512	5-3		F9	1B	5-3		K		K	6	1	1	1	0	2	2	Montreal Expos @ Atlanta Braves Atlanta-Fulton County Stadium, Atlanta, GA Wed Jun 06 1979, 7:05 PM EDT Att: 5,618 - Unknown - 80 F										
Rodney Scott, S OBP: 0.308, SLG: 0.268 Dave Cash, R OBP: 0.500, SLG: 0.500	F8		K	1B	6-3		K			3	1	0	0	1	1	0											
Warren Cromartie, L OBP: 0.348, SLG: 0.456 Jerry White, S OBP: 0.280, SLG: 0.396	1B		K	1B			F7			5	1	3	2	0	1	1											
Tony Perez, R OBP: 0.328, SLG: 0.431 Tony Solaita, L OBP: 0.545, SLG: 0.680	K			1B					F5	4	2	2	1	0	2	2											
Gary Carter, R OBP: 0.353, SLG: 0.533 David Palmer, R OBP: 0.333, SLG: 0.316		6-3					F5		E6	5	1	0	0	0	0	3											
Elis Valentine, R OBP: 0.308, SLG: 0.398 Tom Hutton, L OBP: 0.333, SLG: 0.316	F8								FC6-5-4	3	2	2	3	0	0	0											
Larry Parrish, R OBP: 0.353, SLG: 0.430 Ken Macha, R OBP: 0.167, SLG: 0.063							G4-6-3			2	0	1	0	0	0	1											
Chris Speier, R OBP: 0.335, SLG: 0.335 Jim Mason, L OBP: 0.333, SLG: 0.333									F8	3	1	3	1	0	0	0											
Ross Grimsley, L OBP: 0.160, SLG: 0.200 Duffy Dyer, R OBP: 0.353, SLG: 0.400									4-3	2	1	0	0	1	0	2											
										1	1	0	0	1	0	0											
										4	1	2	2	0	0	3											
										1	0	1	0	0	0	0											
Inning Stats	R: 0 E: 0 K: 1 S: 6	H: 1 LOB: 1 BB: 0 P: 6	R: 0 E: 1 K: 0 S: 5	H: 1 LOB: 2 BB: 0 P: 5	R: 0 E: 0 K: 2 S: 7	H: 0 LOB: 0 BB: 0 P: 7	R: 11 E: 3 K: 0 S: 13	H: 9 LOB: 1 BB: 2 P: 21	R: 0 E: 0 K: 1 S: 6	H: 1 LOB: 0 BB: 0 P: 6	R: 0 E: 0 K: 0 S: 3	H: 1 LOB: 0 BB: 0 P: 3	R: 1 E: 0 K: 2 S: 8	H: 1 LOB: 1 BB: 1 P: 12	R: 0 E: 1 K: 0 S: 3	H: 0 LOB: 0 BB: 0 P: 3	R: 0 E: 0 K: 1 S: 6	H: 1 LOB: 1 BB: 0 P: 6	1B: 12 2B: 4 3B: 0 HR: 0	SF: 0 SAC: 0 DP: 2 HBP: 0	WP: 2 PB: 0 SB: 1 CS: 0	PA: 46					
PITCHER	IP	WLS	BF	H	R	ER	SO	BB	IBB	HBP	BLK	WP	HR	S	P	ERA	WHIP										
Phil Niekro, R ERA: 4.39	3.0	L	20	7	8	7	3	2	0	0	0	1	0	24	32	21.00	3.000										
Rick Mahler, R ERA: 5.69	4.0		19	7	4	4	3	1	0	0	0	1	0	24	28	9.00	2.000										
Craig Skok, L ERA: 3.44	2.0		7	1	0	0	1	0	0	0	0	0	0	9	9	0.00	0.500										

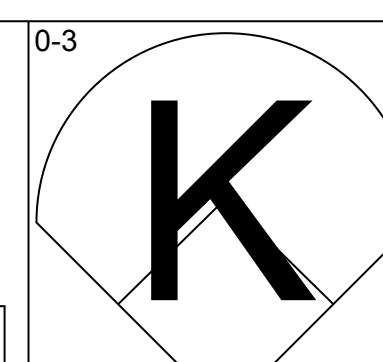
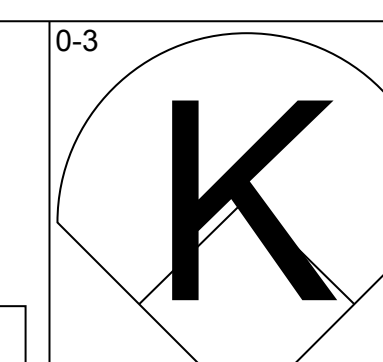
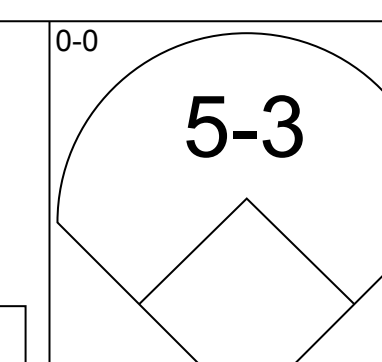
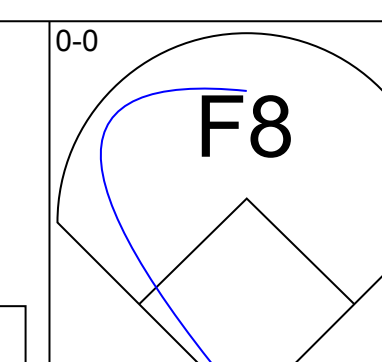
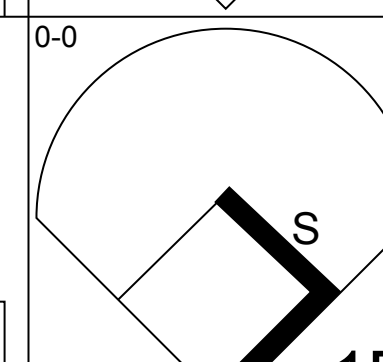
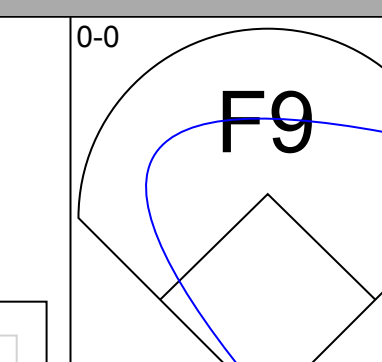
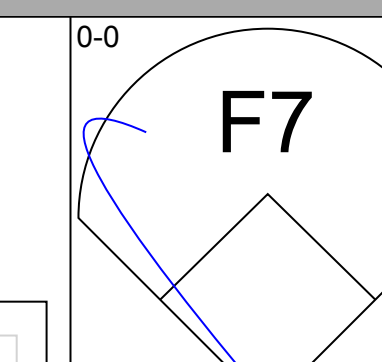
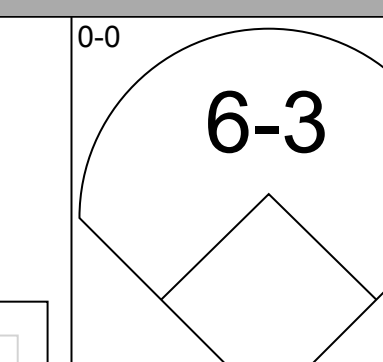
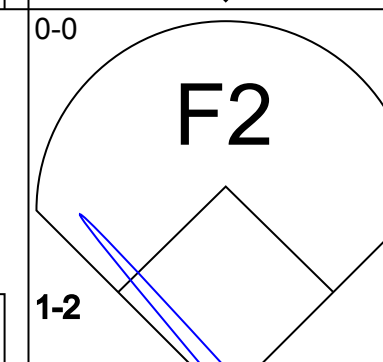
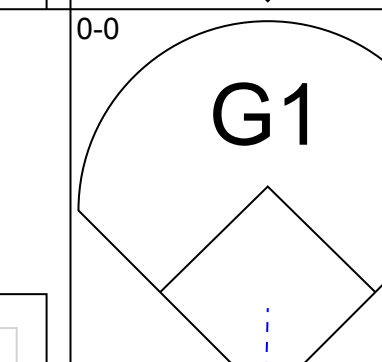
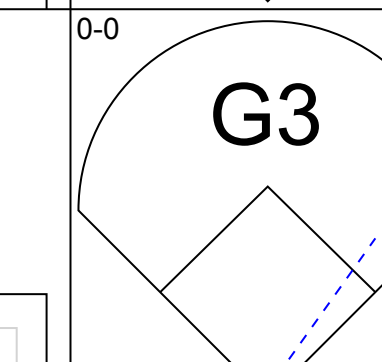
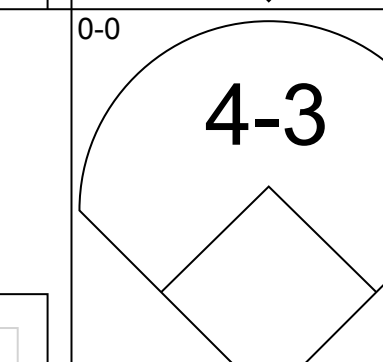
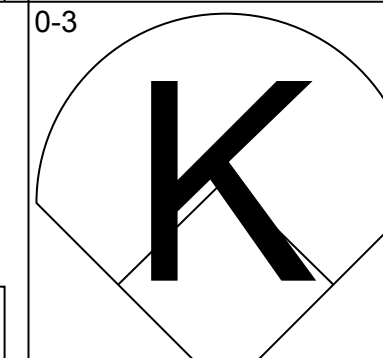
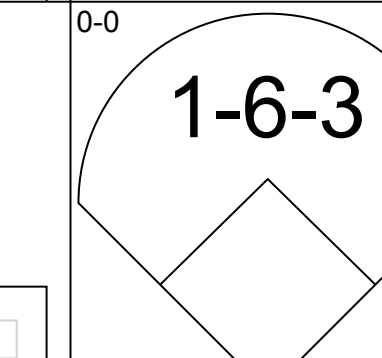
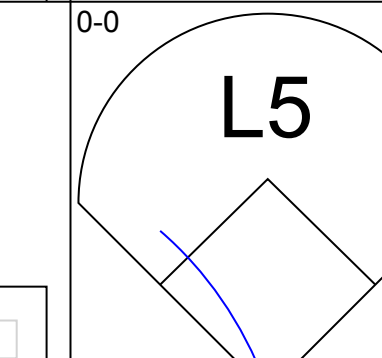
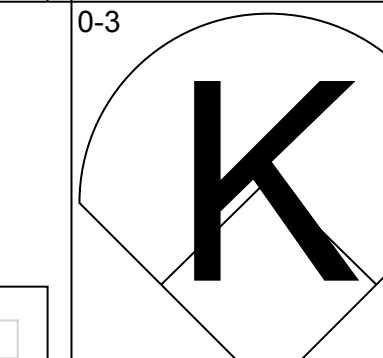
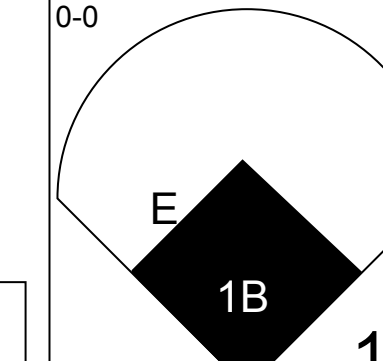
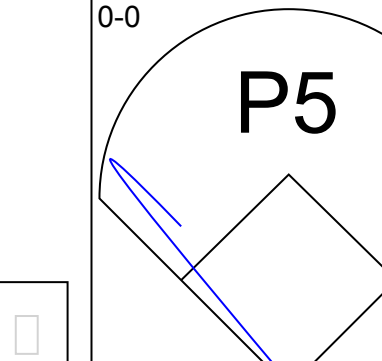
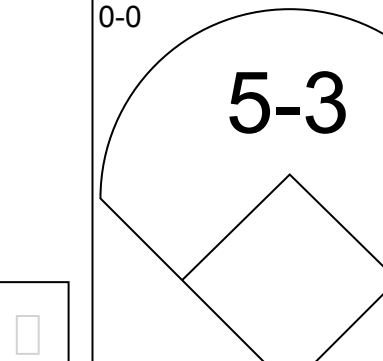
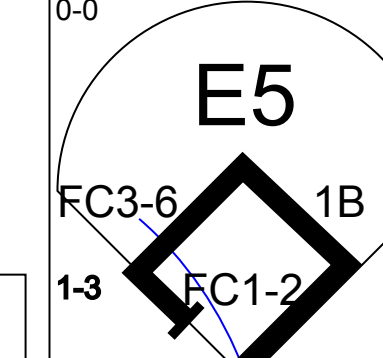
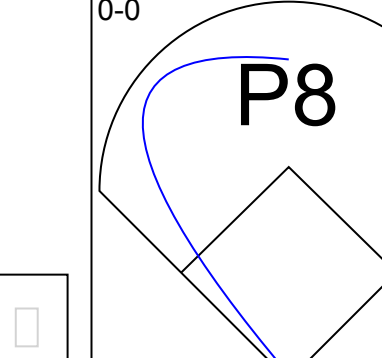
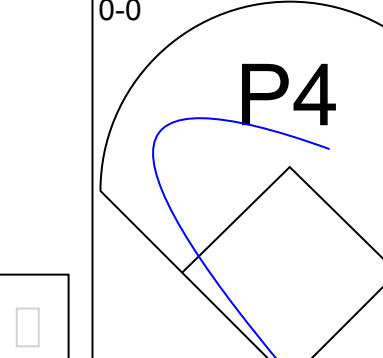
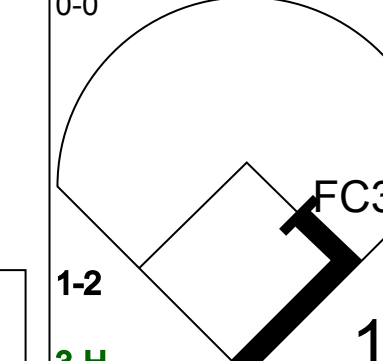
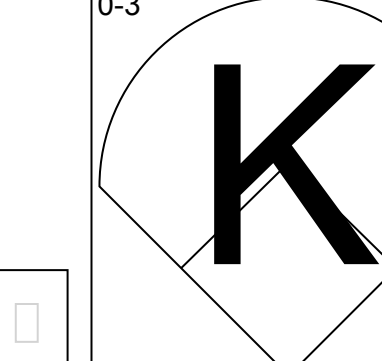
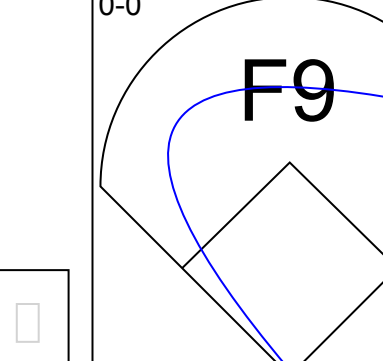
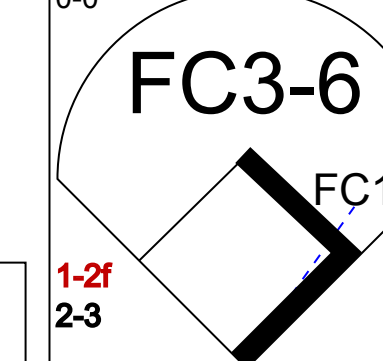


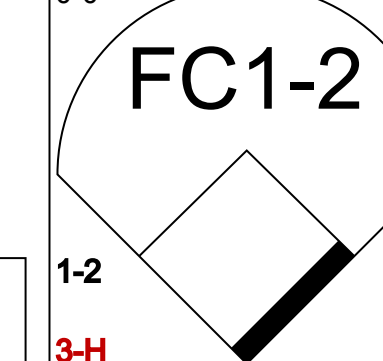


AB 43
R 12
H 15
RBI 10
BB 3
SO 7
LOB 16



Batter	1	2	3	4	5	6	7	8	9	AB	R	H	RBI	BB	SO	LOB	BOTTOM										
Jerry Royster, R OBP: 0.367, SLG: 0.368	E		1B		F5		K			3	2	1	0	1	1	1	Montreal Expos @ Atlanta Braves Atlanta-Fulton County Stadium, Atlanta, GA Wed Jun 06 1979, 7:05 PM EDT Att: 5,618 - Unknown - 80 F										
Gary Matthews, R OBP: 0.367, SLG: 0.548	E5		1B		6-3				K	4	0	1	1	0	1	1											
Bob Horner, R OBP: 0.353, SLG: 0.566					F7				F8	4	0	1	1	0	1	1											
Charlie Spikes, R OBP: 0.317, SLG: 0.543	K		G4-3				F7		F8	4	0	0	0	0	1	3											
Barry Bonnell, R OBP: 0.305, SLG: 0.464	K				4-3				F9	4	0	1	0	0	1	2											
Glenn Hubbard, R OBP: 0.282, SLG: 0.275	FC4				P6		5-3		K	4	0	0	0	0	1	3											
Biff Pocoroba, S OBP: 0.190, SLG: 0.667 Joe Nolan, L OBP: 0.415, SLG: 0.382			L9						F3	3	0	2	0	0	0	0											
Pepe Frias, R OBP: 0.272, SLG: 0.325					1-3		5-3			3	0	0	0	0	0	2											
Phil Niekro, R OBP: 0.190, SLG: 0.195 Rick Mahler, R OBP: 0.500, SLG: 0.500 Brian Asselstine, L OBP: 0.125, SLG: 0.125 Craig Skok, R					F2					1	0	0	0	0	0	0											
										1	0	0	0	0	0	0											
										1	0	0	0	0	0	1											
										0	0	0	0	0	0	0											
Inning Stats	R: 1 E: 1 K: 2 S: 9	H: 1 LOB: 2 BB: 1 P: 13	R: 0 E: 0 K: 0 S: 3	H: 0 LOB: 0 BB: 0 P: 3	R: 1 E: 0 K: 0 S: 4	H: 2 LOB: 0 BB: 0 P: 4	R: 0 E: 0 K: 0 S: 4	H: 1 LOB: 1 BB: 0 P: 4	R: 0 E: 0 K: 0 S: 3	H: 0 LOB: 0 BB: 0 P: 3	R: 0 E: 0 K: 1 S: 6	H: 1 LOB: 1 BB: 0 P: 6	R: 0 E: 0 K: 1 S: 6	H: 1 LOB: 1 BB: 0 P: 6	R: 0 E: 0 K: 1 S: 5	H: 0 LOB: 0 BB: 0 P: 5	R: 0 E: 0 K: 1 S: 5	H: 0 LOB: 0 BB: 0 P: 5	1B: 4 2B: 2 3B: 0 HR: 0	SF: 0 SAC: 0 DP: 1 HBP: 0	WP: 0 PB: 0 SB: 0 CS: 0	PA: 34					
PITCHER	IP	WLS	BF	H	R	ER	SO	BB	IBB	HBP	BLK	WP	HR	S	P	ERA	WHIP										
Ross Grimsley, L ERA: 4.56	7.0	W	28	6	2	1	4	1	0	0	0	0	0	35	39	1.29	1.000										
David Palmer, R ERA: 4.15	2.0		6	0	0	0	2	0	0	0	0	0	0	10	10	0.00	0.000										

AB 33
R 2
H 6
RBI 2
BB 1
SO 6
LOB 14

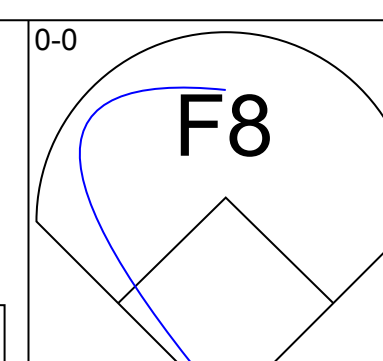
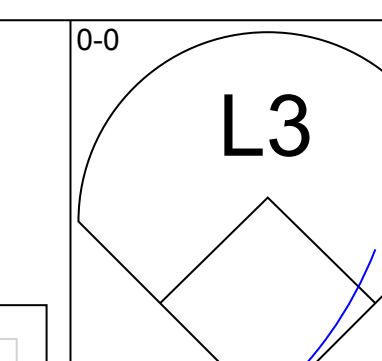
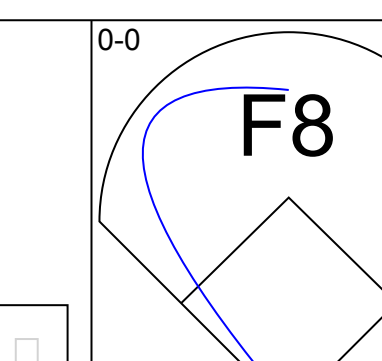
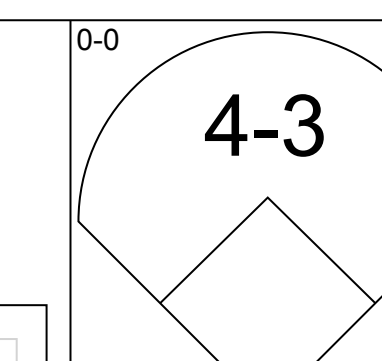
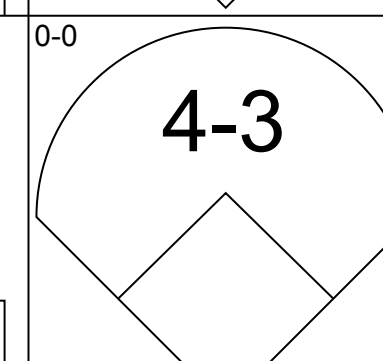
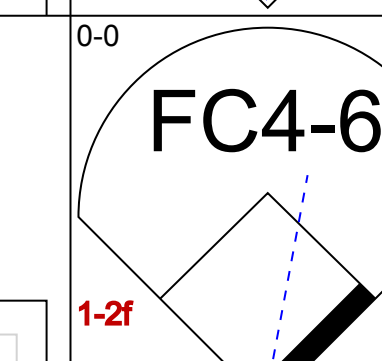
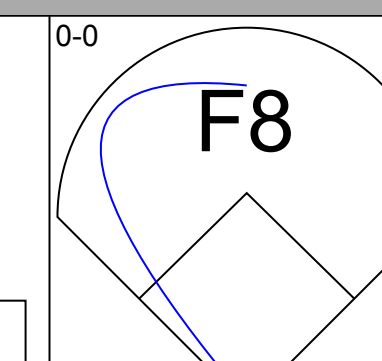
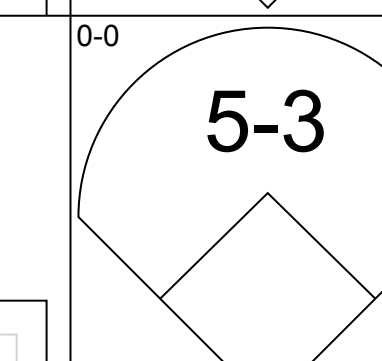
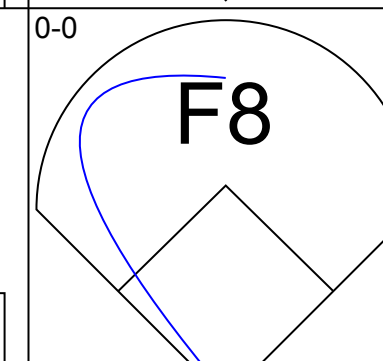
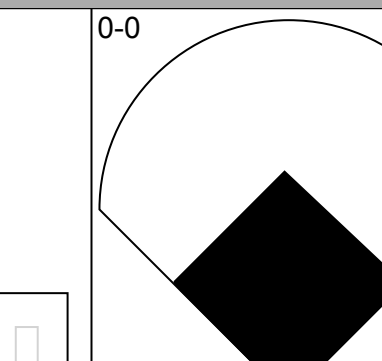
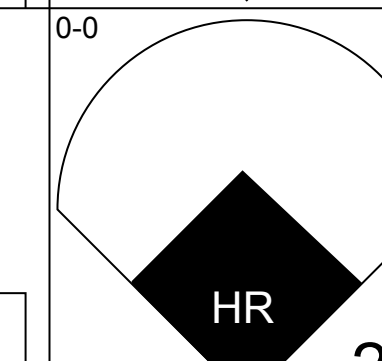
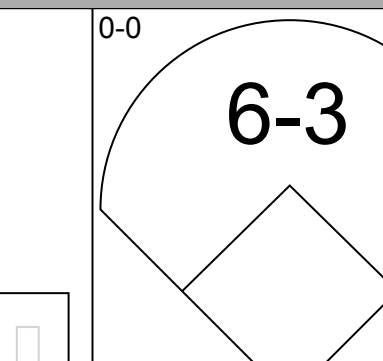
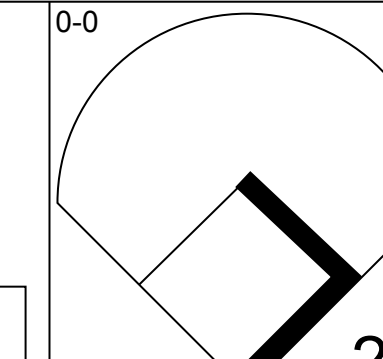
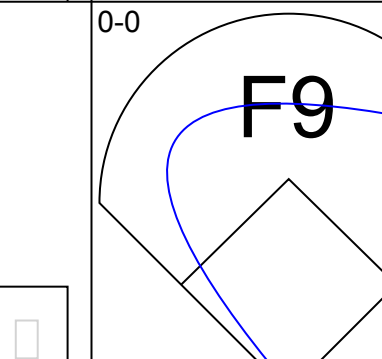
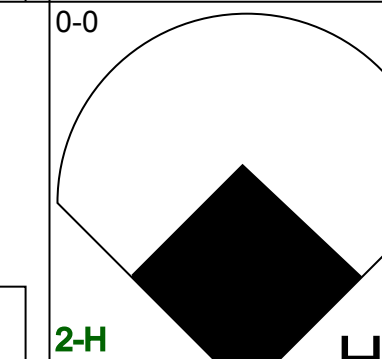
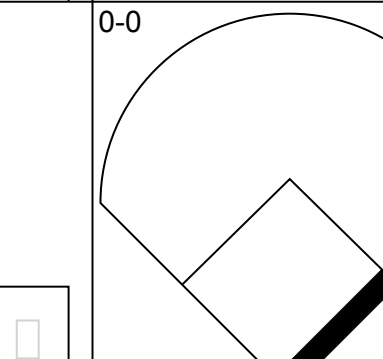

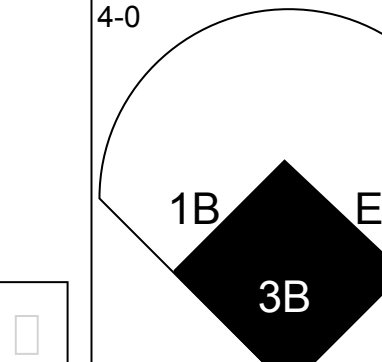
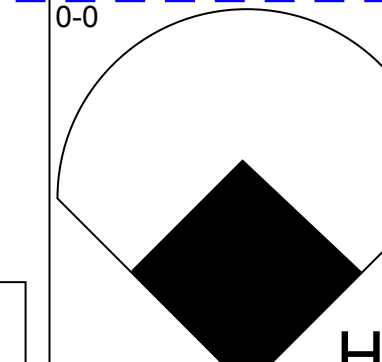
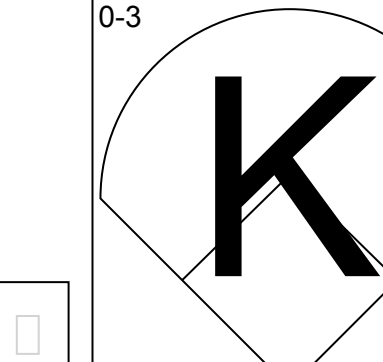

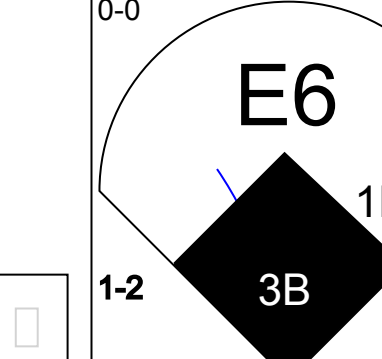
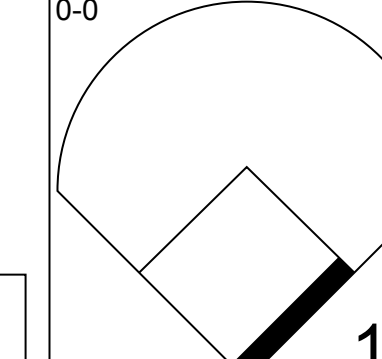
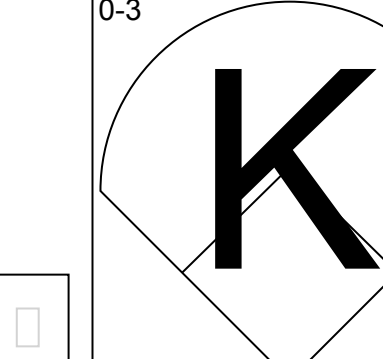

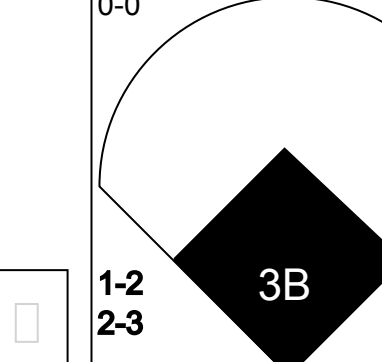
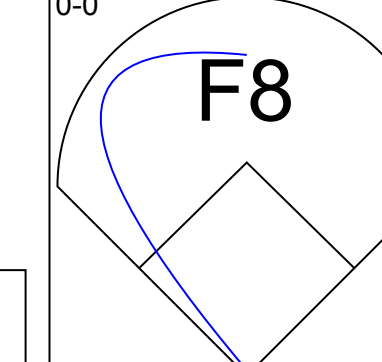
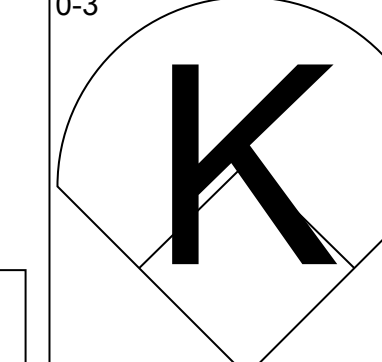
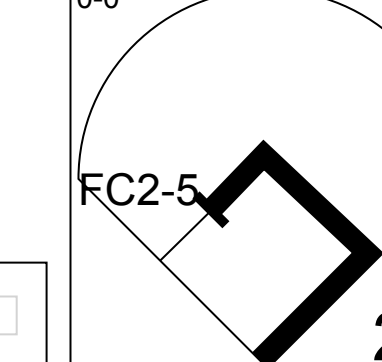
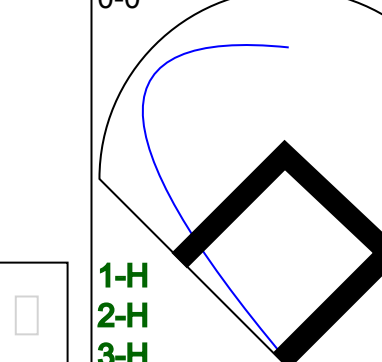
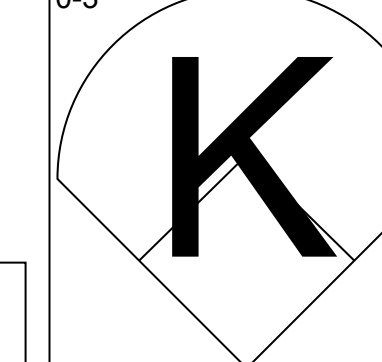
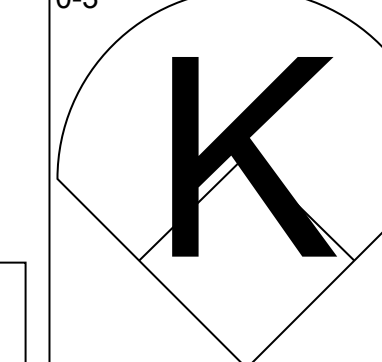
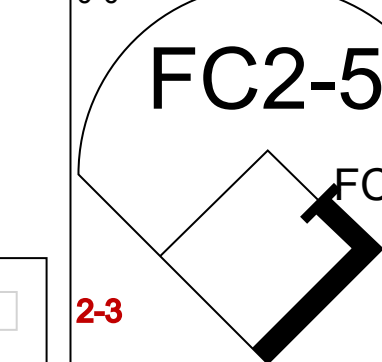
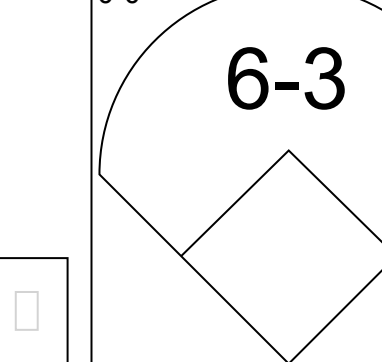
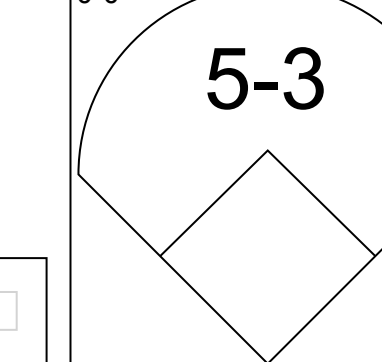
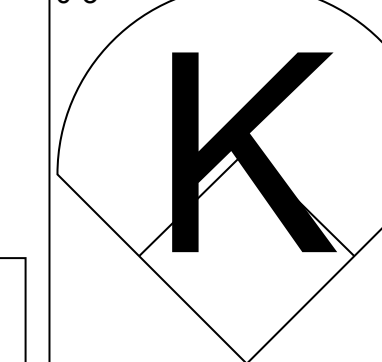


Batter	1	2	3	4	5	6	7	8	9	AB	R	H	RBI	BB	SO	LOB	TOP			
Andre Dawson, R (1, 8) OBP: 0.301, SLG: 0.507										4	0	0	0	0	2	2				
Rodney Scott, S (1, 4) OBP: 0.304, SLG: 0.262										4	0	1	0	0	0	0				
Warren Cromartie, L (1, 7) OBP: 0.336, SLG: 0.466										4	0	0	0	0	0	1				
Tony Perez, R (1, 3) OBP: 0.319, SLG: 0.417										4	0	0	0	0	2	1				
Gary Carter, R (1, 2) OBP: 0.351, SLG: 0.520										3	1	1	0	0	0	0				
Ellis Valentine, R (1, 9) OBP: 0.307, SLG: 0.404										3	0	0	0	0	0	1				
Larry Parrish, R (1, 5) OBP: 0.350, SLG: 0.442										3	0	1	1	0	1	0				
Chris Speier, R (1, 6) OBP: 0.330, SLG: 0.325										3	0	0	0	0	0	2				
Bill Lee, L (1, 1) OBP: 0.148, SLG: 0.148										2	0	0	0	0	0	2				
Stan Bahnsen, R (5, 1)										0	0	0	0	0	0	0				
Jerry White, S (8, PH) OBP: 0.269, SLG: 0.380										1	0	0	0	0	0	0				
David Palmer, R (8, 1)										0	0	0	0	0	0	0				
Inning Stats	R: 0 E: 0 K: 2 S: 8	H: 1 LOB: 1 BB: 0 P: 8	R: 1 E: 1 K: 1 S: 8	H: 2 LOB: 2 BB: 0 P: 8	R: 0 E: 0 K: 0 S: 3	H: 0 LOB: 0 BB: 0 P: 3	R: 0 E: 0 K: 1 S: 5	H: 0 LOB: 0 BB: 0 P: 5	R: 0 E: 0 K: 0 S: 3	H: 0 LOB: 0 BB: 0 P: 3	R: 0 E: 0 K: 0 S: 3	H: 0 LOB: 0 BB: 0 P: 3	R: 0 E: 0 K: 1 S: 5	H: 0 LOB: 0 BB: 0 P: 5	R: 0 E: 0 K: 1 S: 5	H: 0 LOB: 0 BB: 0 P: 5	1B: 3 2B: 0 3B: 0 HR: 0	SF: 0 SAC: 0 DP: 0 HBP: 0	WP: 0 PB: 0 SB: 1 CS: 0	PA: 31
PITCHER Tom Seaver, R (1, 1) ERA: 4.62	IP: 9.0 WLS: W BF: 31 H: 3 R: 1 ER: 0 SO: 5 BB: 0 IBB: 0 HBP: 0 BLK: 0 WP: 0 HR: 0 S: 41 P: 41 ERA: 0.00 WHIP: 0.333															PITCHER				

Montreal Expos @ Cincinnati Reds
Riverfront Stadium, Cincinnati, OH
Sat Jun 09 1979, 7:05 PM EDT
Att: 36,207 - Unknown

AB	31
R	1
H	3
RBI	1
BB	0
SO	5
LOB	9

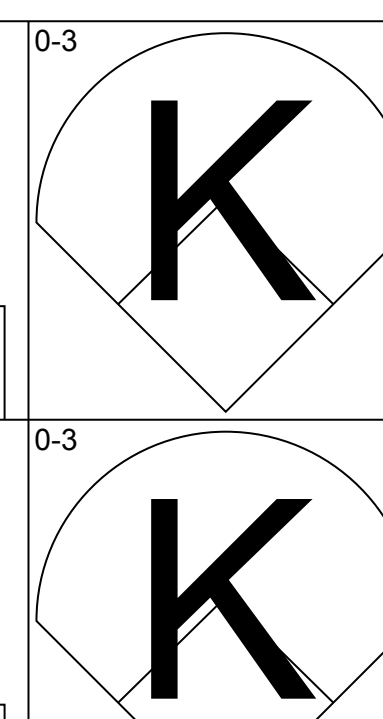
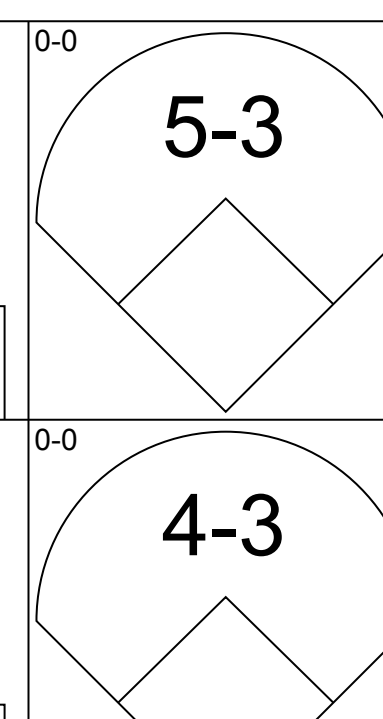
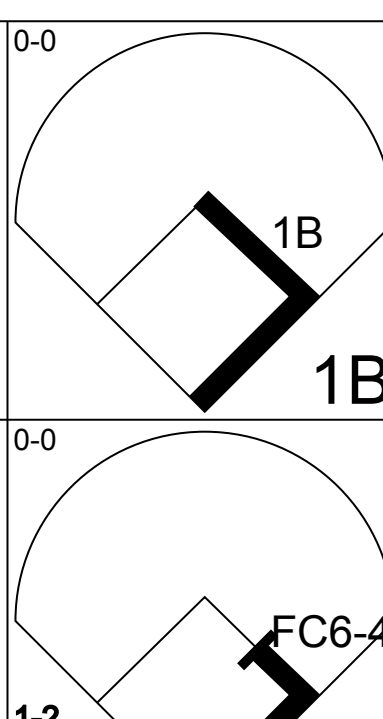
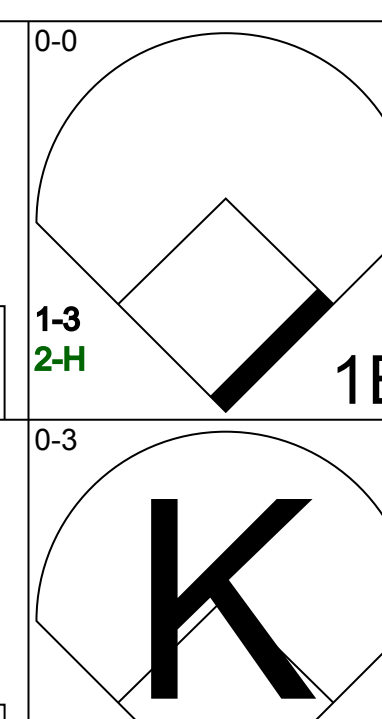
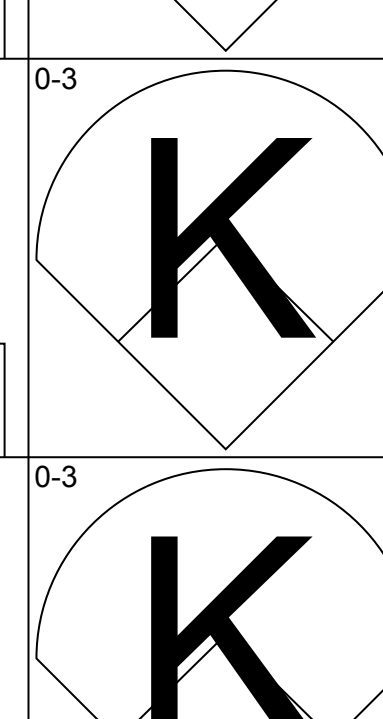
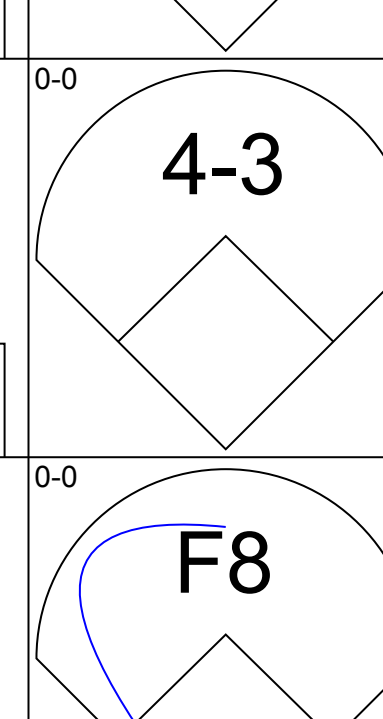
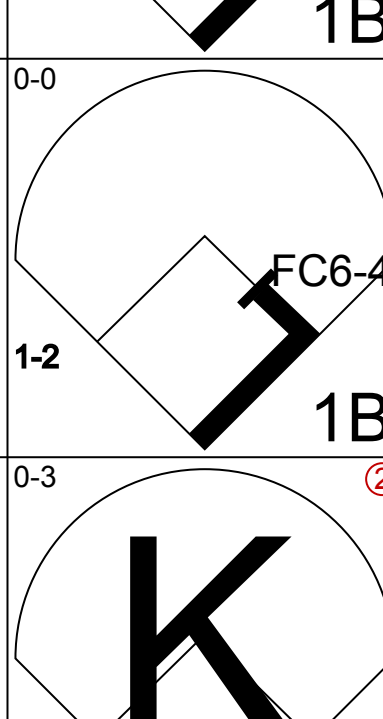
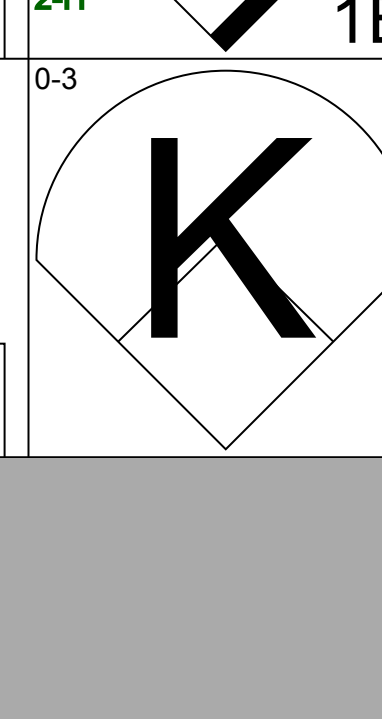

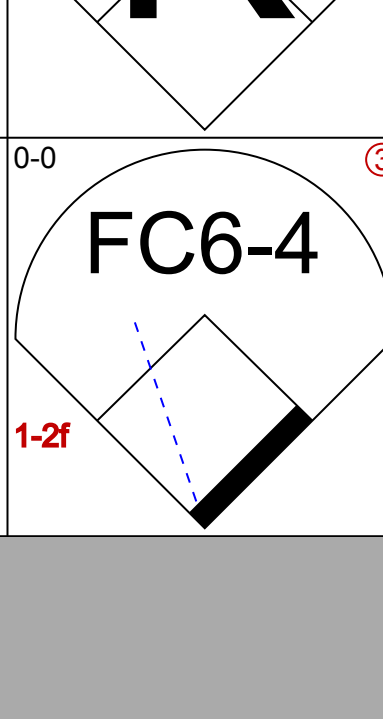








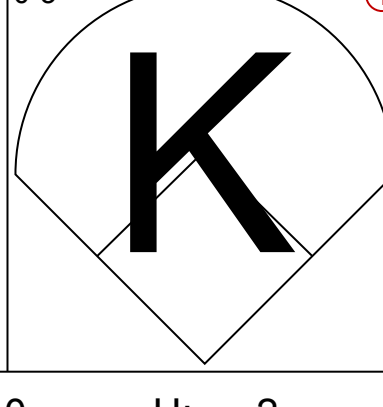



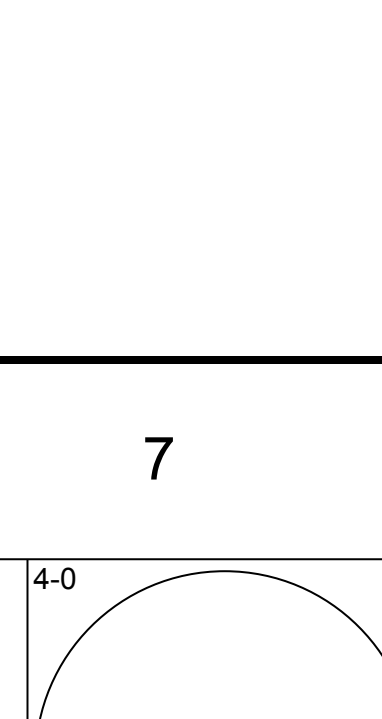
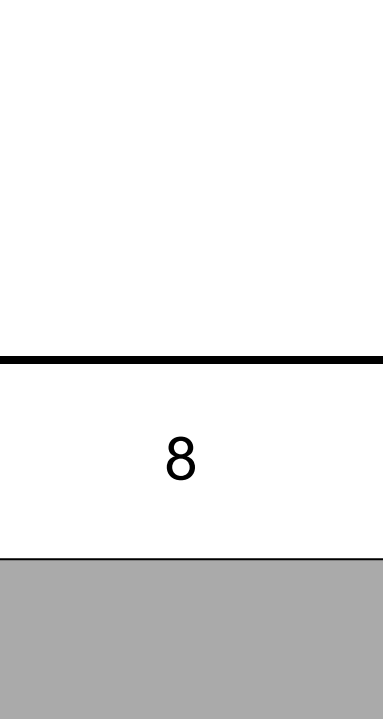

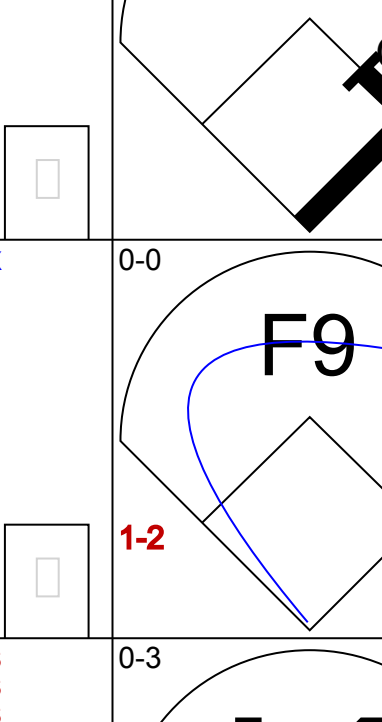
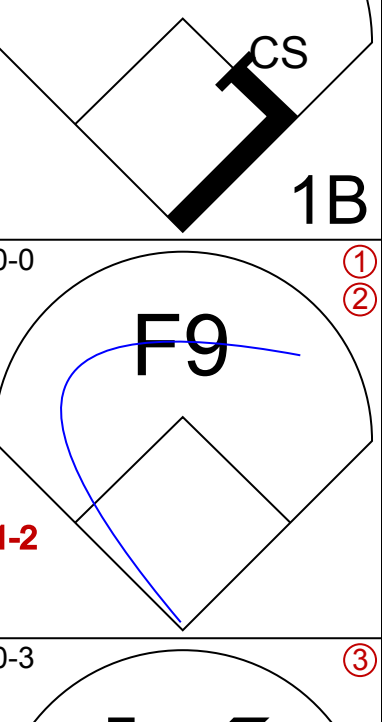
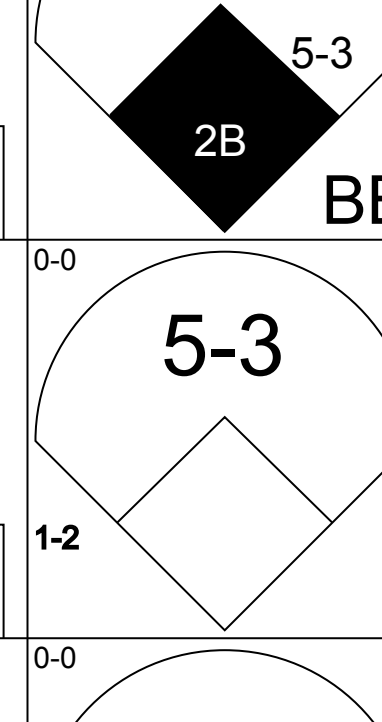

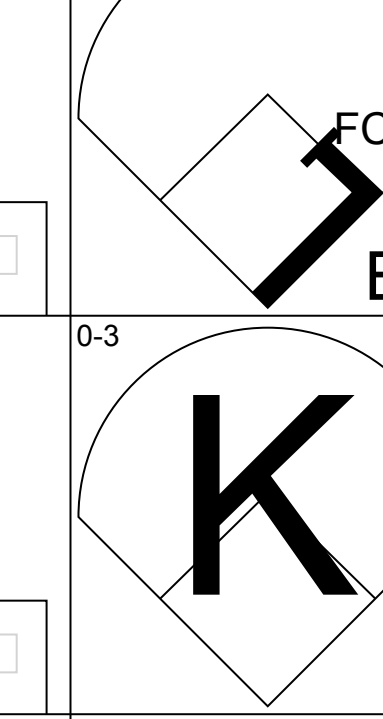
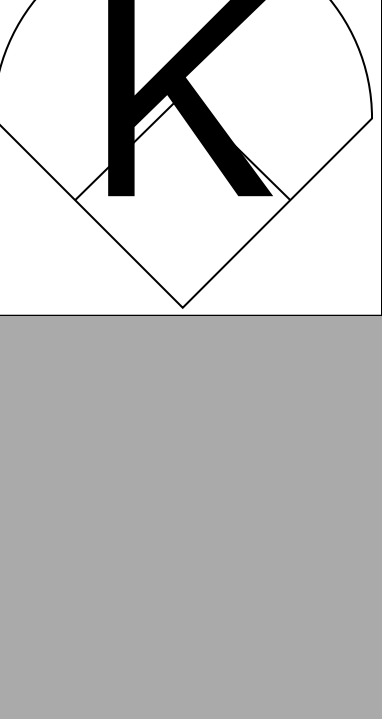
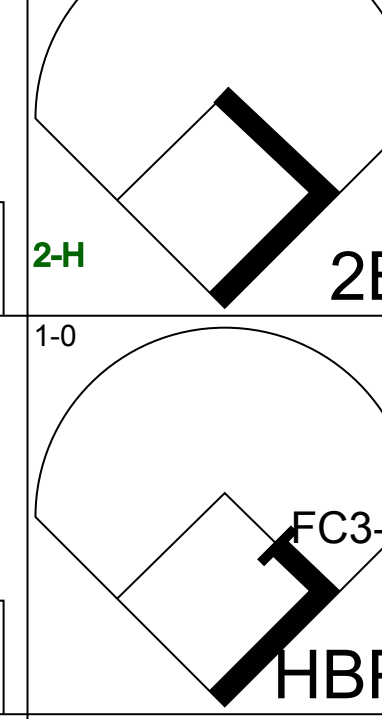

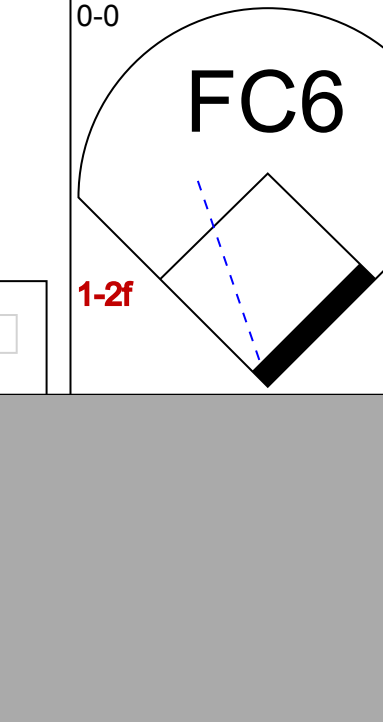

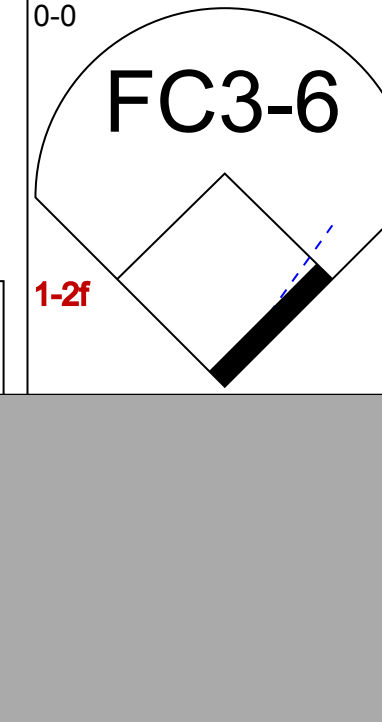











Batter	1	2	3	4	5	6	7	8	9	AB	R	H	RBI	BB	SO	LOB	BOTTOM			
Ken Griffey, L (1, 9) OBP: 0.338, SLG: 0.429										4	0	0	0	0	0	2				
Junior Kennedy, R (1, 4) OBP: 0.331, SLG: 0.306										4	0	0	0	0	0	1				
Dave Concepcion, R (1, 6) OBP: 0.358, SLG: 0.451										4	2	2	1	0	0	0				
George Foster, R (1, 7) OBP: 0.405, SLG: 0.602										4	1	3	2	0	0	0				
Johnny Bench, R (1, 2) OBP: 0.377, SLG: 0.373										3	2	1	1	1	1	2				
Dan Driessen, L (1, 3) OBP: 0.355, SLG: 0.522										4	1	1	0	0	1	3				
Ray Knight, R (1, 5) OBP: 0.382, SLG: 0.390										4	1	1	0	0	1	2				
Paul Blair, R (1, 8) OBP: 0.234, SLG: 0.318										4	0	2	3	0	2	1				
Tom Seaver, R (1, 1) OBP: 0.100, SLG: 0.400										4	0	0	0	0	1	2				
Inning Stats	R: 0 E: 0 K: 0 S: 3	H: 0 LOB: 0 BB: 0 P: 3	R: 0 E: 0 K: 0 S: 4	H: 1 LOB: 1 BB: 0 P: 4	R: 0 E: 0 K: 0 S: 4	H: 1 LOB: 1 BB: 0 P: 4	R: 4 E: 1 K: 0 S: 7	H: 3 LOB: 1 BB: 1 P: 11	R: 3 E: 0 K: 1 S: 9	H: 4 LOB: 1 BB: 0 P: 9	R: 0 E: 0 K: 0 S: 3	H: 0 LOB: 0 BB: 0 P: 3	R: 0 E: 0 K: 2 S: 8	H: 1 LOB: 1 BB: 0 P: 8	R: 0 E: 0 K: 3 S: 9	H: 0 LOB: 0 BB: 0 P: 9	1B: 3 2B: 3 3B: 1 HR: 3	SF: 0 SAC: 0 DP: 0 HBP: 0	WP: 0 PB: 0 SB: 0 CS: 0	PA: 36
PITCHER Bill Lee, L (1, 1) ERA: 3.88	IP: 4.1 WLS: L BF: 22 H: 7 R: 6 ER: 5 SO: 0 BB: 1 IBB: 0 HBP: 0 BLK: 0 WP: 0 HR: 2 S: 21 P: 25 ERA: 10.38 WHIP: 1.846															PITCHER				
Stan Bahnsen, R (5, 1) ERA: 3.29	2.2 WLS: 11 BF: 3 H: 1 R: 1 ER: 1 SO: 3 BB: 0 IBB: 0 HBP: 0 BLK: 0 WP: 0 HR: 1 S: 17 P: 17 ERA: 3.38 WHIP: 1.125																			
David Palmer, R (8, 1) ERA: 3.97	1.0 WLS: 3 BF: 0 H: 0 R: 0 ER: 0 SO: 3 BB: 0 IBB: 0 HBP: 0 BLK: 0 WP: 0 HR: 0 S: 9 P: 9 ERA: 0.00 WHIP: 0.000																			

Montreal Expos @ Cincinnati Reds
Riverfront Stadium, Cincinnati, OH
Sat Jun 09 1979, 7:05 PM EDT
Att: 36,207 - Unknown

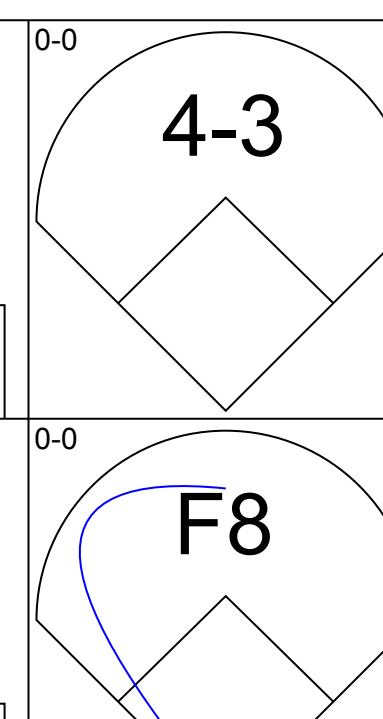
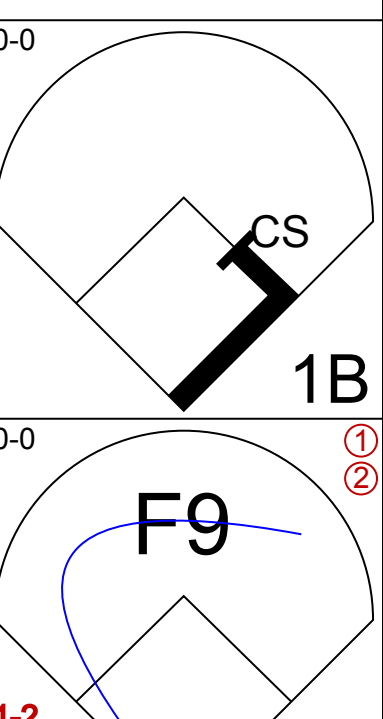
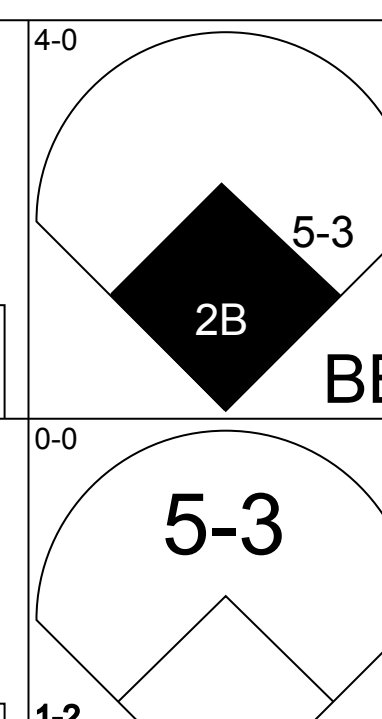
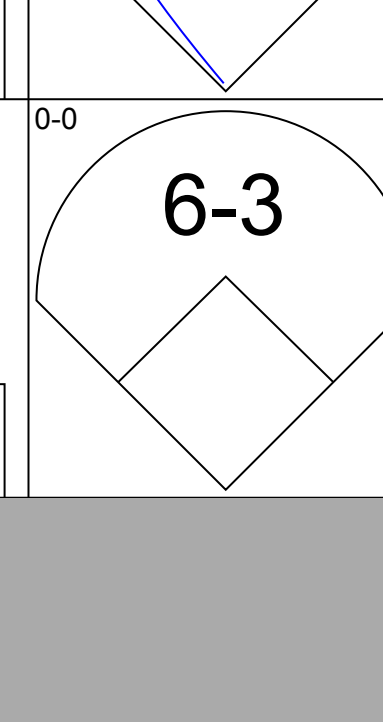
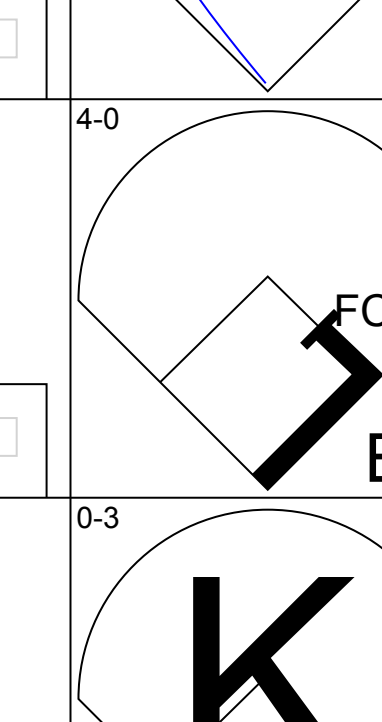
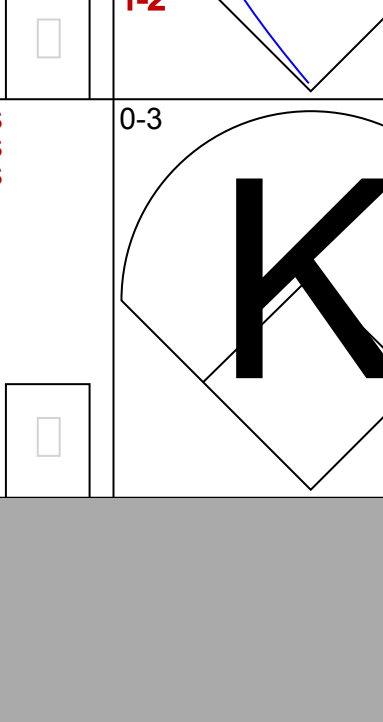
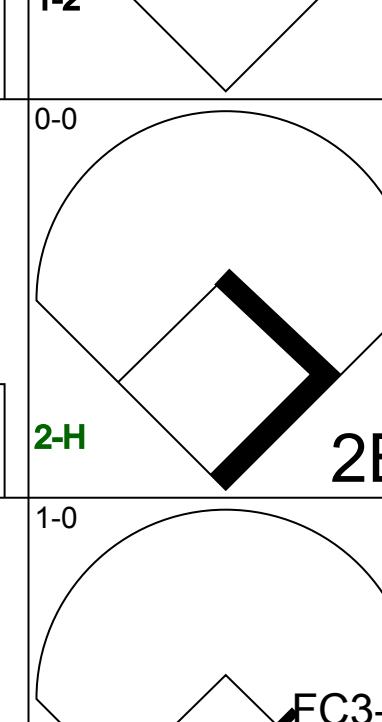

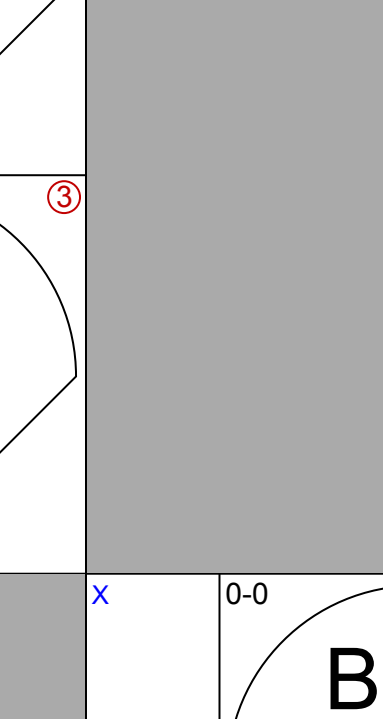

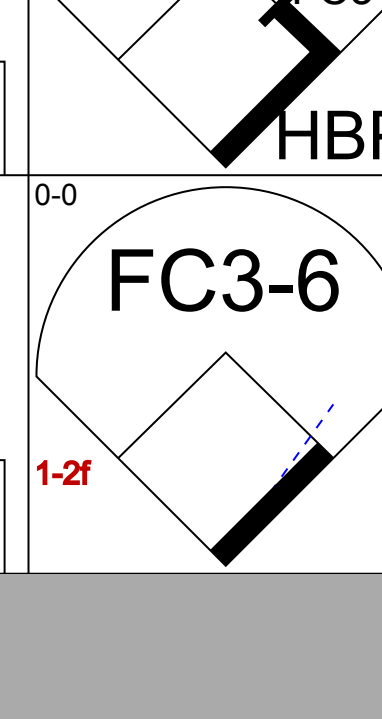
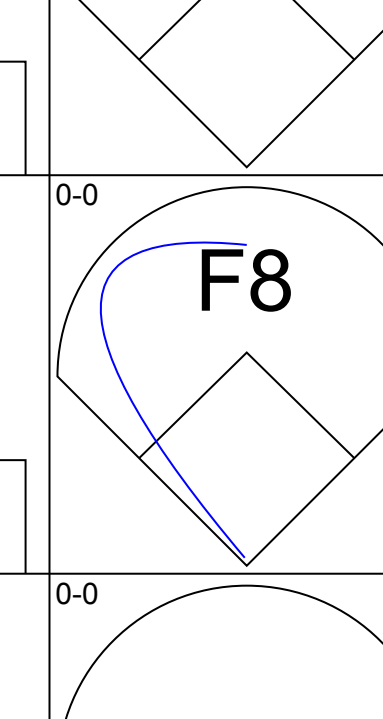
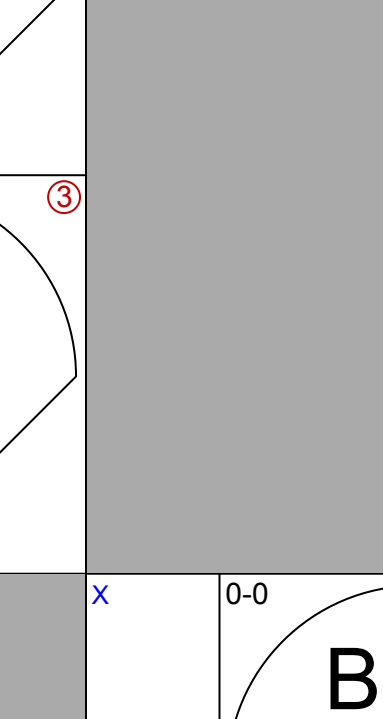
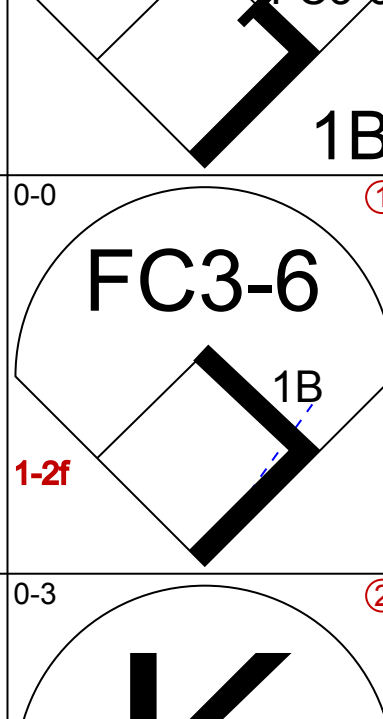
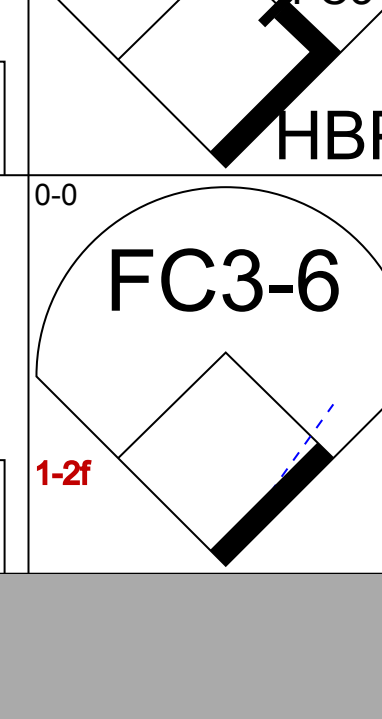
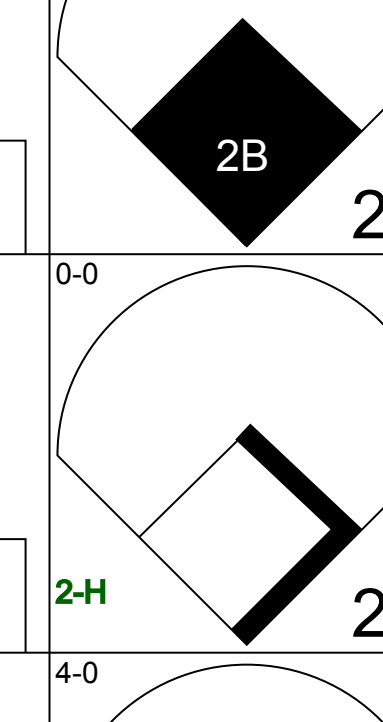

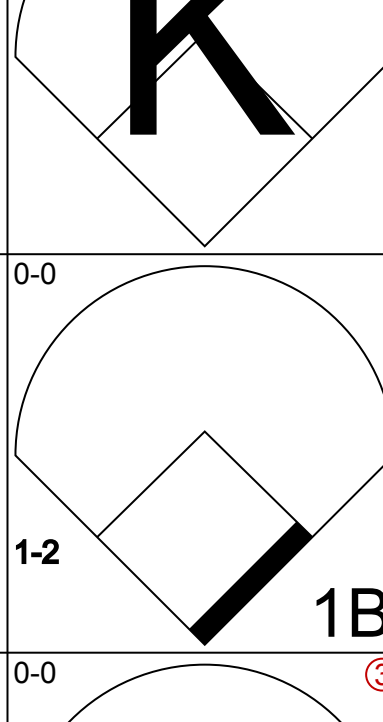

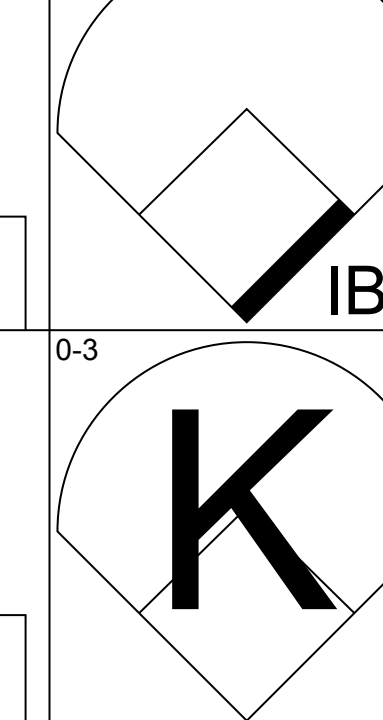
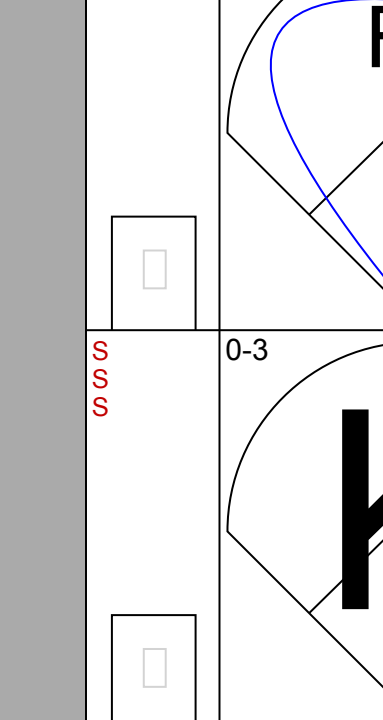
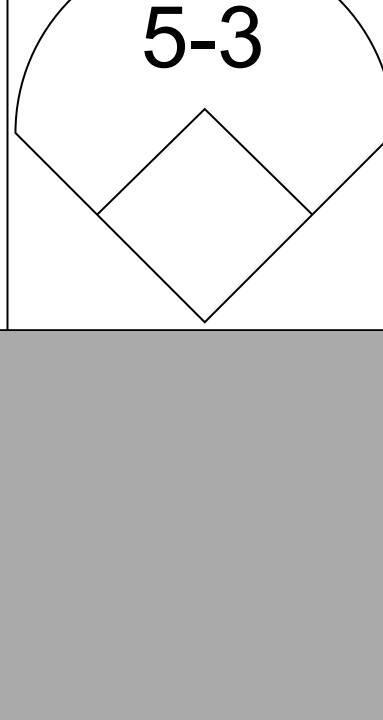
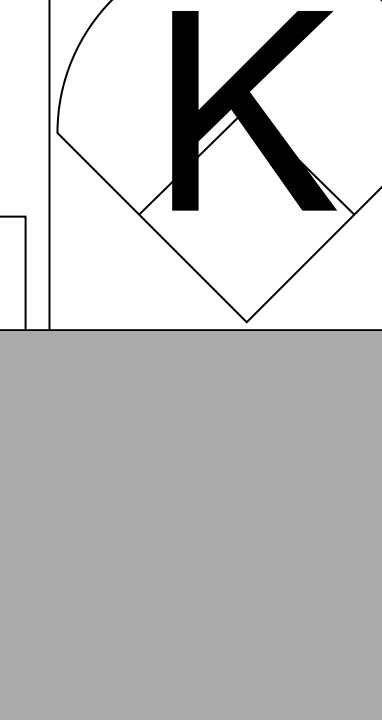
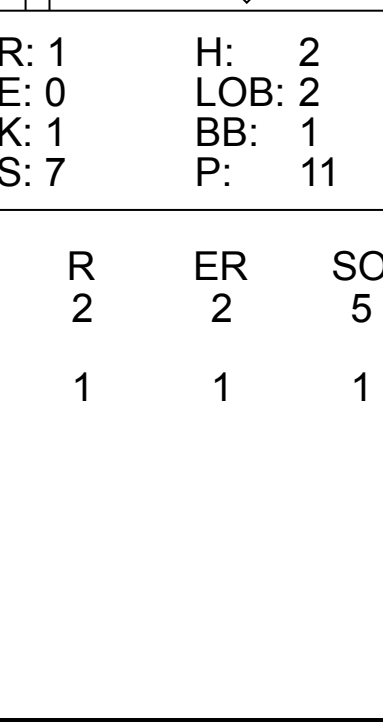
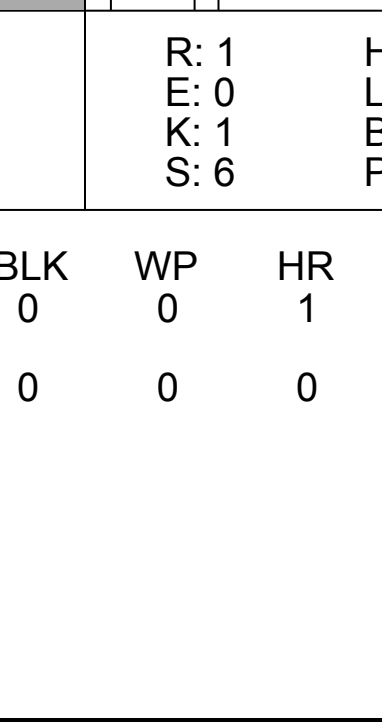
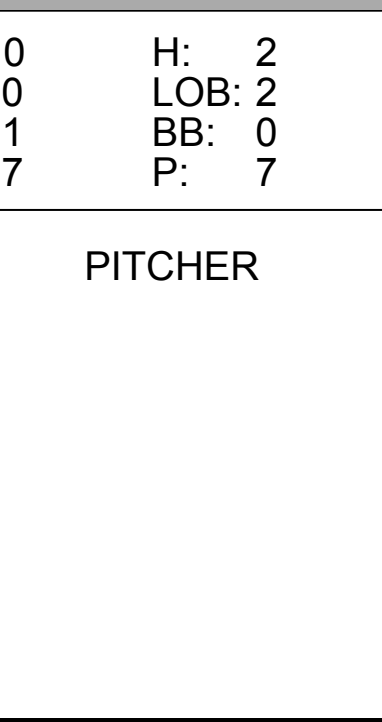
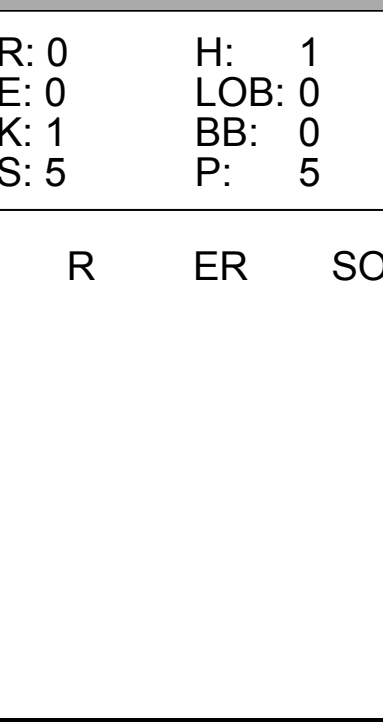
AB	35
R	7
H	10
RBI	7
BB	1
SO	6
LOB	13



Batter	1	2	3	4	5	6	7	8	9	AB	R	H	RBI	BB	SO	LOB	TOP					
Jerry White, S (1, 8) OBP: 0.286, SLG: 0.389										4	0	2	1	0	1	0	Montreal Expos @ Cincinnati Reds Riverfront Stadium, Cincinnati, OH Sun Jun 10 1979, 3:33 AM EDT Att: 31,810 - Unknown					
Rodney Scott, S (1, 4) OBP: 0.305, SLG: 0.263										3	0	1	0	0	1	0						
Tony Perez, R (7, PH) OBP: 0.318, SLG: 0.415										1	0	0	0	0	1	2						
Elias Sosa, R (7, 1) OBP: 0.286, SLG: 0.429										0	0	0	0	0	0	0						
Warren Cromartie, L (1, 7) OBP: 0.330, SLG: 0.459										4	0	0	0	0	2	2						
Elis Valentine, R (1, 9) OBP: 0.301, SLG: 0.396										4	0	0	0	0	1	2						
Tony Solaita, L (1, 3) OBP: 0.500, SLG: 0.586										3	0	0	0	1	1	0						
Larry Parrish, R (1, 5) OBP: 0.353, SLG: 0.450										4	1	2	0	0	2	0						
Jim Mason, L (1, 6) OBP: 0.321, SLG: 0.320										4	1	1	0	0	1	2						
Duffy Dyer, R (1, 2) OBP: 0.316, SLG: 0.353										2	0	0	0	0	0	2						
Gary Carter, R (7, PH) OBP: 0.347, SLG: 0.514										2	0	0	1	0	1	1						
Scott Sanderson, R (1, 1) OBP: 0.160, SLG: 0.200										2	0	0	0	0	2	0						
Tom Hutton, L (7, PH) OBP: 0.391, SLG: 0.316										0	0	0	0	1	0	0						
Dave Cash, R (7, 4) OBP: 0.500, SLG: 0.500										0	0	0	0	0	0	0						
Inning Stats	R: 0 E: 0 K: 3 S: 9	H: 0 LOB: 0 BB: 0 P: 9	R: 0 E: 0 K: 2 S: 7	H: 0 LOB: 0 BB: 0 P: 7	R: 0 E: 0 K: 1 S: 5	H: 0 LOB: 0 BB: 0 P: 5	R: 0 E: 0 K: 0 S: 3	H: 0 LOB: 0 BB: 0 P: 3	R: 0 E: 0 K: 1 S: 6	H: 1 LOB: 2 BB: 0 P: 10	R: 0 E: 0 K: 2 S: 9	H: 2 LOB: 2 BB: 0 P: 9	R: 2 E: 0 K: 1 S: 8	H: 3 LOB: 2 BB: 1 P: 12	R: 0 E: 0 K: 1 S: 5	H: 0 LOB: 0 BB: 0 P: 5	R: 0 E: 0 K: 2 S: 7	H: 0 LOB: 0 BB: 0 P: 7	1B: 5 2B: 1 3B: 0 HR: 0	SF: 0 SAC: 0 DP: 0 HBP: 0	WP: 0 PB: 0 SB: 0 CS: 0	PA: 35
PITCHER	IP	WLS	BF	H	R	ER	SO	BB	IBB	HBP	BLK	WP	HR	S	P	ERA	WHIP					
Paul Moskau, R (1, 1) ERA: 2.94	6.1		25	5	2	2	9	1	0	0	0	0	0	42	46	2.84	0.947					
Tom Hume, R (7, 1) ERA: 3.99	0.2	W	4	1	0	0	1	1	0	0	0	0	0	5	9	0.00	3.000					
Doug Bair, R (8, 1) ERA: 3.09	2.0	S	6	0	0	0	3	0	0	0	0	0	0	12	12	0.00	0.000					

AB	33
R	2
H	6
RBI	2
BB	2
SO	13
LOB	11



Batter	1	2	3	4	5	6	7	8	9	AB	R	H	RBI	BB	SO	LOB	BOTTOM				
Ken Griffey, L (1, 9) OBP: 0.345, SLG: 0.436										3	1	2	0	1	0	0	Montreal Expos @ Cincinnati Reds Riverfront Stadium, Cincinnati, OH Sun Jun 10 1979, 3:33 AM EDT Att: 31,810 - Unknown				
Junior Kennedy, R (1, 4) OBP: 0.320, SLG: 0.295										4	0	0	0	0	3						
Dave Concepcion, R (1, 6) OBP: 0.360, SLG: 0.454										3	0	1	1	1	1	0					
George Foster, R (1, 7) OBP: 0.407, SLG: 0.598										3	0	1	0	0	1	2					
Dan Driessen, L (1, 3) OBP: 0.349, SLG: 0.511										4	0	0	0	0	0	5					
Ray Knight, R (1, 5) OBP: 0.384, SLG: 0.396										4	1	2	0	0	1	1					
Cesar Geronimo, L (1, 8) OBP: 0.313, SLG: 0.395										4	1	3	2	0	0	1					
Vic Correll, R (1, 2) OBP: 0.380, SLG: 0.455										3	0	0	0	1	1	2					
Paul Moskau, R (1, 1) OBP: 0.040, SLG: 0.042										2	0	0	0	0	2	2					
Tom Hume, R (7, 1) OBP: 0.214, SLG: 0.222										0	0	0	0	0	0	0					
Dave Collins, S (7, PH) OBP: 0.397, SLG: 0.443										1	0	0	0	0	0	0					
Doug Bair, R (8, 1) ERA: 1.69										0	0	0	0	0	0	0					
Inning Stats	R: 0 E: 0 K: 0 S: 3	H: 0 LOB: 0 BB: 0 P: 3	R: 1 E: 0 K: 1 S: 7	H: 2 LOB: 2 BB: 1 P: 11	R: 0 E: 0 K: 1 S: 6	H: 1 LOB: 2 BB: 1 P: 10	R: 1 E: 0 K: 1 S: 6	H: 1 LOB: 0 BB: 0 P: 6	R: 0 E: 0 K: 1 S: 5	H: 1 LOB: 0 BB: 0 P: 5	R: 0 E: 0 K: 1 S: 7	H: 2 LOB: 2 BB: 0 P: 7	R: 1 E: 0 K: 0 S: 4	H: 1 LOB: 2 BB: 1 P: 9	R: 0 E: 0 K: 1 S: 5	H: 1 LOB: 0 BB: 0 P: 5	1B: 4 2B: 4 3B: 0 HR: 1	SF: 0 SAC: 0 DP: 1 HBP: 1	WP: 0 PB: 0 SB: 0 CS: 1	PA: 35	
PITCHER	IP	WLS	BF	H	R	ER	SO	BB	IBB	HBP	BLK	WP	HR	S	P	ERA	WHIP				
Scott Sanderson, R (1, 1) ERA: 3.19	6.0		26	7	2	2	5	1	0	0	0	0	0	34	42	3.00	1.333				
Elias Sosa, R (7, 1) ERA: 1.69	2.0	L	9	2	1	1	1	1	0	1	0	0	0	9	14	4.50	1.500				

AB	31
R	3
H	9
RBI	3
BB	3
SO	6
LOB	16



Batter	1	2	3	4	5	6	7	8	9	10	11	AB	R	H	RBI	BB	SO	LOB	TOP			
Jerry Royster, R OBP: 0.359, SLG: 0.363 (1.4)	5-3	1-3		1B		K			K		SH1-4 1B	6	0	2	1	0	2	2				
Gary Matthews, R OBP: 0.373, SLG: 0.540 (1.9)	2B		3B	5-3			F8		BB		SH1-4	4	2	2	0	1	0	1				
Bob Horner, R OBP: 0.398, SLG: 0.615 (1.5)	2B		F5			K	5-3		L8		F8	6	0	1	1	0	1	3				
Jeff Burroughs, R OBP: 0.335, SLG: 0.338 (1.7)	F9		SF7	3B		5-3			F7		BB	4	1	1	1	2	0	2				
Barry Bonnell, R OBP: 0.307, SLG: 0.455 (1.8)	5-3		SF7			BB	K				F6	4	0	0	1	1	1	4				
Biff Pocoroba, S OBP: 0.500, SLG: 0.625 Rowland Office, L OBP: 0.342, SLG: 0.364 Joe Nolan, L OBP: 0.386, SLG: 0.333 (1.2)		G1	F2			F5			4-3		1B FC3-2	4	1	1	0	1	0	1				
Pepe Frias, R OBP: 0.296, SLG: 0.343 (1.6)		G1				SH5-4 1B			F7		FC3-2	4	1	2	0	1	0	1				
Mike Lum, L OBP: 0.288, SLG: 0.331 (1.3)		5-3		K		SH5-4					FC3-2	3	0	0	0	1	1	5				
Tony Brizzolara, R Bo McCaughlin, R Charlie Seaton, R Tom Hutton, L Dan Schatzeder, L Gene Garber, R Gene Garber, R Craig Skok, L Adrian Devine, R (1.1)		E1		6-3		K			K		K	2	0	0	0	0	0	1				
Inning Stats	R: 1 E: 0 K: 0 S: 5	H: 2 LOB: 1 BB: 0 P: 5	R: 1 E: 1 K: 0 S: 4	H: 0 LOB: 1 BB: 1 P: 8	R: 2 E: 0 K: 0 S: 5	H: 2 LOB: 0 BB: 0 P: 5	R: 1 E: 0 K: 1 S: 7	H: 2 LOB: 1 BB: 0 P: 7	R: 0 E: 0 K: 2 S: 7	H: 0 LOB: 1 BB: 1 P: 11	R: 0 E: 0 K: 1 S: 5	H: 0 LOB: 1 BB: 1 P: 9	R: 0 E: 0 K: 1 S: 5	H: 0 LOB: 1 BB: 1 P: 9	R: 0 E: 0 K: 1 S: 7	H: 2 LOB: 0 BB: 0 P: 7	R: 0 E: 0 K: 0 S: 4	H: 1 LOB: 2 BB: 1 P: 8	1B: 5 2B: 3 3B: 1 HR: 0	SF: 1 SAC: 0 DP: 0 HBP: 0	WP: 0 PB: 0 SB: 1 CS: 0	PA: 50
PITCHER	IP ERA WLS BF H R ER SO BB IBB HBP BLK WP HR S P ERA WHIP	IP ERA WLS BF H R ER SO BB IBB HBP BLK WP HR S P ERA WHIP	IP ERA WLS BF H R ER SO BB IBB HBP BLK WP HR S P ERA WHIP	IP ERA WLS BF H R ER SO BB IBB HBP BLK WP HR S P ERA WHIP	IP ERA WLS BF H R ER SO BB IBB HBP BLK WP HR S P ERA WHIP	IP ERA WLS BF H R ER SO BB IBB HBP BLK WP HR S P ERA WHIP	IP ERA WLS BF H R ER SO BB IBB HBP BLK WP HR S P ERA WHIP	IP ERA WLS BF H R ER SO BB IBB HBP BLK WP HR S P ERA WHIP	IP ERA WLS BF H R ER SO BB IBB HBP BLK WP HR S P ERA WHIP	IP ERA WLS BF H R ER SO BB IBB HBP BLK WP HR S P ERA WHIP	IP ERA WLS BF H R ER SO BB IBB HBP BLK WP HR S P ERA WHIP	IP ERA WLS BF H R ER SO BB IBB HBP BLK WP HR S P ERA WHIP	IP ERA WLS BF H R ER SO BB IBB HBP BLK WP HR S P ERA WHIP	IP ERA WLS BF H R ER SO BB IBB HBP BLK WP HR S P ERA WHIP	IP ERA WLS BF H R ER SO BB IBB HBP BLK WP HR S P ERA WHIP	IP ERA WLS BF H R ER SO BB IBB HBP BLK WP HR S P ERA WHIP	IP ERA WLS BF H R ER SO BB IBB HBP BLK WP HR S P ERA WHIP	IP ERA WLS BF H R ER SO BB IBB HBP BLK WP HR S P ERA WHIP	IP ERA WLS BF H R ER SO BB IBB HBP BLK WP HR S P ERA WHIP			
Ross Grimsley, L ERA: 4.82 Stan Bahnsen, R ERA: 3.23 Dan Schatzeder, L ERA: 2.24 Woodie Fryman, L ERA: 1.69 (1.1)	3.0	2.0	6.0	2.0	2.0	0.0	0.0	0.0	0.0	0.0	0.0	5.0	0.0	0.0	0.0	0.0	0.0	0.0	0.0			

Atlanta Braves @ Montreal Expos
Olympic Stadium, Montreal, QB
Mon Jun 11 1979, 7:05 PM EDT
Att: 10,267 - Unknown

AB 40
R 5
H 9
RBI 4
BB 7
SO 8
LOB 24

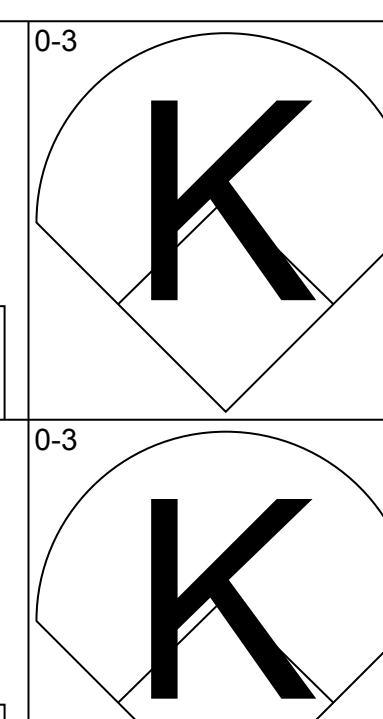
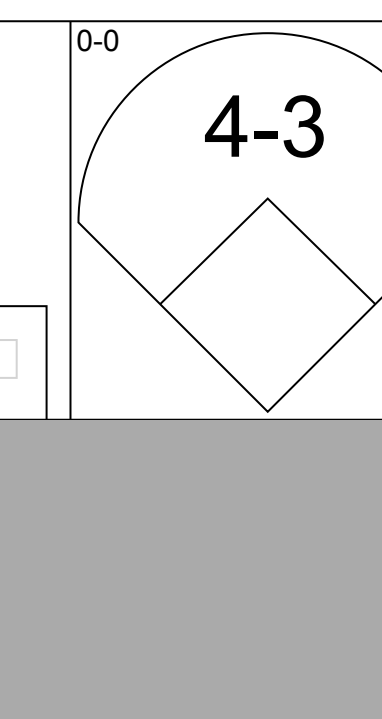
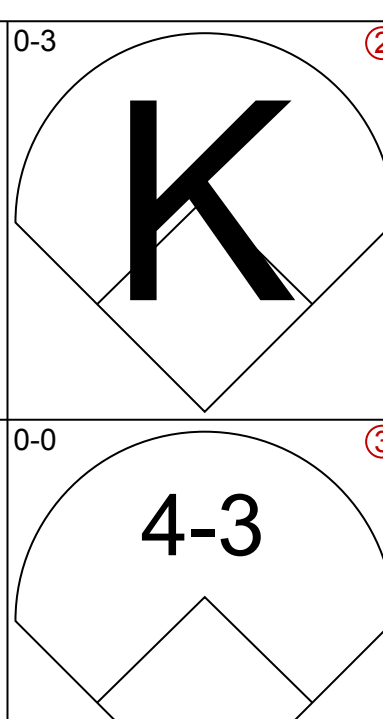
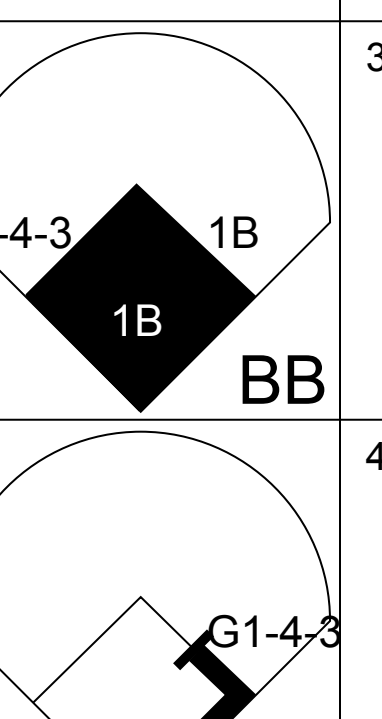
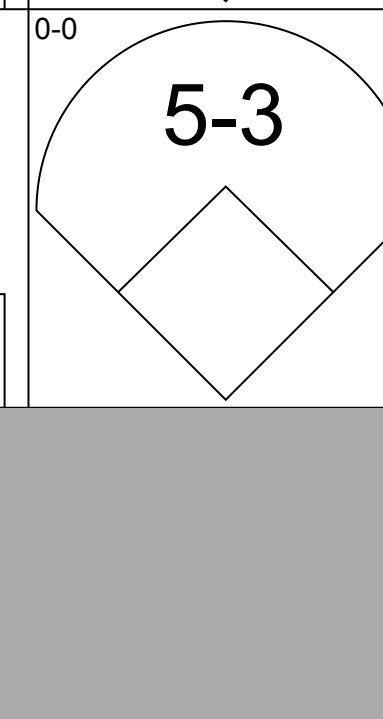


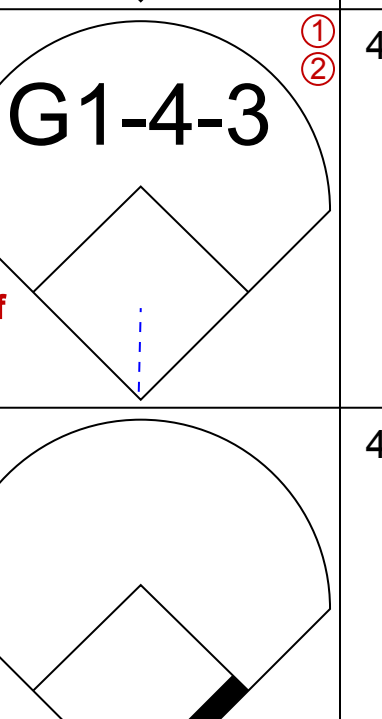

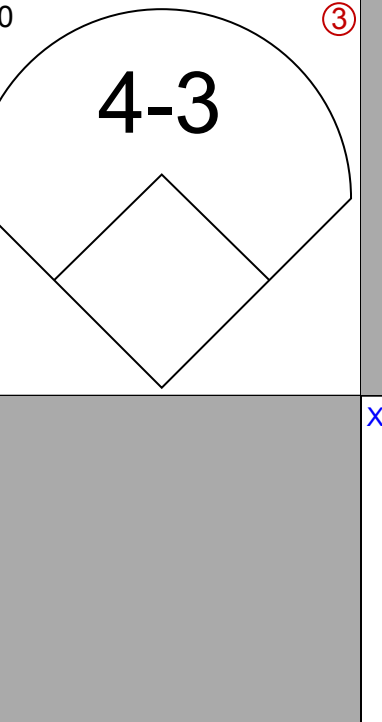
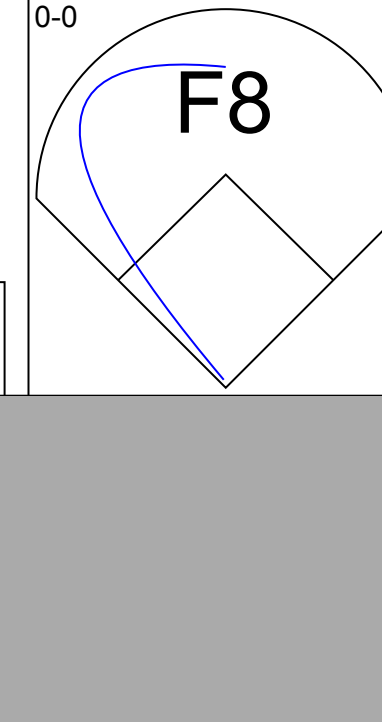
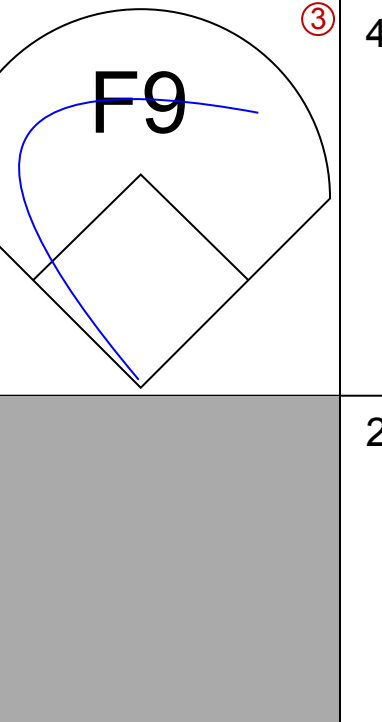
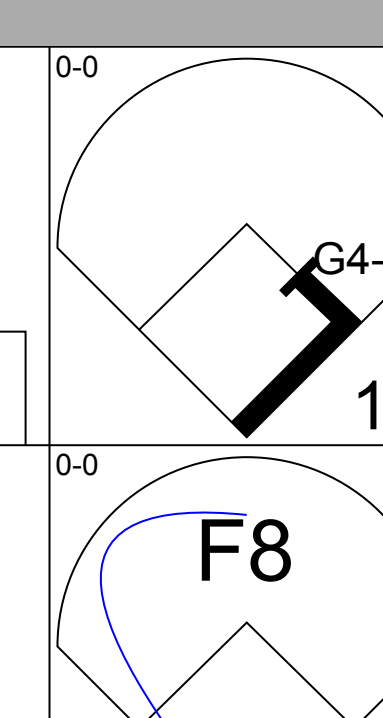
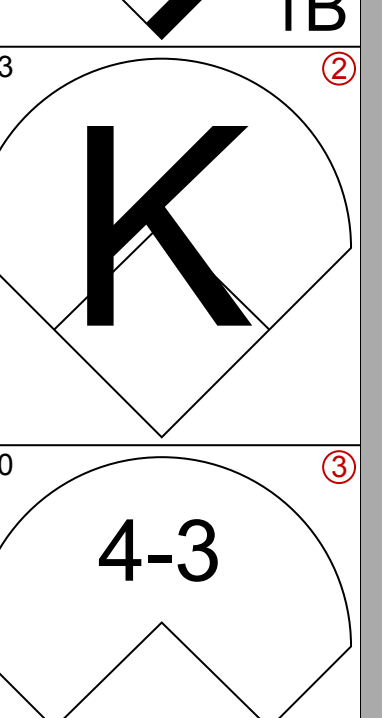
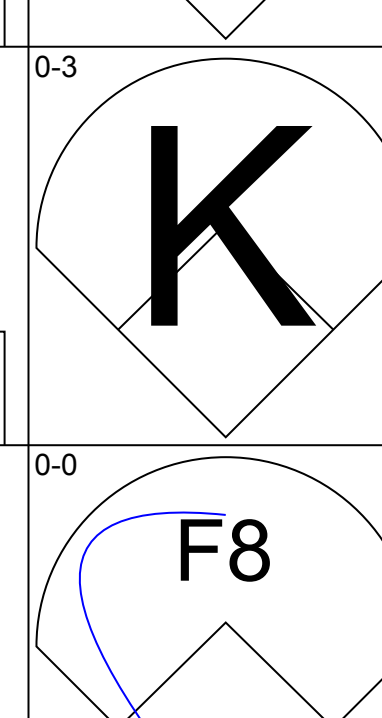
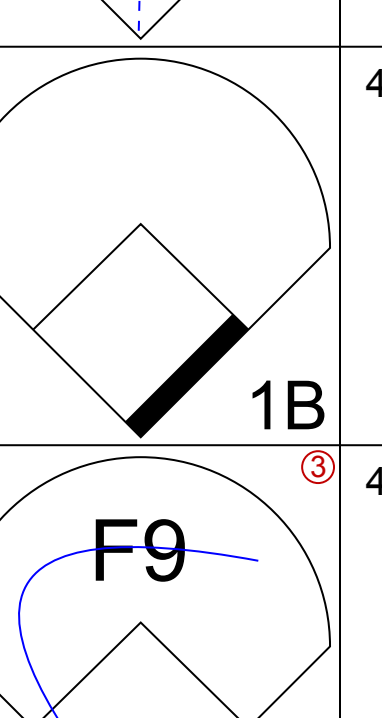
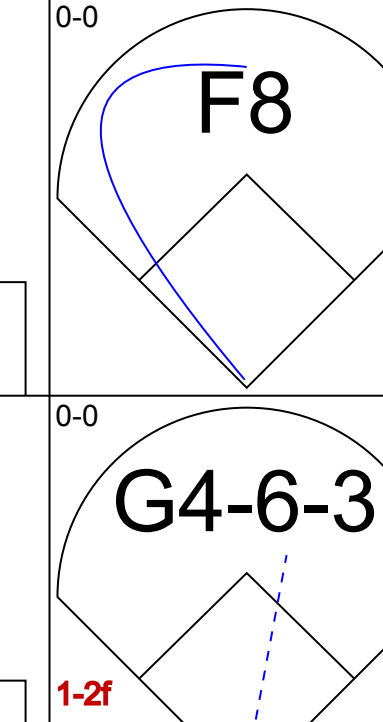
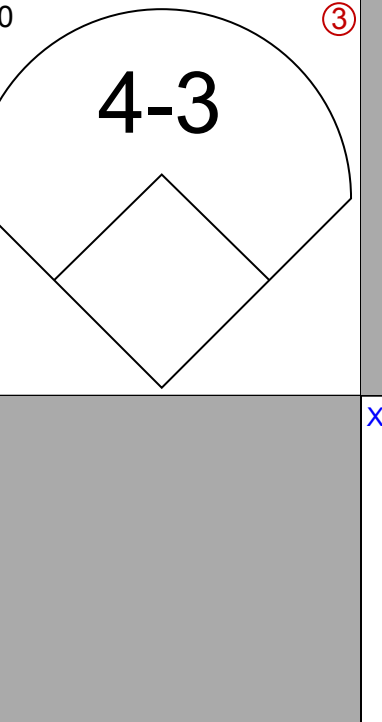
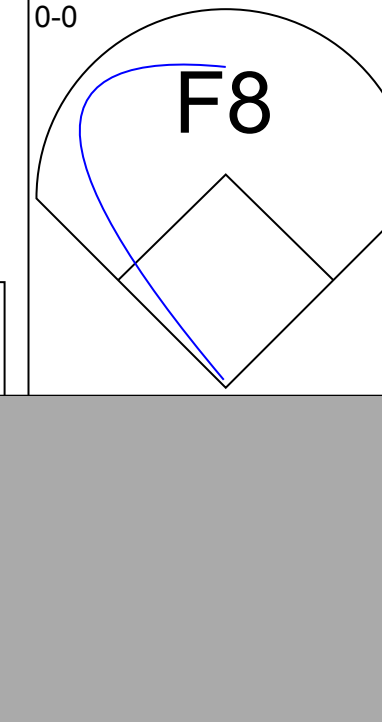
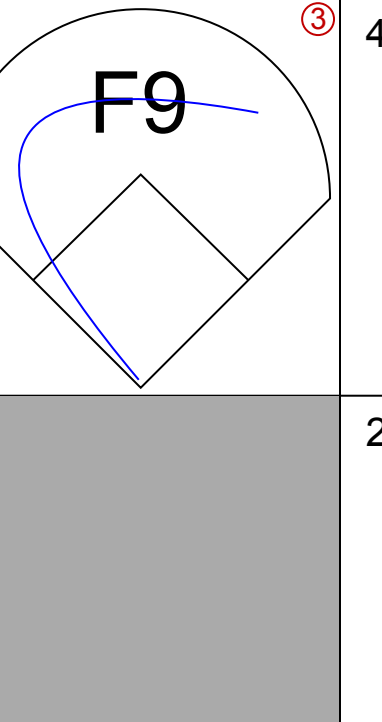

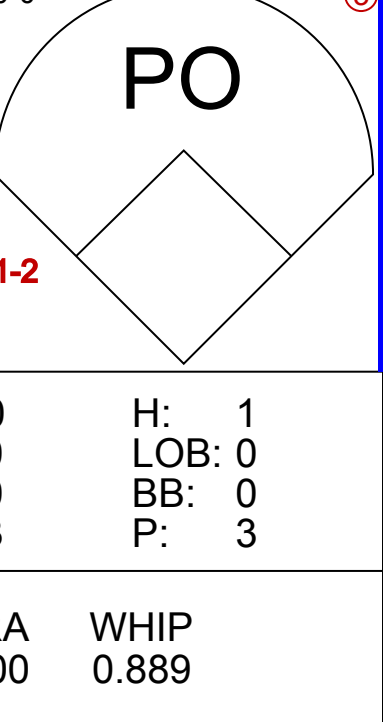
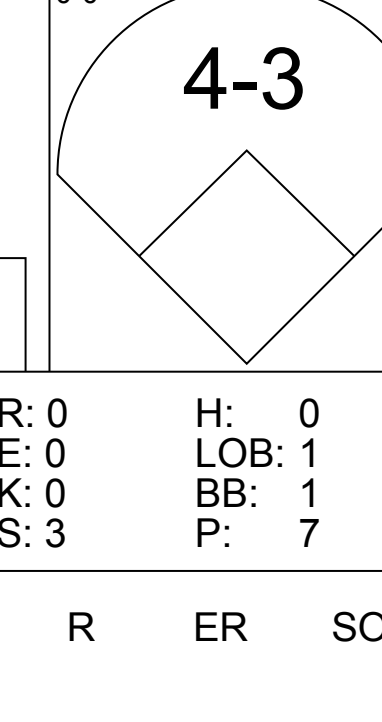
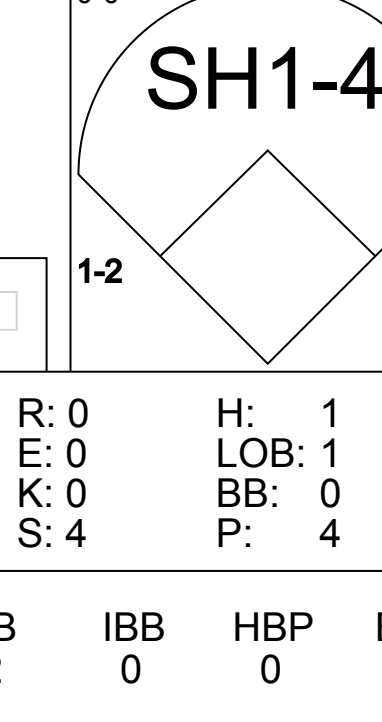
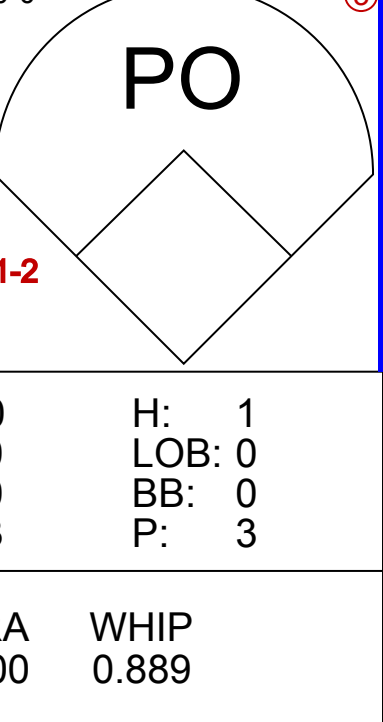
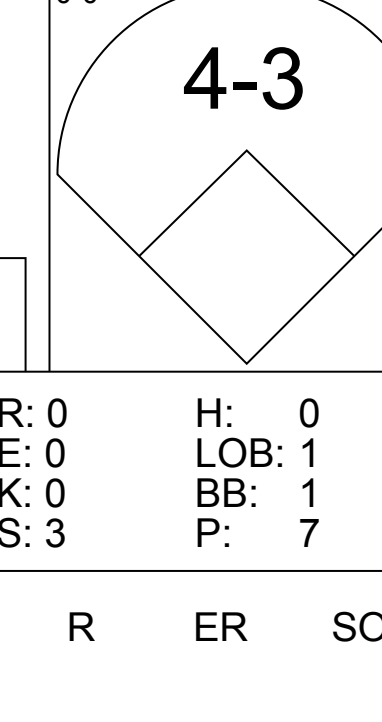
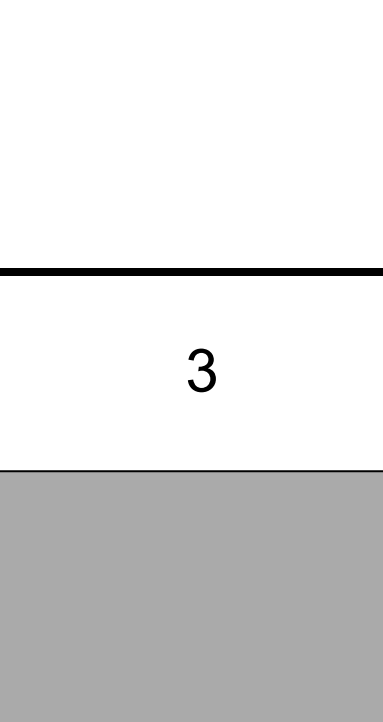
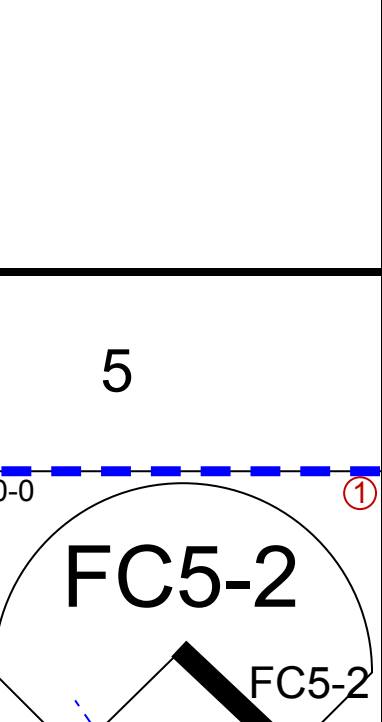
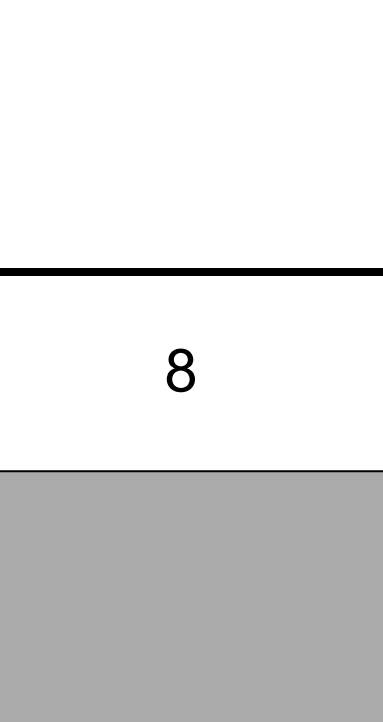
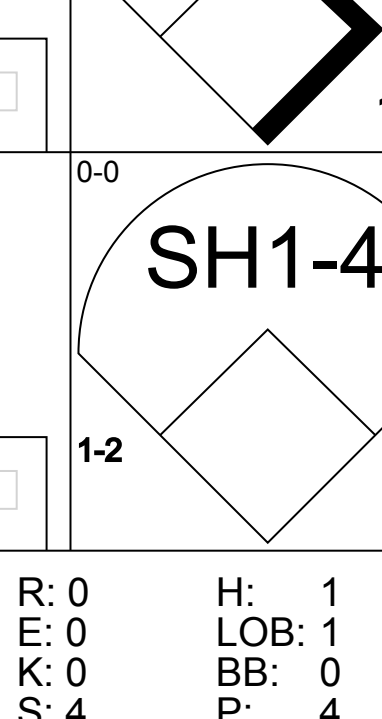
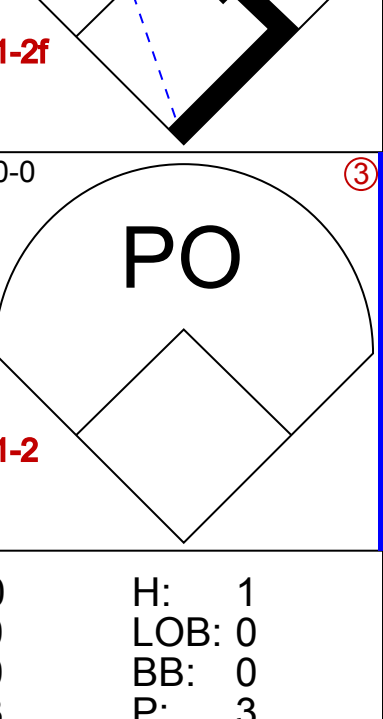
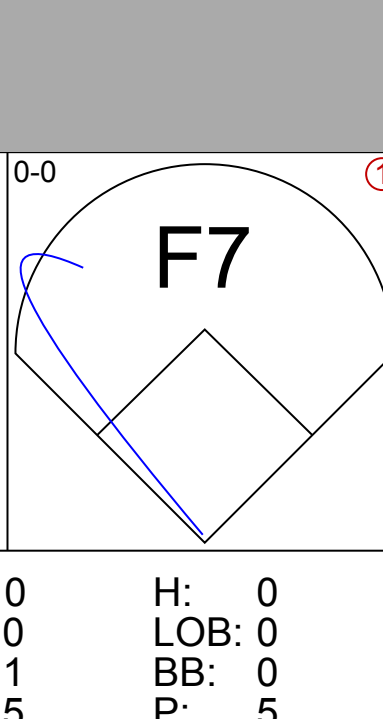
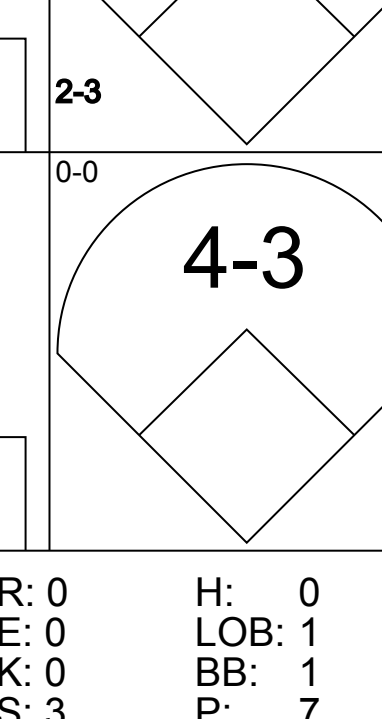


Batter	1	2	3	4	5	6	7	8	9	10	11	AB	R	H	RBI	BB	SO	LOB	BOTTOM			
Andre Dawson, R OBP: 0.297, SLG: 0.495 (1.8)	F6	K		K			5-3		F8		BB IBB	5	0	0	0	1	2	2				
Rodney Scott, S OBP: 0.305, SLG: 0.282 (1.4)	2B	1B	F4	K			F6		G3		BB	5	1	1	1	1	1	2				
Warren Cromartie, L OBP: 0.332, SLG: 0.462 (1.7)	2B	2B	4-3	F6			G3				1B	5	1	2	0	0	0	2				
Tony Perez, R OBP: 0.320, SLG: 0.431 (1.3)	1B	WP	E5			6-3			3B		F8	5	1	2	2	0	0	1				
Gary Carter, R OBP: 0.343, SLG: 0.506 (1.2)	WP	1B				5-3			4-3		F7	5	0	1	0	0	0	3				
Ellis Valentine, R OBP: 0.303, SLG: 0.401 (1.9)	F6			1B			E5		F3		E BB	5	2	2	0	0	0	2				
Larry Parrish, R OBP: 0.349, SLG: 0.443 (1.5)	K			1B		CS	1-3		F2		F8	5	1	1	1	0	1	3				
Chris Speier, R OBP: 0.326, SLG: 0.321 (1.6)		6-3		1B			K		F6		F6	5	0	1	0	0	1	1				
Ross Grimsley, L Stan Bahnsen, R Tom Hutton, L Dan Schatzeder, L Tony Brizzolara, R Woodie Fryman, R Dave Cash, R (1.1)		6-3		1B			K		K		E9 BB IBB	1	0	0	0	0	0	0				
Inning Stats	R: 3 E: 0 K: 1 S: 9	H: 4 LOB: 1 BB: 0 P: 9	R: 0 E: 0 K: 1 S: 5	H: 0 LOB: 0 BB: 0 P: 5	R: 0 E: 1 K: 0 S: 4	H: 0 LOB: 0 BB: 0 P: 4	R: 2 E: 0 K: 2 S: 11	H: 4 LOB: 2 BB: 0 P: 11	R: 0 E: 0 K: 0 S: 3	H: 0 LOB: 0 BB: 0 P: 3	R: 0 E: 0 K: 0 S: 4	H: 1 LOB: 1 BB: 0 P: 4	R: 0 E: 0 K: 0 S: 5	H: 0 LOB: 0 BB: 0 P: 5	R: 0 E: 0 K: 0 S: 4	H: 1 LOB: 1 BB: 0 P: 4	R: 1 E: 1 K: 0 S: 4	H: 2 LOB: 3 BB: 2 P: 12	1B: 8 2B: 3 3B: 1 HR: 0	SF: 0 SAC: 0 DP: 0 HBP: 0	WP: 1 PB: 0 SB: 0 CS: 1	PA: 48
PITCHER	IP ERA WLS BF H R ER SO BB IBB HBP BLK WP HR S P ERA WHIP	IP ERA WLS BF H R ER SO BB IBB HBP BLK WP HR S P ERA WHIP	IP ERA WLS BF H R ER SO BB IBB HBP BLK WP HR S P ERA WHIP	IP ERA WLS BF H R ER SO BB IBB HBP BLK WP HR S P ERA WHIP	IP ERA WLS BF H R ER SO BB IBB HBP BLK WP HR S P ERA WHIP	IP ERA WLS BF H R ER SO BB IBB HBP BLK WP HR S P ERA WHIP	IP ERA WLS BF H R ER SO BB IBB HBP BLK WP HR S P ERA WHIP	IP ERA WLS BF H R ER SO BB IBB HBP BLK WP HR S P ERA WHIP	IP ERA WLS BF H R ER SO BB IBB HBP BLK WP HR S P ERA WHIP	IP ERA WLS BF H R ER SO BB IBB HBP BLK WP HR S P ERA WHIP	IP ERA WLS BF H R ER SO BB IBB HBP BLK WP HR S P ERA WHIP	IP ERA WLS BF H R ER SO BB IBB HBP BLK WP HR S P ERA WHIP	IP ERA WLS BF H R ER SO BB IBB HBP BLK WP HR S P ERA WHIP	IP ERA WLS BF H R ER SO BB IBB HBP BLK WP HR S P ERA WHIP	IP ERA WLS BF H R ER SO BB IBB HBP BLK WP HR S P ERA WHIP	IP ERA WLS BF H R ER SO BB IBB HBP BLK WP HR S P ERA WHIP	IP ERA WLS BF H R ER SO BB IBB HBP BLK WP HR S P ERA WHIP	IP ERA WLS BF H R ER SO BB IBB HBP BLK WP HR S P ERA WHIP	IP ERA WLS BF H R ER SO BB IBB HBP BLK WP HR S P ERA WHIP			
Tony Brizzolara, R ERA: 6.16 Bo McLaughlin, R ERA: 5.34 Joey McLaughlin, R ERA: 5.34 Gene Garber, R ERA: 3.63 Craig Skok, L ERA: 5.53 (1.1)	3.0	2.0	2.0	2.0	2.0	0.0	0.0	0.0	0.0	0.0	0.0	15.0	0.0	0.0	0.0	0.0	0.0	0.0				

Atlanta Braves @ Montreal Expos
Olympic Stadium, Montreal, QB
Mon Jun 11 1979, 7:05 PM EDT
Att: 10,267 - Unknown

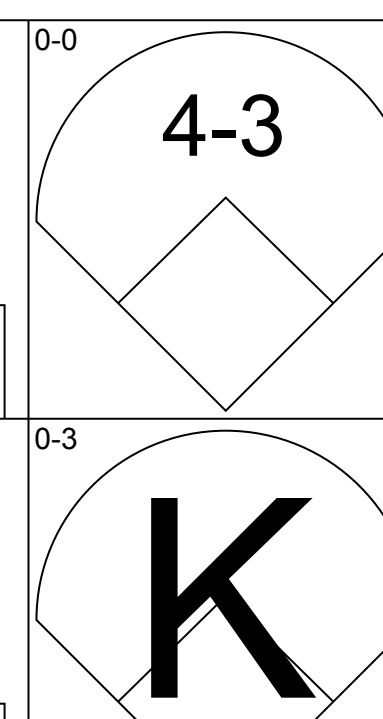
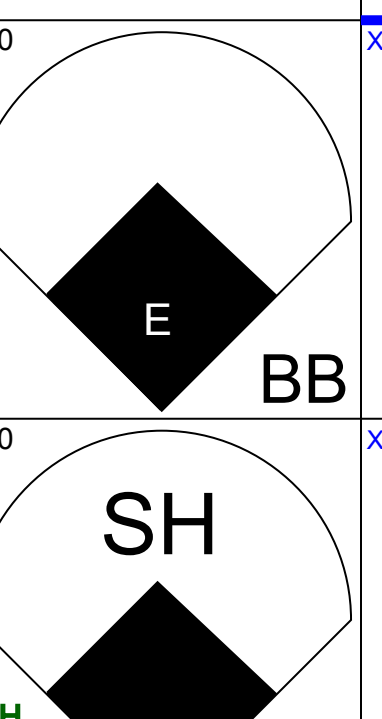

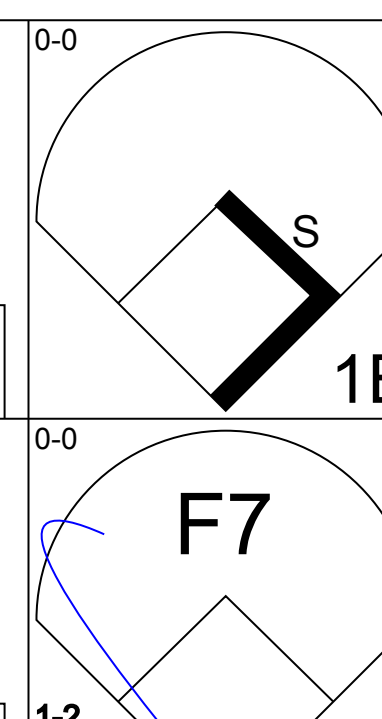
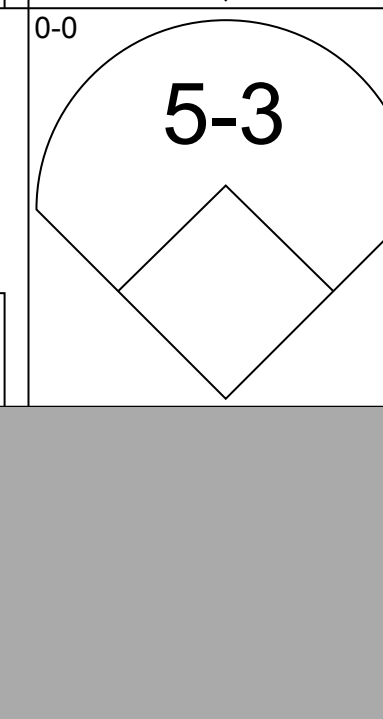
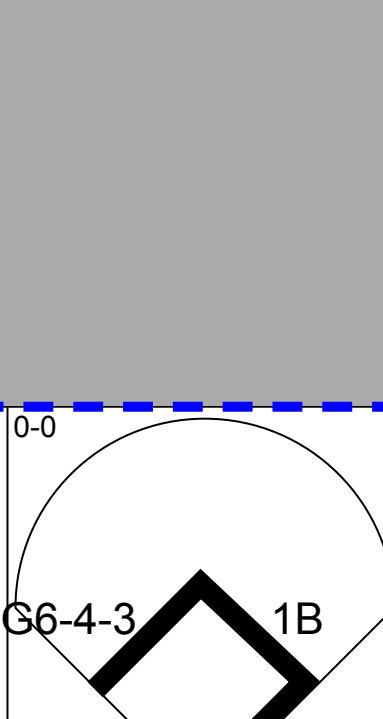
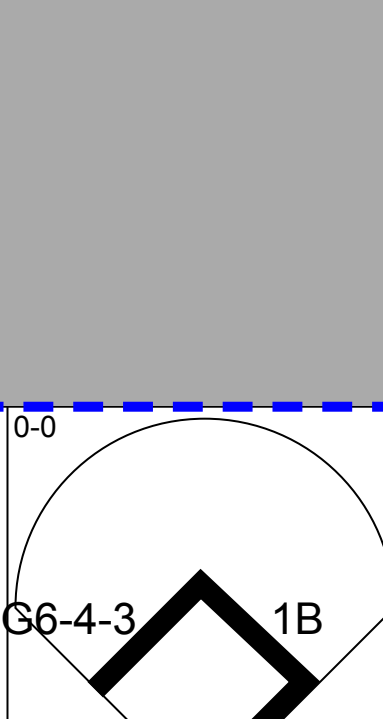


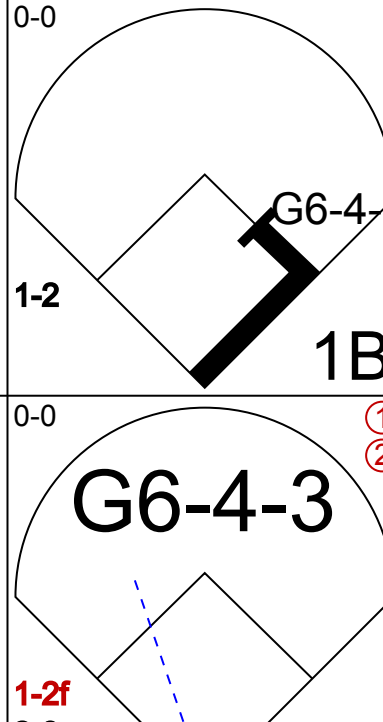
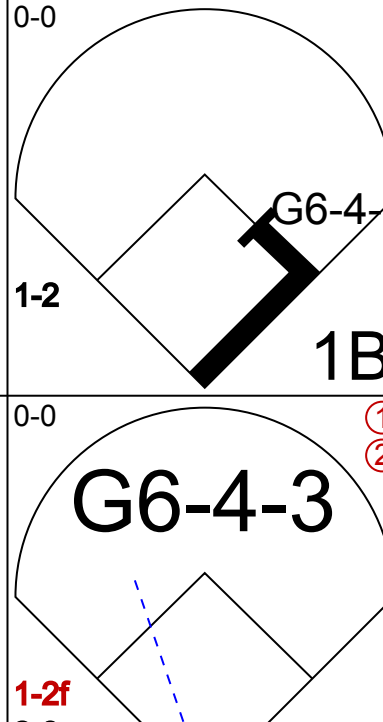
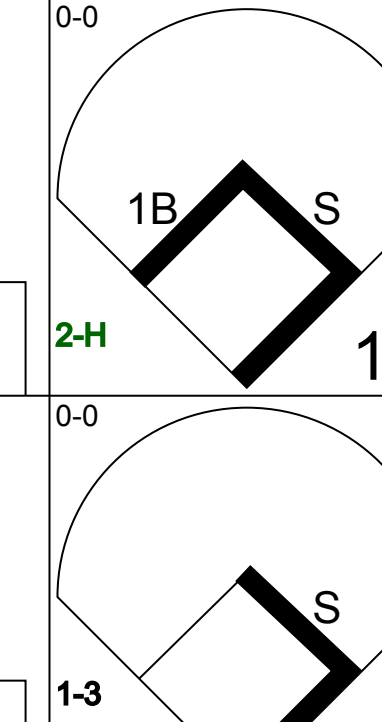
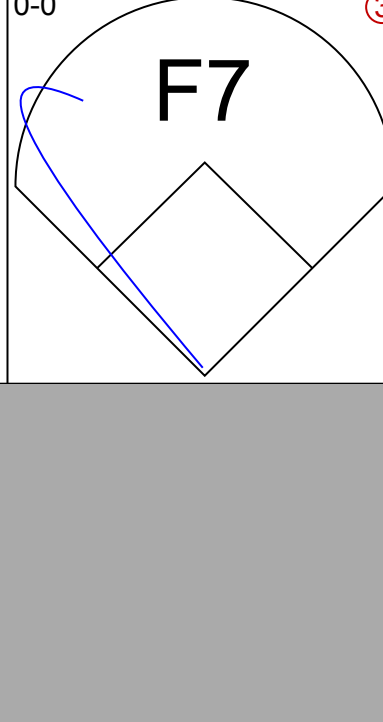
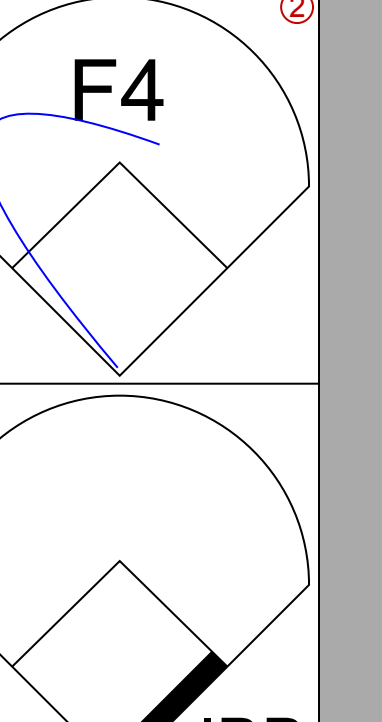
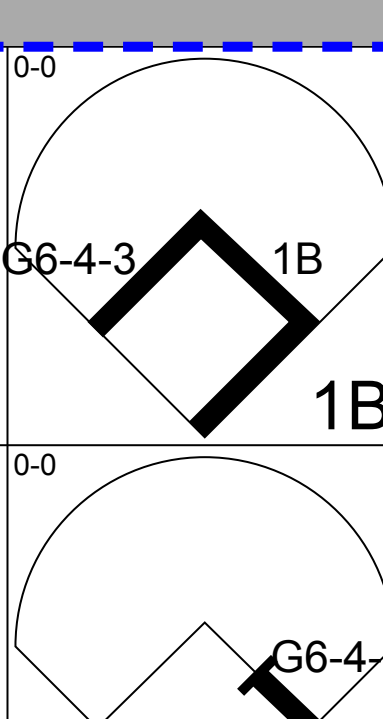
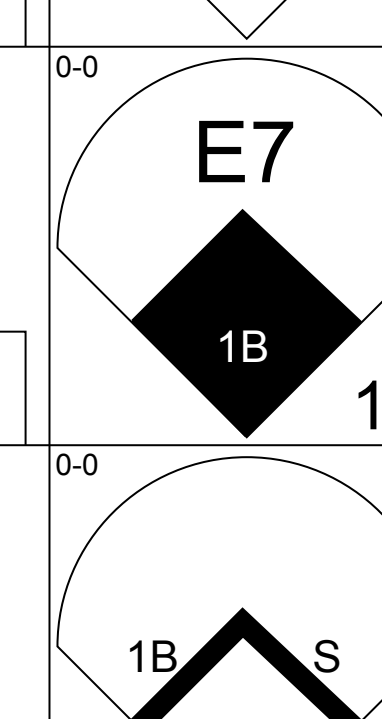

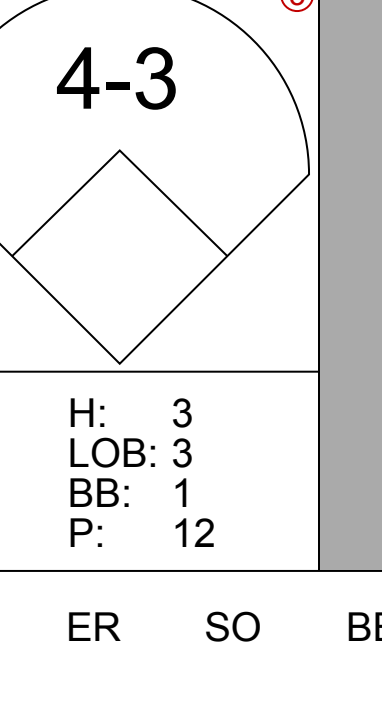
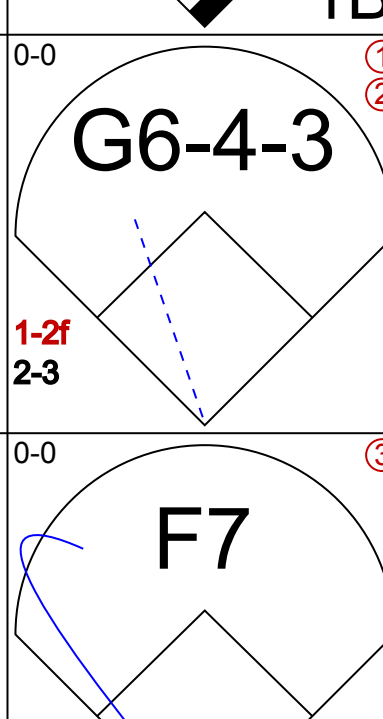
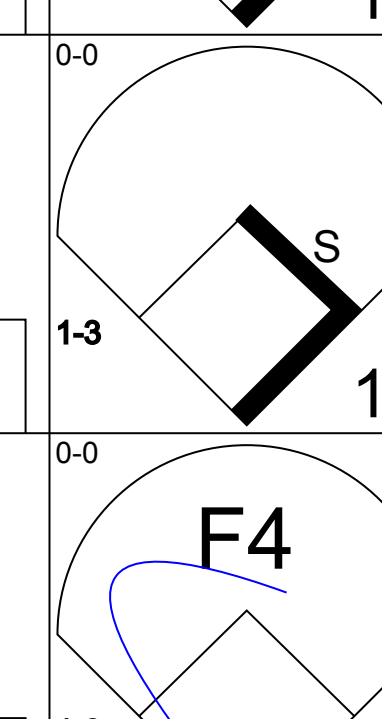


AB 45
R 6
H 12
RBI 5
BB 2
SO 7
LOB 16



Batter	1	2	3	4	5	6	7	8	9	AB	R	H	RBI	BB	SO	LOB	TOP							
Jerry Royster, R OBP: 0.397, SLG: 0.358 (1, 4)										3	1	0	0	1	2	1	Atlanta Braves @ Montreal Expos Olympic Stadium, Montreal, QB Wed Jun 13 1979, 7:05 PM EDT Att: 11,970 - Unknown							
Gary Matthews, R OBP: 0.371, SLG: 0.536 (1, 9)										4	0	1	0	0	1	0								
Bob Homer, R OBP: 0.355, SLG: 0.600 (1, 5)										4	0	1	0	0	1	2								
Jeff Burroughs, R OBP: 0.337, SLG: 0.341 (1, 7)										4	0	2	1	0	2	1								
Joe Nolan, L OBP: 0.365, SLG: 0.302 (1, 2)										4	0	0	0	0	0	3								
Mike Lum, L OBP: 0.289, SLG: 0.326 (1, 3)										2	0	0	0	1	0	1								
Rowland Office, L OBP: 0.342, SLG: 0.362 (1, 8)										3	0	1	0	0	0	1								
Pepe Frias, R OBP: 0.297, SLG: 0.343 (1, 6)										3	0	1	0	0	0	2								
Rick Matula, R OBP: 0.265, SLG: 0.550 (5, 1)										0	0	0	0	0	0	0								
Craig Skok, R OBP: 0.312, SLG: 0.310 (5, 1)										0	0	0	0	0	0	0								
Adrian Devine, R OBP: 0.285, SLG: 0.310 (5, 1)										0	0	0	0	0	0	0								
Brian Asselstine, L OBP: 0.265, SLG: 0.310 (5, 1)										0	0	0	0	0	0	0								
Joey McLaughlin, R OBP: 0.265, SLG: 0.310 (5, 1)										0	0	0	0	0	0	0								
Bo McLaughlin, R OBP: 0.265, SLG: 0.310 (5, 1)										0	0	0	0	0	0	0								
Inning Stats	R: 0 E: 0 K: 2 S: 7	H: 0 LOB: 0 BB: 0 P: 7	R: 0 E: 0 K: 0 S: 3	H: 1 LOB: 0 BB: 0 P: 3	R: 0 E: 0 K: 0 S: 4	H: 1 LOB: 1 BB: 0 P: 4	R: 0 E: 0 K: 1 S: 6	H: 1 LOB: 1 BB: 0 P: 6	R: 0 E: 0 K: 0 S: 3	H: 1 LOB: 3 BB: 0 P: 10	R: 0 E: 0 K: 1 S: 5	H: 0 LOB: 0 BB: 0 P: 5	R: 0 E: 0 K: 2 S: 7	H: 0 LOB: 0 BB: 0 P: 7	R: 0 E: 0 K: 0 S: 3	H: 0 LOB: 1 BB: 1 P: 7	R: 0 E: 0 K: 0 S: 3	H: 0 LOB: 1 BB: 1 P: 7	R: 1 E: 0 K: 0 S: 4	H: 2 LOB: 1 BB: 1 P: 8	1B: 6 2B: 0 3B: 0 HR: 0	SF: 0 SAC: 1 DP: 2 HBP: 0	WP: 0 PB: 0 SB: 0 CS: 0	PA: 33
PITCHER Steve Rogers, R ERA: 2.61 (1, 1)	IP: 9.0 WLS: W BF: 32	H: 6 R: 1 ER: 1 SO: 6	BB: 2 IBB: 0 HBP: 0 BLK: 0	WP: 0 HR: 0 S: 42 P: 50	ERA: 1.00 WHIP: 0.889																			

AB	29
R	1
H	6
RBI	1
BB	2
SO	6
LOB	12

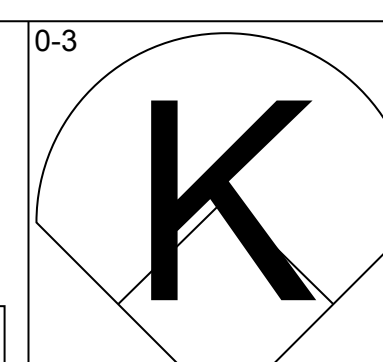
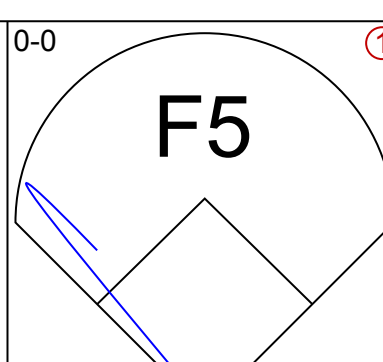
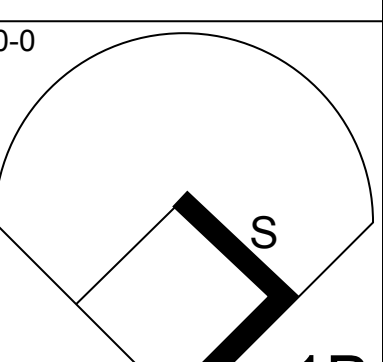
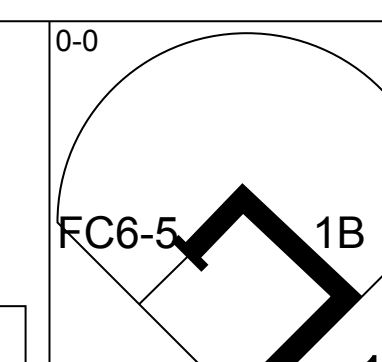
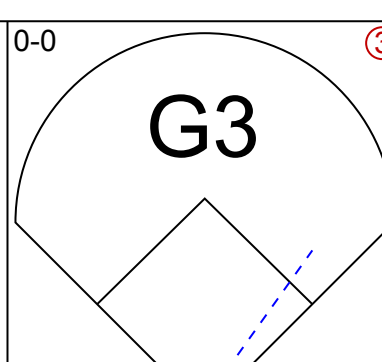
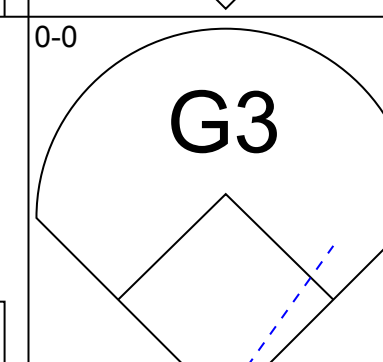
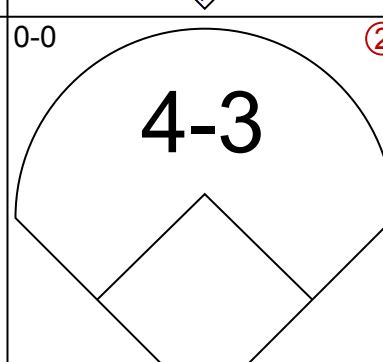
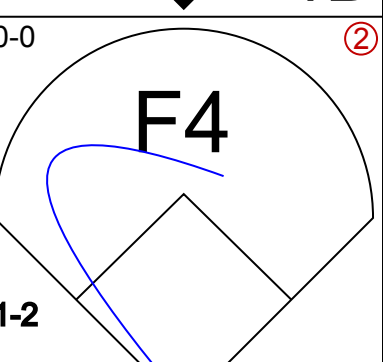
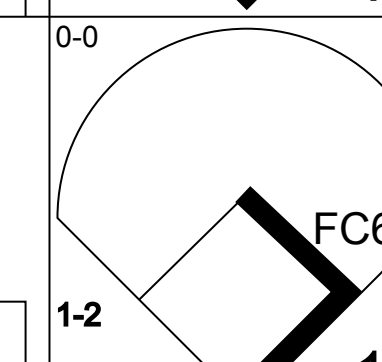
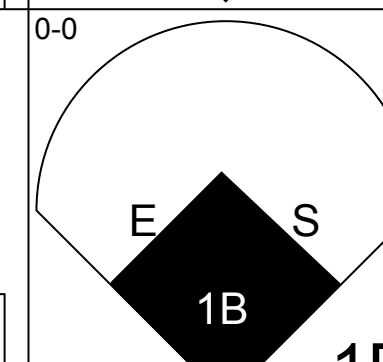
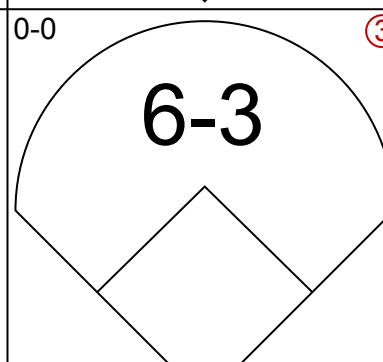
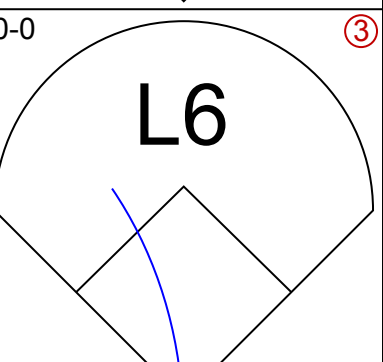
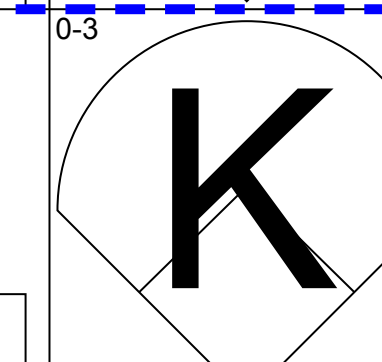
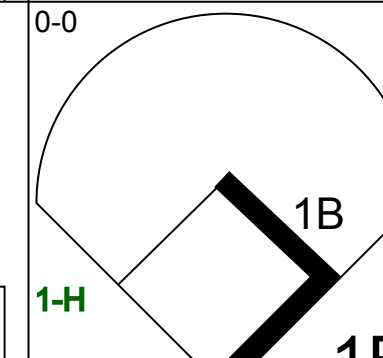
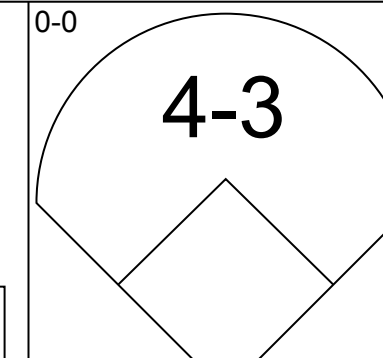
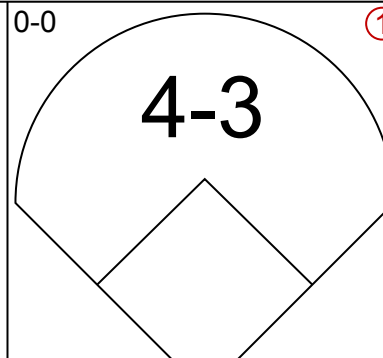
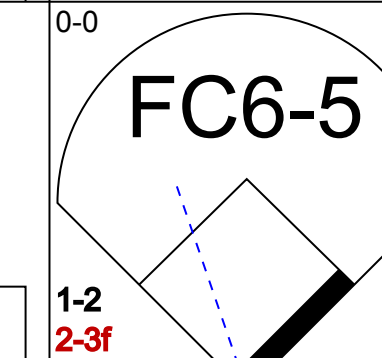
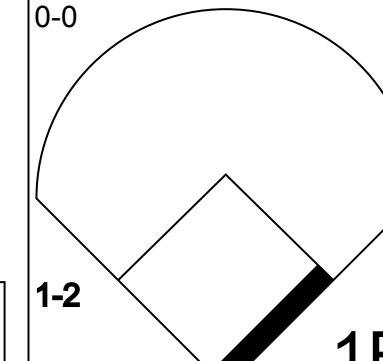
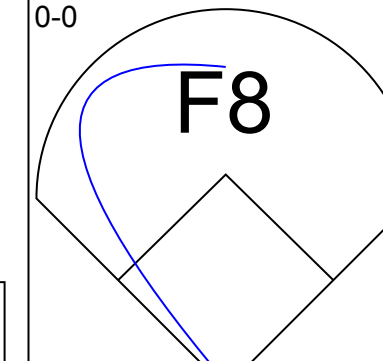
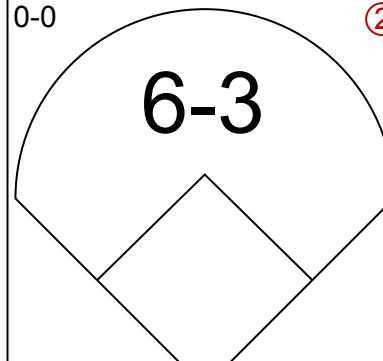
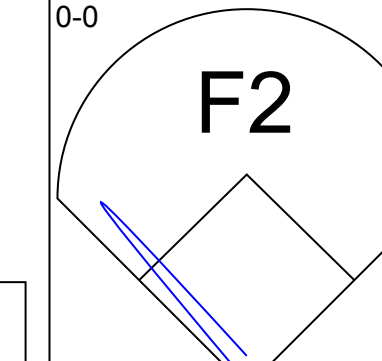
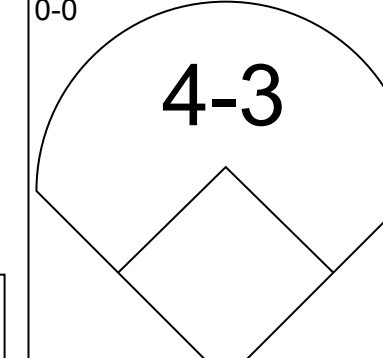
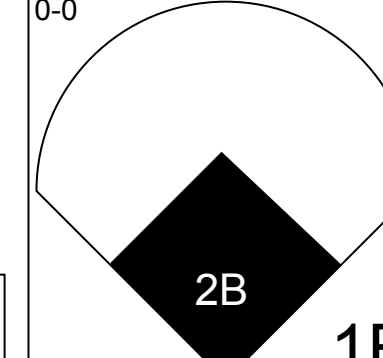
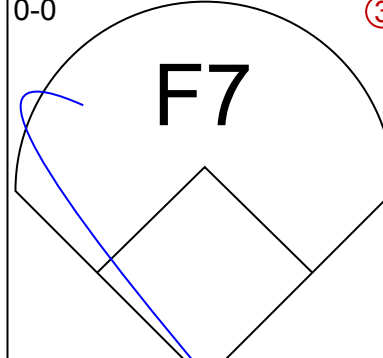
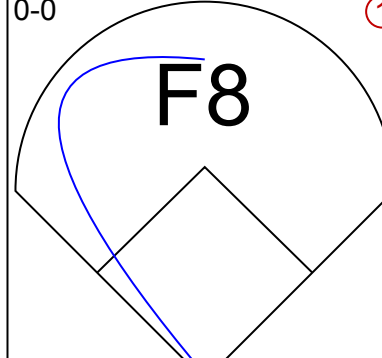
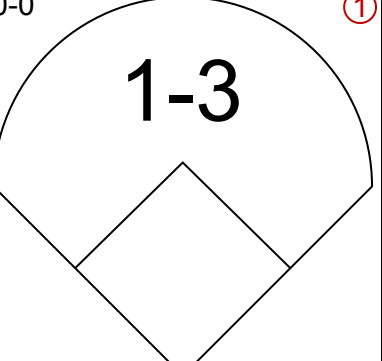
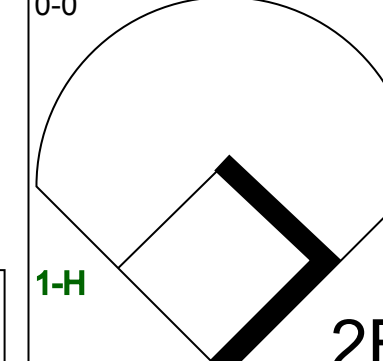
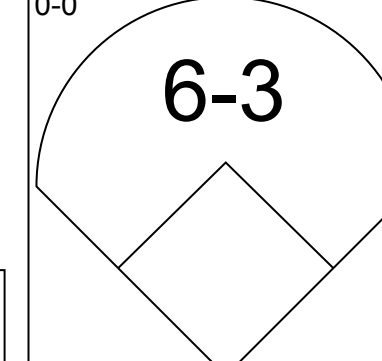
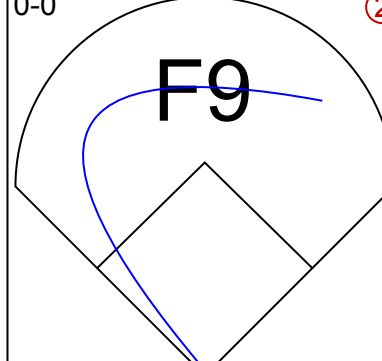
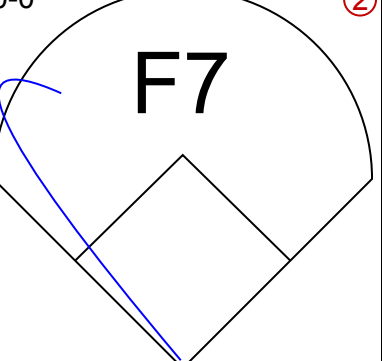
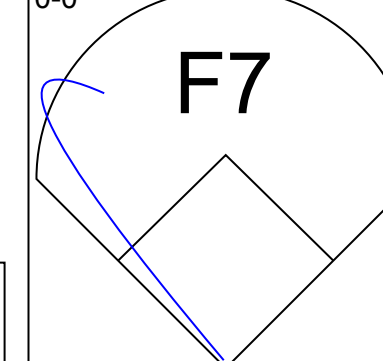
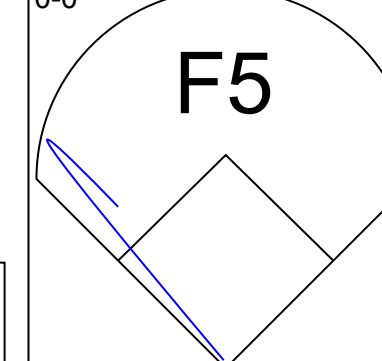
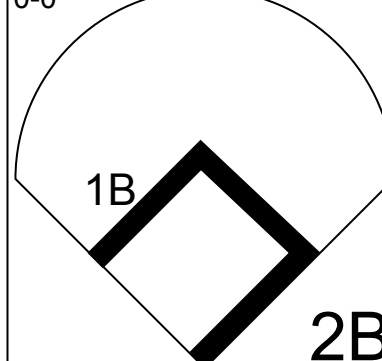
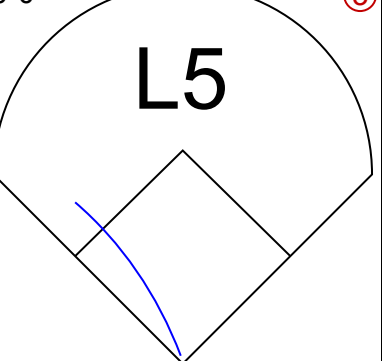
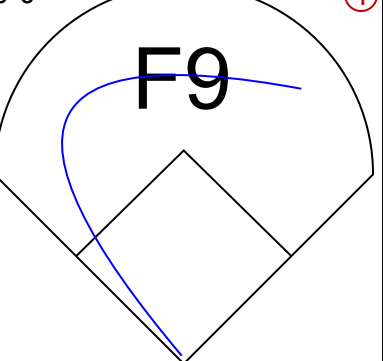
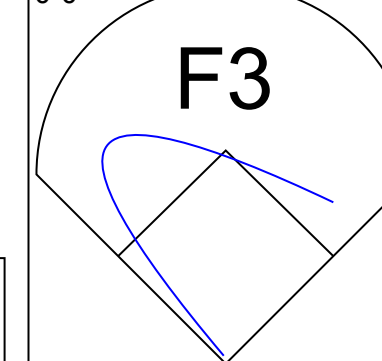
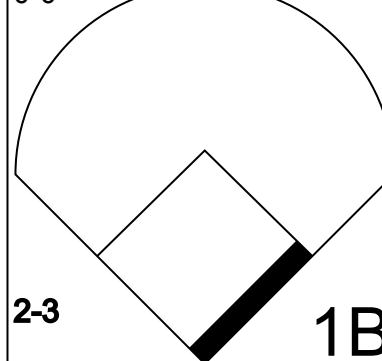


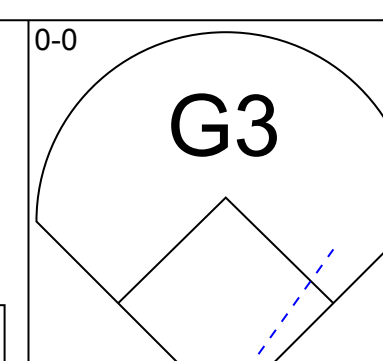
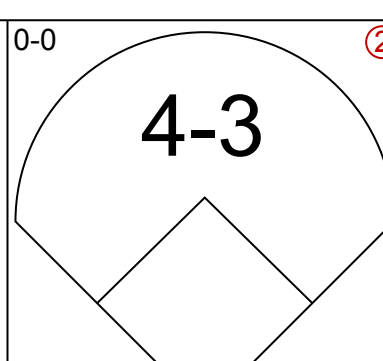
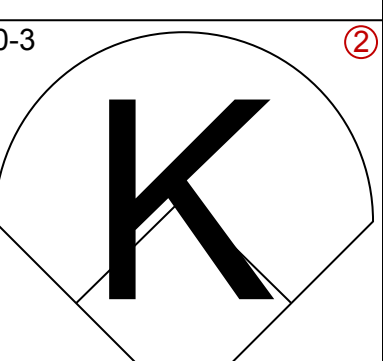
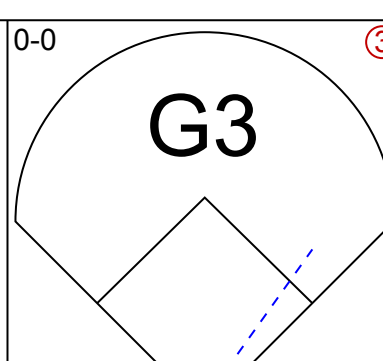
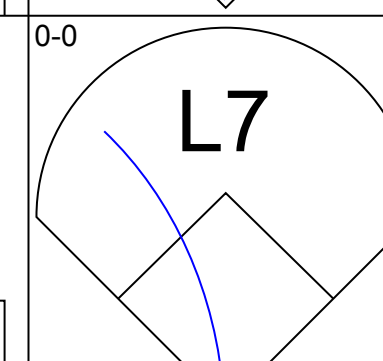
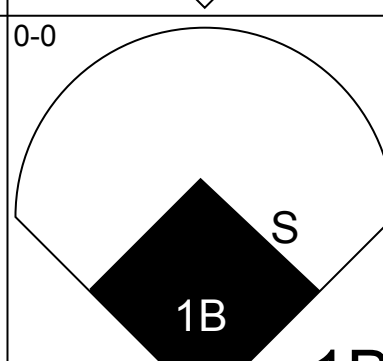
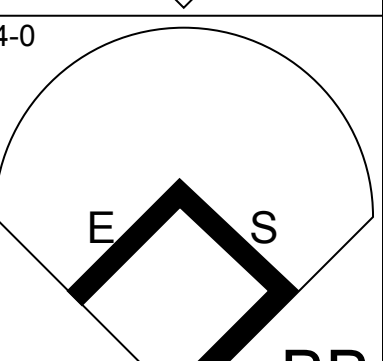
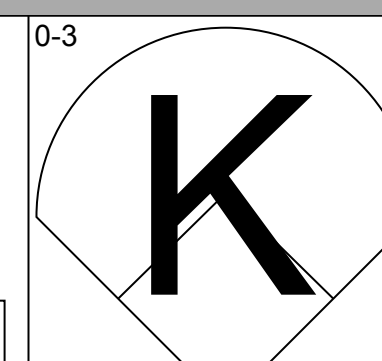
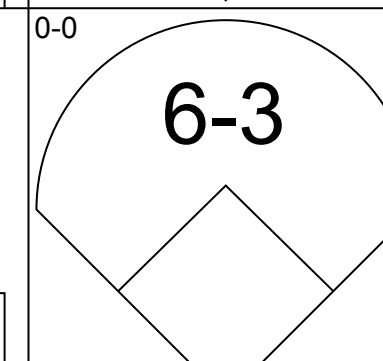
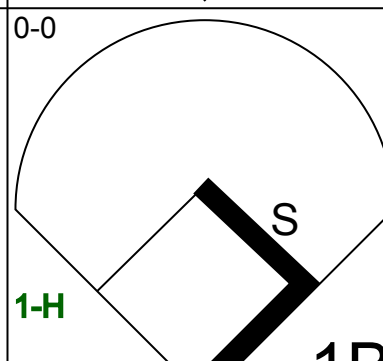
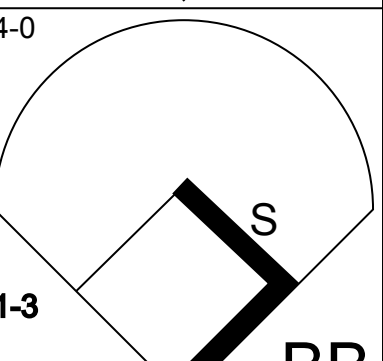
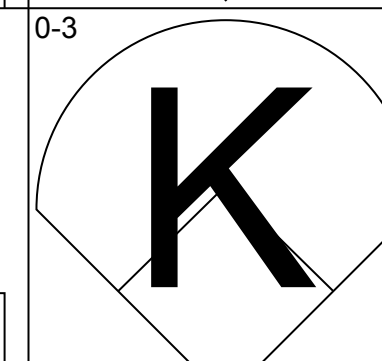
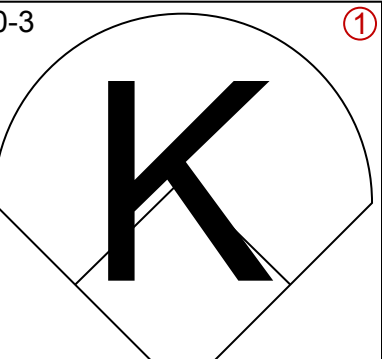
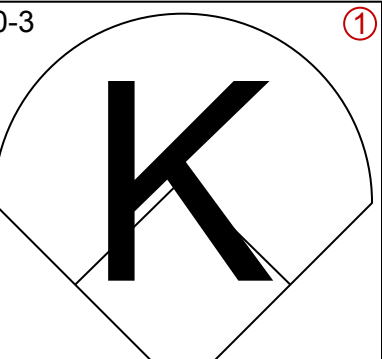
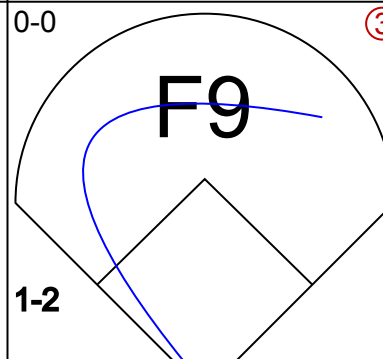
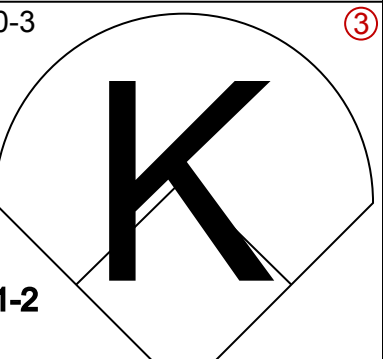
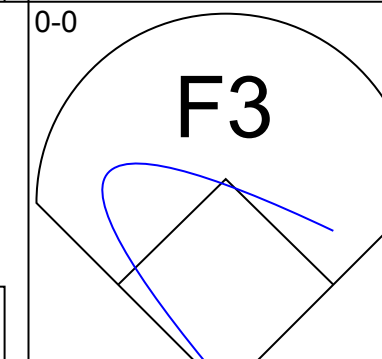
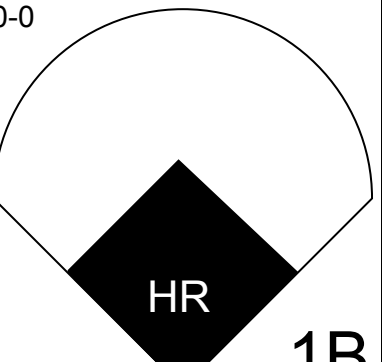
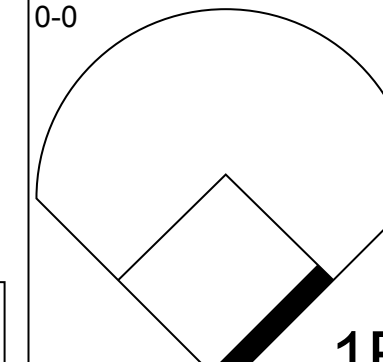
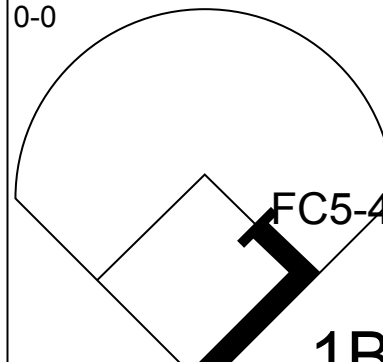
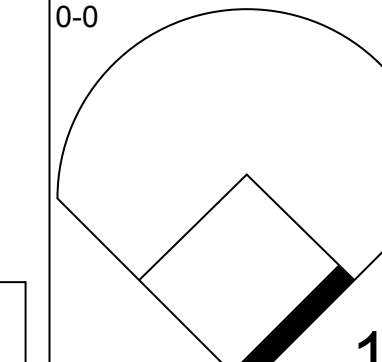
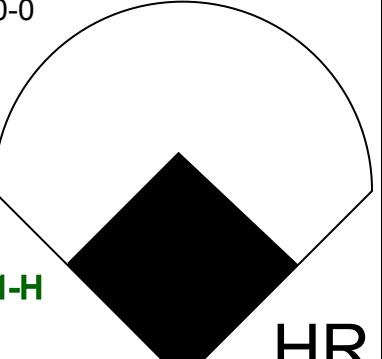
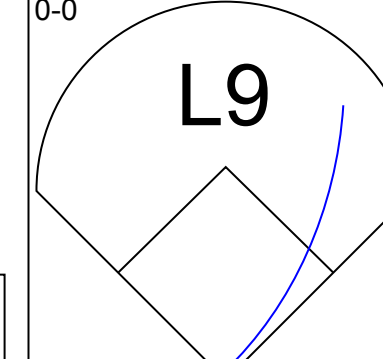
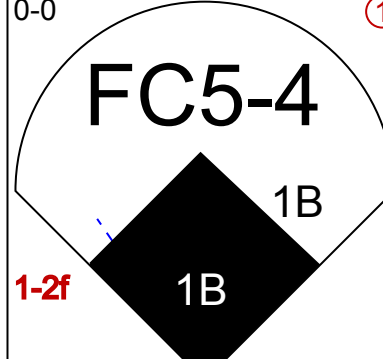
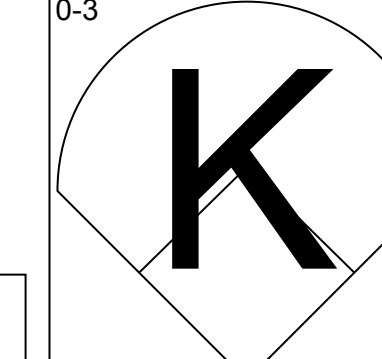
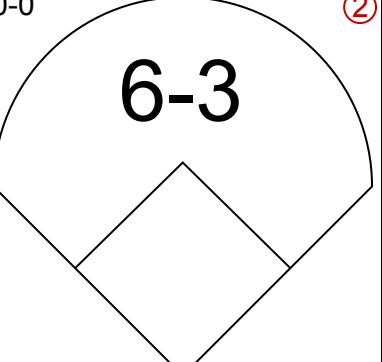
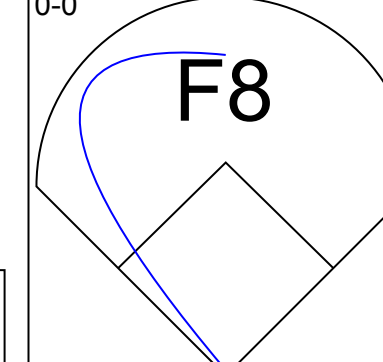
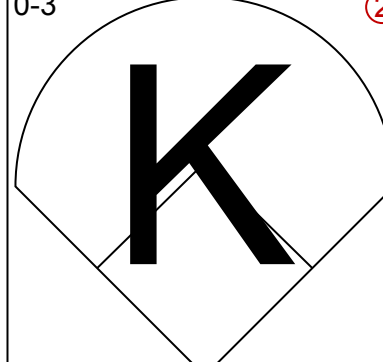
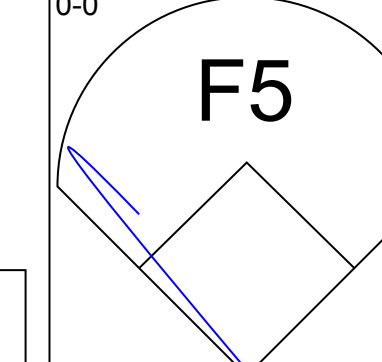
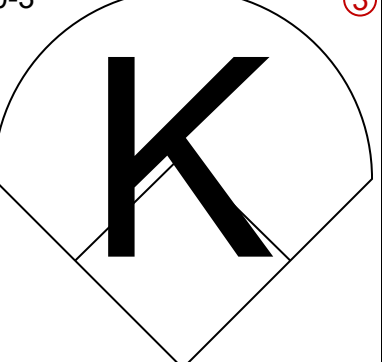
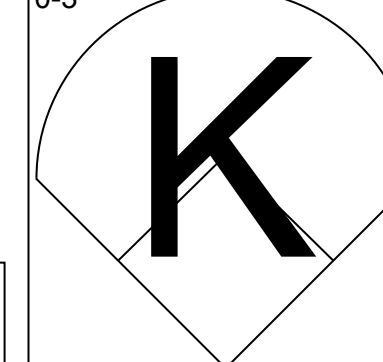
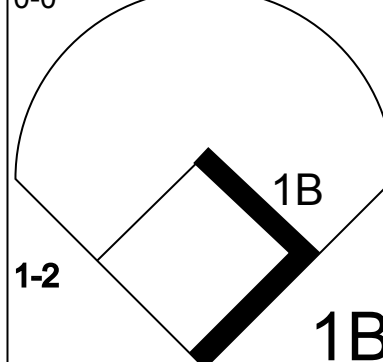
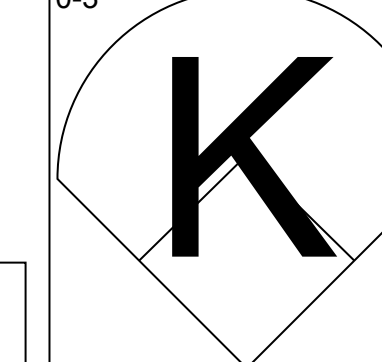
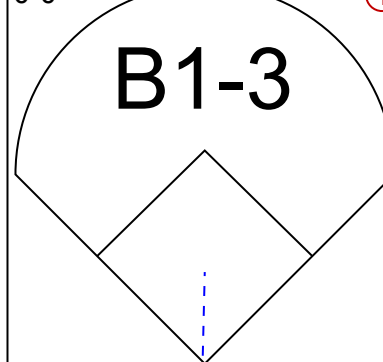
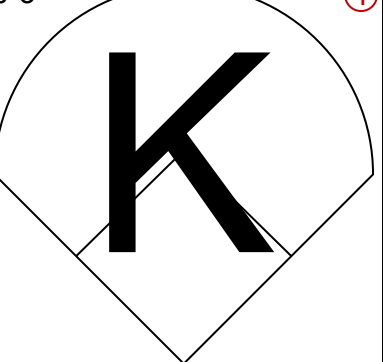
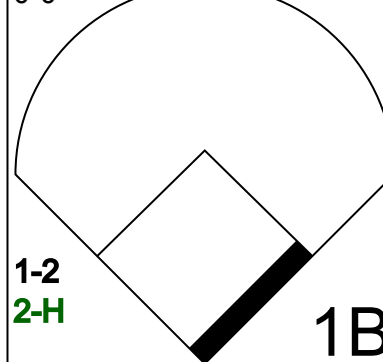

Batter	1	2	3	4	5	6	7	8	9	AB	R	H	RBI	BB	SO	LOB	BOTTOM		
Warren Cromartie, L OBP: 0.333, SLG: 0.461 (1, 7)										3	1	1	0	1	0	3	Atlanta Braves @ Montreal Expos Olympic Stadium, Montreal, QB Wed Jun 13 1979, 7:05 PM EDT Att: 11,970 - Unknown		
Rodney Scott, S OBP: 0.302, SLG: 0.258 (1, 4)										3	1	0	0	0	1	4			
Andre Dawson, R OBP: 0.292, SLG: 0.486 (1, 8)										4	0	0	0	0	1	3			
Tony Perez, R OBP: 0.328, SLG: 0.438 (1, 3)										4	1	3	0	0	0	0			
Gary Carter, R OBP: 0.346, SLG: 0.505 (1, 2)										4	0	2	1	0	0	1			
Ellis Valentine, R OBP: 0.307, SLG: 0.403 (1, 9)										4	1	2	0	0	1	2			
Larry Parrish, R OBP: 0.347, SLG: 0.438 (1, 5)										4	0	1	1	0	1	3			
Chris Speier, R OBP: 0.330, SLG: 0.327 (1, 6)										3	0	1	0	1	0	0			
Steve Rogers, R OBP: 0.270, SLG: 0.265 (1, 1)										3	0	0	0	1	0	3			
Inning Stats	R: 0 E: 0 K: 1 S: 5	H: 0 LOB: 0 BB: 0 P: 5	R: 0 E: 0 K: 1 S: 5	H: 0 LOB: 0 BB: 0 P: 5	R: 0 E: 0 K: 0 S: 4	H: 1 LOB: 1 BB: 1 P: 8	R: 1 E: 1 K: 0 S: 6	H: 3 LOB: 3 BB: 1 P: 10	R: 0 E: 0 K: 0 S: 4	H: 2 LOB: 1 BB: 0 P: 4	R: 0 E: 0 K: 0 S: 4	H: 1 LOB: 0 BB: 0 P: 4	R: 1 E: 1 K: 1 S: 8	H: 3 LOB: 3 BB: 1 P: 12	1B: 9 2B: 2 3B: 0 HR: 0	SF: 0 SAC: 1 DP: 2 HBP: 0		WP: 0 PB: 0 SB: 3 CS: 0	PA: 36
PITCHER Rick Matula, R ERA: 3.67 (5, 1)	IP: 4.0 WLS: L BF: 18	H: 4 R: 3 ER: 2 SO: 3	BB: 2 IBB: 0 HBP: 0 BLK: 0	WP: 0 HR: 0 S: 22 P: 30	ERA: 4.50 WHIP: 1.500														
Craig Skok, L ERA: 3.47 (5, 1)	0.2	0	0	0	0	0	0	0	0	0	0	0	0	0	0	0			
Adrian Devine, R ERA: 2.78 (5, 1)	0.1	1	0	0	0	0	0	0	0	0	0	0	0	0	0	0			
Joey McLaughlin, R ERA: (6, 1)	2.0	8	3	0	0	0	0	0	0	0	0	8	8	0	0	0			
Bo McLaughlin, R ERA: 5.48 (8, 1)	1.0	7	3	1	1	1	0	1	0	0	0	8	12	9.00	3.000				



Batter	1	2	3	4	5	6	7	8	9	AB	R	H	RBI	BB	SO	LOB	TOP				
Terry Puhl, L OBP: 0.391, SLG: 0.390 (1, 8)	0-0 4-3		0-0 BLK 1B		0-0 F8		0-0 FC4			4	0	1	0	0	0	2	Houston Astros @ Montreal Expos Olympic Stadium, Montreal, QB Fri Jun 15 1979, 7:05 PM EDT Att: 28,786 - Unknown				
Craig Reynolds, L OBP: 0.311, SLG: 0.344 (1, 6)	0-0 G3		0-0 F4		0-0 L9		0-0 CS	0-0 1-3		4	0	0	0	0	0	2					
Cesar Cedeno, R OBP: 0.392, SLG: 0.398 (1, 3)	4-0 S BB			0-0 F9 S 1B		4-0 G3 S BB		0-0 5-3		2	1	1	0	2	0	0					
Jose Cruz, L OBP: 0.360, SLG: 0.426 (1, 7)	0-0 F7		0-0 F9		0-0 G3 BB		0-0 F5			3	0	0	0	1	0	2					
Enos Cabell, R OBP: 0.317, SLG: 0.386 (1, 5)		0-0 L9				0-3 K		0-0 5-3		4	0	0	0	0	1	3					
Denny Walling, L OBP: 0.400, SLG: 0.483 Jeffrey Leonard, R OBP: 0.359, SLG: 0.376 (1, 9) (9, 9)		0-3 K				0-0 G3		4-0 2B BB		3	1	1	1	1	1	2					
Art Howe, R OBP: 0.277, SLG: 0.328 Rafael Landestoy, S OBP: 0.275, SLG: 0.163 (1, 4) (9, 4)		0-0 F4		0-0 K		0-3 K		0-0 4-3 2B		4	0	1	1	0	2	3					
Alan Ashby, S OBP: 0.287, SLG: 0.301 (1, 2)			0-0 1-6-3		1-0 WP HBP		0-0 FC4 1B		0-0 4-3	3	0	1	0	0	0	1					
Joaquin Andujar, S OBP: 0.100, SLG: 0.053 (1, 1)			0-3 K		0-3 K		0-3 K		0-3 K	4	0	0	0	0	4	3					
Inning Stats	R: 0 E: 0 K: 0 S: 3	H: 0 LOB: 1 BB: 1 P: 7	R: 0 E: 0 K: 1 S: 5	H: 0 LOB: 0 BB: 0 P: 5	R: 0 E: 0 K: 1 S: 6	H: 1 LOB: 1 BB: 0 P: 6	R: 1 E: 0 K: 1 S: 7	H: 2 LOB: 1 BB: 0 P: 7	R: 0 E: 0 K: 1 S: 5	H: 0 LOB: 1 BB: 2 P: 15	R: 0 E: 0 K: 1 S: 5	H: 1 LOB: 0 BB: 0 P: 5	R: 0 E: 0 K: 0 S: 3	H: 0 LOB: 0 BB: 0 P: 3	R: 1 E: 0 K: 1 S: 6	H: 1 LOB: 1 BB: 1 P: 10		1B: 4 2B: 1 3B: 0 HR: 0	SF: 0 SAC: 0 DP: 0 HBP: 1	WP: 1 PB: 0 SB: 3 CS: 1	PA: 37
PITCHER	IP WLS BF H R ER SO BB IBB HBP BLK WP HR S P ERA WHIP	IP WLS BF H R ER SO BB IBB HBP BLK WP HR S P ERA WHIP	IP WLS BF H R ER SO BB IBB HBP BLK WP HR S P ERA WHIP	IP WLS BF H R ER SO BB IBB HBP BLK WP HR S P ERA WHIP	IP WLS BF H R ER SO BB IBB HBP BLK WP HR S P ERA WHIP	IP WLS BF H R ER SO BB IBB HBP BLK WP HR S P ERA WHIP	IP WLS BF H R ER SO BB IBB HBP BLK WP HR S P ERA WHIP	IP WLS BF H R ER SO BB IBB HBP BLK WP HR S P ERA WHIP	IP WLS BF H R ER SO BB IBB HBP BLK WP HR S P ERA WHIP	IP WLS BF H R ER SO BB IBB HBP BLK WP HR S P ERA WHIP	IP WLS BF H R ER SO BB IBB HBP BLK WP HR S P ERA WHIP	IP WLS BF H R ER SO BB IBB HBP BLK WP HR S P ERA WHIP	IP WLS BF H R ER SO BB IBB HBP BLK WP HR S P ERA WHIP	IP WLS BF H R ER SO BB IBB HBP BLK WP HR S P ERA WHIP	IP WLS BF H R ER SO BB IBB HBP BLK WP HR S P ERA WHIP	IP WLS BF H R ER SO BB IBB HBP BLK WP HR S P ERA WHIP		IP WLS BF H R ER SO BB IBB HBP BLK WP HR S P ERA WHIP			
Scott Sanderson, R ERA: 3.1 (1, 1)	5.0	20	3	1	1	4	1	0	1	1	0	26	31	1.80	0.800						
Rudy May, L ERA: 3.94 (6, 1)	0.0	2	0	0	0	0	2	0	0	0	0	0	0	∞	∞						
Stan Bahnsen, R ERA: 2.94 (9, 1)	3.0	9	1	0	0	3	0	0	0	0	0	15	15	0.00	0.333						
Elias Sosa, R ERA: 1.96 (9, 1)	1.0	L	5	1	1	1	1	0	0	0	0	6	10	9.00	2.000						

Batter	1	2	3	4	5	6	7	8	9	AB	R	H	RBI	BB	SO	LOB	BOTTOM				
Warren Cromartie, L OBP: 0.329, SLG: 0.449 (1, 7)	0-0 G1		0-0 4-3			0-0 G3		4-0 G3 IBB		3	0	0	0	1	0	0	Houston Astros @ Montreal Expos Olympic Stadium, Montreal, QB Fri Jun 15 1979, 7:05 PM EDT Att: 28,786 - Unknown				
Rodney Scott, S OBP: 0.304, SLG: 0.259 (1, 4)	0-0 4-3		0-0 4-3			0-0 1B		0-0 G3		4	0	1	0	0	0	2					
Andre Dawson, R OBP: 0.291, SLG: 0.483 (1, 8)	0-3 K			0-3 K		0-0 F4		0-0 F3		4	0	0	0	0	2	3					
Tony Perez, R OBP: 0.335, SLG: 0.440 Jerry White, S OBP: 0.291, SLG: 0.382 (1, 3) (9, PR)		0-0 1-3		0-0 L4		0-0 F9		0-0 G5-4-3 1B		4	0	1	0	0	0	1					
Gary Carter, R OBP: 0.347, SLG: 0.513 (1, 2)		0-0 SF8 3B		0-0 6-3			0-0 F8		0-0 G5-4-3	4	1	1	0	0	0	1					
Ellis Valentine, R OBP: 0.300, SLG: 0.394 (1, 9)		0-0 SF8			0-0 FC5-4 1B		0-0 F9		0-0 5-3	3	0	1	1	0	0	1					
Larry Parrish, R OBP: 0.350, SLG: 0.440 (1, 5)		0-0 S 1B			0-0 FC5-4 4-3		0-0 F7			3	0	1	0	0	0	1					
Chris Speier, R OBP: 0.328, SLG: 0.322 (1, 6)		0-0 6-3			0-0 4-3			4-0 G3 SH1 BB		2	0	0	0	1	0	2					
Scott Sanderson, R Tom Flittgen, L Rudy May, L Stan Bahnsen, R Dave Cash, R Elias Sosa, R (1, 1) (5, PH) (6, 1) (6, 1) (6, PH) (9, 1)			0-0 6-3		0-0 6-3			0-0 SH1		1	0	0	0	0	0	0					
Inning Stats	R: 0 E: 0 K: 1 S: 5	H: 0 LOB: 0 BB: 0 P: 5	R: 1 E: 0 K: 0 S: 5	H: 2 LOB: 1 BB: 0 P: 5	R: 0 E: 0 K: 1 S: 5	H: 0 LOB: 0 BB: 0 P: 3	R: 0 E: 0 K: 1 S: 5	H: 0 LOB: 0 BB: 0 P: 5	R: 0 E: 0 K: 0 S: 4	H: 1 LOB: 1 BB: 0 P: 4	R: 0 E: 0 K: 0 S: 4	H: 1 LOB: 1 BB: 0 P: 4	R: 0 E: 0 K: 0 S: 3	H: 0 LOB: 2 BB: 2 P: 11	R: 0 E: 0 K: 0 S: 3	H: 1 LOB: 1 BB: 0 P: 3		1B: 4 2B: 0 3B: 1 HR: 0	SF: 1 SAC: 1 DP: 1 HBP: 0	WP: 0 PB: 0 SB: 1 CS: 0	PA: 33
PITCHER	IP WLS BF H R ER SO BB IBB HBP BLK WP HR S P ERA WHIP	IP WLS BF H R ER SO BB IBB HBP BLK WP HR S P ERA WHIP	IP WLS BF H R ER SO BB IBB HBP BLK WP HR S P ERA WHIP	IP WLS BF H R ER SO BB IBB HBP BLK WP HR S P ERA WHIP	IP WLS BF H R ER SO BB IBB HBP BLK WP HR S P ERA WHIP	IP WLS BF H R ER SO BB IBB HBP BLK WP HR S P ERA WHIP	IP WLS BF H R ER SO BB IBB HBP BLK WP HR S P ERA WHIP	IP WLS BF H R ER SO BB IBB HBP BLK WP HR S P ERA WHIP	IP WLS BF H R ER SO BB IBB HBP BLK WP HR S P ERA WHIP	IP WLS BF H R ER SO BB IBB HBP BLK WP HR S P ERA WHIP	IP WLS BF H R ER SO BB IBB HBP BLK WP HR S P ERA WHIP	IP WLS BF H R ER SO BB IBB HBP BLK WP HR S P ERA WHIP	IP WLS BF H R ER SO BB IBB HBP BLK WP HR S P ERA WHIP	IP WLS BF H R ER SO BB IBB HBP BLK WP HR S P ERA WHIP	IP WLS BF H R ER SO BB IBB HBP BLK WP HR S P ERA WHIP	IP WLS BF H R ER SO BB IBB HBP BLK WP HR S P ERA WHIP					
Joaquin Andujar, R ERA: 3.28 (1, 1)	9.0	W	33	5	1	1	2	1	1	0	0	35	43	1.00	0.667						

Batter	1	2	3	4	5	6	7	8	9	AB	R	H	RBI	BB	SO	LOB	TOP	
Terry Puhl, L OBP: 0.352, SLG: 0.391 (1, 8)					 1B			 1B		5	0	2	0	0	1	2	Houston Astros @ Montreal Expos Olympic Stadium, Montreal, QB Sat Jun 16 1979, 7:05 PM EDT Att: 24,336 - Unknown	
Craig Reynolds, L OBP: 0.310, SLG: 0.343 (1, 6)					 1-2			 1B		4	0	1	0	0	0	1		
Cesar Cedeno, R OBP: 0.390, SLG: 0.395 (1, 3)	 1B									4	1	1	0	0	1	3		
Jeffrey Leonard, R OBP: 0.356, SLG: 0.372 (1, 9)								 1-2 2-3f		4	0	1	1	0	0	2		
Enos Cabell, R OBP: 0.316, SLG: 0.384 (1, 5)										4	0	1	0	0	0	2		
Jose Cruz, L OBP: 0.358, SLG: 0.423 (1, 7)			 1B							4	1	1	0	0	0	2		
Art Howe, R OBP: 0.277, SLG: 0.332 (1, 4)				 2B						4	0	1	1	0	0	0		
Alan Ashby, S OBP: 0.286, SLG: 0.305 (1, 2)								 2B		4	0	1	0	0	0	1		
J.R. Richard, R OBP: 0.103, SLG: 0.162 Denny Walling, L OBP: 0.417, SLG: 0.500 (9, PH)								 1B		3	0	0	0	0	0	0		
Inning Stats	R: 1 E: 0 K: 1 S: 8	H: 3 LOB: 2 BB: 0 P: 8	R: 0 E: 0 K: 0 S: 3	H: 0 LOB: 0 BB: 0 P: 3	R: 0 E: 0 K: 0 S: 3	H: 2 LOB: 1 BB: 0 P: 5	R: 0 E: 0 K: 0 S: 4	H: 1 LOB: 0 BB: 0 P: 4	R: 0 E: 0 K: 0 S: 3	H: 0 LOB: 0 BB: 0 P: 3	R: 0 E: 0 K: 1 S: 7	H: 2 LOB: 2 BB: 0 P: 7	R: 0 E: 0 K: 0 S: 5	H: 2 LOB: 2 BB: 0 P: 5	1B: 8 2B: 2 3B: 0 HR: 0	SF: 0 SAC: 0 DP: 0 HBP: 0	WP: 0 PA: 37 PB: 0 SB: 2 CS: 0	
PITCHER	IP WLS BF H R ER SO BB IBB HBP BLK WP HR S P ERA WHIP	IP WLS BF H R ER SO BB IBB HBP BLK WP HR S P ERA WHIP																
Ross Grimsley, L ERA: 4.63 Elias Sosa, R ERA: 1.87	(1, 1) 7.0 W 29 8 2 2 1 0 0 0 0 0 0 0 31 31 2.57 1.143	(8, 1) 2.0 S 8 2 0 0 1 0 0 0 0 0 0 0 10 10 0.00 1.000																

Batter	1	2	3	4	5	6	7	8	9	AB	R	H	RBI	BB	SO	LOB	BOTTOM	
Warren Cromartie, L OBP: 0.324, SLG: 0.441 (1, 7)										4	0	0	0	0	1	2	Houston Astros @ Montreal Expos Olympic Stadium, Montreal, QB Sat Jun 16 1979, 7:05 PM EDT Att: 24,336 - Unknown	
Rodney Scott, S OBP: 0.307, SLG: 0.260 (1, 4)			 1B		 BB					3	1	1	0	1	1	0		
Andre Dawson, R OBP: 0.294, SLG: 0.481 (1, 8)			 1B		 BB					3	0	1	1	1	1	0		
Tony Perez, R OBP: 0.329, SLG: 0.431 (1, 3)			 1-2		 1-2					4	0	0	0	0	2	3		
Gary Carter, R OBP: 0.359, SLG: 0.523 (1, 2)	 1B					 1B				4	1	4	0	0	0	0		
Ellis Valentine, R OBP: 0.300, SLG: 0.406 (1, 9)	 HR					 1B				4	2	1	2	0	1	3		
Larry Parrish, R OBP: 0.343, SLG: 0.431 (1, 5)										4	0	0	0	0	1	3		
Chris Speier, R OBP: 0.327, SLG: 0.320 (1, 6)					 1B					4	0	1	0	0	3	2		
Ross Grimsley, L OBP: 0.172, SLG: 0.207 Elias Sosa, R OBP: 0.250, SLG: 0.375 (8, 1)							 2H			3	0	1	1	0	1	0		
Inning Stats	R: 0 E: 0 K: 2 S: 3	H: 2 LOB: 0 BB: 0 P: 9	R: 1 E: 0 K: 0 S: 5	H: 2 LOB: 1 BB: 0 P: 5	R: 0 E: 0 K: 1 S: 6	H: 1 LOB: 0 BB: 0 P: 6	R: 0 E: 0 K: 3 S: 9	H: 0 LOB: 2 BB: 2 P: 17	R: 1 E: 0 K: 1 S: 8	H: 3 LOB: 0 BB: 0 P: 8	R: 0 E: 0 K: 2 S: 7	H: 0 LOB: 0 BB: 0 P: 7	R: 0 E: 0 K: 2 S: 8	H: 1 LOB: 1 BB: 0 P: 8	1B: 8 2B: 0 3B: 0 HR: 1	SF: 0 SAC: 0 DP: 0 HBP: 0	WP: 0 PA: 35 PB: 0 SB: 4 CS: 0	
PITCHER	IP WLS BF H R ER SO BB IBB HBP BLK WP HR S P ERA WHIP	IP WLS BF H R ER SO BB IBB HBP BLK WP HR S P ERA WHIP																
J.R. Richard, R ERA: 3.57	(1, 1) 8.0 L 35 9 4 4 4 11 2 0 0 0 0 0 1 55 63 4.50 1.375																	

Batter	1	2	3	4	5	6	7	8	9	AB	R	H	RBI	BB	SO	LOB	TOP										
Terry Puhl, L OBP: 0.346, SLG: 0.383 (1, 8)	F3		F9		4-3		L7		F8	5	0	0	0	0	0	3											
Craig Reynolds, L OBP: 0.307, SLG: 0.340 Jimmy Sexton, R OBP: 0.222, SLG: 0.176 (6, 6)	F8		6-3			1B		F9		2	0	0	0	0	0	0											
Cesar Cedeno, R OBP: 0.399, SLG: 0.391 Rafael Landestoy, S OBP: 0.289, SLG: 0.199 (1, 3)	1B		F8			F8		2-3		2	0	0	0	1	0	1											
Jeffrey Leonard, R OBP: 0.360, SLG: 0.376 Frank Riccelli, L OBP: 0.333, SLG: 0.500 (8, 1)	FC6-4		F9			BB		F9		4	1	2	0	0	0	0											
Enos Cabell, R OBP: 0.316, SLG: 0.383 Randy Niemann, L OBP: 0.111, SLG: 0.111 Denny Walling, L OBP: 0.405, SLG: 0.484 (1, 5)	FC6-4		F3			BB		5-3		3	0	1	1	0	0	2											
Art Howe, R OBP: 0.281, SLG: 0.347 (6, 3)	F8				HR			F7		3	1	1	1	1	0	0											
Jose Cruz, L OBP: 0.324, SLG: 0.419 Tom Dixon, R OBP: 1.000, SLG: 1.000 Julio Gonzalez, R OBP: 0.328, SLG: 0.300 (5, 1)	F3				4-3			BB		2	0	0	0	0	0	0											
Alan Ashby, S OBP: 0.290, SLG: 0.309 Bruce Bochy, R OBP: 0.241, SLG: 0.273 (5, 2)	E6				6-3			F8		1	0	1	0	0	0	0											
Joe Niekro, R OBP: 0.122, SLG: 0.128 George Throop, R (3, 1)	F3							4-3		1	0	0	0	0	0	0											
Bert Roberge, R (4, 1)										0	0	0	0	0	0	0											
Jesus Alou, R OBP: 0.190, SLG: 0.056 (5, 7)										2	0	0	0	1	0	0											
Inning Stats	R: 0 E: 0 K: 0 S: 4	H: 1 LOB: 2 BB: 1 P: 8	R: 0 E: 1 K: 0 S: 4	H: 1 LOB: 1 BB: 0 P: 4	R: 0 E: 0 K: 0 S: 3	H: 0 LOB: 0 BB: 0 P: 3	R: 1 E: 0 K: 0 S: 4	H: 1 LOB: 0 BB: 0 P: 4	R: 0 E: 0 K: 0 S: 3	H: 0 LOB: 0 BB: 0 P: 3	R: 2 E: 0 K: 0 S: 5	H: 3 LOB: 3 BB: 1 P: 9	R: 0 E: 0 K: 0 S: 3	H: 0 LOB: 0 BB: 0 P: 3	R: 0 E: 0 K: 0 S: 5	H: 2 LOB: 3 BB: 1 P: 9	1B: 7 2B: 0 3B: 0 HR: 1	SF: 0 SAC: 0 DP: 0 HBP: 0	WP: 0 PA: 37								
PITCHER	IP	WLS	BF	H	R	ER	SO	BB	IBB	HBP	BLK	WP	HR	S	P	ERA	WHIP										
Dan Schatzeder, L ERA: 2.61 (1, 1)	6.0	W	25	6	3	3	0	2	0	0	0	0	1	23	31	4.50	1.333										
David Palmer, R ERA: 3.55 (7, 1)	2.0		6	0	0	0	0	0	0	0	0	0	0	6	6	0.00	0.000										
Rudy May, L ERA: 3.71 (9, 1)	1.0		6	2	0	0	0	1	0	0	0	0	0	5	9	0.00	3.000										

Houston Astros @ Montreal Expos
Olympic Stadium, Montreal, QB
Sun Jun 17 1979, 3:33 AM EDT
Att: 30,245 - Unknown

AB 34
R 3
H 8
RBI 3
BB 3
SO 0
LOB 9



Batter	1	2	3	4	5	6	7	8	9	AB	R	H	RBI	BB	SO	LOB	BOTTOM											
Warren Cromartie, L OBP: 0.328, SLG: 0.444 (1, 7)	HR	G3	E9	8-6-3			1B	F8		5	2	2	1	1	0	3												
Rodney Scott, S OBP: 0.302, SLG: 0.256 Dave Cash, R OBP: 0.615, SLG: 0.636 (1, 4)	L8		K	1-3			2B			4	0	0	0	0	2	2												
Andre Dawson, R OBP: 0.351, SLG: 0.477 Jerry White, S OBP: 0.271, SLG: 0.368 (1, 8)	5-3		K	HR			F9	K		4	1	1	0	0	2	1												
Tony Perez, R OBP: 0.338, SLG: 0.470 Tony Solaita, L OBP: 0.512, SLG: 0.594 (1, 3)	HR		HBP	2B	1B		2B	3B		3	3	3	4	0	0	0												
Gary Carter, R OBP: 0.367, SLG: 0.540 Duffy Dyer, R OBP: 0.350, SLG: 0.444 (1, 2)	F8		2B	HR	HR		3B	2B		3	2	2	1	0	0	0												
Ellis Valentine, R OBP: 0.305, SLG: 0.429 Tom Hutton, L OBP: 0.407, SLG: 0.435 (1, 9)	5-3		HR	HR	HR		1B	3B		3	2	2	3	0	0	0												
Larry Parrish, R OBP: 0.351, SLG: 0.453 Ken Macha, R OBP: 0.211, SLG: 0.118 (1, 5)	1-3		HR	2B	1B		FC3-6	G4-6-3		4	2	3	2	0	0	0												
Chris Speier, R OBP: 0.337, SLG: 0.333 Jim Mason, L OBP: 0.300, SLG: 0.296 (1, 6)	BB		2B	1B	1B		FC3-6	G4-6-3		2	2	2	1	1	0	0												
Dan Schatzeder, L OBP: 0.389, SLG: 0.533 David Palmer, R (6, 1)	BB		2B	1B	2B		G6-3	6-3		2	1	2	2	1	0	0												
Rudy May, L (9, 1)	BB		E	2B	1B					0	0	0	0	0	0	0												
Inning Stats	R: 2 E: 0 K: 0 S: 4	H: 1 LOB: 0 BB: 1 P: 8	R: 0 E: 0 K: 0 S: 3	H: 0 LOB: 2 BB: 2 P: 11	R: 6 E: 1 K: 3 S: 15	H: 6 LOB: 1 BB: 0 P: 16	R: 6 E: 0 K: 0 S: 9	H: 7 LOB: 0 BB: 0 P: 9	R: 0 E: 0 K: 1 S: 6	H: 2 LOB: 1 BB: 0 P: 6	R: 0 E: 0 K: 0 S: 3	H: 1 LOB: 0 BB: 0 P: 3	R: 5 E: 0 K: 0 S: 8	H: 6 LOB: 0 BB: 0 P: 8	R: 0 E: 0 K: 1 S: 6	H: 1 LOB: 1 BB: 0 P: 6	1B: 13 2B: 6 3B: 1 HR: 5	SF: 0 SAC: 0 DP: 4 HBP: 1	WP: 0 PA: 48									
PITCHER	IP	WLS	BF	H	R	ER	SO	BB	IBB	HBP	BLK	WP	HR	S	P	ERA	WHIP											
Joe Niekro, R ERA: 3.0 (1, 1)	2.2	L	18	6	8	8	2	3	0	0	0	0	0	3	8	8	108.00	15.000										
George Throop, R ERA: 8.39 (3, 1)	0.1		6	5	4	4	1	0	0	0	0	0	0	3	8	8	108.00	15.000										
Bert Roberge, R ERA: 2.84 (4, 1)	1.0		5	3	2	2	0	0	0	0	0	0	0	5	5	18.00	3.000											
Tom Dixon, R ERA: 4.8 (5, 1)	1.0		4	2	0	0	1	0	0	0	0	0	0	6	6	0.00	2.000											
Randy Niemann, L ERA: 2.48 (6, 1)	2.0		11	7	5	5	0	0	0	0	0	0	0	11	11	22.50	3.500											

Houston Astros @ Montreal Expos
Olympic Stadium, Montreal, QB
Sun Jun 17 1979, 3:33 AM EDT
Att: 30,245 - Unknown

AB 44
R 19
H 24
RBI 19
BB 3
SO 5
LOB 13



Batter	1	2	3	4	5	6	7	8	9	AB	R	H	RBI	BB	SO	LOB	TOP					
Ken Griffey, L (1,9) OBP: 0.352, SLG: 0.457	4-3		E 2B		1B SH1-4 1B		3-1 2B		G3	5	1	3	0	0	0	0						
Dave Concepcion, R (1,6) OBP: 0.355, SLG: 0.444	E3		5-3		SH1-4		6-3		1B	4	0	1	0	0	0	2						
Joe Morgan, L (1,4) OBP: 0.408, SLG: 0.451	K		P4		P6		3-1		P6	5	0	0	0	0	1	6						
George Foster, R (1,7) OBP: 0.403, SLG: 0.591	6-3			K	1B		F9		K	5	0	1	1	0	2	3						
Dan Driessen, L (1,3) OBP: 0.342, SLG: 0.481		S 1B		F7	1B		F8			4	0	2	1	0	0	0						
Johnny Bench, R (1,2) OBP: 0.371, SLG: 0.390		F8		1B BB	F8				3B 1B	3	1	1	0	1	0	3						
Ray Knight, R (1,5) OBP: 0.383, SLG: 0.408		L6		1B			F7		1B 3B	4	0	2	1	0	0	1						
Cesar Geronimo, L (1,8) OBP: 0.306, SLG: 0.383		4-3		L4			K		K	4	0	0	0	0	2	4						
Bill Bonham, R (1,1) OBP: 0.125, SLG: 0.167 Doug Bair, R (9,1)			5-3		SH1-4 1B 1B		P3		K	4	1	1	0	0	1	1						
										0	0	0	0	0	0	0						
Inning Stats	R: 0 E: 1 K: 1 S: 6	H: 0 LOB: 1 BB: 0 P: 6	R: 0 E: 0 K: 0 S: 4	H: 1 LOB: 1 BB: 0 P: 4	R: 0 E: 1 K: 0 S: 4	H: 1 LOB: 1 BB: 0 P: 4	R: 0 E: 0 K: 1 S: 6	H: 1 LOB: 2 BB: 1 P: 10	R: 2 E: 0 K: 0 S: 7	H: 4 LOB: 2 BB: 0 P: 7	R: 0 E: 0 K: 1 S: 5	H: 0 LOB: 0 BB: 0 P: 5	R: 0 E: 0 K: 0 S: 4	H: 1 LOB: 1 BB: 0 P: 4	R: 1 E: 0 K: 2 S: 9	H: 2 LOB: 1 BB: 0 P: 9	R: 0 E: 0 K: 1 S: 6	H: 1 LOB: 1 BB: 0 P: 6	1B: 8 2B: 2 3B: 1 HR: 0	SF: 0 SAC: 1 DP: 0 HBP: 0	WP: 0 PB: 0 SB: 2 CS: 0	PA: 40
PITCHER	IP WLS BF H R ER SO BB IBB HBP BLK WP HR S P ERA WHIP																					
Steve Rogers, R (1,1) ERA: 2.67	8.0 L 36 10 3 3 5 1 0 0 0 0 0 0 45 49 3.38 1.375																					
Woodie Fryman, L (9,1) ERA: 1.61	1.0 4 1 0 0 1 0 0 0 0 0 0 0 6 6 0.00 1.000																					

Cincinnati Reds @ Montreal Expos
Olympic Stadium, Montreal, QB
Mon Jun 18 1979, 7:05 PM EDT
Att: 25,086 - Unknown

AB	38
R	3
H	11
RBI	3
BB	1
SO	6
LOB	20



Batter	1	2	3	4	5	6	7	8	9	AB	R	H	RBI	BB	SO	LOB	BOTTOM					
Warren Cromartie, L (1,7) OBP: 0.323, SLG: 0.437	4-3		B1-3			F8		F7		4	0	0	0	0	0	0						
Rodney Scott, S (1,4) OBP: 0.305, SLG: 0.260		CS 1B	F7			5-3 1B		6-3		4	0	2	0	0	0	0						
Andre Dawson, R (1,8) OBP: 0.297, SLG: 0.490		E1 2B 1B	4-3			5-3			HR	4	2	2	1	0	0	1						
Tony Perez, R (1,3) OBP: 0.336, SLG: 0.471					G3	4-3			F8	4	0	1	1	0	0	1						
Gary Carter, R (1,2) OBP: 0.360, SLG: 0.530						6-3			F8	4	0	0	0	0	0	1						
Ellis Valentine, R (1,9) OBP: 0.304, SLG: 0.426			5-3			5-3			F8	4	0	1	0	0	0	0						
Larry Parrish, R (1,5) OBP: 0.354, SLG: 0.451									F7	3	0	1	0	1	1	1						
Chris Speier, R (1,6) OBP: 0.333, SLG: 0.330										2	0	0	0	0	0	1						
Tony Solaita, L (7,PH) OBP: 0.500, SLG: 0.576										1	0	0	0	0	0	1						
Jim Mason, L (8,6) OBP: 0.300, SLG: 0.296										0	0	0	0	0	0	0						
Steve Rogers, R (1,1) OBP: 0.256, SLG: 0.250										2	0	0	0	0	1	1						
Jerry White, S (8,PH) OBP: 0.267, SLG: 0.362										1	0	0	0	0	1	0						
Woodie Fryman, R (9,1) ERA: 4.15										0	0	0	0	0	0	0						
Inning Stats	R: 1 E: 1 K: 0 S: 5	H: 3 LOB: 1 BB: 0 P: 5	R: 0 E: 0 K: 1 S: 6	H: 1 LOB: 1 BB: 0 P: 6	R: 0 E: 0 K: 0 S: 3	H: 0 LOB: 0 BB: 0 P: 3	R: 0 E: 0 K: 0 S: 3	H: 0 LOB: 0 BB: 0 P: 3	R: 0 E: 0 K: 1 S: 5	H: 0 LOB: 0 BB: 0 P: 5	R: 0 E: 0 K: 0 S: 4	H: 1 LOB: 1 BB: 0 P: 4	R: 0 E: 0 K: 0 S: 3	H: 0 LOB: 1 BB: 1 P: 7	R: 0 E: 0 K: 1 S: 5	H: 0 LOB: 0 BB: 0 P: 5	R: 1 E: 0 K: 0 S: 5	H: 2 LOB: 1 BB: 0 P: 5	1B: 5 2B: 1 3B: 0 HR: 1	SF: 0 SAC: 0 DP: 0 HBP: 0	WP: 0 PB: 0 SB: 0 CS: 1	PA: 34
PITCHER	IP WLS BF H R ER SO BB IBB HBP BLK WP HR S P ERA WHIP																					
Bill Bonham, R (1,1) ERA: 4.08	8.0 W 30 6 2 1 3 1 0 0 0 0 0 0 35 39 1.12 0.875																					
Doug Bair, R (9,1) ERA: 4.15	1.0 S 4 1 0 0 0 0 0 0 0 0 0 0 4 4 0.00 1.000																					

Cincinnati Reds @ Montreal Expos
Olympic Stadium, Montreal, QB
Mon Jun 18 1979, 7:05 PM EDT
Att: 25,086 - Unknown

AB	33
R	2
H	7
RBI	2
BB	1
SO	3
LOB	7



Batter	1	2	3	4	5	6	7	8	9	AB	R	H	RBI	BB	SO	LOB	TOP			
Ken Griffey, L (1,9) OBP: 0.347, SLG: 0.450	P6		G1			F9		FC1-6		4	0	0	0	0	0	1	Cincinnati Reds @ Montreal Expos Olympic Stadium, Montreal, QB Tue Jun 19 1979, 7:05 PM EDT Att: 35,222 - Unknown			
Dave Concepcion, R (1,6) OBP: 0.350, SLG: 0.437	4-3		F8			F9		F8		4	0	0	0	0	0	1				
Joe Morgan, L (1,4) OBP: 0.404, SLG: 0.441	K		K			FC6-4 BB		G3		3	0	0	0	1	2	1				
George Foster, R (1,7) OBP: 0.401, SLG: 0.583		F9 1B SF7 BB		F8		FC6-4 1-2		K2-3		3	1	0	0	1	1	1				
Johnny Bench, R (1,2) OBP: 0.373, SLG: 0.393		2B 1-2 1B		G3-6-1 1B			F7	F7		4	0	2	0	0	0	0				
Dan Driessen, L (1,3) OBP: 0.336, SLG: 0.473		F9 2-3		G3-6-1 1-2			G3	L9		4	0	0	0	0	0	3				
Ray Knight, R (1,5) OBP: 0.379, SLG: 0.404		SF7 3-H			5-3			F9		2	0	0	1	0	0	0				
Paul Blair, R (1,8) OBP: 0.266, SLG: 0.410		1-3 2B						HR		3	1	3	1	0	0	0				
Michael LaCoss, R (1,1) OBP: 0.111, SLG: 0.111		L8						FC1-6 2B		2	0	0	0	0	0	2				
Tom Hume, R (6,1) OBP: 0.207, SLG: 0.214										0	0	0	0	0	0	0				
Dave Collins, S (6,PH) OBP: 0.405, SLG: 0.430										1	0	1	0	0	0	0				
Manny Sarmiento, R (8,1) OBP: 0.405, SLG: 0.430										0	0	0	0	0	0	0				
Inning Stats	R: 0 E: 0 K: 1 S: 5	H: 0 LOB: 0 BB: 0 P: 5	R: 1 E: 0 K: 0 S: 5	H: 2 LOB: 2 BB: 1 P: 9	R: 0 E: 0 K: 1 S: 5	H: 0 LOB: 0 BB: 0 P: 5	R: 0 E: 0 K: 0 S: 3	H: 1 LOB: 0 BB: 0 P: 3	R: 0 E: 0 K: 0 S: 3	H: 0 LOB: 1 BB: 1 P: 7	R: 0 E: 0 K: 0 S: 3	H: 0 LOB: 0 BB: 0 P: 3	R: 1 E: 0 K: 0 S: 5	H: 2 LOB: 1 BB: 0 P: 5	R: 0 E: 0 K: 1 S: 5	H: 0 LOB: 0 BB: 0 P: 5	1B: 3 2B: 2 3B: 0 HR: 1	SF: 1 SAC: 0 DP: 1 HBP: 0	WP: 0 PB: 0 SB: 0 CS: 0	PA: 33
PITCHER	IP WLS BF H R ER SO BB IBB HBP BLK WP HR S P ERA WHIP																			
Bill Lee, L (1,1) ERA: 3.66	7.0 W 27 6 2 2 2 2 2 0 0 0 0 1 29 37 2.57 1.143																			
Woodie Fryman, L (8,1) ERA: 1.46	2.0 S 6 0 0 0 1 0 0 0 0 0 0 0 8 8 0.00 0.000																			

Batter	1	2	3	4	5	6	7	8	9	AB	R	H	RBI	BB	SO	LOB	BOTTOM			
Warren Cromartie, L (1,7) OBP: 0.330, SLG: 0.442	6-3 E 1B	F7				CS 1B		FC4-6 1B		4	1	3	0	0	0	1	Cincinnati Reds @ Montreal Expos Olympic Stadium, Montreal, QB Tue Jun 19 1979, 7:05 PM EDT Att: 35,222 - Unknown			
Rodney Scott, S (1,4) OBP: 0.305, SLG: 0.256	6-3 1-2 1B		L4-3 BB		CS 1-2	F7		FC4-6 1-2		3	0	0	0	1	0	2				
Andre Dawson, R (1,8) OBP: 0.300, SLG: 0.490	E5 G3 2-H 1B		L4-3 1-2			1B 1B		F9		4	1	2	0	0	0	1				
Tony Perez, R (1,3) OBP: 0.335, SLG: 0.466	G3 2-3		F7			BB 1B 1B		K		4	0	1	0	0	1	1				
Gary Carter, R (1,2) OBP: 0.358, SLG: 0.524	F8			F7		BB 1B		K		4	0	1	1	0	1	1				
Ellis Valentine, R (1,9) OBP: 0.308, SLG: 0.427		CS 1B		L9		1-2 2-H 1B				2	0	1	0	1	0	0				
Larry Parrish, R (1,5) OBP: 0.349, SLG: 0.444		K 1-2		1-3		G6-4-3 BB		G6-4-3 1-2 2-3		3	0	0	0	0	1	4				
Chris Speier, R (1,6) OBP: 0.333, SLG: 0.341		1B 3B			5-3			F5		3	1	1	0	0	0	0				
Bill Lee, L (1,1) OBP: 0.188, SLG: 0.188					B1-3			1-3		3	0	1	1	0	0	0				
Woodie Fryman, R (8,1) ERA: 9.0		3-H 1B								0	0	0	0	0	0	0				
Inning Stats	R: 1 E: 1 K: 0 S: 5	H: 2 LOB: 1 BB: 0 P: 5	R: 1 E: 0 K: 1 S: 7	H: 3 LOB: 1 BB: 0 P: 7	R: 0 E: 0 K: 0 S: 2	H: 0 LOB: 0 BB: 1 P: 6	R: 0 E: 0 K: 0 S: 3	H: 0 LOB: 0 BB: 0 P: 3	R: 0 E: 0 K: 0 S: 3	H: 1 LOB: 0 BB: 0 P: 3	R: 1 E: 0 K: 0 S: 5	H: 3 LOB: 2 BB: 1 P: 9	R: 0 E: 0 K: 0 S: 4	H: 1 LOB: 1 BB: 0 P: 4	R: 0 E: 0 K: 2 S: 7	H: 0 LOB: 0 BB: 0 P: 7	1B: 9 2B: 2 3B: 1 HR: 0	SF: 0 SAC: 0 DP: 3 HBP: 0	WP: 0 PB: 0 SB: 0 CS: 2	PA: 33
PITCHER	IP WLS BF H R ER SO BB IBB HBP BLK WP HR S P ERA WHIP																			
Michael LaCoss, R (1,1) ERA: 2.37	5.1 L 24 9 3 3 1 2 0 0 0 0 0 0 24 32 5.06 2.062																			
Tom Hume, R (6,1) ERA: 3.53	1.2 5 1 0 0 0 0 0 0 0 0 0 0 5 5 0.00 0.600																			
Manny Sarmiento, R (8,1) ERA: 9.0	1.0 3 0 0 0 2 0 0 0 0 0 0 0 7 7 0.00 0.000																			

AB	30
R	2
H	6
RBI	2
BB	2
SO	3
LOB	9



AB	30
R	3
H	10
RBI	2
BB	2
SO	3
LOB	10



Batter	1	2	3	4	5	6	7	8	9	10	11	AB	R	H	RBI	BB	SO	LOB	TOP											
Ken Griffey, L OBP: 0.348, SLG: 0.450 Dave Collins, S OBP: 0.398, SLG: 0.446	0-0 BB 1B	0-0 4-3			0-0 SF9 3B		0-3 K		0-0 F8		0-0 1-3	2	0	1	0	0	0	1												
Dave Concepcion, R OBP: 0.348, SLG: 0.445	0-3 K		0-0 F9		0-0 SF9		0-0 HR		0-3 K			4	1	1	3	0	2	1												
Joe Morgan, L OBP: 0.399, SLG: 0.430	4-0 FC3-6 BB		0-0 P6		0-0 F2		0-0 4-3		0-0 G3			4	0	0	0	1	0	0												
George Foster, R OBP: 0.401, SLG: 0.577	0-0 F9		4-0 BB		0-0 F7				0-0 SH5-4 HBP 1B		0-0 E4 FC4-6	4	0	1	0	1	0	2												
Dan Driessen, L OBP: 0.333, SLG: 0.464	0-0 FC3-6 1-2		0-0 P6			0-0 P6			1-0 SH5-4 HBP		0-0 FC4-6 L9-3	4	0	0	0	0	0	4												
Johnny Bench, R OBP: 0.371, SLG: 0.395			0-0 F2		0-0 3-1 2B		0-0 P6		0-0 SH5-4		0-0 L9-3	4	0	1	0	0	0	1												
Cesar Geronimo, L OBP: 0.308, SLG: 0.386			0-0 2B		0-0 F8		0-3 K		4-0 IBB		0-0 1-3	4	1	1	0	1	1	1												
Rick Auerbach, R OBP: 0.271, SLG: 0.250 Ken Henderson, S OBP: 0.267, SLG: 0.214 Doug Bair, R OBP: 0.259, SLG: 0.259 Arturo DeFreitas, R OBP: 0.207, SLG: 0.214 Tom Hume, R OBP: 0.207, SLG: 0.214			0-0 2B		0-0 3-1		0-3 K		0-3 K		0-0 F8	3	0	1	1	0	1	1												
Tom Seaver, R OBP: 0.407, SLG: 0.304 Junior Kennedy, R OBP: 0.341, SLG: 0.304			0-3 K		0-3 K		0-0 HR 1B		0-3 K		0-0 1B	3	1	1	0	0	2	2												
	R: 0 E: 0 K: 1 S: 6	H: 1 LOB: 2 BB: 1 P: 10	R: 1 E: 0 K: 1 S: 7	H: 2 LOB: 1 BB: 0 P: 7	R: 0 E: 0 K: 0 S: 3	H: 0 LOB: 1 BB: 1 P: 7	R: 0 E: 0 K: 1 S: 6	H: 1 LOB: 1 BB: 0 P: 6	R: 1 E: 0 K: 0 S: 4	H: 1 LOB: 0 BB: 0 P: 4	R: 0 E: 0 K: 2 S: 5	H: 0 LOB: 0 BB: 0 P: 5	R: 2 E: 0 K: 2 S: 9	H: 2 LOB: 0 BB: 0 P: 9	R: 0 E: 0 K: 2 S: 8	H: 1 LOB: 3 BB: 1 P: 13	R: 0 E: 0 K: 1 S: 5	H: 0 LOB: 0 BB: 0 P: 5	R: 0 E: 1 K: 0 S: 3	H: 0 LOB: 0 BB: 0 P: 3	R: 0 E: 0 K: 0 S: 4	H: 1 LOB: 1 BB: 0 P: 4	1B: 4 2B: 4 3B: 1 HR: 1	SF: 1 SAC: 1 DP: 1 HBP: 1	WP: 0 PB: 0 SB: 0 CS: 0	PA: 46				
	PITCHER											IP	WLS	BF	H	R	ER	SO	BB	IBB	HBP	BLK	WP	HR	S	P	ERA	WHIP		
Scott Sanderson, R ERA: 3.27												7.0		31	8	4	4	6	0	0	0	0	0	0	1	49	5.14	1.429		
Dan Schatzeder, L ERA: 2.61												0.0		1	0	0	0	0	0	0	1	0	0	0	0	0	1	∞	∞	
Stan Bahnsen, R ERA: 2.78												2.0		7	0	0	0	3	0	1	0	0	0	0	12	16	0.00	0.000		
Elias Sosa, R ERA: 1.79												2.0	W	7	1	0	0	0	0	0	0	0	0	0	7	7	0.00	0.500		

Cincinnati Reds @ Montreal Expos
Olympic Stadium, Montreal, QB
Wed Jun 20 1979, 7:05 PM EDT
Att: 25,233 - Unknown

AB	40
R	4
H	9
RBI	4
BB	3
SO	9
LOB	21



Batter	1	2	3	4	5	6	7	8	9	10	11	AB	R	H	RBI	BB	SO	LOB	BOTTOM										
Warren Cromartie, L OBP: 0.327, SLG: 0.438	0-0 4-3		0-0 F7			0-0 HR B3 1B	0-0 G3			0-0 F7		5	1	1	0	0	0	0											
Rodney Scott, S OBP: 0.303, SLG: 0.255	0-0 F5 S 1B		0-0 G3			0-0 B3		0-3 K		0-0 F7		5	0	1	0	0	1	1											
Andre Dawson, R OBP: 0.302, SLG: 0.498	4-0 BB 1-2 BB		0-0 1-3			0-0 HR 2H		0-0 L8		0-3 K		4	1	1	2	1	1	0											
Gary Carter, R OBP: 0.350, SLG: 0.512	0-0 F5				0-0 F3		0-0 F8		0-0 F7		0-0 B2	5	0	0	0	0	0	2											
Tom Hutton, L OBP: 0.375, SLG: 0.429	0-0 4-3				0-0 P6		0-0 G1		0-0 5-3		0-0 2B 2B	5	1	1	0	0	0	2											
Ellis Valentine, R OBP: 0.306, SLG: 0.423 Jerry White, S OBP: 0.302, SLG: 0.400			0-0 B1-3		0-0 5-3				0-0 FC4-6 2B		4-0 2B IBB	2	0	0	0	0	0	0											
Larry Parrish, R OBP: 0.355, SLG: 0.460			0-0 FC1-6 1B			0-0 F7		0-0 HR		4-0 FC4-6 IBB	0-3 K	4	1	2	2	1	1	2											
Chris Speier, R OBP: 0.329, SLG: 0.335 Dave Cash, R OBP: 0.571, SLG: 0.583 Jim Mason, L OBP: 0.323, SLG: 0.357			0-0 FC1-6		0-0 F7		0-0 F7		0-0 FC4-6		0-0 2B	3	0	0	0	0	0	1											
Scott Sanderson, R OBP: 0.138, SLG: 0.172 Dan Schatzeder, L OBP: 0.389, SLG: 0.533 Stan Bahnsen, R OBP: 0.333, SLG: 0.464 Elias Sosa, R OBP: 0.250, SLG: 0.375			0-3 K		0-3 K		0-3 K		0-3 K		0-3 K	3	0	0	0	0	3	1											
	R: 0 E: 0 K: 0 S: 4	H: 1 LOB: 2 BB: 1 P: 8	R: 0 E: 0 K: 1 S: 6	H: 1 LOB: 1 BB: 0 P: 6	R: 0 E: 0 K: 0 S: 3	H: 0 LOB: 0 BB: 0 P: 3	R: 0 E: 0 K: 0 S: 3	H: 0 LOB: 0 BB: 0 P: 3	R: 0 E: 0 K: 1 S: 5	H: 0 LOB: 0 BB: 0 P: 5	R: 2 E: 0 K: 1 S: 7	H: 2 LOB: 0 BB: 0 P: 7	R: 0 E: 0 K: 1 S: 5	H: 0 LOB: 0 BB: 0 P: 5	R: 0 E: 0 K: 1 S: 6	H: 1 LOB: 2 BB: 1 P: 10	R: 0 E: 0 K: 1 S: 5	H: 0 LOB: 0 BB: 0 P: 5	R: 1 E: 0 K: 1 S: 6	H: 2 LOB: 2 BB: 1 P: 10	1B: 4 2B: 3 3B: 0 HR: 2	SF: 0 SAC: 0 DP: 0 HBP: 0	WP: 0 PB: 0 SB: 1 CS: 0	PA: 44					
	PITCHER											IP	WLS	BF	H	R	ER	SO	BB	IBB	HBP	BLK	WP	HR	S	P	ERA	WHIP	
Tom Seaver, R ERA: 4.46												7.0		28	6	4	4	3	1	0	0	0	0	2	33	37	5.14	1.000	
Doug Bair, R ERA: 3.82												3.0		11	1	0	0	3	0	1	0	0	0	0	16	20	0.00	0.333	
Tom Hume, R ERA: 3.62												0.2	L	5	2	1	1	1	0	1	0	0	0	0	6	10	13.50	3.000	

Cincinnati Reds @ Montreal Expos
Olympic Stadium, Montreal, QB
Wed Jun 20 1979, 7:05 PM EDT
Att: 25,233 - Unknown

AB	41
R	5
H	9
RBI	5
BB	3
SO	7
LOB	13



Batter	1	2	3	4	5	6	7	8	9	AB	R	H	RBI	BB	SO	LOB	TOP					
Bake McBride, L OBP: 0.311, SLG: 0.419										5	1	3	2	0	1	0	Philadelphia Phillies @ Montreal Expos Olympic Stadium, Montreal, QB Fri Jun 22 1979, 7:05 PM EDT Att: 40,729 - Unknown					
Larry Bowa, S OBP: 0.397, SLG: 0.386										3	1	1	0	1	0	3						
Del Unser, L OBP: 0.337, SLG: 0.385										1	0	0	0	0	1	0						
Pete Rose, S OBP: 0.423, SLG: 0.473										5	0	2	0	0	0	2						
Mike Schmidt, R OBP: 0.387, SLG: 0.575										4	0	1	1	0	0	2						
Greg Luzinski, R OBP: 0.357, SLG: 0.405										3	0	0	0	1	2	0						
Gary Maddox, R OBP: 0.316, SLG: 0.485										4	1	2	1	0	0	2						
Manny Trillo, R OBP: 0.336, SLG: 0.366										4	1	2	0	0	1	1						
Bob Boone, R OBP: 0.357, SLG: 0.401										4	1	1	0	0	0	4						
Randy Lerch, L OBP: 0.138, SLG: 0.216										2	0	0	0	0	0	0						
Ron Reed, R OBP: 0.347, SLG: 0.500										0	0	0	0	0	0	0						
Tim McCraw, L OBP: 0.356, SLG: 0.371										0	0	0	0	0	0	0						
Tug McGraw, R OBP: 1.000, SLG: 1.000										0	0	0	0	0	0	0						
Inning Stats	R: 2 E: 0 K: 0 S: 7	H: 4 LOB: 3 BB: 1 P: 11	R: 0 E: 0 K: 1 S: 5	H: 0 LOB: 1 BB: 1 P: 9	R: 0 E: 0 K: 0 S: 3	H: 0 LOB: 0 BB: 0 P: 3	R: 0 E: 0 K: 0 S: 3	H: 0 LOB: 0 BB: 0 P: 3	R: 0 E: 0 K: 0 S: 4	H: 2 LOB: 1 BB: 0 P: 4	R: 3 E: 1 K: 1 S: 9	H: 4 LOB: 1 BB: 0 P: 9	R: 0 E: 0 K: 1 S: 5	H: 1 LOB: 0 BB: 0 P: 5	R: 0 E: 0 K: 1 S: 6	H: 1 LOB: 1 BB: 0 P: 6	R: 0 E: 0 K: 1 S: 5	H: 0 LOB: 0 BB: 0 P: 5	1B: 9 2B: 1 3B: 0 HR: 2	SF: 0 SAC: 0 DP: 2 HBP: 0	WP: 0 PB: 0 SB: 1 CS: 1	PA: 39
PITCHER	IP WLS BF H R ER SO BB IBB HBP BLK WP HR S P ERA WHIP																					
Ross Grimsley, L ERA: 4.67	(1, 1)	7.0 W 33 12 5 4 3 2 0 0 0 0 0 2 37 45 5.14 2.000																				
Elias Sosa, R ERA: 1.71	(8, 1)	2.0 S 6 0 0 0 2 0 0 0 0 0 0 0 10 10 0.00 0.000																				

Batter	1	2	3	4	5	6	7	8	9	AB	R	H	RBI	BB	SO	LOB	BOTTOM					
Warren Cromartie, L OBP: 0.332, SLG: 0.446										4	3	2	2	1	0	0	Philadelphia Phillies @ Montreal Expos Olympic Stadium, Montreal, QB Fri Jun 22 1979, 7:05 PM EDT Att: 40,729 - Unknown					
Rodney Scott, S OBP: 0.312, SLG: 0.263										4	0	3	0	1	0	2						
Andre Dawson, R OBP: 0.304, SLG: 0.498										4	0	2	3	0	1	3						
Tony Perez, R OBP: 0.330, SLG: 0.458										5	0	1	1	0	0	4						
Gary Carter, R OBP: 0.357, SLG: 0.514										3	0	2	0	1	0	2						
Ellis Valentine, R OBP: 0.300, SLG: 0.415										4	0	0	0	0	0	6						
Jerry White, S OBP: 0.302, SLG: 0.400										0	0	0	0	0	0	0						
Larry Parrish, R OBP: 0.357, SLG: 0.466										4	1	2	0	0	0	0						
Chris Speier, R OBP: 0.327, SLG: 0.333										4	2	1	0	0	1	2						
Ross Grimsley, L OBP: 0.188, SLG: 0.219										3	0	1	0	0	0	1						
Elias Sosa, R OBP: 0.250, SLG: 0.375										0	0	0	0	0	0	0						
Inning Stats	R: 0 E: 0 K: 0 S: 5	H: 2 LOB: 2 BB: 0 P: 5	R: 0 E: 0 K: 0 S: 4	H: 1 LOB: 0 BB: 0 P: 4	R: 1 E: 0 K: 0 S: 6	H: 3 LOB: 2 BB: 0 P: 6	R: 3 E: 1 K: 1 S: 10	H: 4 LOB: 3 BB: 1 P: 14	R: 2 E: 0 K: 0 S: 4	H: 2 LOB: 2 BB: 2 P: 12	R: 0 E: 0 K: 0 S: 3	H: 1 LOB: 0 BB: 0 P: 3	R: 0 E: 0 K: 1 S: 5	H: 0 LOB: 0 BB: 0 P: 5	R: 0 E: 0 K: 0 S: 4	H: 1 LOB: 1 BB: 0 P: 4	R: 0 E: 0 K: 0 S: 4	H: 1 LOB: 1 BB: 0 P: 4	1B: 12 2B: 1 3B: 1 HR: 0	SF: 1 SAC: 1 DP: 1 HBP: 0	WP: 0 PB: 0 SB: 1 CS: 0	PA: 40
PITCHER	IP WLS BF H R ER SO BB IBB HBP BLK WP HR S P ERA WHIP																					
Randy Lerch, L ERA: 3.43	(1, 1)	3.2 L 22 10 4 2 1 0 0 0 0 0 0 5 17 4.91 2.727																				
Rawly Eastwick, R ERA: 7.13	(4, 1)	1.1 8 2 2 2 0 2 1 0 0 0 0 0 5 17 13.50 3.000																				
Ron Reed, R ERA: 5.08	(6, 1)	2.0 6 1 0 0 1 0 0 0 0 0 0 0 8 8 0.00 0.500																				
Tug McGraw, L ERA: 2.83	(8, 1)	1.0 4 1 0 0 0 0 0 0 0 0 0 0 4 4 0.00 1.000																				

Batter	1	2	3	4	5	6	7	8	9	AB	R	H	RBI	BB	SO	LOB	TOP					
Bake McBride, L OBP: 0.306, SLG: 0.412 (1, 9)	5-3		L8			K			5-3	4	0	0	0	0	1	1						
Larry Bowa, S OBP: 0.355, SLG: 0.380 (1, 6)	G4-6-3 BB			G3			P4		4-3	3	0	0	0	1	0	0						
Pete Rose, S OBP: 0.421, SLG: 0.468 (1, 3)	G4-6-3 1-2			G5-4-3 BB			F5		L8	3	0	0	0	1	0	1						
Mike Schmidt, R OBP: 0.383, SLG: 0.568 (1, 5)		F7		G5-4-3 1-2			K			3	0	0	0	0	1	1						
Greg Luzinski, R OBP: 0.357, SLG: 0.401 (1, 7)		K			4-3			4-0	1B BB	2	0	0	0	1	1	0						
Gary Maddox, R OBP: 0.312, SLG: 0.479 (1, 8)					L8				L9	3	0	0	0	0	0	1						
Manny Trillo, R OBP: 0.339, SLG: 0.363 (8, PH) Del Unser, L OBP: 0.333, SLG: 0.380 (8, PH) Ron Reed, R OBP: 0.400, SLG: 0.500 (8, 1)			4-3 BB			K			F7	1	0	0	0	1	1	0	AB R H RBI BB SO LOB					
Dave Rader, L OBP: 0.300, SLG: 0.474 (1, 2)			4-3 1-2			F7				3	0	1	0	0	0	1						
Nino Espinosa, R OBP: 0.147, SLG: 0.121 (1, 1) Tim McCarver, L OBP: 0.351, SLG: 0.365 (8, PH) Bud Harrelson, S OBP: 0.383, SLG: 0.314 (8, 4)			K			5-3			F7	2	0	0	0	0	1	1						
Inning Stats	R: 0 E: 0 K: 0 S: 2	H: 0 LOB: 0 BB: 1 P: 6	R: 0 E: 0 K: 1 S: 5	H: 0 LOB: 0 BB: 0 P: 5	R: 0 E: 0 K: 1 S: 5	H: 0 LOB: 1 BB: 1 P: 9	R: 0 E: 0 K: 0 S: 2	H: 0 LOB: 0 BB: 1 P: 6	R: 0 E: 0 K: 1 S: 5	H: 0 LOB: 0 BB: 0 P: 5	R: 0 E: 0 K: 1 S: 5	H: 0 LOB: 0 BB: 0 P: 5	R: 0 E: 0 K: 1 S: 5	H: 0 LOB: 0 BB: 0 P: 5	R: 0 E: 0 K: 0 S: 4	H: 1 LOB: 2 BB: 1 P: 8	R: 0 E: 0 K: 0 S: 3	H: 0 LOB: 0 BB: 0 P: 3	1B: 1 2B: 0 3B: 0 HR: 0	SF: 0 SAC: 0 DP: 2 HBP: 0	WP: 0 PB: 0 SB: 0 CS: 0	PA: 30
PITCHER Steve Rogers, R ERA: 2.47 (1, 1)	IP: 9.0 WLS: W BF: 30 H: 1 R: 0 ER: 0 SO: 5 BB: 4 IBB: 0 HBP: 0 BLK: 0 WP: 0 HR: 0 S: 36 P: 52 ERA: 0.00 WHIP: 0.556															PITCHER Steve Rogers, R ERA: 2.47 (1, 1)	IP: 9.0 WLS: W BF: 30 H: 1 R: 0 ER: 0 SO: 5 BB: 4 IBB: 0 HBP: 0 BLK: 0 WP: 0 HR: 0 S: 36 P: 52 ERA: 0.00 WHIP: 0.556					

Philadelphia Phillies @ Montreal Expos
Olympic Stadium, Montreal, QB
Sat Jun 23 1979, 7:05 PM EDT
Att: 24,439 - Unknown

AB	26
R	0
H	1
RBI	0
BB	4
SO	5
LOB	9



Batter	1	2	3	4	5	6	7	8	9	AB	R	H	RBI	BB	SO	LOB	BOTTOM			
Warren Cromartie, L OBP: 0.331, SLG: 0.443 (1, 7)	6-3		F8			FC4 1B			G3	4	0	1	0	0	0	1				
Rodney Scott, S OBP: 0.311, SLG: 0.263 (1, 4)	L8		1-3			FC4 1B SF8			S 1B	4	1	1	0	0	0	2				
Andre Dawson, R OBP: 0.310, SLG: 0.502 (1, 8)	S 1B			1B G6-4-3 1B					F9	4	2	3	0	0	0	1				
Tony Perez, R OBP: 0.330, SLG: 0.458 (1, 3)	4-3 1-H			G6-4-3 1B		SF8				2	0	1	1	0	0	0				
Gary Carter, R OBP: 0.353, SLG: 0.507 (1, 2)		6-3		G6-4-3 1-2 3-H		1-3			1-3	3	0	0	0	0	0	2				
Jerry White, S OBP: 0.303, SLG: 0.397 (1, 9)		4-3		F8					G5-4-3 1B	3	0	1	0	0	0	0				
Larry Parrish, R OBP: 0.352, SLG: 0.459 (1, 5)		F3			P6				G5-4-3 1-2	3	0	0	0	0	0	1				
Chris Speier, R OBP: 0.327, SLG: 0.333 (1, 6)					5-3				K	3	0	1	0	0	1	0				
Steve Rogers, R OBP: 0.238, SLG: 0.231 (1, 1)				F3		1-3			K	3	0	0	0	0	1	1				
Inning Stats	R: 1 E: 0 K: 0 S: 4	H: 1 LOB: 0 BB: 0 P: 4	R: 0 E: 0 K: 0 S: 3	H: 0 LOB: 0 BB: 0 P: 3	R: 0 E: 0 K: 0 S: 4	H: 1 LOB: 1 BB: 0 P: 4	R: 1 E: 0 K: 0 S: 4	H: 2 LOB: 0 BB: 0 P: 4	R: 0 E: 0 K: 0 S: 3	H: 0 LOB: 0 BB: 0 P: 3	R: 1 E: 0 K: 0 S: 5	H: 2 LOB: 1 BB: 0 P: 5	R: 0 E: 0 K: 1 S: 5	H: 1 LOB: 0 BB: 0 P: 5	R: 0 E: 0 K: 1 S: 6	H: 1 LOB: 1 BB: 0 P: 6	1B: 8 2B: 0 3B: 0 HR: 0	SF: 1 SAC: 0 DP: 2 HBP: 0	WP: 0 PB: 0 SB: 3 CS: 0	PA: 30
PITCHER Nino Espinosa, R ERA: 3.09 (1, 1) Ron Reed, R ERA: 4.95 (8, 1)	IP: 7.0 WLS: L BF: 26 H: 7 R: 3 ER: 2 SO: 1 BB: 0 IBB: 0 HBP: 0 BLK: 0 WP: 0 HR: 0 S: 28 P: 28 ERA: 2.57 WHIP: 1.000															PITCHER Nino Espinosa, R ERA: 3.09 (1, 1) Ron Reed, R ERA: 4.95 (8, 1)	IP: 7.0 WLS: L BF: 26 H: 7 R: 3 ER: 2 SO: 1 BB: 0 IBB: 0 HBP: 0 BLK: 0 WP: 0 HR: 0 S: 28 P: 28 ERA: 2.57 WHIP: 1.000			


Philadelphia Phillies @ Montreal Expos
Olympic Stadium, Montreal, QB
Sat Jun 23 1979, 7:05 PM EDT
Att: 24,439 - Unknown

AB	29
R	3
H	8
RBI	1
BB	0
SO	2
LOB	8



Batter	1	2	3	4	5	6	7	8	9	10	11	AB	R	H	RBI	BB	SO	LOB	TOP			
Jerry White, S OBP: 0.270, SLG: 0.444 (1, 8)	L8		F9			F9				FC6-4		5	0	2	0	0	0	1				
Rodney Scott, S OBP: 0.338, SLG: 0.302 (1, 4)	1-3		K			K				5-3		5	1	1	0	0	2	2				
Warren Cromartie, L OBP: 0.345, SLG: 0.468 (1, 7)	4-3		F7			4-3				6-3		5	1	1	1	0	0	2				
Gary Carter, R OBP: 0.384, SLG: 0.619 (1, 2)		5-3				G6-4-3				6-3		5	0	2	1	0	0	0				
Tony Solaita, L OBP: 0.471, SLG: 0.692 (1, 3)		4-3				K				HR		3	1	1	1	2	2	1				
Ellis Valentine, R OBP: 0.265, SLG: 0.312 (1, 9)	4-3		G6-4-3			F9				L6		5	0	0	0	0	1	4				
Larry Parrish, R OBP: 0.339, SLG: 0.413 (1, 5)		FC6-4				F9				K		3	0	0	0	1	2	0				
Chris Speier, R OBP: 0.376, SLG: 0.368 Andre Dawson, R OBP: 0.320, SLG: 0.580 Jim Mason, L OBP: 0.250, SLG: 0.250 (1, 6)		FC6-4				6-3				K		4	0	1	0	0	1	2				
Dan Schatzeder, L Woodie Fryman, R Elias Sosa, R OBP: 0.200, SLG: 0.200 (1, 1)			L9			4-1				K		3	0	0	0	0	1	0				
Inning Stats	R: 0 E: 0 K: 0 S: 3	H: 0 LOB: 0 BB: 0 P: 3	R: 0 E: 0 K: 0 S: 3	H: 0 LOB: 2 BB: 2 P: 11	R: 0 E: 0 K: 1 S: 6	H: 1 LOB: 1 BB: 0 P: 6	R: 0 E: 0 K: 1 S: 5	H: 1 LOB: 0 BB: 0 P: 5	R: 0 E: 0 K: 0 S: 3	H: 0 LOB: 0 BB: 0 P: 3	R: 1 E: 0 K: 3 S: 9	H: 2 LOB: 2 BB: 1 P: 9	R: 0 E: 0 K: 1 S: 5	H: 1 LOB: 0 BB: 0 P: 5	R: 0 E: 0 K: 1 S: 6	H: 1 LOB: 1 BB: 0 P: 6	R: 1 E: 0 K: 2 S: 8	H: 1 LOB: 0 BB: 0 P: 8	1B: 6 2B: 0 3B: 0 HR: 2	SF: 0 SAC: 0 DP: 1 HBP: 0	WP: 0 PB: 0 SB: 0 CS: 0	PA: 42
PITCHER	IP 9.0	WLS 2.0	BF 34	H 6	R 2	ER 2	SO 7	BB 3	IBB 0	HBP 0	BLK 0	WP 0	HR 1	S 45	P 57	ERA 2.00	WHIP 1.000					
Silvio Martinez, R ERA: 2.64 Buddy Schultz, L ERA: 4.32 (1, 1)	(10, 1)																					

Montreal Expos @ St. Louis Cardinals
 Busch Stadium, St. Louis, MO
 Mon Jun 25 1979, 3:33 AM CDT
 Att: 18,225 - Unknown



AB 39
 R 3
 H 8
 RBI 3
 BB 3
 SO 10
 LOB 13

Batter	1	2	3	4	5	6	7	8	9	10	11	AB	R	H	RBI	BB	SO	LOB	BOTTOM					
Jerry Mumphrey, S OBP: 0.320, SLG: 0.333 (1, 7)	4-3		F8			5-3						5	0	2	0	0	1	1						
Tony Scott, S OBP: 0.309, SLG: 0.405 (1, 8)	F9		K			K				F8		4	0	0	0	1	2	2						
Keith Hernandez, L OBP: 0.301, SLG: 0.421 (1, 3)	6-3		F8			3-1				F9		5	0	0	0	0	0	2						
George Hendrick, R OBP: 0.377, SLG: 0.483 Dane Iorg, L OBP: 0.310, SLG: 0.389 (1, 9)		2B	K			K				G4-6-3		2	1	1	0	0	1	1						
Ken Reitz, R OBP: 0.308, SLG: 0.405 (1, 5)		2B				K				G4-6-3		3	0	0	0	0	1	1						
Steve Swisher, R OBP: 0.287, SLG: 0.083 (1, 2)		2B				P6				4-3		5	1	1	1	0	0	1						
Mike Tyson, R OBP: 0.276, SLG: 0.405 (1, 4)		F7				L7				L9		4	0	1	0	0	0	1						
Mike Phillips, L OBP: 0.300, SLG: 0.276 Roger Freed, R OBP: 0.300, SLG: 0.500 Bernie Carbo, L OBP: 0.188, SLG: 0.154 Buddy Schultz, R (1, 6)		FC4-6				F8				2B		4	0	2	1	0	0	1						
Silvio Martinez, R OBP: 0.194, SLG: 0.167 Garry Templeton, S OBP: 0.281, SLG: 0.321 Ken Oberkfell, L OBP: 0.361, SLG: 0.419 (1, 1)		1B				F8				F7		3	0	1	0	0	2	3						
Inning Stats	R: 0 E: 0 K: 0 S: 3	H: 0 LOB: 0 BB: 0 P: 3	R: 2 E: 0 K: 1 S: 8	H: 3 LOB: 1 BB: 0 P: 8	R: 0 E: 0 K: 2 S: 8	H: 1 LOB: 1 BB: 0 P: 8	R: 0 E: 0 K: 1 S: 6	H: 1 LOB: 2 BB: 1 P: 10	R: 0 E: 0 K: 1 S: 5	H: 0 LOB: 0 BB: 0 P: 5	R: 0 E: 0 K: 2 S: 8	H: 1 LOB: 1 BB: 0 P: 8	R: 0 E: 0 K: 0 S: 2	H: 0 LOB: 0 BB: 1 P: 6	R: 0 E: 0 K: 1 S: 6	H: 1 LOB: 1 BB: 0 P: 6	R: 0 E: 0 K: 0 S: 3	H: 1 LOB: 0 BB: 0 P: 3	R: 0 E: 1 K: 0 S: 3	H: 0 LOB: 0 BB: 0 P: 3	1B: 3 2B: 5 3B: 0 HR: 0	SF: 0 SAC: 0 DP: 2 HBP: 0	WP: 0 PB: 0 SB: 0 CS: 1	PA: 41
PITCHER	IP 7.0	WLS 1.2	BF 29	H 6	R 1	ER 2	SO 8	BB 2	IBB 0	HBP 0	BLK 0	WP 0	HR 0	S 43	P 51	ERA 2.57	WHIP 1.143							
Dan Schatzeder, L ERA: 2.45 Woodie Fryman, L ERA: 2.45 Elias Sosa, R ERA: 1.75 (1, 1)	(8, 1)																							

Montreal Expos @ St. Louis Cardinals
 Busch Stadium, St. Louis, MO
 Mon Jun 25 1979, 3:33 AM CDT
 Att: 18,225 - Unknown



AB 39
 R 2
 H 8
 RBI 2
 BB 2
 SO 9
 LOB 15

Batter	1	2	3	4	5	6	7	8	9	AB	R	H	RBI	BB	SO	LOB	TOP							
Warren Cromartie, L (1,7) OBP: 0.332, SLG: 0.448	0-3 K		0-0 1B		0-0 G3	0-3 K		0-0 B3	5 0 1 1 0 2 1								Montreal Expos @ St. Louis Cardinals Busch Stadium, St. Louis, MO Tue Jun 26 1979, 7:05 PM CDT Att: 16,791 - Unknown							
Rodney Scott, S (1,4) OBP: 0.316, SLG: 0.270	4-0 CS BB		0-0 6-3		4-0 FC5-4 BB		0-0 SH1-3 2B	3 1 2 0 2 0 1																
Andre Dawson, R (1,8) OBP: 0.301, SLG: 0.483	0-0 F3		0-0 6-3		0-0 FC5-4		0-0 SH1-3	4 0 1 0 0 0 3																
Tony Perez, R (1,3) OBP: 0.333, SLG: 0.461	0-0 6-3				0-0 2B		0-0 4-3	5 1 2 0 0 0 3																
Gary Carter, R (1,2) OBP: 0.360, SLG: 0.526		0-0 P4		0-0 5-3		0-0 1-3 1B	0-0 5-3	4 1 1 0 0 0 1																
Jerry White, S (1,9) OBP: 0.297, SLG: 0.371		0-0 L7		0-3 K		0-0 G3	0-0 F9	4 0 0 0 0 1 3																
Larry Parrish, R (1,5) OBP: 0.356, SLG: 0.468		0-0 F7		4-0 BB		4-0 1-3 1B IBB	0-0 6-3	2 1 0 0 2 0 0																
Chris Speier, R (1,6) OBP: 0.326, SLG: 0.332			0-0 1B		0-0 F9		0-0 F9	2 1 1 0 0 0 2																
Tom Hutton, L (6,PH) OBP: 0.376, SLG: 0.424			0-0 1B		0-0 F9		0-0 F9	1 0 0 1 0 0 2																
Jim Mason, L (6,PH) OBP: 0.313, SLG: 0.345			0-0 1B		0-0 F9		0-0 F9	1 0 0 0 0 0 0																
Ross Grimsley, L (1,1) OBP: 0.229, SLG: 0.257			0-0 E2		0-0 F7		0-0 4-3	3 0 2 2 0 0 0																
Stan Bahnsen, R (6,1)			1-3 1B		0-0 1B		0-0 1B	0 0 0 0 0 0 0																
Woodie Fryman, R (7,1)			1-3 1B		0-0 1B		0-0 1B	1 0 0 0 0 0 0																
Inning Stats	R: 0 E: 0 K: 1 S: 5	H: 0 LOB: 1 BB: 1 P: 9	R: 0 E: 0 K: 0 S: 3	H: 0 LOB: 0 BB: 0 P: 3	R: 1 E: 1 K: 0 S: 5	H: 3 LOB: 1 BB: 0 P: 5	R: 0 E: 0 K: 1 S: 6	H: 1 LOB: 2 BB: 1 P: 10	R: 0 E: 0 K: 0 S: 3	H: 0 LOB: 1 BB: 1 P: 7	R: 3 E: 0 K: 1 S: 8	H: 3 LOB: 1 BB: 1 P: 12	R: 1 E: 0 K: 0 S: 4	H: 1 LOB: 0 BB: 0 P: 4	R: 0 E: 0 K: 0 S: 3	H: 0 LOB: 0 BB: 0 P: 3	R: 0 E: 0 K: 0 S: 5	H: 2 LOB: 2 BB: 0 P: 5	1B: 8 2B: 2 3B: 0 HR: 0	SF: 0 SAC: 1 DP: 0 HBP: 0	WP: 0 PB: 1 SB: 0 CS: 1	PA: 40		
PITCHER	IP WLS BF H R ER SO BB IBB HBP BLK WP HR S P ERA WHIP	IP WLS BF H R ER SO BB IBB HBP BLK WP HR S P ERA WHIP	IP WLS BF H R ER SO BB IBB HBP BLK WP HR S P ERA WHIP	IP WLS BF H R ER SO BB IBB HBP BLK WP HR S P ERA WHIP	IP WLS BF H R ER SO BB IBB HBP BLK WP HR S P ERA WHIP	IP WLS BF H R ER SO BB IBB HBP BLK WP HR S P ERA WHIP	IP WLS BF H R ER SO BB IBB HBP BLK WP HR S P ERA WHIP	IP WLS BF H R ER SO BB IBB HBP BLK WP HR S P ERA WHIP	IP WLS BF H R ER SO BB IBB HBP BLK WP HR S P ERA WHIP	IP WLS BF H R ER SO BB IBB HBP BLK WP HR S P ERA WHIP	IP WLS BF H R ER SO BB IBB HBP BLK WP HR S P ERA WHIP	IP WLS BF H R ER SO BB IBB HBP BLK WP HR S P ERA WHIP	IP WLS BF H R ER SO BB IBB HBP BLK WP HR S P ERA WHIP	IP WLS BF H R ER SO BB IBB HBP BLK WP HR S P ERA WHIP	IP WLS BF H R ER SO BB IBB HBP BLK WP HR S P ERA WHIP	IP WLS BF H R ER SO BB IBB HBP BLK WP HR S P ERA WHIP	IP WLS BF H R ER SO BB IBB HBP BLK WP HR S P ERA WHIP	IP WLS BF H R ER SO BB IBB HBP BLK WP HR S P ERA WHIP	IP WLS BF H R ER SO BB IBB HBP BLK WP HR S P ERA WHIP	IP WLS BF H R ER SO BB IBB HBP BLK WP HR S P ERA WHIP	IP WLS BF H R ER SO BB IBB HBP BLK WP HR S P ERA WHIP	IP WLS BF H R ER SO BB IBB HBP BLK WP HR S P ERA WHIP	IP WLS BF H R ER SO BB IBB HBP BLK WP HR S P ERA WHIP	IP WLS BF H R ER SO BB IBB HBP BLK WP HR S P ERA WHIP

AB	35
R	5
H	10
RBI	4
BB	4
SO	3
LOB	16



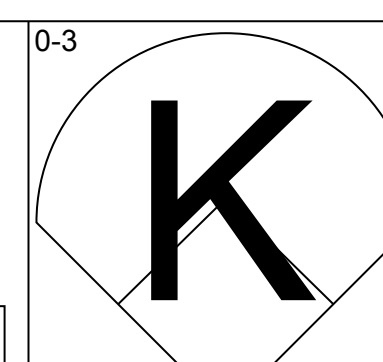
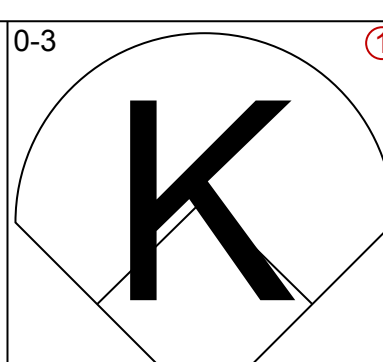
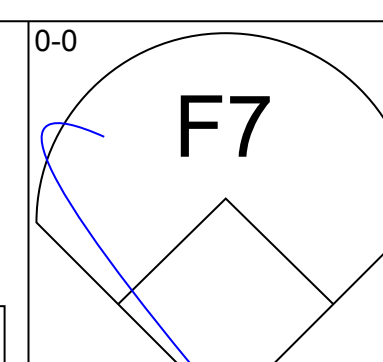
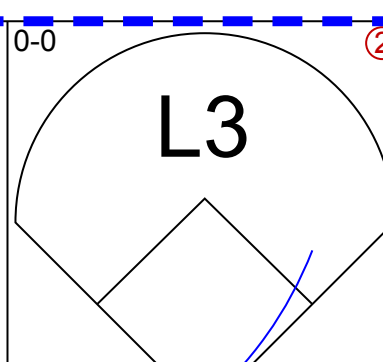
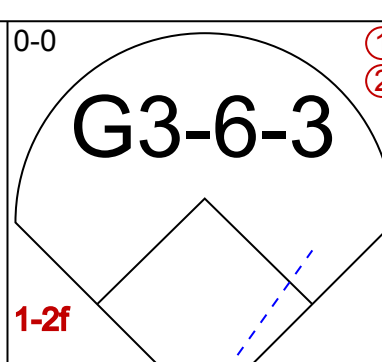
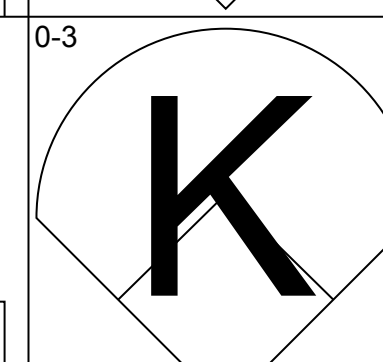
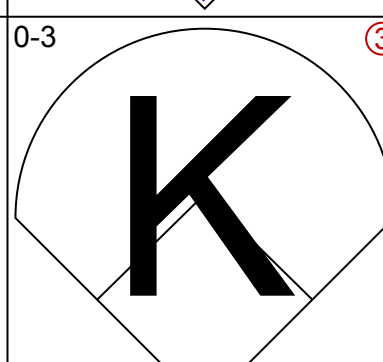
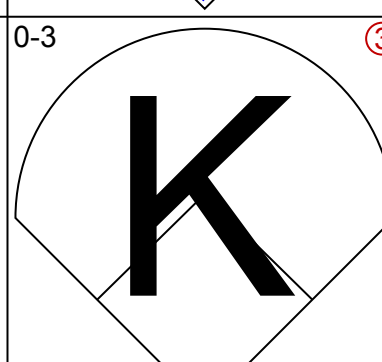
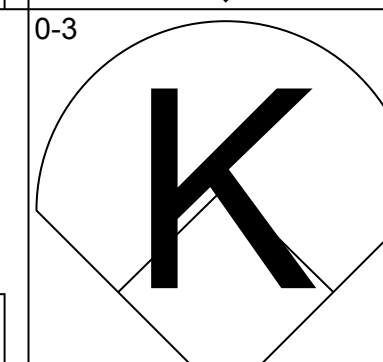
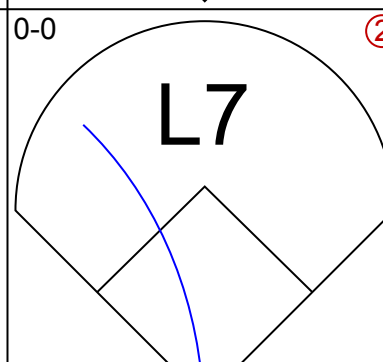

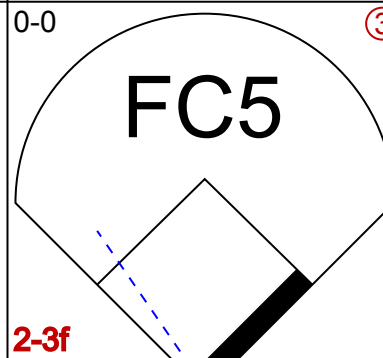
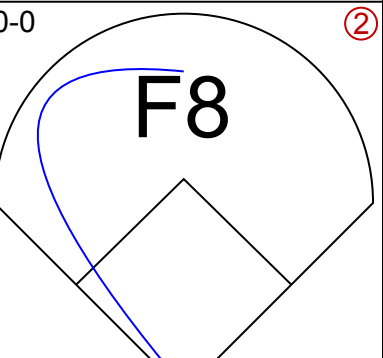
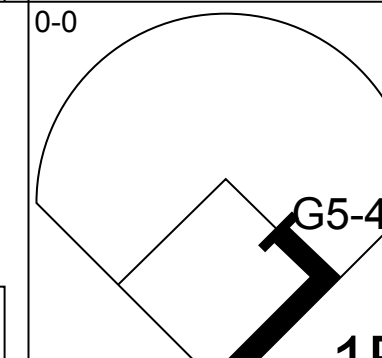
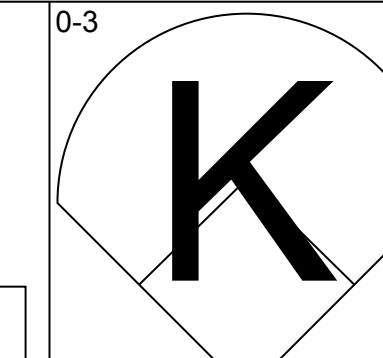
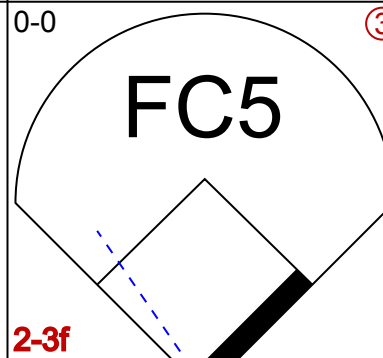
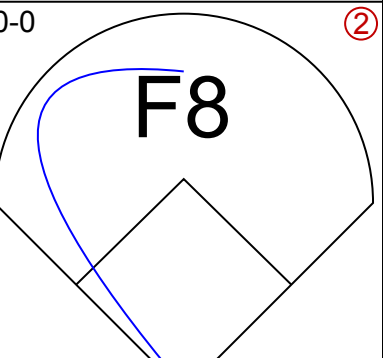
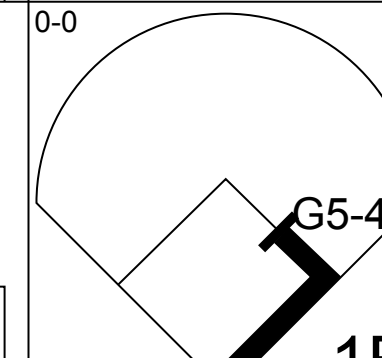
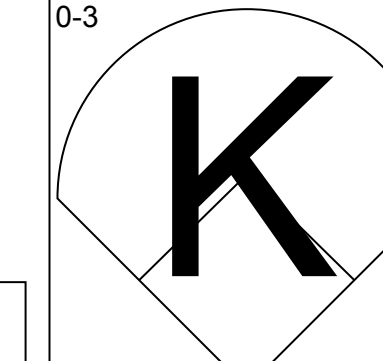
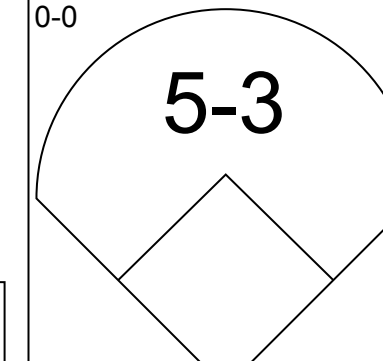
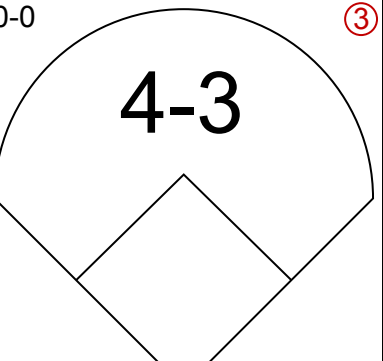
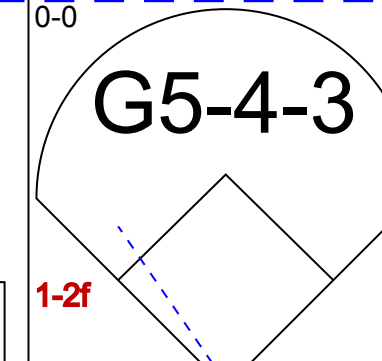
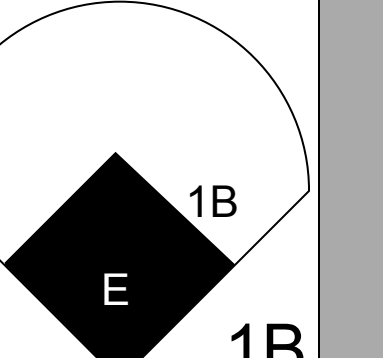
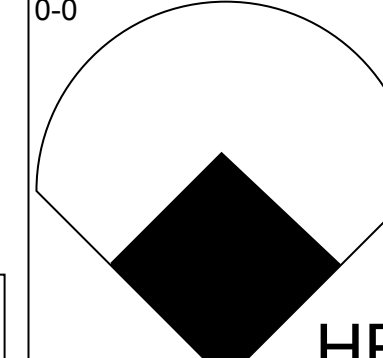
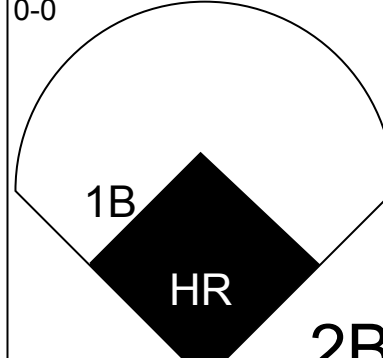
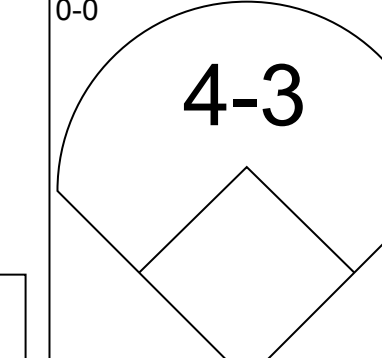
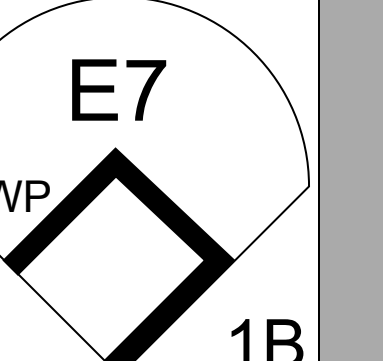
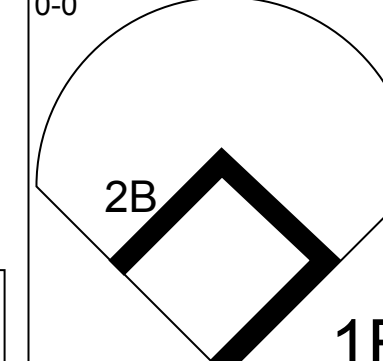
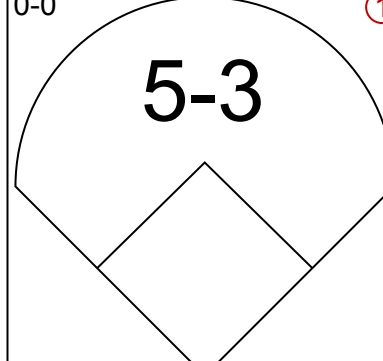
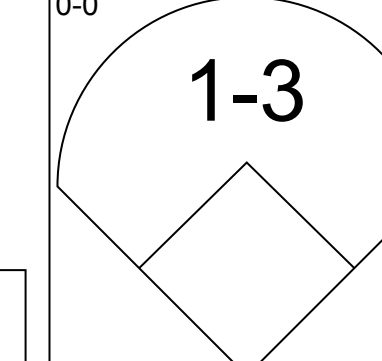
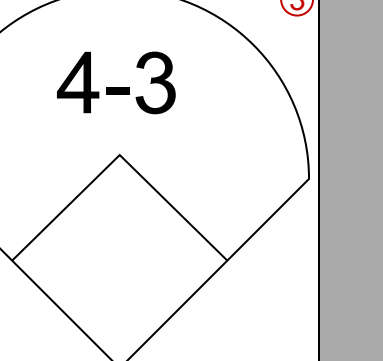
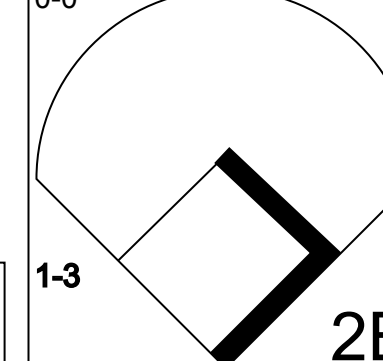
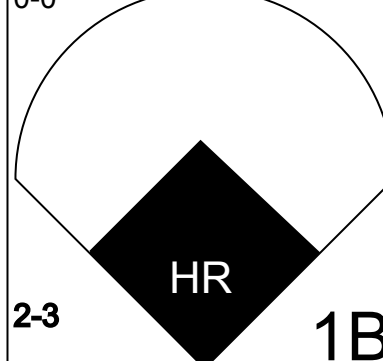
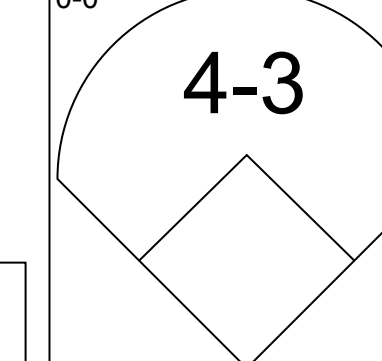
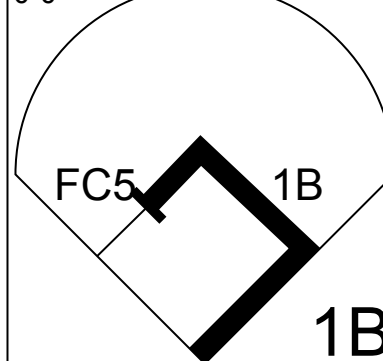
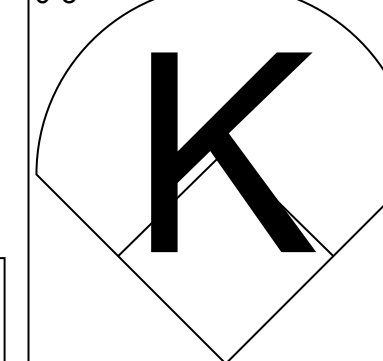
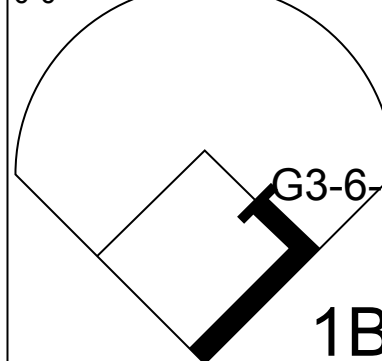

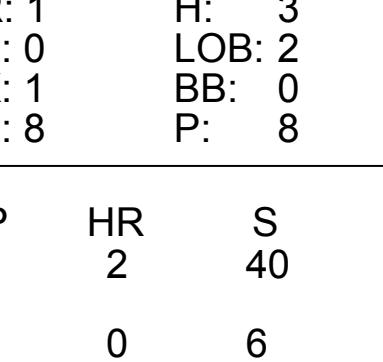
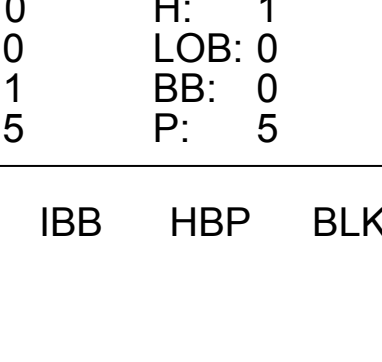




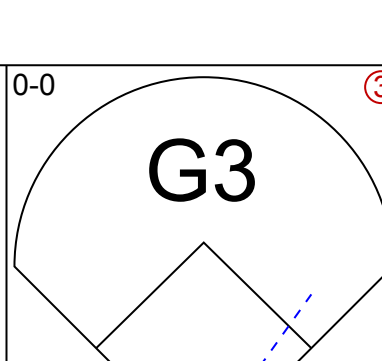

Batter	1	2	3	4	5	6	7	8	9	AB	R	H	RBI	BB	SO	LOB	BOTTOM							
Garry Templeton, S (1,6) OBP: 0.338, SLG: 0.407	0-0 F3		0-0 FC4-6 1B		0-0 6-3		0-3 K		4 1 1 0 0 1 1								Montreal Expos @ St. Louis Cardinals Busch Stadium, St. Louis, MO Tue Jun 26 1979, 7:05 PM CDT Att: 16,791 - Unknown							
Lou Brock, L (1,7) OBP: 0.372, SLG: 0.462	0-0 S 1B		0-0 FC4-6 1B		0-0 6-3		0-0 1-2 1B		4 0 3 0 0 0 0															
Keith Hernandez, L (1,3) OBP: 0.380, SLG: 0.500	0-0 F2		0-0 FC4-6 FC4		0-0 F8		0-3 K		4 0 0 0 0 1 5															
George Hendrick, R (1,9) OBP: 0.395, SLG: 0.521	0-0 4-3		0-0 FC4		4-0 2B BB		0-3 K		3 1 0 1 1 1 2															
Tony Scott, S (1,8) OBP: 0.336, SLG: 0.411		0-0 1B SF8 1B	0-0 L7		0-0 1-1 2B		0-3 K		4 1 2 1 0 1 1															
Ken Reitz, R (1,5) OBP: 0.312, SLG: 0.401		0-0 WP 1B		0-0 5-3		0-0 F8		0-0 F7	4 0 1 0 0 0 1															
Steve Swisher, R (1,2) OBP: 0.189, SLG: 0.188		0-0 SF8		0-0 F2		0-0 G3		0-0 F9	1 0 0 1 0 0 0															
Terry Kennedy, L (6,PH) (7,2)		0-0 F7		0-0 L5		0-0 4-3		0-0 F9	2 0 0 0 0 0 1															
Mike Tyson, R (1,4) OBP: 0.261, SLG: 0.348		0-0 F7		0-0 L5		0-0 4-3		0-0 F9	1 0 0 0 0 0 0															
Ken Oberkell, L (7,PH) OBP: 0.363, SLG: 0.418		0-0 F7		0-0 L5		0-0 4-3		0-0 F9	1 0 0 0 0 0 0															
Jerry Mumphrey, S (6,PH) OBP: 0.330, SLG: 0.357		0-0 F7		0-0 L5		0-0 4-3		0-0 F9	1 0 0 0 0 0 0															
John Denny, R (1,1) OBP: 0.108, SLG: 0.167		0-0 5-3		0-3 K		4-0 1B BB		0-0 L6	2 0 0 0 0 1 1															
Bernie Carbo, L (7,PH) OBP: 0.308, SLG: 0.158									0 0 0 0 1 0 0															
Will McEnaney, L (6,1)									0 0 0 0 0 0 0															
George Frazier, R (6,1)									0 0 0 0 0 0 0															
Roger Freed, R (6,PH) OBP: 0.364, SLG: 0.611									1 0 0 0 0 0 0															
Inning Stats	R: 0 E: 0 K: 0 S: 4	H: 1 LOB: 1 BB: 0 P: 4	R: 1 E: 0 K: 0 S: 5	H: 2 LOB: 1 BB: 0 P: 5	R: 1 E: 0 K: 0 S: 5	H: 2 LOB: 1 BB: 0 P: 5	R: 0 E: 0 K: 0 S: 3	H: 0 LOB: 0 BB: 0 P: 3	R: 0 E: 0 K: 1 S: 5	H: 0 LOB: 0 BB: 0 P: 5	R: 1 E: 0 K: 0 S: 4	H: 1 LOB: 1 BB: 1 P: 8	R: 0 E: 0 K: 2 S: 8	H: 1 LOB: 2 BB: 1 P: 12	R: 0 E: 0 K: 2 S: 7	H: 0 LOB: 0 BB: 0 P: 7	R: 0 E: 0 K: 0 S: 3	H: 0 LOB: 0 BB: 0 P: 3	1B: 6 2B: 1 3B: 0 HR: 0	SF: 1 SAC: 0 DP: 0 HBP: 0	WP: 1 PB: 0 SB: 1 CS: 0	PA: 36		
PITCHER	IP WLS BF H R ER SO BB IBB HBP BLK WP HR S P ERA WHIP	IP WLS BF H R ER SO BB IBB HBP BLK WP HR S P ERA WHIP	IP WLS BF H R ER SO BB IBB HBP BLK WP HR S P ERA WHIP	IP WLS BF H R ER SO BB IBB HBP BLK WP HR S P ERA WHIP	IP WLS BF H R ER SO BB IBB HBP BLK WP HR S P ERA WHIP	IP WLS BF H R ER SO BB IBB HBP BLK WP HR S P ERA WHIP	IP WLS BF H R ER SO BB IBB HBP BLK WP HR S P ERA WHIP	IP WLS BF H R ER SO BB IBB HBP BLK WP HR S P ERA WHIP	IP WLS BF H R ER SO BB IBB HBP BLK WP HR S P ERA WHIP	IP WLS BF H R ER SO BB IBB HBP BLK WP HR S P ERA WHIP	IP WLS BF H R ER SO BB IBB HBP BLK WP HR S P ERA WHIP	IP WLS BF H R ER SO BB IBB HBP BLK WP HR S P ERA WHIP	IP WLS BF H R ER SO BB IBB HBP BLK WP HR S P ERA WHIP	IP WLS BF H R ER SO BB IBB HBP BLK WP HR S P ERA WHIP	IP WLS BF H R ER SO BB IBB HBP BLK WP HR S P ERA WHIP	IP WLS BF H R ER SO BB IBB HBP BLK WP HR S P ERA WHIP	IP WLS BF H R ER SO BB IBB HBP BLK WP HR S P ERA WHIP	IP WLS BF H R ER SO BB IBB HBP BLK WP HR S P ERA WHIP	IP WLS BF H R ER SO BB IBB HBP BLK WP HR S P ERA WHIP	IP WLS BF H R ER SO BB IBB HBP BLK WP HR S P ERA WHIP	IP WLS BF H R ER SO BB IBB HBP BLK WP HR S P ERA WHIP	IP WLS BF H R ER SO BB IBB HBP BLK WP HR S P ERA WHIP	IP WLS BF H R ER SO BB IBB HBP BLK WP HR S P ERA WHIP	IP WLS BF H R ER SO BB IBB HBP BLK WP HR S P ERA WHIP

AB	33
R	3
H	7
RBI	3
BB	2
SO	5
LOB	13



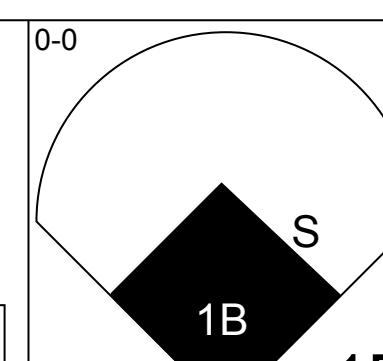
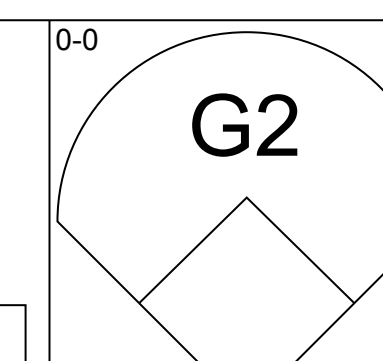
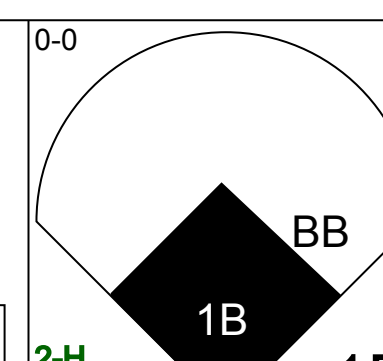
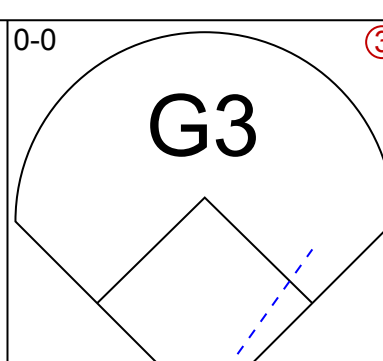
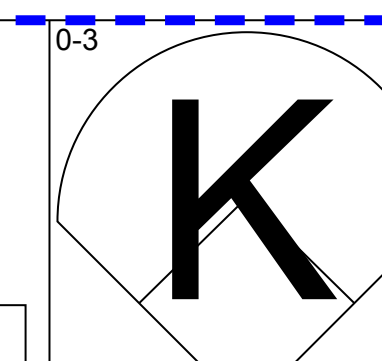
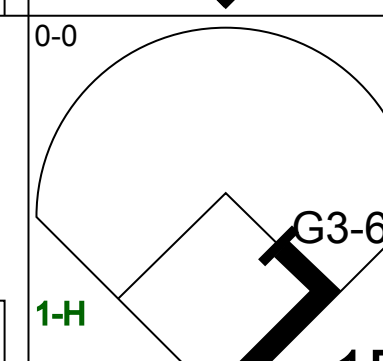
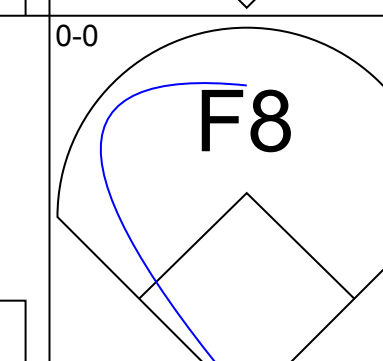
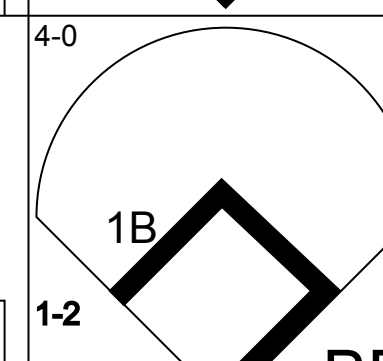
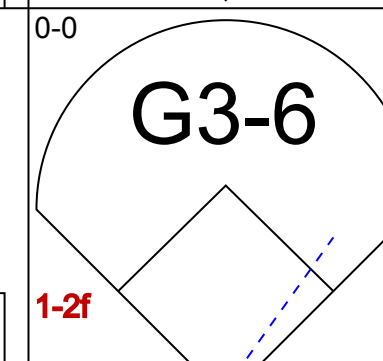
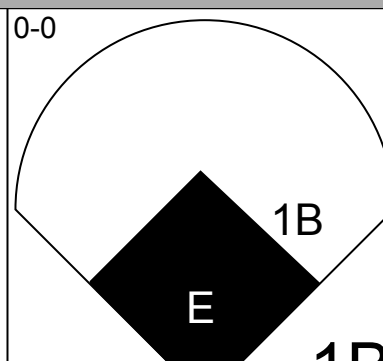


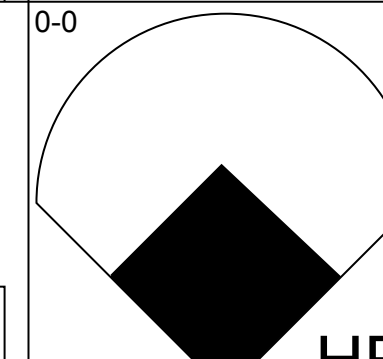
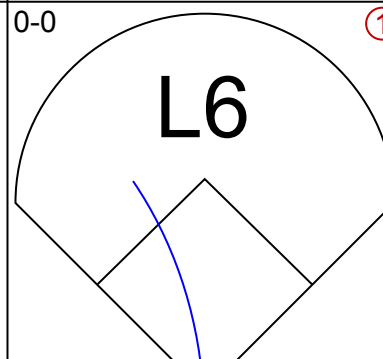
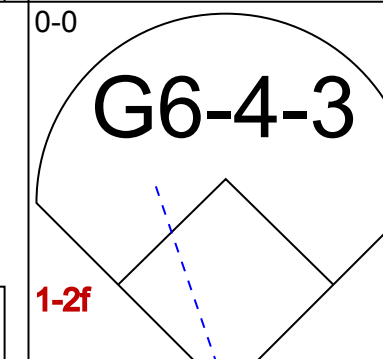

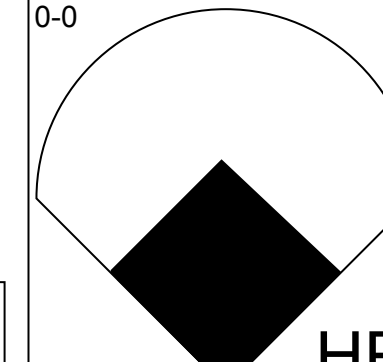
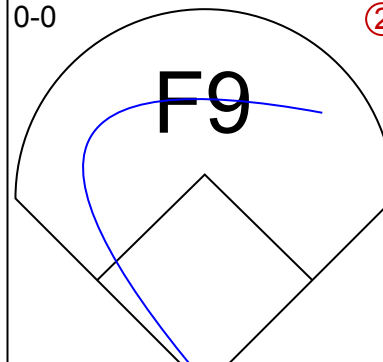
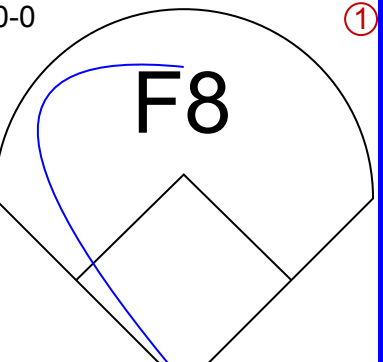
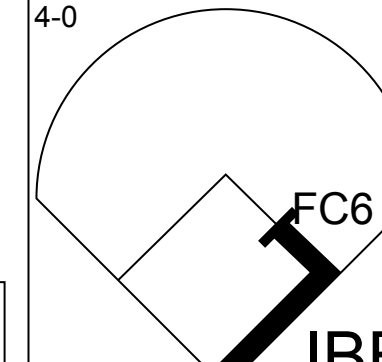
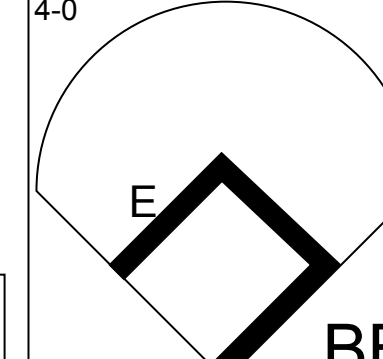
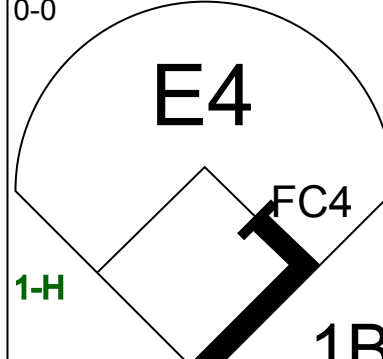

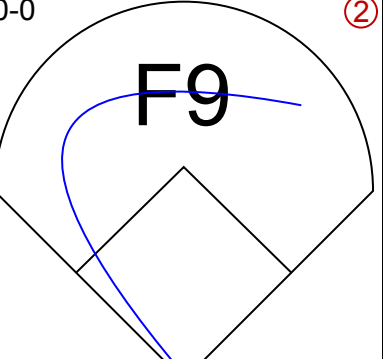
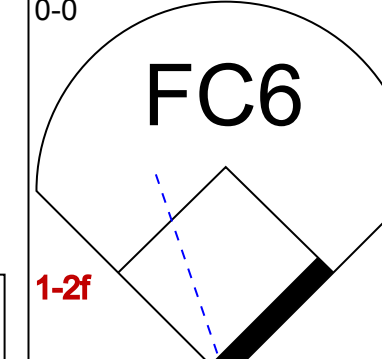
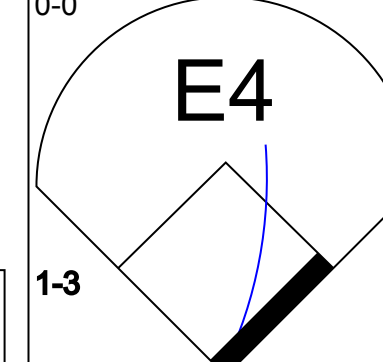
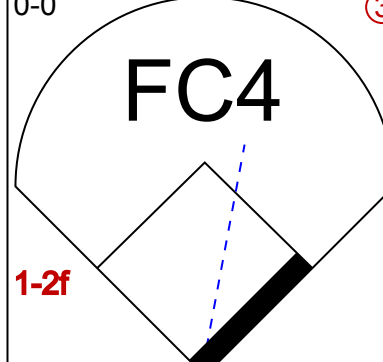
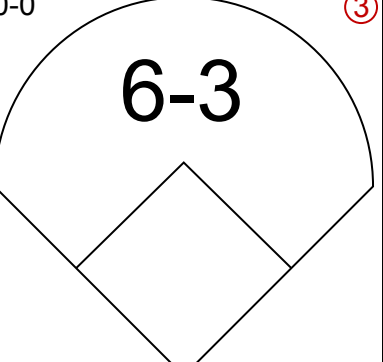
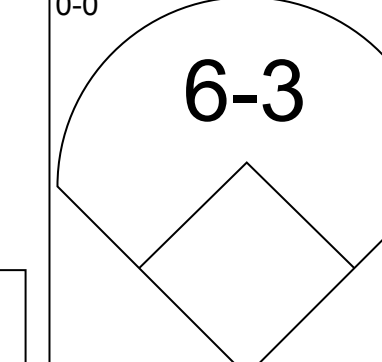
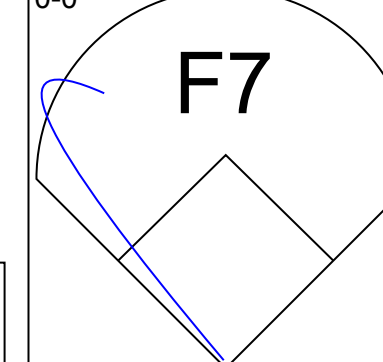
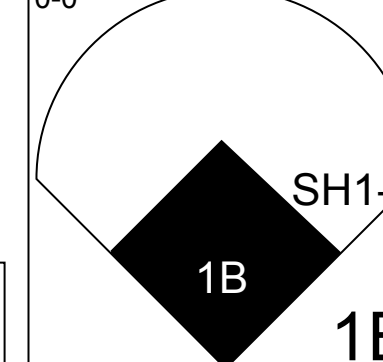
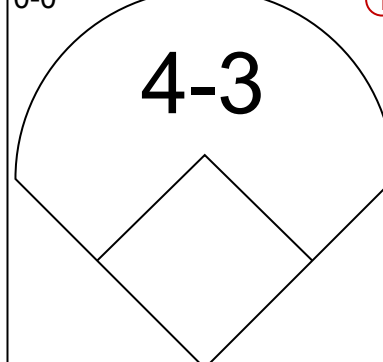
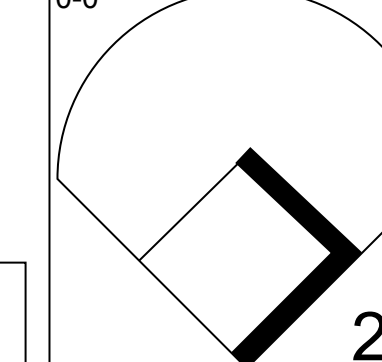
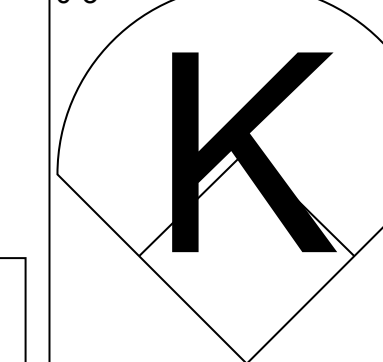
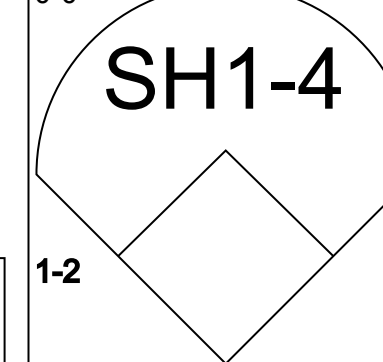
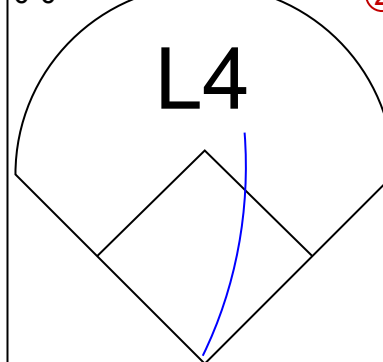
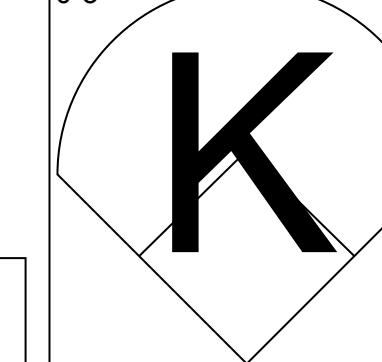
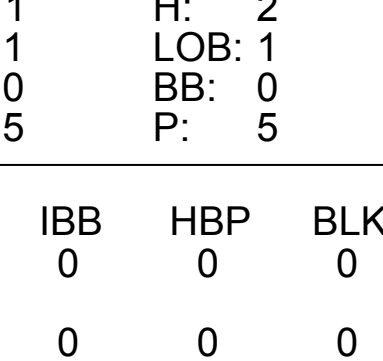
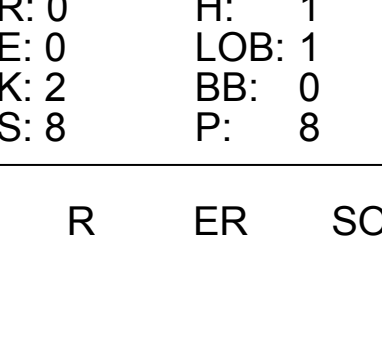
Batter	1	2	3	4	5	6	7	8	9	AB	R	H	RBI	BB	SO	LOB	TOP			
Warren Cromartie, L OBP: 0.328, SLG: 0.441	4-3		4-3			F7			4-3	4	0	0	0	0	0	0	Montreal Expos @ St. Louis Cardinals Busch Stadium, St. Louis, MO Wed Jun 27 1979, 7:05 PM CDT Att: 14,864 - Unknown livebaseballscorecards.com			
Rodney Scott, S OBP: 0.312, SLG: 0.266	4-3			K			L8		L4	4	0	0	0	0	1	0				
Andre Dawson, R OBP: 0.298, SLG: 0.478	E7			F9			6-3			3	0	0	0	0	0	0				
Tony Solaita, L OBP: 0.467, SLG: 0.528	G3			K			4-3			3	0	0	0	0	1	1				
Jerry White, S OBP: 0.286, SLG: 0.356			K			F8			4-3	3	0	0	0	0	1	0				
Larry Parrish, R OBP: 0.351, SLG: 0.462	4-3			K			5-3			3	0	0	0	0	1	0				
Duffy Dyer, R OBP: 0.348, SLG: 0.429				4-3					1B	3	0	1	0	0	1	0				
Chris Speier, R OBP: 0.322, SLG: 0.327			F7			F8			K	3	0	0	0	0	1	1				
Steve Rogers, R OBP: 0.233, SLG: 0.225				4-3					1-3	1	0	0	0	0	0	0				
Dave Cash, R OBP: 0.500, SLG: 0.500						K				1	0	0	0	0	1	0				
Rudy May, L OBP: 0.368, SLG: 0.412										0	0	0	0	0	0	0				
Tom Hutton, L OBP: 0.368, SLG: 0.412										1	0	0	0	0	0	0				
Inning Stats	R: 0 E: 1 K: 0 S: 4	H: 0 LOB: 1 BB: 0 P: 4	R: 0 E: 0 K: 2 S: 7	H: 0 LOB: 3 BB: 0 P: 7	R: 0 E: 0 K: 0 S: 3	H: 0 LOB: 0 BB: 0 P: 3	R: 0 E: 0 K: 2 S: 7	H: 0 LOB: 0 BB: 0 P: 7	R: 0 E: 0 K: 1 S: 5	H: 0 LOB: 0 BB: 0 P: 5	R: 0 E: 0 K: 0 S: 3	H: 0 LOB: 0 BB: 0 P: 3	R: 0 E: 0 K: 1 S: 6	H: 1 LOB: 1 BB: 0 P: 6	R: 0 E: 0 K: 0 S: 3	H: 0 LOB: 0 BB: 0 P: 3	1B: 1 2B: 0 3B: 0 HR: 0	SF: 0 SAC: 0 DP: 0 HBP: 0	WP: 0 PB: 0 SB: 0 CS: 0	PA: 29
PITCHER Silvio Martinez, R ERA: 2.62	IP: 9.0 WLS: W BF: 29 H: 1 R: 0 ER: 0 SO: 7 BB: 0 IBB: 0 HBP: 0 BLK: 0 WP: 0 HR: 0 S: 43 P: 43 ERA: 0.00 WHIP: 0.111																			

Batter	1	2	3	4	5	6	7	8	9	AB	R	H	RBI	BB	SO	LOB	BOTTOM			
Garry Templeton, S OBP: 0.340, SLG: 0.409	1B	1B		G3			P6			4	2	2	0	0	0	0	Montreal Expos @ St. Louis Cardinals Busch Stadium, St. Louis, MO Wed Jun 27 1979, 7:05 PM CDT Att: 14,864 - Unknown livebaseballscorecards.com			
Lou Brock, L OBP: 0.375, SLG: 0.460	F7	1B		4-3			1B			3	1	1	2	0	0	1				
Tony Scott, S OBP: 0.334, SLG: 0.409	K	1B		K			K			4	0	1	1	0	3	2				
Dane Iorg, L OBP: 0.319, SLG: 0.357	1B					F5				3	0	1	1	0	0	2				
George Hendrick, R OBP: 0.398, SLG: 0.523	1B	L9					1B			1	0	1	1	0	0	0				
Keith Hernandez, L OBP: 0.381, SLG: 0.496	BB	BB		K			L6			2	0	0	0	2	1	1				
Terry Kennedy, L OBP: 0.381, SLG: 0.496	L7	L4		4-3						4	0	0	0	0	0	5				
Ken Oberkfell, L OBP: 0.362, SLG: 0.415										3	1	1	0	0	0	0				
Ken Reitz, R OBP: 0.311, SLG: 0.399		1B		4-3			F2			1	0	0	0	0	1	0				
Mike Phillips, L OBP: 0.308, SLG: 0.289		1B		K			K			4	1	1	0	0	3	0				
Silvio Martinez, R OBP: 0.067, SLG: 0.071		1B		K			K			3	0	0	0	0	2	2				
Inning Stats	R: 1 E: 0 K: 1 S: 7	H: 2 LOB: 2 BB: 1 P: 11	R: 3 E: 0 K: 0 S: 8	H: 5 LOB: 3 BB: 1 P: 12	R: 0 E: 0 K: 2 S: 7	H: 0 LOB: 0 BB: 0 P: 7	R: 0 E: 0 K: 1 S: 5	H: 0 LOB: 0 BB: 0 P: 5	R: 0 E: 0 K: 2 S: 7	H: 0 LOB: 0 BB: 0 P: 7	R: 1 E: 0 K: 1 S: 6	H: 1 LOB: 1 BB: 0 P: 7	R: 0 E: 0 K: 2 S: 7	H: 0 LOB: 0 BB: 0 P: 7	R: 0 E: 0 K: 0 S: 7	H: 0 LOB: 0 BB: 0 P: 7	1B: 8 2B: 0 3B: 0 HR: 0	SF: 0 SAC: 0 DP: 0 HBP: 1	WP: 0 PB: 1 SB: 2 CS: 0	PA: 35
PITCHER Steve Rogers, R ERA: 2.66 Rudy May, L ERA: 3.6	IP: 5.0 WLS: L BF: 24 H: 7 R: 4 ER: 4 SO: 5 BB: 2 IBB: 0 HBP: 0 BLK: 0 WP: 0 HR: 0 S: 32 P: 40 ERA: 7.20 WHIP: 1.800																			

Batter	1	2	3	4	5	6	7	8	9	AB	R	H	RBI	BB	SO	LOB	TOP							
Warren Cromartie, L OBP: 0.322, SLG: 0.434 (1, 7)										5	0	0	0	0	2	4	Montreal Expos @ Pittsburgh Pirates Three Rivers Stadium, Pittsburgh, PA Fri Jun 29 1979, 7:05 PM EDT Att: 35,677 - Unknown							
Rodney Scott, S OBP: 0.315, SLG: 0.267 David Palmer, R (6, 1)										3	0	1	0	1	2	0								
Woodie Fryman, R (8, 1)										0	0	0	0	0	0	0								
Tony Solaita, L OBP: 0.457, SLG: 0.514 (9, PH)										1	0	0	0	0	1	0								
Andre Dawson, R OBP: 0.294, SLG: 0.471 (1, 8)										4	0	0	0	0	1	3								
Tony Perez, R OBP: 0.332, SLG: 0.457 (1, 3)										4	0	1	0	0	1	3								
Gary Carter, R OBP: 0.354, SLG: 0.517 (1, 2)										4	0	0	0	0	1	2								
Jerry White, S OBP: 0.309, SLG: 0.429 (1, 9)										4	3	3	1	0	0	0								
Larry Parrish, R OBP: 0.354, SLG: 0.462 (1, 5)										4	0	2	0	0	0	1								
Chris Speier, R OBP: 0.325, SLG: 0.335 (1, 6)										4	1	2	0	0	0	1								
Bill Lee, L OBP: 0.206, SLG: 0.206 (4, PH)										1	0	1	0	0	0	0								
Ellis Valentine, R OBP: 0.299, SLG: 0.413 Stan Bahnsen, R (4, 1)										1	0	0	0	0	1	2								
Tom Hutton, L OBP: 0.385, SLG: 0.514 Dave Cash, R OBP: 0.529, SLG: 0.533 (6, 4)										1	1	1	3	0	0	0								
										1	0	1	0	0	0	0								
Inning Stats	R: 0 E: 0 K: 3 S: 9	H: 0 LOB: 0 BB: 0 P: 9	R: 1 E: 1 K: 2 S: 9	H: 2 LOB: 1 BB: 0 P: 9	R: 0 E: 0 K: 1 S: 7	H: 2 LOB: 2 BB: 0 P: 7	R: 1 E: 0 K: 1 S: 8	H: 3 LOB: 2 BB: 0 P: 8	R: 0 E: 0 K: 0 S: 3	H: 0 LOB: 1 BB: 1 P: 7	R: 3 E: 0 K: 1 S: 8	H: 3 LOB: 0 BB: 0 P: 8	R: 0 E: 0 K: 0 S: 3	H: 1 LOB: 0 BB: 0 P: 3	R: 0 E: 0 K: 0 S: 3	H: 0 LOB: 0 BB: 0 P: 3		R: 0 E: 0 K: 1 S: 5	H: 1 LOB: 0 BB: 0 P: 5	1B: 8 2B: 2 3B: 0 HR: 2	SF: 0 SAC: 0 DP: 2 HBP: 0	WP: 1 PB: 0 CS: 0	PA: 38	
PITCHER	IP WLS BF H R ER SO BB IBB HBP BLK WP HR S P ERA WHIP	IP WLS BF H R ER SO BB IBB HBP BLK WP HR S P ERA WHIP	IP WLS BF H R ER SO BB IBB HBP BLK WP HR S P ERA WHIP	IP WLS BF H R ER SO BB IBB HBP BLK WP HR S P ERA WHIP	IP WLS BF H R ER SO BB IBB HBP BLK WP HR S P ERA WHIP	IP WLS BF H R ER SO BB IBB HBP BLK WP HR S P ERA WHIP	IP WLS BF H R ER SO BB IBB HBP BLK WP HR S P ERA WHIP	IP WLS BF H R ER SO BB IBB HBP BLK WP HR S P ERA WHIP	IP WLS BF H R ER SO BB IBB HBP BLK WP HR S P ERA WHIP	IP WLS BF H R ER SO BB IBB HBP BLK WP HR S P ERA WHIP	IP WLS BF H R ER SO BB IBB HBP BLK WP HR S P ERA WHIP	IP WLS BF H R ER SO BB IBB HBP BLK WP HR S P ERA WHIP	IP WLS BF H R ER SO BB IBB HBP BLK WP HR S P ERA WHIP	IP WLS BF H R ER SO BB IBB HBP BLK WP HR S P ERA WHIP	IP WLS BF H R ER SO BB IBB HBP BLK WP HR S P ERA WHIP	IP WLS BF H R ER SO BB IBB HBP BLK WP HR S P ERA WHIP		IP WLS BF H R ER SO BB IBB HBP BLK WP HR S P ERA WHIP	IP WLS BF H R ER SO BB IBB HBP BLK WP HR S P ERA WHIP	IP WLS BF H R ER SO BB IBB HBP BLK WP HR S P ERA WHIP	IP WLS BF H R ER SO BB IBB HBP BLK WP HR S P ERA WHIP	IP WLS BF H R ER SO BB IBB HBP BLK WP HR S P ERA WHIP	IP WLS BF H R ER SO BB IBB HBP BLK WP HR S P ERA WHIP	IP WLS BF H R ER SO BB IBB HBP BLK WP HR S P ERA WHIP

AB	37
R	5
H	12
RBI	4
BB	1
SO	9
LOB	16



Batter	1	2	3	4	5	6	7	8	9	AB	R	H	RBI	BB	SO	LOB	BOTTOM							
Omar Moreno, L OBP: 0.346, SLG: 0.397 (1, 8)										5	2	2	1	0	1	1	Montreal Expos @ Pittsburgh Pirates Three Rivers Stadium, Pittsburgh, PA Fri Jun 29 1979, 7:05 PM EDT Att: 35,677 - Unknown							
Tim Lincecum, R OBP: 0.350, SLG: 0.366 (1, 6)										3	0	2	1	1	0	0								
Dave Parker, L OBP: 0.368, SLG: 0.523 (1, 9)										4	1	2	1	0	0	2								
Bill Robinson, R OBP: 0.320, SLG: 0.613 (1, 3)										4	1	1	1	0	0	4								
Lee Lacy, R OBP: 0.355, SLG: 0.505 John Milner, L OBP: 0.362, SLG: 0.463 (6, 3)										3	1	1	1	0	0	1								
Phil Garner, R OBP: 0.370, SLG: 0.440 (1, 5)										3	0	1	0	1	0	2								
Rennie Stennett, R OBP: 0.278, SLG: 0.283 (1, 4)										4	0	0	0	0	0	2								
Steve Nicosia, R OBP: 0.327, SLG: 0.433 (1, 2)										4	1	2	0	0	0	2								
Bruce Kison, R OBP: 0.111, SLG: 0.118 Enrique Romo, R (6, 1)										1	0	0	0	0	1	0								
Kent Tekulve, R OBP: 0.600, SLG: 0.500 (7, 1)										1	0	0	0	0	1	1								
Inning Stats	R: 3 E: 1 K: 0 S: 7	H: 4 LOB: 2 BB: 1 P: 11	R: 0 E: 0 K: 1 S: 5	H: 0 LOB: 0 BB: 0 P: 5	R: 1 E: 1 K: 0 S: 5	H: 2 LOB: 1 BB: 0 P: 5	R: 2 E: 0 K: 0 S: 5	H: 3 LOB: 1 BB: 1 P: 9	R: 0 E: 0 K: 0 S: 3	H: 0 LOB: 0 BB: 0 P: 3	R: 0 E: 0 K: 0 S: 4	H: 1 LOB: 2 BB: 1 P: 8	R: 0 E: 0 K: 2 S: 8	H: 1 LOB: 1 BB: 0 P: 8	R: 0 E: 0 K: 2 S: 8	H: 1 LOB: 1 BB: 0 P: 8		1B: 8 2B: 1 3B: 0 HR: 2	SF: 0 SAC: 1 DP: 2 HBP: 0	WP: 0 PB: 0 CS: 0	PA: 37			
PITCHER	IP WLS BF H R ER SO BB IBB HBP BLK WP HR S P ERA WHIP	IP WLS BF H R ER SO BB IBB HBP BLK WP HR S P ERA WHIP	IP WLS BF H R ER SO BB IBB HBP BLK WP HR S P ERA WHIP	IP WLS BF H R ER SO BB IBB HBP BLK WP HR S P ERA WHIP	IP WLS BF H R ER SO BB IBB HBP BLK WP HR S P ERA WHIP	IP WLS BF H R ER SO BB IBB HBP BLK WP HR S P ERA WHIP	IP WLS BF H R ER SO BB IBB HBP BLK WP HR S P ERA WHIP	IP WLS BF H R ER SO BB IBB HBP BLK WP HR S P ERA WHIP	IP WLS BF H R ER SO BB IBB HBP BLK WP HR S P ERA WHIP	IP WLS BF H R ER SO BB IBB HBP BLK WP HR S P ERA WHIP	IP WLS BF H R ER SO BB IBB HBP BLK WP HR S P ERA WHIP	IP WLS BF H R ER SO BB IBB HBP BLK WP HR S P ERA WHIP	IP WLS BF H R ER SO BB IBB HBP BLK WP HR S P ERA WHIP	IP WLS BF H R ER SO BB IBB HBP BLK WP HR S P ERA WHIP	IP WLS BF H R ER SO BB IBB HBP BLK WP HR S P ERA WHIP	IP WLS BF H R ER SO BB IBB HBP BLK WP HR S P ERA WHIP		IP WLS BF H R ER SO BB IBB HBP BLK WP HR S P ERA WHIP	IP WLS BF H R ER SO BB IBB HBP BLK WP HR S P ERA WHIP	IP WLS BF H R ER SO BB IBB HBP BLK WP HR S P ERA WHIP	IP WLS BF H R ER SO BB IBB HBP BLK WP HR S P ERA WHIP	IP WLS BF H R ER SO BB IBB HBP BLK WP HR S P ERA WHIP	IP WLS BF H R ER SO BB IBB HBP BLK WP HR S P ERA WHIP	IP WLS BF H R ER SO BB IBB HBP BLK WP HR S P ERA WHIP



Batter	1	2	3	4	5	6	7	8	9	AB	R	H	RBI	BB	SO	LOB	TOP																					
Warren Cromartie, L OBP: 0.320, SLG: 0.430 (1, 7)	F7		4-3		FC5-4 1B		F2		L8	5	0	1	0	0	0	1																						
Rodney Scott, S OBP: 0.313, SLG: 0.277 (1, 4)	1-3		K		F8		HR		G3	5	1	1	2	0	1	1																						
Andre Dawson, R OBP: 0.299, SLG: 0.484 (1, 8)	1B			HR	FC5-4 1-2		1B		F8	5	1	3	1	0	0	1																						
Tony Perez, R OBP: 0.336, SLG: 0.457 Tony Solaita, L OBP: 0.447, SLG: 0.500 (1, 3) (6, 3)	1B			2B HBP	CS		F4		K	2	0	1	0	0	0	0																						
Gary Carter, R OBP: 0.352, SLG: 0.511 (1, 2)		6-3		F9			K		IBB	3	0	0	0	1	1	1																						
Jerry White, S OBP: 0.329, SLG: 0.443 (1, 9)		4-3 WP BB		1-3	2B		HR S BB		F7	2	1	1	0	2	0	2																						
Larry Parrish, R OBP: 0.352, SLG: 0.472 (1, 5)		4-3		F9			HR		F7	4	1	1	2	0	0	3																						
Jim Mason, L OBP: 0.306, SLG: 0.313 (1, 6)		F7			IBB		K		5-3	3	0	0	0	1	1	1																						
Scott Sanderson, R OBP: 0.129, SLG: 0.161 Dave Cash, R OBP: 0.356, SLG: 0.625 Elias Sosa, R OBP: 0.222, SLG: 0.333 Woodie Fryman, R (7, PH) (7, 1) (9, 1)			K	K			HR 2B		K	2	0	0	0	0	2	3																						
Inning Stats	R: 0 E: 0 K: 0 S: 4	H: 2 LOB: 2 BB: 0 P: 4	R: 0 E: 0 K: 0 S: 3	H: 0 LOB: 1 BB: 1 P: 7	R: 0 E: 0 K: 2 S: 7	H: 0 LOB: 0 BB: 0 P: 7	R: 1 E: 0 K: 1 S: 7	H: 2 LOB: 3 BB: 1 P: 12	R: 0 E: 0 K: 0 S: 3	H: 1 LOB: 0 BB: 0 P: 3	R: 2 E: 0 K: 2 S: 8	H: 1 LOB: 0 BB: 1 P: 12	R: 2 E: 0 K: 1 S: 8	H: 3 LOB: 2 BB: 1 P: 12	R: 0 E: 0 K: 1 S: 5	H: 0 LOB: 0 BB: 0 P: 5	R: 0 E: 0 K: 0 S: 3	H: 0 LOB: 0 BB: 0 P: 3	1B: 4 2B: 2 3B: 0 HR: 3	SF: 0 SAC: 0 DP: 0 HBP: 1	WP: 1 PB: 0 SB: 2 CS: 1	PA: 40																
PITCHER	IP	WLS	BF	H	R	ER	SO	BB	IBB	HBP	BLK	WP	HR	S	P	ERA	WHIP	PITCHER				IP	WLS	BF	H	R	ER	SO	BB	IBB	HBP	BLK	WP	HR	S	P	ERA	WHIP
Bert Blyleven, R ERA: 3.89 (1, 1)	6.0	L	27	7	4	4	5	2	1	1	0	1	2	33	46	6.00	1.500																					
Grant Jackson, L ERA: 3.89 (7, 1)	1.0		6	2	1	1	1	0	1	0	0	0	1	7	11	9.00	2.000																					
Dave Roberts, L ERA: 2.45 (8, 1)	2.0		6	0	0	0	1	0	0	0	0	0	0	8	8	0.00	0.000																					

Montreal Expos @ Pittsburgh Pirates
Three Rivers Stadium, Pittsburgh, PA
Sat Jun 30 1979, 3:33 AM EDT
Att. 13,865 - Overcast

AB 34
R 5
H 9
RBI 5
BB 4
SO 7
LOB 14



Batter	1	2	3	4	5	6	7	8	9	AB	R	H	RBI	BB	SO	LOB	BOTTOM																					
Omar Moreno, L OBP: 0.353, SLG: 0.400 (1, 8)	2B	1B			S BB		4-3		1B	3	1	2	0	2	0	0																						
Tim Foli, R OBP: 0.351, SLG: 0.371 Matt Alexander, S OBP: 0.625, SLG: 0.875 (7, PH) (9, FR)	4-3 SF9	1-3			L7		5-3		1B	5	1	2	2	0	0	4																						
Dave Parker, L OBP: 0.362, SLG: 0.514 (1, 9)	4-3		K		F5		K		4-3	5	0	0	0	0	2	4																						
Willie Stargell, L OBP: 0.370, SLG: 0.589 (1, 3)	SF9		2B		BB		F5			2	0	1	1	1	0	0																						
Bill Robinson, R OBP: 0.319, SLG: 0.606 (1, 7)	5-3		K		F7				1B	4	0	1	0	0	1	3																						
Ed Ott, L OBP: 0.273, SLG: 0.389 (1, 2)		SH2-4 BB	K		F2		F6			4	0	1	0	0	1	2																						
Phil Garner, R OBP: 0.368, SLG: 0.437 (1, 5)		F8		F4		5-3			1B	4	1	1	0	0	0	1																						
Rennie Stennett, R OBP: 0.277, SLG: 0.279 (1, 4)		SH2-4 BB		6-3		F8			F9	3	0	0	0	1	0	1																						
Bert Blyleven, R OBP: 0.158, SLG: 0.184 Grant Jackson, S (7, 1)		SH2-4		6-3			4-3		F4	1	0	0	0	0	0	0																						
Mike Easter, L OBP: 0.500, SLG: 0.636 Dave Roberts, L (7, PH) (8, 1)										1	0	0	0	0	0	0																						
John Milner, L OBP: 0.360, SLG: 0.460 (9, PH)		1-2 2-3								1	0	0	0	0	0	1																						
Inning Stats	R: 2 E: 0 K: 0 S: 5	H: 2 LOB: 0 BB: 0 P: 5	R: 0 E: 0 K: 0 S: 4	H: 1 LOB: 3 BB: 2 P: 12	R: 0 E: 0 K: 3 S: 10	H: 1 LOB: 1 BB: 0 P: 10	R: 0 E: 0 K: 0 S: 3	H: 0 LOB: 0 BB: 0 P: 3	R: 0 E: 0 K: 0 S: 3	H: 0 LOB: 0 BB: 0 P: 3	R: 0 E: 0 K: 0 S: 3	H: 0 LOB: 0 BB: 0 P: 3	R: 0 E: 0 K: 1 S: 6	H: 1 LOB: 1 BB: 0 P: 6	R: 0 E: 0 K: 0 S: 6	H: 0 LOB: 0 BB: 0 P: 6	R: 1 E: 0 K: 0 S: 6	H: 3 LOB: 2 BB: 0 P: 6	1B: 6 2B: 2 3B: 0 HR: 0	SF: 1 SAC: 1 DP: 0 HBP: 0	WP: 0 PB: 0 SB: 1 CS: 0	PA: 39																
PITCHER	IP	WLS	BF	H	R	ER	SO	BB	IBB	HBP	BLK	WP	HR	S	P	ERA	WHIP	PITCHER				IP	WLS	BF	H	R	ER	SO	BB	IBB	HBP	BLK	WP	HR	S	P	ERA	WHIP
Scott Sanderson, R ERA: 3.25 (1, 1)	6.0	W	26	4	2	2	3	3	1	0	0	0	0	28	44	3.00	1.167																					
Elias Sosa, R ERA: 1.79 (7, 1)	2.2		12	4	1	1	1	0	0	0	0	0	0	14	14	3.38	1.500																					
Woodie Fryman, L ERA: 1.24 (9, 1)	0.1	S	1	0	0	0	0	0	0	0	0	0	0	1	1	0.00	0.000																					

Montreal Expos @ Pittsburgh Pirates
Three Rivers Stadium, Pittsburgh, PA
Sat Jun 30 1979, 3:33 AM EDT
Att. 13,865 - Overcast

AB 33
R 3
H 8
RBI 3
BB 4
SO 4
LOB 16



Batter	1	2	3	4	5	6	7	8	9	AB	R	H	RBI	BB	SO	LOB	TOP			
Warren Cromartie, L (1.7) OBP: 0.318, SLG: 0.423										4	1	1	0	0	0	1	Montreal Expos @ Chicago Cubs Wrigley Field, Chicago, IL Tue Jul 03 1979, 3:33 AM CDT Att: 24,979 - Sunny - 72 F			
Rodney Scott, S (1.4) OBP: 0.307, SLG: 0.269										4	0	0	0	0	0	2				
Andre Dawson, R (1.8) OBP: 0.303, SLG: 0.479										3	0	0	0	1	1	1				
Tony Perez, R (1.3) OBP: 0.344, SLG: 0.467										4	0	2	1	0	1	0				
Gary Carter, R (1.2) OBP: 0.357, SLG: 0.510										2	0	1	0	2	0	0				
Ellis Valentine, R (1.9) OBP: 0.302, SLG: 0.425										4	1	1	1	0	1	6				
Larry Parrish, R (1.5) OBP: 0.345, SLG: 0.460										4	0	0	0	0	2	5				
Jim Mason, L (1.6) OBP: 0.275, SLG: 0.278										4	0	0	0	0	2	2				
Ross Grimsley, L (1.1) OBP: 0.237, SLG: 0.263										3	0	1	0	0	0	0				
Elias Sosa, R (7.1) OBP: 0.222, SLG: 0.333										0	0	0	0	0	0	0				
Woodie Fryman, R (7.1)										1	0	0	0	0	1	0				
Inning Stats	R: 1 E: 0 K: 1 S: 7	H: 2 LOB: 3 BB: 2 P: 15	R: 0 E: 0 K: 1 S: 5	H: 0 LOB: 0 BB: 0 P: 5	R: 0 E: 0 K: 1 S: 5	H: 0 LOB: 0 BB: 0 P: 5	R: 1 E: 0 K: 1 S: 6	H: 1 LOB: 0 BB: 0 P: 6	R: 0 E: 0 K: 0 S: 4	H: 2 LOB: 2 BB: 0 P: 9	R: 0 E: 0 K: 0 S: 3	H: 0 LOB: 1 BB: 0 P: 9	R: 0 E: 0 K: 1 S: 5	H: 0 LOB: 1 BB: 1 P: 9	R: 0 E: 0 K: 1 S: 5	H: 0 LOB: 0 BB: 0 P: 5	1B: 3 2B: 2 3B: 0 HR: 1	SF: 0 SAC: 0 DP: 0 HBP: 0	WP: 0 PB: 0 SB: 0 CS: 0	PA: 36
PITCHER	IP WLS BF H R ER SO BB IBB HBP BLK WP HR S P ERA WHIP																			
Mike Krukow, R (1.1) ERA: 3.99	7.0	29	6	2	2	6	1	1	0	0	0	0	0	1	39	47	2.57	1.000		
Bruce Sutter, R (8.1) ERA: 1.37	2.0	7	0	0	0	2	1	0	0	0	0	0	0	0	10	14	0.00	0.500		

AB	33
R	2
H	6
RBI	2
BB	3
SO	8
LOB	17



Batter	1	2	3	4	5	6	7	8	9	AB	R	H	RBI	BB	SO	LOB	BOTTOM			
Ivan De Jesus, R (1.6) OBP: 0.344, SLG: 0.351										3	0	2	0	0	0	3	Montreal Expos @ Chicago Cubs Wrigley Field, Chicago, IL Tue Jul 03 1979, 3:33 AM CDT Att: 24,979 - Sunny - 72 F			
Larry Bittner, L (7. PH) OBP: 0.324, SLG: 0.382										1	0	1	1	0	0	0				
Steve Dillard, R (7. PR) OBP: 0.545, SLG: 0.357										3	0	0	0	0	0	5				
Ted Sizemore, R (1.4) OBP: 0.341, SLG: 0.332										1	0	1	1	0	0	0				
Scot Thompson, L (7. PH) OBP: 0.355, SLG: 0.409										0	0	0	0	0	0	0				
Bruce Sutter, R (8.1)										1	0	0	0	0	0	3				
Sam Mejias, R (9. PH) OBP: 0.308, SLG: 0.182										1	0	0	0	0	0	3				
Bill Buckner, L (1.3) OBP: 0.328, SLG: 0.484										5	0	1	1	0	0	3				
Dave Kingman, R (1.7) OBP: 0.374, SLG: 0.657										4	0	0	0	0	2	1				
Jerry Martin, R (1.8) OBP: 0.352, SLG: 0.502										3	0	1	0	1	1	0				
Mike Veil, R (1.9) OBP: 0.378, SLG: 0.574										4	0	0	0	0	1	2				
Steve Ontiveros, S (1.5) OBP: 0.371, SLG: 0.366										3	2	2	0	1	0	0				
Barry Foote, R (1.2) OBP: 0.292, SLG: 0.387										4	0	1	0	0	1	2				
Mike Krukow, R (1.1) OBP: 0.333, SLG: 0.500										2	0	1	0	0	1	0				
Ken Henderson, S (7. PH) OBP: 0.318, SLG: 0.300										0	1	0	0	1	0	0				
Mick Kelleher, R (8.6) OBP: 0.290, SLG: 0.300										1	0	0	0	0	0	1				
Inning Stats	R: 0 E: 0 K: 1 S: 6	H: 1 LOB: 1 BB: 0 P: 6	R: 0 E: 0 K: 0 S: 2	H: 0 LOB: 0 BB: 1 P: 6	R: 0 E: 0 K: 1 S: 6	H: 1 LOB: 1 BB: 0 P: 6	R: 0 E: 0 K: 1 S: 6	H: 1 LOB: 1 BB: 0 P: 6	R: 0 E: 0 K: 0 S: 5	H: 0 LOB: 0 BB: 0 P: 5	R: 2 E: 0 K: 0 S: 6	H: 3 LOB: 2 BB: 1 P: 10	R: 0 E: 0 K: 1 S: 5	H: 0 LOB: 0 BB: 0 P: 5	R: 1 E: 1 K: 1 S: 6	H: 1 LOB: 3 BB: 2 P: 14	1B: 10 2B: 1 3B: 0 HR: 0	SF: 0 SAC: 0 DP: 2 HBP: 0	WP: 0 PB: 0 SB: 0 CS: 0	PA: 39
PITCHER	IP WLS BF H R ER SO BB IBB HBP BLK WP HR S P ERA WHIP																			
Ross Grimsley, L (1.1) ERA: 4.56	6.2	27	7	2	2	4	2	0	0	1	0	0	0	0	33	41	2.70	1.350		
Elias Sosa, R (7.1) ERA: 1.79	0.0	2	2	0	0	0	0	0	0	0	0	0	2	2						
Woodie Fryman, L (7.1) ERA: 1.16	2.0	10	1	1	0	2	1	1	0	0	0	0	0	12	20	0.00	1.000			



Batter	1	2	3	4	5	6	7	8	9	AB	R	H	RBI	BB	SO	LOB	TOP																	
Warren Cromartie, L OBP: 0.320, SLG: 0.432 (1, 7)										3	1	1	1	1	1	0	Montreal Expos @ Chicago Cubs Wrigley Field, Chicago, IL Wed Jul 04 1979, 3:33 AM CDT Att: 29,705 - Overcast - 61 F																	
Rodney Scott, S OBP: 0.304, SLG: 0.266 (1, 4)										3	0	0	0	0	1	0																		
Andre Dawson, R OBP: 0.299, SLG: 0.473 (1, 8)										4	0	0	0	0	0	1																		
Tony Perez, R OBP: 0.342, SLG: 0.463 (1, 3)										4	0	1	0	0	0	1																		
Gary Carter, R OBP: 0.352, SLG: 0.502 (1, 2)										4	0	0	0	0	3	1																		
Ellis Valentine, R OBP: 0.302, SLG: 0.437 (1, 9)										3	1	1	1	0	0	0																		
Larry Parrish, R OBP: 0.345, SLG: 0.456 (1, 5)										2	0	0	0	1	0	0																		
Chris Speier, R OBP: 0.320, SLG: 0.329 (1, 6)										3	0	0	0	0	0	1																		
Bill Lee, L OBP: 0.189, SLG: 0.189 Elias Sosa, R OBP: 0.222, SLG: 0.333 (8, 1)										3	0	0	0	0	2	0																		
										0	0	0	0	0	0	0																		
Inning Stats	R: 1 E: 0 K: 1 S: 6	H: 1 LOB: 0 BB: 0 P: 6	R: 0 E: 0 K: 1 S: 5	H: 0 LOB: 1 BB: 1 P: 9	R: 0 E: 0 K: 2 S: 7	H: 0 LOB: 0 BB: 0 P: 7	R: 0 E: 0 K: 1 S: 5	H: 0 LOB: 0 BB: 0 P: 5	R: 1 E: 0 K: 1 S: 6	H: 1 LOB: 0 BB: 0 P: 6	R: 0 E: 0 K: 0 S: 3	H: 0 LOB: 0 BB: 1 P: 7	R: 0 E: 0 K: 1 S: 5	H: 0 LOB: 0 BB: 0 P: 5	R: 0 E: 0 K: 0 S: 3	H: 0 LOB: 0 BB: 0 P: 3	R: 0 E: 0 K: 0 S: 4	H: 1 LOB: 1 BB: 0 P: 4	1B: 1 2B: 0 3B: 0 HR: 2	SF: 0 SAC: 1 DP: 0 HBP: 0	WP: 0 PB: 0 SB: 0 CS: 0	PA: 32												
PITCHER	IP WLS BF H R ER SO BB IBB HBP BLK WP HR S P ERA WHIP																																	
Bill Caudill, R ERA: 4.91 Dick Tidrow, R ERA: 4.62	(1, 1) (8, 1)	7.0 L	25 25	2 2	2 2	1 1	7 7	2 0	0 0	0 0	0 0	0 0	0 0	0 0	7 7	45 45	1.29 0.00	0.571 0.500																

AB	29
R	2
H	3
RBI	2
BB	2
SO	7
LOB	4



Batter	1	2	3	4	5	6	7	8	9	AB	R	H	RBI	BB	SO	LOB	BOTTOM																		
Ivan De Jesus, R OBP: 0.343, SLG: 0.347 (1, 6)										3	0	0	0	1	0	0	Montreal Expos @ Chicago Cubs Wrigley Field, Chicago, IL Wed Jul 04 1979, 3:33 AM CDT Att: 29,705 - Overcast - 61 F																		
Ted Sizemore, R OBP: 0.336, SLG: 0.327 (1, 4)										4	0	0	0	0	0	1																			
Bill Buckner, L OBP: 0.327, SLG: 0.481 (1, 3)										4	0	1	0	0	0	1																			
Dave Kingman, R OBP: 0.376, SLG: 0.658 (1, 7)										4	0	2	0	0	1	0																			
Jerry Martin, R OBP: 0.351, SLG: 0.496 (1, 8)										3	1	0	0	1	0	3																			
Mike Veil, R OBP: 0.385, SLG: 0.569 (1, 9)										4	0	2	0	0	0	0																			
Steve Ontiveros, S OBP: 0.366, SLG: 0.360 (1, 5)										4	0	0	0	0	3	4																			
Barry Foote, R OBP: 0.291, SLG: 0.385 (1, 2)										4	0	1	1	0	0	2																			
Bill Caudill, R Ken Henderson, S OBP: 0.304, SLG: 0.286 Dick Tidrow, R OBP: 0.333, SLG: 0.333 (7, PH) (8, 1)	(1, 1) (8, 1)	7.2 S	31 4	6 0	1 0	1 0	3 1	0 0	0 0	0 0	0 0	0 0	0 0	0 0	0 0	0 0	2 0																		
Inning Stats	R: 0 E: 0 K: 0 S: 3	H: 0 LOB: 0 BB: 0 P: 3	R: 0 E: 0 K: 2 S: 8	H: 1 LOB: 2 BB: 1 P: 12	R: 0 E: 0 K: 0 S: 3	H: 0 LOB: 1 BB: 1 P: 7	R: 0 E: 0 K: 0 S: 3	H: 0 LOB: 0 BB: 0 P: 3	R: 0 E: 0 K: 1 S: 5	H: 0 LOB: 0 BB: 0 P: 5	R: 1 E: 0 K: 0 S: 6	H: 3 LOB: 2 BB: 0 P: 6	R: 0 E: 0 K: 0 S: 5	H: 2 LOB: 2 BB: 0 P: 5	R: 0 E: 0 K: 1 S: 5	H: 0 LOB: 0 BB: 0 P: 5	1B: 5 2B: 1 3B: 0 HR: 0	SF: 0 SAC: 0 DP: 0 HBP: 0	WP: 0 PB: 0 SB: 0 CS: 0	PA: 35															
PITCHER	IP WLS BF H R ER SO BB IBB HBP BLK WP HR S P ERA WHIP																																		
Bill Lee, L ERA: 3.66 Elias Sosa, R ERA: 1.74	(1, 1) (8, 1)	7.2 S	31 4	6 0	1 0	1 0	3 1	0 0	0 0	0 0	0 0	0 0	0 0	0 0	0 0	0 0	2 0	1.17 0.00	1.043 0.000																

AB	33
R	1
H	6
RBI	1
BB	2
SO	4
LOB	13



Batter	1	2	3	4	5	6	7	8	9	AB	R	H	RBI	BB	SO	LOB	TOP			
Davey Lopes, R OBP: 0.360, SLG: 0.500 (1, 4)	5-3	5-3			1B			BB	1-2 2-H 3-H	4	1	2	2	1	0	2				
Bill Russell, R OBP: 0.292, SLG: 0.361 (1, 6)	5-3		F7		2H			F5	F3	5	0	1	1	0	0	3				
Reggie Smith, S OBP: 0.362, SLG: 0.463 (1, 9)	BB		F3		F4			K		3	0	0	0	1	1	2				
Steve Garvey, R OBP: 0.337, SLG: 0.460 (1, 3)	F8		F9					K		4	0	0	0	0	1	2				
Ron Cey, R OBP: 0.388, SLG: 0.510 (1, 5)		5-3		F8		L5			FC5-4	4	0	1	0	0	0	0				
Dusty Baker Jr., R OBP: 0.332, SLG: 0.444 (1, 7)		BB		5-3		F3			FC5-4	4	2	1	0	0	0	1				
Joe Ferguson, R OBP: 0.360, SLG: 0.429 (1, 2)		SH5-4		F7			5-3		F5	3	0	0	0	1	0	1				
Derrel Thomas, S OBP: 0.339, SLG: 0.345 (1, 8)						K		F8		4	1	2	1	0	1	0				
Jerry Reuss, L OBP: 0.154, SLG: 0.083 (5, PH)						K		F8		0	0	0	0	0	0	0				
Ted Martinez, R OBP: 0.307, SLG: 0.400 (5, PH)										1	0	0	0	0	1	0				
Charlie Hough, R OBP: 0.207, SLG: 0.300 (7, PH)										0	0	0	0	0	0	0				
Manny Mota, R OBP: 0.333, SLG: 0.499 (7, PH)										0	0	0	0	0	0	0				
Dennis Lewallyn, R OBP: 0.281, SLG: 0.375 (9, PH)										1	0	1	0	0	0	0				
Steve Yeager, R OBP: 0.281, SLG: 0.375 (9, PH)										1	0	1	0	0	0	0				
Inning Stats	R: 0 E: 0 K: 0 S: 3	H: 0 LOB: 1 BB: 1 P: 7	R: 1 E: 0 K: 0 S: 5	H: 2 LOB: 2 BB: 1 P: 9	R: 0 E: 0 K: 0 S: 3	H: 0 LOB: 0 BB: 0 P: 3	R: 0 E: 0 K: 0 S: 3	H: 0 LOB: 0 BB: 0 P: 3	R: 0 E: 0 K: 2 S: 9	H: 0 LOB: 1 BB: 0 P: 9	R: 0 E: 0 K: 0 S: 3	H: 0 LOB: 0 BB: 0 P: 3	R: 0 E: 0 K: 2 S: 7	H: 0 LOB: 1 BB: 1 P: 11	R: 2 E: 0 K: 0 S: 7	H: 4 LOB: 2 BB: 0 P: 7	1B: 7 2B: 1 3B: 0 HR: 0	SF: 0 SAC: 1 DP: 0 HBP: 0	WP: 0 PB: 0 SB: 0 CS: 0	PA: 38
PITCHER	IP WLS BF H R ER SO BB IBB HBP BLK WP HR S P ERA WHIP																			
Dan Schatzeder, L ERA: 2.73 (1, 1)	8.2 W 36 H 7 R 4 ER 4 SO 4 BB 3 IBB 0 HBP 0 BLK 0 WP 0 HR 0 S 41 P 53 ERA 4.15 WHIP 1.154																			
Elias Sosa, R ERA: 1.73 (9, 1)	0.1 S 2 H 1 R 0 ER 0 SO 0 BB 0 IBB 0 HBP 0 BLK 0 WP 0 HR 0 S 2 P 2 ERA 0.00 WHIP 3.000																			

Los Angeles Dodgers @ Montreal Expos
Olympic Stadium, Montreal, QB
Fri Jul 06 1979, 7:05 PM EDT
Att: 37,460 - Unknown

AB	34
R	4
H	8
RBI	4
BB	3
SO	4
LOB	11



Batter	1	2	3	4	5	6	7	8	9	AB	R	H	RBI	BB	SO	LOB	BOTTOM			
Warren Cromartie, L OBP: 0.320, SLG: 0.429 (1, 7)	P4	1B		FC5		F7	1-3			5	1	2	1	0	0	2				
Rodney Scott, S OBP: 0.305, SLG: 0.268 (1, 4)	5-3	1B				6-3		3-1		5	0	2	1	0	0	0				
Andre Dawson, R OBP: 0.303, SLG: 0.478 (1, 8)	WP			F2		F6		6-3		5	1	2	1	0	0	2				
Tony Perez, R OBP: 0.345, SLG: 0.461 (1, 3)		F8		FC5			1-3			4	1	2	1	1	0	4				
Gary Carter, R OBP: 0.348, SLG: 0.492 (1, 2)	K			F5		PB	1-3	F7		5	1	2	0	0	1	2				
Ellis Valentine, R OBP: 0.303, SLG: 0.434 (1, 9)		G6-3		F8		K		F8		4	1	1	0	0	1	3				
Ken Macha, R OBP: 0.281, SLG: 0.190 (1, 5)		G6-3				K2-3		1-3		4	0	2	0	0	1	3				
Chris Speier, R OBP: 0.319, SLG: 0.321 (1, 6)		G6-3		F3				1B	IBB	2	0	0	0	2	0	3				
Dan Schatzeder, L OBP: 0.346, SLG: 0.409 (1, 1)									FC6-4	3	1	1	2	1	1	2				
Elias Sosa, R OBP: 0.222, SLG: 0.333 (9, 1)		1B		K		FC6-4				0	0	0	0	0	0	0				
Inning Stats	R: 1 E: 0 K: 1 S: 7	H: 2 LOB: 1 BB: 0 P: 7	R: 3 E: 0 K: 0 S: 7	H: 5 LOB: 2 BB: 1 P: 11	R: 0 E: 0 K: 0 S: 4	H: 1 LOB: 1 BB: 0 P: 4	R: 0 E: 0 K: 1 S: 7	H: 2 LOB: 2 BB: 0 P: 7	R: 0 E: 0 K: 2 S: 8	H: 1 LOB: 2 BB: 1 P: 12	R: 0 E: 0 K: 0 S: 3	H: 0 LOB: 0 BB: 0 P: 3	R: 2 E: 0 K: 0 S: 5	H: 2 LOB: 2 BB: 2 P: 13	R: 0 E: 0 K: 0 S: 4	H: 1 LOB: 1 BB: 0 P: 4	1B: 14 2B: 0 3B: 0 HR: 0	SF: 0 SAC: 0 DP: 1 HBP: 0	WP: 2 PB: 2 SB: 0 CS: 0	PA: 41
PITCHER	IP WLS BF H R ER SO BB IBB HBP BLK WP HR S P ERA WHIP																			
Jerry Reuss, L ERA: 5.59 (5, 1)	2.0 L 8 H 1 R 0 ER 0 SO 2 BB 1 IBB 0 HBP 0 BLK 0 WP 0 HR 0 S 11 P 15 ERA 0.00 WHIP 0.500																			
Charlie Hough, R ERA: 5.07 (7, 1)	2.0 11 H 3 R 2 ER 2 SO 1 BB 1 IBB 0 HBP 0 BLK 0 WP 0 HR 0 S 9 P 17 ERA 9.00 WHIP 2.000																			

Los Angeles Dodgers @ Montreal Expos
Olympic Stadium, Montreal, QB
Fri Jul 06 1979, 7:05 PM EDT
Att: 37,460 - Unknown

AB	37
R	6
H	14
RBI	6
BB	4
SO	4
LOB	21




Batter	1	2	3	4	5	6	7	8	9	AB	R	H	RBI	BB	SO	LOB	TOP			
Davey Lopes, R (1.4) OBP: 0.359, SLG: 0.497										4	0	1	0	0	2	1	Los Angeles Dodgers @ Montreal Expos Olympic Stadium, Montreal, QB Sat Jul 07 1979, 7:05 PM EDT Att: 46,502 - Unknown livebaseballscorecards.com			
Bill Russell, R (1.6) OBP: 0.292, SLG: 0.360										4	0	1	0	0	0	0				
Reggie Smith, S (1.9) OBP: 0.360, SLG: 0.456										3	0	0	0	1	0	2				
Steve Garvey, R (1.3) OBP: 0.333, SLG: 0.455										4	0	0	0	0	0	1				
Ron Cey, R (1.5) OBP: 0.389, SLG: 0.520										3	1	1	1	1	0	0				
Dusty Baker Jr., R (1.7) OBP: 0.331, SLG: 0.440										3	0	0	0	1	1	1				
Von Joshua, L (1.8) OBP: 0.312, SLG: 0.487										4	0	1	0	0	0	2				
Joe Ferguson, R (1.2) OBP: 0.362, SLG: 0.424 (9, PR)										2	0	0	0	2	2	2				
Ted Martinez, R (9, PR) OBP: 0.357, SLG: 0.400										0	0	0	0	0	0	0				
Burt Hooton, R (1.1) OBP: 0.204, SLG: 0.250										2	0	0	0	0	0	3				
Derrel Thomas, S (8, PH) OBP: 0.337, SLG: 0.343										1	0	0	0	0	0	0				
Dave Patterson, R (8, PH) OBP: 0.341, SLG: 0.383										0	0	0	0	0	0	0				
Gary Thomasson, L (8, PH) OBP: 0.341, SLG: 0.383										1	0	0	0	0	0	2				
Inning Stats	R: 0 E: 0 K: 1 S: 5	H: 0 LOB: 0 BB: 0 P: 5	R: 0 E: 0 K: 0 S: 3	H: 0 LOB: 0 BB: 0 P: 3	R: 0 E: 1 K: 2 S: 8	H: 0 LOB: 1 BB: 0 P: 8	R: 0 E: 0 K: 0 S: 3	H: 0 LOB: 0 BB: 0 P: 3	R: 0 E: 0 K: 0 S: 3	H: 0 LOB: 0 BB: 0 P: 11	R: 0 E: 0 K: 2 S: 7	H: 0 LOB: 1 BB: 1 P: 11	R: 0 E: 0 K: 0 S: 4	H: 2 LOB: 1 BB: 0 P: 4	R: 1 E: 0 K: 0 S: 5	H: 2 LOB: 2 BB: 1 P: 9	1B: 3 2B: 0 3B: 0 HR: 1	SF: 0 SAC: 0 DP: 1 HBP: 0	WP: 0 PB: 0 SB: 0 CS: 0	PA: 36
PITCHER Steve Rogers, R (1.1) ERA: 2.39	IP: 9.0 WLS: W BF: 36	H: 4 R: 1 ER: 1 SO: 5	BB: 5 IBB: 0 HBP: 0 BLK: 0	WP: 0 HR: 1 S: 41 P: 61	ERA: 1.00 WHIP: 1.000															

Batter	1	2	3	4	5	6	7	8	9	AB	R	H	RBI	BB	SO	LOB	BOTTOM			
Warren Cromartie, L (1.7) OBP: 0.319, SLG: 0.427										4	1	1	0	0	1	0	Los Angeles Dodgers @ Montreal Expos Olympic Stadium, Montreal, QB Sat Jul 07 1979, 7:05 PM EDT Att: 46,502 - Unknown livebaseballscorecards.com			
Rodney Scott, S (1.4) OBP: 0.305, SLG: 0.269										3	1	1	0	0	1	0				
Andre Dawson, R (1.8) OBP: 0.307, SLG: 0.484										3	0	2	2	0	0	0				
Tony Perez, R (1.3) OBP: 0.342, SLG: 0.455										3	0	0	0	0	1	2				
Gary Carter, R (1.2) OBP: 0.347, SLG: 0.490										3	0	1	0	0	0	0				
Ellis Valentine, R (1.9) OBP: 0.299, SLG: 0.429										3	0	0	0	0	0	1				
Ken Macha, R (1.5) OBP: 0.231, SLG: 0.167										3	0	0	0	0	0	1				
Jim Mason, L (1.6) OBP: 0.250, SLG: 0.250										3	0	0	0	0	1	0				
Steve Rogers, R (1.1) OBP: 0.220, SLG: 0.213										3	0	0	0	0	1	0				
Inning Stats	R: 0 E: 0 K: 1 S: 5	H: 0 LOB: 0 BB: 0 P: 5	R: 0 E: 0 K: 0 S: 3	H: 0 LOB: 0 BB: 0 P: 3	R: 0 E: 0 K: 1 S: 5	H: 0 LOB: 0 BB: 0 P: 5	R: 0 E: 0 K: 0 S: 4	H: 1 LOB: 1 BB: 0 P: 4	R: 0 E: 0 K: 0 S: 3	H: 1 LOB: 0 BB: 0 P: 3	R: 2 E: 0 K: 2 S: 10	H: 3 LOB: 1 BB: 0 P: 10	R: 0 E: 0 K: 0 S: 3	H: 0 LOB: 0 BB: 0 P: 3	R: 0 E: 0 K: 1 S: 5	H: 0 LOB: 0 BB: 0 P: 5		1B: 4 2B: 1 3B: 0 HR: 0	SF: 0 SAC: 0 DP: 1 HBP: 0	WP: 0 PB: 0 SB: 0 CS: 0
PITCHER Burt Hooton, R (1.1) ERA: 3.06	IP: 7.0 WLS: L BF: 25	H: 5 R: 2 ER: 2 SO: 4	BB: 0 IBB: 0 HBP: 0 BLK: 0	WP: 0 HR: 0 S: 33 P: 33	ERA: 2.57 WHIP: 0.714															
Dave Patterson, R (8, PH) ERA: 5.71	IP: 1.0 WLS: L BF: 3	H: 0 R: 0 ER: 0 SO: 1	BB: 0 IBB: 0 HBP: 0 BLK: 0	WP: 0 HR: 0 S: 5 P: 5	ERA: 0.00 WHIP: 0.000															

Batter	1	2	3	4	5	6	7	8	9	AB	R	H	RBI	BB	SO	LOB	TOP								
Davey Lopes, R OBP: 0.357, SLG: 0.502	F9		HR		5-3	4-3		L4		5	1	1	1	0	0	2									
Bill Russell, R OBP: 0.293, SLG: 0.371	F6		F8		4-3		HR		2B	5	2	2	1	0	0	1									
Steve Garvey, R OBP: 0.340, SLG: 0.467	FC6-4 BB		F7			SH1-4 FC5-2 1B			L5-4 2B	4	0	3	1	1	0	0									
Ron Cey, R OBP: 0.389, SLG: 0.516	FC6-4		5-3			FC5-2 SH1-4 2B			K	4	1	1	0	1	1	2									
Dusty Baker Jr., R OBP: 0.330, SLG: 0.438		1B FC4-6 1B		F8		SH1-4		F9	L5-4	4	1	1	0	0	0	3									
Joe Ferguson, R OBP: 0.356, SLG: 0.415		5-3		F2		FC5-2 2B		K		4	1	0	0	0	1	5									
Derrel Thomas, S OBP: 0.340, SLG: 0.353				F3		2B		F5		4	1	2	1	0	0	2									
Steve Yeager, R OBP: 0.273, SLG: 0.374		FC4-6				SH1-4 1B		F7		3	1	1	1	1	0	1									
Rick Sutcliffe, L OBP: 0.262, SLG: 0.381						SH1-4				3	0	1	3	0	1	1									
Dave Patterson, R										0	0	0	0	0	0	0									
Terry Forster, L										0	0	0	0	0	0	0									
Lerrin LaGrow, R						1-2				0	0	0	0	0	0	0									
Inning Stats	R: 0 E: 0 K: 0 S: 3	H: 0 LOB: 1 BB: 1 P: 7	R: 1 E: 1 K: 0 S: 5	H: 2 LOB: 1 BB: 0 P: 5	R: 1 E: 0 K: 0 S: 4	H: 1 LOB: 0 BB: 0 P: 4	R: 0 E: 0 K: 0 S: 3	H: 0 LOB: 0 BB: 0 P: 3	R: 0 E: 0 K: 0 S: 4	H: 1 LOB: 1 BB: 0 P: 4	R: 4 E: 0 K: 0 S: 7	H: 4 LOB: 1 BB: 1 P: 11	R: 1 E: 0 K: 1 S: 7	H: 2 LOB: 2 BB: 1 P: 11	R: 0 E: 0 K: 1 S: 5	H: 0 LOB: 0 BB: 0 P: 5	R: 1 E: 0 K: 1 S: 6	H: 2 LOB: 0 BB: 0 P: 6	1B: 5 2B: 5 3B: 1 HR: 2	SF: 0 SAC: 2 DP: 1 HBP: 0	WP: 0 PB: 0 SB: 0 CS: 0	PA: 41			
PITCHER	IP	WLS	BF	H	R	ER	SO	BB	IBB	HBP	BLK	WP	HR	S	P	ERA	WHIP								
Ross Grimsley, L ERA: 4.89	6.0	L	30	10	7	7	0	1	1	0	0	0	2	28	36	10.50	1.833								
Stan Bahnsen, R ERA: 2.85	1.0		4	0	0	0	1	1	0	0	0	0	0	5	9	0.00	1.000								
David Palmer, R ERA: 3.45	1.0		3	0	0	0	1	0	0	0	0	0	0	5	5	0.00	0.000								
Elias Sosa, R ERA: 1.87	1.0		4	2	1	1	1	0	0	0	0	0	0	6	6	9.00	2.000								

Los Angeles Dodgers @ Montreal Expos
Olympic Stadium, Montreal, QB
Sun Jul 08 1979, 3:33 AM EDT
Att: 46,601 - Unknown

AB 36
R 8
H 12
RBI 8
BB 3
SO 3
LOB 17



Batter	1	2	3	4	5	6	7	8	9	AB	R	H	RBI	BB	SO	LOB	BOTTOM								
Warren Cromartie, L OBP: 0.315, SLG: 0.421	4-3	E4			K		F9		1-3	5	0	0	0	0	1	0									
Rodney Scott, S OBP: 0.307, SLG: 0.266	S BLK BB		F9		F6		F7		2B BB	3	1	0	0	2	0	0									
Andre Dawson, R OBP: 0.308, SLG: 0.482	G3		S 1B		BLK 1B			L6	K	5	0	2	0	0	1	2									
Tony Perez, R OBP: 0.346, SLG: 0.458			F6		6-3			HR	2B	3	1	1	1	2	0	2									
Gary Carter, R OBP: 0.345, SLG: 0.483	F5		FC6-4 BB		L5			K	1-3	4	0	0	0	1	1	4									
Ellis Valentine, R OBP: 0.302, SLG: 0.442		5-3	FC6-4		5-3 1B			HR		4	1	2	2	0	0	2									
Ken Macha, R OBP: 0.287, SLG: 0.214		E 2B 1B		F3		5-3		3B 1B		4	2	2	0	0	0	1									
Jim Mason, L OBP: 0.250, SLG: 0.295		K		F6		6-3		1-H 3B		4	0	1	1	0	1	2									
Ross Grimsley, L Stan Bahnsen, R Jerry White, S David Palmer, R Tony Solaita, L Dave Cash, R Elias Sosa, R		E 2B		K				K	K	2	1	1	0	0	0	0									
Inning Stats	R: 0 E: 0 K: 0 S: 3	H: 0 LOB: 2 BB: 2 P: 11	R: 2 E: 2 K: 1 S: 7	H: 2 LOB: 1 BB: 0 P: 7	R: 0 E: 0 K: 1 S: 5	H: 1 LOB: 2 BB: 0 P: 8	R: 0 E: 0 K: 1 S: 5	H: 0 LOB: 0 BB: 0 P: 5	R: 0 E: 0 K: 0 S: 4	H: 1 LOB: 1 BB: 0 P: 4	R: 0 E: 0 K: 0 S: 5	H: 0 LOB: 0 BB: 0 P: 5	R: 0 E: 0 K: 2 S: 10	H: 3 LOB: 1 BB: 1 P: 14	R: 1 E: 0 K: 1 S: 6	H: 1 LOB: 1 BB: 1 P: 10	1B: 5 2B: 2 3B: 1 HR: 1	SF: 0 SAC: 0 DP: 0 HBP: 0	WP: 0 PB: 0 SB: 2 CS: 0	PA: 41					
PITCHER	IP	WLS	BF	H	R	ER	SO	BB	IBB	HBP	BLK	WP	HR	S	P	ERA	WHIP								
Rick Sutcliffe, R ERA: 3.78	7.1	W	31	5	3	1	4	4	0	0	2	0	0	35	51	1.23	1.227								
Dave Patterson, R ERA: 6.62	0.1		4	3	2	2	1	0	0	0	0	0	1	6	6	54.00	9.000								
Terry Forster, L ERA: 4.26	1.0		5	1	1	1	2	1	0	0	0	0	0	8	12	9.00	2.000								
Lerrin LaGrow, R ERA: 5.49	0.1	S	1	0	0	0	0	0	0	0	0	0	0	1	1	0.00	0.000								

Los Angeles Dodgers @ Montreal Expos
Olympic Stadium, Montreal, QB
Sun Jul 08 1979, 3:33 AM EDT
Att: 46,601 - Unknown

AB 36
R 6
H 9
RBI 5
BB 5
SO 7
LOB 14



Batter	1	2	3	4	5	6	7	8	9	AB	R	H	RBI	BB	SO	LOB	TOP			
Davey Lopes, R OBP: 0.356, SLG: 0.499 (1,4)										4	0	1	0	0	0	2				
Bill Russell, R OBP: 0.290, SLG: 0.367 (1,6)										4	0	0	0	0	0	2				
Reggie Smith, S OBP: 0.362, SLG: 0.457 (1,9)										4	0	2	0	0	0	0				
Steve Garvey, R OBP: 0.339, SLG: 0.467 (1,3)										4	0	1	0	0	0	2				
Ron Cey, R OBP: 0.384, SLG: 0.508 (1,5)										4	0	0	0	0	0	2				
Dusty Baker Jr., R OBP: 0.327, SLG: 0.434 (1,7)										3	0	0	0	0	0	1				
Derrel Thomas, S OBP: 0.335, SLG: 0.347 (1,8)										3	0	0	0	0	0	0				
Steve Yeager, R OBP: 0.280, SLG: 0.380 (1,2)										3	0	2	0	0	1	0				
Don Sutton, R OBP: 0.184, SLG: 0.167 (1,1)										1	0	1	0	0	0	0				
Joe Ferguson, R OBP: 0.354, SLG: 0.413 (8, PH)										1	0	0	0	0	0	1				
Charlie Hough, R OBP: 0.200, SLG: 0.300 (8, 1)										0	0	0	0	0	0	0				
Inning Stats	R: 0 E: 0 K: 0 S: 4	H: 1 LOB: 1 BB: 0 P: 4	R: 0 E: 0 K: 0 S: 3	H: 0 LOB: 0 BB: 0 P: 3	R: 0 E: 0 K: 1 S: 6	H: 1 LOB: 1 BB: 0 P: 6	R: 0 E: 0 K: 0 S: 4	H: 1 LOB: 1 BB: 0 P: 4	R: 0 E: 0 K: 0 S: 3	H: 0 LOB: 0 BB: 0 P: 3	R: 0 E: 0 K: 0 S: 3	H: 0 LOB: 0 BB: 0 P: 3	R: 0 E: 0 K: 0 S: 4	H: 2 LOB: 1 BB: 0 P: 4	R: 0 E: 0 K: 0 S: 3	H: 1 LOB: 0 BB: 0 P: 3	1B: 6 2B: 1 3B: 0 HR: 0	SF: 0 SAC: 1 DP: 2 HBP: 0	WP: 0 PB: 0 SB: 0 CS: 0	PA: 32
PITCHER	IP: 9.0 WLS: W BF: 32 H: 7 R: 0 ER: 0 SO: 1 BB: 0 IBB: 0 HBP: 0 BLK: 0 WP: 0 HR: 0 S: 34 P: 34 ERA: 0.00 WHIP: 0.778															PITCHER	IP: 9.0 WLS: W BF: 32 H: 7 R: 0 ER: 0 SO: 1 BB: 0 IBB: 0 HBP: 0 BLK: 0 WP: 0 HR: 0 S: 34 P: 34 ERA: 0.00 WHIP: 0.778			

Los Angeles Dodgers @ Montreal Expos
Olympic Stadium, Montreal, QB
Mon Jul 09 1979, 7:05 PM EDT
Att: 30,930 - Unknown

AB	31
R	0
H	7
RBI	0
BB	0
SO	1
LOB	10



Batter	1	2	3	4	5	6	7	8	9	AB	R	H	RBI	BB	SO	LOB	BOTTOM			
Warren Cromartie, L OBP: 0.311, SLG: 0.415 (1,7)										4	0	0	0	0	2	1				
Rodney Scott, S OBP: 0.306, SLG: 0.266 (1,4)										4	0	1	0	0	1	0				
Andre Dawson, R OBP: 0.307, SLG: 0.482 (1,8)										4	0	1	0	0	1	1				
Tony Perez, R OBP: 0.343, SLG: 0.452 (1,3)										3	0	0	0	0	0	1				
Gary Carter, R OBP: 0.345, SLG: 0.479 (1,2)										2	1	0	0	1	0	1				
Ellis Valentine, R OBP: 0.307, SLG: 0.445 (1,9)										3	1	2	0	0	1	0				
Larry Parrish, R OBP: 0.346, SLG: 0.459 (1,5)										3	1	2	1	0	0	0				
Jim Mason, L OBP: 0.235, SLG: 0.277 (1,6)										3	0	0	0	0	1	4				
Bill Lee, L OBP: 0.200, SLG: 0.200 (1,1)										3	0	1	2	0	0	2				
Inning Stats	R: 0 E: 0 K: 2 S: 7	H: 0 LOB: 0 BB: 0 P: 7	R: 0 E: 0 K: 1 S: 5	H: 0 LOB: 0 BB: 0 P: 5	R: 0 E: 0 K: 0 S: 3	H: 0 LOB: 0 BB: 0 P: 3	R: 0 E: 0 K: 1 S: 5	H: 0 LOB: 0 BB: 0 P: 5	R: 3 E: 0 K: 2 S: 10	H: 3 LOB: 1 BB: 1 P: 14	R: 0 E: 0 K: 0 S: 4	H: 1 LOB: 1 BB: 0 P: 4	R: 0 E: 0 K: 0 S: 4	H: 2 LOB: 1 BB: 0 P: 4	R: 0 E: 0 K: 0 S: 3	H: 1 LOB: 0 BB: 0 P: 3	1B: 5 2B: 2 3B: 0 HR: 0	SF: 0 SAC: 0 DP: 1 HBP: 0	WP: 0 PB: 0 SB: 0 CS: 2	PA: 30
PITCHER	IP: 7.0 WLS: L BF: 27 H: 6 R: 3 ER: 3 SO: 6 BB: 1 IBB: 0 HBP: 0 BLK: 0 WP: 0 HR: 0 S: 38 P: 42 ERA: 3.86 WHIP: 1.000															PITCHER	IP: 1.0 WLS: L BF: 3 H: 1 R: 0 ER: 0 SO: 0 BB: 0 IBB: 0 HBP: 0 BLK: 0 WP: 0 HR: 0 S: 3 P: 3 ERA: 0.00 WHIP: 1.000			

Los Angeles Dodgers @ Montreal Expos
Olympic Stadium, Montreal, QB
Mon Jul 09 1979, 7:05 PM EDT
Att: 30,930 - Unknown

AB	29
R	3
H	7
RBI	3
BB	1
SO	6
LOB	10



Batter	1	2	3	4	5	6	7	8	9	10	11	12	13	AB R H RBI BB SO LOB	TOP													
Bill North, SS ERA: 3.70 LOB: 0.370 R: 1, H: 1, BB: 0, SO: 0 Greg Minton, R ERA: 3.98 LOB: 0.292 R: 1, H: 1, BB: 0, SO: 0 Mike Jay, LF ERA: 3.97 LOB: 0.517 R: 1, H: 1, BB: 0, SO: 0	4-2 S BB		0-0 S E 2B		1-0 2B 1B	0-0 6-3			4-0 HR BB	4-0 FC6-4 IBB			0-0 FC6-4 1B	1 1 1 0 0 1 0 0 0 0 0 0 0 0 0 0 1 1 1 0 0 0 0 0 1 0 0 0 0 0 0 0 1 1 1 0 0 2 0 0														
Joe Strain, R OBP: 0.364, SLG: 0.365	0-1 F5		2-3 K		0-0 2B HR 1B		0-0 5-3		0-0 HR HR	0-0 FC6-4			0-0 FC6-4 FC6-4	7 2 2 2 0 1 5														
Jack Clark, R OBP: 0.356, SLG: 0.487	0-0 F5		1-2 E3		2-2 HR 2B		0-0 S 1B		0-0 E5 FC3-6 1B				0-0 FC6-4 BB 1B HBP	7 2 2 1 0 0 2														
Willie McCovey, LF ERA: 3.65 R: 1, H: 1, BB: 0, SO: 0 Bob Knepper, LF ERA: 3.33 R: 1, H: 1, BB: 0, SO: 0 Gary Lavarre, LF ERA: 3.75 R: 1, H: 1, BB: 0, SO: 0 Vada Pinson, LF ERA: 3.90 R: 1, H: 1, BB: 0, SO: 0 Tom Griffin, R ERA: 3.90 R: 1, H: 1, BB: 0, SO: 0	3-3 K		3-3 K		0-1 HR		0-3 K		0-0 FC3-6 1B				0-0 K	5 1 2 3 0 0 3 3 0 0 0 0 0 0 0 0 0 0 0 0 0 0 0 0 1 0 0 0 0 0 1 0 1 1 1 0 0 0 0 0														
Darrell Evans, LF OBP: 0.350, SLG: 0.394		2-3 K		2-2 9-3			0-3 K		0-0 FC3-6				0-0 4-3	5 1 0 0 2 2 3														
Terry Whitfield, LF OBP: 0.359, SLG: 0.411		2-1 F3		1-0 G3 2B			0-3 K		0-0 5-3				0-0 4-3	6 1 1 1 0 2 3														
Roger Metzger, S OBP: 0.268, SLG: 0.280		0-2 S 1B		0-1 G3			0-3 K		0-0 G5-4-3 1B				0-0 E7 1B	7 0 3 2 0 2 2														
Dennis Littlejohn, R Marc Hill, R OBP: 0.294, SLG: 0.248 Johnnie LeMaster, R ERA: 3.55 Mike Sadek, R OBP: 0.327, SLG: 0.308	3-3 K		1-3 K		0-3 K		0-0 K		0-0 G5-4-3 1B				0-0 5-3	3 0 0 0 0 0 3 2 1 0 0 0 0 1 0 1 0 0 0 0 0 0 0 0 2 0 1 0 0 0 0 1														
Ed Whitson, R Larry Herndon, R OBP: 0.356, SLG: 0.500			3-3 K		0-0 6-3		0-0 F8		0-0 G3				0-0 5-3	0 0 0 0 0 0 0 0 6 0 0 0 0 2 2														
Inning Stats	R: 0 E: 0 K: 1 S: 8	H: 0 LOB: 1 BB: 1 P: 15	R: 0 E: 0 K: 2 S: 12	H: 1 LOB: 1 BB: 0 P: 19	R: 1 E: 1 K: 3 S: 14	H: 1 LOB: 1 BB: 0 P: 21	R: 0 E: 0 K: 1 S: 10	H: 1 LOB: 1 BB: 0 P: 14	R: 4 E: 0 K: 2 S: 15	H: 4 LOB: 1 BB: 1 P: 22	R: 0 E: 0 K: 1 S: 5	H: 0 LOB: 0 BB: 0 P: 5	R: 0 E: 0 K: 2 S: 8	H: 1 LOB: 1 BB: 0 P: 8	R: 0 E: 0 K: 0 S: 3	H: 1 LOB: 0 BB: 0 P: 3	R: 2 E: 1 K: 1 S: 8	H: 2 LOB: 2 BB: 1 P: 12	R: 0 E: 0 K: 0 S: 3	H: 0 LOB: 2 BB: 2 P: 11	R: 0 E: 0 K: 2 S: 8	H: 1 LOB: 1 BB: 0 P: 8	R: 4 E: 1 K: 0 S: 6	H: 3 LOB: 1 BB: 1 P: 11	1B: 10 2B: 3 3B: 0 HR: 2	SF: 0 SAC: 0 DP: 1 HBP: 1	W/P: 0 PB: 0 SB: 4 CS: 0	PA: 62
PITCHER	IP 4.1	WLS 22	BF 7	H 5	R 4	ER 4	SO 7	BB 1	IBB 0	HBP 0	BLK 0	WP 0	HR 1	S 53	P 81	ERA 8.31	WHIP 1.846											
Scott Sanderson, R ERA: 3.44	4.1	22	7	5	4	4	7	1	0	0	0	0	1	53	81	8.31	1.846											
Rudy May, L ERA: 3.55	5.1	20	4	2	2	6	6	2	0	0	0	0	1	30	38	3.86	1.286											
Elias Sosa, R ERA: 1.8	10.1	8	0	0	0	1	1	1	1	0	0	0	0	8	16	0.00	0.500											
Woodie Fryman, L ERA: 1.91	12.1	12	4	4	3	2	2	1	0	1	0	0	0	14	19	13.50	2.500											

San Francisco Giants @ Montreal Expos
Olympic Stadium, Montreal, QB
Tue Jul 10 1979, 7:05 PM EDT
Att. 21,055 - Unknown

AB 55
R 11
H 15
RBI 9
BB 6
SO 16
LOB 24



Batter	1	2	3	4	5	6	7	8	9	10	11	12	13	AB R H RBI BB SO LOB	BOTTOM													
Warren Cromartie, LF OBP: 0.313, SLG: 0.412	1-1 3B 1B	4-0 IBB		0-0 F7			0-0 F7		0-0 5-3				0-0 4-3	5 1 1 0 2 0 3														
Rodney Scott, S OBP: 0.306, SLG: 0.272	1-2 1H 3B	0-0 F8		0-0 F7			1-3		0-0 SF9				4-0 BB IBB	4 0 1 2 1 0 3														
Andre Dawson, R OBP: 0.305, SLG: 0.475	4-2 S 3B BB	0-3 K		0-0 1-3			6-3		2-3 3H 5-3 K				0-0 6-3	5 1 0 0 1 2 6														
Tony Perez, LF OBP: 0.339, SLG: 0.446	2-0 FC5-2-5 3B		0-0 F4		0-3 K			0-0 G5-4-3 1B					0-3 K	6 1 1 0 0 3 2														
Gary Carter, R OBP: 0.348, SLG: 0.496	1-3 3H 9-2 3B	3-2	0-0 HR		0-0 L7			0-0 G5-4-3					4-0 BB	5 1 2 3 1 0 1														
Ellis Valentine, R OBP: 0.303, SLG: 0.438	0-0 9-2		0-0 F7					0-0 6-3					0-3 K	6 0 1 0 0 1 2														
Larry Parrish, R OBP: 0.346, SLG: 0.468		1-2 HR		0-0 F7				0-0 FC6-4 1B					0-0 F8	6 2 2 1 0 0 2														
Jim Mason, LF ERA: 4.87 R: 1, H: 1, BB: 0, SO: 0 Jerry White, LF ERA: 4.48 R: 1, H: 1, BB: 0, SO: 0 Elias Sosa, R ERA: 3.8 R: 1, H: 1, BB: 0, SO: 0 Tom Griffin, R ERA: 3.56 R: 1, H: 1, BB: 0, SO: 0 Woodie Fryman, R ERA: 1.91 R: 1, H: 1, BB: 0, SO: 0 Tony Solata, L OBP: 0.428, SLG: 0.487	0-0 L8		4-0 SH3-4 BB		0-0 K			0-0 K		0-0 2B SF9 1B			0-0 G3	2 0 0 0 0 1 1 1 1 1 1 0 0 0 0 0 0 0 0 0 0 0 0 0 1 0 0 0 0 0 0 0 1 0 0 0 0 0 1 0														
Scott Sanderson, R OBP: 0.147, SLG: 0.206	0-0 E7		0-0 SH3-4		0-0 1-6-3			0-0 K		0-0 SF9			0-0 5-3	1 0 1 0 0 0 0 0 1 0 0 0 0 0 0 1 3 0 2 1 0 0 0 0														
Dave Cash, R OBP: 0.545, SLG: 0.650		0-0 2B		1-2				0-0 1-6-3		0-0 SF9 1-3 2H 2B			0-0 BB S 1B															
Inning Stats	R: 3 E: 0 K: 0 S: 14	H: 3 LOB: 0 BB: 1 P: 25	R: 1 E: 1 K: 1 S: 11	H: 2 LOB: 2 BB: 1 P: 16	R: 1 E: 0 K: 0 S: 4	H: 1 LOB: 0 BB: 0 P: 4	R: 0 E: 0 K: 0 S: 3	H: 0 LOB: 1 BB: 1 P: 7	R: 0 E: 0 K: 1 S: 5	H: 0 LOB: 0 BB: 0 P: 5	R: 0 E: 0 K: 1 S: 6	H: 1 LOB: 1 BB: 0 P: 6	R: 0 E: 0 K: 0 S: 3	H: 0 LOB: 0 BB: 0 P: 3	R: 2 E: 0 K: 1 S: 8	H: 3 LOB: 1 BB: 0 P: 8	R: 0 E: 0 K: 1 S: 5	H: 0 LOB: 0 BB: 0 P: 5	R: 0 E: 0 K: 0 S: 4	H: 1 LOB: 3 BB: 2 P: 12	R: 0 E: 0 K: 2 S: 7	H: 0 LOB: 1 BB: 1 P: 11	R: 0 E: 0 K: 1 S: 5	H: 0 LOB: 0 BB: 0 P: 5	1B: 6 2B: 3 3B: 2 HR: 2	SF: 1 SAC: 0 DP: 2 HBP: 0	W/P: 0 PB: 0 SB: 2 CS: 0	PA: 55
PITCHER	IP 2.0	WLS 12	BF 5	H 4	R 4	ER 4	SO 1	BB 1	IBB 1	HBP 0	BLK 0	WP 0	HR 1	S 25	P 41	ERA 18.00	WHIP 3.000											
Ed Whitson, R ERA: 4.87	2.0	12	5	4	4	4	1	1	1	0	0	0	1	25	41	18.00	3.000											
Philip Nastu, L ERA: 3.8	3.1	8	1	1	1	0	1	0	0	0	0	0	0	17	11	4.50	1.000											
Greg Minton, R ERA: 1.82	5.1	4.0	13	2	0	0	2	0	0	0	0	0	0	17	17	0.00	0.500											
Pedro Borbon, R ERA: 3.98	8.1	0.0	3	3	2	2	0	0	0	0	0	0	0	3	3	=	=											
Gary Lavelle, L ERA: 2.48	8.1	2.0	6	0	0	0	2	0	0	0	0	0	0	10	10	0.00	0.000											

San Francisco Giants @ Montreal Expos
Olympic Stadium, Montreal, QB
Tue Jul 10 1979, 7:05 PM EDT
Att. 21,055 - Unknown

AB 47
R 7
H 12
RBI 7
BB 6
SO 8
LOB 21



Batter	1	2	3	4	5	6	7	8	9	AB	R	H	RBI	BB	SO	LOB	TOP							
Bill North, S OBP: 0.402, SLG: 0.366 (1, 8)	1-2 6-3		1-0 F8			0-0 SH5-4		0-1 F9		3	0	0	0	0	0	1								
Joe Strain, R OBP: 0.300, SLG: 0.357 (1, 4)	0-1 FC5-4 1B		0-1 5-3			0-1 5-3			0-0 L6	4	0	1	0	0	0	2								
Jack Clark, R OBP: 0.352, SLG: 0.481 (1, 9)	2-2 FC5-4 1-2			1-2 5-3		0-0 F3			0-0 5-3	4	0	0	0	0	0	2								
Mike Ivie, R OBP: 0.327, SLG: 0.528 (1, 3)	2-3 K			1-1 F3					0-3 K	4	1	1	1	0	2	1								
Darrell Evans, L OBP: 0.347, SLG: 0.390 (1, 5)		2-0 G3		1-2 G3			3-1 F4			3	0	0	0	0	0	0								
Larry Hemdon, R OBP: 0.348, SLG: 0.490 (1, 7)		2-3 K			3-2 F7		2-3 K			3	0	0	0	0	2	0								
Johnnie LetMaster, R OBP: 0.309, SLG: 0.331 (1, 6)				3-1 F3		0-0 F9		0-2 4-3		3	0	0	0	0	0	0								
Dennis Littlejohn, R OBP: 0.167, SLG: 0.167 (1, 2)			1-1 SH3-4 1B		1-0 5-3			2-1 F8		3	0	1	0	0	0	0								
John Curtis, L OBP: 0.176, SLG: 0.188 (1, 1)			0-0 SH3-4			4-0 SH5-4 BB		0-1 4-3		1	0	0	0	1	0	0								
Inning Stats	R: 0 E: 0 K: 1 S: 15	H: 1 LOB: 1 BB: 0 P: 20	R: 0 E: 0 K: 1 S: 7	H: 0 LOB: 0 BB: 0 P: 14	R: 0 E: 0 K: 0 S: 6	H: 1 LOB: 1 BB: 0 P: 8	R: 0 E: 0 K: 0 S: 8	H: 0 LOB: 0 BB: 0 P: 11	R: 0 E: 0 K: 0 S: 6	H: 0 LOB: 0 BB: 0 P: 10	R: 0 E: 0 K: 0 S: 4	H: 0 LOB: 1 BB: 1 P: 8	R: 1 E: 0 K: 1 S: 9	H: 1 LOB: 0 BB: 0 P: 14	R: 0 E: 0 K: 0 S: 6	H: 0 LOB: 0 BB: 0 P: 8	R: 0 E: 0 K: 1 S: 5	H: 0 LOB: 0 BB: 0 P: 5	1B: 2 2B: 0 3B: 0 HR: 1	SF: 0 SAC: 0 DP: 0 HBP: 0	WP: 0 PB: 0 SB: 1 CS: 1	PA: 31		
PITCHER	IP WLS BF H R ER SO BB IBB HBP BLK WP HR S P ERA WHIP	8.0 L 28 3 1 1 3 1 0 0 0 0 0 1 61 93 1.12 0.500	1.0 3 0 0 0 1 0 0 0 0 0 0 0 5 5 0.00 0.000																					

San Francisco Giants @ Montreal Expos
Olympic Stadium, Montreal, QB
Wed Jul 11 1979, 7:05 PM EDT
Att: 15,012 - Unknown

AB 28
R 1
H 3
RBI 1
BB 1
SO 4
LOB 6



Batter	1	2	3	4	5	6	7	8	9	AB	R	H	RBI	BB	SO	LOB	BOTTOM							
Warren Cromartie, L OBP: 0.315, SLG: 0.413 (1, 7)	0-0 F8		0-0 BB 1B			0-3 K		0-0 E 1B		4	0	2	0	0	1	0								
Rodney Scott, S OBP: 0.308, SLG: 0.269 (1, 4) (8, 6)	0-1 5-3		4-1 BB			0-3 K		0-0 E S 1-3		3	0	0	0	1	1	1								
Andre Dawson, R OBP: 0.301, SLG: 0.469 (1, 8)	1-0 6-3		1-0 F8			0-0 F7		1-2 F9		4	0	0	0	0	0	5								
Tony Perez, R OBP: 0.334, SLG: 0.440 (1, 3)		2-3 K2-3		1-0 L9			0-0 6-3	0-0 5-3		4	0	0	0	0	1	2								
Gary Carter, R OBP: 0.347, SLG: 0.493 (1, 2)		1-2 F8		0-0 F8			2-2 1B 1B		0-0 5-3	4	0	1	0	0	0	0								
Ellis Valentine, R OBP: 0.299, SLG: 0.431 (1, 9)		0-1 F3		0-1 F6			0-3 K		0-2 6-3	4	0	0	0	0	1	1								
Larry Parrish, R OBP: 0.344, SLG: 0.465 (1, 5)			2-3 K		1-2 F5		0-0 1-3 1B		3-3 K	4	0	1	0	0	2	0								
Jim Mason, L OBP: 0.250, SLG: 0.260 (1, 6)			4-1 1B		2-0 4-3		0-1 5-3			1	0	0	0	1	0	0								
Dave Cash, R OBP: 0.258, SLG: 0.619 (7, PH) (8, 4)			1B BB							1	0	0	0	0	0	2								
Dan Schatzeder, L OBP: 0.321, SLG: 0.375 (1, 1)			1-3 K		0-1 1-3			1-1 4-3		2	0	0	0	0	1	1								
Ken Macha, R OBP: 0.258, SLG: 0.207 (8, PH)										1	0	0	0	0	0	0								
Stan Bahnsen, R (9, 1)										0	0	0	0	0	0	0								
Inning Stats	R: 0 E: 0 K: 0 S: 4	H: 0 LOB: 0 BB: 0 P: 5	R: 0 E: 0 K: 1 S: 8	H: 0 LOB: 0 BB: 0 P: 11	R: 0 E: 0 K: 2 S: 10	H: 1 LOB: 3 BB: 2 P: 22	R: 0 E: 0 K: 0 S: 4	H: 0 LOB: 0 BB: 0 P: 5	R: 0 E: 0 K: 0 S: 9	H: 0 LOB: 0 BB: 0 P: 12	R: 0 E: 0 K: 2 S: 8	H: 0 LOB: 0 BB: 0 P: 8	R: 0 E: 0 K: 1 S: 10	H: 2 LOB: 2 BB: 0 P: 12	R: 0 E: 1 K: 0 S: 8	H: 1 LOB: 2 BB: 0 P: 10	R: 0 E: 0 K: 1 S: 7	H: 0 LOB: 0 BB: 0 P: 10	1B: 4 2B: 0 3B: 0 HR: 0	SF: 0 SAC: 0 DP: 0 HBP: 0	WP: 0 PB: 0 SB: 1 CS: 0	PA: 34		
PITCHER	IP WLS BF H R ER SO BB IBB HBP BLK WP HR S P ERA WHIP	9.0 W 34 4 0 0 7 2 0 0 0 0 0 68 95 0.00 0.667																						

San Francisco Giants @ Montreal Expos
Olympic Stadium, Montreal, QB
Wed Jul 11 1979, 7:05 PM EDT
Att: 15,012 - Unknown

AB 32
R 0
H 4
RBI 0
BB 2
SO 7
LOB 12



Batter	1	2	3	4	5	6	7	8	9	AB R H RBI BB SO LOB	TOP												
Larry Herndon, R (1,8) OBP: 0.345, SLG: 0.481	F9		1B		F6		5-3		K	5 0 1 0 0 1 0	San Francisco Giants @ Montreal Expos Olympic Stadium, Montreal, QB Thu Jul 12 1979, 7:05 PM EDT Att: 21,094 - Unknown livebaseballscorecards.com												
Joe Strain, R (1,4) OBP: 0.323, SLG: 0.377	F7		FC6-4 1B		4-3		1-3 1B	CS 1B	5 0 3 0 0 0 0														
Jack Clark, R (1,9) OBP: 0.353, SLG: 0.487	BB		FC6-4 1-2		HR		1-3	F2 1-2	4 1 1 1 1 0 4														
Willie McCovey, L (1,3) OBP: 0.347, SLG: 0.507	F9			4-3	F8		BB		3 0 0 0 1 0 1														
Darrell Evans, L (1,5) OBP: 0.349, SLG: 0.392		K2-6 1B		CS 1B		K	F5		4 0 2 0 0 1 2														
Terry Whitfield, L (1,7) OBP: 0.361, SLG: 0.411	F7		2B 1B		F8		SH3-4 SF8 BB		3 2 1 0 1 0 1														
Roger Metzger, S (1,6) OBP: 0.274, SLG: 0.292	K2-6 1-2		1B 2B		S 1B		SH3-4		3 2 2 1 0 1 1														
Dennis Littlejohn, R (1,2) OBP: 0.300, SLG: 0.333			F3 1B				SF8		3 0 2 3 0 0 0														
John Montefusco, R (1,1) OBP: 0.105, SLG: 0.158			F7		F4				4 0 0 0 0 1 2														
Gary Lavelle, S (9,1) OBP: 0.500, SLG: 0.500					F2		K		0 0 0 0 0 0 0														
Inning Stats	R: 0 E: 0 K: 0 S: 6	H: 0 LOB: 1 BB: 1 P: 12	R: 0 E: 0 K: 1 S: 7	H: 1 LOB: 1 BB: 0 P: 8	R: 0 E: 0 K: 0 S: 13	H: 2 LOB: 2 BB: 0 P: 18	R: 2 E: 0 K: 0 S: 6	H: 4 LOB: 1 BB: 0 P: 6	R: 1 E: 0 K: 1 S: 4	H: 1 LOB: 1 BB: 0 P: 7	R: 0 E: 0 K: 0 S: 4	H: 1 LOB: 2 BB: 1 P: 8	R: 1 E: 0 K: 1 S: 5	H: 0 LOB: 0 BB: 1 P: 9	R: 0 E: 0 K: 1 S: 5	H: 1 LOB: 0 BB: 0 P: 5	1B: 10 2B: 2 3B: 0 HR: 1	SF: 1 SAC: 1 DP: 1 HBP: 0	WP: 0 PB: 0 SB: 2 CS: 2	PA: 39			
PITCHER	IP WLS BF H R ER SO BB IBB HBP BLK WP HR S P ERA WHIP											PITCHER	IP WLS BF H R ER SO BB IBB HBP BLK WP HR S P ERA WHIP										
Steve Rogers, R (1,1) ERA: 2.52	6.2 L 31 11 4 4 2 2 2 0 0 0 0 1 46 62 5.40 1.950																						
Rudy May, L (7,1) ERA: 3.51	0.1 1 0 0 0 0 0 0 0 0 0 0 0 1 1 0.00 0.000																						
Stan Bahnsen, R (8,1) ERA: 2.86	2.0 7 1 1 1 2 1 0 0 0 0 0 0 10 14 4.50 1.000																						

Batter	1	2	3	4	5	6	7	8	9	AB R H RBI BB SO LOB	BOTTOM												
Warren Cromartie, L (1,7) OBP: 0.314, SLG: 0.413	4-3		2B		K		4-3		3-1	5 0 1 0 0 1 1	San Francisco Giants @ Montreal Expos Olympic Stadium, Montreal, QB Thu Jul 12 1979, 7:05 PM EDT Att: 21,094 - Unknown livebaseballscorecards.com												
Rodney Scott, S (1,4) OBP: 0.307, SLG: 0.269	2B 1B		F5		4-3		S BB	L4	4 1 1 0 1 0 2														
Andre Dawson, R (1,8) OBP: 0.303, SLG: 0.471	1-H 2B		F4		K		F4	S 1B	5 0 2 2 0 1 2														
Tony Perez, R (1,3) OBP: 0.332, SLG: 0.433	F9		5-3				1B BB	K	4 0 0 0 1 1 3														
Gary Carter, R (1,2) OBP: 0.349, SLG: 0.502	K		G1-2-3 BB		F5		F5	HR	3 1 1 1 1 1 2														
Ellis Valentine, R (1,9) OBP: 0.305, SLG: 0.436			4-3		1B		1B		4 0 3 0 0 0 0														
Ken Macha, R (8,FR) OBP: 0.258, SLG: 0.207			1B		1B		1B		0 0 0 0 0 0 0														
Larry Parrish, R (1,5) OBP: 0.346, SLG: 0.465	1B		F4		1-2 2-H		1B	K	4 0 2 0 0 1 3														
Jim Mason, L (1,6) OBP: 0.250, SLG: 0.259	K		1B		F8		F8	L6	4 0 1 0 0 1 4														
Steve Rogers, R (1,1) OBP: 0.212, SLG: 0.204			G3		G1-2-3		F5		2 0 0 0 0 0 4														
Rudy May, L (7,1) ERA: 3.51									0 0 0 0 0 0 0														
Jerry White, S (7,PH) OBP: 0.333, SLG: 0.434									1 0 0 0 0 0 0														
Stan Bahnsen, R (8,1) ERA: 2.86									0 0 0 0 0 0 0														
Tom Hutton, L (9,PH) OBP: 0.381, SLG: 0.486					3-H			3-1 1B BB	0 1 0 0 1 0 0														
Inning Stats	R: 1 E: 0 K: 1 S: 10	H: 2 LOB: 1 BB: 0 P: 17	R: 0 E: 0 K: 1 S: 11	H: 1 LOB: 0 BB: 0 P: 17	R: 0 E: 0 K: 0 S: 14	H: 1 LOB: 1 BB: 0 P: 19	R: 0 E: 0 K: 0 S: 14	H: 2 LOB: 2 BB: 1 P: 23	R: 0 E: 0 K: 2 S: 8	H: 0 LOB: 0 BB: 1 P: 10	R: 0 E: 0 K: 0 S: 7	H: 2 LOB: 2 BB: 1 P: 12	R: 0 E: 0 K: 0 S: 8	H: 0 LOB: 1 BB: 1 P: 15	R: 1 E: 0 K: 2 S: 13	H: 2 LOB: 1 BB: 0 P: 15	R: 1 E: 0 K: 0 S: 6	H: 1 LOB: 1 BB: 1 P: 10	1B: 8 2B: 2 3B: 0 HR: 1	SF: 0 SAC: 0 DP: 1 HBP: 0	WP: 0 PB: 0 SB: 2 CS: 0	PA: 40	
PITCHER	IP WLS BF H R ER SO BB IBB HBP BLK WP HR S P ERA WHIP											PITCHER	IP WLS BF H R ER SO BB IBB HBP BLK WP HR S P ERA WHIP										
John Montefusco, R (1,1) ERA: 4.55	8.0 W 36 10 3 3 6 4 0 0 0 0 0 0 4 4 3.38 1.750																						
Gary Lavelle, L (9,1) ERA: 2.44	1.0 S 4 1 0 0 0 0 0 0 0 0 0 0 4 4 0.00 1.000																						

Batter	1	2	3	4	5	6	7	8	9	AB	R	H	RBI	BB	SO	LOB	TOP					
Gene Richards, L (1.8)										5	1	2	0	0	1	2						
Ozzie Smith, S (1.6)										5	0	0	0	0	1	3						
Dan Briggs, L (1.3)										3	0	1	0	0	0	1						
Steve Mura, R (7.1)										0	0	0	0	0	0	0						
Mickey Lolich, S (7.1)										0	0	0	0	0	0	0						
Gene Tenace, R (9, PH)										1	1	1	1	0	0	0						
Dave Winfield, R (1.9)										5	3	3	2	0	0	1						
Jerry Turner, L (1.7)										5	0	1	0	0	2	1						
Kurt Bevacqua, R (1.5)										5	1	1	0	0	2	2						
Fernando Gonzalez, R (1.4)										4	1	2	2	0	0	1						
Bill Fahey, L (1.2)										3	0	1	0	1	0	1						
Eric Rasmussen, R (1.1)										0	0	0	0	0	0	0						
Mark Lee, R (1.1)										2	0	1	0	0	0	1						
Jay Johnstone, L (5.3)										2	0	2	0	0	0	0						
Bob Owchinko, L (5.1)										1	0	0	0	0	1	1						
Inning Stats	R: 2 E: 0 K: 0 S: 5	H: 2 LOB: 0 BB: 0 P: 5	R: 0 E: 0 K: 1 S: 6	H: 1 LOB: 1 BB: 0 P: 6	R: 0 E: 0 K: 0 S: 3	H: 0 LOB: 0 BB: 0 P: 3	R: 1 E: 1 K: 0 S: 5	H: 2 LOB: 2 BB: 1 P: 9	R: 0 E: 0 K: 1 S: 4	H: 1 LOB: 1 BB: 0 P: 4	R: 1 E: 0 K: 1 S: 6	H: 1 LOB: 0 BB: 0 P: 6	R: 0 E: 0 K: 1 S: 6	H: 2 LOB: 1 BB: 0 P: 6	R: 2 E: 1 K: 2 S: 11	H: 4 LOB: 2 BB: 0 P: 11	R: 1 E: 0 K: 2 S: 9	H: 2 LOB: 1 BB: 0 P: 9	1B: 12 2B: 0 3B: 0 HR: 3	SF: 0 SAC: 0 DP: 1 HBP: 0	WP: 0 PB: 0 SB: 0 CS: 0	PA: 42
PITCHER	IP WLS BF H R ER SO BB IBB HBP BLK WP HR S P ERA WHIP																					
David Palmer, R (1.1)	6.0	26	7	4	3	2	0	1	0	0	0	0	0	2	29	33	4.50	1.167				
Rudy May, L (7.1)	1.0	4	2	0	0	1	0	0	0	0	0	0	0	0	6	6	0.00	2.000				
Stan Bahnsen, R (8.1)	0.2	5	3	2	2	1	0	0	0	0	0	0	0	7	7	27.00	4.500					
Woodie Fryman, L (8.1)	1.1	7	3	1	1	3	0	0	0	0	0	1	13	13	6.75	2.250						

Batter	1	2	3	4	5	6	7	8	9	AB	R	H	RBI	BB	SO	LOB	BOTTOM			
Warren Cromartie, L (1.7)										4	3	3	2	0	0	0				
Rodney Scott, S (1.6)										4	2	3	1	1	0	1				
Andre Dawson, R (1.8)										5	0	2	2	0	0	3				
Ellis Valentine, R (1.9)										3	0	0	1	0	1	3				
Jerry White, S (6.9)										1	1	0	0	1	1	0				
Tony Solaita, L (1.3)										1	0	0	0	1	0	0				
Ken Macha, R (5, PH)										1	2	1	0	0	0	0				
Larry Parrish, R (1.5)										4	1	0	0	1	0	4				
Tony Bernazard, S (1.4)										4	1	1	1	1	1	5				
Duffy Dyer, R (1.2)										3	0	0	0	2	0	6				
David Palmer, R (1.1)										2	0	0	0	0	1	2				
Dave Cash, R (5, PH)										1	0	0	0	0	0	0				
Rudy Wiegman, L (7.1)										0	0	0	0	0	0	0				
Gary Carter, R (7, PH)										0	0	0	1	0	0	0				
Stan Bahnsen, R (8.1)										0	0	0	0	0	0	0				
Woodie Fryman, R (8.1)										1	0	0	0	0	0	2				
Inning Stats	R: 2 E: 0 K: 0 S: 5	H: 2 LOB: 2 BB: 2 P: 13	R: 0 E: 0 K: 1 S: 5	H: 0 LOB: 0 BB: 0 P: 5	R: 0 E: 0 K: 1 S: 5	H: 1 LOB: 1 BB: 0 P: 5	R: 0 E: 0 K: 0 S: 4	H: 0 LOB: 2 BB: 1 P: 8	R: 2 E: 1 K: 1 S: 8	H: 3 LOB: 3 BB: 1 P: 13	R: 0 E: 0 K: 0 S: 4	H: 1 LOB: 1 BB: 0 P: 4	R: 5 E: 1 K: 0 S: 7	H: 2 LOB: 1 BB: 2 P: 15	R: 1 E: 0 K: 1 S: 7	H: 2 LOB: 2 BB: 1 P: 11	1B: 5 2B: 6 3B: 1 HR: 0	SF: 1 SAC: 2 DP: 1 HBP: 1	WP: 1 PB: 0 SB: 0 CS: 0	PA: 45
PITCHER	IP WLS BF H R ER SO BB IBB HBP BLK WP HR S P ERA WHIP																			
Eric Rasmussen, R (1.1)	0.0	21	6	4	4	2	2	1	0	0	1	0	22	34	9.00	2.000				
Mark Lee, R (1.1)	4.0	6	4	4	4	2	2	1	0	0	1	0	22	34	9.00	2.000				
Bob Owchinko, L (5.1)	2.1	14	1	4	1	1	3	0	1	0	0	0	12	25	3.86	1.714				
Steve Mura, R (7.1)	0.1	1	0	0	0	0	0	0	0	0	0	0	1	1	0.00	0.000				
Mickey Lolich, L (7.1)	1.1	9	4	2	1	1	0	1	0	0	0	0	10	14	6.75	3.000				

San Diego Padres @ Montreal Expos
Olympic Stadium, Montreal, QB
Fri Jul 13 1979, 7:05 PM EDT
Att: 44,549 - Unknown

AB 41
R 7
H 15
RBI 5
BB 1
SO 7
LOB 14



San Diego Padres @ Montreal Expos
Olympic Stadium, Montreal, QB
Fri Jul 13 1979, 7:05 PM EDT
Att: 44,549 - Unknown

AB 34
R 10
H 11
RBI 8
BB 7
SO 4
LOB 26



Batter	1	2	3	4	5	6	7	8	9	AB	R	H	RBI	BB	SO	LOB	TOP										
Gene Richards, L (1, 8) OBP: 0.348, SLG: 0.364										4	0	0	0	0	1	2											
Ozzie Smith, S (1, 6) OBP: 0.254, SLG: 0.237										4	0	1	0	0	1	0											
Gene Tenace, R (1, 2) OBP: 0.397, SLG: 0.436										4	0	0	0	0	3	1											
Dave Winfield, R (1, 9) OBP: 0.409, SLG: 0.619										4	0	2	0	0	1	0											
Jerry Turner, L (1, 7) OBP: 0.313, SLG: 0.393										4	0	0	0	0	2	3											
Jay Johnstone, L (1, 3) OBP: 0.317, SLG: 0.338										3	0	0	0	0	1	2											
Kurt Bevacqua, R (1, 5) OBP: 0.348, SLG: 0.292										3	0	2	0	0	0	0											
Fernando Gonzalez, R (1, 4) OBP: 0.266, SLG: 0.392										3	0	0	0	0	1	2											
John D'Acquisto, R (1, 1) OBP: 0.143, SLG: 0.150										2	0	0	0	0	2	2											
Bobby Tolan, L (8, PH)										1	0	0	0	0	0	0											
Bob Shirley, R (8, 1) OBP: 0.111, SLG: 0.115										0	0	0	0	0	0	0											
Rollie Fingers, R (8, 1) OBP: 0.100, SLG: 0.100										0	0	0	0	0	0	0											
Inning Stats	R: 0 E: 0 K: 2 S: 7	H: 0 LOB: 0 BB: 0 P: 7	R: 0 E: 0 K: 2 S: 7	H: 0 LOB: 0 BB: 0 P: 7	R: 0 E: 0 K: 1 S: 6	H: 1 LOB: 1 BB: 0 P: 6	R: 0 E: 0 K: 1 S: 7	H: 2 LOB: 2 BB: 0 P: 7	R: 0 E: 0 K: 2 S: 8	H: 1 LOB: 1 BB: 0 P: 8	R: 0 E: 0 K: 1 S: 5	H: 0 LOB: 0 BB: 0 P: 5	R: 0 E: 0 K: 1 S: 3	H: 0 LOB: 0 BB: 0 P: 3	R: 0 E: 0 K: 1 S: 6	H: 1 LOB: 1 BB: 0 P: 6	1B: 4 2B: 1 3B: 0 HR: 0	SF: 0 SAC: 0 DP: 0 HBP: 0	WP: 0 PB: 0 SB: 1 CS: 0	PA: 32							
PITCHER	IP	WLS	BF	H	R	ER	SO	BB	IBB	HBP	BLK	WP	HR	S	P	ERA	WHIP										
Scott Sanderson, R (1, 1) ERA: 3.28	5.0	W	19	4	0	0	8	0	0	0	0	0	0	35	35	0.00	0.800										
Elias Sosa, R (6, 1) ERA: 2.07	4.0	S	13	1	0	0	4	0	0	0	0	0	0	21	21	0.00	0.250										

San Diego Padres @ Montreal Expos
Olympic Stadium, Montreal, QB
Sun Jul 15 1979, 3:33 AM EDT
Att: 27,747 - Unknown

AB	32
R	0
H	5
RBI	0
BB	0
SO	12
LOB	12



Batter	1	2	3	4	5	6	7	8	9	AB	R	H	RBI	BB	SO	LOB	BOTTOM										
Warren Cromartie, L (1, 7) OBP: 0.318, SLG: 0.424										4	0	0	0	0	1	1											
Rodney Scott, S (1, 6) OBP: 0.308, SLG: 0.268										4	0	0	0	0	2	1											
Andre Dawson, R (1, 8) OBP: 0.304, SLG: 0.487										4	2	2	2	0	1	0											
Tony Perez, R (1, 3) OBP: 0.328, SLG: 0.423										3	0	0	0	0	1	0											
Tom Hutton, L (8, 3) OBP: 0.372, SLG: 0.474										1	0	0	0	0	1	0											
Gary Carter, R (1, 2) OBP: 0.347, SLG: 0.491										3	1	2	0	0	1	0											
Ellis Valentine, R (1, 9) OBP: 0.311, SLG: 0.465										3	1	2	2	0	1	0											
Larry Parrish, R (1, 5) OBP: 0.341, SLG: 0.462										3	0	0	0	0	1	1											
Tony Bernazard, S (1, 4) OBP: 0.563, SLG: 0.333										1	0	1	0	2	0	0											
Scott Sanderson, R (1, 1) ERA: 4.73										1	0	0	0	0	0	1											
Jim Mason, L (5, PH)										1	0	0	0	0	0	1											
Elias Sosa, R (6, 1) OBP: 0.200, SLG: 0.300										1	0	0	0	0	0	1											
Inning Stats	R: 0 E: 0 K: 1 S: 5	H: 0 LOB: 0 BB: 0 P: 5	R: 0 E: 0 K: 1 S: 6	H: 2 LOB: 1 BB: 0 P: 6	R: 0 E: 0 K: 0 S: 3	H: 0 LOB: 1 BB: 1 P: 7	R: 2 E: 0 K: 1 S: 7	H: 2 LOB: 0 BB: 0 P: 7	R: 0 E: 0 K: 0 S: 3	H: 1 LOB: 0 BB: 0 P: 3	R: 1 E: 0 K: 2 S: 8	H: 1 LOB: 0 BB: 0 P: 8	R: 0 E: 0 K: 1 S: 5	H: 0 LOB: 1 BB: 1 P: 9	R: 1 E: 0 K: 3 S: 10	H: 1 LOB: 0 BB: 0 P: 10	1B: 3 2B: 1 3B: 0 HR: 3	SF: 0 SAC: 0 DP: 0 HBP: 0	WP: 0 PB: 0 SB: 1 CS: 2	PA: 31							
PITCHER	IP	WLS	BF	H	R	ER	SO	BB	IBB	HBP	BLK	WP	HR	S	P	ERA	WHIP										
John D'Acquisto, R (1, 1) ERA: 4.73	7.0	L	27	6	3	3	6	2	0	0	0	0	0	37	45	3.86	1.143										
Bob Shirley, L (8, 1) ERA: 2.67	0.1		1	0	0	0	1	0	0	0	0	0	0	3	3	0.00	0.000										
Rollie Fingers, R (8, 1) ERA: 3.8	0.2		3	1	1	1	2	0	0	0	0	0	1	7	7	13.50	1.500										

San Diego Padres @ Montreal Expos
Olympic Stadium, Montreal, QB
Sun Jul 15 1979, 3:33 AM EDT
Att: 27,747 - Unknown

AB	29
R	4
H	7
RBI	4
BB	2
SO	9
LOB	6



Batter	1	2	3	4	5	6	7	8	9	AB	R	H	RBI	BB	SO	LOB	TOP					
Warren Cromartie, L OBP: 0.318, SLG: 0.425										4	0	1	0	0	0	2						
Rodney Scott, S OBP: 0.305, SLG: 0.265										4	0	0	0	0	0	2						
Andre Dawson, R OBP: 0.306, SLG: 0.486										3	0	1	0	1	1	1						
Tony Perez, R OBP: 0.327, SLG: 0.419										3	0	0	0	1	1	3						
Gary Carter, R OBP: 0.343, SLG: 0.484										4	0	0	0	0	1	4						
Jerry White, S OBP: 0.333, SLG: 0.414										3	2	0	0	1	0	1						
Larry Parrish, R OBP: 0.343, SLG: 0.473										4	1	2	2	0	0	0						
Tony Bernazard, S OBP: 0.529, SLG: 0.300										1	0	0	0	0	1	0						
Stan Bahnsen, R										0	0	0	0	0	0	0						
Tom Hutton, L OBP: 0.386, SLG: 0.487										1	0	1	0	0	0	0						
David Palmer, R										0	0	0	0	0	0	0						
Tony Solaita, L OBP: 0.434, SLG: 0.452										1	0	0	0	0	0	0						
Dan Schatzeder, L OBP: 0.310, SLG: 0.360										1	0	0	1	0	0	1						
Dave Cash, R OBP: 0.519, SLG: 0.600										2	0	1	0	0	0	1						
Inning Stats	R: 0 E: 0 K: 2 S: 8	H: 1 LOB: 2 BB: 1 P: 12	R: 1 E: 0 K: 0 S: 4	H: 1 LOB: 1 BB: 0 P: 8	R: 0 E: 0 K: 0 S: 4	H: 1 LOB: 1 BB: 0 P: 4	R: 0 E: 0 K: 1 S: 5	H: 0 LOB: 0 BB: 0 P: 5	R: 0 E: 0 K: 1 S: 6	H: 1 LOB: 1 BB: 0 P: 6	R: 0 E: 0 K: 0 S: 3	H: 0 LOB: 0 BB: 0 P: 3	R: 0 E: 0 K: 0 S: 3	H: 1 LOB: 0 BB: 0 P: 3	R: 0 E: 0 K: 0 S: 3	H: 0 LOB: 0 BB: 1 P: 3	R: 2 E: 0 K: 0 S: 4	H: 1 LOB: 0 BB: 1 P: 8	1B: 4 2B: 1 3B: 0 HR: 1	SF: 0 SAC: 1 DP: 1 HBP: 0	WP: 0 PB: 0 SB: 0 CS: 0	PA: 35
PITCHER	IP WLS BF H R ER SO BB IBB HBP BLK WP HR S P ERA WHIP																					
Burt Hooton, R ERA: 3.05	(1, 1) 9.0 W 35 6 3 3 4 3 3 0 0 0 0 1 40 52 3.00 1.000																					

Montreal Expos @ Los Angeles Dodgers
Dodger Stadium, Los Angeles, CA
Thu Jul 19 1979, 7:05 PM PDT
Att: 29,046 - Unknown

AB	31
R	3
H	6
RBI	3
BB	3
SO	4
LOB	15



Batter	1	2	3	4	5	6	7	8	9	AB	R	H	RBI	BB	SO	LOB	BOTTOM					
Davey Lopes, R OBP: 0.357, SLG: 0.508										3	1	1	2	2	0	0						
Bill Russell, R OBP: 0.291, SLG: 0.365										5	1	2	0	0	0	1						
Reggie Smith, S OBP: 0.361, SLG: 0.468										4	0	2	1	0	0	2						
Steve Garvey, R OBP: 0.350, SLG: 0.484										4	0	1	0	0	1	2						
Ron Cey, R OBP: 0.385, SLG: 0.495										4	0	2	0	0	1	2						
Dusty Baker Jr., R OBP: 0.326, SLG: 0.430										4	1	1	0	0	1	4						
Derrel Thomas, S OBP: 0.344, SLG: 0.355										0	0	0	0	0	0	0						
Joe Ferguson, R OBP: 0.362, SLG: 0.429										4	2	2	1	0	1	2						
Steve Yeager, R OBP: 0.292, SLG: 0.424										4	2	2	3	0	1	0						
Burt Hooton, R OBP: 0.189, SLG: 0.231										4	0	0	0	0	1	1						
Inning Stats	R: 1 E: 0 K: 1 S: 7	H: 2 LOB: 1 BB: 0 P: 7	R: 3 E: 1 K: 1 S: 8	H: 3 LOB: 0 BB: 0 P: 8	R: 0 E: 0 K: 2 S: 8	H: 1 LOB: 1 BB: 0 P: 8	R: 3 E: 0 K: 0 S: 6	H: 3 LOB: 0 BB: 0 P: 6	R: 0 E: 0 K: 1 S: 6	H: 2 LOB: 1 BB: 0 P: 6	R: 0 E: 0 K: 1 S: 6	H: 1 LOB: 2 BB: 1 P: 10	R: 0 E: 0 K: 0 S: 4	H: 1 LOB: 1 BB: 0 P: 4	R: 0 E: 0 K: 0 S: 3	H: 0 LOB: 1 BB: 1 P: 7	R: 0 E: 0 K: 0 S: 3	H: 0 LOB: 1 BB: 1 P: 7	1B: 10 2B: 0 3B: 0 HR: 3	SF: 0 SAC: 0 DP: 1 HBP: 0	WP: 3 PB: 0 SB: 0 CS: 0	PA: 38
PITCHER	IP WLS BF H R ER SO BB IBB HBP BLK WP HR S P ERA WHIP																					
Dan Schatzeder, L ERA: 3.14	(1, 1) 3.1 L 19 9 7 7 4 0 0 0 0 0 0 2 27 27 18.90 2.700																					
Stan Bahnsen, R ERA: 3.04	(4, 1) 2.2 11 3 0 0 2 1 0 0 0 0 0 14 18 0.00 1.500																					
David Palmer, R ERA: 3.44	(7, 1) 2.0 8 1 0 0 0 1 0 0 0 0 1 0 7 11 0.00 1.000																					

Montreal Expos @ Los Angeles Dodgers
Dodger Stadium, Los Angeles, CA
Thu Jul 19 1979, 7:05 PM PDT
Att: 29,046 - Unknown

AB	36
R	7
H	13
RBI	7
BB	2
SO	6
LOB	14



Batter	1	2	3	4	5	6	7	8	9	AB	R	H	RBI	BB	SO	LOB	TOP										
Warren Cromartie, L OBP: 0.313, SLG: 0.417	F9		F9			L4	4-3		F9	5	0	0	0	0	0	2											
Rodney Scott, S OBP: 0.311, SLG: 0.273	F5			4-3		F5		4-3		4	0	0	0	0	0	1											
Rusty Staub, L OBP: 0.333, SLG: 0.405					F7		3-1			1	0	1	0	0	0	0											
Tom Hutton, L OBP: 0.383, SLG: 0.476								FC5-4	1B	3	0	1	0	0	0	0											
Ellis Valentine, R OBP: 0.305, SLG: 0.454	F9			F8				2B	1B	4	2	1	0	0	0	2											
Gary Carter, R OBP: 0.348, SLG: 0.500								1B	1B	4	2	3	2	0	0	0											
Jerry White, S OBP: 0.337, SLG: 0.407								1B	2B	4	1	1	1	0	1	0											
Larry Parrish, R OBP: 0.346, SLG: 0.472								2-3	3-H	4	1	1	1	0	1	0											
Tony Bernazard, S OBP: 0.500, SLG: 0.500								1-2	3-H	4	1	2	3	0	1	0											
Bill Lee, L OBP: 0.182, SLG: 0.182								1-2	3-H	2	0	0	0	0	1	0											
Elias Sosa, R OBP: 0.273, SLG: 0.300										0	0	0	0	0	1	0											
Inning Stats	R: 0 E: 0 K: 0 S: 4	H: 1 LOB: 1 BB: 0 P: 4	R: 0 E: 0 K: 1 S: 5	H: 1 LOB: 0 BB: 0 P: 5	R: 0 E: 0 K: 1 S: 5	H: 0 LOB: 0 BB: 0 P: 5	R: 0 E: 0 K: 0 S: 3	H: 0 LOB: 0 BB: 0 P: 3	R: 0 E: 0 K: 0 S: 5	H: 0 LOB: 0 BB: 0 P: 5	R: 0 E: 0 K: 0 S: 4	H: 1 LOB: 1 BB: 0 P: 4	R: 5 E: 0 K: 0 S: 8	H: 5 LOB: 0 BB: 0 P: 8	R: 2 E: 0 K: 0 S: 5	H: 2 LOB: 0 BB: 0 P: 5	R: 0 E: 0 K: 1 S: 5	H: 0 LOB: 1 BB: 1 P: 9	1B: 7 2B: 1 3B: 0 HR: 2	SF: 0 SAC: 1 DP: 0 HBP: 0	WP: 0 PB: 0 SB: 0 CS: 0	PA: 37					
PITCHER	IP	WLS	BF	H	R	ER	SO	BB	IBB	HBP	BLK	WP	HR	S	P	ERA	WHIP										
Don Sutton, R ERA: 4.53	7.0	L	28	8	5	5	3	0	0	0	0	0	1	34	34	6.43	1.143										
Joe Beckwith, R ERA: 9.0	2.0		9	2	2	2	1	1	0	0	0	0	1	10	14	9.00	1.500										

Montreal Expos @ Los Angeles Dodgers
 Dodger Stadium, Los Angeles, CA
 Sat Jul 21 1979, 7:05 PM PDT
 Att: 30,143 - Unknown

AB	35
R	7
H	10
RBI	7
BB	1
SO	4
LOB	5

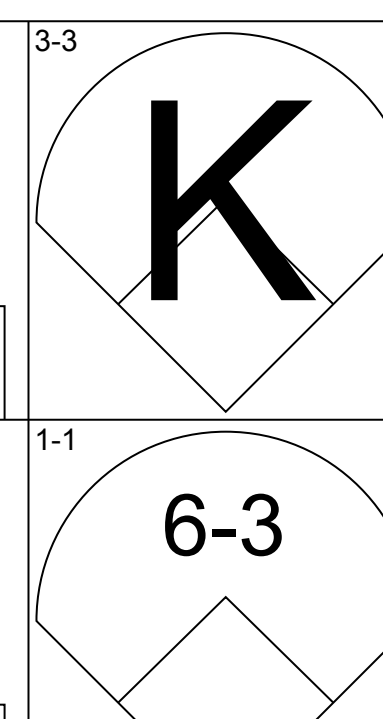
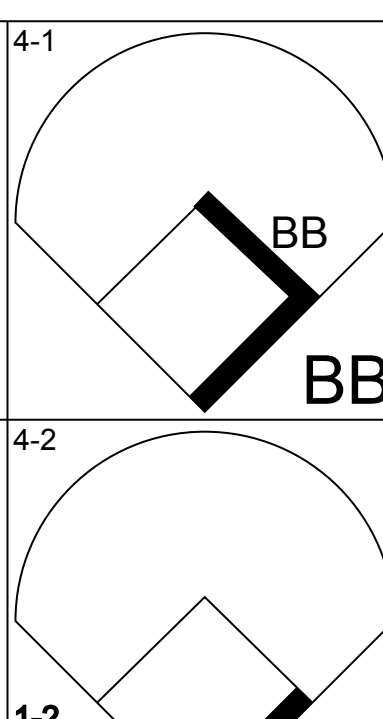
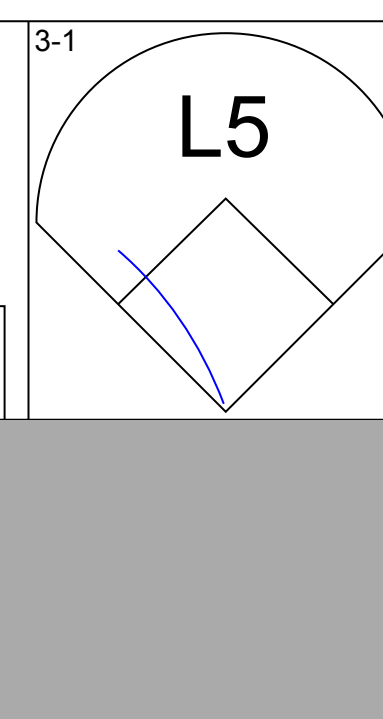
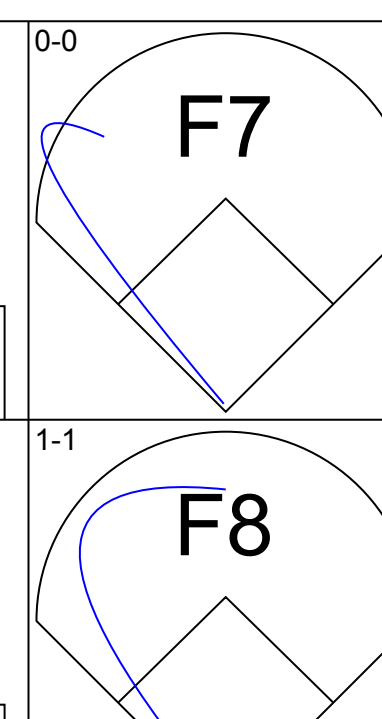
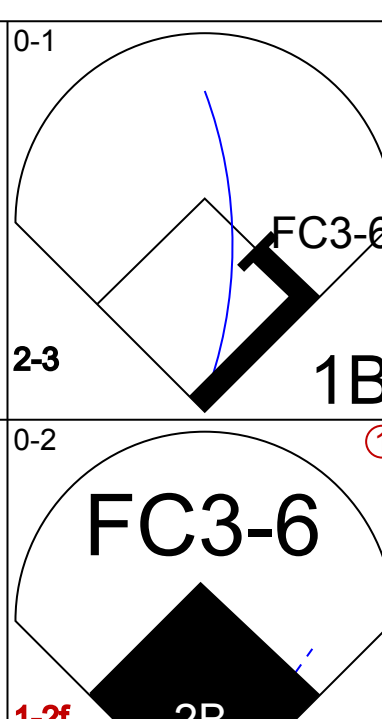
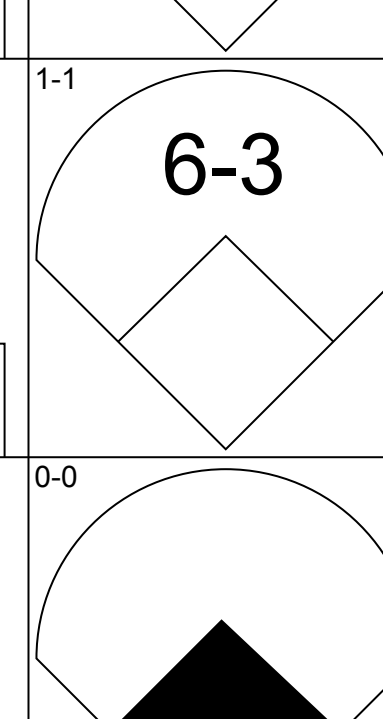
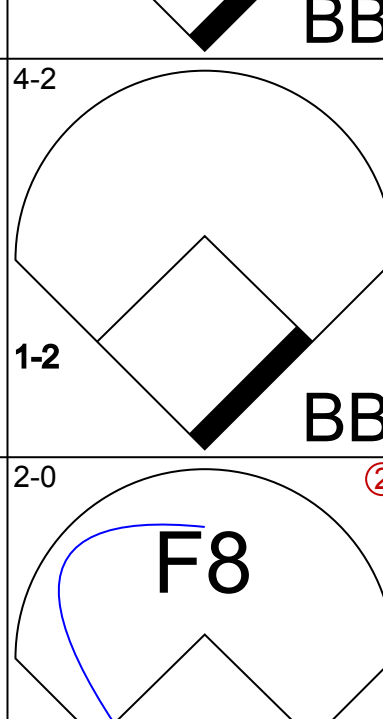
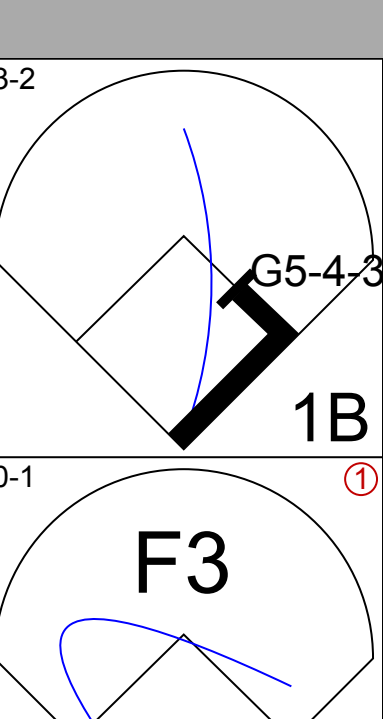
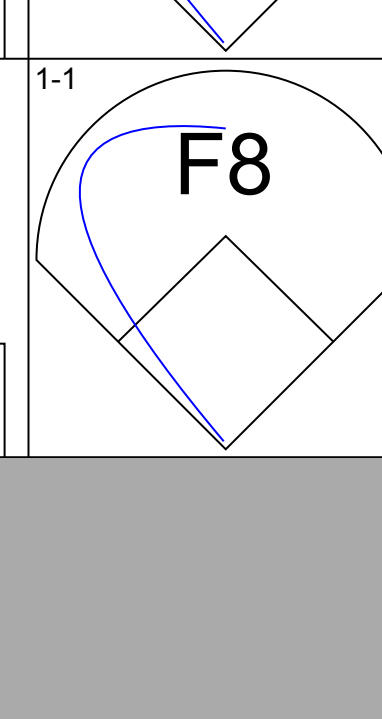
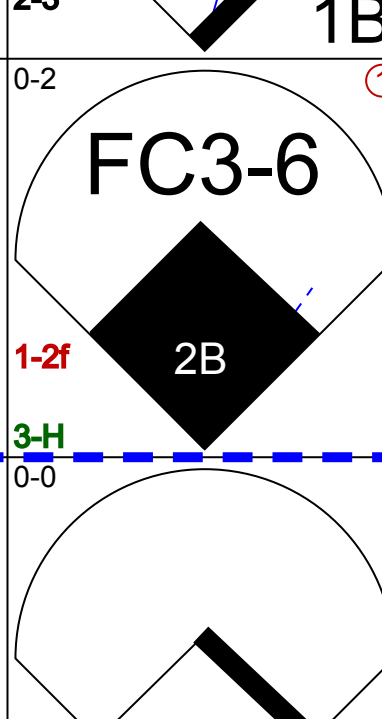
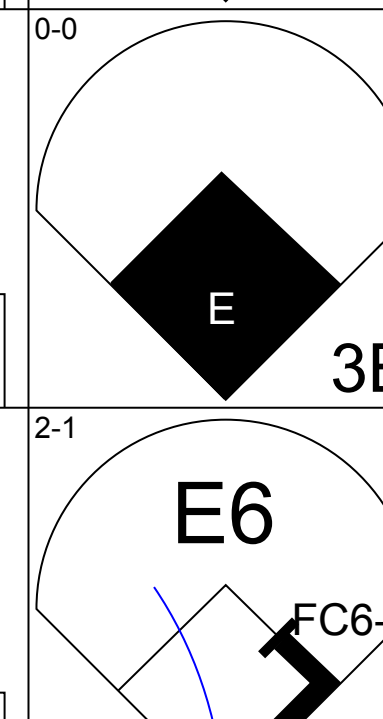
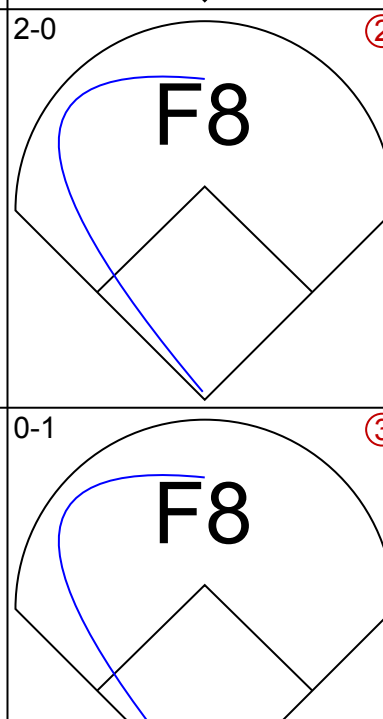
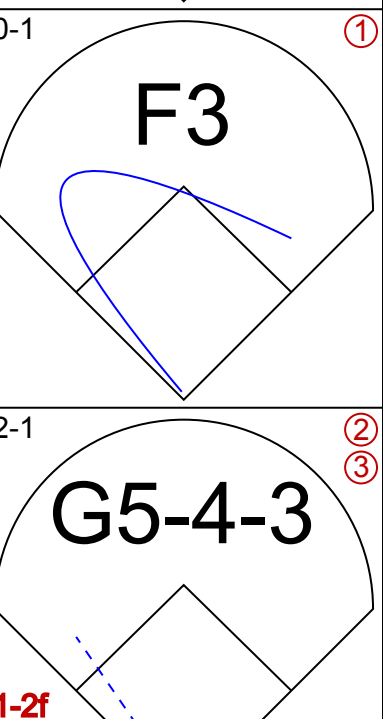
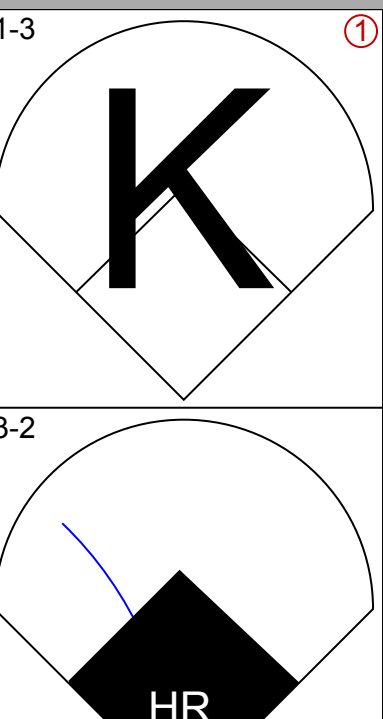
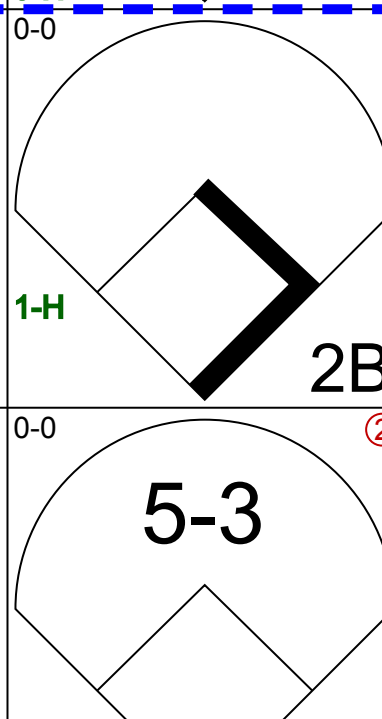
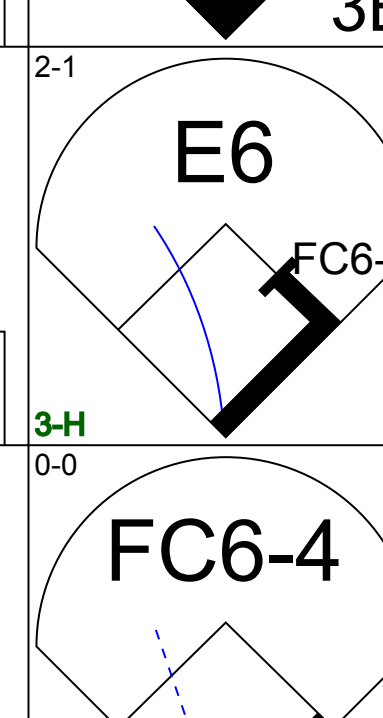
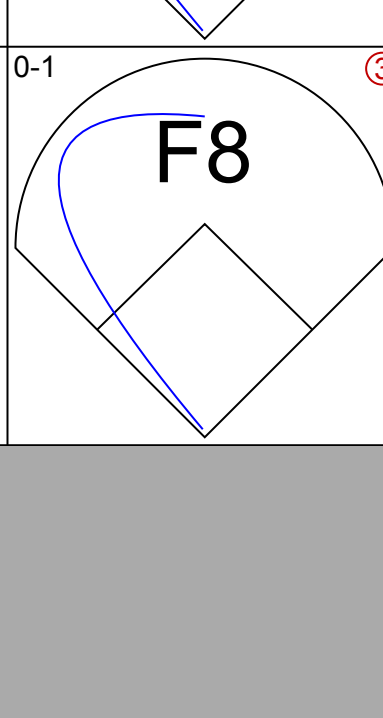
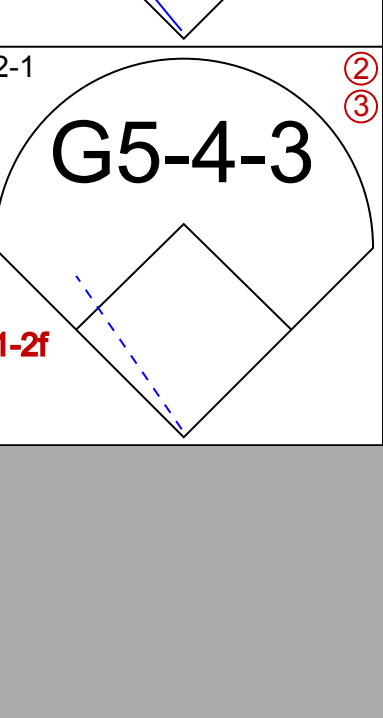
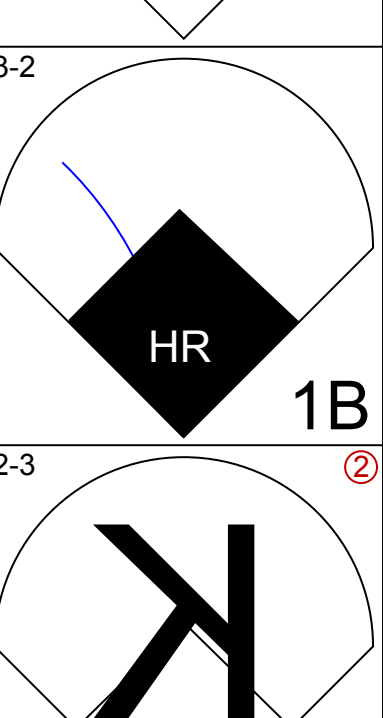
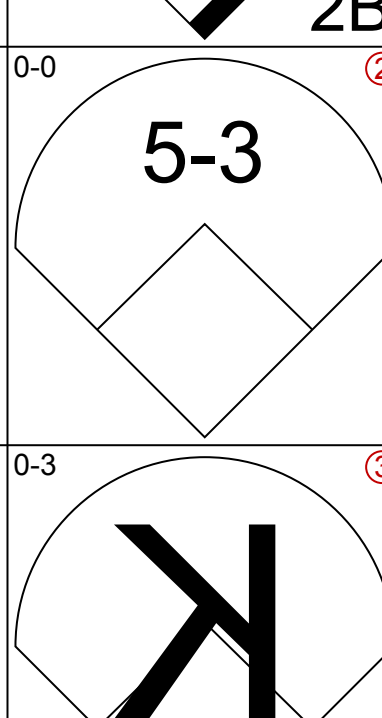
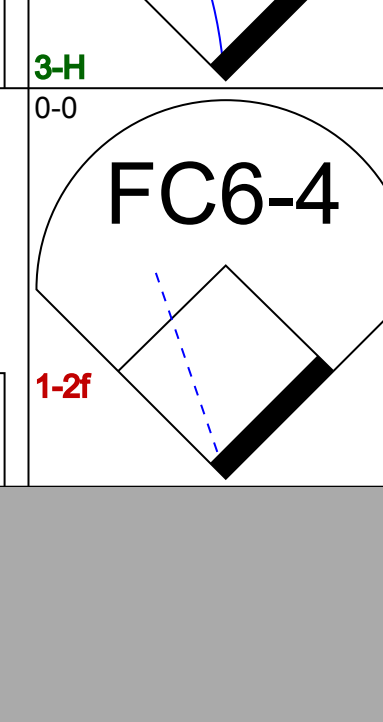
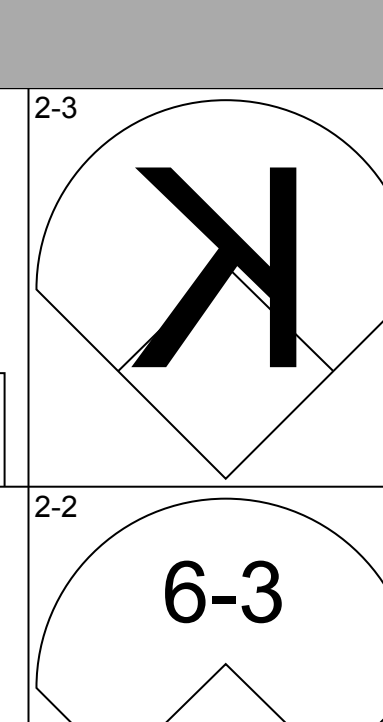
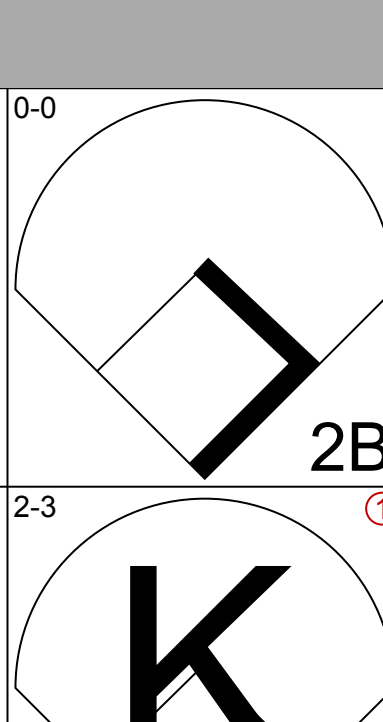
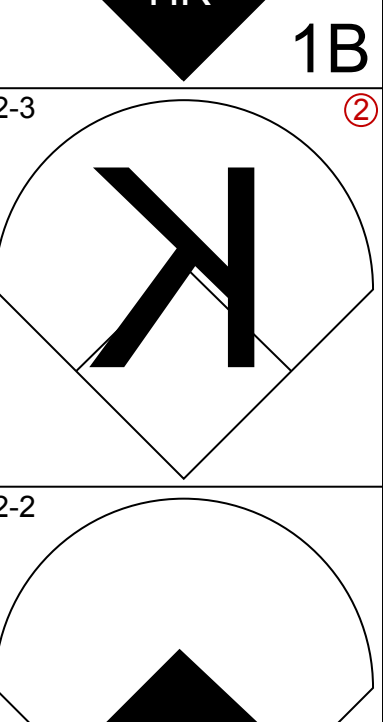

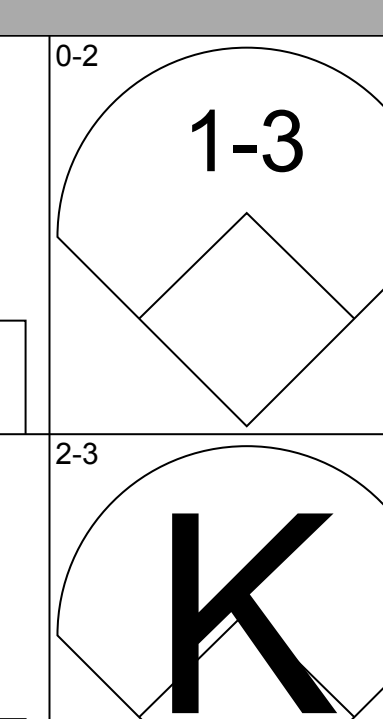
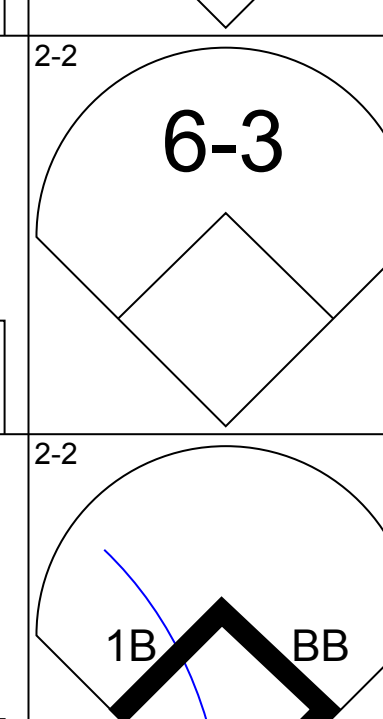
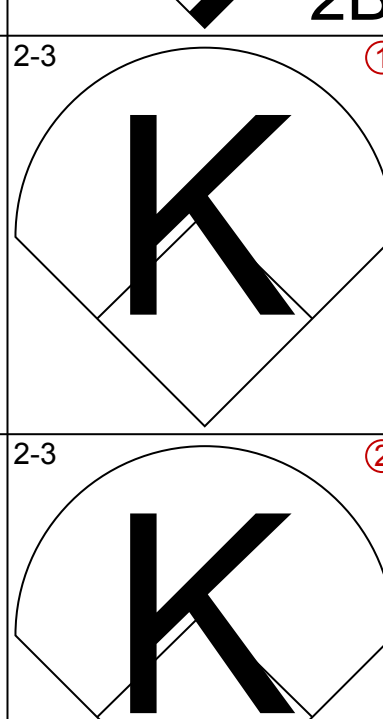
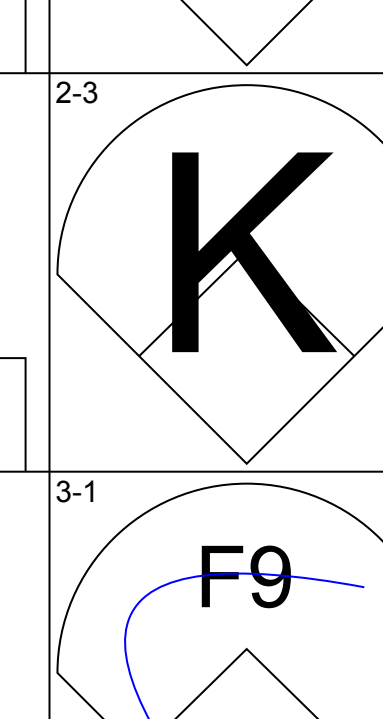
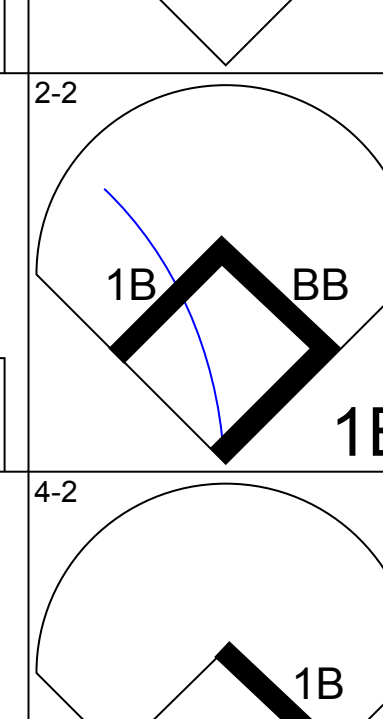
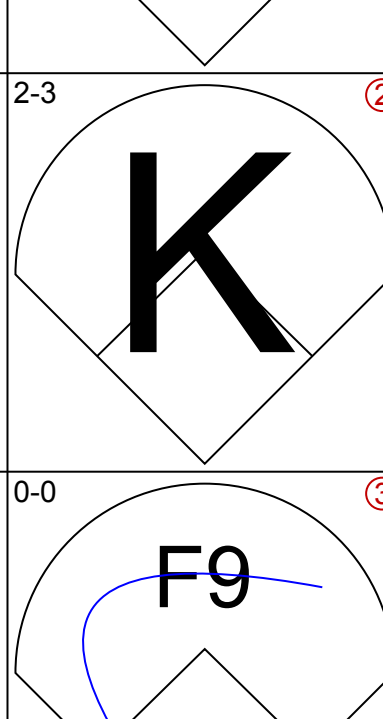
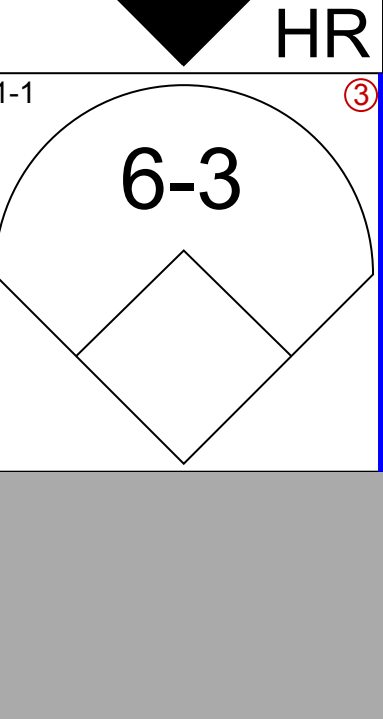
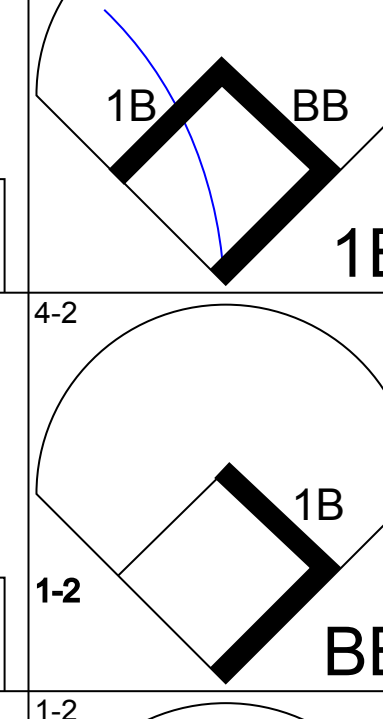
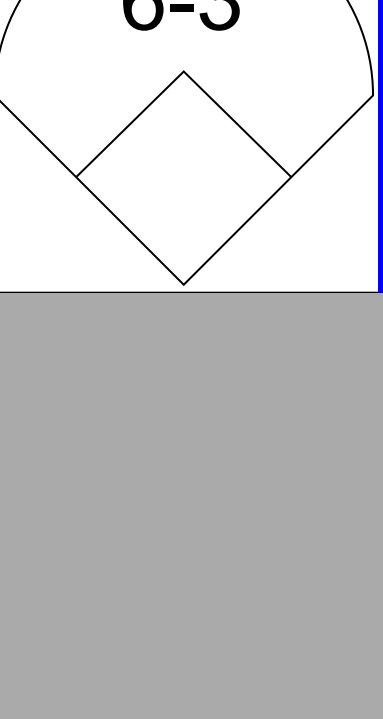
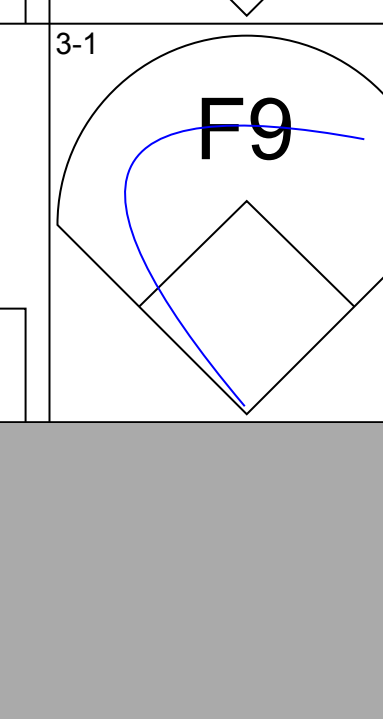
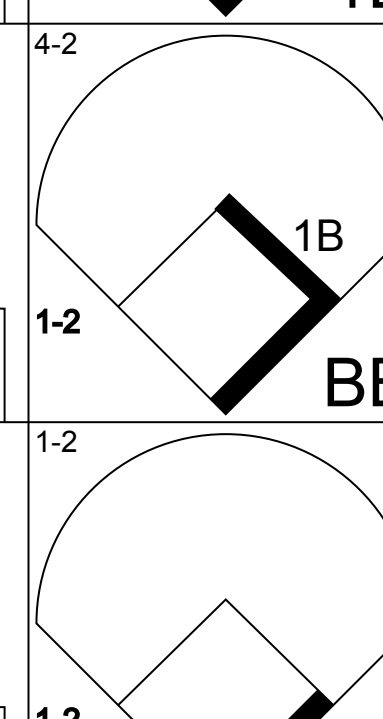
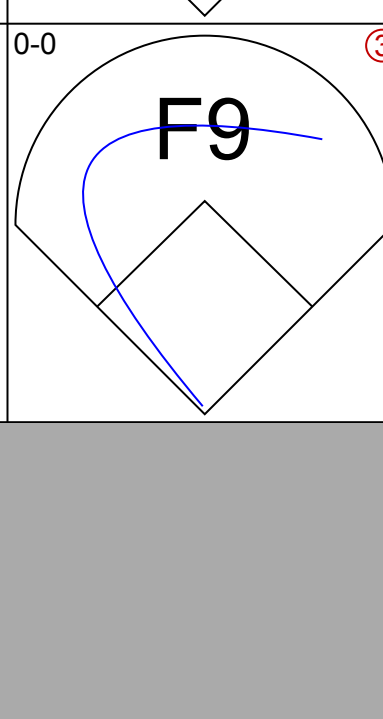
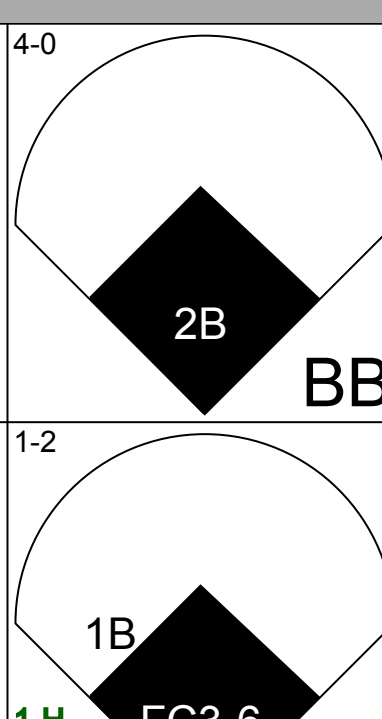
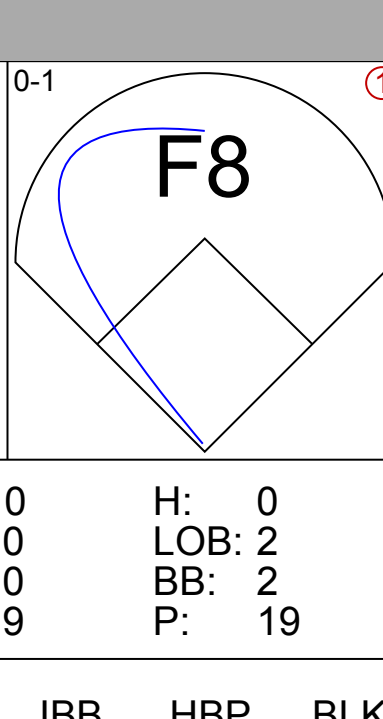
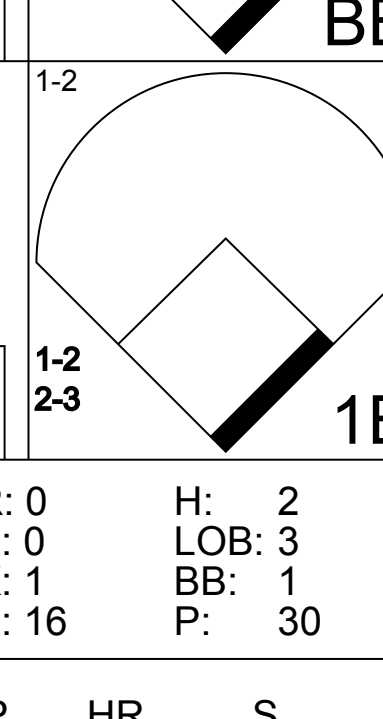
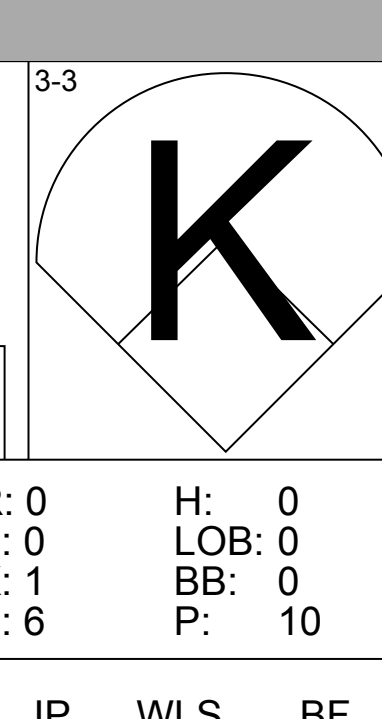
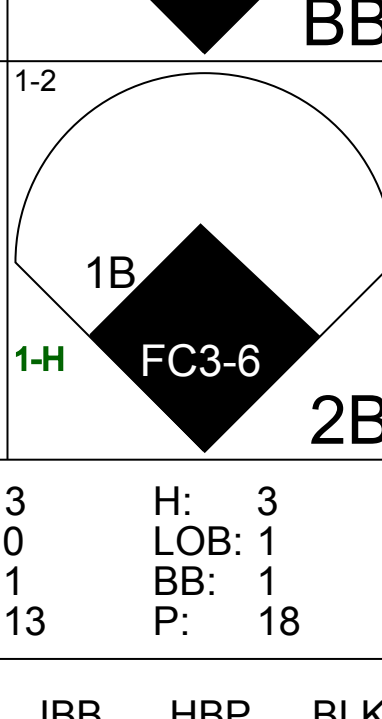


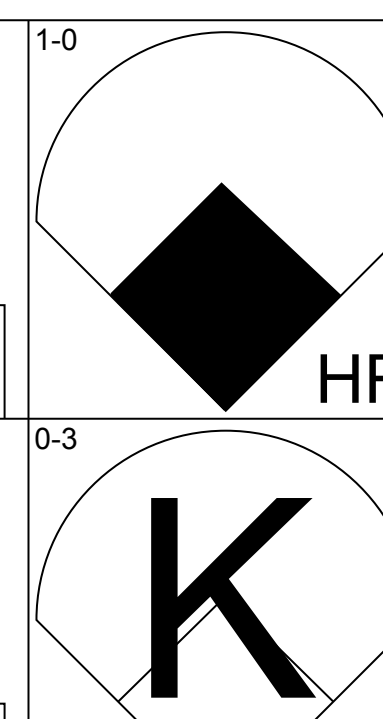
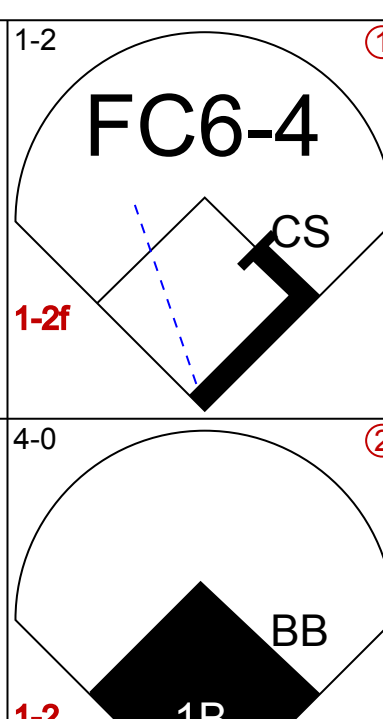
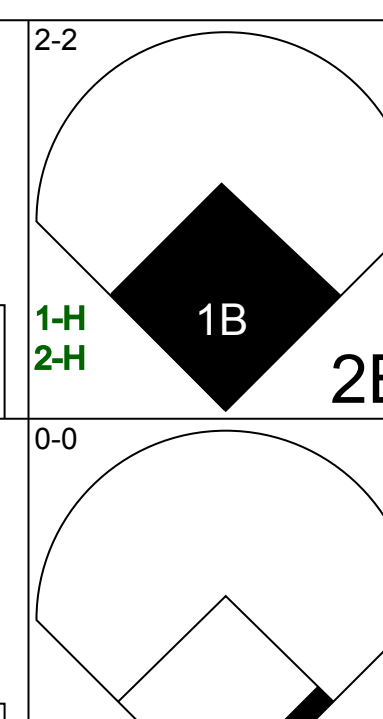
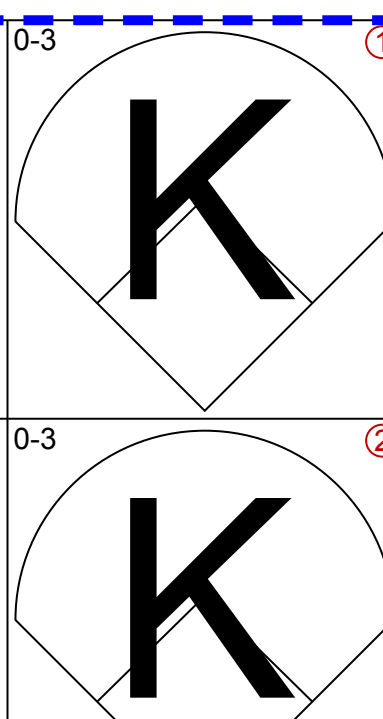

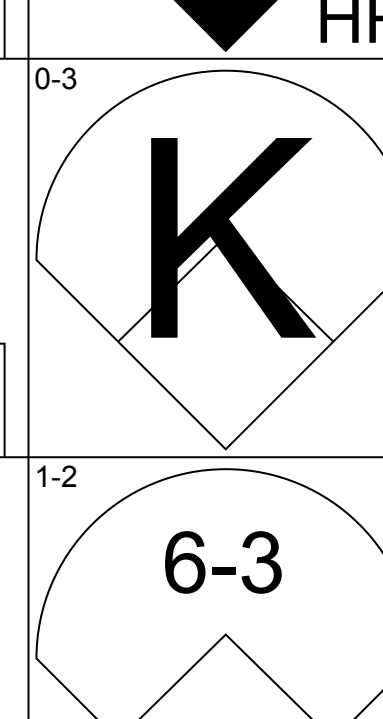
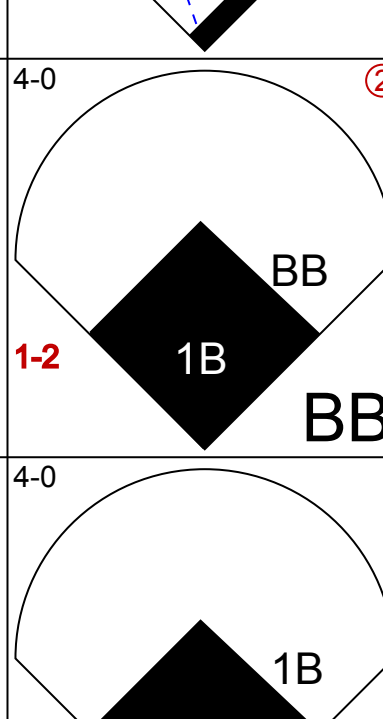
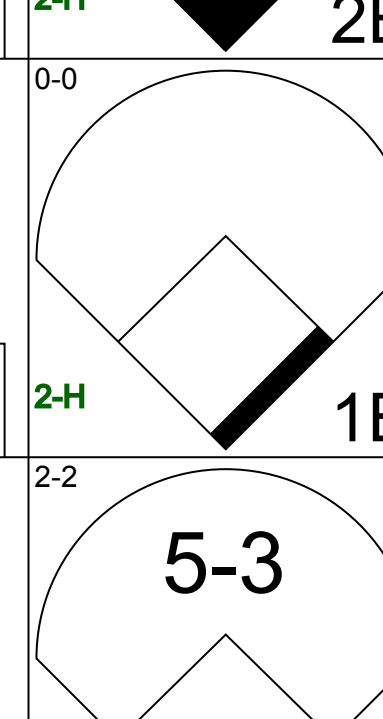
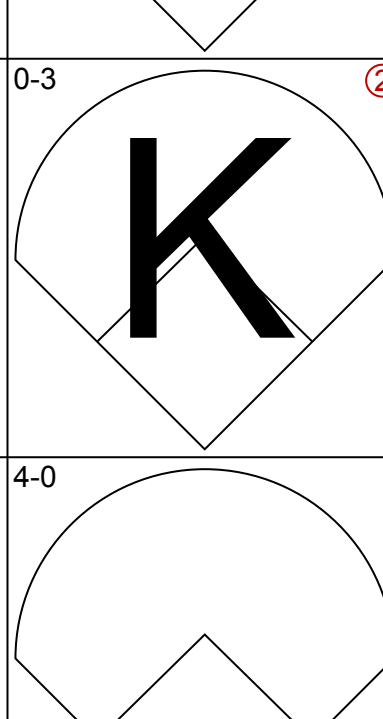
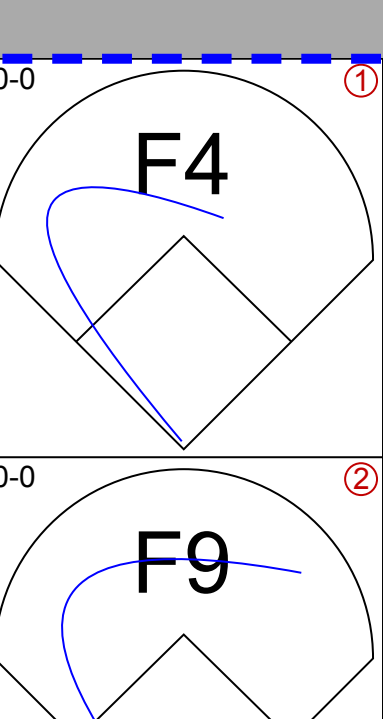
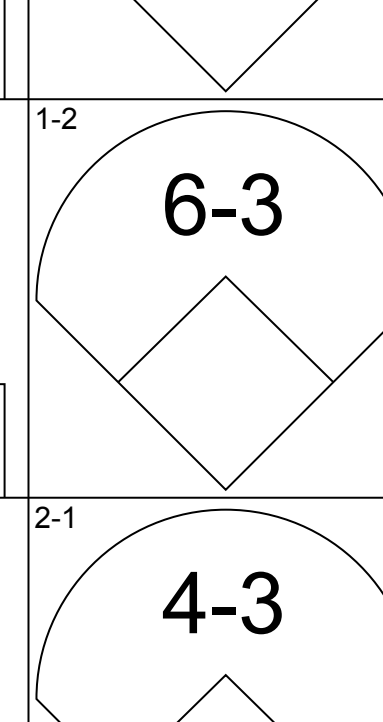
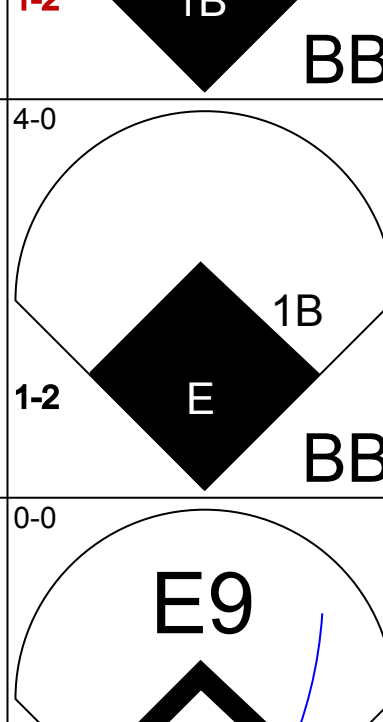
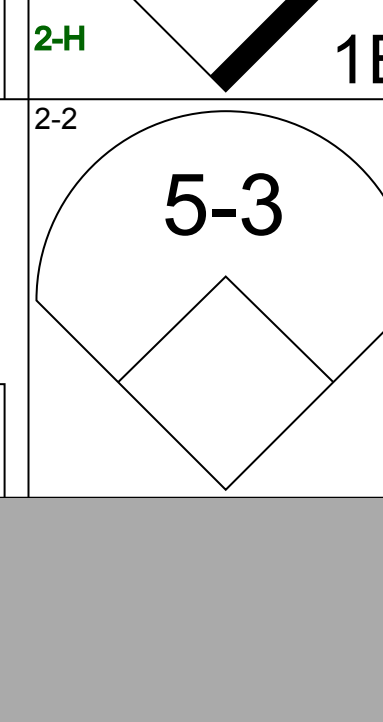
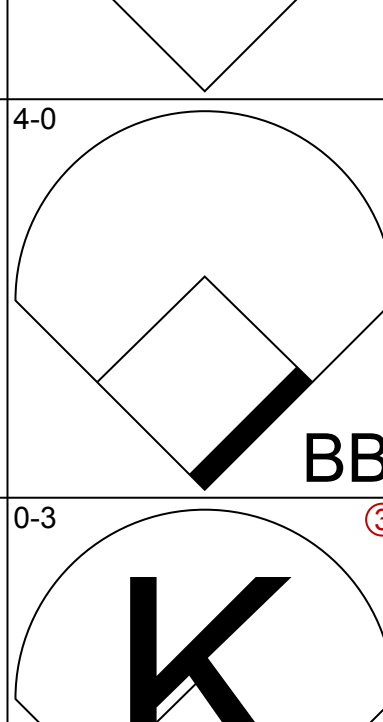
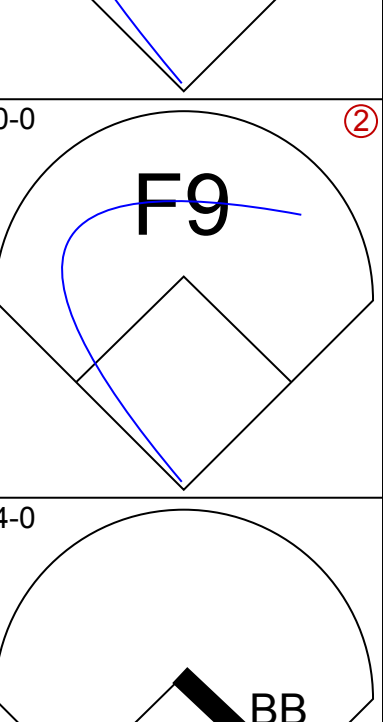
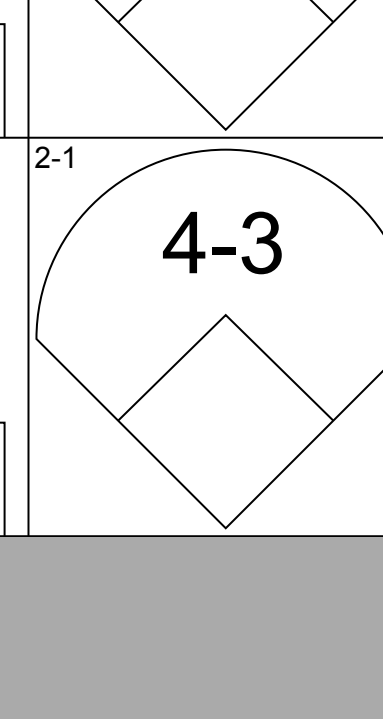
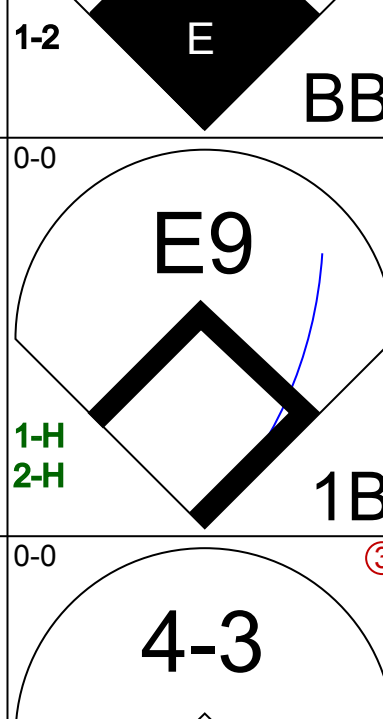
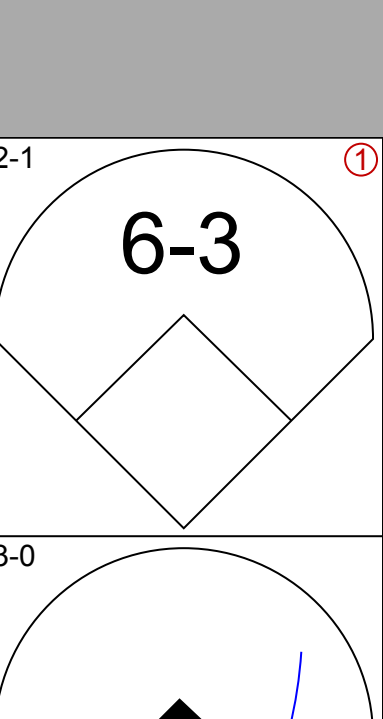

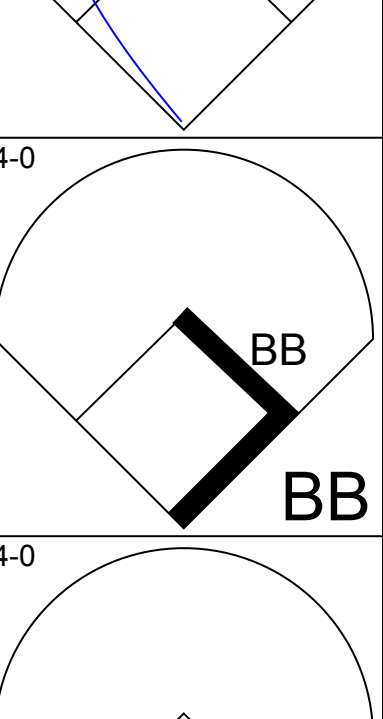
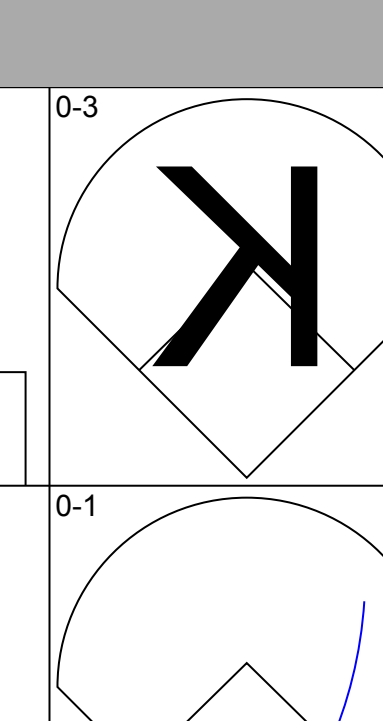
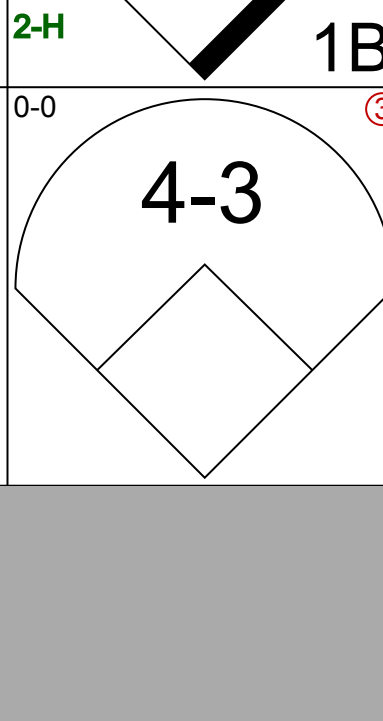
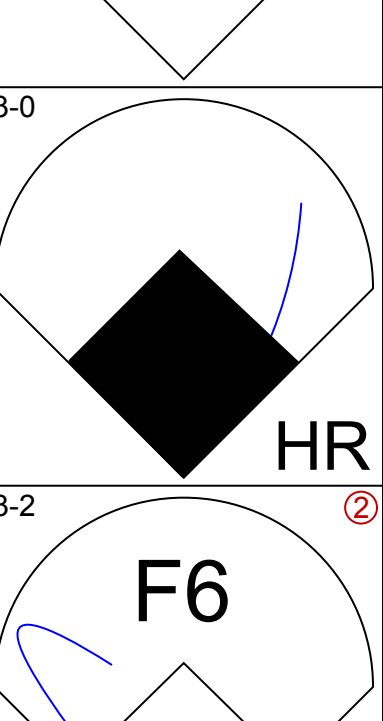
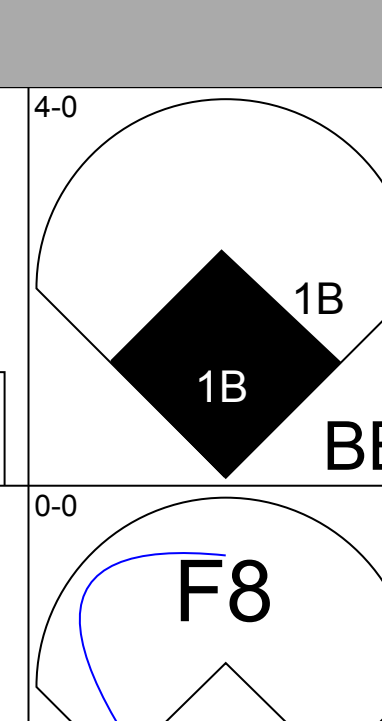
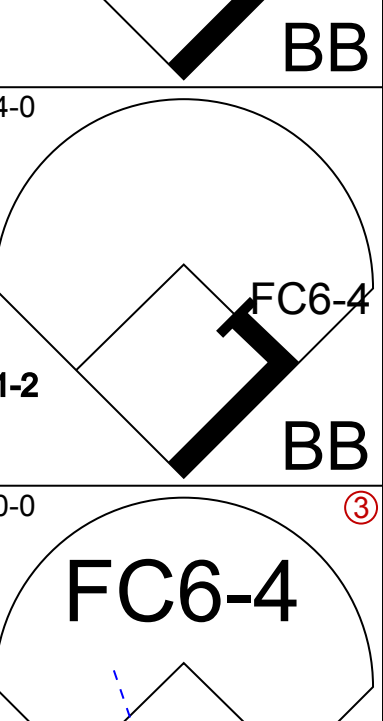
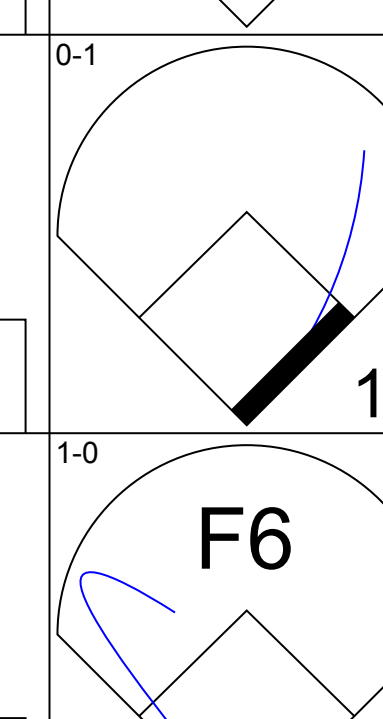
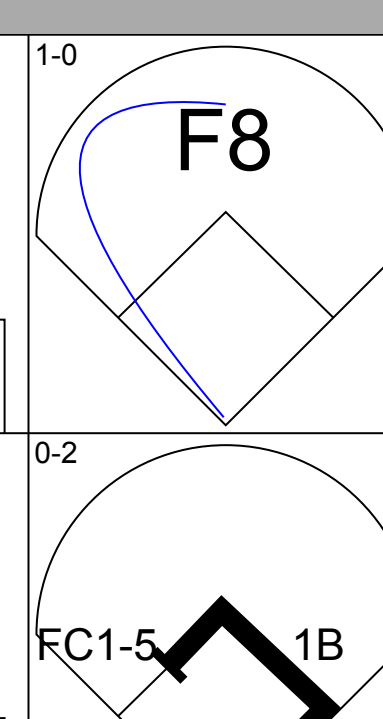
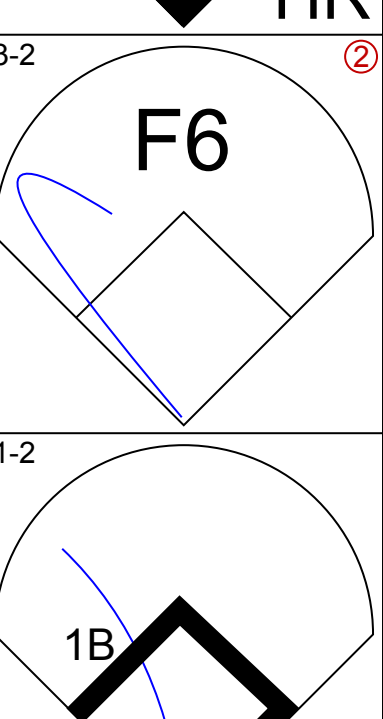
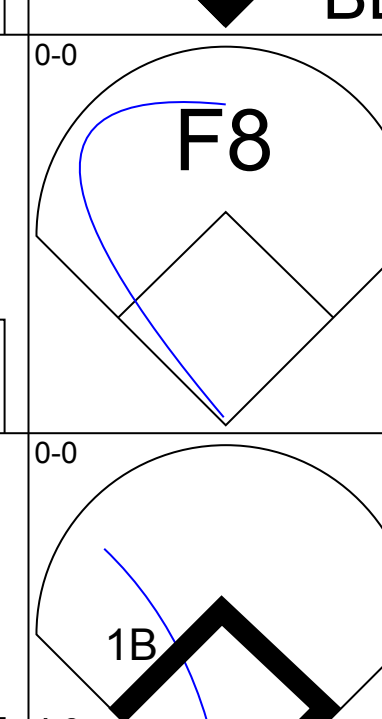
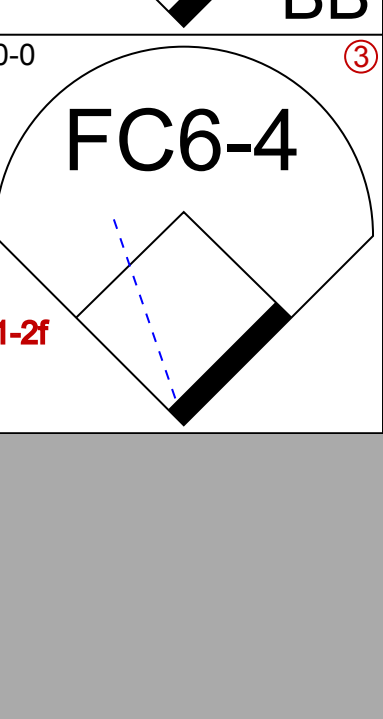
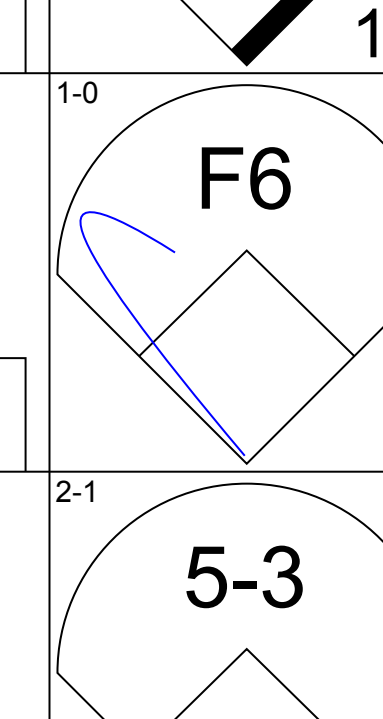

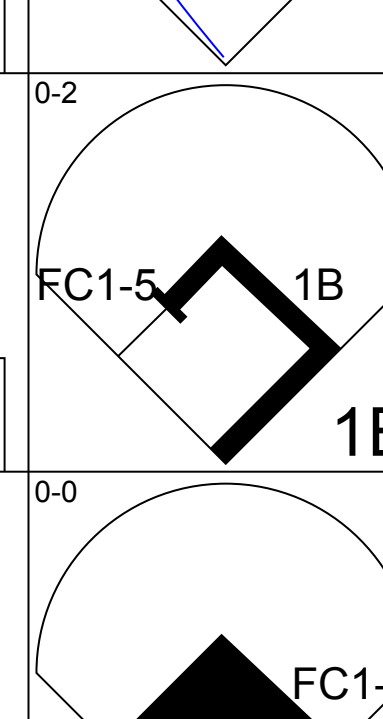
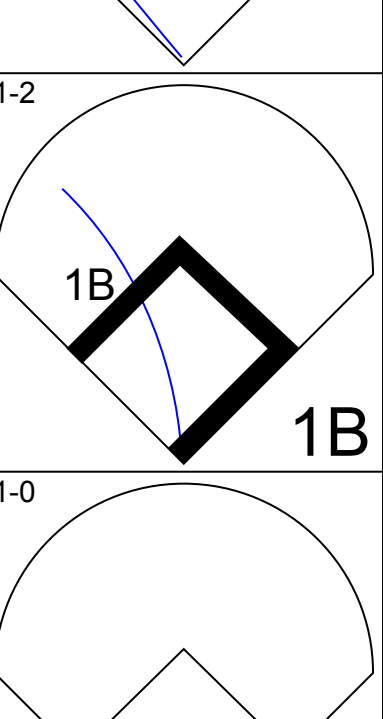
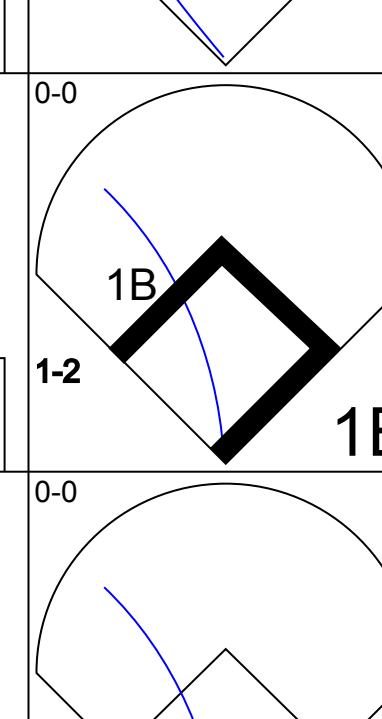
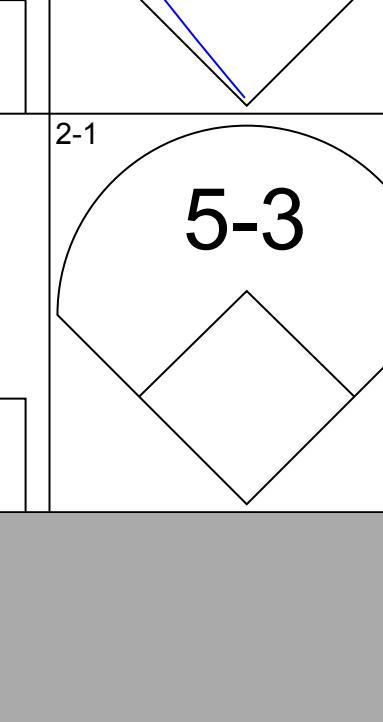
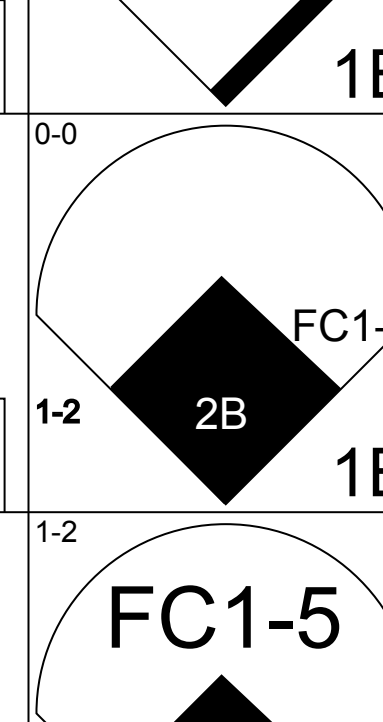
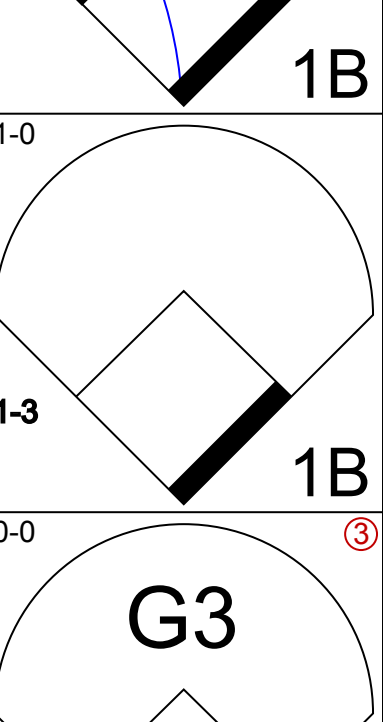
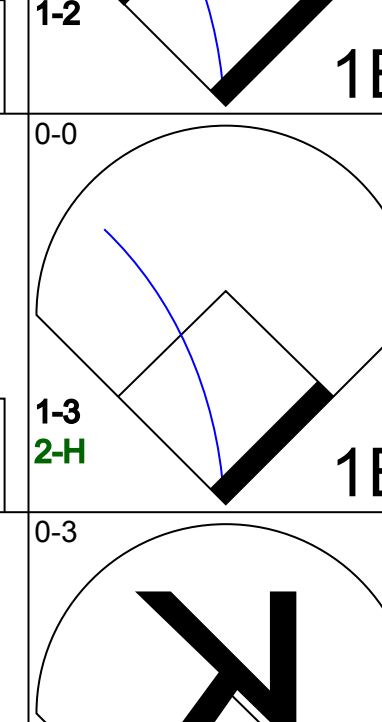
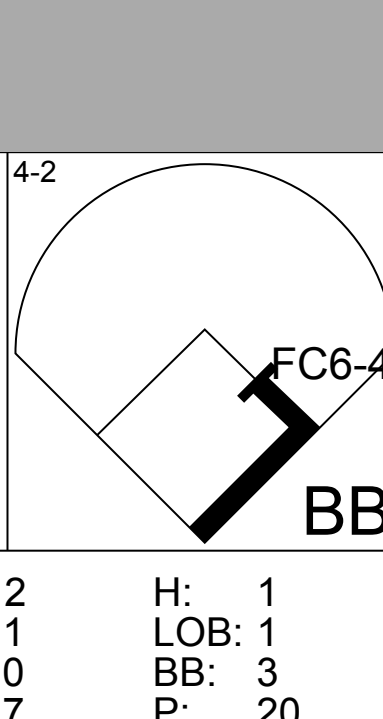
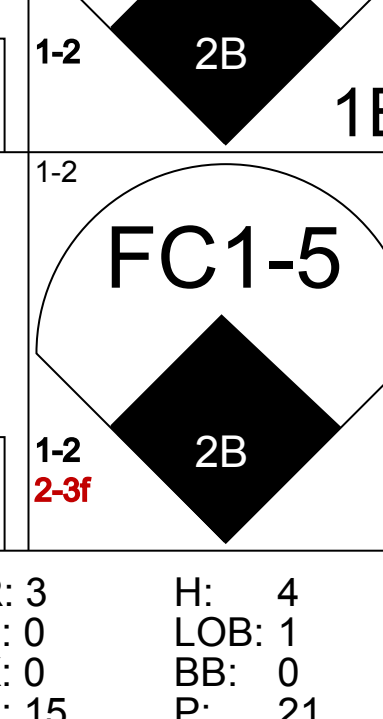
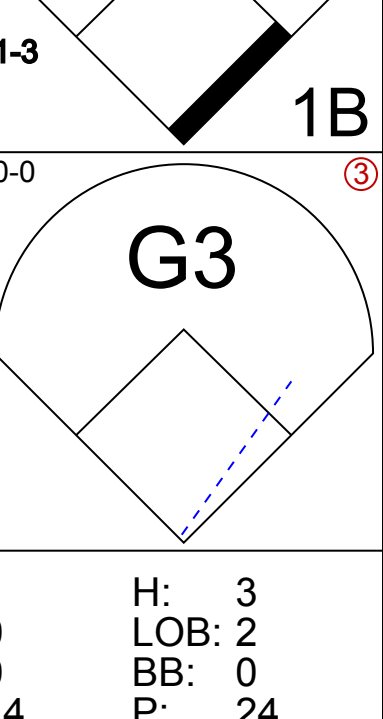
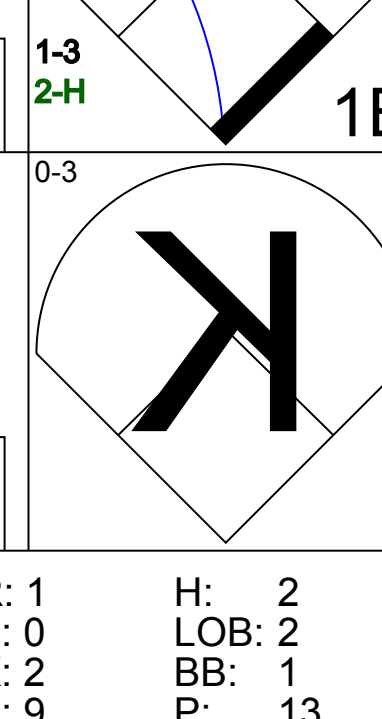
Batter	1	2	3	4	5	6	7	8	9	AB	R	H	RBI	BB	SO	LOB	BOTTOM										
Davey Lopes, R OBP: 0.354, SLG: 0.500	F4		F7		1-3					4	1	1	0	0	0	0											
Bill Russell, R OBP: 0.287, SLG: 0.366	4-3		F8			1-3				4	0	0	0	0	0	1											
Steve Garvey, R OBP: 0.357, SLG: 0.497	F9			F8						4	0	2	1	0	0	0											
Ron Cey, R OBP: 0.384, SLG: 0.486					F9		G6-4-3	1B		4	0	1	0	0	0	2											
Dusty Baker Jr., R OBP: 0.323, SLG: 0.433					1-3					4	1	2	1	0	0	2											
Joe Ferguson, R OBP: 0.385, SLG: 0.418										2	0	0	0	2	0	0											
Derrel Thomas, S OBP: 0.346, SLG: 0.350										3	0	0	0	1	0	4											
Steve Yeager, R OBP: 0.285, SLG: 0.408										3	0	0	0	0	0	3											
Von Joshua, L OBP: 0.327, SLG: 0.463										1	0	0	0	0	0	0											
Don Sutton, R OBP: 0.173, SLG: 0.157										2	0	0	0	0	0	0											
Manny Mota, R OBP: 0.333, SLG: 0.280										1	0	0	0	0	0	1											
Joe Beckwith, L ERA: 9.0										0	0	0	0	0	0	0											
Inning Stats	R: 0 E: 0 K: 0 S: 3	H: 0 LOB: 0 BB: 0 P: 3	R: 0 E: 0 K: 0 S: 4	H: 1 LOB: 2 BB: 1 P: 8	R: 0 E: 0 K: 0 S: 4	H: 0 LOB: 0 BB: 0 P: 3	R: 0 E: 0 K: 0 S: 3	H: 1 LOB: 2 BB: 1 P: 8	R: 0 E: 0 K: 0 S: 3	H: 0 LOB: 0 BB: 0 P: 3	R: 1 E: 0 K: 0 S: 4	H: 1 LOB: 1 BB: 1 P: 8	R: 1 E: 0 K: 0 S: 5	H: 2 LOB: 1 BB: 0 P: 5	R: 0 E: 0 K: 0 S: 3	H: 0 LOB: 0 BB: 0 P: 3	1B: 4 2B: 1 3B: 0 HR: 1	SF: 0 SAC: 0 DP: 1 HBP: 0	WP: 0 PB: 0 SB: 1 CS: 0	PA: 35							
PITCHER	IP	WLS	BF	H	R	ER	SO	BB	IBB	HBP	BLK	WP	HR	S	P	ERA	WHIP										
Bill Lee, L ERA: 3.29	7.1	W	30	6	2	2	2	0	0	0	0	0	1	27	39	2.46	1.227										
Elias Sosa, R ERA: 1.99	1.2		5	0	0	0	0	0	0	0	0	0	0	5	5	0.00	0.000										

Montreal Expos @ Los Angeles Dodgers
 Dodger Stadium, Los Angeles, CA
 Sat Jul 21 1979, 7:05 PM PDT
 Att: 30,143 - Unknown

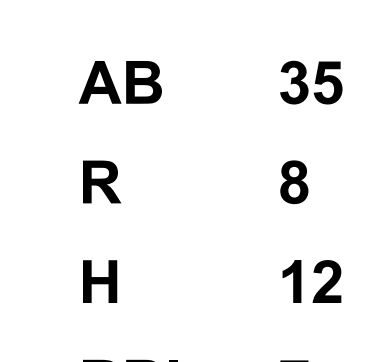
AB	32
R	2
H	6
RBI	2
BB	3
SO	0
LOB	13



Batter	1	2	3	4	5	6	7	8	9	AB	R	H	RBI	BB	SO	LOB	TOP			
Jerry White, S OBP: 0.340, SLG: 0.400 (1, 7)										4	0	1	0	1	1	3	<p>Montreal Expos @ San Francisco Giants Candlestick Park, San Francisco, CA</p> <p>Sun Jul 22 1979, 6:33 AM EDT Unknown</p> <p>livebaseballscorecards.com</p>			
Rodney Scott, S OBP: 0.312, SLG: 0.272 (1, 6)										4	1	1	1	1	0	1				
Andre Dawson, R OBP: 0.303, SLG: 0.486 (1, 8)										5	1	2	1	0	1	3				
Tony Perez, R OBP: 0.325, SLG: 0.413 (1, 3)										5	1	1	0	0	0	4				
Gary Carter, R OBP: 0.346, SLG: 0.498 (1, 2)										5	0	1	0	0	3	3				
Ellis Valentine, R OBP: 0.305, SLG: 0.462 (1, 9)										4	1	1	2	0	1	1				
Larry Parrish, R OBP: 0.346, SLG: 0.471 (1, 5)										3	0	1	0	0	2	1				
Dave Cash, R OBP: 0.517, SLG: 0.593 (8, PH) David Palmer, R (8, 1)										0	0	0	0	0	0	0				
Tony Bernazard, S OBP: 0.500, SLG: 0.450 (1, 4)										2	1	0	0	2	0	1				
Ross Grimsley, L OBP: 0.244, SLG: 0.289 (1, 1) Ken Macha, R OBP: 0.297, SLG: 0.324 (6, 5)										2	0	1	0	0	0	0				
Inning Stats	R: 1 E: 1 K: 1 S: 9	H: 1 LOB: 1 BB: 0 P: 15	R: 0 E: 0 K: 1 S: 10	H: 0 LOB: 0 BB: 0 P: 15	R: 0 E: 0 K: 0 S: 9	H: 0 LOB: 2 BB: 2 P: 19	R: 0 E: 0 K: 1 S: 16	H: 2 LOB: 3 BB: 1 P: 30	R: 0 E: 0 K: 2 S: 7	H: 1 LOB: 1 BB: 0 P: 13	R: 0 E: 0 K: 1 S: 6	H: 0 LOB: 0 BB: 0 P: 10	R: 2 E: 0 K: 2 S: 17	H: 2 LOB: 0 BB: 0 P: 26	R: 3 E: 0 K: 1 S: 13	H: 3 LOB: 1 BB: 1 P: 18	1B: 5 2B: 3 3B: 1 HR: 1	SF: 0 SAC: 0 DP: 1 HBP: 0	WP: 0 PB: 0 SB: 0 CS: 0	PA: 41
PITCHER	IP WLS BF H R ER SO BB IBB HBP BLK WP HR S P ERA WHIP	8.1 W 38 9 6 5 8 4 0 0 0 0 0 0 5 5 5.40 1.560	0.2 S 3 1 0 0 1 0 0 0 0 0 0 0 5 5 0.00 1.500																	

Batter	1	2	3	4	5	6	7	8	9	AB	R	H	RBI	BB	SO	LOB	BOTTOM				
Bill North, S OBP: 0.394, SLG: 0.377 (1, 8) Terry Whitfield, L OBP: 0.358, SLG: 0.409 (7, PH) (8, 7)										4	2	2	3	0	1	1	<p>Montreal Expos @ San Francisco Giants Candlestick Park, San Francisco, CA</p> <p>Sun Jul 22 1979, 6:33 AM EDT Unknown</p> <p>livebaseballscorecards.com</p>				
Joe Strain, R OBP: 0.353, SLG: 0.380 (1, 4)									4	1	1	1	1	2	0						
Jack Clark, R OBP: 0.345, SLG: 0.479 (1, 9)									3	1	0	0	2	0	1						
Mike Ivie, R OBP: 0.332, SLG: 0.549 (1, 3)									4	0	1	1	1	1	1						
Darrell Evans, L OBP: 0.355, SLG: 0.401 (1, 5)									3	2	1	1	2	1	1						
Larry Hemdon, R OBP: 0.328, SLG: 0.455 (1, 7) (8, 8)									5	0	1	0	0	0	3						
Johnnie LetMaster, R OBP: 0.314, SLG: 0.345 (1, 6)									4	0	3	0	0	0	1						
Marc Hill, R OBP: 0.306, SLG: 0.275 (1, 2)									4	1	3	1	0	0	1						
Vida Blue, S OBP: 0.222, SLG: 0.224 (1, 1) Pedro Borbon, R OBP: 0.333, SLG: 0.333 (9, 1)									3	1	0	0	1	1	6						
Inning Stats	R: 1 E: 0 K: 1 S: 13	H: 1 LOB: 0 BB: 0 P: 17	R: 0 E: 0 K: 1 S: 9	H: 1 LOB: 1 BB: 0 P: 12	R: 2 E: 1 K: 0 S: 7	H: 1 LOB: 3 BB: 3 P: 20	R: 3 E: 0 K: 0 S: 15	H: 4 LOB: 1 BB: 0 P: 21	R: 1 E: 0 K: 3 S: 9	H: 3 LOB: 2 BB: 1 P: 13	R: 1 E: 0 K: 2 S: 9	H: 2 LOB: 2 BB: 1 P: 13	R: 0 E: 0 K: 0 S: 3	H: 0 LOB: 2 BB: 2 P: 11	1B: 9 2B: 1 3B: 0 HR: 2	SF: 0 SAC: 0 DP: 0 HBP: 0		WP: 0 PB: 0 SB: 0 CS: 1	PA: 42		
PITCHER	IP WLS BF H R ER SO BB IBB HBP BLK WP HR S P ERA WHIP	5.0 L 27 10 7 6 2 3 0 0 0 0 0 0 18 26 4.50 2.000	2.0 10 2 1 1 5 2 0 0 0 0 0 0 3 11 0.00 2.000	1.0 5 0 0 0 0 2 0 0 0 0 0 0 3 11 0.00 2.000																	

AB 37
R 6
H 10
RBI 5
BB 4
SO 9
LOB 17




Batter	1	2	3	4	5	6	7	8	9	AB	R	H	RBI	BB	SO	LOB	TOP				
Warren Cromartie, L OBP: 0.313, SLG: 0.416 (1.7)	F9		K	IBB	SF7	1B		G3		4	0	1	1	1	1	1					
Rodney Scott, S OBP: 0.317, SLG: 0.277 (1.6)	F8					FC			FC5-4	5	1	3	1	1	1	2					
Andre Dawson, R OBP: 0.301, SLG: 0.481 (1.8)	6-3								FC5-4	6	2	1	0	0	0	7					
Ellis Valentine, R OBP: 0.312, SLG: 0.474 (1.9)		6-3								5	3	3	1	1	1	1					
Tom Hutton, L OBP: 0.396, SLG: 0.468 (1.3)	F5									5	2	2	2	1	0	1					
Larry Parrish, R OBP: 0.346, SLG: 0.471 (1.5)	K									6	2	2	2	0	4	3					
Tony Bernazard, S OBP: 0.528, SLG: 0.458 (1.4)			F9							4	3	2	2	2	0	0					
Duffy Dyer, R OBP: 0.382, SLG: 0.414 (1.2)	F9									5	1	2	2	1	1	3					
Scott Sanderson, R OBP: 0.167, SLG: 0.222 Rudy May, L OBP: 0.400, SLG: 0.250 (4.1)				SH1-3				K		1	0	1	1	0	0	0					
										2	1	1	3	0	1	0					
Inning Stats	R: 0 E: 0 K: 0 S: 6	H: 0 LOB: 0 BB: 0 P: 10	R: 0 E: 0 K: 1 S: 10	H: 0 LOB: 0 BB: 0 P: 12	R: 0 E: 0 K: 1 S: 10	H: 1 LOB: 1 BB: 0 P: 14	R: 5 E: 0 K: 1 S: 16	H: 6 LOB: 2 BB: 1 P: 24	R: 4 E: 0 K: 1 S: 8	H: 3 LOB: 3 BB: 3 P: 21	R: 1 E: 0 K: 1 S: 6	H: 1 LOB: 0 BB: 0 P: 6	R: 0 E: 0 K: 1 S: 5	H: 0 LOB: 0 BB: 0 P: 5	R: 1 E: 0 K: 2 S: 10	H: 3 LOB: 3 BB: 1 P: 14	1B: 15 2B: 2 3B: 0 HR: 1	SF: 1 SAC: 1 DP: 0 HBP: 1	WP: 0 PB: 0 SB: 3 CS: 0	PA: 53	
PITCHER	IP	WLS	BF	H	R	ER	SO	BB	IBB	HBP	BLK	WP	HR	S	P	ERA	WHIP				
Ed Whitson, R ERA: 4.93 Greg Minton, R ERA: 1.54 Ed Halicki, R ERA: 4.69 Philip Nastu, L ERA: 4.07 Tom Griffin, R ERA: 3.9	3.1	L	17	7	5	5	2	0	0	0	0	0	0	38	52	13.50	2.100				
	0.2		3	0	0	0	1	0	1	0	0	0	0	4	8	0.00	0.000				
	0.1		7	3	4	4	1	1	1	1	0	0	0	6	15	108.00	12.000				
	1.1		10	3	4	4	1	3	0	0	0	0	0	9	21	27.00	4.500				
	3.1		16	5	2	2	4	1	0	0	0	0	1	23	27	5.40	1.800				

Montreal Expos @ San Francisco Giants
Candlestick Park, San Francisco, CA
Sun Jul 22 1979, 6:38 AM EDT
Att: 39,800 - Unknown

livebaseballscorecards.com

AB 43
R 15
H 18
RBI 15
BB 7
SO 9
LOB 18



Batter	1	2	3	4	5	6	7	8	9	AB	R	H	RBI	BB	SO	LOB	BOTTOM					
Larry Herndon, R OBP: 0.330, SLG: 0.451 (1.8)	G4-6-3		F3				F9	6-3		4	0	1	2	1	0	1						
Joe Strain, R OBP: 0.356, SLG: 0.381 (8.5)	G4-6-3								F3	5	1	2	0	0	0	3						
Jack Clark, R OBP: 0.344, SLG: 0.476 Mike Sadek, R OBP: 0.333, SLG: 0.315 (8.9)										4	0	1	0	0	3	2						
										1	1	1	0	0	0	0						
Darrell Evans, L OBP: 0.354, SLG: 0.398 Rob Andrews, R OBP: 0.307, SLG: 0.294 (8.4)		FC4-6							F3	3	0	0	0	1	2	2						
										1	0	0	0	0	0	1						
Mike Ivie, R OBP: 0.338, SLG: 0.546 (1.3)										3	0	1	1	2	0	0						
Terry Whitfield, L OBP: 0.362, SLG: 0.412 (1.7)	F7									5	1	3	1	0	0	2						
Roger Metzger, S OBP: 0.276, SLG: 0.289 (1.6)	FC4-6								4-3	5	1	1	0	0	0	7						
Dennis Littlejohn, R OBP: 0.308, SLG: 0.292 (1.2)	CS		F2							3	1	1	1	1	0	0						
Ed Whitson, R OBP: 0.291, SLG: 0.048 Greg Minton, S OBP: 0.315, SLG: 0.290 Marc Hill, R John Montefusco, R Ed Halicki, R Philip Nastu, L Tom Griffin, R (8.1)										1	0	1	0	0	0	0						
										0	0	0	0	0	0	0						
										1	0	1	0	0	0	0						
										0	0	0	0	0	0	0						
										0	0	0	0	0	0	0						
										0	0	0	0	0	0	0						
										2	0	0	0	0	0	1						
Inning Stats	R: 0 E: 0 K: 1 S: 5	H: 0 LOB: 1 BB: 2 P: 11	R: 0 E: 0 K: 0 S: 7	H: 0 LOB: 2 BB: 2 P: 18	R: 0 E: 0 K: 1 S: 13	H: 2 LOB: 0 BB: 0 P: 18	R: 3 E: 0 K: 0 S: 8	H: 5 LOB: 2 BB: 0 P: 8	R: 0 E: 0 K: 2 S: 7	H: 0 LOB: 0 BB: 0 P: 7	R: 0 E: 0 K: 0 S: 3	H: 0 LOB: 1 BB: 1 P: 7	R: 1 E: 0 K: 1 S: 8	H: 3 LOB: 3 BB: 1 P: 12	R: 0 E: 0 K: 0 S: 3	H: 0 LOB: 0 BB: 0 P: 3	R: 1 E: 0 K: 0 S: 6	H: 3 LOB: 2 BB: 0 P: 6	1B: 13 2B: 0 3B: 0 HR: 0	SF: 0 SAC: 0 DP: 1 HBP: 0	WP: 0 PB: 0 SB: 1 CS: 1	PA: 44
PITCHER	IP	WLS	BF	H	R	ER	SO	BB	IBB	HBP	BLK	WP	HR	S	P	ERA	WHIP					
Scott Sanderson, R ERA: 3.42 Rudy May, L ERA: 3.30	3.2		19	6	2	2	3	2	0	0	0	0	0	28	36	3.38	1.500					

Montreal Expos @ San Francisco Giants
Candlestick Park, San Francisco, CA
Sun Jul 22 1979, 6:38 AM EDT
Att: 39,800 - Unknown

livebaseballscorecards.com

AB 38
R 5
H 13
RBI 5
BB 5
SO 5
LOB 19



Batter	1	2	3	4	5	6	7	8	9	AB	R	H	RBI	BB	SO	LOB	TOP					
Warren Cromartie, L OBP: 0.309, SLG: 0.410 (1, 7)	F8	K		F8			5-3		F9	5	0	0	0	0	1	3	Montreal Expos @ San Francisco Giants Candlestick Park, San Francisco, CA Mon Jul 23 1979, 10:05 PM EDT Att: 15,179 - Unknown livebaseballscorecards.com					
Rodney Scott, S OBP: 0.321, SLG: 0.280 (1, 6)	F9 1B	HR		F8			F9		F8 BB	4	1	2	2	1	0	0						
Andre Dawson, R OBP: 0.303, SLG: 0.488 (1, 8)	1B	HR			6-3		L6		F8	5	1	2	3	0	0	1						
Tony Perez, R OBP: 0.323, SLG: 0.419 (1, 3)	F9	HR			6-3				F8	5	1	1	1	0	0	3						
Gary Carter, R OBP: 0.345, SLG: 0.493 (1, 2)	F7	4-3							K	3	0	0	0	1	1	2						
Ellis Valentine, R OBP: 0.311, SLG: 0.471 (1, 9)		SH5-3 1B	F8						E5 HR	4	2	1	0	0	0	1						
Larry Parrish, R OBP: 0.351, SLG: 0.485 (1, 5)		SH5-3 1B	G6-4-3 1B			E5			HR	4	2	3	2	0	0	0						
Tony Bernazard, S OBP: 0.538, SLG: 0.462 (1, 4)		SH5-3	G6-4-3							2	0	1	0	1	0	1						
Dan Schatzeder, L OBP: 0.303, SLG: 0.345 (1, 1)		HR 1B		L5			G4-6-3		4-3	4	1	1	0	0	0	2						
Inning Stats	R: 0 E: 0 K: 0 S: 10	H: 2 LOB: 2 BB: 0 P: 13	R: 6 E: 0 K: 1 S: 20	H: 6 LOB: 0 BB: 0 P: 24	R: 0 E: 0 K: 0 S: 7	H: 1 LOB: 0 BB: 0 P: 11	R: 0 E: 0 K: 0 S: 3	H: 0 LOB: 0 BB: 0 P: 3	R: 0 E: 0 K: 0 S: 3	H: 1 LOB: 1 BB: 0 P: 3	R: 0 E: 0 K: 0 S: 3	H: 0 LOB: 0 BB: 0 P: 3	R: 2 E: 1 K: 1 S: 7	H: 1 LOB: 1 BB: 1 P: 11	R: 0 E: 0 K: 0 S: 3	H: 0 LOB: 1 BB: 1 P: 7	1B: 8 2B: 0 3B: 0 HR: 3	SF: 0 SAC: 1 DP: 2 HBP: 0	WP: 0 PB: 0 CS: 0	PA: 40		
PITCHER	IP WLS BF H R ER SO BB IBB HBP BLK WP HR S P ERA WHIP																					
John Curtis, L ERA: 3.94 (1, 1)	3.0 L 17 9 6 6 1 0 0 0 0 0 0 2 37 48 18.00 3.000																					
Greg Minton, R ERA: 1.42 (4, 1)	3.0 10 1 0 0 0 1 0 0 0 0 0 1 9 13 0.00 0.667																					
Ed Halicki, R ERA: 4.57 (7, 1)	2.0 9 1 2 0 1 1 0 0 0 0 0 1 10 14 0.00 1.000																					
Pedro Borbon, R ERA: 3.73 (9, 1)	1.0 4 0 0 0 0 1 0 0 0 0 0 0 3 7 0.00 1.000																					
Batter	1	2	3	4	5	6	7	8	9	AB	R	H	RBI	BB	SO	LOB	BOTTOM					
Bill North, S OBP: 0.395, SLG: 0.379 (1, 8)	K		1B			F7		FC5 1-3 1B		4	0	2	0	0	1	0	Montreal Expos @ San Francisco Giants Candlestick Park, San Francisco, CA Mon Jul 23 1979, 10:05 PM EDT Att: 15,179 - Unknown livebaseballscorecards.com					
Joe Strain, R OBP: 0.345, SLG: 0.372 (1, 4)	K		F9			BB HR		F7		2	0	0	0	0	1	1						
Greg Minton, S OBP: 0.340, SLG: 0.315 (4, 1)										0	0	0	0	0	0	0						
Mike Sadek, R OBP: 0.214, SLG: 0.222 (6, PH)										0	0	0	0	0	0	0						
Ed Halicki, R OBP: 0.308, SLG: 0.278 (7, 1)										1	0	0	0	0	0	1						
Marc Hill, R OBP: 0.333, SLG: 0.333 (8, PH)										0	0	0	0	0	0	0						
Pedro Borbon, R OBP: 0.333, SLG: 0.333 (9, 1)										0	0	0	0	0	0	0						
Jack Clark, R OBP: 0.346, SLG: 0.475 (1, 9)	6-3			G3 1B		HR BB		1-3		3	1	1	0	1	0	1						
Mike Ivie, R OBP: 0.341, SLG: 0.557 (1, 3)		F7		L8		HR BB				3	1	1	3	1	0	1						
Darrell Evans, L OBP: 0.351, SLG: 0.393 (1, 5)		F8		G3		HR		FC5		4	0	0	0	0	0	3						
Larry Hemdon, R OBP: 0.328, SLG: 0.443 (1, 7)				F3						3	0	0	0	1	1	1						
Johnnie LeMaster, R OBP: 0.313, SLG: 0.343 (1, 6)		BB		F5		F7		K		4	0	1	0	0	1	1						
Dennis Littlejohn, R OBP: 0.267, SLG: 0.250 (1, 2)				K		5-3		K		4	0	0	0	0	2	1						
John Curtis, L OBP: 0.150, SLG: 0.158 (1, 1)				F8		F4		F8		0	0	0	0	0	0	0						
Rob Andrews, R OBP: 0.295, SLG: 0.282 (3, PH)										3	0	0	0	0	0	0						
Inning Stats	R: 0 E: 0 K: 2 S: 10	H: 0 LOB: 0 BB: 0 P: 15	R: 0 E: 0 K: 0 S: 8	H: 0 LOB: 1 BB: 1 P: 19	R: 0 E: 0 K: 1 S: 7	H: 1 LOB: 0 BB: 0 P: 10	R: 0 E: 0 K: 0 S: 5	H: 1 LOB: 1 BB: 0 P: 6	R: 0 E: 0 K: 0 S: 3	H: 0 LOB: 0 BB: 0 P: 3	R: 3 E: 0 K: 0 S: 4	H: 1 LOB: 0 BB: 2 P: 12	R: 0 E: 0 K: 2 S: 7	H: 0 LOB: 0 BB: 0 P: 7	R: 0 E: 0 K: 0 S: 4	H: 1 LOB: 2 BB: 1 P: 8	R: 0 E: 0 K: 1 S: 5	H: 1 LOB: 0 BB: 0 P: 5	1B: 4 2B: 0 3B: 0 HR: 1	SF: 0 SAC: 0 DP: 1 HBP: 0	WP: 0 PB: 0 CS: 0	PA: 35
PITCHER	IP WLS BF H R ER SO BB IBB HBP BLK WP HR S P ERA WHIP																					
Dan Schatzeder, L ERA: 3.12 (1, 1)	9.0 W 35 5 3 3 6 4 0 0 0 0 0 1 53 85 3.00 1.000																					

Batter	1	2	3	4	5	6	7	8	9	10	11	12	13	14	AB	R	H	RBI	BB	SO	LOB								
Warren Comarita, L OBP: 0.314, SLG: 0.414 (1, 7)	6-3			F8		FC1-4 IBB		1B SH3-4		FC5-4 1B				F5	6	0	3	1	1	0	1								
Rodney Scott, S OBP: 0.319, SLG: 0.281 (1, 6)	G3			1-3 2B		FC1-4 S		SH3-4		F8		K		1-3	6	0	1	0	0	1	5								
Andre Dawson, R OBP: 0.303, SLG: 0.484 (1, 9)	6-3			1-3		5-3		G5-3 1B IBB		FC5-4					5	0	1	0	1	0	4								
Tony Perez, R OBP: 0.322, SLG: 0.417 (8, 1)			K												4	0	1	1	0	2	1								
Elias Sosa, R OBP: 0.273, SLG: 0.300 (11, PH)				G3											0	0	0	0	0	0	0								
Dave Cash, R OBP: 0.533, SLG: 0.607 David Palmer, R (11, 1)															1	0	1	0	0	0	0								
Gary Carter, R OBP: 0.345, SLG: 0.489 (1, 2)															5	0	1	0	0	1	4								
Ellis Valentine, R OBP: 0.305, SLG: 0.462 (1, 9)															6	0	0	0	0	1	4								
Larry Parrish, R OBP: 0.348, SLG: 0.479 (1, 5)															6	1	1	0	0	0	3								
Tony Bernazard, S OBP: 0.586, SLG: 0.516 (1, 4)															5	1	3	1	1	2	0								
Steve Rogers, R OBP: 0.218, SLG: 0.212 Tom Hutton, L OBP: 0.404, SLG: 0.460 (8, PH) (8, 3)															1	0	0	0	0	1	1								
															3	1	1	0	1	0	1								
Inning Stats	R: 0 E: 0 K: 0 S: 3	H: 0 LOB: 0 BB: 0 P: 3	R: 0 E: 0 K: 2 S: 7	H: 0 LOB: 0 BB: 0 P: 7	R: 0 E: 0 K: 1 S: 5	H: 1 LOB: 0 BB: 0 P: 5	R: 0 E: 0 K: 0 S: 4	H: 1 LOB: 1 BB: 0 P: 4	R: 0 E: 0 K: 0 S: 3	H: 0 LOB: 0 BB: 0 P: 7	R: 3 E: 0 K: 2 S: 6	H: 4 LOB: 2 BB: 2 P: 14	R: 0 E: 0 K: 1 S: 5	H: 0 LOB: 0 BB: 0 P: 5	R: 0 E: 0 K: 0 S: 4	H: 1 LOB: 1 BB: 0 P: 4	R: 0 E: 0 K: 0 S: 4	H: 1 LOB: 1 BB: 0 P: 4	R: 0 E: 0 K: 2 S: 8	H: 1 LOB: 1 BB: 0 P: 8	R: 0 E: 0 K: 0 S: 3	H: 0 LOB: 1 BB: 1 P: 7	1B: 10 2B: 3 HR: 0	SF: 0 SAC: 3 DP: 2 HBP: 1	WP: 0 PB: 0 SB: 1 CS: 1	PA: 56			
PITCHER	IP WLS BF H R ER SO BB IBB HBP BLK WP HR S P ERA WHIP	7.0 2.0 3.1 0.2 1.0	WLS BF H R ER SO BB IBB HBP BLK WP HR S P ERA WHIP	28 7 3 0 0 5 1 0 0 0 0 0 0 36 44 2.64	7 1 0 0 0 0 0 0 0 0 0 0 0 8 12 0.00	15 5 0 0 0 0 0 0 0 0 0 0 0 18 19 0.00	2 0 0 0 0 0 0 0 0 0 0 0 0 2 2 0.00	4 0 0 0 0 0 0 0 0 0 0 0 0 3 7 0.00	1.0 W	4 0 0 0 0 0 0 0 0 0 0 0 0 3 7 0.00																			

Montreal Expos @ San Diego Padres
San Diego Stadium, San Diego, CA
Tue Jul 24 1979, 10:05 PM EDT
Att: 16,190 - Unknown

AB	48
R	3
H	13
RBI	3
BB	4
SO	8
LOB	24




Batter	1	2	3	4	5	6	7	8	9	10	11	12	13	14	AB	R	H	RBI	BB	SO	LOB
Gene Richards, L OBP: 0.343, SLG: 0.356 Jim Wilhelm, R OBP: 0.167, SLG: 0.167 (8, 8) (8, 8)	SH5-3 1B														4	0	2	0	0	1	1
Ozzie Smith, S OBP: 0.252, SLG: 0.234 (1, 6)	SH5-3														5	2	1	0	1	0	1
Dan Briggs, L OBP: 0.298, SLG: 0.395 (11, 7)	K														6	1	0	0	0	2	5
Dave Winfield, R OBP: 0.409, SLG: 0.619 (1, 9)	L9														5	1	1	0	2	1	1
Jay Johnstone, L OBP: 0.325, SLG: 0.349 Paul Dade, R OBP: 0.329, SLG: 0.366 (11, 5)															3	0	1	1	0	0	0
Gene Tenace, R OBP: 0.393, SLG: 0.419 (11, 3)															2	0	1	1	0	0	0
Kurt Bevacqua, R OBP: 0.346, SLG: 0.278 (1, 5) (11, 4)															3	0	0	1	2	1	0
Fernando Gonzalez, R OBP: 0.192, SLG: 0.236 Jerry Lundy, R OBP: 0.192, SLG: 0.236 Bill Fitterer, L OBP: 0.192, SLG: 0.236 Randy Jones, R OBP: 0.192, SLG: 0.236 Steve Mura, R (14, 1)															3	0	0	0	0	0	2
Gene Richards, L OBP: 0.343, SLG: 0.356 Jim Wilhelm, R OBP: 0.167, SLG: 0.167 (8, 8) (8, 8)															3	0	0	0	0	0	2
Ozzie Smith, S OBP: 0.252, SLG: 0.234 (1, 6)															2	0	1	0	0	0	0
Dan Briggs, L OBP: 0.298, SLG: 0.395 (11, 7)															2	0	1	0	0	0	2
Dave Winfield, R OBP: 0.409, SLG: 0.619 (1, 9)															0	0	0	0	0	0	0
Jay Johnstone, L OBP: 0.325, SLG: 0.349 Paul Dade, R OBP: 0.329, SLG: 0.366 (11, 5)															0	0	0	0	0	0	0
Gene Tenace, R OBP: 0.393, SLG: 0.419 (11, 3)															0	0	0	0	0	0	0
Kurt Bevacqua, R OBP: 0.346, SLG: 0.278 (1, 5) (11, 4)															0	0	0	0	0	0	0
Fernando Gonzalez, R OBP: 0.192, SLG: 0.236 Jerry Lundy, R OBP: 0.192, SLG: 0.236 Bill Fitterer, L OBP: 0.192, SLG: 0.236 Randy Jones, R OBP: 0.192, SLG: 0.236 Steve Mura, R (14, 1)															0	0	0	0	0	0	0
Gene Richards, L OBP: 0.343, SLG: 0.356 Jim Wilhelm, R OBP: 0.167, SLG: 0.167 (8, 8) (8, 8)															2	0	0	0	0	2	0
Ozzie Smith, S OBP: 0.252, SLG: 0.234 (1, 6)															0	0	0	0	0	0	0
Dan Briggs, L OBP: 0.298, SLG: 0.395 (11, 7)															1	0	0	0	0	0	0
Dave Winfield, R OBP: 0.409, SLG: 0.619 (1, 9)															0	0	0	0	0	0	0
Jay Johnstone, L OBP: 0.325, SLG: 0.349 Paul Dade, R OBP: 0.329, SLG: 0.366 (11, 5)															0	0	0	0	0	0	0
Gene Tenace, R OBP: 0.393, SLG: 0.419 (11, 3)															0	0	0	0	0	0	0
Kurt Bevacqua, R OBP: 0.346, SLG: 0.278 (1, 5) (11, 4)															0	0	0	0	0	0	0
Fernando Gonzalez, R OBP: 0.192, SLG: 0.236 Jerry Lundy, R OBP: 0.192, SLG: 0.236 Bill Fitterer, L OBP: 0.192, SLG: 0.236 Randy Jones, R OBP: 0.192, SLG: 0.236 Steve Mura, R (14, 1)															0	0	0	0	0	0	0
Gene Richards, L OBP: 0.343, SLG: 0.356 Jim Wilhelm, R OBP: 0.167, SLG: 0.167 (8, 8) (8, 8)															0	0	0	0	0	0	0
Ozzie Smith, S OBP: 0.252, SLG: 0.234 (1, 6)															0	0	0	0	0	0	0
Dan Briggs, L OBP: 0.298, SLG: 0.395 (11, 7)															0	0	0	0	0	0	0
Dave Winfield, R OBP: 0.409, SLG: 0.619 (1, 9)															0	0	0	0	0	0	0
Jay Johnstone, L OBP: 0.325, SLG: 0.349 Paul Dade, R OBP: 0.329, SLG: 0.366 (11, 5)															0	0	0	0	0	0	0
Gene Tenace, R OBP: 0.393, SLG: 0.419 (11, 3)															0	0	0	0	0	0	0
Kurt Bevacqua, R OBP: 0.346, SLG: 0.278 (1, 5) (11, 4)															0	0	0	0	0	0	0
Fernando Gonzalez, R OBP: 0.192, SLG: 0.236 Jerry Lundy, R OBP: 0.192, SLG: 0.236 Bill Fitterer, L OBP: 0.192, SLG: 0.236 Randy Jones, R OBP: 0.192, SLG: 0.236 Steve Mura, R (14, 1)															0	0	0	0	0	0	0
Gene Richards, L OBP: 0.343, SLG: 0.356 Jim Wilhelm, R OBP: 0.167, SLG: 0.167 (8, 8) (8, 8)															0	0	0	0	0	0	0
Ozzie Smith, S OBP: 0.252, SLG: 0.234 (1, 6)															0	0	0	0	0	0	0
Dan Briggs, L OBP: 0.298, SLG: 0.395 (11, 7)															0	0	0	0	0	0	0
Dave Winfield, R OBP: 0.409, SLG: 0.619 (1, 9)															0	0	0	0	0	0	0
Jay Johnstone, L OBP: 0.325, SLG: 0.349 Paul Dade, R OBP: 0.329, SLG: 0.366 (11, 5)															0	0	0	0	0	0	0
Gene Tenace, R OBP: 0.393, SLG: 0.419 (11, 3)															0	0	0	0	0	0	0
Kurt Bevacqua, R OBP: 0.346, SLG: 0.278 (1, 5) (11, 4)															0	0	0	0	0	0	0
Fernando Gonzalez, R OBP: 0.192, SLG: 0.236 Jerry Lundy, R OBP: 0.192, SLG: 0.236 Bill Fitterer, L OBP: 0.192, SLG: 0.236 Randy Jones, R OBP: 0.192, SLG: 0.236 Steve Mura, R (14, 1)															0	0	0	0	0	0	0
Gene Richards, L OBP: 0.343, SLG: 0.356 Jim Wilhelm, R OBP: 0.167, SLG: 0.167 (8, 8) (8, 8)															0	0	0	0	0	0	0
Ozzie Smith, S OBP: 0.252, SLG: 0.234 (1, 6)															0	0	0	0	0	0	0
Dan Briggs, L OBP: 0.298, SLG: 0.395 (11, 7)															0	0	0	0	0	0	0
Dave Winfield, R OBP: 0.409, SLG: 0.619 (1, 9)															0	0	0	0	0	0	0
Jay Johnstone, L OBP: 0.325, SLG: 0.349 Paul Dade, R OBP: 0.329, SLG: 0.366 (11, 5)																					

Batter	1	2	3	4	5	6	7	8	9	AB	R	H	RBI	BB	SO	LOB	TOP				
Omar Moreno, L (1.8) OBP: 0.342, SLG: 0.409	4-0 SH BB		0-0 CS 1B		0-0 CS 1B		4-0 S IBB		0-0 1-3	3	1	2	0	2	0	0					
Tim Foli, R (1.6) OBP: 0.314, SLG: 0.342	0-0 SH SF7		0-0 6-3		0-0 F5		0-0 4-1		0-0 5-3	4	1	0	0	0	0	4					
Dave Parker, L (1.9) OBP: 0.360, SLG: 0.499	0-0 E4 1B		1-0 FC6-4 HBP		0-0 4-3		0-0 SH3-4 1B		0-0 4-3	4	1	1	0	0	0	1					
Bill Robinson, R (1.7) OBP: 0.308, SLG: 0.561	0-0 SF7		0-0 FC6-4		0-0 F4		0-0 SH3-4			2	0	0	1	0	0	1					
Willie Stargell, L (1.3) OBP: 0.335, SLG: 0.630 John Miner, L (8.3) OBP: 0.369, SLG: 0.517	0-0 G4-6-3 1B		0-0 4-3		0-0 K		4-0 1B IBB			3	0	1	0	1	1	0					
Bill Madlock, R (1.5) OBP: 0.372, SLG: 0.417 Rennie Stennett, R (7. PR) OBP: 0.293, SLG: 0.299	0-0 G4-6-3 1B		0-0 5-3		0-0 5-3		0-0 1B 1B		0-0 F3	3	0	1	0	0	0	2					
Phil Garner, R (1.4) OBP: 0.370, SLG: 0.476		0-0 6-3		0-0 HR		0-0 1B 1B		0-0 1B 1B		4	1	3	2	0	0	0					
Steve Nicosia, R (1.2) OBP: 0.308, SLG: 0.405		0-0 5-3		0-0 5-3		0-0 5-3 1B		4-0 1B IBB		3	0	1	1	1	0	0					
Don Robinson, R (1.1) OBP: 0.194, SLG: 0.194 Kent Tekulve, R (7.1) OBP: 0.375, SLG: 0.286 Grant Jackson, S (8.1) Enrique Romo, R (9.1) OBP: 0.125, SLG: 0.125		0-0 5-3		0-0 5-3		0-0 5-3		0-0 5-3 L8		3	0	0	0	0	0	2					
Inning Stats	R: 2 E: 2 K: 0 S: 5	H: 1 LOB: 1 BB: 1 P: 9	R: 0 E: 0 K: 0 S: 3	H: 0 LOB: 0 BB: 0 P: 3	R: 0 E: 0 K: 0 S: 3	H: 1 LOB: 1 BB: 0 P: 4	R: 1 E: 0 K: 0 S: 4	H: 1 LOB: 0 BB: 0 P: 4	R: 0 E: 0 K: 1 S: 5	H: 0 LOB: 0 BB: 0 P: 5	R: 1 E: 0 K: 0 S: 5	H: 3 LOB: 3 BB: 1 P: 9	R: 1 E: 0 K: 0 S: 5	H: 2 LOB: 3 BB: 2 P: 13	R: 0 E: 0 K: 0 S: 3	H: 0 LOB: 0 BB: 0 P: 3	1B: 8 2B: 0 3B: 0 HR: 1	SF: 1 SAC: 2 DP: 1 HBP: 1	WP: 0 PB: 0 SB: 1 CS: 2	PA: 39	
PITCHER	IP WLS BF H R ER SO BB IBB HBP BLK WP HR S P ERA WHIP	IP WLS BF H R ER SO BB IBB HBP BLK WP HR S P ERA WHIP	IP WLS BF H R ER SO BB IBB HBP BLK WP HR S P ERA WHIP	IP WLS BF H R ER SO BB IBB HBP BLK WP HR S P ERA WHIP	IP WLS BF H R ER SO BB IBB HBP BLK WP HR S P ERA WHIP	IP WLS BF H R ER SO BB IBB HBP BLK WP HR S P ERA WHIP	IP WLS BF H R ER SO BB IBB HBP BLK WP HR S P ERA WHIP	IP WLS BF H R ER SO BB IBB HBP BLK WP HR S P ERA WHIP	IP WLS BF H R ER SO BB IBB HBP BLK WP HR S P ERA WHIP	IP WLS BF H R ER SO BB IBB HBP BLK WP HR S P ERA WHIP	IP WLS BF H R ER SO BB IBB HBP BLK WP HR S P ERA WHIP	IP WLS BF H R ER SO BB IBB HBP BLK WP HR S P ERA WHIP	IP WLS BF H R ER SO BB IBB HBP BLK WP HR S P ERA WHIP	IP WLS BF H R ER SO BB IBB HBP BLK WP HR S P ERA WHIP	IP WLS BF H R ER SO BB IBB HBP BLK WP HR S P ERA WHIP	IP WLS BF H R ER SO BB IBB HBP BLK WP HR S P ERA WHIP	IP WLS BF H R ER SO BB IBB HBP BLK WP HR S P ERA WHIP	IP WLS BF H R ER SO BB IBB HBP BLK WP HR S P ERA WHIP	IP WLS BF H R ER SO BB IBB HBP BLK WP HR S P ERA WHIP	IP WLS BF H R ER SO BB IBB HBP BLK WP HR S P ERA WHIP	IP WLS BF H R ER SO BB IBB HBP BLK WP HR S P ERA WHIP

Pittsburgh Pirates @ Montreal Expos
Olympic Stadium, Montreal, QB
Fri Jul 27 1979, 7:05 PM EDT
Unknown


AB 31
R 5
H 9
RBI 4
BB 4
SO 1
LOB 15



Batter	1	2	3	4	5	6	7	8	9	AB	R	H	RBI	BB	SO	LOB	BOTTOM					
Warren Cromartie, L (1.7) OBP: 0.319, SLG: 0.417	0-0 L8		0-3 K		4-0 FC3-6 BB		0-0 SH5-4 1B		0-0 5-3	4	1	1	0	1	1	0						
Rodney Scott, S (1.6) OBP: 0.324, SLG: 0.283	4-0 FC6-4 BB		0-3 K		0-0 FC3-6 S		0-0 SH5-4		0-3 K	3	0	0	0	1	2	1						
Andre Dawson, R (1.8) OBP: 0.303, SLG: 0.478	0-0 FC6-4		0-3 K		0-3 K		0-0 F8		4-0 BB	4	0	0	0	1	2	3						
Tony Perez, R (1.3) OBP: 0.330, SLG: 0.429	0-0 F9		1-0 G5-4-3 HBP		4-0 IBB		0-0 E5 1B		0-0 5-3	3	0	1	0	1	0	2						
Gary Carter, R (1.2) OBP: 0.341, SLG: 0.483		0-0 F8		0-0 G5-4-3		0-0 F7		0-0 5-3		4	0	0	0	0	0	4						
Ellis Valentine, R (1.9) OBP: 0.306, SLG: 0.458		0-0 HR 1B		0-0 2B 1B		0-3 K		0-0 F8		4	2	2	0	0	1	0						
Larry Parrish, R (1.5) OBP: 0.348, SLG: 0.489		0-0 HR		0-0 2B		0-0 1B		0-0 F8		4	1	3	3	0	0	0						
Tony Bernazard, S (1.4) OBP: 0.528, SLG: 0.459		0-3 K		1-0 FC6-4 HBP		0-3 K		4-0 BB		2	0	0	0	1	2	1						
Ross Grimsley, L (1.1) OBP: 0.229, SLG: 0.271 Elias Sosa, R (7.1) OBP: 0.273, SLG: 0.300 Rusty Staub, L (6. PH) OBP: 0.332, SLG: 0.403 Woodie Fryman, R (9.1) OBP: 0.125, SLG: 0.125		0-3 K		0-0 FC6-4		0-3 K2-3		0-0 F9		3	0	0	0	0	2	3						
Inning Stats	R: 0 E: 0 K: 0 S: 3	H: 0 LOB: 1 BB: 1 P: 7	R: 2 E: 0 K: 2 S: 9	H: 2 LOB: 0 BB: 0 P: 9	R: 0 E: 0 K: 3 S: 9	H: 0 LOB: 0 BB: 0 P: 9	R: 1 E: 0 K: 0 S: 4	H: 2 LOB: 2 BB: 0 P: 6	R: 0 E: 0 K: 1 S: 5	H: 0 LOB: 2 BB: 2 P: 13	R: 0 E: 0 K: 3 S: 10	H: 1 LOB: 1 BB: 0 P: 10	R: 1 E: 1 K: 0 S: 5	H: 2 LOB: 1 BB: 0 P: 5	R: 0 E: 0 K: 0 S: 3	H: 0 LOB: 1 BB: 1 P: 7	R: 0 E: 0 K: 1 S: 5	H: 0 LOB: 1 BB: 1 P: 9	1B: 5 2B: 1 3B: 0 HR: 1	SF: 0 SAC: 1 DP: 1 HBP: 2	WP: 0 PB: 0 SB: 1 CS: 0	PA: 40
PITCHER	IP WLS BF H R ER SO BB IBB HBP BLK WP HR S P ERA WHIP	IP WLS BF H R ER SO BB IBB HBP BLK WP HR S P ERA WHIP	IP WLS BF H R ER SO BB IBB HBP BLK WP HR S P ERA WHIP	IP WLS BF H R ER SO BB IBB HBP BLK WP HR S P ERA WHIP	IP WLS BF H R ER SO BB IBB HBP BLK WP HR S P ERA WHIP	IP WLS BF H R ER SO BB IBB HBP BLK WP HR S P ERA WHIP	IP WLS BF H R ER SO BB IBB HBP BLK WP HR S P ERA WHIP	IP WLS BF H R ER SO BB IBB HBP BLK WP HR S P ERA WHIP	IP WLS BF H R ER SO BB IBB HBP BLK WP HR S P ERA WHIP	IP WLS BF H R ER SO BB IBB HBP BLK WP HR S P ERA WHIP	IP WLS BF H R ER SO BB IBB HBP BLK WP HR S P ERA WHIP	IP WLS BF H R ER SO BB IBB HBP BLK WP HR S P ERA WHIP	IP WLS BF H R ER SO BB IBB HBP BLK WP HR S P ERA WHIP	IP WLS BF H R ER SO BB IBB HBP BLK WP HR S P ERA WHIP	IP WLS BF H R ER SO BB IBB HBP BLK WP HR S P ERA WHIP	IP WLS BF H R ER SO BB IBB HBP BLK WP HR S P ERA WHIP	IP WLS BF H R ER SO BB IBB HBP BLK WP HR S P ERA WHIP	IP WLS BF H R ER SO BB IBB HBP BLK WP HR S P ERA WHIP	IP WLS BF H R ER SO BB IBB HBP BLK WP HR S P ERA WHIP	IP WLS BF H R ER SO BB IBB HBP BLK WP HR S P ERA WHIP	IP WLS BF H R ER SO BB IBB HBP BLK WP HR S P ERA WHIP	


Pittsburgh Pirates @ Montreal Expos
Olympic Stadium, Montreal, QB
Fri Jul 27 1979, 7:05 PM EDT
Unknown

AB 32
R 4
H 7
RBI 3
BB 5
SO 10
LOB 15



Batter	1	2	3	4	5	6	7	8	9	AB R H RBI BB SO LOB	TOP									
Omar Moreno, L (1, 8) OBP: 0.340, SLG: 0.405	0-3 K		0-0 F6	0-0 F8			4-0 3B BB	0-3 K		4 1 0 0 1 2 0	Pittsburgh Pirates @ Montreal Expos Olympic Stadium, Montreal, QB Fri Jul 27 1979, 7:05 PM EDT Att: 59,260 - Unknown									
Phil Garner, R (1, 6) OBP: 0.376, SLG: 0.489	4-0 1B BB		0-0 HR	0-3 K			0-0 1B 3B	0-0 1B	4 4 3 1 1 1 0											
Dave Parker, L (1, 9) OBP: 0.363, SLG: 0.497	0-0 1B SF7		4-0 HR		0-0 G3		0-3 K	1-0 1B	3 3 1 0 1 1 1											
John Milner, L (1, 3) OBP: 0.375, SLG: 0.534	0-0 1B		0-0 HR		0-0 F7		1-0 1B	0-0 1-3	4 1 2 4 0 0 2											
Bill Robinson, R (1, 7) OBP: 0.310, SLG: 0.559	0-0 SF7		0-0 E5		0-0 6-3		0-0	4-0 G3 1B	3 0 1 2 1 0 0											
Bill Madlock, R (1, 5) OBP: 0.335, SLG: 0.416	0-0 F2		0-3 K			0-0 CS	0-0 F5	0-0 G3	3 0 1 0 0 1 2											
Tim Foli, R (6, PR)			2-3 K				3-0 1B	1-2 2-3 3-H	2 0 1 2 0 0 2											
Ed Ott, L (1, 2) OBP: 0.296, SLG: 0.386		0-0 6-3	4-0		4-0 FC4-6		0-0 G3	0-0 G3	3 0 0 0 2 0 4											
Rennie Stennett, R (1, 4) OBP: 0.292, SLG: 0.294	0-3 K		0-0 F9			0-0 FC4-6		0-0 L6	4 0 0 0 1 1 3											
Bert Blyleven, R (1, 1) OBP: 0.140, SLG: 0.160	0-3 K		0-3 K			0-3 K		0-3 K	5 0 0 0 0 5 4											
Inning Stats	R: 2 E: 0 K: 1 S: 7	H: 2 LOB: 1 BB: 1 P: 11	R: 0 E: 0 K: 2 S: 7	H: 0 LOB: 0 BB: 0 P: 7	R: 3 E: 1 K: 1 S: 8	H: 2 LOB: 2 BB: 2 P: 16	R: 0 E: 0 K: 2 S: 7	H: 0 LOB: 0 BB: 0 P: 7	R: 0 E: 0 K: 1 S: 5	H: 1 LOB: 1 BB: 1 P: 9	R: 2 E: 0 K: 1 S: 7	H: 2 LOB: 2 BB: 1 P: 12	R: 0 E: 0 K: 2 S: 7	H: 0 LOB: 0 BB: 0 P: 7	R: 2 E: 0 K: 1 S: 7	H: 2 LOB: 3 BB: 2 P: 16	1B: 6 2B: 1 3B: 1 HR: 1	SF: 1 SAC: 0 DP: 0 HBP: 2	WP: 0 PB: 0 SB: 1 CS: 1	PA: 45
PITCHER	IP WLS BF H R ER SO BB IBB HBP BLK WP HR S P ERA WHIP											PITCHER	IP WLS BF H R ER SO BB IBB HBP BLK WP HR S P ERA WHIP							
Scott Sanderson, R (1, 1) ERA: 3.72	3.0 L 17 4 5 5 4 3 0 0 0 0 0 1 22 34 15.00 2.333																			
Rudy May, L (4, 1) ERA: 3.0	2.0 6 0 0 0 2 0 0 0 0 0 0 0 10 10 0.00 0.000																			
Stan Bahnsen, R (6, 1) ERA: 3.52	1.0 6 2 2 2 1 2 0 0 0 0 0 0 6 14 18.00 4.000																			
David Palmer, R (7, 1) ERA: 3.14	2.0 8 1 0 0 3 0 0 1 0 0 0 0 13 14 0.00 0.500																			
Woodie Fryman, L (9, 1) ERA: 2.69	1.0 8 2 2 2 1 0 2 1 0 0 0 0 7 16 18.00 2.000																			

Batter	1	2	3	4	5	6	7	8	9	AB R H RBI BB SO LOB	BOTTOM									
Warren Cromartie, L (1, 7) OBP: 0.321, SLG: 0.423	0-3 K		0-0 1-3 2B		0-0 L3			0-0 F7 2B		4 0 2 1 0 1 0	Pittsburgh Pirates @ Montreal Expos Olympic Stadium, Montreal, QB Fri Jul 27 1979, 7:05 PM EDT Att: 59,260 - Unknown									
Rodney Scott, S (1, 4) OBP: 0.321, SLG: 0.280	0-0 F7		0-3 K		0-3 K			0-0 F7		4 0 0 0 0 2 2										
Rusty Staub, L (1, 3) OBP: 0.334, SLG: 0.400	4-0 2B BB		0-0 1-3			4-0 G6-4-3		0-0 F7		2 0 0 0 2 0 2										
Ellis Valentine, R (1, 9) OBP: 0.308, SLG: 0.465	0-0 1-3 2B		0-3 K			0-3 K		0-0 2B		4 0 2 0 0 2 2										
Larry Parrish, R (1, 5) OBP: 0.344, SLG: 0.483	0-0 1-3			0-3 K		0-0 G6-4-3		0-0 6-3		4 0 0 0 0 1 4										
Andre Dawson, R (1, 8) OBP: 0.302, SLG: 0.474		0-3 K		4-0 BB			0-0 F7	0-0 5-3		3 0 0 0 1 1 1										
Duffy Dyer, R (1, 2) OBP: 0.333, SLG: 0.351		0-0 F4		0-0 L7			0-0 F8		4 0 0 0 0 1 2											
Chris Speier, R (1, 6) OBP: 0.315, SLG: 0.317		0-0 F3		4-3			0-0 6-3		3 0 0 0 0 0 1											
Scott Sanderson, R (1, 1) ERA: 3.72			0-0 2B		0-3 K			0-0 F7		0 0 0 0 0 0 0										
Jerry White, S (3, PR)										1 1 1 0 0 0 0										
Rudy May, L (4, 1) ERA: 3.0										0 0 0 0 0 0 0										
Tony Bernazard, S (5, PR)										1 0 0 0 0 1 0										
Stan Bahnsen, R (6, 1) ERA: 3.52										0 0 0 0 0 0 0										
David Palmer, R (7, 1) ERA: 3.14										0 0 0 0 0 0 0										
Dave Cash, R (8, PR)										1 0 0 0 0 0 0										
Woodie Fryman, L (9, 1) ERA: 2.69										0 0 0 0 0 0 0										
Inning Stats	R: 0 E: 0 K: 1 S: 6	H: 1 LOB: 2 BB: 1 P: 10	R: 0 E: 0 K: 1 S: 5	H: 0 LOB: 0 BB: 0 P: 5	R: 1 E: 0 K: 2 S: 9	H: 2 LOB: 1 BB: 0 P: 9	R: 0 E: 0 K: 1 S: 5	H: 0 LOB: 1 BB: 1 P: 9	R: 0 E: 0 K: 1 S: 4	H: 0 LOB: 0 BB: 0 P: 8	R: 0 E: 0 K: 0 S: 3	H: 0 LOB: 0 BB: 0 P: 3	R: 0 E: 0 K: 0 S: 4	H: 1 LOB: 1 BB: 0 P: 4	R: 0 E: 0 K: 1 S: 6	H: 1 LOB: 1 BB: 0 P: 6	1B: 0 2B: 5 3B: 0 HR: 0	SF: 0 SAC: 0 DP: 1 HBP: 0	WP: 0 PB: 0 SB: 0 CS: 0	PA: 34
PITCHER	IP WLS BF H R ER SO BB IBB HBP BLK WP HR S P ERA WHIP											PITCHER	IP WLS BF H R ER SO BB IBB HBP BLK WP HR S P ERA WHIP							
Bert Blyleven, R (1, 1) ERA: 3.56	9.0 W 34 5 1 1 9 3 0 0 0 0 0 0 49 61 1.00 0.889																			





Batter	1	2	3	4	5	6	7	8	9	AB	R	H	RBI	BB	SO	LOB	TOP					
Omar Moreno, L (1, 8) OBP: 0.343, SLG: 0.406										4	1	2	1	1	1	0	Pittsburgh Pirates @ Montreal Expos Olympic Stadium, Montreal, QB Sat Jul 28 1979, 7:05 PM EDT Att: 38,661 - Unknown					
Tim Foli, R (1, 6) OBP: 0.313, SLG: 0.340										5	0	1	1	0	0	2						
Dave Parker, L (1, 9) OBP: 0.366, SLG: 0.508										4	2	2	2	1	0	0						
Bill Robinson, R (1, 3) OBP: 0.308, SLG: 0.553 John Milner, L (9, 3) OBP: 0.375, SLG: 0.534										5	0	1	0	0	1	4						
Lee Lacy, R (1, 7) OBP: 0.348, SLG: 0.470										4	0	3	0	0	0	2						
Bill Madlock, R (1, 5) OBP: 0.331, SLG: 0.412										3	0	0	1	0	1	4						
Phil Garner, R (1, 4) OBP: 0.372, SLG: 0.483										4	0	0	0	0	0	4						
Steve Nicosia, R (1, 2) OBP: 0.315, SLG: 0.404										3	2	1	0	1	1	1						
Jim Bibby, R (1, 1) OBP: 0.150, SLG: 0.263 Grant Jackson, S (7, 1)										2	0	0	0	0	2	1						
Mike Easter, L (8, PH) OBP: 0.421, SLG: 0.500 Kent Tekulve, R (8, 1) OBP: 0.375, SLG: 0.286										0	0	0	0	0	0	0						
Inning Stats	R: 2 E: 0 K: 0 S: 6	H: 3 LOB: 1 BB: 0 P: 6	R: 1 E: 0 K: 1 S: 6	H: 1 LOB: 3 BB: 3 P: 18	R: 0 E: 0 K: 0 S: 4	H: 1 LOB: 1 BB: 0 P: 4	R: 0 E: 0 K: 2 S: 7	H: 0 LOB: 0 BB: 0 P: 7	R: 1 E: 1 K: 0 S: 5	H: 1 LOB: 1 BB: 0 P: 5	R: 1 E: 0 K: 0 S: 4	H: 2 LOB: 0 BB: 0 P: 4	R: 0 E: 0 K: 2 S: 9	H: 2 LOB: 2 BB: 0 P: 9	R: 0 E: 0 K: 2 S: 7	H: 0 LOB: 0 BB: 0 P: 7	R: 0 E: 0 K: 0 S: 3	H: 0 LOB: 0 BB: 0 P: 3	1B: 7 2B: 2 3B: 0 HR: 1	SF: 1 SAC: 1 DP: 0 HBP: 0	WP: 1 PB: 0 SB: 0 CS: 1	PA: 40
PITCHER	IP WLS BF H R ER SO BB IBB HBP BLK WP HR S P ERA WHIP																					
Dan Schatzeder, L (1, 1) ERA: 3.3	6.0 L 29 8 5 4 3 3 0 0 0 0 1 1 32 44 6.00 1.833																					
Stan Bahnsen, R (7, 1) ERA: 3.46	1.0 5 2 0 0 2 0 0 0 0 0 0 0 9 9 0.00 2.000																					
Elias Sosa, R (8, 1) ERA: 1.89	2.0 6 0 0 0 2 0 0 0 0 0 0 0 10 10 0.00 0.000																					

Batter	1	2	3	4	5	6	7	8	9	AB	R	H	RBI	BB	SO	LOB	BOTTOM					
Warren Cromartie, L (1, 7) OBP: 0.320, SLG: 0.424 Elias Sosa, R (8, 1) OBP: 0.275, SLG: 0.300										4	1	1	0	0	1	1	Pittsburgh Pirates @ Montreal Expos Olympic Stadium, Montreal, QB Sat Jul 28 1979, 7:05 PM EDT Att: 38,661 - Unknown					
Rodney Scott, S (1, 4) OBP: 0.318, SLG: 0.277 (8, 6)										4	0	0	0	0	1	1						
Andre Dawson, R (1, 8) OBP: 0.302, SLG: 0.472										4	0	1	1	0	0	0						
Tony Perez, R (1, 3) OBP: 0.330, SLG: 0.426										4	0	1	0	0	1	2						
Gary Carter, R (1, 2) OBP: 0.343, SLG: 0.481										3	1	1	0	1	0	1						
Ellis Valentine, R (1, 9) OBP: 0.304, SLG: 0.459										4	0	0	0	0	1	3						
Larry Parrish, R (1, 5) OBP: 0.346, SLG: 0.491										3	1	1	2	1	0	0						
Chris Speier, R (1, 6) OBP: 0.314, SLG: 0.316 Rusty Staub, L (6, PH) OBP: 0.333, SLG: 0.398 Jim Mason, L (6, 6) OBP: 0.246, SLG: 0.255 Dave Cash, R (7, PH) OBP: 0.500, SLG: 0.563 (8, 4)										1	0	0	0	0	1	0						
Dan Schatzeder, L (1, 1) OBP: 0.294, SLG: 0.333 Tony Benazard, S (6, PH) OBP: 0.509, SLG: 0.436 Stan Bahnsen, R (7, 1) Jerry White, S (7, PH) OBP: 0.349, SLG: 0.412 (8, 7)										1	0	0	0	0	1	0						
Inning Stats	R: 0 E: 0 K: 2 S: 7	H: 0 LOB: 0 BB: 0 P: 7	R: 0 E: 0 K: 0 S: 3	H: 0 LOB: 0 BB: 0 P: 3	R: 0 E: 0 K: 1 S: 5	H: 0 LOB: 0 BB: 0 P: 5	R: 0 E: 0 K: 0 S: 3	H: 0 LOB: 0 BB: 0 P: 3	R: 0 E: 0 K: 1 S: 6	H: 2 LOB: 2 BB: 1 P: 10	R: 1 E: 0 K: 1 S: 7	H: 2 LOB: 1 BB: 0 P: 7	R: 2 E: 0 K: 1 S: 6	H: 1 LOB: 2 BB: 2 P: 14	R: 0 E: 1 K: 1 S: 6	H: 0 LOB: 1 BB: 0 P: 6		R: 0 E: 0 K: 0 S: 4	H: 1 LOB: 1 BB: 0 P: 4	1B: 4 2B: 1 3B: 0 HR: 1	SF: 0 SAC: 0 DP: 1 HBP: 0	WP: 1 PB: 0 SB: 0 CS: 0
PITCHER	IP WLS BF H R ER SO BB IBB HBP BLK WP HR S P ERA WHIP																					
Jim Bibby, R (1, 1) ERA: 3.06	6.1 W 25 8 3 3 6 2 0 0 0 0 1 1 35 43 4.26 1.105																					
Grant Jackson, L (7, 1) ERA: 3.04	0.2 3 0 0 0 0 1 0 0 0 0 1 0 2 6 0.00 1.500																					
Kent Tekulve, R (8, 1) ERA: 3.21	2.0 S 8 1 0 0 1 0 0 0 0 0 0 0 10 10 0.00 0.500																					

Batter	1	2	3	4	5	6	7	8	9	AB	R	H	RBI	BB	SO	LOB	TOP			
Omar Moreno, L (1, 8) OBP: 0.344, SLG: 0.407	F7		E8					F7		4	0	2	1	0	0	0	Pittsburgh Pirates @ Montreal Expos Olympic Stadium, Montreal, QB Sun Jul 29 1979, 3:33 AM EDT Att: 35,245 - Unknown			
Tim Foli, R (1, 6) OBP: 0.310, SLG: 0.336	4-3		F6				F4	6-3		4	0	0	0	0	0	2				
Dave Parker, L (1, 9) OBP: 0.365, SLG: 0.505	K			2B	1B		4-3	6-3		4	1	1	0	0	1	0				
Willie Stargell, L (1, 3) OBP: 0.374, SLG: 0.645		K		1B	2B		3-4-1		HR	4	1	2	1	0	1	0				
John Milner, L (1, 7) OBP: 0.377, SLG: 0.531	K							F8		3	0	1	1	1	1	0				
Bill Madlock, R (1, 5) OBP: 0.331, SLG: 0.410	K			2-3	3-H		1B	BB		4	0	1	0	0	1	3				
Ed Ott, L (1, 2) OBP: 0.292, SLG: 0.379			F7	K			F7		F2	4	0	0	0	0	1	3				
Phil Garner, R (1, 4) OBP: 0.370, SLG: 0.483				F4			6-3		F7	4	1	1	0	0	0	3				
Bruce Kison, R (1, 1) OBP: 0.138, SLG: 0.143			6-3					F9		2	0	0	0	0	1	1				
Lee Lacy, R (7, PH) OBP: 0.346, SLG: 0.466										1	0	0	0	0	0	0				
Enrique Romo, R (7, 1) OBP: 0.125, SLG: 0.125										0	0	0	0	0	0	0				
Inning Stats	R: 0 E: 0 K: 1 S: 5	H: 0 LOB: 0 BB: 0 P: 5	R: 0 E: 0 K: 3 S: 9	H: 0 LOB: 0 BB: 0 P: 9	R: 1 E: 1 K: 0 S: 5	H: 2 LOB: 1 BB: 0 P: 5	R: 1 E: 0 K: 1 S: 8	H: 3 LOB: 2 BB: 0 P: 8	R: 0 E: 0 K: 0 S: 3	H: 0 LOB: 0 BB: 0 P: 7	R: 0 E: 0 K: 0 S: 3	H: 0 LOB: 0 BB: 0 P: 3	R: 0 E: 0 K: 0 S: 3	H: 0 LOB: 0 BB: 0 P: 3	R: 1 E: 0 K: 0 S: 5	H: 2 LOB: 1 BB: 0 P: 5	1B: 5 2B: 2 3B: 0 HR: 1	SF: 0 SAC: 0 DP: 0 HBP: 0	WP: 0 PB: 0 SB: 0 CS: 1	PA: 35
PITCHER Steve Rogers, R (1, 1) ERA: 2.45	IP: 9.0 WLS: W BF: 35 H: 8 R: 3 ER: 3 SO: 6 BB: 1 IBB: 0 HBP: 0 BLK: 0 WP: 0 HR: 1 S: 46 P: 50 ERA: 3.00 WHIP: 1.000																			

Batter	1	2	3	4	5	6	7	8	9	AB	R	H	RBI	BB	SO	LOB	BOTTOM			
Warren Cromartie, L (1, 7) OBP: 0.319, SLG: 0.424	SH1-3	L8			4-3		4-3			4	1	1	0	0	0	2	Pittsburgh Pirates @ Montreal Expos Olympic Stadium, Montreal, QB Sun Jul 29 1979, 3:33 AM EDT Att: 35,245 - Unknown			
Rodney Scott, S (1, 4) OBP: 0.321, SLG: 0.286	SH1-3							1-3		2	1	2	0	0	0	0				
Tony Bernazard, S (8, 4) OBP: 0.500, SLG: 0.425	SH1-3									1	0	0	0	0	0	0				
Rusty Staub, L (1, 3) OBP: 0.337, SLG: 0.402	2-3			G1-6-3						3	1	2	2	0	0	1				
Tom Hutton, L (7, 3) OBP: 0.407, SLG: 0.462	1B			F8				L7		1	0	0	0	0	0	0				
Ellis Valentine, R (1, 9) OBP: 0.304, SLG: 0.457	3-H			1B						4	1	1	0	0	0	2				
Gary Carter, R (1, 2) OBP: 0.343, SLG: 0.480	1-2			G1-6-3				P4		3	1	1	0	0	0	0				
Andre Dawson, R (1, 8) OBP: 0.305, SLG: 0.478	1-2			1B						3	0	2	3	0	0	0				
Larry Parrish, R (1, 5) OBP: 0.343, SLG: 0.486	1-H			CS				FC1-5		3	0	0	0	0	1	2				
Chris Speier, R (1, 6) OBP: 0.314, SLG: 0.313	2-H			1-3						2	0	0	0	1	0	0				
Steve Rogers, R (1, 1) OBP: 0.207, SLG: 0.200	3-H			4-3				FC1-5		3	0	0	0	0	2	0				
Inning Stats	R: 4 E: 0 K: 0 S: 7	H: 5 LOB: 0 BB: 0 P: 7	R: 0 E: 0 K: 0 S: 3	H: 0 LOB: 0 BB: 0 P: 3	R: 0 E: 0 K: 0 S: 3	H: 1 LOB: 0 BB: 0 P: 3	R: 0 E: 0 K: 0 S: 3	H: 0 LOB: 0 BB: 0 P: 3	R: 0 E: 0 K: 0 S: 4	H: 2 LOB: 0 BB: 0 P: 4	R: 0 E: 0 K: 1 S: 6	H: 1 LOB: 2 BB: 1 P: 10	R: 0 E: 0 K: 0 S: 3	H: 0 LOB: 0 BB: 0 P: 3	R: 0 E: 0 K: 0 S: 3	H: 0 LOB: 0 BB: 0 P: 3	1B: 6 2B: 1 3B: 2 HR: 0	SF: 0 SAC: 1 DP: 2 HBP: 0	WP: 0 PB: 0 SB: 1 CS: 1	PA: 32
PITCHER Bruce Kison, R (1, 1) ERA: 3.64	IP: 6.0 WLS: L BF: 23 H: 8 R: 5 ER: 5 SO: 0 BB: 0 IBB: 0 HBP: 0 BLK: 0 WP: 0 HR: 0 S: 23 P: 23 ERA: 7.50 WHIP: 1.333																			
Enrique Romo, R (7, 1) ERA: 2.89	IP: 2.0 WLS: L BF: 8 H: 1 R: 0 ER: 0 SO: 1 BB: 1 IBB: 0 HBP: 0 BLK: 0 WP: 0 HR: 0 S: 9 P: 13 ERA: 0.00 WHIP: 1.000																			

Batter	1	2	3	4	5	6	7	8	9	AB	R	H	RBI	BB	SO	LOB	TOP	
Garry Templeton, S (1, 6) OBP: 0.345, SLG: 0.472	E5 SH1-3 1B		F7			K		P2		4	0	1	0	0	1	0	St. Louis Cardinals @ Montreal Expos Olympic Stadium, Montreal, QB Tue Jul 31 1979, 7:05 PM EDT Att: 21,486 - Unknown livebaseballscores.com AB 28 R 0 H 3 RBI 0 BB 1 SO 8 LOB 9 	
Jerry Mumphrey, S (1, 7) OBP: 0.345, SLG: 0.391	SH1-3 2-3			3-1 1-3 1B					FC6-4 BB	2	0	2	0	1	0			
Keith Hernandez, L (1, 3) OBP: 0.401, SLG: 0.505	L6			1-3 1-2		K			FC6-4 G6-4-3 1-2	4	0	0	0	0	1			
Ted Simmons, S (1, 2) OBP: 0.417, SLG: 0.623	4-3			3-1 2-3			K		G6-4-3 1-2	4	0	0	0	0	1			
George Hendrick, R (1, 9) OBP: 0.363, SLG: 0.439		F8		F7			6-3			3	0	0	0	0	1			
Tony Scott, S (1, 8) OBP: 0.314, SLG: 0.379		P4			F9		FC6-4 HBP			2	0	0	0	0	0			
Ken Reitz, R (1, 5) OBP: 0.303, SLG: 0.383					K		FC6-4 1-2			3	0	0	0	0	2			
Mike Tyson, R (1, 4) OBP: 0.261, SLG: 0.347			F2		K			5-3		3	0	0	0	0	1			
Silvio Martinez, R (1, 1) OBP: 0.143, SLG: 0.150										2	0	0	0	0	1			
Lou Brock, L (8, PH) OBP: 0.355, SLG: 0.440						5-3				1	0	0	0	0	1			
George Frazier, R (8, 1)								K		0	0	0	0	0	0			
Inning Stats	R: 0 E: 1 K: 0 S: 4	H: 1 LOB: 1 BB: 0 P: 4	R: 0 E: 0 K: 1 S: 5	H: 0 LOB: 0 BB: 0 P: 5	R: 0 E: 0 K: 1 S: 5	H: 0 LOB: 0 BB: 0 P: 5	R: 0 E: 0 K: 2 S: 7	H: 1 LOB: 1 BB: 0 P: 7	R: 0 E: 0 K: 1 S: 5	H: 0 LOB: 0 BB: 0 P: 6	R: 0 E: 0 K: 1 S: 5	H: 0 LOB: 0 BB: 0 P: 5	R: 0 E: 0 K: 0 S: 2	H: 0 LOB: 0 BB: 1 P: 6	1B: 3 2B: 0 3B: 0 HR: 0	SF: 0 SAC: 1 DP: 1 HBP: 1	WP: 0 PB: 0 SB: 0 CS: 0	PA: 31
PITCHER Rudy May, L (1, 1) ERA: 2.4	IP: 9.0 WLS: W BF: 31 H: 3 R: 0 ER: 0 SO: 8 BB: 1 IBB: 0 HBP: 1 BLK: 0 WP: 0 HR: 0 S: 45 P: 50 ERA: 0.00 WHIP: 0.444																	

Batter	1	2	3	4	5	6	7	8	9	AB	R	H	RBI	BB	SO	LOB	BOTTOM		
Warren Cromartie, L (1, 7) OBP: 0.320, SLG: 0.419	4-3		FC6-5 E 1B		G6-3 1-2		F8			4	0	1	0	0	0	1	St. Louis Cardinals @ Montreal Expos Olympic Stadium, Montreal, QB Tue Jul 31 1979, 7:05 PM EDT Att: 21,486 - Unknown livebaseballscores.com AB 34 R 5 H 11 RBI 5 BB 1 SO 5 LOB 14 		
Rodney Scott, S (1, 4) OBP: 0.319, SLG: 0.288	E7 6-3 2B		F5 1-2		4-3		P6			4	1	1	0	0	0	1			
Andre Dawson, R (1, 8) OBP: 0.301, SLG: 0.471	6-3 3-H		FC6-5-4 S 2-3			4-3 E 1B	F7			4	1	1	1	0	0	1			
Tony Perez, R (1, 3) OBP: 0.325, SLG: 0.419	6-3		K 1-2			4-3 1-3		F9		4	0	0	0	0	1	2			
Gary Carter, R (1, 2) OBP: 0.346, SLG: 0.486		HR 2B		K		E7 2B 2B		1B 1B		4	2	3	1	0	1	0			
Ellis Valentine, R (1, 9) OBP: 0.306, SLG: 0.477		K		F9		PB 2B		F8		4	0	1	1	0	1	2			
Larry Parrish, R (1, 5) OBP: 0.347, SLG: 0.502						3-H 4-0 2B				2	1	2	2	1	0	0			
Jim Mason, L (8, 5) OBP: 0.258, SLG: 0.268		2-H HR				PB IBB		1B 1B		1	0	1	0	0	0	0			
Chris Speier, R (1, 6) OBP: 0.313, SLG: 0.321		P4			G3	K		K		4	0	0	0	0	2	5			
Rudy May, L (1, 1) OBP: 0.375, SLG: 0.286		F7				G6-3 1B		6-3		3	0	1	0	0	0	2			
Inning Stats	R: 1 E: 1 K: 0 S: 4	H: 1 LOB: 0 BB: 0 P: 4	R: 2 E: 0 K: 1 S: 7	H: 2 LOB: 0 BB: 0 P: 7	R: 0 E: 1 K: 1 S: 6	H: 1 LOB: 1 BB: 0 P: 6	R: 0 E: 0 K: 1 S: 6	H: 1 LOB: 0 BB: 0 P: 6	R: 0 E: 0 K: 1 S: 3	H: 3 LOB: 2 BB: 1 P: 12	R: 0 E: 0 K: 0 S: 3	H: 0 LOB: 0 BB: 0 P: 3	R: 0 E: 0 K: 1 S: 7	H: 2 LOB: 2 BB: 0 P: 7	1B: 6 2B: 4 3B: 0 HR: 1	SF: 0 SAC: 0 DP: 1 HBP: 0		WP: 0 PB: 1 SB: 2 CS: 0	PA: 35
PITCHER Silvio Martinez, R (1, 1) ERA: 3.04 George Frazier, R (8, 1) ERA: 4.24	IP: 7.0 WLS: L BF: 30 H: 5 R: 5 ER: 4 SO: 4 BB: 0 IBB: 1 HBP: 0 BLK: 0 WP: 0 HR: 1 S: 37 P: 41 ERA: 5.14 WHIP: 1.286																		

Batter	1	2	3	4	5	6	7	8	9	AB	R	H	RBI	BB	SO	LOB	TOP			
Miguel Dilone, S OBP: 0.267, SLG: 0.296 (1, 8)										4	3	3	1	1	0	0	Chicago Cubs @ Montreal Expos Olympic Stadium, Montreal, QB Thu Aug 02 1979, 3:33 AM EDT Att: 27,287 - Unknown			
Steve Dillard, R OBP: 0.373, SLG: 0.349 Larry Blittner, L OBP: 0.333, SLG: 0.400 (1, 4) (9, PH)										4	0	1	1	0	0	2				
Bill Buckner, L OBP: 0.304, SLG: 0.421 (1, 3)										5	0	2	0	0	0	1				
Dave Kingman, R OBP: 0.370, SLG: 0.669 (1, 7)										5	0	2	1	0	0	3				
Mike Vail, R OBP: 0.378, SLG: 0.525 Ken Henderson, S OBP: 0.446, SLG: 0.412 (1, 9) (7, PH) (7, 9)										3	0	1	0	0	1	3				
Steve Ontiveros, S OBP: 0.355, SLG: 0.365 (1, 5)										2	0	1	0	0	2					
Tim Blackwell, S OBP: 0.365, SLG: 0.242 Donnie Moore, L OBP: 0.182, SLG: 0.364 Scot Thompson, L OBP: 0.384, SLG: 0.457 Willie Hernandez, L OBP: 0.333, SLG: 0.333 (1, 2) (6, 1) (8, PH) (8, 1)										3	0	0	0	0	2	3				
Ivan De Jesus, R OBP: 0.352, SLG: 0.375 (1, 6)										4	1	1	0	0	2	1				
Bill Caudill, R Barry Foote, R OBP: 0.292, SLG: 0.387 (1, 1) (6, 2)										2	0	0	0	0	1	0				
Inning Stats	R: 1 E: 1 K: 1 S: 8	H: 3 LOB: 2 BB: 0 P: 8	R: 0 E: 0 K: 3 S: 9	H: 0 LOB: 0 BB: 0 P: 9	R: 0 E: 0 K: 0 S: 3	H: 0 LOB: 0 BB: 0 P: 3	R: 0 E: 0 K: 0 S: 4	H: 1 LOB: 1 BB: 0 P: 4	R: 0 E: 0 K: 0 S: 3	H: 2 LOB: 2 BB: 0 P: 7	R: 2 E: 1 K: 0 S: 7	H: 3 LOB: 2 BB: 0 P: 7	R: 0 E: 0 K: 2 S: 8	H: 1 LOB: 1 BB: 0 P: 8	R: 1 E: 0 K: 0 S: 6	H: 3 LOB: 2 BB: 0 P: 6		1B: 11 2B: 1 3B: 1 HR: 0	SF: 0 SAC: 0 DP: 0 HBP: 0	WP: 0 PB: 0 SB: 2 CS: 0
PITCHER	IP WLS BF H R ER SO BB IBB HBP BLK WP HR S P ERA WHIP	6.2 W 30 9 3 2 5 1 0 0 0 0 0 0 39 43 2.70 1.500	0.1 2 0 0 0 0 0 0 0 0 0 0 0 2 2 0.00 0.000	2.0 S 10 4 1 1 2 0 0 0 0 0 0 0 14 14 4.50 2.000																

AB	41
R	4
H	13
RBI	3
BB	1
SO	7
LOB	23



Batter	1	2	3	4	5	6	7	8	9	AB	R	H	RBI	BB	SO	LOB	BOTTOM			
Warren Cromartie, L OBP: 0.315, SLG: 0.414 (1, 7)										4	0	0	0	0	2	0	Chicago Cubs @ Montreal Expos Olympic Stadium, Montreal, QB Thu Aug 02 1979, 3:33 AM EDT Att: 27,287 - Unknown			
Rodney Scott, S OBP: 0.323, SLG: 0.301 (1, 4)										4	1	2	0	0	1	0				
Rusty Staub, L OBP: 0.338, SLG: 0.398 Tom Hutton, L OBP: 0.403, SLG: 0.444 (1, 3) (7, 3)										3	0	1	0	0	1	1				
Ellis Valentine, R OBP: 0.313, SLG: 0.487 Tony Bemazard, S OBP: 0.500, SLG: 0.425 Jerry White, S OBP: 0.368, SLG: 0.430 (1, 9) (6, PR) (7, 9)										3	0	2	1	0	0	1				
Gary Carter, R OBP: 0.346, SLG: 0.494 (1, 2)										4	1	1	1	0	1	3				
Andre Dawson, R OBP: 0.297, SLG: 0.466 (1, 8)										4	1	1	0	0	1	3				
Larry Parrish, R OBP: 0.352, SLG: 0.503 (1, 5)										3	1	2	2	1	1	1				
Chris Speier, R OBP: 0.306, SLG: 0.313 (1, 6)										4	0	0	0	0	1	4				
Dan Schatzeder, L OBP: 0.278, SLG: 0.323 Stan Bahnsen, R OBP: 0.273, SLG: 0.300 (1, 1) (7, 1) (8, 1)										1	0	0	1	0	0	0				
Inning Stats	R: 0 E: 0 K: 3 S: 9	H: 0 LOB: 0 BB: 0 P: 9	R: 0 E: 0 K: 3 S: 10	H: 1 LOB: 1 BB: 0 P: 10	R: 0 E: 0 K: 0 S: 3	H: 0 LOB: 0 BB: 0 P: 3	R: 0 E: 0 K: 0 S: 4	H: 1 LOB: 1 BB: 0 P: 4	R: 2 E: 0 K: 1 S: 7	H: 2 LOB: 0 BB: 0 P: 7	R: 3 E: 0 K: 0 S: 7	H: 4 LOB: 2 BB: 0 P: 7	R: 0 E: 0 K: 0 S: 4	H: 1 LOB: 1 BB: 0 P: 4	R: 1 E: 1 K: 1 S: 6	H: 1 LOB: 1 BB: 1 P: 10		1B: 5 2B: 4 3B: 1 HR: 0	SF: 1 SAC: 0 DP: 0 HBP: 0	WP: 1 PB: 0 SB: 0 CS: 0
PITCHER	IP WLS BF H R ER SO BB IBB HBP BLK WP HR S P ERA WHIP	5.1 L 23 7 5 5 7 0 0 0 0 0 0 0 37 37 8.44 1.312	1.2 7 2 0 0 0 0 0 0 0 0 0 0 7 7 0.00 1.200	1.0 5 1 1 0 1 1 0 0 0 0 0 0 6 10 0.00 2.000																

AB	33
R	6
H	10
RBI	5
BB	1
SO	8
LOB	14



Batter	1	2	3	4	5	6	7	8	9	AB	R	H	RBI	BB	SO	LOB	TOP																		
Frank Taveras, R OBP: 0.295, SLG: 0.338 (1, 6)										5	1	3	0	0	0	2	New York Mets @ Montreal Expos Olympic Stadium, Montreal, QB Fri Aug 03 1979, 7:05 PM EDT Att: 28,734 - Unknown																		
John Stearns, R OBP: 0.321, SLG: 0.373 (1, 2)										5	0	1	1	0	0	4																			
Lee Mazzilli, S OBP: 0.409, SLG: 0.476 (1, 8)										3	1	1	1	1	1	0																			
Willie Montanez, L OBP: 0.279, SLG: 0.313 (1, 3)										4	1	3	1	0	0	0																			
Richie Hebner, L OBP: 0.350, SLG: 0.374 (1, 5)										4	1	1	0	0	1	3																			
Ed KranePOOL, L OBP: 0.297, SLG: 0.278 Gil Flores, R OBP: 0.235, SLG: 0.174 (5, PH) (5, 9)										2	0	0	0	0	0	3																			
Joel Youngblood, R OBP: 0.362, SLG: 0.487 (1, 7)										4	1	2	1	0	0	3																			
Doug Flynn, R OBP: 0.268, SLG: 0.321 Dwight Bernard, R (8, 1)										3	1	2	1	1	0	1																			
Kevin Kobel, R OBP: 0.182, SLG: 0.182 Dale Murray, R (7, 1)										0	0	0	0	0	0	0																			
Alex Trevino, R OBP: 0.440, SLG: 0.460 (8, 4)										1	0	1	0	0	0	0																			
Inning Stats	R: 5 E: 1 K: 1 S: 11	H: 6 LOB: 1 BB: 0 P: 11	R: 0 E: 0 K: 1 S: 5	H: 1 LOB: 0 BB: 5	R: 0 E: 0 K: 0 S: 4	H: 1 LOB: 1 BB: 0 P: 4	R: 0 E: 0 K: 0 S: 3	H: 1 LOB: 1 BB: 1 P: 7	R: 0 E: 0 K: 2 S: 8	H: 1 LOB: 2 BB: 1 P: 12	R: 0 E: 0 K: 0 S: 3	H: 0 LOB: 0 BB: 0 P: 3	R: 0 E: 0 K: 1 S: 5	H: 1 LOB: 0 BB: 0 P: 5	R: 0 E: 0 K: 0 S: 3	H: 1 LOB: 0 BB: 3 P: 3	1B: 11 2B: 2 3B: 1 HR: 0	SF: 0 SAC: 1 DP: 1 HBP: 0	WP: 0 PB: 0 SB: 1 CS: 4	PA: 39															
PITCHER	IP WLS BF H R ER SO BB IBB HBP BLK WP HR S P ERA WHIP																																		
Steve Rogers, R ERA: 2.66 (1, 1)	3.0	16	8	5	5	2	0	0	0	0	0	0	0	0	20	20	15.00	2.667																	
Rudy May, L ERA: 2.44 (4, 1)	3.0	13	4	1	1	2	2	0	0	0	0	0	0	0	15	23	3.00	2.000																	
Scott Sanderson, R ERA: 3.61 (7, 1)	1.0	3	0	0	0	0	0	0	0	0	0	0	0	3	3	0.00	0.000																		
Stan Bahnsen, R ERA: 3.51 (8, 1)	1.0	W	3	1	0	0	1	0	0	0	0	0	0	5	5	0.00	1.000																		
Woodie Fryman, L ERA: 3.52 (9, 1)	1.0	3	1	0	0	0	0	0	0	0	0	0	0	3	3	0.00	1.000																		
Batter	1	2	3	4	5	6	7	8	9	AB	R	H	RBI	BB	SO	LOB	BOTTOM																		
Warren Cromartie, L OBP: 0.316, SLG: 0.421 (1, 7)										5	2	2	2	0	0	0	New York Mets @ Montreal Expos Olympic Stadium, Montreal, QB Fri Aug 03 1979, 7:05 PM EDT Att: 28,734 - Unknown																		
Rodney Scott, S OBP: 0.326, SLG: 0.301 (1, 4)										3	3	1	0	2	2	0																			
Andre Dawson, R OBP: 0.303, SLG: 0.480 (1, 8)										5	2	4	4	0	0	0																			
Tony Perez, R OBP: 0.332, SLG: 0.443 Jim Mason, L OBP: 0.250, SLG: 0.259 (9, 6)										4	1	3	3	1	0	1																			
Gary Carter, R OBP: 0.344, SLG: 0.490 (1, 2)										0	0	0	0	0	0	0																			
Ellis Valentine, R OBP: 0.314, SLG: 0.486 (1, 9)										5	1	2	0	0	0	4																			
Larry Parrish, R OBP: 0.355, SLG: 0.501 (1, 5)										1	0	0	0	2	0	1																			
Chris Speier, R OBP: 0.306, SLG: 0.313 Tom Hutton, L OBP: 0.413, SLG: 0.444 (8, PH) (9, 3)										3	0	1	0	0	1	3																			
Steve Rogers, R OBP: 0.297, SLG: 0.196 Rudy May, L OBP: 0.333, SLG: 0.250 Jerry White, S OBP: 0.336, SLG: 0.428 Scott Sanderson, R OBP: 0.182, SLG: 0.243 Stan Bahnsen, R OBP: 0.307, SLG: 0.397 Rusty Staub, L OBP: 0.307, SLG: 0.397 Woodie Fryman, R (8, PH) (9, 1)										1	0	0	0	0	1	0																			
Inning Stats	R: 4 E: 0 K: 1 S: 9	H: 4 LOB: 1 BB: 1 P: 13	R: 0 E: 0 K: 2 S: 7	H: 0 LOB: 0 BB: 0 P: 7	R: 1 E: 0 K: 0 S: 5	H: 2 LOB: 2 BB: 1 P: 9	R: 0 E: 0 K: 1 S: 5	H: 0 LOB: 0 BB: 0 P: 5	R: 0 E: 0 K: 0 S: 3	H: 1 LOB: 0 BB: 0 P: 3	R: 0 E: 0 K: 0 S: 4	H: 2 LOB: 1 BB: 0 P: 4	R: 1 E: 0 K: 0 S: 4	H: 1 LOB: 1 BB: 1 P: 8	R: 4 E: 0 K: 0 S: 7	H: 4 LOB: 3 BB: 3 P: 19		1B: 9 2B: 1 3B: 2 HR: 2	SF: 0 SAC: 1 DP: 0 HBP: 0	WP: 0 PB: 0 SB: 1 CS: 2	PA: 42														
PITCHER	IP WLS BF H R ER SO BB IBB HBP BLK WP HR S P ERA WHIP																																		
Kevin Kobel, L ERA: 3.42 (1, 1)	6.0	27	9	5	5	4	2	0	0	0	0	0	0	0	2	33	41	7.50	1.833																
Dale Murray, R ERA: 4.7 (7, 1)	1.2	L	11	3	5	5	0	3	0	0	0	0	0	8	20	27.00	3.600																		
Dwight Bernard, R ERA: 5.55 (8, 1)	0.1	4	2	0	0	0	1	0	0	0	0	0	0	3	7	0.00	9.000																		

Batter	1	2	3	4	5	6	7	8	9	AB	R	H	RBI	BB	SO	LOB	TOP			
Jose Cardenal, R OBP: 0.333, SLG: 0.327										4	0	2	1	0	0	1	<p>New York Mets @ Montreal Expos Olympic Stadium, Montreal, QB Sat Aug 04 1979, 3:33 AM EDT Att: 32,108 - Unknown</p>			
Frank Taveras, R OBP: 0.293, SLG: 0.335										4	0	0	0	0	0	4				
Lee Mazzilli, S OBP: 0.407, SLG: 0.472										3	0	0	0	1	0	2				
Willie Montanez, L OBP: 0.284, SLG: 0.318										4	1	3	0	0	0	2				
John Stearns, R OBP: 0.323, SLG: 0.383										4	1	2	2	0	0	1				
Richie Hebner, L OBP: 0.347, SLG: 0.370										4	0	0	0	0	0	2				
Joel Youngblood, R OBP: 0.358, SLG: 0.482										4	0	0	0	0	0	1				
Doug Flynn, R OBP: 0.268, SLG: 0.324									3	1	1	0	0	0	0					
Craig Swan, R OBP: 0.188, SLG: 0.136										2	0	1	0	0	0	1				
Neil Allen, R (6, 1)										1	0	0	0	0	0	0				
Inning Stats	R: 0 E: 1 K: 0 S: 3	H: 0 LOB: 1 BB: 1 P: 7	R: 0 E: 0 K: 0 S: 3	H: 0 LOB: 0 BB: 0 P: 3	R: 1 E: 0 K: 0 S: 5	H: 2 LOB: 1 BB: 0 P: 5	R: 2 E: 0 K: 0 S: 5	H: 2 LOB: 0 BB: 0 P: 5	R: 0 E: 0 K: 0 S: 3	H: 1 LOB: 0 BB: 0 P: 3	R: 0 E: 0 K: 0 S: 3	H: 0 LOB: 0 BB: 0 P: 3	R: 0 E: 0 K: 0 S: 4	H: 1 LOB: 1 BB: 0 P: 4	R: 0 E: 0 K: 0 S: 4	H: 2 LOB: 1 BB: 0 P: 4	1B: 5 2B: 3 3B: 0 HR: 1	SF: 0 SAC: 0 DP: 4 HBP: 0	WP: 1 PB: 1 SB: 1 CS: 0	PA: 34
PITCHER	IP WLS BF H R ER SO BB IBB HBP BLK WP HR S P ERA WHIP	IP WLS BF H R ER SO BB IBB HBP BLK WP HR S P ERA WHIP																		
Bill Lee, L ERA: 3.46	(1, 1) 8.0 L 30 7 3 3 0 1 0 0 0 0 0 1 29 33 3.38 1.000																			
Woodie Fryman, L ERA: 3.46	(9, 1) 0.2 3 2 0 0 0 0 0 0 0 0 1 0 3 3 0.00 3.000																			
Elias Sosa, R ERA: 1.89	(9, 1) 0.1 1 0 0 0 0 0 0 0 0 0 0 0 1 1 0.00 0.000																			

Batter	1	2	3	4	5	6	7	8	9	AB	R	H	RBI	BB	SO	LOB	BOTTOM			
Warren Cromartie, L OBP: 0.316, SLG: 0.422										3	0	1	1	0	1	0	<p>New York Mets @ Montreal Expos Olympic Stadium, Montreal, QB Sat Aug 04 1979, 3:33 AM EDT Att: 32,108 - Unknown</p>			
Jerry White, S OBP: 0.362, SLG: 0.422										4	0	1	0	0	0	1				
Rodney Scott, S OBP: 0.325, SLG: 0.300										4	0	1	0	0	1	0				
Andre Dawson, R OBP: 0.302, SLG: 0.477										4	0	0	0	0	0	2				
Tony Perez, R OBP: 0.329, SLG: 0.438										4	0	1	0	0	1	2				
Gary Carter, R OBP: 0.343, SLG: 0.490										4	0	1	0	0	1	2				
Ellis Valentine, R OBP: 0.311, SLG: 0.480										4	0	0	0	0	1	1				
Larry Parrish, R OBP: 0.360, SLG: 0.512									3	1	3	0	0	0	0	0				
Chris Speier, R OBP: 0.306, SLG: 0.313										3	1	1	1	0	0	2				
Bill Lee, L OBP: 0.167, SLG: 0.167										1	0	0	0	0	0	1				
Tom Hutton, L OBP: 0.406, SLG: 0.436										1	0	0	0	0	0	0				
Woodie Fryman, R (9, 1)										0	0	0	0	0	0	0				
Elias Sosa, R OBP: 0.273, SLG: 0.300										0	0	0	0	0	0	0				
Inning Stats	R: 0 E: 0 K: 2 S: 9	H: 2 LOB: 2 BB: 0 P: 9	R: 0 E: 0 K: 0 S: 4	H: 1 LOB: 1 BB: 0 P: 4	R: 0 E: 0 K: 1 S: 5	H: 0 LOB: 0 BB: 0 P: 5	R: 0 E: 0 K: 0 S: 3	H: 0 LOB: 0 BB: 0 P: 3	R: 0 E: 0 K: 1 S: 5	H: 1 LOB: 0 BB: 0 P: 5	R: 0 E: 0 K: 0 S: 5	H: 0 LOB: 0 BB: 0 P: 5	R: 0 E: 0 K: 1 S: 5	H: 0 LOB: 1 BB: 0 P: 5	R: 0 E: 0 K: 0 S: 4	H: 1 LOB: 1 BB: 0 P: 4	1B: 5 2B: 3 3B: 1 HR: 0	SF: 0 SAC: 1 DP: 2 HBP: 0	WP: 0 PB: 0 SB: 2 CS: 0	PA: 33
PITCHER	IP WLS BF H R ER SO BB IBB HBP BLK WP HR S P ERA WHIP	IP WLS BF H R ER SO BB IBB HBP BLK WP HR S P ERA WHIP																		
Craig Swan, R ERA: 3.14	(1, 1) 5.2 W 22 2 2 2 3 0 0 0 0 0 0 0 15 15 0.00 0.600																			
Neil Allen, R ERA: 4.06	(6, 1) 3.1 S 11 2 0 0 2 0 0 0 0 0 0 0 15 15 0.00 0.600																			

Batter	1	2	3	4	5	6	7	8	9	AB	R	H	RBI	BB	SO	LOB	TOP										
Jose Cardenal, R OBP: 0.338, SLG: 0.404 (1, 9)	0-0 2B	0-0 6-3			0-0 F2		0-0 HR		0-3 K	5	1	2	1	0	1	1	New York Mets @ Montreal Expos Olympic Stadium, Montreal, QB Sun Aug 05 1979, 3:33 AM EDT Unknown										
Frank Taveras, R OBP: 0.296, SLG: 0.340 (1, 6)	0-3 K		0-0 2B		0-0 FC5-4 1B		0-0 2B 1B		0-3 K	5	1	3	0	0	2	1											
Lee Mazzilli, S OBP: 0.406, SLG: 0.473 (1, 8)	0-3 K		0-0 2B		0-0 FC5-4 1-2		0-0 F9			4	0	1	0	0	1	3											
Willie Montanez, L OBP: 0.284, SLG: 0.319 (1, 3)	0-0 F8		0-0 P6		0-0 F9		0-0 1-H 2B			4	0	1	1	0	0	3											
John Stearns, R OBP: 0.319, SLG: 0.379 (1, 2)		0-3 K	0-3 K			0-0 5-3	0-0 F9			4	0	0	0	0	2	2											
Joel Youngblood, R OBP: 0.357, SLG: 0.479 (1, 7)		0-0 E 3B 1B		0-0 F9		0-0 F8		0-0 L8		4	1	1	0	0	0	0											
Alex Trevino, R OBP: 0.433, SLG: 0.451 (1, 5)		0-0 E6 3B 1-2		0-3 K		0-0 1B		0-0 6-3		4	1	1	0	0	1	1											
Doug Flynn, R OBP: 0.271, SLG: 0.331 (1, 4)		0-0 1-H 2-H 3B		0-0 1B		0-0 F9		0-0 F9		4	0	2	2	0	0	1											
Dock Ellis, S OBP: 0.176, SLG: 0.125 (1, 1)		0-0 F9		0-0 F6			0-0 5-3		0-0 1-3	2	0	0	0	0	0	2											
Gil Flores, R OBP: 0.231, SLG: 0.170 (7, PH)										1	0	0	0	0	0	0											
Ed Glynn, R (7, 1)										1	0	0	0	0	0	0											
Inning Stats	R: 0 E: 0 K: 2 S: 8	H: 1 LOB: 1 BB: 0 P: 8	R: 2 E: 1 K: 1 S: 8	H: 2 LOB: 1 BB: 0 P: 8	R: 0 E: 0 K: 1 S: 6	H: 2 LOB: 1 BB: 0 P: 6	R: 0 E: 0 K: 1 S: 6	H: 1 LOB: 1 BB: 0 P: 6	R: 0 E: 0 K: 0 S: 4	H: 1 LOB: 1 BB: 0 P: 4	R: 2 E: 0 K: 0 S: 6	H: 3 LOB: 1 BB: 0 P: 6	R: 0 E: 0 K: 0 S: 3	H: 0 LOB: 0 BB: 0 P: 3	R: 0 E: 0 K: 2 S: 7	H: 0 LOB: 0 BB: 0 P: 7	1B: 5 2B: 4 3B: 1 HR: 1	SF: 0 SAC: 0 DP: 0 HBP: 0	WP: 0 PB: 0 SB: 0 CS: 0	PA: 38							
PITCHER	IP	WLS	BF	H	R	ER	SO	BB	IBB	HBP	BLK	WP	HR	S	P	ERA	WHIP										
Ross Grimsley, L ERA: 4.96 (1, 1)	6.2	L	31	11	4	3	5	0	0	0	0	0	1	41	41	4.05	1.650										
Stan Bahnsen, R ERA: 3.49 (7, 1)	0.1		1	0	0	0	0	0	0	0	0	0	0	1	1	0.00	0.000										
Scott Sanderson, R ERA: 3.54 (8, 1)	2.0		6	0	0	0	2	0	0	0	0	0	0	10	10	0.00	0.000										

Batter	1	2	3	4	5	6	7	8	9	AB	R	H	RBI	BB	SO	LOB	BOTTOM										
Warren Cromartie, L OBP: 0.315, SLG: 0.421 (1, 7)	0-0 SH1-4 1B		0-0 1-3		0-0 F4-3		0-3 K			4	0	1	0	0	1	0	New York Mets @ Montreal Expos Olympic Stadium, Montreal, QB Sun Aug 05 1979, 3:33 AM EDT Unknown										
Rodney Scott, S OBP: 0.325, SLG: 0.301 (1, 4)	0-0 SH1-4 1-2		0-0 1B		0-0 F4-3		0-0 F8			3	0	1	0	0	0	0											
Andre Dawson, R OBP: 0.302, SLG: 0.475 (1, 8)	0-0 F7		0-3 K		0-0 1B 1B		0-0 F7			4	1	1	0	0	1	2											
Tony Perez, R OBP: 0.328, SLG: 0.436 (1, 3)	0-3 K		0-3 K		0-0 SH1-4 1-3 FC 1B		0-0 6-3			4	1	1	0	0	2	2											
Gary Carter, R OBP: 0.344, SLG: 0.489 (1, 2)		0-3 K		1-0 FC6-4 HBP		0-0 SH1-4 1-2 3-H 1B		0-3 K		3	0	1	1	0	2	0											
Ellis Valentine, R OBP: 0.311, SLG: 0.479 (1, 9)		0-0 BB 1B		0-0 F7		0-0 SH1-4 1-2 2-3		0-0 5-3		3	0	1	0	0	0	1											
Larry Parrish, R OBP: 0.359, SLG: 0.509 (1, 5)		0-3 K		0-3 K		0-0 FC F4-6-3		0-0 FC5-4 1B		4	0	1	1	0	2	3											
Chris Speier, R OBP: 0.308, SLG: 0.312 (1, 6)		4-0 BB BB		0-0 FC6-4		0-0 3-H F4-6-3		0-0 FC5-4 1B		1	0	0	0	1	0	1											
Rusty Staub, L OBP: 0.336, SLG: 0.395 (6, PH)										1	0	0	0	0	0	2											
Jim Mason, L OBP: 0.250, SLG: 0.259 (7, 6)										0	0	0	0	0	0	0											
Dave Cash, R OBP: 0.472, SLG: 0.529 (9, PH)		1-2 BB		1-2		1-2				1	0	0	0	0	0	1											
Ross Grimsley, L OBP: 0.212, SLG: 0.250 (1, 1)		0-0 F8								2	0	0	0	0	0	2											
Stan Bahnsen, R (7, 1)										0	0	0	0	0	0	0											
Jerry White, S OBP: 0.359, SLG: 0.417 (7, PH)										1	0	0	0	0	1	0											
Scott Sanderson, R OBP: 0.189, SLG: 0.243 (8, 1)										0	0	0	0	0	0	0											
Duffy Dyer, R OBP: 0.296, SLG: 0.310 (9, PH)										1	0	0	0	0	0	1											
Inning Stats	R: 0 E: 0 K: 1 S: 6	H: 1 LOB: 1 BB: 0 P: 6	R: 0 E: 0 K: 2 S: 8	H: 1 LOB: 2 BB: 1 P: 12	R: 0 E: 0 K: 2 S: 5	H: 1 LOB: 1 BB: 0 P: 8	R: 0 E: 0 K: 1 S: 5	H: 0 LOB: 1 BB: 0 P: 6	R: 0 E: 0 K: 0 S: 3	H: 0 LOB: 0 BB: 0 P: 3	R: 2 E: 0 K: 0 S: 6	H: 3 LOB: 1 BB: 0 P: 6	R: 0 E: 0 K: 2 S: 7	H: 0 LOB: 0 BB: 0 P: 7	R: 0 E: 0 K: 1 S: 5	H: 0 LOB: 0 BB: 0 P: 5	R: 0 E: 0 K: 0 S: 4	H: 1 LOB: 1 BB: 0 P: 4	1B: 7 2B: 0 3B: 0 HR: 0	SF: 0 SAC: 2 DP: 1 HBP: 1	WP: 0 PB: 0 SB: 0 CS: 0	PA: 36					
PITCHER	IP	WLS	BF	H	R	ER	SO	BB	IBB	HBP	BLK	WP	HR	S	P	ERA	WHIP										
Dock Ellis, R ERA: 5.96 (1, 1)	6.0	W	26	6	2	2	6	1	0	0	0	0	0	36	41	3.00	1.167										
Ed Glynn, L ERA: 2.29 (7, 1)	3.0	S	10	1	0	0	3	0	0	0	0	0	0	16	16	0.00	0.333										

AB	38
R	4
H	11
RBI	4
BB	0
SO	7
LOB	14




livebaseballscores.com

Batter	1	2	3	4	5	6	7	8	9	AB	R	H	RBI	BB	SO	LOB	TOP										
Gil Flores, R OBP: 0.263, SLG: 0.216 (1, 9)	0-0 4-3	0-0 2B		4-0 1B BB		0-0 F8			0-0 WP 2B 1B	4	1	2	2	1	0	1											
Frank Taveras, R OBP: 0.295, SLG: 0.339 Dwight Bernard, R (6, 1)	0-0 5-3	0-0 6-3		0-0 1B BB		0-0 F8			0-0 F9	4	0	1	0	0	0	3											
John Stearns, R OBP: 0.319, SLG: 0.378 (9, PH)				1-2 2-3 1B					1-3	1	0	0	0	0	0	1											
Lee Mazzilli, S OBP: 0.408, SLG: 0.472 (1, 8)	4-0 BB			HBP 1B					0-3 K	3	0	1	0	2	2	4											
Willie Montanez, L OBP: 0.283, SLG: 0.321 (1, 3)	0-0 4-3			0-3 1B		0-0 F8			0-0 1B 2B	5	0	1	1	0	1	6											
Richie Hebner, L OBP: 0.350, SLG: 0.369 (1, 5)		4-0 1B BB 2B		1-2 HBP		0-3 K			0-0 F7	3	1	1	0	1	1	1											
Joel Youngblood, R OBP: 0.353, SLG: 0.473 (1, 7)		0-0 F8		0-0 F8		0-0 6-3			0-0 L9	5	0	0	0	0	0	6											
Ron Hodges, L OBP: 0.314, SLG: 0.238 (1, 2)		4-0 1B 2B		0-0 4-1		0-3 K			0-3 K	3	1	0	0	1	2	2											
Doug Flynn, R OBP: 0.271, SLG: 0.333 (6, 6)		0-0 F9		0-0 F3		0-0 2B			0-0 F1-6-3	4	0	1	0	0	0	2											
Wayne Twitchell, R OBP: 0.375, SLG: 0.375 Andy Hassler, L (2, 1) Dan Norman, R OBP: 0.275, SLG: 0.350 Dale Murray, R (4, 1) Alex Trevino, R OBP: 0.425, SLG: 0.441 (6, 4)		0-0 2B 1B		0-0 1B BB 1B		0-3 K			0-0 F7	1	0	1	0	0	0	0											
Inning Stats	R: 0 E: 0 K: 0 S: 3	H: 0 LOB: 1 BB: 1 P: 7	R: 2 E: 0 K: 0 S: 5	H: 2 LOB: 2 BB: 2 P: 13	R: 0 E: 0 K: 1 S: 6	H: 1 LOB: 2 BB: 0 P: 7	R: 0 E: 0 K: 1 S: 7	H: 2 LOB: 3 BB: 1 P: 11	R: 0 E: 0 K: 2 S: 7	H: 0 LOB: 0 BB: 0 P: 7	R: 0 E: 0 K: 1 S: 6	H: 1 LOB: 1 BB: 0 P: 6	R: 0 E: 0 K: 0 S: 3	H: 0 LOB: 1 BB: 1 P: 7	R: 0 E: 0 K: 1 S: 5	H: 0 LOB: 0 BB: 0 P: 5	R: 1 E: 0 K: 1 S: 8	H: 3 LOB: 2 BB: 0 P: 8	1B: 6 2B: 3 3B: 0 HR: 0	SF: 0 SAC: 0 DP: 0 HBP: 1	WP: 2 PB: 0 SB: 0 CS: 0	PA: 42					
PITCHER	IP	WLS	BF	H	R	ER	SO	BB	IBB	HBP	BLK	WP	HR	S	P	ERA	WHIP										
David Palmer, R ERA: 3.02 Rudy May, L ERA: 2.35	(1, 1) 3.1		20	5	2	2	1	4	0	1	0	0	0	17	34	5.40	2.700										
	(4, 1) 5.2	W	22	4	1	1	6	1	0	0	0	1	0	33	37	1.59	0.882										

New York Mets @ Montreal Expos
Olympic Stadium, Montreal, QB
Sun Aug 05 1979, 3:38 AM EDT
Att: 46,613 - Unknown


AB 36
R 3
H 9
RBI 3
BB 5
SO 7
LOB 27



Batter	1	2	3	4	5	6	7	8	9	AB	R	H	RBI	BB	SO	LOB	BOTTOM										
Warren Cromartie, L OBP: 0.316, SLG: 0.418 (1, 7)	4-0 F5-4-3 BB	0-0 5-3	0-0 F8		0-0 F8		4-0 1B IBB			3	0	0	0	2	0	5											
Dave Cash, R OBP: 0.438, SLG: 0.487 (1, 4)	0-0 F5-4-3 1-2	0-3 K		0-0 F4	0-0 F4		1-2 2-H 1B			5	0	1	1	0	1	3											
Andre Dawson, R OBP: 0.303, SLG: 0.473 (1, 8)	0-0 5-3		0-0 1B 1B	4-0 E S 2B BB		0-0 F8	0-0 F9			4	2	1	0	1	0	2											
Rusty Staub, L OBP: 0.341, SLG: 0.410 Tom Hutton, L OBP: 0.400, SLG: 0.429 (7, 3) (9, 9)		0-0 HR	0-0 1B 2B 1B	4-0 2B IBB		0-0 F2		0-0 P4		3	2	2	1	1	0	0											
Ellis Valentine, R OBP: 0.318, SLG: 0.489 Jerry White, S OBP: 0.356, SLG: 0.413 Tony Perez, R OBP: 0.328, SLG: 0.436 (1, 9) (8, 9) (9, 3)		4-0 S BB 2B BB	0-0 2B 1B	0-0 1B 2B	0-0 2B		0-0 2B		0-0 G3	3	1	3	2	1	0	0											
Larry Parrish, R OBP: 0.382, SLG: 0.510 (1, 5)		4-0 1-2 2B BB	0-0 1-3 3-H 2B	4-0 1-3 3-H 2B IBB		0-0 F7		0-0 5-3		3	1	1	1	2	0	1											
Chris Speier, R OBP: 0.307, SLG: 0.309 (1, 6)		4-0 1-2 2-3 BB	0-0 1-3 1B	0-0 F8		0-0 F8				3	0	0	0	1	0	5											
Duffy Dyer, R OBP: 0.333, SLG: 0.378 (1, 2)		0-0 1-3 2-H 3-H 2B	4-0 IBB	0-0 P3		0-0 1B 2B				3	1	2	2	1	0	3											
David Palmer, R Rudy May, L (1, 1) (4, 1)		0-0 F4	0-3 K		0-0 6-3		0-3 K			2	0	0	0	0	1	5											
Inning Stats	R: 0 E: 0 K: 0 S: 2	H: 0 LOB: 0 BB: 1 P: 6	R: 3 E: 0 K: 1 S: 7	H: 2 LOB: 3 BB: 3 P: 19	R: 2 E: 0 K: 1 S: 9	H: 4 LOB: 3 BB: 1 P: 13	R: 1 E: 0 K: 0 S: 4	H: 1 LOB: 3 BB: 3 P: 16	R: 0 E: 0 K: 0 S: 3	H: 0 LOB: 0 BB: 0 P: 3	R: 0 E: 0 K: 0 S: 4	H: 1 LOB: 1 BB: 0 P: 4	R: 1 E: 0 K: 1 S: 7	H: 2 LOB: 1 BB: 1 P: 11	R: 0 E: 0 K: 0 S: 3	H: 0 LOB: 0 BB: 0 P: 3	R: 0 E: 0 K: 1 S: 8	H: 0 LOB: 0 BB: 0 P: 8	1B: 4 2B: 5 3B: 0 HR: 1	SF: 0 SAC: 0 DP: 1 HBP: 0	WP: 0 PB: 0 SB: 2 CS: 0	PA: 42					
PITCHER	IP	WLS	BF	H	R	ER	SO	BB	IBB	HBP	BLK	WP	HR	S	P	ERA	WHIP										
Wayne Twitchell, R ERA: 5.01 Andy Hassler, L ERA: 4.5 Dale Murray, R ERA: 4.69 Dwight Bernard, R ERA: 5.27	(1, 1) 1.0		6	1	3	3	0	3	0	0	0	0	0	15	23	9.00	3.000										
	(2, 1) 2.0	L	13	5	2	2	2	1	1	0	0	0	0	7	19	4.50	1.000										
	(4, 1) 2.0		10	1	1	1	0	1	2	0	0	0	0	14	18	3.00	1.000										
	(6, 1) 3.0		13	3	1	1	1	0	1	0	0	0	0	14	18	3.00	1.000										

New York Mets @ Montreal Expos
Olympic Stadium, Montreal, QB
Sun Aug 05 1979, 3:38 AM EDT
Att: 46,613 - Unknown

AB 33
R 7
H 10
RBI 7
BB 9
SO 3
LOB 25



Batter	1	2	3	4	5	6	7	8	9	AB	R	H	RBI	BB	SO	LOB	TOP			
Warren Cromartie, L OBP: 0.318, SLG: 0.425 (1, 7)										4	1	2	0	0	1	0	Montreal Expos @ Philadelphia Phillies Veterans Stadium, Philadelphia, PA Tue Aug 07 1979, 7:05 PM EDT Att: 38,237 - Unknown livebaseballscorecards.com			
Rodney Scott, S OBP: 0.325, SLG: 0.303 (1, 4)										4	1	1	0	0	0	2				
Andre Dawson, R OBP: 0.303, SLG: 0.471 (1, 8)										4	0	1	0	0	1	2				
Tony Perez, R OBP: 0.330, SLG: 0.436 (1, 3)										2	0	1	2	1	1	0				
Gary Carter, R OBP: 0.341, SLG: 0.483 (1, 2)										4	0	0	0	0	2	3				
Ellis Valentine, R OBP: 0.317, SLG: 0.486 (1, 9)										4	0	1	0	0	1	2				
Larry Parrish, R OBP: 0.359, SLG: 0.506 (1, 5)										3	0	0	0	0	3	2				
Chris Speier, R OBP: 0.304, SLG: 0.305 (1, 6)										3	0	0	0	0	0	1				
Dan Schatzeder, L OBP: 0.270, SLG: 0.313 Scott Sanderson, R OBP: 0.164, SLG: 0.237 Tom Hutton, L OBP: 0.394, SLG: 0.421 Stan Bahnsen, R (8, 1)										1	0	0	0	0	0	0				
Inning Stats	R: 1 E: 0 K: 1 S: 7	H: 2 LOB: 1 BB: 0 P: 7	R: 0 E: 0 K: 1 S: 5	H: 0 LOB: 0 BB: 0 P: 5	R: 0 E: 0 K: 1 S: 5	H: 0 LOB: 0 BB: 0 P: 5	R: 0 E: 0 K: 1 S: 5	H: 1 LOB: 0 BB: 0 P: 5	R: 0 E: 0 K: 2 S: 8	H: 1 LOB: 1 BB: 0 P: 8	R: 0 E: 0 K: 2 S: 7	H: 0 LOB: 1 BB: 1 P: 11	R: 0 E: 0 K: 0 S: 3	H: 0 LOB: 0 BB: 0 P: 3	R: 1 E: 0 K: 1 S: 7	H: 2 LOB: 1 BB: 0 P: 7	1B: 3 2B: 2 3B: 1 HR: 0	SF: 1 SAC: 0 DP: 1 HBP: 0	WP: 0 PB: 0 SB: 0 CS: 0	PA: 33
PITCHER Larry Christenson, R ERA: 4.68 (1, 1)	IP: 9.0 WLS: W BF: 33 H: 6 R: 2 ER: 2 SO: 10 BB: 1 IBB: 0 HBP: 0 BLK: 0 WP: 0 HR: 0 S: 52 P: 56 ERA: 2.00 WHIP: 0.778																			

Batter	1	2	3	4	5	6	7	8	9	AB	R	H	RBI	BB	SO	LOB	BOTTOM			
Pete Rose, S OBP: 0.406, SLG: 0.427 (1, 3)										4	1	2	0	1	0	0	Montreal Expos @ Philadelphia Phillies Veterans Stadium, Philadelphia, PA Tue Aug 07 1979, 7:05 PM EDT Att: 38,237 - Unknown livebaseballscorecards.com			
Manny Trillo, R OBP: 0.299, SLG: 0.340 (1, 4)										5	2	3	1	0	1	5				
Mike Schmidt, R OBP: 0.400, SLG: 0.634 (1, 5)										3	0	0	0	1	1	4				
Greg Luzinski, R OBP: 0.349, SLG: 0.452 Greg Gross, L OBP: 0.409, SLG: 0.438 (7, PH) (8, 7)										3	0	0	0	0	1	4				
Bob Boone, R OBP: 0.391, SLG: 0.482 (1, 2)										4	0	2	1	0	0	0				
Garry Maddox, R OBP: 0.307, SLG: 0.442 (1, 8)										4	1	1	1	0	0	3				
Mike Anderson, R OBP: 0.333, SLG: 0.255 (1, 9)										4	0	0	0	0	1	2				
Larry Bowa, S OBP: 0.322, SLG: 0.314 (1, 6)										2	0	0	0	2	0	2				
Larry Christenson, R OBP: 0.458, SLG: 0.773 (1, 1)										2	0	0	0	0	0	2				
Inning Stats	R: 1 E: 0 K: 1 S: 6	H: 1 LOB: 0 BB: 0 P: 6	R: 0 E: 0 K: 0 S: 5	H: 1 LOB: 2 BB: 0 P: 5	R: 0 E: 0 K: 1 S: 6	H: 1 LOB: 1 BB: 0 P: 6	R: 0 E: 0 K: 0 S: 3	H: 0 LOB: 0 BB: 0 P: 3	R: 0 E: 0 K: 1 S: 7	H: 1 LOB: 3 BB: 1 P: 11	R: 1 E: 0 K: 1 S: 6	H: 1 LOB: 0 BB: 0 P: 6	R: 2 E: 0 K: 0 S: 6	H: 3 LOB: 2 BB: 1 P: 10	R: 0 E: 0 K: 0 S: 3	H: 0 LOB: 2 BB: 2 P: 11	1B: 4 2B: 2 3B: 0 HR: 2	SF: 1 SAC: 2 DP: 0 HBP: 0	WP: 0 PB: 0 SB: 0 CS: 0	PA: 38
PITCHER Dan Schatzeder, L ERA: 3.23 Scott Sanderson, R ERA: 3.69 Stan Bahnsen, R ERA: 3.43 (1, 1) (5, 1) (8, 1)	IP: 4.0 WLS: L BF: 14 H: 4 R: 3 ER: 3 SO: 2 BB: 0 IBB: 1 HBP: 0 BLK: 0 WP: 0 HR: 1 S: 17 P: 21 ERA: 9.00 WHIP: 1.333																			

Batter	1	2	3	4	5	6	7	8	9	AB	R	H	RBI	BB	SO	LOB	TOP			
Warren Cromartie, L OBP: 0.312, SLG: 0.416 (1, 7)	G3		F4-3			F7		L9		4	0	0	0	0	0	2	<p>Montreal Expos @ New York Mets Shea Stadium, Flushing, NY Fri Aug 10 1979, 7:05 PM EDT Unknown</p>			
Rodney Scott, S OBP: 0.321, SLG: 0.304 (1, 4)	K			F5-4-3 1B		F8		F8	4	0	1	0	0	1	0					
Andre Dawson, R OBP: 0.303, SLG: 0.467 (1, 8)	K			F5-4-3 1B		F8		F8 1B	4	0	2	0	0	1	0					
Tony Perez, R OBP: 0.332, SLG: 0.448 (1, 3)		6-3		F5-4-3 1B		F9		F9 1B	4	0	1	0	0	0	2					
Ellis Valentine, R OBP: 0.314, SLG: 0.493 (1, 9)	F8			K		K			4	0	0	0	0	2	3					
Larry Parrish, R OBP: 0.354, SLG: 0.504 (1, 5)	F7					F9		F9 L5	4	0	0	0	0	0	2					
Duffy Dyer, R OBP: 0.333, SLG: 0.373 (1, 2)			F3			3-1		F8 1B	3	0	1	0	0	0	0					
Chris Speier, R OBP: 0.305, SLG: 0.315 (1, 6)				F7 HR		F7		F8 1B	3	1	2	1	0	0	0					
Ross Grimsley, L OBP: 0.212, SLG: 0.290 Scott Sanderson, R OBP: 0.179, SLG: 0.231 Dave Cash, L OBP: 0.426, SLG: 0.475 Stan Bahnsen, R OBP: 0.258, SLG: 0.200 Tom Hutton, L OBP: 0.265, SLG: 0.264 Woodie Fryman, R OBP: 0.272, SLG: 0.334 (1, 1) (1, 1) (6, PH) (6, 1) (8, PH) (8, 1)			F4-3			F4-3		F5	0	0	0	0	0	0	0					
Inning Stats	R: 0 E: 0 K: 2 S: 7	H: 0 LOB: 0 BB: 0 P: 7	R: 0 E: 0 K: 0 S: 3	H: 0 LOB: 0 BB: 0 P: 3	R: 1 E: 0 K: 0 S: 4	H: 1 LOB: 0 BB: 0 P: 4	R: 0 E: 0 K: 1 S: 6	H: 2 LOB: 1 BB: 0 P: 6	R: 0 E: 0 K: 0 S: 3	H: 0 LOB: 0 BB: 0 P: 3	R: 0 E: 0 K: 1 S: 5	H: 0 LOB: 0 BB: 0 P: 5	R: 0 E: 0 K: 0 S: 5	H: 2 LOB: 2 BB: 0 P: 5	R: 0 E: 0 K: 0 S: 5	H: 2 LOB: 2 BB: 0 P: 5	1B: 6 2B: 0 3B: 0 HR: 1	SF: 0 SAC: 0 DP: 1 HBP: 0	WP: 0 PB: 0 SB: 0 CS: 0	PA: 33
PITCHER Craig Swan, R ERA: 3.04 (1, 1)	IP: 9.0 WLS: W BF: 33 H: 7 R: 1 ER: 1 SO: 4 BB: 0 IBB: 0 HBP: 0 BLK: 0 WP: 0 HR: 1 S: 41 P: 41 ERA: 1.00 WHIP: 0.778															PITCHER				

Batter	1	2	3	4	5	6	7	8	9	AB	R	H	RBI	BB	SO	LOB	BOTTOM			
Frank Taveras, R OBP: 0.294, SLG: 0.334 (1, 6)				F9		G6-4-3 BB		4-3		4	1	1	0	1	0	4	<p>Montreal Expos @ New York Mets Shea Stadium, Flushing, NY Fri Aug 10 1979, 7:05 PM EDT Unknown</p>			
Alex Trevino, R OBP: 0.407, SLG: 0.420 (1, 5)	F8	F8		F9		G6-4-3			4	0	0	0	0	0	4					
Lee Mazzilli, S OBP: 0.410, SLG: 0.468 Gil Flores, R OBP: 0.258, SLG: 0.200 (7, PR) (8, 8)									3	2	2	1	1	1	0					
John Stearns, R OBP: 0.314, SLG: 0.369 (1, 2)									4	1	1	0	0	0	2					
Willie Montanez, L OBP: 0.279, SLG: 0.320 (1, 3)									4	1	2	2	0	0	1					
Jose Cardenal, R OBP: 0.358, SLG: 0.368 (1, 9)									3	1	1	0	1	0	1					
Joel Youngblood, R OBP: 0.352, SLG: 0.474 (1, 7)									4	1	2	2	0	1	1					
Doug Flynn, R OBP: 0.272, SLG: 0.334 (1, 4)									4	0	2	2	0	0	2					
Craig Swan, R OBP: 0.197, SLG: 0.133 (1, 1)									1	0	0	0	1	0	1					
Inning Stats	R: 6 E: 1 K: 0 S: 9	H: 6 LOB: 1 BB: 1 P: 13	R: 0 E: 0 K: 1 S: 5	H: 0 LOB: 0 BB: 0 P: 5	R: 0 E: 0 K: 0 S: 3	H: 0 LOB: 0 BB: 0 P: 3	R: 0 E: 0 K: 0 S: 4	H: 1 LOB: 1 BB: 0 P: 4	R: 1 E: 0 K: 1 S: 7	H: 2 LOB: 1 BB: 0 P: 7	R: 0 E: 0 K: 0 S: 2	H: 0 LOB: 1 BB: 2 P: 10	R: 0 E: 0 K: 0 S: 2	H: 0 LOB: 1 BB: 1 P: 6	R: 0 E: 0 K: 0 S: 5	H: 2 LOB: 2 BB: 0 P: 5	1B: 8 2B: 3 3B: 0 HR: 0	SF: 0 SAC: 2 DP: 2 HBP: 0	WP: 0 PB: 0 SB: 0 CS: 0	PA: 37
PITCHER Ross Grimsley, L ERA: 5.33 Scott Sanderson, R ERA: 3.61 Stan Bahnsen, R ERA: 3.34 Woodie Fryman, L ERA: 3.29 (1, 1) (1, 1) (6, 1) (8, 1)	IP: 0.1 WLS: L BF: 7 H: 5 R: 6 ER: 6 SO: 6 BB: 1 IBB: 0 HBP: 0 BLK: 0 WP: 0 HR: 0 S: 6 P: 10 ERA: 162.00 WHIP: 18.000															PITCHER				

AB	33
R	1
H	7
RBI	1
BB	0
SO	4
LOB	11

AB	31
R	7
H	11
RBI	7
BB	4
SO	2
LOB	16



Batter	1	2	3	4	5	6	7	8	9	AB	R	H	RBI	BB	SO	LOB	TOP			
Warren Cromartie, L OBP: 0.309, SLG: 0.412	L5	3-1			F4-3	F5		L4		5	0	0	0	0	0	6	Montreal Expos @ New York Mets Shea Stadium, Flushing, NY Fri Aug 10 1979, 7:05 PM EDT Att: 9,161 - Unknown			
Rodney Scott, S OBP: 0.322, SLG: 0.304 Dave Cash, R OBP: 0.442, SLG: 0.488	F4-3		1B FC5-4		HR	F8		WP 1B	3 1	2 0	1 1	0 0	1 0	1 0	2 0					
Andre Dawson, R OBP: 0.307, SLG: 0.475					HR		5-3	K	5	1	3	2	0	1	1					
Rusty Staub, L OBP: 0.335, SLG: 0.399 Tom Hutton, L OBP: 0.400, SLG: 0.417	F8		F4		F9		F4-3	F9	4 1	0 0	0 0	0 0	0 0	0 0	3 1					
Ellis Valentine, R OBP: 0.310, SLG: 0.487		F8	FC5-4		F4		F4	K	5	0	0	1	0	1	2					
Larry Parrish, R OBP: 0.381, SLG: 0.523		HR	F		1B			1B	5	3	4	1	0	0	1					
Jim Mason, L OBP: 0.250, SLG: 0.258		K			2B	FC		F5	4	0	1	1	0	1	2					
Duffy Dyer, R OBP: 0.344, SLG: 0.370		BB			1B	FC1-5		P3	3	0	1	1	1	1	2					
David Palmer, R OBP: 0.133, SLG: 0.071 Elias Sosa, R OBP: 0.273, SLG: 0.300		BB			K	FC1-5		1B	3 0	0 0	0 0	0 0	0 0	0 0	0					
Inning Stats	R: 0 E: 0 K: 0 S: 4	H: 1 LOB: 1 BB: 0 P: 4	R: 1 E: 0 K: 1 S: 6	H: 1 LOB: 2 BB: 2 P: 14	R: 1 E: 0 K: 2 S: 4	H: 2 LOB: 0 BB: 0 P: 4	R: 1 E: 0 K: 2 S: 8	H: 2 LOB: 0 BB: 0 P: 8	R: 2 E: 0 K: 0 S: 4	H: 1 LOB: 0 BB: 1 P: 8	R: 0 E: 0 K: 0 S: 3	H: 0 LOB: 0 BB: 0 P: 3	R: 0 E: 0 K: 0 S: 5	H: 2 LOB: 2 BB: 0 P: 5	R: 0 E: 0 K: 2 S: 8	H: 1 LOB: 1 BB: 0 P: 8		1B: 8 2B: 2 3B: 0 HR: 2	SF: 0 SAC: 0 DP: 0 HBP: 0	WP: 1 PB: 0 SB: 0 CS: 2
PITCHER	IP	WLS	BF	H	R	ER	SO	BB	IBB	HBP	BLK	WP	HR	S	P	ERA	WHIP			
Dwight Bernard, R ERA: 5.29	4.0	L	19	6	3	3	3	2	0	0	0	0	1	22	30	6.75	2.000			
Wayne Twitchell, R ERA: 5.25	3.0		14	3	3	3	0	1	0	0	0	0	1	13	17	9.00	1.333			
Neil Allen, R ERA: 3.9	2.0		9	3	0	0	2	0	0	0	0	1	0	13	13	0.00	1.500			

AB	39
R	6
H	12
RBI	6
BB	3
SO	5
LOB	22



Batter	1	2	3	4	5	6	7	8	9	AB	R	H	RBI	BB	SO	LOB	BOTTOM			
Joel Youngblood, R OBP: 0.353, SLG: 0.476	1-3	K			6-3				1B HR	5	1	2	0	0	1	1	Montreal Expos @ New York Mets Shea Stadium, Flushing, NY Fri Aug 10 1979, 7:05 PM EDT Att: 9,161 - Unknown			
Frank Taveras, R OBP: 0.294, SLG: 0.333 Neil Allen, R OBP: 0.316, SLG: 0.371			6-3		6-3		F3	1B HR	4 1	1 0	1 0	0 0	0 0	0 0	0					
Lee Mazzilli, S OBP: 0.410, SLG: 0.474	P4				F5			4-3	5	1	2	3	0	0	1					
Richie Hebner, L OBP: 0.348, SLG: 0.363	1B BB		K			P6		2B 1B	4	1	1	0	1	2	1					
Ed Kranepool, L OBP: 0.315, SLG: 0.328						G3 1B		1H 2B	4	0	4	2	0	0	0					
Dan Norman, R OBP: 0.207, SLG: 0.259	F3		F4			G3		5-3	4	0	0	0	0	0	6					
Ron Hodges, L OBP: 0.298, SLG: 0.213					K		F4	G3	3	0	0	0	1	1	2					
Doug Flynn, R OBP: 0.269, SLG: 0.331		FC6-4			F8			F5-3	4	0	0	0	0	0	1					
Dwight Bernard, R ERA: 3.32 Gil Flores, R OBP: 0.254, SLG: 0.196 Wayne Twitchell, R OBP: 0.375, SLG: 0.375 Alex Trevino, R OBP: 0.400, SLG: 0.412		SH1-4			6-3		F8		6-3	0	0	0	0	0	0					
Inning Stats	R: 1 E: 0 K: 0 S: 5	H: 2 LOB: 2 BB: 1 P: 9	R: 0 E: 0 K: 1 S: 5	H: 0 LOB: 1 BB: 1 P: 9	R: 0 E: 0 K: 1 S: 7	H: 2 LOB: 0 BB: 0 P: 7	R: 0 E: 0 K: 1 S: 5	H: 0 LOB: 0 BB: 0 P: 5	R: 0 E: 0 K: 0 S: 4	H: 1 LOB: 1 BB: 0 P: 4	R: 0 E: 0 K: 0 S: 4	H: 1 LOB: 0 BB: 0 P: 4	R: 1 E: 0 K: 0 S: 5	H: 2 LOB: 1 BB: 0 P: 5	R: 3 E: 0 K: 1 S: 8	H: 3 LOB: 0 BB: 0 P: 8		1B: 8 2B: 2 3B: 0 HR: 1	SF: 0 SAC: 1 DP: 0 HBP: 0	WP: 0 PB: 0 SB: 2 CS: 0
PITCHER	IP	WLS	BF	H	R	ER	SO	BB	IBB	HBP	BLK	WP	HR	S	P	ERA	WHIP			
David Palmer, R ERA: 3.32	8.2	W	39	11	5	5	3	2	0	0	0	0	0	43	51	5.19	1.500			
Elias Sosa, R ERA: 1.84	0.1	S	1	0	0	0	1	0	0	0	0	0	0	3	3	0.00	0.000			



Batter	1	2	3	4	5	6	7	8	9	AB	R	H	RBI	BB	SO	LOB	TOP					
Warren Cromartie, L (1.7)										4	1	2	0	0	1	0	Montreal Expos @ Houston Astros Astrodome, Houston, TX Mon Aug 13 1979, 8:05 PM EDT Att: 21,011 - Unknown					
Rodney Scott, S (1.4)										3	0	0	0	1	0	1						
Andre Dawson, R (1.8)										4	0	1	1	0	0	2						
Tony Perez, R (1.3)										4	0	1	0	0	1	3						
Gary Carter, R (1.2)										3	0	0	0	0	1	1						
Ellis Valentine, R (1.9)										3	0	0	0	0	1	0						
Larry Parrish, R (1.5)										3	0	1	0	0	1	0						
Chris Speier, R (1.6)										2	0	0	0	0	2	0						
Tom Hutton, L (8, PH)										1	0	0	0	0	0	1						
Jim Mason, L (8, 6)										0	0	0	0	0	0	0						
Steve Rogers, R (1.1)										1	0	0	0	0	0	0						
Rudy May, L (5, 1)										0	0	0	0	0	0	0						
Jerry White, S (6, PH)										1	0	0	0	0	0	0						
Stan Bahnsen, R (6, 1)										0	0	0	0	0	0	0						
Dave Cash, R (9, PH)										1	0	0	0	0	0	0						
Inning Stats	R: 0 E: 0 K: 0 S: 3	H: 1 LOB: 1 BB: 1 P: 7	R: 0 E: 0 K: 2 S: 7	H: 0 LOB: 0 BB: 0 P: 7	R: 0 E: 0 K: 1 S: 5	H: 0 LOB: 0 BB: 0 P: 5	R: 0 E: 0 K: 0 S: 3	H: 0 LOB: 0 BB: 0 P: 3	R: 0 E: 0 K: 1 S: 5	H: 0 LOB: 0 BB: 0 P: 5	R: 0 E: 0 K: 2 S: 7	H: 0 LOB: 0 BB: 0 P: 7	R: 0 E: 0 K: 0 S: 4	H: 1 LOB: 1 BB: 0 P: 4	R: 0 E: 0 K: 0 S: 3	H: 1 LOB: 0 BB: 0 P: 3	R: 1 E: 0 K: 1 S: 7	H: 2 LOB: 1 BB: 0 P: 7	1B: 4 2B: 1 3B: 0 HR: 0	SF: 0 SAC: 0 DP: 2 HBP: 0	WP: 0 PB: 0 SB: 0 CS: 0	PA: 31
PITCHER	IP WLS BF H R ER SO BB IBB HBP BLK WP HR S P ERA WHIP																					
J.R. Richard, R (1.1)	9.0 W 31 5 1 1 7 1 0 0 0 0 0 44 48 1.00 0.667																					

AB	30
R	1
H	5
RBI	1
BB	1
SO	7
LOB	8



Batter	1	2	3	4	5	6	7	8	9	AB	R	H	RBI	BB	SO	LOB	BOTTOM				
Rafael Landestoy, S (1.4)										3	1	1	0	1	0	0	Montreal Expos @ Houston Astros Astrodome, Houston, TX Mon Aug 13 1979, 8:05 PM EDT Att: 21,011 - Unknown				
Craig Reynolds, L (1.6)										3	1	0	0	0	1						
Terry Puhl, L (1.8)										4	1	3	1	0	0	0					
Jose Cruz, L (1.7)										2	0	0	1	1	1	2					
Enos Cabell, R (1.3)										4	0	0	0	0	2	2					
Jeffrey Leonard, R (1.9)										3	1	3	1	0	0	0					
Art Howe, R (1.5)										3	0	1	1	0	0	2					
Alan Ashby, S (1.2)										2	0	0	0	1	0	0					
J.R. Richard, R (1.1)										3	0	0	0	0	0	2					
Inning Stats	R: 0 E: 0 K: 0 S: 3	H: 0 LOB: 0 BB: 0 P: 3	R: 0 E: 0 K: 0 S: 3	H: 1 LOB: 1 BB: 1 P: 7	R: 0 E: 0 K: 0 S: 4	H: 1 LOB: 1 BB: 0 P: 4	R: 2 E: 0 K: 1 S: 8	H: 3 LOB: 2 BB: 1 P: 12	R: 2 E: 1 K: 1 S: 6	H: 1 LOB: 0 BB: 1 P: 10	R: 0 E: 0 K: 0 S: 3	H: 1 LOB: 0 BB: 0 P: 3	R: 0 E: 0 K: 1 S: 5	H: 0 LOB: 0 BB: 0 P: 3	R: 0 E: 0 K: 1 S: 5	H: 1 LOB: 0 BB: 0 P: 5		1B: 6 2B: 2 3B: 0 HR: 0	SF: 1 SAC: 1 DP: 0 HBP: 0	WP: 0 PB: 0 SB: 1 CS: 3	PA: 32
PITCHER	IP WLS BF H R ER SO BB IBB HBP BLK WP HR S P ERA WHIP																				
Steve Rogers, R (1.1)	4.1 L 21 6 4 3 1 0 0 0 0 0 0 4 4 0.00 0.000																				
Rudy May, L (5, 1)	0.2 2 0 0 0 1 0 0 0 0 0 0 4 4 0.00 0.000																				
Stan Bahnsen, R (6, 1)	3.0 9 2 0 0 1 0 0 0 0 0 0 11 11 0.00 0.667																				


AB	27
R	4
H	8
RBI	4
BB	3
SO	3
LOB	9



Batter	1	2	3	4	5	6	7	8	9	AB	R	H	RBI	BB	SO	LOB	TOP		
Warren Cromartie, L (1,7) OBP: 0.309, SLG: 0.409	F7		4-3			FC3-6			FC4-6	4	0	0	0	0	0	2			
Rodney Scott, S (1,4) OBP: 0.320, SLG: 0.299	6-3			4-3		F9			F6	3	0	0	0	0	0	1			
Rusty Staub, L (9, PH) OBP: 0.334, SLG: 0.398										1	0	0	0	0	0	1			
Andre Dawson, R (1,8) OBP: 0.302, SLG: 0.466	F9			5-3					F9	4	0	0	0	0	0	1			
Tony Perez, R (1,3) OBP: 0.328, SLG: 0.443		K			4-3					3	0	0	0	0	1	0			
Gary Carter, R (1,2) OBP: 0.328, SLG: 0.463	F8					F9			4-3	3	0	0	0	0	0	0			
Ellis Valentine, R (1,9) OBP: 0.309, SLG: 0.497						F8				3	0	1	0	0	0	0			
Larry Parrish, R (1,5) OBP: 0.362, SLG: 0.521						F6			F3	3	1	1	0	0	0	1			
Chris Speier, R (1,6) OBP: 0.302, SLG: 0.312						4-3			6-3	3	0	0	0	0	0	1			
Bill Lee, L (1,1) OBP: 0.192, SLG: 0.192						4-3				2	0	1	1	0	0	0			
Tom Hutton, L (9, PH) OBP: 0.403, SLG: 0.419									FC4-6	1	0	1	0	0	0	0			
Inning Stats	R: 0 E: 0 K: 0 S: 3	H: 0 LOB: 0 BB: 0 P: 3	R: 0 E: 0 K: 1 S: 5	H: 0 LOB: 0 BB: 0 P: 5	R: 1 E: 0 K: 0 S: 4	H: 1 LOB: 0 BB: 0 P: 4	R: 0 E: 0 K: 0 S: 3	H: 0 LOB: 0 BB: 0 P: 3	R: 0 E: 0 K: 0 S: 3	H: 0 LOB: 0 BB: 0 P: 3	R: 0 E: 1 K: 0 S: 4	H: 1 LOB: 1 BB: 0 P: 4	R: 0 E: 0 K: 0 S: 3	H: 1 LOB: 0 BB: 0 P: 3	R: 0 E: 0 K: 0 S: 4	H: 1 LOB: 1 BB: 0 P: 4	1B: 3 2B: 1 3B: 0 HR: 0	SF: 0 SAC: 0 DP: 0 HBP: 0	WP: 0 PA: 30 PB: 0 SB: 0 CS: 0
PITCHER Joaquin Andujar, R (1,1) ERA: 2.82	IP: 9.0 WLS: W BF: 30 H: 4 R: 1 ER: 1 SO: 1 BB: 0 IBB: 0 HBP: 0 BLK: 0 WP: 0 HR: 0 S: 32 P: 32 ERA: 1.00 WHIP: 0.444																		

Montreal Expos @ Houston Astros
Astrodome, Houston, TX
Tue Aug 14 1979, 8:05 PM EDT
Att: 21,871 - Unknown


AB 30
R 1
H 4
RBI 1
BB 0
SO 1
LOB 7



Batter	1	2	3	4	5	6	7	8	9	AB	R	H	RBI	BB	SO	LOB	BOTTOM		
Julio Gonzalez, R (1,4) OBP: 0.288, SLG: 0.295	F9				6-3			4-3		4	0	2	0	0	0	0			
Craig Reynolds, L (1,6) OBP: 0.291, SLG: 0.340	F9							4-3		4	0	1	0	0	0	2			
Terry Puhl, L (1,8) OBP: 0.352, SLG: 0.388	S				4-3			G3		3	0	1	0	1	0	0			
Jeffrey Leonard, R (1,9) OBP: 0.374, SLG: 0.379					F8					2	0	1	0	1	0	0			
Enos Cabell, R (1,3) OBP: 0.292, SLG: 0.349	F9				1-3			G4-6-3		3	0	0	0	0	0	3			
Jose Cruz, L (1,7) OBP: 0.383, SLG: 0.432					F8			G3		3	0	0	0	0	0	0			
Art Howe, R (1,5) OBP: 0.323, SLG: 0.372					1-3			G3		3	1	1	0	0	0	0			
Alan Ashby, S (1,2) OBP: 0.270, SLG: 0.285		K						4-3		2	0	0	0	0	1	1			
Joaquin Andujar, S (1,1) OBP: 0.098, SLG: 0.125					K			K		3	1	1	2	0	2	1			
Inning Stats	R: 0 E: 0 K: 0 S: 3	H: 1 LOB: 2 BB: 2 P: 11	R: 2 E: 0 K: 1 S: 8	H: 3 LOB: 1 BB: 0 P: 8	R: 0 E: 0 K: 0 S: 3	H: 0 LOB: 0 BB: 0 P: 3	R: 0 E: 0 K: 1 S: 5	H: 0 LOB: 0 BB: 0 P: 6	R: 0 E: 0 K: 0 S: 3	H: 2 LOB: 0 BB: 0 P: 3	R: 0 E: 0 K: 0 S: 3	H: 1 LOB: 0 BB: 0 P: 3	R: 0 E: 0 K: 1 S: 5	H: 0 LOB: 0 BB: 0 P: 5	R: 0 E: 0 K: 0 S: 3	H: 0 LOB: 0 BB: 0 P: 3	1B: 6 2B: 0 3B: 0 HR: 1	SF: 0 SAC: 0 DP: 1 HBP: 1	WP: 0 PA: 31 PB: 0 SB: 1 CS: 2
PITCHER Bill Lee, L (1,1) ERA: 3.3	IP: 8.0 WLS: L BF: 30 H: 7 R: 2 ER: 2 SO: 3 BB: 2 IBB: 0 HBP: 1 BLK: 0 WP: 0 HR: 0 S: 33 P: 42 ERA: 2.25 WHIP: 1.125																		

Montreal Expos @ Houston Astros
Astrodome, Houston, TX
Tue Aug 14 1979, 8:05 PM EDT
Att: 21,871 - Unknown

AB 27
R 2
H 7
RBI 2
BB 2
SO 3
LOB 7



Batter	1	2	3	4	5	6	7	8	9	AB	R	H	RBI	BB	SO	LOB	TOP										
Warren Cromartie, L OBP: 0.308, SLG: 0.406 (1, 7)	5-3		G1			FC4-6		F6		5	0	1	0	0	0	4	Montreal Expos @ Houston Astros Astrodome, Houston, TX Wed Aug 15 1979, 8:05 PM EDT Att: 24,885 - Unknown										
Rodney Scott, S OBP: 0.321, SLG: 0.297 (1, 4)	K				F9		F7		3	0	0	0	2	1	2												
Andre Dawson, R OBP: 0.303, SLG: 0.466 (1, 8)			F9		6-3				5	0	2	1	0	0	3												
Tony Perez, R OBP: 0.325, SLG: 0.438 (9, PH)	F7		6-3		F9		F7		4	0	0	0	0	0	4												
Tom Hutton, L OBP: 0.397, SLG: 0.413 (9, 3)									1	0	0	0	0	1	1												
Gary Carter, R OBP: 0.328, SLG: 0.461 (1, 2)		1B E G6-4-3		5-3		K		F9		4	1	1	0	0	1												
Ellis Valentine, R OBP: 0.305, SLG: 0.495 (1, 9)		E5 G6-4-3		K		F9		6-3 S FC1-2-5		4	0	1	0	0	1												
Larry Parrish, R OBP: 0.366, SLG: 0.522 (1, 5)						1B BB		6-3		3	1	2	0	1	0	1											
Chris Speier, R OBP: 0.305, SLG: 0.312 (1, 6)		G6-4-3		4-3		1B		FC1-2-5 BB		3	0	1	0	1	0	3											
Dan Schatzeder, L OBP: 0.302, SLG: 0.342 (6, PH)	F7					WP 1B 6-3		FC1-2-5		2	1	1	0	0	0	1											
Jerry White, S OBP: 0.358, SLG: 0.415 (6, 1)						1B		FC4-6		1	0	1	1	0	0	0											
Scott Sanderson, R OBP: 0.175, SLG: 0.225 (6, 1)						1B		FC4-6		1	0	0	0	0	0	2											
Inning Stats	R: 0 E: 0 K: 1 S: 6	H: 1 LOB: 1 BB: 0 P: 6	R: 1 E: 1 K: 0 S: 5	H: 2 LOB: 1 BB: 0 P: 5	R: 0 E: 0 K: 0 S: 3	H: 0 LOB: 1 BB: 1 P: 7	R: 0 E: 0 K: 1 S: 6	H: 1 LOB: 1 BB: 0 P: 6	R: 1 E: 0 K: 0 S: 5	H: 2 LOB: 1 BB: 0 P: 5	R: 1 E: 0 K: 1 S: 7	H: 2 LOB: 2 BB: 1 P: 11	R: 0 E: 0 K: 0 S: 4	H: 1 LOB: 1 BB: 0 P: 4	R: 0 E: 0 K: 0 S: 4	H: 1 LOB: 0 BB: 1 P: 8	R: 0 E: 0 K: 1 S: 4	H: 0 LOB: 0 BB: 1 P: 8	1B: 10 2B: 0 3B: 0 HR: 0	SF: 0 SAC: 0 DP: 1 HBP: 0	WP: 1 PB: 0 SB: 3 CS: 1	PA: 40					
PITCHER	IP	WLS	BF	H	R	ER	SO	BB	IBB	HBP	BLK	WP	HR	S	P	ERA	WHIP										
Joe Niekro, R ERA: 3.11 (1, 1)	7.0	L	32	9	3	2	3	2	0	0	0	1	0	36	44	2.57	1.571										
Bert Roberge, R ERA: 1.8 (8, 1)	0.1		3	1	0	0	0	1	0	0	0	0	0	2	6	0.00	6.000										
Rick Williams, R ERA: 3.25 (8, 1)	0.1		1	0	0	0	0	0	0	0	0	0	0	1	1	0.00	0.000										
Randy Niemann, L ERA: 3.86 (8, 1)	1.1		4	0	0	0	1	1	0	0	0	0	0	5	9	0.00	0.750										

Batter	1	2	3	4	5	6	7	8	9	AB	R	H	RBI	BB	SO	LOB	BOTTOM										
Cesar Cedeno, R OBP: 0.373, SLG: 0.385 (1, 3)	1B WP 1B		4-3 SH5-3 BB		1-3			FC6-4 1B		3	0	2	0	1	0	0	Montreal Expos @ Houston Astros Astrodome, Houston, TX Wed Aug 15 1979, 8:05 PM EDT Att: 24,885 - Unknown										
Craig Reynolds, L OBP: 0.285, SLG: 0.338 (1, 6)	F2		SH5-3		4-3			P6		3	0	0	0	0	2												
Terry Puhl, L OBP: 0.353, SLG: 0.389 (1, 8)			4-3				CS 1B	P4		4	0	2	0	0	2												
Jeffrey Leonard, R OBP: 0.369, SLG: 0.374 (1, 9)	K		F9				6-3	FC6-4		4	0	0	0	1	5												
Enos Cabell, R OBP: 0.294, SLG: 0.349 (1, 5)					L5			4-3		3	0	1	0	1	0												
Jose Cruz, L OBP: 0.381, SLG: 0.429 (1, 7)	F8				4-3 BB		4-3	F7		3	0	0	0	1	0												
Julio Gonzalez, R OBP: 0.280, SLG: 0.287 (1, 4)			P4		4-3			1-3		4	0	0	0	1	1												
Alan Ashby, S OBP: 0.268, SLG: 0.282 (1, 2)			F7		5-3					3	0	0	0	0	1												
Joe Niekro, R OBP: 0.123, SLG: 0.113 (7, PH)			F8							2	0	0	0	0	0												
Bert Roberge, R OBP: 0.346, SLG: 0.304 (8, 1)										1	0	0	0	0	1												
Rick Williams, R OBP: 0.346, SLG: 0.304 (8, 1)										0	0	0	0	0	0												
Randy Niemann, L OBP: 0.188, SLG: 0.133 (8, 1)										0	0	0	0	0	0												
Inning Stats	R: 0 E: 0 K: 1 S: 7	H: 2 LOB: 3 BB: 1 P: 11	R: 0 E: 0 K: 0 S: 3	H: 0 LOB: 0 BB: 0 P: 3	R: 0 E: 0 K: 0 S: 3	H: 0 LOB: 1 BB: 1 P: 7	R: 0 E: 0 K: 0 S: 3	H: 0 LOB: 0 BB: 1 P: 7	R: 0 E: 0 K: 2 S: 7	H: 2 LOB: 1 BB: 0 P: 4	R: 0 E: 0 K: 0 S: 4	H: 0 LOB: 0 BB: 0 P: 7	R: 0 E: 0 K: 0 S: 4	H: 1 LOB: 1 BB: 0 P: 4	R: 0 E: 0 K: 0 S: 3	H: 0 LOB: 0 BB: 0 P: 3	1B: 5 2B: 0 3B: 0 HR: 0	SF: 0 SAC: 1 DP: 0 HBP: 0	WP: 1 PB: 0 SB: 0 CS: 1	PA: 34							
PITCHER	IP	WLS	BF	H	R	ER	SO	BB	IBB	HBP	BLK	WP	HR	S	P	ERA	WHIP										
Dan Schatzeder, L ERA: 3.0 (1, 1)	5.0	W	20	2	0	0	2	3	0	0	0	0	0	19	31	0.00	1.000										
Scott Sanderson, R ERA: 3.5 (6, 1)	4.0	S	14	3	0	0	2	0	0	0	0	0	0	18	18	0.00	0.750										

AB	36
R	3
H	10
RBI	2
BB	4
SO	4
LOB	23



AB	30
R	0
H	5
RBI	0
BB	3
SO	3
LOB	15



Batter	1	2	3	4	5	6	7	8	9	AB	R	H	RBI	BB	SO	LOB	TOP			
Jerry Royster, R (1.4) OBP: 0.331, SLG: 0.333	0-3 K		0-0 F8			0-3 K		0-0 F7		4	0	0	0	0	2	1	Atlanta Braves @ Montreal Expos Olympic Stadium, Montreal, QB Fri Aug 17 1979, 7:05 PM EDT Att: 31,503 - Unknown			
Gary Matthews, R (1.9) OBP: 0.394, SLG: 0.521	0-0 5-3		0-0 2H 1B			0-0 E5		0-0 6-4-3 1B		4	0	2	0	0	0	0				
Jeff Burroughs, R (1.7) OBP: 0.340, SLG: 0.351	0-0 1B					0-0 F7		0-0 6-4-3 1-2		4	0	1	0	0	0	2				
Bob Horner, R (1.5) OBP: 0.363, SLG: 0.585	0-3 K					0-0 E5		0-0 F8		4	0	0	0	0	2	3				
Dale Murphy, R (1.3) OBP: 0.353, SLG: 0.488		4-0 G4-6-3 BB				0-0 F9			0-0 6-3	3	0	0	0	1	1	2				
Rowland Office, L (1.8) OBP: 0.331, SLG: 0.346		0-0 F6				0-0 L9			0-0 5-3 CS 1B	4	0	1	0	0	0	1				
Pepe Frias, R (1.6) OBP: 0.314, SLG: 0.354		0-0 G4-6-3 1-2				0-0 F9		0-0 F2	0-0 6-3 1-2	4	0	0	0	0	0	2				
Bruce Benedict, R (1.2) OBP: 0.321, SLG: 0.271			0-0 6-3			0-0 E5 FC6		0-0 FC5-4 1B		3	0	1	0	0	0	0				
Eddie Solomon, R (1.1) OBP: 0.191, SLG: 0.239			0-0 1B 2B			0-0 FC6 1-2		0-0 FC5-4 1-2		3	0	1	0	0	0	2				
Inning Stats	R: 0 E: 0 K: 2 S: 8	H: 1 LOB: 1 BB: 0 P: 8	R: 0 E: 0 K: 0 S: 2	H: 0 LOB: 0 BB: 1 P: 6	R: 0 E: 0 K: 0 S: 4	H: 2 LOB: 2 BB: 0 P: 4	R: 0 E: 0 K: 2 S: 7	H: 0 LOB: 0 BB: 0 P: 7	R: 0 E: 1 K: 0 S: 4	H: 0 LOB: 1 BB: 0 P: 4	R: 0 E: 0 K: 1 S: 7	H: 0 LOB: 2 BB: 0 P: 7	R: 0 E: 0 K: 0 S: 4	H: 1 LOB: 1 BB: 0 P: 4	R: 0 E: 0 K: 0 S: 3	H: 1 LOB: 0 BB: 0 P: 3	1B: 5 2B: 1 3B: 0 HR: 0	SF: 0 SAC: 0 DP: 1 HBP: 0	WP: 0 PB: 0 SB: 0 CS: 1	PA: 34
PITCHER David Palmer, R (1.1) ERA: 2.9	IP: 9.0 WLS: W BF: 34 H: 6 R: 0 ER: 0 SO: 5 BB: 1 IBB: 0 HBP: 0 BLK: 0 WP: 0 HR: 0 S: 43 P: 47 ERA: 0.00 WHIP: 0.778															PITCHER				


Batter	1	2	3	4	5	6	7	8	9	AB	R	H	RBI	BB	SO	LOB	BOTTOM			
Warren Cromartie, L (1.7) OBP: 0.309, SLG: 0.405	0-0 F7		0-0 1-3				0-3 K		4-0 HBP IBB	4	0	1	0	1	1	3	Atlanta Braves @ Montreal Expos Olympic Stadium, Montreal, QB Fri Aug 17 1979, 7:05 PM EDT Att: 31,503 - Unknown			
Rodney Scott, S (1.4) OBP: 0.324, SLG: 0.296	0-0 B1-3		4-0 BB		4-0 1-2 BB			0-0 F7	1-0 HBP	2	0	0	1	2	0	0				
Andre Dawson, R (1.8) OBP: 0.303, SLG: 0.464	0-0 F8		0-0 F2		0-0 F8			0-0 1B		4	0	1	0	0	0	5				
Tony Perez, R (1.3) OBP: 0.324, SLG: 0.436		0-0 L9			0-0 F8			0-0 1B		4	0	1	0	0	0	0				
Gary Carter, R (1.2) OBP: 0.327, SLG: 0.459		0-3 K			0-0 F4			0-0 E5 G5-4-3	1-2 FC6-4 1B	4	0	1	0	0	1	0				
Ellis Valentine, R (1.9) OBP: 0.308, SLG: 0.492		0-3 K			0-0 FC6-4 1B			0-0 G5-4-3 1-2	0-0 FC6-4 1-2	4	0	1	0	0	1	3				
Larry Parrish, R (1.5) OBP: 0.365, SLG: 0.520			0-0 F8		0-0 FC6-4 1-2			0-0 F8		4	1	1	0	0	0	1				
Chris Speier, R (1.6) OBP: 0.307, SLG: 0.314			0-0 1-3 SH 1B			0-0 F8		0-0 SH1-4 1B	0-0 IBB HBP 1B	4	0	2	0	0	0	1				
David Palmer, R (1.1) Tom Hutton, L (9, PH) OBP: 0.125, SLG: 0.067 OBP: 0.405, SLG: 0.422			0-0 SH 1-3			0-0 1-3		0-0 SH1-4	0-0 HBP IBB 1B	1	0	0	0	0	0	0				
Inning Stats	R: 0 E: 0 K: 0 S: 3	H: 0 LOB: 0 BB: 0 P: 3	R: 0 E: 0 K: 2 S: 7	H: 0 LOB: 0 BB: 0 P: 7	R: 0 E: 1 K: 0 S: 5	H: 1 LOB: 3 BB: 1 P: 9	R: 0 E: 0 K: 0 S: 4	H: 1 LOB: 1 BB: 0 P: 4	R: 0 E: 0 K: 0 S: 4	H: 1 LOB: 2 BB: 1 P: 8	R: 0 E: 0 K: 1 S: 6	H: 1 LOB: 0 BB: 0 P: 3	R: 0 E: 0 K: 0 S: 5	H: 3 LOB: 2 BB: 0 P: 5	R: 1 E: 0 K: 0 S: 3	H: 2 LOB: 3 BB: 1 P: 8	1B: 9 2B: 0 3B: 0 HR: 0	SF: 0 SAC: 2 DP: 1 HBP: 1	WP: 0 PB: 0 SB: 1 CS: 0	PA: 38
PITCHER Eddie Solomon, R (1.1) ERA: 4.44	IP: 8.1 WLS: L BF: 38 H: 9 R: 1 ER: 1 SO: 3 BB: 2 IBB: 1 HBP: 1 BLK: 0 WP: 0 HR: 0 S: 40 P: 53 ERA: 1.08 WHIP: 1.320															PITCHER				

Batter	1	2	3	4	5	6	7	8	9	AB	R	H	RBI	BB	SO	LOB	TOP			
Jerry Royster, R OBP: 0.335, SLG: 0.334 (1, 4)	0-0 6-3		4-0 1B BB		0-0 S 1B		4-0 G6-4-3 BB			2	0	1	0	2	0	0	Atlanta Braves @ Montreal Expos Olympic Stadium, Montreal, QB Sat Aug 18 1979, 3:33 AM EDT Att: 23,115 - Unknown			
Gary Matthews, R OBP: 0.364, SLG: 0.519 (1, 9)	0-0 F9		0-0 1B		0-0 F9		0-0 G6-4-3			4	0	1	0	0	0	3				
Jeff Burroughs, R OBP: 0.342, SLG: 0.353 (1, 7)	0-0 WP 2B		0-3 K		4-0 G1-4-3 BB			0-3 K		3	0	1	0	1	2	3				
Bob Horner, R OBP: 0.362, SLG: 0.581 (1, 5)	0-3 K		0-0 1B		0-0 G1-4-3			0-3 K		4	0	1	1	0	2	3				
Mike Lum, L OBP: 0.300, SLG: 0.330 (1, 3)		0-0 1-3	0-0 6-3			0-0 F9			0-0 4-3	4	0	0	0	0	0	3				
Rowland Office, L OBP: 0.326, SLG: 0.340 (1, 8)		0-0 F4		0-3 K		0-0 6-3			0-0 F8	4	0	0	0	0	1	0				
Joe Nolan, L OBP: 0.332, SLG: 0.362 (1, 2)		0-0 F8		0-0 F8		0-0 F8			0-0 F8	4	0	0	0	0	0	0				
Pepe Frias, R OBP: 0.314, SLG: 0.353 (1, 6)			0-0 F3		0-0 1B		0-0 F7		0-0 F9	4	0	1	0	0	0	0				
Preston Hanna, R Darrel Chaney, S (7, PH) Joey McLaughlin, R (7, 1) OBP: 0.256, SLG: 0.171 OBP: 0.333, SLG: 0.500			4-0 1B BB	0-3 K			4-0 BB			1	1	0	0	1	1	1				
Inning Stats	R: 0 E: 0 K: 1 S: 6	H: 1 LOB: 1 BB: 0 P: 6	R: 0 E: 0 K: 0 S: 3	H: 0 LOB: 0 BB: 0 P: 3	R: 1 E: 0 K: 1 S: 7	H: 2 LOB: 3 BB: 2 P: 15	R: 0 E: 0 K: 2 S: 8	H: 1 LOB: 1 BB: 0 P: 8	R: 0 E: 0 K: 0 S: 3	H: 0 LOB: 0 BB: 0 P: 3	R: 0 E: 0 K: 2 S: 7	H: 0 LOB: 1 BB: 2 P: 10	R: 0 E: 0 K: 0 S: 3	H: 0 LOB: 0 BB: 0 P: 7	R: 0 E: 0 K: 0 S: 3	H: 0 LOB: 0 BB: 0 P: 3	1B: 4 2B: 1 3B: 0 HR: 0	SF: 0 SAC: 0 DP: 2 HBP: 0	WP: 1 PB: 0 SB: 1 CS: 0	PA: 35
PITCHER Steve Rogers, R ERA: 2.7	IP: 9.0 WLS: W BF: 35 H: 5 R: 1 ER: 1 SO: 6 BB: 5 IBB: 0 HBP: 0 BLK: 0 WP: 1 HR: 0 S: 42 P: 62 ERA: 1.00 WHIP: 1.111																			

Batter	1	2	3	4	5	6	7	8	9	AB	R	H	RBI	BB	SO	LOB	BOTTOM			
Warren Cromartie, L OBP: 0.308, SLG: 0.404 (1, 7)	0-0 SH1-3 S 1B		0-0 4-3			0-0 B2-3		0-3 K		4	0	1	0	0	1	0	Atlanta Braves @ Montreal Expos Olympic Stadium, Montreal, QB Sat Aug 18 1979, 3:33 AM EDT Att: 23,115 - Unknown			
Rodney Scott, S OBP: 0.323, SLG: 0.294 (1, 4)	4-0 SH1-3 BB		0-0 4-3		0-0 F8			0-0 F7		3	0	0	0	1	0	0				
Andre Dawson, R OBP: 0.301, SLG: 0.461 (1, 8)	0-0 SH1-3		0-0 6-3		0-0 5-3			0-0 F3		3	0	0	0	0	0	0				
Rusty Staub, L OBP: 0.333, SLG: 0.406 (1, 3)	0-3 K			0-0 HR		0-0 G3		0-0 4-3		4	1	1	1	0	1	2				
Ellis Valentine, R OBP: 0.308, SLG: 0.492 Jerry White, S (9, PR) OBP: 0.358, SLG: 0.415	0-0 G3			0-0 4-3		0-3 K			0-0 SH3 1B 2B	4	0	1	0	0	1	2				
Larry Parrish, R OBP: 0.387, SLG: 0.519 (1, 5)		0-0 F6		4-0 BB BB		0-0 FC6-4 1B			0-0 SH3	2	0	1	0	1	0	0				
Duffy Dyer, R OBP: 0.328, SLG: 0.351 Dave Cash, R (9, PH) OBP: 0.444, SLG: 0.488		0-0 L7		0-3 K		0-0 FC6-4			0-0 1B	3	0	0	0	0	1	2				
Chris Speier, R OBP: 0.311, SLG: 0.316 (1, 6)		0-0 1B		4-0 1-2 BB			0-3 K			2	0	1	0	1	1	0				
Steve Rogers, R OBP: 0.185, SLG: 0.177 (1, 1)		0-0 L4		0-0 4-3			0-0 4-3			3	0	0	0	0	0	3				
Inning Stats	R: 0 E: 0 K: 1 S: 6	H: 1 LOB: 2 BB: 1 P: 10	R: 0 E: 0 K: 0 S: 4	H: 1 LOB: 1 BB: 0 P: 4	R: 0 E: 0 K: 0 S: 3	H: 0 LOB: 0 BB: 0 P: 3	R: 1 E: 0 K: 1 S: 6	H: 1 LOB: 2 BB: 2 P: 14	R: 0 E: 0 K: 1 S: 6	H: 1 LOB: 1 BB: 0 P: 6	R: 0 E: 0 K: 2 S: 7	H: 0 LOB: 0 BB: 0 P: 7	R: 0 E: 0 K: 0 S: 3	H: 0 LOB: 0 BB: 0 P: 3	R: 1 E: 0 K: 0 S: 3	H: 2 LOB: 2 BB: 0 P: 3	1B: 4 2B: 1 3B: 0 HR: 1	SF: 0 SAC: 2 DP: 0 HBP: 0	WP: 0 PB: 0 SB: 1 CS: 0	PA: 34
PITCHER Preston Hanna, R ERA: 3.63 Joey McLaughlin, R ERA: 1.99	IP: 6.0 WLS: L BF: 25 H: 4 R: 1 ER: 1 SO: 3 BB: 3 IBB: 0 HBP: 0 BLK: 0 WP: 0 HR: 1 S: 28 P: 40 ERA: 1.50 WHIP: 1.167																			

AB	30
R	1
H	5
RBI	1
BB	5
SO	6
LOB	13

AB	29
R	2
H	6
RBI	2
BB	3
SO	5
LOB	9



Batter	1	2	3	4	5	6	7	8	9	AB	R	H	RBI	BB	SO	LOB	TOP			
Jerry Royster, R OBP: 0.336, SLG: 0.334 (1, 4)	F4		4-3					F8 1B		3	0	1	0	1	0	0				
Gary Matthews, R OBP: 0.396, SLG: 0.527 (1, 9)	HR			4-3				1B		4	1	3	1	0	0	0				
Jeff Burroughs, R OBP: 0.343, SLG: 0.351 (1, 7)	G6-4-3 BB			L5				F8		2	0	0	0	2	0	2				
Bob Horner, R OBP: 0.358, SLG: 0.575 (1, 5)	G6-4-3 1-2			F3				F8		4	0	0	0	0	0	6				
Dale Murphy, R OBP: 0.399, SLG: 0.492 (1, 3)										4	0	3	0	0	0	0				
Barry Bonnell, R OBP: 0.307, SLG: 0.427 (1, 8)	K			6-3				L7		4	0	0	0	0	2	3				
Pepe Frias, R OBP: 0.311, SLG: 0.349 (1, 6)	G4-6-3 1-2			F8				F9		4	0	0	0	0	1	3				
Bruce Benedict, R OBP: 0.318, SLG: 0.267 (1, 2)								F9		2	0	0	0	0	1	0				
Mike Lum, L OBP: 0.299, SLG: 0.328 (7, PH)				K						1	0	0	0	0	0	1				
Joe Nolan, L OBP: 0.330, SLG: 0.360 (7, 2)										1	0	0	0	0	0	1				
Tony Brizzolara, R OBP: 0.083, SLG: 0.030 (1, 1)				6-3						2	0	0	0	0	0	0				
Larry Bradford, R (7, 1)										0	0	0	0	0	0	0				
Rowland Office, L OBP: 0.325, SLG: 0.339 (8, PH)										1	0	0	0	0	1	0				
Bo McLaughlin, R (8, 1)										0	0	0	0	0	0	0				
Inning Stats	R: 1 E: 0 K: 0 S: 3	H: 1 LOB: 0 BB: 1 P: 7	R: 0 E: 0 K: 1 S: 5	H: 1 LOB: 0 BB: 0 P: 5	R: 0 E: 0 K: 1 S: 5	H: 0 LOB: 0 BB: 0 P: 5	R: 0 E: 0 K: 0 S: 3	H: 0 LOB: 0 BB: 0 P: 3	R: 0 E: 0 K: 0 S: 4	H: 1 LOB: 3 BB: 2 P: 12	R: 0 E: 0 K: 2 S: 8	H: 1 LOB: 1 BB: 0 P: 8	R: 0 E: 0 K: 1 S: 7	H: 2 LOB: 2 BB: 0 P: 7	R: 0 E: 0 K: 0 S: 4	H: 1 LOB: 1 BB: 0 P: 4	1B: 6 2B: 0 3B: 0 HR: 1	SF: 0 SAC: 0 DP: 2 HBP: 0	WP: 0 PB: 0 SB: 0 CS: 0	PA: 35
PITCHER	IP WLS BF H R ER SO BB IBB HBP BLK WP HR S P ERA WHIP																			
Bill Lee, L ERA: 3.24 (1, 1)	5.2 W 20 3 1 1 2 2 0 0 0 0 1 22 30 1.59 0.882																			
Stan Bahnsen, R ERA: 3.04 (6, 1)	3.1 S 15 4 0 0 3 1 0 0 0 0 0 20 24 0.00 1.500																			

Atlanta Braves @ Montreal Expos
Olympic Stadium, Montreal, QB
Sun Aug 19 1979, 3:33 AM EDT
Att: 34,880 - Unknown

AB 32
R 1
H 7
RBI 1
BB 3
SO 5
LOB 16



Batter	1	2	3	4	5	6	7	8	9	AB	R	H	RBI	BB	SO	LOB	BOTTOM			
Warren Cromartie, L OBP: 0.306, SLG: 0.400 (1, 7)	F8									4	0	0	0	0	2	1				
Rodney Scott, S OBP: 0.323, SLG: 0.293 (1, 4)	2B 1B			F7				K		4	1	1	0	0	1	0				
Andre Dawson, R OBP: 0.301, SLG: 0.461 (1, 8)	1-3 HR 2B			1-3				F8		4	1	1	1	0	0	0				
Rusty Staub, L OBP: 0.332, SLG: 0.404 (1, 3)	1-3 2-3							F8		4	0	1	0	0	1	1				
Gary Carter, R OBP: 0.327, SLG: 0.466 (1, 2)	HR			F9				5-3		3	1	1	2	0	0	1				
Ellis Valentine, R OBP: 0.308, SLG: 0.491 (1, 9)	6-3			F2				HR 1B		3	1	1	0	0	0	0				
Larry Parrish, R OBP: 0.364, SLG: 0.515 (1, 5)				F4				F5		3	0	0	0	0	1	1				
Chris Speier, R OBP: 0.308, SLG: 0.313 (1, 6)				5-3				L9		3	0	0	0	0	0	1				
Bill Lee, L OBP: 0.204, SLG: 0.204 (1, 1)										2	0	1	0	0	1	0				
Stan Bahnsen, R OBP: 0.143, SLG: 0.571 (6, 1)								HR		1	1	1	2	0	0	0				
Inning Stats	R: 3 E: 0 K: 0 S: 6	H: 3 LOB: 0 BB: 0 P: 6	R: 0 E: 0 K: 2 S: 8	H: 1 LOB: 1 BB: 0 P: 8	R: 0 E: 0 K: 0 S: 4	H: 1 LOB: 1 BB: 0 P: 4	R: 0 E: 0 K: 0 S: 3	H: 0 LOB: 0 BB: 0 P: 3	R: 0 E: 0 K: 1 S: 5	H: 0 LOB: 0 BB: 0 P: 5	R: 0 E: 0 K: 0 S: 3	H: 0 LOB: 0 BB: 0 P: 3	R: 2 E: 0 K: 1 S: 7	H: 2 LOB: 0 BB: 0 P: 7	R: 0 E: 0 K: 2 S: 7	H: 0 LOB: 0 BB: 0 P: 7	1B: 4 2B: 1 3B: 0 HR: 2	SF: 0 SAC: 0 DP: 0 HBP: 0	WP: 0 PB: 0 SB: 0 CS: 0	PA: 31
PITCHER	IP WLS BF H R ER SO BB IBB HBP BLK WP HR S P ERA WHIP																			
Tony Brizzolara, R ERA: 5.22 (7, 1)	0.1 L 1 0 0 0 1 0 0 0 0 0 0 3 3 0.00 0.000																			
Larry Bradford, L ERA: 5.15 (8, 1)	1.0 3 0 0 0 2 0 0 0 0 0 0 7 7 0.00 0.000																			


Atlanta Braves @ Montreal Expos
Olympic Stadium, Montreal, QB
Sun Aug 19 1979, 3:33 AM EDT
Att: 34,880 - Unknown

AB 31
R 5
H 7
RBI 5
BB 0
SO 6
LOB 5



Batter	1	2	3	4	5	6	7	8	9	AB	R	H	RBI	BB	SO	LOB	TOP								
Warren Cromartie, L OBP: 0.306, SLG: 0.399 (1, 7)	F8		6-3			6-3		K		4	0	0	0	0	1	0	Montreal Expos @ Cincinnati Reds Riverfront Stadium, Cincinnati, OH Tue Aug 21 1979, 7:05 PM EDT Att: 27,065 - Unknown AB 31 R 2 H 6 RBI 2 BB 3 SO 4 LOB 11								
Rodney Scott, S OBP: 0.318, SLG: 0.288 (1, 4)	K		F8			G3		F8		4	0	0	0	0	1	0									
Jerry White, S OBP: 0.363, SLG: 0.407 (1, 8)	3-1			CS BB			HR BB	K		2	1	0	0	2	1	0									
Rusty Staub, L OBP: 0.337, SLG: 0.420 Andre Dawson, R OBP: 0.300, SLG: 0.459 (9, PR)		1B 1B		F9 1-2			HR	FC1-6 1B		4	1	3	2	0	0	1									
Tom Hutton, L OBP: 0.385, SLG: 0.397 (1, 9)	F8		6-3			P4		P6		4	0	0	0	0	2	0									
Larry Parrish, R OBP: 0.362, SLG: 0.525 (1, 5)	F3				5-3	F3		FC1-6 1-2		4	0	0	0	0	2	0									
John Tamargo, S OBP: 0.266, SLG: 0.391 (1, 2)		1B		G3-6 1B			2B	4-3		4	0	3	0	0	1	0									
Jim Mason, L OBP: 0.254, SLG: 0.250 (1, 6)	F7			G3-6 1-2			BB			2	0	0	0	1	0	3									
David Palmer, R OBP: 0.118, SLG: 0.063 Dave Cash, R OBP: 0.435, SLG: 0.477 Rudy May, L OBP: 0.250, SLG: 0.182 (6, PH)			K			G3		F9		1	0	0	0	0	1	0									
										1	0	0	0	0	0	0									
										1	0	0	0	0	0	2									
Inning Stats	R: 0 E: 0 K: 1 S: 5	H: 0 LOB: 0 BB: 0 P: 5	R: 0 E: 0 K: 0 S: 5	H: 2 LOB: 2 BB: 0 P: 5	R: 0 E: 0 K: 1 S: 5	H: 0 LOB: 0 BB: 0 P: 5	R: 0 E: 0 K: 0 S: 2	H: 0 LOB: 0 BB: 1 P: 6	R: 0 E: 0 K: 0 S: 3	H: 1 LOB: 0 BB: 0 P: 3	R: 0 E: 0 K: 0 S: 3	H: 0 LOB: 0 BB: 0 P: 3	R: 2 E: 0 K: 0 S: 5	H: 2 LOB: 2 BB: 2 P: 13	R: 0 E: 0 K: 2 S: 7	H: 0 LOB: 0 BB: 0 P: 7	R: 0 E: 0 K: 0 S: 4	H: 1 LOB: 1 BB: 0 P: 4	1B: 4 2B: 1 3B: 0 HR: 1	SF: 0 SAC: 0 DP: 1 HBP: 0	WP: 0 PB: 0 CS: 1	PA: 34			
PITCHER	IP WLS BF H R ER SO BB IBB HBP BLK WP HR S P ERA WHIP	7.0 W 27 5 2 2 2 3 0 0 0 0 1 28 40 2.57 1.143	2.0 S 7 1 0 0 2 0 0 0 0 0 0 11 11 0.00 0.500																						

livebaseballscores.com



Batter	1	2	3	4	5	6	7	8	9	AB	R	H	RBI	BB	SO	LOB	BOTTOM								
Dave Collins, S OBP: 0.361, SLG: 0.417 (1, 9)	F7			F8 S 1B						4	0	3	1	0	0	0	Montreal Expos @ Cincinnati Reds Riverfront Stadium, Cincinnati, OH Tue Aug 21 1979, 7:05 PM EDT Att: 27,065 - Unknown AB 32 R 3 H 9 RBI 3 BB 0 SO 5 LOB 14								
Joe Morgan, L OBP: 0.384, SLG: 0.363 (1, 4)	F7			F8 1-3 2H 1B	F9 1-2		F7			4	0	0	0	0	5	0									
Dave Concepcion, R OBP: 0.355, SLG: 0.436 (1, 6)	6-3			K			F9		CS 1B	4	0	1	0	0	1	1									
George Foster, R OBP: 0.399, SLG: 0.583 Paul Blair, R OBP: 0.216, SLG: 0.248 (9, 9)		K		F9			5-3		F9 1-2	4	0	0	0	0	1	2									
Johnny Bench, R OBP: 0.367, SLG: 0.422 (1, 2)		P4					G3		6-3	4	1	1	0	0	0	0									
Dan Driessen, L OBP: 0.331, SLG: 0.406 (1, 3)		K					F7 1B 1B			3	2	2	0	0	1	0									
Ray Knight, R OBP: 0.366, SLG: 0.453 (1, 5)							F7 2-3 1B 1B		4-3 S 1B 1B	3	0	0	0	0	3	0									
Cesar Geronimo, L OBP: 0.323, SLG: 0.356 (1, 8)							G3		K	3	0	1	1	0	1	1									
Tom Seaver, R OBP: 0.161, SLG: 0.304 Hector Cruz, R OBP: 0.318, SLG: 0.366 Tom Hume, R OBP: 0.186, SLG: 0.190 (7, PH)							F7 1-2 3H 1B 1B		F7 1B 1B	2	0	0	0	0	1	2									
										1	0	1	1	0	0	0									
										0	0	0	0	0	0	0									
Inning Stats	R: 0 E: 0 K: 0 S: 3	H: 0 LOB: 0 BB: 0 P: 3	R: 0 E: 0 K: 2 S: 7	H: 0 LOB: 0 BB: 0 P: 7	R: 0 E: 0 K: 0 S: 3	H: 0 LOB: 0 BB: 0 P: 3	R: 0 E: 0 K: 1 S: 6	H: 1 LOB: 1 BB: 0 P: 6	R: 2 E: 0 K: 1 S: 9	H: 4 LOB: 2 BB: 0 P: 9	R: 0 E: 0 K: 0 S: 3	H: 0 LOB: 0 BB: 0 P: 3	R: 1 E: 0 K: 1 S: 8	H: 3 LOB: 3 BB: 0 P: 8	R: 0 E: 0 K: 0 S: 3	H: 1 LOB: 0 BB: 0 P: 3	1B: 9 2B: 0 3B: 0 HR: 0	SF: 0 SAC: 0 DP: 0 HBP: 0	WP: 0 PB: 0 CS: 1	PA: 32					
PITCHER	IP WLS BF H R ER SO BB IBB HBP BLK WP HR S P ERA WHIP	5.0 L 20 4 1 1 1 0 0 0 0 0 0 14 14 3.00 1.333																							

livebaseballscores.com



Batter	1	2	3	4	5	6	7	8	9	AB	R	H	RBI	BB	SO	LOB	TOP					
Warren Cromartie, L OBP: 0.311, SLG: 0.408 (1, 7)										4	1	4	0	0	0	0	Montreal Expos @ Cincinnati Reds Riverfront Stadium, Cincinnati, OH Wed Aug 22 1979, 7:05 PM EDT Att: 28,382 - Unknown					
Rodney Scott, S OBP: 0.317, SLG: 0.286 (1, 4)										3	0	0	0	1	1	3						
Andre Dawson, R OBP: 0.302, SLG: 0.460 (1, 8)										4	0	2	0	0	0	2						
Tony Perez, R OBP: 0.330, SLG: 0.457 (1, 3)										3	1	2	1	1	0	2						
Gary Carter, R OBP: 0.321, SLG: 0.457 (1, 2)									4	0	0	0	0	1	5							
Ellis Valentine, R OBP: 0.304, SLG: 0.484 Jerry White, S OBP: 0.365, SLG: 0.404 (1, 9) (5, 9)										2	0	0	0	0	0	1						
Larry Parrish, R OBP: 0.359, SLG: 0.520 (1, 5)										4	0	0	0	0	0	1						
Chris Speier, R OBP: 0.306, SLG: 0.306 (1, 6)											3	0	0	0	1	0						
Steve Rogers, R OBP: 0.185, SLG: 0.177 Stan Bahnsen, R OBP: 0.125, SLG: 0.500 Tom Houston, L OBP: 0.340, SLG: 0.391 Elias Sosa, R OBP: 0.310, SLG: 0.300 Rusty Staub, L OBP: 0.320, SLG: 0.418 Ross Grimsley, L OBP: 0.212, SLG: 0.290 (1, 1) (2, 1) (5, PH) (5, 1) (7, PH) (7, 1)										0	0	0	0	0	0	0						
Inning Stats	R: 0 E: 0 K: 0 S: 3	H: 1 LOB: 0 BB: 0 P: 3	R: 1 E: 0 K: 1 S: 6	H: 1 LOB: 0 BB: 0 P: 6	R: 0 E: 0 K: 0 S: 4	H: 1 LOB: 1 BB: 0 P: 4	R: 0 E: 0 K: 0 S: 3	H: 0 LOB: 0 BB: 1 P: 7	R: 0 E: 0 K: 0 S: 2	H: 0 LOB: 0 BB: 1 P: 6	R: 1 E: 0 K: 0 S: 4	H: 2 LOB: 1 BB: 1 P: 8	R: 0 E: 0 K: 0 S: 3	H: 0 LOB: 1 BB: 1 P: 7	R: 0 E: 0 K: 0 S: 7	H: 2 LOB: 2 BB: 0 P: 7		R: 0 E: 0 K: 0 S: 3	H: 0 LOB: 0 BB: 0 P: 3	1B: 4 2B: 3 3B: 0 HR: 1	SF: 0 SAC: 0 DP: 4 HBP: 0	WP: 0 PB: 0 SB: 0 CS: 0
PITCHER Michael LaCoss, R ERA: 2.82 (1, 1)	IP: 9.0 WLS: W BF: 35 H: 8 R: 2 ER: 2 SO: 2 BB: 4 IBB: 0 HBP: 0 BLK: 0 WP: 0 HR: 1 S: 35 P: 51 ERA: 2.00 WHIP: 1.333															PITCHER						

AB	31
R	2
H	8
RBI	1
BB	4
SO	2
LOB	17



Batter	1	2	3	4	5	6	7	8	9	AB	R	H	RBI	BB	SO	LOB	BOTTOM			
Dave Collins, S OBP: 0.369, SLG: 0.424 (1, 9)										5	1	4	0	0	0	0	Montreal Expos @ Cincinnati Reds Riverfront Stadium, Cincinnati, OH Wed Aug 22 1979, 7:05 PM EDT Att: 28,382 - Unknown			
Joe Morgan, L OBP: 0.391, SLG: 0.366 (1, 4)										2	2	2	1	3	0	0				
Dave Concepcion, R OBP: 0.352, SLG: 0.431 (1, 6)										5	0	0	0	0	1	9				
George Foster, R OBP: 0.398, SLG: 0.589 (1, 7)										4	1	1	2	0	1	6				
Johnny Bench, R OBP: 0.368, SLG: 0.431 (1, 2)										4	1	2	3	0	1	0				
Dan Driessen, L OBP: 0.330, SLG: 0.405 (1, 3)										4	0	1	0	0	0	1				
Ray Knight, R OBP: 0.365, SLG: 0.451 (1, 5)										4	1	1	0	0	1	1				
Cesar Geronimo, L OBP: 0.325, SLG: 0.356 (1, 8)										3	1	1	0	1	0	1				
Michael LaCoss, R OBP: 0.167, SLG: 0.127 (1, 1)										2	0	0	0	0	2	2				
Inning Stats	R: 2 E: 0 K: 1 S: 7	H: 3 LOB: 1 BB: 1 P: 11	R: 1 E: 2 K: 1 S: 8	H: 2 LOB: 3 BB: 1 P: 12	R: 0 E: 0 K: 2 S: 9	H: 2 LOB: 2 BB: 0 P: 9	R: 3 E: 0 K: 0 S: 6	H: 3 LOB: 0 BB: 0 P: 6	R: 0 E: 0 K: 1 S: 5	H: 0 LOB: 0 BB: 0 P: 5	R: 0 E: 0 K: 0 S: 3	H: 0 LOB: 1 BB: 1 P: 7	R: 0 E: 0 K: 1 S: 5	H: 0 LOB: 0 BB: 0 P: 5	R: 1 E: 0 K: 0 S: 4	H: 2 LOB: 1 BB: 1 P: 8		1B: 10 2B: 0 3B: 0 HR: 2	SF: 0 SAC: 2 DP: 1 HBP: 0	WP: 0 PB: 0 SB: 1 CS: 1
PITCHER Steve Rogers, R ERA: 2.78 Stan Bahnsen, R ERA: 3.28 Elias Sosa, R ERA: 1.79 Ross Grimsley, L ERA: 5.32 (1, 1) (2, 1) (5, 1) (7, 1)	IP: 1.0 WLS: L BF: 7 H: 4 R: 3 ER: 3 SO: 3 BB: 0 IBB: 1 HBP: 0 BLK: 0 WP: 0 HR: 1 S: 22 P: 26 ERA: 9.00 WHIP: 2.000															PITCHER				

AB	33
R	7
H	12
RBI	6
BB	4
SO	6
LOB	20



Batter	1	2	3	4	5	6	7	8	9	AB	R	H	RBI	BB	SO	LOB	TOP			
Warren Cromartie, L OBP: 0.311, SLG: 0.406 (1, 7)	P4	F7					F9			3	0	0	0	1	0	2	Montreal Expos @ Atlanta Braves Atlanta-Fulton County Stadium, Atlanta, GA Fri Aug 24 1979, 7:05 PM EDT Att. 6,757 - Unknown - 75 F			
Rodney Scott, S OBP: 0.315, SLG: 0.284 (1, 4)	K	K			FC6-4 BB		P6			4	0	0	0	0	2	3				
Andre Dawson, R OBP: 0.304, SLG: 0.460 (1, 8)	BB BB 1B			F8		F8		G6-4-3 1B		4	0	2	0	0	0	1				
Tony Perez, R OBP: 0.329, SLG: 0.453 (1, 3)	BB BB 1-2 BB		K		K			G6-4-3 1-2		3	0	0	0	1	2	2				
Rusty Staub, L OBP: 0.338, SLG: 0.417 Jerry White, S OBP: 0.365, SLG: 0.404 (1, 9) (8, 9)	FC6-4 1-2 2-3 BB		FC5-4 1B		K			K		3	0	1	0	1	2	0				
Gary Carter, R OBP: 0.320, SLG: 0.463 (1, 2)	FC6-4 1-2		FC5-4 1-2		F7					4	1	1	1	0	0	4				
Larry Parrish, R OBP: 0.358, SLG: 0.525 (1, 5)		HR		K		F2				4	1	1	1	0	1	0				
Chris Speier, R OBP: 0.306, SLG: 0.305 (1, 6)		FC1-8 1B		5-3			K			4	0	1	0	0	2	0				
Bill Lee, L OBP: 0.211, SLG: 0.211 Elias Sosa, R OBP: 0.250, SLG: 0.273 (1, 1) (8, 1)	FC1-6 1-2		K							3	0	1	0	0	1	1				
										1	0	0	0	0	0	0				
Inning Stats	R: 0 E: 0 K: 1 S: 6	H: 1 LOB: 3 BB: 2 P: 14	R: 1 E: 0 K: 1 S: 7	H: 2 LOB: 1 BB: 0 P: 7	R: 0 E: 0 K: 2 S: 6	H: 1 LOB: 0 BB: 0 P: 6	R: 0 E: 0 K: 1 S: 5	H: 0 LOB: 1 BB: 1 P: 7	R: 0 E: 0 K: 1 S: 5	H: 0 LOB: 0 BB: 0 P: 5	R: 0 E: 0 K: 1 S: 6	H: 1 LOB: 1 BB: 0 P: 6	R: 0 E: 0 K: 1 S: 5	H: 1 LOB: 0 BB: 0 P: 5	R: 1 E: 0 K: 1 S: 6	H: 1 LOB: 0 BB: 0 P: 6	1B: 5 2B: 0 3B: 0 HR: 2	SF: 0 SAC: 0 DP: 1 HBP: 0	WP: 0 PB: 0 SB: 1 CS: 0	PA: 36
PITCHER Phil Niekro, R ERA: 3.64 (1, 1)	IP: 9.0 WLS: L BF: 36 H: 7 R: 2 ER: 2 SO: 10 BB: 3 IBB: 0 HBP: 0 BLK: 0 WP: 0 HR: 2 S: 53 P: 65 ERA: 2.00 WHIP: 1.111																			

AB	33
R	2
H	7
RBI	2
BB	3
SO	10
LOB	13



Batter	1	2	3	4	5	6	7	8	9	AB	R	H	RBI	BB	SO	LOB	BOTTOM			
Jerry Royster, R OBP: 0.330, SLG: 0.331 (1, 4)	6-3		F9			6-3		F8		4	0	0	0	0	0	1	Montreal Expos @ Atlanta Braves Atlanta-Fulton County Stadium, Atlanta, GA Fri Aug 24 1979, 7:05 PM EDT Att. 6,757 - Unknown - 75 F			
Gary Matthews, R OBP: 0.372, SLG: 0.533 (1, 9)	FC6-5 2B		P6			G6-4-3 1B		BB		3	0	2	0	1	0	0				
Jeff Burroughs, R OBP: 0.345, SLG: 0.343 (1, 7)	FC6-5 1B 2-3			1-3		G6-4-3 1-2		K		4	0	0	0	0	1	4				
Bob Horner, R OBP: 0.353, SLG: 0.559 (1, 5)	F7 1-2 1B			F7		4-3		P4		4	0	1	0	0	0	0				
Dale Murphy, R OBP: 0.360, SLG: 0.485 (1, 3)	G3					FC4 1B		G4-6-3 1B		4	0	3	0	0	0	2				
Barry Bonnell, R OBP: 0.307, SLG: 0.425 Rowland Office, L OBP: 0.326, SLG: 0.340 (1, 8) (8, FH)	P4			F8		FC4 1-2		G4-6-3 1-2		3	0	0	0	0	0	2				
Pepe Frias, R OBP: 0.309, SLG: 0.347 (1, 6)	6-3					5-3				3	0	0	0	0	0	1				
Bruce Benedict, R OBP: 0.317, SLG: 0.269 (1, 2)	F7					1-3		6-3 1B		3	0	1	0	0	0	0				
Phil Niekro, R OBP: 0.202, SLG: 0.229 (1, 1)			5-3			P2		6-3 1-2		3	0	0	0	0	0	1				
Inning Stats	R: 0 E: 0 K: 0 S: 5	H: 2 LOB: 0 BB: 0 P: 5	R: 0 E: 0 K: 0 S: 3	H: 0 LOB: 0 BB: 0 P: 3	R: 0 E: 0 K: 0 S: 4	H: 1 LOB: 0 BB: 0 P: 4	R: 0 E: 0 K: 0 S: 3	H: 0 LOB: 0 BB: 0 P: 3	R: 0 E: 0 K: 0 S: 3	H: 1 LOB: 0 BB: 0 P: 3	R: 0 E: 0 K: 0 S: 4	H: 1 LOB: 1 BB: 0 P: 4	R: 0 E: 0 K: 1 S: 6	H: 1 LOB: 2 BB: 1 P: 10	R: 0 E: 0 K: 0 S: 3	H: 1 LOB: 0 BB: 0 P: 3	1B: 6 2B: 1 3B: 0 HR: 0	SF: 0 SAC: 0 DP: 2 HBP: 0	WP: 0 PB: 0 SB: 1 CS: 0	PA: 33
PITCHER Bill Lee, L ERA: 3.09 Elias Sosa, R ERA: 1.70 (1, 1) (8, 1)	IP: 7.2 WLS: W BF: 28 H: 6 R: 0 ER: 0 SO: 6 BB: 0 IBB: 0 HBP: 0 BLK: 0 WP: 0 HR: 0 S: 28 P: 28 ERA: 0.00 WHIP: 0.783																			


AB	32
R	0
H	7
RBI	0
BB	1
SO	1
LOB	12




Batter	1	2	3	4	5	6	7	8	9	AB	R	H	RBI	BB	SO	LOB	TOP					
Cesar Cedeno, R OBP: 0.364, SLG: 0.389 (1, 3)	0-0 SH2-3 BLK 1B		0-0 2B		0-0 1-3		0-0 6-3			4	0	2	1	0	0	0	Houston Astros @ Montreal Expos Olympic Stadium, Montreal, QB Mon Aug 27 1979, 7:05 PM EDT Att: 30,410 - Unknown					
Craig Reynolds, L OBP: 0.296, SLG: 0.349 (1, 6)	0-0 SH2-3		0-0 F9			0-0 PB BB 1B		0-0 F5		3	1	1	0	0	0	1						
Terry Puhl, L OBP: 0.355, SLG: 0.387 (1, 8)	0-0 F5		0-0 4-3			4-0 PB BB 1B		0-3 K		3	1	0	0	1	1	2						
Jeffrey Leonard, R OBP: 0.364, SLG: 0.368 (1, 9)	0-3 K			0-0 1B 1B		0-3 K		0-0 CS 1B		4	0	2	0	0	2	3						
Enos Cabell, R OBP: 0.292, SLG: 0.354 (1, 5)		0-0 4-3		0-0 CS 1B		0-0 S 1B		0-0 CS	0-3 K	4	0	2	2	0	1	0						
Jose Cruz, L OBP: 0.375, SLG: 0.428 (1, 7)	0-3 K		0-3 K		0-0 F7			0-0 1-3		4	0	0	0	0	2	3						
Alan Ashby, S OBP: 0.282, SLG: 0.280 (1, 2)	0-0 F8		0-0 F7		0-3 K			0-3 K		4	0	0	0	0	2	2						
Rafael Landestoy, S OBP: 0.291, SLG: 0.251 (1, 4)			4-0 SH2-3 2B BB		0-0 F7		0-0 F8			2	1	0	0	1	0	0						
J.R. Richard, R OBP: 0.132, SLG: 0.189 (1, 1)			0-0 SH2-3		0-3 K		0-0 L3			2	0	0	0	0	1	0						
Inning Stats	R: 0 E: 0 K: 1 S: 6	H: 1 LOB: 1 BB: 0 P: 6	R: 0 E: 0 K: 1 S: 5	H: 0 LOB: 0 BB: 0 P: 5	R: 1 E: 0 K: 0 S: 4	H: 1 LOB: 1 BB: 1 P: 8	R: 0 E: 0 K: 1 S: 6	H: 2 LOB: 1 BB: 0 P: 6	R: 0 E: 0 K: 1 S: 5	H: 0 LOB: 0 BB: 0 P: 5	R: 2 E: 0 K: 2 S: 9	H: 2 LOB: 1 BB: 1 P: 13	R: 0 E: 0 K: 0 S: 3	H: 0 LOB: 0 BB: 0 P: 3	R: 0 E: 0 K: 1 S: 5	H: 1 LOB: 0 BB: 0 P: 5		R: 0 E: 0 K: 2 S: 7	H: 0 LOB: 0 BB: 0 P: 7	1B: 6 2B: 2 3B: 0 HR: 0	SF: 0 SAC: 2 DP: 1 HBP: 0	WP: 0 PB: 1 CS: 2
PITCHER	IP WLS BF H R ER SO BB IBB HBP BLK WP HR S P ERA WHIP																					
Rudy May, L ERA: 2.31 (1, 1)	5.0 L 19 4 1 1 4 1 0 0 0 0 0 26 30 1.80 1.000																					
Scott Sanderson, R ERA: 3.43 (6, 1)	2.0 9 2 2 1 2 1 0 0 0 0 0 12 16 4.50 1.500																					
Woodie Fryman, L ERA: 3.12 (8, 1)	2.0 6 1 0 0 3 0 0 0 0 0 0 12 12 0.00 0.500																					

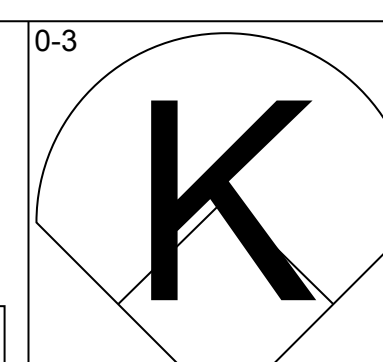
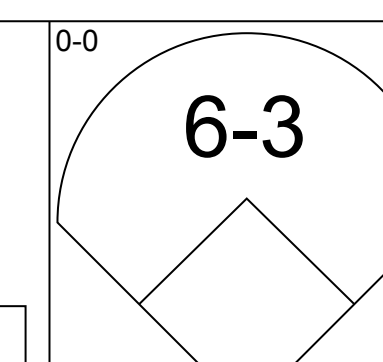
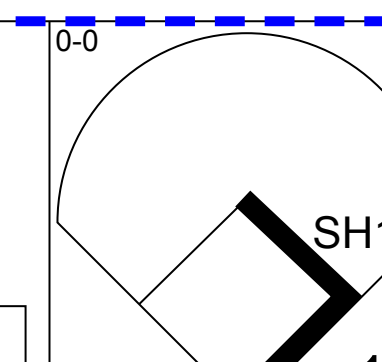
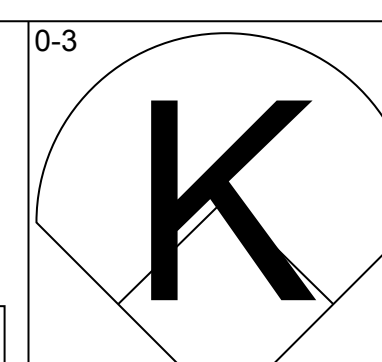
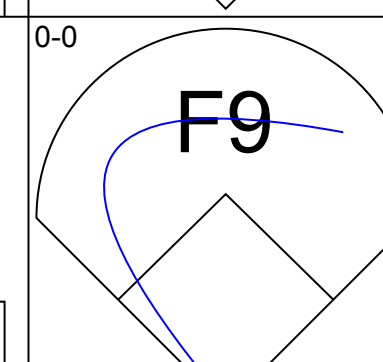
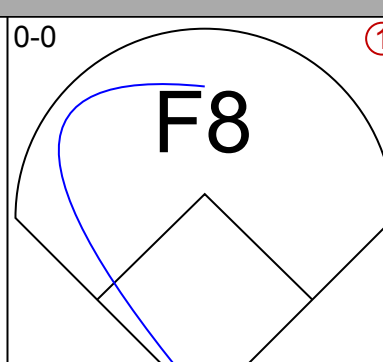
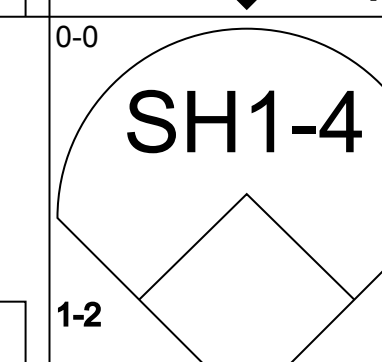
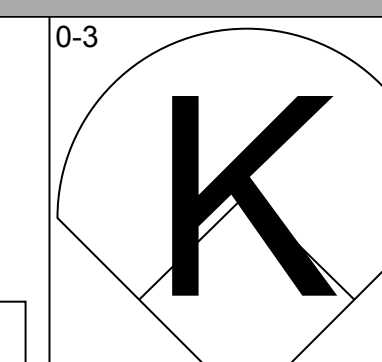
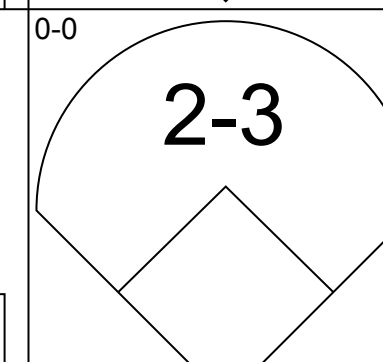
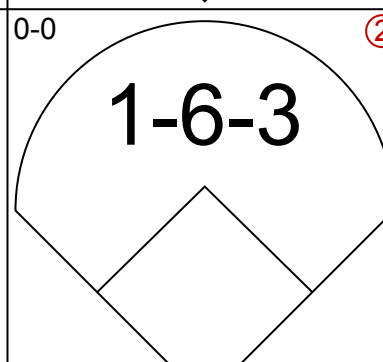
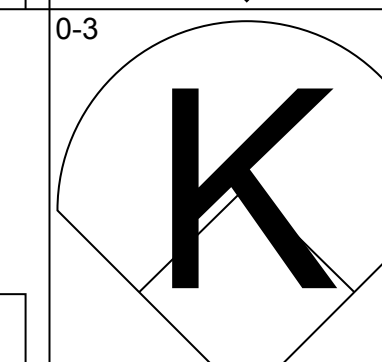
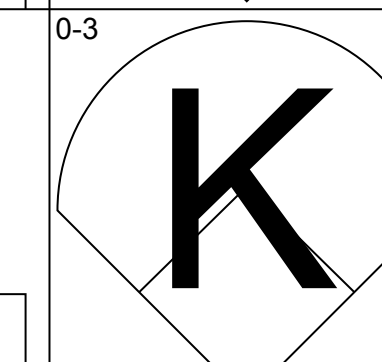
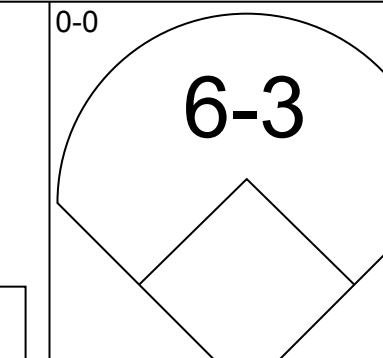
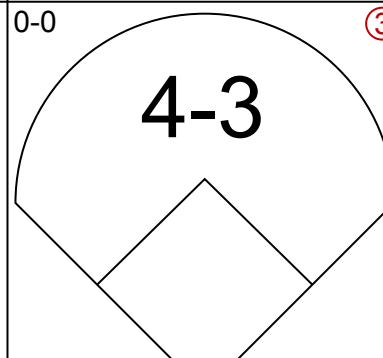
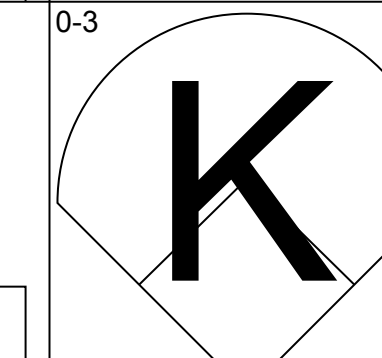
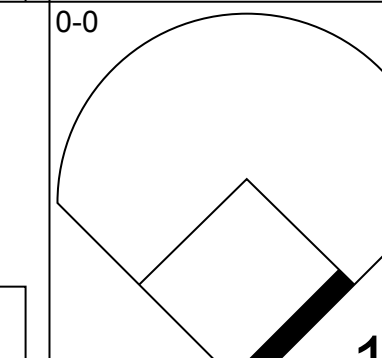
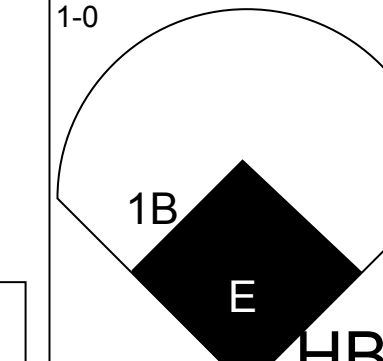
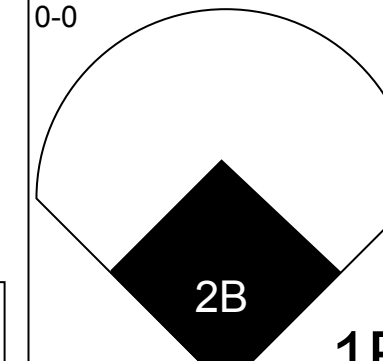
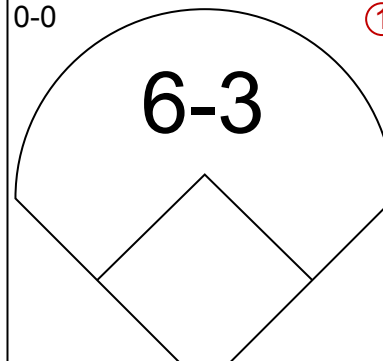
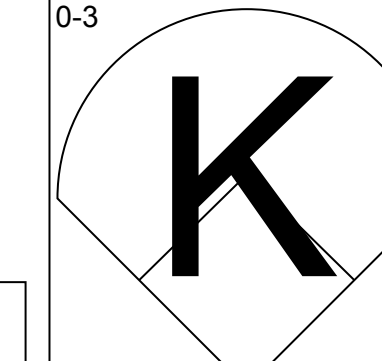
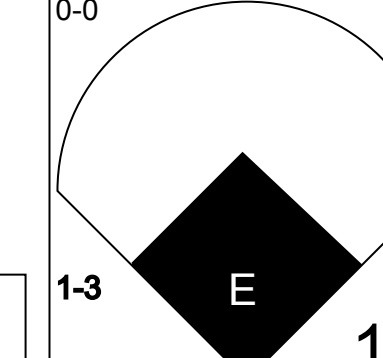
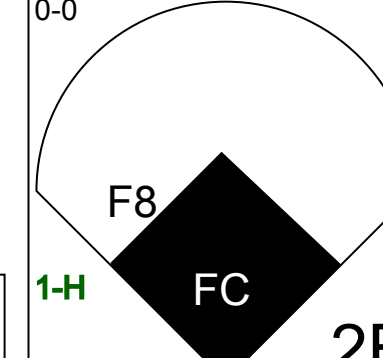
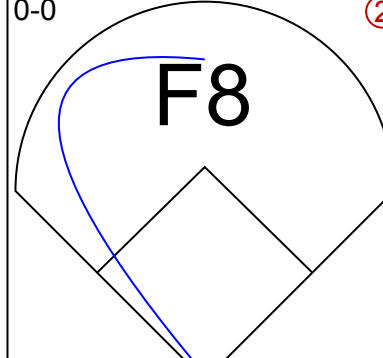
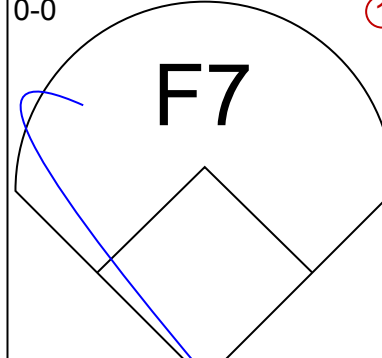
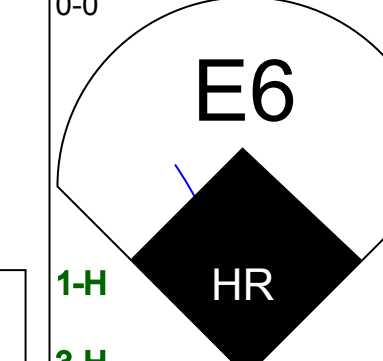
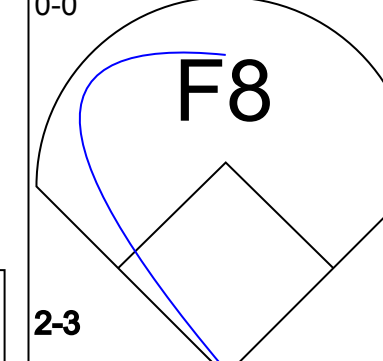
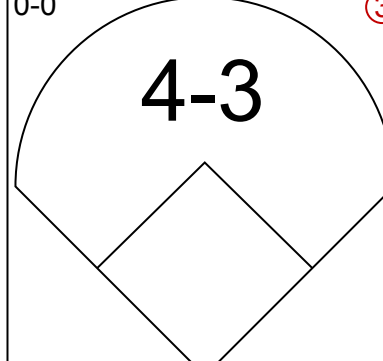
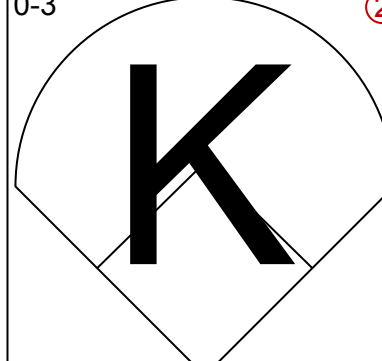
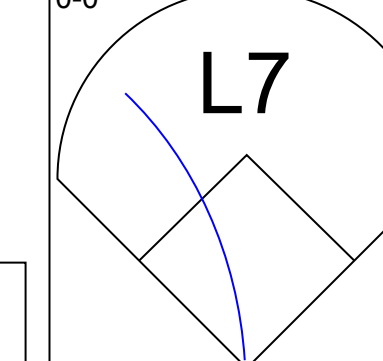
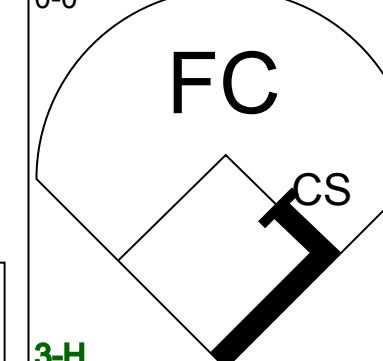

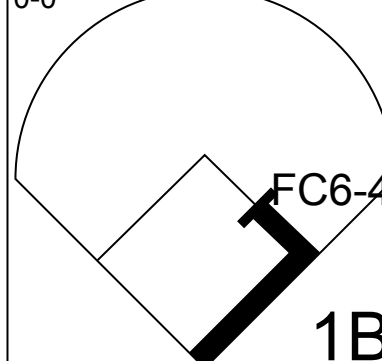
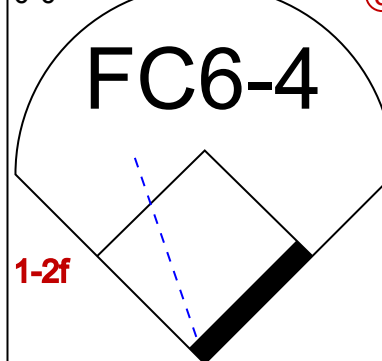
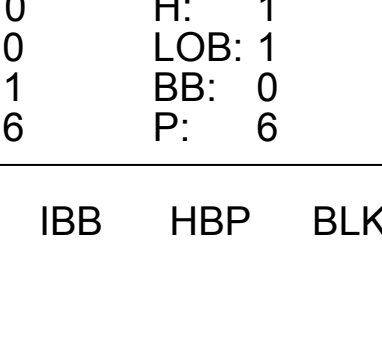
Batter	1	2	3	4	5	6	7	8	9	AB	R	H	RBI	BB	SO	LOB	BOTTOM			
Warren Cromartie, L OBP: 0.311, SLG: 0.403 (1, 7)	4-0 BB BB		0-3 K			0-0 G3	0-0 F7			3	0	0	0	1	1	2	Houston Astros @ Montreal Expos Olympic Stadium, Montreal, QB Mon Aug 27 1979, 7:05 PM EDT Att: 30,410 - Unknown			
Dave Cash, R OBP: 0.420, SLG: 0.447 (1, 4)	4-0 S BB			0-0 6-3		0-0 4-3		0-0 4-3		3	0	0	0	1	0	0				
Andre Dawson, R OBP: 0.303, SLG: 0.457 (1, 8)	0-3 K			0-3 K		1-0 BB HBP		0-3 K		3	0	0	0	0	3	1				
Tony Perez, R OBP: 0.331, SLG: 0.451 (1, 3)	0-3 K			4-0 BB		4-0 BB	1-2 BB	0-3 K		2	0	0	0	2	2	1				
Gary Carter, R OBP: 0.320, SLG: 0.461 (1, 2)		0-0 6-3		0-3 K		0-0 F7			0-0 1-3 1B	4	0	1	0	0	1	3				
Ellis Valentine, R OBP: 0.305, SLG: 0.483 (1, 9)	0-3 K				0-0 SH1-3 1B		4-0 BB BB		0-0 1-3	3	0	1	0	1	1	1				
Larry Parrish, R OBP: 0.355, SLG: 0.521 (1, 5)	0-3 K				0-0 SH1-3		0-0 F8		0-0 6-3	3	0	0	0	0	1	2				
Chris Speier, R OBP: 0.305, SLG: 0.304 (1, 6)			0-0 4-3		0-3 K		0-0 F9		0-0 F5	1	0	0	0	0	0	0				
Tom Hutton, L OBP: 0.375, SLG: 0.386 (5, PH)					0-3 K					1	0	0	0	0	1	1				
Jim Mason, L OBP: 0.247, SLG: 0.242 (6, 6)					0-3 K					2	0	0	0	0	0	2				
Rudy May, L OBP: 0.231, SLG: 0.167 (1, 1)					0-3 K		4-0 BB			1	0	0	0	0	1	0				
Rusty Staub, L OBP: 0.337, SLG: 0.416 (5, PH)										1	0	0	0	0	1	1				
Scott Sanderson, R OBP: 0.190, SLG: 0.238 (6, 1)										0	0	0	0	0	0	0				
John Tamargo, S OBP: 0.278, SLG: 0.391 (7, PH)										0	0	0	0	1	0	0				
Woodie Fryman, R OBP: 0.278, SLG: 0.391 (8, 1)										0	0	0	0	0	0	0				
Inning Stats	R: 0 E: 0 K: 2 S: 6	H: 0 LOB: 1 BB: 2 P: 14	R: 0 E: 0 K: 2 S: 7	H: 0 LOB: 0 BB: 0 P: 7	R: 0 E: 0 K: 2 S: 7	H: 0 LOB: 0 BB: 0 P: 7	R: 0 E: 0 K: 2 S: 7	H: 0 LOB: 1 BB: 1 P: 11	R: 0 E: 0 K: 0 S: 3	H: 0 LOB: 2 BB: 2 P: 8	R: 0 E: 0 K: 0 S: 3	H: 0 LOB: 2 BB: 2 P: 11	R: 0 E: 0 K: 2 S: 7	H: 0 LOB: 0 BB: 0 P: 7	R: 0 E: 0 K: 0 S: 4	H: 1 LOB: 1 BB: 0 P: 4	1B: 2 2B: 0 3B: 0 HR: 0	SF: 0 SAC: 1 DP: 0 HBP: 1	WP: 0 PB: 0 CS: 0	PA: 35
PITCHER	IP WLS BF H R ER SO BB IBB HBP BLK WP HR S P ERA WHIP																			
J.R. Richard, R ERA: 3.07 (1, 1)	9.0 W 35 2 0 0 12 6 0 1 0 0 0 52 77 0.00 0.889																			

AB	30
R	3
H	7
RBI	3
BB	2
SO	9
LOB	11



AB	27
R	0
H	2
RBI	0
BB	6
SO	12
LOB	14

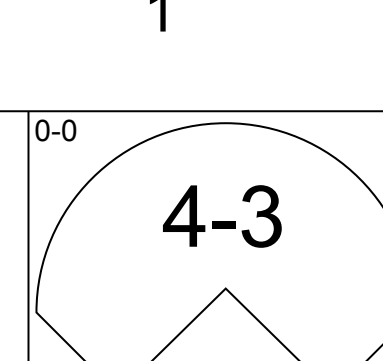
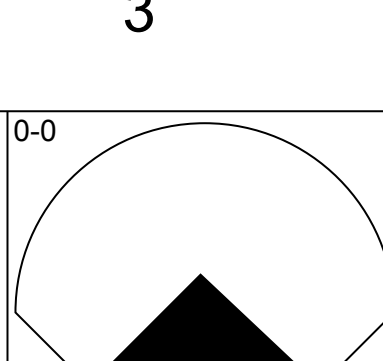
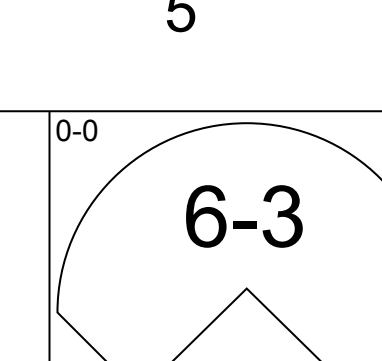
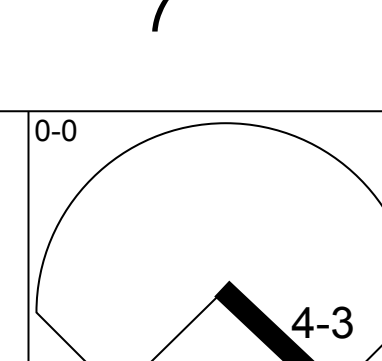
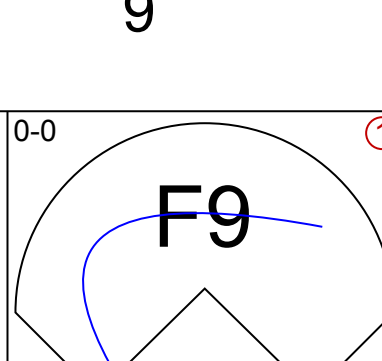
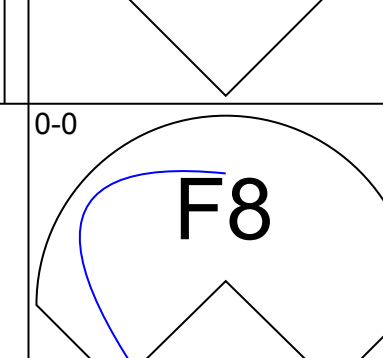
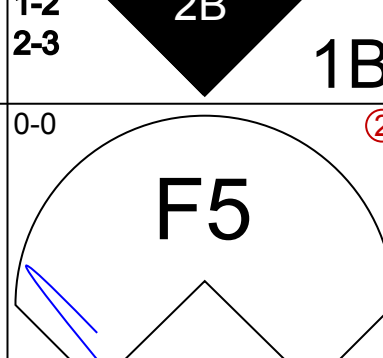
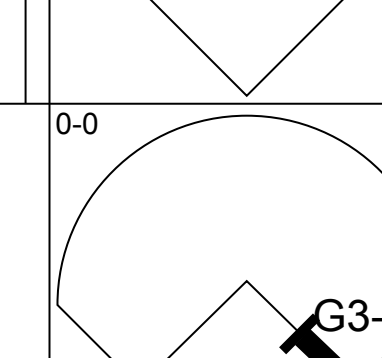
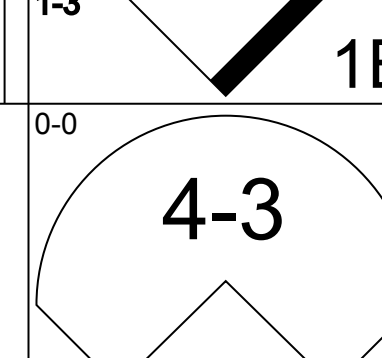
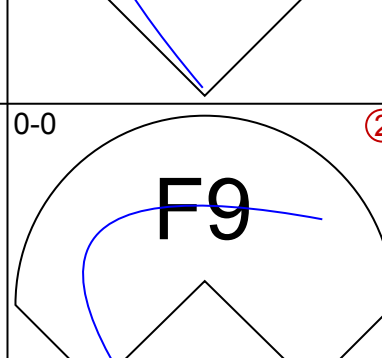
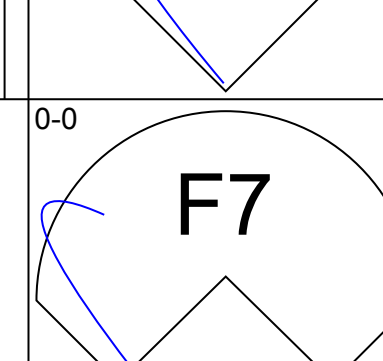
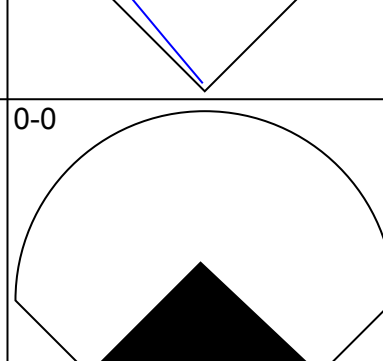
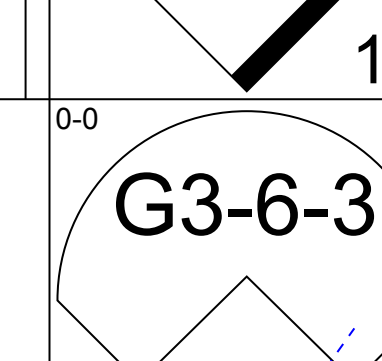
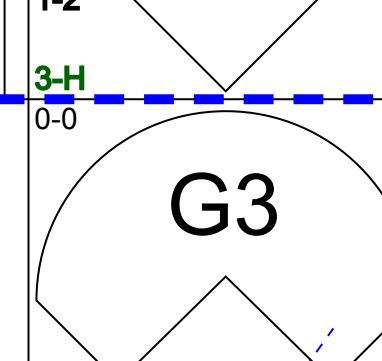
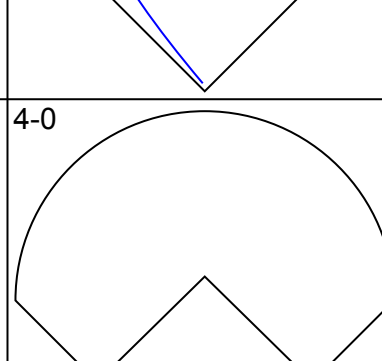
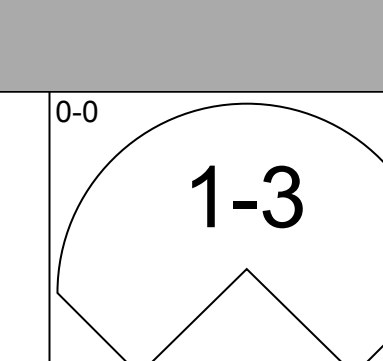
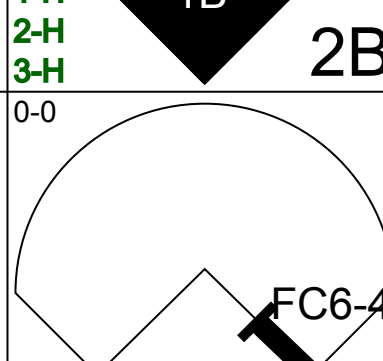
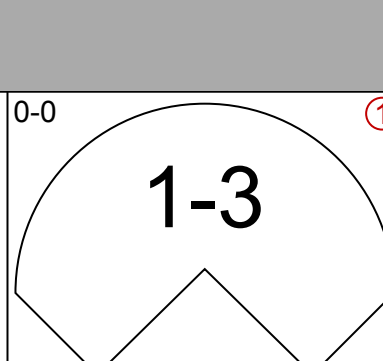
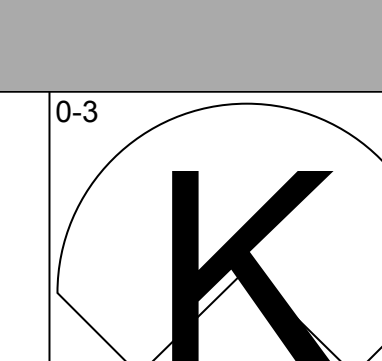
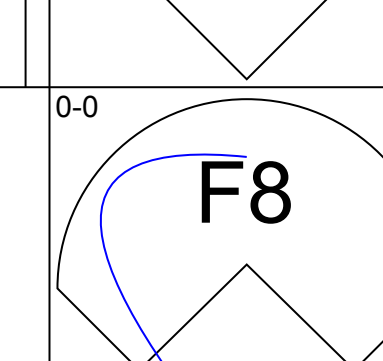
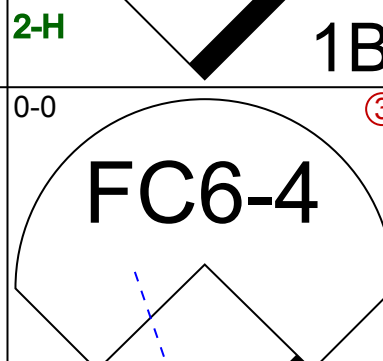
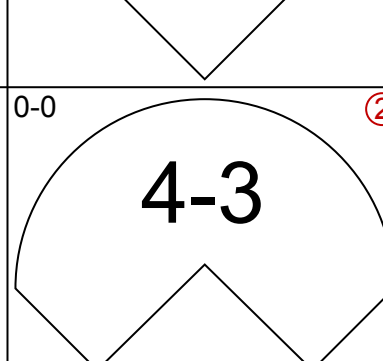
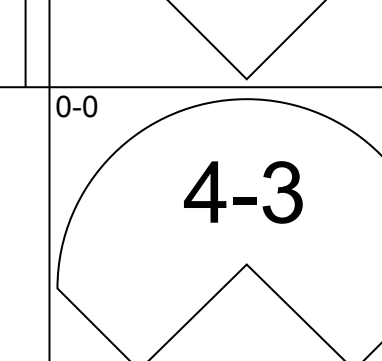
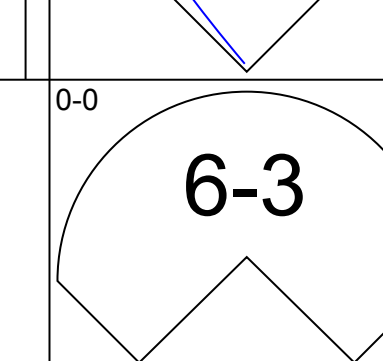
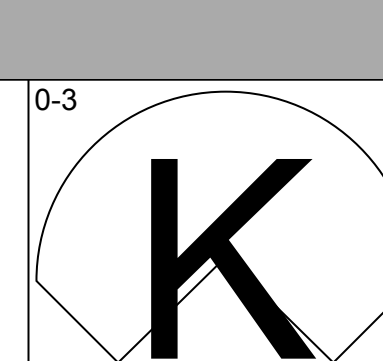
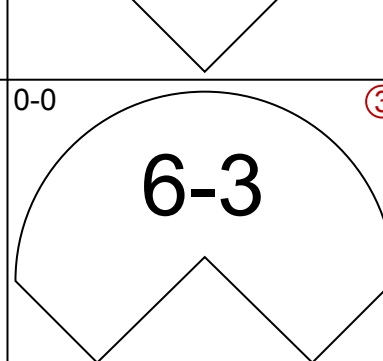
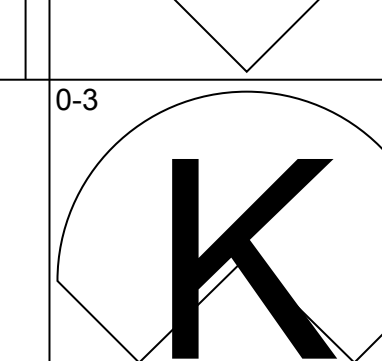
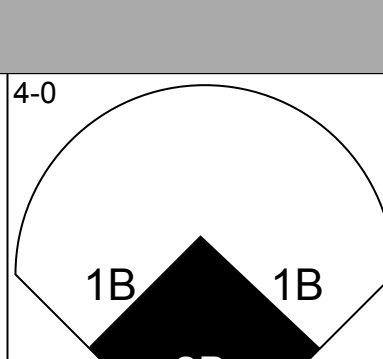
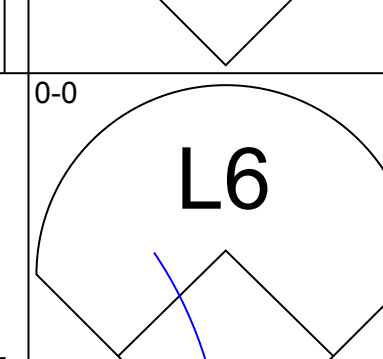
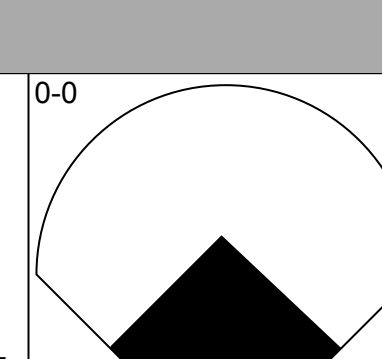
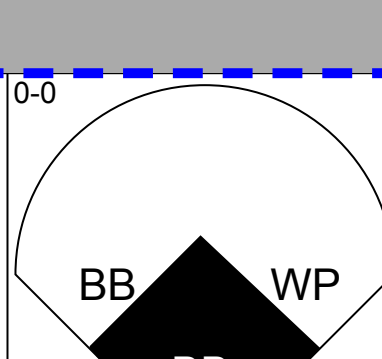
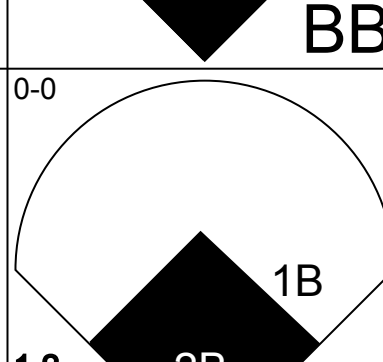
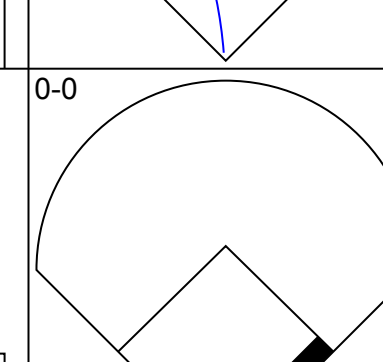
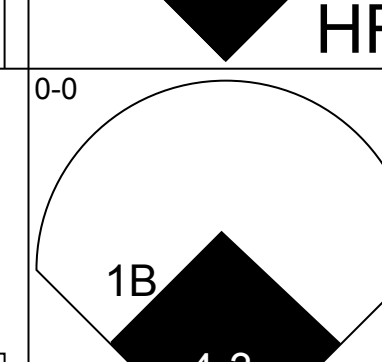
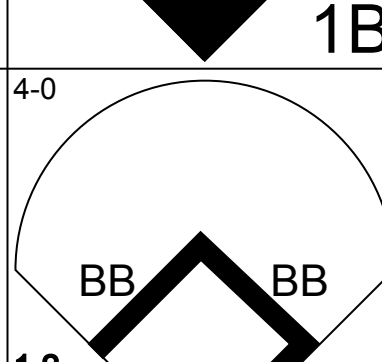
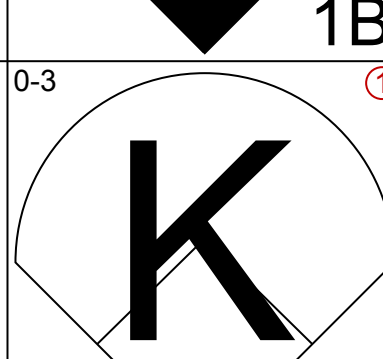
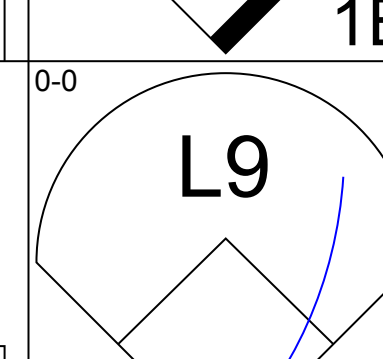
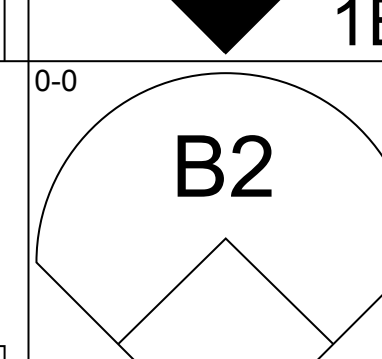
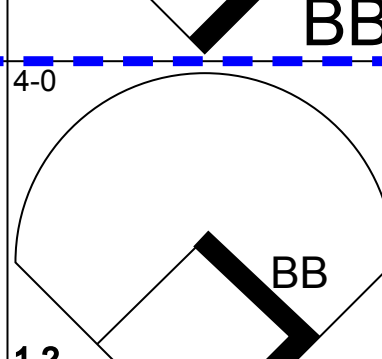
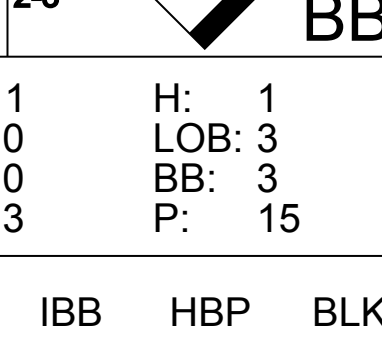




Batter	1	2	3	4	5	6	7	8	9	AB	R	H	RBI	BB	SO	LOB	TOP					
Cesar Cedeno, R OBP: 0.363, SLG: 0.387										4	0	1	0	0	2	0						
Craig Reynolds, L OBP: 0.294, SLG: 0.346										3	0	0	0	0	1	0						
Terry Puhl, L OBP: 0.353, SLG: 0.384										4	0	0	0	0	2	1						
Jose Cruz, L OBP: 0.374, SLG: 0.426										4	0	1	0	0	1	1						
Enos Cabell, R OBP: 0.294, SLG: 0.354										3	2	1	0	0	1	1						
Denny Walling, L OBP: 0.376, SLG: 0.482										4	2	2	1	0	0	0						
Alan Ashby, S OBP: 0.259, SLG: 0.276										4	1	0	1	0	1	1						
Rafael Landestoy, S OBP: 0.290, SLG: 0.251										4	0	1	1	0	0	1						
Joaquin Andujar, S OBP: 0.121, SLG: 0.218										3	1	1	2	0	2	1						
Randy Niemann, L OBP: 0.198, SLG: 0.133										0	0	0	0	0	0	0						
Art Howe, R OBP: 0.320, SLG: 0.366										1	0	0	0	0	0	1						
Pete Ladd, R OBP: 0.545, SLG: 0.429										0	0	0	0	0	0	0						
Joe Sambito, L OBP: 0.545, SLG: 0.429										0	0	0	0	0	0	0						
Inning Stats	R: 0 E: 0 K: 1 S: 5	H: 0 LOB: 0 BB: 0 P: 5	R: 4 E: 1 K: 0 S: 6	H: 2 LOB: 0 BB: 0 P: 7	R: 0 E: 0 K: 0 S: 3	H: 0 LOB: 0 BB: 0 P: 3	R: 2 E: 0 K: 1 S: 7	H: 2 LOB: 0 BB: 0 P: 7	R: 0 E: 0 K: 2 S: 8	H: 1 LOB: 1 BB: 0 P: 8	R: 0 E: 0 K: 0 S: 3	H: 0 LOB: 0 BB: 0 P: 3	R: 0 E: 0 K: 2 S: 7	H: 0 LOB: 0 BB: 0 P: 7	R: 0 E: 0 K: 3 S: 10	H: 1 LOB: 1 BB: 0 P: 10	R: 0 E: 0 K: 1 S: 6	H: 1 LOB: 1 BB: 0 P: 6	1B: 5 2B: 1 3B: 0 HR: 1	SF: 0 SAC: 1 DP: 0 HBP: 1	WP: 0 PB: 0 SB: 0 CS: 1	PA: 36
PITCHER	IP	WLS	BF	H	R	ER	SO	BB	IBB	HBP	BLK	WP	HR	S	P	ERA	WHIP					
Steve Rogers, R ERA: 2.86	4.0		18	4	6	3	2	0	0	1	0	0	1	21	22	6.75	1.000					
David Palmer, R ERA: 2.77	5.0	W	18	3	0	0	8	0	0	0	0	0	0	34	34	0.00	0.600					

Houston Astros @ Montreal Expos
Olympic Stadium, Montreal, QB
Tue Aug 28 1979, 7:05 PM EDT
Att: 30,513 - Unknown

AB	34
R	6
H	7
RBI	5
BB	0
SO	10
LOB	7



Batter	1	2	3	4	5	6	7	8	9	AB	R	H	RBI	BB	SO	LOB	BOTTOM				
Rodney Scott, S OBP: 0.316, SLG: 0.285										5	1	2	0	0	0	3					
Dave Cash, R OBP: 0.400, SLG: 0.423										5	0	1	1	0	0	7					
Warren Cromartie, L OBP: 0.311, SLG: 0.464										4	1	1	4	1	0	2					
Tony Perez, R OBP: 0.330, SLG: 0.449										4	0	1	1	0	1	0					
Gary Carter, R OBP: 0.317, SLG: 0.456										4	0	0	0	0	0	1					
Ellis Valentine, R OBP: 0.303, SLG: 0.478										4	0	0	0	0	2	0					
Larry Parrish, R OBP: 0.359, SLG: 0.529										3	3	2	1	1	0	0					
Jerry White, S OBP: 0.385, SLG: 0.420										3	2	3	0	1	0	0					
Steve Rogers, R OBP: 0.182, SLG: 0.175										1	0	0	0	0	1	2					
John Tamargo, S OBP: 0.274, SLG: 0.385										1	0	0	0	0	0	1					
David Palmer, R OBP: 0.111, SLG: 0.059										1	0	0	0	0	0	1					
Tom Hutton, L OBP: 0.375, SLG: 0.386										0	0	0	0	0	0	0					
Chris Speier, R OBP: 0.307, SLG: 0.304										0	0	0	0	1	0	0					
Inning Stats	R: 0 E: 0 K: 0 S: 3	H: 0 LOB: 0 BB: 0 P: 3	R: 0 E: 0 K: 0 S: 3	H: 0 LOB: 0 BB: 0 P: 3	R: 4 E: 0 K: 1 S: 9	H: 4 LOB: 1 BB: 1 P: 13	R: 0 E: 0 K: 1 S: 6	H: 1 LOB: 1 BB: 0 P: 6	R: 0 E: 0 K: 0 S: 3	H: 0 LOB: 0 BB: 0 P: 3	R: 2 E: 0 K: 0 S: 6	H: 3 LOB: 1 BB: 0 P: 6	R: 0 E: 0 K: 2 S: 7	H: 0 LOB: 0 BB: 0 P: 7	R: 1 E: 0 K: 0 S: 3	H: 1 LOB: 3 BB: 3 P: 15	1B: 8 2B: 1 3B: 0 HR: 1	SF: 0 SAC: 0 DP: 1 HBP: 0	WP: 1 PB: 0 SB: 0 CS: 0	PA: 39	
PITCHER	IP	WLS	BF	H	R	ER	SO	BB	IBB	HBP	BLK	WP	HR	S	P	ERA	WHIP				
Joaquin Andujar, R ERA: 3.12	6.2		29	9	6	6	2	1	0	0	0	0	0	8	8	0.00	0.000				
Randy Niemann, L ERA: 3.64	1.1		4	0	0	0	2	0	0	0	0	0	0	8	8	0.00	0.000				
Pete Ladd, R ERA: 1.35	0.0	L	2	1	1	1	0	1	0	0	0	1	0	1	5	∞	∞				
Joe Sambito, L ERA: 1.45	0.2		4	0	0	0	0	2	0	0	0	0	0	2	10	0.00	3.000				

Houston Astros @ Montreal Expos
Olympic Stadium, Montreal, QB
Tue Aug 28 1979, 7:05 PM EDT
Att: 30,513 - Unknown

AB	35
R	7
H	10
RBI	7
BB	4
SO	4
LOB	17



Batter	1	2	3	4	5	6	7	8	9	AB	R	H	RBI	BB	SO	LOB	TOP			
Rafael Landestoy, S (1.4)	0-0 4-3	0-0 2-3					0-0 3-1		0-0 6-3		0-0 1-3	5	0	0	0	0	3			
Jimmy Sexton, R (1.6)	0-0 6-3		0-0 F9			0-0 F8			0-0 1B		0-0 4-3	5	0	1	0	0	1			
Terry Puhl, L (1.8)	0-0 FC6-4		0-0 F9			0-0 F9	0-3 K					4	0	1	0	0	1			
Cesar Cedeno, R (1.3)	0-0 FC6-4		0-0 6-3				0-0 1B		0-0 F9			4	1	1	0	0	1			
Enos Cabell, R (1.5)		0-0 F8		0-0 1-6-3			0-0 1B		4-0 5-3			3	1	1	0	1	0			
Jeffrey Leonard, R (1.9)		0-3 K		0-0 5-3			0-0 1B		0-0 5-3			4	0	1	1	0	1			
Jose Cruz, L (1.7)		0-0 1B		0-0 3-1			0-0 F6		0-0 2B			4	1	2	1	0	2			
Alan Ashby, S (1.2)		0-0 1B					4-0 3-1		0-3 K			2	0	1	0	1	2			
Bruce Bochy, R (7.2)		0-0 1B					0-0 6-3					0	0	0	0	0	0			
Denny Walling, L (8. PH)		1-2 1B					0-0 SH2-4					1	0	0	0	0	1			
Alan Knicely, R (8.2)		1-2 1B					0-0 BB					0	0	0	0	0	0			
Joe Niekro, R (1.1)		0-0 1B					0-0 SH2-4		0-3 K		0-0 F6	1	0	1	1	0	0			
Julio Gonzalez, R (7. PH)		1-2 2-H					1-2					1	0	0	0	0	1			
Rick Williams, R (7.1)		1-2 2-H										0	0	0	0	0	0			
Craig Reynolds, L (9. PH)		1-2 2-H										1	0	0	0	0	0			
Inning Stats	R: 0 E: 0 K: 0 S: 4	H: 1 LOB: 1 BB: 0 P: 4	R: 1 E: 0 K: 1 S: 8	H: 3 LOB: 2 BB: 0 P: 8	R: 0 E: 0 K: 0 S: 3	H: 0 LOB: 0 BB: 0 P: 3	R: 0 E: 0 K: 0 S: 3	H: 0 LOB: 0 BB: 0 P: 3	R: 0 E: 0 K: 0 S: 6	H: 0 LOB: 1 BB: 1 P: 7	R: 1 E: 0 K: 2 S: 8	H: 3 LOB: 2 BB: 0 P: 6	R: 0 E: 0 K: 1 S: 6	H: 1 LOB: 1 BB: 1 P: 10	R: 1 E: 0 K: 0 S: 3	H: 0 LOB: 0 BB: 0 P: 3	1B: 7 2B: 2 3B: 0 HR: 0	SF: 0 SAC: 1 DP: 0 HBP: 0	WP: 0 PB: 0 SB: 0 CS: 0	PA: 38
PITCHER	IP WLS BF H R ER SO BB IBB HBP BLK WP HR S P ERA WHIP																			
Bill Lee, L (1.1)	7.0 W 30 8 2 2 3 1 0 0 0 0 0 0 35 39 2.57 1.286																			
Elias Sosa, R (8.1)	2.0 S 8 1 1 1 1 1 0 0 0 0 0 0 9 13 4.50 1.000																			

Houston Astros @ Montreal Expos
Olympic Stadium, Montreal, QB
Wed Aug 29 1979, 7:05 PM EDT
Att: 25,064 - Unknown

AB 35
R 3
H 9
RBI 3
BB 2
SO 4
LOB 12



Batter	1	2	3	4	5	6	7	8	9	AB	R	H	RBI	BB	SO	LOB	BOTTOM			
Warren Cromartie, L (1.7)	0-0 8-4		0-0 4-3				0-0 4-3		0-0 1B		0-0 1B	4	1	2	0	0	1			
Dave Cash, R (1.4)	0-0 1-3			0-0 5-3			0-0 F3		0-0 1B		0-0 1B	4	0	1	0	0	1			
Andre Dawson, R (1.8)	0-0 8-4			0-0 F8			0-3 K		0-0 G5-4-3		1-2 2-H	4	0	1	1	0	1			
Tony Perez, R (1.3)		0-0 F4		4-0 WP			0-0 PB		0-0 G5-4-3		1-2	3	1	1	0	1	2			
Gary Carter, R (1.2)		0-0 F4		4-0 FC5-4			4-0 HR		0-0 F7			2	1	0	0	2	0			
Ellis Valentine, R (1.9)		0-3 K		0-0 FC5-4			0-0 HR		0-0 F3			4	1	1	3	0	1			
Larry Parrish, R (1.5)			0-0 F8		4-0 HR		4-0 BB		0-0 F6			3	1	1	1	0	0			
Chris Speier, R (1.6)			0-0 SH1-3		0-0 F4		0-3 K2-3					3	0	1	0	0	1			
Bill Lee, L (1.1)			0-0 SH1-3		0-3 K				0-0 G3			1	0	0	0	1	0			
Jerry White, S (7. PH)			1-2									1	0	0	0	0	0			
Elias Sosa, R (8.1)												0	0	0	0	0	0			
Inning Stats	R: 0 E: 0 K: 0 S: 3	H: 1 LOB: 0 BB: 0 P: 3	R: 0 E: 0 K: 1 S: 5	H: 0 LOB: 0 BB: 0 P: 5	R: 0 E: 0 K: 0 S: 4	H: 1 LOB: 1 BB: 0 P: 4	R: 0 E: 0 K: 0 S: 3	H: 0 LOB: 2 BB: 2 P: 11	R: 1 E: 0 K: 1 S: 6	H: 1 LOB: 0 BB: 0 P: 6	R: 3 E: 0 K: 2 S: 9	H: 2 LOB: 1 BB: 2 P: 17	R: 1 E: 0 K: 0 S: 5	H: 3 LOB: 1 BB: 0 P: 5	R: 0 E: 0 K: 0 S: 3	H: 0 LOB: 0 BB: 0 P: 3	1B: 6 2B: 1 3B: 0 HR: 2	SF: 0 SAC: 1 DP: 2 HBP: 0	WP: 1 PB: 1 SB: 0 CS: 0	PA: 34
PITCHER	IP WLS BF H R ER SO BB IBB HBP BLK WP HR S P ERA WHIP																			
Joe Niekro, R (1.1)	6.0 L 26 5 4 4 4 4 0 0 0 0 0 0 2 30 46 6.00 1.500																			
Rick Williams, R (7.1)	2.0 8 3 1 1 0 0 0 0 0 0 0 0 8 8 4.50 1.500																			

Houston Astros @ Montreal Expos
Olympic Stadium, Montreal, QB
Wed Aug 29 1979, 7:05 PM EDT
Att: 25,064 - Unknown

AB 29
R 5
H 8
RBI 5
BB 4
SO 4
LOB 8



Batter	1	2	3	4	5	6	7	8	9	AB	R	H	RBI	BB	SO	LOB	TOP			
Dave Collins, S (1, 9) OBP: 0.368, SLG: 0.413	0-3 K		0-0 4-3		0-0 1B		0-0 L4			4	0	1	0	0	1	0	Cincinnati Reds @ Montreal Expos Olympic Stadium, Montreal, QB Sat Sep 01 1979, 7:05 PM EDT Att: 42,752 - Unknown			
Junior Kennedy, R (1, 4) OBP: 0.354, SLG: 0.318	0-0 2B 1B		0-3 K		0-3 K			0-0 F3		4	1	1	0	0	2	3				
Dave Concepcion, R (1, 6) OBP: 0.348, SLG: 0.421	0-3 K 1-3			0-0 6-3	0-0 F9			0-0 2-3		4	0	0	0	0	1	4				
George Foster, R (1, 7) OBP: 0.401, SLG: 0.577	0-0 1B 2B			0-0 2B		0-0 F7		0-0 F9		4	0	2	1	0	0	0				
Johnny Bench, R (1, 2) OBP: 0.365, SLG: 0.450	0-0 1B			0-0 P5		0-0 HR		0-0 5-3		4	1	2	1	0	0	1				
Dan Driessen, L (1, 3) OBP: 0.323, SLG: 0.400		0-0 4-3		0-0 F7		0-0 BB		0-0 F2		3	0	0	0	1	0	1				
Ray Knight, R (1, 5) OBP: 0.353, SLG: 0.436		0-0 5-3			0-0 F2	0-0 G5-4-3		0-0 F7		4	0	0	0	0	0	1				
Cesar Geronimo, L (1, 8) OBP: 0.326, SLG: 0.354		0-0 6-3			0-0 1B 1B		0-0 G6-4-3			3	0	2	0	0	0	0				
Tom Seaver, R (1, 1) OBP: 0.185, SLG: 0.332			0-0 F7		0-0 1B		0-0 G6-4-3			0	0	0	0	0	0	0				
Manny Sarmiento, R (2, 1) OBP: 0.326, SLG: 0.329					0-0 1B					1	0	0	0	0	0	0				
Rick Auerbach, R (5, PH) OBP: 0.326, SLG: 0.329					0-0 1B					1	0	1	0	0	0	0				
Mario Soto, R (5, 1) OBP: 0.326, SLG: 0.329					0-0 1B					0	0	0	0	0	0	0				
Harry Spilman, L (7, PH) OBP: 0.326, SLG: 0.329					0-0 1B					1	0	0	0	0	0	1				
Dave Tomlin, L (7, 1) OBP: 0.326, SLG: 0.329					0-0 1B					0	0	0	0	0	0	0				
Inning Stats	R: 1 E: 1 K: 2 S: 9	H: 3 LOB: 2 BB: 0 P: 9	R: 0 E: 0 K: 0 S: 3	H: 0 LOB: 0 BB: 0 P: 3	R: 0 E: 0 K: 1 S: 5	H: 0 LOB: 0 BB: 0 P: 5	R: 0 E: 0 K: 0 S: 4	H: 1 LOB: 1 BB: 0 P: 4	R: 0 E: 0 K: 1 S: 8	H: 3 LOB: 3 BB: 1 P: 8	R: 0 E: 0 K: 0 S: 3	H: 1 LOB: 0 BB: 1 P: 7	R: 0 E: 0 K: 0 S: 3	H: 0 LOB: 0 BB: 0 P: 3	R: 0 E: 0 K: 0 S: 3	H: 0 LOB: 0 BB: 0 P: 3	1B: 6 2B: 2 3B: 0 HR: 1	SF: 0 SAC: 0 DP: 2 HBP: 0	WP: 0 PB: 0 SB: 0 CS: 0	PA: 34
PITCHER David Palmer, R (1, 1) ERA: 2.69	IP: 9.0 WLS: W BF: 34 H: 9 R: 2 ER: 2 SO: 4 BB: 1 IBB: 0 HBP: 0 BLK: 0 WP: 0 HR: 1 S: 41 P: 45 ERA: 2.00 WHIP: 1.111															PITCHER				

AB	33
R	2
H	9
RBI	2
BB	1
SO	4
LOB	11



Batter	1	2	3	4	5	6	7	8	9	AB	R	H	RBI	BB	SO	LOB	BOTTOM			
Warren Cromartie, L (1, 7) OBP: 0.318, SLG: 0.415	0-0 WP 3B 1B	0-0 1B 1B		0-0 G6-4-3 1B		0-0 2H 1B				4	2	4	0	0	0	0	Cincinnati Reds @ Montreal Expos Olympic Stadium, Montreal, QB Sat Sep 01 1979, 7:05 PM EDT Att: 42,752 - Unknown			
Dave Cash, R (1, 4) OBP: 0.412, SLG: 0.484	0-0 F7	0-0 3B 1B		0-0 G6-4-3			0-0 F8			4	1	1	0	0	0	2				
Andre Dawson, R (1, 8) OBP: 0.303, SLG: 0.467	0-3 K	0-0 SF6 3B			0-0 F9		0-0 6-3			4	1	1	3	0	1	1				
Rusty Staub, L (1, 3) OBP: 0.338, SLG: 0.420	0-0 WP 3B 1B	0-0 SF6			0-0 2B		0-3 K			3	1	2	1	0	1	0				
Gary Carter, R (1, 2) OBP: 0.319, SLG: 0.451	4-0 3B BB	0-0 F8			0-0 2B			0-0 P6		3	1	0	0	1	0	1				
Ellis Valentine, R (1, 9) OBP: 0.300, SLG: 0.485	0-0 3B		0-0 P5		0-3 K			0-0 L6-4 2B		4	0	2	3	0	1	1				
Larry Parrish, R (1, 5) OBP: 0.362, SLG: 0.534	0-0 F8		0-0 F8			0-0 6-3				3	0	0	0	1	0	1				
Jim Mason, L (1, 6) OBP: 0.256, SLG: 0.282		0-0 FC1-5 2B		0-3 K		0-0 1B 2B		0-0 L6-4		4	0	2	0	0	1	2				
David Palmer, R (1, 1) OBP: 0.095, SLG: 0.050		0-0 FC1-5 1B 3B		0-3 K		0-3 K				3	1	0	0	0	2	2				
Inning Stats	R: 3 E: 0 K: 1 S: 8	H: 3 LOB: 1 BB: 1 P: 12	R: 4 E: 0 K: 0 S: 7	H: 4 LOB: 0 BB: 0 P: 7	R: 0 E: 0 K: 1 S: 5	H: 0 LOB: 0 BB: 0 P: 5	R: 0 E: 0 K: 1 S: 5	H: 1 LOB: 0 BB: 0 P: 5	R: 0 E: 0 K: 1 S: 6	H: 1 LOB: 1 BB: 0 P: 6	R: 0 E: 0 K: 1 S: 6	H: 2 LOB: 2 BB: 0 P: 6	R: 0 E: 0 K: 1 S: 5	H: 0 LOB: 0 BB: 0 P: 5	R: 0 E: 0 K: 0 S: 3	H: 1 LOB: 1 BB: 1 P: 7	1B: 6 2B: 5 3B: 2 HR: 0	SF: 1 SAC: 0 DP: 2 HBP: 0	WP: 1 PB: 0 SB: 0 CS: 0	PA: 35
PITCHER Tom Seaver, R (1, 1) ERA: 3.34	IP: 1.1 WLS: L BF: 12 H: 7 R: 7 ER: 7 SO: 1 BB: 1 IBB: 0 HBP: 0 BLK: 0 WP: 0 HR: 0 S: 13 P: 17 ERA: 47.25 WHIP: 6.000															PITCHER				
Manny Sarmiento, R (2, 1) ERA: 6.58	IP: 2.2 WLS: L BF: 8 H: 1 R: 0 ER: 0 SO: 2 BB: 0 IBB: 0 HBP: 0 BLK: 0 WP: 0 HR: 0 S: 12 P: 12 ERA: 0.00 WHIP: 0.375															PITCHER				
Mario Soto, R (5, 1) ERA: 5.4	IP: 2.0 WLS: L BF: 8 H: 3 R: 0 ER: 0 SO: 2 BB: 0 IBB: 0 HBP: 0 BLK: 0 WP: 0 HR: 0 S: 12 P: 12 ERA: 0.00 WHIP: 1.500															PITCHER				
Dave Tomlin, L (7, 1) ERA: 2.61	IP: 2.0 WLS: L BF: 7 H: 1 R: 0 ER: 0 SO: 1 BB: 1 IBB: 0 HBP: 0 BLK: 0 WP: 0 HR: 0 S: 8 P: 12 ERA: 0.00 WHIP: 0.500															PITCHER				

AB	32
R	7
H	12
RBI	7
BB	2
SO	6
LOB	10



Batter	1	2	3	4	5	6	7	8	9	AB	R	H	RBI	BB	SO	LOB	TOP										
Gil Flores, R OBP: 0.259, SLG: 0.237 (1, 9)										3	0	0	0	1	1	1	New York Mets @ Montreal Expos Olympic Stadium, Montreal, QB Mon Sep 03 1979, 3:33 AM EDT Unknown										
Frank Taveras, R OBP: 0.292, SLG: 0.337 (1, 6)										4	1	2	0	0	1	1											
Lee Mazzilli, S OBP: 0.397, SLG: 0.457 (1, 8)										4	1	1	1	0	0	2											
John Stearns, R OBP: 0.318, SLG: 0.370 (1, 3)										3	0	0	0	1	1	3											
Joel Youngblood, R OBP: 0.347, SLG: 0.466 (1, 7)										4	0	1	1	0	1	3											
Elliott Maddox, R OBP: 0.347, SLG: 0.328 (1, 5)										4	0	0	0	0	2	1											
Alex Trevino, R OBP: 0.360, SLG: 0.359 (1, 2)										4	0	1	0	0	1	0											
Doug Flynn, R OBP: 0.279, SLG: 0.338 (1, 4)										4	0	1	0	0	0	1											
Ray Burris, R OBP: 0.286, SLG: 0.167 (7, PH)										1	0	0	0	0	1	1											
Ed Kranepool, L OBP: 0.300, SLG: 0.298 (7, PH)										1	0	0	0	0	0	0											
Tom Hausman, R OBP: 0.158, SLG: 0.158 (7, 1)										0	0	0	0	0	0	0											
Inning Stats	R: 2 E: 0 K: 2 S: 10	H: 3 LOB: 1 BB: 0 P: 10	R: 0 E: 0 K: 0 S: 4	H: 1 LOB: 0 BB: 4 P: 4	R: 0 E: 0 K: 2 S: 7	H: 0 LOB: 1 BB: 1 P: 11	R: 0 E: 0 K: 2 S: 8	H: 1 LOB: 1 BB: 0 P: 8	R: 0 E: 0 K: 0 S: 3	H: 0 LOB: 0 BB: 0 P: 3	R: 0 E: 0 K: 1 S: 5	H: 0 LOB: 0 BB: 0 P: 5	R: 0 E: 1 K: 0 S: 5	H: 1 LOB: 2 BB: 0 P: 5	R: 0 E: 0 K: 1 S: 5	H: 0 LOB: 0 BB: 0 P: 5	1B: 4 2B: 2 3B: 0 HR: 0	SF: 0 SAC: 1 DP: 1 HBP: 0	WP: 0 PB: 0 SB: 1 CS: 0	PA: 35							
PITCHER	IP WLS BF H R ER SO BB IBB HBP BLK WP HR S P ERA WHIP																										
Bill Lee, L ERA: 3.09	(1, 1)	5.0 W 21	5 2 2 6	2 0 0 0	0 0 0 0	0 0 0 0	0 0 0 0	0 0 18	18	0.00	0.250																
Stan Bahnsen, R ERA: 3.1	(6, 1)	4.0 S 14	1 0 0 2	0 0 0 0	0 0 0 0	0 0 0 0	0 0 0 0	0 0 18	18	0.00	0.250																

AB	32
R	2
H	6
RBI	2
BB	2
SO	8
LOB	13



Batter	1	2	3	4	5	6	7	8	9	AB	R	H	RBI	BB	SO	LOB	BOTTOM										
Warren Cromartie, L OBP: 0.323, SLG: 0.417 (1, 7)										4	0	2	0	1	1	1	New York Mets @ Montreal Expos Olympic Stadium, Montreal, QB Mon Sep 03 1979, 3:33 AM EDT Unknown										
Dave Cash, R OBP: 0.397, SLG: 0.473 (1, 4)										5	1	2	0	0	0	4											
Andre Dawson, R OBP: 0.306, SLG: 0.479 (1, 8)										4	2	2	2	0	1	1											
Tony Perez, R OBP: 0.333, SLG: 0.446 (1, 3)										4	1	1	1	0	1	2											
Gary Carter, R OBP: 0.323, SLG: 0.464 (1, 2)										4	1	1	2	0	1	0											
Ellis Valentine, R OBP: 0.304, SLG: 0.485 (1, 9)										4	0	1	0	0	0	0											
Larry Parrish, R OBP: 0.364, SLG: 0.541 (1, 5)										4	2	2	0	0	0	1											
Chris Speier, R OBP: 0.311, SLG: 0.308 (1, 6)										3	0	2	1	1	0	0											
Bill Lee, L OBP: 0.203, SLG: 0.203 (5, PH)										1	0	0	0	0	0	1											
Jerry White, S OBP: 0.373, SLG: 0.405 (6, 1)										1	0	0	0	0	0	0											
Stan Bahnsen, R OBP: 0.091, SLG: 0.364 (6, 1)										2	0	0	0	0	0	3											
Inning Stats	R: 3 E: 0 K: 0 S: 6	H: 3 LOB: 0 BB: 0 P: 6	R: 1 E: 1 K: 1 S: 7	H: 3 LOB: 2 BB: 0 P: 7	R: 0 E: 0 K: 3 S: 9	H: 0 LOB: 0 BB: 0 P: 9	R: 0 E: 0 K: 0 S: 3	H: 0 LOB: 0 BB: 0 P: 3	R: 0 E: 0 K: 0 S: 5	H: 2 LOB: 2 BB: 0 P: 5	R: 0 E: 0 K: 0 S: 4	H: 1 LOB: 1 BB: 1 P: 8	R: 2 E: 0 K: 0 S: 5	H: 2 LOB: 0 BB: 0 P: 5	R: 1 E: 0 K: 0 S: 5	H: 2 LOB: 2 BB: 1 P: 9	1B: 7 2B: 4 3B: 0 HR: 2	SF: 0 SAC: 0 DP: 0 HBP: 0	WP: 0 PB: 1 SB: 0 CS: 0	PA: 38							
PITCHER	IP WLS BF H R ER SO BB IBB HBP BLK WP HR S P ERA WHIP																										
Ray Burris, R ERA: 5.35	(1, 1)	6.0 L 27	9 4 4 4	0 0 0 0	0 1 0 0	0 0 0 0	0 0 0 0	0 1 10	14	13.50	2.000																
Tom Hausman, R ERA: 2.62	(7, 1)	2.0	11 4 3 3 0	0 1 0 0	0 0 0 0	0 0 0 0	0 0 0 0	0 0 0 0	0 0 0 0	0 0 0 0	0 0 0 0																

AB	36
R	7
H	13
RBI	6
BB	2
SO	4
LOB	13



Batter	1	2	3	4	5	6	7	8	9	10	AB	R	H	RBI	BB	SO	LOB	TOP								
Frank Taveras, R (1, 6) OBP: 0.291, SLG: 0.336											5	1	1	0	0	0	2	New York Mets @ Montreal Expos Olympic Stadium, Montreal, QB Mon Sep 03 1979, 3:38 AM EDT Att. 48,366 - Unknown								
John Stearns, R (1, 7) OBP: 0.317, SLG: 0.367											4	0	0	0	1	1	4									
Lee Mazzilli, S (1, 8) OBP: 0.399, SLG: 0.457											4	2	2	0	1	0	1									
Richie Hebner, L (1, 5) OBP: 0.345, SLG: 0.356											5	1	1	2	0	2	4									
Joel Youngblood, R (1, 9) OBP: 0.246, SLG: 0.462											4	1	0	0	1	0	1									
Ed Kranenpool, L (1, 3) OBP: 0.301, SLG: 0.293											2	0	0	0	1	1	0									
Elliott Maddox, R (6, 9) OBP: 0.349, SLG: 0.331											2	0	1	1	0	0	0									
Alex Trevino, R (1, 2) OBP: 0.362, SLG: 0.361											5	0	2	1	0	0	1									
Doug Flynn, R (1, 4) OBP: 0.276, SLG: 0.335											5	0	0	0	0	2	3									
Juan Berenguer, R (1, 1) OBP: 1.000, SLG: 1.000											1	0	1	0	1	0	0									
Dan Norman, R (7, PH) OBP: 0.246, SLG: 0.258											1	0	0	0	0	1	0									
Ed Glynn, R (7, 1)											0	0	0	0	0	0	0									
Ron Hodges, L (8, PH) OBP: 0.250, SLG: 0.194											1	0	0	0	1	0	0									
Neil Allen, R (8, 1)											0	0	0	0	0	0	0									
Inning Stats	R: 0 E: 0 K: 1 S: 5	H: 0 LOB: 1 BB: 1 P: 9	R: 0 E: 0 K: 0 S: 4	H: 1 LOB: 1 BB: 0 P: 4	R: 0 E: 0 K: 0 S: 4	H: 1 LOB: 2 BB: 1 P: 8	R: 0 E: 0 K: 1 S: 5	H: 0 LOB: 0 BB: 0 P: 5	R: 0 E: 0 K: 1 S: 5	H: 1 LOB: 2 BB: 1 P: 9	R: 1 E: 0 K: 2 S: 9	H: 2 LOB: 2 BB: 1 P: 13	R: 4 E: 0 K: 1 S: 9	H: 4 LOB: 1 BB: 1 P: 13	R: 0 E: 1 K: 1 S: 6	H: 0 LOB: 1 BB: 0 P: 6	R: 0 E: 0 K: 0 S: 3	H: 0 LOB: 0 BB: 0 P: 3	R: 0 E: 0 K: 1 S: 5	H: 0 LOB: 0 BB: 0 P: 5	1B: 7 2B: 1 3B: 0 HR: 0	SF: 0 SAC: 0 DP: 0 HBP: 0	WP: 1 PB: 0 SB: 3 CS: 0	PA: 44		
PITCHER	IP WLS BF H R ER SO BB IBB HBP BLK WP HR S P ERA WHIP	IP WLS BF H R ER SO BB IBB HBP BLK WP HR S P ERA WHIP	IP WLS BF H R ER SO BB IBB HBP BLK WP HR S P ERA WHIP	IP WLS BF H R ER SO BB IBB HBP BLK WP HR S P ERA WHIP	IP WLS BF H R ER SO BB IBB HBP BLK WP HR S P ERA WHIP	IP WLS BF H R ER SO BB IBB HBP BLK WP HR S P ERA WHIP	IP WLS BF H R ER SO BB IBB HBP BLK WP HR S P ERA WHIP	IP WLS BF H R ER SO BB IBB HBP BLK WP HR S P ERA WHIP	IP WLS BF H R ER SO BB IBB HBP BLK WP HR S P ERA WHIP	IP WLS BF H R ER SO BB IBB HBP BLK WP HR S P ERA WHIP	IP WLS BF H R ER SO BB IBB HBP BLK WP HR S P ERA WHIP	IP WLS BF H R ER SO BB IBB HBP BLK WP HR S P ERA WHIP	IP WLS BF H R ER SO BB IBB HBP BLK WP HR S P ERA WHIP	IP WLS BF H R ER SO BB IBB HBP BLK WP HR S P ERA WHIP	IP WLS BF H R ER SO BB IBB HBP BLK WP HR S P ERA WHIP	IP WLS BF H R ER SO BB IBB HBP BLK WP HR S P ERA WHIP	IP WLS BF H R ER SO BB IBB HBP BLK WP HR S P ERA WHIP	IP WLS BF H R ER SO BB IBB HBP BLK WP HR S P ERA WHIP	IP WLS BF H R ER SO BB IBB HBP BLK WP HR S P ERA WHIP	IP WLS BF H R ER SO BB IBB HBP BLK WP HR S P ERA WHIP	IP WLS BF H R ER SO BB IBB HBP BLK WP HR S P ERA WHIP	IP WLS BF H R ER SO BB IBB HBP BLK WP HR S P ERA WHIP	IP WLS BF H R ER SO BB IBB HBP BLK WP HR S P ERA WHIP	IP WLS BF H R ER SO BB IBB HBP BLK WP HR S P ERA WHIP	IP WLS BF H R ER SO BB IBB HBP BLK WP HR S P ERA WHIP	IP WLS BF H R ER SO BB IBB HBP BLK WP HR S P ERA WHIP

New York Mets @ Montreal Expos
Olympic Stadium, Montreal, QB
 Mon Sep 03 1979, 3:38 AM EDT
 Att. 48,366 - Unknown

AB 39
 R 5
 H 8
 RBI 4
 BB 5
 SO 8
 LOB 16



Batter	1	2	3	4	5	6	7	8	9	10	AB	R	H	RBI	BB	SO	LOB	BOTTOM								
Warren Cromartie, L (1, 7) OBP: 0.326, SLG: 0.423											5	2	3	0	0	1	1	New York Mets @ Montreal Expos Olympic Stadium, Montreal, QB Mon Sep 03 1979, 3:38 AM EDT Att. 48,366 - Unknown								
Dave Cash, R (1, 4) OBP: 0.388, SLG: 0.456											5	1	1	1	0	0	3									
Andre Dawson, R (1, 8) OBP: 0.305, SLG: 0.478											5	0	1	0	0	1	1									
Rusty Staub, L (1, 3) OBP: 0.339, SLG: 0.427											5	0	2	2	0	0	1									
Rodney Scott, S (10, PR) OBP: 0.317, SLG: 0.287											4	0	0	0	1	0	2									
Ellis Valentine, R (1, 9) OBP: 0.303, SLG: 0.481											4	0	0	0	1	0	2									
Larry Parrish, R (1, 5) OBP: 0.363, SLG: 0.537											3	1	0	0	1	0	1									
Duffy Dyer, R (1, 2) OBP: 0.313, SLG: 0.333											3	0	0	0	0	2	1									
Gary Carter, R (8, PH) OBP: 0.323, SLG: 0.463											1	0	0	0	0	0	1									
Chris Speier, R (1, 6) OBP: 0.314, SLG: 0.307											1	1	0	0	2	1	0									
Jerry White, S (9, PH) OBP: 0.370, SLG: 0.402											1	0	0	0	0	0	0									
Jim Mason, L (10, 6) OBP: 0.256, SLG: 0.282											0	0	0	0	0	0	0									
Scott Sanderson, R (1, 1) OBP: 0.182, SLG: 0.227											2	0	0	0	0	1	1									
Woodie Fryman, R (7, 1)											0	0	0	0	0	0	0									
Elias Sosa, R (7, 1) OBP: 0.250, SLG: 0.273											0	0	0	0	0	0	0									
Tom Hutton, R (9, PH) OBP: 0.366, SLG: 0.375											1	0	0	0	0	0	0									
Bill Atkinson, L (10, 1)											0	0	0	0	0	0	0									
Inning Stats	R: 1 E: 0 K: 0 S: 5	H: 2 LOB: 1 BB: 0 P: 5	R: 2 E: 1 K: 2 S: 8	H: 0 LOB: 0 BB: 2 P: 16	R: 0 E: 0 K: 0 S: 3	H: 0 LOB: 0 BB: 0 P: 3	R: 0 E: 0 K: 1 S: 5	H: 0 LOB: 0 BB: 0 P: 5	R: 2 E: 0 K: 0 S: 6	H: 3 LOB: 1 BB: 1 P: 6	R: 0 E: 0 K: 2 S: 7	H: 0 LOB: 1 BB: 1 P: 11	R: 0 E: 0 K: 1 S: 5	H: 0 LOB: 0 BB: 0 P: 5	R: 0 E: 0 K: 0 S: 3	H: 0 LOB: 1 BB: 1 P: 7	R: 0 E: 0 K: 0 S: 4	H: 1 LOB: 1 BB: 0 P: 4	R: 1 E: 1 K: 0 S: 3	H: 1 LOB: 2 BB: 0 P: 3	1B: 2 2B: 5 3B: 0 HR: 0	SF: 0 SAC: 1 DP: 0 HBP: 0	WP: 0 PB: 0 SB: 0 CS: 0	PA: 41		
PITCHER	IP WLS BF H R ER SO BB IBB HBP BLK WP HR S P ERA WHIP	IP WLS BF H R ER SO BB IBB HBP BLK WP HR S P ERA WHIP	IP WLS BF H R ER SO BB IBB HBP BLK WP HR S P ERA WHIP	IP WLS BF H R ER SO BB IBB HBP BLK WP HR S P ERA WHIP	IP WLS BF H R ER SO BB IBB HBP BLK WP HR S P ERA WHIP	IP WLS BF H R ER SO BB IBB HBP BLK WP HR S P ERA WHIP	IP WLS BF H R ER SO BB IBB HBP BLK WP HR S P ERA WHIP	IP WLS BF H R ER SO BB IBB HBP BLK WP HR S P ERA WHIP	IP WLS BF H R ER SO BB IBB HBP BLK WP HR S P ERA WHIP	IP WLS BF H R ER SO BB IBB HBP BLK WP HR S P ERA WHIP	IP WLS BF H R ER SO BB IBB HBP BLK WP HR S P ERA WHIP	IP WLS BF H R ER SO BB IBB HBP BLK WP HR S P ERA WHIP	IP WLS BF H R ER SO BB IBB HBP BLK WP HR S P ERA WHIP	IP WLS BF H R ER SO BB IBB HBP BLK WP HR S P ERA WHIP	IP WLS BF H R ER SO BB IBB HBP BLK WP HR S P ERA WHIP	IP WLS BF H R ER SO BB IBB HBP BLK WP HR S P ERA WHIP	IP WLS BF H R ER SO BB IBB HBP BLK WP HR S P ERA WHIP	IP WLS BF H R ER SO BB IBB HBP BLK WP HR S P ERA WHIP	IP WLS BF H R ER SO BB IBB HBP BLK WP HR S P ERA WHIP	IP WLS BF H R ER SO BB IBB HBP BLK WP HR S P ERA WHIP	IP WLS BF H R ER SO BB IBB HBP BLK WP HR S P ERA WHIP	IP WLS BF H R ER SO BB IBB HBP BLK WP HR S P ERA WHIP	IP WLS BF H R ER SO BB IBB HBP BLK WP HR S P ERA WHIP	IP WLS BF H R ER SO BB IBB HBP BLK WP HR S P ERA WHIP	IP WLS BF H R ER SO BB IBB HBP BLK WP HR S P ERA WHIP	IP WLS BF H R ER SO BB IBB HBP BLK WP HR S P ERA WHIP

New York Mets @ Montreal Expos
Olympic Stadium, Montreal, QB
 Mon Sep 03 1979, 3:38 AM EDT
 Att. 48,366 - Unknown

AB 36
 R 6
 H 7
 RBI 3
 BB 4
 SO 6
 LOB 12



Batter	1	2	3	4	5	6	7	8	9	AB	R	H	RBI	BB	SO	LOB	TOP			
Frank Taveras, R (1.6) OBP: 0.293, SLG: 0.336										3	0	1	0	1	0	3				
Elliott Maddox, R (1.9) OBP: 0.353, SLG: 0.336										4	1	2	0	0	0	1				
Lee Mazzilli, S (1.8) OBP: 0.398, SLG: 0.455										4	0	1	0	0	1	2				
John Stearns, R (1.3) OBP: 0.314, SLG: 0.364										4	0	0	0	0	0	4				
Richie Hebner, L (1.5) OBP: 0.346, SLG: 0.356										3	0	1	1	0	1	2				
Joel Youngblood, R (1.7) OBP: 0.345, SLG: 0.459										3	0	0	0	1	0	3				
Alex Trevino, R (1.2) OBP: 0.359, SLG: 0.358										4	0	1	0	0	0	3				
Doug Flynn, R (1.4) OBP: 0.274, SLG: 0.332										4	0	0	0	0	0	2				
Dock Ellis, S (1.1) OBP: 0.111, SLG: 0.077										2	0	0	0	0	0	2				
Jeff Reardon, R (6.1)										0	0	0	0	0	0	0				
Ron Hodges, L (7. PH) OBP: 0.289, SLG: 0.194										0	0	0	0	1	0	0				
Andy Hassler, L (7.1)										0	0	0	0	0	0	0				
Inning Stats	R: 0 E: 0 K: 1 S: 6	H: 1 LOB: 2 BB: 1 P: 10	R: 0 E: 0 K: 0 S: 4	H: 1 LOB: 2 BB: 1 P: 8	R: 0 E: 0 K: 0 S: 3	H: 0 LOB: 0 BB: 0 P: 3	R: 0 E: 0 K: 0 S: 2	H: 0 LOB: 0 BB: 0 P: 3	R: 0 E: 0 K: 0 S: 3	H: 1 LOB: 2 BB: 0 P: 3	R: 1 E: 0 K: 0 S: 6	H: 3 LOB: 2 BB: 0 P: 6	R: 0 E: 0 K: 0 S: 3	H: 0 LOB: 1 BB: 1 P: 7	R: 0 E: 0 K: 0 S: 5	H: 0 LOB: 0 BB: 0 P: 3	1B: 6 2B: 0 3B: 0 HR: 0	SF: 0 SAC: 0 DP: 1 HBP: 1	WP: 0 PB: 0 SB: 0 CS: 1	PA: 36
PITCHER	IP WLS BF H R ER SO BB IBB HBP BLK WP HR S P ERA WHIP																			
Rudy May, L (1.1) ERA: 2.23	5.1 W 23 6 1 1 1 2 0 1 0 0 0 22 31 1.69 1.500																			
Dale Murray, R (6.1) ERA: 4.73	0.2 2 0 0 0 0 0 0 0 0 0 0 2 2 0.00 0.000																			
Bill Atkinson, R (7.1) ERA:	3.0 S 10 0 0 0 1 1 0 0 0 0 0 0 11 15 0.00 0.333																			

New York Mets @ Montreal Expos
Olympic Stadium, Montreal, QB
Tue Sep 04 1979, 3:33 AM EDT
Att: 14,064 - Unknown

AB 31
R 1
H 6
RBI 1
BB 3
SO 2
LOB 22



Batter	1	2	3	4	5	6	7	8	9	AB	R	H	RBI	BB	SO	LOB	BOTTOM			
Warren Cromartie, L (1.7) OBP: 0.323, SLG: 0.420										3	0	0	0	1	1	1				
Dave Cash, R (1.4) OBP: 0.379, SLG: 0.451										3	0	1	1	0	0	0				
Andre Dawson, R (1.8) OBP: 0.304, SLG: 0.475										3	0	0	0	1	2	2				
Tony Perez, R (1.3) OBP: 0.330, SLG: 0.441										4	0	0	0	0	1	1				
Gary Carter, R (1.2) OBP: 0.326, SLG: 0.467										3	2	2	0	1	0	0				
Ellis Valentine, R (1.9) OBP: 0.302, SLG: 0.479										4	1	1	0	0	0	2				
Larry Parrish, R (1.5) OBP: 0.367, SLG: 0.543										3	1	3	1	0	0	0				
Chris Speier, R (1.6) OBP: 0.317, SLG: 0.308										2	1	1	1	1	0	1				
Rudy May, L (1.1) OBP: 0.200, SLG: 0.143										2	0	0	0	0	0	3				
Dale Murray, R (6.1) ERA: 7.36										0	0	0	0	0	0	0				
Rusty Staub, L (6. PH) OBP: 0.341, SLG: 0.429										1	0	1	2	0	0	0				
Bill Atkinson, L (7.1) ERA: 4.6										0	0	0	0	0	0	0				
Inning Stats	R: 0 E: 0 K: 0 S: 3	H: 0 LOB: 0 BB: 0 P: 3	R: 0 E: 0 K: 1 S: 5	H: 0 LOB: 0 BB: 0 P: 5	R: 0 E: 0 K: 1 S: 6	H: 1 LOB: 1 BB: 0 P: 6	R: 0 E: 0 K: 0 S: 2	H: 1 LOB: 0 BB: 1 P: 6	R: 3 E: 0 K: 1 S: 9	H: 4 LOB: 2 BB: 1 P: 13	R: 2 E: 0 K: 0 S: 5	H: 3 LOB: 2 BB: 1 P: 9	R: 0 E: 0 K: 1 S: 5	H: 0 LOB: 0 BB: 0 P: 5	R: 0 E: 0 K: 0 S: 2	H: 0 LOB: 1 BB: 1 P: 6	1B: 7 2B: 2 3B: 0 HR: 0	SF: 1 SAC: 0 DP: 1 HBP: 0	WP: 2 PB: 0 SB: 0 CS: 2	PA: 33
PITCHER	IP WLS BF H R ER SO BB IBB HBP BLK WP HR S P ERA WHIP																			
Dock Ellis, R (1.1) ERA: 6.25	5.2 L 26 8 5 5 3 2 1 0 0 0 0 29 41 7.94 1.765																			
Jeff Reardon, R (6.1) ERA: 7.36	0.1 1 1 0 0 0 0 0 0 0 0 0 1 1 0.00 3.000																			
Andy Hassler, L (7.1) ERA: 4.6	2.0 6 0 0 0 0 1 1 0 0 0 0 0 7 11 0.00 0.500																			

New York Mets @ Montreal Expos
Olympic Stadium, Montreal, QB
Tue Sep 04 1979, 3:33 AM EDT
Att: 14,064 - Unknown

AB 28
R 5
H 9
RBI 5
BB 4
SO 4
LOB 10



Batter	1	2	3	4	5	6	7	8	9	AB	R	H	RBI	BB	SO	LOB	TOP					
Warren Cromartie, L OBP: 0.327, SLG: 0.421	L7		K		E3			1-3		4	0	1	0	0	1	0	Montreal Expos @ Chicago Cubs Wrigley Field, Chicago, IL Thu Sep 06 1979, 3:33 AM CDT Att: 14,767 - Sunny					
Dave Cash, R OBP: 0.368, SLG: 0.433	K		5-3		G3			4-3		4	0	0	0	0	1	1						
Andre Dawson, R OBP: 0.308, SLG: 0.479	1B		1B		F7			F8		4	0	2	0	0	0	0						
Tony Perez, R OBP: 0.329, SLG: 0.440	1B		FC6-4		E5			K		4	0	1	0	0	1	1						
Gary Carter, R OBP: 0.324, SLG: 0.469					P4			HR		4	1	2	1	0	0	1						
Ellis Valentine, R OBP: 0.301, SLG: 0.477	K		K		FC6-4			6-3		4	0	0	0	0	2	2						
Larry Parrish, R OBP: 0.369, SLG: 0.542					K			1B		4	0	2	0	0	1	0						
Rodney Scott, S OBP: 0.316, SLG: 0.285	L7				4-3			G3		4	0	0	0	0	0	3						
David Palmer, R OBP: 0.083, SLG: 0.043 Woodie Fryman, R (9, 1)	K				K			F8		3	0	0	0	0	2	2						
Inning Stats	R: 0 E: 0 K: 1 S: 6	H: 2 LOB: 2 BB: 0 P: 6	R: 0 E: 0 K: 2 S: 9	H: 2 LOB: 2 BB: 0 P: 9	R: 0 E: 0 K: 1 S: 6	H: 1 LOB: 1 BB: 0 P: 6	R: 0 E: 0 K: 2 S: 7	H: 0 LOB: 0 BB: 0 P: 7	R: 0 E: 1 K: 1 S: 6	H: 1 LOB: 1 BB: 0 P: 6	R: 0 E: 0 K: 0 S: 4	H: 0 LOB: 0 BB: 0 P: 4	R: 0 E: 0 K: 0 S: 3	H: 0 LOB: 0 BB: 0 P: 3	R: 0 E: 0 K: 0 S: 3	H: 0 LOB: 0 BB: 0 P: 3	R: 1 E: 0 K: 1 S: 7	H: 2 LOB: 1 BB: 0 P: 7	1B: 7 2B: 0 3B: 0 HR: 1	SF: 0 SAC: 0 DP: 0 HBP: 0	WP: 0 PB: 0 SB: 0 CS: 0	PA: 35
PITCHER Lynn McGlothen, R ERA: 3.81	IP: 9.0 WLS: L BF: 35 H: 8 R: 1 ER: 1 SO: 8 BB: 0 IBB: 0 HBP: 0 BLK: 0 WP: 0 HR: 1 S: 51 P: 51 ERA: 1.00 WHIP: 0.889																					

AB	35
R	1
H	8
RBI	1
BB	0
SO	8
LOB	10



Batter	1	2	3	4	5	6	7	8	9	AB	R	H	RBI	BB	SO	LOB	BOTTOM			
Ivan De Jesus, R OBP: 0.340, SLG: 0.367	K		G3-6-3		6-3			2B		4	0	2	0	0	1	1	Montreal Expos @ Chicago Cubs Wrigley Field, Chicago, IL Thu Sep 06 1979, 3:33 AM CDT Att: 14,767 - Sunny			
Scot Thompson, L OBP: 0.355, SLG: 0.425	P4		G3-6-3		F9			1B		4	0	1	0	0	0	1				
Mike Vail, R OBP: 0.360, SLG: 0.520 Jerry Martin, R OBP: 0.329, SLG: 0.461	1B		F8		F9			2B		4	0	1	0	0	0	2				
Dave Kingman, R OBP: 0.351, SLG: 0.636 Miguel Dilone, S OBP: 0.246, SLG: 0.270	6-3				F8			F8		4	0	1	0	0	0	1				
Larry Bittner, L OBP: 0.361, SLG: 0.441					4-3			1B		0	0	0	0	0	0	0				
Steve Ontiveros, S OBP: 0.373, SLG: 0.381					4-3			F5		4	0	0	0	0	0	1				
Steve Macko, L OBP: 0.355, SLG: 0.345 Ken Henderson, S OBP: 0.385, SLG: 0.373	BB				L8			G3		3	0	0	0	1	0	2				
Tim Blackwell, S OBP: 0.331, SLG: 0.214					1B			K		3	0	1	0	0	0	0				
Lynn McGlothen, L OBP: 0.230, SLG: 0.267	K				G3			K		3	0	0	0	0	2	3				
Inning Stats	R: 0 E: 0 K: 1 S: 6	H: 1 LOB: 1 BB: 0 P: 6	R: 0 E: 0 K: 1 S: 6	H: 1 LOB: 2 BB: 1 P: 10	R: 0 E: 0 K: 0 S: 3	H: 1 LOB: 0 BB: 0 P: 3	R: 0 E: 0 K: 0 S: 3	H: 0 LOB: 0 BB: 0 P: 3	R: 0 E: 1 K: 0 S: 4	H: 0 LOB: 1 BB: 0 P: 4	R: 0 E: 0 K: 0 S: 3	H: 0 LOB: 0 BB: 0 P: 3	R: 0 E: 0 K: 1 S: 7	H: 2 LOB: 2 BB: 0 P: 7	R: 0 E: 0 K: 1 S: 6	H: 1 LOB: 2 BB: 0 P: 6	1B: 5 2B: 1 3B: 0 HR: 0	SF: 0 SAC: 0 DP: 1 HBP: 0	WP: 0 PB: 0 SB: 1 CS: 0	PA: 34
PITCHER David Palmer, R ERA: 2.47 Woodie Fryman, L ERA: 3.3	IP: 8.0 WLS: W BF: 31 H: 6 R: 0 ER: 0 SO: 3 BB: 1 IBB: 0 HBP: 0 BLK: 0 WP: 0 HR: 0 S: 36 P: 40 ERA: 0.00 WHIP: 0.875																			



Batter	1	2	3	4	5	6	7	8	9	AB	R	H	RBI	BB	SO	LOB	TOP																		
Warren Cromartie, L OBP: 0.326, SLG: 0.418	G3	K			4-3		CS BB		1-3	4	0	0	0	1	1	1	Montreal Expos @ St. Louis Cardinals Busch Stadium, St. Louis, MO Fri Sep 07 1979, 7:05 PM CDT Att: 19,782 - Unknown																		
Dave Cash, R OBP: 0.370, SLG: 0.432	S 3B		4-3		G3		L9		1B	5	1	2	0	0	0	1																			
Andre Dawson, R OBP: 0.309, SLG: 0.479	F7		S 1B		1B		K		K	5	0	2	0	0	2	2																			
Tony Perez, R OBP: 0.330, SLG: 0.445	2H 3B		6-3		G3				G6-4-3 1B	4	0	2	1	0	0	2																			
Gary Carter, R OBP: 0.326, SLG: 0.468	G3		BB		4-3 1B				F9	3	0	1	0	1	0	2																			
Ellis Valentine, R OBP: 0.299, SLG: 0.473		F9	4-3		4-3				G6-4-3	4	0	0	0	0	0	4																			
Larry Parrish, R OBP: 0.368, SLG: 0.539	K		1-3		L7				SF7 3B	4	1	1	0	0	1	1																			
Rodney Scott, S OBP: 0.319, SLG: 0.295	E 3B		F9		BB				SF7 3B	3	2	2	1	1	0	0																			
Steve Rogers, R OBP: 0.212, SLG: 0.186	E6		1-3		G3				SF7	2	0	0	0	0	0	0																			
Rusty Staub, L OBP: 0.339, SLG: 0.626	3H									1	0	0	0	0	0	2																			
Scott Sanderson, R OBP: 0.142, SLG: 0.227										0	0	0	0	0	0	0																			
Ross Grimsley, L OBP: 0.193, SLG: 0.299										0	0	0	0	0	0	0																			
Tom Hutton, K OBP: 0.293, SLG: 0.384										0	0	0	0	0	0	0																			
John Tamargo, S OBP: 0.297, SLG: 0.394										0	0	0	1	0	0	0																			
Inning Stats	R: 1 E: 0 K: 0 S: 5	H: 2 LOB: 1 BB: 0 P: 5	R: 1 E: 1 K: 2 S: 9	H: 1 LOB: 1 BB: 0 P: 9	R: 0 E: 0 K: 0 S: 4	H: 1 LOB: 0 BB: 1 P: 8	R: 0 E: 0 K: 0 S: 3	H: 0 LOB: 0 BB: 0 P: 3	R: 0 E: 0 K: 0 S: 4	H: 1 LOB: 2 BB: 1 P: 8	R: 0 E: 0 K: 1 S: 4	H: 0 LOB: 0 BB: 1 P: 8	R: 0 E: 0 K: 0 S: 3	H: 1 LOB: 0 BB: 0 P: 3	R: 2 E: 0 K: 1 S: 8	H: 3 LOB: 1 BB: 0 P: 8	1B: 7 2B: 0 3B: 3 HR: 0	SF: 1 SAC: 0 DP: 1 HBP: 0	WP: 0 PB: 0 SB: 2 CS: 1	PA: 39															
PITCHER	IP WLS BF H R ER SO BB IBB HBP BLK WP HR S P ERA WHIP																																		
Bob Forsch, R ERA: 4.01	(1, 1)	8.0	W	35	9	4	3	3	3	0	0	0	0	0	0	38	50	3.38	1.500																
Darold Knowles, L ERA: 3.72	(9, 1)	0.2		2	0	0	0	0	0	0	0	0	0	0	0	2	2	0.00	0.000																
Mark Littell, R ERA: 2.51	(9, 1)	0.1	S	2	1	0	0	1	0	0	0	0	0	0	0	4	4	0.00	3.000																
Batter	1	2	3	4	5	6	7	8	9	AB	R	H	RBI	BB	SO	LOB	BOTTOM																		
Garry Templeton, S OBP: 0.342, SLG: 0.467	1-3		4-3 S 1B		4-3		4-3 1B			4	1	2	0	0	0	0	Montreal Expos @ St. Louis Cardinals Busch Stadium, St. Louis, MO Fri Sep 07 1979, 7:05 PM CDT Att: 19,782 - Unknown																		
Lou Brock, L OBP: 0.351, SLG: 0.418	CS 1B		4-3		PB S 1B		4-3			4	0	2	0	0	0	2																			
Keith Hernandez, L OBP: 0.417, SLG: 0.511	4-3		K		L6		1B		SF7-4-3-4 BB	3	1	0	0	1	1	3																			
Ted Simmons, S OBP: 0.384, SLG: 0.518		1B 1B		F8 E 1B		K		1-3 2H	SF7-4-3-4 1B	4	2	3	1	0	1	0																			
Tony Scott, S OBP: 0.310, SLG: 0.384		S 1B		E S 1B		BB 1B		SF7-4-3-4		3	1	3	1	0	0	0																			
Jerry Mumphrey, S OBP: 0.346, SLG: 0.381		1-3 1B		F8		BB 1B		3H		4	0	2	2	0	0	2																			
Ken Reitz, R OBP: 0.295, SLG: 0.366		1H 3H		F8		K				4	0	0	0	0	1	3																			
Ken Oberkfell, L OBP: 0.396, SLG: 0.398		L6		FC1-5-2		K				2	0	0	0	2	0	1																			
Bob Forsch, R OBP: 0.186, SLG: 0.222				5-3		L8				4	0	0	0	0	1	4																			
Darold Knowles, L	(9, 1)									0	0	0	0	0	0	0																			
Mark Littell, L	(9, 1)									0	0	0	0	0	0	0																			
Inning Stats	R: 0 E: 0 K: 0 S: 3	H: 1 LOB: 0 BB: 0 P: 3	R: 2 E: 0 K: 0 S: 5	H: 3 LOB: 0 BB: 0 P: 5	R: 0 E: 0 K: 1 S: 6	H: 1 LOB: 1 BB: 0 P: 6	R: 1 E: 0 K: 0 S: 5	H: 2 LOB: 1 BB: 0 P: 5	R: 0 E: 0 K: 1 S: 6	H: 1 LOB: 1 BB: 0 P: 6	R: 0 E: 0 K: 2 S: 9	H: 2 LOB: 3 BB: 1 P: 13	R: 2 E: 0 K: 0 S: 4	H: 2 LOB: 0 BB: 1 P: 8	R: 0 E: 0 K: 0 S: 3	H: 0 LOB: 1 BB: 1 P: 7	1B: 12 2B: 1 3B: 0 HR: 0	SF: 1 SAC: 0 DP: 1 HBP: 0	WP: 0 PB: 1 SB: 4 CS: 1	PA: 36															
PITCHER	IP WLS BF H R ER SO BB IBB HBP BLK WP HR S P ERA WHIP																																		
Steve Rogers, R ERA: 2.8	(1, 1)	5.0	L	21	8	3	2	2	2	0	0	0	0	0	0	25	25	3.60	1.600																
Scott Sanderson, R ERA: 3.55	(6, 1)	1.1		9	3	2	2	2	2	0	0	0	0	0	11	19	13.50	3.750																	
Ross Grimsley, L ERA: 5.26	(7, 1)	1.2		6	1	0	0	0	1	0	0	0	0	0	5	9	0.00	1.200																	

Batter	1	2	3	4	5	6	7	8	9	AB	R	H	RBI	BB	SO	LOB	TOP								
Warren Cromartie, L OBP: 0.327, SLG: 0.419 (1, 7)	F5			SH1-3 SF8 2B		F8	K			5	1	2	0	0	1	1	Montreal Expos @ St. Louis Cardinals Busch Stadium, St. Louis, MO Sat Sep 08 1979, 7:05 PM CDT Att: 28,434 - Unknown								
Dave Cash, R OBP: 0.371, SLG: 0.424 (1, 4)	F8			SH1-3 BB		2B	1B	6-3	F9	4	1	1	0	1	0	1									
Andre Dawson, R OBP: 0.309, SLG: 0.477 (1, 8)	F8			SH1-3 1-2 2-3		K			F9	4	1	1	0	0	1	3									
Tony Perez, R OBP: 0.330, SLG: 0.447 (1, 3)		K		SF8		1B		F8		3	1	1	3	0	1	1									
Gary Carter, R OBP: 0.327, SLG: 0.468 (1, 2)	F9			3-H P6		2B		1B		4	2	2	2	0	0	1									
Ellis Valentine, R OBP: 0.301, SLG: 0.475 (1, 9)						2B		1B		4	0	2	1	0	1	0									
Larry Parrish, R OBP: 0.367, SLG: 0.537 (1, 5)						2B		1B		4	0	1	1	0	1	1									
Rodney Scott, S OBP: 0.317, SLG: 0.293 (1, 6)								1B		4	0	0	0	0	1	2									
Bill Lee, L OBP: 0.206, SLG: 0.206 (1, 1)						1B				4	1	1	0	0	3	0									
Inning Stats	R: 0 E: 0 K: 0 S: 3	H: 0 LOB: 0 BB: 0 P: 3	R: 0 E: 0 K: 2 S: 7	H: 0 LOB: 0 BB: 0 P: 7	R: 0 E: 0 K: 2 S: 7	H: 0 LOB: 0 BB: 0 P: 7	R: 1 E: 0 K: 0 S: 4	H: 1 LOB: 1 BB: 1 P: 8	R: 0 E: 0 K: 0 S: 3	H: 0 LOB: 0 BB: 0 P: 3	R: 4 E: 0 K: 1 S: 10	H: 5 LOB: 1 BB: 0 P: 10	R: 0 E: 0 K: 3 S: 9	H: 0 LOB: 0 BB: 0 P: 9	R: 2 E: 0 K: 0 S: 7	H: 4 LOB: 2 BB: 0 P: 7	R: 0 E: 0 K: 1 S: 6	H: 1 LOB: 1 BB: 0 P: 6	1B: 8 2B: 3 3B: 0 HR: 0	SF: 1 SAC: 1 DP: 0 HBP: 0	WP: 0 PB: 0 SB: 1 CS: 0	PA: 39			
PITCHER	IP	WLS	BF	H	R	ER	SO	BB	IBB	HBP	BLK	WP	HR	S	P	ERA	WHIP								
John Fulgham, R ERA: 2.76 (1, 1)	5.2	L	24	6	5	5	5	1	0	0	0	0	0	33	37	7.94	1.235								
Roy Thomas, R ERA: 2.97 (6, 1)	2.0		10	4	2	2	3	0	0	0	0	0	0	16	16	9.00	2.000								
George Frazier, R ERA: 4.61 (8, 1)	0.1		1	0	0	0	0	0	0	0	0	0	0	1	1	0.00	0.000								
Dan O'Brien, R ERA: 7.36 (9, 1)	1.0		4	1	0	0	1	0	0	0	0	0	0	6	6	0.00	1.000								

AB	36
R	7
H	11
RBI	7
BB	1
SO	9
LOB	10



Batter	1	2	3	4	5	6	7	8	9	AB	R	H	RBI	BB	SO	LOB	BOTTOM								
Garry Templeton, S OBP: 0.342, SLG: 0.466 (1, 6)	6-3							L4		4	0	1	0	0	0	2	Montreal Expos @ St. Louis Cardinals Busch Stadium, St. Louis, MO Sat Sep 08 1979, 7:05 PM CDT Att: 28,434 - Unknown								
Jerry Mumphrey, S OBP: 0.341, SLG: 0.375 Dan O'Brien, R (9, 1)	L8							F9		4	0	0	0	0	0	1									
Keith Hernandez, L OBP: 0.417, SLG: 0.517 (1, 3)										4	1	2	1	0	1	0									
Ted Simmons, S OBP: 0.381, SLG: 0.513 (1, 2)	F7								HR	4	0	0	0	0	0	1									
Tony Scott, S OBP: 0.308, SLG: 0.381 (1, 8)		1-3						6-3		4	0	0	0	0	1	0									
George Hendrick, R OBP: 0.356, SLG: 0.444 (1, 9)		1B						1B		3	1	1	0	1	1	0									
Ken Reitz, R OBP: 0.297, SLG: 0.367 (1, 5)								1B		4	0	2	1	0	0	0									
Ken Oberkfell, L OBP: 0.397, SLG: 0.399 (1, 4)								1B		4	0	2	0	0	1	2									
John Fulgham, R OBP: 0.289, SLG: 0.219 Roy Thomas, R OBP: 0.077, SLG: 0.154 George Frazier, R (8, 1) Jim Lentine, R OBP: 0.667, SLG: 0.667 (8, PH) (9, 7)										1	0	0	0	0	1	2									
Inning Stats	R: 0 E: 0 K: 0 S: 4	H: 1 LOB: 1 BB: 0 P: 4	R: 0 E: 0 K: 2 S: 8	H: 1 LOB: 2 BB: 1 P: 12	R: 0 E: 0 K: 1 S: 5	H: 1 LOB: 0 BB: 0 P: 5	R: 0 E: 0 K: 0 S: 3	H: 0 LOB: 0 BB: 0 P: 3	R: 0 E: 0 K: 0 S: 4	H: 1 LOB: 1 BB: 0 P: 4	R: 0 E: 0 K: 2 S: 7	H: 0 LOB: 0 BB: 0 P: 7	R: 0 E: 0 K: 0 S: 4	H: 1 LOB: 1 BB: 0 P: 4	R: 2 E: 0 K: 0 S: 7	H: 4 LOB: 2 BB: 0 P: 7	1B: 7 2B: 1 3B: 0 HR: 1	SF: 0 SAC: 1 DP: 0 HBP: 0	WP: 0 PB: 0 SB: 0 CS: 0	PA: 36					
PITCHER	IP	WLS	BF	H	R	ER	SO	BB	IBB	HBP	BLK	WP	HR	S	P	ERA	WHIP								
Bill Lee, L ERA: 3.04 (1, 1)	9.0	W	36	9	2	2	5	1	0	0	0	0	1	45	49	2.00	1.111								



Batter	1	2	3	4	5	6	7	8	9	AB	R	H	RBI	BB	SO	LOB	TOP								
Warren Cromartie, L OBP: 0.324, SLG: 0.416 (1, 7)										5	0	0	0	0	1	2									
Dave Cash, R OBP: 0.373, SLG: 0.417 (1, 4)										4	1	1	0	1	1	0									
Andre Dawson, R OBP: 0.308, SLG: 0.474 (1, 8)										3	0	0	0	1	1	1									
Rusty Staub, L OBP: 0.336, SLG: 0.421 (6, PR)										3	0	0	0	0	1	2									
Tony Bemazard, S OBP: 0.500, SLG: 0.425 (6, 3)										0	1	0	0	0	0	0									
Tom Hutton, L OBP: 0.369, SLG: 0.378 (1, 2)										4	2	3	1	0	1	2									
Ellis Valentine, R OBP: 0.306, SLG: 0.481 (1, 9)										3	0	3	1	1	0	0									
Larry Parrish, R OBP: 0.366, SLG: 0.534 (1, 5)										4	0	1	1	0	0	5									
Rodney Scott, S OBP: 0.315, SLG: 0.290 (1, 6)										4	0	0	1	0	2	5									
Rudy May, L OBP: 0.176, SLG: 0.125 (6, 1)										2	0	0	0	0	2	2									
Elias Sosa, R OBP: 0.231, SLG: 0.250 (7, 1)										1	0	0	0	0	0	0									
Woodie Fryman, R (7, 1)										1	0	0	0	0	1	0									
Inning Stats	R: 0 E: 0 K: 0 S: 3	H: 0 LOB: 0 BB: 0 P: 3	R: 1 E: 0 K: 1 S: 6	H: 2 LOB: 0 BB: 0 P: 6	R: 0 E: 0 K: 2 S: 7	H: 0 LOB: 0 BB: 0 P: 7	R: 0 E: 0 K: 1 S: 5	H: 0 LOB: 0 BB: 0 P: 5	R: 1 E: 1 K: 2 S: 10	H: 2 LOB: 2 BB: 0 P: 10	R: 2 E: 0 K: 1 S: 8	H: 3 LOB: 2 BB: 1 P: 12	R: 0 E: 0 K: 0 S: 3	H: 0 LOB: 1 BB: 1 P: 7	R: 0 E: 0 K: 1 S: 6	H: 1 LOB: 2 BB: 1 P: 10	R: 0 E: 0 K: 2 S: 7	H: 0 LOB: 0 BB: 0 P: 7	1B: 5 2B: 2 3B: 0 HR: 1	SF: 0 SAC: 0 DP: 1 HBP: 0	WP: 0 PB: 0 SB: 1 CS: 0	PA: 38			
PITCHER	IP	WLS	BF	H	R	ER	SO	BB	IBB	HBP	BLK	WP	HR	S	P	ERA	WHIP								
Pete Vuckovich, R ERA: 3.78 Mark Littell, R ERA: 2.44	7.0	L	30	7	4	4	7	2	0	0	0	0	1	42	50	5.14	1.286								
(8, 1)	2.0		8	1	0	0	3	1	0	0	0	0	0	13	17	0.00	1.000								

Montreal Expos @ St. Louis Cardinals
 Busch Stadium, St. Louis, MO
 Sun Sep 09 1979, 3:33 AM CDT
 Att: 46,351 - Unknown

AB	35
R	4
H	8
RBI	4
BB	3
SO	10
LOB	19



Batter	1	2	3	4	5	6	7	8	9	AB	R	H	RBI	BB	SO	LOB	BOTTOM								
Garry Templeton, S OBP: 0.341, SLG: 0.464 (1, 6)										4	0	1	0	0	1	6									
Lou Brock, L OBP: 0.383, SLG: 0.416 Mark Littell, L (8, 1)										2	0	0	0	2	0	4									
Keith Hernandez, L OBP: 0.416, SLG: 0.515 (1, 3)										4	0	1	0	0	0	4									
Ted Simmons, S OBP: 0.380, SLG: 0.518 (1, 2)										4	1	1	1	0	0	2									
Tony Scott, S OBP: 0.307, SLG: 0.380 (1, 8)										4	0	1	0	0	2	2									
George Hendrick, R OBP: 0.353, SLG: 0.440 (1, 9)										4	0	0	0	0	0	3									
Ken Reitz, R OBP: 0.298, SLG: 0.369 (1, 5)										3	0	1	0	1	0	1									
Ken Oberkfell, L OBP: 0.398, SLG: 0.401 (1, 4)										4	0	2	0	0	0	1									
Pete Vuckovich, R OBP: 0.164, SLG: 0.169 Jerry Mumphrey, S (7, PH) (8, 7)										1	0	0	0	0	0	1									
Inning Stats	R: 0 E: 0 K: 0 S: 3	H: 1 LOB: 0 BB: 0 P: 3	R: 1 E: 1 K: 0 S: 4	H: 2 LOB: 0 BB: 0 P: 4	R: 0 E: 0 K: 0 S: 4	H: 1 LOB: 2 BB: 1 P: 8	R: 0 E: 0 K: 0 S: 3	H: 0 LOB: 0 BB: 0 P: 3	R: 0 E: 0 K: 1 S: 6	H: 1 LOB: 1 BB: 0 P: 6	R: 0 E: 0 K: 1 S: 6	H: 1 LOB: 2 BB: 1 P: 10	R: 0 E: 0 K: 0 S: 4	H: 2 LOB: 2 BB: 1 P: 8	R: 0 E: 0 K: 1 S: 5	H: 0 LOB: 0 BB: 0 P: 5	R: 0 E: 0 K: 0 S: 3	H: 0 LOB: 0 BB: 0 P: 3	1B: 6 2B: 2 3B: 0 HR: 1	SF: 0 SAC: 1 DP: 2 HBP: 0	WP: 0 PB: 0 SB: 1 CS: 1	PA: 35			
PITCHER	IP	WLS	BF	H	R	ER	SO	BB	IBB	HBP	BLK	WP	HR	S	P	ERA	WHIP								
Rudy May, L ERA: 2.18 Elias Sosa, R ERA: 1.92 Woodie Fryman, L ERA: 3.1	5.2	W	23	6	1	1	2	2	0	0	1	25	33	1.59	1.412										
(6, 1)	0.1		4	2	0	0	0	1	0	0	0	0	0	3	7	0.00	9.000								
(7, 1)	3.0	S	8	0	0	0	1	0	0	0	0	0	0	10	10	0.00	0.000								

Montreal Expos @ St. Louis Cardinals
 Busch Stadium, St. Louis, MO
 Sun Sep 09 1979, 3:33 AM CDT
 Att: 46,351 - Unknown

AB	31
R	1
H	8
RBI	1
BB	3
SO	3
LOB	24



Batter	1	2	3	4	5	6	7	8	9	AB	R	H	RBI	BB	SO	LOB	TOP			
Ivan De Jesus, R OBP: 0.340, SLG: 0.373										5	1	3	0	0	1	0				
Scot Thompson, L OBP: 0.351, SLG: 0.417										5	1	2	0	0	0	2				
Dave Kingman, R OBP: 0.348, SLG: 0.638										4	1	1	1	0	1	2				
Larry Bittner, L OBP: 0.360, SLG: 0.434										4	0	2	1	0	1	0				
Steve Ontiveros, S OBP: 0.375, SLG: 0.383										4	0	2	1	0	0	1				
Jerry Martin, R OBP: 0.331, SLG: 0.461										4	0	0	0	0	2	4				
Tim Blackwell, S OBP: 0.331, SLG: 0.214										3	0	0	0	1	0	3				
Mick Kelleher, R OBP: 0.295, SLG: 0.289										3	0	0	0	0	0	4				
Bill Buckner, L OBP: 0.317, SLG: 0.440										1	0	0	0	0	0	0				
Dennis Lamp, R OBP: 0.208, SLG: 0.196										3	0	0	0	0	2	0				
Bruce Sutter, R OBP: 0.333, SLG: 0.273										0	0	0	0	0	0	0				
Ken Henderson, S OBP: 0.379, SLG: 0.367										1	0	0	0	0	0	0				
Inning Stats	R: 3 E: 0 K: 1 S: 10	H: 5 LOB: 2 BB: 0 P: 10	R: 0 E: 0 K: 1 S: 5	H: 0 LOB: 0 BB: 0 P: 5	R: 0 E: 0 K: 2 S: 7	H: 0 LOB: 0 BB: 0 P: 7	R: 0 E: 0 K: 1 S: 5	H: 0 LOB: 0 BB: 0 P: 5	R: 0 E: 0 K: 2 S: 8	H: 1 LOB: 1 BB: 1 P: 8	R: 0 E: 0 K: 0 S: 4	H: 1 LOB: 1 BB: 0 P: 4	R: 0 E: 0 K: 0 S: 4	H: 1 LOB: 1 BB: 0 P: 4	R: 0 E: 0 K: 0 S: 4	H: 1 LOB: 1 BB: 0 P: 4	1B: 9 2B: 1 3B: 0 HR: 0	SF: 0 SAC: 0 DP: 0 HBP: 0	WP: 1 PB: 0 SB: 0 CS: 0	PA: 38
PITCHER Steve Rogers, R ERA: 2.81	IP: 9.0 WLS: W BF: 38 H: 10 R: 3 ER: 3 SO: 7 BB: 1 IBB: 0 HBP: 0 BLK: 0 WP: 1 HR: 0 S: 51 P: 55 ERA: 3.00 WHIP: 1.222															PITCHER				

Chicago Cubs @ Montreal Expos
Olympic Stadium, Montreal, QB
Wed Sep 12 1979, 7:05 PM EDT
Att: 15,121 - Unknown

AB	37
R	3
H	10
RBI	3
BB	1
SO	7
LOB	16



Batter	1	2	3	4	5	6	7	8	9	AB	R	H	RBI	BB	SO	LOB	BOTTOM	
Warren Cromartie, L OBP: 0.328, SLG: 0.415										4	0	0	0	0	1	1		
Dave Cash, R OBP: 0.390, SLG: 0.435										4	0	1	0	0	0	0		
Andre Dawson, R OBP: 0.307, SLG: 0.474										4	1	0	0	0	0	2		
Tony Perez, R OBP: 0.328, SLG: 0.444										4	1	1	2	0	0	0		
Gary Carter, R OBP: 0.333, SLG: 0.481										3	1	1	1	1	0	0		
Ellis Valentine, R OBP: 0.308, SLG: 0.480										4	1	2	1	0	1	1		
Larry Parrish, R OBP: 0.367, SLG: 0.555										3	1	1	1	0	0	1		
Rodney Scott, S OBP: 0.313, SLG: 0.288										3	0	0	0	0	1	2		
Steve Rogers, R OBP: 0.197, SLG: 0.181										2	1	0	0	1	1	0		
Inning Stats	R: 0 E: 0 K: 0 S: 3	H: 0 LOB: 0 BB: 0 P: 3	R: 0 E: 0 K: 0 S: 3	H: 0 LOB: 0 BB: 0 P: 3	R: 1 E: 0 K: 1 S: 6	H: 1 LOB: 0 BB: 0 P: 6	R: 0 E: 0 K: 0 S: 3	H: 0 LOB: 0 BB: 0 P: 3	R: 0 E: 0 K: 0 S: 3	H: 0 LOB: 0 BB: 0 P: 3	R: 2 E: 1 K: 1 S: 7	H: 1 LOB: 1 BB: 1 P: 11	R: 3 E: 0 K: 2 S: 10	H: 3 LOB: 1 BB: 1 P: 14	1B: 2 2B: 2 3B: 1 HR: 1	SF: 0 SAC: 0 DP: 0 HBP: 0	WP: 0 PB: 0 SB: 0 CS: 0	PA: 33
PITCHER Dennis Lamp, R ERA: 3.67	IP: 6.2 WLS: L BF: 9 H: 3 R: 3 ER: 3 SO: 3 BB: 1 IBB: 0 HBP: 0 BLK: 0 WP: 0 HR: 1 S: 25 P: 29 ERA: 2.70 WHIP: 0.600															PITCHER		
PITCHER Bruce Sutter, R ERA: 2.1	IP: 1.1 WLS: L BF: 9 H: 3 R: 3 ER: 3 SO: 3 BB: 1 IBB: 0 HBP: 0 BLK: 0 WP: 0 HR: 1 S: 14 P: 18 ERA: 20.25 WHIP: 3.000															PITCHER		

Chicago Cubs @ Montreal Expos
Olympic Stadium, Montreal, QB
Wed Sep 12 1979, 7:05 PM EDT
Att: 15,121 - Unknown

AB	31
R	6
H	6
RBI	5
BB	2
SO	4
LOB	7



Batter	1	2	3	4	5	6	7	8	9	10	11	AB	R	H	RBI	BB	SO	LOB	TOP					
Garry Templeton, S OBP: 0.337, SLG: 0.457	F8		P4			F9			5-3		F8	5	0	0	0	0	0	0						
Jerry Mumphy, S OBP: 0.345, SLG: 0.379	6-3			K		L9					E1	5	0	1	0	0	1	0						
Keith Hernandez, L OBP: 0.411, SLG: 0.506	F8			F8		K			P6		F7	5	0	0	0	0	1	2						
Ted Simmons, S OBP: 0.376, SLG: 0.511		F7		6-3		F8			L6		K	5	0	0	0	0	1	2						
George Hendrick, R OBP: 0.350, SLG: 0.438						5-3			F8			4	0	1	0	0	0	0						
Tony Scott, S OBP: 0.303, SLG: 0.373						F7			F8			4	0	0	0	0	2	1						
Ken Reitz, R OBP: 0.303, SLG: 0.382												4	1	3	1	0	0	1						
Tom Herr, S OBP: 0.375, SLG: 0.167	6-3											0	0	0	0	0	0	0						
Ken Oberkfell, L OBP: 0.400, SLG: 0.402				F7		1-3			F8			4	0	1	0	0	0	1						
Pete Vuckovich, R OBP: 0.158, SLG: 0.162												3	0	0	0	0	1	0						
Roger Freed, R OBP: 0.345, SLG: 0.520				P6					1-3			1	0	0	0	0	0	2						
Will McEnaney, L OBP: 0.375, SLG: 0.167												0	0	0	0	0	0	0						
Mark Littell, L OBP: 0.375, SLG: 0.167												0	0	0	0	0	0	0						
Inning Stats	R: 0 E: 0 K: 0 S: 3	H: 0 LOB: 0 BB: 0 P: 3	R: 0 E: 0 K: 1 S: 6	H: 1 LOB: 1 BB: 0 P: 6	R: 0 E: 0 K: 0 S: 3	H: 0 LOB: 0 BB: 0 P: 3	R: 0 E: 0 K: 1 S: 5	H: 0 LOB: 0 BB: 0 P: 5	R: 0 E: 0 K: 1 S: 5	H: 0 LOB: 0 BB: 0 P: 5	R: 1 E: 0 K: 1 S: 6	H: 1 LOB: 1 BB: 0 P: 6	R: 0 E: 0 K: 0 S: 4	H: 1 LOB: 1 BB: 0 P: 4	R: 0 E: 0 K: 0 S: 5	H: 2 LOB: 2 BB: 0 P: 5	R: 0 E: 1 K: 1 S: 6	H: 0 LOB: 1 BB: 0 P: 6	1B: 3 2B: 2 3B: 0 HR: 1	SF: 0 SAC: 0 DP: 0 HBP: 0	WP: 0 PB: 0 SB: 0 CS: 0	PA: 40		
PITCHER	IP 10.0	WLS 10.0	BF 36	H 6	R 1	ER 1	SO 5	BB 0	IBB 0	HBP 0	BLK 0	WP 0	HR 0	S 46	P 46	ERA 0.90	WHIP 0.600							
Dan Schatzeder, L ERA: 2.82	(1, 1)																							
Elias Sosa, R ERA: 1.84	(11, 1)	1.0	W	4	0	0	0	1	0	0	0	0	0	6	6	0.00	0.000							

St. Louis Cardinals @ Montreal Expos
Olympic Stadium, Montreal, QB
Sat Sep 15 1979, 3:33 AM EDT
Cloudy

AB	40
R	1
H	6
RBI	1
BB	0
SO	6
LOB	9



Batter	1	2	3	4	5	6	7	8	9	10	11	AB	R	H	RBI	BB	SO	LOB	BOTTOM				
Warren Cromartie, L OBP: 0.324, SLG: 0.412	6-3		P4			SH3-4					K	4	0	1	0	0	1	1					
Dave Cash, R OBP: 0.366, SLG: 0.435	P6			6-3		4-3			F9		FC6-4	5	0	2	0	0	0	2					
Andre Dawson, R OBP: 0.304, SLG: 0.470	5-3			F7		4-3			K		FC6-4	5	0	0	1	0	1	4					
Tony Perez, R OBP: 0.326, SLG: 0.444		F9				6-3					K	3	0	1	0	1	0	1					
Tim Raines, S OBP: 0.360, SLG: 0.368											K	0	0	0	0	0	0	0					
Tom Hutton, L OBP: 0.360, SLG: 0.368											K	1	0	0	0	0	1	0					
Gary Carter, R OBP: 0.334, SLG: 0.484				6-3		6-3			F7		SH3-4	4	1	1	0	0	1	1					
Ellis Valentine, R OBP: 0.308, SLG: 0.476						6-3			5-3		1B	4	0	1	0	1	0	0					
Larry Parrish, R OBP: 0.365, SLG: 0.548						F9			F8		5-3	5	0	1	0	0	0	2					
Rodney Scott, S OBP: 0.313, SLG: 0.289						F8			6-3			5	0	1	1	0	0	3					
Dan Schatzeder, L ERA: 3.66	(1, 1)											1	1	1	0	2	0	0					
Jerry White, S OBP: 0.365, SLG: 0.395	(10, PH)											1	0	0	0	0	0	0					
Elias Sosa, R OBP: 0.214, SLG: 0.231	(11, 1)											0	0	0	0	0	0	0					
Inning Stats	R: 0 E: 0 K: 0 S: 3	H: 0 LOB: 0 BB: 0 P: 3	R: 0 E: 0 K: 1 S: 5	H: 0 LOB: 0 BB: 0 P: 5	R: 0 E: 0 K: 0 S: 4	H: 1 LOB: 1 BB: 0 P: 4	R: 0 E: 0 K: 0 S: 4	H: 1 LOB: 1 BB: 0 P: 4	R: 0 E: 0 K: 0 S: 3	H: 0 LOB: 0 BB: 0 P: 3	R: 0 E: 0 K: 1 S: 6	H: 1 LOB: 2 BB: 1 P: 10	R: 0 E: 0 K: 0 S: 3	H: 0 LOB: 3 BB: 2 P: 11	R: 0 E: 0 K: 1 S: 6	H: 1 LOB: 1 BB: 0 P: 6	R: 1 E: 0 K: 1 S: 7	H: 4 LOB: 3 BB: 0 P: 7	1B: 8 2B: 0 3B: 1 HR: 0	SF: 0 SAC: 2 DP: 0 HBP: 0	WP: 0 PB: 0 SB: 2 CS: 0	PA: 44	
PITCHER	IP 9.0	WLS 1.1	BF 35	H 4	R 1	ER 1	SO 2	BB 3	IBB 1	HBP 0	BLK 0	WP 0	HR 0	S 35	P 51	ERA 1.00	WHIP 0.778						
Pete Vuckovich, R ERA: 2.89	(10, 1)	1.1	L	7	3	1	1	2	0	0	0	0	0	11	11	6.75	2.250						
Mark Littell, R ERA: 2.44	(11, 1)	0.0		2	2	0	0	0	0	0	0	0	0	2	2	=	=						

St. Louis Cardinals @ Montreal Expos
Olympic Stadium, Montreal, QB
Sat Sep 15 1979, 3:33 AM EDT
Cloudy

AB	38
R	2
H	9
RBI	2
BB	4
SO	4
LOB	14



Batter	1	2	3	4	5	6	7	8	9	AB	R	H	RBI	BB	SO	LOB	TOP			
Garry Templeton, S (1.6)	L6		K		F9		HR			4	1	1	2	0	1	0	St. Louis Cardinals @ Montreal Expos Olympic Stadium, Montreal, QB Sat Sep 15 1979, 7:05 PM EDT Att. 48,459 - Cloudy			
Jerry Mumphrey, S (1.7)	1B			1B	F8		6-3			4	1	2	0	0	0					
Keith Hernandez, L (1.3)	F8			SF9	4-3			CS		3	1	1	0	1	0					
Ted Simmons, S (1.2)	P6			SF9	1-3			P5		3	0	1	1	0	0					
George Hendrick, R (1.9)		G6-4-3		1-3	1-3			CS		3	0	2	1	1	0					
Tony Scott, S (1.8)	F9			1-3	1-3			CS	L3	4	0	0	0	0	1	3				
Ken Reitz, R (1.5)	G6-4-3								L7	3	0	0	0	1	1					
Ken Oberkfell, L (1.4)			4-3	1-3			HR		4-3	3	1	0	0	1	0	2				
John Fulgham, R (1.1)			K		K		K			3	0	0	0	0	3	1				
Inning Stats	R: 0 E: 0 K: 0 S: 4	H: 1 LOB: 1 BB: 0 P: 4	R: 0 E: 0 K: 0 S: 3	H: 1 LOB: 0 BB: 0 P: 3	R: 0 E: 0 K: 2 S: 7	H: 0 LOB: 0 BB: 0 P: 7	R: 2 E: 0 K: 0 S: 6	H: 3 LOB: 2 BB: 1 P: 10	R: 0 E: 0 K: 1 S: 5	H: 0 LOB: 0 BB: 0 P: 5	R: 2 E: 0 K: 1 S: 8	H: 1 LOB: 0 BB: 1 P: 12	R: 0 E: 0 K: 0 S: 1	H: 0 LOB: 0 BB: 2 P: 9	R: 0 E: 0 K: 0 S: 3	H: 0 LOB: 0 BB: 0 P: 3	1B: 6 2B: 0 3B: 0 HR: 1	SF: 1 SAC: 0 DP: 1 HBP: 0	WP: 0 PB: 0 SB: 0 CS: 2	PA: 36
PITCHER	IP	WLS	BF	H	R	ER	SO	BB	IBB	HBP	BLK	WP	HR	S	P	ERA	WHIP			
Rudy May, L (1.1)	6.0	L	24	6	2	2	4	0	1	0	0	0	0	31	35	3.00	1.000			
Stan Bahnsen, R (7.1)	2.0		8	1	2	2	2	3	0	0	0	0	1	9	21	9.00	2.000			
Bill Atkinson, R (9.1)	1.0		3	0	0	0	0	0	0	0	0	0	0	3	3	0.00	0.000			

AB	30
R	4
H	7
RBI	4
BB	4
SO	6
LOB	11



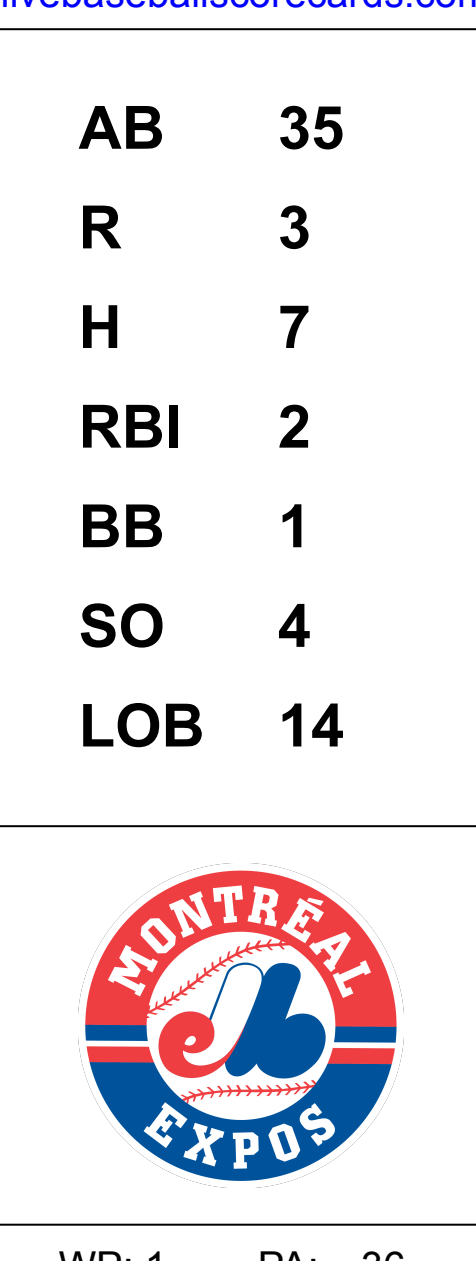
Batter	1	2	3	4	5	6	7	8	9	AB	R	H	RBI	BB	SO	LOB	BOTTOM							
Warren Cromartie, L (1.7)	F8		F7			K		4-3		4	0	0	0	0	1	1	St. Louis Cardinals @ Montreal Expos Olympic Stadium, Montreal, QB Sat Sep 15 1979, 7:05 PM EDT Att. 48,459 - Cloudy							
Dave Cash, R (1.4)	4-3			F8		1-3			4-3	4	0	1	0	0	0	1								
Andre Dawson, R (1.8)				S					6-3	3	0	2	1	1	0	1								
Rusty Staub, L (1.3)	4-3				P3				4-3	4	0	0	0	0	0	4								
Gary Carter, R (1.2)			6-3		F3				F2	4	0	0	0	0	1	2								
Ellis Valentine, R (1.9)			6-3			1-3				3	0	0	0	0	0	0								
Larry Parrish, R (1.5)			6-3			K			6-3	3	0	0	0	0	1	0								
Rodney Scott, S (1.6)				K		F7			F7	3	0	0	0	0	1	0								
Rudy May, L (1.1)										1	0	0	0	0	1	0								
Jerry White, S (6, PH)										1	1	1	0	0	0	0								
Stan Bahnsen, R (7.1)										0	0	0	0	0	0	0								
Tom Hutton, L (8, PH)										1	0	0	0	0	0	0								
Bill Atkinson, L (9.1)						1-3			4-3	0	0	0	0	0	0	0								
Inning Stats	R: 0 E: 0 K: 0 S: 4	H: 1 LOB: 1 BB: 0 P: 4	R: 0 E: 0 K: 0 S: 3	H: 0 LOB: 0 BB: 0 P: 3	R: 0 E: 0 K: 2 S: 7	H: 0 LOB: 0 BB: 0 P: 7	R: 0 E: 0 K: 0 S: 3	H: 0 LOB: 1 BB: 1 P: 7	R: 0 E: 0 K: 1 S: 5	H: 0 LOB: 0 BB: 0 P: 5	R: 1 E: 0 K: 1 S: 7	H: 2 LOB: 1 BB: 0 P: 7	R: 0 E: 0 K: 1 S: 5	H: 0 LOB: 0 BB: 0 P: 5	R: 0 E: 0 K: 0 S: 3	H: 0 LOB: 0 BB: 0 P: 3	R: 0 E: 0 K: 0 S: 4	H: 1 LOB: 1 BB: 0 P: 4	R: 0 E: 0 K: 0 S: 4	H: 1 LOB: 1 BB: 0 P: 4	1B: 3 2B: 1 3B: 0 HR: 0	SF: 0 SAC: 0 DP: 0 HBP: 0	WP: 0 PB: 0 SB: 2 CS: 0	PA: 32
PITCHER	IP	WLS	BF	H	R	ER	SO	BB	IBB	HBP	BLK	WP	HR	S	P	ERA	WHIP							
John Fulgham, R (1.1)	9.0	W	32	4	1	1	5	1	0	0	0	0	0	41	45	1.00	0.556							



Batter	1	2	3	4	5	6	7	8	9	AB	R	H	RBI	BB	SO	LOB	TOP					
Garry Templeton, S (1, 6) OBP: 0.337, SLG: 0.462										5	1	2	1	0	1	0	St. Louis Cardinals @ Montreal Expos Olympic Stadium, Montreal, QB Sun Sep 16 1979, 3:33 AM EDT Sunny - 62 F					
Jerry Muncy, S (1, 7) OBP: 0.345, SLG: 0.378										5	0	1	0	0	1	3						
Keith Hernandez, L (1, 3) OBP: 0.413, SLG: 0.506										3	1	2	1	1	0	1						
Ted Simmons, S (1, 2) OBP: 0.372, SLG: 0.505										4	0	0	0	0	0	4						
George Hendrick, R (1, 9) OBP: 0.350, SLG: 0.436										4	0	0	0	0	0	3						
Tony Scott, S (1, 8) OBP: 0.300, SLG: 0.369										4	1	1	0	0	3	2						
Ken Reitz, R (1, 5) OBP: 0.302, SLG: 0.379										4	1	1	0	0	1	2						
Ken Oberkfell, L (1, 4) OBP: 0.399, SLG: 0.401										3	0	1	1	1	0	0						
Silvio Martinez, R (1, 1) OBP: 0.153, SLG: 0.158										3	0	0	0	0	0	5						
Mark Littell, L (8, 1)										1	0	0	0	0	1	0						
Inning Stats	R: 1 E: 0 K: 1 S: 7	H: 2 LOB: 1 BB: 0 P: 7	R: 2 E: 0 K: 0 S: 6	H: 4 LOB: 1 BB: 0 P: 6	R: 1 E: 2 K: 1 S: 7	H: 0 LOB: 3 BB: 2 P: 15	R: 0 E: 0 K: 0 S: 4	H: 1 LOB: 1 BB: 0 P: 4	R: 0 E: 0 K: 2 S: 7	H: 0 LOB: 0 BB: 0 P: 7	R: 0 E: 0 K: 1 S: 5	H: 0 LOB: 0 BB: 0 P: 5	R: 0 E: 0 K: 0 S: 4	H: 1 LOB: 1 BB: 0 P: 4	R: 0 E: 0 K: 1 S: 5	H: 0 LOB: 0 BB: 0 P: 5	R: 0 E: 0 K: 1 S: 5	H: 0 LOB: 0 BB: 0 P: 5	1B: 6 2B: 2 HR: 0	SF: 0 SAC: 0 DP: 1 HBP: 0	WP: 0 PB: 0 SB: 0 CS: 0	PA: 38
PITCHER	IP WLS BF H R ER SO BB IBB HBP BLK WP HR S P ERA WHIP																					
Ross Grimsley, L (1, 1) ERA: 5.38	2.0 L 11 6 3 3 1 0 0 0 0 0 0 0 13 13 13.50 3.000																					
Bill Atkinson, R (3, 1) ERA:	3.0 14 1 1 0 3 1 1 0 0 0 0 0 18 26 0.00 0.667																					
Dale Murray, R (6, 1) ERA: 4.59	2.0 7 1 0 0 1 0 0 0 0 0 0 0 9 9 0.00 0.500																					
Stan Bahnsen, R (8, 1) ERA: 3.21	2.0 6 0 0 0 2 0 0 0 0 0 0 0 10 10 0.00 0.000																					

Batter	1	2	3	4	5	6	7	8	9	AB	R	H	RBI	BB	SO	LOB	BOTTOM			
Warren Cromartie, L (1, 7) OBP: 0.320, SLG: 0.407										4	0	0	0	0	1	0	St. Louis Cardinals @ Montreal Expos Olympic Stadium, Montreal, QB Sun Sep 16 1979, 3:33 AM EDT Sunny - 62 F			
Dave Cash, R (1, 4) OBP: 0.386, SLG: 0.435										3	0	1	0	1	0	0				
Andre Dawson, R (1, 8) OBP: 0.306, SLG: 0.469										4	0	1	0	0	1	2				
Tony Perez, R (1, 3) OBP: 0.326, SLG: 0.444										4	1	1	0	0	0	2				
Tim Raines, S (8, PR)										0	0	0	0	0	0	0				
Randy Bass, L (9, 3)										0	0	0	0	0	0	0				
Gary Carter, R (1, 2) OBP: 0.331, SLG: 0.477										4	0	1	0	0	0	2				
Ellis Valentine, R (1, 9) OBP: 0.306, SLG: 0.471										4	1	1	0	0	1	3				
Larry Parrish, R (1, 5) OBP: 0.362, SLG: 0.548										4	1	1	2	0	0	2				
Rodney Scott, S (1, 6) OBP: 0.311, SLG: 0.287											4	0	1	0	0	1				
Ross Grimsley, L (1, 1) John Tamargo, S (2, PR) Bill Atkinson, L (3, 1) Jerry White, S (5, PR) Dale Murray, R (6, 1) Tom Hutton, R (7, PR) Stan Bahnsen, R (8, 1) Rusty Staub, L (9, PR)	R: 0 E: 0 K: 1 S: 6	H: 1 LOB: 1 BB: 0 P: 6	R: 0 E: 0 K: 0 S: 5	H: 2 LOB: 2 BB: 0 P: 5	R: 0 E: 0 K: 1 S: 5	H: 0 LOB: 0 BB: 0 P: 5	R: 1 E: 1 K: 0 S: 5	H: 1 LOB: 1 BB: 0 P: 5	R: 0 E: 0 K: 1 S: 3	H: 0 LOB: 0 BB: 0 P: 3	R: 0 E: 0 K: 0 S: 6	H: 1 LOB: 2 BB: 0 P: 6	R: 0 E: 0 K: 0 S: 3	H: 0 LOB: 0 BB: 0 P: 3	R: 0 E: 0 K: 0 S: 3	H: 0 LOB: 0 BB: 0 P: 3	1B: 5 2B: 1 3B: 0 HR: 1	SF: 0 SAC: 0 DP: 0 HBP: 0	WP: 1 PB: 0 SB: 1 CS: 0	PA: 36
PITCHER	IP WLS BF H R ER SO BB IBB HBP BLK WP HR S P ERA WHIP																			
Silvio Martinez, R (1, 1) ERA: 3.47	7.0 W 30 7 3 2 3 1 0 0 0 0 0 0 35 39 2.57 1.143																			
Mark Littell, R (8, 1) ERA: 2.39	2.0 S 6 0 0 0 1 0 0 0 0 0 0 0 8 8 0.00 0.000																			

AB	36
R	4
H	8
RBI	3
BB	2
SO	7
LOB	20



Batter	1	2	3	4	5	6	7	8	9	10	AB	R	H	RBI	BB	SO	LOB	TOP						
Garry Templeton, S OBP: 0.334, SLG: 0.458 (1, 6)	K	F9		F8			F7			B1	5	0	0	0	0	1	3	St. Louis Cardinals @ Montreal Expos Olympic Stadium, Montreal, QB Sun Sep 16 1979, 3:38 AM EDT Att. 59,282 - Sunny - 62 F livebaseballscorecards.com						
Lou Brock, L OBP: 0.350, SLG: 0.412 (1, 7)	S 1B			4-3			F8			K	5	0	2	0	0	1	2							
Dane Iorg, L OBP: 0.327, SLG: 0.368 Tony Scott, S OBP: 0.300, SLG: 0.369 (1, 9) (7, 8)	F8		4-3				F8			K	4	0	0	0	0	0	2							
Keith Hernandez, L OBP: 0.416, SLG: 0.510 (1, 3)				1B							2	0	1	0	2	0	0							
Terry Kennedy, L OBP: 0.299, SLG: 0.370 (1, 2)				BB							4	0	1	0	0	1	3							
Jerry Mumphrey, S OBP: 0.344, SLG: 0.376 (1, 8) (7, 9)											4	1	1	0	0	0	3							
Roy Thomas, R OBP: 0.077, SLG: 0.154 Darold Knowles, L (10, 1) George Frazier, R (10, 1)		1B S SF7		L8							0	0	0	0	0	0	0							
Ken Reitz, R OBP: 0.304, SLG: 0.380 (1, 5)											4	0	2	0	0	0	0							
Ken Oberkfell, L OBP: 0.398, SLG: 0.398 (1, 4)											2	0	0	1	1	1	0							
John Denny, R OBP: 0.143, SLG: 0.191 George Hendrick, R OBP: 0.350, SLG: 0.435 (1, 1) (8, 9)											2	0	0	0	0	2	2							
Inning Stats	R: 0 E: 0 K: 1 S: 6	H: 1 LOB: 2 BB: 1 P: 10	R: 1 E: 0 K: 0 S: 5	H: 2 LOB: 1 BB: 0 P: 5	R: 0 E: 0 K: 0 S: 4	H: 2 LOB: 2 BB: 1 P: 8	R: 0 E: 0 K: 1 S: 6	H: 1 LOB: 1 BB: 0 P: 10	R: 0 E: 0 K: 1 S: 6	H: 0 LOB: 0 BB: 0 P: 7	R: 0 E: 0 K: 0 S: 3	H: 0 LOB: 0 BB: 0 P: 3	R: 0 E: 0 K: 0 S: 3	H: 0 LOB: 0 BB: 0 P: 3	R: 0 E: 0 K: 2 S: 7	H: 0 LOB: 0 BB: 0 P: 7	R: 0 E: 0 K: 2 S: 7	H: 0 LOB: 0 BB: 0 P: 7	1B: 6 2B: 0 3B: 1 HR: 0	SF: 1 SAC: 1 DP: 0 HBP: 0	WP: 0 PB: 0 SB: 2 CS: 1	PA: 39		
PITCHER Scott Sanderson, R ERA: 3.38 (1, 1)	IP 10.0	WLS W 39	BF H 7	R ER 1 SO 7	BB 3	IBB 0	HBP 0	BLK 0	WP 0	HR 0	S 50	P 62	ERA 0.90	WHIP 1.000										

Batter	1	2	3	4	5	6	7	8	9	10	AB	R	H	RBI	BB	SO	LOB	BOTTOM						
Warren Cromartie, L OBP: 0.321, SLG: 0.406 (1, 7)	2B		L7					F8		E4	5	2	2	0	0	0	2	St. Louis Cardinals @ Montreal Expos Olympic Stadium, Montreal, QB Sun Sep 16 1979, 3:38 AM EDT Att. 59,282 - Sunny - 62 F livebaseballscorecards.com						
Dave Cash, R OBP: 0.386, SLG: 0.463 (1, 4)	2B		F7								5	1	2	5	0	0	1							
Andre Dawson, R OBP: 0.307, SLG: 0.471 (1, 8)	P4										4	0	2	0	0	0	2							
Rusty Staub, L OBP: 0.327, SLG: 0.407 (1, 3)	P5										4	0	0	0	0	0	4							
Larry Parrish, R OBP: 0.359, SLG: 0.543 (1, 5)	K										4	0	0	0	0	1	3							
Ellis Valentine, R OBP: 0.305, SLG: 0.466 (1, 9)			1-4-3								3	0	0	0	1	0	1							
Rodney Scott, S OBP: 0.309, SLG: 0.284 (1, 6)			L5								4	0	0	0	0	0	1							
Duffy Dyer, R OBP: 0.304, SLG: 0.323 John Tamargo, S OBP: 0.273, SLG: 0.382 Gary Carter, R OBP: 0.332, SLG: 0.481 (1, 2) (8, PH) (9, 2)			6-3								2	0	0	0	0	1	0							
Scott Sanderson, R OBP: 0.170, SLG: 0.213 Tom Hutton, L OBP: 0.352, SLG: 0.359 Jerry White, S OBP: 0.371, SLG: 0.397 (1, 1) (10, PH) (10, PH)											3	0	0	0	0	1	0							
Inning Stats	R: 1 E: 0 K: 1 S: 7	H: 2 LOB: 1 BB: 0 P: 7	R: 0 E: 0 K: 0 S: 3	H: 0 LOB: 0 BB: 0 P: 3	R: 0 E: 0 K: 0 S: 3	H: 0 LOB: 0 BB: 0 P: 3	R: 0 E: 0 K: 0 S: 4	H: 1 LOB: 1 BB: 0 P: 4	R: 0 E: 0 K: 1 S: 5	H: 0 LOB: 0 BB: 0 P: 5	R: 0 E: 0 K: 0 S: 2	H: 0 LOB: 0 BB: 1 P: 6	R: 0 E: 0 K: 1 S: 5	H: 0 LOB: 0 BB: 0 P: 5	R: 0 E: 0 K: 0 S: 4	H: 1 LOB: 1 BB: 0 P: 4	R: 0 E: 0 K: 0 S: 4		H: 1 LOB: 1 BB: 0 P: 4	R: 4 E: 1 K: 0 S: 5	H: 2 LOB: 0 BB: 1 P: 9	1B: 2 2B: 4 3B: 0 HR: 1	SF: 0 SAC: 0 DP: 1 HBP: 0	WP: 1 PB: 0 SB: 1 CS: 0
PITCHER John Denny, R ERA: 4.93 (1, 1)	IP 7.0	WLS L 25	BF H 4	R ER 1 SO 2	BB 1	IBB 0	HBP 0	BLK 0	WP 1	HR 0	S 28	P 32	ERA 1.29	WHIP 0.714										
Roy Thomas, R ERA: 2.7 (8, 1)	2.2	L	10	2	1	1	1	0	0	0	0	12	3.38	0.750										
Darold Knowles, L ERA: 3.91 (10, 1)	0.0		2	0	0	0	0	0	1	0	0	5	∞	∞										
George Frazier, R ERA: 4.94 (10, 1)	0.0		1	1	3	0	0	0	0	0	0	1	∞	∞										



Batter	1	2	3	4	5	6	7	8	9	AB	R	H	RBI	BB	SO	LOB	TOP				
Omar Moreno, L (1, 8) OBP: 0.340, SLG: 0.399	5-3		SH1-3 S 1B		P4		SH3-4 2B		2B	5	1	3	0	0	0	1	Pittsburgh Pirates @ Montreal Expos Olympic Stadium, Montreal, QB Mon Sep 17 1979, 7:05 PM EDT Att: 54,609 - Unknown				
Tim Foli, R (1, 6) OBP: 0.320, SLG: 0.332	F9		SH1-3		1B		SH3-4		4-3	3	0	1	0	0	0	1					
Dave Parker, L (1, 9) OBP: 0.364, SLG: 0.512	P6		8-3		1B		G3			4	0	2	2	0	0	1					
Willie Stargell, L (1, 3) OBP: 0.368, SLG: 0.581		SH5-3 1B	8-3		1B		K			3	0	1	0	1	1	2					
John Milner, L (1, 7) OBP: 0.384, SLG: 0.512		SH5-3 1B			F7		4-3		3-1	4	0	1	0	0	0	3					
Bill Robinson, R (8, 7) OBP: 0.304, SLG: 0.503		SH5-3 1B			4-3					0	0	0	0	0	0	0					
Bill Madlock, R (1, 5) OBP: 0.340, SLG: 0.415		SH5-3			K		F8		G4-6-3 1B	3	0	1	0	0	1	0					
Ed Ott, L (1, 2) OBP: 0.315, SLG: 0.394	P6				K				G4-6-3 1B	4	0	1	0	0	1	3					
Phil Garner, R (1, 4) OBP: 0.347, SLG: 0.435		IBB			5-3		F8		K	3	0	0	0	1	1	1					
Don Robinson, R (1, 1) OBP: 0.240, SLG: 0.191	6-3				1B		K		F3	4	1	1	0	0	1	4					
Inning Stats	R: 0 E: 0 K: 0 S: 3	H: 0 LOB: 0 BB: 0 P: 3	R: 0 E: 0 K: 0 S: 5	H: 2 LOB: 3 BB: 1 P: 9	R: 1 E: 0 K: 0 S: 4	H: 2 LOB: 0 BB: 0 P: 4	R: 0 E: 0 K: 2 S: 7	H: 0 LOB: 0 BB: 0 P: 7	R: 1 E: 0 K: 0 S: 6	H: 3 LOB: 3 BB: 1 P: 10	R: 0 E: 0 K: 1 S: 6	H: 1 LOB: 1 BB: 0 P: 6	R: 0 E: 0 K: 0 S: 3	H: 1 LOB: 0 BB: 0 P: 3	R: 0 E: 0 K: 1 S: 6	H: 1 LOB: 1 BB: 0 P: 6	1B: 9 2B: 3 3B: 0 HR: 0	SF: 0 SAC: 0 DP: 2 HBP: 0	WP: 0 PB: 0 SB: 0 CS: 1	PA: 38	
PITCHER	IP	WLS	BF	H	R	ER	SO	BB	IBB	HBP	BLK	WP	HR	S	P	ERA	WHIP				
Steve Rogers, R (1, 1) ERA: 2.8	7.0	L	31	9	2	2	4	0	2	0	0	0	0	37	45	2.57	1.286				
Woodie Fryman, L (8, 1) ERA: 2.95	2.0		7	2	0	0	1	0	0	0	0	0	0	9	9	0.00	1.000				

AB	33
R	2
H	11
RBI	2
BB	2
SO	5
LOB	16



Batter	1	2	3	4	5	6	7	8	9	AB	R	H	RBI	BB	SO	LOB	BOTTOM					
Warren Cromartie, L (1, 7) OBP: 0.320, SLG: 0.407	F7		4-3		FC5-4 1B			K		4	0	1	0	0	1	0	Pittsburgh Pirates @ Montreal Expos Olympic Stadium, Montreal, QB Mon Sep 17 1979, 7:05 PM EDT Att: 54,609 - Unknown					
Dave Cash, R (1, 4) OBP: 0.383, SLG: 0.457	1B		5-3		F9		P4			4	0	1	0	0	0	2						
Andre Dawson, R (1, 8) OBP: 0.305, SLG: 0.468	K		F8		FC5-4		F8			4	0	0	0	0	1	3						
Tony Perez, R (1, 3) OBP: 0.325, SLG: 0.441	5-3				L4-3 BB		K		F9	3	0	0	0	1	1	1						
Gary Carter, R (1, 2) OBP: 0.329, SLG: 0.477		P2			L4-3		F8		6-3	4	0	0	0	0	0	1						
Ellis Valentine, R (1, 9) OBP: 0.303, SLG: 0.465		F8			F8		F9		F7	4	0	0	0	0	0	0						
Larry Parrish, R (1, 5) OBP: 0.361, SLG: 0.548		2B					F2			3	1	2	0	0	0	0						
Rodney Scott, S (1, 6) OBP: 0.313, SLG: 0.287		FC6 IBB			E8 FC3-5 2H 1B		CS 1B			2	0	2	0	1	0	0						
Steve Rogers, R (1, 1) OBP: 0.192, SLG: 0.176					FC3-5 F9 1B					2	0	0	0	0	0	3						
Tom Hutton, L (7, PH) OBP: 0.348, SLG: 0.354										1	0	0	0	0	1	1						
Woodie Fryman, R (8, 1) ERA: 2.95										0	0	0	0	0	0	0						
Inning Stats	R: 0 E: 0 K: 1 S: 6	H: 1 LOB: 1 BB: 0 P: 6	R: 0 E: 0 K: 0 S: 4	H: 1 LOB: 2 BB: 1 P: 8	R: 0 E: 0 K: 0 S: 3	H: 0 LOB: 0 BB: 0 P: 3	R: 0 E: 0 K: 0 S: 2	H: 0 LOB: 0 BB: 1 P: 6	R: 1 E: 1 K: 0 S: 6	H: 3 LOB: 2 BB: 0 P: 6	R: 0 E: 0 K: 1 S: 5	H: 0 LOB: 0 BB: 0 P: 5	R: 0 E: 0 K: 1 S: 5	H: 1 LOB: 0 BB: 0 P: 5	R: 0 E: 0 K: 1 S: 5	H: 0 LOB: 0 BB: 0 P: 5	R: 0 E: 0 K: 0 S: 3	H: 0 LOB: 0 BB: 0 P: 3	1B: 4 2B: 3 3B: 0 HR: 0	SF: 0 SAC: 0 DP: 1 HBP: 0	WP: 0 PB: 0 SB: 0 CS: 1	PA: 33
PITCHER	IP	WLS	BF	H	R	ER	SO	BB	IBB	HBP	BLK	WP	HR	S	P	ERA	WHIP					
Don Robinson, R (1, 1) ERA: 3.93	9.0	W	33	6	1	1	4	1	1	0	0	0	0	39	47	1.00	0.778					



Batter	1	2	3	4	5	6	7	8	9	AB	R	H	RBI	BB	SO	LOB	TOP							
Warren Cromartie, L OBP: 0.318, SLG: 0.405 (1, 7)										4	0	1	0	1	1	0	Montreal Expos @ New York Mets Shea Stadium, Flushing, NY Wed Sep 19 1979, 7:05 PM EDT Unknown							
Dave Cash, R OBP: 0.377, SLG: 0.450 (1, 4)										4	1	2	0	1	0	4								
Andre Dawson, R OBP: 0.302, SLG: 0.461 (1, 8)										4	1	0	0	1	0	3								
Tony Perez, R OBP: 0.327, SLG: 0.443 (1, 3)										5	1	3	2	0	0	3								
Gary Carter, R OBP: 0.331, SLG: 0.476 (1, 2)										5	0	3	0	0	0	3								
Ellis Valentine, R OBP: 0.304, SLG: 0.464 (1, 9)										4	0	2	0	0	0	2								
Larry Parrish, R OBP: 0.358, SLG: 0.542 (1, 5)										4	0	1	0	0	2	3								
Rodney Scott, S OBP: 0.314, SLG: 0.288 (1, 6)										2	0	0	0	1	0	2								
Ross Grimsley, L OBP: 0.200, SLG: 0.236 Stan Bahnsen, R OBP: 0.077, SLG: 0.308 Bill Atkinson, L Woodie Fryman, R (8, 1)										3	0	0	0	0	1	6								
Inning Stats	R: 1 E: 0 K: 0 S: 4	H: 2 LOB: 1 BB: 0 P: 4	R: 0 E: 0 K: 1 S: 6	H: 1 LOB: 2 BB: 1 P: 10	R: 0 E: 0 K: 1 S: 6	H: 1 LOB: 2 BB: 0 P: 6	R: 0 E: 0 K: 1 S: 7	H: 2 LOB: 2 BB: 0 P: 7	R: 1 E: 0 K: 0 S: 5	H: 2 LOB: 1 BB: 0 P: 5	R: 0 E: 0 K: 1 S: 7	H: 2 LOB: 3 BB: 1 P: 11	R: 1 E: 0 K: 0 S: 4	H: 2 LOB: 0 BB: 0 P: 4	R: 0 E: 0 K: 0 S: 3	H: 0 LOB: 0 BB: 0 P: 3		R: 0 E: 0 K: 0 S: 3	H: 0 LOB: 2 BB: 2 P: 11	1B: 8 2B: 4 3B: 0 HR: 0	SF: 0 SAC: 1 DP: 1 HBP: 0	WP: 0 PB: 0 CS: 0	PA: 41	
PITCHER	IP WLS BF H R ER SO BB IBB HBP BLK WP HR S P ERA WHIP	7.0 L 33 12 3 3 4 1 1 0 0 0 0 39 47 3.86 1.857	2.0 L 8 0 0 0 0 2 0 0 0 0 0 6 14 0.00 1.000																					

AB	36
R	3
H	12
RBI	2
BB	4
SO	4
LOB	26



Batter	1	2	3	4	5	6	7	8	9	AB	R	H	RBI	BB	SO	LOB	BOTTOM						
Frank Taveras, R OBP: 0.296, SLG: 0.338 (1, 6)										5	0	0	0	0	1	2	Montreal Expos @ New York Mets Shea Stadium, Flushing, NY Wed Sep 19 1979, 7:05 PM EDT Unknown						
Elliott Maddox, R OBP: 0.330, SLG: 0.311 (1, 8) (7, 9)										3	0	1	0	1	0	0							
Lee Mazzilli, S OBP: 0.408, SLG: 0.462 (1, 3) (7, 8)										4	1	2	0	0	0	1							
John Stearns, R OBP: 0.316, SLG: 0.363 (1, 2)										4	0	2	0	0	0	2							
Joel Youngblood, R OBP: 0.346, SLG: 0.448 (1, 7) (7, 9)										2	0	1	1	2	0	0							
Alex Trevino, R OBP: 0.333, SLG: 0.335 Richie Hebner, L OBP: 0.340, SLG: 0.352 (6, PH) (7, 5)										2	0	0	0	0	1	3							
Dan Norman, R OBP: 0.292, SLG: 0.356 Ed Kranepool, L OBP: 0.285, SLG: 0.295 (6, PH) (7, 3)										2	0	0	0	0	1	5							
Doug Flynn, R OBP: 0.262, SLG: 0.319 (1, 4)										4	0	1	0	0	1	0							
Craig Swan, R OBP: 0.188, SLG: 0.149 Bruce Boisclair, L OBP: 0.194, SLG: 0.262 Dock Ellis, S OBP: 0.111, SLG: 0.077 Kelvin Chapman, R OBP: 0.197, SLG: 0.182 (8, PH)										2	0	0	0	0	1	2							
Inning Stats	R: 0 E: 0 K: 0 S: 4	H: 1 LOB: 3 BB: 2 P: 12	R: 0 E: 0 K: 0 S: 3	H: 2 LOB: 1 BB: 0 P: 4	R: 0 E: 0 K: 1 S: 5	H: 0 LOB: 0 BB: 0 P: 5	R: 0 E: 0 K: 1 S: 5	H: 0 LOB: 0 BB: 0 P: 5	R: 1 E: 0 K: 1 S: 8	H: 3 LOB: 2 BB: 0 P: 8	R: 0 E: 0 K: 1 S: 5	H: 0 LOB: 0 BB: 0 P: 5	R: 0 E: 0 K: 2 S: 9	H: 2 LOB: 3 BB: 1 P: 13	R: 0 E: 0 K: 2 S: 7	H: 0 LOB: 0 BB: 0 P: 7		1B: 7 2B: 1 3B: 0 HR: 0	SF: 0 SAC: 0 DP: 1 HBP: 0	WP: 0 PB: 0 CS: 0	PA: 37		
PITCHER	IP WLS BF H R ER SO BB IBB HBP BLK WP HR S P ERA WHIP	5.1 W 23 6 1 1 2 2 0 0 0 0 0 9 9 0.00 0.000	1.2 S 5 0 0 0 0 0 0 0 0 0 0 3 7 0.00 9.000	0.1 S 4 2 0 0 0 1 0 0 0 0 0 3 7 0.00 9.000	1.2 S 5 0 0 0 4 0 0 0 0 0 0 13 13 0.00 0.000																		

AB	34
R	1
H	8
RBI	1
BB	3
SO	8
LOB	20



Batter	1	2	3	4	5	6	7	8	9	AB	R	H	RBI	BB	SO	LOB	TOP								
Warren Cromartie, L OBP: 0.317, SLG: 0.403 (1, 7)	F9		G3			F8		4-3		4	0	0	0	0	0	1	Montreal Expos @ New York Mets Shea Stadium, Flushing, NY Wed Sep 19 1979, 7:05 PM EDT Att: 4,973 - Unknown livebaseballscorecards.com								
Dave Cash, R OBP: 0.381, SLG: 0.473 Chris Speier, R OBP: 0.320, SLG: 0.319 (1, 4) (1, 6)	HR		4-3			HR		BB		1	1	1	1	0	0	0									
Andre Dawson, R OBP: 0.302, SLG: 0.459 (1, 8)	E5			K		F2		K		4	0	1	0	0	2	1									
Tony Perez, R OBP: 0.326, SLG: 0.441 (1, 3)	L7			F6-3				F8		4	0	1	0	0	0	2									
Gary Carter, R OBP: 0.331, SLG: 0.474 (1, 2)	F6-3			F2						4	0	1	0	0	1	2									
Ellis Valentine, R OBP: 0.304, SLG: 0.464 Jerry White, S OBP: 0.372, SLG: 0.405 (1, 9) (1, 9)	F9			4-3				F9 WP		0	0	0	0	0	0	0									
Larry Parrish, R OBP: 0.356, SLG: 0.538 (1, 5)	P3			F6-3				FC5-2		4	0	0	0	0	0	2									
Rodney Scott, S OBP: 0.312, SLG: 0.286 (1, 6) (1, 4)	1-3			4-3				F7		4	0	0	0	0	0	1									
Rudy May, L OBP: 0.190, SLG: 0.150 (1, 1)			4-3			HR		4-3		3	1	1	0	0	0	0									
Inning Stats	R: 1 E: 1 K: 0 S: 5	H: 2 LOB: 1 BB: 0 P: 5	R: 0 E: 0 K: 0 S: 3	H: 0 LOB: 0 BB: 0 P: 3	R: 0 E: 0 K: 1 S: 3	H: 0 LOB: 0 BB: 0 P: 3	R: 0 E: 0 K: 1 S: 5	H: 0 LOB: 0 BB: 0 P: 5	R: 0 E: 0 K: 0 S: 3	H: 0 LOB: 0 BB: 0 P: 3	R: 2 E: 0 K: 1 S: 8	H: 3 LOB: 1 BB: 0 P: 8	R: 1 E: 0 K: 0 S: 4	H: 1 LOB: 0 BB: 0 P: 4	R: 0 E: 0 K: 1 S: 5	H: 0 LOB: 1 BB: 1 P: 9		R: 0 E: 0 K: 1 S: 6	H: 1 LOB: 1 BB: 0 P: 6	1B: 4 2B: 1 3B: 0 HR: 2	SF: 0 SAC: 0 DP: 0 HBP: 0	WP: 1 PB: 0 SB: 1 CS: 0	PA: 35		
PITCHER	IP	WLS	BF	H	R	ER	SO	BB	IBB	HBP	BLK	WP	HR	S	P	ERA	WHIP								
Tom Hausman, R ERA: 2.69 (1, 1)	8.0	L	31	6	4	4	3	1	0	0	0	1	2	36	40	4.50	0.875								
Dwight Bernard, R ERA: 4.7 (9, 1)	1.0		4	1	0	0	1	0	0	0	0	0	0	6	6	0.00	1.000								

Batter	1	2	3	4	5	6	7	8	9	AB	R	H	RBI	BB	SO	LOB	BOTTOM								
Gil Flores, R OBP: 0.255, SLG: 0.226 (1, 9)	BB		F8			FC5-4		FC5-4		3	0	1	1	1	0	1	Montreal Expos @ New York Mets Shea Stadium, Flushing, NY Wed Sep 19 1979, 7:05 PM EDT Att: 4,973 - Unknown livebaseballscorecards.com								
Kelvin Chapman, R OBP: 0.200, SLG: 0.186 (1, 4)	K		4-3			FC4-6		FC4-6		4	0	1	0	0	1	2									
Lee Mazzilli, S OBP: 0.405, SLG: 0.459 (1, 3)	P4		P4			F8		F8		4	0	0	0	0	0	2									
John Stearns, R OBP: 0.317, SLG: 0.362 Richie Hebner, L OBP: 0.339, SLG: 0.351 (1, 5) (6, 5)	FC6-4			K		K		L9		1	0	0	0	1	1	0									
Joel Youngblood, R OBP: 0.345, SLG: 0.446 (1, 7)	FC6-4			4-3		K		FC5-4		3	0	0	0	1	1	2									
Elliott Maddox, R OBP: 0.333, SLG: 0.315 (1, 8)				L9				FC5-4		4	0	2	0	0	0	0									
Alex Trevino, R OBP: 0.327, SLG: 0.328 (1, 2)	F8				1-3			FC5-4		4	0	0	0	0	0	3									
Doug Flynn, R OBP: 0.262, SLG: 0.318 (1, 6)	K					SH3-4		FC6-4		4	1	1	0	0	1	3									
Tom Hausman, R OBP: 0.136, SLG: 0.136 Frank Taveras, R OBP: 0.297, SLG: 0.339 Dwight Bernard, R (8, PH) (9, 1)	1-3				SH3-4			FC5-4		1	0	0	0	0	0	1									
Inning Stats	R: 0 E: 0 K: 1 S: 5	H: 0 LOB: 2 BB: 2 P: 13	R: 0 E: 0 K: 1 S: 6	H: 1 LOB: 1 BB: 0 P: 6	R: 0 E: 0 K: 0 S: 3	H: 0 LOB: 0 BB: 0 P: 3	R: 0 E: 0 K: 1 S: 5	H: 0 LOB: 0 BB: 0 P: 5	R: 1 E: 0 K: 0 S: 5	H: 3 LOB: 2 BB: 0 P: 5	R: 0 E: 0 K: 2 S: 7	H: 0 LOB: 0 BB: 0 P: 7	R: 0 E: 0 K: 0 S: 3	H: 0 LOB: 0 BB: 0 P: 3	R: 0 E: 0 K: 0 S: 4	H: 1 LOB: 1 BB: 0 P: 4		R: 0 E: 0 K: 0 S: 4	H: 1 LOB: 2 BB: 1 P: 8	1B: 6 2B: 0 3B: 0 HR: 0	SF: 0 SAC: 1 DP: 0 HBP: 0	WP: 0 PB: 0 SB: 2 CS: 0	PA: 35		
PITCHER	IP	WLS	BF	H	R	ER	SO	BB	IBB	HBP	BLK	WP	HR	S	P	ERA	WHIP								
Rudy May, L ERA: 2.12 (1, 1)	9.0	W	35	6	1	1	5	3	0	0	0	0	0	42	54	1.00	1.000								

Batter	1	2	3	4	5	6	7	8	9	AB	R	H	RBI	BB	SO	LOB	TOP					
Warren Cromartie, L (1.7) Tom Hutton, L (8.9)	K		F7		F9		L3	E 1B IBB		4	1	0	0	1	1	0						
Dave Cash, R (1.4)	F9		K		6-3		F9	SF9		4	0	0	1	0	1	0						
Andre Dawson, R (1.8)	FC5-4 1B		S 1B		2B		BB BB	2H 1B		4	0	4	1	1	0	0						
Tony Perez, R (1.3)	FC5-4 1-2		F3		F6		BB	F9		4	0	0	0	1	0	4						
Gary Carter, R (1.2)		K		1B 2B		F7	K	FC5-4 1B		5	1	2	0	0	2	2						
Ellis Valentine, R (1.9) Jerry White, S (7.9)		1B 2B		F4-6-3 1B		6-3		FC5-4 1B		3	1	2	1	0	0	0						
Larry Parrish, R (1.5)		2B		2H 1B		2B		HR		2	1	1	1	0	0	1						
Rodney Scott, S (1.6)		F9		F4-6-3 1-2		2B		SF9 2B		5	1	3	0	0	0	2						
Dan Schatzeder, L (1.1) Dale Murray, R (7.1)		1B		1B		IBB		E6 S E		3	1	2	1	2	0	1						
		2H 1B		1B		IBB		2-3 E		3	0	0	0	0	0	4						
		6-3		F3		F8		K		2	0	0	0	0	1	5						
		1-2 1B		F6-4-3				1-2 1B		2	0	0	0	0	1	5						
Inning Stats	R: 0 E: 0 K: 1 S: 6	H: 1 LOB: 1 BB: 0 P: 6	R: 1 E: 0 K: 1 S: 7	H: 2 LOB: 1 BB: 0 P: 7	R: 0 E: 0 K: 1 S: 6	H: 1 LOB: 1 BB: 0 P: 6	R: 1 E: 0 K: 0 S: 5	H: 3 LOB: 3 BB: 0 P: 5	R: 0 E: 0 K: 0 S: 4	H: 1 LOB: 1 BB: 0 P: 4	R: 0 E: 0 K: 0 S: 4	H: 0 LOB: 2 BB: 2 P: 13	R: 4 E: 2 K: 1 S: 9	H: 3 LOB: 1 BB: 1 P: 13	R: 0 E: 0 K: 0 S: 4	H: 2 LOB: 2 BB: 1 P: 8	1B: 8 2B: 5 3B: 0 HR: 1	SF: 1 SAC: 0 DP: 2 HBP: 0	WP: 0 PB: 0 SB: 2 CS: 0	PA: 45		
PITCHER	IP WLS BF H R ER SO BB IBB HBP BLK WP HR S P ERA WHIP	IP WLS BF H R ER SO BB IBB HBP BLK WP HR S P ERA WHIP	IP WLS BF H R ER SO BB IBB HBP BLK WP HR S P ERA WHIP	IP WLS BF H R ER SO BB IBB HBP BLK WP HR S P ERA WHIP	IP WLS BF H R ER SO BB IBB HBP BLK WP HR S P ERA WHIP	IP WLS BF H R ER SO BB IBB HBP BLK WP HR S P ERA WHIP	IP WLS BF H R ER SO BB IBB HBP BLK WP HR S P ERA WHIP	IP WLS BF H R ER SO BB IBB HBP BLK WP HR S P ERA WHIP	IP WLS BF H R ER SO BB IBB HBP BLK WP HR S P ERA WHIP	IP WLS BF H R ER SO BB IBB HBP BLK WP HR S P ERA WHIP	IP WLS BF H R ER SO BB IBB HBP BLK WP HR S P ERA WHIP	IP WLS BF H R ER SO BB IBB HBP BLK WP HR S P ERA WHIP	IP WLS BF H R ER SO BB IBB HBP BLK WP HR S P ERA WHIP	IP WLS BF H R ER SO BB IBB HBP BLK WP HR S P ERA WHIP	IP WLS BF H R ER SO BB IBB HBP BLK WP HR S P ERA WHIP	IP WLS BF H R ER SO BB IBB HBP BLK WP HR S P ERA WHIP	IP WLS BF H R ER SO BB IBB HBP BLK WP HR S P ERA WHIP	IP WLS BF H R ER SO BB IBB HBP BLK WP HR S P ERA WHIP	IP WLS BF H R ER SO BB IBB HBP BLK WP HR S P ERA WHIP	IP WLS BF H R ER SO BB IBB HBP BLK WP HR S P ERA WHIP	IP WLS BF H R ER SO BB IBB HBP BLK WP HR S P ERA WHIP	IP WLS BF H R ER SO BB IBB HBP BLK WP HR S P ERA WHIP
Kevin Kobel, L (1.1) ERA: 3.47	6.2	31	9	2	2	3	2	1	0	0	0	0	0	0	0	0	2.70	1.650				
Roy Lee Jackson, R (7.1) ERA:	0.1	1	0	0	0	1	0	0	0	0	0	0	0	0	0	0	0.00	0.000				
Jeff Reardon, R (8.1) ERA: 3.0	0.2	L 7	3	4	1	1	0	1	0	0	1	8	12	13.50	4.500							
Dwight Bernard, R (8.1) ERA: 4.66	0.1	2	1	0	0	0	0	0	0	0	0	2	2	0.00	3.000							
Andy Hassler, L (9.1) ERA: 4.45	1.0	4	1	0	0	0	1	0	0	0	0	3	7	0.00	2.000							
Batter	1	2	3	4	5	6	7	8	9	AB	R	H	RBI	BB	SO	LOB	BOTTOM					
Gil Flores, R (1.9) OBP: 0.263, SLG: 0.236	K			FC1-4 1B		F9		FC4-6 2B		5	0	2	1	0	1	2						
Frank Taveras, R (1.6) OBP: 0.295, SLG: 0.337	K			K		F4		K		4	0	0	0	1	3	5						
Lee Mazzilli, S (1.3) OBP: 0.405, SLG: 0.460	K			FC1-4 1B		F8		6-3		5	0	2	1	0	2	1						
John Stearns, R (1.2) OBP: 0.314, SLG: 0.359		F9		FC1-4 1-2 2-3		F8		6-3		5	0	0	0	0	0	5						
Elliott Maddox, R (1.8) OBP: 0.332, SLG: 0.314		F8		F3		K		1B		4	0	1	0	0	1	2						
Joel Youngblood, R (1.7) OBP: 0.345, SLG: 0.444		K				F8		1B		4	0	1	0	0	1	0						
Alex Trevino, R (1.5) OBP: 0.330, SLG: 0.328				F9		FC6-4 1B		FC5-4 1B		3	1	1	0	1	0	2						
Doug Flynn, R (1.4) OBP: 0.264, SLG: 0.320				F6-3		FC6-4 1-2		FC4-6 1B 2B		4	2	2	0	0	0	1						
Kevin Kobel, R (1.1) Roy Lee Jackson, R (7.1) Dan Norman, R (7.9) Jeff Reardon, R (8.1) Dwight Bernard, R (8.1) Richie Hebner, L (8.9) Andy Hassler, L (9.1)				K		K		FC4-6 1B		2	0	0	0	0	2	1						
Inning Stats	R: 0 E: 0 K: 3 S: 9	H: 0 LOB: 0 BB: 0 P: 9	R: 0 E: 0 K: 1 S: 5	H: 0 LOB: 0 BB: 0 P: 5	R: 0 E: 0 K: 1 S: 5	H: 0 LOB: 0 BB: 0 P: 5	R: 0 E: 0 K: 1 S: 7	H: 2 LOB: 2 BB: 0 P: 7	R: 0 E: 0 K: 1 S: 6	H: 1 LOB: 1 BB: 0 P: 6	R: 0 E: 1 K: 1 S: 5	H: 0 LOB: 1 BB: 1 P: 9	R: 2 E: 0 K: 1 S: 8	H: 3 LOB: 2 BB: 1 P: 12	R: 0 E: 0 K: 0 S: 5	H: 2 LOB: 2 BB: 0 P: 5	R: 1 E: 0 K: 1 S: 8	H: 3 LOB: 2 BB: 0 P: 8	1B: 10 2B: 1 3B: 0 HR: 0	SF: 0 SAC: 0 DP: 0 HBP: 0	WP: 0 PB: 0 SB: 0 CS: 0	PA: 40
PITCHER	IP WLS BF H R ER SO BB IBB HBP BLK WP HR S P ERA WHIP	IP WLS BF H R ER SO BB IBB HBP BLK WP HR S P ERA WHIP	IP WLS BF H R ER SO BB IBB HBP BLK WP HR S P ERA WHIP	IP WLS BF H R ER SO BB IBB HBP BLK WP HR S P ERA WHIP	IP WLS BF H R ER SO BB IBB HBP BLK WP HR S P ERA WHIP	IP WLS BF H R ER SO BB IBB HBP BLK WP HR S P ERA WHIP	IP WLS BF H R ER SO BB IBB HBP BLK WP HR S P ERA WHIP	IP WLS BF H R ER SO BB IBB HBP BLK WP HR S P ERA WHIP	IP WLS BF H R ER SO BB IBB HBP BLK WP HR S P ERA WHIP	IP WLS BF H R ER SO BB IBB HBP BLK WP HR S P ERA WHIP	IP WLS BF H R ER SO BB IBB HBP BLK WP HR S P ERA WHIP	IP WLS BF H R ER SO BB IBB HBP BLK WP HR S P ERA WHIP	IP WLS BF H R ER SO BB IBB HBP BLK WP HR S P ERA WHIP	IP WLS BF H R ER SO BB IBB HBP BLK WP HR S P ERA WHIP	IP WLS BF H R ER SO BB IBB HBP BLK WP HR S P ERA WHIP	IP WLS BF H R ER SO BB IBB HBP BLK WP HR S P ERA WHIP	IP WLS BF H R ER SO BB IBB HBP BLK WP HR S P ERA WHIP	IP WLS BF H R ER SO BB IBB HBP BLK WP HR S P ERA WHIP	IP WLS BF H R ER SO BB IBB HBP BLK WP HR S P ERA WHIP	IP WLS BF H R ER SO BB IBB HBP BLK WP HR S P ERA WHIP	IP WLS BF H R ER SO BB IBB HBP BLK WP HR S P ERA WHIP	IP WLS BF H R ER SO BB IBB HBP BLK WP HR S P ERA WHIP
Dan Schatzeder, L (1.1) ERA: 2.81	6.2	28	6	2	2	9	2	0	0	0	0	0	0	0	0	0	2.70	1.200				
Dale Murray, R (7.1) ERA: 4.66	2.1	W 12	5	1	1	1	0	0	0	0	0	14	14	3.86	2.143							

Montreal Expos @ New York Mets
Shea Stadium, Flushing, NY
Thu Sep 20 1979, 7:05 PM EDT
Unknown

AB	39
R	6
H	14
RBI	5
BB	5
SO	5
LOB	19



Montreal Expos @ New York Mets
Shea Stadium, Flushing, NY
Thu Sep 20 1979, 7:05 PM EDT
Unknown


AB	38
R	3
H	11
RBI	3
BB	2
SO	10
LOB	19



Batter	1	2	3	4	5	6	7	8	9	AB	R	H	RBI	BB	SO	LOB	TOP										
Warren Cromartie, L OBP: 0.315, SLG: 0.399	(1,7) X F7		(1,3) X F7		(1,3) X F7			(1,3) X CS 1B		4	0	1	0	0	0	2											
Dave Cash, R OBP: 0.361, SLG: 0.449	(1,4) X F6-3			(1,1) X F6-3		(1,3) X K		(1,3) X F	(1,1) X F9	5	0	0	0	0	1	1											
Andre Dawson, R OBP: 0.307, SLG: 0.463	(1,8) X F6-3			(1,2) X F7		(1,2) X P4			(1,1) X 1B 1B	4	1	1	0	0	0	0											
Rusty Staub, L OBP: 0.331, SLG: 0.408	(1,3) X	(1,1) X G3		(1,3) X 2B 1B		(1,3) X F7			(1,1) X 1B 1B	4	0	2	0	0	0	0											
Rodney Scott, S OBP: 0.316, SLG: 0.288	(9, PR)									0	1	0	0	0	0	0											
Tom Hutton, L OBP: 0.348, SLG: 0.354	(9, 3)									0	0	0	0	0	0	0											
Gary Carter, R OBP: 0.333, SLG: 0.478	(1,2) X F3			(1,3) X 1B		(1,3) X P5		(1,2) X F9 1B		4	0	2	1	0	0	0											
Jerry White, S OBP: 0.377, SLG: 0.432	(1,9) X CS 1B			(1,3) X G3		(1,2) X G1		(1,2) X 1B		4	0	2	1	0	0	2											
Larry Parrish, R OBP: 0.359, SLG: 0.541	(1,5) X F 1-2			(1,3) X SH3-4 1B		(1,3) X K BB		(1,2) X F9		4	0	1	0	1	1	3											
Chris Speier, R OBP: 0.316, SLG: 0.315	(1,6) X		(1,1) X K		(1,1) X FC6-4 SH3-4			(1,1) X F6-3	(1,3) X P4	4	0	0	0	0	1	4											
Scott Sanderson, R OBP: 0.167, SLG: 0.208	(1,1) X		(1,2) X SH3-4		(1,2) X SH3-4			(1,2) X K		1	0	0	0	0	1	0											
Inning Stats	R: 0 E: 0 K: 0 S: 3	H: 0 LOB: 0 BB: 0 P: 3	R: 0 E: 0 K: 0 S: 3	H: 1 LOB: 0 BB: 0 P: 3	R: 0 E: 0 K: 1 S: 6	H: 1 LOB: 1 BB: 0 P: 6	R: 0 E: 0 K: 0 S: 5	H: 2 LOB: 2 BB: 0 P: 5	R: 0 E: 0 K: 1 S: 5	H: 0 LOB: 0 BB: 0 P: 5	R: 0 E: 0 K: 1 S: 5	H: 0 LOB: 0 BB: 0 P: 5	R: 0 E: 0 K: 1 S: 5	H: 1 LOB: 0 BB: 0 P: 5	R: 2 E: 0 K: 0 S: 7	H: 4 LOB: 2 BB: 0 P: 7	1B: 8 2B: 1 3B: 0 HR: 0	SF: 0 SAC: 2 DP: 0 HBP: 0	WP: 0 PB: 0 CS: 2	PA: 37							
PITCHER	IP	WLS	BF	H	R	ER	SO	BB	IBB	HBP	BLK	WP	HR	S	P	ERA	WHIP										
Mike Scott, R ERA: 3.93	(1,1)	8.1	L	35	9	2	2	4	1	0	0	0	0	40	44	2.16	1.200										
Jeff Reardon, R ERA: 2.64	(9,1)	0.2		2	0	0	0	0	0	0	0	0	0	2	2	0.00	0.000										

Montreal Expos @ New York Mets
Shea Stadium, Flushing, NY
Thu Sep 20 1979, 7:05 PM EDT
Att: 4,229 - Unknown


AB	34
R	2
H	9
RBI	2
BB	1
SO	4
LOB	12



Batter	1	2	3	4	5	6	7	8	9	AB	R	H	RBI	BB	SO	LOB	BOTTOM										
Kelvin Chapman, R OBP: 0.203, SLG: 0.190	(1,4) X F3		(1,3) X 1B		(1,2) X F9			(1,1) X K		4	0	1	0	0	1	0											
Bruce Boicclair, L OBP: 0.197, SLG: 0.262	(1,7) X K		(1,3) X G4-6-3 1B		(1,3) X K			(1,2) X G3		4	0	1	0	0	2	0											
Lee Mazzilli, S OBP: 0.403, SLG: 0.457	(1,8) X F7		(1,3) X G4-6-3 1-2		(1,1) X K			(1,3) X 4-3		4	0	0	0	0	1	2											
Richie Hebner, L OBP: 0.343, SLG: 0.356	(1,5) X	(1,1) X L1		(1,3) X 1B 1B		(1,3) X 1B		(1,1) X FC6-4 1B		4	0	3	0	0	0	0											
Ed Kranepool, L OBP: 0.284, SLG: 0.294	(1,3) X P6			(1,2) X 1B		(1,2) X F8		(1,1) X P5		4	0	1	0	0	0	2											
Elliott Maddox, R OBP: 0.330, SLG: 0.312	(1,9) X BB 1B			(1,1) X L7		(1,3) X P6		(1,2) X F7		4	0	1	0	0	0	4											
Ron Hodges, L OBP: 0.315, SLG: 0.192	(1,2) X FC5-4 BB			(1,2) X K		(1,1) X F7		(1,3) X FC6-4		3	0	0	0	1	1	3											
Doug Flynn, R OBP: 0.262, SLG: 0.318	(1,6) X FC5-4 1-2			(1,3) X K		(1,2) X F1-3				3	0	0	0	0	1	4											
Mike Scott, R ERA: 3.2	(1,1)	9.0	W	34	7	0	0	9	1	0	0	0	0	51	55	0.00	0.889										
Jeff Reardon, R ERA: 2.64	(9,1)									3	0	0	0	0	3	0											
Inning Stats	R: 0 E: 0 K: 1 S: 5	H: 0 LOB: 0 BB: 0 P: 5	R: 0 E: 0 K: 0 S: 4	H: 1 LOB: 2 BB: 1 P: 8	R: 0 E: 0 K: 1 S: 6	H: 2 LOB: 1 BB: 0 P: 6	R: 0 E: 0 K: 2 S: 9	H: 2 LOB: 2 BB: 0 P: 9	R: 0 E: 0 K: 1 S: 7	H: 0 LOB: 0 BB: 0 P: 7	R: 0 E: 0 K: 1 S: 6	H: 1 LOB: 1 BB: 0 P: 6	R: 0 E: 0 K: 1 S: 5	H: 0 LOB: 0 BB: 0 P: 5	R: 0 E: 0 K: 1 S: 5	H: 0 LOB: 0 BB: 0 P: 5	R: 0 E: 0 K: 1 S: 4	H: 1 LOB: 1 BB: 0 P: 4	1B: 7 2B: 0 3B: 0 HR: 0	SF: 0 SAC: 0 DP: 1 HBP: 0	WP: 0 PB: 0 CS: 0	PA: 34					
PITCHER	IP	WLS	BF	H	R	ER	SO	BB	IBB	HBP	BLK	WP	HR	S	P	ERA	WHIP										
Scott Sanderson, R ERA: 3.2	(1,1)	9.0	W	34	7	0	0	9	1	0	0	0	0	51	55	0.00	0.889										
Jeff Reardon, R ERA: 2.64	(9,1)																										

Montreal Expos @ New York Mets
Shea Stadium, Flushing, NY
Thu Sep 20 1979, 7:05 PM EDT
Att: 4,229 - Unknown

AB	33
R	0
H	7
RBI	0
BB	1
SO	9
LOB	15



Batter	1	2	3	4	5	6	7	8	9	AB	R	H	RBI	BB	SO	LOB	TOP										
Warren Cromartie, L OBP: 0.314, SLG: 0.396 (1, 7)										5	0	1	0	0	2	1	Montreal Expos @ Philadelphia Phillies Veterans Stadium, Philadelphia, PA Sat Sep 22 1979, 7:05 PM EDT Att: 35,186 - Unknown										
Dave Cash, R OBP: 0.363, SLG: 0.436 (1, 4)										4	0	0	0	1	0	1											
Andre Dawson, R OBP: 0.308, SLG: 0.466 Jerry White, S OBP: 0.386, SLG: 0.436 (1, 8) (7, 8)										2	1	1	1	0	0	0											
Rusty Staub, L OBP: 0.330, SLG: 0.404 Tim Raines, S (8, PR) Tom Hutton, L OBP: 0.348, SLG: 0.354 (8, 3)										3	0	0	0	1	0	0											
Ellis Valentine, R OBP: 0.306, SLG: 0.466 (1, 9)										4	1	1	0	0	0	2											
Larry Parrish, R OBP: 0.381, SLG: 0.561 (1, 5)										4	3	3	4	0	1	1											
Rodney Scott, S OBP: 0.317, SLG: 0.289 (1, 6)										4	0	3	2	0	1	0											
Duffy Dyer, R OBP: 0.301, SLG: 0.364 (1, 2)										4	1	1	1	0	0	3											
David Palmer, R OBP: 0.069, SLG: 0.036 Elias Sosa, R OBP: 0.214, SLG: 0.231 Stan Bahnsen, R OBP: 0.071, SLG: 0.286 (1, 1) (7, 1) (8, 1)										2	0	0	0	0	0	1											
Inning Stats	R: 1 E: 0 K: 0 S: 4	H: 2 LOB: 0 BB: 0 P: 4	R: 1 E: 0 K: 1 S: 7	H: 2 LOB: 1 BB: 0 P: 7	R: 0 E: 0 K: 0 S: 2	H: 0 LOB: 0 BB: 0 P: 3	R: 1 E: 0 K: 1 S: 6	H: 1 LOB: 0 BB: 0 P: 6	R: 1 E: 0 K: 0 S: 4	H: 1 LOB: 0 BB: 0 P: 4	R: 0 E: 0 K: 0 S: 3	H: 0 LOB: 0 BB: 0 P: 3	R: 1 E: 0 K: 1 S: 7	H: 2 LOB: 1 BB: 0 P: 7	R: 3 E: 0 K: 0 S: 4	H: 2 LOB: 1 BB: 3 P: 16		R: 0 E: 0 K: 2 S: 7	H: 0 LOB: 0 BB: 0 P: 7	1B: 4 2B: 2 3B: 0 HR: 4	SF: 0 SAC: 1 DP: 1 HBP: 1	WP: 1 PB: 0 SB: 0 CS: 1	PA: 39				
PITCHER	IP	WLS	BF	H	R	ER	SO	BB	IBB	HBP	BLK	WP	HR	S	P	ERA	WHIP										
Dickie Noles, R ERA: 4.0 Jack Kucek, R ERA: 7.2 Doug Bird, R ERA: 5.28 Tug McGraw, L ERA: 5.29 Rawly Eastwick, R ERA: 4.65	(1, 1) (7, 1) (7, 1) (8, 1) (9, 1)	6.0 0.2 0.1 1.0 1.0	L 4 1 7 3	23 2 0 2 0	6 2 1 2 0	4 1 0 3 0	4 1 0 3 0	2 0 0 0 2	0 0 0 3 0	0 0 0 0 0	1 0 0 0 0	1 0 0 0 0	1 0 0 0 0	3 4 3 4 7	27 3 3 16 7	0.00 13.50 0.00 27.00 0.00	1.000 3.000 0.000 5.000 0.000										

Batter	1	2	3	4	5	6	7	8	9	AB	R	H	RBI	BB	SO	LOB	BOTTOM										
Pete Rose, S OBP: 0.422, SLG: 0.435 (1, 3)										4	0	1	0	1	0	0	Montreal Expos @ Philadelphia Phillies Veterans Stadium, Philadelphia, PA Sat Sep 22 1979, 7:05 PM EDT Att: 35,186 - Unknown										
Manny Trillo, R OBP: 0.295, SLG: 0.352 John Vukovich, R OBP: 0.167, SLG: 0.167 (1, 4) (9, 5)										4	0	2	0	0	0	3											
Bake McBride, L OBP: 0.324, SLG: 0.399 (1, 9)										5	0	1	0	0	0	3											
Mike Schmidt, R OBP: 0.390, SLG: 0.576 Bud Harrelson, S OBP: 0.405, SLG: 0.298 (1, 5) (9, 6)										4	1	1	0	0	3	3											
Del Unser, L OBP: 0.362, SLG: 0.500 (1, 7)										5	0	2	1	0	1	3											
Greg Gross, L OBP: 0.423, SLG: 0.410 (1, 8)										3	1	1	0	1	0	1											
Keith Moreland, R OBP: 0.414, SLG: 0.593 (1, 2)										3	0	1	0	1	0	2											
Larry Bowa, S OBP: 0.318, SLG: 0.316 Rawly Eastwick, R (8, 1) (9, 1)										4	0	0	0	0	2	5											
Dickie Noles, R John Foff, L Jack Kucek, R Doug Bird, R Tim McCarter, L Tug McGraw, R Pete Mackanin, R (1, 1) (6, PR) (7, 1) (7, 1) (8, 1) (8, 1) (9, 4)	(1, 1) (6, PR) (7, 1) (7, 1) (8, 1) (8, 1) (9, 4)	6.2 0.2 1.2	W 6 8	27 2 2	7 2 2	1 1 0	1 1 0	5 0 2	1 0 1	0 0 0	0 0 0	0 0 0	0 0 0	0 0 0	0 0 0	0 0 0											
Inning Stats	R: 0 E: 0 K: 1 S: 6	H: 1 LOB: 1 BB: 0 P: 6	R: 0 E: 0 K: 0 S: 3	H: 0 LOB: 0 BB: 0 P: 3	R: 0 E: 0 K: 1 S: 5	H: 0 LOB: 0 BB: 0 P: 5	R: 0 E: 0 K: 1 S: 5	H: 0 LOB: 0 BB: 0 P: 5	R: 0 E: 0 K: 1 S: 5	H: 1 LOB: 1 BB: 1 P: 9	R: 0 E: 0 K: 1 S: 7	H: 2 LOB: 2 BB: 0 P: 7	R: 1 E: 0 K: 0 S: 6	H: 3 LOB: 3 BB: 1 P: 10	R: 1 E: 0 K: 0 S: 5	H: 2 LOB: 2 BB: 1 P: 9		R: 0 E: 0 K: 2 S: 9	H: 2 LOB: 3 BB: 1 P: 13	1B: 8 2B: 4 3B: 0 HR: 0	SF: 0 SAC: 0 DP: 1 HBP: 0	WP: 0 PB: 0 SB: 0 CS: 0	PA: 41				
PITCHER	IP	WLS	BF	H	R	ER	SO	BB	IBB	HBP	BLK	WP	HR	S	P	ERA	WHIP										
David Palmer, R ERA: 2.72 Elias Sosa, R ERA: 1.91 Stan Bahnsen, R ERA: 3.07	(1, 1) (7, 1) (8, 1)	6.2 0.2 1.2	W 6 8	27 2 2	7 2 2	1 1 0	5 0 2	1 0 1	0 0 0	0 0 0	0 0 0	0 0 0	0 0 11	36 4 15	12 13.50 0.00	1.200 6.000 1.800											

AB	33
R	8
H	10
RBI	8
BB	3
SO	5
LOB	9



AB	37
R	2
H	11
RBI	2
BB	4
SO	7
LOB	20



Batter	1	2	3	4	5	6	7	8	9	AB	R	H	RBI	BB	SO	LOB	TOP			
Warren Cromartie, L (1.7)	F9		F8		G4-6-3			G4-6-3		4	0	1	0	0	0	1	Montreal Expos @ Pittsburgh Pirates Three Rivers Stadium, Pittsburgh, PA Mon Sep 24 1979, 7:05 PM EDT Unknown			
Dave Cash, R (1.4)	1B				P6			G4-6-3		4	1	2	0	0	0	1				
Andre Dawson, R (1.8)	1B		K					4-3		4	1	1	0	0	1					
Tony Perez, R (1.3)	1B		P4					4-3		3	0	1	0	1	0					
Gary Carter, R (1.2)	1B				1-5-3			P6		4	0	1	2	0	0					
Ellis Valentine, R (1.9)	G6-4-3							G1		3	0	0	0	1	0					
Larry Parrish, R (1.5)			K							3	0	1	0	0	2					
Chris Speier, R (1.6)			K							3	0	0	0	0	1					
Dan Schatzeder, L (1.1)										2	0	1	0	0	1					
Stan Bahnsen, R (6.1)										0	0	0	0	0	0					
Tom Hutton, L (7. PH)										1	0	0	0	0	0					
Woodie Fryman, R (7.1)										0	0	0	0	0	0					
Bill Atkinson, L (8.1)										0	0	0	0	0	0					
Inning Stats	R: 2 E: 0 K: 0 S: 6	H: 4 LOB: 1 BB: 0 P: 6	R: 0 E: 0 K: 3 S: 9	H: 0 LOB: 0 BB: 0 P: 9	R: 0 E: 0 K: 1 S: 6	H: 1 LOB: 1 BB: 0 P: 6	R: 0 E: 0 K: 0 S: 3	H: 1 LOB: 1 BB: 1 P: 7	R: 0 E: 0 K: 0 S: 3	H: 0 LOB: 0 BB: 1 P: 7	R: 0 E: 0 K: 1 S: 5	H: 0 LOB: 0 BB: 0 P: 5	R: 0 E: 0 K: 0 S: 3	H: 0 LOB: 0 BB: 0 P: 3	R: 0 E: 0 K: 0 S: 3	H: 0 LOB: 0 BB: 0 P: 3	1B: 8 2B: 0 3B: 0 HR: 0	SF: 0 SAC: 0 DP: 4 HBP: 0	WP: 0 PB: 0 SB: 1 CS: 0	PA: 33
PITCHER	IP WLS BF H R ER SO BB IBB HBP BLK WP HR S P ERA WHIP																			
Bert Blyleven, R (1.1)	6.0 W 24 7 2 2 4 2 0 0 0 0 0 30 38 3.00 1.500																			
Kent Tekulve, R (7.1)	3.0 S 9 1 0 0 1 0 0 0 0 0 0 0 11 11 0.00 0.333																			

AB	31
R	2
H	8
RBI	2
BB	2
SO	5
LOB	10



Batter	1	2	3	4	5	6	7	8	9	AB	R	H	RBI	BB	SO	LOB	BOTTOM			
Omar Moreno, L (1.8)	3-1	P6			P6			F8		5	0	0	0	0	0	4	Montreal Expos @ Pittsburgh Pirates Three Rivers Stadium, Pittsburgh, PA Mon Sep 24 1979, 7:05 PM EDT Unknown			
Tim Foli, R (1.6)	1B		F8				4-3	F8		5	0	1	0	0	0	2				
Dave Parker, L (1.9)	1B		F7				HR	3B		3	2	2	0	1	0					
Bill Robinson, R (1.7)	F3		P3				HR	3B		4	1	2	3	0	0					
Willie Stargell, L (1.3)	K				4-3			1-3		3	0	0	0	1	1					
Bill Madlock, R (1.5)					F7			1B		4	2	2	0	0	0					
Steve Nicosia, R (1.2)					F3			E1		3	0	1	0	1	0					
Phil Garner, R (1.4)					P4			E2		4	0	2	0	0	1					
Bert Blyleven, R (1.1)					K			FC5		2	0	0	0	0	2					
Mike Easter, L (6. PH)					K			FC5		1	0	0	0	0	1					
Kent Tekulve, R (7.1)					K			FC5		1	0	0	0	0	0					
Inning Stats	R: 0 E: 0 K: 1 S: 7	H: 2 LOB: 2 BB: 0 P: 7	R: 0 E: 0 K: 1 S: 6	H: 1 LOB: 1 BB: 1 P: 10	R: 0 E: 0 K: 0 S: 3	H: 0 LOB: 0 BB: 0 P: 3	R: 0 E: 0 K: 0 S: 3	H: 0 LOB: 0 BB: 0 P: 3	R: 0 E: 0 K: 2 S: 7	H: 0 LOB: 0 BB: 0 P: 7	R: 3 E: 1 K: 1 S: 8	H: 2 LOB: 2 BB: 2 P: 16	R: 1 E: 0 K: 0 S: 5	H: 2 LOB: 1 BB: 0 P: 5	R: 1 E: 1 K: 0 S: 6	H: 3 LOB: 2 BB: 0 P: 6	1B: 7 2B: 1 3B: 1 HR: 1	SF: 0 SAC: 0 DP: 0 HBP: 0	WP: 0 PB: 0 SB: 1 CS: 0	PA: 38
PITCHER	IP WLS BF H R ER SO BB IBB HBP BLK WP HR S P ERA WHIP																			
Dan Schatzeder, L (1.1)	5.1 L 23 4 3 2 4 3 0 0 0 0 0 1 28 40 3.38 1.312																			
Stan Bahnsen, R (6.1)	0.2 4 1 0 0 1 0 0 0 0 0 0 0 6 6 0.00 1.500																			
Woodie Fryman, L (7.1)	1.0 7 4 2 1 0 0 0 0 0 0 0 0 7 7 9.00 4.000																			
Bill Atkinson, R (8.1)	1.0 4 1 0 0 0 0 0 0 0 0 0 0 4 4 0.00 1.000																			

AB	35
R	5
H	10
RBI	3
BB	3
SO	5
LOB	20



Batter	1	2	3	4	5	6	7	8	9	AB	R	H	RBI	BB	SO	LOB	TOP		
Warren Cromartie, L OBP: 0.313, SLG: 0.395	6-3		FC6-4 1B		4-3	1-2 1B		K		5	0	2	0	0	1	0	Montreal Expos @ Pittsburgh Pirates Three Rivers Stadium, Pittsburgh, PA Tue Sep 25 1979, 7:05 PM EDT Att: 31,348 - Unknown		
Dave Cash, R OBP: 0.359, SLG: 0.424	1B		FC6-4 1B SF7		1-3	F8		F8		5	1	1	0	0	3				
Andre Dawson, R OBP: 0.310, SLG: 0.473	F9		1-3 1B		BB 1B	K		K		5	1	2	0	0	2				
Tony Perez, R OBP: 0.324, SLG: 0.433	4-3		SF7		1B 1-2 BB			K		3	0	0	1	1	2				
Ellis Valentine, R OBP: 0.311, SLG: 0.467		F8	P4		1-3 2-H 1B			FC6-4 1B		4	0	2	1	0	0				
Larry Parrish, R OBP: 0.381, SLG: 0.560	K			HR	L8			FC6-4 1-2		4	1	1	1	0	1				
Rodney Scott, S OBP: 0.318, SLG: 0.293	S 2B			F9		WP S 1B		K		4	1	2	0	0	1				
Duffy Dyer, R OBP: 0.338, SLG: 0.380	4-0 2-3 BB			4-3		1B 1-1 1B		K		3	0	1	1	1	0				
Scott Sanderson, R OBP: 0.180, SLG: 0.200				1-6-3		F8		4-3		2	0	0	0	0	1				
Bill Atkinson, L OBP: 0.246, SLG: 0.431										0	0	0	0	0	0				
Jerry White, S OBP: 0.246, SLG: 0.236										0	0	0	0	0	0				
Ross Grimsley, L OBP: 0.246, SLG: 0.236										0	0	0	0	0	0				
Dale Murray, R OBP: 0.307, SLG: 0.341										0	0	0	0	0	0				
Tom Hutton, L OBP: 0.307, SLG: 0.341										0	0	0	0	0	0				
Bob James, R OBP: 0.307, SLG: 0.341										0	0	0	0	0	0				
Inning Stats	R: 0 E: 0 K: 0 S: 4	H: 1 LOB: 1 BB: 0 P: 4	R: 0 E: 0 K: 2 S: 8	H: 1 LOB: 2 BB: 1 P: 12	R: 1 E: 0 K: 0 S: 5	H: 2 LOB: 1 BB: 0 P: 5	R: 1 E: 0 K: 0 S: 4	H: 1 LOB: 0 BB: 0 P: 4	R: 1 E: 0 K: 1 S: 8	H: 3 LOB: 2 BB: 0 P: 8	R: 0 E: 0 K: 2 S: 8	H: 1 LOB: 1 BB: 0 P: 8	R: 0 E: 0 K: 2 S: 7	H: 0 LOB: 0 BB: 0 P: 7	R: 0 E: 0 K: 2 S: 7	H: 0 LOB: 0 BB: 0 P: 7	1B: 9 2B: 1 3B: 0 HR: 1	SF: 1 SAC: 0 DP: 0 HBP: 0	WP: 1 PA: 40 CS: 0
PITCHER	IP WLS BF H R ER SO BB IBB HBP BLK WP HR S P ERA WHIP	IP WLS BF H R ER SO BB IBB HBP BLK WP HR S P ERA WHIP																	
Jim Rooker, L ERA: 4.6	5.0 W 26 9 4 4 2 2 0 0 0 1 1 28 36 7.20 2.200	4.0 S 14 2 0 0 7 0 0 0 0 0 0 0 28 28 0.00 0.500																	
Enrique Romo, R ERA: 2.88																			

AB	37
R	4
H	11
RBI	4
BB	2
SO	9
LOB	15



Batter	1	2	3	4	5	6	7	8	9	AB	R	H	RBI	BB	SO	LOB	BOTTOM		
Omar Moreno, L OBP: 0.329, SLG: 0.381	P6		G3	6-3		1B 1B	G6-4-3 1B			5	1	2	0	0	0	3	Montreal Expos @ Pittsburgh Pirates Three Rivers Stadium, Pittsburgh, PA Tue Sep 25 1979, 7:05 PM EDT Att: 31,348 - Unknown		
Tim Lincecum, R OBP: 0.321, SLG: 0.335	F8 HR 1B		4-3		F8	1B E 1B	G6-4-3 1-2			5	2	2	0	0	0	1			
Dave Parker, L OBP: 0.370, SLG: 0.510	F8 1-2		L6		K	E SF8 1B	6-3			5	1	1	1	0	1	1			
Willie Stargell, L OBP: 0.360, SLG: 0.567	2-H HR			HR	BB 1B BB	K		K		4	3	2	3	1	2	2			
John Milner, L OBP: 0.381, SLG: 0.490				G3		E6 S 1B	5-3			4	1	1	1	0	1	1			
Alberto Lois, R OBP: 0.302, SLG: 0.508	K				1-2 1B 1B	1-3 3-H 1B				0	1	0	0	0	0	0			
Bill Madlock, R OBP: 0.348, SLG: 0.429		P6		WP E 1B	1-2 2-3 1B BB	SF8	F8			3	1	1	1	1	0	0			
Ed Ott, L OBP: 0.311, SLG: 0.384		F9		E4 WP 1B	1-2 2-H 3-H 1B					4	0	2	3	0	0	1			
Phil Garner, R OBP: 0.355, SLG: 0.436				1-2 2-3 1B	1-3 2-H 3-H 1B		FC6-4 1B			2	0	2	1	2	0	0			
Jim Rooker, R OBP: 0.147, SLG: 0.121				1-2 2-3 1B	0-3 1B					3	0	0	0	0	1	6			
Enrique Romo, R OBP: 0.167, SLG: 0.167		L8		K	5-3	FC6-4 1-2				1	0	0	0	0	0	2			
Inning Stats	R: 2 E: 0 K: 1 S: 7	H: 2 LOB: 0 BB: 0 P: 7	R: 0 E: 0 K: 0 S: 4	H: 1 LOB: 1 BB: 0 P: 4	R: 0 E: 0 K: 0 S: 3	H: 0 LOB: 0 BB: 0 P: 3	R: 1 E: 1 K: 1 S: 8	H: 2 LOB: 3 BB: 1 P: 12	R: 3 E: 0 K: 1 S: 8	H: 3 LOB: 2 BB: 2 P: 16	R: 4 E: 1 K: 1 S: 10	H: 4 LOB: 2 BB: 1 P: 14	R: 0 E: 0 K: 1 S: 5	H: 1 LOB: 0 BB: 0 P: 3	R: 0 E: 0 K: 1 S: 5	H: 0 LOB: 0 BB: 0 P: 5	1B: 10 2B: 1 3B: 0 HR: 2	SF: 1 SAC: 0 DP: 1 HBP: 0	WP: 1 PA: 42 CS: 0
PITCHER	IP WLS BF H R ER SO BB IBB HBP BLK WP HR S P ERA WHIP	IP WLS BF H R ER SO BB IBB HBP BLK WP HR S P ERA WHIP																	
Scott Sanderson, R ERA: 3.43	4.2 L 25 7 6 6 3 2 0 0 0 0 0 2 2 0.00 3.000	0.1 5 3 4 2 1 0 0 0 0 0 0 0 7 7 54.00 9.000																	
Bill Atkinson, R ERA: 0.66																			
Ross Grimsley, L ERA: 5.35																			
Dale Murray, R ERA: 4.57																			
Bob James, R ERA: 4.57																			

AB	37
R	10
H	13
RBI	10
BB	4
SO	5
LOB	17



Batter	1	2	3	4	5	6	7	8	9	AB	R	H	RBI	BB	SO	LOB	TOP			
Warren Cromartie, L OBP: 0.313, SLG: 0.384	F7		4-3				4-3			4	0	1	0	0	0	0	Montreal Expos @ Pittsburgh Pirates Three Rivers Stadium, Pittsburgh, PA Wed Sep 26 1979, 7:05 PM EDT Att: 42,043 - Unknown			
Rodney Scott, S OBP: 0.319, SLG: 0.295	F7		FC5-4 1B					4-1		4	0	2	0	0	0					
Andre Dawson, R OBP: 0.309, SLG: 0.471			FC5-4 1B					3-1		4	0	1	0	0	1	3				
Rusty Staub, L OBP: 0.340, SLG: 0.404	L7									2	0	1	0	2	0	1				
Ellis Valentine, R OBP: 0.308, SLG: 0.464		6-3								4	0	0	0	0	0	3				
Larry Parrish, R OBP: 0.359, SLG: 0.556	P4									4	0	0	0	0	0	1				
Chris Speier, R OBP: 0.316, SLG: 0.332										4	1	2	1	0	0	1				
Duffy Dyer, R OBP: 0.325, SLG: 0.365										3	0	0	0	0	2	1				
John Tamargo, S OBP: 0.291, SLG: 0.406										0	0	0	0	1	0	0				
Steve Rogers, R Tom Hallinan, L Brian Bazzano, R Bill Atkinson, L Woodie Fryman, R Jerry White, L Bob James, R Bill Gullickson, R Randy Bates, L										1	0	0	0	0	0	0				
Inning Stats	R: 0 E: 0 K: 0 S: 4	H: 1 LOB: 1 BB: 0 P: 4	R: 0 E: 0 K: 1 S: 6	H: 1 LOB: 1 BB: 0 P: 6	R: 0 E: 0 K: 1 S: 6	H: 1 LOB: 1 BB: 0 P: 6	R: 0 E: 1 K: 0 S: 4	H: 2 LOB: 2 BB: 0 P: 9	R: 0 E: 0 K: 0 S: 2	H: 0 LOB: 0 BB: 1 P: 6	R: 1 E: 0 K: 0 S: 4	H: 1 LOB: 0 BB: 0 P: 4	R: 0 E: 0 K: 0 S: 3	H: 0 LOB: 1 BB: 1 P: 7	R: 0 E: 0 K: 0 S: 3	H: 0 LOB: 1 BB: 1 P: 7	1B: 6 2B: 0 3B: 0 HR: 1	SF: 0 SAC: 0 DP: 1 HBP: 0	WP: 0 PB: 0 SB: 1 CS: 0	PA: 36
PITCHER Bruce Kison, R ERA: 3.25	IP: 9.0 WLS: W BF: 36 H: 7 R: 1 ER: 1 SO: 4 BB: 3 IBB: 0 HBP: 0 BLK: 0 WP: 0 HR: 1 S: 41 P: 53 ERA: 1.00 WHIP: 1.111																			

AB	33
R	1
H	7
RBI	1
BB	3
SO	4
LOB	11



Batter	1	2	3	4	5	6	7	8	9	AB	R	H	RBI	BB	SO	LOB	BOTTOM			
Omar Moreno, L OBP: 0.331, SLG: 0.382	WP S 1B		K	1-3		FC4-2 SH1-4 1B	1B			4	1	2	1	1	1	0	Montreal Expos @ Pittsburgh Pirates Three Rivers Stadium, Pittsburgh, PA Wed Sep 26 1979, 7:05 PM EDT Att: 42,043 - Unknown			
Tim Lincecum, R OBP: 0.323, SLG: 0.336	CS 1B		4-3			SH1-4				4	0	2	3	0	0					
Dave Parker, L OBP: 0.371, SLG: 0.512	CS 1B					FC4-2 BB				4	0	2	0	1	0	5				
Willie Stargell, L OBP: 0.359, SLG: 0.562	K					P5				4	0	0	0	1	2	5				
John Milner, L OBP: 0.381, SLG: 0.487	G3									2	0	0	0	1	0	3				
Matt Alexander, S OBP: 0.538, SLG: 0.692										0	1	0	0	0	0	0				
Bill Robinson, R OBP: 0.303, SLG: 0.508										2	0	1	0	0	0	0				
Bill Madlock, R OBP: 0.354, SLG: 0.434										3	3	3	0	2	0	0				
Ed Ott, L OBP: 0.313, SLG: 0.385										4	1	1	2	1	1	4				
Phil Garner, R OBP: 0.358, SLG: 0.445										3	3	2	3	1	0	2				
Bruce Kison, R OBP: 0.167, SLG: 0.245										4	1	1	1	0	1	3				
Inning Stats	R: 1 E: 0 K: 1 S: 7	H: 3 LOB: 1 BB: 0 P: 7	R: 0 E: 0 K: 0 S: 3	H: 1 LOB: 1 BB: 1 P: 7	R: 0 E: 0 K: 1 S: 6	H: 1 LOB: 2 BB: 1 P: 10	R: 2 E: 0 K: 2 S: 9	H: 2 LOB: 0 BB: 0 P: 9	R: 0 E: 0 K: 1 S: 4	H: 0 LOB: 0 BB: 1 P: 8	R: 4 E: 0 K: 0 S: 7	H: 3 LOB: 2 BB: 2 P: 15	R: 3 E: 0 K: 0 S: 5	H: 2 LOB: 3 BB: 3 P: 17	R: 0 E: 0 K: 0 S: 4	H: 2 LOB: 1 BB: 0 P: 4	1B: 9 2B: 6 3B: 0 HR: 1	SF: 0 SAC: 1 DP: 3 HBP: 0	WP: 1 PB: 0 SB: 2 CS: 3	PA: 43
PITCHER Steve Rogers, R ERA: 3.03	IP: 4.0 WLS: L BF: 19 H: 7 R: 3 ER: 3 SO: 4 BB: 1 IBB: 0 HBP: 0 BLK: 0 WP: 1 HR: 1 S: 25 P: 33 ERA: 6.75 WHIP: 2.000																			
PITCHER Bill Gullickson, R ERA: 3.15	IP: 1.0 WLS: L BF: 4 H: 2 R: 0 ER: 0 SO: 0 BB: 0 IBB: 0 HBP: 0 BLK: 0 WP: 0 HR: 0 S: 4 P: 4 ERA: 0.00 WHIP: 2.000																			
Stan Bahnsen, R ERA: 3.15	IP: 1.0 WLS: L BF: 5 H: 0 R: 2 ER: 2 SO: 1 BB: 3 IBB: 0 HBP: 0 BLK: 0 WP: 0 HR: 0 S: 4 P: 16 ERA: 18.00 WHIP: 3.000																			
Bill Atkinson, R ERA: 1.98	IP: 0.0 WLS: L BF: 3 H: 2 R: 1 ER: 1 SO: 0 BB: 0 IBB: 0 HBP: 0 BLK: 0 WP: 0 HR: 0 S: 3 P: 3 ERA: ∞ WHIP: ∞																			
Woodie Fryman, L ERA: 2.84	IP: 1.0 WLS: L BF: 4 H: 1 R: 1 ER: 1 SO: 0 BB: 0 IBB: 0 HBP: 0 BLK: 0 WP: 0 HR: 0 S: 4 P: 4 ERA: 9.00 WHIP: 1.000																			
Bob James, R ERA: 13.5	IP: 1.0 WLS: L BF: 8 H: 2 R: 3 ER: 3 SO: 0 BB: 2 IBB: 1 HBP: 0 BLK: 0 WP: 0 HR: 0 S: 5 P: 17 ERA: 27.00 WHIP: 4.000																			

AB	34
R	10
H	14
RBI	10
BB	8
SO	5
LOB	22



Batter	1	2	3	4	5	6	7	8	9	10	11	AB	R	H	RBI	BB	SO	LOB	TOP			
Pete Rose, S OBP: 0.418, SLG: 0.429 (1, 3)	5-3		5-3			HR		SH1-4		2H		5	1	3	0	0	0	1				
Larry Bowa, S OBP: 0.317, SLG: 0.316 (1, 6)	G3		G3			K		SH1-4		G1		4	0	0	0	0	1	3				
Bake McBride, L OBP: 0.329, SLG: 0.412 (1, 9)	1B					G6-4-3		G6-4-3				4	0	2	0	1	0	1				
Mike Schmidt, R OBP: 0.390, SLG: 0.570 (1, 5)	F9					G6-4-3		G6-4-3				5	1	1	2	0	0	4				
Greg Gross, L OBP: 0.418, SLG: 0.394 (1, 8) (11, 7)	L1					E4		4-3		G3		5	1	1	0	0	0	0				
John Poff, L OBP: 0.150, SLG: 0.158 (1, 7) Greg Luzinski, R OBP: 0.344, SLG: 0.431 (11, PH) Mike Anderson, R OBP: 0.352, SLG: 0.333 (11, 8)	F7					K		G3		P4		4	0	0	0	0	1	1				
Keith Moreland, R OBP: 0.404, SLG: 0.523 (1, 2)	1-3					5-3		1-6-3		6-3		4	0	1	1	1	0	0				
Bud Harrelson, S OBP: 0.395, SLG: 0.366 (1, 4)						F7		1-6-3		1B		5	0	2	0	0	0	3				
Dickie Noles, R OBP: 0.338, SLG: 0.133 (10, PH) Garry Maddox, R OBP: 0.304, SLG: 0.425 (10, 1) Kevin Saucier, L OBP: 0.100, SLG: 0.100 (10, 1) Ron Reed, R OBP: 0.364, SLG: 0.400 (10, 1)	K					6-3		L9		K		3	0	0	0	0	1	2				
Inning Stats	R: 0 E: 0 K: 0 S: 4	H: 1 LOB: 1 BB: 0 P: 4	R: 0 E: 0 K: 0 S: 3	H: 0 LOB: 0 BB: 0 P: 3	R: 0 E: 0 K: 1 S: 6	H: 1 LOB: 1 BB: 0 P: 6	R: 0 E: 0 K: 1 S: 6	H: 2 LOB: 1 BB: 0 P: 6	R: 0 E: 0 K: 0 S: 3	H: 0 LOB: 0 BB: 0 P: 7	R: 0 E: 0 K: 0 S: 3	H: 1 LOB: 1 BB: 1 P: 7	R: 0 E: 0 K: 0 S: 3	H: 0 LOB: 0 BB: 0 P: 3	R: 0 E: 0 K: 1 S: 6	H: 2 LOB: 1 BB: 2 P: 6	R: 1 E: 1 K: 0 S: 5	H: 1 LOB: 2 BB: 1 P: 9	1B: 7 2B: 2 3B: 0 HR: 1	SF: 0 SAC: 1 DP: 2 HBP: 0	WP: 0 PB: 0 SB: 0 CS: 0	PA: 44
PITCHER	IP 10.0	WLS L	BF 6	H 1	R 1	ER 0	SO 0	BB 0	IBB 1	HBP 0	BLK 0	WP 0	HR 0	S 5	P 9	ERA 0.00	WHIP 1.000					
David Palmer, R ERA: 2.64 Woodie Fryman, L ERA: 2.79																						

Philadelphia Phillies @ Montreal Expos
Olympic Stadium, Montreal, QB
Fri Sep 28 1979, 7:05 PM EDT
Att: 40,303 - Unknown

AB 40
R 3
H 10
RBI 3
BB 3
SO 4
LOB 16



Batter	1	2	3	4	5	6	7	8	9	10	11	AB	R	H	RBI	BB	SO	LOB	BOTTOM					
Warren Cromartie, L OBP: 0.313, SLG: 0.395 (1, 7)	K		L7			2B		G3		BB		4	0	1	1	1	1	0						
Rodney Scott, S OBP: 0.318, SLG: 0.292 (1, 4)	F7					1-3		F7		BB		4	0	0	0	1	0	1						
Andre Dawson, R OBP: 0.308, SLG: 0.471 (1, 8)	4-3					1B		5-3		F7		5	1	1	0	0	1	2						
Tony Perez, R OBP: 0.325, SLG: 0.432 (1, 3)						4-3		6-3		K		4	0	1	0	1	1	3						
Gary Carter, R OBP: 0.338, SLG: 0.485 (1, 2) John Tamargo, S OBP: 0.298, SLG: 0.405 (1, 2)	F4					E1		F9				0	0	0	0	0	0	0						
Ellis Valentine, R OBP: 0.306, SLG: 0.459 (1, 9)	FC1-4					K		K		F3		5	0	0	0	0	2	4						
Larry Parrish, R OBP: 0.359, SLG: 0.556 (1, 5)	F9					F9		IBB		F5		4	1	1	0	1	0	1						
Chris Speier, R OBP: 0.313, SLG: 0.328 (1, 6)						4-3		F7		L7		4	0	0	0	0	0	4						
David Palmer, R ERA: 3.8 Dave Cash, R OBP: 0.357, SLG: 0.422 (10, PH) Woodie Fryman, R ERA: 4.15	4-3					4-3		F9		P4		3	0	0	0	0	0	1						
Inning Stats	R: 0 E: 0 K: 1 S: 5	H: 0 LOB: 0 BB: 0 P: 5	R: 0 E: 0 K: 0 S: 4	H: 1 LOB: 1 BB: 0 P: 4	R: 0 E: 0 K: 0 S: 3	H: 0 LOB: 0 BB: 0 P: 3	R: 1 E: 0 K: 1 S: 7	H: 2 LOB: 1 BB: 0 P: 7	R: 1 E: 0 K: 0 S: 5	H: 2 LOB: 1 BB: 0 P: 5	R: 0 E: 0 K: 2 S: 8	H: 0 LOB: 3 BB: 2 P: 16	R: 0 E: 0 K: 0 S: 3	H: 0 LOB: 0 BB: 0 P: 3	R: 0 E: 0 K: 0 S: 3	H: 0 LOB: 0 BB: 0 P: 3	R: 0 E: 0 K: 1 S: 5	H: 0 LOB: 2 BB: 2 P: 13	R: 0 E: 0 K: 0 S: 3	H: 0 LOB: 0 BB: 0 P: 3	1B: 3 2B: 3 3B: 0 HR: 0	SF: 0 SAC: 0 DP: 0 HBP: 0	WP: 0 PB: 0 SB: 1 CS: 0	PA: 43
PITCHER	IP 9.0	WLS 0.1	BF 3	H 0	R 0	ER 0	SO 4	BB 2	IBB 0	HBP 0	BLK 0	WP 0	HR 0	S 1	P 9	ERA 2.00	WHIP 0.778							
Dickie Noles, R ERA: 3.8 Kevin Saucier, L ERA: 4.19 Ron Reed, R ERA: 4.15																								

Philadelphia Phillies @ Montreal Expos
Olympic Stadium, Montreal, QB
Fri Sep 28 1979, 7:05 PM EDT
Att: 40,303 - Unknown

AB 39
R 2
H 6
RBI 2
BB 4
SO 5
LOB 17



Batter	1	2	3	4	5	6	7	8	9	AB	R	H	RBI	BB	SO	LOB	TOP								
Pete Rose, S OBP: 0.419, SLG: 0.430										5	0	3	0	0	0	2	Philadelphia Phillies @ Montreal Expos Olympic Stadium, Montreal, QB Sat Sep 29 1979, 3:33 AM EDT Att: 50,332 - Unknown livebaseballscores.com								
Larry Bowa, S OBP: 0.317, SLG: 0.315										4	0	1	0	0	0	3									
Tim McCarver, L OBP: 0.335, SLG: 0.321										1	0	1	1	0	0	0									
Rawly Eastwick, R OBP: 0.167, SLG: 0.167										0	0	0	0	0	0	0									
Tug McGraw, R OBP: 0.167, SLG: 0.167										0	0	0	0	0	0	0									
Mike Schmidt, R OBP: 0.389, SLG: 0.568										5	1	1	0	0	0	4									
Greg Luzinski, R OBP: 0.342, SLG: 0.428										4	0	0	0	0	0	3									
Lonnie Smith, R OBP: 0.194, SLG: 0.233										4	0	1	1	0	0	2									
Keith Moreland, R OBP: 0.412, SLG: 0.521										4	0	2	0	0	0	1									
John Vukovich, R OBP: 0.273, SLG: 0.364										3	0	1	0	0	0	1									
Bake McBride, L OBP: 0.329, SLG: 0.411										1	0	0	0	0	0	0									
Mike Anderson, R OBP: 0.341, SLG: 0.321										3	0	0	0	0	0	3									
Del Unser, L OBP: 0.354, SLG: 0.482										1	0	0	0	0	1	0									
Manny Trillo, R OBP: 0.296, SLG: 0.357										0	0	0	0	0	0	0									
Randy Lerch, L OBP: 0.184, SLG: 0.250										3	0	1	0	0	1	2									
Greg Gross, L OBP: 0.421, SLG: 0.394										0	1	0	0	1	0	0									
Bud Harrelson, S OBP: 0.395, SLG: 0.366										0	0	0	0	0	0	0									
Inning Stats	R: 0 E: 0 K: 0 S: 5	H: 2 LOB: 2 BB: 0 P: 5	R: 0 E: 0 K: 0 S: 6	H: 3 LOB: 3 BB: 0 P: 6	R: 0 E: 0 K: 0 S: 3	H: 0 LOB: 0 BB: 0 P: 3	R: 0 E: 0 K: 1 S: 7	H: 2 LOB: 2 BB: 0 P: 7	R: 0 E: 0 K: 0 S: 3	H: 0 LOB: 0 BB: 0 P: 3	R: 0 E: 0 K: 0 S: 3	H: 0 LOB: 0 BB: 0 P: 3	R: 0 E: 0 K: 0 S: 3	H: 0 LOB: 0 BB: 0 P: 3	R: 1 E: 0 K: 0 S: 5	H: 2 LOB: 1 BB: 0 P: 5	R: 1 E: 0 K: 1 S: 7	H: 2 LOB: 2 BB: 1 P: 11	1B: 10 2B: 1 3B: 0 HR: 0	SF: 0 SAC: 0 DP: 0 HBP: 0	WP: 0 PB: 0 SB: 2 CS: 0	PA: 39			
PITCHER	IP	WLS	BF	H	R	ER	SO	BB	IBB	HBP	BLK	WP	HR	S	P	ERA	WHIP								
Bill Lee, L ERA: 3.04	(1, 1)	7.2	32	9	1	1	1	0	0	0	0	0	0	34	34	1.17	1.174								
Elias Sosa, R ERA: 1.99	(8, 1)	1.1	W	7	2	1	1	1	0	0	0	0	0	8	12	6.75	2.250								

Batter	1	2	3	4	5	6	7	8	9	AB	R	H	RBI	BB	SO	LOB	BOTTOM								
Warren Cromartie, L OBP: 0.314, SLG: 0.398										4	1	2	0	0	0	1	Philadelphia Phillies @ Montreal Expos Olympic Stadium, Montreal, QB Sat Sep 29 1979, 3:33 AM EDT Att: 50,332 - Unknown livebaseballscores.com								
Rodney Scott, S OBP: 0.320, SLG: 0.294										4	0	2	0	0	0	2									
Andre Dawson, R OBP: 0.308, SLG: 0.469										4	1	1	1	0	0	2									
Tony Perez, R OBP: 0.323, SLG: 0.428										4	0	0	0	0	1	3									
John Tamargo, S OBP: 0.295, SLG: 0.397										4	0	1	1	0	0	0									
Ellis Valentine, R OBP: 0.305, SLG: 0.458										4	0	1	0	0	0	1									
Tim Raines, S										0	1	0	0	0	0	0									
Larry Parrish, R OBP: 0.359, SLG: 0.555										3	0	1	0	0	0	0									
Chris Speier, R OBP: 0.317, SLG: 0.331										3	0	2	0	1	0	0									
Tony Benazard, S OBP: 0.500, SLG: 0.425										0	0	0	0	0	0	0									
Bill Lee, L OBP: 0.216, SLG: 0.243										3	0	0	0	0	2	3									
Elias Sosa, R OBP: 0.214, SLG: 0.231										0	0	0	0	0	0	0									
Rusty Staub, L OBP: 0.340, SLG: 0.404										0	0	0	0	0	0	0									
Dave Cash, R OBP: 0.360, SLG: 0.425										1	0	1	1	0	0	0									
Inning Stats	R: 2 E: 0 K: 0 S: 6	H: 3 LOB: 1 BB: 0 P: 6	R: 0 E: 0 K: 1 S: 6	H: 1 LOB: 1 BB: 0 P: 6	R: 0 E: 0 K: 0 S: 3	H: 1 LOB: 0 BB: 0 P: 3	R: 0 E: 0 K: 0 S: 5	H: 2 LOB: 2 BB: 0 P: 5	R: 0 E: 0 K: 0 S: 4	H: 1 LOB: 1 BB: 0 P: 4	R: 0 E: 0 K: 0 S: 3	H: 0 LOB: 0 BB: 0 P: 3	R: 0 E: 0 K: 1 S: 6	H: 1 LOB: 1 BB: 0 P: 6	R: 0 E: 0 K: 1 S: 5	H: 0 LOB: 0 BB: 0 P: 5		R: 1 E: 0 K: 0 S: 3	H: 2 LOB: 2 BB: 1 P: 7	1B: 9 2B: 2 3B: 0 HR: 0	SF: 0 SAC: 1 DP: 0 HBP: 0	WP: 1 PB: 1 SB: 2 CS: 1	PA: 36		
PITCHER	IP	WLS	BF	H	R	ER	SO	BB	IBB	HBP	BLK	WP	HR	S	P	ERA		WHIP							
Randy Lerch, L ERA: 3.74	(1, 1)	8.0	L	3	1	1	1	0	0	0	0	0	0	38	38	2.25	1.125								
Rawly Eastwick, R ERA: 4.5	(9, 1)	0.1	L	3	1	1	1	0	0	0	0	1	0	2	6	27.00	6.000								
Tug McGraw, L ERA: 5.16	(9, 1)	0.0	1	1	0	0	0	0	0	0	0	0	0	1	1	∞	∞								

Batter	1	2	3	4	5	6	7	8	9	AB	R	H	RBI	BB	SO	LOB	TOP										
Pete Rose, S OBP: 0.418, SLG: 0.430 (1, 3)	L5		2B		K		E6 1B		6-3	5	0	1	0	0	1	0											
Larry Bowa, S OBP: 0.316, SLG: 0.314 (1, 6)	L9		L5			WP 2B S BB	F5			3	1	0	0	1	0	3											
Bake McBride, L OBP: 0.328, SLG: 0.411 (1, 9)	F2		SF7			K	1B			3	0	1	1	0	1	1											
Mike Schmidt, R OBP: 0.386, SLG: 0.564 (1, 5)		6-3	P5			P4	4-3			4	0	0	0	0	0	4											
Greg Luzinski, R OBP: 0.343, SLG: 0.427 (1, 7)				4-3						3	0	1	0	1	1	0											
Mike Anderson, R OBP: 0.341, SLG: 0.321 (8, 7)					4-3	2B BB			K	0	0	0	0	0	0	0											
Greg Gross, L OBP: 0.422, SLG: 0.402 (1, 8)				F7					4-3	4	0	2	1	0	0	0											
Tim McCarver, L OBP: 0.333, SLG: 0.314 (1, 2)				L4					P6	3	0	0	0	1	0	2											
John Vukovich, R OBP: 0.200, SLG: 0.267 (1, 4)										4	0	0	0	0	1	5											
Steve Carlton, L OBP: 0.253, SLG: 0.255 (1, 1)										4	1	1	0	0	1	0											
Inning Stats	R: 0 E: 0 K: 0 S: 3	H: 0 LOB: 0 BB: 0 P: 3	R: 0 E: 0 K: 1 S: 7	H: 2 LOB: 2 BB: 0 P: 7	R: 1 E: 0 K: 0 S: 5	H: 2 LOB: 1 BB: 0 P: 5	R: 0 E: 0 K: 0 S: 3	H: 0 LOB: 0 BB: 0 P: 3	R: 0 E: 0 K: 2 S: 7	H: 0 LOB: 0 BB: 0 P: 7	R: 1 E: 0 K: 1 S: 6	H: 1 LOB: 3 BB: 3 P: 18	R: 0 E: 1 K: 0 S: 5	H: 1 LOB: 2 BB: 0 P: 5	R: 0 E: 0 K: 1 S: 5	H: 0 LOB: 0 BB: 0 P: 5	R: 0 E: 0 K: 0 S: 3	H: 0 LOB: 0 BB: 0 P: 3	1B: 4 2B: 2 3B: 0 HR: 0	SF: 1 SAC: 0 DP: 0 HBP: 0	WP: 1 PA: 37 PB: 0 SB: 1 CS: 0						
PITCHER	IP	WLS	BF	H	R	ER	SO	BB	IBB	HBP	BLK	WP	HR	S	P	ERA	WHIP										
Steve Rogers, R ERA: 3.0 (1, 1)	8.0	L	34	6	2	2	5	2	1	0	0	1	0	41	53	2.25	1.000										
Elias Sosa, R ERA: 1.96 (9, 1)	1.0		3	0	0	0	0	0	0	0	0	0	0	3	3	0.00	0.000										

Philadelphia Phillies @ Montreal Expos
Olympic Stadium, Montreal, QB
Sun Sep 30 1979, 3:33 AM EDT
Att: 50,824 - Unknown

AB 33
R 2
H 6
RBI 2
BB 3
SO 5
LOB 15



Batter	1	2	3	4	5	6	7	8	9	AB	R	H	RBI	BB	SO	LOB	BOTTOM										
Warren Cromartie, L OBP: 0.313, SLG: 0.396 (1, 7)	1-3		4-3		K			4-3		4	0	0	0	0	1	2											
Rodney Scott, S OBP: 0.319, SLG: 0.294 (1, 4)	E6 S 1B		5-3		5-3			K		4	0	1	0	0	1	2											
Andre Dawson, R OBP: 0.309, SLG: 0.468 (1, 8)	K		F8							2	0	0	0	1	1	2											
Tony Perez, R OBP: 0.322, SLG: 0.425 (1, 3)				5-3						3	0	0	0	1	1	2											
John Tamargo, S OBP: 0.293, SLG: 0.383 (1, 2)										3	0	0	0	1	3	3											
Ellis Valentine, R OBP: 0.303, SLG: 0.454 (1, 9)										4	0	0	0	0	2	2											
Larry Parrish, R OBP: 0.357, SLG: 0.551 (1, 5)										3	0	0	0	0	3	1											
Chris Speier, R OBP: 0.317, SLG: 0.331 (1, 6)										3	0	1	0	0	0	0											
Steve Rogers, R OBP: 0.207, SLG: 0.182 (1, 1)										1	0	1	0	0	0	0											
Dave Cash, R OBP: 0.358, SLG: 0.422 (8, PH)										1	0	0	0	0	0	0											
Elias Sosa, R OBP: 0.214, SLG: 0.231 (9, 1)										0	0	0	0	0	0	0											
Inning Stats	R: 0 E: 1 K: 2 S: 8	H: 1 LOB: 2 BB: 1 P: 12	R: 0 E: 0 K: 2 S: 7	H: 0 LOB: 0 BB: 0 P: 7	R: 0 E: 0 K: 0 S: 4	H: 1 LOB: 1 BB: 0 P: 4	R: 0 E: 0 K: 2 S: 7	H: 0 LOB: 1 BB: 1 P: 11	R: 0 E: 0 K: 1 S: 6	H: 1 LOB: 1 BB: 0 P: 6	R: 0 E: 0 K: 1 S: 4	H: 0 LOB: 0 BB: 0 P: 5	R: 0 E: 0 K: 1 S: 5	H: 0 LOB: 0 BB: 0 P: 5	R: 0 E: 0 K: 2 S: 7	H: 0 LOB: 1 BB: 1 P: 11	R: 0 E: 0 K: 1 S: 5	H: 0 LOB: 0 BB: 0 P: 5	R: 0 E: 0 K: 2 S: 7	H: 0 LOB: 1 BB: 1 P: 11	1B: 3 2B: 0 3B: 0 HR: 0	SF: 0 SAC: 1 DP: 0 HBP: 1	WP: 0 PA: 33 PB: 0 SB: 2 CS: 1				
PITCHER	IP	WLS	BF	H	R	ER	SO	BB	IBB	HBP	BLK	WP	HR	S	P	ERA	WHIP										
Steve Carlton, L ERA: 3.62 (1, 1)	9.0	W	33	3	0	0	12	3	0	1	1	0	0	53	66	0.00	0.667										

Philadelphia Phillies @ Montreal Expos
Olympic Stadium, Montreal, QB
Sun Sep 30 1979, 3:33 AM EDT
Att: 50,824 - Unknown

AB 28
R 0
H 3
RBI 0
BB 3
SO 12
LOB 14

