

Montreal Expos - 1980

Batter	1	2	3	4	5	6	7	8	9	AB	R	H	RBI	BB	SO	LOB	TOP					
Ron LeFlore, R OBP: 0.500, SLG: 0.500										4	0	2	0	0	0	0	Montreal Expos @ Philadelphia Phillies Veterans Stadium, Philadelphia, PA Fri Apr 11 1980, 6:05 PM EST Att: 48,460 - Unknown					
Rodney Scott, S OBP: 0.250, SLG: 0.250										4	1	1	0	0	1	2						
Andre Dawson, R (1,8)										4	0	0	0	0	1	3						
Ellis Valentine, R OBP: 0.250, SLG: 0.750										4	0	1	1	0	1	1						
Larry Parrish, R OBP: 0.500, SLG: 1.000										4	1	2	0	0	1	2						
Gary Carter, R OBP: 0.250, SLG: 1.000										4	1	1	2	0	0	1						
Warren Cromartie, L OBP: 0.250, SLG: 0.750										4	0	1	0	0	1	1						
Chris Speier, R Stan Bahnsen, R Ken Macha, R										3	0	0	0	0	0	1						
Steve Rogers, R Bill Almon, R										2	0	0	0	0	1	1						
										2	0	0	0	0	0	1						
Inning Stats	R: 0 E: 0 K: 0 S: 3	H: 1 LOB: 0 BB: 0 P: 3	R: 0 E: 0 K: 1 S: 6	H: 1 LOB: 1 BB: 0 P: 6	R: 0 E: 0 K: 0 S: 3	H: 0 LOB: 0 BB: 0 P: 3	R: 0 E: 1 K: 0 S: 4	H: 0 LOB: 1 BB: 0 P: 4	R: 0 E: 0 K: 1 S: 6	H: 1 LOB: 1 BB: 0 P: 6	R: 1 E: 0 K: 0 S: 7	H: 2 LOB: 1 BB: 0 P: 7	R: 0 E: 0 K: 0 S: 3	H: 0 LOB: 0 BB: 0 P: 3	R: 0 E: 0 K: 2 S: 8	H: 1 LOB: 1 BB: 0 P: 8	R: 2 E: 0 K: 1 S: 7	H: 2 LOB: 1 BB: 1 P: 11	1B: 3 2B: 2 3B: 2 HR: 1	SF: 0 SAC: 0 DP: 0 HBP: 0	WP: 0 PB: 0 SB: 0 CS: 1	PA: 36
PITCHER Steve Carlton, L ERA: 3.0	IP: 9.0 WLS: W BF: 36 H: 8 R: 3 ER: 3 SO: 6 BB: 1 IBB: 0 HBP: 0 BLK: 0 WP: 0 HR: 1 S: 47 P: 51 ERA: 3.00 WHIP: 1.000																					

Batter	1	2	3	4	5	6	7	8	9	AB	R	H	RBI	BB	SO	LOB	BOTTOM					
Pete Rose, S (1,3)										3	1	0	0	1	0	1	Montreal Expos @ Philadelphia Phillies Veterans Stadium, Philadelphia, PA Fri Apr 11 1980, 6:05 PM EST Att: 48,460 - Unknown					
Bake McBride, L OBP: 0.500, SLG: 1.000										4	0	2	1	0	0	0						
Garry Maddox, R (1,8)										2	1	0	1	1	0	1						
Mike Schmidt, R (1,5)										3	1	0	0	1	0	2						
Greg Luzinski, R Greg Gross, L										4	1	1	3	0	1	0						
Bob Boone, R OBP: 0.250, SLG: 0.250										4	0	1	0	0	0	0						
Larry Bowa, S (1,6)										4	1	0	0	0	1	2						
Manny Trillo, R OBP: 0.500, SLG: 0.500										4	0	2	0	0	0	1						
Steve Carlton, L (1,1)										3	1	0	0	0	1	2						
Inning Stats	R: 3 E: 0 K: 0 S: 4	H: 1 LOB: 0 BB: 2 P: 12	R: 0 E: 0 K: 1 S: 6	H: 1 LOB: 1 BB: 0 P: 6	R: 0 E: 0 K: 0 S: 3	H: 0 LOB: 0 BB: 0 P: 3	R: 1 E: 0 K: 1 S: 7	H: 2 LOB: 1 BB: 0 P: 7	R: 0 E: 0 K: 0 S: 4	H: 1 LOB: 1 BB: 0 P: 4	R: 0 E: 0 K: 1 S: 5	H: 0 LOB: 0 BB: 0 P: 5	R: 2 E: 1 K: 0 S: 5	H: 1 LOB: 1 BB: 1 P: 9	R: 0 E: 1 K: 0 S: 4	H: 0 LOB: 1 BB: 0 P: 4	R: 0 E: 0 K: 0 S: 4	H: 0 LOB: 1 BB: 0 P: 4	1B: 3 2B: 2 3B: 0 HR: 1	SF: 1 SAC: 0 DP: 0 HBP: 0	WP: 0 PB: 0 SB: 0 CS: 0	PA: 35
PITCHER Steve Rogers, R ERA: 6.0 Stan Bahnsen, R ERA:	IP: 6.0 WLS: L BF: 25 H: 5 R: 4 ER: 4 SO: 3 BB: 2 IBB: 0 HBP: 0 BLK: 0 WP: 0 HR: 1 S: 29 P: 37 ERA: 6.00 WHIP: 1.167																					

Batter	1	2	3	4	5	6	7	8	9	10	AB	R	H	RBI	BB	SO	LOB	TOP			
Ron LeFlore, R OBP: 0.636, SLG: 0.778 Jerry White, S (6, 7)	4-0 SH5-3 BLK 6-3 BB		0-0 4-3		4-0 HR BB	0-0 FC6-4			0-0 3-1		2	2	0	0	2	0	4				
Rodney Scott, S OBP: 0.462, SLG: 0.125 (1, 4)	0-0 SH5-3		0-3 K		0-0 F6			0-0 F7		0-0 6-3	4	0	0	0	0	1	2				
Andre Dawson, R OBP: 0.214, SLG: 0.333 (1, 8)	0-0 6-3		0-3 K		0-0 HR			0-0 L6		0-0 F9	5	1	1	3	0	1	1				
Ellis Valentine, R OBP: 0.214, SLG: 0.571 (1, 9)	0-0 F6				0-0 6-3			0-3 K			5	1	2	1	0	1	0				
Larry Parrish, R OBP: 0.308, SLG: 0.455 (1, 5)		0-0 F3			0-0 F9			0-3 K		0-0 3-1	5	0	0	0	0	1	1				
Gary Carter, R OBP: 0.385, SLG: 0.583 (1, 2)		0-3 K			0-0 1B			0-0 1B		0-0 1-3	5	0	2	0	0	1	0				
Warren Cromartie, L OBP: 0.308, SLG: 0.417 (1, 3)		0-0 1B			0-0 F9			0-0 F7		0-0 1B	4	0	2	0	1	0	2				
Bill Almon, R OBP: 0.571, SLG: 0.857 (1, 6)		0-3 K						0-0 1B		0-0 1B	5	1	4	0	0	1	1				
Scott Sanderson, R OBP: 1.000, SLG: 2.000 Rowland Office, L OBP: 0.657, SLG: 2.000 Stan Bahnsen, R (5, 1) Woodie Fryman, R (9, 1) Elias Sosa, R (9, 1)			0-0 4-3		0-0 SF8			0-0 1B		0-3 K	1	0	1	0	0	0	0				
Inning Stats	R: 1 E: 0 K: 0 S: 3	H: 0 LOB: 0 BB: 1 P: 7	R: 0 E: 0 K: 2 S: 8	H: 1 LOB: 1 BB: 0 P: 8	R: 0 E: 0 K: 2 S: 8	H: 1 LOB: 1 BB: 0 P: 8	R: 0 E: 0 K: 0 S: 4	H: 2 LOB: 1 BB: 0 P: 4	R: 3 E: 0 K: 1 S: 7	H: 2 LOB: 3 BB: 1 P: 11	R: 0 E: 0 K: 1 S: 5	H: 0 LOB: 0 BB: 0 P: 5	R: 0 E: 0 K: 1 S: 6	H: 1 LOB: 2 BB: 1 P: 10	R: 0 E: 0 K: 0 S: 3	H: 0 LOB: 0 BB: 0 P: 3	R: 1 E: 0 K: 0 S: 6	H: 3 LOB: 2 BB: 0 P: 6	1B: 8 2B: 1 3B: 1 HR: 2	SF: 1 SAC: 1 DP: 0 HBP: 0	WP: 0 PA: 45
PITCHER	IP WLS BF H R ER SO BB IBB HBP BLK WP HR S P ERA WHIP	IP WLS BF H R ER SO BB IBB HBP BLK WP HR S P ERA WHIP	IP WLS BF H R ER SO BB IBB HBP BLK WP HR S P ERA WHIP	IP WLS BF H R ER SO BB IBB HBP BLK WP HR S P ERA WHIP	IP WLS BF H R ER SO BB IBB HBP BLK WP HR S P ERA WHIP	IP WLS BF H R ER SO BB IBB HBP BLK WP HR S P ERA WHIP	IP WLS BF H R ER SO BB IBB HBP BLK WP HR S P ERA WHIP	IP WLS BF H R ER SO BB IBB HBP BLK WP HR S P ERA WHIP	IP WLS BF H R ER SO BB IBB HBP BLK WP HR S P ERA WHIP	IP WLS BF H R ER SO BB IBB HBP BLK WP HR S P ERA WHIP	IP WLS BF H R ER SO BB IBB HBP BLK WP HR S P ERA WHIP	IP WLS BF H R ER SO BB IBB HBP BLK WP HR S P ERA WHIP	IP WLS BF H R ER SO BB IBB HBP BLK WP HR S P ERA WHIP	IP WLS BF H R ER SO BB IBB HBP BLK WP HR S P ERA WHIP	IP WLS BF H R ER SO BB IBB HBP BLK WP HR S P ERA WHIP	IP WLS BF H R ER SO BB IBB HBP BLK WP HR S P ERA WHIP	IP WLS BF H R ER SO BB IBB HBP BLK WP HR S P ERA WHIP	IP WLS BF H R ER SO BB IBB HBP BLK WP HR S P ERA WHIP	IP WLS BF H R ER SO BB IBB HBP BLK WP HR S P ERA WHIP	IP WLS BF H R ER SO BB IBB HBP BLK WP HR S P ERA WHIP	

Montreal Expos @ Philadelphia Phillies
Veterans Stadium, Philadelphia, PA
Sun Apr 13 1980, 3:33 AM EST
Att. 28,132 - Unknown

AB	39
R	5
H	12
RBI	5
BB	4
SO	7
LOB	15



Batter	1	2	3	4	5	6	7	8	9	10	AB	R	H	RBI	BB	SO	LOB	BOTTOM			
Pete Rose, S OBP: 0.286, SLG: 0.308 (1, 3)	0-0 4-3		0-0 F8 1B		0-0 1-3			0-0 4-3		0-0 1B 1B	5	0	2	0	0	2					
Bake McBride, L OBP: 0.308, SLG: 0.538 (1, 9)	0-0 F6		0-0 F8 1-2		0-0 G3			0-0 F6		0-0 1-2 2-H 1B	5	0	1	1	0	1					
Garry Maddox, R OBP: 0.385, SLG: 0.727 (1, 8)	0-0 1B		0-0 5-3					0-0 F9		0-3 K	5	0	1	0	0	1	3				
Mike Schmidt, R OBP: 0.231, SLG: 0.250 (1, 5)	0-3 K				0-0 S FC4-6 1B			0-0 F2		0-0 F8	5	1	1	0	0	1	1				
Greg Luzinski, R OBP: 0.395, SLG: 0.583 (1, 7)					0-0 F7			0-3 K		0-0 F8	5	1	2	0	0	1	1				
Bob Boone, R OBP: 0.482, SLG: 0.538 (1, 2)					0-0 P2			0-0 FC4-6 1B		0-0 F7	5	0	3	0	0	0	1				
Larry Bowa, S OBP: 0.083, SLG: 0.250 (1, 6)					0-0 F5			0-0 FC4-6		0-0 FC6 WP E 1B	4	1	0	1	0	0	5				
Manny Trillo, R OBP: 0.500, SLG: 0.667 (1, 4)					0-0 5-3			0-0 F9		0-0 1-3	4	0	1	0	0	0	4				
Larry Christenson, R George Vukovich, L Dickie Noles, R Del Unser, L Scott Munninghoff, R Greg Luzinski, S Lennie Stribling, R Lerrin LaGrow, R (1, 11) (5, PH) (6, 1) (7, PH) (8, 1) (9, PH) (9, PH) (9, PH)			0-3 K		0-0 5-3			0-0 F7		0-0 E5 1B	1	0	0	0	0	1	0				
Inning Stats	R: 0 E: 0 K: 1 S: 6	H: 1 LOB: 1 BB: 0 P: 6	R: 0 E: 0 K: 0 S: 4	H: 1 LOB: 1 BB: 0 P: 4	R: 0 E: 0 K: 1 S: 6	H: 1 LOB: 1 BB: 0 P: 6	R: 1 E: 0 K: 0 S: 5	H: 2 LOB: 1 BB: 0 P: 5	R: 0 E: 0 K: 0 S: 3	H: 0 LOB: 0 BB: 0 P: 3	R: 0 E: 0 K: 0 S: 5	H: 2 LOB: 2 BB: 0 P: 5	R: 0 E: 0 K: 0 S: 3	H: 0 LOB: 0 BB: 0 P: 3	R: 3 E: 1 K: 1 S: 10	H: 4 LOB: 2 BB: 0 P: 10	R: 0 E: 0 K: 0 S: 3	H: 0 LOB: 0 BB: 0 P: 3	1B: 11 2B: 0 3B: 0 HR: 0	SF: 0 SAC: 0 DP: 0 HBP: 0	WP: 1 PA: 42
PITCHER	IP WLS BF H R ER SO BB IBB HBP BLK WP HR S P ERA WHIP	IP WLS BF H R ER SO BB IBB HBP BLK WP HR S P ERA WHIP	IP WLS BF H R ER SO BB IBB HBP BLK WP HR S P ERA WHIP	IP WLS BF H R ER SO BB IBB HBP BLK WP HR S P ERA WHIP	IP WLS BF H R ER SO BB IBB HBP BLK WP HR S P ERA WHIP	IP WLS BF H R ER SO BB IBB HBP BLK WP HR S P ERA WHIP	IP WLS BF H R ER SO BB IBB HBP BLK WP HR S P ERA WHIP	IP WLS BF H R ER SO BB IBB HBP BLK WP HR S P ERA WHIP	IP WLS BF H R ER SO BB IBB HBP BLK WP HR S P ERA WHIP	IP WLS BF H R ER SO BB IBB HBP BLK WP HR S P ERA WHIP	IP WLS BF H R ER SO BB IBB HBP BLK WP HR S P ERA WHIP	IP WLS BF H R ER SO BB IBB HBP BLK WP HR S P ERA WHIP	IP WLS BF H R ER SO BB IBB HBP BLK WP HR S P ERA WHIP	IP WLS BF H R ER SO BB IBB HBP BLK WP HR S P ERA WHIP	IP WLS BF H R ER SO BB IBB HBP BLK WP HR S P ERA WHIP	IP WLS BF H R ER SO BB IBB HBP BLK WP HR S P ERA WHIP	IP WLS BF H R ER SO BB IBB HBP BLK WP HR S P ERA WHIP	IP WLS BF H R ER SO BB IBB HBP BLK WP HR S P ERA WHIP	IP WLS BF H R ER SO BB IBB HBP BLK WP HR S P ERA WHIP	IP WLS BF H R ER SO BB IBB HBP BLK WP HR S P ERA WHIP	

Montreal Expos @ Philadelphia Phillies
Veterans Stadium, Philadelphia, PA
Sun Apr 13 1980, 3:33 AM EST
Att. 28,132 - Unknown

AB	42
R	4
H	11
RBI	2
BB	0
SO	4
LOB	20



Batter	1	2	3	4	5	6	7	8	9	AB	R	H	RBI	BB	SO	LOB	TOP								
Ron LeFlore, R OBP: 0.667, SLG: 0.846 Jerry White, S (7, 7)	0-0 SH SF8 2B	0-0 E S 1B		0-0 6-3		0-0 1B		0-0 F8		4	2	3	0	0	0	1									
Rodney Scott, S OBP: 0.412, SLG: 0.167 (1, 4)	0-0 SH E S 2B	0-3 K 1B		0-3 K		0-0 F8			0-0 E6 E FC1-5-2 1B	4	1	1	0	0	2	4									
Andre Dawson, R OBP: 0.211, SLG: 0.313 (1, 8)	0-0 SF8 1-2 3-H	0-0 FC5-4 1B			0-0 F9		0-0 6-3		0-0 E3 FC1-5-2 2-3	4	0	1	2	0	0	1									
Ellis Valentine, R OBP: 0.263, SLG: 0.556 (1, 9)	0-0 E5 2B E	0-0 FC5-4 1B			4-0 F6-4-3 BB		0-0 F4-3 2B		0-0 FC1-5-2 1-3	4	1	1	0	1	0	4									
Larry Parrish, R OBP: 0.294, SLG: 0.467 Ken Macha, R OBP: 0.667, SLG: 0.500 (1, 5) (7, 5)	0-0 E6 HR 2B		0-3 K		0-0 F6-4-3 1-2		0-0 F4-3 2-3		0-3 K	4	1	1	1	0	1	2									
Gary Carter, R OBP: 0.276, SLG: 0.412 (1, 2)	0-0 P3		0-0 F6		0-0 1-3		0-3 K		0-3 K	5	0	0	0	0	2	4									
Warren Cromartie, L OBP: 0.353, SLG: 0.813 (1, 3)	0-0 HR		0-3 K		0-0 HR			0-0 F7		4	2	2	3	0	1	0									
Chris Speier, R OBP: 0.273, SLG: 0.200 (1, 6)	0-0 F2			0-0 SH1-4 1B		0-0 1B		4-0 BB		3	0	2	0	1	0	0									
Steve Rogers, R OBP: 0.333, SLG: 0.333 Tom Hutton, L (6, PH) Fred Norman, S (6, 1)		0-0 1B		0-0 SH1-4 1-2		0-3 K		0-0 P3		1	0	1	0	0	0	0									
										1	0	0	0	0	1	1									
										1	0	0	0	0	0	1									
										1	0	0	0	0	0	1									
Inning Stats	R: 5 E: 3 K: 0 S: 8	H: 3 LOB: 0 BB: 0 P: 8	R: 1 E: 0 K: 1 S: 7	H: 3 LOB: 1 BB: 0 P: 7	R: 0 E: 0 K: 2 S: 7	H: 0 LOB: 0 BB: 0 P: 7	R: 0 E: 0 K: 1 S: 6	H: 1 LOB: 1 BB: 0 P: 6	R: 0 E: 0 K: 0 S: 2	H: 0 LOB: 0 BB: 1 P: 6	R: 1 E: 0 K: 1 S: 8	H: 3 LOB: 2 BB: 0 P: 8	R: 0 E: 0 K: 1 S: 6	H: 1 LOB: 1 BB: 0 P: 6	R: 0 E: 0 K: 0 S: 3	H: 0 LOB: 1 BB: 1 P: 7	R: 0 E: 2 K: 2 S: 9	H: 1 LOB: 2 BB: 0 P: 9	1B: 7 2B: 3 3B: 0 HR: 2	SF: 1 SAC: 2 DP: 1 HBP: 0	WP: 0 PB: 0 SB: 2 CS: 0	PA: 42			
PITCHER	IP	WLS	BF	H	R	ER	SO	BB	IBB	HBP	BLK	WP	HR	S	P	ERA	WHIP								
Craig Swan, R ERA: 3.27 Mark Bomback, R ERA: 3.0 John Pacella, R ERA:	(1, 1) (5, 1) (7, 1)	4.0 2.0 3.0	L 9 13	20 3 2	7 1 0	6 1 0	2 1 0	4 1 3	0 1 1	0 0 0	0 0 0	0 0 0	0 1 0	28 10 18	28 14 22	4.50 4.50 0.00	1.750 2.000 1.000								
Batter	1	2	3	4	5	6	7	8	9	AB	R	H	RBI	BB	SO	LOB	BOTTOM								
Frank Taveras, R OBP: 0.364, SLG: 0.350 (1, 6)	0-0 4-3	0-0 1B			4-0 2B E BB		0-0 F7			3	1	1	0	1	0	0									
Phil Mankowski, L OBP: 0.400, SLG: 0.500 (1, 5)	0-3 K		0-0 G3		0-0 E7 4-3 6-3 2B		0-0 G3			4	1	1	0	0	1	0									
Lee Mazzilli, S OBP: 0.429, SLG: 0.267 (1, 3)	0-0 2B		0-0 3-1		0-0 4-3		0-3 K			4	0	1	0	0	1	1									
Joel Youngblood, R OBP: 0.385, SLG: 0.700 (1, 9)	0-0 6-3		4-0 FC6-4 BB		0-0 6-3		0-0 1-3			3	0	0	1	1	0	1									
Jerry Morales, R OBP: 0.500, SLG: 0.688 (1, 8)		0-0 HR	0-0 FC6-4 1-2		0-0 5-3		0-0 F7			4	1	1	1	0	0	1									
John Stearns, R OBP: 0.333, SLG: 0.526 (1, 2)		0-3 K		0-0 2B		0-0 2B		0-0 5-3		4	0	2	0	0	1	0									
Steve Henderson, R OBP: 0.227, SLG: 0.318 (1, 7)		0-0 5-3		0-0 5-3		0-0 F9			0-0 1B	4	0	1	0	0	0	2									
Doug Flynn, R OBP: 0.300, SLG: 0.263 (1, 4)		0-0 BB 1B 1B		0-0 F6-3		0-0 F8			0-0 F9	4	0	1	0	0	0	2									
Craig Swan, R OBP: 0.206, SLG: 1.000 Ron Hodges, L Mark Bomback, R Jose Cardenal, R John Pacella, R Alex Trevino, R	(1, 1) (4, PH) (5, 1) (6, PH) (7, 1) (8, PH)	5.0 W 23	S 13	2 0	0 0	2 2	0 2	0 0	0 0	0 0	0 0	0 0	0 0	0 0	0 0	0 0									
Inning Stats	R: 0 E: 0 K: 1 S: 6	H: 1 LOB: 1 BB: 0 P: 6	R: 1 E: 0 K: 1 S: 7	H: 3 LOB: 2 BB: 1 P: 11	R: 0 E: 0 K: 0 S: 3	H: 0 LOB: 1 BB: 1 P: 7	R: 0 E: 0 K: 0 S: 4	H: 1 LOB: 1 BB: 0 P: 4	R: 2 E: 1 K: 0 S: 4	H: 1 LOB: 0 BB: 1 P: 8	R: 0 E: 0 K: 0 S: 5	H: 1 LOB: 0 BB: 0 P: 5	R: 0 E: 0 K: 1 S: 3	H: 0 LOB: 0 BB: 0 P: 3	R: 0 E: 0 K: 1 S: 5	H: 1 LOB: 0 BB: 0 P: 5	1B: 3 2B: 4 3B: 0 HR: 1	SF: 0 SAC: 0 DP: 0 HBP: 0	WP: 0 PB: 0 SB: 0 CS: 0	PA: 36					
PITCHER	IP	WLS	BF	H	R	ER	SO	BB	IBB	HBP	BLK	WP	HR	S	P	ERA	WHIP								
Steve Rogers, R ERA: 5.73 Fred Norman, L ERA: 1.5	(1, 1) (6, 1)	5.0 4.0	W S 13	23 13	6 2	3 0	3 0	2 2	0 0	0 0	0 0	0 0	0 0	17 17	36 17	5.40 0.00	1.800 0.500								

Montreal Expos @ New York Mets
Shea Stadium, Flushing, NY
Tue Apr 15 1980, 3:33 AM EST
Att: 3,207 - Unknown

AB	37
R	7
H	12
RBI	6
BB	2
SO	8
LOB	21



Montreal Expos @ New York Mets
Shea Stadium, Flushing, NY
Tue Apr 15 1980, 3:33 AM EST
Att: 3,207 - Unknown

AB	33
R	3
H	8
RBI	2
BB	3
SO	4
LOB	9



Batter	1	2	3	4	5	6	7	8	9	AB	R	H	RBI	BB	SO	LOB	TOP								
Pete Rose, S OBP: 0.235, SLG: 0.250 (1, 3)	6-3		1B			1B			L4	6	1	2	0	0	0	3	Philadelphia Phillies @ Montreal Expos Olympic Stadium, Montreal, QB Sat Apr 19 1980, 3:33 AM EST Att: 23,088 - Unknown								
Bake McBride, L OBP: 0.313, SLG: 0.531 (1, 9)	E6		1B			2B			F8	5	1	3	4	0	0	0									
Garry Maddox, R OBP: 0.313, SLG: 0.467 (1, 8)	L5-3		1B			1B			3B	5	1	2	1	0	1	3									
Mike Schmidt, R OBP: 0.375, SLG: 0.600 (1, 5)			F8			K			HR	5	1	1	2	0	1	4									
Greg Luzinski, R OBP: 0.387, SLG: 0.607 (9, PR)	5-3					1B			BB	4	2	2	0	0	0	0									
George Yukovich, L (9, 7)									HBP	0	1	0	0	0	0	0									
Bob Boone, R OBP: 0.433, SLG: 0.464 (9, 2)	P3					1B			1B	4	2	2	2	1	0	0									
Keith Moreland, R (9, 2)						1B			BB	0	0	0	0	0	0	0									
Larry Bowa, S OBP: 0.179, SLG: 0.222 (1, 6)			1-3			1B			1B	4	1	2	1	1	0	1									
Manny Trillo, R OBP: 0.417, SLG: 0.542 (3, PR)			1B			1B			1B	1	0	1	0	0	0	0									
Luis Aguayo, R OBP: 0.250, SLG: 0.250 (3, 4)			1B			1B			P3	4	1	1	1	0	1	4									
Larry Christenson, R OBP: 0.667, SLG: 0.500 (6, PH)			1B			1B			1B	1	2	1	0	1	0	0									
Greg Gross, L OBP: 0.333, SLG: 0.333 (6, 1)			1B			1B			1B	2	0	0	0	0	0	2									
Dickie Noles, R OBP: 0.500, SLG: 0.500 (6, 1)			1B			1B			1B	2	0	1	2	0	1	1									
Inning Stats	R: 0 E: 1 K: 0 S: 3	H: 0 LOB: 0 BB: 0 P: 3	R: 0 E: 0 K: 0 S: 3	H: 0 LOB: 0 BB: 0 P: 3	R: 2 E: 0 K: 1 S: 9	H: 4 LOB: 3 BB: 0 P: 9	R: 0 E: 0 K: 0 S: 2	H: 0 LOB: 0 BB: 1 P: 6	R: 2 E: 0 K: 1 S: 7	H: 3 LOB: 1 BB: 1 P: 11	R: 1 E: 1 K: 1 S: 8	H: 3 LOB: 2 BB: 0 P: 8	R: 0 E: 0 K: 0 S: 3	H: 0 LOB: 0 BB: 0 P: 3	R: 2 E: 1 K: 1 S: 7	H: 3 LOB: 0 BB: 0 P: 7	R: 6 E: 0 K: 0 S: 8	H: 5 LOB: 1 BB: 1 P: 13	1B: 14 2B: 3 3B: 1 HR: 1	SF: 0 SAC: 0 DP: 1 HBP: 1	WP: 1 PB: 0 SB: 2 CS: 2	PA: 47			
PITCHER	IP	WLS	BF	H	R	ER	SO	BB	IBB	HBP	BLK	WP	HR	S	P	ERA	WHIP								
Steve Rogers, R ERA: 6.75 (1, 1)	5.0	L	24	9	5	5	2	2	0	0	0	1	0	26	34	9.00	2.200								
Stan Bahnsen, R ERA: (6, 1)	2.0		7	1	0	0	1	0	0	0	0	0	0	9	9	0.00	0.500								
Dale Murray, R ERA: 7.11 (8, 1)	1.1		9	6	5	4	1	0	0	0	0	0	1	11	11	27.00	4.500								
Fred Norman, L ERA: 5.4 (9, 1)	0.2		6	2	3	3	0	1	0	1	0	0	0	4	9	40.50	4.500								

Batter	1	2	3	4	5	6	7	8	9	AB	R	H	RBI	BB	SO	LOB	BOTTOM								
Ron LeFlore, R OBP: 0.414, SLG: 0.440 (1, 7)	F9	FC1-6		4-3					F3	5	1	0	0	0	1	2	Philadelphia Phillies @ Montreal Expos Olympic Stadium, Montreal, QB Sat Apr 19 1980, 3:33 AM EST Att: 23,088 - Unknown								
Rodney Scott, S OBP: 0.300, SLG: 0.167 (1, 4)	4-3	F8								4	0	0	0	0	0	0									
Andre Dawson, R OBP: 0.344, SLG: 0.556 (1, 8)	BLK	1B								3	2	2	0	1	1	0									
Ellis Valentine, R OBP: 0.290, SLG: 0.448 (1, 9)	1B									4	0	1	1	0	2	1									
Larry Parrish, R OBP: 0.310, SLG: 0.360 (1, 5)	BB	1B								3	0	1	0	1	1	1									
Gary Carter, R OBP: 0.333, SLG: 0.536 (1, 2)	FC5-4									3	0	0	0	1	1	3									
Warren Cromartie, L OBP: 0.454, SLG: 0.989 (1, 3)										4	1	2	1	0	0	2									
Bill Almon, R OBP: 0.364, SLG: 0.600 (9, PR)										0	0	0	0	0	0	0									
Chris Speier, R OBP: 0.278, SLG: 0.353 (1, 6)										3	0	0	0	0	1	0									
Tom Hutton, L OBP: 0.200, SLG: 0.200 (9, PH)										1	0	0	0	0	1	1									
Inning Stats	R: 1 E: 0 K: 0 S: 4	H: 1 LOB: 2 BB: 2 P: 12	R: 2 E: 1 K: 1 S: 6	H: 1 LOB: 0 BB: 1 P: 10	R: 0 E: 0 K: 1 S: 6	H: 1 LOB: 2 BB: 1 P: 10	R: 0 E: 0 K: 1 S: 5	H: 0 LOB: 0 BB: 0 P: 5	R: 1 E: 1 K: 1 S: 6	H: 1 LOB: 0 BB: 0 P: 6	R: 0 E: 0 K: 0 S: 3	H: 0 LOB: 0 BB: 0 P: 3	R: 0 E: 0 K: 2 S: 7	H: 0 LOB: 0 BB: 0 P: 7	R: 0 E: 0 K: 3 S: 10	H: 1 LOB: 1 BB: 0 P: 10	R: 0 E: 0 K: 1 S: 6	H: 1 LOB: 1 BB: 0 P: 6	1B: 2 2B: 2 3B: 1 HR: 1	SF: 0 SAC: 0 DP: 0 HBP: 0	WP: 0 PB: 0 SB: 0 CS: 0	PA: 37			
PITCHER	IP	WLS	BF	H	R	ER	SO	BB	IBB	HBP	BLK	WP	HR	S	P	ERA	WHIP								
Larry Christenson, R ERA: 6.3 (1, 1)	5.0	W	23	4	4	3	4	4	0	0	0	0	0	27	43	5.40	1.600								
Dickie Noles, R ERA: (6, 1)	4.0	S	14	2	0	0	6	0	0	0	0	0	0	26	26	0.00	0.500								

Batter	1	2	3	4	5	6	7	8	9	AB	R	H	RBI	BB	SO	LOB	TOP			
Pete Rose, S OBP: 0.231, SLG: 0.270 (1, 3)										5	1	1	0	0	0	3	Philadelphia Phillies @ Montreal Expos Olympic Stadium, Montreal, QB Sun Apr 20 1980, 3:33 AM EST Att: 25,722 - Unknown			
Bake McBride, L OBP: 0.324, SLG: 0.568 (1, 9)										5	1	2	2	0	0	2				
Garry Maddox, R OBP: 0.297, SLG: 0.457 (1, 8)										5	0	1	2	0	0	2				
Mike Schmidt, R OBP: 0.333, SLG: 0.529 (1, 5)										4	0	0	0	0	1	1				
Greg Luzinski, R OBP: 0.371, SLG: 0.656 (1, 7)										4	2	1	1	0	1	0				
Bob Boone, R OBP: 0.412, SLG: 0.438 (1, 2)										4	0	1	0	0	0	0				
Larry Bowa, S OBP: 0.226, SLG: 0.300 (1, 6)										3	0	2	0	0	0	0				
Luis Aguayo, R OBP: 0.250, SLG: 0.286 (1, 4)										3	1	1	1	0	0	2				
Randy Lerch, L OBP: 0.600, SLG: 0.750 Lerrin LaGrow, R ERA: 2.45 (7, 1)										3	1	1	0	0	0	2				
Greg Gross, L OBP: 0.250, SLG: 0.250 Tug McGraw, R ERA: 6.0 (8, PH)										0	0	0	0	0	0	0				
Inning Stats	R: 1 E: 0 K: 0 S: 4	H: 1 LOB: 0 BB: 0 P: 4	R: 0 E: 0 K: 1 S: 6	H: 1 LOB: 1 BB: 0 P: 6	R: 0 E: 0 K: 0 S: 4	H: 1 LOB: 1 BB: 0 P: 4	R: 0 E: 0 K: 0 S: 3	H: 0 LOB: 0 BB: 0 P: 3	R: 2 E: 1 K: 0 S: 6	H: 2 LOB: 1 BB: 0 P: 6	R: 1 E: 0 K: 0 S: 5	H: 2 LOB: 1 BB: 0 P: 5	R: 1 E: 1 K: 0 S: 7	H: 1 LOB: 1 BB: 0 P: 5	R: 0 E: 0 K: 0 S: 3	H: 0 LOB: 0 BB: 0 P: 3	1B: 5 2B: 3 3B: 1 HR: 1	SF: 1 SAC: 1 DP: 0 HBP: 0	WP: 0 PB: 0 SB: 0 CS: 0	PA: 39
PITCHER	IP WLS BF H R ER SO BB IBB HBP BLK WP HR S P ERA WHIP																			
Bill Lee, L ERA: 5.74 Stan Bahnsen, R ERA: 7.1 David Palmer, R ERA: 8.1 Woodie Fryman, L ERA: 8.1 Elias Sosa, R ERA: 9.1	(1, 1) (7, 1) (8, 1) (8, 1) (9, 1)	6.2 0.1 0.2 0.1 1.0	WLS 1 0 1 W	BF 30 1 4 3	H 9 1 1 0	R 5 0 0 0	ER 3 0 1 0	SO 1 0 0 0	BB 0 0 0 0	IBB 0 0 0 0	HBP 0 0 0 0	BLK 0 0 0 0	WP 0 0 0 0	HR 1 0 4 1	S 32 3 4 1	P 32 3 4 1	ERA 4.05 0.00 0.00 0.00 0.00	WHIP 1.350 0.000 1.500 0.000 0.000		

Batter	1	2	3	4	5	6	7	8	9	AB	R	H	RBI	BB	SO	LOB	BOTTOM			
Ron LeFlore, R OBP: 0.412, SLG: 0.433 (1, 7)										5	1	2	1	0	1	0	Philadelphia Phillies @ Montreal Expos Olympic Stadium, Montreal, QB Sun Apr 20 1980, 3:33 AM EST Att: 25,722 - Unknown			
Rodney Scott, S OBP: 0.273, SLG: 0.148 David Palmer, R ERA: 8.1 Woodie Fryman, R ERA: 8.1 Jerry White, S ERA: 8.1 Elias Sosa, R ERA: 9.1	(1, 4) (8, 1) (8, 1) (8, PH) (9, 1)	0.1 0.2 0.1 0.1 1.0	WLS 1 0 0 W	BF 30 1 4 3	H 9 1 1 0	R 5 0 0 0	ER 3 0 1 0	SO 1 0 0 0	BB 0 0 0 0	IBB 0 0 0 0	HBP 0 0 0 0	BLK 0 0 0 0	WP 0 0 0 0	HR 1 0 4 1	S 32 3 4 1	P 32 3 4 1		ERA 4.05 0.00 0.00 0.00 0.00	WHIP 1.350 0.000 1.500 0.000 0.000	
Andre Dawson, R OBP: 0.378, SLG: 0.645 (1, 8)										4	2	2	2	1	0	1				
Ellis Valentine, R OBP: 0.306, SLG: 0.529 (1, 9)										5	1	2	2	0	1	2				
Larry Parrish, R OBP: 0.353, SLG: 0.433 (1, 5)										5	1	3	0	0	0	0				
Gary Carter, R OBP: 0.314, SLG: 0.500 (1, 2)										4	0	1	2	0	0	2				
Warren Cromartie, L OBP: 0.500, SLG: 0.871 (1, 3)										4	1	3	0	0	0	0				
Chris Speier, R OBP: 0.286, SLG: 0.316 (1, 6)										2	0	0	0	1	0	1				
Bill Lee, L Stan Bahnsen, R Tony Bernazard, S OBP: 0.333, SLG: 0.333 (7, PH)	(1, 1) (7, 1) (8, 4)	6.1 0.2 1.2	WLS 3 L	BF 29 4 9	H 9 2 3	R 5 0 2	ER 5 0 2	SO 1 0 3	BB 0 0 1	IBB 0 0 0	HBP 0 0 0	BLK 0 0 0	WP 1 0 0	HR 2 4 14	S 34 4 18	P 34 4 18		ERA 7.11 0.00 10.80	WHIP 1.421 3.000 2.400	
Inning Stats	R: 3 E: 0 K: 1 S: 10	H: 5 LOB: 3 BB: 1 P: 14	R: 0 E: 1 K: 0 S: 4	H: 1 LOB: 1 BB: 0 P: 4	R: 0 E: 0 K: 0 S: 4	H: 1 LOB: 1 BB: 0 P: 4	R: 0 E: 0 K: 0 S: 3	H: 0 LOB: 0 BB: 0 P: 3	R: 0 E: 0 K: 0 S: 3	H: 0 LOB: 0 BB: 0 P: 3	R: 2 E: 0 K: 0 S: 7	H: 4 LOB: 2 BB: 0 P: 7	R: 1 E: 0 K: 2 S: 9	H: 2 LOB: 1 BB: 0 P: 9	R: 1 E: 0 K: 1 S: 5	H: 1 LOB: 1 BB: 1 P: 9		1B: 11 2B: 1 3B: 0 HR: 2	SF: 1 SAC: 2 DP: 0 HBP: 0	WP: 1 PB: 0 SB: 1 CS: 0
PITCHER	IP WLS BF H R ER SO BB IBB HBP BLK WP HR S P ERA WHIP																			
Randy Lerch, L ERA: 7.3 Lerrin LaGrow, R ERA: 2.45 Tug McGraw, L ERA: 6.0	(1, 1) (7, 1) (8, 1)	6.1 0.2 1.2	WLS 3 L	BF 29 4 9	H 9 2 3	R 5 0 2	ER 5 0 2	SO 1 0 3	BB 0 0 1	IBB 0 0 0	HBP 0 0 0	BLK 0 0 0	WP 1 0 0	HR 2 4 14	S 34 4 18	P 34 4 18	ERA 7.11 0.00 10.80	WHIP 1.421 3.000 2.400		

AB	37
R	6
H	10
RBI	6
BB	0
SO	2
LOB	13



Batter	1	2	3	4	5	6	7	8	9	AB	R	H	RBI	BB	SO	LOB	TOP					
Omar Moreno, L OBP: 0.283, SLG: 0.286 (1, 8)	G3	2-3						FC1-6		4	1	1	0	1	0	3	Pittsburgh Pirates @ Montreal Expos Olympic Stadium, Montreal, QB Mon Apr 21 1980, 3:33 AM EST Att: 10,327 - Unknown					
Tim Foli, R OBP: 0.378, SLG: 0.415 (1, 6)	HBP 1B		L5			FC5		4-3		5	1	2	0	0	0	3						
Dave Parker, L OBP: 0.386, SLG: 0.619 (1, 9)	G6-4-3 HBP		P5			P6				4	1	2	2	0	0	2						
Bill Robinson, R OBP: 0.370, SLG: 0.583 (1, 3)	G6-4-3 1-2		F7							4	1	0	0	1	2	4						
Bill Madlock, R OBP: 0.302, SLG: 0.310 (1, 5)		5-3								5	1	1	0	0	0	2						
Lee Lacy, R OBP: 0.667, SLG: 0.833 (1, 7)	E3 1B SF7									5	2	3	2	0	0	0						
Phil Garner, R OBP: 0.341, SLG: 0.324 (1, 4)	SF7 1-3 1B		5-3							4	0	1	1	0	0	3						
Steve Nicosia, R (1, 2)	SF7 IBB									2	0	0	1	1	1	0						
John Candelaria, L OBP: 0.500, SLG: 0.600 (1, 1)	SF7 1-2 2-3 3-H									3	0	2	1	0	0	0						
Inning Stats	R: 0 E: 0 K: 0 S: 3	H: 1 LOB: 1 BB: 0 P: 4	R: 1 E: 1 K: 0 S: 5	H: 1 LOB: 2 BB: 1 P: 9	R: 0 E: 0 K: 0 S: 3	H: 0 LOB: 0 BB: 0 P: 3	R: 0 E: 0 K: 0 S: 3	H: 0 LOB: 0 BB: 0 P: 3	R: 0 E: 0 K: 0 S: 5	H: 2 LOB: 2 BB: 0 P: 5	R: 3 E: 0 K: 0 S: 5	H: 2 LOB: 0 BB: 1 P: 9	R: 3 E: 0 K: 1 S: 8	H: 3 LOB: 1 BB: 1 P: 12	R: 0 E: 0 K: 1 S: 6	H: 1 LOB: 2 BB: 0 P: 6	R: 0 E: 0 K: 1 S: 7	H: 2 LOB: 2 BB: 0 P: 7	1B: 10 2B: 1 3B: 1 HR: 0	SF: 3 SAC: 0 DP: 1 HBP: 1	WP: 0 PB: 0 SB: 0 CS: 0	PA: 43
PITCHER	IP	WLS	BF	H	R	ER	SO	BB	IBB	HBP	BLK	WP	HR	S	P	ERA	WHIP					
Ross Grimsley, L ERA: 4.5 (1, 1)	6.0	L	27	6	4	3	0	1	1	1	0	0	0	24	33	4.50	1.167					
Fred Norman, L ERA: 7.27 (7, 1)	2.0		11	4	3	3	2	1	0	0	0	0	0	14	18	13.50	2.500					
Dale Murray, R ERA: 6.14 (9, 1)	1.0		5	2	0	0	1	0	0	0	0	0	0	7	7	0.00	2.000					

Batter	1	2	3	4	5	6	7	8	9	AB	R	H	RBI	BB	SO	LOB	BOTTOM					
Ron LeFlore, R OBP: 0.395, SLG: 0.412 (1, 7)	E5 6-3 5-3		K					E3 1B		4	0	1	0	0	1	1	Pittsburgh Pirates @ Montreal Expos Olympic Stadium, Montreal, QB Mon Apr 21 1980, 3:33 AM EST Att: 10,327 - Unknown					
Rodney Scott, S OBP: 0.270, SLG: 0.161 (1, 4)	5-3 1-2		4-3					F9		4	0	1	0	0	0	3						
Andre Dawson, R OBP: 0.366, SLG: 0.600 (1, 8)	6-3									4	0	1	0	0	0	3						
Rowland Office, L OBP: 0.600, SLG: 1.000 (6, PR) (9, 8)	2-3							FC5-4 1B		0	0	0	0	0	0	0						
Ellis Valentine, R OBP: 0.275, SLG: 0.474 (1, 9)	K							FC5-4		4	0	0	0	0	1	5						
Larry Parrish, R OBP: 0.342, SLG: 0.394 (1, 5)		K								3	1	0	0	1	1	0						
Gary Carter, R OBP: 0.308, SLG: 0.472 (1, 2)	F9									4	0	1	0	0	1	0						
Warren Cromartie, L OBP: 0.472, SLG: 0.829 (1, 3)	K									4	0	1	0	0	1	2						
Chris Speier, R OBP: 0.280, SLG: 0.364 (1, 6)										3	0	1	1	0	0	1						
Ross Grimsley, L (1, 1)										1	0	0	0	0	1	1						
Bill Almon, R (6, PR)										1	0	0	0	0	1	0						
Fred Norman, S (7, 1)										0	0	0	0	0	0	0						
Jerry White, S (8, PR)										1	0	0	0	0	0	0						
Dale Murray, R (9, 1)										0	0	0	0	0	0	0						
John Tamargo, S (9, PR)										1	0	0	0	0	0	1						
Inning Stats	R: 0 E: 1 K: 1 S: 6	H: 0 LOB: 1 BB: 0 P: 6	R: 0 E: 0 K: 2 S: 7	H: 0 LOB: 0 BB: 0 P: 7	R: 0 E: 0 K: 2 S: 8	H: 1 LOB: 1 BB: 0 P: 8	R: 0 E: 0 K: 0 S: 3	H: 0 LOB: 0 BB: 0 P: 3	R: 0 E: 0 K: 0 S: 3	H: 0 LOB: 0 BB: 0 P: 3	R: 0 E: 0 K: 1 S: 7	H: 2 LOB: 2 BB: 0 P: 7	R: 0 E: 0 K: 1 S: 6	H: 1 LOB: 1 BB: 0 P: 6	R: 0 E: 1 K: 0 S: 5	H: 1 LOB: 2 BB: 0 P: 5	R: 1 E: 0 K: 0 S: 4	H: 1 LOB: 1 BB: 1 P: 8	1B: 4 2B: 2 3B: 0 HR: 0	SF: 1 SAC: 0 DP: 0 HBP: 0	WP: 0 PB: 0 SB: 0 CS: 0	PA: 36
PITCHER	IP	WLS	BF	H	R	ER	SO	BB	IBB	HBP	BLK	WP	HR	S	P	ERA	WHIP					
John Candelaria, L ERA: 5.29 (1, 1)	9.0	W	36	6	1	1	7	1	0	0	0	0	0	49	53	1.00	0.778					



Batter	1	2	3	4	5	6	7	8	9	AB	R	H	RBI	BB	SO	LOB	TOP			
Omar Moreno, L (1, 8) OBP: 0.255, SLG: 0.294	1-3		G3			3-1			F8	4	0	0	0	0	0	1				
Tim Foli, R (1, 6) OBP: 0.358, SLG: 0.388	6-3			6-3		F7			K	4	0	0	0	0	1	0				
Dave Parker, L (1, 9) OBP: 0.365, SLG: 0.620	K			G3		F7			HR	4	1	1	1	0	1	0				
Mike Easter, L (1, 7) OBP: 0.385, SLG: 1.083		K		2B E	1B	6-3			F9	4	1	1	0	0	1	0				
Bill Madlock, R (1, 5) OBP: 0.300, SLG: 0.327	F8			E7 E	2B					3	0	2	0	0	0	0				
Bill Robinson, R (1, 3) OBP: 0.333, SLG: 0.519	K			F2		P3				3	0	0	0	0	1	2				
Ed Ott, L (1, 2) OBP: 0.410, SLG: 0.424						K			F8	3	0	1	0	0	1	0				
Phil Garner, R (1, 4) OBP: 0.313, SLG: 0.293				F8		P4			F9	3	0	0	0	0	0	1				
Bert Blyleven, R (1, 1) OBP: 0.143, SLG: 0.143 John Milner, L (8, PH) OBP: 0.222, SLG: 0.156 Enrique Romo, R (8, 1) OBP: 1.000, SLG: 1.000			K			1-3			K	2	0	0	0	0	1	1				
										1	0	0	0	0	1	0				
										0	0	0	0	0	0	0				
Inning Stats	R: 0 E: 0 K: 1 S: 5	H: 0 LOB: 0 BB: 0 P: 5	R: 0 E: 0 K: 2 S: 7	H: 0 LOB: 0 BB: 0 P: 7	R: 0 E: 0 K: 1 S: 6	H: 1 LOB: 1 BB: 0 P: 6	R: 1 E: 2 K: 0 S: 5	H: 2 LOB: 1 BB: 0 P: 5	R: 0 E: 0 K: 1 S: 3	H: 0 LOB: 0 BB: 0 P: 3	R: 0 E: 0 K: 0 S: 3	H: 1 LOB: 0 BB: 0 P: 3	R: 0 E: 0 K: 1 S: 5	H: 0 LOB: 0 BB: 0 P: 5	R: 1 E: 0 K: 1 S: 6	H: 1 LOB: 0 BB: 0 P: 6	1B: 3 2B: 1 3B: 0 HR: 1	SF: 0 SAC: 0 DP: 0 HBP: 0	WP: 0 PB: 0 SB: 0 CS: 1	PA: 31
PITCHER Steve Rogers, R (1, 1) ERA: 4.68	IP: 9.0 WLS: W BF: 31 H: 5 R: 2 ER: 1 SO: 7 BB: 0 IBB: 0 HBP: 0 BLK: 0 WP: 0 HR: 1 S: 45 P: 45 ERA: 1.00 WHIP: 0.556															PITCHER IP: WLS: BF: H: R: ER: SO: BB: IBB: HBP: BLK: WP: HR: S: P: ERA: WHIP:				

Pittsburgh Pirates @ Montreal Expos
Olympic Stadium, Montreal, QB
Wed Apr 23 1980, 3:33 AM EST
Att: 8,161 - Unknown

AB 31
R 2
H 5
RBI 1
BB 0
SO 7
LOB 5



Batter	1	2	3	4	5	6	7	8	9	AB	R	H	RBI	BB	SO	LOB	BOTTOM			
Ron LeFlore, R (1, 7) OBP: 0.378, SLG: 0.375 Jerry White, S (7, 7)	K		F9			1-3		FC9-6		3	0	0	0	0	1	1				
Tony Bemazzard, S (1, 4) OBP: 0.286, SLG: 0.714	K			HR		K		4-3		4	1	1	1	0	2	1				
Rowland Office, L (1, 8) OBP: 0.500, SLG: 0.750	G3			6-3	3B	4-3				3	1	1	0	0	0	0				
Ellis Valentine, R (1, 9) OBP: 0.255, SLG: 0.422		6-3		6-3		K				3	0	0	1	0	1	0				
Larry Parrish, R (1, 5) OBP: 0.356, SLG: 0.500		F7		1-3		HR				3	1	1	1	0	0	0				
Gary Carter, R (1, 2) OBP: 0.304, SLG: 0.442		5-3		P4		1B	1B			3	0	1	0	0	0	0				
Warren Cromartie, L (1, 3) OBP: 0.442, SLG: 0.735			F7		K		CS	1B		3	0	1	0	0	1	0				
Chris Speier, R (1, 6) OBP: 0.258, SLG: 0.296			F8		K		CS	F8		3	0	0	0	0	1	0				
Steve Rogers, R (1, 1) OBP: 0.500, SLG: 0.333					K			FC9-6 BB		2	0	1	0	1	1	0				
Inning Stats	R: 0 E: 0 K: 2 S: 7	H: 0 LOB: 0 BB: 0 P: 7	R: 0 E: 0 K: 0 S: 3	H: 0 LOB: 0 BB: 0 P: 3	R: 0 E: 0 K: 0 S: 4	H: 1 LOB: 1 BB: 0 P: 4	R: 2 E: 0 K: 0 S: 5	H: 2 LOB: 0 BB: 0 P: 5	R: 0 E: 0 K: 3 S: 9	H: 0 LOB: 0 BB: 0 P: 9	R: 0 E: 0 K: 1 S: 5	H: 0 LOB: 0 BB: 0 P: 5	R: 1 E: 0 K: 1 S: 6	H: 3 LOB: 0 BB: 0 P: 6	R: 0 E: 0 K: 0 S: 3	H: 0 LOB: 1 BB: 1 P: 7	1B: 3 2B: 0 3B: 1 HR: 2	SF: 0 SAC: 0 DP: 0 HBP: 0	WP: 0 PB: 0 SB: 0 CS: 1	PA: 30
PITCHER Bert Blyleven, R (1, 1) ERA: 2.42 Enrique Romo, R (8, 1) ERA: 1.95	IP: 7.0 WLS: L BF: 25 H: 6 R: 3 ER: 3 SO: 7 BB: 0 IBB: 0 HBP: 0 BLK: 0 WP: 0 HR: 2 S: 39 P: 39 ERA: 3.86 WHIP: 0.857															PITCHER IP: WLS: BF: H: R: ER: SO: BB: IBB: HBP: BLK: WP: HR: S: P: ERA: WHIP:				

Pittsburgh Pirates @ Montreal Expos
Olympic Stadium, Montreal, QB
Wed Apr 23 1980, 3:33 AM EST
Att: 8,161 - Unknown

AB 28
R 3
H 6
RBI 3
BB 1
SO 7
LOB 3



Batter	1	2	3	4	5	6	7	8	9	10	11	AB	R	H	RBI	BB	SO	LOB	TOP							
Ron LeFlore, R OBP: 0.367, SLG: 0.364 Jerry White, S OBP: 0.143, SLG: 0.286	(1, 7) 0-3 K		(1, 0) 5-3		(1, 0) 4-3			(1, 0) E3 4-3 1B		(1, 0) G3 2B		4	0	1	0	0	1	0								
Tony Bernazard, S OBP: 0.260, SLG: 0.455	(1, 4) 4-0 1B HR		(1, 0) 4-3		(1, 0) 4-1			(1, 0) 4-3		(1, 0) G3 2-3		4	1	0	0	1	0	2								
Andre Dawson, R OBP: 0.340, SLG: 0.537	(1, 8) 0-0 1-2 HR 1B		(1, 0) 6-3			(1, 0) P4		(1, 0) 5-3		(1, 0) K		5	1	1	0	0	1	2								
Elis Valentine, R OBP: 0.269, SLG: 0.420	(1, 9) 0-0 F5			(1, 0) HR 1B		(1, 0) F8			(1, 0) HR 1B		(1, 0) F7	5	2	2	0	0	0	2								
Larry Parrish, R OBP: 0.380, SLG: 0.711	(1, 5) 0-0 1-1 2-2 HR			(1, 0) HR 1B		(1, 0) 5-3			(1, 0) HR 1B		(1, 0) 4-3	5	3	3	7	0	0	0								
Gary Carter, R OBP: 0.275, SLG: 0.396	(1, 2) 0-0 5-3			(1, 0) HR 1B		(1, 0) 6-3		(1, 0) K		(1, 0) P6		(1, 0) 6-3	5	0	0	0	0	1								
Warren Cromartie, L OBP: 0.404, SLG: 0.674		(1, 3) 0-0 3-1		(1, 0) F7		(1, 0) 5-3			(1, 0) 1-3			4	0	0	0	0	0	0								
Chris Speier, R OBP: 0.229, SLG: 0.258	(1, 6) 0-0 P3		(1, 0) F8		(1, 0) 6-3			(1, 0) 5-3				4	0	0	0	0	0	0								
Bill Lee, L OBP: 0.143, SLG: 0.143 David Palmer, R Woodie Fryman, R Elias Sosa, R Tom Hutton, L Stan Bahnsen, R Fred Norman, S	(1, 1) 0-0 1B				(1, 0) K			(1, 0) 6-3		(1, 0) 4-3		2	0	1	0	0	0	1								
Inning Stats	R: 3 E: 0 K: 1 S: 7	H: 2 LOB: 0 BB: 1 P: 11	R: 0 E: 0 K: 0 S: 3	H: 1 LOB: 1 BB: 0 P: 3	R: 0 E: 0 K: 0 S: 3	H: 0 LOB: 0 BB: 0 P: 3	R: 2 E: 0 K: 0 S: 5	H: 2 LOB: 0 BB: 0 P: 5	R: 0 E: 0 K: 1 S: 5	H: 0 LOB: 0 BB: 0 P: 5	R: 0 E: 1 K: 0 S: 4	H: 1 LOB: 1 BB: 0 P: 4	R: 2 E: 0 K: 0 S: 5	H: 2 LOB: 0 BB: 0 P: 5	R: 0 E: 0 K: 1 S: 6	H: 1 LOB: 1 BB: 0 P: 6	R: 0 E: 0 K: 0 S: 3	H: 0 LOB: 0 BB: 0 P: 3	1B: 5 2B: 1 3B: 0 HR: 3	SF: 0 SAC: 0 DP: 0 HBP: 0	WP: 0 PB: 0 SB: 0 CS: 0	PA: 42				
PITCHER	Tommy Boggs, R ERA: 4.12	IP: 4.0 WLS: 6 BF: 17	H: 5 R: 5 ER: 5 SO: 1	BB: 1 IBB: 0 HBP: 0 BLK: 0	WP: 0 HR: 2 S: 18 P: 22	ERA: 11.25 WHIP: 1.500	PITCHER																			
Preston Hanna, R ERA: 3.0	(5, 1) 2.0 6 0 0 0 1	0 0 0 0 1	0 0 0 0 0	0 0 0 0 0	0 0 8 8	0.00 0.000																				
Rick Camp, R ERA: 2.19	(7, 1) 2.0 7 1 0 0 1	0 0 0 0 0	0 0 0 0 0	0 0 0 0 0	0 0 9 9	0.00 0.500																				
Gene Garber, R ERA: 7.94	(9, 1) 2.0 9 3 2 2 1	0 0 0 0 0	0 0 0 0 0	0 0 0 0 0	0 0 1 11 11	9.00 1.500																				
Larry Bradford, L ERA: 0.9	(11, 1) 1.0 W 3 0 0 0 0	0 0 0 0 0	0 0 0 0 0	0 0 0 0 0	0 0 3 3	0.00 0.000																				

Montreal Expos @ Atlanta Braves
Atlanta-Fulton County Stadium, Atlanta, GA
Fri Apr 25 1980, 6:05 PM EST
At: 6:929 - Unknown

AB 41
R 7
H 9
RBI 7
BB 1
SO 4
LOB 6



Batter	1	2	3	4	5	6	7	8	9	10	11	AB	R	H	RBI	BB	SO	LOB	BOTTOM							
Jerry Royster, R OBP: 0.306, SLG: 0.283	(1, 4) 0-0 G6-4-3 1B		(1, 0) 6-3	(1, 0) FC4-6 1-2			(1, 0) 1-3	(1, 0) E BB			(1, 0) SH1-4 2B BB	4	1	1	1	2	0	1								
Larvell Blanks, R OBP: 0.179, SLG: 0.259	(1, 5) 0-0 G6-4-3 1-2		(1, 0) BB 1B		(1, 0) 5-3		(1, 0) 6-3	(1, 0) E1 1-2 2-3 3-H			(1, 0) SH1-4 1-2	5	0	1	0	0	0	3								
Dale Murphy, R OBP: 0.327, SLG: 0.375	(1, 9) 0-3 K		(1, 0) BB 1B		(1, 0) P3		(1, 0) K	(1, 0) K			(1, 0) 2B BB	4	0	0	0	2	3	3								
Chris Chambliss, L OBP: 0.333, SLG: 0.500		(1, 3) 0-0 4-3	(1, 0) P6		(1, 0) F2			(1, 0) E 1B 1B		(1, 0) F8		(1, 0) 1-3 2-H 2B	6	1	2	1	0	2								
Jeff Burroughs, R OBP: 0.450, SLG: 0.526 Eddie Miller, S OBP: 0.158, SLG: 0.158	(1, 7) 0-0 1B 1B		(1, 0) E 1B 1B	(1, 0) 2B 1B 1B		(1, 0) SH1-4 BB BB		(1, 0) 1B E BB 1B		(1, 0) P5		3	3	3	0	1	0	0								
Brian Asstetina, L OBP: 0.333, SLG: 0.389	(1, 8) 0-0 E4 1B 1-3		(1, 0) E 1B 2B		(1, 0) SH1-4 BB BB		(1, 0) 6-3 SH1-4 BB		(1, 0) E1 BB 1B E		(1, 0) F8	4	2	1	0	1	0	3								
Bruce Benedict, R Joe Nathan, L Charlie Spikes, R Gene Garber, R Chico Ruiz, R Larry Bradford, R	(1, 2) 0-0 F9		(1, 0) FC4-6 1B		(1, 0) SH1-4		(1, 0) K				(1, 0) 4-3	2	0	1	1	0	0	2								
Luis Gomez, R OBP: 0.333, SLG: 0.294	(1, 6) 0-0 1-3 3-H 1B		(1, 0) F3		(1, 0) 6-3		(1, 0) 6-3	(1, 0) E BB 1B		(1, 0) 5-3		5	0	2	3	0	0	3								
Tommy Boggs, R Gary Matthews, R Preston Hanna, R Mike Lum, L Rick Camp, R Bill Nahorodny, R	(1, 1) 0-0 K		(1, 0) SF7		(1, 0) 4-3		(1, 0) 4-3	(1, 0) P6		(1, 0) F8		1	0	0	0	0	1	0								
Inning Stats	R: 0 E: 0 K: 1 S: 5	H: 1 LOB: 0 BB: 0 P: 5	R: 1 E: 1 K: 0 S: 5	H: 2 LOB: 2 BB: 0 P: 5	R: 0 E: 0 K: 1 S: 6	H: 1 LOB: 1 BB: 1 P: 10	R: 2 E: 0 K: 0 S: 6	H: 3 LOB: 1 BB: 0 P: 6	R: 0 E: 0 K: 0 S: 3	H: 0 LOB: 1 BB: 2 P: 11	R: 0 E: 0 K: 1 S: 5	H: 0 LOB: 0 BB: 0 P: 5	R: 3 E: 2 K: 2 S: 12	H: 3 LOB: 3 BB: 1 P: 16	R: 0 E: 0 K: 0 S: 3	H: 0 LOB: 0 BB: 0 P: 3	R: 0 E: 0 K: 0 S: 3	H: 0 LOB: 0 BB: 0 P: 3	R: 1 E: 0 K: 0 S: 2	H: 1 LOB: 2 BB: 2 P: 10	1B: 9 2B: 2 3B: 0 HR: 0	SF: 1 SAC: 2 DP: 1 HBP: 0	WP: 0 PB: 0 SB: 0 CS: 0	PA: 49		
PITCHER	Bill Lee, L ERA: 5.23	IP: 5.0 WLS: 2 BF: 22	H: 7 R: 4 ER: 2 SO: 2	BB: 1 IBB: 0 HBP: 0 BLK: 0	WP: 0 HR: 0 S: 25 P: 29	ERA: 3.60 WHIP: 1.600	PITCHER																			
David Palmer, R ERA: 3.0	(6, 1) 2.0 11 2 4 2 1	2 0 0 0 0	2 0 0 0 0	0 0 0 0 0	0 0 11 19	9.00 2.000																				
Woodie Fryman, L ERA: 3.0	(8, 1) 0.2 5 1 0 0 1	1 0 0 0 1	1 0 0 0 0	0 0 0 0 0	0 0 6 10	0.00 3.000																				
Elias Sosa, R ERA: 0.81	(8, 1) 1.1 L 6 0 1 1 0	2 0 0 0 0	0 0 0 0 0	0 0 0 0 0	0 0 4 12	6.75 1.500																				

Montreal Expos @ Atlanta Braves
Atlanta-Fulton County Stadium, Atlanta, GA
Fri Apr 25 1980, 6:05 PM EST
At: 6:929 - Unknown

AB 40
R 8
H 11
RBI 7
BB 6
SO 5
LOB 24



Batter	1	2	3	4	5	6	7	8	9	AB	R	H	RBI	BB	SO	LOB	TOP				
Ron LeFlore, R (1, 7) OBP: 0.370, SLG: 0.354 Jerry White, S (9, 7) OBP: 0.143, SLG: 0.286	4-0 G3 SF8 BB		0-0 2B 1B		0-3 K		0-3 K		0-3 K	4	2	1	0	1	3	3					
Tony Bemazard, S (1, 4) OBP: 0.235, SLG: 0.375	0-0 G3		0-0 F7		0-0 BB 1B		0-0 F8		0-0 G4-3	5	0	1	0	0	0	5					
Andre Dawson, R (1, 8) OBP: 0.353, SLG: 0.524	0-0 SF8		4-0 2B BB		4-0 1-2 BB				0-0 F8	1	1	0	1	2	0	0					
Ellis Valentine, R (1, 9) OBP: 0.268, SLG: 0.426	0-0 F9		0-0 2B		0-0 F7				0-0 6-3	4	0	1	2	0	0	2					
Larry Parrish, R (1, 5) OBP: 0.370, SLG: 0.673			0-0 F7		0-0 5-3				0-0 K	4	0	1	0	0	1	3					
Gary Carter, R (1, 2) OBP: 0.255, SLG: 0.365					0-3 K				0-0 5-3	4	0	0	0	0	2	1					
Warren Cromartie, L (1, 3) OBP: 0.352, SLG: 0.633			0-0 F7		0-0 E3				0-0 5-3	3	0	0	0	1	0	0					
Chris Speier, R (1, 6) OBP: 0.256, SLG: 0.371			0-0 HR		0-3 K				0-0 5-3	4	1	2	1	0	1	1					
Ross Grimsley, L (1, 1) David Palmer, R (6, 1) Woodie Fryman, R (9, 1)			0-0 4-3		0-0 F4				0-0 F7	2	0	0	0	0	0	1					
									0-0 G4-3 BB	1	0	0	0	1	0	0					
									1-2 2-3 BB	0	0	0	0	0	0	0					
Inning Stats	R: 1 E: 0 K: 0 S: 3	H: 0 LOB: 0 BB: 1 P: 7	R: 0 E: 0 K: 1 S: 5	H: 0 LOB: 0 BB: 0 P: 5	R: 3 E: 0 K: 0 S: 6	H: 3 LOB: 1 BB: 1 P: 10	R: 0 E: 1 K: 2 S: 8	H: 0 LOB: 2 BB: 1 P: 8	R: 0 E: 0 K: 0 S: 3	H: 0 LOB: 0 BB: 0 P: 3	R: 0 E: 0 K: 1 S: 5	H: 0 LOB: 0 BB: 0 P: 5	R: 0 E: 0 K: 0 S: 4	H: 1 LOB: 1 BB: 0 P: 4	R: 0 E: 0 K: 1 S: 5	H: 1 LOB: 2 BB: 2 P: 13	1B: 4 2B: 1 3B: 0 HR: 1	SF: 1 SAC: 0 DP: 1 HBP: 0	WP: 0 PB: 0 SB: 2 CS: 0	PA: 38	
PITCHER	IP WLS BF H R ER SO BB IBB HBP BLK WP HR S P ERA WHIP	8.0 L 33 5 4 4 6 3 0 0 0 0 1 42 54 4.50 1.000	1.0 S 5 1 0 0 1 2 0 0 0 0 0 5 13 0.00 3.000																		

Montreal Expos @ Atlanta Braves
Atlanta-Fulton County Stadium, Atlanta, GA
Sat Apr 26 1980, 6:05 PM EST
Att: 13,705 - Unknown

AB 32
R 4
H 6
RBI 4
BB 5
SO 7
LOB 16



Batter	1	2	3	4	5	6	7	8	9	AB	R	H	RBI	BB	SO	LOB	BOTTOM				
Jerry Royster, R (1, 4) OBP: 0.313, SLG: 0.293	0-3 K		0-0 FC3-2 FC4-6		0-0 2B 1B				0-0 E6 CS	5	0	2	0	0	1	2					
Larvell Blanks, R (1, 5) OBP: 0.212, SLG: 0.313	0-0 1B		0-0 FC4-6		0-0 1B				0-0 6-3	5	0	2	0	0	0	4					
Dale Murphy, R (1, 9) OBP: 0.350, SLG: 0.415	0-0 F7		0-0 HR 1B		0-0 F3				0-0 PB 2B	5	1	3	0	0	0	3					
Chris Chambliss, L (1, 3) OBP: 0.355, SLG: 0.561	0-0 FC6-4 1B		0-0 HR		0-0 FC6-4 1B				0-0 F7	5	1	3	2	0	0	2					
Jeff Burroughs, R (1, 7) OBP: 0.417, SLG: 0.478	0-0 FC6-4		0-0 G6-3 1B		0-0 F8				0-0 F8	4	0	1	0	0	0	3					
Brian Asselstine, L (1, 8) OBP: 0.328, SLG: 0.375 Eddie Miller, S (8, PR) OBP: 0.158, SLG: 0.158			0-0 F8		0-0 G6-3				0-0 CS 1B	4	0	1	0	0	0	2					
Bruce Benedict, R (1, 2) OBP: 0.429, SLG: 0.385			0-0 1B 2B 1B		0-0 6-3				0-0 FC6-4 1B	4	1	2	0	0	0	1					
Luis Gomez, R (1, 6) OBP: 0.333, SLG: 0.297 Mike Lum, L (8, PH) OBP: 0.111, SLG: 0.222 Chico Ruiz, R (9, 5) OBP: 0.200, SLG: 0.400			0-0 2B FC3-2 1B		0-0 5-3				0-0 F9	3	0	1	0	0	0	0					
Phil Niekro, R (1, 1) OBP: 0.250, SLG: 0.375 Gary Matthews, R (8, PH) OBP: 0.190, SLG: 0.179 Preston Hanna, R (9, 1)			0-0 1-3 2-H 2B		0-0 F9				0-3 K	3	0	1	1	0	0	0					
Inning Stats	R: 0 E: 0 K: 1 S: 7	H: 2 LOB: 2 BB: 0 P: 7	R: 1 E: 0 K: 0 S: 6	H: 3 LOB: 2 BB: 0 P: 6	R: 2 E: 0 K: 0 S: 5	H: 3 LOB: 0 BB: 0 P: 5	R: 0 E: 0 K: 0 S: 5	H: 2 LOB: 2 BB: 0 P: 5	R: 0 E: 0 K: 0 S: 4	H: 1 LOB: 1 BB: 0 P: 4	R: 0 E: 0 K: 0 S: 3	H: 1 LOB: 0 BB: 0 P: 3	R: 0 E: 0 K: 1 S: 6	H: 2 LOB: 1 BB: 0 P: 6	R: 0 E: 1 K: 0 S: 4	H: 1 LOB: 1 BB: 0 P: 4	1B: 12 2B: 3 3B: 0 HR: 1	SF: 0 SAC: 0 DP: 2 HBP: 0	WP: 0 PB: 1 SB: 0 CS: 2	PA: 40	
PITCHER	IP WLS BF H R ER SO BB IBB HBP BLK WP HR S P ERA WHIP	5.0 W 25 11 3 3 3 0 0 0 0 0 0 16 16 5.40 2.200	3.2 S 14 5 0 0 1 0 0 0 0 0 0 16 16 0.00 1.364	0.1 S 1 0 0 0 0 0 0 0 0 0 0 1 1 0.00 0.000																	

Montreal Expos @ Atlanta Braves
Atlanta-Fulton County Stadium, Atlanta, GA
Sat Apr 26 1980, 6:05 PM EST
Att: 13,705 - Unknown

AB 40
R 3
H 16
RBI 3
BB 0
SO 2
LOB 19



Batter	1	2	3	4	5	6	7	8	9	AB	R	H	RBI	BB	SO	LOB	TOP					
Ron LeFlore, R OBP: 0.339, SLG: 0.321 (1, 7)	0-0 6-3		0-3 K			0-0 F9		0-0 F7	0-0 F7	5	0	0	0	0	1	3						
Tony Bernazard, S OBP: 0.239, SLG: 0.350 (1, 4)	0-0 4-3			0-0 6-3		0-0 6-3		0-0 1B		4	0	1	0	0	0	0						
Andre Dawson, R OBP: 0.364, SLG: 0.578 Dale Murray, R (8, 1)	4-0 BB			0-0 HR		0-0 F8		0-0 F9		3	1	1	1	1	0	2						
Ellis Valentine, R OBP: 0.267, SLG: 0.466 (1, 9)	0-0 F9			0-0 F3			0-0 F7		0-0 HR	4	1	1	1	0	0	1						
Larry Parrish, R OBP: 0.379, SLG: 0.679 (1, 5)		0-0 F2		0-0 F8			0-0 G1 1B		0-0 E 2B	4	1	2	0	0	0	0						
Gary Carter, R OBP: 0.254, SLG: 0.357 (1, 2)		0-0 F7			0-0 1B		0-0 G1 1-2		0-0 F8	4	0	1	0	0	0	2						
Warren Cromartie, L OBP: 0.352, SLG: 0.654 (1, 3)		0-0 F8			0-0 F7		0-3 K		0-0 E7 E 1B	4	0	1	1	0	1	2						
Chris Speier, R OBP: 0.238, SLG: 0.342 John Tamargo, S (9, PH)			0-0 6-3		0-3 K			0-0 F8	0-0 F9	3	0	0	0	0	1	1						
Scott Sanderson, R OBP: 0.255, SLG: 0.500 Stan Bahnsen, R Ken Macha, R Fred Norman, S Jerry White, S (8, 9)			0-0 F9		0-0 F9			4-0 1B BB	0-0 E5 2-3	0	0	0	0	0	0	0						
Inning Stats	R: 0 E: 0 K: 0 S: 3	H: 0 LOB: 1 BB: 1 P: 7	R: 0 E: 0 K: 0 S: 3	H: 0 LOB: 0 BB: 0 P: 3	R: 0 E: 0 K: 1 S: 5	H: 0 LOB: 0 BB: 0 P: 5	R: 1 E: 0 K: 0 S: 4	H: 1 LOB: 0 BB: 0 P: 4	R: 0 E: 0 K: 1 S: 6	H: 1 LOB: 1 BB: 0 P: 6	R: 0 E: 0 K: 1 S: 6	H: 1 LOB: 1 BB: 0 P: 6	R: 0 E: 0 K: 0 S: 4	H: 1 LOB: 2 BB: 1 P: 8	R: 2 E: 2 K: 0 S: 7	H: 3 LOB: 2 BB: 0 P: 7	1B: 4 2B: 1 3B: 0 HR: 2	SF: 0 SAC: 0 DP: 0 HBP: 0	WP: 0 PB: 0 SB: 0 CS: 0	PA: 37		
PITCHER	IP WLS BF H R ER SO BB IBB HBP BLK WP HR S P ERA WHIP	IP WLS BF H R ER SO BB IBB HBP BLK WP HR S P ERA WHIP	IP WLS BF H R ER SO BB IBB HBP BLK WP HR S P ERA WHIP	IP WLS BF H R ER SO BB IBB HBP BLK WP HR S P ERA WHIP	IP WLS BF H R ER SO BB IBB HBP BLK WP HR S P ERA WHIP	IP WLS BF H R ER SO BB IBB HBP BLK WP HR S P ERA WHIP	IP WLS BF H R ER SO BB IBB HBP BLK WP HR S P ERA WHIP	IP WLS BF H R ER SO BB IBB HBP BLK WP HR S P ERA WHIP	IP WLS BF H R ER SO BB IBB HBP BLK WP HR S P ERA WHIP	IP WLS BF H R ER SO BB IBB HBP BLK WP HR S P ERA WHIP	IP WLS BF H R ER SO BB IBB HBP BLK WP HR S P ERA WHIP	IP WLS BF H R ER SO BB IBB HBP BLK WP HR S P ERA WHIP	IP WLS BF H R ER SO BB IBB HBP BLK WP HR S P ERA WHIP	IP WLS BF H R ER SO BB IBB HBP BLK WP HR S P ERA WHIP	IP WLS BF H R ER SO BB IBB HBP BLK WP HR S P ERA WHIP	IP WLS BF H R ER SO BB IBB HBP BLK WP HR S P ERA WHIP	IP WLS BF H R ER SO BB IBB HBP BLK WP HR S P ERA WHIP	IP WLS BF H R ER SO BB IBB HBP BLK WP HR S P ERA WHIP	IP WLS BF H R ER SO BB IBB HBP BLK WP HR S P ERA WHIP	IP WLS BF H R ER SO BB IBB HBP BLK WP HR S P ERA WHIP	IP WLS BF H R ER SO BB IBB HBP BLK WP HR S P ERA WHIP	IP WLS BF H R ER SO BB IBB HBP BLK WP HR S P ERA WHIP

Montreal Expos @ Atlanta Braves
Atlanta-Fulton County Stadium, Atlanta, GA
Sun Apr 27 1980, 3:33 AM EDT
Att: 12,917 - Unknown

AB 35
R 3
H 7
RBI 3
BB 2
SO 3
LOB 14



Batter	1	2	3	4	5	6	7	8	9	AB	R	H	RBI	BB	SO	LOB	BOTTOM					
Jerry Royster, R OBP: 0.347, SLG: 0.365 (1, 4)	0-0 CS 1B	0-0 1B SH 1B	0-0 1B			0-0 HR 3B		0-0 6-3		5	1	4	0	0	0	0						
Larvell Blanks, R OBP: 0.243, SLG: 0.314 (1, 5)	0-0 E 2B 1B	0-0 SH 1B	0-0 1-3			0-0 6-3		4-0 FC6-4 BB		3	1	1	0	1	0	3						
Dale Murphy, R OBP: 0.354, SLG: 0.466 (1, 9)	0-0 E6 2B 1B	0-0 1B		0-3 K		0-0 HR		0-0 FC6-4		5	2	2	3	0	1	2						
Chris Chambliss, L OBP: 0.348, SLG: 0.557 (1, 3)	0-0 1B SF8 2B	0-0 F8		0-0 F9		0-0 4-3		0-0 FC6-4		4	1	1	1	0	0	3						
Jeff Burroughs, R OBP: 0.429, SLG: 0.519 (1, 7)	0-0 BB 1B	0-0 P5		0-0 2B		0-0 5-3				4	0	2	1	0	0	3						
Brian Asselstine, L OBP: 0.298, SLG: 0.349 (1, 8)	0-0 SF8	0-0 4-3		0-0 P4		0-0 G3				3	0	0	1	0	0	4						
Joe Nolan, L OBP: 0.545, SLG: 0.444 (1, 2)	4-0 BB		0-0 L4-3 1B		0-0 F7		0-3 K			3	0	1	0	1	1	0						
Luis Gomez, R OBP: 0.302, SLG: 0.268 (1, 6)	0-0 P5		0-0 L4-3 1B		0-0 F7		0-0 F7			4	0	0	0	0	0	3						
Larry McWilliams, L OBP: 0.500, SLG: 0.500 Rick Camp, R Al Hrabosky, R (9, 1)		0-0 SH 1B 1B		0-0 1B		0-3 K		0-0 6-3		4	1	2	0	0	1	0						
Inning Stats	R: 3 E: 1 K: 0 S: 7	H: 4 LOB: 2 BB: 1 P: 11	R: 1 E: 1 K: 0 S: 7	H: 3 LOB: 3 BB: 0 P: 7	R: 0 E: 0 K: 1 S: 6	H: 1 LOB: 1 BB: 0 P: 6	R: 0 E: 0 K: 1 S: 5	H: 0 LOB: 0 BB: 0 P: 5	R: 2 E: 0 K: 0 S: 5	H: 2 LOB: 0 BB: 0 P: 5	R: 0 E: 0 K: 1 S: 5	H: 0 LOB: 1 BB: 1 P: 7	R: 0 E: 0 K: 0 S: 3	H: 0 LOB: 1 BB: 1 P: 7	R: 0 E: 0 K: 0 S: 7	H: 0 LOB: 2 BB: 0 P: 7	1B: 9 2B: 3 3B: 1 HR: 1	SF: 1 SAC: 1 DP: 1 HBP: 0	WP: 0 PB: 0 SB: 0 CS: 1	PA: 39		
PITCHER	IP WLS BF H R ER SO BB IBB HBP BLK WP HR S P ERA WHIP	IP WLS BF H R ER SO BB IBB HBP BLK WP HR S P ERA WHIP	IP WLS BF H R ER SO BB IBB HBP BLK WP HR S P ERA WHIP	IP WLS BF H R ER SO BB IBB HBP BLK WP HR S P ERA WHIP	IP WLS BF H R ER SO BB IBB HBP BLK WP HR S P ERA WHIP	IP WLS BF H R ER SO BB IBB HBP BLK WP HR S P ERA WHIP	IP WLS BF H R ER SO BB IBB HBP BLK WP HR S P ERA WHIP	IP WLS BF H R ER SO BB IBB HBP BLK WP HR S P ERA WHIP	IP WLS BF H R ER SO BB IBB HBP BLK WP HR S P ERA WHIP	IP WLS BF H R ER SO BB IBB HBP BLK WP HR S P ERA WHIP	IP WLS BF H R ER SO BB IBB HBP BLK WP HR S P ERA WHIP	IP WLS BF H R ER SO BB IBB HBP BLK WP HR S P ERA WHIP	IP WLS BF H R ER SO BB IBB HBP BLK WP HR S P ERA WHIP	IP WLS BF H R ER SO BB IBB HBP BLK WP HR S P ERA WHIP	IP WLS BF H R ER SO BB IBB HBP BLK WP HR S P ERA WHIP	IP WLS BF H R ER SO BB IBB HBP BLK WP HR S P ERA WHIP	IP WLS BF H R ER SO BB IBB HBP BLK WP HR S P ERA WHIP	IP WLS BF H R ER SO BB IBB HBP BLK WP HR S P ERA WHIP	IP WLS BF H R ER SO BB IBB HBP BLK WP HR S P ERA WHIP	IP WLS BF H R ER SO BB IBB HBP BLK WP HR S P ERA WHIP	IP WLS BF H R ER SO BB IBB HBP BLK WP HR S P ERA WHIP	IP WLS BF H R ER SO BB IBB HBP BLK WP HR S P ERA WHIP

Montreal Expos @ Atlanta Braves
Atlanta-Fulton County Stadium, Atlanta, GA
Sun Apr 27 1980, 3:33 AM EDT
Att: 12,917 - Unknown

AB 35
R 6
H 13
RBI 6
BB 2
SO 3
LOB 18




Batter	1	2	3	4	5	6	7	8	9	10	AB	R	H	RBI	BB	SO	LOB								
Ron LeFlore, R OBP: 0.391, SLG: 0.364 (1, 7)	4-0 1B G4-6-3 BB		0-0 2B		4-0 CS BB		0-0 1B		4-0 S BB		2	1	2	0	3	0	0								
Tony Bernazard, S OBP: 0.308, SLG: 0.375 (1, 4)	0-0 1B G4-6-3		0-0 6-3		0-0 CS	0-0 E6 1B 5-3 1B	4-0 BB	0-0 BB	0-0 L6		4	1	2	0	1	0	3								
Andre Dawson, R OBP: 0.350, SLG: 0.531 (1, 8)	0-0 1B G4-6-3		0-0 P4		0-0 F9	0-0 K	0-3 BB			4-0 E BB	4	0	0	0	1	1	6								
Ellis Valentine, R OBP: 0.262, SLG: 0.444 (1, 9)	0-0 6-3			0-0 4-3		0-0 K	0-3 K			0-0 F9	5	1	1	0	0	1	3								
Larry Parrish, R OBP: 0.349, SLG: 0.621 (1, 5)		0-0 F8		0-3 K		0-0 5-3		0-0 6-3		0-0 4-3	5	0	0	1	0	1	2								
Gary Carter, R OBP: 0.250, SLG: 0.344 (1, 2)		0-0 F3		0-0 5-3		0-0 BB 1B		0-3 K		0-0 3-1	5	0	1	1	0	1	1								
Warren Cromartie, L OBP: 0.390, SLG: 0.643 (1, 3)		0-0 F7			0-0 HR	4-0 BB		0-0 6-3			3	1	1	1	1	0	0								
Chris Speier, R OBP: 0.238, SLG: 0.342 (1, 6)			0-0 F8		0-0 P4	0-0 F8		0-0 F9			0	0	0	0	0	0	0								
Bill Almon, R OBP: 0.250, SLG: 0.400 (1, 6)					0-0 P4	0-0 F8					4	0	0	0	0	0	2								
Steve Rogers, R OBP: 0.417, SLG: 0.222 (1, 1)			4-0 2B BB		0-3 K		0-3 K		0-3 K		3	0	0	0	1	3	0								
Elias Sosa, R (10, 1)											0	0	0	0	0	0	0								
Inning Stats	R: 1 E: 0 K: 0 S: 3	H: 1 LOB: 0 BB: 1 P: 7	R: 0 E: 0 K: 0 S: 3	H: 0 LOB: 0 BB: 0 P: 3	R: 0 E: 0 K: 1 S: 5	H: 1 LOB: 2 BB: 1 P: 8	R: 0 E: 0 K: 1 S: 5	H: 0 LOB: 0 BB: 0 P: 5	R: 1 E: 0 K: 1 S: 5	H: 1 LOB: 0 BB: 1 P: 9	R: 2 E: 1 K: 0 S: 6	H: 3 LOB: 2 BB: 1 P: 10	R: 0 E: 0 K: 1 S: 5	H: 0 LOB: 0 BB: 0 P: 5	R: 0 E: 0 K: 3 S: 10	H: 1 LOB: 1 BB: 1 P: 14	R: 0 E: 0 K: 1 S: 5	H: 0 LOB: 1 BB: 1 P: 9	R: 0 E: 1 K: 0 S: 3	H: 0 LOB: 1 BB: 1 P: 7	1B: 5 2B: 1 3B: 0 HR: 1	SF: 0 SAC: 0 DP: 1 HBP: 0	WP: 0 PB: 0 SB: 2 CS: 1	PA: 43	
PITCHER	IP 5.2	WLS 25	BF 6	H 4	R 4	ER 4	SO 2	BB 4	IBB 0	HBP 0	BLK 0	WP 0	HR 1	S 25	P 41	ERA 6.35	WHIP 1.765								
Bert Blyleven, R ERA: 3.13 (1, 1)	0.1	1	0	0	0	0	0	0	0	0	0	0	0	1	1	0.00	0.000								
Enrique Romo, R ERA: 2.38 (6, 1)	2.0	8	1	0	0	4	1	0	0	0	0	0	0	15	19	0.00	1.000								
Kent Tekulve, R ERA: 1.88 (7, 1)	2.0	W	8	0	0	0	1	2	0	0	0	0	0	8	16	0.00	1.000								
Eddie Solomon, R ERA: 5.79 (9, 1)																									

TOP

Montreal Expos @ Pittsburgh Pirates
Three Rivers Stadium, Pittsburgh, PA
Tue Apr 29 1980, 7:05 PM EDT
Att: 8,498 - Unknown

AB 35
R 4
H 7
RBI 3
BB 7
SO 7
LOB 17




Batter	1	2	3	4	5	6	7	8	9	10	AB	R	H	RBI	BB	SO	LOB								
Omar Moreno, L OBP: 0.286, SLG: 0.297 (1, 8)	0-0 E S HR 1B	0-0 6-3		0-0 F7		0-0 G4-6-3			0-3 K		5	1	1	0	0	1	3								
Tim Foli, R OBP: 0.343, SLG: 0.395 (1, 6)	0-0 E6 HR		0-0 S G3 1B		4-0 FC4-6 1B BB		0-3 K		0-0 6-3		4	2	1	0	1	1	1								
Dave Parker, L OBP: 0.373, SLG: 0.615 (1, 9)	0-0 1H 3H HR		0-0 G3		0-0 FC4-6 1B		0-0 F4		0-0 P6		5	1	2	3	0	0	1								
Wille Stargell, L OBP: 0.405, SLG: 0.433 (1, 3)	0-3 K		0-3 K		0-0 L6		0-0 1B			0-0 2B 1B	5	0	2	0	0	2	3								
Matt Alexander, S (10, PR)			2-3 K		0-0 L6		0-0 1B				0	1	0	0	0	0	0								
Mike Easler, L OBP: 0.435, SLG: 0.864 (1, 7)	0-0 4-3				0-0 FC4-6		0-0 L6			0-3 K	3	0	1	1	0	0	2								
Bill Robinson, R OBP: 0.353, SLG: 0.516 (6, 7)			3H 1B		1-2 2-3 1B						2	0	0	0	0	1	2								
Bill Madlock, R OBP: 0.281, SLG: 0.306 (1, 5)	0-0 E6		0-0 F9		0-0 F8		0-0 5-3			0-0 2B	5	0	1	1	0	0	3								
Ed Ott, L OBP: 0.365, SLG: 0.370 (1, 2)	0-0 G3			0-0 SH2-4 1B		0-0 F8		0-0 P4			4	0	1	0	0	0	1								
Phil Garner, R OBP: 0.367, SLG: 0.340 (1, 4)		0-0 6-3		0-0 F2		0-0 1B		0-0 1B		4-0 BB	3	0	1	0	1	0	1								
Bert Blyleven, R OBP: 0.128, SLG: 0.125 (6, 1)		0-3 K		0-0 SH2-4		0-0 G4-6-3 1B		0-0 4-3			1	0	0	0	0	0	0								
Enrique Romo, R ERA: 2.38 (6, PR)											0	0	0	0	0	0	0								
John Miller, R OBP: 0.100, SLG: 1.000 (6, PR)											0	0	0	0	0	0	0								
Kent Tekulve, R (7, 1)											0	0	0	0	0	0	0								
Lee Lacy, R OBP: 0.346, SLG: 0.769 (6, PR)											0	0	0	0	0	0	1								
Eddie Solomon, R (9, 1)											0	0	0	0	0	0	0								
Inning Stats	R: 3 E: 2 K: 1 S: 9	H: 2 LOB: 1 BB: 0 P: 9	R: 0 E: 0 K: 1 S: 5	H: 0 LOB: 0 BB: 0 P: 5	R: 1 E: 0 K: 1 S: 7	H: 2 LOB: 1 BB: 0 P: 7	R: 0 E: 0 K: 0 S: 4	H: 1 LOB: 1 BB: 0 P: 4	R: 0 E: 0 K: 0 S: 4	H: 1 LOB: 2 BB: 0 P: 8	R: 0 E: 0 K: 0 S: 4	H: 1 LOB: 1 BB: 0 P: 4	R: 0 E: 0 K: 1 S: 6	H: 1 LOB: 1 BB: 0 P: 6	R: 0 E: 0 K: 0 S: 3	H: 0 LOB: 1 BB: 1 P: 7	R: 0 E: 0 K: 1 S: 5	H: 0 LOB: 0 BB: 0 P: 5	R: 1 E: 0 K: 1 S: 5	H: 2 LOB: 2 BB: 0 P: 5	1B: 9 2B: 1 3B: 0 HR: 1	SF: 0 SAC: 1 DP: 1 HBP: 0	WP: 0 PB: 0 SB: 2 CS: 0	PA: 42	
PITCHER	IP 9.0	WLS 39	BF 9	H 4	R 4	ER 3	SO 5	BB 2	IBB 0	HBP 0	BLK 0	WP 0	HR 1	S 47	P 55	ERA 3.00	WHIP 1.222								
Steve Rogers, R ERA: 4.24 (1, 1)	0.1	L	3	2	1	1	1	0	0	0	0	0	0	5	5	27.00	6.000								
Elias Sosa, R ERA: 1.5 (10, 1)																									

BOTTOM

Montreal Expos @ Pittsburgh Pirates
Three Rivers Stadium, Pittsburgh, PA
Tue Apr 29 1980, 7:05 PM EDT
Att: 8,498 - Unknown

AB 39
R 5
H 11
RBI 5
BB 2
SO 6
LOB 18



Batter	1	2	3	4	5	6	7	8	9	AB	R	H	RBI	BB	SO	LOB	TOP					
Ron LeFlore, R OBP: 0.368, SLG: 0.339 (1, 7)										4	0	0	0	0	1	2						
Tony Bernazard, S OBP: 0.333, SLG: 0.393 (1, 4)										4	0	2	0	0	1	0						
Andre Dawson, R OBP: 0.328, SLG: 0.491 (1, 8)										4	0	0	0	0	0	3						
Ellis Valentine, R OBP: 0.258, SLG: 0.438 Rowland Office, L OBP: 0.467, SLG: 0.600 (4, PH) (4, 9)										1	0	0	0	0	0	0						
Larry Parrish, R OBP: 0.343, SLG: 0.597 (1, 5)										4	0	1	0	0	0	1						
Gary Carter, R OBP: 0.250, SLG: 0.354 (1, 2)										4	0	1	0	0	1	1						
Warren Cromartie, L OBP: 0.381, SLG: 0.633 (1, 3)										4	0	1	0	0	0	2						
Bill Almon, R OBP: 0.250, SLG: 0.333 (1, 6)										3	0	0	0	1	0	2						
Bill Lee, L Tom Platt, L Dale Murray, R Rodney Scott, S Fred Norman, S Jerry White, S Stan Bahnsen, R (1, 1) (3, PH) (3, 1) (6, PH) (6, 1) (7, PH) (7, 1)										0	0	0	0	0	0	0						
Inning Stats	R: 0 E: 0 K: 1 S: 5	H: 0 LOB: 0 BB: 0 P: 5	R: 0 E: 0 K: 1 S: 5	H: 0 LOB: 0 BB: 0 P: 5	R: 0 E: 0 K: 1 S: 6	H: 1 LOB: 1 BB: 0 P: 6	R: 0 E: 0 K: 0 S: 3	H: 0 LOB: 1 BB: 1 P: 7	R: 0 E: 0 K: 0 S: 3	H: 0 LOB: 0 BB: 0 P: 3	R: 0 E: 0 K: 0 S: 5	H: 2 LOB: 2 BB: 0 P: 5	R: 0 E: 0 K: 0 S: 4	H: 1 LOB: 2 BB: 1 P: 8	R: 0 E: 0 K: 0 S: 4	H: 1 LOB: 1 BB: 0 P: 4	R: 0 E: 1 K: 0 S: 4	H: 1 LOB: 1 BB: 0 P: 4	1B: 4 2B: 2 3B: 0 HR: 0	SF: 0 SAC: 0 DP: 0 HBP: 0	WP: 0 PB: 0 CS: 0	PA: 35
PITCHER Jim Bibby, R ERA: 3.58 (1, 1)	IP: 9.0 WLS: W BF: 35 H: 6 R: 0 ER: 0 SO: 3 BB: 2 IBB: 0 HBP: 0 BLK: 0 WP: 0 HR: 0 S: 39 P: 47 ERA: 0.00 WHIP: 0.889															PITCHER						

Montreal Expos @ Pittsburgh Pirates
Three Rivers Stadium, Pittsburgh, PA
Wed Apr 30 1980, 7:05 PM EDT
Att: 8,545 - Unknown

AB	33
R	0
H	6
RBI	0
BB	2
SO	3
LOB	17



Batter	1	2	3	4	5	6	7	8	9	AB	R	H	RBI	BB	SO	LOB	BOTTOM			
Omar Moreno, L OBP: 0.297, SLG: 0.338 (1, 8)										4	1	2	0	0	0	0				
Tim Foli, R OBP: 0.338, SLG: 0.344 (1, 6)										2	0	0	1	1	0	0				
Dave Parker, L OBP: 0.352, SLG: 0.580 (1, 9)										4	0	0	0	0	0	1				
Bill Robinson, R OBP: 0.368, SLG: 0.600 (1, 3)										4	1	2	1	0	0	1				
Bill Madlock, R OBP: 0.279, SLG: 0.292 (1, 5)										3	0	0	0	1	1	1				
Lee Lacy, R OBP: 0.588, SLG: 0.750 (1, 7)										3	1	1	0	1	0	1				
Phil Garner, R OBP: 0.375, SLG: 0.463 (1, 4)										4	2	2	3	0	0	1				
Steve Nicosia, R OBP: 0.167, SLG: 0.100 (1, 2)										3	0	1	0	0	0	0				
Jim Bibby, R OBP: 0.231, SLG: 0.250 (1, 1)										3	0	0	0	0	1	1				
Inning Stats	R: 1 E: 0 K: 1 S: 7	H: 2 LOB: 1 BB: 0 P: 7	R: 2 E: 0 K: 1 S: 7	H: 2 LOB: 0 BB: 0 P: 7	R: 1 E: 0 K: 0 S: 4	H: 1 LOB: 1 BB: 1 P: 8	R: 0 E: 0 K: 0 S: 3	H: 0 LOB: 0 BB: 0 P: 3	R: 0 E: 0 K: 0 S: 5	H: 1 LOB: 1 BB: 1 P: 7	R: 1 E: 0 K: 0 S: 3	H: 2 LOB: 1 BB: 0 P: 5	R: 0 E: 0 K: 0 S: 3	H: 0 LOB: 0 BB: 0 P: 3	R: 0 E: 0 K: 0 S: 3	H: 0 LOB: 1 BB: 1 P: 7	1B: 3 2B: 1 3B: 1 HR: 3	SF: 1 SAC: 0 DP: 0 HBP: 0	WP: 0 PB: 0 CS: 1	PA: 34
PITCHER Bill Lee, L ERA: 5.96 Dale Murray, R ERA: 4.75 Fred Norman, L ERA: 7.11 Stan Bahnsen, R ERA: 0.59 (1, 1) (3, 1) (6, 1) (7, 1)	IP: 2.0 WLS: L BF: 10 H: 4 R: 3 ER: 3 SO: 2 BB: 0 IBB: 0 HBP: 0 BLK: 0 WP: 0 HR: 1 S: 14 P: 14 ERA: 13.50 WHIP: 2.000															PITCHER				

Montreal Expos @ Pittsburgh Pirates
Three Rivers Stadium, Pittsburgh, PA
Wed Apr 30 1980, 7:05 PM EDT
Att: 8,545 - Unknown

AB	30
R	5
H	8
RBI	5
BB	3
SO	2
LOB	6



Batter	1	2	3	4	5	6	7	8	9	10	AB	R	H	RBI	BB	SO	LOB	TOP	
Ron LeFlore, R OBP: 0.370, SLG: 0.344 (1, 7)	F8		1B		FC6-4 1-2f			P2		1B 1-2 2-3	5	0	2	0	0	0	1		
Tony Bernazard, S OBP: 0.314, SLG: 0.344 (1, 4)	K		F8			FC6-4 BB		P4		G3	4	0	0	0	1	1	4		
Andre Dawson, R OBP: 0.324, SLG: 0.474 (1, 8)	1B			F7		FC6-4 FC6-4 1-2f			5-3		4	0	1	0	0	0	1		
Larry Parrish, R OBP: 0.324, SLG: 0.561 (1, 5)	F9			L1		FC6-4 1-2f			F7		4	0	0	0	0	0	2		
Gary Carter, R OBP: 0.236, SLG: 0.333 (1, 2)		F9		F7		K			4-3		4	0	0	0	0	1	1		
Warren Cromartie, L OBP: 0.356, SLG: 0.594 (1, 3)		K			G3			F8		4-3	4	0	0	0	0	1	0		
Jerry White, S OBP: 0.429, SLG: 0.500 (1, 9)			CS BB		6-3 1B 2B			G6-4-3 1B		1B 1B 1B	3	1	3	0	1	0	0		
Bill Almon, R OBP: 0.250, SLG: 0.318 (1, 6)			CS 1-2	F9		6-3 2-3		G6-4-3 1-2f		1B 1B	4	0	1	0	0	0	2		
David Palmer, R OBP: 0.268, SLG: 0.250 (8, 1) Fred Norman, S OBP: 0.270, SLG: 0.187 (8, PH) Rodney Scott, S OBP: 0.230, SLG: 0.187 (8, 1) Elias Sosa, R OBP: 0.303, SLG: 0.200 (10, PH) Ken Macha, R OBP: 0.303, SLG: 0.200 Woodie Fryman, R (10, 1)			K		FC6-4 3-H 1B			F9		F8	2	0	1	1	0	1	0		
Inning Stats	R: 0 E: 0 K: 1 S: 6	H: 1 LOB: 1 BB: 0 P: 6	R: 0 E: 0 K: 1 S: 4	H: 0 LOB: 0 BB: 1 P: 8	R: 0 E: 0 K: 1 S: 6	H: 1 LOB: 1 BB: 0 P: 6	R: 0 E: 0 K: 0 S: 3	H: 0 LOB: 0 BB: 0 P: 3	R: 1 E: 0 K: 1 S: 5	H: 2 LOB: 1 BB: 0 P: 5	R: 0 E: 0 K: 0 S: 3	H: 1 LOB: 0 BB: 0 P: 3	R: 0 E: 0 K: 0 S: 3	H: 0 LOB: 0 BB: 0 P: 3	R: 0 E: 0 K: 0 S: 6	H: 3 LOB: 3 BB: 0 P: 6	1B: 7 2B: 1 3B: 0 HR: 0	SF: 0 SAC: 0 DP: 1 HBP: 0	WP: 0 PA: 39 PB: 0 SB: 0 CS: 1
PITCHER	IP WLS BF H R ER SO ERA WHIP	IP WLS BF H R ER SO ERA WHIP	IP WLS BF H R ER SO ERA WHIP	IP WLS BF H R ER SO ERA WHIP	IP WLS BF H R ER SO ERA WHIP	IP WLS BF H R ER SO ERA WHIP	IP WLS BF H R ER SO ERA WHIP	IP WLS BF H R ER SO ERA WHIP	IP WLS BF H R ER SO ERA WHIP	IP WLS BF H R ER SO ERA WHIP	IP WLS BF H R ER SO ERA WHIP	IP WLS BF H R ER SO ERA WHIP	IP WLS BF H R ER SO ERA WHIP	IP WLS BF H R ER SO ERA WHIP	IP WLS BF H R ER SO ERA WHIP	IP WLS BF H R ER SO ERA WHIP	IP WLS BF H R ER SO ERA WHIP	IP WLS BF H R ER SO ERA WHIP	
John Candelaria, L ERA: 3.34 (1, 1)	9.0	0.2	4	2	0	0	0	0	0	0	0	0	0	0	0	0	0	0	0
Grant Jackson, L ERA: 2.25 (10, 1)	0.2	0.1	W	2	1	0	0	0	0	0	0	0	0	0	0	0	0	0	0
Kent Tekulve, R ERA: 1.8 (10, 1)	0.1	0.1	W	2	1	0	0	0	0	0	0	0	0	0	0	0	0	0	0

Montreal Expos @ Pittsburgh Pirates
Three Rivers Stadium, Pittsburgh, PA
Thu May 01 1980, 3:33 AM EDT
Att: 8,426 - Unknown

AB	36
R	1
H	8
RBI	1
BB	2
SO	4
LOB	13

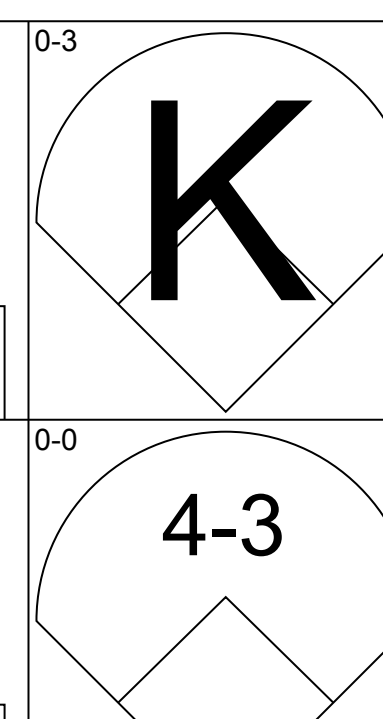
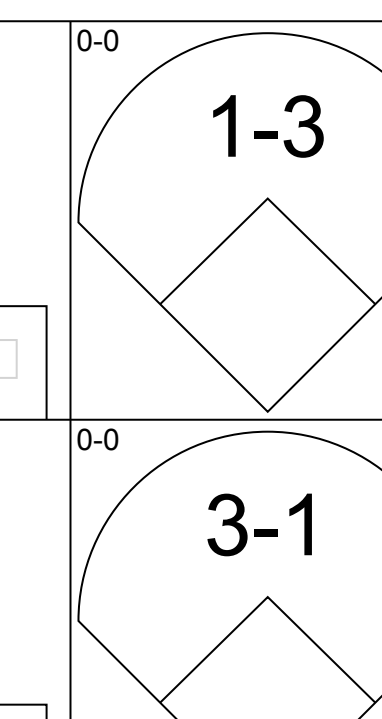
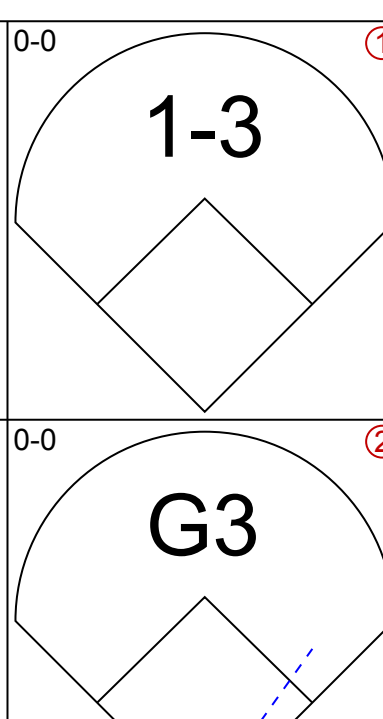
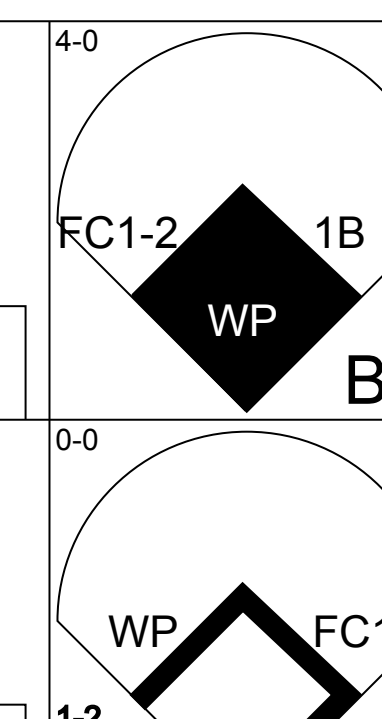
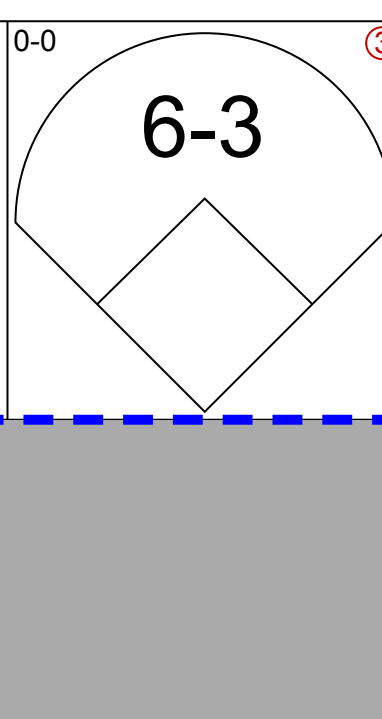
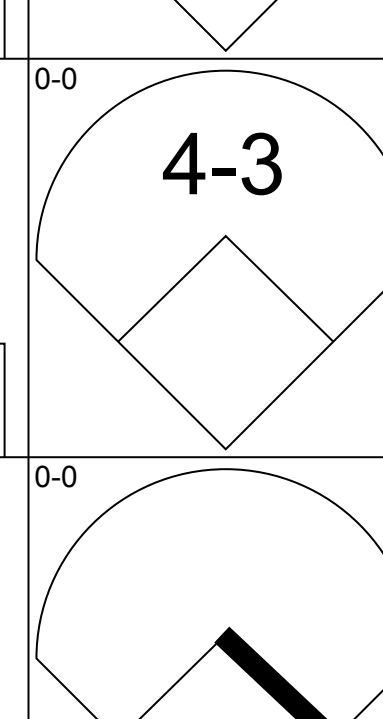
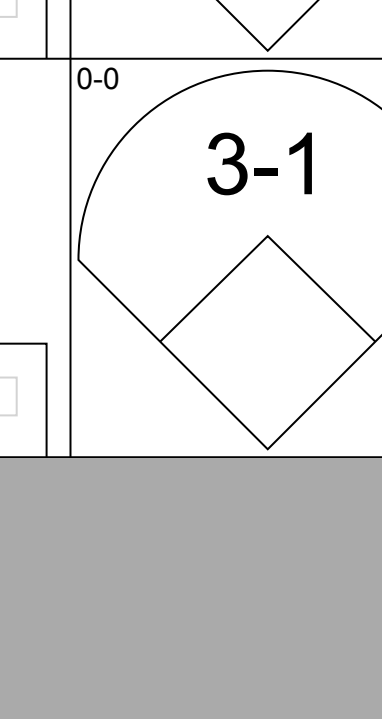
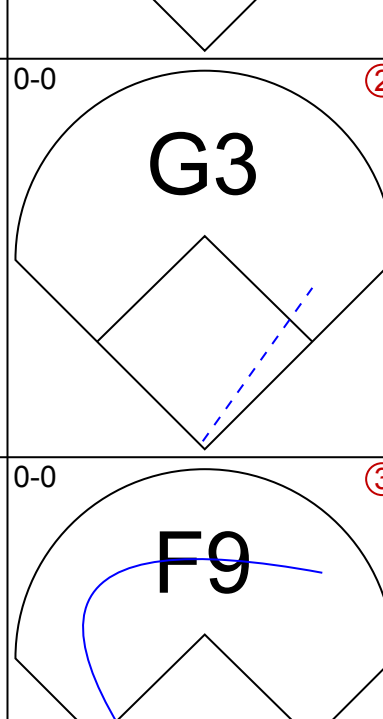
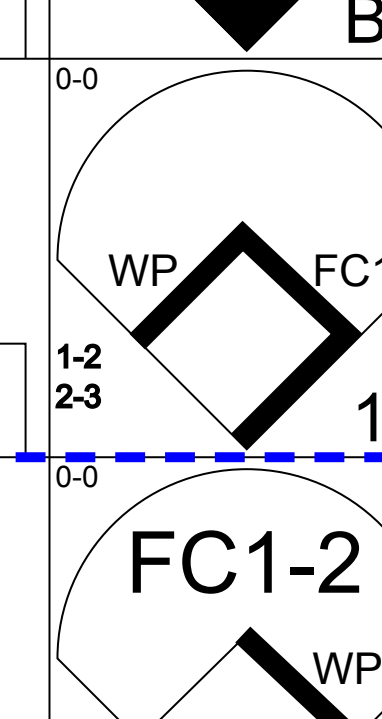
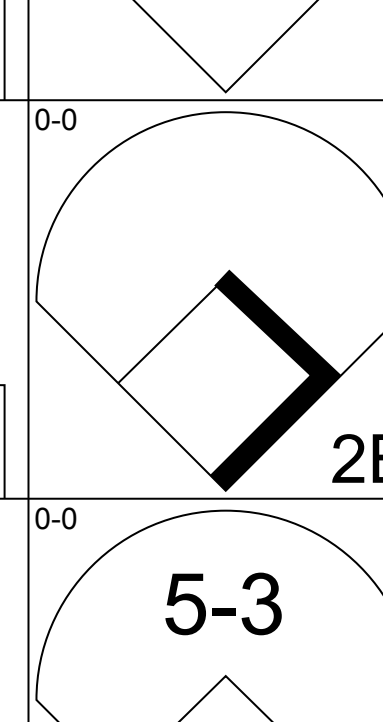
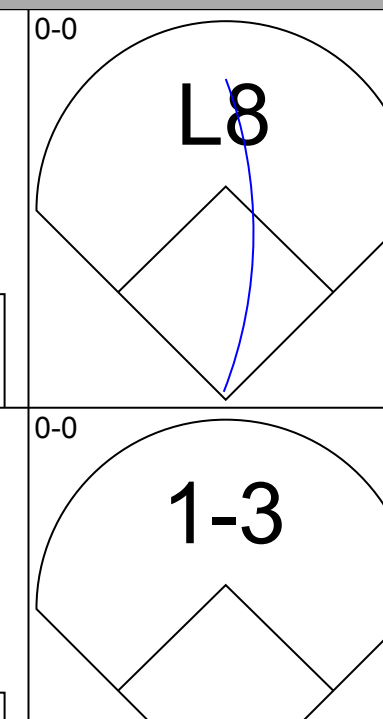
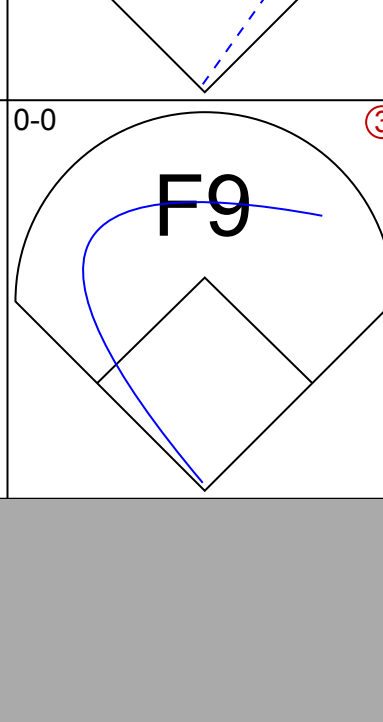
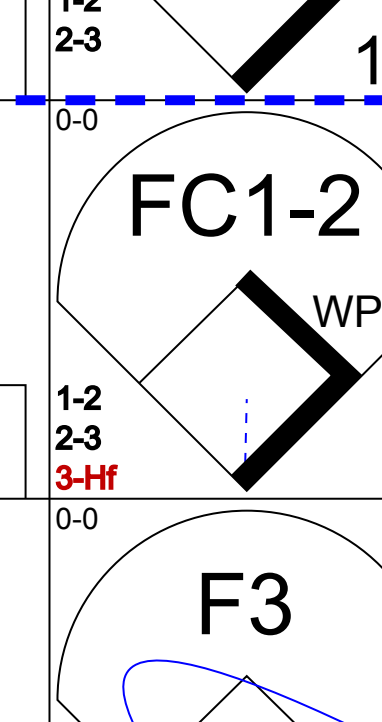
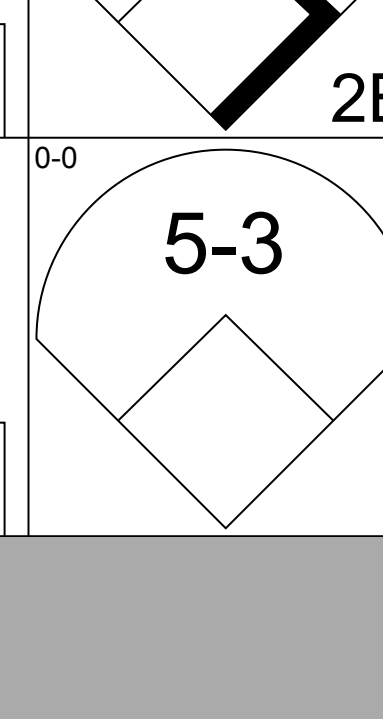
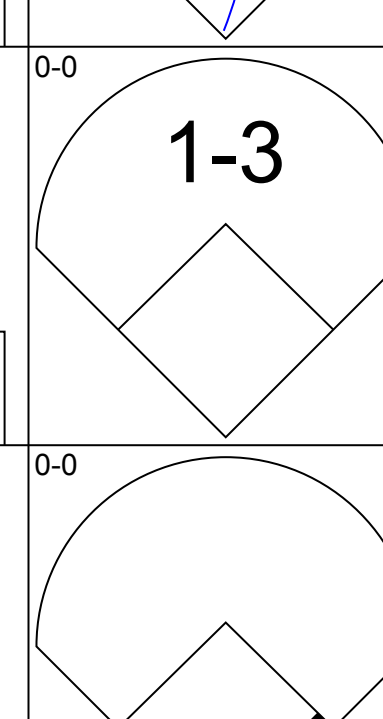
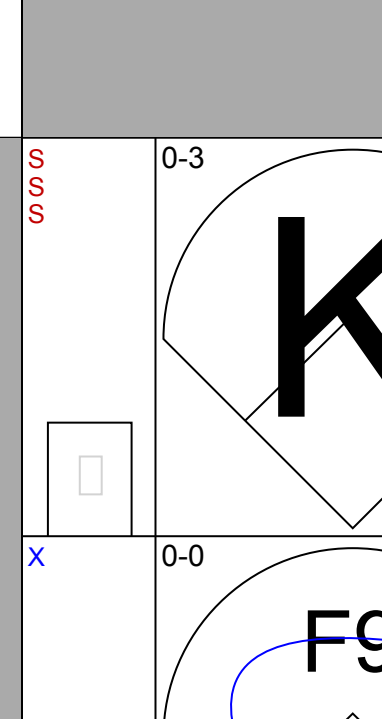
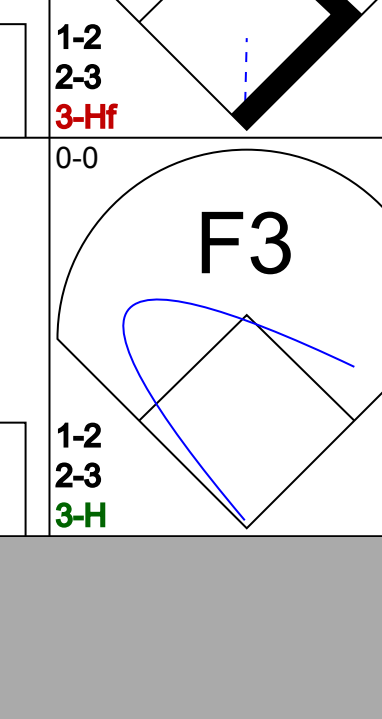
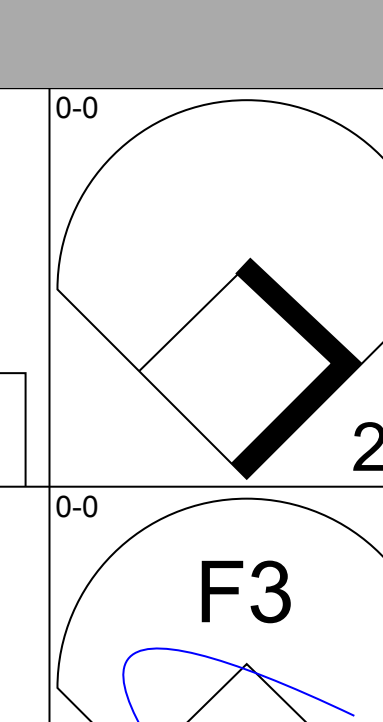
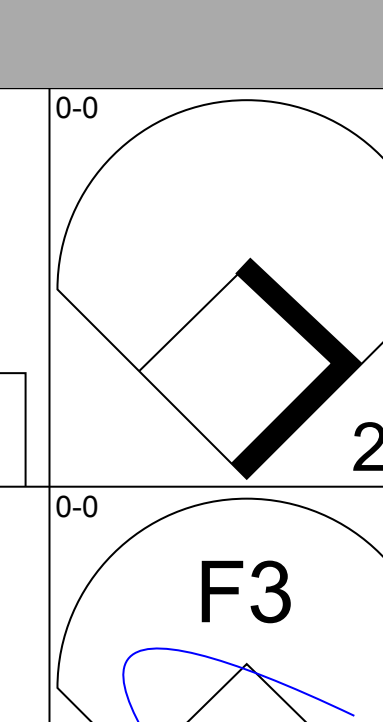
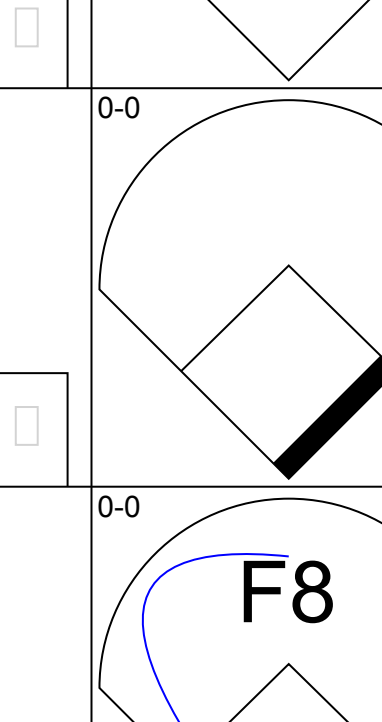

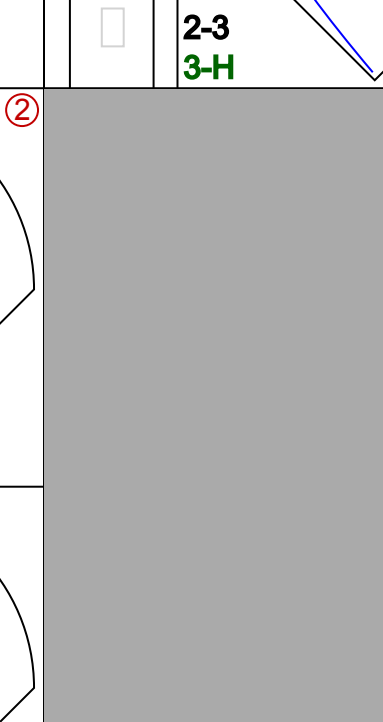
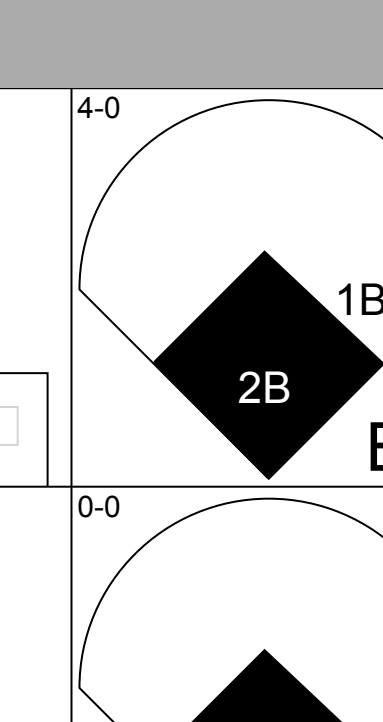
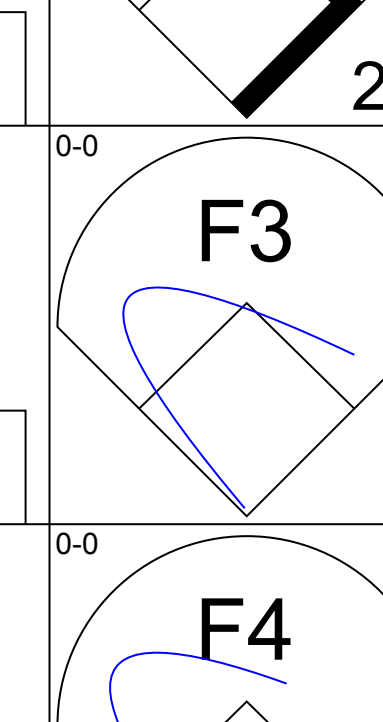
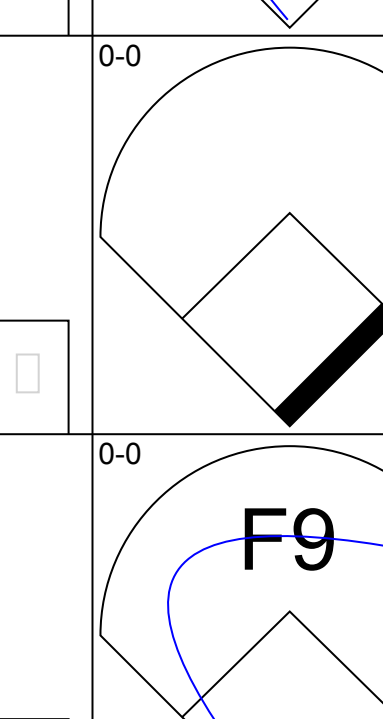
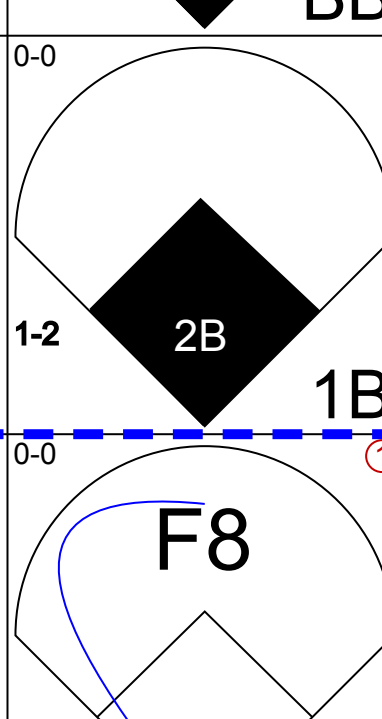


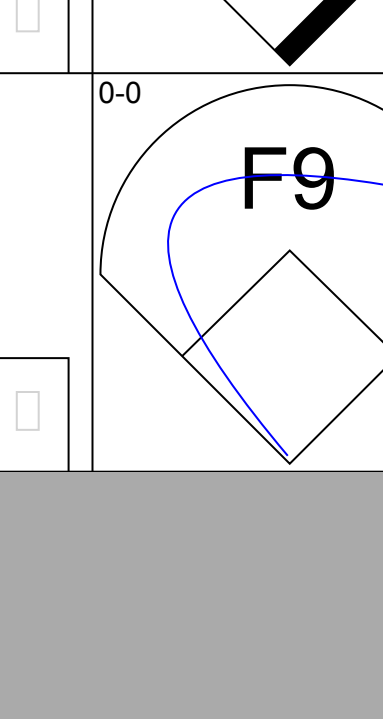
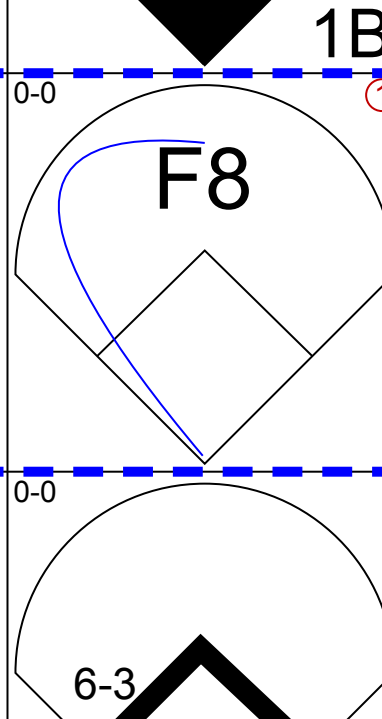
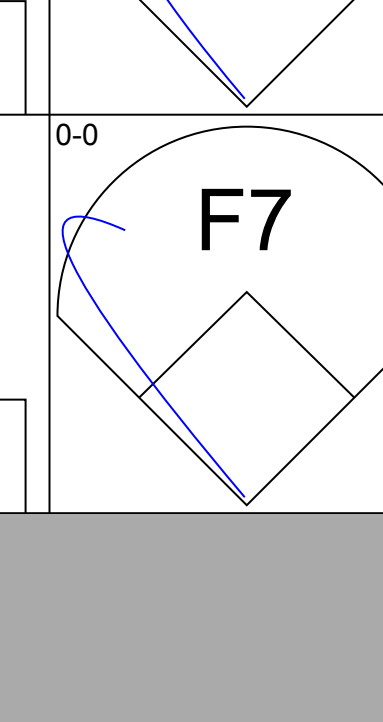

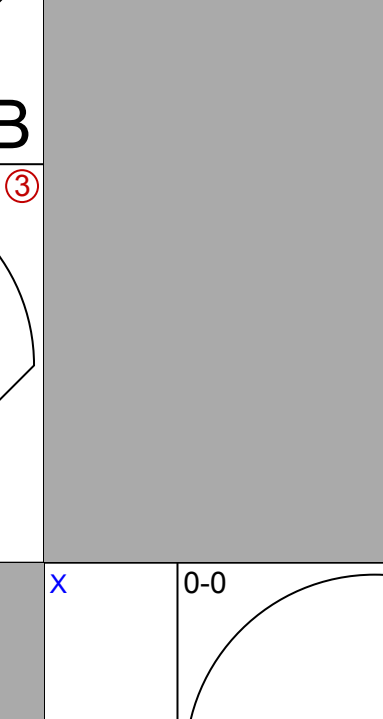
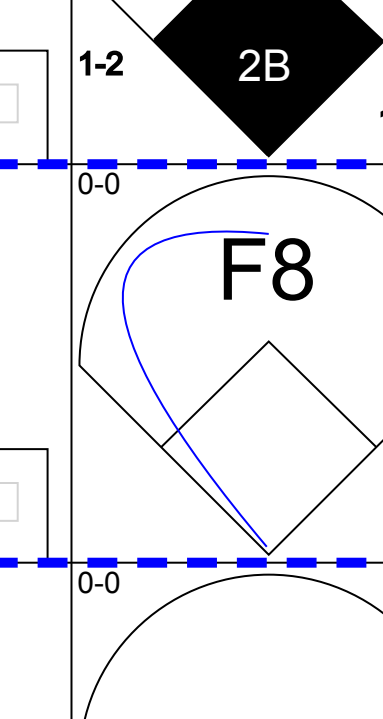
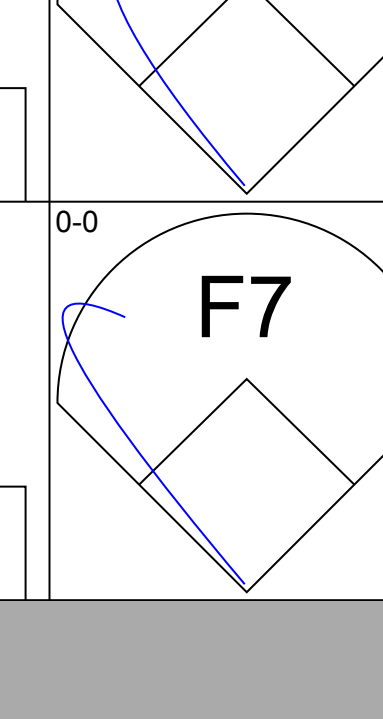
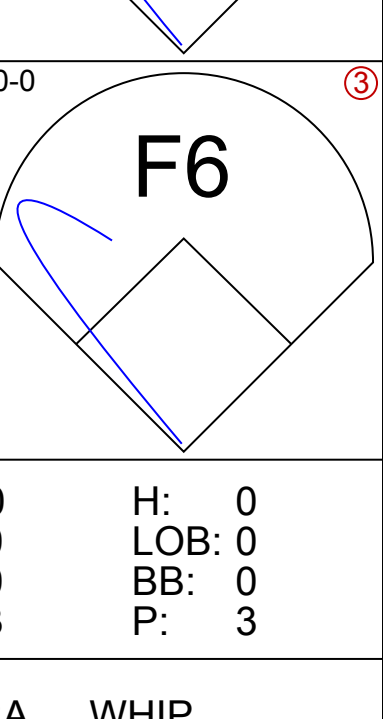
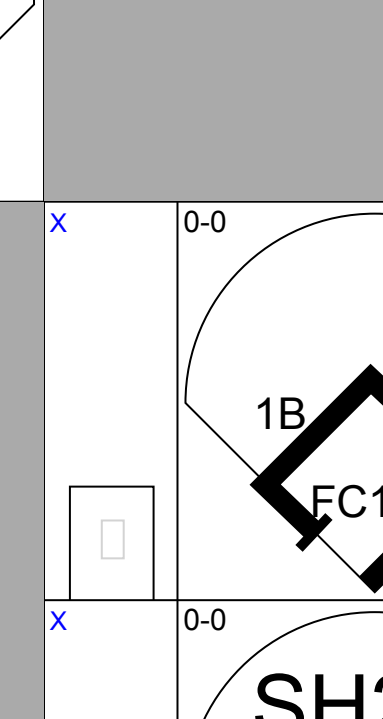
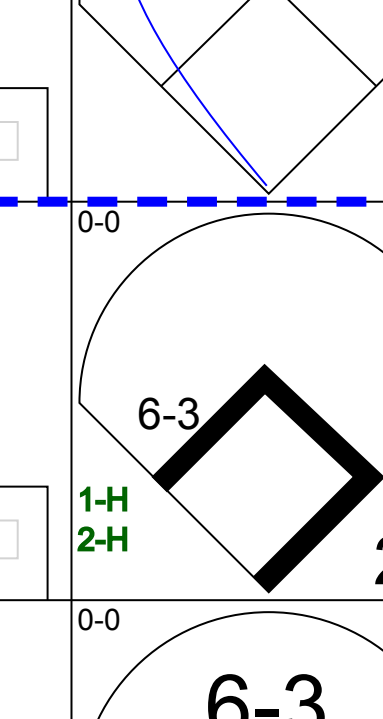
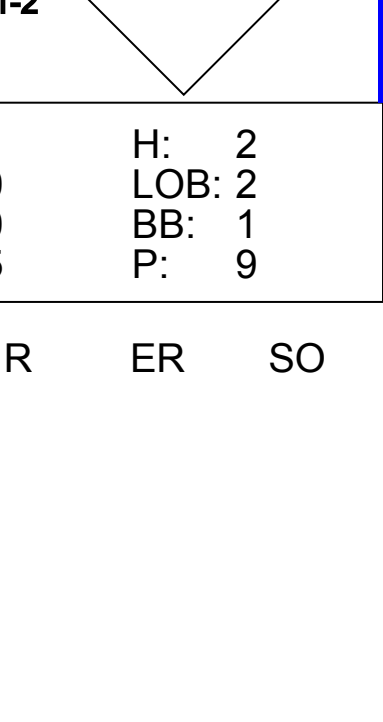
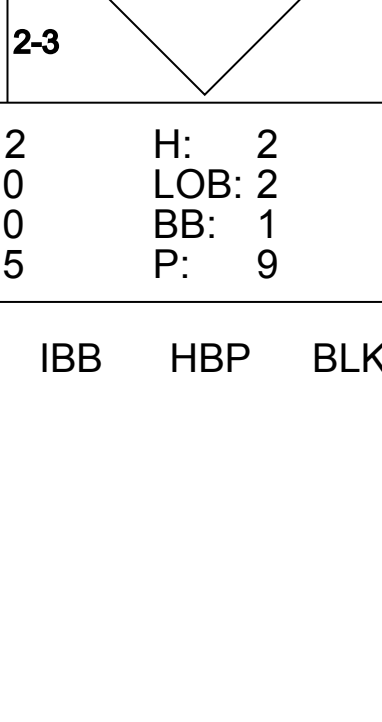
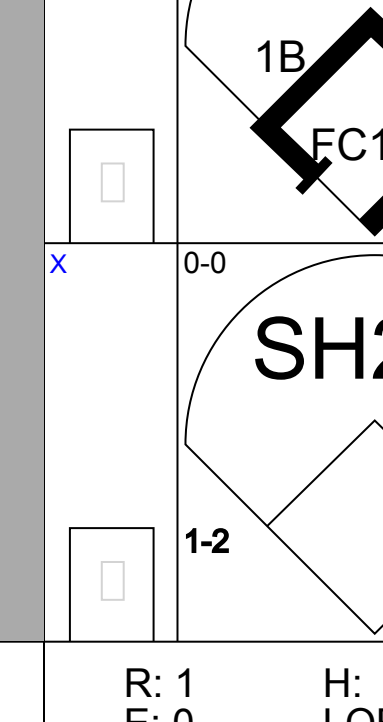
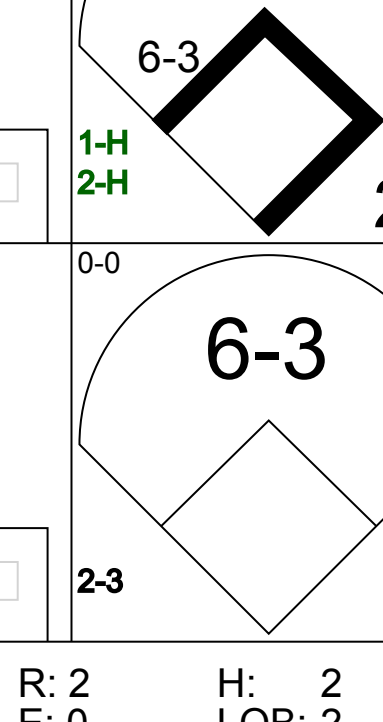
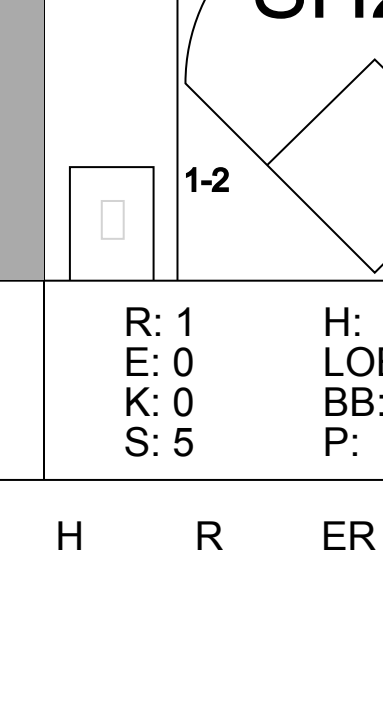
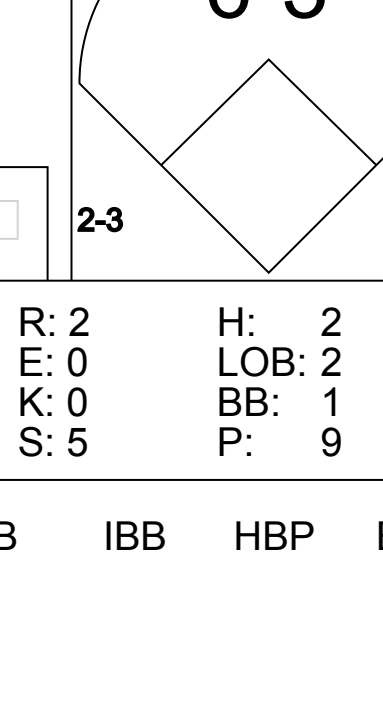


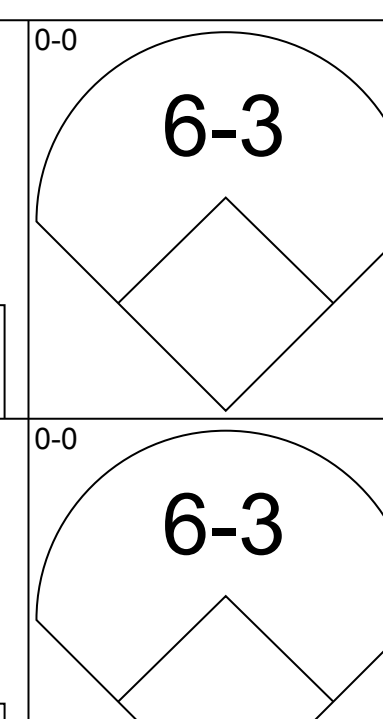
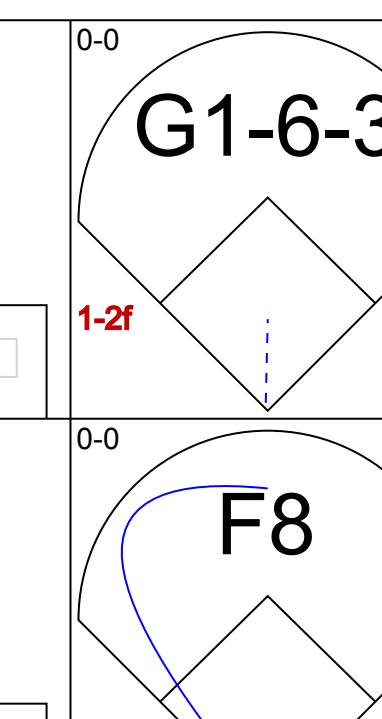
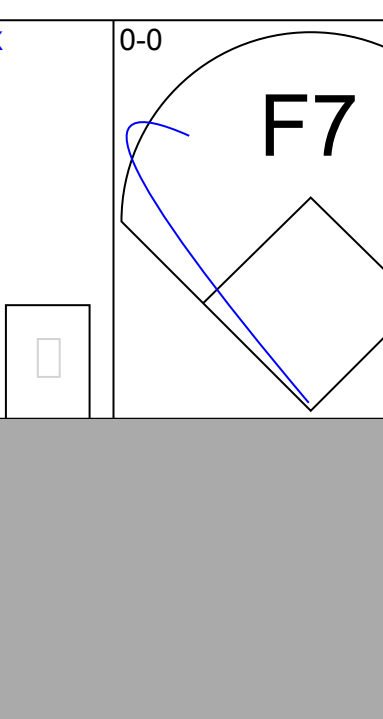
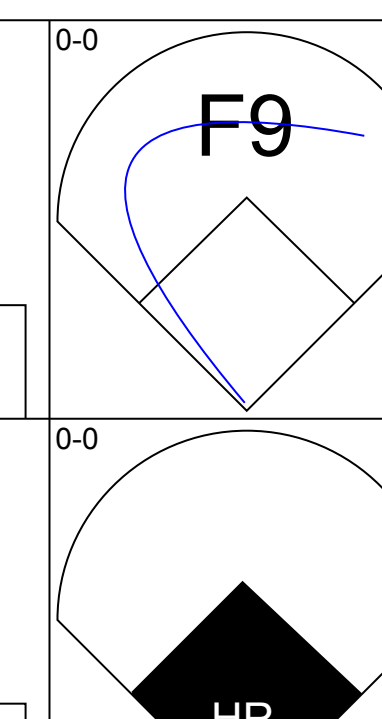
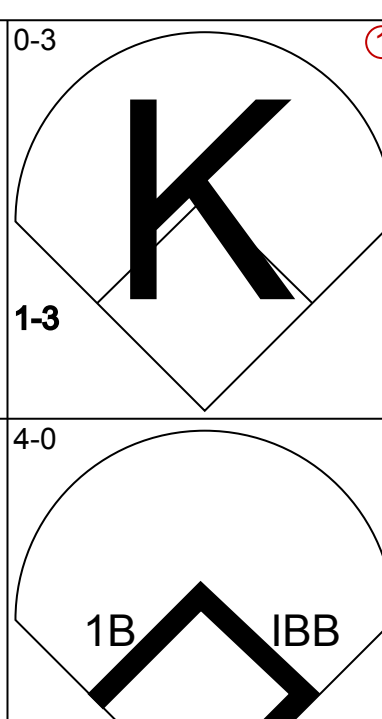
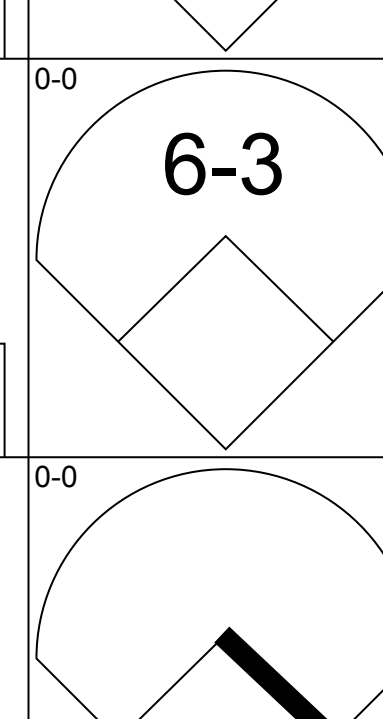
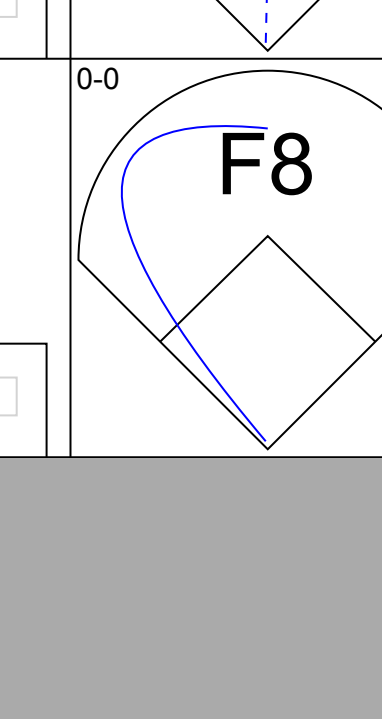
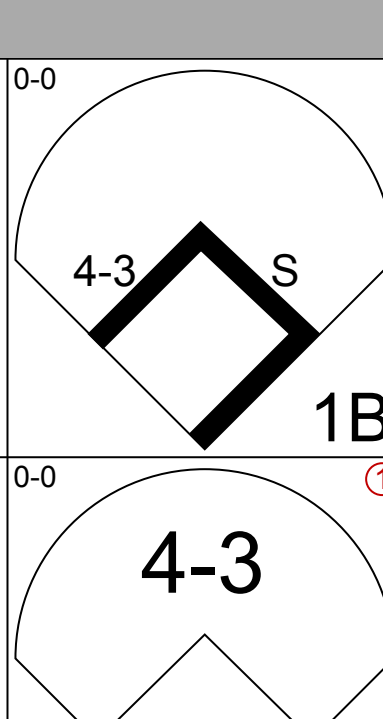
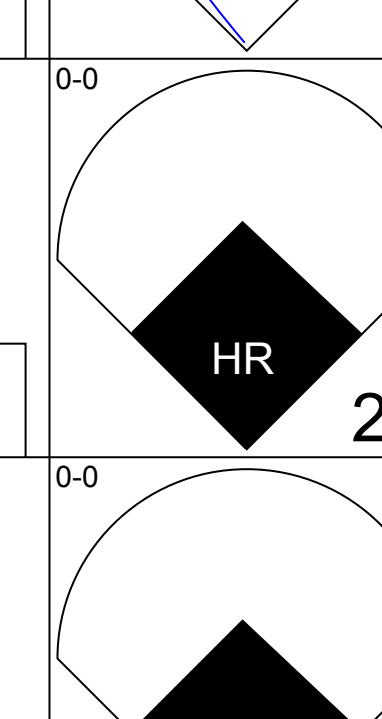
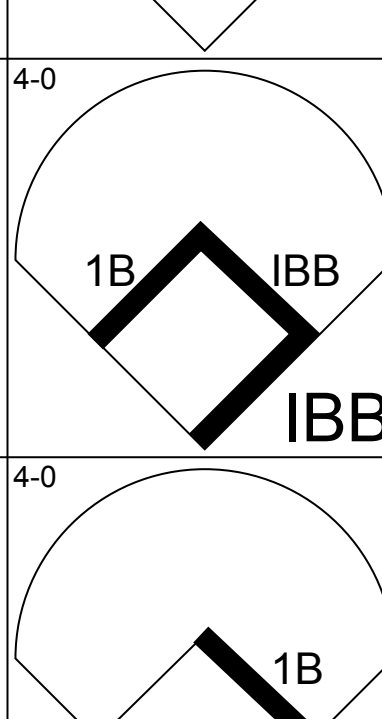
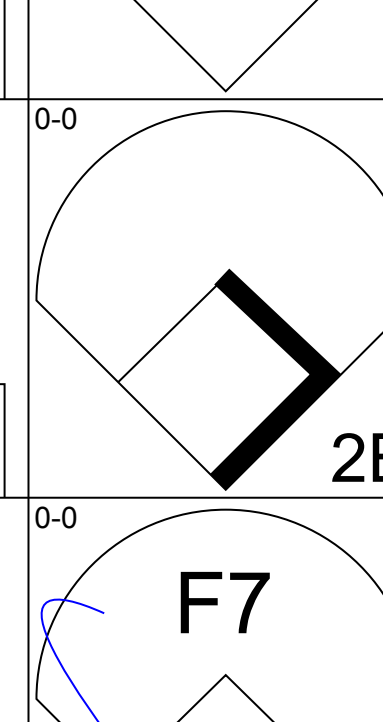
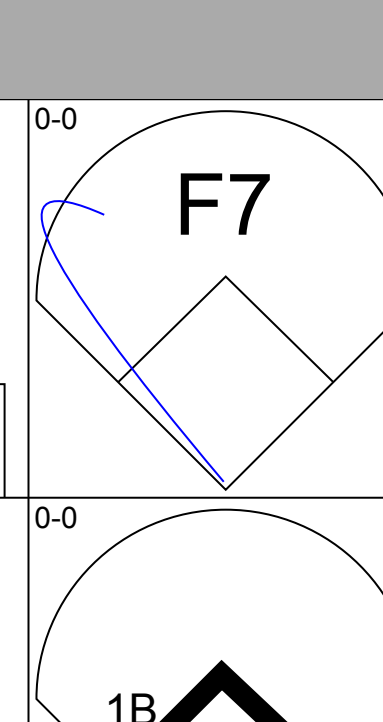
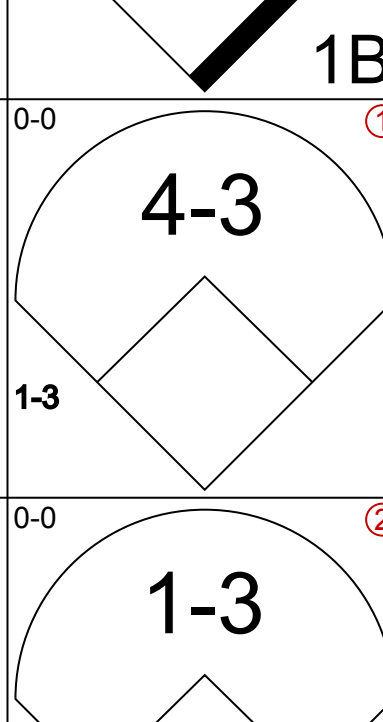
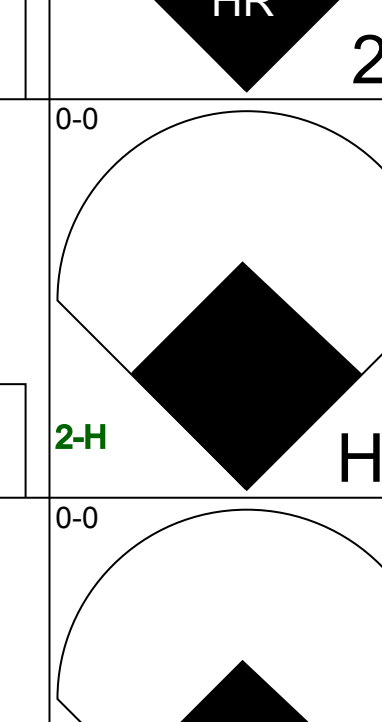
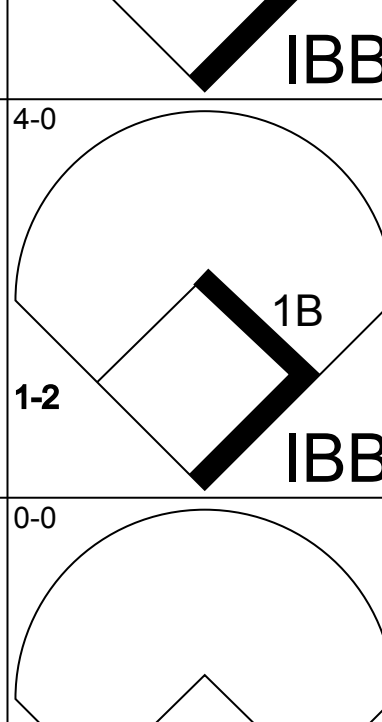
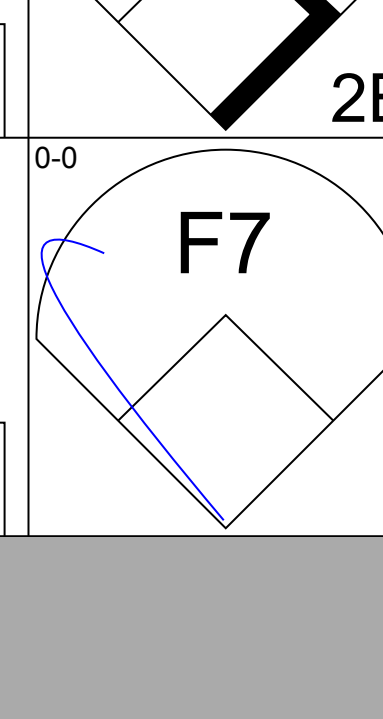
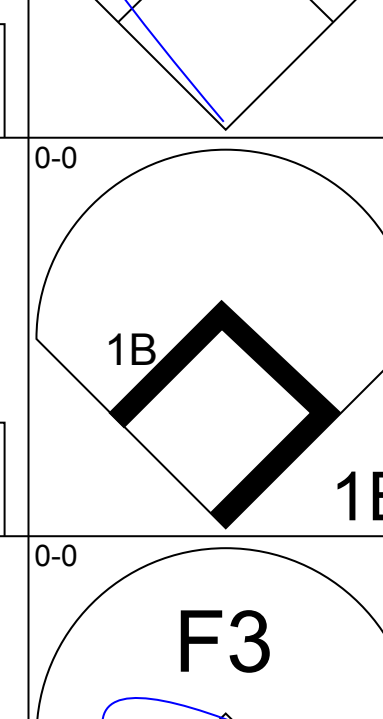
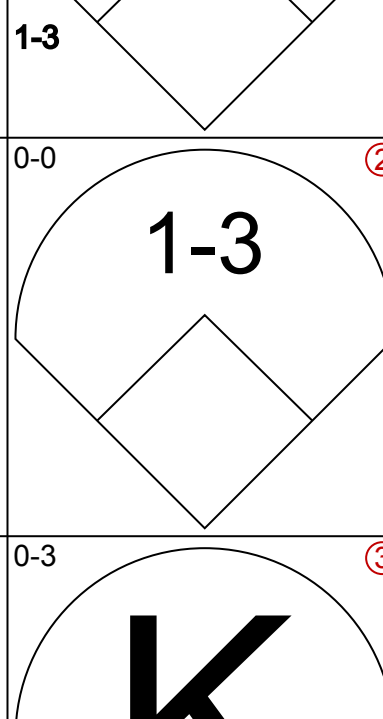
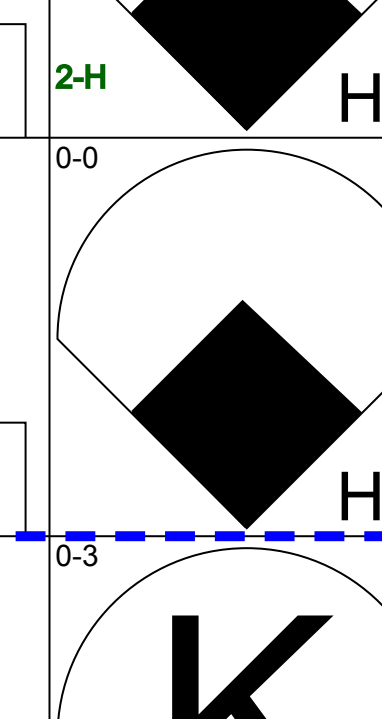
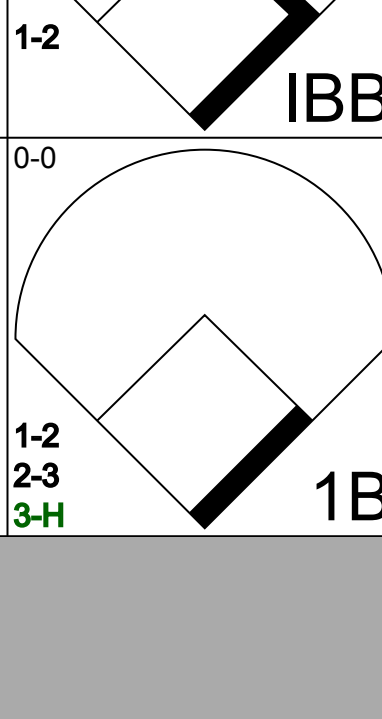
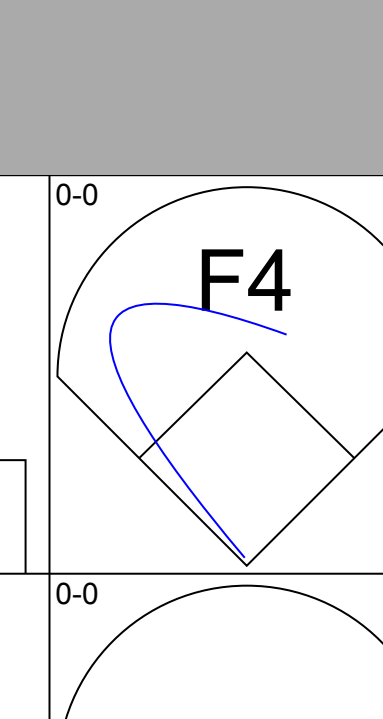
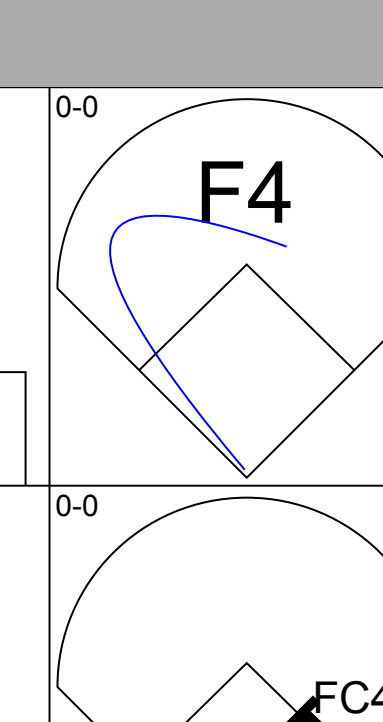
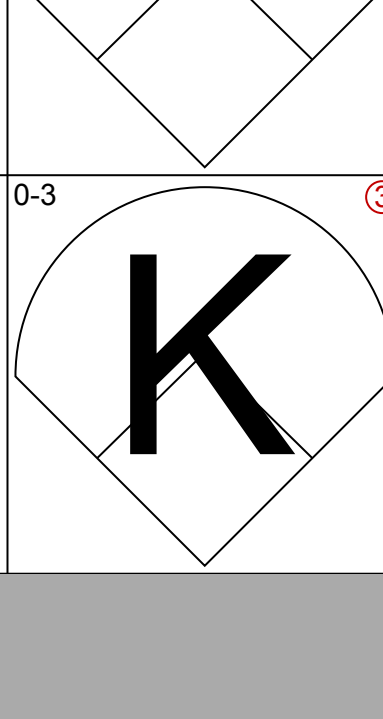
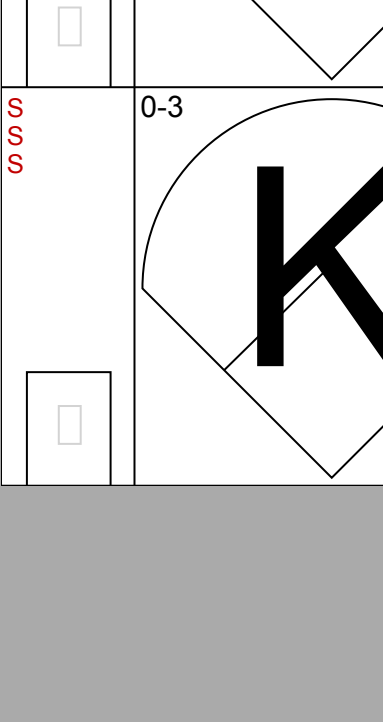
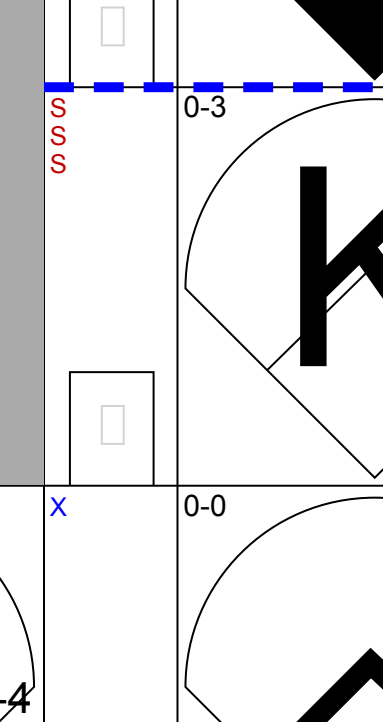
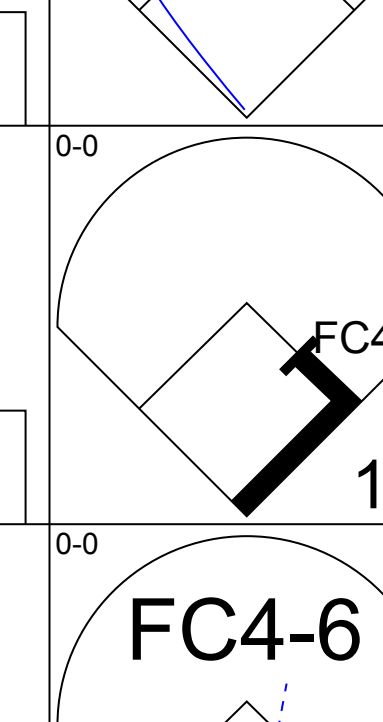
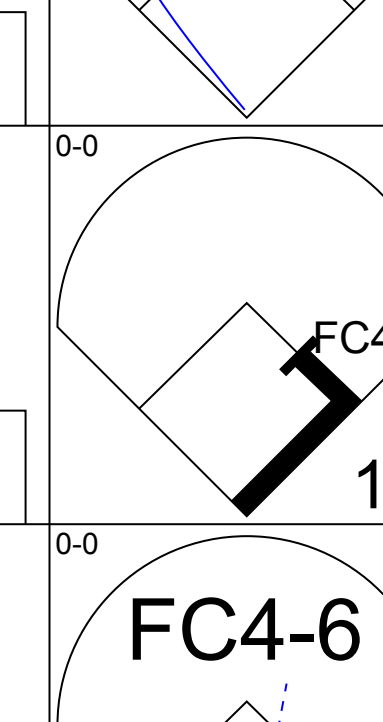
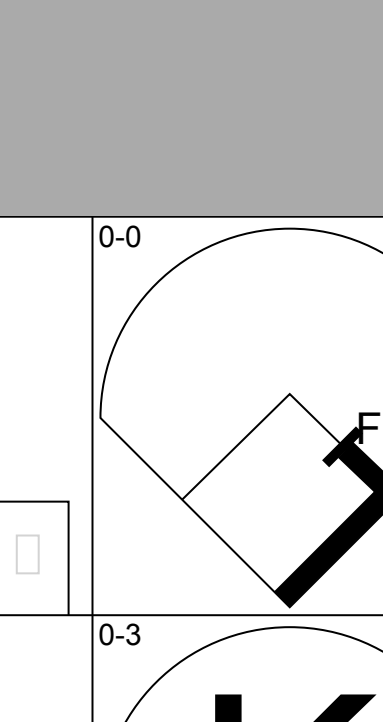

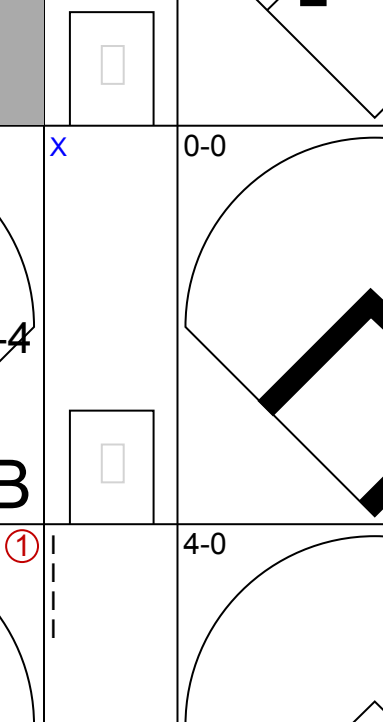
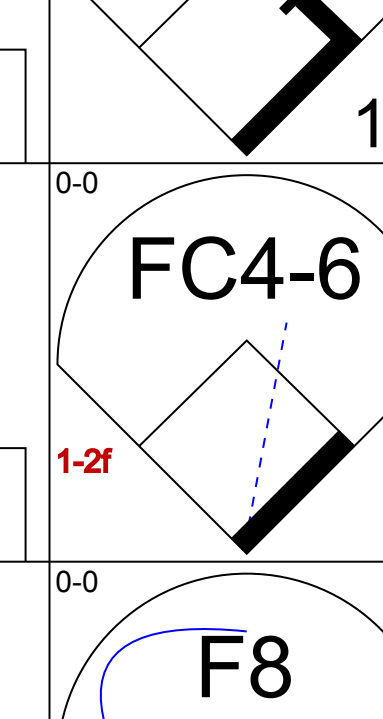
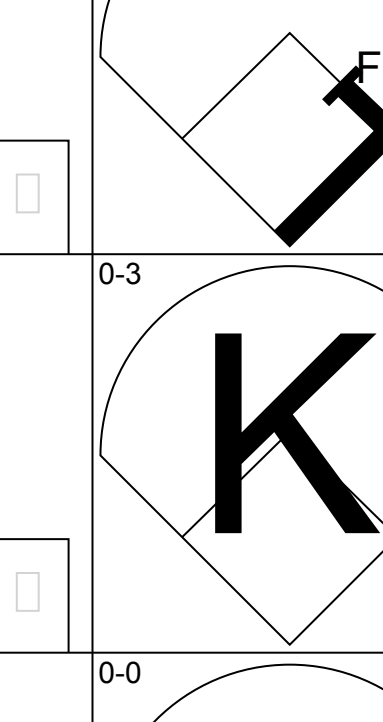
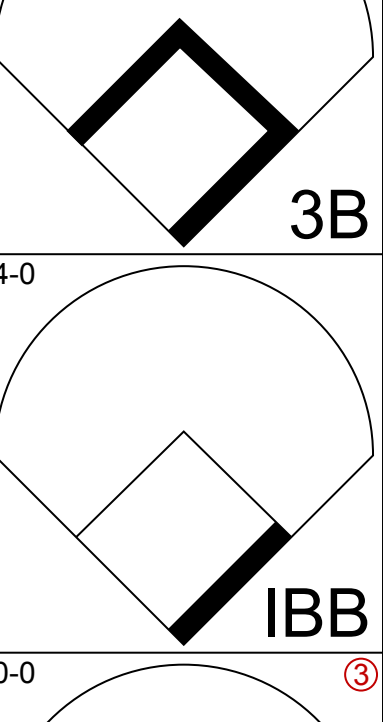

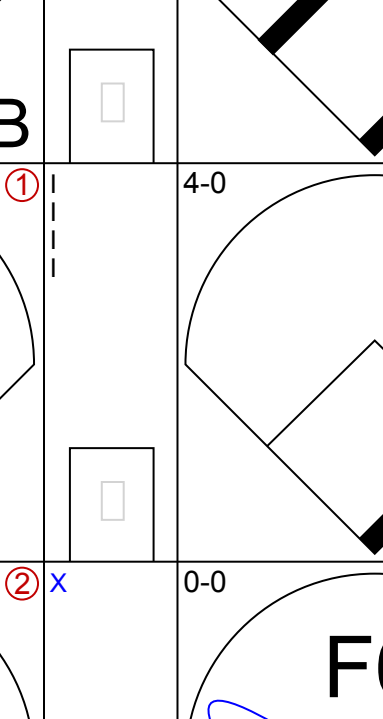
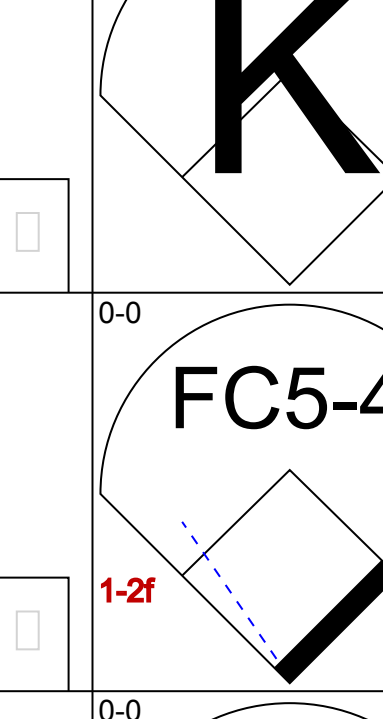
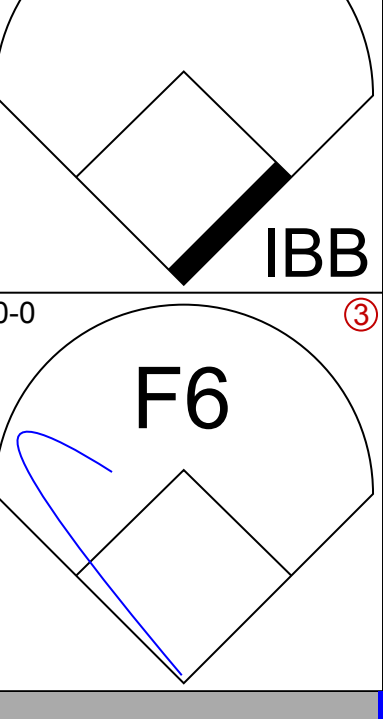

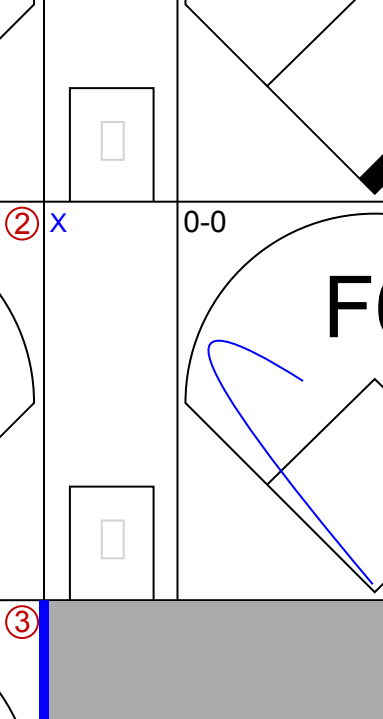
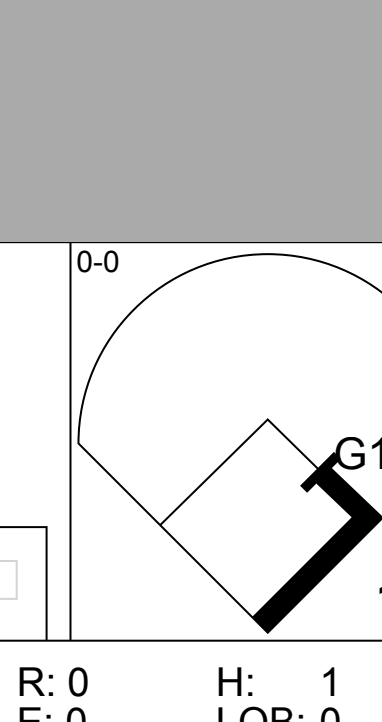
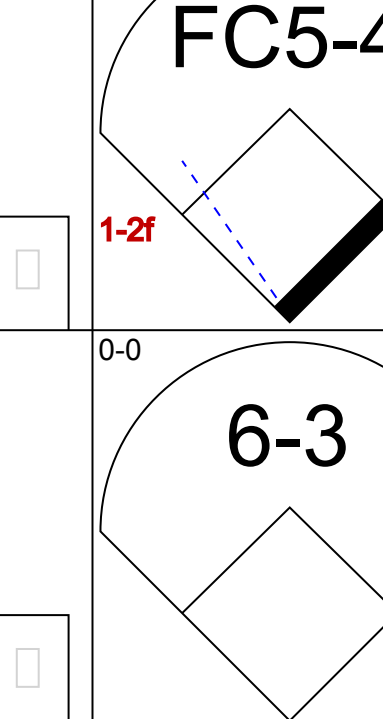

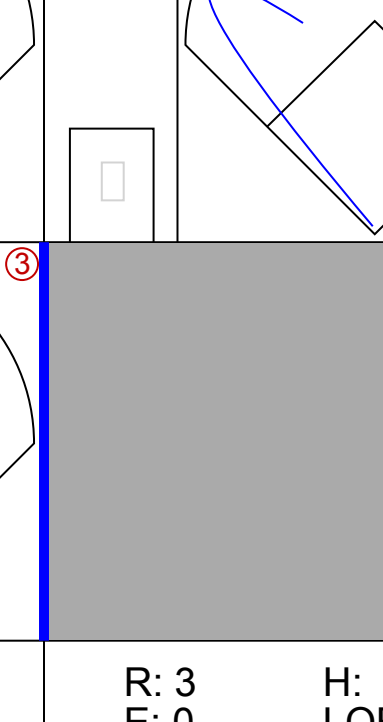
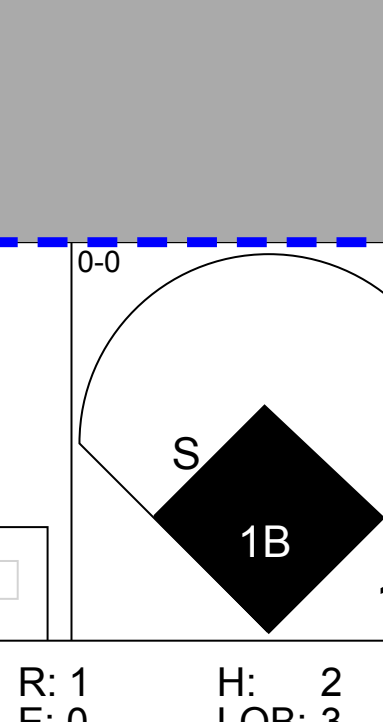
Batter	1	2	3	4	5	6	7	8	9	10	AB	R	H	RBI	BB	SO	LOB	BOTTOM
Omar Moreno, L OBP: 0.316, SLG: 0.375 (1, 8)	3B		1B		1B BB	FC4-6 1-2f			F8		4	1	2	0	1	0	2	
Tim Foli, R OBP: 0.329, SLG: 0.324 (1, 6)	5-3		HBP		L6			F8		L7	4	0	0	0	0	0	3	
Dave Parker, L OBP: 0.347, SLG: 0.562 (1, 9) Lee Lacy, R OBP: 0.556, SLG: 0.706 (10, PH)	K		L3		2B 1B			K		F8	4	0	1	1	0	2	3	
Wille Stargell, L OBP: 0.405, SLG: 0.457 (1, 3) Matt Alexander, S (10, PR)	F8			P6		2B		K		2B 1B	5	0	2	0	0	1	1	
Mike Easler, L OBP: 0.492, SLG: 0.833 (1, 7) Bill Robinson, R OBP: 0.375, SLG: 0.622 (8, 7)		6-3		1B		1B		K		2B 1B	2	0	1	0	1	0	0	
Bill Madlock, R OBP: 0.282, SLG: 0.294 (1, 5) Dale Berra, R (6, 5)				F9		K		K			3	0	1	0	0	1	4	
Ed Ott, L OBP: 0.357, SLG: 0.360 (1, 2)	F9					K		P6			4	0	1	0	0	1	1	
Phil Garner, R OBP: 0.368, SLG: 0.448 (1, 4)	K			F8		5-3				SH1-4 1B	4	0	1	0	0	1	3	
John Candelaria, L OBP: 0.385, SLG: 0.364 (1, 1) Manny Sanquell, R OBP: 1.000, SLG: 2.000 (9, PH) Grant Jackson, S (10, 1) Kent Tekulve, R (10, 1)			6-3		2-3	E6 FC4-6				SH1-4	3	0	0	0	0	0	0	
Inning Stats	R: 0 E: 0 K: 1 S: 6	H: 1 LOB: 1 BB: 0 P: 6	R: 0 E: 0 K: 1 S: 6	H: 1 LOB: 1 BB: 0 P: 6	R: 0 E: 0 K: 0 S: 3	H: 2 LOB: 2 BB: 0 P: 5	R: 1 E: 1 K: 1 S: 6	H: 0 LOB: 0 BB: 0 P: 7	R: 0 E: 0 K: 2 S: 7	H: 0 LOB: 0 BB: 0 P: 7	R: 0 E: 0 K: 0 S: 4	H: 1 LOB: 1 BB: 0 P: 4	R: 1 E: 0 K: 0 S: 3	H: 2 LOB: 2 BB: 0 P: 3	1B: 7 2B: 3 3B: 1 HR: 0	SF: 0 SAC: 1 DP: 1 HBP: 1	WP: 0 PA: 41 PB: 0 SB: 2 CS: 0	
PITCHER	IP WLS BF H R ER SO ERA WHIP	IP WLS BF H R ER SO ERA WHIP	IP WLS BF H R ER SO ERA WHIP	IP WLS BF H R ER SO ERA WHIP	IP WLS BF H R ER SO ERA WHIP	IP WLS BF H R ER SO ERA WHIP	IP WLS BF H R ER SO ERA WHIP	IP WLS BF H R ER SO ERA WHIP	IP WLS BF H R ER SO ERA WHIP	IP WLS BF H R ER SO ERA WHIP	IP WLS BF H R ER SO ERA WHIP	IP WLS BF H R ER SO ERA WHIP	IP WLS BF H R ER SO ERA WHIP	IP WLS BF H R ER SO ERA WHIP	IP WLS BF H R ER SO ERA WHIP	IP WLS BF H R ER SO ERA WHIP	IP WLS BF H R ER SO ERA WHIP	IP WLS BF H R ER SO ERA WHIP
David Palmer, R ERA: 1.84 (6, 1)	5.0	2.0	7	0	0	0	0	0	0	0	0	0	0	0	0	0	0	0
Fred Norman, L ERA: 0.14 (8, 1)	2.0	7	1	0	0	2	0	0	0	0	0	0	0	0	0	0	0	0
Elias Sosa, R ERA: 1.13 (10, 1)	2.0	7	1	0	0	2	0	0	0	0	0	0	0	0	0	0	0	0
Woodie Fryman, L ERA: 2.7 (10, 1)	0.1	L	3	2	1	1	0	0	0	0	0	0	0	0	0	0	0	0

Montreal Expos @ Pittsburgh Pirates
Three Rivers Stadium, Pittsburgh, PA
Thu May 01 1980, 3:33 AM EDT
Att: 8,426 - Unknown

AB	37
R	2
H	10
RBI	2
BB	2
SO	8
LOB	17



Batter	1	2	3	4	5	6	7	8	9	AB	R	H	RBI	BB	SO	LOB	TOP			
Bill North, S OBP: 0.411, SLG: 0.333 (1, 8)										4	1	0	0	1	1	2	San Francisco Giants @ Montreal Expos Olympic Stadium, Montreal, QB Fri May 02 1980, 3:33 AM EDT Att: 8,953 - Unknown			
Darrell Evans, L OBP: 0.302, SLG: 0.338 (1, 5)										4	0	1	0	0	0	0				
Jack Clark, R OBP: 0.306, SLG: 0.361 (1, 9)										4	0	1	0	0	0	3				
Mike Ivie, R OBP: 0.268, SLG: 0.275 (1, 3)										4	0	0	0	0	1	3				
Jim Wohlford, R OBP: 0.192, SLG: 0.240 Terry Whitfield, L OBP: 0.306, SLG: 0.311 (9, PH) (9, 7)										3	0	2	0	0	0	0				
Rennie Stennett, R OBP: 0.282, SLG: 0.333 (1, 4)										4	1	2	0	0	0	2				
Marc Hill, R OBP: 0.195, SLG: 0.222 Willie McCovey, L OBP: 0.269, SLG: 0.261 Gary Lavelle, S (9, PH) (9, 1)											3	0	0	0	0	0		2		
Johnnie LeMaster, R OBP: 0.224, SLG: 0.226 Larry Herndon, R OBP: 0.286, SLG: 0.354 Milt May, L OBP: 0.365, SLG: 0.500 Mike Sadek, R (9, PH) (9, PR) (9, 2)										3	0	1	0	0	0	1				
Bob Knepper, L OBP: 0.357, SLG: 0.429 Greg Minton, S (8, 1)										2	0	0	0	0	0	0				
Joe Strain, R OBP: 0.400, SLG: 0.400 (9, PH) (9, 6)										1	0	0	0	0	0	1				
Inning Stats	R: 0 E: 0 K: 1 S: 6	H: 1 LOB: 1 BB: 0 P: 6	R: 0 E: 0 K: 0 S: 4	H: 1 LOB: 1 BB: 0 P: 4	R: 0 E: 0 K: 0 S: 3	H: 0 LOB: 0 BB: 0 P: 3	R: 0 E: 0 K: 0 S: 4	H: 1 LOB: 1 BB: 0 P: 4	R: 0 E: 0 K: 0 S: 3	H: 0 LOB: 0 BB: 0 P: 3	R: 0 E: 0 K: 1 S: 6	H: 1 LOB: 1 BB: 0 P: 6	R: 1 E: 0 K: 0 S: 5	H: 2 LOB: 2 BB: 1 P: 9	R: 2 E: 0 K: 0 S: 5	H: 2 LOB: 2 BB: 1 P: 9	1B: 5 2B: 3 3B: 0 HR: 0	SF: 0 SAC: 1 DP: 0 HBP: 0	WP: 1 PB: 0 CS: 0	PA: 37
PITCHER	IP WLS BF H R ER SO BB IBB HBP BLK WP HR S P ERA WHIP																			
Ross Grimsley, L ERA: 3.44	(1, 1) 7.1 29 6 1 1 2 1 0 0 0 0 0 0 32 36 1.23 0.955																			
Elias Sosa, R ERA: 3.12	(8, 1) 0.2 4 1 2 2 0 1 0 0 0 0 1 0 3 7 27.00 3.000																			
Woodie Fryman, L ERA: 2.45	(9, 1) 0.1 1 0 0 0 0 0 0 0 0 0 0 0 1 1 0.00 0.000																			
Stan Bahnsen, R ERA: 0.56	(9, 1) 0.2 W 3 1 0 0 0 0 0 0 0 0 0 0 3 3 0.00 1.500																			

Batter	1	2	3	4	5	6	7	8	9	AB	R	H	RBI	BB	SO	LOB	BOTTOM			
Ron LeFlore, R OBP: 0.351, SLG: 0.324 Jerry White, S OBP: 0.400, SLG: 0.462 (1, 7) (9, 7)										4	0	0	0	0	0	1	San Francisco Giants @ Montreal Expos Olympic Stadium, Montreal, QB Fri May 02 1980, 3:33 AM EDT Att: 8,953 - Unknown			
Tony Bemazzard, S OBP: 0.350, SLG: 0.389 (1, 4)										4	1	2	0	1	0					
Andre Dawson, R OBP: 0.342, SLG: 0.541 (1, 8)										4	1	2	2	1	0	1				
Ellis Valentine, R OBP: 0.282, SLG: 0.493 (1, 9)										5	1	3	2	0	0	2				
Larry Parrish, R OBP: 0.307, SLG: 0.529 (1, 5)										4	0	0	0	0	2	2				
Gary Carter, R OBP: 0.276, SLG: 0.397 (1, 2)										4	0	4	0	0	0	0				
Warren Cromartie, L OBP: 0.352, SLG: 0.567 (1, 3)										3	0	0	0	1	1	4				
Bill Almon, R OBP: 0.214, SLG: 0.269 (1, 6)										4	0	0	0	0	0	4				
Ross Grimsley, L OBP: 0.167, SLG: 0.167 Elias Sosa, R Woodie Fryman, R Stan Bahnsen, R Rodney Scott, S OBP: 0.295, SLG: 0.189 (1, 1) (8, 1) (9, 1) (9, PH) (9, 1)											3	0	1	0	0	1		1		
Inning Stats	R: 0 E: 0 K: 0 S: 4	H: 1 LOB: 1 BB: 0 P: 4	R: 0 E: 0 K: 0 S: 4	H: 1 LOB: 1 BB: 0 P: 4	R: 0 E: 0 K: 0 S: 3	H: 1 LOB: 2 BB: 0 P: 5	R: 0 E: 0 K: 1 S: 5	H: 0 LOB: 0 BB: 0 P: 5	R: 0 E: 0 K: 1 S: 6	H: 1 LOB: 1 BB: 0 P: 6	R: 0 E: 0 K: 1 S: 6	H: 1 LOB: 1 BB: 0 P: 6	R: 3 E: 0 K: 1 S: 9	H: 4 LOB: 2 BB: 1 P: 13	R: 1 E: 0 K: 1 S: 5	H: 2 LOB: 3 BB: 2 P: 13		1B: 8 2B: 2 3B: 1 HR: 2	SF: 0 SAC: 0 DP: 1 HBP: 0	WP: 0 PB: 0 CS: 0
PITCHER	IP WLS BF H R ER SO BB IBB HBP BLK WP HR S P ERA WHIP																			
Bob Knepper, L ERA: 3.74	(1, 1) 7.1 31 10 3 3 3 3 0 1 0 0 0 0 2 37 3.68 1.364																			
Greg Minton, R ERA: 0.77	(8, 1) 0.2 4 1 0 0 1 0 1 0 0 0 0 0 5 9 0.00 1.500																			
Gary Lavelle, L ERA: 6.14	(9, 1) 0.1 L 5 2 1 1 1 0 2 0 0 0 0 0 5 13 27.00 6.000																			

Batter	1	2	3	4	5	6	7	8	9	AB	R	H	RBI	BB	SO	LOB	TOP						
Bill North, S OBP: 0.393, SLG: 0.320 (1, 8)	0-0 CS 1B		0-3 K		0-0 1-3			0-3 K	0-3 K	5	0	1	0	0	3	2	San Francisco Giants @ Montreal Expos Olympic Stadium, Montreal, QB Sat May 03 1980, 3:33 AM EDT Att: 18,622 - Unknown						
Darrell Evans, L OBP: 0.333, SLG: 0.359 (1, 5)	4-0 CS 1B BB		4-0 BB		4-0 BB		4-0 G6-3 BB	0-0 FC4-6 2B		1	0	1	0	3	0	0							
Jack Clark, R OBP: 0.316, SLG: 0.359 (1, 9)	0-0 1B		0-0 F8		0-0 F9		4-0 FC4-6 IBB	4-0 FC4-6 IBB		3	0	1	0	1	0	3							
Willie McCovey, L OBP: 0.268, SLG: 0.320 (1, 3)	0-3 K				0-0 HR		0-0 G6-3	0-0 FC4-6 FC4-6		4	1	1	1	0	1	5							
Terry Whitfield, L OBP: 0.288, SLG: 0.292 Jim Wohlford, R OBP: 0.185, SLG: 0.231 (8, PH) (8, 7)		0-0 G3		0-0 5-3			0-0 F8	0-0 FC4-6		3	0	0	0	0	0	0							
Rennie Stennett, R OBP: 0.293, SLG: 0.356 (1, 4)		0-0 6-3		0-0 F5			0-0 1B 2B		0-0 2B 1B	4	2	2	0	0	0	0							
Milt May, L OBP: 0.375, SLG: 0.511 Mike Sadek, R (9, PR) (9, 2)		0-0 F8		0-0 F7			4-0 1B IBB		0-0 FC1-6 1-H 2B	3	0	1	1	1	0	0							
Johnnie LeMaster, R OBP: 0.226, SLG: 0.228 (1, 6)			0-0 E6 WP SH1-4		0-0 5-3		0-0 7-5-4 1B		0-0 FC1-6-5 BLK	4	0	1	1	0	0	1							
Ed Whitson, R Gary Lavelle, S Randy Moffitt, R Larry Herndon, R Al Holland, R (1, 1) (7, 1) (8, 1) (9, PH) (9, 1)			0-0 SH1-4		0-3 K		0-0 7-5-4		0-3 K	2	0	0	0	0	1	2							
Inning Stats	R: 0 E: 0 K: 1 S: 5	H: 2 LOB: 2 BB: 1 P: 9	R: 0 E: 0 K: 0 S: 3	H: 0 LOB: 0 BB: 0 P: 3	R: 0 E: 1 K: 1 S: 6	H: 0 LOB: 2 BB: 1 P: 10	R: 1 E: 0 K: 0 S: 4	H: 1 LOB: 0 BB: 0 P: 4	R: 0 E: 0 K: 1 S: 5	H: 0 LOB: 0 BB: 1 P: 6	R: 1 E: 0 K: 0 S: 4	H: 2 LOB: 1 BB: 1 P: 8	R: 0 E: 0 K: 1 S: 6	H: 1 LOB: 2 BB: 1 P: 10	R: 1 E: 0 K: 2 S: 9	H: 2 LOB: 1 BB: 0 P: 9		1B: 4 2B: 5 3B: 0 HR: 1	SF: 0 SAC: 1 DP: 3 HBP: 0	WP: 1 PB: 0 SB: 0 CS: 2	PA: 37		
PITCHER	IP WLS BF H R ER SO BB IBB HBP BLK WP HR S P ERA WHIP	7.0 27 5 2 2 3 3 1 0 0 1 1 29 45 2.57 1.143	0.2 4 1 0 0 1 0 1 0 0 0 0 5 9 0.00 1.500	1.1 L 6 2 1 1 2 0 0 0 1 0 0 10 10 6.75 1.500																			

AB	31
R	3
H	8
RBI	3
BB	5
SO	6
LOB	17




Batter	1	2	3	4	5	6	7	8	9	AB	R	H	RBI	BB	SO	LOB	BOTTOM					
Jerry White, S OBP: 0.350, SLG: 0.389 (1, 7) (9, 8)	0-3 K		0-0 F3		0-0 1-2 1B		0-0 FC5-2		0-0 F8	5	0	1	0	0	1	5	San Francisco Giants @ Montreal Expos Olympic Stadium, Montreal, QB Sat May 03 1980, 3:33 AM EDT Att: 18,622 - Unknown					
Tony Bemazzard, S OBP: 0.311, SLG: 0.341 (1, 4)	0-0 F6		0-0 4-3		0-3 K		0-0 5-3		0-0 FC4-6	5	0	0	0	0	1	7						
Andre Dawson, R OBP: 0.338, SLG: 0.523 Tom Hutton, L OBP: 0.125, SLG: 0.125 (1, 8) (9, 7)	0-0 CS 1B		0-0 F7		0-0 5-3		0-0 F8		0-0 F8	4	0	1	0	0	0	0						
Ellis Valentine, R OBP: 0.267, SLG: 0.466 (1, 9)	0-0 CS	0-0 6-3		0-3 K		0-0 F8		0-3 K		4	0	0	0	0	2	0						
Larry Parrish, R OBP: 0.312, SLG: 0.521 Ken Macha, R OBP: 0.375, SLG: 0.167 (1, 5) (4, PR) (5, 5)		0-0 F9		1-0 HBP		0-3 K		1-0 HBP		1	0	0	0	0	0	0						
Gary Carter, R OBP: 0.275, SLG: 0.403 (1, 2)		0-0 F8		0-0 F9		0-0 E7 SF8 2B		0-0 F7		4	1	1	0	0	0	2						
Warren Cromartie, L OBP: 0.347, SLG: 0.957 (1, 3)			0-0 SH 1B		0-0 F8		0-0 SF8		0-0 F7	3	0	1	1	0	0	0						
Rodney Scott, S OBP: 0.313, SLG: 0.220 (1, 6)			0-0 F7		0-0 6-3		0-0 2B 1B		0-0 F8 BB 1B	4	1	2	0	0	0	1						
Scott Sanderson, R Rowland Office, R Ron Leaf, R Fred Norman, S Elias Sosa, R John Tamargo, S (1, 1) (7, PH) (7, PH) (8, 1) (8, 1) (9, PH)			0-0 SH		4-0 1B BB		0-0 S FC5-2 2B		4-0 FC4-6 BB	0	0	0	0	1	0	0						
Inning Stats	R: 0 E: 0 K: 1 S: 5	H: 1 LOB: 0 BB: 0 P: 5	R: 0 E: 0 K: 0 S: 3	H: 0 LOB: 0 BB: 0 P: 3	R: 0 E: 1 K: 1 S: 5	H: 0 LOB: 2 BB: 0 P: 6	R: 0 E: 0 K: 1 S: 5	H: 0 LOB: 1 BB: 1 P: 10	R: 2 E: 1 K: 0 S: 6	H: 3 LOB: 1 BB: 0 P: 6	R: 0 E: 0 K: 1 S: 5	H: 0 LOB: 1 BB: 0 P: 6	R: 0 E: 0 K: 0 S: 4	H: 1 LOB: 2 BB: 1 P: 8	1B: 5 2B: 2 3B: 0 HR: 0	SF: 1 SAC: 1 DP: 0 HBP: 2		WP: 0 PB: 0 SB: 1 CS: 1	PA: 39			
PITCHER	IP WLS BF H R ER SO BB IBB HBP BLK WP HR S P ERA WHIP	6.1 26 3 1 0 2 4 1 0 0 0 0 3 3 0.00 1.500	0.2 3 1 0 0 0 0 0 0 0 0 0 3 3 0.00 1.500	1.0 W 4 0 0 1 0 0 1 0 0 0 5 6 0.00 0.000	4.15 S 5 1 0 0 0 1 0 0 0 0 4 8 0.00 2.000																	





Batter	1	2	3	4	5	6	7	8	9	AB	R	H	RBI	BB	SO	LOB	TOP
Terry Puhl, L OBP: 0.359, SLG: 0.429 (1, 9)	G3		F8			K		4-3		4	0	0	0	0	1	1	
Craig Reynolds, L OBP: 0.244, SLG: 0.289 Randy Niemann, L (6, 1)	K		FC4-6			4-3				3	0	0	0	0	1	1	
Jeffrey Leonard, R OBP: 0.300, SLG: 0.351 Dave Smith, R (6, 1)	K							1B		0	0	0	0	0	0	0	
Denny Walling, L OBP: 0.417, SLG: 0.375 (1, 3)	K				K		F8	4-3		4	0	0	0	0	2	1	
Joe Morgan, L OBP: 0.391, SLG: 0.403 Julio Gonzalez, R OBP: 0.176, SLG: 0.235 (7, 6)		3-1			5-3			BB 1B		3	1	1	0	0	0	0	
Jose Cruz, L OBP: 0.416, SLG: 0.422 Dave Bergman, L OBP: 0.231, SLG: 0.167 (7, 7)					F7					2	0	1	0	1	0	0	
Enos Cabell, R OBP: 0.319, SLG: 0.372 Art Howe, R OBP: 0.314, SLG: 0.318 (7, 5)		6-3 2B								3	0	0	0	0	1	3	
Cesar Cedeno, R OBP: 0.417, SLG: 0.521 (1, 8)										1	0	1	0	0	0	0	
Alan Ashby, S OBP: 0.373, SLG: 0.511 Bruce Bochy, R (5, 2)										2	0	0	0	0	0	0	
J.R. Richard, R OBP: 0.154, SLG: 0.385 Joaquin Andujar, S OBP: 1.000, SLG: 1.000 Rafael Landestoy, S OBP: 0.261, SLG: 0.250 (6, 6)										0	0	0	0	0	0	0	
										1	0	1	0	0	0	0	
										2	0	0	0	0	1	0	
										0	0	0	0	0	0	0	
										1	0	1	0	0	0	0	
										2	0	0	0	0	1	0	
										0	0	0	0	0	0	0	
										1	0	1	0	0	0	0	
										2	0	0	0	0	1	0	
										0	0	0	0	0	0	0	
										1	0	1	0	0	0	0	
										2	0	0	0	0	1	0	
										0	0	0	0	0	0	0	
										1	0	1	0	0	0	0	
										2	0	0	0	0	1	0	
										0	0	0	0	0	0	0	
										1	0	1	0	0	0	0	
										2	0	0	0	0	1	0	
										0	0	0	0	0	0	0	
										1	0	1	0	0	0	0	
										2	0	0	0	0	1	0	
										0	0	0	0	0	0	0	
										1	0	1	0	0	0	0	
										2	0	0	0	0	1	0	
										0	0	0	0	0	0	0	
										1	0	1	0	0	0	0	
										2	0	0	0	0	1	0	
										0	0	0	0	0	0	0	
										1	0	1	0	0	0	0	
										2	0	0	0	0	1	0	
										0	0	0	0	0	0	0	
										1	0	1	0	0	0	0	
										2	0	0	0	0	1	0	
										0	0	0	0	0	0	0	
										1	0	1	0	0	0	0	
										2	0	0	0	0	1	0	
										0	0	0	0	0	0	0	
										1	0	1	0	0	0	0	
										2	0	0	0	0	1	0	
										0	0	0	0	0	0	0	
										1	0	1	0	0	0	0	
										2	0	0	0	0	1	0	
										0	0	0	0	0	0	0	
										1	0	1	0	0	0	0	
										2	0	0	0	0	1	0	
										0	0	0	0	0	0	0	
										1	0	1	0	0	0	0	
										2	0	0	0	0	1	0	
										0	0	0	0	0	0	0	
										1	0	1	0	0	0	0	
										2	0	0	0	0	1	0	
										0	0	0	0	0	0	0	
										1	0	1	0	0	0	0	
										2	0	0	0	0	1	0	
										0	0	0	0	0	0	0	
										1	0	1	0	0	0	0	
										2	0	0	0	0	1	0	
										0	0	0	0	0	0	0	
										1	0	1	0	0	0	0	
										2	0	0	0	0	1	0	
										0	0	0	0	0	0	0	
										1	0	1	0	0	0	0	
										2	0	0	0	0	1	0	
										0	0	0	0	0	0	0	
										1	0	1	0	0	0	0	
										2	0	0	0	0	1	0	
										0	0	0	0	0	0	0	
										1	0	1	0	0	0	0	
										2	0	0	0	0	1	0	
										0	0	0	0	0	0	0	
										1	0	1	0	0	0	0	
										2	0	0	0	0	1	0	
										0	0	0	0	0	0	0	
										1	0	1	0	0	0	0	
										2	0	0	0	0	1	0	
										0	0	0	0	0	0	0	
										1	0	1	0	0	0	0	
										2	0	0	0	0	1	0	
										0	0	0	0	0	0	0	
										1	0	1	0	0	0	0	
										2	0	0	0	0	1	0	
										0	0	0	0	0	0	0	
										1	0	1	0	0	0	0	
										2	0	0	0	0	1	0	
										0	0	0	0	0	0	0	
										1	0	1	0	0	0	0	
										2	0	0	0	0	1	0	
										0	0	0	0	0	0	0	
										1	0	1	0	0	0	0	
										2	0	0	0	0	1	0	
										0	0	0	0	0	0	0	
										1	0	1	0	0	0	0	
										2	0	0	0	0	1	0	
										0	0	0	0	0	0	0	
										1	0	1	0	0	0	0	
										2	0	0	0	0	1	0	


Batter	1	2	3	4	5	6	7	8	9	AB	R	H	RBI	BB	SO	LOB	TOP					
Terry Puhl, L (1, 8) OBP: 0.342, SLG: 0.400										4	0	1	0	0	2	0	Houston Astros @ Montreal Expos Olympic Stadium, Montreal, QB Wed May 07 1980, 3:33 AM EDT Att: 7,386 - Unknown AB 31 R 0 H 6 RBI 0 BB 2 SO 7 LOB 12 					
Craig Reynolds, L (1, 6) OBP: 0.244, SLG: 0.287										4	0	1	0	0	1	1						
Denny Walling, L (1, 9) OBP: 0.394, SLG: 0.352										4	0	0	0	0	0	1						
Joe Morgan, L (1, 4) OBP: 0.366, SLG: 0.370										4	0	0	0	0	2	1						
Jose Cruz, L (1, 7) OBP: 0.427, SLG: 0.440										3	0	1	0	1	0	0						
Enos Cabell, R (1, 5) OBP: 0.359, SLG: 0.419										4	0	2	0	0	0	2						
Art Howe, R (1, 3) OBP: 0.322, SLG: 0.314										2	0	1	0	0	0	0						
Julio Gonzalez, R (7, PR) OBP: 0.176, SLG: 0.235										0	0	0	0	0	0	0						
Joe Sambito, L (7, 1) OBP: 0.176, SLG: 0.235										0	0	0	0	0	0	0						
Frank LaCorte, R (8, 1) OBP: 0.500, SLG: 0.500										0	0	0	0	0	0	0						
Rafael Landestoy, S (9, PH) OBP: 0.286, SLG: 0.320										1	0	0	0	0	0	1						
Alan Ashby, S (1, 2) OBP: 0.352, SLG: 0.479										3	0	0	0	0	1	4						
Nolan Ryan, R (1, 1) OBP: 0.214, SLG: 0.333										1	0	0	0	1	1	0						
Dave Bergman, L (7, PH) OBP: 0.214, SLG: 0.154										1	0	0	0	0	0	2						
Inning Stats	R: 0 E: 0 K: 0 S: 3	H: 1 LOB: 0 BB: 0 P: 3	R: 0 E: 0 K: 1 S: 7	H: 2 LOB: 2 BB: 0 P: 7	R: 0 E: 0 K: 3 S: 9	H: 0 LOB: 0 BB: 0 P: 9	R: 0 E: 0 K: 1 S: 5	H: 0 LOB: 1 BB: 1 P: 9	R: 0 E: 0 K: 0 S: 2	H: 0 LOB: 0 BB: 1 P: 6	R: 0 E: 0 K: 0 S: 4	H: 1 LOB: 1 BB: 0 P: 4	R: 0 E: 0 K: 0 S: 4	H: 1 LOB: 2 BB: 0 P: 5	R: 0 E: 0 K: 1 S: 5	H: 0 LOB: 0 BB: 0 P: 5	R: 0 E: 0 K: 1 S: 6	H: 1 LOB: 1 BB: 0 P: 6	1B: 4 2B: 2 3B: 0 HR: 0	SF: 0 SAC: 0 DP: 0 HBP: 1	WP: 0 PB: 0 SB: 0 CS: 2	PA: 35
PITCHER	IP WLS BF H R ER SO BB IBB HBP BLK WP HR S P ERA WHIP																					
Scott Sanderson, R (1, 1) ERA: 4.2	7.0 W 27 5 0 0 5 2 0 0 1 0 0 0 0 34 43 0.00 1.000																					
Woodie Fryman, L (8, 1) ERA: 1.0	2.0 S 7 1 0 0 2 0 0 0 0 0 0 0 0 11 11 0.00 0.500																					

Batter	1	2	3	4	5	6	7	8	9	AB	R	H	RBI	BB	SO	LOB	BOTTOM				
Ron LeFlore, R (1, 7) OBP: 0.370, SLG: 0.404										3	1	0	0	1	2	0	Houston Astros @ Montreal Expos Olympic Stadium, Montreal, QB Wed May 07 1980, 3:33 AM EDT Att: 7,386 - Unknown AB 26 R 3 H 5 RBI 2 BB 7 SO 7 LOB 10 				
Rodney Scott, S (1, 6) OBP: 0.309, SLG: 0.207										3	0	0	1	1	1	0					
Rowland Office, L (1, 8) OBP: 0.419, SLG: 0.500										4	0	1	0	0	0	1					
Ellis Valentine, R (1, 9) OBP: 0.302, SLG: 0.473										3	0	1	0	1	0	0					
Gary Carter, R (1, 2) OBP: 0.296, SLG: 0.367										1	1	0	0	3	0	2					
Warren Cromartie, L (1, 3) OBP: 0.316, SLG: 0.459										4	1	2	0	0	0	4					
Ken Macha, R (1, 5) OBP: 0.481, SLG: 0.667										3	0	1	1	0	1	1					
Tony Bernazard, S (1, 4) OBP: 0.375, SLG: 0.375										2	0	0	0	1	1	1					
Scott Sanderson, R (1, 1) ERA: 4.12										2	0	0	0	0	2	0					
Jerry White, S (7, PH) ERA: 2.93										1	0	0	0	0	0	1					
Woodie Fryman, R (8, 1) ERA: 0.61										0	0	0	0	0	0	0					
Inning Stats	R: 1 E: 0 K: 0 S: 3	H: 0 LOB: 0 BB: 1 P: 7	R: 2 E: 0 K: 1 S: 6	H: 2 LOB: 0 BB: 1 P: 10	R: 0 E: 0 K: 1 S: 5	H: 0 LOB: 0 BB: 0 P: 5	R: 0 E: 0 K: 0 S: 2	H: 0 LOB: 0 BB: 1 P: 6	R: 0 E: 0 K: 3 S: 9	H: 0 LOB: 0 BB: 0 P: 9	R: 0 E: 0 K: 0 S: 4	H: 1 LOB: 2 BB: 1 P: 8	R: 0 E: 0 K: 0 S: 3	H: 1 LOB: 1 BB: 1 P: 7	R: 0 E: 0 K: 2 S: 8	H: 1 LOB: 3 BB: 2 P: 16		1B: 4 2B: 1 3B: 0 HR: 0	SF: 0 SAC: 0 DP: 3 HBP: 0	WP: 1 PB: 0 SB: 1 CS: 0	PA: 33
PITCHER	IP WLS BF H R ER SO BB IBB HBP BLK WP HR S P ERA WHIP																				
Nolan Ryan, R (1, 1) ERA: 4.12	6.0 L 23 3 3 3 5 4 0 0 0 0 0 0 0 29 45 4.50 1.167																				
Joe Sambito, L (7, 1) ERA: 2.93	1.0 4 1 0 0 0 1 0 0 0 0 0 0 0 3 7 0.00 2.000																				
Frank LaCorte, R (8, 1) ERA: 0.61	1.0 6 1 0 0 2 2 0 0 0 0 0 0 0 8 16 0.00 3.000																				

Batter	1	2	3	4	5	6	7	8	9	AB R H RBI BB SO LOB	TOP												
Joel Youngblood, R OBP: 0.389, SLG: 0.461 (1, 8)	4-0 FC4-6 BB		0-0 SH3-4 2B	0-3 K		0-0 6-3			0-3 K	4 1 1 0 1 2 1	<p>New York Mets @ Montreal Expos Olympic Stadium, Montreal, QB Fri May 09 1980, 3:33 AM EDT Att: 8,674 - Unknown</p> <p>AB 30 R 2 H 5 RBI 2 BB 5 SO 8 LOB 18</p> 												
Frank Taveras, R OBP: 0.294, SLG: 0.265 (1, 6)	0-3 K		0-0 SH3-4 2-3		0-0 3-1		0-3 K		0-3 K	4 0 0 0 0 3 1													
Lee Mazzilli, S OBP: 0.410, SLG: 0.329 (1, 3)	0-0 FC4-6 BB 1-2		0-0 F9 2B		1-0 F9 1B HBP		0-0 4-3			3 1 1 1 0 0 1													
Mike Jorgensen, L OBP: 0.411, SLG: 0.356 (1, 9)	4-0 BB		0-0 F9 2-3		0-0 F9 1-3		4-0 BB			2 0 0 0 2 0 2													
Steve Henderson, R OBP: 0.357, SLG: 0.375 Jerry Morales, R OBP: 0.263, SLG: 0.257 (1, 7) (9, 8)	0-0 6-3		4-0 BB		0-0 1B		0-0 4-3			3 0 1 1 1 0 3 0 0 0 0 0 0 0													
John Stearns, R OBP: 0.340, SLG: 0.422 (1, 2)		0-0 F7	0-0 4-3		0-0 1B			4-0 F6-4-3 BB		3 0 1 0 1 0 2													
Elliott Maddox, R OBP: 0.430, SLG: 0.323 (1, 5)		1-0 HBP		0-0 F4-3 1B		0-0 F8		0-0 F8		3 0 1 0 0 0 3													
Doug Flynn, R OBP: 0.224, SLG: 0.234 (1, 4)	0-3 K		0-0 F4-3 1-2		0-0 F1-3		0-0 F6-4-3 1-2			4 0 0 0 0 1 3													
Craig Swan, R OBP: 0.417, SLG: 0.222 (1, 1)	0-3 K		0-3 K		0-0 F9			0-0 5-3		4 0 0 0 0 2 2													
Inning Stats	R: 0 E: 0 K: 1 S: 5	H: 0 LOB: 2 BB: 2 P: 13	R: 0 E: 0 K: 2 S: 7	H: 0 LOB: 1 BB: 0 P: 8	R: 1 E: 0 K: 0 S: 5	H: 2 LOB: 2 BB: 1 P: 9	R: 0 E: 0 K: 2 S: 8	H: 1 LOB: 1 BB: 0 P: 8	R: 1 E: 0 K: 0 S: 5	H: 2 LOB: 2 BB: 0 P: 6	R: 0 E: 0 K: 0 S: 3	H: 0 LOB: 0 BB: 0 P: 3	R: 0 E: 0 K: 1 S: 5	H: 0 LOB: 1 BB: 1 P: 9	R: 0 E: 0 K: 0 S: 2	H: 0 LOB: 0 BB: 1 P: 6	R: 0 E: 0 K: 2 S: 7	H: 0 LOB: 0 BB: 0 P: 7	1B: 3 2B: 2 3B: 0 HR: 0	SF: 0 SAC: 1 DP: 1 HBP: 2	WP: 0 PB: 0 SB: 1 CS: 0	PA: 38	
PITCHER	IP WLS BF H R ER SO BB IBB HBP BLK WP HR S P ERA WHIP											PITCHER	IP WLS BF H R ER SO BB IBB HBP BLK WP HR S P ERA WHIP										
Steve Rogers, R ERA: 3.86 Elias Sosa, R ERA: 2.77 (1, 1) (9, 1)	8.0 L 35 5 2 2 6 5 0 0 0 0 0 0 0 0 2.25 1.250												1.0 3 0 0 0 2 0 0 0 0 0 0 0 0 7 7 0.00 0.000										

Batter	1	2	3	4	5	6	7	8	9	AB R H RBI BB SO LOB	BOTTOM												
Ron LeFlore, R OBP: 0.356, SLG: 0.387 (1, 7)	0-3 K		0-0 F3			0-0 F8			0-3 K	4 0 0 0 0 2 1	<p>New York Mets @ Montreal Expos Olympic Stadium, Montreal, QB Fri May 09 1980, 3:33 AM EDT Att: 8,674 - Unknown</p> <p>AB 28 R 1 H 3 RBI 1 BB 0 SO 7 LOB 6</p> 												
Rodney Scott, S OBP: 0.306, SLG: 0.210 (1, 6)	0-0 F4-3			0-0 F4-3 S SF9 1B		0-0 F4-3		0-3 K		4 1 1 0 0 1 0													
Rowland Office, L OBP: 0.371, SLG: 0.429 (1, 8)	0-0 F4-3			0-0 F4-3 1-3		0-0 F8		0-3 K		4 0 0 0 0 1 1													
Ellis Valentine, R OBP: 0.293, SLG: 0.462 (1, 9)		0-0 5-3		0-0 SF9		0-0 F9				2 0 0 1 0 0 0													
Larry Parrish, R OBP: 0.300, SLG: 0.500 (1, 5)	0-3 K			0-3 K		0-3 K				3 0 0 0 0 3 0													
Gary Carter, R OBP: 0.297, SLG: 0.366 (1, 2)		0-0 1-3			0-0 FC5-4 1B		0-0 6-3			3 0 1 0 0 0 0													
Warren Cromartie, L OBP: 0.316, SLG: 0.454 (1, 3)			0-0 SH2-4 1B		0-0 FC5-4 FC3-6 1-2		0-0 F8			3 0 1 0 0 0 1													
Tony Bernazard, S OBP: 0.358, SLG: 0.356 (1, 4)			0-0 F9		0-0 FC3-6 FC4-6 1-2		0-0 G3			3 0 0 0 0 0 2													
Steve Rogers, R OBP: 0.333, SLG: 0.167 Andre Dawson, R OBP: 0.333, SLG: 0.486 Elias Sosa, R (8, PH) (9, 1)			0-0 SH2-4 1-2		0-0 FC4-6 1-2		0-0 6-3			1 0 0 0 0 0 1 1 0 0 0 0 0 0 0 0 0 0 0 0 0													
Inning Stats	R: 0 E: 0 K: 1 S: 5	H: 0 LOB: 0 BB: 0 P: 5	R: 0 E: 0 K: 1 S: 4	H: 1 LOB: 1 BB: 0 P: 4	R: 1 E: 0 K: 1 S: 6	H: 1 LOB: 0 BB: 0 P: 6	R: 0 E: 0 K: 0 S: 4	H: 1 LOB: 1 BB: 0 P: 4	R: 0 E: 0 K: 0 S: 3	H: 0 LOB: 0 BB: 0 P: 3	R: 0 E: 0 K: 1 S: 5	H: 0 LOB: 0 BB: 0 P: 5	R: 0 E: 0 K: 0 S: 3	H: 0 LOB: 0 BB: 0 P: 3	R: 0 E: 0 K: 3 S: 9	H: 0 LOB: 0 BB: 0 P: 9	1B: 3 2B: 0 3B: 0 HR: 0	SF: 1 SAC: 1 DP: 0 HBP: 0	WP: 0 PB: 0 SB: 1 CS: 0	PA: 30			
PITCHER	IP WLS BF H R ER SO BB IBB HBP BLK WP HR S P ERA WHIP											PITCHER	IP WLS BF H R ER SO BB IBB HBP BLK WP HR S P ERA WHIP										
Craig Swan, R ERA: 2.25 (1, 1)	9.0 W 30 3 1 1 7 0 0 0 0 0 0 0 0 44 44 1.00 0.333																						

Batter	1	2	3	4	5	6	7	8	9	AB	R	H	RBI	BB	SO	LOB	TOP					
Lee Mazzilli, S OBP: 0.409, SLG: 0.333										5	1	2	0	0	1	1	<p>New York Mets @ Montreal Expos Olympic Stadium, Montreal, QB Sat May 10 1980, 3:33 AM EDT Att: 14,012 - Unknown</p> <p>AB 36 R 3 H 10 RBI 3 BB 2 SO 5 LOB 22</p> 					
Frank Taveras, R OBP: 0.261, SLG: 0.262										5	1	1	0	0	0	3						
Joel Youngblood, R OBP: 0.374, SLG: 0.462										4	1	2	2	0	0	0						
John Stearns, R OBP: 0.356, SLG: 0.441										3	0	2	0	1	0	0						
Jerry Morales, R OBP: 0.253, SLG: 0.247										3	0	0	0	0	1	3						
Mike Jorgensen, L OBP: 0.404, SLG: 0.348										1	0	0	0	0	1	2						
Jose Cardenal, R OBP: 0.304, SLG: 0.238										4	0	1	1	0	0	5						
Elliott Maddox, R OBP: 0.422, SLG: 0.309										3	0	0	0	1	1	4						
Doug Flynn, R OBP: 0.216, SLG: 0.224										4	0	0	0	0	0	4						
Mark Bomback, R OBP: 0.182, SLG: 0.200										1	0	0	0	0	1	0						
Dan Norman, R OBP: 0.197, SLG: 0.306										1	0	1	0	0	0	0						
Kevin Kobel, R OBP: 0.197, SLG: 0.306										0	0	0	0	0	0	0						
Alex Trevino, R OBP: 0.149, SLG: 0.458										1	0	0	0	0	0	0						
Tom Hausman, R OBP: 0.149, SLG: 0.458										0	0	0	0	0	0	0						
Jeff Reardon, R OBP: 0.149, SLG: 0.458										0	0	0	0	0	0	0						
Ron Hodges, L OBP: 0.149, SLG: 0.458										1	0	1	0	0	0	0						
Mario Ramirez, R OBP: 0.149, SLG: 0.458										0	0	0	0	0	0	0						
Inning Stats	R: 2 E: 0 K: 1 S: 8	H: 3 LOB: 3 BB: 2 P: 16	R: 0 E: 0 K: 2 S: 7	H: 0 LOB: 0 BB: 0 P: 7	R: 0 E: 1 K: 0 S: 5	H: 1 LOB: 2 BB: 0 P: 5	R: 0 E: 0 K: 0 S: 4	H: 1 LOB: 0 BB: 0 P: 4	R: 0 E: 0 K: 0 S: 3	H: 0 LOB: 0 BB: 0 P: 3	R: 0 E: 0 K: 0 S: 3	H: 1 LOB: 0 BB: 0 P: 3	R: 0 E: 0 K: 0 S: 3	H: 0 LOB: 0 BB: 0 P: 3	R: 1 E: 0 K: 2 S: 9	H: 2 LOB: 1 BB: 0 P: 9	R: 0 E: 0 K: 0 S: 4	H: 2 LOB: 2 BB: 0 P: 4	1B: 9 2B: 1 3B: 0 HR: 0	SF: 0 SAC: 0 DP: 2 HBP: 0	WP: 0 PB: 0 SB: 4 CS: 0	PA: 38
PITCHER	IP WLS BF H R ER SO BB IBB HBP BLK WP HR S P ERA WHIP	7.0 W 31 8 3 3 3 1 1 0 0 0 0 0 35 43 3.86 1.286	2.0 S 7 2 0 0 2 0 0 0 0 0 0 0 11 11 0.00 1.000																			

Batter	1	2	3	4	5	6	7	8	9	AB	R	H	RBI	BB	SO	LOB	BOTTOM				
Ron LeFlore, R OBP: 0.349, SLG: 0.388										5	1	1	1	0	1	5	<p>New York Mets @ Montreal Expos Olympic Stadium, Montreal, QB Sat May 10 1980, 3:33 AM EDT Att: 14,012 - Unknown</p> <p>AB 33 R 5 H 11 RBI 5 BB 3 SO 3 LOB 15</p> 				
Rodney Scott, S OBP: 0.303, SLG: 0.242										4	0	1	1	0	0	3					
Rowland Office, L OBP: 0.359, SLG: 0.387										3	0	0	0	1	1	0					
Ellis Valentine, R OBP: 0.301, SLG: 0.458										3	0	1	0	1	0	1					
Larry Parrish, R OBP: 0.298, SLG: 0.487										4	1	1	0	0	1	2					
Gary Carter, R OBP: 0.314, SLG: 0.417										3	2	2	2	1	0	1					
Warren Cromartie, L OBP: 0.314, SLG: 0.414										4	0	1	0	0	0	3					
Tony Benazard, S OBP: 0.366, SLG: 0.365										4	0	2	0	0	0	0					
Bill Lee, L OBP: 0.308, SLG: 0.308										3	1	2	0	0	0	0					
Elias Sosa, R OBP: 0.314, SLG: 0.414										0	0	0	1	0	0	0					
Inning Stats	R: 0 E: 0 K: 0 S: 3	H: 0 LOB: 1 BB: 1 P: 7	R: 1 E: 0 K: 1 S: 9	H: 4 LOB: 3 BB: 0 P: 9	R: 1 E: 0 K: 0 S: 5	H: 2 LOB: 1 BB: 0 P: 5	R: 2 E: 0 K: 1 S: 7	H: 3 LOB: 0 BB: 0 P: 7	R: 0 E: 0 K: 0 S: 4	H: 1 LOB: 1 BB: 0 P: 4	R: 0 E: 0 K: 0 S: 3	H: 0 LOB: 0 BB: 0 P: 3	R: 0 E: 0 K: 1 S: 5	H: 0 LOB: 1 BB: 1 P: 9	R: 1 E: 0 K: 0 S: 4	H: 1 LOB: 1 BB: 1 P: 8	1B: 7 2B: 2 3B: 1 HR: 1	SF: 0 SAC: 1 DP: 0 HBP: 0	WP: 0 PB: 0 SB: 0 CS: 1	PA: 37	
PITCHER	IP WLS BF H R ER SO BB IBB HBP BLK WP HR S P ERA WHIP	3.0 L 12 4 2 2 1 0 0 0 0 0 0 0 14 14 6.00 1.333	1.1 7 1 1 1 1 2 0 0 0 0 0 0 7 15 6.75 2.250	0.2 2 0 0 0 0 0 0 0 0 0 0 0 2 2 0.00 0.000																	

Batter	1	2	3	4	5	6	7	8	9	AB	R	H	RBI	BB	SO	LOB	TOP										
Ron LeFlore, R OBP: 0.342, SLG: 0.379 (1, 7)										5	0	1	0	0	1	2											
Rodney Scott, S OBP: 0.313, SLG: 0.246 (1, 6)										3	2	1	0	1	1	0											
Andre Dawson, R OBP: 0.344, SLG: 0.500 Rowland Office, L OBP: 0.350, SLG: 0.375 (5, 8)										2	1	1	1	1	0	1											
Ellis Valentine, R OBP: 0.299, SLG: 0.450 (1, 9)										4	0	1	0	0	0	2											
Larry Parrish, R OBP: 0.295, SLG: 0.488 (1, 5)										4	0	1	1	0	1	3											
Gary Carter, R OBP: 0.312, SLG: 0.404 (1, 2)										3	0	0	0	1	1	1											
Warren Cromartie, L OBP: 0.311, SLG: 0.465 (1, 3)										4	0	1	0	0	1	2											
Tony Bernazard, S OBP: 0.347, SLG: 0.343 (1, 4)										4	0	0	0	0	4	1											
David Palmer, R OBP: 0.400, SLG: 0.250 Woodie Fryman, R (8, 1)										3	0	1	0	0	0	0											
Inning Stats	R: 2 E: 1 K: 1 S: 7	H: 1 LOB: 2 BB: 2 P: 15	R: 0 E: 0 K: 1 S: 5	H: 1 LOB: 0 BB: 0 P: 5	R: 1 E: 0 K: 1 S: 7	H: 2 LOB: 1 BB: 0 P: 7	R: 0 E: 0 K: 1 S: 5	H: 0 LOB: 0 BB: 0 P: 5	R: 0 E: 0 K: 2 S: 6	H: 1 LOB: 2 BB: 1 P: 10	R: 0 E: 0 K: 2 S: 7	H: 0 LOB: 0 BB: 0 P: 7	R: 0 E: 0 K: 0 S: 3	H: 0 LOB: 0 BB: 0 P: 3	R: 0 E: 0 K: 2 S: 7	H: 0 LOB: 0 BB: 0 P: 7	1B: 5 2B: 2 3B: 0 HR: 0	SF: 0 SAC: 0 DP: 0 HBP: 0	WP: 1 PB: 0 SB: 2 CS: 0	PA: 38							
PITCHER	IP	WLS	BF	H	R	ER	SO	BB	IBB	HBP	BLK	WP	HR	S	P	ERA	WHIP										
Nolan Ryan, R ERA: 3.61 Joe Sambito, L ERA: 2.6 (9, 1)	8.0	L	34	7	3	1	9	3	0	0	0	1	0	49	61	1.12	1.250										

Montreal Expos @ Houston Astros
Astrodome, Houston, TX
Tue May 13 1980, 8:05 PM EDT
Att: 24,835 - Unknown

AB	34
R	3
H	7
RBI	2
BB	3
SO	11
LOB	12



Batter	1	2	3	4	5	6	7	8	9	AB	R	H	RBI	BB	SO	LOB	BOTTOM										
Terry Puhl, L OBP: 0.391, SLG: 0.500 (1, 8)										3	2	2	0	1	0	0											
Craig Reynolds, L OBP: 0.231, SLG: 0.265 (1, 6)										3	0	0	1	0	0	2											
Denny Walling, L OBP: 0.423, SLG: 0.365 (1, 3)										3	0	3	1	1	0	0											
Joe Morgan, L OBP: 0.356, SLG: 0.368 Joe Sambito, L (9, 1)										2	0	0	0	2	0	2											
Jose Cruz, L OBP: 0.386, SLG: 0.389 (1, 7)										4	0	0	0	0	0	6											
Enos Cabell, R OBP: 0.367, SLG: 0.413 (1, 5)										4	0	0	0	0	1	0											
Jeffrey Leonard, R OBP: 0.297, SLG: 0.319 (1, 9)										4	0	0	0	0	2	0											
Alan Ashby, S OBP: 0.338, SLG: 0.421 Art Howe, R OBP: 0.317, SLG: 0.368 (9, PH)										3	0	0	0	0	1	0											
Nolan Ryan, R OBP: 0.176, SLG: 0.267 Rafael Landestoy, S OBP: 0.251, SLG: 0.414 (9, 4)										3	0	0	0	0	0	0											
Inning Stats	R: 1 E: 0 K: 0 S: 4	H: 2 LOB: 1 BB: 1 P: 8	R: 0 E: 0 K: 3 S: 9	H: 0 LOB: 0 BB: 0 P: 9	R: 0 E: 0 K: 0 S: 3	H: 0 LOB: 3 BB: 3 P: 15	R: 0 E: 0 K: 0 S: 3	H: 0 LOB: 0 BB: 0 P: 3	R: 1 E: 0 K: 0 S: 5	H: 2 LOB: 1 BB: 0 P: 5	R: 0 E: 0 K: 0 S: 3	H: 0 LOB: 0 BB: 0 P: 3	R: 0 E: 0 K: 0 S: 4	H: 1 LOB: 1 BB: 0 P: 4	R: 0 E: 0 K: 2 S: 7	H: 0 LOB: 0 BB: 0 P: 7	1B: 4 2B: 1 3B: 0 HR: 0	SF: 1 SAC: 0 DP: 1 HBP: 0	WP: 0 PB: 1 SB: 2 CS: 0	PA: 35							
PITCHER	IP	WLS	BF	H	R	ER	SO	BB	IBB	HBP	BLK	WP	HR	S	P	ERA	WHIP										
David Palmer, R ERA: 1.88 Woodie Fryman, L ERA: 0.64 (8, 1)	7.1	W	30	5	2	2	3	4	0	0	0	0	0	9	48	0.00	0.000										

Montreal Expos @ Houston Astros
Astrodome, Houston, TX
Tue May 13 1980, 8:05 PM EDT
Att: 24,835 - Unknown

AB	30
R	2
H	5
RBI	2
BB	4
SO	5
LOB	10



Batter	1	2	3	4	5	6	7	8	9	AB	R	H	RBI	BB	SO	LOB	TOP								
Jerry White, S OBP: 0.346, SLG: 0.348 (1, 7)	0-0 3-1		0-0 F7		0-0 F9			0-0 CS 1B		4	0	1	0	0	0	1									
Rodney Scott, S OBP: 0.298, SLG: 0.233 (1, 6)	0-0 6-3			0-0 4-3		0-0 F7		0-0 CS 1-2	0-0 F7	4	0	0	0	0	0	0									
Andre Dawson, R OBP: 0.351, SLG: 0.500 Rowland Office, L OBP: 0.350, SLG: 0.375 (1, 8) (9, 8)	0-0 2B 1B			0-0 1-3 1B		0-3 K		0-3 K	0-3 K	4	0	2	0	0	2	0									
Ellis Valentine, R OBP: 0.306, SLG: 0.471 (1, 9)	0-0 1-H 2B			0-0 1-3		0-3 K			0-0 2B	4	0	2	0	0	1	1									
Larry Parrish, R OBP: 0.293, SLG: 0.471 (1, 5)		0-0 F3		0-0 F2				0-0 5-3	4-0 BB	3	0	0	0	1	0	1									
Gary Carter, R OBP: 0.319, SLG: 0.402 (1, 2)		0-0 G6-4-3 1B			4-0 2B BB		0-3 K2-3		0-0 F8	3	1	1	0	1	1	2									
Warren Cromartie, L OBP: 0.303, SLG: 0.452 (1, 3)	0-0 G6-4-3 1-2			0-0 6-3 1-2		0-0 G1				3	0	0	0	0	0	2									
Tony Bernazard, S OBP: 0.346, SLG: 0.357 (1, 4)			0-0 F9		0-0 1-3 2H 2B			0-0 4-3		3	0	1	1	0	0	0									
Scott Sanderson, R OBP: 0.222, SLG: 0.250 Woodie Fryman, R (6, 1) (1, 1)			0-3 K		0-0 1-3 2-3			0-0 1-3		2	0	0	0	0	1	1									
Inning Stats	R: 0 E: 0 K: 0 S: 4	H: 2 LOB: 2 BB: 0 P: 4	R: 0 E: 0 K: 0 S: 3	H: 1 LOB: 0 BB: 0 P: 3	R: 0 E: 0 K: 1 S: 5	H: 0 LOB: 0 BB: 0 P: 5	R: 0 E: 0 K: 0 S: 4	H: 1 LOB: 1 BB: 0 P: 4	R: 1 E: 0 K: 0 S: 4	H: 1 LOB: 1 BB: 1 P: 8	R: 0 E: 0 K: 2 S: 7	H: 0 LOB: 0 BB: 0 P: 7	R: 0 E: 0 K: 1 S: 5	H: 0 LOB: 0 BB: 0 P: 5	R: 0 E: 0 K: 0 S: 3	H: 1 LOB: 0 BB: 0 P: 3	R: 0 E: 0 K: 1 S: 6	H: 1 LOB: 2 BB: 1 P: 10	1B: 4 2B: 3 3B: 0 HR: 0	SF: 0 SAC: 0 DP: 1 HBP: 0	WP: 0 PB: 0 SB: 0 CS: 1	PA: 34			
PITCHER	IP WLS BF H R ER SO BB IBB HBP BLK WP HR S P ERA WHIP	8.0 L 28 6 1 1 4 1 0 0 0 0 0 35 39 1.12 0.875	1.0 S 5 1 0 0 1 1 0 0 0 0 0 6 10 0.00 2.000																						

Montreal Expos @ Houston Astros
Astrodome, Houston, TX
Wed May 14 1980, 8:05 PM EDT
Att: 20,636 - Unknown

AB	31
R	1
H	7
RBI	1
BB	2
SO	5
LOB	8



Batter	1	2	3	4	5	6	7	8	9	AB	R	H	RBI	BB	SO	LOB	BOTTOM							
Terry Puhl, L OBP: 0.396, SLG: 0.494 (1, 8)	0-3 K		4-0 BB		0-0 1-2 1B		0-0 F7			3	0	1	0	1	1	0								
Craig Reynolds, L OBP: 0.224, SLG: 0.257 Rafael Landestoy, S OBP: 0.273, SLG: 0.400 (1, 6) (8, PH) (9, 6)	0-0 F4		0-0 F5		0-0 F9			0-0 4-3		3	0	0	0	0	0	4								
Denny Walling, L OBP: 0.415, SLG: 0.358 (1, 3)	0-0 1B		0-3 K		0-0 F7			0-3 K		4	0	1	0	0	2	4								
Joe Morgan, L OBP: 0.352, SLG: 0.357 (1, 4)	0-0 F3			0-0 G3		4-0 BB		0-3 K		3	0	0	0	1	1	1								
Jose Cruz, L OBP: 0.382, SLG: 0.384 (1, 7)		0-0 4-3		0-0 4-3 S 1B		0-0 G3 1-2		0-3 K		4	0	1	0	0	1	1								
Enos Cabell, R OBP: 0.355, SLG: 0.398 (1, 5)		0-0 5-3		0-0 4-3 1-3		0-0 5-3		0-3 K		4	0	0	0	0	1	2								
Jeffrey Leonard, R OBP: 0.282, SLG: 0.301 (1, 9)		0-3 K		0-3 K		0-0 G3		0-0 4-3		4	0	0	0	0	2	2								
Alan Ashby, S OBP: 0.343, SLG: 0.414 Luis Pujols, R OBP: 0.204, SLG: 0.216 (1, 2) (7, PH) (8, 2)			4-0 SH2-4 BB		0-0 F7		0-0 6-3			1	0	0	0	1	0	0								
Ken Forsch, R OBP: 0.316, SLG: 0.368 Frank LaCorte, R OBP: 0.500, SLG: 0.500 (1, 1) (9, 1)			0-0 SH2-4 1-2		0-0 1B		0-3 K			2	0	1	0	0	1	0								
Inning Stats	R: 0 E: 0 K: 1 S: 6	H: 1 LOB: 1 BB: 0 P: 6	R: 0 E: 0 K: 1 S: 5	H: 0 LOB: 0 BB: 0 P: 5	R: 0 E: 0 K: 1 S: 6	H: 1 LOB: 1 BB: 0 P: 6	R: 0 E: 0 K: 0 S: 5	H: 2 LOB: 2 BB: 0 P: 5	R: 0 E: 0 K: 0 S: 3	H: 0 LOB: 1 BB: 1 P: 7	R: 0 E: 0 K: 1 S: 5	H: 0 LOB: 0 BB: 0 P: 5	R: 0 E: 0 K: 2 S: 7	H: 0 LOB: 0 BB: 0 P: 7	R: 0 E: 0 K: 2 S: 7	H: 0 LOB: 0 BB: 0 P: 7	1B: 4 2B: 0 3B: 0 HR: 0	SF: 0 SAC: 1 DP: 0 HBP: 0	WP: 0 PB: 0 SB: 1 CS: 0	PA: 34				
PITCHER	IP WLS BF H R ER SO BB IBB HBP BLK WP HR S P ERA WHIP	5.0 W 22 4 0 0 4 3 0 0 0 0 0 27 39 0.00 1.400	4.0 S 12 0 0 0 5 0 0 0 0 0 0 22 22 0.00 0.000																					

Montreal Expos @ Houston Astros
Astrodome, Houston, TX
Wed May 14 1980, 8:05 PM EDT
Att: 20,636 - Unknown

AB	30
R	0
H	4
RBI	0
BB	3
SO	9
LOB	14



Batter	1	2	3	4	5	6	7	8	9	AB	R	H	RBI	BB	SO	LOB	TOP					
Dave Collins, S (1, 8) OBP: 0.373, SLG: 0.433 Cesar Geronimo, L (8, 8) OBP: 0.300, SLG: 0.357	0-3 K ①		0-0 3-1 ②			0-0 1B 1B ①	4-0 IBB			3	1	1	0	1	1	0	Cincinnati Reds @ Montreal Expos Olympic Stadium, Montreal, QB Fri May 16 1980, 3:33 AM EDT Att: 14,457 - Unknown					
Ken Griffey, L (1, 9) OBP: 0.397, SLG: 0.446	0-0 4-3 ②		0-3 K ③			0-0 F8 ①	0-0 4-3 ③			4	0	0	0	0	1	4						
Dave Concepcion, R (1, 6) OBP: 0.267, SLG: 0.353	0-3 K ③			0-3 K ①		0-0 1B ①		0-0 F3 ①		4	0	1	1	0	2	0						
George Foster, R (1, 7) OBP: 0.364, SLG: 0.427		0-0 5-3 ①		0-3 K ②		0-0 1B ①		0-3 K ②		4	0	1	0	0	2	0						
Dan Driessen, L (1, 3) OBP: 0.352, SLG: 0.373		0-0 L8 ②		0-0 6-3 ③		0-0 G4-6-3 ②		0-0 CS ①		4	0	1	0	0	0	2						
Ray Knight, R (1, 5) OBP: 0.323, SLG: 0.492		0-0 1B ①				0-0 F9 ①		0-0 CS ①	0-3 K ①	4	0	1	0	0	1	0						
Junior Kennedy, R (1, 4) OBP: 0.374, SLG: 0.404		0-0 1B ①				0-0 FC4-6 ②		0-0 SH1-4 ①	0-0 1B ②	4	0	4	0	0	0	0						
Don Werner, R (1, 2) OBP: 0.211, SLG: 0.121 Harry Spillman, L (9, PH) OBP: 0.324, SLG: 0.531		0-3 K ③				0-0 FC4-6 ②		0-0 FC5-2-5 ①	0-0 P3 ②	3	0	0	0	0	1	5						
Tom Seaver, R (1, 1) OBP: 0.267, SLG: 0.167 Rick Auerbach, R (9, PH) OBP: 0.364, SLG: 0.125			0-0 6-3 ①			0-3 K ③		0-0 SH1-4 ②	0-0 P3 ③	2	0	0	0	0	1	1						
Inning Stats	R: 0 E: 0 K: 2 S: 7	H: 0 LOB: 0 BB: 0 P: 7	R: 0 E: 0 K: 1 S: 7	H: 2 LOB: 2 BB: 0 P: 7	R: 0 E: 0 K: 1 S: 5	H: 0 LOB: 0 BB: 0 P: 5	R: 0 E: 0 K: 2 S: 7	H: 0 LOB: 0 BB: 0 P: 7	R: 0 E: 0 K: 1 S: 6	H: 1 LOB: 1 BB: 0 P: 6	R: 1 E: 0 K: 0 S: 5	H: 3 LOB: 1 BB: 0 P: 5	R: 0 E: 0 K: 0 S: 5	H: 1 LOB: 0 BB: 0 P: 9	R: 0 E: 0 K: 1 S: 5	H: 1 LOB: 0 BB: 0 P: 5		R: 0 E: 0 K: 1 S: 6	H: 1 LOB: 1 BB: 0 P: 6	1B: 9 2B: 0 3B: 0 HR: 0	SF: 0 SAC: 1 DP: 1 HBP: 0	WP: 0 PB: 0 SB: 1 CS: 1
PITCHER	IP WLS BF H R ER SO BB IBB HBP BLK WP HR S P ERA WHIP																					
Steve Rogers, R (1, 1) ERA: 3.47	8.0 W 32 8 1 1 8 0 1 0 0 0 0 0 4 4 1.12 1.000																					
Elias Sosa, R (9, 1) ERA: 2.35	0.1 2 1 0 0 1 0 0 0 0 0 0 0 4 4 0.00 3.000																					
Woodie Fryman, L (9, 1) ERA: 0.59	0.2 S 2 0 0 0 0 0 0 0 0 0 0 0 2 2 0.00 0.000																					

AB	34
R	1
H	9
RBI	1
BB	1
SO	9
LOB	14



Batter	1	2	3	4	5	6	7	8	9	AB	R	H	RBI	BB	SO	LOB	BOTTOM					
Jerry White, S (1, 7) OBP: 0.367, SLG: 0.320	0-0 F8 ①			0-0 G3 ①			4-0 1B S BB	1-0 HBP		2	0	0	0	1	0	0	Cincinnati Reds @ Montreal Expos Olympic Stadium, Montreal, QB Fri May 16 1980, 3:33 AM EDT Att: 14,457 - Unknown					
Rodney Scott, S (1, 6) OBP: 0.284, SLG: 0.221	0-0 F7 ②			0-0 L4 ②			0-0 B5 ①	0-0 1-3 ③		4	0	0	0	0	0	2						
Andre Dawson, R (1, 8) OBP: 0.340, SLG: 0.482 Rowland Office, L (9, 8) OBP: 0.350, SLG: 0.375	0-0 1-3 ③			0-3 K ③			0-0 P4 ②			3	0	0	0	0	1	1						
Ellis Valentine, R (1, 9) OBP: 0.316, SLG: 0.472		0-3 K ①			4-0 G5-4-3 BB		0-0 FC4-6 ②			2	0	1	0	1	1	0						
Larry Parrish, R (1, 5) OBP: 0.284, SLG: 0.455		0-3 K ②			0-0 G5-4-3 ①		0-0 FC4-6 ③			3	0	0	0	0	1	3						
Gary Carter, R (1, 2) OBP: 0.319, SLG: 0.400		0-0 F8 ③			0-0 F8 ③		0-0 2B 1B			3	1	1	0	0	0	0						
Warren Cromartie, L (1, 3) OBP: 0.304, SLG: 0.456			0-0 4-3 ①			0-3 K ①		0-0 SF8 2B		3	1	1	1	0	1	0						
Tony Benazard, S (1, 4) OBP: 0.333, SLG: 0.342			0-0 L8 ②			0-3 K ②		0-3 K ①		3	0	0	0	0	2	1						
Steve Rogers, R (1, 1) OBP: 0.294, SLG: 0.143 Tom Hutton, L (8, PH) OBP: 0.083, SLG: 0.091 Elias Sosa, R (9, 1) Woodie Fryman, R (9, 1)			0-0 5-3 ③			0-0 G3 ③		0-0 SF8 ②		2	0	0	0	0	0	0						
Inning Stats	R: 0 E: 0 K: 0 S: 3	H: 0 LOB: 0 BB: 0 P: 3	R: 0 E: 0 K: 2 S: 7	H: 0 LOB: 0 BB: 0 P: 7	R: 0 E: 0 K: 0 S: 3	H: 0 LOB: 0 BB: 0 P: 3	R: 0 E: 0 K: 1 S: 5	H: 0 LOB: 0 BB: 0 P: 5	R: 0 E: 0 K: 0 S: 2	H: 0 LOB: 0 BB: 1 P: 6	R: 0 E: 0 K: 2 S: 7	H: 0 LOB: 0 BB: 0 P: 7	R: 0 E: 0 K: 0 S: 4	H: 1 LOB: 2 BB: 1 P: 8	R: 2 E: 0 K: 1 S: 7	H: 2 LOB: 1 BB: 0 P: 8		R: 0 E: 0 K: 0 S: 3	H: 0 LOB: 0 BB: 0 P: 8	1B: 2 2B: 1 3B: 0 HR: 0	SF: 1 SAC: 0 DP: 1 HBP: 1	WP: 0 PB: 0 SB: 1 CS: 0
PITCHER	IP WLS BF H R ER SO BB IBB HBP BLK WP HR S P ERA WHIP																					
Tom Seaver, R (1, 1) ERA: 3.4	8.0 L 29 3 2 2 6 2 0 1 0 0 0 0 38 47 2.25 0.625																					

AB	25
R	2
H	3
RBI	2
BB	2
SO	6
LOB	7



Batter	1	2	3	4	5	6	7	8	9	AB	R	H	RBI	BB	SO	LOB	TOP				
Dave Collins, S OBP: 0.364, SLG: 0.422	6-3	6-3			G3	6-3		CS 1B		5	0	1	2	0	0	4					
Ken Griffey, L OBP: 0.397, SLG: 0.440	G1-6-3 HBP		G3				F7	CS	G3	4	0	1	0	0	0	0					
Dave Concepcion, R OBP: 0.265, SLG: 0.348	G1-6-3 1-2		L9		F8		G3		FC4-6 1B	5	0	1	0	0	0	2					
George Foster, R OBP: 0.355, SLG: 0.413		1B 1B	K		6-3		6-3		FC4-6 1B	5	1	1	0	0	1	2					
Ray Knight, R OBP: 0.333, SLG: 0.500		1B 1B 1-2		G3 SF8 2B		HBP 1B BB		K	4-3	4	3	2	0	1	1	1					
Dan Driessen, L OBP: 0.385, SLG: 0.375		FC2-5 1B 1-3 2-H		G3		1B HBP		E BB 1B BB		2	1	1	1	1	0	1					
Junior Kennedy, R OBP: 0.363, SLG: 0.393		P9		SF8		K		F8		3	0	0	1	0	1	5					
Don Werner, R OBP: 0.286, SLG: 0.194		FC2-5 1B 1-2 3-H						E 1B BB		3	1	3	2	1	0	0					
Michael LaCoss, R OBP: 0.167, SLG: 0.222		FC2-5		K		6-3		E1 1B		3	0	0	0	0	1	5					
Tom Hume, R OBP: 0.194, SLG: 0.267										0	0	0	0	0	0	0					
Dave Tomlin, L OBP: 0.194, SLG: 0.267										0	0	0	0	0	0	0					
Hector Cruz, R OBP: 0.194, SLG: 0.267										1	0	0	0	0	0	2					
Doug Bair, R OBP: 0.194, SLG: 0.267										0	0	0	0	0	0	0					
Inning Stats	R: 0 E: 0 K: 0 S: 2	H: 0 LOB: 0 BB: 0 P: 3	R: 2 E: 0 K: 0 S: 7	H: 4 LOB: 2 BB: 0 P: 7	R: 0 E: 0 K: 1 S: 5	H: 0 LOB: 0 BB: 0 P: 5	R: 1 E: 0 K: 1 S: 7	H: 2 LOB: 1 BB: 0 P: 7	R: 0 E: 0 K: 0 S: 4	H: 1 LOB: 1 BB: 1 P: 11	R: 0 E: 0 K: 0 S: 3	H: 0 LOB: 0 BB: 0 P: 3	R: 2 E: 1 K: 1 S: 6	H: 1 LOB: 1 BB: 2 P: 14	R: 0 E: 0 K: 0 S: 4	H: 1 LOB: 1 BB: 0 P: 4	1B: 9 2B: 1 3B: 0 HR: 0	SF: 1 SAC: 0 DP: 1 HBP: 2	WP: 0 PB: 0 SB: 0 CS: 1	PA: 42	
PITCHER	IP WLS BF H R ER SO BB IBB HBP BLK WP HR S P ERA WHIP	IP WLS BF H R ER SO BB IBB HBP BLK WP HR S P ERA WHIP	IP WLS BF H R ER SO BB IBB HBP BLK WP HR S P ERA WHIP	IP WLS BF H R ER SO BB IBB HBP BLK WP HR S P ERA WHIP	IP WLS BF H R ER SO BB IBB HBP BLK WP HR S P ERA WHIP	IP WLS BF H R ER SO BB IBB HBP BLK WP HR S P ERA WHIP	IP WLS BF H R ER SO BB IBB HBP BLK WP HR S P ERA WHIP	IP WLS BF H R ER SO BB IBB HBP BLK WP HR S P ERA WHIP	IP WLS BF H R ER SO BB IBB HBP BLK WP HR S P ERA WHIP	IP WLS BF H R ER SO BB IBB HBP BLK WP HR S P ERA WHIP	IP WLS BF H R ER SO BB IBB HBP BLK WP HR S P ERA WHIP	IP WLS BF H R ER SO BB IBB HBP BLK WP HR S P ERA WHIP	IP WLS BF H R ER SO BB IBB HBP BLK WP HR S P ERA WHIP	IP WLS BF H R ER SO BB IBB HBP BLK WP HR S P ERA WHIP	IP WLS BF H R ER SO BB IBB HBP BLK WP HR S P ERA WHIP	IP WLS BF H R ER SO BB IBB HBP BLK WP HR S P ERA WHIP	IP WLS BF H R ER SO BB IBB HBP BLK WP HR S P ERA WHIP	IP WLS BF H R ER SO BB IBB HBP BLK WP HR S P ERA WHIP	IP WLS BF H R ER SO BB IBB HBP BLK WP HR S P ERA WHIP	IP WLS BF H R ER SO BB IBB HBP BLK WP HR S P ERA WHIP	IP WLS BF H R ER SO BB IBB HBP BLK WP HR S P ERA WHIP
Bill Lee, L ERA: 5.66	5.1	26	8	4	4	3	1	0	0	0	0	0	0	0	0	0	6.75	1.688			
Stan Bahnsen, R ERA: 0.89	1.2	5	0	0	0	0	0	0	0	0	0	0	0	0	0	0	0.00	0.000			
Fred Norman, L ERA: 5.89	0.2	5	0	2	0	1	2	0	0	0	0	0	0	0	0	0	0.00	3.000			
Elias Sosa, R ERA: 2.16	1.1	5	2	0	0	0	0	0	0	0	0	0	0	0	0	0	0.00	1.500			

Cincinnati Reds @ Montreal Expos
Olympic Stadium, Montreal, QB
Sat May 17 1980, 3:33 AM EDT
Att: 22,702 - Unknown

AB	35
R	6
H	10
RBI	6
BB	3
SO	4
LOB	22



Batter	1	2	3	4	5	6	7	8	9	AB	R	H	RBI	BB	SO	LOB	BOTTOM			
Ron LeFlore, R OBP: 0.353, SLG: 0.383	1B 4-3 6-3 BB		E1 FC1-5		G6-4-3 1B		E 1B	F9		4	2	2	0	1	0	1				
Jerry White, S OBP: 0.367, SLG: 0.320										0	0	0	0	0	0	0				
Rodney Scott, S OBP: 0.275, SLG: 0.213	4-3		FC1-5		F7		E 2B BB	5-3		3	0	0	0	0	0	4				
Rowland Office, L OBP: 0.357, SLG: 0.364										1	1	0	0	1	0	0				
Andre Dawson, R OBP: 0.471			F8		G6-4-3		E5 2B	BB 1B WP BB		4	1	1	1	0	0	4				
Chris Speier, R OBP: 0.250, SLG: 0.333										0	1	0	0	1	0	0				
Ellis Valentine, R OBP: 0.319, SLG: 0.473	6-3		F2				P3 1B 2B	BB 1B HBP		4	2	1	3	0	0	3				
Larry Parrish, R OBP: 0.300, SLG: 0.462	5-3				F8		1B 1B IBB	1B BB		3	1	1	0	2	0	1				
Gary Carter, R OBP: 0.322, SLG: 0.400		K		K		5-3	F9 1B	1B 1B		5	0	2	3	0	2	1				
Warren Cromartie, L OBP: 0.339, SLG: 0.454		F7						4-3		5	0	2	1	0	0	3				
Tony Benazard, S OBP: 0.329, SLG: 0.329		6-3					F7			3	0	0	0	1	0	2				
Bill Lee, L OBP: 0.333, SLG: 0.333										2	0	1	0	0	0	2				
Stan Bahnsen, R ERA: 4.89	0.0	L	4	2	2	1	0	0	0	0	0	0	0	0	0	0				
Tom Hume, R ERA: 2.73	0.2	3	1	1	1	1	0	0	0	0	0	0	0	0	0	0				
Dave Tomlin, L ERA: 6.3	1.0	7	1	2	2	0	2	0	1	0	4	13	18.00	3.000						
Doug Bair, R ERA: 3.0																				
Inning Stats	R: 1 E: 0 K: 0 S: 4	H: 1 LOB: 1 BB: 1 P: 8	R: 0 E: 0 K: 1 S: 5	H: 0 LOB: 0 BB: 0 P: 5	R: 0 E: 1 K: 0 S: 5	H: 1 LOB: 2 BB: 0 P: 5	R: 0 E: 0 K: 1 S: 6	H: 1 LOB: 2 BB: 1 P: 10	R: 0 E: 0 K: 0 S: 3	H: 1 LOB: 0 BB: 0 P: 3	R: 0 E: 0 K: 0 S: 4	H: 1 LOB: 1 BB: 0 P: 4	R: 6 E: 1 K: 1 S: 10	H: 4 LOB: 2 BB: 3 P: 22	R: 2 E: 0 K: 0 S: 4	H: 1 LOB: 2 BB: 2 P: 13	1B: 7 2B: 3 3B: 0 HR: 0	SF: 0 SAC: 0 DP: 1 HBP: 1	WP: 1 PB: 0 SB: 0 CS: 0	PA: 43
PITCHER	IP WLS BF H R ER SO BB IBB HBP BLK WP HR S P ERA WHIP	IP WLS BF H R ER SO BB IBB HBP BLK WP HR S P ERA WHIP	IP WLS BF H R ER SO BB IBB HBP BLK WP HR S P ERA WHIP	IP WLS BF H R ER SO BB IBB HBP BLK WP HR S P ERA WHIP	IP WLS BF H R ER SO BB IBB HBP BLK WP HR S P ERA WHIP	IP WLS BF H R ER SO BB IBB HBP BLK WP HR S P ERA WHIP	IP WLS BF H R ER SO BB IBB HBP BLK WP HR S P ERA WHIP	IP WLS BF H R ER SO BB IBB HBP BLK WP HR S P ERA WHIP	IP WLS BF H R ER SO BB IBB HBP BLK WP HR S P ERA WHIP	IP WLS BF H R ER SO BB IBB HBP BLK WP HR S P ERA WHIP	IP WLS BF H R ER SO BB IBB HBP BLK WP HR S P ERA WHIP	IP WLS BF H R ER SO BB IBB HBP BLK WP HR S P ERA WHIP	IP WLS BF H R ER SO BB IBB HBP BLK WP HR S P ERA WHIP	IP WLS BF H R ER SO BB IBB HBP BLK WP HR S P ERA WHIP	IP WLS BF H R ER SO BB IBB HBP BLK WP HR S P ERA WHIP	IP WLS BF H R ER SO BB IBB HBP BLK WP HR S P ERA WHIP	IP WLS BF H R ER SO BB IBB HBP BLK WP HR S P ERA WHIP	IP WLS BF H R ER SO BB IBB HBP BLK WP HR S P ERA WHIP	IP WLS BF H R ER SO BB IBB HBP BLK WP HR S P ERA WHIP	IP WLS BF H R ER SO BB IBB HBP BLK WP HR S P ERA WHIP

Cincinnati Reds @ Montreal Expos
Olympic Stadium, Montreal, QB
Sat May 17 1980, 3:33 AM EDT
Att: 22,702 - Unknown


AB	35
R	9
H	10
RBI	8
BB	7
SO	3
LOB	23



Batter	1	2	3	4	5	6	7	8	9	AB	R	H	RBI	BB	SO	LOB	TOP										
Jerry Royster, R OBP: 0.319, SLG: 0.302 (1, 4)	1-3			P3		G6-4-3 1B		4-3	E4 F9 1B 1-H	5	0	1	0	0	0	0											
Larvell Blanks, R OBP: 0.240, SLG: 0.289 (1, 5)	K			F9		F8			BB	4	1	1	0	1	1	1											
Gary Matthews, R OBP: 0.321, SLG: 0.329 (1, 9)	F8			BB		G6-4-3 1-2f			BB	4	1	1	0	1	0	3											
Chris Chambliss, L OBP: 0.338, SLG: 0.480 (1, 3)		G4-6-3 BB		G3					BB	4	1	1	2	1	1	3											
Brian Assestine, L OBP: 0.286, SLG: 0.348 (1, 7)	G4-6-3 1-2f				5-3				BB	4	1	1	1	0	1	1											
Dale Murphy, R OBP: 0.346, SLG: 0.478 (1, 8)	K			FC6-4 1B					BB	4	1	2	0	0	2	0											
Bruce Benedict, R OBP: 0.317, SLG: 0.328 (1, 2)				K		FC6-4 1B		1B G6-3 2B	5-3	4	1	2	1	0	1	1											
Luis Gomez, R OBP: 0.247, SLG: 0.176 Chico Ruiz, R OBP: 0.364, SLG: 0.636 (1, 6) (7, 6)						FC6-4			BB	1	0	0	0	0	0	2											
Larry McWilliams, L Tommy Egan, R Mike Lundy, L Preston Hanna, R Larry Bradford, R Joe Nolan, L Al Hrabosky, L Charlie Spikes, R (1, 1) (2, 1) (5, PH) (5, 1) (6, 1) (6, PH) (8, 1) (9, PH)				G6-3		P4		G6-3 1-2f 3-H	BB	0	0	0	0	0	0	0											
Inning Stats	R: 0 E: 0 K: 1 S: 5	H: 0 LOB: 0 BB: 0 P: 5	R: 0 E: 0 K: 1 S: 4	H: 0 LOB: 0 BB: 1 P: 8	R: 0 E: 0 K: 1 S: 4	H: 0 LOB: 0 BB: 0 P: 5	R: 0 E: 0 K: 0 S: 3	H: 2 LOB: 1 BB: 0 P: 7	R: 0 E: 0 K: 0 S: 3	H: 1 LOB: 0 BB: 0 P: 3	R: 0 E: 0 K: 3 S: 9	H: 0 LOB: 0 BB: 0 P: 9	R: 1 E: 0 K: 0 S: 4	H: 2 LOB: 0 BB: 0 P: 4	R: 7 E: 1 K: 0 S: 11	H: 7 LOB: 2 BB: 1 P: 15	1B: 7 2B: 4 3B: 0 HR: 0	SF: 0 SAC: 0 DP: 4 HBP: 1	WP: 0 PB: 1 SB: 0 CS: 0	PA: 40							
PITCHER	IP	WLS	BF	H	R	ER	SO	BB	IBB	HBP	BLK	WP	HR	S	P	ERA	WHIP										
David Palmer, R ERA: 1.72 Fred Norman, L ERA: 8.69 Stan Bahnsen, R ERA: 0.87 Woodie Fryman, L ERA: 0.57 (1, 1) (9, 1) (9, 1) (9, 1)	8.0	W	28	5	1	1	6	2	0	1	0	0	0	37	46	1.12	0.875										

Atlanta Braves @ Montreal Expos
Olympic Stadium, Montreal, QB
Mon May 19 1980, 3:33 AM EDT
Att: 20,656 - Unknown

AB 36
R 8
H 12
RBI 6
BB 3
SO 6
LOB 15



Batter	1	2	3	4	5	6	7	8	9	AB	R	H	RBI	BB	SO	LOB	BOTTOM										
Ron LeFlore, R OBP: 0.339, SLG: 0.366 Fred Norman, S Stan Bahnsen, R Woodie Fryman, R (1, 7) (9, 1) (9, 1) (9, 1)	6-3	F9			F9	6-3		K		5	0	0	0	0	1	1											
Rodney Scott, S OBP: 0.298, SLG: 0.222 Chris Speier, R OBP: 0.261, SLG: 0.341 (1, 6) (6, 6)	S E BB				WP 1B BB			P4		1	2	1	1	2	0	0											
Andre Dawson, R OBP: 0.346, SLG: 0.478 Rowland Office, L OBP: 0.364, SLG: 0.353 (1, 8) (6, 8)	S 1B	G3			5-3 1B	K			BB	3	2	2	1	0	0	1											
Ellis Valentine, R OBP: 0.306, SLG: 0.452 (1, 9)	F8				5-3	K		F8		5	0	0	0	0	1	3											
Larry Parrish, R OBP: 0.311, SLG: 0.500 Ken Macha, R OBP: 0.500, SLG: 0.680 (1, 5) (6, 5)	HR				HR 1B			FC4-6 1B		3	2	2	2	0	0	0											
Gary Carter, R OBP: 0.323, SLG: 0.425 John Tamargo, S OBP: 0.222, SLG: 0.125 (1, 2) (7, 2)	F8				HR	FC4-6 1-2f				3	1	1	2	0	0	0											
Warren Cromartie, L OBP: 0.377, SLG: 0.460 Tom Hutton, L OBP: 0.133, SLG: 0.077 (1, 3) (6, 3)		1B 4-3 HBP			3-1	E BB		F3		1	2	0	0	1	0	0											
Tony Bernazard, S OBP: 0.341, SLG: 0.354 Bill Almon, R OBP: 0.200, SLG: 0.250 (1, 4) (6, PR) (6, 4)	F9 1B 4-3				4-3	E8 2B		K		3	1	2	1	0	0	0											
David Palmer, R OBP: 0.308, SLG: 0.182 Jerry White, S OBP: 0.387, SLG: 0.462 (1, 1) (8, PH) (9, 7)	4-3				4-3	K		HR		3	0	0	1	0	1	2											
Inning Stats	R: 3 E: 0 K: 0 S: 5	H: 2 LOB: 1 BB: 1 P: 9	R: 2 E: 0 K: 0 S: 5	H: 2 LOB: 0 BB: 0 P: 6	R: 0 E: 0 K: 0 S: 3	H: 0 LOB: 0 BB: 0 P: 3	R: 0 E: 0 K: 0 S: 3	H: 0 LOB: 0 BB: 0 P: 3	R: 5 E: 1 K: 1 S: 9	H: 4 LOB: 1 BB: 2 P: 17	R: 0 E: 0 K: 2 S: 8	H: 1 LOB: 1 BB: 0 P: 8	R: 0 E: 0 K: 1 S: 6	H: 1 LOB: 1 BB: 1 P: 6	R: 1 E: 0 K: 1 S: 6	H: 1 LOB: 1 BB: 1 P: 10	1B: 7 2B: 1 3B: 0 HR: 3	SF: 0 SAC: 0 DP: 0 HBP: 1	WP: 1 PB: 0 SB: 3 CS: 0	PA: 40							
PITCHER	IP	WLS	BF	H	R	ER	SO	BB	IBB	HBP	BLK	WP	HR	S	P	ERA	WHIP										
Larry McWilliams, L ERA: 7.94 Tommy Boggs, R ERA: 4.4 Preston Hanna, R ERA: 8.31 Larry Bradford, L ERA: 1.1 Al Hrabosky, L ERA: 4.7 (1, 1) (2, 1) (5, 1) (6, 1) (8, 1)	1.2	L	11	4	5	5	0	1	0	1	0	0	0	7	14	27.00	3.000										

Atlanta Braves @ Montreal Expos
Olympic Stadium, Montreal, QB
Mon May 19 1980, 3:33 AM EDT
Att: 20,656 - Unknown

AB 35
R 11
H 11
RBI 9
BB 4
SO 5
LOB 11



Batter	1	2	3	4	5	6	7	8	9	AB	R	H	RBI	BB	SO	LOB	TOP		
Jerry Royster, R OBP: 0.311, SLG: 0.292 (1, 4)										4	0	0	0	0	2	2			
Larvell Blanks, R OBP: 0.240, SLG: 0.287 (1, 6)										4	0	1	0	0	0	1			
Gary Matthews, R OBP: 0.305, SLG: 0.311 (1, 9)										4	0	0	0	0	1	1			
Chris Chambliss, L OBP: 0.343, SLG: 0.476 (1, 3)										3	0	1	0	1	2	0			
Brian Asselstine, L OBP: 0.284, SLG: 0.354 (1, 7)										4	0	1	0	0	1	3			
Dale Murphy, R OBP: 0.344, SLG: 0.470 (1, 8)										4	1	1	0	0	1	1			
Bruce Benedict, R OBP: 0.318, SLG: 0.317 (1, 2)										2	0	0	0	1	0	1			
Chico Ruiz, R OBP: 0.467, SLG: 0.692 (1, 5)										2	0	1	1	2	0	1			
Phil Niekro, R OBP: 0.100, SLG: 0.150 (1, 1)										3	0	0	0	0	1	3			
Inning Stats	R: 0 E: 0 K: 2 S: 9	H: 2 LOB: 2 BB: 0 P: 9	R: 0 E: 0 K: 0 S: 3	H: 0 LOB: 1 BB: 1 P: 7	R: 0 E: 0 K: 1 S: 5	H: 0 LOB: 0 BB: 0 P: 5	R: 0 E: 0 K: 2 S: 8	H: 1 LOB: 1 BB: 0 P: 8	R: 0 E: 0 K: 0 S: 3	H: 0 LOB: 1 BB: 1 P: 7	R: 1 E: 0 K: 1 S: 7	H: 2 LOB: 1 BB: 0 P: 7	R: 0 E: 0 K: 0 S: 3	H: 0 LOB: 1 BB: 1 P: 7	R: 0 E: 0 K: 0 S: 3	H: 0 LOB: 1 BB: 1 P: 7	1B: 3 2B: 2 3B: 0 HR: 0	SF: 0 SAC: 2 DP: 0 HBP: 0	WP: 0 PA: 36 PB: 0 SB: 0 CS: 0
PITCHER	IP WLS BF H R ER SO BB IBB HBP BLK WP HR S P ERA WHIP																		
Scott Sanderson, R ERA: 3.14 (1, 1)	8.0 L 32 5 1 1 8 3 0 0 0 0 0 0 45 57 1.12 1.000																		
Elias Sosa, R ERA: 2.04 (9, 1)	1.0 4 0 0 0 0 1 0 0 0 0 0 0 3 7 0.00 1.000																		

Atlanta Braves @ Montreal Expos
Olympic Stadium, Montreal, QB
Tue May 20 1980, 3:33 AM EDT
Att: 11,071 - Unknown

AB 30
R 1
H 5
RBI 1
BB 4
SO 8
LOB 13



Batter	1	2	3	4	5	6	7	8	9	AB	R	H	RBI	BB	SO	LOB	BOTTOM				
Ron LeFlore, R OBP: 0.352, SLG: 0.379 (1, 7)										4	0	3	0	0	0	0					
Rodney Scott, S OBP: 0.286, SLG: 0.212 (1, 6)										4	0	0	0	0	0	3					
Andre Dawson, R OBP: 0.333, SLG: 0.457 (1, 8)										4	0	0	0	0	1	1					
Ellis Valentine, R OBP: 0.320, SLG: 0.471 (1, 9)										4	0	3	0	0	1	0					
Larry Parrish, R OBP: 0.299, SLG: 0.480 (1, 5)										4	0	0	0	0	1	3					
Gary Carter, R OBP: 0.315, SLG: 0.414 (1, 2)										3	0	0	0	0	2						
Warren Cromartie, L OBP: 0.317, SLG: 0.452 (1, 3)										2	0	0	0	1	0	1					
Tony Bernazard, S OBP: 0.330, SLG: 0.341 (1, 4)										3	0	0	0	0	1	2					
Scott Sanderson, R OBP: 0.182, SLG: 0.200 (1, 1)										2	0	0	0	0	0	0					
Jerry White, S OBP: 0.375, SLG: 0.444 (8, PH)										1	0	0	0	0	0	0					
Elias Sosa, R (9, 1)										0	0	0	0	0	0	0					
Inning Stats	R: 0 E: 0 K: 0 S: 3	H: 1 LOB: 0 BB: 0 P: 3	R: 0 E: 0 K: 0 S: 4	H: 1 LOB: 1 BB: 0 P: 4	R: 0 E: 0 K: 0 S: 3	H: 0 LOB: 0 BB: 0 P: 3	R: 0 E: 0 K: 0 S: 4	H: 1 LOB: 1 BB: 0 P: 4	R: 0 E: 0 K: 1 S: 5	H: 0 LOB: 0 BB: 0 P: 5	R: 0 E: 0 K: 1 S: 6	H: 1 LOB: 1 BB: 0 P: 6	R: 0 E: 1 K: 1 S: 6	H: 0 LOB: 2 BB: 1 P: 10	R: 0 E: 0 K: 0 S: 3	H: 1 LOB: 0 BB: 0 P: 3	R: 0 E: 0 K: 1 S: 5	H: 1 LOB: 1 BB: 0 P: 5	1B: 5 2B: 2 3B: 0 HR: 0	SF: 0 SAC: 0 DP: 2 HBP: 0	WP: 0 PA: 32 PB: 0 SB: 2 CS: 2
PITCHER	IP WLS BF H R ER SO BB IBB HBP BLK WP HR S P ERA WHIP																				
Phil Niekro, R ERA: 3.95 (1, 1)	9.0 W 32 6 0 0 4 1 0 0 0 0 0 0 39 43 0.00 0.778																				

Atlanta Braves @ Montreal Expos
Olympic Stadium, Montreal, QB
Tue May 20 1980, 3:33 AM EDT
Att: 11,071 - Unknown

AB 31
R 0
H 6
RBI 0
BB 1
SO 4
LOB 12



Batter	1	2	3	4	5	6	7	8	9	AB	R	H	RBI	BB	SO	LOB	TOP					
Jerry Royster, R (1, 4) OBP: 0.307, SLG: 0.296	0-0 6-3		0-0 2B		0-0 F7		0-0 5-3		0-0 P6	5	0	1	0	0	0	1						
Larvell Blanks, R (1, 6) OBP: 0.231, SLG: 0.276	0-0 F8		0-3 K		0-0 F8			0-0 F3		4	0	0	0	0	1	1						
Gary Matthews, R (1, 9) OBP: 0.302, SLG: 0.333	0-0 6-3			0-0 SF8 3B	0-0 F8			0-0 E5		4	1	1	0	0	0	0						
Chris Chambliss, L (1, 3) OBP: 0.340, SLG: 0.477		0-0 2B		0-3 K		0-0 4-3		0-0 1-3		4	0	1	0	0	1	2						
Brian Asselstine, L (1, 7) OBP: 0.283, SLG: 0.354	0-0 F9			0-0 SF8		0-0 S 1B		0-0 4-3		3	0	1	1	0	0	2						
Dale Murphy, R (1, 8) OBP: 0.348, SLG: 0.467	0-3 K			3-H 4-0 1B E BB		0-3 K		0-0 SH3-4 1B		3	1	1	0	1	2	2						
Bruce Benedict, R (1, 2) OBP: 0.304, SLG: 0.303	0-0 4-3			0-0 E6 1B		0-0 5-3		0-0 SH3-4 1-2		3	0	0	0	0	0	3						
Chico Ruiz, R (1, 5) OBP: 0.474, SLG: 0.647			0-0 CS 1B		0-0 1-2 2-3 1B		0-0 5-3		0-3 K	4	0	2	0	0	1	1						
Preston Hanna, R (1, 1) OBP: 0.321, SLG: 0.211			0-3 K		0-0 P6		0-0 F9		0-0 2H 1B	2	0	0	0	0	1	4						
Mike Lum, L (7, PH) OBP: 0.190, SLG: 0.211										1	0	0	0	0	0	0						
Rick Camp, R (7, 1) OBP: 0.400, SLG: 0.389										0	0	0	0	0	0	0						
Joe Nolan, L (9, PH) OBP: 0.400, SLG: 0.389										1	0	1	1	0	0	0						
Gene Garber, R (9, 1) OBP: 0.400, SLG: 0.389										0	0	0	0	0	0	0						
Inning Stats	R: 0 E: 0 K: 0 S: 3	H: 0 LOB: 0 BB: 0 P: 3	R: 0 E: 0 K: 1 S: 6	H: 1 LOB: 1 BB: 0 P: 6	R: 0 E: 0 K: 2 S: 8	H: 2 LOB: 1 BB: 0 P: 8	R: 1 E: 0 K: 1 S: 8	H: 2 LOB: 3 BB: 1 P: 12	R: 0 E: 0 K: 0 S: 3	H: 0 LOB: 0 BB: 0 P: 3	R: 0 E: 0 K: 1 S: 6	H: 1 LOB: 1 BB: 0 P: 6	R: 0 E: 0 K: 0 S: 3	H: 0 LOB: 0 BB: 0 P: 3	R: 0 E: 1 K: 0 S: 4	H: 0 LOB: 1 BB: 0 P: 4	R: 1 E: 0 K: 1 S: 7	H: 2 LOB: 1 BB: 0 P: 7	1B: 5 2B: 2 3B: 1 HR: 0	SF: 1 SAC: 1 DP: 0 HBP: 0	WP: 0 PB: 0 SB: 1 CS: 1	PA: 37
PITCHER Steve Rogers, R (1, 1) ERA: 3.27	IP: 9.0 WLS: W BF: 37 H: 8 R: 2 ER: 2 SO: 6 BB: 1 IBB: 0 HBP: 0 BLK: 0 WP: 0 HR: 0 S: 48 P: 52 ERA: 2.00 WHIP: 1.000															PITCHER						

Atlanta Braves @ Montreal Expos
Olympic Stadium, Montreal, QB
Wed May 21 1980, 3:33 AM EDT
Att: 13,606 - Unknown

AB 34
R 2
H 8
RBI 2
BB 1
SO 6
LOB 16



Batter	1	2	3	4	5	6	7	8	9	AB	R	H	RBI	BB	SO	LOB	BOTTOM			
Ron LeFlore, R (1, 7) OBP: 0.361, SLG: 0.373	4-0 S BB	4-0 1B BB		0-3 K			0-0 5-3		4-0 S 2B BB	2	1	0	0	3	1	1				
Rodney Scott, S (1, 6) OBP: 0.301, SLG: 0.225	0-0 1-3	0-0 1-2 2H 1B			0-0 E 6-3 1B		0-0 1-3		4-0 2B BB	4	0	2	1	1	0	1				
Andre Dawson, R (1, 8) OBP: 0.439, SLG: 0.439	0-0 1-3	0-0 F8			0-0 6-3		0-3 K		0-0 1-3 2H 2B	4	0	0	0	0	1	4				
Rowland Office, L (8, 8) OBP: 0.378, SLG: 0.400					1-2				1-3 2H 2B	1	0	1	1	0	0	0				
Ellis Valentine, R (1, 9) OBP: 0.326, SLG: 0.467	4-0 FC5-4 BB		0-0 4-3		0-0 E5 1B		0-0 E5		0-0 F8	3	0	1	0	1	0	0				
Larry Parrish, R (1, 5) OBP: 0.288, SLG: 0.461	0-0 FC5-4		0-0 F8		0-0 F3		0-3 K		0-3 K	4	0	0	0	0	1	4				
Gary Carter, R (1, 2) OBP: 0.313, SLG: 0.408		0-0 F8	0-0 F8		0-3 K			0-0 1B		4	0	1	0	0	1	2				
Warren Cromartie, L (1, 3) OBP: 0.323, SLG: 0.449		4-0 FC5-4 BB		0-0 4-3		0-0 6-3		0-0 1-2 1B		3	0	1	0	1	0	0				
Tony Benazard, S (1, 4) OBP: 0.326, SLG: 0.337		0-0 FC5-4 1B		0-0 SH3-4 1B		0-0 G3		0-0 F1		4	1	1	0	0	0	3				
Steve Rogers, R (1, 1) OBP: 0.316, SLG: 0.188		0-0 1B		0-0 SH3-4		0-0 6-3			0-0 6-3	2	1	1	1	0	0	0				
Jerry White, S (9, PH) OBP: 0.364, SLG: 0.429		2H 1B 1B		1-2						1	0	0	0	0	0	0				
Inning Stats	R: 0 E: 0 K: 0 S: 3	H: 0 LOB: 2 BB: 2 P: 11	R: 2 E: 1 K: 0 S: 5	H: 2 LOB: 2 BB: 2 P: 13	R: 0 E: 0 K: 1 S: 3	H: 0 LOB: 0 BB: 0 P: 3	R: 0 E: 0 K: 1 S: 6	H: 1 LOB: 1 BB: 0 P: 6	R: 0 E: 0 K: 1 S: 7	H: 2 LOB: 2 BB: 0 P: 7	R: 0 E: 0 K: 1 S: 5	H: 0 LOB: 0 BB: 0 P: 5	R: 0 E: 0 K: 1 S: 7	H: 2 LOB: 2 BB: 0 P: 7	R: 1 E: 0 K: 0 S: 2	H: 1 LOB: 2 BB: 2 P: 10	1B: 7 2B: 1 3B: 0 HR: 0	SF: 0 SAC: 1 DP: 0 HBP: 0	WP: 0 PB: 0 SB: 2 CS: 0	PA: 39
PITCHER Preston Hanna, R (1, 1) ERA: 6.14 Rick Camp, R (7, 1) ERA: 2.7 Gene Garber, R (9, 1) ERA: 6.61	IP: 6.0 WLS: L BF: 27 H: 5 R: 2 ER: 2 SO: 2 BB: 4 IBB: 0 HBP: 0 BLK: 0 WP: 0 HR: 0 S: 27 P: 43 ERA: 3.00 WHIP: 1.500															PITCHER				

Atlanta Braves @ Montreal Expos
Olympic Stadium, Montreal, QB
Wed May 21 1980, 3:33 AM EDT
Att: 13,606 - Unknown

AB 32
R 3
H 8
RBI 3
BB 6
SO 4
LOB 15



Batter	1	2	3	4	5	6	7	8	9	AB	R	H	RBI	BB	SO	LOB	TOP			
Ron LeFlore, R OBP: 0.352, SLG: 0.352 (1, 7)	F9		4-3			6-3			K	4	0	0	0	0	1	0				
Rodney Scott, S OBP: 0.297, SLG: 0.240 (1, 6) (8, 4)	K			4-3		K			1-3	4	0	0	0	0	2	0				
Andre Dawson, R OBP: 0.311, SLG: 0.413 (1, 8)	F9			F2			5-3			3	0	0	0	0	0	0				
Ellis Valentine, R OBP: 0.338, SLG: 0.472 (1, 9)		FC6-4 1B		FC6-4 BB			F8			2	0	1	0	1	0	0				
Larry Parrish, R OBP: 0.288, SLG: 0.444 (1, 5)	F7			FC6-4 1-2f			F9			3	0	0	0	0	0	2				
Gary Carter, R OBP: 0.304, SLG: 0.389 (1, 2)	L9				5-3			F9		3	0	0	0	0	0	1				
Warren Cromartie, L OBP: 0.321, SLG: 0.448 (1, 3)	FC6-4 1-2f				6-3			G1-6-3 1B		3	0	1	0	0	0	1				
Tony Bernazard, S OBP: 0.307, SLG: 0.315 (1, 4)			K							2	0	0	0	0	2	0				
Rowland Office, L OBP: 0.370, SLG: 0.389 (8, PH)						K				1	0	0	0	0	0	1				
Chris Speier, R OBP: 0.281, SLG: 0.341 (8, 6)								G1-6-3 1-2f		0	0	0	0	0	0	0				
David Palmer, R OBP: 0.267, SLG: 0.154 (1, 1)			K							2	0	0	0	0	2	0				
Jerry White, S OBP: 0.353, SLG: 0.414 (9, PH)			K			K				1	0	0	0	0	1	0				
Inning Stats	R: 0 E: 0 K: 1 S: 5	H: 0 LOB: 0 BB: 0 P: 5	R: 0 E: 0 K: 0 S: 4	H: 1 LOB: 1 BB: 0 P: 4	R: 0 E: 0 K: 2 S: 7	H: 0 LOB: 0 BB: 1 P: 7	R: 0 E: 0 K: 0 S: 3	H: 0 LOB: 0 BB: 0 P: 7	R: 0 E: 0 K: 2 S: 7	H: 0 LOB: 0 BB: 0 P: 7	R: 0 E: 0 K: 0 S: 3	H: 0 LOB: 0 BB: 0 P: 3	R: 0 E: 0 K: 0 S: 3	H: 1 LOB: 0 BB: 0 P: 3	R: 0 E: 0 K: 2 S: 7	H: 0 LOB: 0 BB: 0 P: 7	1B: 2 2B: 0 3B: 0 HR: 0	SF: 0 SAC: 0 DP: 1 HBP: 0	WP: 0 PB: 0 CS: 0	PA: 29
PITCHER Frank Pastore, R ERA: 2.77 (1, 1)	IP: 9.0 WLS: W BF: 29 H: 2 R: 0 ER: 0 SO: 8 BB: 1 IBB: 0 HBP: 0 BLK: 0 WP: 0 HR: 0 S: 44 P: 48 ERA: 0.00 WHIP: 0.333																			

Montreal Expos @ Cincinnati Reds
Riverfront Stadium, Cincinnati, OH
Sat May 24 1980, 7:05 PM EDT
Att: 30,024 - Unknown

AB	28
R	0
H	2
RBI	0
BB	1
SO	8
LOB	5





Batter	1	2	3	4	5	6	7	8	9	AB	R	H	RBI	BB	SO	LOB	BOTTOM			
Dave Collins, S OBP: 0.328, SLG: 0.368 (1, 8)	4-3		G6-3 1-2f		4-3			F8		4	0	0	0	0	0	4				
Cesar Geronimo, L OBP: 0.297, SLG: 0.339 (9, 8)										0	0	0	0	0	0	0				
Ken Griffey, L OBP: 0.377, SLG: 0.420 (1, 9)	4-3			1-3		G3 1B 2B		4-3		4	1	1	0	0	0	0				
Dave Concepcion, R OBP: 0.264, SLG: 0.342 (1, 6)	F8			K		1-3		E6 FC5-4		4	0	0	0	0	1	1				
George Foster, R OBP: 0.348, SLG: 0.422 (1, 7)		P6		HR		G3		FC5-4 1-2f		4	1	1	1	0	0	2				
Dan Driessen, L OBP: 0.363, SLG: 0.364 (1, 3)	F9			4-3						3	0	1	1	0	0	0				
Ray Knight, R OBP: 0.329, SLG: 0.503 (1, 5)	F2				1-4-3	5-3				3	0	0	0	0	0	1				
Johnny Bench, R OBP: 0.308, SLG: 0.324 (1, 2)										2	0	1	0	1	1	0				
Junior Kennedy, R OBP: 0.372, SLG: 0.431 (1, 4)			E6 G6-3							3	0	1	0	0	0	1				
Frank Pastore, R OBP: 0.167, SLG: 0.130 (1, 1)			K							3	0	0	0	0	3	4				
Inning Stats	R: 0 E: 0 K: 0 S: 3	H: 0 LOB: 0 BB: 0 P: 3	R: 0 E: 0 K: 0 S: 6	H: 0 LOB: 0 BB: 0 P: 6	R: 1 E: 0 K: 1 S: 6	H: 1 LOB: 0 BB: 0 P: 6	R: 0 E: 0 K: 1 S: 6	H: 1 LOB: 2 BB: 1 P: 10	R: 1 E: 0 K: 0 S: 5	H: 2 LOB: 1 BB: 0 P: 5	R: 0 E: 0 K: 2 S: 7	H: 0 LOB: 0 BB: 0 P: 7	R: 0 E: 1 K: 0 S: 4	H: 0 LOB: 1 BB: 0 P: 4	R: 0 E: 0 K: 0 S: 4	H: 0 LOB: 0 BB: 0 P: 4	1B: 2 2B: 2 3B: 0 HR: 1	SF: 0 SAC: 0 DP: 1 HBP: 0	WP: 0 PB: 0 CS: 0	PA: 31
PITCHER David Palmer, R ERA: 1.81 (1, 1)	IP: 8.0 WLS: L BF: 31 H: 5 R: 2 ER: 2 SO: 5 BB: 1 IBB: 0 HBP: 0 BLK: 0 WP: 0 HR: 1 S: 40 P: 44 ERA: 2.25 WHIP: 0.750																			

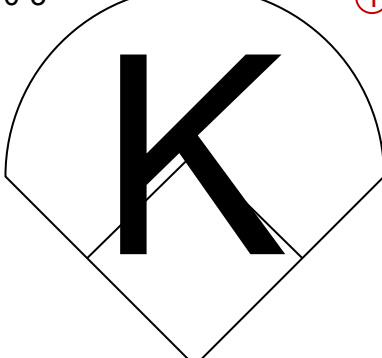
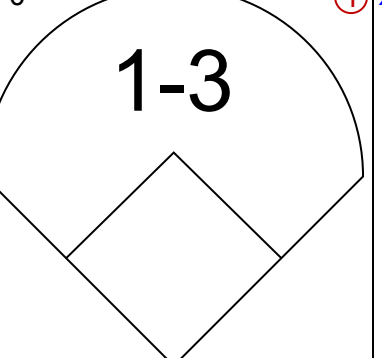
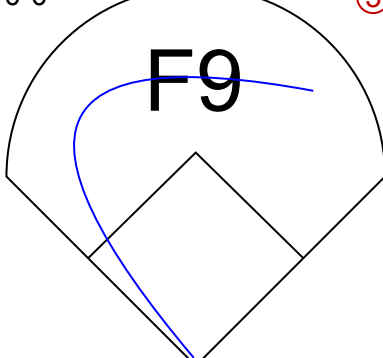
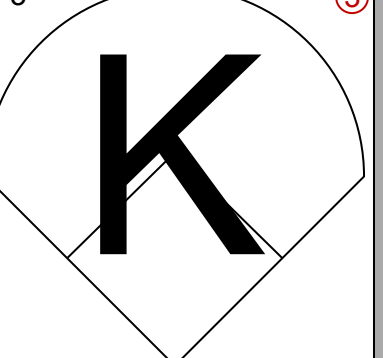
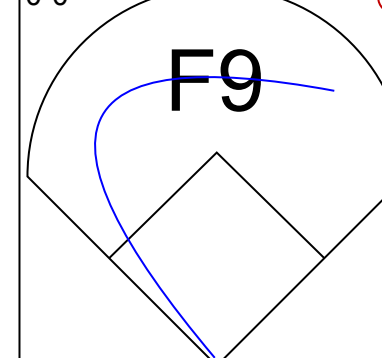
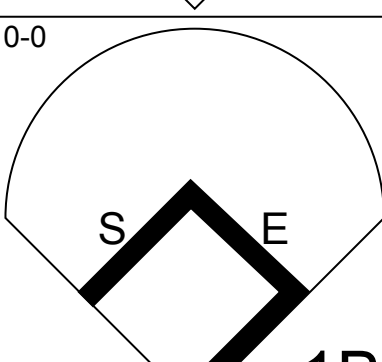
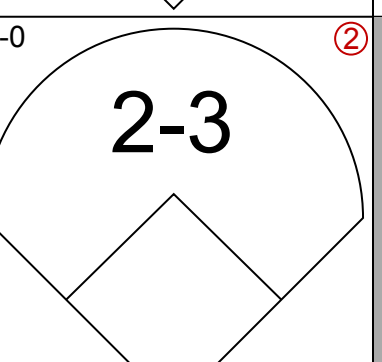
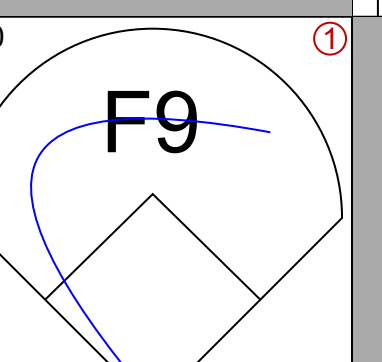
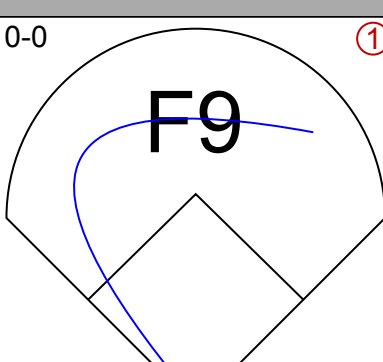
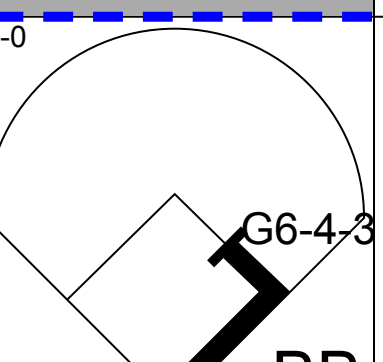
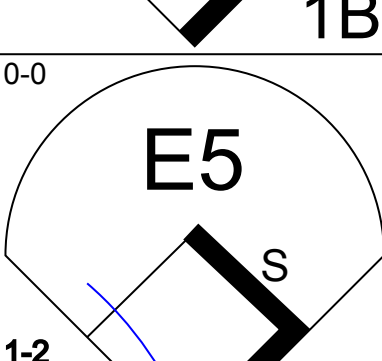
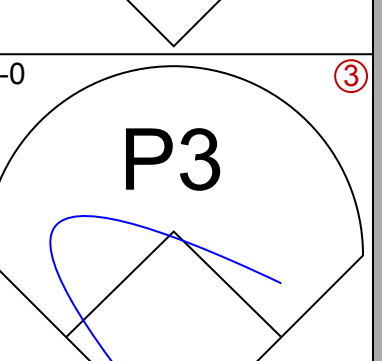
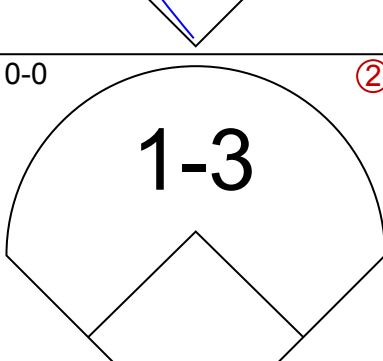
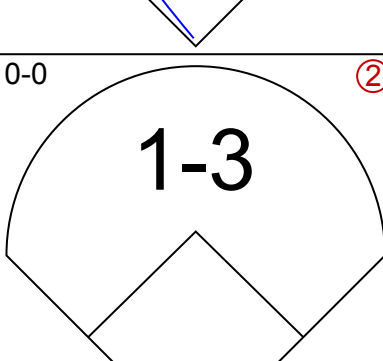
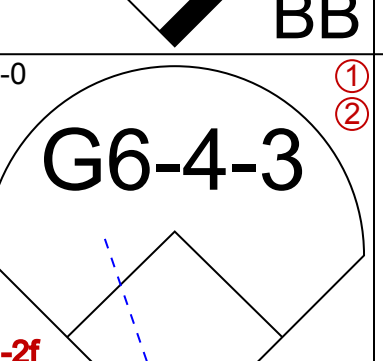
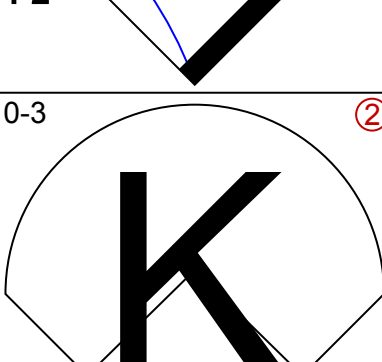
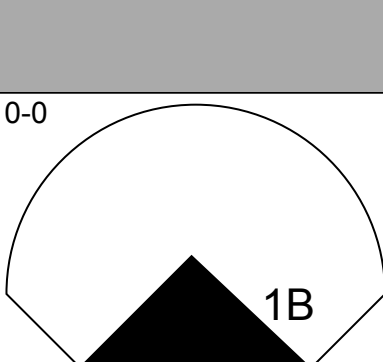
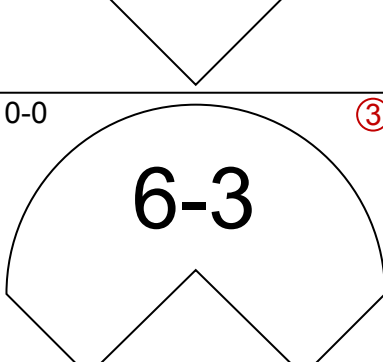
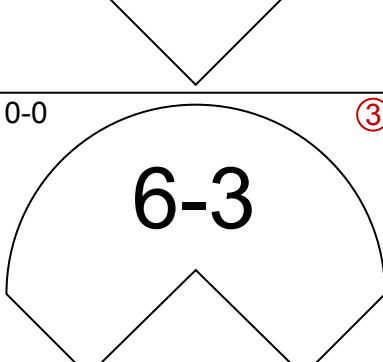
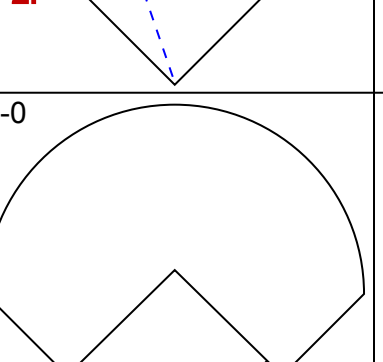
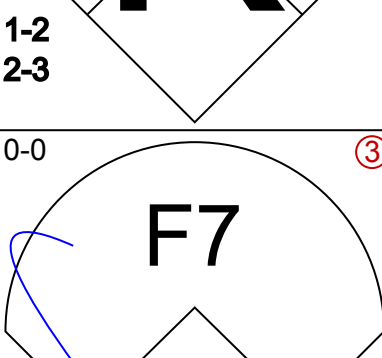
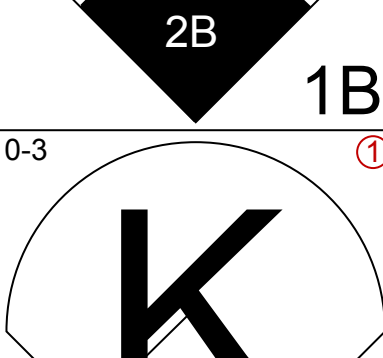
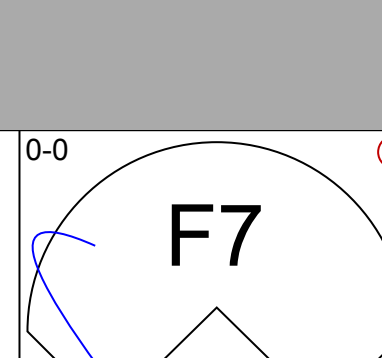
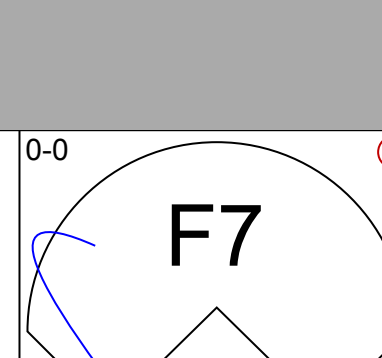
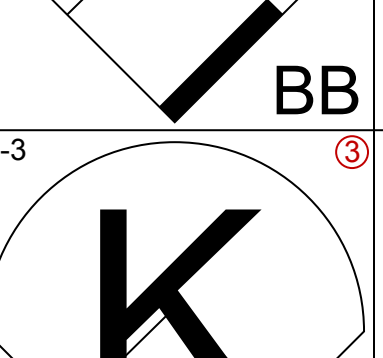
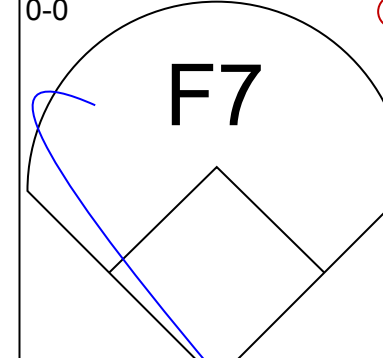
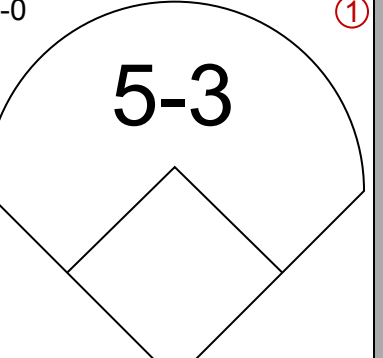
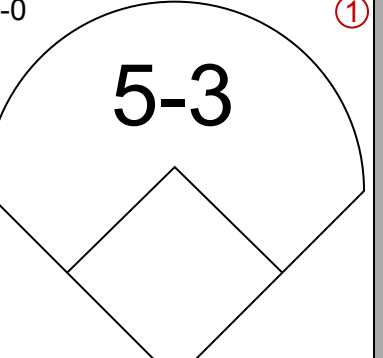
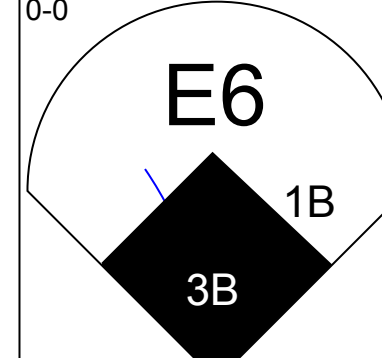
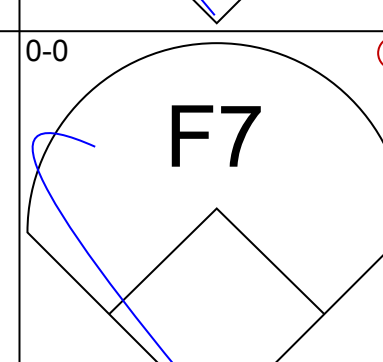
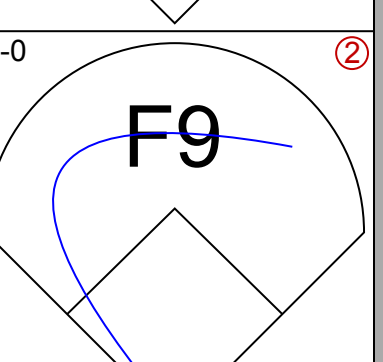
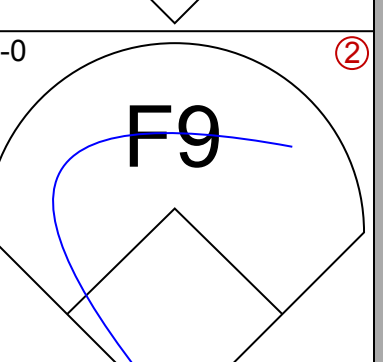
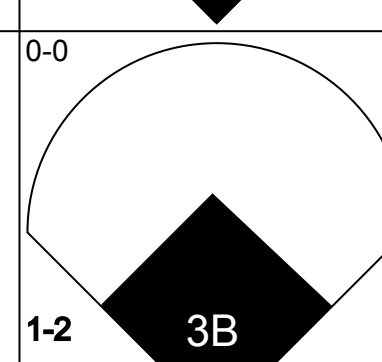
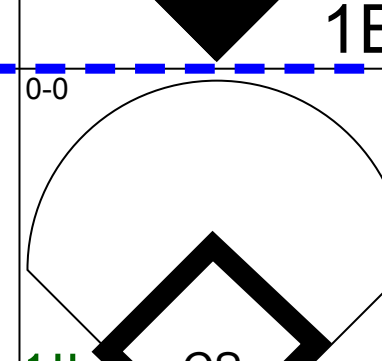
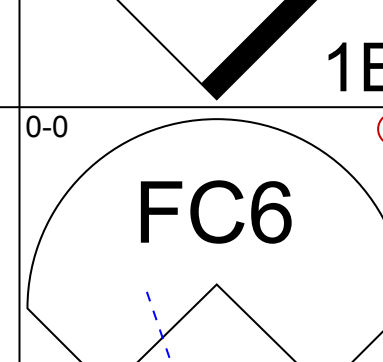
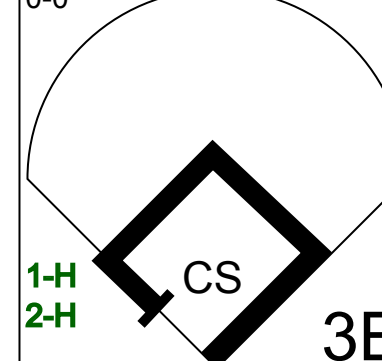
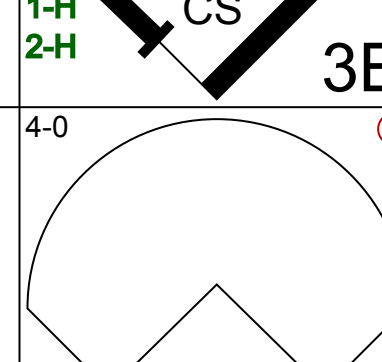
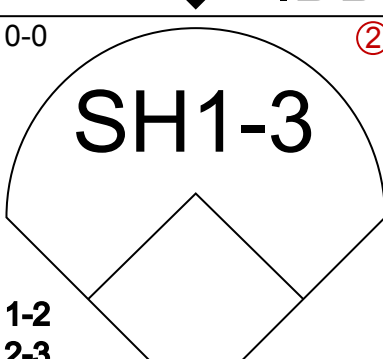
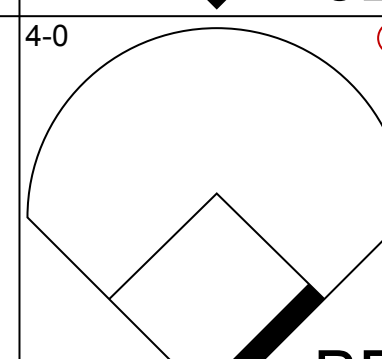
Montreal Expos @ Cincinnati Reds
Riverfront Stadium, Cincinnati, OH
Sat May 24 1980, 7:05 PM EDT
Att: 30,024 - Unknown

AB	30
R	2
H	5
RBI	2
BB	1
SO	5
LOB	13



Batter	1	2	3	4	5	6	7	8	9	AB	R	H	RBI	BB	SO	LOB	TOP										
Ron LeFlore, R OBP: 0.347, SLG: 0.341 Jerry White, S OBP: 0.353, SLG: 0.414	4-0 BB		4-3	5-3		K		6-3		4	0	0	0	1	1	1	<p>Montreal Expos @ Cincinnati Reds Riverfront Stadium, Cincinnati, OH Sun May 25 1980, 3:33 AM EDT Att: 27,433 - Unknown</p> <p>AB 38 R 7 H 12 RBI 7 BB 3 SO 4 LOB 16</p> 										
Rodney Scott, S OBP: 0.293, SLG: 0.238	6-3		G3		E 3B 1B	F7		G3		5	1	1	0	0	0	1											
Andre Dawson, R OBP: 0.323, SLG: 0.450 Rowland Office, L OBP: 0.370, SLG: 0.389	6-3		E 1B 2B		1-H 2B 3B	E3		1-3		5	2	3	1	0	0	1											
Ellis Valentine, R OBP: 0.340, SLG: 0.473	F8		E1 1B		3-H 2B	P4		CS S BB		4	1	1	1	1	0	3											
Larry Parrish, R OBP: 0.301, SLG: 0.487		L4			2-H HR 2B			F8		5	2	3	3	0	0	1											
Gary Carter, R OBP: 0.308, SLG: 0.412			F9		2-H HR			K		5	1	2	2	0	1	2											
Warren Cromartie, L OBP: 0.326, SLG: 0.457		F8		4-3		G4-6-3 1B				4	0	2	0	0	0	1											
Chris Speier, R OBP: 0.260, SLG: 0.318		E6 FC5-4		SH1-4 BB		G4-6-3		K		3	0	0	0	1	1	3											
Scott Sanderson, R OBP: 0.154, SLG: 0.167 Tom Hutton, L OBP: 0.125, SLG: 0.071 Stan Bahnsen, R (7, 1)		FC5-4		SH1-4		K		F5		2	0	0	0	0	1	2											
Inning Stats	R: 0 E: 0 K: 0 S: 3	H: 0 LOB: 1 BB: 1 P: 7	R: 0 E: 1 K: 0 S: 5	H: 1 LOB: 2 BB: 0 P: 5	R: 1 E: 1 K: 0 S: 6	H: 2 LOB: 2 BB: 0 P: 6	R: 0 E: 0 K: 0 S: 3	H: 0 LOB: 1 BB: 1 P: 7	R: 5 E: 1 K: 1 S: 10	H: 6 LOB: 0 BB: 0 P: 10	R: 0 E: 1 K: 1 S: 6	H: 1 LOB: 1 BB: 0 P: 6	R: 1 E: 0 K: 1 S: 7	H: 2 LOB: 1 BB: 0 P: 7	R: 0 E: 0 K: 0 S: 3	H: 0 LOB: 0 BB: 1 P: 3	R: 0 E: 0 K: 1 S: 4	H: 0 LOB: 0 BB: 1 P: 8	1B: 5 2B: 4 3B: 1 HR: 2	SF: 0 SAC: 1 DP: 1 HBP: 0	WP: 0 PB: 0 SB: 2 CS: 1	PA: 42					
PITCHER	IP	WLS	BF	H	R	ER	SO	BB	IBB	HBP	BLK	WP	HR	S	P	ERA	WHIP										
Charlie Leibrandt, L ERA: 3.88 Sheldon Burnside, L ERA: 3.88 Mario Soto, R ERA: 3.88 Doug Bair, R ERA: 2.7 Tom Hume, R ERA: 2.7	4.0	L	23	7	5	4	0	2	0	0	0	0	0	21	29	9.00	2.250										

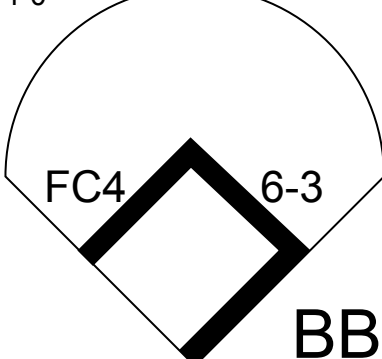
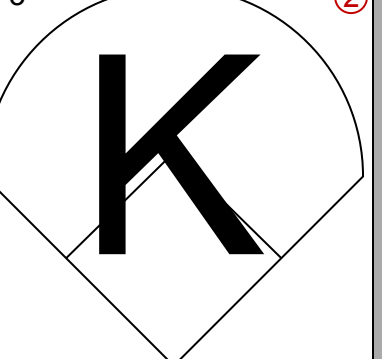
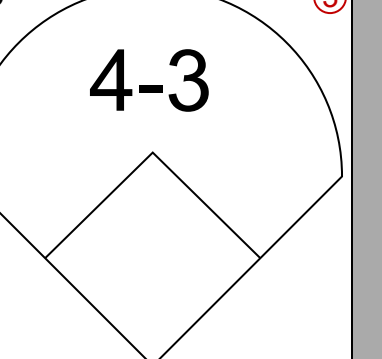
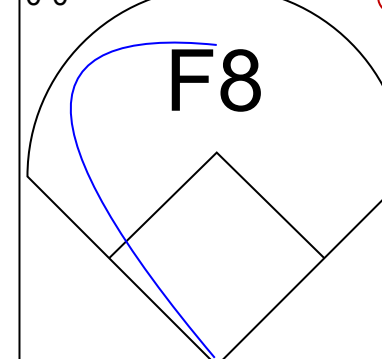
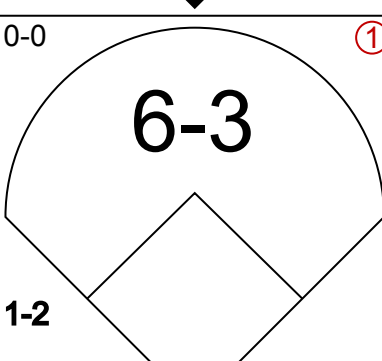
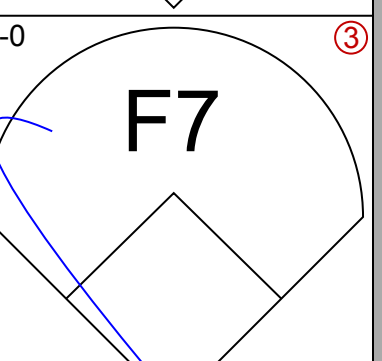
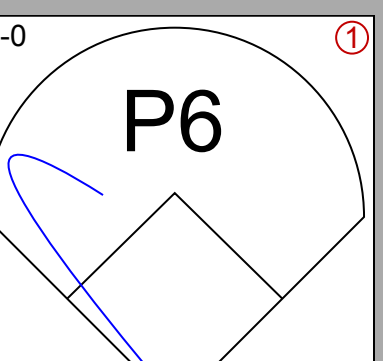
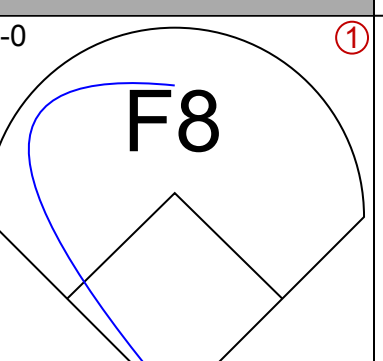
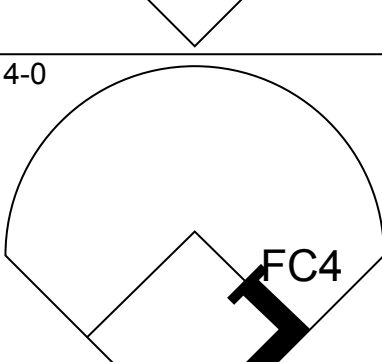
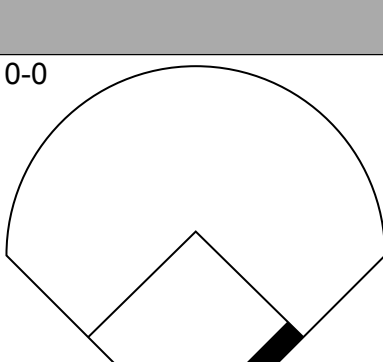
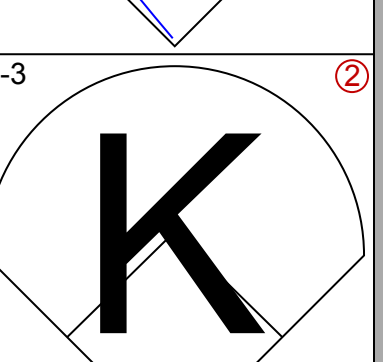
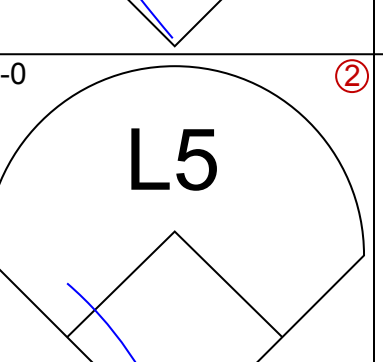
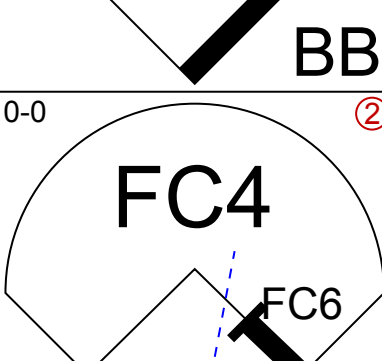
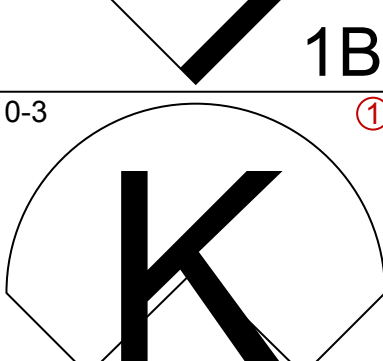
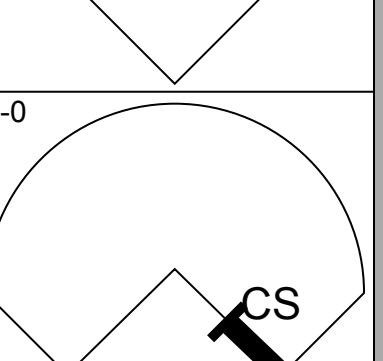
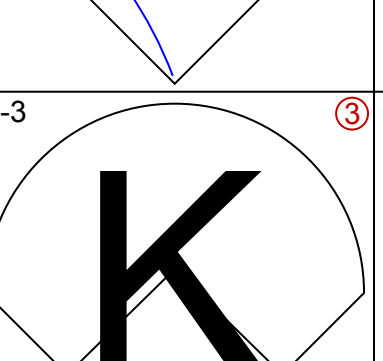
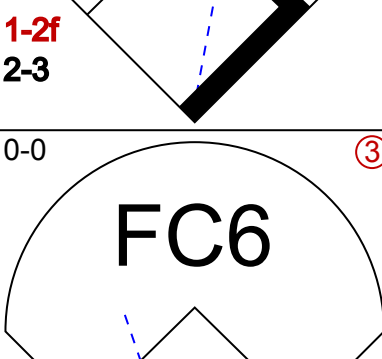
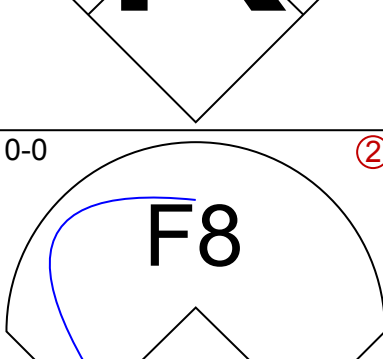
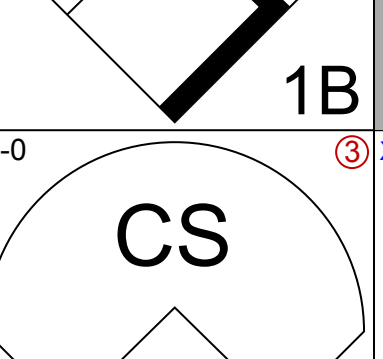
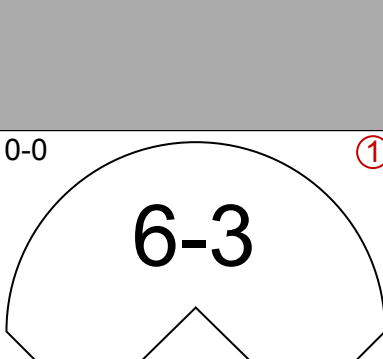
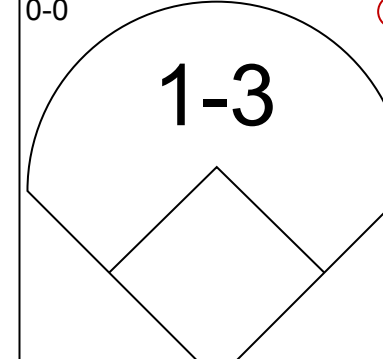
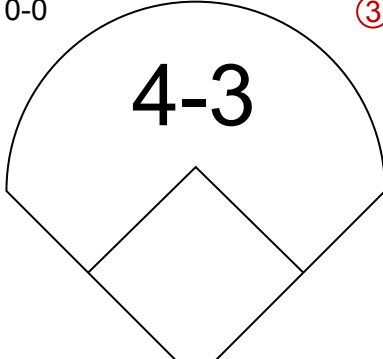
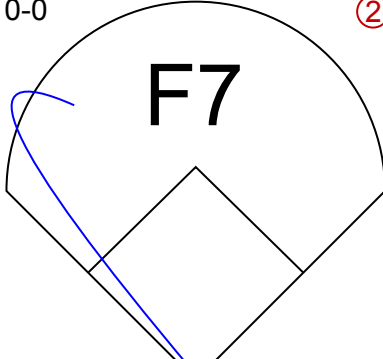
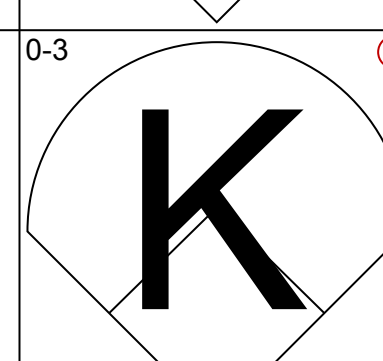
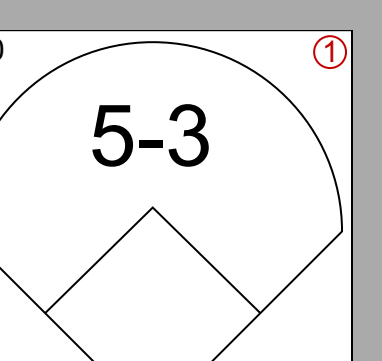
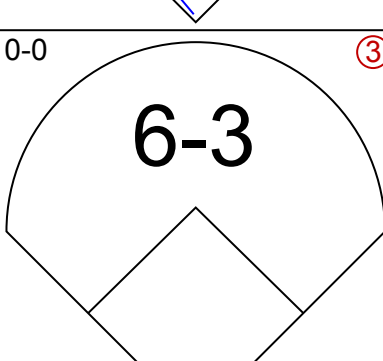
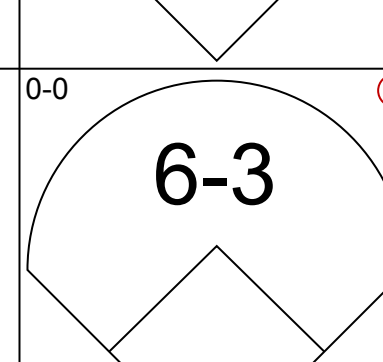
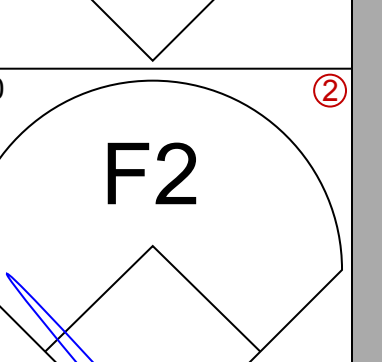
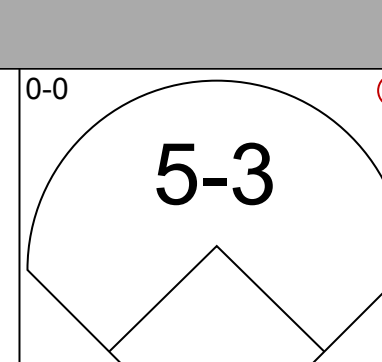
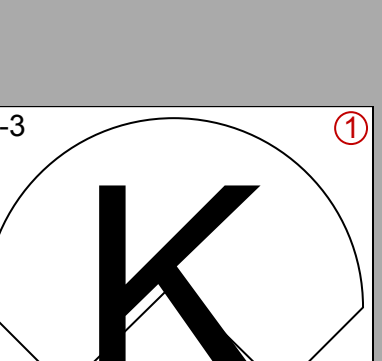
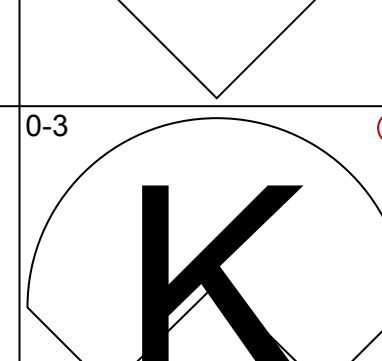
Batter	1	2	3	4	5	6	7	8	9	AB	R	H	RBI	BB	SO	LOB	BOTTOM											
Dave Collins, S OBP: 0.326, SLG: 0.359	1-0 CS HBP		G3		FC3-6		G3			3	0	0	0	0	0	1	<p>Montreal Expos @ Cincinnati Reds Riverfront Stadium, Cincinnati, OH Sun May 25 1980, 3:33 AM EDT Att: 27,433 - Unknown</p> <p>AB 33 R 4 H 10 RBI 4 BB 0 SO 5 LOB 14</p> 											
Ken Griffey, L OBP: 0.381, SLG: 0.422	F7				F7			FC5-4 1B		4	0	2	0	0	0	2												
Dave Concepcion, R OBP: 0.258, SLG: 0.333	F8		F8		4-3			FC5-4 G4-6-3		4	0	0	0	0	0	3												
George Foster, R OBP: 0.345, SLG: 0.434			K				P3	G4-6-3		4	1	1	0	0	1	2												
Dan Driessen, L OBP: 0.373, SLG: 0.384		HR 1B			1B S SF8 1B			4-3		4	2	3	1	0	0	0												
Ray Knight, R OBP: 0.333, SLG: 0.510	K				L4-6 1-3 1B		K			4	0	2	0	0	2	2												
Johnny Bench, R OBP: 0.306, SLG: 0.352					SF8		K			3	1	1	3	0	1	2												
Junior Kennedy, R OBP: 0.363, SLG: 0.418		F9			L4-6		P3			4	0	0	0	0	0	2												
Charlie Leibrandt, R ERA: 3.88 Sheldon Burnside, R ERA: 3.88 Mario Soto, R ERA: 3.88 Cesar Geronimo, L OBP: 0.263, SLG: 0.350 Doug Bair, R ERA: 2.7 Ron Oster, S OBP: 0.265, SLG: 0.474 Tom Hume, R (8, 1)		5-3			FC3-6 1B		K			1	0	0	0	0	0	0												
Inning Stats	R: 0 E: 0 K: 0 S: 2	H: 0 LOB: 0 BB: 0 P: 3	R: 3 E: 0 K: 1 S: 8	H: 3 LOB: 0 BB: 0 P: 8	R: 0 E: 0 K: 1 S: 6	H: 1 LOB: 1 BB: 0 P: 6	R: 1 E: 0 K: 0 S: 4	H: 2 LOB: 0 BB: 0 P: 4	R: 0 E: 0 K: 2 S: 8	H: 1 LOB: 1 BB: 0 P: 8	R: 0 E: 0 K: 1 S: 5	H: 0 LOB: 0 BB: 0 P: 5	R: 0 E: 0 K: 0 S: 3	H: 1 LOB: 0 BB: 0 P: 3	R: 0 E: 0 K: 0 S: 4	H: 1 LOB: 1 BB: 0 P: 4	1B: 6 2B: 3 3B: 1 HR: 1	SF: 1 SAC: 0 DP: 2 HBP: 1	WP: 0 PB: 0 SB: 1 CS: 1	PA: 35								
PITCHER	IP	WLS	BF	H	R	ER	SO	BB	IBB	HBP	BLK	WP	HR	S	P	ERA	WHIP											
Scott Sanderson, R ERA: 3.49 Stan Bahnsen, R ERA: 0.76	6.0	W	25	8	4	4	4	0	0	0	0	0	0	1	32	33	6.00	1.333										

Batter	1	2	3	4	5	6	7	8	9	AB	R	H	RBI	BB	SO	LOB	TOP			
Ron LeFlore, R OBP: 0.336, SLG: 0.328 (1, 7)										5	0	0	0	0	2	5				
Rodney Scott, S OBP: 0.298, SLG: 0.238 (1, 4)										4	0	1	0	1	0	0				
Andre Dawson, R OBP: 0.318, SLG: 0.439 (1, 8)										5	0	1	0	0	0	2				
Ellis Valentine, R OBP: 0.342, SLG: 0.467 (1, 9)										4	1	1	0	1	1	3				
Larry Parrish, R OBP: 0.289, SLG: 0.466 (1, 5)										5	0	0	0	0	2	5				
Gary Carter, R OBP: 0.306, SLG: 0.407 (1, 2)										4	2	1	0	0	0	0				
Warren Cromartie, L OBP: 0.331, SLG: 0.466 (1, 3)										4	1	2	1	0	0	0				
Chris Speier, R OBP: 0.315, SLG: 0.426 (1, 6)										3	0	3	2	1	0	0				
Steve Rogers, R OBP: 0.364, SLG: 0.176 (1, 1)										1	0	0	1	2	0	1				
Inning Stats	R: 0 E: 1 K: 2 S: 9	H: 1 LOB: 2 BB: 0 P: 9	R: 0 E: 0 K: 0 S: 4	H: 1 LOB: 1 BB: 0 P: 4	R: 0 E: 0 K: 0 S: 3	H: 0 LOB: 0 BB: 0 P: 3	R: 2 E: 0 K: 1 S: 8	H: 3 LOB: 2 BB: 1 P: 12	R: 0 E: 0 K: 0 S: 4	H: 1 LOB: 1 BB: 0 P: 4	R: 0 E: 0 K: 0 S: 3	H: 0 LOB: 0 BB: 0 P: 3	R: 2 E: 1 K: 0 S: 5	H: 2 LOB: 1 BB: 1 P: 9	R: 0 E: 0 K: 1 S: 4	H: 0 LOB: 1 BB: 2 P: 12	1B: 6 2B: 2 3B: 1 HR: 0	SF: 0 SAC: 1 DP: 1 HBP: 0	WP: 0 PB: 0 SB: 2 CS: 1	PA: 41
PITCHER	IP WLS BF H R ER SO BB IBB HBP BLK WP HR S P ERA WHIP																			
Willie Hernandez, L ERA: 3.54 (1, 1)	7.1 L 34 8 4 3 4 1 1 0 0 0 0 0 40 48 3.68 1.227																			
Bill Caudill, R ERA: 2.3 (8, 1)	0.2 3 1 0 0 0 1 0 0 0 0 0 0 2 6 0.00 3.000																			
Dick Tidrow, R ERA: 1.65 (9, 1)	1.0 4 0 0 0 1 2 0 0 0 0 0 0 4 12 0.00 2.000																			

Montreal Expos @ Chicago Cubs
Wrigley Field, Chicago, IL
Mon May 26 1980, 3:33 AM CDT
Att: 31,845 - Unknown

AB 35
R 4
H 9
RBI 4
BB 5
SO 5
LOB 16



Batter	1	2	3	4	5	6	7	8	9	AB	R	H	RBI	BB	SO	LOB	BOTTOM					
Lenny Randle, S OBP: 0.333, SLG: 0.397 (1, 4)										3	0	0	0	1	1	1						
Scot Thompson, L OBP: 0.366, SLG: 0.361 (1, 9)										4	0	0	0	0	0	1						
Larry Bittner, L OBP: 0.356, SLG: 0.365 (1, 3)										3	0	1	0	1	1	0						
Mike Vail, R OBP: 0.385, SLG: 0.529 (1, 7)										4	0	1	0	0	2	3						
Jerry Martin, R OBP: 0.347, SLG: 0.500 (1, 8)										3	0	0	0	0	0	3						
Steve Ontiveros, S OBP: 0.295, SLG: 0.243 (1, 5)										3	0	0	0	0	0	1						
Tim Blackwell, S OBP: 0.240, SLG: 0.244 (1, 2)										3	0	0	0	0	1	0						
Ivan De Jesus, R OBP: 0.309, SLG: 0.381 (1, 6)										3	0	0	0	0	0	0						
Willie Hernandez, L OBP: 0.429, SLG: 0.571 (8, 1)										2	0	1	0	0	1	0						
Bill Caudill, R (8, 1)										0	0	0	0	0	0	0						
Jesus Figueroa, L OBP: 0.459, SLG: 0.388 (8, PH)										1	0	0	0	0	1	0						
Dick Tidrow, R (9, 1)										0	0	0	0	0	0	0						
Inning Stats	R: 0 E: 0 K: 0 S: 3	H: 0 LOB: 2 BB: 2 P: 11	R: 0 E: 0 K: 1 S: 5	H: 0 LOB: 0 BB: 0 P: 5	R: 0 E: 0 K: 2 S: 7	H: 0 LOB: 0 BB: 0 P: 7	R: 0 E: 0 K: 1 S: 6	H: 1 LOB: 1 BB: 0 P: 6	R: 0 E: 0 K: 0 S: 4	H: 1 LOB: 1 BB: 0 P: 4	R: 0 E: 0 K: 1 S: 5	H: 0 LOB: 0 BB: 0 P: 5	R: 0 E: 0 K: 0 S: 3	H: 0 LOB: 0 BB: 0 P: 3	R: 0 E: 0 K: 1 S: 5	H: 0 LOB: 0 BB: 0 P: 5	R: 0 E: 0 K: 1 S: 5	H: 0 LOB: 0 BB: 0 P: 5	1B: 3 2B: 0 3B: 0 HR: 0	SF: 0 SAC: 0 DP: 0 HBP: 0	WP: 0 PB: 0 SB: 0 CS: 1	PA: 32
PITCHER	IP WLS BF H R ER SO BB IBB HBP BLK WP HR S P ERA WHIP																					
Steve Rogers, R ERA: 2.88 (1, 1)	9.0 W 31 3 0 0 7 2 0 0 0 0 0 0 43 51 0.00 0.556																					

Montreal Expos @ Chicago Cubs
Wrigley Field, Chicago, IL
Mon May 26 1980, 3:33 AM CDT
Att: 31,845 - Unknown

AB 29
R 0
H 3
RBI 0
BB 2
SO 7
LOB 9



Batter	1	2	3	4	5	6	7	8	9	AB	R	H	RBI	BB	SO	LOB	TOP			
Ron LeFlore, R OBP: 0.331, SLG: 0.319 (1, 7)	4-0 1B S BB FC5-2-4		0-0 1-3		0-0 4-3		0-0 PO	0-0 1-3	0-0 F9	4	0	0	0	1	0	3				
Rodney Scott, S OBP: 0.304, SLG: 0.241 (1, 4)	0-0 6-3 1B		0-0 4-3		4-0 BB			0-0 6-3		3	1	1	0	1	0	0				
Andre Dawson, R OBP: 0.323, SLG: 0.441 (1, 8)	0-0 FC5-2-6 6-3 1-3 CS 3H		0-0 CS 1B		0-3 K			0-0 2B 1B		4	0	2	0	0	1	4				
Ellis Valentine, R OBP: 0.340, SLG: 0.468 (1, 9)	0-0 6-3		0-0 CS		0-0 4-3			0-0 6-3		4	0	1	1	0	0	1				
Larry Parrish, R OBP: 0.280, SLG: 0.451 (1, 5)	0-0 CS		0-0 F7		0-0 5-3		0-3 K	0-0 P5		4	0	0	0	0	1	2				
Gary Carter, R OBP: 0.311, SLG: 0.428 (1, 2)					4-0 BB		0-0 F7		0-0 L1	3	1	1	1	1	0	0				
Warren Cromartie, L OBP: 0.329, SLG: 0.460 (1, 3)			0-0 1-3		0-0 F7			0-0 4-3		4	0	1	0	0	0	1				
Chris Speier, R OBP: 0.345, SLG: 0.451 (9, PR)							0-0 4-3 1B		0-0 6-3	4	0	3	0	0	0	0				
Tony Bernazard, S OBP: 0.307, SLG: 0.315 (9, PR)							0-3 K		0-0 6-3	0	0	0	0	0	0	0				
Bill Lee, L OBP: 0.238, SLG: 0.238 (7, PH)			0-0 G3				0-0 K		0-0 K	2	0	0	0	0	1	2				
Jerry White, S OBP: 0.371, SLG: 0.433 (7, PH)									0-0 K	1	0	1	0	0	0	0				
Fred Norman, S (7, 1)									0-0 PO	0	0	0	0	0	0	0				
Elias Sosa, R (8, 1)									0-3 K	0	0	0	0	0	0	0				
Rowland Office, L OBP: 0.362, SLG: 0.378 (9, PH)									0-0 K	1	0	0	0	0	1	2				
Inning Stats	R: 1 E: 0 K: 0 S: 3	H: 1 LOB: 0 BB: 1 P: 7	R: 1 E: 0 K: 0 S: 5	H: 2 LOB: 1 BB: 0 P: 5	R: 0 E: 0 K: 0 S: 3	H: 1 LOB: 1 BB: 0 P: 3	R: 0 E: 0 K: 0 S: 3	H: 0 LOB: 1 BB: 1 P: 7	R: 0 E: 0 K: 1 S: 5	H: 0 LOB: 0 BB: 0 P: 5	R: 0 E: 0 K: 0 S: 3	H: 1 LOB: 0 BB: 0 P: 3	R: 0 E: 0 K: 0 S: 5	H: 2 LOB: 2 BB: 0 P: 5	R: 0 E: 0 K: 1 S: 7	H: 2 LOB: 2 BB: 0 P: 7	1B: 8 2B: 1 3B: 0 HR: 1	SF: 0 SAC: 0 DP: 0 HBP: 0	WP: 0 PB: 0 SB: 1 CS: 2	PA: 40
PITCHER	IP WLS BF H R ER SO BB IBB HBP BLK WP HR S P ERA WHIP																			
Dennis Lamp, R ERA: 5.06 (1, 1)	8.0 W 32 8 2 2 3 3 0 0 0 0 0 1 35 47 2.25 1.375																			
Dick Tidrow, R ERA: 1.59 (9, 1)	1.0 S 5 2 0 0 1 0 0 0 0 0 0 0 7 7 0.00 2.000																			

Montreal Expos @ Chicago Cubs
Wrigley Field, Chicago, IL
Tue May 27 1980, 3:33 AM CDT
Att: 11,677 - Unknown

AB	34
R	2
H	10
RBI	2
BB	3
SO	4
LOB	15



Batter	1	2	3	4	5	6	7	8	9	AB	R	H	RBI	BB	SO	LOB	BOTTOM			
Lenny Randle, S OBP: 0.331, SLG: 0.400 (1, 4)	0-0 5-3		0-0 HR 2B		0-0 1-3		0-0 6-3	0-3 K		4	1	1	0	0	0	0				
Mick Kelleher, R OBP: 0.250, SLG: 0.200 (8, 4)										1	0	0	0	0	1	3				
Ivan De Jesus, R OBP: 0.314, SLG: 0.413 (1, 6)	0-0 F9 2B		0-0 HR 2H		0-0 F8		0-0 F9			4	1	2	2	0	0	0				
Bill Buckner, L OBP: 0.322, SLG: 0.410 (1, 3)	0-0 F9		0-0 1B		0-0 F9		0-0 P4			4	0	1	0	0	0	1				
Mike Vail, R OBP: 0.375, SLG: 0.527 (8, PR)	0-0 6-3		0-0 F8		0-0 5-3			0-0 BB BB 2B		4	0	1	0	0	0	2				
Jesus Figueroa, L OBP: 0.455, SLG: 0.368 (9, 7)										0	1	0	0	0	0	0				
Jerry Martin, R OBP: 0.344, SLG: 0.500 (1, 8)			0-0 6-3		0-0 F3		0-0 1B 2B		0-0 F7	4	1	1	0	0	0	2				
Ken Henderson, S OBP: 0.276, SLG: 0.269 (9, 9)			0-0 6-3		0-0 2B		0-0 1B		0-0 F9	4	0	2	1	0	0	1				
Scot Thompson, L OBP: 0.366, SLG: 0.361 (9, 5)					0-0 4-3 2B		0-0 1B		0-0 F9	0	0	0	0	0	0	0				
Steve Ontiveros, S OBP: 0.313, SLG: 0.250 (1, 5)							0-0 F7		4-0 BB BB IBB	3	0	1	0	1	0	2				
Steve Dillard, R OBP: 0.346, SLG: 0.426 (8, PR)			0-0 FC5-4 1B		0-0 4-3		0-0 F7			0	0	0	0	0	0	0				
Tim Blackwell, S OBP: 0.259, SLG: 0.250 (1, 2)			0-0 FC5-4 1-2		0-0 F3		0-0 1B		4-0 BB BB	3	0	1	0	1	0	2				
Dennis Lamp, R OBP: 0.238, SLG: 0.158 (1, 1)					0-0 F8		0-3 K		4-0 BB BB 3H	3	0	0	0	0	1	3				
Dave Kingman, R OBP: 0.349, SLG: 0.573 (8, PH)					0-0 6-3					0	0	0	1	1	0	0				
Dick Tidrow, R (9, 1)									1-2 2-3 3H	0	0	0	0	0	0	0				
Inning Stats	R: 0 E: 0 K: 0 S: 4	H: 1 LOB: 1 BB: 0 P: 4	R: 0 E: 0 K: 0 S: 4	H: 1 LOB: 1 BB: 0 P: 4	R: 2 E: 0 K: 0 S: 6	H: 3 LOB: 1 BB: 0 P: 6	R: 0 E: 0 K: 0 S: 4	H: 1 LOB: 1 BB: 0 P: 4	R: 0 E: 0 K: 1 S: 8	H: 3 LOB: 2 BB: 0 P: 8	R: 0 E: 0 K: 0 S: 3	H: 0 LOB: 0 BB: 0 P: 3	R: 0 E: 0 K: 1 S: 6	H: 1 LOB: 3 BB: 3 P: 18	1B: 4 2B: 5 3B: 0 HR: 1	SF: 0 SAC: 0 DP: 0 HBP: 0	WP: 0 PB: 0 SB: 0 CS: 0	PA: 37		
PITCHER	IP WLS BF H R ER SO BB IBB HBP BLK WP HR S P ERA WHIP																			
Bill Lee, L ERA: 5.11 (7, 1)	1.2 8 1 1 1 0 1 1 0 0 0 0 0 6 14 5.40 1.200																			
Fred Norman, L ERA: 8.41 (8, 1)	0.1 2 0 0 0 0 1 1 0 0 0 0 0 3 7 0.00 3.000																			

Montreal Expos @ Chicago Cubs
Wrigley Field, Chicago, IL
Tue May 27 1980, 3:33 AM CDT
Att: 11,677 - Unknown

AB	34
R	4
H	10
RBI	4
BB	3
SO	2
LOB	16



Batter	1	2	3	4	5	6	7	8	9	AB R H RBI BB SO LOB	TOP									
Ron LeFlore, R OBP: 0.323, SLG: 0.303	6-3	2B		6-3		S SF8		4-3	F9	4 2 0 0 2 0 2	Montreal Expos @ St. Louis Cardinals Busch Stadium, St. Louis, MO Fri May 30 1980, 7:05 PM CDT Att: 13,229 - Unknown									
Rodney Scott, S OBP: 0.291, SLG: 0.239	F9	2B		5-3		F7		4-3		5 1 1 1 0 0 2										
Andre Dawson, R OBP: 0.338, SLG: 0.469	HR	2B		1-3		SF8		F8		3 2 1 2 1 0 1										
Ellis Valentine, R OBP: 0.354, SLG: 0.473	E7					F8 1B		L6		2 0 1 3 1 0 0										
Tom Hutton, L OBP: 0.111, SLG: 0.063						BB				1 0 0 0 0 0 0										
Larry Parrish, R OBP: 0.285, SLG: 0.436						BB				4 1 2 0 1 0 2										
Ken Macha, R OBP: 0.500, SLG: 0.680		L5				S		2B		0 0 0 0 0 0 0										
Gary Carter, R OBP: 0.307, SLG: 0.446	5-3					1B		3B		5 2 2 1 0 0 4										
Warren Cromartie, L OBP: 0.325, SLG: 0.438		6-3		F7		K		L3		4 1 0 0 1 1 2										
Chris Speier, R OBP: 0.373, SLG: 0.500		SH3-4		K				3-1		4 1 2 3 1 1 0										
Scott Sanderson, R OBP: 0.176, SLG: 0.250		SH3-4		K		K		P6		4 0 1 0 0 2 4										
Inning Stats	R: 1 E: 1 K: 0 S: 5	H: 1 LOB: 2 BB: 1 P: 9	R: 4 E: 0 K: 0 S: 6	H: 3 LOB: 1 BB: 2 P: 14	R: 1 E: 0 K: 2 S: 8	H: 1 LOB: 0 BB: 0 P: 8	R: 0 E: 0 K: 0 S: 3	H: 0 LOB: 0 BB: 0 P: 3	R: 0 E: 0 K: 0 S: 3	H: 0 LOB: 1 BB: 1 P: 8	R: 0 E: 0 K: 0 S: 4	H: 0 LOB: 0 BB: 0 P: 3	R: 0 E: 0 K: 0 S: 4	H: 1 LOB: 1 BB: 0 P: 4	R: 3 E: 0 K: 0 S: 6	H: 3 LOB: 1 BB: 1 P: 10	1B: 3 2B: 4 3B: 1 HR: 2	SF: 1 SAC: 1 DP: 0	WP: 0 PB: 0 SB: 3 CS: 0	PA: 46
PITCHER	IP WLS BF H R ER SO BB IBB HBP BLK WP HR S P ERA WHIP											IP WLS BF H R ER SO BB IBB HBP BLK WP HR S P ERA WHIP								
Jim Kaat, L ERA: 7.25	(1, 1) 4.0 L 21 5 6 6 2 3 0 0 0 0 0 2 22 34 13.50 2.000																			
Roy Thomas, R ERA: 5.24	(5, 1) 3.0 14 1 1 1 2 2 1 1 0 0 0 14 27 3.00 1.000																			
Jim Otten, R ERA: 23.14	(8, 1) 1.1 9 4 3 3 0 0 1 0 0 0 0 8 12 20.25 3.000																			
George Frazier, R ERA: 5.4	(9, 1) 0.2 2 0 0 0 0 0 0 0 0 0 0 2 2 0.00 0.000																			

Batter	1	2	3	4	5	6	7	8	9	AB R H RBI BB SO LOB	BOTTOM											
Gary Templeton, S OBP: 0.350, SLG: 0.396	6-3		G3		4-3			F7		4 0 0 0 0 0 0	Montreal Expos @ St. Louis Cardinals Busch Stadium, St. Louis, MO Fri May 30 1980, 7:05 PM CDT Att: 13,229 - Unknown											
Leon Durham, L OBP: 0.154, SLG: 0.083	K		4-3		P4		G3			4 0 0 0 0 1 0												
Keith Hernandez, L OBP: 0.422, SLG: 0.503	BB		F7		F8		4-3			3 0 0 0 1 0 0												
Ted Simmons, S OBP: 0.408, SLG: 0.508	F7			4-3		3-1		HR		4 1 1 0 0 0 1												
Terry Kennedy, L OBP: 0.392, SLG: 0.556		G3		1B		F7		F9		4 1 1 0 0 0 1												
George Hendrick, R OBP: 0.396, SLG: 0.581		1B		3B		K		HR		4 2 3 3 0 1 0												
Ken Reitz, R OBP: 0.399, SLG: 0.481		2B		1B				P6		4 0 2 1 0 0 0												
Mike Ramsey, S OBP: 0.364, SLG: 0.591		4-3		1B						4 0 2 0 0 0 3												
Jim Kaat, L ERA: 7.25	(1, 1) 4.0 L 21 5 6 6 2 3 0 0 0 0 0 2 22 34 13.50 2.000																					
Dane Long, L OBP: 0.416, SLG: 0.518	(4, PH) 0.0 0 0 0 0 0 0 0 0 0 0 0 0 0 0 0.00 0.000																					
Roy Thomas, R ERA: 5.24	(5, 1) 3.0 14 1 1 1 2 2 1 1 0 0 0 14 27 3.00 1.000																					
Tony Scott, R OBP: 0.291, SLG: 0.239	(7, PH) 0.0 0 0 0 0 0 0 0 0 0 0 0 0 0 0 0.00 0.000																					
Jim Otten, R ERA: 23.14	(8, 1) 1.1 9 4 3 3 0 0 1 0 0 0 0 8 12 20.25 3.000																					
George Frazier, R ERA: 5.4	(9, 1) 0.2 2 0 0 0 0 0 0 0 0 0 0 2 2 0.00 0.000																					
Bobby Bonds, R OBP: 0.288, SLG: 0.340	(9, PH) 0.0 0 0 0 0 0 0 0 0 0 0 0 0 0 0 0.00 0.000																					
Inning Stats	R: 0 E: 0 K: 1 S: 5	H: 0 LOB: 1 BB: 1 P: 9	R: 1 E: 0 K: 1 S: 7	H: 2 LOB: 1 BB: 0 P: 7	R: 0 E: 0 K: 0 S: 3	H: 0 LOB: 0 BB: 0 P: 3	R: 1 E: 0 K: 1 S: 8	H: 3 LOB: 2 BB: 0 P: 8	R: 0 E: 0 K: 0 S: 3	H: 0 LOB: 0 BB: 0 P: 3	R: 0 E: 0 K: 1 S: 5	H: 0 LOB: 0 BB: 0 P: 5	R: 0 E: 0 K: 0 S: 3	H: 1 LOB: 0 BB: 0 P: 3	R: 0 E: 0 K: 0 S: 3	H: 0 LOB: 0 BB: 0 P: 3	R: 2 E: 0 K: 1 S: 8	H: 3 LOB: 1 BB: 0 P: 8	1B: 5 2B: 2 3B: 1 HR: 1	SF: 0 SAC: 0 DP: 1 HBP: 0	WP: 0 PB: 0 SB: 0 CS: 0	PA: 36
PITCHER	IP WLS BF H R ER SO BB IBB HBP BLK WP HR S P ERA WHIP											IP WLS BF H R ER SO BB IBB HBP BLK WP HR S P ERA WHIP										
Scott Sanderson, R ERA: 3.57	(1, 1) 9.0 W 36 9 4 4 5 1 0 0 0 0 0 1 45 49 4.00 1.111																					



Batter	1	2	3	4	5	6	7	8	9	AB	R	H	RBI	BB	SO	LOB	TOP					
Ron LeFlore, R OBP: 0.320, SLG: 0.300 (1, 7)	5-3		6-3		K		FC4-6 1B		6-3	5	0	1	0	0	1	1						
Rodney Scott, S OBP: 0.288, SLG: 0.238 (1, 4)	1B		L9		4-3		FC4-6 WP HR		F8	5	2	1	0	0	0	2						
Andre Dawson, R OBP: 0.333, SLG: 0.459 (1, 8)	K			L8		IHR 1B	K		1-3	5	1	1	0	0	2	2						
Gary Carter, R OBP: 0.323, SLG: 0.500 (1, 2)	2H 1B			2B 1B		IHR 1B	HR			4	3	4	5	0	0	0						
Warren Cromartie, L OBP: 0.323, SLG: 0.440 (1, 3)	4-3			4-3 2B		K	4-3			4	0	1	1	0	1	1						
Ken Macha, R OBP: 0.469, SLG: 0.621 (1, 5)		F8		4-3		BB 1B		F8		4	0	1	0	0	0	1						
Tom Hutton, L OBP: 0.091, SLG: 0.050 (1, 9)		G3		P3		K		4-3		4	0	0	0	0	1	2						
Chris Speier, R OBP: 0.394, SLG: 0.500 (1, 6)		L7			SH1-4 1B	1-2 BB		BB		2	0	1	0	2	0	0						
Steve Rogers, R Fred Norman, S Rowland Office, L Bill Gullickson, R Jerry White, S Woodie Fryman, R (1, 1) (5, 1) (6, PH) (6, 1) (8, PH) (8, 1)			L6		SH1-4 1-2	F8		F8		1	0	0	0	0	0	0						
Inning Stats	R: 1 E: 0 K: 1 S: 7	H: 2 LOB: 1 BB: 0 P: 7	R: 0 E: 0 K: 0 S: 3	H: 0 LOB: 0 BB: 0 P: 3	R: 0 E: 0 K: 0 S: 3	H: 0 LOB: 0 BB: 0 P: 3	R: 1 E: 0 K: 0 S: 5	H: 2 LOB: 1 BB: 0 P: 5	R: 0 E: 0 K: 1 S: 6	H: 1 LOB: 1 BB: 0 P: 6	R: 2 E: 0 K: 2 S: 10	H: 3 LOB: 2 BB: 1 P: 14	R: 2 E: 0 K: 1 S: 7	H: 2 LOB: 0 BB: 0 P: 7	R: 0 E: 0 K: 0 S: 3	H: 0 LOB: 1 BB: 1 P: 7	R: 0 E: 0 K: 0 S: 3	H: 0 LOB: 0 BB: 0 P: 3	1B: 7 2B: 1 3B: 0 HR: 2	SF: 0 SAC: 1 DP: 0 HBP: 0	WP: 1 PB: 0 SB: 1 CS: 0	PA: 39
PITCHER	IP WLS BF H R ER SO BB IBB HBP BLK WP HR S P ERA WHIP	5.0 W 22 7 4 4 2 0 0 0 0 0 0 26 26 7.20 1.400	4.0 S 17 3 2 2 3 2 0 0 0 1 1 21 29 4.50 1.250	PITCHER										IP WLS BF H R ER SO BB IBB HBP BLK WP HR S P ERA WHIP								

Montreal Expos @ St. Louis Cardinals
Busch Stadium, St. Louis, MO

AB 36
R 6
H 10
RBI 6
BB 2
SO 5
LOB 12



Sat May 31 1980, 7:05 PM CDT
Att: 19,106 - Unknown

Batter	1	2	3	4	5	6	7	8	9	AB	R	H	RBI	BB	SO	LOB	BOTTOM			
Garry Templeton, S OBP: 0.347, SLG: 0.391 (1, 6)	K		E S 3B 1B	F8	FC6-4 1-2		G4-6-3 1-2			5	1	1	0	0	1	6				
Tony Scott, S OBP: 0.291, SLG: 0.287 (1, 8)	4-3		1B 3B		4-3	K		G4-6-3 BB		4	1	1	1	1	1	0				
Keith Hernandez, L OBP: 0.417, SLG: 0.500 (1, 3)	1B 2B		K		F8	L4		G4-6-3 1-2		5	1	1	0	0	1	2				
Dane Iorg, L Bobby Bonds, R OBP: 0.446, SLG: 0.583 OBP: 0.297, SLG: 0.337 (1, 7) (8, PH) (9, 7)	2H 1B				WP HR 2B	1B 2B		K		4	2	4	2	0	0	0				
Terry Kennedy, L OBP: 0.400, SLG: 0.542 (1, 2)	4-3		1-3		WP HR IBB	2H 1B				3	1	1	1	1	0	2				
George Hendrick, R OBP: 0.369, SLG: 0.595 (1, 9)		G4-3 BB		6-3		HR		K		3	1	1	3	1	1	1				
Ken Reitz, R OBP: 0.407, SLG: 0.494 (1, 5)	G4-3 1-2				FC6-4 1B	1B 2B		1B 1B		4	1	3	0	0	0	1				
Mike Ramsey, S OBP: 0.385, SLG: 0.560 (1, 4)	P5				FC6-4 1B	1B IBB		G4-6-3 1B		3	0	1	0	1	0	1				
Bob Forsch, R Pete Vuckovich, R OBP: 0.276, SLG: 0.500 OBP: 0.125, SLG: 0.130 (1, 1) (6, 1)			6-3		1-2 1B	1-2 1B		K		3	0	2	1	0	0	0				
Inning Stats	R: 1 E: 0 K: 1 S: 7	H: 2 LOB: 1 BB: 0 P: 7	R: 0 E: 0 K: 0 S: 2	H: 0 LOB: 1 BB: 1 P: 6	R: 2 E: 0 K: 1 S: 8	H: 3 LOB: 1 BB: 0 P: 8	R: 0 E: 0 K: 0 S: 5	H: 2 LOB: 2 BB: 0 P: 5	R: 4 E: 0 K: 0 S: 7	H: 4 LOB: 2 BB: 2 P: 15	R: 1 E: 0 K: 2 S: 9	H: 2 LOB: 1 BB: 0 P: 9	R: 0 E: 0 K: 1 S: 6	H: 2 LOB: 1 BB: 0 P: 6	R: 0 E: 0 K: 1 S: 4	H: 0 LOB: 0 BB: 1 P: 8	1B: 9 2B: 4 3B: 1 HR: 1	SF: 0 SAC: 0 DP: 3 HBP: 0	WP: 1 PB: 0 SB: 1 CS: 0	PA: 40
PITCHER	IP WLS BF H R ER SO BB IBB HBP BLK WP HR S P ERA WHIP	4.2 L 27 11 7 7 2 0 0 0 0 0 0 1 1 0.00 0.000	0.1 1 0 0 0 0 0 0 0 0 0 0 0 1 1 0.00 0.000	2.0 9 4 1 1 3 0 0 0 0 0 0 0 15 15 4.50 2.000	1.0 3 0 0 0 0 1 1 0 0 0 0 0 4 8 0.00 1.000	PITCHER										IP WLS BF H R ER SO BB IBB HBP BLK WP HR S P ERA WHIP				

Montreal Expos @ St. Louis Cardinals
Busch Stadium, St. Louis, MO

AB 36
R 8
H 15
RBI 8
BB 4
SO 6
LOB 15



Sat May 31 1980, 7:05 PM CDT
Att: 19,106 - Unknown

Batter	1	2	3	4	5	6	7	8	9	10	11	12	AB	R	H	RBI	BB	SO	LOB	TOP		
Ron LeFlore, R Stan Bahnsen, R Fred Norman, S	F9		F9		F9		FC5-4		F9		F9		6	2	1	0	0	0	3			
Rodney Scott, S	4-3		FC4-6		SF8				1-3				3	2	0	1	2	0	1			
Andre Dawson, R	4-3		E7										5	2	4	2	1	0	1			
John Tamargo, S	K												5	0	2	3	1	1	3			
Warren Cromartie, L	L7		4-3		4-3								6	0	1	1	0	1	6			
Rowland Office, L													6	0	0	0	0	1	3			
Ken Macha, R	6-3												5	0	1	0	0	0	0			
Chris Speier, R	5-3												5	0	0	0	0	1	1			
Bill Lee, L Elias Sosa, R Woodie Fryman, R Jerry White, S													3	1	3	0	0	0	0			
Inning Stats	R: 1 E: 0 K: 1 S: 6	H: 1 LOB: 1 BB: 1 P: 10	R: 0 E: 0 K: 0 S: 3	H: 0 LOB: 0 BB: 0 P: 3	R: 2 E: 2 K: 0 S: 6	H: 3 LOB: 1 BB: 0 P: 6	R: 0 E: 0 K: 0 S: 3	H: 0 LOB: 0 BB: 0 P: 3	R: 1 E: 0 K: 0 S: 5	H: 2 LOB: 2 BB: 1 P: 9	R: 0 E: 0 K: 1 S: 5	H: 1 LOB: 0 BB: 0 P: 5	R: 0 E: 0 K: 0 S: 4	H: 1 LOB: 0 BB: 0 P: 4	R: 0 E: 0 K: 1 S: 5	H: 0 LOB: 0 BB: 0 P: 5	R: 0 E: 0 K: 1 S: 5	H: 2 LOB: 1 BB: 0 P: 6	1B: 6 2B: 6 3B: 0 HR: 0	SF: 1 SAC: 0 DP: 1 HBP: 0	WP: 0 PB: 0 SB: 5 CS: 0	PA: 51
PITCHER	IP	WLS	BF	H	R	ER	SO	BB	IBB	HBP	BLK	WP	HR	S	P	ERA	WHIP					
Silvio Martinez, R	4.2		22	6	4	3	1	2	0	0	0	0	0	22	30	5.79	1.714					
Don Hood, L	2.1		11	2	2	2	1	1	1	0	0	0	0	11	19	7.71	1.286					
Pete Vuckovich, R	3.0		10	2	0	0	2	0	0	0	0	0	0	14	14	0.00	0.667					
George Frazier, R	2.0	L	8	2	1	1	1	0	0	0	0	0	0	10	10	4.50	1.000					

Montreal Expos @ St. Louis Cardinals
Busch Stadium, St. Louis, MO
Sun Jun 01 1980, 3:33 AM CDT
Alt. 30.016 - Unknown

AB 46
R 7
H 12
RBI 7
BB 4
SO 5
LOB 18



Batter	1	2	3	4	5	6	7	8	9	10	11	12	AB	R	H	RBI	BB	SO	LOB	BOTTOM		
Bobby Bonds, R	F9		6-3										5	0	1	0	1	0	2			
Garry Templeton, S	5-3												6	0	0	0	0	1	3			
Keith Hernandez, L	1B												5	2	2	0	0	0	0			
Ted Simmons, S	1B												6	2	2	3	0	1	2			
George Hendrick, R	1B												5	0	0	0	1	0	0			
Ken Reitz, R	1B												6	2	3	1	0	0	0			
Tony Scott, S	1B												4	0	2	0	2	1	1			
Mike Ramsey, S	P6												3	0	1	1	0	0	4			
Dane Iorg, L													1	0	1	1	0	0	0			
Tom Herr, S													2	0	1	0	0	1	1			
Silvio Martinez, R Don Hood, L Elias Sosa, R Woodie Fryman, L Stan Bahnsen, R Fred Norman, L													1	0	0	0	0	0	1			
Inning Stats	R: 2 E: 0 K: 0 S: 6	H: 3 LOB: 3 BB: 2 P: 14	R: 0 E: 0 K: 1 S: 6	H: 1 LOB: 2 BB: 0 P: 7	R: 1 E: 0 K: 0 S: 6	H: 3 LOB: 2 BB: 0 P: 6	R: 0 E: 0 K: 1 S: 5	H: 0 LOB: 0 BB: 0 P: 6	R: 0 E: 0 K: 0 S: 4	H: 1 LOB: 1 BB: 0 P: 4	R: 0 E: 0 K: 0 S: 5	H: 0 LOB: 0 BB: 0 P: 5	R: 0 E: 0 K: 0 S: 3	H: 1 LOB: 2 BB: 1 P: 12	R: 0 E: 0 K: 0 S: 3	H: 0 LOB: 0 BB: 0 P: 3	R: 0 E: 0 K: 1 S: 5	H: 0 LOB: 1 BB: 1 P: 9	1B: 10 2B: 1 3B: 1 HR: 1	SF: 0 SAC: 1 DP: 0 HBP: 1	WP: 0 PB: 0 SB: 3 CS: 0	PA: 54
PITCHER	IP	WLS	BF	H	R	ER	SO	BB	IBB	HBP	BLK	WP	HR	S	P	ERA	WHIP					
Bill Lee, L	6.0		31	10	5	5	3	2	0	0	1	0	1	34	43	7.50	2.000					
Elias Sosa, R	0.2		4	2	1	1	0	0	0	0	0	0	0	4	4	13.50	3.000					
Woodie Fryman, L	3.1		12	1	0	0	3	0	1	0	0	0	0	17	21	0.00	0.300					
Stan Bahnsen, R	1.1	W	5	0	0	0	0	1	0	0	0	0	0	4	8	0.00	0.750					
Fred Norman, L	0.2	S	2	0	0	0	1	0	0	0	0	0	0	4	4	0.00	0.000					

Montreal Expos @ St. Louis Cardinals
Busch Stadium, St. Louis, MO
Sun Jun 01 1980, 3:33 AM CDT
Alt. 30.016 - Unknown

AB 48
R 6
H 13
RBI 6
BB 4
SO 7
LOB 16



Batter	1	2	3	4	5	6	7	8	9	AB	R	H	RBI	BB	SO	LOB	TOP										
Lenny Randle, S (1,4) OBP: 0.346, SLG: 0.387	F7	FC6-4		P6					1-3	5	0	1	1	0	0	3											
Ivan De Jesus, R (1,6) OBP: 0.310, SLG: 0.388	K		F9			CS	F8		K	4	0	0	0	1	2	0											
Larry Bittner, L (1,3) OBP: 0.389, SLG: 0.419	4-3									3	1	2	0	1	0	0											
Dave Kingman, R (1,7) OBP: 0.366, SLG: 0.591			F7							4	1	2	0	0	0	3											
Jesus Figueroa, L (7, PR) OBP: 0.407, SLG: 0.333		BB								1	0	1	0	0	0	0											
Mike Vail, R (1,9) OBP: 0.417, SLG: 0.577			F7							4	1	1	1	1	0	5											
Jerry Martin, R (1,8) OBP: 0.325, SLG: 0.484										4	1	1	3	0	0	4											
Steve Ontiveros, S (1,5) OBP: 0.333, SLG: 0.293										3	0	1	0	1	1	0											
Mick Kelleher, R (8,5) OBP: 0.229, SLG: 0.182										0	0	0	0	0	0	0											
Tim Blackwell, S (1,2) OBP: 0.280, SLG: 0.292										4	0	1	0	0	0	1											
Rick Reuschel, R (1,1) OBP: 0.172, SLG: 0.241										4	1	1	0	0	0	3											
Inning Stats	R: 0 E: 0 K: 1 S: 5	H: 0 LOB: 0 BB: 5	R: 3 E: 0 K: 0 S: 5	H: 2 LOB: 1 BB: 13	R: 0 E: 0 K: 0 S: 3	H: 0 LOB: 1 BB: 1	R: 0 E: 0 K: 0 S: 5	H: 2 LOB: 2 BB: 5	R: 0 E: 0 K: 0 S: 4	H: 1 LOB: 2 BB: 1	R: 1 E: 0 K: 0 S: 4	H: 2 LOB: 0 BB: 4	R: 1 E: 0 K: 0 S: 5	H: 3 LOB: 2 BB: 5	R: 0 E: 0 K: 1 S: 5	H: 0 LOB: 0 BB: 5	R: 0 E: 0 K: 1 S: 6	H: 1 LOB: 2 BB: 7	1B: 8 2B: 1 3B: 1 HR: 1	SF: 0 SAC: 0 DP: 0 HBP: 1	WP: 0 PA: 42 PB: 0 SB: 1 CS: 1						
PITCHER	IP	WLS	BF	H	R	ER	SO	BB	IBB	HBP	BLK	WP	HR	S	P	ERA	WHIP										
Ross Grimsley, L (1,1) ERA: 5.33	4.0	L	21	5	3	3	1	4	0	0	0	0	1	19	35	6.75	2.250										
Stan Bahnsen, R (5,1) ERA: 1.44	2.1		10	4	2	2	0	0	0	0	0	0	0	10	10	7.71	1.714										
Elias Sosa, R (7,1) ERA: 3.04	1.2		5	1	0	0	1	0	0	0	0	0	0	7	7	0.00	0.600										
Fred Norman, L (9,1) ERA: 7.54	1.0		5	1	0	0	1	0	0	1	0	0	0	6	7	0.00	1.000										

Chicago Cubs @ Montreal Expos
Olympic Stadium, Montreal, QB
Tue Jun 03 1980, 7:05 PM EDT
Att: 22,502 - Unknown

AB	36
R	5
H	11
RBI	5
BB	4
SO	3
LOB	19



Batter	1	2	3	4	5	6	7	8	9	AB	R	H	RBI	BB	SO	LOB	BOTTOM										
Ron LeFlore, R (1,7) OBP: 0.303, SLG: 0.289	K		5-3						K	4	0	1	0	0	2	0											
Rodney Scott, S (1,4) OBP: 0.301, SLG: 0.246	K									4	1	1	0	0	1	0											
Andre Dawson, R (1,8) OBP: 0.353, SLG: 0.473	6-3									4	0	0	0	0	2	1											
Gary Carter, R (1,2) OBP: 0.328, SLG: 0.503										3	1	1	2	1	0	0											
Warren Cromartie, L (1,3) OBP: 0.311, SLG: 0.430										4	0	0	0	0	1	1											
Rowland Office, L (1,9) OBP: 0.344, SLG: 0.358										4	0	3	0	0	0	1											
Ken Macha, R (1,5) OBP: 0.391, SLG: 0.512										3	0	0	0	0	1	3											
Chris Speier, R (1,6) OBP: 0.353, SLG: 0.417										3	0	0	0	0	0	1											
Ross Grimsley, L (1,1) OBP: 0.143, SLG: 0.143										1	0	0	0	0	1	0											
Stan Bahnsen, R (5,1)										1	0	0	0	0	1	0											
Elias Sosa, R (7,1)										0	0	0	0	0	0	0											
Tom Hutton, L (8, PH) OBP: 0.125, SLG: 0.048										1	0	0	0	0	0	0											
Fred Norman, S (9,1)										0	0	0	0	0	0	0											
Inning Stats	R: 0 E: 0 K: 2 S: 7	H: 0 LOB: 0 BB: 0	R: 0 E: 0 K: 0 S: 4	H: 1 LOB: 1 BB: 0	R: 0 E: 0 K: 1 S: 5	H: 0 LOB: 0 BB: 0	R: 2 E: 0 K: 1 S: 8	H: 3 LOB: 1 BB: 0	R: 0 E: 0 K: 1 S: 5	H: 1 LOB: 0 BB: 0	R: 0 E: 0 K: 0 S: 3	H: 0 LOB: 0 BB: 0	R: 0 E: 0 K: 2 S: 8	H: 1 LOB: 1 BB: 0	R: 0 E: 0 K: 1 S: 5	H: 0 LOB: 0 BB: 0	R: 0 E: 0 K: 1 S: 5	H: 0 LOB: 1 BB: 1	1B: 4 2B: 1 3B: 0 HR: 1	SF: 0 SAC: 0 DP: 0 HBP: 0	WP: 0 PA: 34 PB: 1 SB: 0 CS: 1						
PITCHER	IP	WLS	BF	H	R	ER	SO	BB	IBB	HBP	BLK	WP	HR	S	P	ERA	WHIP										
Rick Reuschel, R (1,1) ERA: 3.53	9.0	W	33	6	2	2	9	1	0	0	0	0	1	50	54	2.00	0.778										

Chicago Cubs @ Montreal Expos
Olympic Stadium, Montreal, QB
Tue Jun 03 1980, 7:05 PM EDT
Att: 22,502 - Unknown

AB	32
R	2
H	6
RBI	2
BB	1
SO	9
LOB	7



Batter	1	2	3	4	5	6	7	8	9	AB	R	H	RBI	BB	SO	LOB	TOP					
Lenny Randle, S (1,4) OBP: 0.349, SLG: 0.382	F5		FC1-6 BB		F9		BB			2	0	0	0	2	0	0	Chicago Cubs @ Montreal Expos Olympic Stadium, Montreal, QB Wed Jun 04 1980, 7:05 PM EDT Att: 13,297 - Unknown					
Ivan De Jesus, R (1,6) OBP: 0.304, SLG: 0.379	4-3		FC1-6 S		K		BB			4	0	0	0	0	1	4						
Larry Bittner, L (1,3) OBP: 0.395, SLG: 0.439			1-3		F8					4	0	2	0	0	0	2						
Dave Kingman, R (1,7) OBP: 0.370, SLG: 0.614	K			G4-6-3 1B		HR		K		4	1	2	1	0	2	2						
Mike Vail, R (1,9) OBP: 0.409, SLG: 0.561		CS 1B		G4-6-3		K		5-3		4	0	1	0	0	1	2						
Jerry Martin, R (1,8) OBP: 0.329, SLG: 0.484	K			BB 1B		6-3				4	0	2	0	0	1	1						
Steve Ontiveros, S (1,5) OBP: 0.347, SLG: 0.300										2	0	1	0	1	1	0						
Mick Kelleher, R (7, PR) OBP: 0.222, SLG: 0.176	K			BB			SH1-4 1B		6-3	1	0	0	0	0	0	0						
Tim Blackwell, S (1,2) OBP: 0.279, SLG: 0.289				BB	F8		P1		F2	4	0	1	0	0	0	3						
Lynn McGlothen, L (1,1) OBP: 0.556, SLG: 0.625										2	0	0	0	0	0	1						
Willie Hernandez, L (7, PH) OBP: 0.375, SLG: 0.500					1-3		SH1-4		4-3	0	0	0	0	0	0	0						
Dick Tidrow, R (8, PH) OBP: 0.393, SLG: 0.320				FC1-6 BB						1	0	0	0	0	0	0						
Inning Stats	R: 0 E: 0 K: 1 S: 6	H: 1 LOB: 1 BB: 0 P: 6	R: 0 E: 0 K: 2 S: 7	H: 1 LOB: 0 BB: 0 P: 7	R: 0 E: 0 K: 0 S: 4	H: 1 LOB: 2 BB: 1 P: 8	R: 0 E: 0 K: 0 S: 4	H: 2 LOB: 2 BB: 1 P: 8	R: 0 E: 0 K: 1 S: 5	H: 0 LOB: 0 BB: 0 P: 5	R: 1 E: 0 K: 1 S: 6	H: 1 LOB: 0 BB: 0 P: 6	R: 0 E: 0 K: 0 S: 4	H: 1 LOB: 2 BB: 1 P: 8	R: 0 E: 0 K: 1 S: 6	H: 2 LOB: 2 BB: 0 P: 6	R: 0 E: 0 K: 0 S: 3	H: 0 LOB: 0 BB: 0 P: 3	1B: 7 2B: 1 3B: 0 HR: 1	SF: 0 SAC: 1 DP: 1 HBP: 0	WP: 0 PB: 0 SB: 1 CS: 1	PA: 36
PITCHER Steve Rogers, R (1,1) ERA: 3.25	IP: 9.0 WLS: W BF: 36 H: 9 R: 1 ER: 1 SO: 6 BB: 3 IBB: 0 HBP: 0 BLK: 0 WP: 0 HR: 1 S: 45 P: 57 ERA: 1.00 WHIP: 1.333															PITCHER						

AB	32
R	1
H	9
RBI	1
BB	3
SO	6
LOB	15



Batter	1	2	3	4	5	6	7	8	9	AB	R	H	RBI	BB	SO	LOB	BOTTOM			
Ron LeFlore, R (1,7) OBP: 0.311, SLG: 0.294	5-3		F8				HR			4	1	2	0	1	0	0	Chicago Cubs @ Montreal Expos Olympic Stadium, Montreal, QB Wed Jun 04 1980, 7:05 PM EDT Att: 13,297 - Unknown			
Rodney Scott, S (1,4) OBP: 0.298, SLG: 0.245	K		FC5-4 1B		4-3		F9		1-3	5	0	1	0	0	1	6				
Andre Dawson, R (1,8) OBP: 0.355, SLG: 0.487	BB 1B BB		FC5-4		4-3		HR		3-2	4	2	1	3	1	0	5				
Gary Carter, R (1,2) OBP: 0.331, SLG: 0.519	BB 1B BB		K				F8		HR	3	1	1	1	1	1	1				
Warren Cromartie, L (1,3) OBP: 0.315, SLG: 0.432							G3		F9	4	0	2	1	0	0	0				
Rowland Office, L (1,9) OBP: 0.358, SLG: 0.364										2	0	1	0	1	0	2				
Bob Pate, R (8, PH) OBP: 1.000, SLG: 1.000	F9									1	1	1	0	0	0	0				
Ken Macha, R (1,5) OBP: 0.380, SLG: 0.511										4	1	1	0	0	2	2				
Chris Speier, R (1,6) OBP: 0.371, SLG: 0.427										3	2	2	0	1	0	0				
Steve Rogers, R (1,1) OBP: 0.346, SLG: 0.190										3	0	1	2	0	1	1				
Inning Stats	R: 1 E: 0 K: 1 S: 6	H: 1 LOB: 2 BB: 2 P: 14	R: 0 E: 0 K: 1 S: 5	H: 0 LOB: 0 BB: 0 P: 5	R: 0 E: 0 K: 1 S: 6	H: 1 LOB: 1 BB: 0 P: 6	R: 0 E: 0 K: 0 S: 2	H: 1 LOB: 0 BB: 1 P: 6	R: 0 E: 0 K: 1 S: 7	H: 2 LOB: 2 BB: 0 P: 7	R: 0 E: 0 K: 1 S: 6	H: 1 LOB: 1 BB: 0 P: 6	R: 4 E: 0 K: 0 S: 6	H: 3 LOB: 0 BB: 1 P: 12	R: 3 E: 0 K: 0 S: 6	H: 4 LOB: 1 BB: 1 P: 10	1B: 10 2B: 2 3B: 0 HR: 2	SF: 0 SAC: 1 DP: 1 HBP: 0	WP: 0 PB: 1 SB: 0 CS: 2	PA: 39
PITCHER Lynn McGlothen, R (1,1) ERA: 9.98	IP: 6.2 WLS: L BF: 31 H: 9 R: 5 ER: 5 SO: 5 BB: 4 IBB: 0 HBP: 0 BLK: 0 WP: 0 HR: 2 S: 37 P: 55 ERA: 6.75 WHIP: 1.950															PITCHER				
Willie Hernandez, L (7, PH) ERA: 5.01	IP: 0.1 WLS: L BF: 3 H: 2 R: 2 ER: 2 SO: 0 BB: 0 IBB: 0 HBP: 0 BLK: 0 WP: 0 HR: 3 S: 3 P: 3 ERA: 54.00 WHIP: 6.000															PITCHER				
Dick Tidrow, R (8, PH) ERA: 1.66	IP: 1.0 WLS: L BF: 5 H: 2 R: 1 ER: 0 SO: 0 BB: 1 IBB: 0 HBP: 0 BLK: 0 WP: 0 HR: 4 S: 8 P: 8 ERA: 0.00 WHIP: 2.000															PITCHER				

AB	33
R	8
H	13
RBI	7
BB	5
SO	5
LOB	17



Batter	1	2	3	4	5	6	7	8	9	AB	R	H	RBI	BB	SO	LOB	TOP					
Lenny Randle, S (1, 4) OBP: 0.347, SLG: 0.391										4	0	1	0	0	1	3	Chicago Cubs @ Montreal Expos Olympic Stadium, Montreal, QB Thu Jun 05 1980, 7:05 PM EDT Att: 19,420 - Unknown					
Ivan De Jesus, R (1, 6) OBP: 0.297, SLG: 0.371										4	0	0	0	0	0	1						
Larry Blittner, L (1, 3) OBP: 0.388, SLG: 0.429										4	0	1	0	0	1	1						
Dave Kingman, R (1, 7) OBP: 0.366, SLG: 0.602										4	0	1	0	0	1	2						
Mike Vail, R (1, 9) OBP: 0.413, SLG: 0.553										3	0	1	0	1	1	1						
Jerry Martin, R (1, 8) OBP: 0.328, SLG: 0.479										4	0	1	0	0	1	3						
Steve Ontiveros, S (1, 5) OBP: 0.347, SLG: 0.290										2	0	0	0	1	1	1						
Mick Kelleher, R (7, PR) OBP: 0.222, SLG: 0.176										0	0	0	0	0	0	0						
Jesus Figueroa, L (9, PH) OBP: 0.379, SLG: 0.308										1	0	0	0	0	1	0						
Tim Blackwell, S (1, 2) OBP: 0.284, SLG: 0.295										2	0	1	0	0	1	1						
Scot Thompson, L (9, PH) OBP: 0.365, SLG: 0.380										1	0	0	0	0	0	0						
Dennis Lamp, R (1, 1) OBP: 0.222, SLG: 0.125										3	0	0	0	0	0	3						
Bill Caudill, R (7, 1)										0	0	0	0	0	0	0						
Willie Hernandez, L (8, 1) OBP: 0.375, SLG: 0.500										0	0	0	0	0	0	0						
Inning Stats	R: 0 E: 0 K: 0 S: 4	H: 1 LOB: 1 BB: 0 P: 4	R: 0 E: 0 K: 3 S: 10	H: 1 LOB: 1 BB: 0 P: 10	R: 0 E: 0 K: 0 S: 3	H: 0 LOB: 0 BB: 0 P: 3	R: 0 E: 0 K: 2 S: 7	H: 0 LOB: 1 BB: 1 P: 11	R: 0 E: 0 K: 1 S: 4	H: 1 LOB: 1 BB: 0 P: 4	R: 0 E: 0 K: 1 S: 5	H: 2 LOB: 2 BB: 0 P: 7	R: 0 E: 0 K: 1 S: 5	H: 0 LOB: 1 BB: 1 P: 9	R: 0 E: 0 K: 0 S: 4	H: 1 LOB: 1 BB: 0 P: 4	R: 0 E: 0 K: 1 S: 5	H: 0 LOB: 0 BB: 0 P: 5	1B: 5 2B: 0 3B: 1 HR: 0	SF: 0 SAC: 1 DP: 0 HBP: 0	WP: 0 PB: 0 SB: 0 CS: 0	PA: 35
PITCHER Scott Sanderson, R ERA: 3.09	IP: 9.0 WLS: W BF: 35 H: 6 R: 0 ER: 0 SO: 8 BB: 2 IBB: 0 HBP: 0 BLK: 0 WP: 0 HR: 0 S: 49 P: 57 ERA: 0.00 WHIP: 0.889															PITCHER	IP: 0 WLS: 0 BF: 0 H: 0 R: 0 ER: 0 SO: 0 BB: 0 IBB: 0 HBP: 0 BLK: 0 WP: 0 HR: 0 S: 0 P: 0 ERA: 0.00 WHIP: 0.000					

Batter	1	2	3	4	5	6	7	8	9	AB	R	H	RBI	BB	SO	LOB	BOTTOM	
Ron LeFlore, R (1, 7) OBP: 0.310, SLG: 0.293										4	0	1	0	0	1	0	Chicago Cubs @ Montreal Expos Olympic Stadium, Montreal, QB Thu Jun 05 1980, 7:05 PM EDT Att: 19,420 - Unknown	
Jerry White, S (9, 7) OBP: 0.381, SLG: 0.514										0	0	0	0	0	0	0		
Rodney Scott, S (1, 4) OBP: 0.303, SLG: 0.266										4	0	2	0	0	0	0		
Andre Dawson, R (1, 8) OBP: 0.352, SLG: 0.477										3	0	0	0	1	2	3		
Gary Carter, R (1, 2) OBP: 0.330, SLG: 0.509										3	0	0	0	1	1	1		
Warren Cromartie, L (1, 3) OBP: 0.314, SLG: 0.428										4	1	1	0	0	1	2		
Rowland Office, L (1, 9) OBP: 0.357, SLG: 0.414										3	1	1	2	0	1	0		
Ken Macha, R (1, 5) OBP: 0.396, SLG: 0.520										3	0	2	0	0	0	0		
Chris Speier, R (1, 6) OBP: 0.370, SLG: 0.423										3	0	1	0	0	0	0		
Scott Sanderson, R (1, 1) OBP: 0.150, SLG: 0.211										3	0	0	0	0	2	2		
Inning Stats	R: 0 E: 0 K: 0 S: 3	H: 0 LOB: 0 BB: 0 P: 3	R: 0 E: 0 K: 0 S: 3	H: 0 LOB: 0 BB: 0 P: 3	R: 0 E: 0 K: 1 S: 5	H: 0 LOB: 0 BB: 0 P: 5	R: 0 E: 0 K: 2 S: 8	H: 1 LOB: 1 BB: 0 P: 8	R: 0 E: 0 K: 1 S: 5	H: 1 LOB: 0 BB: 0 P: 5	R: 2 E: 0 K: 1 S: 8	H: 4 LOB: 1 BB: 0 P: 8	R: 0 E: 0 K: 1 S: 5	H: 0 LOB: 2 BB: 2 P: 13	1B: 6 2B: 0 3B: 1 HR: 1	SF: 0 SAC: 0 DP: 1 HBP: 0	WP: 0 PB: 0 SB: 2 CS: 1	PA: 33
PITCHER Dennis Lamp, R ERA: 4.56	IP: 6.1 WLS: L BF: 26 H: 8 R: 2 ER: 2 SO: 7 BB: 0 IBB: 0 HBP: 0 BLK: 0 WP: 0 HR: 1 S: 40 P: 40 ERA: 2.84 WHIP: 1.263															PITCHER Bill Caudill, R ERA: 2.14	IP: 1.1 WLS: 0 BF: 5 H: 0 R: 0 ER: 0 SO: 0 BB: 2 IBB: 0 HBP: 0 BLK: 0 WP: 0 HR: 0 S: 3 P: 11 ERA: 0.00 WHIP: 1.500	
PITCHER Willie Hernandez, L ERA: 4.96	IP: 0.1 WLS: 0 BF: 1 H: 0 R: 0 ER: 0 SO: 1 BB: 0 IBB: 0 HBP: 0 BLK: 0 WP: 0 HR: 0 S: 3 P: 3 ERA: 0.00 WHIP: 0.000															PITCHER Willie Hernandez, L ERA: 4.96	IP: 0.1 WLS: 0 BF: 1 H: 0 R: 0 ER: 0 SO: 1 BB: 0 IBB: 0 HBP: 0 BLK: 0 WP: 0 HR: 0 S: 3 P: 3 ERA: 0.00 WHIP: 0.000	

Batter	1	2	3	4	5	6	7	8	9	AB	R	H	RBI	BB	SO	LOB	TOP					
Garry Templeton, S OBP: 0.319, SLG: 0.356 (1, 6)	4-3		G3				FC6-4			4	1	1	0	0	0	1						
Mike Ramsay, S OBP: 0.391, SLG: 0.511 (1, 4)	F8									4	1	2	0	0	0	0						
Keith Hernandez, L OBP: 0.417, SLG: 0.529 (1, 3)	F7									4	0	1	0	0	0	3						
Ted Simmons, S OBP: 0.383, SLG: 0.500 (1, 2)		F9								4	0	1	0	0	0	0						
George Hendrick, R OBP: 0.355, SLG: 0.567 (1, 9)	L6									3	0	0	1	0	0	1						
Bobby Bonds, R OBP: 0.296, SLG: 0.336 (1, 7)										4	0	2	0	0	0	3						
Ken Reitz, R OBP: 0.389, SLG: 0.483 (1, 5)										4	0	0	0	0	0	4						
Tony Scott, S OBP: 0.290, SLG: 0.270 (1, 8)			G3							4	0	0	0	0	0	2						
Bob Forsch, R OBP: 0.281, SLG: 0.484 (1, 1)										3	0	1	0	0	1	0						
Steve Swisher, R OBP: 0.091, SLG: 0.091 (9, PH)			P4							1	0	0	0	0	0	0						
Inning Stats	R: 0 E: 0 K: 0 S: 3	H: 0 LOB: 0 BB: 0 P: 3	R: 0 E: 0 K: 0 S: 4	H: 1 LOB: 1 BB: 0 P: 4	R: 0 E: 0 K: 0 S: 3	H: 0 LOB: 0 BB: 0 P: 3	R: 1 E: 0 K: 0 S: 6	H: 3 LOB: 2 BB: 0 P: 6	R: 1 E: 1 K: 1 S: 7	H: 1 LOB: 1 BB: 0 P: 7	R: 0 E: 0 K: 0 S: 5	H: 1 LOB: 1 BB: 0 P: 5	R: 0 E: 0 K: 0 S: 4	H: 2 LOB: 1 BB: 0 P: 4	R: 0 E: 1 K: 0 S: 3	H: 0 LOB: 0 BB: 0 P: 3	R: 0 E: 0 K: 0 S: 3	H: 0 LOB: 0 BB: 0 P: 3	1B: 8 2B: 0 3B: 0 HR: 0	SF: 1 SAC: 0 DP: 1 HBP: 0	WP: 0 PB: 0 SB: 3 CS: 0	PA: 36
PITCHER Bill Lee, L ERA: 4.79 (1, 1)	IP: 9.0 WLS: W BF: 36 H: 8 R: 2 ER: 1 SO: 1 BB: 0 IBB: 0 HBP: 0 BLK: 0 WP: 0 HR: 0 S: 38 P: 38 ERA: 1.00 WHIP: 0.889															PITCHER						

St. Louis Cardinals @ Montreal Expos
Olympic Stadium, Montreal, QB
Fri Jun 06 1980, 7:05 PM EDT
Att: 25,151 - Unknown

AB	35
R	2
H	8
RBI	1
BB	0
SO	1
LOB	14



Batter	1	2	3	4	5	6	7	8	9	AB	R	H	RBI	BB	SO	LOB	BOTTOM					
Ron LeFlore, R OBP: 0.318, SLG: 0.309 (1, 7)	SH2-3									4	3	3	0	0	0	0						
Jerry White, S OBP: 0.381, SLG: 0.514 (9, 7)										0	0	0	0	0	0	0						
Rodney Scott, S OBP: 0.304, SLG: 0.262 (1, 4)	SH2-3									2	1	0	0	1	1	1						
Andre Dawson, R OBP: 0.361, SLG: 0.487 (1, 8)										1	2	1	2	2	0	0						
Gary Carter, R OBP: 0.328, SLG: 0.509 (1, 2)										4	1	1	2	0	1	1						
Warren Cromartie, L OBP: 0.312, SLG: 0.424 (1, 3)										4	0	1	1	0	1	1						
Rowland Office, L OBP: 0.365, SLG: 0.419 (1, 9)										4	0	2	1	0	1	0						
Ken Macha, R OBP: 0.404, SLG: 0.509 (1, 5)										3	0	1	0	1	0	0						
Chris Speier, R OBP: 0.354, SLG: 0.402 (1, 6)										4	0	0	0	0	0	5						
Bill Lee, L OBP: 0.296, SLG: 0.333 (1, 1)										3	0	0	0	0	1	0						
Inning Stats	R: 3 E: 0 K: 1 S: 7	H: 3 LOB: 1 BB: 1 P: 11	R: 0 E: 1 K: 1 S: 5	H: 0 LOB: 0 BB: 0 P: 5	R: 0 E: 0 K: 1 S: 4	H: 0 LOB: 0 BB: 1 P: 8	R: 0 E: 0 K: 1 S: 5	H: 0 LOB: 0 BB: 0 P: 5	R: 0 E: 0 K: 0 S: 3	H: 0 LOB: 0 BB: 0 P: 3	R: 1 E: 0 K: 0 S: 4	H: 1 LOB: 0 BB: 0 P: 4	R: 0 E: 0 K: 0 S: 4	H: 1 LOB: 1 BB: 0 P: 4	R: 3 E: 1 K: 1 S: 9	H: 4 LOB: 3 BB: 2 P: 17	R: 0 E: 0 K: 0 S: 3	H: 0 LOB: 0 BB: 0 P: 3	1B: 6 2B: 3 3B: 0 HR: 0	SF: 1 SAC: 1 DP: 0 HBP: 0	WP: 0 PB: 0 SB: 3 CS: 2	PA: 36
PITCHER Bob Forsch, R ERA: 3.72 (1, 1)	IP: 8.0 WLS: L BF: 35 H: 9 R: 7 ER: 7 SO: 5 BB: 4 IBB: 0 HBP: 0 BLK: 0 WP: 0 HR: 0 S: 41 P: 57 ERA: 7.88 WHIP: 1.625															PITCHER						

St. Louis Cardinals @ Montreal Expos
Olympic Stadium, Montreal, QB
Fri Jun 06 1980, 7:05 PM EDT
Att: 25,151 - Unknown

AB	29
R	7
H	9
RBI	6
BB	4
SO	5
LOB	8



Batter	1	2	3	4	5	6	7	8	9	AB	R	H	RBI	BB	SO	LOB	TOP				
Bobby Bonds, R OBP: 0.324, SLG: 0.356 (1, 7)	L6		BB			E	BB		1B	1	2	0	0	4	0	0	St. Louis Cardinals @ Montreal Expos Olympic Stadium, Montreal, QB Sun Jun 08 1980, 3:33 AM EDT Unknown				
Gary Templeton, S OBP: 0.321, SLG: 0.362 (1, 6)	L3		4-3			E7	P5		BB	5	1	2	2	0	0	3					
Leon Durham, L OBP: 0.231, SLG: 0.182 (1, 8)	F9				F7	SF8			E4	3	0	1	2	0	0	0					
Keith Hernandez, L OBP: 0.416, SLG: 0.515 (1, 3)		G4-3	1B	BB	5-3	BB			F8	3	0	1	0	2	0	2					
Dane Iorg, L OBP: 0.420, SLG: 0.520 George Hendrick, R OBP: 0.347, SLG: 0.551 (8, PH) (8, 9)		G4-3	1B	BB	5-3	BB			F8	3	0	1	0	0	0	2					
Terry Kennedy, L OBP: 0.381, SLG: 0.518 Ted Simmons, S OBP: 0.388, SLG: 0.500 (8, PH) (8, 2)		G4-3	1B	BB	5-3	BB			F9	1	0	0	0	0	0	1					
Ken Reitz, R OBP: 0.371, SLG: 0.460 (1, 5)		G4-3	1B	BB	F8				F8	3	0	0	0	0	0	4					
Tom Herr, S OBP: 0.230, SLG: 0.300 (1, 4)		F8			6-3				F8	4	0	0	0	0	0	3					
John Fulgham, R OBP: 0.346, SLG: 0.442 Mike Ramsey, S OBP: 0.347, SLG: 0.442 Jim Otten, R OBP: 0.325, SLG: 0.125 George Frazier, R OBP: 0.286, SLG: 0.269 (8, PH) (8, 1) (8, 1) (8, PH)		F8			6-3				4-3	4	0	1	0	0	0	0					
Inning Stats	R: 0 E: 0 K: 0 S: 3	H: 0 LOB: 0 BB: 0 P: 3	R: 0 E: 0 K: 0 S: 3	H: 1 LOB: 1 BB: 1 P: 7	R: 0 E: 0 K: 0 S: 3	H: 0 LOB: 1 BB: 1 P: 7	R: 0 E: 0 K: 0 S: 3	H: 0 LOB: 0 BB: 0 P: 3	R: 2 E: 1 K: 0 S: 5	H: 2 LOB: 1 BB: 1 P: 9	R: 0 E: 0 K: 0 S: 4	H: 1 LOB: 2 BB: 1 P: 8	R: 0 E: 1 K: 0 S: 4	H: 1 LOB: 2 BB: 1 P: 8	R: 2 E: 0 K: 0 S: 4	H: 1 LOB: 1 BB: 2 P: 12		1B: 4 2B: 1 3B: 1 HR: 0	SF: 2 SAC: 0 DP: 1 HBP: 0	WP: 0 PB: 0 SB: 0 CS: 0	PA: 40
PITCHER	IP	WLS	BF	H	R	ER	SO	BB	IBB	HBP	BLK	WP	HR	S	P	ERA	WHIP				
Steve Rogers, R ERA: 3.2 (1, 1)	7.0	W	30	5	2	2	0	5	0	0	0	0	0	25	45	2.57	1.429				
Woodie Fryman, L ERA: 0.95 (8, 1)	2.0	S	10	1	2	2	0	3	0	0	0	0	0	7	19	9.00	2.000				

AB 30
R 4
H 6
RBI 4
BB 8
SO 0
LOB 16



Batter	1	2	3	4	5	6	7	8	9	AB	R	H	RBI	BB	SO	LOB	BOTTOM				
Ron LeFlore, R OBP: 0.316, SLG: 0.306 Jerry White, S OBP: 0.422, SLG: 0.579 (1, 7) (9, 7)	F9						6-3			4	0	2	1	0	0	0	St. Louis Cardinals @ Montreal Expos Olympic Stadium, Montreal, QB Sun Jun 08 1980, 3:33 AM EDT Unknown				
Rodney Scott, S OBP: 0.294, SLG: 0.253 (1, 4)		FC1-5	S	1B			1B			4	1	1	0	0	0	4					
Andre Dawson, R OBP: 0.354, SLG: 0.469 (1, 8)		FC1-5-4					L6			3	2	1	0	1	0	0					
Gary Carter, R OBP: 0.318, SLG: 0.506 (1, 2)		1B					1-3			4	1	1	2	0	1	1					
Warren Cromartie, L OBP: 0.318, SLG: 0.438 (1, 3)		HR					5-3			3	1	1	1	1	0	0					
Rowland Office, L OBP: 0.354, SLG: 0.400 (1, 9)		HR					K			4	1	1	2	0	1	1					
Ken Macha, R OBP: 0.394, SLG: 0.467 (1, 5)		G3					L6			3	1	1	1	1	0	0					
Chris Speier, R OBP: 0.347, SLG: 0.391 (1, 6)		5-3					L4			4	0	1	1	0	0	0					
Steve Rogers, R OBP: 0.357, SLG: 0.217 Woodie Fryman, R ERA: 4.76 (8, 1)							G3			2	1	0	0	2	0	2					
Inning Stats	R: 3 E: 1 K: 0 S: 5	H: 2 LOB: 0 BB: 1 P: 9	R: 1 E: 0 K: 0 S: 4	H: 2 LOB: 1 BB: 1 P: 8	R: 1 E: 0 K: 0 S: 4	H: 1 LOB: 0 BB: 0 P: 4	R: 0 E: 0 K: 0 S: 4	H: 2 LOB: 2 BB: 1 P: 8	R: 0 E: 0 K: 1 S: 5	H: 0 LOB: 0 BB: 0 P: 5	R: 0 E: 0 K: 0 S: 3	H: 0 LOB: 0 BB: 0 P: 3	R: 0 E: 0 K: 0 S: 3	H: 0 LOB: 0 BB: 0 P: 3	R: 1 E: 0 K: 0 S: 4	H: 2 LOB: 1 BB: 1 P: 8		1B: 7 2B: 1 3B: 0 HR: 2	SF: 0 SAC: 1 DP: 3 HBP: 0	WP: 2 PB: 0 SB: 0 CS: 0	PA: 34
PITCHER	IP	WLS	BF	H	R	ER	SO	BB	IBB	HBP	BLK	WP	HR	S	P	ERA	WHIP				
John Fulgham, R ERA: 3.04 (1, 1)	3.0	L	16	5	5	5	0	3	0	0	0	0	0	12	25	15.00	2.667				
Jim Otten, R ERA: 16.0 (7, 1)	1.1		5	1	1	1	0	0	0	0	0	0	0	5	5	6.75	0.750				
Don Hood, L ERA: 2.34 (8, 1)	0.0		2	1	0	0	0	1	0	0	0	0	1	1	5	=	=				
George Frazier, R ERA: 4.76 (8, 1)	0.2		1	0	0	0	0	0	0	0	0	0	0	1	1	0.00	0.000				

AB 29
R 6
H 9
RBI 5
BB 4
SO 1
LOB 8



Batter	1	2	3	4	5	6	7	8	9	AB	R	H	RBI	BB	SO	LOB	TOP					
Bobby Bonds, R OBP: 0.326, SLG: 0.347	4-0 BB SF9 1B BB	0-0 P3		0-0 F9		4-0 1-2 BB		0-0 6-3		3	1	0	0	2	0	1						
Gary Templeton, S OBP: 0.318, SLG: 0.358	0-0 SF9 1-2 1B		0-0 5-3		0-0 P6	0-0 F3			0-3 K	5	0	1	0	0	1	2						
Keith Hernandez, L OBP: 0.425, SLG: 0.520	4-0 SF9 1-2 2-3 BB		4-0 S 1B BB		0-0 F3		4-0 F8 S BB		0-0 2B	2	1	1	0	3	0	0						
Ted Simmons, S OBP: 0.377, SLG: 0.487	0-0 SF9 1-2 2-3 3-H		0-0 P6		0-0 E5 WP		0-0 F8		0-0 P3	4	0	0	1	0	0	3						
George Hendrick, R OBP: 0.348, SLG: 0.545	0-3 K		0-0 2B 1B		0-0 F9		4-0 F8 1-2 BB		0-0 F7	4	1	1	1	1	1	4						
Ken Reitz, R OBP: 0.369, SLG: 0.461	0-3 K		0-0 2B		0-0 5-3		0-0 F8			4	0	1	1	0	1	4						
Tony Scott, S OBP: 0.295, SLG: 0.268		0-0 G6-4-3 1B		0-3 K		0-0 5-3		0-0 6-3		4	0	1	0	0	1	3						
George Frazier, R OBP: 0.333, SLG: 0.446		0-0 G6-4-3 1-2		0-3 K		0-0 1B 2B		0-3 K		4	1	1	0	0	2	1						
Roy Thomas, R OBP: 0.306, SLG: 0.222		4-0 BB		0-0 F8		0-0 PB 1B		0-3 K		1	0	0	0	1	0	0						
Kim Seaman, L OBP: 0.160, SLG: 0.091										0	0	0	0	0	0	0						
Steve Swisher, R OBP: 0.167, SLG: 0.167										0	0	1	1	0	0	0						
Mike Phillips, R OBP: 0.154, SLG: 0.154										0	0	0	0	0	0	0						
John Littlefield, R OBP: 0.143, SLG: 0.143										0	0	0	0	0	0	0						
Dane Iorg, L OBP: 0.143, SLG: 0.143										1	0	0	0	0	1	0						
Inning Stats	R: 1 E: 0 K: 2 S: 8	H: 1 LOB: 2 BB: 2 P: 16	R: 0 E: 0 K: 0 S: 3	H: 1 LOB: 1 BB: 1 P: 7	R: 2 E: 0 K: 1 S: 7	H: 2 LOB: 1 BB: 1 P: 11	R: 0 E: 0 K: 1 S: 5	H: 0 LOB: 0 BB: 0 P: 5	R: 0 E: 1 K: 0 S: 4	H: 0 LOB: 1 BB: 0 P: 4	R: 1 E: 0 K: 0 S: 5	H: 2 LOB: 2 BB: 1 P: 9	R: 0 E: 0 K: 0 S: 3	H: 0 LOB: 2 BB: 2 P: 11	R: 0 E: 0 K: 2 S: 7	H: 0 LOB: 0 BB: 0 P: 7	R: 0 E: 0 K: 1 S: 6	H: 1 LOB: 1 BB: 0 P: 6	1B: 4 2B: 3 3B: 0 HR: 0	SF: 1 SAC: 0 DP: 1 HBP: 0	WP: 1 PB: 1 SB: 2 CS: 0	PA: 41
PITCHER	IP WLS BF H R ER SO BB IBB HBP BLK WP HR S P ERA WHIP																					
Ross Grimsley, L ERA: 5.46	(1, 1) 6.0 W 29 6 4 4 4 5 0 0 0 1 0 32 52 6.00 1.833																					
Stan Bahnsen, R ERA: 1.39	(7, 1) 1.0 5 0 0 0 0 2 0 0 0 0 0 3 11 0.00 2.000																					
Elias Sosa, R ERA: 2.6	(8, 1) 2.0 7 1 0 0 3 0 0 0 0 0 0 13 13 0.00 0.500																					

St. Louis Cardinals @ Montreal Expos
Olympic Stadium, Montreal, QB
Sun Jun 08 1980, 3:38 AM EDT
Att: 46,871 - Unknown

AB 33
R 4
H 7
RBI 4
BB 7
SO 7
LOB 18





Batter	1	2	3	4	5	6	7	8	9	AB	R	H	RBI	BB	SO	LOB	BOTTOM			
Ron LeFlore, R OBP: 0.313, SLG: 0.304	0-0 6-3			0-0 F9		0-0 F3	0-0 5-3			5	1	1	1	0	0	5				
Elias Sosa, R OBP: 0.302, SLG: 0.255	4-0 1B SF7 BB		0-0 FC2-5 1B	1-0 2B HBP		0-0 G6-3 1-2		0-0 6-3		3	2	1	0	1	0	1				
Andre Dawson, R OBP: 0.371, SLG: 0.491	0-0 1-3 1B		0-0 FC2-5 1B	1-2 1B	0-0 1H 2H 2B		0-0 1B 2B 1B	0-0 FC6-4 1B		5	3	5	2	0	0	0				
John Tamargo, S OBP: 0.286, SLG: 0.278	0-0 SF7 3-H		0-0 FC2-5 1B	1-2 2-3 1B	0-0 L5		0-0 F7	0-0 FC6-4 1B		4	0	1	1	0	0	4				
Warren Cromartie, L OBP: 0.320, SLG: 0.437	0-0 P6		0-0 1-2 2H 1B	0-0 P5		0-0 2B 1B	0-0 FC6-4 1B	0-0 4-3		5	1	2	2	0	0	3				
Rowland Office, L OBP: 0.345, SLG: 0.400		0-3 K	0-3 K		0-3 K		0-0 1H 2B	0-0 4-3		5	1	1	2	0	3	3				
Brad Mills, L OBP: 0.500, SLG: 0.333		0-0 1B 1B	0-0 G3		0-0 P5		0-0 1B IBB			3	0	1	0	1	0	2				
Chris Speier, R OBP: 0.352, SLG: 0.396		0-0 1-2 1B		0-0 6-3	0-3 K		0-0 1-2 2H 1B			4	0	2	1	0	1	0				
Ross Grimsley, L OBP: 0.222, SLG: 0.333		0-3 K		0-0 G6-3 1B		0-0 F9				2	1	1	0	0	1	2				
Tom Hutton, L OBP: 0.160, SLG: 0.091										1	0	1	0	0	0	0				
Stan Bahnsen, R OBP: 0.413, SLG: 0.564										0	0	0	0	0	0	0				
Jerry White, S OBP: 0.413, SLG: 0.564										1	0	0	0	0	0	2				
Inning Stats	R: 1 E: 0 K: 0 S: 4	H: 1 LOB: 1 BB: 1 P: 8	R: 0 E: 0 K: 2 S: 9	H: 2 LOB: 2 BB: 0 P: 9	R: 1 E: 0 K: 1 S: 8	H: 3 LOB: 2 BB: 0 P: 8	R: 3 E: 0 K: 0 S: 6	H: 3 LOB: 1 BB: 0 P: 7	R: 0 E: 0 K: 2 S: 7	H: 0 LOB: 0 BB: 0 P: 7	R: 0 E: 0 K: 0 S: 3	H: 1 LOB: 0 BB: 1 P: 3	R: 3 E: 0 K: 0 S: 7	H: 4 LOB: 2 BB: 1 P: 11	R: 1 E: 0 K: 0 S: 5	H: 2 LOB: 1 BB: 0 P: 5	1B: 13 2B: 3 3B: 0 HR: 0	SF: 1 SAC: 0 DP: 1 HBP: 1	WP: 0 PB: 0 SB: 1 CS: 0	PA: 42
PITCHER	IP WLS BF H R ER SO BB IBB HBP BLK WP HR S P ERA WHIP																			
Roy Thomas, R ERA: 5.82	(1, 1) 3.1 L 21 5 5 5 3 1 0 1 0 0 0 25 30 5.82 3.000																			
Kim Seaman, L ERA: 4.91	(4, 1) 1.2 5 0 0 0 2 0 0 0 0 0 9 9 0.00 0.000																			
John Littlefield, R ERA: 9.23	(6, 1) 1.1 7 4 3 3 0 0 0 0 0 0 7 7 20.25 3.000																			
George Frazier, R ERA: 4.91	(7, 1) 1.2 9 3 1 1 0 0 0 1 0 0 8 12 5.40 1.800																			

St. Louis Cardinals @ Montreal Expos
Olympic Stadium, Montreal, QB
Sun Jun 08 1980, 3:38 AM EDT
Att: 46,871 - Unknown

AB 38
R 9
H 16
RBI 9
BB 2
SO 5
LOB 22



Batter	1	2	3	4	5	6	7	8	9	AB	R	H	RBI	BB	SO	LOB	TOP																	
Gene Richards, L (1,7) OBP: 0.356, SLG: 0.376	0-3 K	0-3 K					0-3 K		4-0 BB E BB	4	1	1	0	1	3	3	<p>San Diego Padres @ Montreal Expos Olympic Stadium, Montreal, QB Tue Jun 10 1980, 7:05 PM EDT Att: 17,439 - Unknown</p> <p>livebaseballscorecards.com</p> <p>AB 36 R 4 H 9 RBI 4 BB 5 SO 9 LOB 27</p> 																	
Ozzie Smith, S (1,6) OBP: 0.316, SLG: 0.280	0-0 2B		0-0 CS 1B		0-0 E4 1B S		0-0 F8		0-0 E5 BB	5	1	2	1	0	0	2																		
Jerry Mumphrey, S (1,8) OBP: 0.322, SLG: 0.324	0-3 K		0-3 K		1-3 3-H 4-0 1B		0-0 4-3		4-0 BB	3	0	0	0	2	2	2																		
Dave Winfield, R (1,9) OBP: 0.396, SLG: 0.424	0-0 4-3		0-0 F8		0-3 K				4-0 1B G3 BB	4	1	0	0	1	2	7																		
Willie Montanez, L (1,3)		0-0 4-3		0-0 4-3	1-3 2-H 3-H 1B				0-0 G3 1B	5	0	2	2	0	0	3																		
Tim Flannery, L (1,5) OBP: 0.300, SLG: 0.400		0-0 1B		0-0 4-3		0-0 1B			0-0 G3	3	0	2	0	0	0	0																		
Paul Dade, R (8, PH) OBP: 0.306, SLG: 0.194		2B							1-2 3-H	1	0	0	1	0	0	1																		
Fred Kendall, R (8,2) OBP: 0.250, SLG: 0.250		1B							0-0 1B	0	0	0	0	0	0	0																		
Dave Cash, R (1,4) OBP: 0.263, SLG: 0.241		BB 1B		0-0 4-3		0-0 F8			0-0 5-3	4	0	1	0	0	0	2																		
Bill Fahey, L (1,2) OBP: 0.324, SLG: 0.303		4-0 1B				0-0 F8			0-0 F3	2	1	1	0	1	0	1																		
Aurelio Rodriguez, R (8, PH) OBP: 0.226, SLG: 0.320		1-2 BB			0-0 1B WP E 1B		0-0 F8			1	0	0	0	0	0	1																		
Rick Wise, R (1,1) OBP: 0.115, SLG: 0.160		0-3 K			0-0 F3		0-3 K		0-0 6-3	3	0	0	0	0	2	5																		
Eric Rasmussen, R (6,1) OBP: 0.111, SLG: 0.222					1-2					0	0	0	0	0	0	0																		
John D'Acquisto, R (6,1) OBP: 0.500, SLG: 0.333										0	0	0	0	0	0	0																		
Dennis Kinney, L (9, PH) OBP: 0.405, SLG: 0.564										1	0	0	0	0	0	0																		
Inning Stats	R: 0 E: 0 K: 2 S: 8	H: 1 LOB: 1 BB: 0 P: 8	R: 0 E: 0 K: 2 S: 9	H: 2 LOB: 3 BB: 1 P: 13	R: 0 E: 0 K: 1 S: 5	H: 1 LOB: 0 BB: 0 P: 5	R: 0 E: 0 K: 0 S: 3	H: 0 LOB: 0 BB: 0 P: 3	R: 3 E: 1 K: 1 S: 8	H: 3 LOB: 2 BB: 1 P: 12	R: 0 E: 0 K: 1 S: 6	H: 1 LOB: 1 BB: 0 P: 6	R: 0 E: 0 K: 1 S: 5	H: 0 LOB: 0 BB: 0 P: 5	R: 1 E: 0 K: 0 S: 4	H: 1 LOB: 1 BB: 1 P: 8	R: 0 E: 1 K: 1 S: 6	H: 0 LOB: 3 BB: 2 P: 14	1B: 7 2B: 2 3B: 0 HR: 0	SF: 0 SAC: 0 DP: 0 HBP: 0	WP: 1 PB: 0 SB: 1 CS: 1	PA: 41												
PITCHER	IP WLS BF H R ER SO BB IBB HBP BLK WP HR S P ERA WHIP																																	
Scott Sanderson, R (1,1) ERA: 2.96	3.0		13	4	0	0	5	1	0	0	0	0	0	0	22	26	0.00	1.667																
Stan Bahnsen, R (4,1) ERA: 1.53	3.0	W	14	4	3	1	2	1	0	0	0	1	0	17	21	3.00	1.667																	
Fred Norman, L (7,1) ERA: 7.2	2.1		12	1	1	1	1	3	0	0	0	0	0	11	23	3.86	1.714																	
Elias Sosa, R (9,1) ERA: 2.54	0.2	S	2	0	0	0	1	0	0	0	0	0	0	4	4	0.00	0.000																	


Batter	1	2	3	4	5	6	7	8	9	AB	R	H	RBI	BB	SO	LOB	BOTTOM																
Ron LeFlore, R (1,7) OBP: 0.317, SLG: 0.304	0-0 F9		0-0 4-3			0-0 S 3B 1B	4-0 2B			3	2	1	0	1	0	0	<p>San Diego Padres @ Montreal Expos Olympic Stadium, Montreal, QB Tue Jun 10 1980, 7:05 PM EDT Att: 17,439 - Unknown</p> <p>livebaseballscorecards.com</p> <p>AB 31 R 8 H 8 RBI 8 BB 2 SO 4 LOB 4</p> 																
Rodney Scott, S (1,4) OBP: 0.306, SLG: 0.280	0-0 F6			0-0 F5		0-0 3B 1B	0-0 S 1B 2B			4	2	2	3	0	0	0																	
Andre Dawson, R (1,8) OBP: 0.379, SLG: 0.515	0-0 2B			0-0 F4		0-0 SF9 3B	0-0 2H 1B			4	1	3	2	0	0	0																	
Gary Carter, R (1,2) OBP: 0.312, SLG: 0.497	0-0 F9			0-0 3-1		0-0 SF9 3B	0-0 F9			3	0	0	1	0	0	2																	
Warren Cromartie, L (1,3) OBP: 0.314, SLG: 0.428		0-0 F8			0-3 K	0-0 F9		0-0 5-3		4	0	0	0	0	1	0																	
Rowland Office, L (1,9) OBP: 0.330, SLG: 0.380		0-0 L8			0-3 K	0-3 K		0-3 K		4	0	0	0	0	3	0																	
Ken Macha, R (1,5) OBP: 0.386, SLG: 0.444		0-0 1-3			0-0 4-3		4-0 FC5-6 BB		0-0 4-3	3	0	0	0	1	0	0																	
Chris Speier, R (1,6) OBP: 0.352, SLG: 0.394			0-0 6-3			0-0 HR 1B	0-0 F9			3	1	1	0	0	0	1																	
Scott Sanderson, R (1,1) Tom Hutton, (3, PH) Stan Bahnsen, R (4,1) Tony Bernazard, S (8, PH) Fred Norman, S (7,1) Elias Sosa, R (9,1)			0-0 F7			0-0 HR	0-0 FC5-6 2B			0	0	0	0	0	0	0																	
Inning Stats	R: 0 E: 0 K: 0 S: 4	H: 1 LOB: 1 BB: 0 P: 4	R: 0 E: 0 K: 0 S: 3	H: 0 LOB: 0 BB: 0 P: 3	R: 0 E: 0 K: 0 S: 3	H: 0 LOB: 0 BB: 0 P: 3	R: 0 E: 0 K: 0 S: 3	H: 0 LOB: 0 BB: 0 P: 3	R: 5 E: 0 K: 1 S: 10	H: 5 LOB: 5 BB: 0 P: 10	R: 3 E: 1 K: 0 S: 5	H: 2 LOB: 1 BB: 2 P: 13	R: 0 E: 0 K: 1 S: 5	H: 0 LOB: 0 BB: 0 P: 5	1B: 3 2B: 2 3B: 2 HR: 1	SF: 1 SAC: 0 DP: 0 HBP: 0		WP: 0 PB: 0 SB: 2 CS: 0	PA: 34														
PITCHER	IP WLS BF H R ER SO BB IBB HBP BLK WP HR S P ERA WHIP																																
Rick Wise, R (1,1) ERA: 3.19	5.0		18	3	2	2	2	0	0	0	0	0	0	22	22	3.60	0.600																
Eric Rasmussen, R (6,1) ERA: 5.0	0.0	L	2	2	1	1	0	0	0	0	0	2	2																				
John D'Acquisto, R (6,1) ERA: 2.05	0.1		2	1	2	2	0	0	0	0	0	2	2	54.00	3.000																		
Dennis Kinney, L (6,1) ERA: 3.81	2.2		12	2	3	3	2	1	1	0	0	0	0	14	22	10.12	1.125																

Batter	1	2	3	4	5	6	7	8	9	AB	R	H	RBI	BB	SO	LOB	TOP							
Gene Richards, L OBP: 0.355, SLG: 0.374 (1, 7)										6	1	2	1	0	2	0	San Diego Padres @ Montreal Expos Olympic Stadium, Montreal, QB Wed Jun 11 1980, 7:05 PM EDT Att: 13,948 - Unknown							
Ozzie Smith, S OBP: 0.321, SLG: 0.287 (1, 6)										5	1	3	1	0	0	2								
Jerry Mumphrey, S OBP: 0.328, SLG: 0.328 (1, 8)										4	1	2	0	1	1	1								
Dave Winfield, R OBP: 0.396, SLG: 0.420 (1, 9)										4	0	1	1	1	1	3								
Willie Montanez, L OBP: 0.300, SLG: 0.327 (1, 3)										5	0	1	0	0	0	4								
Tim Flannery, L OBP: 0.380, SLG: 0.480 (1, 5)										5	0	3	1	0	0	0								
Dave Cash, R OBP: 0.276, SLG: 0.251 (1, 4)										4	2	3	0	1	1	2								
Bill Fahey, L OBP: 0.324, SLG: 0.304 (7, PH)										3	1	1	0	0	0	3								
Kurt Bevacqua, R OBP: 0.395, SLG: 0.550 (7, 2)										1	0	0	0	0	0	2								
Fred Kendall, R OBP: 0.200, SLG: 0.200 (7, 2)										1	0	0	0	0	1	0								
John Curtis, L OBP: 0.187, SLG: 0.091 (5, PH)										2	0	1	0	0	1	2								
Jerry Turner, R OBP: 0.347, SLG: 0.476 (6, 1)										0	0	0	1	0	0	0								
John D'Acquisto, R OBP: 0.351, SLG: 0.450 (6, 1)										0	0	0	0	0	0	0								
Rollie Fingers, R OBP: 0.322, SLG: 0.373 (7, PH)										1	0	0	0	0	0	2								
Barry Evans, R OBP: 0.322, SLG: 0.373 (7, 1)										1	0	0	0	0	0	2								
Bob Shirley, R OBP: 0.333, SLG: 0.333 (8, 1)										1	0	0	0	0	1	0								
Inning Stats	R: 0 E: 0 K: 1 S: 6	H: 1 LOB: 1 BB: 0 P: 6	R: 0 E: 0 K: 1 S: 7	H: 2 LOB: 2 BB: 0 P: 7	R: 0 E: 0 K: 0 S: 4	H: 1 LOB: 2 BB: 1 P: 8	R: 1 E: 0 K: 0 S: 5	H: 2 LOB: 2 BB: 1 P: 9	R: 0 E: 0 K: 2 S: 7	H: 0 LOB: 0 BB: 0 P: 7	R: 3 E: 1 K: 0 S: 7	H: 4 LOB: 2 BB: 1 P: 11	R: 0 E: 0 K: 1 S: 7	H: 2 LOB: 2 BB: 0 P: 7	R: 2 E: 0 K: 0 S: 7	H: 5 LOB: 5 BB: 0 P: 7	R: 0 E: 0 K: 3 S: 9	H: 0 LOB: 0 BB: 0 P: 9	1B: 16 2B: 1 3B: 0 HR: 0	SF: 1 SAC: 0 DP: 0 HBP: 0	WP: 0 PB: 0 SB: 0 CS: 0	PA: 46		
PITCHER	IP WLS BF H R ER SO BB IBB HBP BLK WP HR S P ERA WHIP	IP WLS BF H R ER SO BB IBB HBP BLK WP HR S P ERA WHIP	IP WLS BF H R ER SO BB IBB HBP BLK WP HR S P ERA WHIP	IP WLS BF H R ER SO BB IBB HBP BLK WP HR S P ERA WHIP	IP WLS BF H R ER SO BB IBB HBP BLK WP HR S P ERA WHIP	IP WLS BF H R ER SO BB IBB HBP BLK WP HR S P ERA WHIP	IP WLS BF H R ER SO BB IBB HBP BLK WP HR S P ERA WHIP	IP WLS BF H R ER SO BB IBB HBP BLK WP HR S P ERA WHIP	IP WLS BF H R ER SO BB IBB HBP BLK WP HR S P ERA WHIP	IP WLS BF H R ER SO BB IBB HBP BLK WP HR S P ERA WHIP	IP WLS BF H R ER SO BB IBB HBP BLK WP HR S P ERA WHIP	IP WLS BF H R ER SO BB IBB HBP BLK WP HR S P ERA WHIP	IP WLS BF H R ER SO BB IBB HBP BLK WP HR S P ERA WHIP	IP WLS BF H R ER SO BB IBB HBP BLK WP HR S P ERA WHIP	IP WLS BF H R ER SO BB IBB HBP BLK WP HR S P ERA WHIP	IP WLS BF H R ER SO BB IBB HBP BLK WP HR S P ERA WHIP	IP WLS BF H R ER SO BB IBB HBP BLK WP HR S P ERA WHIP	IP WLS BF H R ER SO BB IBB HBP BLK WP HR S P ERA WHIP	IP WLS BF H R ER SO BB IBB HBP BLK WP HR S P ERA WHIP	IP WLS BF H R ER SO BB IBB HBP BLK WP HR S P ERA WHIP	IP WLS BF H R ER SO BB IBB HBP BLK WP HR S P ERA WHIP	IP WLS BF H R ER SO BB IBB HBP BLK WP HR S P ERA WHIP	IP WLS BF H R ER SO BB IBB HBP BLK WP HR S P ERA WHIP	IP WLS BF H R ER SO BB IBB HBP BLK WP HR S P ERA WHIP
Bill Gullickson, R ERA: 5.23 (1, 1)	5.2	28	9	4	3	4	2	0	0	0	0	0	0	0	0	0	4.76	1.941						
Stan Bahnsen, R ERA: 1.51 (6, 1)	0.1	3	1	0	0	0	1	0	0	0	0	0	0	0	2	6	0.00	6.000						
Woodie Fryman, L ERA: 1.52 (7, 1)	1.1	8	4	2	2	1	0	0	0	0	0	0	0	10	10	13.50	3.000							
Elias Sosa, R ERA: 2.4 (8, 1)	1.2	W	7	3	0	0	0	0	0	0	0	0	0	13	13	0.00	1.800							

Batter	1	2	3	4	5	6	7	8	9	AB	R	H	RBI	BB	SO	LOB	BOTTOM						
Ron LeFlore, R OBP: 0.330, SLG: 0.328 (1, 7)										4	1	3	3	2	0	3	San Diego Padres @ Montreal Expos Olympic Stadium, Montreal, QB Wed Jun 11 1980, 7:05 PM EDT Att: 13,948 - Unknown						
Rodney Scott, S OBP: 0.309, SLG: 0.279 (1, 4)										4	1	1	2	1	0	2							
Andre Dawson, R OBP: 0.379, SLG: 0.506 (1, 8)										3	0	0	0	2	0	3							
Gary Carter, R OBP: 0.309, SLG: 0.486 (1, 2)										4	0	0	0	1	1	2							
Warren Cromartie, L OBP: 0.321, SLG: 0.429 (1, 3)										4	1	2	0	1	1	3							
Bob Pate, R OBP: 0.400, SLG: 0.333 (1, 9)										1	0	0	1	0	0	0							
Rowland Office, L OBP: 0.319, SLG: 0.366 (6, PH)										3	0	0	0	0	0	2							
Ken Macha, R OBP: 0.389, SLG: 0.446 (1, 5)										2	0	1	0	0	1	0							
Brad Mills, L OBP: 0.571, SLG: 0.500 (6, PH)										3	1	2	1	0	0	0							
Chris Speier, R OBP: 0.372, SLG: 0.389 (1, 6)										1	3	0	0	4	1	1							
Bill Gullickson, R OBP: 1.000, SLG: 1.000 (1, 1)										1	0	1	0	0	0	0							
Stan Bahnsen, R ERA: 2.61 (6, 1)	0.1	4	2	2	2	0	1	0	0	0	0	0	0	0	0	0							
Jerry White, S OBP: 0.404, SLG: 0.550 (6, PH)	0.2	4	0	0	0	0	2	0	0	0	0	0	0	0	0	0							
Woodie Fryman, R ERA: 3.52 (7, 1)	2.2	L	16	5	2	2	1	2	0	0	0	0	0	0	0	0							
Elias Sosa, R OBP: 0.333, SLG: 0.333 (8, 1)	1.2	W	7	3	0	0	0	0	0	0	0	0	0	0	0	0							
Inning Stats	R: 2 E: 0 K: 0 S: 3	H: 1 LOB: 3 BB: 3 P: 15	R: 1 E: 0 K: 1 S: 6	H: 1 LOB: 1 BB: 1 P: 10	R: 0 E: 0 K: 1 S: 5	H: 0 LOB: 0 BB: 0 P: 5	R: 0 E: 0 K: 0 S: 4	H: 2 LOB: 2 BB: 1 P: 8	R: 0 E: 0 K: 0 S: 3	H: 0 LOB: 0 BB: 0 P: 3	R: 2 E: 0 K: 0 S: 5	H: 2 LOB: 3 BB: 3 P: 17	R: 1 E: 0 K: 1 S: 7	H: 2 LOB: 1 BB: 0 P: 7	R: 0 E: 0 K: 1 S: 6	H: 1 LOB: 3 BB: 2 P: 14	R: 1 E: 0 K: 0 S: 4	H: 2 LOB: 2 BB: 1 P: 8	1B: 9 2B: 2 3B: 1 HR: 0	SF: 1 SAC: 1 DP: 2 HBP: 0	WP: 0 PB: 0 SB: 1 CS: 0	PA: 46	
PITCHER	IP WLS BF H R ER SO BB IBB HBP BLK WP HR S P ERA WHIP	IP WLS BF H R ER SO BB IBB HBP BLK WP HR S P ERA WHIP	IP WLS BF H R ER SO BB IBB HBP BLK WP HR S P ERA WHIP	IP WLS BF H R ER SO BB IBB HBP BLK WP HR S P ERA WHIP	IP WLS BF H R ER SO BB IBB HBP BLK WP HR S P ERA WHIP	IP WLS BF H R ER SO BB IBB HBP BLK WP HR S P ERA WHIP	IP WLS BF H R ER SO BB IBB HBP BLK WP HR S P ERA WHIP	IP WLS BF H R ER SO BB IBB HBP BLK WP HR S P ERA WHIP	IP WLS BF H R ER SO BB IBB HBP BLK WP HR S P ERA WHIP	IP WLS BF H R ER SO BB IBB HBP BLK WP HR S P ERA WHIP	IP WLS BF H R ER SO BB IBB HBP BLK WP HR S P ERA WHIP	IP WLS BF H R ER SO BB IBB HBP BLK WP HR S P ERA WHIP	IP WLS BF H R ER SO BB IBB HBP BLK WP HR S P ERA WHIP	IP WLS BF H R ER SO BB IBB HBP BLK WP HR S P ERA WHIP	IP WLS BF H R ER SO BB IBB HBP BLK WP HR S P ERA WHIP	IP WLS BF H R ER SO BB IBB HBP BLK WP HR S P ERA WHIP	IP WLS BF H R ER SO BB IBB HBP BLK WP HR S P ERA WHIP	IP WLS BF H R ER SO BB IBB HBP BLK WP HR S P ERA WHIP	IP WLS BF H R ER SO BB IBB HBP BLK WP HR S P ERA WHIP	IP WLS BF H R ER SO BB IBB HBP BLK WP HR S P ERA WHIP	IP WLS BF H R ER SO BB IBB HBP BLK WP HR S P ERA WHIP	IP WLS BF H R ER SO BB IBB HBP BLK WP HR S P ERA WHIP	IP WLS BF H R ER SO BB IBB HBP BLK WP HR S P ERA WHIP
John Curtis, L ERA: 4.07 (1, 1)	5.0	22	4	3	3	2	5	0	0	0	0	0	0	0	0	0	5.40	1.800					
John D'Acquisto, R ERA: 2.61 (6, 1)	0.1	4	2	2	2	0	1	0	0	0	0	0	0	3	7	54.00	9.000						
Rollie Fingers, R ERA: 3.52 (6, 1)	0.2	4	0	0	0	0	2	0	0	0	0	0	0	2	10	0.00	3.000						
Bob Shirley, L ERA: 2.86 (7, 1)	2.2	L	16	5	2	2	1	2	0	0	0	0	0	17	29	6.75	2.250						

Batter	1	2	3	4	5	6	7	8	9	AB	R	H	RBI	BB	SO	LOB	TOP	
Rudy Law, L OBP: 0.295, SLG: 0.306 (1, 8)										4	1	0	0	0	0	2	Los Angeles Dodgers @ Montreal Expos Olympic Stadium, Montreal, QB Fri Jun 13 1980, 7:05 PM EDT Att: 34,655 - Unknown livebaseballscores.com	
Davey Lopes, R OBP: 0.331, SLG: 0.324 (1, 4)										3	1	0	0	1	0	0		
Reggie Smith, S OBP: 0.404, SLG: 0.564 (1, 9)										4	1	3	3	0	0	0		
Steve Garvey, R OBP: 0.322, SLG: 0.485 (1, 3)										4	0	1	0	0	1	2		
Dusty Baker Jr., R OBP: 0.313, SLG: 0.568 (1, 7)										4	0	1	0	0	0	2		
Ron Cey, R OBP: 0.341, SLG: 0.397 Derrel Thomas, S OBP: 0.330, SLG: 0.333 (9, PR)										4	0	1	0	0	0	1		
Bill Russell, R OBP: 0.329, SLG: 0.380 (1, 6)										4	0	1	0	0	0	1		
Mike Scioscia, L OBP: 0.292, SLG: 0.349 Gary Thomasson, L OBP: 0.375, SLG: 0.295 (9, PH)									1	0	0	0	1	0	0	0		
Don Sutton, R OBP: 0.045, SLG: 0.045 Jay Johnstone, L OBP: 0.385, SLG: 0.353 Steve Howe, L OBP: 0.200, SLG: 0.200 Rick Monday, L OBP: 0.323, SLG: 0.370 (7, PH)										1	0	0	0	0	0	0		
Inning Stats	R: 2 E: 1 K: 0 S: 5	H: 1 LOB: 1 BB: 1 P: 9	R: 0 E: 0 K: 0 S: 3	H: 0 LOB: 1 BB: 1 P: 7	R: 0 E: 0 K: 1 S: 6	H: 2 LOB: 0 BB: 0 P: 6	R: 0 E: 0 K: 0 S: 3	H: 0 LOB: 0 BB: 0 P: 3	R: 0 E: 0 K: 0 S: 4	H: 1 LOB: 0 BB: 0 P: 4	R: 0 E: 0 K: 0 S: 4	H: 1 LOB: 1 BB: 0 P: 4	R: 0 E: 0 K: 1 S: 6	H: 1 LOB: 1 BB: 0 P: 6	1B: 6 2B: 0 3B: 0 HR: 1	SF: 0 SAC: 2 DP: 0 HBP: 0		WP: 0 PB: 0 SB: 2 CS: 1
PITCHER Steve Rogers, R ERA: 3.1 (1, 1)	IP: 9.0 WLS: W BF: 36 H: 7 R: 3 ER: 2 SO: 2 BB: 2 IBB: 0 HBP: 0 BLK: 0 WP: 0 HR: 1 S: 38 P: 46 ERA: 2.00 WHIP: 1.000																	

Batter	1	2	3	4	5	6	7	8	9	AB	R	H	RBI	BB	SO	LOB	BOTTOM	
Ron LeFlore, R OBP: 0.338, SLG: 0.341 (1, 7)										4	1	2	0	0	0	0	Los Angeles Dodgers @ Montreal Expos Olympic Stadium, Montreal, QB Fri Jun 13 1980, 7:05 PM EDT Att: 34,655 - Unknown livebaseballscores.com	
Rodney Scott, S OBP: 0.320, SLG: 0.295 (1, 4)										4	1	2	0	0	0	1		
Brad Mills, L OBP: 0.571, SLG: 0.538 (1, 5)										4	0	1	1	0	0	3		
Gary Carter, R OBP: 0.310, SLG: 0.471 (1, 2)										3	0	0	0	1	2	3		
Warren Cromartie, L OBP: 0.335, SLG: 0.444 (1, 3)										4	2	4	1	0	0	0		
Jerry White, S OBP: 0.389, SLG: 0.574 (1, 9)										4	0	1	0	0	2	4		
Rowland Office, L OBP: 0.327, SLG: 0.375 (1, 8)										4	0	2	2	0	0	1		
Bill Almon, R OBP: 0.282, SLG: 0.351 Tony Bernazard, S OBP: 0.306, SLG: 0.337 (6, PH)										2	0	0	0	0	0	3		
Steve Rogers, R OBP: 0.313, SLG: 0.185 (1, 1)										4	0	0	0	0	2	2		
Inning Stats	R: 0 E: 0 K: 1 S: 6	H: 1 LOB: 1 BB: 0 P: 6	R: 0 E: 0 K: 1 S: 6	H: 2 LOB: 1 BB: 0 P: 6	R: 1 E: 0 K: 2 S: 9	H: 2 LOB: 1 BB: 0 P: 9	R: 0 E: 0 K: 1 S: 6	H: 1 LOB: 1 BB: 0 P: 6	R: 1 E: 0 K: 0 S: 5	H: 2 LOB: 1 BB: 0 P: 5	R: 1 E: 0 K: 0 S: 5	H: 2 LOB: 2 BB: 1 P: 9	R: 0 E: 0 K: 1 S: 5	H: 0 LOB: 0 BB: 0 P: 5	1B: 10 2B: 2 3B: 0 HR: 0	SF: 0 SAC: 0 DP: 1 HBP: 0		WP: 0 PB: 0 SB: 2 CS: 0
PITCHER Don Sutton, R ERA: 2.55 Steve Howe, L ERA: 2.39 (7, 1)	IP: 6.0 WLS: L BF: 27 H: 10 R: 3 ER: 3 SO: 5 BB: 0 IBB: 0 HBP: 0 BLK: 0 WP: 0 HR: 0 S: 37 P: 37 ERA: 4.50 WHIP: 1.667																	

Batter	1	2	3	4	5	6	7	8	9	AB	R	H	RBI	BB	SO	LOB	TOP										
Derrel Thomas, S OBP: 0.324, SLG: 0.337 (1, 4)	0-0 SH1-3 SF9 2B	0-0 6-3		0-0 3-1		0-0 F8			0-0 G3	5	1	1	0	0	0	3											
Bill Russell, R OBP: 0.327, SLG: 0.392 (1, 6)	0-0 SH1-3 2-3		0-0 HR	0-0 6-3		0-0 L3			0-0 5-3	4	1	1	1	0	0	1											
Reggie Smith, S OBP: 0.403, SLG: 0.568 (1, 8)	0-0 SF9 3-H		0-0 CS 1B		0-3 K			0-0 3-5 2B	0-0 P4	4	0	2	1	0	1	0											
Steve Garvey, R OBP: 0.321, SLG: 0.481 (1, 3)	0-3 K		0-0 1B HR 1B		0-0 4-3			0-0 3-5 2-3		4	1	1	0	0	1	1											
Dusty Baker Jr., R OBP: 0.316, SLG: 0.566 (1, 7)		0-0 E FC5-2 1B	0-0 HR 1B		0-0 6-3			0-0 F7		4	1	2	0	0	0	0											
Ron Cey, R OBP: 0.344, SLG: 0.414 (1, 5)		0-0 FC5-2 SH3 1B	0-0 F7			0-0 HR			0-0 P4	4	2	2	1	0	0	2											
Pedro Guerrero, R OBP: 0.565, SLG: 0.857 (1, 9)		0-0 E6 SH3 FC5-2 1B	0-0 HR 2B			0-0 1B 2B			0-0 P6	4	2	2	3	0	0	2											
Steve Yeager, R OBP: 0.291, SLG: 0.200 (1, 2)		0-0 FC5-2 SH3 1-2 2-3 3-H	0-0 F7			0-0 1B			0-0 1B	4	0	2	1	0	0	3											
Burt Hooton, R (1, 1)	0-0 SH3 1-2 2-3 3-H			0-3 K		0-0 F3			0-0 P3	3	0	0	1	0	1	2											
Inning Stats	R: 1 E: 0 K: 1 S: 6	H: 1 LOB: 0 BB: 0 P: 6	R: 1 E: 1 K: 0 S: 6	H: 2 LOB: 2 BB: 0 P: 6	R: 4 E: 0 K: 0 S: 7	H: 5 LOB: 0 BB: 0 P: 7	R: 0 E: 0 K: 1 S: 5	H: 0 LOB: 0 BB: 0 P: 5	R: 0 E: 0 K: 0 S: 6	H: 3 LOB: 1 BB: 0 P: 6	R: 0 E: 0 K: 0 S: 3	H: 1 LOB: 0 BB: 0 P: 3	R: 0 E: 0 K: 0 S: 4	H: 1 LOB: 1 BB: 0 P: 4	R: 0 E: 0 K: 0 S: 3	H: 0 LOB: 0 BB: 0 P: 3	1B: 7 2B: 4 3B: 0 HR: 3	SF: 1 SAC: 2 DP: 1 HBP: 0	WP: 0 PB: 0 SB: 0 CS: 1	PA: 39							
PITCHER	IP	WLS	BF	H	R	ER	SO	BB	IBB	HBP	BLK	WP	HR	S	P	ERA	WHIP										
Ross Grimsley, L ERA: 6.29 (1, 1)	3.0	L	17	8	6	5	1	0	0	0	0	0	2	19	19	15.00	2.667										
Stan Bahnsen, R ERA: 1.43 (4, 1)	2.0		6	0	0	0	2	0	0	0	0	0	0	10	10	0.00	0.000										
Fred Norman, L ERA: 6.83 (6, 1)	3.0		13	5	2	2	0	0	0	0	0	0	1	13	13	6.00	1.667										
Elias Sosa, R ERA: 2.32 (9, 1)	1.0		3	0	0	0	0	0	0	0	0	0	0	3	3	0.00	0.000										

Los Angeles Dodgers @ Montreal Expos
Olympic Stadium, Montreal, QB
Sat Jun 14 1980, 7:05 PM EDT
Att: 44,585 - Unknown

AB 36
R 8
H 13
RBI 8
BB 0
SO 3
LOB 14



Batter	1	2	3	4	5	6	7	8	9	AB	R	H	RBI	BB	SO	LOB	BOTTOM										
Ron LeFlore, R OBP: 0.336, SLG: 0.337 (1, 7)	4-0 1B S BB		0-0 F7			0-0 6-3		0-3 K		3	0	0	0	1	1	1											
Rodney Scott, S OBP: 0.314, SLG: 0.288 (1, 4)	0-0 F5 1-2		0-0 4-3			0-3 K		0-0 3-1		4	0	0	0	0	1	2											
Brad Mills, L OBP: 0.611, SLG: 0.588 (1, 5)	0-0 G5-4-3 2-3 1B			0-0 4-3		0-0 1B			0-0 1B	4	0	3	0	0	0	0											
Gary Carter, R OBP: 0.305, SLG: 0.462 (1, 2)	0-0 G5-4-3 1-2			0-0 F9		0-0 P4			0-0 F9	4	0	0	0	0	0	4											
Warren Cromartie, L OBP: 0.333, SLG: 0.441 (1, 3)		0-0 F5		0-0 1-3		0-0 G3-6-3 1B			0-0 F7	4	0	1	0	0	0	1											
Jerry White, S OBP: 0.379, SLG: 0.549 (1, 9)		0-0 F7			0-0 1B	0-0 G3-6-3 1-2			0-0 F8	4	0	1	0	0	0	2											
Rowland Office, L OBP: 0.327, SLG: 0.367 (1, 8)		4-0 BB			0-0 F9		0-0 G3			2	0	0	0	1	0	1											
Tony Bernazard, S OBP: 0.297, SLG: 0.327 (1, 6)		0-0 3-1			0-0 F7		0-3 K			3	0	0	0	0	1	2											
Ross Grimsley, L OBP: 0.222, SLG: 0.333 (3, PH)					0-0 4-3					0	0	0	0	0	0	0											
Bill Atton, R OBP: 0.275, SLG: 0.342 (4, 1)										1	0	0	0	0	0	0											
Stan Bahnsen, R (4, 1)										0	0	0	0	0	0	0											
Tom Hutton, L OBP: 0.176, SLG: 0.120 (5, PH)										1	0	0	0	0	1	1											
Fred Norman, S (6, 1)										0	0	0	0	0	0	0											
John Tamargo, S OBP: 0.316, SLG: 0.316 (8, PH)										1	0	1	0	0	0	0											
Elias Sosa, R OBP: 0.333, SLG: 0.333 (9, 1)										0	0	0	0	0	0	0											
Inning Stats	R: 0 E: 0 K: 0 S: 3	H: 1 LOB: 1 BB: 1 P: 7	R: 0 E: 0 K: 0 S: 3	H: 0 LOB: 1 BB: 1 P: 7	R: 0 E: 0 K: 0 S: 3	H: 0 LOB: 0 BB: 0 P: 3	R: 0 E: 0 K: 0 S: 3	H: 0 LOB: 0 BB: 0 P: 3	R: 0 E: 0 K: 1 S: 6	H: 1 LOB: 1 BB: 0 P: 6	R: 0 E: 0 K: 1 S: 6	H: 1 LOB: 1 BB: 0 P: 6	R: 0 E: 0 K: 0 S: 3	H: 1 LOB: 0 BB: 0 P: 3	R: 0 E: 0 K: 2 S: 8	H: 1 LOB: 1 BB: 0 P: 8	R: 0 E: 0 K: 0 S: 4	H: 1 LOB: 1 BB: 0 P: 4	1B: 6 2B: 0 3B: 0 HR: 0	SF: 0 SAC: 0 DP: 2 HBP: 0	WP: 0 PB: 0 SB: 1 CS: 0	PA: 33					
PITCHER	IP	WLS	BF	H	R	ER	SO	BB	IBB	HBP	BLK	WP	HR	S	P	ERA	WHIP										
Burt Hooton, R ERA: 3.62 (1, 1)	9.0	W	33	6	0	0	4	2	0	0	0	0	0	39	47	0.00	0.889										

Los Angeles Dodgers @ Montreal Expos
Olympic Stadium, Montreal, QB
Sat Jun 14 1980, 7:05 PM EDT
Att: 44,585 - Unknown

AB 31
R 0
H 6
RBI 0
BB 2
SO 4
LOB 14



Batter	1	2	3	4	5	6	7	8	9	AB	R	H	RBI	BB	SO	LOB	TOP			
Rudy Law, L OBP: 0.299, SLG: 0.311 (1,8)										4	0	2	0	0	0	0	Los Angeles Dodgers @ Montreal Expos Olympic Stadium, Montreal, QB Sun Jun 15 1980, 3:33 AM EDT Att: 36,176 - Unknown			
Davey Lopes, R OBP: 0.331, SLG: 0.321 (1,4)										2	0	0	0	1	0					
Reggie Smith, S OBP: 0.405, SLG: 0.562 (1,9)										2	1	0	0	2	1					
Steve Garvey, R OBP: 0.316, SLG: 0.472 (1,3)										4	0	0	0	0	5					
Dusty Baker Jr., R OBP: 0.319, SLG: 0.565 (1,7)										4	0	2	1	0	2					
Ron Cey, R OBP: 0.338, SLG: 0.406 (1,5)										4	0	0	0	0	1	5				
Bill Russell, R OBP: 0.321, SLG: 0.385 (1,6)										4	0	0	0	0	1					
Mike Scioscia, L OBP: 0.275, SLG: 0.326 (1,2)										3	0	0	0	0	0					
Bob Welch, R OBP: 0.148, SLG: 0.148 (1,1)										3	0	0	0	0	1	0				
Inning Stats	R: 0 E: 0 K: 0 S: 4	H: 1 LOB: 1 BB: 0 P: 4	R: 0 E: 0 K: 0 S: 3	H: 0 LOB: 0 BB: 0 P: 3	R: 0 E: 0 K: 1 S: 5	H: 0 LOB: 2 BB: 2 P: 13	R: 0 E: 0 K: 0 S: 3	H: 0 LOB: 0 BB: 0 P: 3	R: 1 E: 0 K: 1 S: 5	H: 2 LOB: 2 BB: 1 P: 9	R: 0 E: 0 K: 1 S: 5	H: 0 LOB: 0 BB: 0 P: 5	R: 0 E: 0 K: 1 S: 5	H: 0 LOB: 0 BB: 0 P: 5	R: 0 E: 0 K: 0 S: 4	H: 1 LOB: 1 BB: 0 P: 4		1B: 4 2B: 0 3B: 0 HR: 0	SF: 0 SAC: 1 DP: 0 HBP: 0	WP: 0 PB: 0 SB: 5 CS: 0
PITCHER	IP WLS BF H R ER SO BB IBB HBP BLK WP HR S P ERA WHIP																			
Bill Gullickson, R ERA: 3.44 (1,1)	8.0 L 30 3 1 1 3 3 0 0 0 0 0 0 33 45 1.12 0.750																			
Elias Sosa, R ERA: 2.25 (9,1)	1.0 4 1 0 0 0 0 0 0 0 0 0 0 4 4 0.00 1.000																			

Batter	1	2	3	4	5	6	7	8	9	AB	R	H	RBI	BB	SO	LOB	BOTTOM					
Ron LeFlore, R OBP: 0.339, SLG: 0.336 (1,7)										3	0	1	0	1	0	0	Los Angeles Dodgers @ Montreal Expos Olympic Stadium, Montreal, QB Sun Jun 15 1980, 3:33 AM EDT Att: 36,176 - Unknown					
Rodney Scott, S OBP: 0.308, SLG: 0.282 (1,4)										4	0	0	0	0	1	3						
Brad Mills, L OBP: 0.545, SLG: 0.524 (1,5)										4	0	1	0	0	1	1						
Bob Pate, R OBP: 0.429, SLG: 0.400 (9, PR)										0	0	0	0	0	0	0						
John Tamargo, S OBP: 0.269, SLG: 0.261 (1,2)										4	0	0	0	0	2							
Warren Cromartie, L OBP: 0.332, SLG: 0.435 (1,3)										3	0	0	0	1	0	1						
Jerry White, S OBP: 0.371, SLG: 0.519 (1,9)										3	0	0	0	1	0	2						
Rowland Office, L OBP: 0.318, SLG: 0.355 (1,8)										3	0	0	0	0	1							
Tony Bernazard, S OBP: 0.292, SLG: 0.320 (1,6)										2	0	0	0	0	2	1						
Tom Hutton, L OBP: 0.207, SLG: 0.154 (8, PH)										1	0	1	0	0	0	0						
Andre Dawson, R OBP: 0.382, SLG: 0.503 (8, PR)										0	0	0	0	0	0	0						
Bill Almon, R OBP: 0.275, SLG: 0.342 (9,6)										0	0	0	0	0	0	0						
Bill Gullickson, R OBP: 0.333, SLG: 0.333 (1,1)										2	0	0	0	0	2	0						
Gary Carter, R OBP: 0.303, SLG: 0.459 (8, PH)										1	0	0	0	0	1	1						
Elias Sosa, R OBP: 0.333, SLG: 0.333 (9,1)										0	0	0	0	0	0	0						
Inning Stats	R: 0 E: 0 K: 0 S: 4	H: 1 LOB: 1 BB: 0 P: 4	R: 0 E: 0 K: 1 S: 5	H: 0 LOB: 1 BB: 1 P: 9	R: 0 E: 0 K: 1 S: 5	H: 0 LOB: 0 BB: 0 P: 5	R: 0 E: 0 K: 1 S: 5	H: 0 LOB: 0 BB: 1 P: 9	R: 0 E: 0 K: 2 S: 7	H: 0 LOB: 0 BB: 0 P: 7	R: 0 E: 0 K: 1 S: 5	H: 0 LOB: 0 BB: 0 P: 5	R: 0 E: 0 K: 0 S: 3	H: 0 LOB: 0 BB: 0 P: 3	R: 0 E: 0 K: 1 S: 6	H: 1 LOB: 2 BB: 1 P: 10	R: 0 E: 0 K: 0 S: 4	H: 1 LOB: 1 BB: 0 P: 4	1B: 3 2B: 0 3B: 0 HR: 0	SF: 0 SAC: 0 DP: 0 HBP: 0	WP: 0 PB: 0 SB: 2 CS: 0	PA: 33
PITCHER	IP WLS BF H R ER SO BB IBB HBP BLK WP HR S P ERA WHIP																					
Bob Welch, R ERA: 2.22 (1,1)	9.0 W 33 3 0 0 7 3 0 0 0 0 0 0 44 56 0.00 0.667																					



Batter	1	2	3	4	5	6	7	8	9	AB	R	H	RBI	BB	SO	LOB	TOP					
Ron LeFlore, R OBP: 0.333, SLG: 0.330 (1, 7)	0-0 6-3		0-0 F9			0-0 L4		0-0 F8		4	0	0	0	0	0	1						
Rodney Scott, S OBP: 0.302, SLG: 0.276 (1, 4)	0-3 K			0-0 1-4-3		0-3 K			0-0 6-3	4	0	0	0	0	2	0						
Brad Mills, L OBP: 0.500, SLG: 0.480 (1, 5)	0-0 G3			0-0 F7			0-0 G6-4-3 1B		0-0 F9	4	0	1	0	0	0	0						
Gary Carter, R OBP: 0.307, SLG: 0.475 (1, 2)		0-0 HR		0-0 F8			0-0 G6-4-3 1-2		0-0 FC4-6 1B	4	1	2	1	0	0	1						
Warren Cromartie, L OBP: 0.330, SLG: 0.431 (1, 3)		0-0 4-3			0-0 F9				0-0 FC4-6 1-2	4	0	1	0	0	0	1						
Jerry White, S OBP: 0.354, SLG: 0.491 (1, 9)		0-0 4-3			0-0 F8					3	0	0	0	0	0	1						
Rowland Office, L OBP: 0.318, SLG: 0.354 (1, 8)		0-0 F2								3	0	1	0	0	0	0						
Tony Bernazard, S OBP: 0.284, SLG: 0.311 (1, 6)			0-3 K		0-0 4-3					3	0	0	0	0	1	1						
Charlie Lea, R OBP: 0.233, SLG: 0.185 (8, PH)			0-3 K			0-3 K				2	0	0	0	0	2	0						
Elias Sosa, R OBP: 0.333, SLG: 0.333 (8, 1)										1	0	1	0	0	0	0						
										0	0	0	0	0	0	0						
Inning Stats	R: 0 E: 0 K: 1 S: 5	H: 0 LOB: 0 BB: 0 P: 5	R: 1 E: 0 K: 0 S: 4	H: 1 LOB: 0 BB: 0 P: 4	R: 0 E: 0 K: 2 S: 7	H: 0 LOB: 0 BB: 0 P: 7	R: 0 E: 0 K: 0 S: 3	H: 0 LOB: 0 BB: 0 P: 3	R: 0 E: 0 K: 0 S: 4	H: 1 LOB: 1 BB: 0 P: 4	R: 0 E: 0 K: 2 S: 7	H: 0 LOB: 0 BB: 0 P: 7	R: 0 E: 0 K: 0 S: 4	H: 2 LOB: 1 BB: 0 P: 4	R: 0 E: 0 K: 0 S: 4	H: 1 LOB: 1 BB: 0 P: 4	R: 0 E: 0 K: 0 S: 4	H: 1 LOB: 1 BB: 0 P: 4	1B: 5 2B: 0 3B: 0 HR: 1	SF: 0 SAC: 0 DP: 1 HBP: 0	WP: 0 PB: 0 SB: 0 CS: 0	PA: 32
PITCHER Ed Whitson, R ERA: 3.5 (1, 1)	IP: 9.0 WLS: W BF: 32 H: 6 R: 1 ER: 1 SO: 5 BB: 0 IBB: 0 HBP: 0 BLK: 0 WP: 0 HR: 1 S: 42 P: 42 ERA: 1.00 WHIP: 0.667															PITCHER	IP: 9.0 WLS: W BF: 32 H: 6 R: 1 ER: 1 SO: 5 BB: 0 IBB: 0 HBP: 0 BLK: 0 WP: 0 HR: 1 S: 42 P: 42 ERA: 1.00 WHIP: 0.667					

Montreal Expos @ San Francisco Giants
Candlestick Park, San Francisco, CA
Mon Jun 16 1980, 10:05 PM EDT
Att: 4,756 - Unknown

AB	32
R	1
H	6
RBI	1
BB	0
SO	5
LOB	5



Batter	1	2	3	4	5	6	7	8	9	AB	R	H	RBI	BB	SO	LOB	BOTTOM					
Larry Herndon, R OBP: 0.269, SLG: 0.357 (1, 8)	0-0 4-3		0-0 SH5-3 E 2B		0-0 6-3		0-0 F9			4	1	1	0	0	0	0						
Terry Whitfield, L OBP: 0.303, SLG: 0.341 (1, 7)	0-3 K		0-0 SH5-3 2-3		0-0 CS 1B		0-0 F8			3	0	1	0	0	1	0						
Jack Clark, R OBP: 0.357, SLG: 0.512 (1, 9)	0-0 F7		0-0 E6 1B 1B		4-0 1-2 BB			0-0 1B G3 1B		3	2	1	0	1	0	0						
Darrell Evans, L OBP: 0.360, SLG: 0.397 (1, 5)		0-0 BB FC6-4 1B	0-0 1-3 1B		0-0 F9			0-0 1B G3 SF9 1B		4	2	3	0	0	0	1						
Milt May, L OBP: 0.333, SLG: 0.392 (1, 2)		0-0 F7	0-0 G4-3 1-2 3-H 1B			0-0 FC6-4 1B		0-0 G3 1-2 3-H 1B		4	0	2	2	0	0	2						
Rich Murray, R OBP: 0.305, SLG: 0.472 (1, 3)		0-0 FC6-4 1-2 1B	0-0 G4-3 1-2			0-0 F8		0-0 FC5-4 1B		4	0	2	0	0	0	3						
Rennie Stennett, R OBP: 0.280, SLG: 0.361 (1, 4)		4-0 FC6-4 1-2 2-3 BB		0-3 K		0-0 F7		0-0 SF9		2	0	0	1	1	1	1						
Johnnie LeMaster, R OBP: 0.245, SLG: 0.335 (1, 6)		0-0 FC6-4 1-2 2-3 3-H		0-0 L5		0-0 FC6-4 1-2		0-0 FC5-4		4	0	0	1	0	0	4						
Ed Whitson, R OBP: 0.069, SLG: 0.036 (1, 1)		0-0 F9		0-0 F4			0-0 1-3			3	0	0	0	0	0	2						
Inning Stats	R: 0 E: 0 K: 1 S: 5	H: 0 LOB: 0 BB: 0 P: 5	R: 1 E: 0 K: 0 S: 5	H: 2 LOB: 2 BB: 1 P: 9	R: 2 E: 1 K: 0 S: 6	H: 3 LOB: 1 BB: 0 P: 6	R: 0 E: 0 K: 1 S: 5	H: 0 LOB: 0 BB: 0 P: 5	R: 0 E: 0 K: 0 S: 3	H: 1 LOB: 1 BB: 1 P: 7	R: 0 E: 0 K: 0 S: 4	H: 1 LOB: 1 BB: 0 P: 4	R: 0 E: 0 K: 0 S: 3	H: 0 LOB: 0 BB: 0 P: 3	R: 2 E: 0 K: 0 S: 6	H: 3 LOB: 1 BB: 0 P: 6	R: 0 E: 0 K: 0 S: 6	H: 0 LOB: 0 BB: 0 P: 6	1B: 9 2B: 1 3B: 0 HR: 0	SF: 1 SAC: 1 DP: 1 HBP: 0	WP: 0 PB: 0 SB: 0 CS: 1	PA: 35
PITCHER Charlie Lea, R ERA: 1.8 Elias Sosa, R ERA: 2.73 (8, 1)	IP: 7.0 WLS: L BF: 29 H: 7 R: 3 ER: 2 SO: 2 BB: 2 IBB: 0 HBP: 0 BLK: 0 WP: 0 HR: 0 S: 31 P: 39 ERA: 2.57 WHIP: 1.286															PITCHER	IP: 1.0 WLS: L BF: 6 H: 3 R: 2 ER: 2 SO: 0 BB: 0 IBB: 0 HBP: 0 BLK: 0 WP: 0 HR: 0 S: 6 P: 6 ERA: 18.00 WHIP: 3.000					

Montreal Expos @ San Francisco Giants
Candlestick Park, San Francisco, CA
Mon Jun 16 1980, 10:05 PM EDT
Att: 4,756 - Unknown

AB	31
R	5
H	10
RBI	4
BB	2
SO	2
LOB	13




Batter	1	2	3	4	5	6	7	8	9	AB	R	H	RBI	BB	SO	LOB	TOP								
Ron LeFlore, R OBP: 0.337, SLG: 0.363	0-0 HR	0-0 HR		0-0 SF8 1-3 3-H 2B	0-3 K		0-3 K			5	3	3	3	0	2	4	Montreal Expos @ Los Angeles Dodgers Dodger Stadium, Los Angeles, CA Wed Jun 18 1980, 7:05 PM PDT Att: 41,229 - Unknown								
Rodney Scott, S OBP: 0.290, SLG: 0.264	0-0 4-3	0-0 P4		0-0 SF8	0-0 F7			0-0 F7		4	0	0	1	0	0	3									
Andre Dawson, R OBP: 0.382, SLG: 0.494	4-0 BB 1B	0-0 F8		0-0 E S BB		0-0 1-3		0-0 4-3		3	1	0	0	2	0	0									
Gary Carter, R OBP: 0.308, SLG: 0.466	4-0 BB 1B		0-0 F8	0-3 K		0-0 F7		0-0 L1		4	0	0	0	1	1	1									
Warren Cromartie, L OBP: 0.339, SLG: 0.441	0-0 1-2 2-H 1B		0-0 F8		0-0 4-3 1B 2B			0-0 FC4-6 1B		5	1	4	1	0	0	0									
Brad Mills, L OBP: 0.433, SLG: 0.414	0-3 K		0-0 F5		0-0 4-3			0-0 FC4-6 1B		4	0	0	0	0	1	4									
Ken Macha, R OBP: 0.385, SLG: 0.429								0-0 FC4-6 1B		1	0	0	0	0	0	1									
Rowland Office, L OBP: 0.357, SLG: 0.357	4-0 1-2 2-3 BB			0-0 1B 2B 1B	4-0 SH 1B BB		0-0 4-3	0-3 K		2	1	1	0	2	0	0									
Jerry White, S OBP: 0.357, SLG: 0.525				0-3 K	0-0 SH 1B BB		0-0 4-3	0-0 5-3		5	0	1	1	0	1	5									
Chris Speier, R OBP: 0.364, SLG: 0.379	0-0 FC6-4 1-2 2-3 BB			0-0 2B SF8 1B	0-0 SH		0-0 1B			2	1	1	0	0	0	0									
Steve Rogers, R OBP: 0.324, SLG: 0.207		0-0 6-3		0-0 2B SF8 1B	0-0 SH		0-0 1B			1	0	1	0	0	0	0									
Tony Bernazard, S OBP: 0.291, SLG: 0.318				1-3 SF8 1B	1-2 2-3					0	0	0	0	0	0	0									
Stan Bahnsen, R OBP: 0.333, SLG: 0.333										0	0	0	0	0	0	0									
Inning Stats	R: 2 E: 0 K: 1 S: 7	H: 2 LOB: 3 BB: 3 P: 19	R: 1 E: 0 K: 0 S: 4	H: 1 LOB: 0 BB: 0 P: 4	R: 0 E: 0 K: 0 S: 3	H: 0 LOB: 0 BB: 0 P: 3	R: 3 E: 0 K: 2 S: 10	H: 3 LOB: 1 BB: 1 P: 14	R: 1 E: 1 K: 1 S: 8	H: 2 LOB: 3 BB: 1 P: 12	R: 0 E: 0 K: 0 S: 4	H: 1 LOB: 1 BB: 0 P: 4	R: 0 E: 0 K: 1 S: 6	H: 1 LOB: 0 BB: 0 P: 6	R: 0 E: 0 K: 0 S: 3	H: 0 LOB: 0 BB: 0 P: 3	R: 0 E: 0 K: 1 S: 6	H: 1 LOB: 1 BB: 0 P: 6	1B: 7 2B: 2 3B: 0 HR: 2	SF: 1 SAC: 1 DP: 0 HBP: 0	WP: 0 PB: 0 SB: 2 CS: 0	PA: 44			
PITCHER	IP WLS BF H R ER SO BB IBB HBP BLK WP HR S P ERA WHIP	IP WLS BF H R ER SO BB IBB HBP BLK WP HR S P ERA WHIP	IP WLS BF H R ER SO BB IBB HBP BLK WP HR S P ERA WHIP	IP WLS BF H R ER SO BB IBB HBP BLK WP HR S P ERA WHIP	IP WLS BF H R ER SO BB IBB HBP BLK WP HR S P ERA WHIP	IP WLS BF H R ER SO BB IBB HBP BLK WP HR S P ERA WHIP	IP WLS BF H R ER SO BB IBB HBP BLK WP HR S P ERA WHIP	IP WLS BF H R ER SO BB IBB HBP BLK WP HR S P ERA WHIP	IP WLS BF H R ER SO BB IBB HBP BLK WP HR S P ERA WHIP	IP WLS BF H R ER SO BB IBB HBP BLK WP HR S P ERA WHIP	IP WLS BF H R ER SO BB IBB HBP BLK WP HR S P ERA WHIP	IP WLS BF H R ER SO BB IBB HBP BLK WP HR S P ERA WHIP	IP WLS BF H R ER SO BB IBB HBP BLK WP HR S P ERA WHIP	IP WLS BF H R ER SO BB IBB HBP BLK WP HR S P ERA WHIP	IP WLS BF H R ER SO BB IBB HBP BLK WP HR S P ERA WHIP	IP WLS BF H R ER SO BB IBB HBP BLK WP HR S P ERA WHIP	IP WLS BF H R ER SO BB IBB HBP BLK WP HR S P ERA WHIP	IP WLS BF H R ER SO BB IBB HBP BLK WP HR S P ERA WHIP	IP WLS BF H R ER SO BB IBB HBP BLK WP HR S P ERA WHIP	IP WLS BF H R ER SO BB IBB HBP BLK WP HR S P ERA WHIP	IP WLS BF H R ER SO BB IBB HBP BLK WP HR S P ERA WHIP	IP WLS BF H R ER SO BB IBB HBP BLK WP HR S P ERA WHIP	IP WLS BF H R ER SO BB IBB HBP BLK WP HR S P ERA WHIP	IP WLS BF H R ER SO BB IBB HBP BLK WP HR S P ERA WHIP	IP WLS BF H R ER SO BB IBB HBP BLK WP HR S P ERA WHIP
Don Sutton, R ERA: 2.65	0.1	2	1	1	1	0	0	0	0	0	0	0	0	0	0	0	27.00	3.000							
Rick Sutcliffe, R ERA: 6.99	3.0	17	5	5	5	2	3	0	0	0	0	1	18	30	15.00	2.667									
Joe Beckwith, R ERA: 2.16	1.2	10	2	1	1	2	2	0	0	0	0	0	12	20	5.40	2.400									
Charlie Hough, R ERA: 5.52	2.0	W	8	2	0	0	1	0	0	0	0	0	10	10	0.00	1.000									
Steve Howe, L ERA: 2.17	2.0	S	7	1	0	0	1	0	0	0	0	0	9	9	0.00	0.500									
Batter	1	2	3	4	5	6	7	8	9	AB	R	H	RBI	BB	SO	LOB	BOTTOM								
Rudy Law, L OBP: 0.301, SLG: 0.308	0-0 5-3		0-0 FC1-4 CS			0-0 4-3	0-0 FC4 1B	0-0 4-3		5	1	0	1	0	0	3	Montreal Expos @ Los Angeles Dodgers Dodger Stadium, Los Angeles, CA Wed Jun 18 1980, 7:05 PM PDT Att: 41,229 - Unknown								
Davey Lopes, R OBP: 0.325, SLG: 0.315	0-0 F3		0-0 CS	0-3 K		0-0 4-3	0-0 1B 1B			4	1	1	0	0	1	0									
Reggie Smith, S OBP: 0.398, SLG: 0.542	0-3 K			0-0 F7		0-0 1B	0-0 1B 1B			4	0	2	1	0	1	0									
Steve Garvey, R OBP: 0.323, SLG: 0.490		0-0 F8		0-0 5-3		0-0 F7	0-0 1B			4	0	1	1	0	0	1									
Dusty Baker Jr., R OBP: 0.314, SLG: 0.555		0-0 6-3			0-0 F8		0-0 K BB			3	1	0	0	1	1	2									
Ron Cey, R OBP: 0.340, SLG: 0.427					4-0 2B BB		0-0 K			2	3	1	1	2	1	2									
Steve Howe, L OBP: 0.200, SLG: 0.200		0-0 HR					0-0 K			0	0	0	0	0	0	0									
Bill Russell, R OBP: 0.316, SLG: 0.394		0-0 5-3			0-0 F9		0-0 HR	0-0 F7		4	1	1	3	0	0	1									
Mike Scioscia, L OBP: 0.316, SLG: 0.373			0-0 FC1-4 1B		0-0 1-H 2B		0-0 1B FC4 BB	0-0 2B		2	0	2	1	1	0	0									
Derrel Thomas, S OBP: 0.324, SLG: 0.347					0-0 K		0-0 FC4 1B	0-3 K		1	1	1	0	0	0	0									
Don Sutton, R ERA: 2.65	6.0	22	4	2	2	3	0	0	0	0	0	0	0	0	0	0	3.00	0.833							
Rick Sutcliffe, R ERA: 6.99	3.0	17	5	5	5	2	3	0	0	0	0	1	18	30	15.00	2.667									
Joe Beckwith, L ERA: 2.16	1.2	10	2	1	1	2	2	0	0	0	0	0	12	20	5.40	2.400									
Charlie Hough, R ERA: 5.52	2.0	W	8	2	0	0	1	0	0	0	0	0	10	10	0.00	1.000									
Steve Howe, L ERA: 2.17	2.0	S	7	1	0	0	1	0	0	0	0	0	9	9	0.00	0.500									
Inning Stats	R: 0 E: 0 K: 1 S: 5	H: 0 LOB: 0 BB: 0 P: 5	R: 1 E: 0 K: 0 S: 4	H: 1 LOB: 0 BB: 0 P: 4	R: 0 E: 0 K: 0 S: 3	H: 1 LOB: 0 BB: 0 P: 3	R: 0 E: 0 K: 1 S: 5	H: 0 LOB: 0 BB: 0 P: 5	R: 1 E: 0 K: 1 S: 6	H: 1 LOB: 1 BB: 1 P: 10	R: 0 E: 0 K: 0 S: 4	H: 1 LOB: 1 BB: 0 P: 4	R: 6 E: 0 K: 2 S: 12	H: 5 LOB: 3 BB: 3 P: 24	R: 0 E: 0 K: 1 S: 6	H: 1 LOB: 1 BB: 0 P: 6	1B: 6 2B: 2 3B: 0 HR: 2	SF: 0 SAC: 0 DP: 0 HBP: 0	WP: 0 PB: 0 SB: 0 CS: 1	PA: 38					
PITCHER	IP WLS BF H R ER SO BB IBB HBP BLK WP HR S P ERA WHIP	IP WLS BF H R ER SO BB IBB HBP BLK WP HR S P ERA WHIP	IP WLS BF H R ER SO BB IBB HBP BLK WP HR S P ERA WHIP	IP WLS BF H R ER SO BB IBB HBP BLK WP HR S P ERA WHIP	IP WLS BF H R ER SO BB IBB HBP BLK WP HR S P ERA WHIP	IP WLS BF H R ER SO BB IBB HBP BLK WP HR S P ERA WHIP	IP WLS BF H R ER SO BB IBB HBP BLK WP HR S P ERA WHIP	IP WLS BF H R ER SO BB IBB HBP BLK WP HR S P ERA WHIP	IP WLS BF H R ER SO BB IBB HBP BLK WP HR S P ERA WHIP	IP WLS BF H R ER SO BB IBB HBP BLK WP HR S P ERA WHIP	IP WLS BF H R ER SO BB IBB HBP BLK WP HR S P ERA WHIP	IP WLS BF H R ER SO BB IBB HBP BLK WP HR S P ERA WHIP	IP WLS BF H R ER SO BB IBB HBP BLK WP HR S P ERA WHIP	IP WLS BF H R ER SO BB IBB HBP BLK WP HR S P ERA WHIP	IP WLS BF H R ER SO BB IBB HBP BLK WP HR S P ERA WHIP	IP WLS BF H R ER SO BB IBB HBP BLK WP HR S P ERA WHIP	IP WLS BF H R ER SO BB IBB HBP BLK WP HR S P ERA WHIP	IP WLS BF H R ER SO BB IBB HBP BLK WP HR S P ERA WHIP	IP WLS BF H R ER SO BB IBB HBP BLK WP HR S P ERA WHIP	IP WLS BF H R ER SO BB IBB HBP BLK WP HR S P ERA WHIP	IP WLS BF H R ER SO BB IBB HBP BLK WP HR S P ERA WHIP	IP WLS BF H R ER SO BB IBB HBP BLK WP HR S P ERA WHIP	IP WLS BF H R ER SO BB IBB HBP BLK WP HR S P ERA WHIP	IP WLS BF H R ER SO BB IBB HBP BLK WP HR S P ERA WHIP	IP WLS BF H R ER SO BB IBB HBP BLK WP HR S P ERA WHIP
Steve Rogers, R ERA: 3.09	6.0	22	4	2	2	3	0	0	0	0	0	0	0	0	0	0	3.00	0.833							
Stan Bahnsen, R ERA: 2.15	0.0	3	1	3	3	0	2	0	0	0	0	1	1	9	9	0.00	0.000								
Elias Sosa, R ERA: 3.34	2.0	L	12	5	3	3	3	1	0	0	0	0	0	17	21	13.50	3.000								


Batter	1	2	3	4	5	6	7	8	9	10	AB	R	H	RBI	BB	SO	LOB	TOP	
Ron LeFlore, R OBP: 0.336, SLG: 0.361 (1, 7)	K		4-3		K			1B			4	1	1	0	0	2	1	Montreal Expos @ Los Angeles Dodgers Dodger Stadium, Los Angeles, CA Thu Jun 19 1980, 7:05 PM PDT Att: 35,819 - Unknown	
Rodney Scott, S OBP: 0.293, SLG: 0.279 (1, 4)	E4 FC6-4			HR		G3		1B			4	1	2	1	0	0	0		
Andre Dawson, R OBP: 0.380, SLG: 0.505 (1, 8)	FC6-4			HR		5-3		1B			4	1	1	2	0	0	2		
Gary Carter, R OBP: 0.307, SLG: 0.462 (1, 2)	P6			HR		5-3					4	0	1	0	0	0	1		
Warren Cromartie, L OBP: 0.337, SLG: 0.437 Tom Hutton, L OBP: 0.233, SLG: 0.185 (1, 3) (9, 3)		FC5-4 1B		K				F2		3-1	4	0	1	0	0	1	1		
Brad Mills, L OBP: 0.382, SLG: 0.364 (1, 5)	FC5-4 CS			L4-3 1B				L4		F7	4	0	0	0	0	0	2		
Rowland Office, L OBP: 0.322, SLG: 0.343 (1, 9)	F9							L4			4	0	0	0	0	0	1		
Chris Speier, R OBP: 0.360, SLG: 0.374 (1, 6)			6-3					F8		6-3	4	0	1	0	0	0	0		
Bill Gullickson, R OBP: 0.200, SLG: 0.200 Woodie Fryman, R (9, 1)			4-3		SH3-4 1B			F7		1-3	2	0	0	0	0	0	0		
					SH3-4 1B						1	0	0	0	0	0	0		
Inning Stats	R: 0 E: 1 K: 1 S: 6	H: 0 LOB: 1 BB: 0 P: 6	R: 0 E: 0 K: 0 S: 3	H: 1 LOB: 0 BB: 0 P: 3	R: 0 E: 0 K: 0 S: 3	H: 0 LOB: 0 BB: 0 P: 3	R: 2 E: 0 K: 1 S: 7	H: 3 LOB: 0 BB: 0 P: 7	R: 0 E: 0 K: 1 S: 6	H: 1 LOB: 1 BB: 0 P: 6	R: 0 E: 0 K: 0 S: 3	H: 0 LOB: 0 BB: 0 P: 3	R: 0 E: 0 K: 0 S: 3	H: 0 LOB: 0 BB: 0 P: 3	R: 0 E: 0 K: 0 S: 3	H: 0 LOB: 0 BB: 0 P: 3	1B: 5 2B: 1 3B: 1 HR: 1	SF: 0 SAC: 1 DP: 1 HBP: 0	WP: 0 PA: 36 PB: 0 SB: 1 CS: 1
PITCHER	IP 9.0	WLS 33	H 7	R 3	ER 3	SO 3	BB 0	IBB 0	HBP 0	BLK 0	WP 0	HR 1	S 39	P 39	ERA 3.00	WHIP 0.778			
Burt Hooton, R ERA: 3.56 Bobby Castillo, R ERA: 3.34 (1, 1) (10, 1)	1.0 W	3 3	0 0	0 0	0 0	0 0	0 0	0 0	0 0	0 0	0 0	3 3	3 3	0.00 0.000					



Batter	1	2	3	4	5	6	7	8	9	10	AB	R	H	RBI	BB	SO	LOB	BOTTOM	
Rudy Law, L OBP: 0.300, SLG: 0.303 Dusty Baker Jr., R OBP: 0.213, SLG: 0.555 Steve Yeager, R OBP: 0.282, SLG: 0.187 (1, 8) (9, PH) (10, 2)	P3		P5	F5			S BB		SF9		3	0	0	0	1	0	1	Montreal Expos @ Los Angeles Dodgers Dodger Stadium, Los Angeles, CA Thu Jun 19 1980, 7:05 PM PDT Att: 35,819 - Unknown	
Davey Lopes, R OBP: 0.327, SLG: 0.314 (1, 4)	6-3		1B 2B 1B		6-3		1-2 HBP		P6		4	1	1	0	0	0	1		
Jay Johnstone, L OBP: 0.378, SLG: 0.350 Pedro Guerrero, R OBP: 0.484, SLG: 0.692 Bobby Castillo, R OBP: 0.250, SLG: 0.250 (1, 7) (9, PH) (10, 1)	K		1B 2B 1B		F3		F3		P4		4	1	1	0	0	1	2		
Steve Garvey, R OBP: 0.321, SLG: 0.482 (1, 3)		1B BB BB	F2		6-3		L8		F9		4	0	0	0	1	0	4		
Ron Cey, R OBP: 0.346, SLG: 0.436 (1, 5)	F8		2B				1B		K		5	1	3	2	0	1	1		
Gary Thomasson, L OBP: 0.382, SLG: 0.276 (1, 9) (10, 7)		4-0 BB BB	P6		F6		4-3		1B HR		3	0	0	0	1	0	2		
Joe Ferguson, R OBP: 0.343, SLG: 0.278 (10, PH)	1B BB		P6				5-3				1	1	1	2	0	0	0		
Bill Russell, R OBP: 0.315, SLG: 0.391 (1, 6)					6-3		F7		5-3		4	0	1	0	0	0	1		
Mike Scioscia, L OBP: 0.317, SLG: 0.370 Reggie Smith, S OBP: 0.401, SLG: 0.549 (1, 2) (9, PH) (10, 9)	K		SH1-4 1B				F8		SH SF9 2B		3	0	1	0	0	1	4		
Burt Hooton, R Derrel Thomas, S OBP: 0.324, SLG: 0.347 (1, 1) (9, PH) (10, 8)	F9				SH1-4		K		SH		2	0	0	0	0	1	3		
											0	0	0	0	0	0	0		
Inning Stats	R: 0 E: 0 K: 1 S: 5	H: 0 LOB: 0 BB: 0 P: 5	R: 0 E: 0 K: 1 S: 6	H: 1 LOB: 3 BB: 2 P: 14	R: 2 E: 0 K: 0 S: 6	H: 3 LOB: 1 BB: 0 P: 6	R: 0 E: 0 K: 0 S: 4	H: 1 LOB: 1 BB: 0 P: 4	R: 0 E: 0 K: 1 S: 5	H: 0 LOB: 2 BB: 1 P: 10	R: 0 E: 0 K: 1 S: 5	H: 0 LOB: 0 BB: 0 P: 5	R: 1 E: 0 K: 0 S: 5	H: 1 LOB: 1 BB: 0 P: 5	R: 2 E: 0 K: 0 S: 3	H: 2 LOB: 0 BB: 0 P: 3	1B: 6 2B: 2 3B: 0 HR: 1	SF: 1 SAC: 2 DP: 0 HBP: 1	WP: 0 PA: 42 PB: 0 SB: 2 CS: 0
PITCHER	IP 8.0	WLS 35	H 7	R 3	ER 3	SO 4	BB 3	IBB 0	HBP 1	BLK 0	WP 0	HR 0	S 39	P 52	ERA 3.38	WHIP 1.250			
Bill Gullickson, R ERA: 3.42 Woodie Fryman, L ERA: 1.93 (1, 1) (9, 1)	1.1 L	7 7	2 2	2 2	0 0	0 0	0 0	0 0	0 0	0 0	0 0	1 7	7 7	13.50 1.500					



Batter	1	2	3	4	5	6	7	8	9	AB	R	H	RBI	BB	SO	LOB	TOP					
Ron LeFlore, R OBP: 0.337, SLG: 0.359 (1, 7)	6-3		K				6-3			4	1	1	0	1	1	0	Montreal Expos @ San Diego Padres San Diego Stadium, San Diego, CA Fri Jun 20 1980, 10:05 PM EDT Att: 14,266 - Unknown 					
Rodney Scott, S OBP: 0.296, SLG: 0.279 (1, 4)	FC6-4 BB		F7			SF8 1B	K		F9	4	0	1	0	1	1	1						
Andre Dawson, R OBP: 0.377, SLG: 0.503 (1, 8)	FC6-4 1-2		S 1B			SF8	5-3			3	0	1	1	0	0	1						
Gary Carter, R OBP: 0.302, SLG: 0.454 (1, 2)	F9		F7			F8			6-3	4	0	0	0	0	0	3						
Warren Cromartie, L OBP: 0.348, SLG: 0.447 (1, 3)		1B 1B				1B SF8 1B				4	1	4	0	0	0	0						
Brad Mills, L OBP: 0.405, SLG: 0.371 (8, PH) Ken Macha, R OBP: 0.380, SLG: 0.423 (8, 5)	F8					4-3 WP 1B			F9	2	0	1	0	1	0	1						
Rowland Office, L OBP: 0.143, SLG: 0.337 (6, PH) Bob Pate, R OBP: 0.308, SLG: 0.300 (6, 9)	F5		FC4-6 1-2			SF8			K	2	0	0	0	0	0	2						
Chris Speier, R OBP: 0.357, SLG: 0.369 (1, 6)			6-3			4-3			F9	4	0	1	0	0	0	2						
Scott Sanderson, R OBP: 0.143, SLG: 0.300 (5, PH) Tony Hernandez, S OBP: 0.288, SLG: 0.315 (5, 1) Tom Hutton, L OBP: 0.226, SLG: 0.179 Stan Bahnsen, R OBP: 0.179 Woodie Fryman, R OBP: 0.179 Jerry White, S OBP: 0.330, SLG: 0.516 (9, PH)	K					G3			K	1	0	0	0	0	1	2						
Inning Stats	R: 0 E: 0 K: 0 S: 3	H: 0 LOB: 1 BB: 1 P: 7	R: 0 E: 0 K: 1 S: 7	H: 2 LOB: 2 BB: 0 P: 7	R: 0 E: 0 K: 1 S: 6	H: 1 LOB: 1 BB: 0 P: 6	R: 0 E: 0 K: 0 S: 3	H: 1 LOB: 1 BB: 0 P: 7	R: 1 E: 0 K: 0 S: 5	H: 2 LOB: 1 BB: 0 P: 5	R: 1 E: 0 K: 1 S: 5	H: 2 LOB: 0 BB: 0 P: 5	R: 0 E: 0 K: 1 S: 5	H: 0 LOB: 0 BB: 0 P: 5	R: 0 E: 0 K: 1 S: 6	H: 1 LOB: 1 BB: 0 P: 6		R: 0 E: 0 K: 1 S: 5	H: 0 LOB: 1 BB: 1 P: 9	1B: 9 2B: 0 3B: 0 HR: 0	SF: 2 SAC: 0 DP: 0 HBP: 0	WP: 1 PB: 0 SB: 2 CS: 1
PITCHER	IP WLS BF H R ER SO BB IBB HBP BLK WP HR S P ERA WHIP																					
Steve Mura, R ERA: 4.75 (1, 1)	5.0 W 24 8 2 2 2 2 2 0 0 0 0 0 0 0 26 34 3.60 2.000																					
Dennis Kinney, L ERA: 3.51 (6, 1)	0.1 1 0 0 0 0 0 0 0 0 0 0 0 1 0 1 1 0.00 0.000																					
Dennis Blair, R ERA: (6, 1)	2.0 7 1 0 0 0 1 0 0 0 0 0 0 0 0 9 9 0.00 0.500																					
Bob Shirley, L ERA: 2.72 (8, 1)	1.2 S 6 0 0 0 2 1 0 0 0 0 0 0 0 0 9 13 0.00 0.600																					

Batter	1	2	3	4	5	6	7	8	9	AB	R	H	RBI	BB	SO	LOB	BOTTOM			
Gene Richards, L OBP: 0.366, SLG: 0.374 (1, 7)	K		4-3				4-3			4	1	1	0	0	1	0	Montreal Expos @ San Diego Padres San Diego Stadium, San Diego, CA Fri Jun 20 1980, 10:05 PM EDT Att: 14,266 - Unknown 			
Ozzie Smith, S OBP: 0.323, SLG: 0.282 (1, 6)	G3					B5-3			SH3	2	0	0	0	1	0	0				
Jerry Turner, L OBP: 0.333, SLG: 0.419 Aurelio Rodriguez, R OBP: 0.237, SLG: 0.316 (1, 9) (9, 5)	L9					1B S 1B			E4 S 1B	4	1	1	0	0	0	2				
Dave Winfield, R OBP: 0.391, SLG: 0.417 (9, 9)						6-3			SH3	4	1	3	1	0	0	0				
Willie Montanez, L OBP: 0.297, SLG: 0.333 (1, 3)	FC4-6 1-2		FC4-6 1B			4-3			4-3	4	1	1	1	0	0	2				
Tim Flannery, L OBP: 0.488, SLG: 0.500 Jerry Mumphrey, S OBP: 0.326, SLG: 0.320 (1, 5) (9, 8)						1B 3B				3	0	2	1	0	0	0				
Dave Cash, R OBP: 0.267, SLG: 0.246 (1, 4)	G5-4-3 1-2					4-3				3	0	0	0	0	0	3				
Bill Fahey, L OBP: 0.315, SLG: 0.292 (1, 2)			L4			F2			F7	3	0	0	0	0	0	1				
Steve Mura, R OBP: 0.200, SLG: 0.222 Dennis Kinney, L OBP: 0.286, SLG: 0.167 Dennis Blair, R OBP: 0.167 Bob Shirley, R OBP: 0.167 (1, 1) (6, 1) (6, 1) (8, 1)			6-3			6-3			K	2	0	0	0	0	0	0				
Inning Stats	R: 0 E: 0 K: 1 S: 5	H: 0 LOB: 0 BB: 0 P: 5	R: 0 E: 0 K: 0 S: 4	H: 2 LOB: 1 BB: 0 P: 4	R: 0 E: 0 K: 0 S: 3	H: 0 LOB: 0 BB: 0 P: 3	R: 3 E: 0 K: 0 S: 7	H: 4 LOB: 1 BB: 0 P: 7	R: 0 E: 0 K: 0 S: 3	H: 0 LOB: 1 BB: 1 P: 7	R: 0 E: 0 K: 0 S: 3	H: 0 LOB: 0 BB: 0 P: 3	R: 0 E: 0 K: 1 S: 5	H: 0 LOB: 0 BB: 0 P: 5	R: 1 E: 1 K: 0 S: 5	H: 2 LOB: 1 BB: 0 P: 5		1B: 7 2B: 0 3B: 1 HR: 0	SF: 0 SAC: 1 DP: 1 HBP: 0	WP: 0 PB: 0 SB: 3 CS: 0
PITCHER	IP WLS BF H R ER SO BB IBB HBP BLK WP HR S P ERA WHIP																			
Scott Sanderson, R ERA: 3.16 (1, 1)	4.0 L 17 6 3 3 1 0 0 0 0 0 0 0 0 3 7 0.00 1.000																			
Fred Norman, L ERA: 6.6 (5, 1)	1.0 4 0 0 0 0 1 0 0 0 0 0 0 0 3 7 0.00 1.000																			
Stan Bahnsen, R ERA: 2.25 (6, 1)	2.1 8 1 1 1 1 0 0 0 0 0 0 0 0 10 10 3.86 0.429																			
Woodie Fryman, L ERA: 1.89 (8, 1)	0.2 3 1 0 0 0 0 0 0 0 0 0 0 0 3 3 0.00 1.500																			

Batter	1	2	3	4	5	6	7	8	9	AB	R	H	RBI	BB	SO	LOB	TOP								
Ron LeFlore, R OBP: 0.335, SLG: 0.356 (1, 7)	6-3	6-3																							
Rodney Scott, S OBP: 0.302, SLG: 0.286 (1, 4)	HR		5-3																						
Andre Dawson, R OBP: 0.378, SLG: 0.513 (1, 8)	HR		F8																						
Gary Carter, R OBP: 0.308, SLG: 0.464 (1, 2)	F9		K2-3																						
Warren Cromartie, L OBP: 0.349, SLG: 0.444 (1, 3)	2B																								
Bob Pate, R OBP: 0.412, SLG: 0.571 (1, 9)	2B		4-3																						
Ken Macha, R OBP: 0.373, SLG: 0.413 (1, 5)	L7		6-3																						
Chris Speier, R OBP: 0.353, SLG: 0.360 (1, 6)			6-3																						
Charlie Lea, R OBP: 0.333, SLG: 0.333 (8, 1)	K																								
Inning Stats	R: 2 E: 0 K: 0 S: 7	H: 4 LOB: 2 BB: 0 P: 7	R: 0 E: 0 K: 1 S: 5	H: 0 LOB: 0 BB: 0 P: 5	R: 0 E: 0 K: 1 S: 5	H: 0 LOB: 0 BB: 0 P: 5	R: 0 E: 0 K: 0 S: 3	H: 0 LOB: 0 BB: 0 P: 3	R: 2 E: 0 K: 0 S: 5	H: 3 LOB: 2 BB: 1 P: 9	R: 0 E: 0 K: 0 S: 4	H: 1 LOB: 2 BB: 1 P: 8	R: 0 E: 0 K: 1 S: 5	H: 0 LOB: 0 BB: 0 P: 5	R: 2 E: 0 K: 0 S: 4	H: 2 LOB: 1 BB: 2 P: 12	R: 1 E: 0 K: 0 S: 5	H: 2 LOB: 1 BB: 0 P: 5	1B: 7 2B: 4 3B: 0 HR: 1	SF: 0 SAC: 0 DP: 0 HBP: 0	WP: 1 PB: 1 SB: 2 CS: 0	PA: 41			
PITCHER	IP	WLS	BF	H	R	ER	SO	BB	IBB	HBP	BLK	WP	HR	S	P	ERA	WHIP								
John Curtis, L ERA: 4.18 (1, 1)	5.0	L	22	7	4	4	2	0	1	0	0	0	1	25	29	7.20	1.400								
John D'Acquisto, R ERA: 2.92 (8, 1)	2.0		8	1	0	0	1	0	1	0	0	0	0	9	13	0.00	0.500								
Dennis Blair, R ERA: 7.71 (8, 1)	0.1		4	2	2	2	0	2	0	0	0	1	0	2	10	54.00	12.000								
Dennis Kinney, L ERA: 3.6 (8, 1)	1.2		7	2	1	1	0	0	0	0	0	0	0	7	7	5.40	1.200								

Montreal Expos @ San Diego Padres
San Diego Stadium, San Diego, CA
Sat Jun 21, 1980, 10:05 PM EDT
Att: 13,726 - Unknown

AB	37
R	7
H	12
RBI	7
BB	4
SO	3
LOB	9



Batter	1	2	3	4	5	6	7	8	9	AB	R	H	RBI	BB	SO	LOB	BOTTOM								
Gene Richards, L OBP: 0.367, SLG: 0.369 (1, 7)	4-3		G3																						
Ozzie Smith, S OBP: 0.324, SLG: 0.279 (1, 6)	G4-6-3		6-3																						
Jerry Turner, L OBP: 0.337, SLG: 0.429 (1, 9)	G4-6-3																								
Dave Winfield, R OBP: 0.389, SLG: 0.414 (1, 8)																									
Willie Montanez, L OBP: 0.296, SLG: 0.340 (1, 3)																									
Tim Flannery, L OBP: 0.451, SLG: 0.479 (1, 5)																									
Dave Cash, R OBP: 0.271, SLG: 0.250 (1, 4)																									
Bill Fahey, L OBP: 0.321, SLG: 0.293 (9, PR)																									
Gene Tenace, R OBP: 0.352, SLG: 0.345 (9, PR)																									
John Curtis, L OBP: 0.185, SLG: 0.160 (5, PR)																									
Von Hayes, L OBP: 0.333, SLG: 0.375 (8, 1)																									
John D'Acquisto, R OBP: 0.356, SLG: 0.319 (8, 1)																									
Jerry Mumphrey, S OBP: 0.356, SLG: 0.319 (8, 1)																									
Dennis Blair, R OBP: 0.356, SLG: 0.319 (8, 1)																									
Dennis Kinney, L OBP: 0.356, SLG: 0.319 (8, 1)																									
Kurt Bevacqua, R OBP: 0.356, SLG: 0.319 (8, 1)																									
Paul Dade, R OBP: 0.356, SLG: 0.319 (8, 1)																									
Inning Stats	R: 0 E: 0 K: 0 S: 2	H: 0 LOB: 1 BB: 1 P: 6	R: 0 E: 0 K: 0 S: 5	H: 2 LOB: 2 BB: 0 P: 5	R: 0 E: 0 K: 0 S: 3	H: 0 LOB: 0 BB: 0 P: 3	R: 0 E: 0 K: 0 S: 3	H: 0 LOB: 0 BB: 0 P: 3	R: 0 E: 0 K: 0 S: 4	H: 1 LOB: 3 BB: 2 P: 12	R: 0 E: 0 K: 0 S: 4	H: 1 LOB: 1 BB: 0 P: 4	R: 0 E: 0 K: 0 S: 3	H: 0 LOB: 0 BB: 0 P: 3	R: 3 E: 0 K: 0 S: 5	H: 3 LOB: 1 BB: 2 P: 13	R: 1 E: 0 K: 1 S: 6	H: 1 LOB: 1 BB: 1 P: 10	1B: 6 2B: 2 3B: 1 HR: 0	SF: 1 SAC: 0 DP: 2 HBP: 0	WP: 0 PB: 0 SB: 0 CS: 0	PA: 39			
PITCHER	IP	WLS	BF	H	R	ER	SO	BB	IBB	HBP	BLK	WP	HR	S	P	ERA	WHIP								
Charlie Lea, R ERA: 2.38 (1, 1)	7.2	W	33	7	3	3	0	5	0	0	0	0	0	28	48	3.52	1.565								
Elias Sosa, R ERA: 3.47 (8, 1)	1.1	S	6	1	1	1	1	1	0	0	0	0	0	7	11	6.75	1.500								

Montreal Expos @ San Diego Padres
San Diego Stadium, San Diego, CA
Sat Jun 21, 1980, 10:05 PM EDT
Att: 13,726 - Unknown

AB	32
R	4
H	8
RBI	4
BB	6
SO	1
LOB	19



Batter	1	2	3	4	5	6	7	8	9	AB	R	H	RBI	BB	SO	LOB	TOP									
Ron LeFlore, R (1,7) OBP: 0.332, SLG: 0.353 Jerry White, S (9,7)	5-3		6-3			F8	1-3		1B	5	0	1	0	0	0	1	Montreal Expos @ San Diego Padres San Diego Stadium, San Diego, CA Sun Jun 22 1980, 6:33 AM EDT Att: 14,388 - Unknown livebaseballscorecards.com									
Tony Bernazard, S (1,4) OBP: 0.295, SLG: 0.330	K		5-3			1B				4	1	2	0	0	1	0										
Andre Dawson, R (1,8) OBP: 0.376, SLG: 0.508	1B			6-3		6-3				4	0	1	0	0	0	2										
Gary Carter, R (1,2) OBP: 0.311, SLG: 0.462	K			F8		1B				3	1	1	0	1	1	1										
Warren Cromartie, L (1,3) OBP: 0.355, SLG: 0.446		1B		3-1		1B				3	0	2	1	1	0	0										
Bob Pate, R (1,9) OBP: 0.381, SLG: 0.500	L7				4-3	3-1				4	0	1	1	0	0	3										
Ken Macha, R (1,5) OBP: 0.391, SLG: 0.430		1B				1B				4	0	3	0	0	0	2										
Chris Speier, R (1,6) OBP: 0.343, SLG: 0.347		1B				1B				4	0	0	0	0	0	4										
Steve Rogers, R (1,1) OBP: 0.297, SLG: 0.188			6-3			1B				3	0	0	0	0	1	1										
Inning Stats	R: 0 E: 0 K: 2 S: 8	H: 1 LOB: 1 BB: 0 P: 8	R: 0 E: 0 K: 0 S: 4	H: 2 LOB: 1 BB: 0 P: 4	R: 0 E: 0 K: 0 S: 3	H: 0 LOB: 0 BB: 0 P: 3	R: 0 E: 0 K: 0 S: 3	H: 0 LOB: 0 BB: 0 P: 3	R: 0 E: 0 K: 0 S: 4	H: 1 LOB: 1 BB: 0 P: 4	R: 1 E: 0 K: 0 S: 5	H: 2 LOB: 2 BB: 1 P: 9	R: 0 E: 0 K: 0 S: 4	H: 1 LOB: 1 BB: 0 P: 4	R: 1 E: 0 K: 0 S: 5	H: 3 LOB: 2 BB: 1 P: 9	R: 0 E: 0 K: 1 S: 5	H: 1 LOB: 1 BB: 0 P: 5	1B: 10 2B: 2 3B: 0 HR: 0	SF: 0 SAC: 1 DP: 1 HBP: 0	WP: 0 PB: 0 SB: 2 CS: 0	PA: 37				
PITCHER	IP WLS BF H R ER SO BB IBB HBP BLK WP HR S P ERA WHIP																									
Gary Lucas, L (1,1) ERA: 3.31	6.2	L	27	7	1	1	2	0	1	0	0	0	0	0	30	34	1.35	1.050								
Rollie Fingers, R (7,1) ERA: 2.95	2.1		10	4	1	1	1	0	1	0	0	0	0	0	11	15	3.86	1.714								

Batter	1	2	3	4	5	6	7	8	9	AB	R	H	RBI	BB	SO	LOB	BOTTOM									
Gene Richards, L (1,7) OBP: 0.362, SLG: 0.363	F8		L9				SH5-3		G3	4	0	0	0	0	0	1	Montreal Expos @ San Diego Padres San Diego Stadium, San Diego, CA Sun Jun 22 1980, 6:33 AM EDT Att: 14,388 - Unknown livebaseballscorecards.com									
Ozzie Smith, S (1,6) OBP: 0.326, SLG: 0.280	6-3		1B			BB	G3			3	0	1	0	1	0	1										
Jerry Mumphrey, S (1,8) OBP: 0.323, SLG: 0.318	5-3					K	F8			4	0	1	0	0	1	3										
Dave Winfield, R (1,9) OBP: 0.391, SLG: 0.420		SH3-4	1B			K				4	0	2	0	0	1	2										
Willie Montanez, L (1,3) OBP: 0.296, SLG: 0.339		SH3-4				F7	E4		L6	4	0	1	0	0	0	1										
Tim Flannery, L (1,5) OBP: 0.426, SLG: 0.451		SH3-4				F8	K		4-3	3	0	0	0	0	1	2										
Dave Cash, R (1,4) OBP: 0.270, SLG: 0.252 Jerry Turner, L (8,PH) OBP: 0.333, SLG: 0.424 Aurelio Rodriguez, R (9,5) OBP: 0.237, SLG: 0.316		G4-6-3				4-3			K	2	0	1	0	1	0	0										
Bill Fahey, L (1,2) OBP: 0.319, SLG: 0.291		G4-6-3							G3	4	0	1	0	0	0	5										
Gary Lucas, L (1,1) OBP: 0.238, SLG: 0.200 Rollie Fingers, R (7,1) OBP: 0.296, SLG: 0.571 Von Joshua, L (9,PH) OBP: 0.324, SLG: 0.364						F8			4-3	1	0	0	0	0	0	0										
						SH1-4				1	0	1	0	0	0	0										
										1	0	0	0	0	0	0										
										1	0	0	0	0	0	0										
Inning Stats	R: 0 E: 0 K: 0 S: 3	H: 0 LOB: 0 BB: 0 P: 3	R: 0 E: 0 K: 0 S: 4	H: 2 LOB: 2 BB: 1 P: 8	R: 0 E: 0 K: 1 S: 7	H: 2 LOB: 2 BB: 0 P: 7	R: 0 E: 0 K: 0 S: 3	H: 0 LOB: 0 BB: 0 P: 3	R: 0 E: 0 K: 0 S: 3	H: 0 LOB: 2 BB: 0 P: 3	R: 0 E: 1 K: 1 S: 6	H: 1 LOB: 2 BB: 1 P: 10	R: 0 E: 1 K: 1 S: 7	H: 1 LOB: 2 BB: 0 P: 7	R: 0 E: 0 K: 0 S: 4	H: 1 LOB: 1 BB: 0 P: 4	R: 0 E: 0 K: 1 S: 6	H: 1 LOB: 1 BB: 0 P: 6	R: 0 E: 0 K: 0 S: 3	H: 0 LOB: 0 BB: 0 P: 3	1B: 6 2B: 2 3B: 0 HR: 0	SF: 0 SAC: 3 DP: 1 HBP: 0	WP: 0 PB: 0 SB: 0 CS: 0	PA: 37		
PITCHER	IP WLS BF H R ER SO BB IBB HBP BLK WP HR S P ERA WHIP																									
Steve Rogers, R (1,1) ERA: 2.86	9.0	W	37	8	0	0	4	2	0	0	0	0	0	0	43	51	0.00	1.111								

Batter	1	2	3	4	5	6	7	8	9	10	AB	R	H	RBI	BB	SO	LOB										
Ron LeFlore, R OBP: 0.336, SLG: 0.360 (1, 7)	K	K					1-3			1B	6	2	3	1	0	2	4										
Rodney Scott, S OBP: 0.307, SLG: 0.297 (1, 4)	E S 1B		F7	F8						F8	6	1	3	1	0	0	3										
Andre Dawson, R OBP: 0.374, SLG: 0.515 (1, 8)	K									1-4-3	5	1	1	1	1	1	3										
Gary Carter, R OBP: 0.319, SLG: 0.463 (1, 2)	F9		L6							1B	4	1	2	1	2	0	1										
Warren Cromartie, L OBP: 0.355, SLG: 0.444 (1, 3)											6	1	2	1	0	0	5										
Brad Mills, L OBP: 0.405, SLG: 0.375 Ken Macha, R OBP: 0.386, SLG: 0.425 (10, PH) (10, 5)		5-3								1B	5	0	2	1	0	0	1										
Rowland Office, L OBP: 0.312, SLG: 0.330 (1, 9)	K										5	0	1	0	0	2	2										
Chris Speier, R OBP: 0.355, SLG: 0.355 (1, 6)											3	1	2	1	1	0	0										
David Palmer, R OBP: 0.296, SLG: 0.280 Stan Bahnsen, R (5, 1)											2	0	2	0	0	0	0										
Jerry White, S OBP: 0.347, SLG: 0.508 Elias Sosa, R OBP: 0.250, SLG: 0.250 (7, PH) (7, 1)											1	0	0	0	0	0	2										
											1	0	0	0	0	1	1										
Inning Stats	R: 0 E: 0 K: 2 S: 8	H: 1 LOB: 1 BB: 0 P: 8	R: 1 E: 0 K: 2 S: 10	H: 3 LOB: 2 BB: 0 P: 10	R: 1 E: 0 K: 0 S: 4	H: 1 LOB: 0 BB: 0 P: 4	R: 1 E: 0 K: 0 S: 6	H: 3 LOB: 2 BB: 0 P: 6	R: 1 E: 0 K: 0 S: 5	H: 2 LOB: 1 BB: 2 P: 5	R: 1 E: 0 K: 0 S: 5	H: 2 LOB: 3 BB: 2 P: 13	R: 0 E: 0 K: 0 S: 5	H: 2 LOB: 0 BB: 0 P: 5	R: 1 E: 0 K: 0 S: 4	H: 2 LOB: 0 BB: 1 P: 11	R: 0 E: 0 K: 1 S: 7	H: 0 LOB: 1 BB: 1 P: 11	R: 1 E: 0 K: 1 S: 7	H: 2 LOB: 2 BB: 1 P: 11	1B: 15 2B: 2 3B: 0 HR: 1	SF: 0 SAC: 1 DP: 1 HBP: 0	WP: 0 PB: 0 SB: 5 CS: 0	PA: 51			
PITCHER	IP 5.0	WLS 0.2	BF 25	H 10	R 4	ER 4	SO 4	BB 0	IBB 0	HBP 0	BLK 0	WP 0	HR 1	S 33	P 33	ERA 7.20	WHIP 2.000										
Dickie Noles, R ERA: 3.11 (6, 1)	0.2	6	2	1	1	0	2	0	0	0	0	0	0	4	12	13.50	6.000										
Lerrin LaGrow, R ERA: 4.06 (6, 1)	0.1	1	0	0	0	0	0	0	0	0	0	0	0	1	1	0.00	0.000										
Kevin Saucier, L ERA: 2.81 (7, 1)	2.0	9	4	1	1	0	0	0	0	0	0	0	0	9	9	4.50	2.000										
Ron Reed, R ERA: 3.15 Tug McGraw, L ERA: 2.7 (9, 1)	2.0	L	10	2	1	1	3	1	1	0	0	0	0	14	22	4.50	1.500										

TOP

Montreal Expos @ Philadelphia Phillies
Veterans Stadium, Philadelphia, PA
Tue Jun 24 1980, 7:05 PM EDT
Att: 32,101 - Unknown

AB 46
R 7
H 18
RBI 7
BB 4
SO 7
LOB 24



WP: 0 PA: 51
PB: 0
SB: 5
CS: 0

Batter	1	2	3	4	5	6	7	8	9	10	AB	R	H	RBI	BB	SO	LOB
Pete Rose, S OBP: 0.374, SLG: 0.377 (1, 3)	6-3									K	4	1	0	1	2	1	3
Bake McBride, L OBP: 0.318, SLG: 0.477 (1, 9)	4-3										5	1	2	1	0	0	1
Mike Schmidt, R OBP: 0.373, SLG: 0.642 (1, 5)	F8										5	1	3	2	0	0	1
Greg Luzinski, R OBP: 0.379, SLG: 0.540 Lonnie Smith, R OBP: 0.431, SLG: 0.511 (10, 7)											2	0	0	0	3	0	2
Bob Boone, R OBP: 0.297, SLG: 0.349 Ramon Aviles, R OBP: 0.419, SLG: 0.500 Keith Moreland, R OBP: 0.237, SLG: 0.424 (10, 2)											0	1	0	0	0	0	0
Bob Boone, R OBP: 0.297, SLG: 0.349 Ramon Aviles, R OBP: 0.419, SLG: 0.500 Keith Moreland, R OBP: 0.237, SLG: 0.424 (10, 2)											5	0	0	0	0	0	6
Garry Maddox, R OBP: 0.278, SLG: 0.381 (1, 8)	F6										0	0	0	0	0	0	0
Garry Maddox, R OBP: 0.278, SLG: 0.381 (1, 8)	F6										5	0	3	1	0	0	2
Larry Bowa, S OBP: 0.284, SLG: 0.342 (1, 6)	4-3										4	1	1	0	0	0	4
Manny Trillo, R OBP: 0.369, SLG: 0.394 (1, 4)											4	0	0	0	1	0	2
Dickie Noles, R George Yakusik, L Lerrin LaGrow, R Kevin Saucier, L Greg Speier, L Stan Bahnsen, R Del Unser, L Tug McGraw, L Elias Sosa, R (10, 2)											1	0	0	0	0	0	0
Dickie Noles, R George Yakusik, L Lerrin LaGrow, R Kevin Saucier, L Greg Speier, L Stan Bahnsen, R Del Unser, L Tug McGraw, L Elias Sosa, R (10, 2)											0	0	0	0	0	0	0
Dickie Noles, R George Yakusik, L Lerrin LaGrow, R Kevin Saucier, L Greg Speier, L Stan Bahnsen, R Del Unser, L Tug McGraw, L Elias Sosa, R (10, 2)											0	0	0	0	0	0	0
Dickie Noles, R George Yakusik, L Lerrin LaGrow, R Kevin Saucier, L Greg Speier, L Stan Bahnsen, R Del Unser, L Tug McGraw, L Elias Sosa, R (10, 2)											0	0	0	0	0	0	0
Dickie Noles, R George Yakusik, L Lerrin LaGrow, R Kevin Saucier, L Greg Speier, L Stan Bahnsen, R Del Unser, L Tug McGraw, L Elias Sosa, R (10, 2)											0	0	0	0	0	0	0
Dickie Noles, R George Yakusik, L Lerrin LaGrow, R Kevin Saucier, L Greg Speier, L Stan Bahnsen, R Del Unser, L Tug McGraw, L Elias Sosa, R (10, 2)											0	0	0	0	0	0	0
Dickie Noles, R George Yakusik, L Lerrin LaGrow, R Kevin Saucier, L Greg Speier, L Stan Bahnsen, R Del Unser, L Tug McGraw, L Elias Sosa, R (10, 2)											0	0	0	0	0	0	0
Dickie Noles, R George Yakusik, L Lerrin LaGrow, R Kevin Saucier, L Greg Speier, L Stan Bahnsen, R Del Unser, L Tug McGraw, L Elias Sosa, R (10, 2)											0	0	0	0	0	0	0
Dickie Noles, R George Yakusik, L Lerrin LaGrow, R Kevin Saucier, L Greg Speier, L Stan Bahnsen, R Del Unser, L Tug McGraw, L Elias Sosa, R (10, 2)											0	0	0	0	0	0	0
Dickie Noles, R George Yakusik, L Lerrin LaGrow, R Kevin Saucier, L Greg Speier, L Stan Bahnsen, R Del Unser, L Tug McGraw, L Elias Sosa, R (10, 2)											0	0	0	0	0	0	0
Dickie Noles, R George Yakusik, L Lerrin LaGrow, R Kevin Saucier, L Greg Speier, L Stan Bahnsen, R Del Unser, L Tug McGraw, L Elias Sosa, R (10, 2)											0	0	0	0	0	0	0
Dickie Noles, R George Yakusik, L Lerrin LaGrow, R Kevin Saucier, L Greg Speier, L Stan Bahnsen, R Del Unser, L Tug McGraw, L Elias Sosa, R (10, 2)											0	0	0	0	0	0	0
Dickie Noles, R George Yakusik, L Lerrin LaGrow, R Kevin Saucier, L Greg Speier, L Stan Bahnsen, R Del Unser, L Tug McGraw, L Elias Sosa, R (10, 2)											0	0	0	0	0	0	0
Dickie Noles, R George Yakusik, L Lerrin LaGrow, R Kevin Saucier, L Greg Speier, L Stan Bahnsen, R Del Unser, L Tug McGraw, L Elias Sosa, R (10, 2)											0	0	0	0	0	0	0
Dickie Noles, R George Yakusik, L Lerrin LaGrow, R Kevin Saucier, L Greg Speier, L Stan Bahnsen, R Del Unser, L Tug McGraw, L Elias Sosa, R (10, 2)											0	0	0	0	0	0	0
Dickie Noles, R George Yakusik, L Lerrin LaGrow, R Kevin Saucier, L Greg Speier, L Stan Bahnsen, R Del Unser, L Tug McGraw, L Elias Sosa, R (10, 2)											0	0	0	0	0	0	0
Dickie Noles, R George Yakusik, L Lerrin LaGrow, R Kevin Saucier, L Greg Speier, L Stan Bahnsen, R Del Unser, L Tug McGraw, L Elias Sosa, R (10, 2)											0	0	0	0	0	0	0
Dickie Noles, R George Yakusik, L Lerrin LaGrow, R Kevin Saucier, L Greg Speier, L Stan Bahnsen, R Del Unser, L Tug McGraw, L Elias Sosa, R (10, 2)											0	0	0	0	0	0	0
Dickie Noles, R George Yakusik, L Lerrin LaGrow, R Kevin Saucier, L Greg Speier, L Stan Bahnsen, R Del Unser, L Tug McGraw, L Elias Sosa, R (10, 2)											0	0	0	0	0	0	0
Dickie Noles, R George Yakusik, L Lerrin LaGrow, R Kevin Saucier, L Greg Speier, L Stan Bahnsen, R Del Unser, L Tug McGraw, L Elias Sosa, R (10, 2)											0	0	0	0	0	0	0
Dickie Noles, R George Yakusik, L Lerrin LaGrow, R Kevin Saucier, L Greg Speier, L Stan Bahnsen, R Del Unser, L Tug McGraw, L Elias Sosa, R (10, 2)											0	0	0	0	0	0	0
Dickie Noles, R George Yakusik, L Lerrin LaGrow, R Kevin Saucier, L Greg Speier, L Stan Bahnsen, R Del Unser, L Tug McGraw, L Elias Sosa, R (10, 2)											0	0	0	0	0	0	0
Dickie Noles, R George Yakusik, L Lerrin LaGrow, R Kevin Saucier, L Greg Speier, L Stan Bahnsen, R Del Unser, L Tug McGraw, L Elias Sosa, R (10, 2)											0	0	0	0	0	0	0
Dickie Noles, R George Yakusik, L Lerrin LaGrow, R Kevin Saucier, L Greg Speier, L Stan Bahnsen, R Del Unser, L Tug McGraw, L Elias Sosa, R (10, 2)											0	0	0	0	0	0	0
Dickie Noles, R George Yakusik, L Lerrin LaGrow, R Kevin Saucier, L Greg Speier, L Stan Bahnsen, R Del Unser, L Tug McGraw, L Elias Sosa, R (10, 2)											0	0	0	0	0	0	0
Dickie Noles, R George Yakusik, L Lerrin LaGrow, R Kevin Saucier, L Greg Speier, L Stan Bahnsen, R Del Unser, L Tug McGraw, L Elias Sosa, R (10, 2)											0	0	0	0	0	0	0
Dickie Noles, R George Yakusik, L Lerrin LaGrow, R Kevin Saucier, L Greg Speier, L Stan Bahnsen, R Del Unser, L Tug McGraw, L Elias Sosa, R (10, 2)											0	0	0	0	0	0	0
Dickie Noles, R George Yakusik, L Lerrin LaGrow, R Kevin Saucier, L Greg Speier, L Stan Bahnsen, R Del Unser, L Tug McGraw, L Elias Sosa, R (10, 2)											0	0	0	0	0	0	0
Dickie Noles, R George Yakusik, L Lerrin LaGrow, R Kevin Saucier, L Greg Speier, L Stan Bahnsen, R Del Unser, L Tug McGraw, L Elias Sosa, R (10, 2)											0	0	0	0	0	0	0
Dickie Noles, R George Yakusik, L Lerrin LaGrow, R Kevin Saucier, L Greg Speier, L Stan Bahnsen, R Del Unser, L Tug McGraw, L Elias Sosa, R (10, 2)											0	0	0	0	0	0	0
Dickie Noles, R George Yakusik, L Lerrin LaGrow, R Kevin Saucier, L Greg Speier, L Stan Bahnsen, R Del Unser, L Tug McGraw, L Elias Sosa, R (10, 2)											0	0	0	0	0	0	0
Dickie Noles, R George Yakusik, L Lerrin LaGrow, R Kevin Saucier, L Greg Speier, L Stan Bahnsen, R Del Unser, L Tug McGraw, L Elias Sosa, R (10, 2)											0	0	0	0	0	0	0
Dickie Noles, R George Yakusik, L Lerrin LaGrow, R Kevin Saucier, L Greg Speier, L Stan Bahnsen, R Del Unser, L Tug McGraw, L Elias Sosa, R (10, 2)											0	0	0	0	0	0	0
Dickie Noles, R George Yakusik, L Lerrin LaGrow, R Kevin Saucier, L Greg Speier, L Stan Bahnsen, R Del Unser, L Tug McGraw, L Elias Sosa, R (10, 2)											0	0	0	0	0	0	0
Dickie Noles, R George Yakusik, L Lerrin LaGrow, R Kevin Saucier, L Greg Speier, L Stan Bahnsen, R Del Unser, L Tug McGraw, L Elias Sosa, R (10, 2)											0	0	0	0	0	0	0
Dickie Noles, R George Yakusik, L Lerrin LaGrow, R Kevin Saucier, L Greg Speier, L Stan Bahnsen, R Del Unser, L Tug McGraw, L Elias Sosa, R (10, 2)											0	0	0	0	0	0	0
Dickie Noles, R George Yakusik, L Lerrin LaGrow, R Kevin Saucier, L Greg Speier, L Stan Bahnsen, R Del Unser, L Tug McGraw, L Elias Sosa, R (10, 2)											0	0	0	0	0		

Batter	1	2	3	4	5	6	7	8	9	AB	R	H	RBI	BB	SO	LOB	TOP			
Ron LeFlore, R OBP: 0.328, SLG: 0.352 (1, 7)	0-0 6-3		0-0 S S 1B		0-0 5-3		0-0 F9			4	0	1	0	0	0	1	Montreal Expos @ Philadelphia Phillies Veterans Stadium, Philadelphia, PA Thu Jun 26 1980, 7:05 PM EDT Att: 31,696 - Unknown livebaseballscorecards.com			
Rodney Scott, S OBP: 0.309, SLG: 0.303 (1, 4)	0-0 1-3		0-0 F9		4-0 1B BB			0-0 5-3		3	0	0	0	1	0	1				
Andre Dawson, R OBP: 0.374, SLG: 0.510 (1, 8)	0-0 1B		0-0 5-3		0-0 1-2 2-H 1B			0-0 6-3		4	0	2	1	0	0	1				
Gary Carter, R OBP: 0.313, SLG: 0.449 (1, 2)	0-0 F8		0-0 5-3		0-0 F7			0-0 1-3		4	0	0	0	0	0	4				
Warren Cromartie, L OBP: 0.355, SLG: 0.439 (1, 3)		4-0 F9 E BB		0-0 F7		0-0 F7			0-0 CS 1B	3	0	1	0	1	0	0				
Bob Pate, R OBP: 0.320, SLG: 0.409 (1, 9)		0-0 F7		0-0 F9		0-0 4-3			0-0 F3 1-2	4	0	0	0	0	0	2				
Ken Macha, R OBP: 0.370, SLG: 0.405 (1, 5)		0-0 E6 FC5-4		0-0 3-1		0-0 6-3			0-0 4-3	4	0	0	0	0	0	1				
Chris Speier, R OBP: 0.354, SLG: 0.349 (1, 6)		0-0 F9			0-0 SH2-4 1B 1B			0-0 L1		3	1	1	0	0	0	2				
Scott Sanderson, R OBP: 0.130, SLG: 0.182 (1, 1)		0-0 FC5-4			0-0 SH2-4			0-0 F8		2	0	0	0	0	0	2				
Inning Stats	R: 0 E: 0 K: 0 S: 4	H: 1 LOB: 1 BB: 0 P: 4	R: 0 E: 1 K: 0 S: 4	H: 0 LOB: 2 BB: 1 P: 8	R: 0 E: 0 K: 0 S: 4	H: 1 LOB: 1 BB: 0 P: 4	R: 0 E: 0 K: 0 S: 3	H: 0 LOB: 0 BB: 0 P: 3	R: 1 E: 0 K: 0 S: 5	H: 2 LOB: 2 BB: 1 P: 9	R: 0 E: 0 K: 0 S: 3	H: 0 LOB: 0 BB: 0 P: 3	R: 0 E: 0 K: 0 S: 3	H: 0 LOB: 0 BB: 0 P: 3	R: 0 E: 0 K: 0 S: 3	H: 1 LOB: 0 BB: 0 P: 3	1B: 5 2B: 0 3B: 0 HR: 0	SF: 0 SAC: 1 DP: 0 HBP: 0	WP: 0 PB: 0 SB: 2 CS: 1	PA: 34
PITCHER Randy Lerch, L ERA: 4.44 (1, 1)	IP: 9.0 WLS: L BF: 34	H: 5 R: 1 ER: 1 SO: 0	BB: 2 IBB: 0 HBP: 0 BLK: 0	WP: 0 HR: 0 S: 32 P: 40	ERA: 1.00 WHIP: 0.778	PITCHER														

Batter	1	2	3	4	5	6	7	8	9	AB	R	H	RBI	BB	SO	LOB	BOTTOM		
Pete Rose, S OBP: 0.372, SLG: 0.379 (1, 3)	0-0 1B		0-0 F7			0-0 4-3			0-0 F7	4	0	1	0	0	0	0	Montreal Expos @ Philadelphia Phillies Veterans Stadium, Philadelphia, PA Thu Jun 26 1980, 7:05 PM EDT Att: 31,696 - Unknown livebaseballscorecards.com		
Bake McBride, L OBP: 0.319, SLG: 0.482 (1, 9)	0-3 K			0-0 4-3			0-0 4-3		0-0 3-1	4	0	0	0	0	1	1			
Mike Schmidt, R OBP: 0.373, SLG: 0.630 (1, 5)	0-0 F7			0-0 6-3		4-0 E S CS BB				2	0	0	0	1	0	1			
Del Unser, L OBP: 0.340, SLG: 0.429 (1, 7)	0-0 F7			0-3 K		0-0 F9			0-0 F9 1-3	3	0	0	0	0	1	2			
Manny Trillo, R OBP: 0.360, SLG: 0.383 (1, 4)		0-0 F8			0-0 4-3		0-0 CS	0-0 SH3-4 1B		3	0	1	0	0	0	0			
Gary Maddox, R OBP: 0.279, SLG: 0.380 (1, 8)		0-0 E5 G6-4-3			0-0 F9			0-0 SH3-4		2	0	0	0	0	0	0			
Larry Bowa, S OBP: 0.280, SLG: 0.336 Ramon Aviles, R OBP: 0.394, SLG: 0.462 Greg Gross, L OBP: 0.277, SLG: 0.263 John Vukovich, R OBP: 0.143, SLG: 0.143 (8, PH) (9, PH)	0-0 G6-4-3				0-0 F8			0-0 F5		0	0	0	0	0	0	0			
Bob Boone, R OBP: 0.283, SLG: 0.342 (1, 2)			0-0 F8			0-0 6-3			0-0 F7	3	0	0	0	0	0	1			
Randy Lerch, L OBP: 0.406, SLG: 0.370 Greg Luzinski, R OBP: 0.378, SLG: 0.537 (8, PH) (9, PH)			0-0 F9			0-0 G3			0-3 K	2	0	0	0	0	0	0			
Inning Stats	R: 0 E: 0 K: 1 S: 6	H: 1 LOB: 1 BB: 0 P: 6	R: 0 E: 1 K: 0 S: 3	H: 0 LOB: 0 BB: 0 P: 3	R: 0 E: 0 K: 1 S: 5	H: 0 LOB: 0 BB: 0 P: 5	R: 0 E: 0 K: 0 S: 3	H: 0 LOB: 0 BB: 0 P: 3	R: 0 E: 0 K: 0 S: 2	H: 0 LOB: 0 BB: 1 P: 6	R: 0 E: 0 K: 0 S: 4	H: 1 LOB: 1 BB: 0 P: 4	R: 0 E: 0 K: 1 S: 5	H: 0 LOB: 0 BB: 0 P: 5	1B: 2 2B: 0 3B: 0 HR: 0	SF: 0 SAC: 1 DP: 1 HBP: 0	WP: 0 PB: 0 SB: 1 CS: 1	PA: 30	
PITCHER Scott Sanderson, R ERA: 2.82 (1, 1)	IP: 9.0 WLS: W BF: 29	H: 2 R: 0 ER: 0 SO: 3	BB: 1 IBB: 0 HBP: 0 BLK: 0	WP: 0 HR: 0 S: 34 P: 38	ERA: 0.00 WHIP: 0.333	PITCHER													

Batter	1	2	3	4	5	6	7	8	9	AB	R	H	RBI	BB	SO	LOB	TOP										
Omar Moreno, L (1, 8) OBP: 0.330, SLG: 0.380	4-3		6-3 1B			4-0 6-3 BB			4-3	4	1	2	0	1	0	0	Pittsburgh Pirates @ Montreal Expos Olympic Stadium, Montreal, QB Fri Jun 27 1980, 7:05 PM EDT Att: 44,232 - Unknown										
Tim Foli, R (1, 6) OBP: 0.307, SLG: 0.342	F8		6-3			6-3			F9	5	0	0	0	0	0	3											
Dave Parker, L (1, 9) OBP: 0.318, SLG: 0.434			4-3			4-3			K	4	0	1	0	0	1	2											
Willie Stargell, L (1, 3) OBP: 0.364, SLG: 0.525 Bill Robinson, R (7, 3) OBP: 0.290, SLG: 0.449						4-0 FC4-6 BB			5-3	3	0	1	1	1	1	1											
Mike Easter, L (1, 7) OBP: 0.421, SLG: 0.703 Lee Lacy, R (9, 7) OBP: 0.415, SLG: 0.548		1-3	3-1			FC4-6 1B WP			K	4	1	0	0	0	1	2											
Bill Madlock, R (1, 5) OBP: 0.312, SLG: 0.378						4-3			F8	4	1	1	0	0	0	1											
Ed Ott, L (1, 2) OBP: 0.344, SLG: 0.366 Steve Nicosia, R (1, 2) OBP: 0.280, SLG: 0.231		5-4-3				6-3			6-3	0	0	0	0	0	0	0											
Phil Garner, R (1, 4) OBP: 0.331, SLG: 0.397						4-3			F8	4	1	2	1	0	0	0											
Bert Blyleven, R (1, 1) OBP: 0.071, SLG: 0.037 Rod Scurry, L (5, 1) OBP: 0.333, SLG: 0.333 Enrique Romo, R (5, 1) OBP: 0.500, SLG: 0.400 John Milner, L (6, PH) OBP: 0.312, SLG: 0.333 Don Robinson, R (6, 1) OBP: 0.429, SLG: 0.429						4-3			K	2	0	0	0	0	1	1											
Inning Stats	R: 0 E: 0 K: 1 S: 6	H: 1 LOB: 1 BB: 0 P: 6	R: 1 E: 0 K: 1 S: 7	H: 2 LOB: 1 BB: 0 P: 7	R: 1 E: 0 K: 0 S: 5	H: 2 LOB: 1 BB: 0 P: 5	R: 0 E: 0 K: 0 S: 3	H: 0 LOB: 0 BB: 0 P: 3	R: 0 E: 0 K: 0 S: 3	H: 0 LOB: 1 BB: 1 P: 7	R: 4 E: 1 K: 0 S: 6	H: 3 LOB: 1 BB: 2 P: 14	R: 0 E: 0 K: 2 S: 7	H: 0 LOB: 0 BB: 0 P: 7	R: 0 E: 0 K: 0 S: 3	H: 0 LOB: 0 BB: 0 P: 3		R: 0 E: 0 K: 1 S: 5	H: 0 LOB: 0 BB: 0 P: 5	1B: 7 2B: 1 3B: 0 HR: 0	SF: 0 SAC: 0 DP: 0 HBP: 0	WP: 2 PB: 0 SB: 1 CS: 0	PA: 38				
PITCHER	IP	WLS	BF	H	R	ER	SO	BB	IBB	HBP	BLK	WP	HR	S	P	ERA	WHIP										
Steve Rogers, R (1, 1) ERA: 3.08	6.0	L	29	8	6	5	2	3	0	0	0	2	0	30	42	7.50	1.833										
Woodie Fryman, L (7, 1) ERA: 1.66	3.0		9	0	0	0	3	0	0	0	0	0	0	15	15	0.00	0.000										

Batter	1	2	3	4	5	6	7	8	9	AB	R	H	RBI	BB	SO	LOB	BOTTOM										
Ron LeFlore, R (1, 7) OBP: 0.333, SLG: 0.356						4-0 E CS 1B			P4	5	1	3	0	0	1	3	Pittsburgh Pirates @ Montreal Expos Olympic Stadium, Montreal, QB Fri Jun 27 1980, 7:05 PM EDT Att: 44,232 - Unknown										
Rodney Scott, S (1, 4) OBP: 0.307, SLG: 0.297	F7		FC4-6			4-0 CS 2B BB			G1-6-3	4	1	0	0	1	0	6											
Andre Dawson, R (1, 8) OBP: 0.372, SLG: 0.505			F8			4-0 F3			F7	4	1	1	1	0	0	2											
Gary Carter, R (1, 2) OBP: 0.316, SLG: 0.458			P6			4-0 BB 2B			F9	4	0	2	2	0	0	0											
Warren Cromartie, L (1, 3) OBP: 0.354, SLG: 0.434			4-3			4-0 BB BB			4-3	3	0	0	0	1	1	1											
Brad Mills, L (1, 5) OBP: 0.360, SLG: 0.326						4-0 P4 1-2 2-3 BB			K	3	0	0	0	1	2	1											
Rowland Office, L (1, 9) OBP: 0.313, SLG: 0.357 Bob Pate, R (5, PH) OBP: 0.320, SLG: 0.409 Jerry White, S (5, PH) OBP: 0.338, SLG: 0.492			F9			4-0 HR			F8	2	1	1	1	0	0	0											
Chris Speier, R (1, 6) OBP: 0.358, SLG: 0.354						4-0 F3			6-3	4	0	2	0	0	0	0											
Steve Rogers, R (1, 1) OBP: 0.282, SLG: 0.176 Tony Benazard, S (6, PH) OBP: 0.298, SLG: 0.327 Woodie Fryman, R (7, 1) OBP: 0.338, SLG: 0.492 Tom Hutton, L (9, PH) OBP: 0.242, SLG: 0.200						4-0 K			P2	2	0	0	0	0	1	1											
Inning Stats	R: 2 E: 0 K: 2 S: 10	H: 3 LOB: 1 BB: 0 P: 10	R: 0 E: 0 K: 0 S: 5	H: 2 LOB: 2 BB: 0 P: 5	R: 0 E: 0 K: 0 S: 3	H: 0 LOB: 0 BB: 0 P: 3	R: 1 E: 0 K: 1 S: 6	H: 1 LOB: 0 BB: 0 P: 6	R: 1 E: 1 K: 0 S: 4	H: 2 LOB: 3 BB: 3 P: 16	R: 0 E: 0 K: 1 S: 5	H: 1 LOB: 1 BB: 1 P: 9	R: 0 E: 0 K: 2 S: 7	H: 0 LOB: 0 BB: 0 P: 3	R: 0 E: 0 K: 2 S: 7	H: 0 LOB: 0 BB: 0 P: 7		R: 0 E: 0 K: 0 S: 3	H: 1 LOB: 0 BB: 0 P: 3	1B: 7 2B: 2 3B: 0 HR: 1	SF: 0 SAC: 0 DP: 2 HBP: 0	WP: 0 PB: 0 SB: 2 CS: 2	PA: 38				
PITCHER	IP	WLS	BF	H	R	ER	SO	BB	IBB	HBP	BLK	WP	HR	S	P	ERA	WHIP										
Bert Blyleven, R (1, 1) ERA: 4.27	4.2		22	8	4	4	3	1	0	0	0	0	1	27	31	7.71	1.929										
Rod Scurry, L (5, 1) ERA: 1.66	0.0	W	2	0	0	0	0	2	0	0	0	0	0	0	8	∞	∞										
Enrique Romo, R (5, 1) ERA: 3.34	0.1		1	0	0	0	0	0	0	0	0	0	0	1	1	0.00	0.000										
Don Robinson, R (6, 1) ERA: 4.63	4.0	S	13	2	0	0	3	1	0	0	0	0	0	18	22	0.00	0.750										



Batter	1	2	3	4	5	6	7	8	9	AB	R	H	RBI	BB	SO	LOB	TOP						
Omar Moreno, L (1.8) OBP: 0.331, SLG: 0.376	4-3			SH3 HR BB		1B BB		3-1	3-1	3	2	0	0	2	0	3	Pittsburgh Pirates @ Montreal Expos Olympic Stadium, Montreal, QB Sat Jun 28 1980, 7:05 PM EDT Att: 38,065 - Unknown						
Tim Foli, R (1.6) OBP: 0.308, SLG: 0.341	6-3			SH3		F7		1B		3	0	1	0	0	0	1							
Dave Parker, L (1.9) OBP: 0.324, SLG: 0.450	P5			HR		WP 1B		E7		4	1	3	3	0	0	0							
Willie Stargell, L (1.3) OBP: 0.358, SLG: 0.514				F5		K			1B BB	3	0	0	0	0	2	1							
John Milner, L (6.3) OBP: 0.319, SLG: 0.333										0	1	0	0	1	0	0							
Mike Easter, L (1.7) OBP: 0.419, SLG: 0.702				K2-3					K	3	0	1	0	0	2	0							
Bill Robinson, R (7. PR) OBP: 0.279, SLG: 0.446				K						1	0	0	0	0	1	1							
Bill Madlock, R (1.5) OBP: 0.311, SLG: 0.376										4	0	1	0	0	0	1							
Ed Ott, L (1.2) OBP: 0.342, SLG: 0.363										4	0	1	1	0	1	1							
Phil Garner, R (1.4) OBP: 0.330, SLG: 0.392										3	0	0	0	0	1	1							
Jim Bibby, R (1.1) OBP: 0.214, SLG: 0.184										2	0	0	0	0	0	0	P						
Kent Tekulve, R (7.1)										1	0	0	0	0	1	0							
Grant Jackson, S (8.1)										1	0	0	0	0	1	3							
Enrique Romo, R (9.1) OBP: 0.500, SLG: 0.400										0	0	0	0	0	0	0							
Inning Stats	R: 0 E: 0 K: 0 S: 3	H: 0 LOB: 0 BB: 0 P: 3	R: 0 E: 0 K: 2 S: 7	H: 0 LOB: 0 BB: 0 P: 7	R: 0 E: 0 K: 0 S: 3	H: 0 LOB: 0 BB: 0 P: 3	R: 2 E: 0 K: 1 S: 6	H: 1 LOB: 0 BB: 1 P: 10	R: 0 E: 0 K: 0 S: 3	H: 0 LOB: 0 BB: 0 P: 3	R: 1 E: 0 K: 1 S: 6	H: 1 LOB: 1 BB: 1 P: 10	R: 0 E: 0 K: 2 S: 8	H: 1 LOB: 1 BB: 0 P: 8	R: 0 E: 1 K: 1 S: 6	H: 2 LOB: 2 BB: 0 P: 6		R: 1 E: 0 K: 2 S: 9	H: 2 LOB: 3 BB: 1 P: 14	1B: 5 2B: 1 3B: 0 HR: 1	SF: 0 SAC: 1 DP: 0 HBP: 1	WP: 1 PB: 0 SB: 2 CS: 0	PA: 37
PITCHER	IP WLS BF H R ER SO BB IBB HBP BLK WP HR S P ERA WHIP																						
Charlie Lea, R (1.1) ERA: 2.79	6.1 L 24 3 3 3 4 2 0 0 0 0 1 1 30 38 4.26 0.789																						
Fred Norman, L (7.1) ERA: 6.53	0.1 1 0 0 0 1 0 0 0 0 0 0 0 3 3 0.00 0.000																						
Stan Bahnsen, R (7.1) ERA: 2.38	0.1 1 0 0 0 1 0 0 0 0 0 0 0 3 3 0.00 0.000																						
Elias Sosa, R (8.1) ERA: 3.67	1.1 7 3 1 1 2 1 0 0 0 0 0 0 10 14 6.75 3.000																						
Woodie Fryman, L (9.1) ERA: 1.63	0.2 4 1 0 0 1 0 0 0 1 0 0 0 5 6 0.00 1.500																						
Batter	1	2	3	4	5	6	7	8	9	AB	R	H	RBI	BB	SO	LOB	BOTTOM						
Ron LeFlore, R (1.7) OBP: 0.331, SLG: 0.353	F9		K		F8		1B		5-3	5	0	1	1	0	1	2	Pittsburgh Pirates @ Montreal Expos Olympic Stadium, Montreal, QB Sat Jun 28 1980, 7:05 PM EDT Att: 38,065 - Unknown						
Rodney Scott, S (1.4) OBP: 0.310, SLG: 0.298	CS BB		K2-3			E9 1B	L5-4			3	0	1	0	1	1	2							
Andre Dawson, R (1.8) OBP: 0.375, SLG: 0.505	E S 1B		3-1			L4		G4-6-3 1B		4	0	2	0	0	0	1							
Gary Carter, R (1.2) OBP: 0.315, SLG: 0.452	K			P6		HBP		F9		3	0	0	0	0	1	2							
Warren Cromartie, L (1.3) OBP: 0.356, SLG: 0.433						K		G4-6-3		3	1	1	0	1	1	3							
Brad Mills, L (1.5) OBP: 0.358, SLG: 0.347										3	0	1	1	0	0	3							
Ken Macha, R (9. PH) OBP: 0.376, SLG: 0.405					F7				1B BB	0	1	0	0	1	0	0							
Rowland Office, L (1.9) OBP: 0.313, SLG: 0.350										2	1	0	0	1	2	2							
Bob Pate, R (9. PH) OBP: 0.346, SLG: 0.409										0	0	0	0	1	0	0							
Tony Bernazard, S (1.6) OBP: 0.297, SLG: 0.325										4	0	1	0	0	1	2							
Charlie Lea, R (1.1) ERA: 3.0										2	0	0	0	0	1	1							
Fred Norman, S (7.1) ERA: 3.35										0	0	0	0	0	0	0							
Stan Bahnsen, R (7.1) ERA: 2.51										0	0	0	0	0	0	0							
John Tamargo, S (7. PH) OBP: 0.325, SLG: 0.290										1	0	1	0	0	0	0							
Bill Almon, R (7. PH) OBP: 0.325, SLG: 0.342										0	0	0	0	0	0	0							
Elias Sosa, R (8.1) OBP: 0.500, SLG: 0.250										0	0	0	0	0	0	0							
Woodie Fryman, R (9.1) ERA: 3.28										0	0	0	0	0	0	0							
Tom Hutton, L (9. PH) OBP: 0.285, SLG: 0.194										1	0	1	0	0	0	2							
Inning Stats	R: 0 E: 0 K: 1 S: 5	H: 1 LOB: 1 BB: 1 P: 9	R: 1 E: 0 K: 2 S: 9	H: 2 LOB: 1 BB: 0 P: 9	R: 0 E: 0 K: 2 S: 7	H: 0 LOB: 0 BB: 0 P: 7	R: 0 E: 0 K: 1 S: 5	H: 0 LOB: 1 BB: 1 P: 9	R: 0 E: 0 K: 1 S: 5	H: 0 LOB: 0 BB: 0 P: 5	R: 0 E: 1 K: 1 S: 6	H: 1 LOB: 2 BB: 0 P: 7	R: 1 E: 0 K: 0 S: 4	H: 2 LOB: 1 BB: 1 P: 8	R: 0 E: 0 K: 0 S: 3	H: 1 LOB: 0 BB: 0 P: 3	R: 0 E: 0 K: 0 S: 3	H: 1 LOB: 2 BB: 2 P: 11	1B: 7 2B: 2 3B: 0 HR: 0	SF: 0 SAC: 0 DP: 2 HBP: 1	WP: 0 PB: 0 SB: 2 CS: 1	PA: 37	
PITCHER	IP WLS BF H R ER SO BB IBB HBP BLK WP HR S P ERA WHIP																						
Jim Bibby, R (1.1) ERA: 3.0	6.1 W 28 6 2 2 8 3 0 1 0 0 0 0 40 53 2.84 1.421																						
Kent Tekulve, R (7.1) ERA: 3.35	1.0 3 1 0 0 0 0 0 0 0 0 0 0 3 3 0.00 1.000																						
Grant Jackson, L (8.1) ERA: 2.51	0.2 3 0 1 1 0 2 0 0 0 0 0 0 1 9 13.50 3.000																						
Enrique Romo, R (9.1) ERA: 3.28	1.0 S 3 1 0 0 0 0 0 0 0 0 0 0 3 3 0.00 1.000																						

Batter	1	2	3	4	5	6	7	8	9	AB	R	H	RBI	BB	SO	LOB	TOP											
Pete Rose, S OBP: 0.371, SLG: 0.380 (1, 3)	F7		F8	HR			6-3		4-3	5	1	2	0	0	1		Philadelphia Phillies @ Montreal Expos Olympic Stadium, Montreal, QB Mon Jun 30 1980, 7:05 PM EDT Att: 36,347 - Unknown											
Manny Trillo, R OBP: 0.367, SLG: 0.394 (1, 4)	6-3			HR			K			4	1	1	0	0	1	0												
Bake McBride, L OBP: 0.322, SLG: 0.472 Greg Gross, L OBP: 0.278, SLG: 0.270 (1, 9) (5, 9)	K			HR	L8			1-3		3	1	1	0	0	1	0												
Greg Luzinski, R OBP: 0.384, SLG: 0.517 Del Unser, L OBP: 0.327, SLG: 0.409 (1, 7) (8, 7)		BB		HR	BB	K		BB		1	1	0	0	3	1	0												
Garry Maddox, R OBP: 0.282, SLG: 0.393 (1, 8)	F9		F9	HR	BB		F9	BB		4	0	0	0	0	0	5												
Keith Moreland, R OBP: 0.250, SLG: 0.435 (1, 2)	K			HR			1-5-3	6-3		4	1	1	4	0	1	2												
Ramon Aviles, R OBP: 0.353, SLG: 0.381 (1, 6)	P6			HR	3B		2-3		6-3	4	1	1	0	0	0	1												
John Vukovich, R OBP: 0.174, SLG: 0.227 (1, 5)			K	HR			6-3		6-3	4	1	1	1	0	1	0												
Dickie Noles, R OBP: 0.375, SLG: 0.375 Kevin Saucier, L (6, 1) Lonnie Smith, R OBP: 0.418, SLG: 0.490 Ron Reed, R OBP: 0.333, SLG: 0.333 (7, PH) (7, 1)	F9		F9	K			4-3			2	0	0	0	0	1	1												
Inning Stats	R: 0 E: 0 K: 1 S: 5	H: 0 LOB: 0 BB: 0 P: 5	R: 0 E: 0 K: 1 S: 5	H: 0 LOB: 1 BB: 1 P: 9	R: 0 E: 0 K: 1 S: 5	H: 0 LOB: 0 BB: 0 P: 5	R: 7 E: 0 K: 1 S: 11	H: 6 LOB: 0 BB: 1 P: 15	R: 0 E: 0 K: 0 S: 3	H: 0 LOB: 0 BB: 0 P: 3	R: 0 E: 0 K: 1 S: 5	H: 0 LOB: 0 BB: 0 P: 5	R: 0 E: 0 K: 0 S: 3	H: 0 LOB: 1 BB: 0 P: 7	R: 0 E: 0 K: 0 S: 4	H: 1 LOB: 1 BB: 0 P: 4		1B: 3 2B: 1 3B: 1 HR: 2	SF: 0 SAC: 0 DP: 0 HBP: 0	WP: 0 PA: 37 PB: 0 SB: 0 CS: 0								
PITCHER	IP	WLS	BF	H	R	ER	SO	BB	IBB	HBP	BLK	WP	HR	S	P	ERA		WHIP										
Bill Gullickson, R ERA: 4.34 (1, 1)	3.2	L	19	6	7	7	4	2	0	0	0	0	2	25	33	17.18		2.182										
Stan Bahnsen, R ERA: 2.3 (4, 1)	1.1		4	0	0	0	1	0	0	0	0	0	0	6	6	0.00		0.000										
Ross Grimsley, L ERA: 6.11 (6, 1)	1.0		3	0	0	0	0	0	0	0	0	0	0	3	3	0.00		0.000										
Fred Norman, L ERA: 5.94 (7, 1)	2.0		7	0	0	0	1	1	0	0	0	0	0	8	12	0.00		0.500										
Elias Sosa, R ERA: 2.59 (9, 1)	1.0		4	1	0	0	0	0	0	0	0	0	0	4	4	0.00	1.000											

Batter	1	2	3	4	5	6	7	8	9	AB	R	H	RBI	BB	SO	LOB	BOTTOM											
Ron LeFlore, R OBP: 0.340, SLG: 0.365 (1, 7)	G3					4-3 WP		L9		4	0	2	0	1	0	3	Philadelphia Phillies @ Montreal Expos Olympic Stadium, Montreal, QB Mon Jun 30 1980, 7:05 PM EDT Att: 36,347 - Unknown											
Rodney Scott, S OBP: 0.317, SLG: 0.297 (1, 4)	FC5-2-6		K		4-3	1B		F8		5	0	1	2	0	1	3												
Andre Dawson, R OBP: 0.365, SLG: 0.486 (1, 8)	E6		P4			1B		P6		4	0	0	0	1	0	3												
Gary Carter, R OBP: 0.309, SLG: 0.443 (1, 2)	K		F2		1-3			6-3		5	0	0	0	0	1	4												
Warren Cromartie, L OBP: 0.359, SLG: 0.439 (1, 3)	K			4-3		F8		F8		5	1	1	0	0	1	2												
Larry Parrish, R OBP: 0.289, SLG: 0.442 (1, 5)		FC2-5		4-3		2B		L8		5	1	2	1	0	0	1												
Rowland Office, L OBP: 0.324, SLG: 0.384 (1, 9)		FC2-5		F8		G3		1B		4	2	3	1	0	0	0												
Chris Speier, R OBP: 0.352, SLG: 0.343 (1, 6)		K		6-3		G3		L4		3	1	0	0	1	1	3												
Bill Gullickson, R OBP: 0.222, SLG: 0.125 Stan Bahnsen, R (4, 1) Tom Hutton, L OBP: 0.225, SLG: 0.198 Ross Grimsley, L OBP: 0.222, SLG: 0.333 Brad Mills, L OBP: 0.262, SLG: 0.315 Fred Norman, S Jerry White, R OBP: 0.247, SLG: 0.500 Elias Sosa, R OBP: 0.326, SLG: 0.250 (1, 1) (4, 1) (5, PH) (6, 1) (5, PH) (7, 1) (8, PH) (9, 1)		FC2-5				K		G3		1	0	0	0	0	0	2												
Inning Stats	R: 0 E: 1 K: 2 S: 9	H: 1 LOB: 2 BB: 0 P: 9	R: 0 E: 0 K: 1 S: 7	H: 2 LOB: 2 BB: 0 P: 7	R: 0 E: 0 K: 1 S: 5	H: 0 LOB: 0 BB: 0 P: 5	R: 1 E: 0 K: 0 S: 4	H: 1 LOB: 0 BB: 0 P: 4	R: 0 E: 0 K: 1 S: 6	H: 1 LOB: 2 BB: 1 P: 10	R: 3 E: 0 K: 0 S: 6	H: 3 LOB: 2 BB: 2 P: 14	R: 0 E: 0 K: 0 S: 3	H: 0 LOB: 0 BB: 0 P: 3	R: 1 E: 0 K: 0 S: 5	H: 2 LOB: 1 BB: 0 P: 5		R: 0 E: 1 K: 0 S: 4	H: 0 LOB: 1 BB: 0 P: 4	1B: 5 2B: 2 3B: 3 HR: 0	SF: 0 SAC: 0 DP: 0 HBP: 0	WP: 1 PA: 42 PB: 0 SB: 2 CS: 0						
PITCHER	IP	WLS	BF	H	R	ER	SO	BB	IBB	HBP	BLK	WP	HR	S	P	ERA		WHIP										
Dickie Noles, R ERA: 3.53 (1, 1)	5.2	W	28	7	4	4	5	3	0	0	0	0	0	35	47	6.35		1.765										
Kevin Saucier, L ERA: 2.5 (6, 1)	0.1		2	1	0	0	0	0	0	0	0	0	0	2	2	0.00		3.000										
Ron Reed, R ERA: 3.4 (7, 1)	3.0	S	12	2	1	1	0	0	0	0	0	0	0	12	12	3.00		0.667										



Batter	1	2	3	4	5	6	7	8	9	AB	R	H	RBI	BB	SO	LOB	TOP	
Pete Rose, S OBP: 0.378, SLG: 0.388 (1,3)										4	1	2	0	0	0	1	Philadelphia Phillies @ Montreal Expos Olympic Stadium, Montreal, QB Wed Jul 02 1980, 7:05 PM EDT Att: 23,233 - Unknown	
Manny Trillo, R OBP: 0.373, SLG: 0.399 (1,4)										4	0	2	0	0	0	2		
Mike Schmidt, R OBP: 0.368, SLG: 0.610 (1,5)										3	0	0	0	1	2	2		
Greg Luzinski, R OBP: 0.372, SLG: 0.498 (1,7)										4	0	0	0	0	2	5		
Garry Maddox, R OBP: 0.288, SLG: 0.394 (1,8)										4	0	2	1	0	0	2		
Greg Gross, L OBP: 0.296, SLG: 0.271 (1,9)										3	0	1	0	1	0	1		
Bob Boone, R OBP: 0.282, SLG: 0.345 (1,2)										4	0	0	0	0	0	3		
Ramon Aviles, R OBP: 0.333, SLG: 0.373 (1,6)										4	0	2	0	0	0	0		
Steve Carlton, L OBP: 0.122, SLG: 0.146 (1,1)										3	0	0	0	0	1	2		
Dan Larson, R OBP: 0.266, SLG: 0.167 (8,1)										0	0	0	0	0	0	0		
George Vukovich, L OBP: 0.258, SLG: 0.250 (9,PH)										1	0	0	0	0	0	0		
Inning Stats	R: 1 E: 0 K: 1 S: 7	H: 2 LOB: 3 BB: 2 P: 15	R: 0 E: 0 K: 1 S: 6	H: 1 LOB: 1 BB: 0 P: 6	R: 0 E: 0 K: 2 S: 8	H: 1 LOB: 0 BB: 0 P: 8	R: 0 E: 0 K: 0 S: 3	H: 0 LOB: 0 BB: 0 P: 3	R: 0 E: 0 K: 0 S: 3	H: 0 LOB: 0 BB: 0 P: 3	R: 0 E: 0 K: 1 S: 7	H: 3 LOB: 2 BB: 0 P: 7	R: 0 E: 0 K: 0 S: 3	H: 0 LOB: 0 BB: 0 P: 3	1B: 8 2B: 1 3B: 0 HR: 0	SF: 0 SAC: 0 DP: 1 HBP: 0	WP: 1 PB: 0 SB: 1 CS: 0	PA: 36
PITCHER Steve Rogers, R ERA: 2.94 (1,1)	IP: 9.0 WLS: W BF: 36 H: 9 R: 1 ER: 1 SO: 5 BB: 2 IBB: 0 HBP: 0 BLK: 0 WP: 1 HR: 0 S: 44 P: 52 ERA: 1.00 WHIP: 1.222											PITCHER	IP: 9.0 WLS: W BF: 36 H: 9 R: 1 ER: 1 SO: 5 BB: 2 IBB: 0 HBP: 0 BLK: 0 WP: 1 HR: 0 S: 44 P: 52 ERA: 1.00 WHIP: 1.222					

Batter	1	2	3	4	5	6	7	8	9	AB	R	H	RBI	BB	SO	LOB	BOTTOM			
Ron LeFlore, R OBP: 0.332, SLG: 0.356 (1,7)										5	0	0	0	0	1	6	Philadelphia Phillies @ Montreal Expos Olympic Stadium, Montreal, QB Wed Jul 02 1980, 7:05 PM EDT Att: 23,233 - Unknown			
Rodney Scott, S OBP: 0.310, SLG: 0.292 (1,4)										4	1	0	0	0	0	2				
Andre Dawson, R OBP: 0.375, SLG: 0.507 (1,8)										2	2	2	0	2	0	0				
Gary Carter, R OBP: 0.310, SLG: 0.451 (1,2)										4	1	1	1	0	0	3				
Warren Cromartie, L OBP: 0.358, SLG: 0.451 (1,3)										4	2	2	0	0	1	0				
Larry Parrish, R OBP: 0.276, SLG: 0.421 (1,5)										3	0	0	1	0	1	1				
Bob Pate, R OBP: 0.324, SLG: 0.345 (1,9)										3	0	0	0	1	2	1				
Chris Speier, R OBP: 0.359, SLG: 0.350 (1,6)										3	0	1	1	1	0	0				
Steve Rogers, R OBP: 0.333, SLG: 0.200 (1,1)										1	0	1	1	2	0	0				
Inning Stats	R: 0 E: 0 K: 0 S: 3	H: 0 LOB: 1 BB: 1 P: 7	R: 1 E: 0 K: 2 S: 9	H: 2 LOB: 2 BB: 1 P: 13	R: 1 E: 0 K: 1 S: 6	H: 1 LOB: 0 BB: 0 P: 6	R: 0 E: 0 K: 0 S: 3	H: 0 LOB: 0 BB: 0 P: 3	R: 1 E: 0 K: 0 S: 3	H: 0 LOB: 2 BB: 2 P: 11	R: 0 E: 0 K: 2 S: 7	H: 0 LOB: 0 BB: 0 P: 7	R: 0 E: 0 K: 0 S: 3	H: 0 LOB: 1 BB: 1 P: 7	R: 3 E: 0 K: 0 S: 7	H: 4 LOB: 2 BB: 1 P: 11	1B: 4 2B: 3 3B: 0 HR: 0	SF: 1 SAC: 1 DP: 0 HBP: 0	WP: 2 PB: 0 SB: 3 CS: 0	PA: 37
PITCHER Steve Carlton, L ERA: 2.2 (1,1)	IP: 7.1 WLS: L BF: 35 H: 7 R: 6 ER: 6 SO: 5 BB: 5 IBB: 1 HBP: 0 BLK: 0 WP: 0 HR: 0 S: 39 P: 63 ERA: 7.36 WHIP: 1.636											PITCHER Dan Larson, R ERA: 3.35 (8,1)	IP: 0.2 WLS: L BF: 2 H: 0 R: 0 ER: 0 SO: 0 BB: 0 IBB: 0 HBP: 0 BLK: 0 WP: 0 HR: 0 S: 2 P: 2 ERA: 0.00 WHIP: 0.000							



Batter	1	2	3	4	5	6	7	8	9	AB	R	H	RBI	BB	SO	LOB	TOP																						
Ron LeFlore, R OBP: 0.331, SLG: 0.358 (1, 7)	6-3		F8					K		4	0	1	1	0	1	0	Montreal Expos @ New York Mets Shea Stadium, Flushing, NY Thu Jul 03 1980, 7:05 PM EDT Att: 12,585 - Unknown																						
Rodney Scott, S OBP: 0.306, SLG: 0.287 Stan Bahnsen, R OBP: 0.429, SLG: 0.400 (1, 4) (8, 1)	6-3		5-3		G3			F7		4	0	0	0	0	0	1																							
Andre Dawson, R OBP: 0.377, SLG: 0.506 (1, 8)	F9			G1-6-3 E 1B		G3-6 1B		G3		4	0	2	0	0	0	0																							
Gary Carter, R OBP: 0.309, SLG: 0.452 (1, 2)		1B SF8 2B		E5 G1-6-3 1-2		F6		K		4	1	1	0	0	1	2																							
Warren Cromartie, L OBP: 0.356, SLG: 0.448 (1, 3)		SF8 1B		G1-6-3 1-2 2-3		G3-6 1-2		F9		4	0	1	0	0	0	3																							
Larry Parrish, R OBP: 0.273, SLG: 0.415 (1, 5)		SF8 1-2 3-H		F7				F4-3		2	0	0	1	0	0	1																							
Rowland Office, L OBP: 0.315, SLG: 0.372 (1, 9)		F9			F4-3			F8		3	0	0	0	0	0	1																							
Chris Speier, R OBP: 0.353, SLG: 0.342 (1, 6)		K			E5 2B			1-3		3	1	0	0	0	1	1																							
Charlie Lea, R Brad Mills, L Fred Norman, S Tom Hutton, L Ross Grimsley, L Tony Bernazard, S (1, 1) (3, PH) (3, 1) (5, PH) (5, 1) (5, PH) (8, 4)				F4-3		F4		F4-3		0	0	0	0	0	0	0																							
Inning Stats	R: 0 E: 0 K: 0 S: 3	H: 0 LOB: 0 BB: 0 P: 3	R: 1 E: 0 K: 1 S: 7	H: 2 LOB: 1 BB: 0 P: 7	R: 0 E: 0 K: 0 S: 3	H: 0 LOB: 0 BB: 0 P: 3	R: 0 E: 1 K: 0 S: 4	H: 1 LOB: 1 BB: 0 P: 4	R: 1 E: 1 K: 0 S: 5	H: 1 LOB: 1 BB: 0 P: 5	R: 0 E: 0 K: 0 S: 3	H: 0 LOB: 0 BB: 0 P: 3	R: 0 E: 0 K: 1 S: 5	H: 0 LOB: 0 BB: 0 P: 5	R: 0 E: 0 K: 1 S: 5	H: 0 LOB: 0 BB: 0 P: 5	1B: 3 2B: 2 3B: 0 HR: 0	SF: 1 SAC: 0 DP: 2 HBP: 0	WP: 0 PB: 0 SB: 0 CS: 0	PA: 32																			
PITCHER	IP	WLS	BF	H	R	ER	SO	BB	IBB	HBP	BLK	WP	HR	S	P	ERA	WHIP	PITCHER				IP	WLS	BF	H	R	ER	SO	BB	IBB	HBP	BLK	WP	HR	S	P	ERA	WHIP	
Ray Burris, R ERA: 3.43 (1, 1)	2.0		8	2	1	1	1	0	0	0	0	0	0	10	10	4.50	1.000					2.0		18	3	1	0	0	0	0	0	0	0	0	0	0	0	0.00	0.600
Tom Hausman, R ERA: 3.33 (3, 1)	5.0	W	18	3	1	0	0	0	0	0	0	0	0	18	18	0.00	0.600					2.0		6	0	0	0	2	0	0	0	0	0	0	0	0	0	0.00	0.000
Jeff Reardon, R ERA: 2.86 (8, 1)	2.0		6	0	0	0	2	0	0	0	0	0	0	10	10	0.00	0.000																						

Batter	1	2	3	4	5	6	7	8	9	AB	R	H	RBI	BB	SO	LOB	BOTTOM																						
Lee Mazzilli, S OBP: 0.380, SLG: 0.407 (1, 8)	F6				P4			3B 2B		4	2	2	3	0	0	1	Montreal Expos @ New York Mets Shea Stadium, Flushing, NY Thu Jul 03 1980, 7:05 PM EDT Att: 12,585 - Unknown																						
Frank Taveras, R OBP: 0.311, SLG: 0.319 (1, 6)	F4	F9			F8			G3		4	0	0	0	0	0	3																							
Claudell Washington, L OBP: 0.307, SLG: 0.435 (1, 9)	4-3		4-3		L7			3B		4	0	1	2	0	0	1																							
John Stearns, R OBP: 0.349, SLG: 0.373 (1, 2)		F5	F7			6-3 SH1-4 1B		6-3		4	0	1	0	0	0	1																							
Mike Jorgensen, L OBP: 0.354, SLG: 0.440 (1, 3)		E 1B BB	F2			SH1-4 1-2		P3		2	1	0	0	1	0	0																							
Steve Henderson, R OBP: 0.382, SLG: 0.386 (1, 7)		E6 1B 1B		4-0 FC5-4 BB		6-3 2-3		G3		3	1	0	0	1	0	2																							
Alex Trevino, R OBP: 0.352, SLG: 0.316 (1, 5)		3-1 1B HR 1B		FC5-4 CS		L8		6-3		4	1	1	1	0	0	2																							
Doug Flynn, R OBP: 0.277, SLG: 0.266 (1, 4)		3-1 HR 1B		F6-3 1-2				2B 3B 1B		3	2	2	1	0	0	1																							
Ray Burris, R OBP: 0.074, SLG: 0.074 Ron Hodges, L OBP: 0.365, SLG: 0.268 Tom Hausman, R OBP: 0.083, SLG: 0.083 Dan Norman, R OBP: 0.188, SLG: 0.292 Jeff Reardon, R ERA: 2.14 (1, 1) (2, PH) (3, 1) (7, PH) (8, 1)		3-1						F7		0	0	0	0	0	0	0																							
Inning Stats	R: 0 E: 0 K: 0 S: 3	H: 0 LOB: 0 BB: 0 P: 3	R: 5 E: 1 K: 0 S: 7	H: 3 LOB: 0 BB: 1 P: 11	R: 0 E: 0 K: 0 S: 2	H: 0 LOB: 0 BB: 1 P: 6	R: 0 E: 0 K: 0 S: 4	H: 0 LOB: 1 BB: 0 P: 4	R: 2 E: 0 K: 0 S: 6	H: 3 LOB: 1 BB: 0 P: 6	R: 0 E: 0 K: 0 S: 3	H: 0 LOB: 0 BB: 0 P: 3	R: 0 E: 0 K: 0 S: 3	H: 0 LOB: 0 BB: 0 P: 3	R: 0 E: 0 K: 0 S: 3	H: 0 LOB: 0 BB: 0 P: 3	1B: 5 2B: 1 3B: 1 HR: 1	SF: 0 SAC: 1 DP: 0 HBP: 0	WP: 0 PB: 0 SB: 0 CS: 1	PA: 34																			
PITCHER	IP	WLS	BF	H	R	ER	SO	BB	IBB	HBP	BLK	WP	HR	S	P	ERA	WHIP	PITCHER				IP	WLS	BF	H	R	ER	SO	BB	IBB	HBP	BLK	WP	HR	S	P	ERA	WHIP	
Charlie Lea, R ERA: 2.9 (1, 1)	2.0	L	11	3	5	1	0	1	0	0	0	0	0	5	9	0.00	0.500					2.0		6	0	0	0	0	1	0	0	0	0	0	0	0	0.00	0.500	
Fred Norman, L ERA: 5.6 (3, 1)	2.0		6	0	0	0	0	1	0	0	0	0	0	5	9	0.00	0.500					3.0		14	5	2	2	0	0	0	0	0	0	0	0	0	0	6.00	1.667
Ross Grimsley, L ERA: 6.1 (5, 1)	3.0		14	5	2	2	0	0	0	0	0	0	0	14	14	6.00	1.667					1.0		3	0	0	0	0	0	0	0	0	0	0	0	0	0.00	0.000	
Stan Bahnsen, R ERA: 2.14 (8, 1)	1.0		3	0	0	0	0	0	0	0	0	0	0	3	3	0.00	0.000																						

AB	31
R	2
H	5
RBI	2
BB	0
SO	3
LOB	10



Batter	1	2	3	4	5	6	7	8	9	AB	R	H	RBI	BB	SO	LOB	TOP										
Ron LeFlore, R OBP: 0.335, SLG: 0.362	0-0 SH 1B	0-0 FC6-5 1B		0-0 E6 FC5-6 1B	0-0 FC6-4 1B		0-0 F4			5	2	3	0	0	0	3											
Rodney Scott, S OBP: 0.305, SLG: 0.286	0-0 SH 1B	0-0 CS FC6-5 1B		0-0 FC5-6 1B	0-0 FC6-4 1B			0-0 6-3		4	2	1	0	0	0	3											
Andre Dawson, R OBP: 0.374, SLG: 0.500	0-0 1-3	0-0 FC6-5 1B		0-0 1B 1B		0-0 F8		0-0 E1		5	0	1	1	0	0	3											
Gary Carter, R OBP: 0.311, SLG: 0.451	0-3 K	0-0 1B		0-0 1B 1B		0-0 6-3		0-3 K		5	0	2	1	0	2	2											
Warren Cromartie, L OBP: 0.357, SLG: 0.448	0-0 1B BB	0-0 L8		0-0 1B		0-0 F4-3		0-0 F4-3		5	1	2	1	0	0	3											
Larry Parrish, R OBP: 0.283, SLG: 0.417	0-0 BB BB 1B		0-0 F5	0-0 IBB			0-0 F9		0-0 G3 1B	4	0	2	0	1	0	0											
Rowland Office, L OBP: 0.318, SLG: 0.369	4-0 BB BB		0-0 F4-3	0-0 F4			0-0 F4-3		0-0 F3	1	0	0	0	1	0	0											
Bob Pate, R OBP: 0.314, SLG: 0.333	4-9 BB		0-0 F4-3	0-0 F4			0-0 F4-3		0-0 F3	1	0	0	0	0	0	3											
Jerry White, S OBP: 0.346, SLG: 0.493	7-9 BB		0-0 F3				0-0 F9		0-0 G3	2	4	0	1	1	1	0	1										
Chris Speier, R OBP: 0.354, SLG: 0.340	1-6 BB BB		0-0 F3				0-0 F9		0-0 G3	2	4	0	1	1	1	0	1										
David Palmer, R OBP: 0.303, SLG: 0.290	1-1 FC6-4		0-0 F3				0-0 F8		0-0 6-3	3	0	1	0	0	0	3											
Fred Norman, S OBP: 0.237, SLG: 0.200	6-1 FC6-4		0-0 FC6-4	0-0 FC5-6 E 1B			0-0 F8		0-0 6-3	0	0	0	0	0	0	0											
Tom Hutton, L OBP: 0.222, SLG: 0.333	7-1 1-2		0-0 FC6-4	0-0 FC5-6 E 1B			0-0 F8		0-0 6-3	1	0	1	0	0	0	0											
Ross Grimsley, L OBP: 0.222, SLG: 0.333	7-1 1-2		0-0 FC6-4	0-0 FC5-6 E 1B			0-0 F8		0-0 6-3	0	0	0	0	0	0	0											
John Tamargo, S OBP: 0.303, SLG: 0.333	9-9 1-2		0-0 FC6-4	0-0 FC5-6 E 1B			0-0 F8		0-0 6-3	1	0	0	0	0	0	1											
Inning Stats	R: 3 E: 1 K: 1 S: 9	H: 3 LOB: 3 BB: 2 P: 17	R: 0 E: 0 K: 0 S: 5	H: 3 LOB: 2 BB: 0 P: 5	R: 0 E: 0 K: 0 S: 3	H: 0 LOB: 0 BB: 0 P: 3	R: 2 E: 1 K: 0 S: 7	H: 4 LOB: 3 BB: 1 P: 11	R: 0 E: 0 K: 0 S: 4	H: 1 LOB: 1 BB: 0 P: 4	R: 0 E: 0 K: 0 S: 3	H: 0 LOB: 0 BB: 0 P: 3	R: 0 E: 1 K: 0 S: 5	H: 2 LOB: 2 BB: 0 P: 5	R: 0 E: 1 K: 1 S: 6	H: 0 LOB: 1 BB: 0 P: 6	R: 0 E: 0 K: 0 S: 4	H: 1 LOB: 1 BB: 0 P: 4	R: 0 E: 0 K: 0 S: 4	H: 1 LOB: 1 BB: 0 P: 4	1B: 14 2B: 0 3B: 0 HR: 0	SF: 0 SAC: 1 DP: 0 HBP: 0	WP: 0 PB: 0 SB: 1 CS: 1	PA: 45			
PITCHER	IP WLS BF H R ER SO BB IBB HBP BLK WP HR S P ERA WHIP	IP WLS BF H R ER SO BB IBB HBP BLK WP HR S P ERA WHIP	IP WLS BF H R ER SO BB IBB HBP BLK WP HR S P ERA WHIP	IP WLS BF H R ER SO BB IBB HBP BLK WP HR S P ERA WHIP	IP WLS BF H R ER SO BB IBB HBP BLK WP HR S P ERA WHIP	IP WLS BF H R ER SO BB IBB HBP BLK WP HR S P ERA WHIP	IP WLS BF H R ER SO BB IBB HBP BLK WP HR S P ERA WHIP	IP WLS BF H R ER SO BB IBB HBP BLK WP HR S P ERA WHIP	IP WLS BF H R ER SO BB IBB HBP BLK WP HR S P ERA WHIP	IP WLS BF H R ER SO BB IBB HBP BLK WP HR S P ERA WHIP	IP WLS BF H R ER SO BB IBB HBP BLK WP HR S P ERA WHIP	IP WLS BF H R ER SO BB IBB HBP BLK WP HR S P ERA WHIP	IP WLS BF H R ER SO BB IBB HBP BLK WP HR S P ERA WHIP	IP WLS BF H R ER SO BB IBB HBP BLK WP HR S P ERA WHIP	IP WLS BF H R ER SO BB IBB HBP BLK WP HR S P ERA WHIP	IP WLS BF H R ER SO BB IBB HBP BLK WP HR S P ERA WHIP	IP WLS BF H R ER SO BB IBB HBP BLK WP HR S P ERA WHIP	IP WLS BF H R ER SO BB IBB HBP BLK WP HR S P ERA WHIP	IP WLS BF H R ER SO BB IBB HBP BLK WP HR S P ERA WHIP	IP WLS BF H R ER SO BB IBB HBP BLK WP HR S P ERA WHIP	IP WLS BF H R ER SO BB IBB HBP BLK WP HR S P ERA WHIP	IP WLS BF H R ER SO BB IBB HBP BLK WP HR S P ERA WHIP	IP WLS BF H R ER SO BB IBB HBP BLK WP HR S P ERA WHIP	IP WLS BF H R ER SO BB IBB HBP BLK WP HR S P ERA WHIP	IP WLS BF H R ER SO BB IBB HBP BLK WP HR S P ERA WHIP	IP WLS BF H R ER SO BB IBB HBP BLK WP HR S P ERA WHIP	IP WLS BF H R ER SO BB IBB HBP BLK WP HR S P ERA WHIP

TOP

Montreal Expos @ New York Mets
Shea Stadium, Flushing, NY
Fri Jul 04 1980, 7:05 PM EDT
Unknown

AB	41
R	5
H	14
RBI	4
BB	3
SO	2
LOB	23



Batter	1	2	3	4	5	6	7	8	9	AB	R	H	RBI	BB	SO	LOB	BOTTOM										
Lee Mazzilli, S OBP: 0.377, SLG: 0.414	0-3 K	0-0 FC3-6 S 1B		0-0 G3		0-0 L6		0-0 HR		5	2	1	1	0	1	3											
Frank Taveras, R OBP: 0.313, SLG: 0.320	0-0 S 1B	0-0 CS FC6-5 1B		0-0 4-3		0-0 G3		0-0 6-3		5	1	2	2	0	0	1											
Claudell Washington, L OBP: 0.322, SLG: 0.447	0-0 1-3 E 1B	0-0 E S 1B		0-0 G3 S 1B		0-0 4-3		0-0 1B		5	1	4	1	0	0	0											
Joel Youngblood, R OBP: 0.342, SLG: 0.403	4-0 E 1-3 BB	0-0 5-3		0-0 F7		0-0 L6		0-0 6-3		4	0	0	0	1	0	3											
Mike Jorgensen, L OBP: 0.357, SLG: 0.442	0-0 1-3		0-0 1B G6-4-3 1B	0-0 G3		0-0 G3		0-0 1B 1B		4	2	2	0	0	0	3											
John Stearns, R OBP: 0.352, SLG: 0.375	0-0 E6		0-0 G6-4-3 1B	0-0 6-3		0-0 6-3		0-0 1B E 1B		4	1	2	0	0	0	2											
Steve Henderson, R OBP: 0.364, SLG: 0.388	0-0 4-3		0-0 G6-4-3 1B	0-0 6-3		0-0 E3 1B SF8 1B		0-0 E5 1B 1B		4	1	2	1	0	0	3											
Mario Ramirez, R OBP: 0.289, SLG: 0.211	0-0 4-3		0-0 G6-4-3 1B	0-0 6-3		0-0 E3 1B SF8 1B		0-0 E5 1B 1B		0	0	0	0	0	0	0											
Doug Flynn, R OBP: 0.284, SLG: 0.273		0-0 FC3-6 S 1B	0-0 F6-3		0-0 G3		0-0 1B 2-3	0-0 1B 2H		4	1	3	0	0	0	0											
Pat Zachry, R OBP: 0.111, SLG: 0.063	0-0 SH		0-0 SH	0-3 K		0-0 SF8		0-3 K		0	0	0	0	0	0	0											
Ed Glynn, R OBP: 0.365, SLG: 0.268	0-0 SH		0-0 SH	0-3 K		0-0 SF8		0-3 K		0	0	0	0	0	0	0											
Ron Hodges, L OBP: 0.365, SLG: 0.268	0-0 SH		0-0 SH	0-3 K		0-0 SF8		0-3 K		0	0	0	0	0	0	0											
Jose Cardenal, R OBP: 0.289, SLG: 0.211	0-0 SH		0-0 SH	0-3 K		0-0 SF8		0-3 K		0	0	0	0	0	0	0											
Jeff Reardon, R OBP: 0.289, SLG: 0.211	0-0 SH		0-0 SH	0-3 K		0-0 SF8		0-3 K		0	0	0	0	0	0	0											
Inning Stats	R: 2 E: 1 K: 1 S: 8	H: 2 LOB: 2 BB: 1 P: 12	R: 2 E: 1 K: 0 S: 6	H: 3 LOB: 1 BB: 0 P: 6	R: 1 E: 0 K: 0 S: 4	H: 2 LOB: 0 BB: 0 P: 4	R: 0 E: 0 K: 1 S: 5	H: 0 LOB: 0 BB: 0 P: 5	R: 0 E: 0 K: 0 S: 4	H: 1 LOB: 1 BB: 0 P: 4	R: 1 E: 1 K: 0 S: 5	H: 2 LOB: 1 BB: 0 P: 5	R: 2 E: 1 K: 0 S: 6	H: 4 LOB: 2 BB: 0 P: 6	R: 1 E: 0 K: 1 S: 7	H: 2 LOB: 1 BB: 0 P: 7	R: 0 E: 0 K: 0 S: 4	H: 1 LOB: 1 BB: 0 P: 4	R: 0 E: 0 K: 0 S: 4	H: 1 LOB: 1 BB: 0 P: 4	1B: 15 2B: 0 3B: 0 HR: 1	SF: 1 SAC: 1 DP: 1 HBP: 0	WP: 0 PB: 0 SB: 4 CS: 1	PA: 40			
PITCHER	IP WLS BF H R ER SO BB IBB HBP BLK WP HR S P ERA WHIP	IP WLS BF H R ER SO BB IBB HBP BLK WP HR S P ERA WHIP	IP WLS BF H R ER SO BB IBB HBP BLK WP HR S P ERA WHIP	IP WLS BF H R ER SO BB IBB HBP BLK WP HR S P ERA WHIP	IP WLS BF H R ER SO BB IBB HBP BLK WP HR S P ERA WHIP	IP WLS BF H R ER SO BB IBB HBP BLK WP HR S P ERA WHIP	IP WLS BF H R ER SO BB IBB HBP BLK WP HR S P ERA WHIP	IP WLS BF H R ER SO BB IBB HBP BLK WP HR S P ERA WHIP	IP WLS BF H R ER SO BB IBB HBP BLK WP HR S P ERA WHIP	IP WLS BF H R ER SO BB IBB HBP BLK WP HR S P ERA WHIP	IP WLS BF H R ER SO BB IBB HBP BLK WP HR S P ERA WHIP	IP WLS BF H R ER SO BB IBB HBP BLK WP HR S P ERA WHIP	IP WLS BF H R ER SO BB IBB HBP BLK WP HR S P ERA WHIP	IP WLS BF H R ER SO BB IBB HBP BLK WP HR S P ERA WHIP	IP WLS BF H R ER SO BB IBB HBP BLK WP HR S P ERA WHIP	IP WLS BF H R ER SO BB IBB HBP BLK WP HR S P ERA WHIP	IP WLS BF H R ER SO BB IBB HBP BLK WP HR S P ERA WHIP	IP WLS BF H R ER SO BB IBB HBP BLK WP HR S P ERA WHIP	IP WLS BF H R ER SO BB IBB HBP BLK WP HR S P ERA WHIP	IP WLS BF H R ER SO BB IBB HBP BLK WP HR S P ERA WHIP	IP WLS BF H R ER SO BB IBB HBP BLK WP HR S P ERA WHIP	IP WLS BF H R ER SO BB IBB HBP BLK WP HR S P ERA WHIP	IP WLS BF H R ER SO BB IBB HBP BLK WP HR S P ERA WHIP	IP WLS BF H R ER SO BB IBB HBP BLK WP HR S P ERA WHIP	IP WLS BF H R ER SO BB IBB HBP BLK WP HR S P ERA WHIP	IP WLS BF H R ER SO BB IBB HBP BLK WP HR S P ERA WHIP	IP WLS BF H R ER SO BB IBB HBP BLK WP HR S P ERA WHIP

BOTTOM

Montreal Expos @ New York Mets
Shea Stadium, Flushing, NY
Fri Jul 04 1980, 7:05 PM EDT
Unknown

AB	37
R	9
H	16
RBI	6
BB	1
SO	3
LOB	15



Batter	1	2	3	4	5	6	7	8	9	AB	R	H	RBI	BB	SO	LOB	TOP			
Tony Bernazard, S OBP: 0.289, SLG: 0.309 (1, 4)										4	1	0	0	1	0	3				
Jerry White, S OBP: 0.486, SLG: 0.486 (1, 7)										5	1	2	0	0	1	0				
Andre Dawson, R OBP: 0.371, SLG: 0.494 (1, 8)										5	1	1	0	0	3	3				
John Tamargo, S OBP: 0.297, SLG: 0.353 Gary Carter, R OBP: 0.311, SLG: 0.451 (1, 2) (7, 2)										4	1	1	2	0	0	1				
Warren Cromartie, L OBP: 0.362, SLG: 0.466 (1, 3)										4	2	3	3	0	0	0				
Larry Parrish, R OBP: 0.288, SLG: 0.426 (1, 5)										4	0	2	1	0	0	1				
Rowland Office, L OBP: 0.316, SLG: 0.366 (1, 9)										4	0	1	0	0	1	2				
Chris Speier, R OBP: 0.352, SLG: 0.338 (1, 6)										4	0	1	0	0	0	2				
Bill Gullickson, R OBP: 0.222, SLG: 0.125 Stan Satriano, R OBP: 0.375, SLG: 0.333 Fred Norman, S (1, 1) (1, 1) (2, 1) Tom Hutton, L OBP: 0.226, SLG: 0.200 Woodie Fryman, R (4, 1) Elias Sosa, R OBP: 0.200, SLG: 0.200 (7, 1)										0	0	0	0	0	0	0				
Inning Stats	R: 2 E: 0 K: 1 S: 7	H: 2 LOB: 1 BB: 1 P: 11	R: 0 E: 0 K: 0 S: 4	H: 2 LOB: 1 BB: 0 P: 4	R: 0 E: 0 K: 1 S: 5	H: 0 LOB: 0 BB: 0 P: 5	R: 1 E: 0 K: 1 S: 7	H: 2 LOB: 2 BB: 1 P: 11	R: 3 E: 0 K: 1 S: 8	H: 3 LOB: 0 BB: 0 P: 8	R: 0 E: 0 K: 0 S: 3	H: 0 LOB: 0 BB: 0 P: 3	R: 0 E: 0 K: 0 S: 4	H: 1 LOB: 1 BB: 0 P: 4	R: 0 E: 0 K: 2 S: 8	H: 1 LOB: 1 BB: 0 P: 8	1B: 7 2B: 3 3B: 0 HR: 1	SF: 0 SAC: 0 DP: 1 HBP: 0	WP: 0 PB: 0 SB: 1 CS: 0	PA: 39
PITCHER	IP WLS BF H R ER SO BB IBB HBP BLK WP HR S P ERA WHIP	IP WLS BF H R ER SO BB IBB HBP BLK WP HR S P ERA WHIP																		
Mark Bomback, R ERA: 4.54 (1, 1)	6.0 L 28 9 6 6 5 2 0 0 0 0 0 1 36 44 9.00 1.833																			
Tom Hausman, R ERA: 3.29 (7, 1)	1.0 3 0 0 0 0 0 0 0 0 0 0 0 3 3 0.00 0.000																			
Neil Allen, R ERA: 3.12 (8, 1)	2.0 8 2 0 0 0 2 0 0 0 0 0 0 0 12 12 0.00 1.000																			

Montreal Expos @ New York Mets
Shea Stadium, Flushing, NY
Fri Jul 04 1980, 7:05 PM EDT
Att: 25,323 - Unknown

AB	37
R	6
H	11
RBI	6
BB	2
SO	7
LOB	14





Batter	1	2	3	4	5	6	7	8	9	AB	R	H	RBI	BB	SO	LOB	BOTTOM					
Lee Mazzilli, S OBP: 0.376, SLG: 0.414 (1, 8)										5	0	1	0	1	0	4						
Frank Taveras, R OBP: 0.314, SLG: 0.319 (1, 6)										4	1	1	0	1	1	2						
Claudell Washington, L OBP: 0.324, SLG: 0.457 (1, 9)										5	1	2	1	0	0	4						
Joel Youngblood, R OBP: 0.347, SLG: 0.421 (1, 5)										4	2	2	2	1	0	2						
Mike Jorgensen, L OBP: 0.353, SLG: 0.435 (1, 3)										5	1	1	0	0	0	5						
Steve Henderson, R OBP: 0.369, SLG: 0.390 (1, 7)										4	0	2	0	1	1	4						
Ron Hodges, L OBP: 0.377, SLG: 0.286 Alex Trevino, R OBP: 0.359, SLG: 0.325 (1, 2) (1, PR) (2, 2)										1	0	1	0	0	0	0						
Doug Flynn, R OBP: 0.286, SLG: 0.273 (1, 4)										4	0	1	0	1	0	2						
Mark Bomback, R OBP: 0.316, SLG: 0.278 Dan Norman, R OBP: 0.186, SLG: 0.286 Tom Hausman, L OBP: 0.265, SLG: 0.325 Jose Cardenal, R OBP: 0.265, SLG: 0.325 Neil Allen, R OBP: 0.265, SLG: 0.325 Jerry Morales, R OBP: 0.273, SLG: 0.286 (1, 1) (5, PH) (7, 1) (7, PH) (8, 1) (9, PH)										2	0	1	0	0	0	2						
Inning Stats	R: 4 E: 1 K: 0 S: 7	H: 4 LOB: 2 BB: 2 P: 15	R: 0 E: 1 K: 0 S: 4	H: 1 LOB: 3 BB: 2 P: 12	R: 0 E: 0 K: 0 S: 4	H: 1 LOB: 1 BB: 0 P: 4	R: 0 E: 0 K: 1 S: 6	H: 1 LOB: 1 BB: 0 P: 6	R: 0 E: 0 K: 0 S: 3	H: 1 LOB: 0 BB: 0 P: 3	R: 0 E: 1 K: 0 S: 4	H: 0 LOB: 1 BB: 0 P: 4	R: 1 E: 0 K: 1 S: 8	H: 3 LOB: 2 BB: 0 P: 8	R: 0 E: 0 K: 0 S: 4	H: 1 LOB: 1 BB: 0 P: 4	R: 0 E: 0 K: 0 S: 5	H: 2 LOB: 3 BB: 1 P: 9	1B: 10 2B: 2 3B: 1 HR: 1	SF: 0 SAC: 0 DP: 1 HBP: 0	WP: 0 PB: 0 SB: 1 CS: 0	PA: 46
PITCHER	IP WLS BF H R ER SO BB IBB HBP BLK WP HR S P ERA WHIP	IP WLS BF H R ER SO BB IBB HBP BLK WP HR S P ERA WHIP																				
Bill Gullickson, R ERA: 5.02 (1, 1)	0.1 7 4 4 3 0 2 0 0 0 0 0 0 2 6 0.00 1.500																					
Stan Bahnsen, R ERA: 2.11 (1, 1)	0.2 3 0 0 0 0 1 0 0 0 0 0 0 2 6 0.00 1.500																					
Fred Norman, L ERA: 5.17 (2, 1)	2.0 9 2 0 0 0 1 0 0 0 0 0 0 8 12 0.00 1.500																					
Woodie Fryman, L ERA: 1.83 (4, 1)	3.2 W 15 4 1 1 2 0 0 0 0 1 0 0 19 19 2.46 1.091																					
Elias Sosa, R ERA: 3.45 (7, 1)	2.1 S 12 4 0 0 0 1 0 0 0 0 0 0 11 15 0.00 2.143																					

Montreal Expos @ New York Mets
Shea Stadium, Flushing, NY
Fri Jul 04 1980, 7:05 PM EDT
Att: 25,323 - Unknown

AB	41
R	5
H	14
RBI	4
BB	5
SO	2
LOB	31



Batter	1	2	3	4	5	6	7	8	9	AB	R	H	RBI	BB	SO	LOB	TOP
Ron LeFlore, R OBP: 0.339, SLG: 0.361 (1, 7)	F4-3	6-3				S		F4-6-3		3	0	1	0	2	0	2	Montreal Expos @ New York Mets Shea Stadium, Flushing, NY Sat Jul 05 1980, 7:05 PM EDT Att: 51,097 - Unknown 
Rodney Scott, S OBP: 0.307, SLG: 0.289 (1, 4)	S WP		1B S			6-3		F4-6-3		5	1	2	0	0	0	6	
Andre Dawson, R OBP: 0.368, SLG: 0.488 (1, 8)	L6		L3-6			F8		P3		5	0	1	0	0	0	2	
Gary Carter, R OBP: 0.309, SLG: 0.444 (1, 2)	6-3		5-3			F7		F3		4	0	0	1	1	0	3	
Warren Cromartie, L OBP: 0.363, SLG: 0.464 (1, 3)		F7	L3-6			BB				5	1	2	0	0	1	2	
Larry Parrish, R OBP: 0.297, SLG: 0.447 (1, 5)		BB				FC4-6				4	3	2	1	1	1	2	
Bob Pate, R OBP: 0.324, SLG: 0.344 (6, PH)		SH1-3				FC4-6		E6		2	0	1	0	0	0	0	
Rowland Office, L OBP: 0.318, SLG: 0.363 (6, 9)		SH1-3				FC4-6		F4-3		1	0	0	0	1	0	0	
Chris Speier, R OBP: 0.352, SLG: 0.333 (8, PH)		SH1-3				FC4-6		F4-3		2	0	0	1	1	0	2	
Tony Bernazard, S OBP: 0.297, SLG: 0.306 (8, 6)		SH1-3				FC4-6		F4-3		1	0	0	0	0	0	1	
Scott Sanderson, R OBP: 0.126, SLG: 0.157 (5, 1)		SH1-3				F4				1	0	0	1	0	0	0	
Charlie Lea, R OBP: 0.345, SLG: 0.460 (5, 1)										0	0	0	0	0	0	0	
Fred Norman, S OBP: 0.345, SLG: 0.460 (5, 1)										0	0	0	0	0	0	0	
Jerry White, S OBP: 0.345, SLG: 0.460 (5, 1)										0	0	0	0	0	0	0	
Elias Sosa, R OBP: 0.320, SLG: 0.200 (8, PH)										0	0	0	0	0	0	0	
John Tamargo, S OBP: 0.305, SLG: 0.371 (8, PH)										0	0	0	0	0	0	0	
David Palmer, R OBP: 0.305, SLG: 0.200 (8, PH)										0	0	0	0	0	0	0	
Ross Grimsley, L OBP: 0.320, SLG: 0.333 (8, 1)										0	0	0	0	0	0	0	
Inning Stats	R: 0 E: 0 K: 0 S: 4	H: 1 LOB: 1 BB: 0 P: 4	R: 1 E: 0 K: 0 S: 4	H: 2 LOB: 0 BB: 0 P: 4	R: 1 E: 0 K: 0 S: 4	H: 1 LOB: 0 BB: 0 P: 4	R: 2 E: 0 K: 0 S: 5	H: 2 LOB: 2 BB: 2 P: 13	R: 0 E: 0 K: 1 S: 6	H: 1 LOB: 1 BB: 0 P: 6	R: 0 E: 0 K: 1 S: 5	H: 0 LOB: 1 BB: 1 P: 9	R: 0 E: 0 K: 1 S: 5	H: 0 LOB: 1 BB: 1 P: 9	1B: 9 2B: 1 3B: 0 HR: 1	SF: 0 SAC: 1 DP: 2 HBP: 0	WP: 2 PA: 42 CS: 0
PITCHER	IP WLS BF H R ER SO BB IBB HBP BLK WP HR S P ERA WHIP																
Pete Falcone, L ERA: 5.37 (1, 1)	5.0 W 22 6 3 3 0 2 0 0 0 0 1 1 20 28 5.40 1.600																
Roy Lee Jackson, R ERA: 54.0 (6, 1)	0.1 4 2 2 2 0 1 0 0 0 0 0 0 3 7 54.00 9.000																
Ed Glynn, L ERA: 3.09 (7, 1)	0.2 3 0 0 0 0 1 0 0 0 0 1 0 2 6 0.00 1.500																
Neil Allen, R ERA: 2.97 (7, 1)	3.0 S 13 2 0 0 2 2 0 0 0 0 0 0 15 23 0.00 1.333																

Batter	1	2	3	4	5	6	7	8	9	AB	R	H	RBI	BB	SO	LOB	BOTTOM	
Lee Mazzilli, S OBP: 0.377, SLG: 0.412 (1, 8)	F1			F8				F9		4	0	1	1	1	0	0	Montreal Expos @ New York Mets Shea Stadium, Flushing, NY Sat Jul 05 1980, 7:05 PM EDT Att: 51,097 - Unknown 	
Frank Taveras, R OBP: 0.312, SLG: 0.317 (1, 6)	F9			S				F8		5	0	1	0	0	0	5		
Claudell Washington, L OBP: 0.320, SLG: 0.446 (1, 9)	K			F7				K		4	0	0	0	1	2	2		
Joel Youngblood, R OBP: 0.344, SLG: 0.416 (1, 5)		F7		L8				5-3		5	1	1	0	0	0	2		
Mike Jorgensen, L OBP: 0.361, SLG: 0.435 (1, 3)		HR		1B				K		2	3	1	0	2	1	0		
Steve Henderson, R OBP: 0.376, SLG: 0.410 (1, 7)		HR		1B				BB		3	2	3	3	1	0	0		
John Stearns, R OBP: 0.354, SLG: 0.375 (1, 2)		SH1-4		SF8				4-3		2	1	1	1	1	0	1		
Doug Flynn, R OBP: 0.289, SLG: 0.276 (1, 4)		SH1-4		F5				F7		4	0	2	1	0	0	1		
Pete Falcone, L OBP: 0.150, SLG: 0.105 (1, 1)		SH1-4		6-3				K		1	0	0	0	0	0	0		
Alex Trevino, R OBP: 0.355, SLG: 0.325 (5, PH)										0	0	0	1	0	0	0		
Roy Lee Jackson, R OBP: 0.355, SLG: 0.325 (6, 1)										0	0	0	0	0	0	0		
Ed Glynn, R OBP: 0.355, SLG: 0.325 (6, 1)										0	0	0	0	0	0	0		
Neil Allen, R OBP: 0.083, SLG: 0.083 (7, 1)										1	0	0	0	0	1	0		
Inning Stats	R: 0 E: 0 K: 1 S: 5	H: 0 LOB: 0 BB: 0 P: 5	R: 2 E: 0 K: 0 S: 6	H: 3 LOB: 3 BB: 2 P: 14	R: 2 E: 0 K: 0 S: 6	H: 3 LOB: 1 BB: 0 P: 6	R: 0 E: 0 K: 0 S: 4	H: 1 LOB: 2 BB: 1 P: 8	R: 3 E: 0 K: 0 S: 6	H: 3 LOB: 2 BB: 2 P: 14	R: 0 E: 0 K: 1 S: 5	H: 0 LOB: 0 BB: 0 P: 5	R: 0 E: 0 K: 1 S: 5	H: 0 LOB: 0 BB: 0 P: 5	1B: 9 2B: 0 3B: 0 HR: 1	SF: 2 SAC: 1 DP: 0 HBP: 0		WP: 0 PA: 40 CS: 0
PITCHER	IP WLS BF H R ER SO BB IBB HBP BLK WP HR S P ERA WHIP																	
Scott Sanderson, R ERA: 3.44 (5, 1)	4.0 L 25 8 7 7 1 22 42 0 0 0 0 0 0 4 4 0.00 3.000																	
Charlie Lea, R ERA: 2.84 (5, 1)	0.1 1 0 0 0 0 0 0 0 0 0 0 0 1 1 0.00 0.000																	
Fred Norman, L ERA: 5.12 (6, 1)	2.0 7 0 0 0 2 1 0 0 0 0 0 0 10 14 0.00 0.500																	
Elias Sosa, R ERA: 3.31 (8, 1)	1.0 3 0 0 0 1 0 0 0 0 0 0 0 5 5 0.00 0.000																	

Batter	1	2	3	4	5	6	7	8	9	10	AB	R	H	RBI	BB	SO	LOB	TOP	
Ron LeFlore, R OBP: 0.336, SLG: 0.355 (1.7)	K		6-3		F4-3		K			F6-4-3	5	1	0	0	1	2	4		
Rodney Scott, S OBP: 0.305, SLG: 0.287 (1.4)	F8		F8			5-3		F6		F7 1B	5	1	1	0	0	0	0		
Andre Dawson, R OBP: 0.369, SLG: 0.484 (1.8)	1B BB				F4-3		K			F7 1B	4	0	1	0	1	1	2		
Gary Carter, R OBP: 0.310, SLG: 0.443 (1.2)					P6		L7			5-3 1B	5	1	2	2	0	0	1		
Warren Cromartie, L OBP: 0.395, SLG: 0.453 (1.3)	F8				F4-3					1B 1B	3	2	1	0	2	0	2		
Larry Parrish, R OBP: 0.306, SLG: 0.470 (1.5)					F4-3					SH1-4 HR 1B	5	3	3	2	0	1	2		
Rowland Office, L OBP: 0.316, SLG: 0.360 (1.9)					F8		F4-3			SH1-4 1B	4	0	1	1	0	1	0		
Tony Bernazard, S OBP: 0.298, SLG: 0.331 (1.6)					F8					1B 1B	3	1	1	3	2	0	0		
Steve Rogers, R OBP: 0.318, SLG: 0.189 (9. PH)					F4-3					SH3-4 BB	2	0	0	0	0	1	0		
Tom Hutton, L OBP: 0.250, SLG: 0.194 (9.1)										HR 1B	1	0	0	0	0	0	0		
Woodie Fryman, R OBP: 0.125, SLG: 0.125 (9.1)										K	1	0	1	1	0	0	0		
Inning Stats	R: 0 E: 0 K: 1 S: 6	H: 1 LOB: 2 BB: 1 P: 10	R: 0 E: 0 K: 0 S: 3	H: 0 LOB: 0 BB: 0 P: 3	R: 0 E: 0 K: 0 S: 3	H: 0 LOB: 0 BB: 0 P: 3	R: 1 E: 0 K: 2 S: 5	H: 1 LOB: 1 BB: 1 P: 8	R: 0 E: 0 K: 1 S: 5	H: 0 LOB: 0 BB: 0 P: 5	R: 3 E: 0 K: 2 S: 10	H: 3 LOB: 0 BB: 0 P: 10	R: 0 E: 0 K: 1 S: 5	H: 0 LOB: 0 BB: 0 P: 5	R: 5 E: 0 K: 0 S: 7	H: 5 LOB: 2 BB: 3 P: 19	1B: 9 2B: 0 3B: 0 HR: 2	SF: 0 SAC: 2 DP: 1 HBP: 0	WP: 0 PA: 46
PITCHER	IP WLS BF H R ER SO BB IBB HBP BLK WP HR S P ERA WHIP	7.1 30 6 4 4 4 2 0 0 0 0 2 36 44 4.91 1.091	0.2 3 0 0 0 1 0 1 0 0 0 0 4 8 0.00 0.000	1.1 10 4 5 5 1 1 1 0 0 0 0 10 18 33.75 3.750	0.2 3 1 0 0 0 0 1 0 0 0 0 2 6 0.00 1.500	PITCHER													

Montreal Expos @ New York Mets
 Shea Stadium, Flushing, NY
 Sun Jul 06 1980, 3:33 AM EDT
 Att: 21,880 - Unknown
 livebaseballscores.com

AB	38
R	9
H	11
RBI	9
BB	6
SO	6
LOB	11

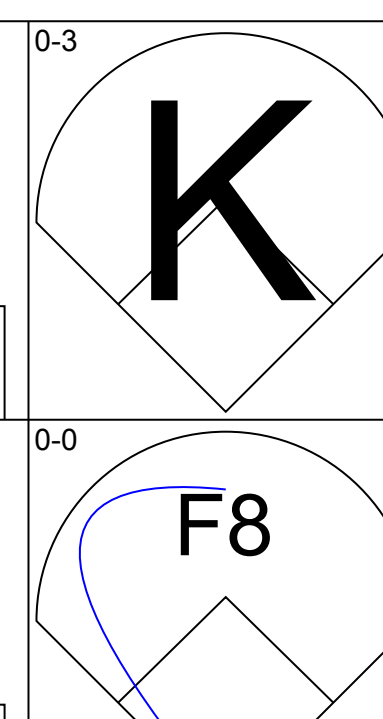
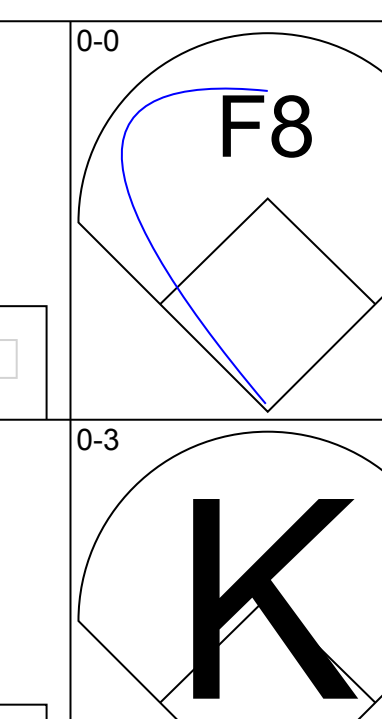
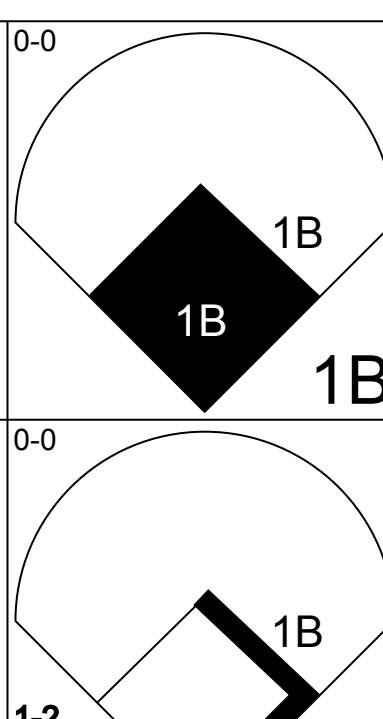
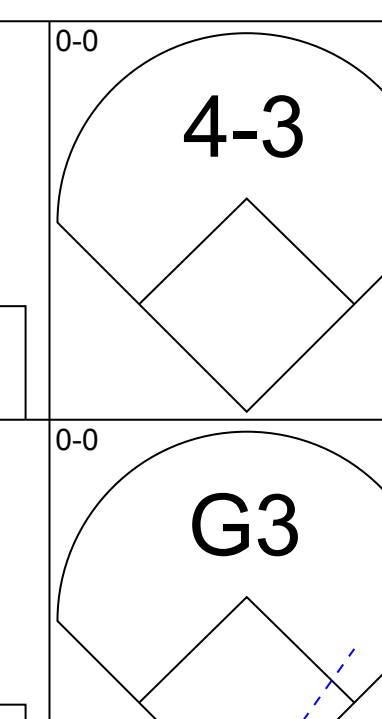
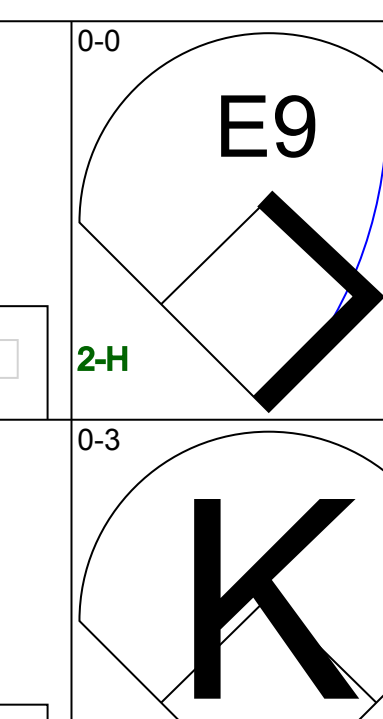

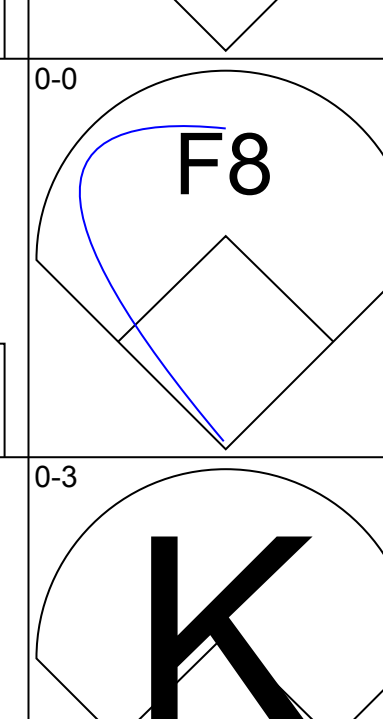
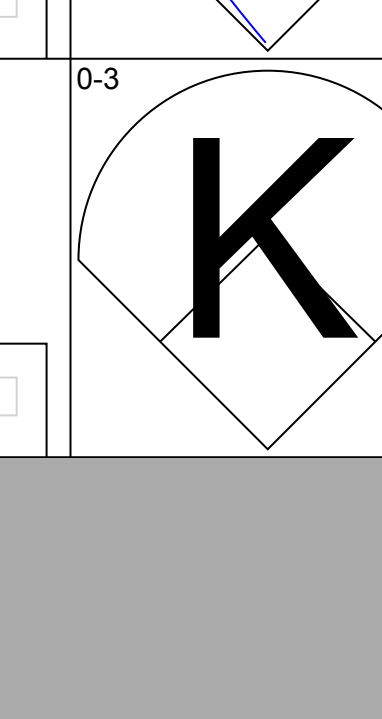
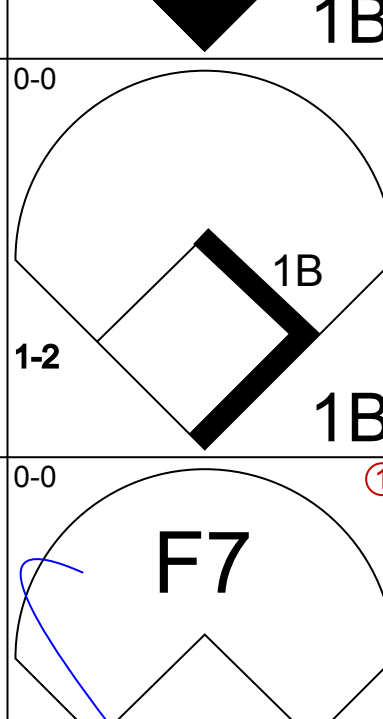
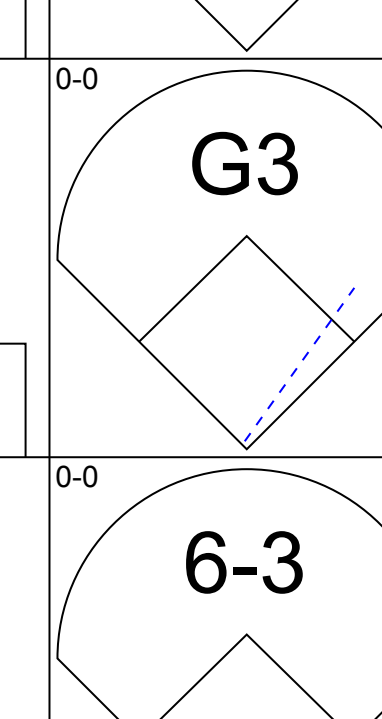
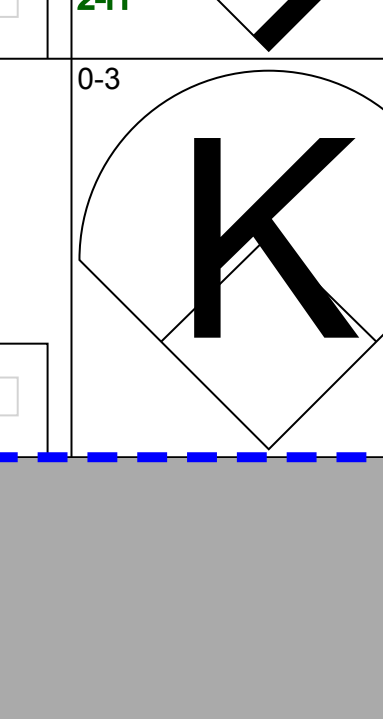
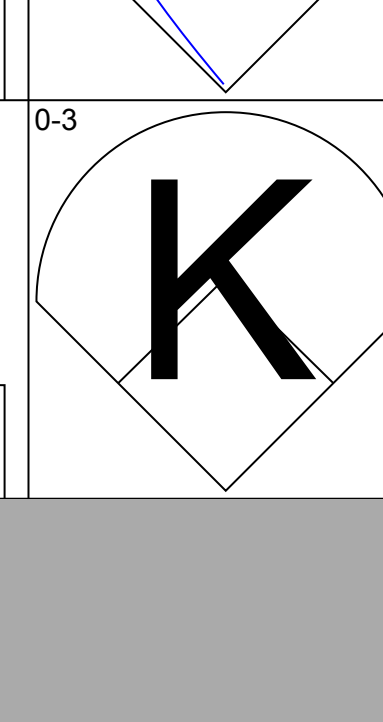
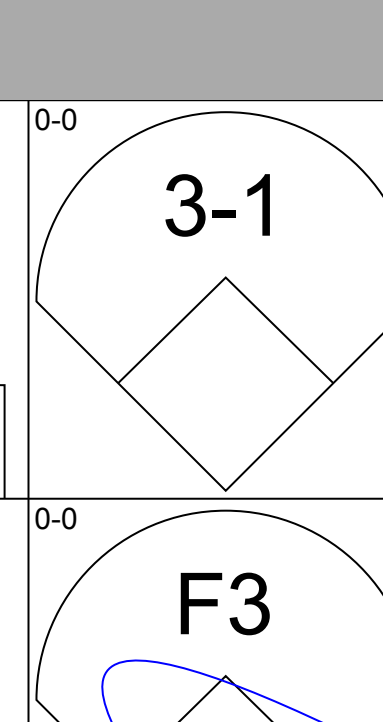
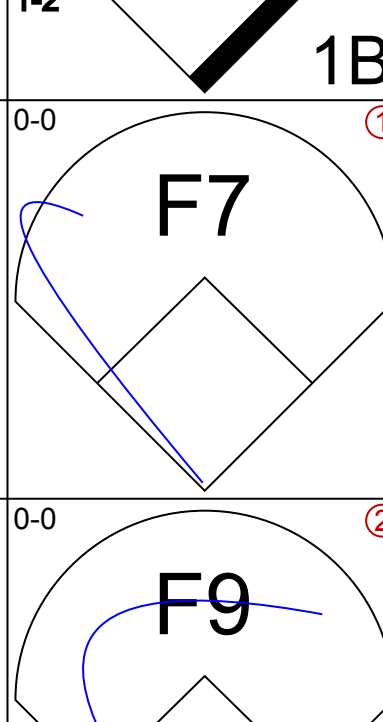
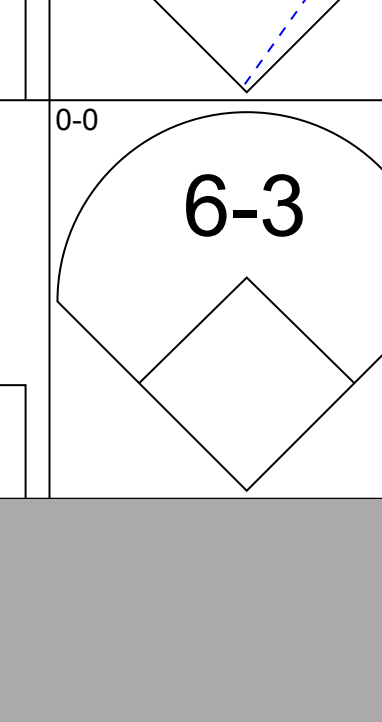
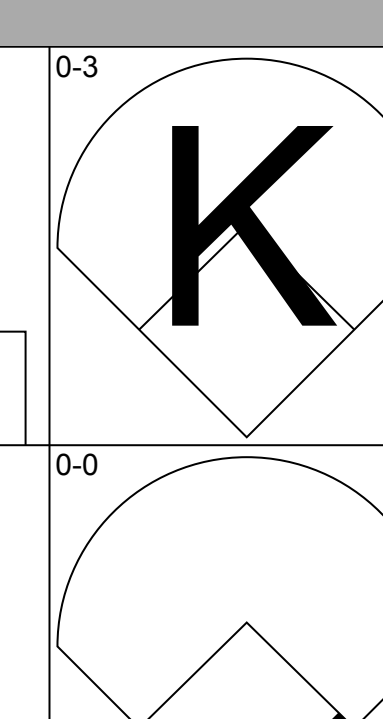
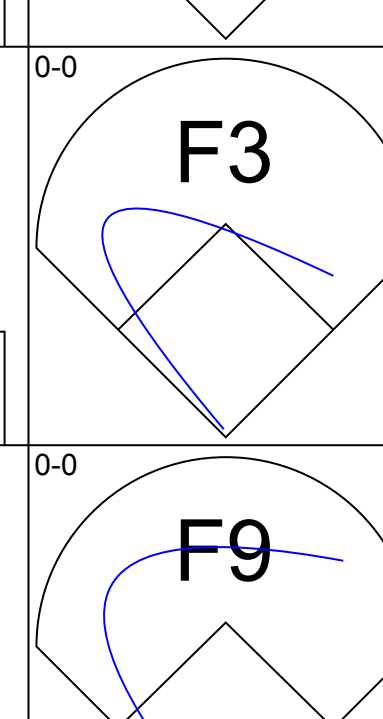
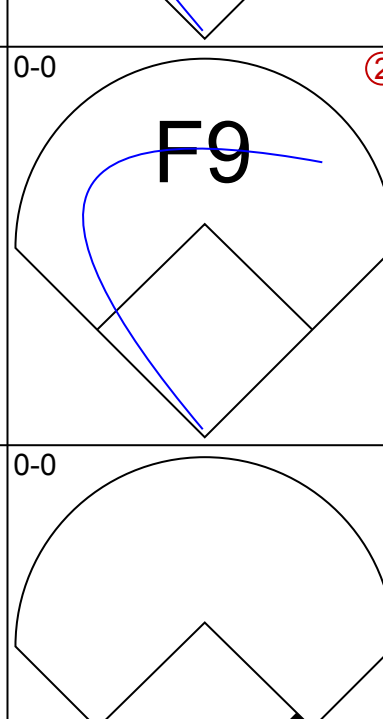
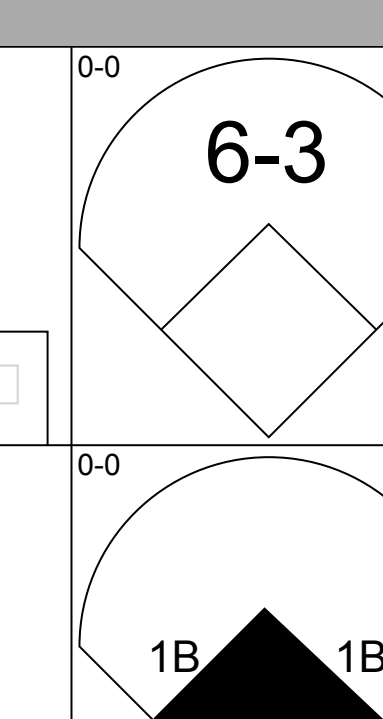
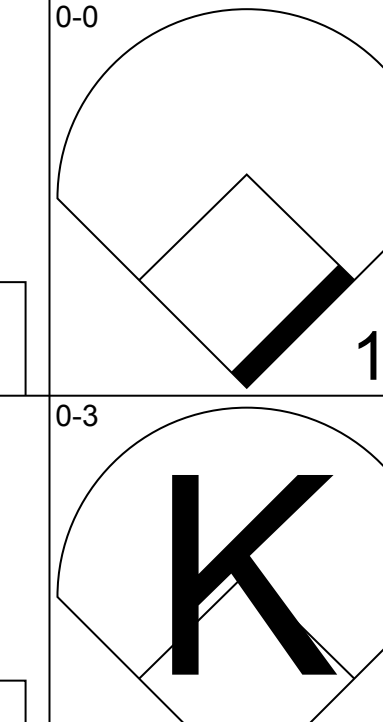
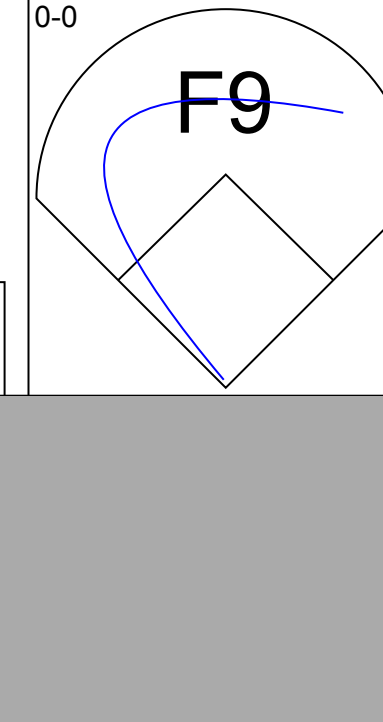
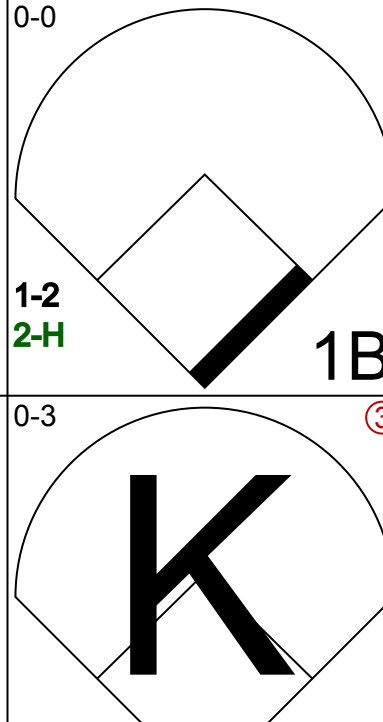
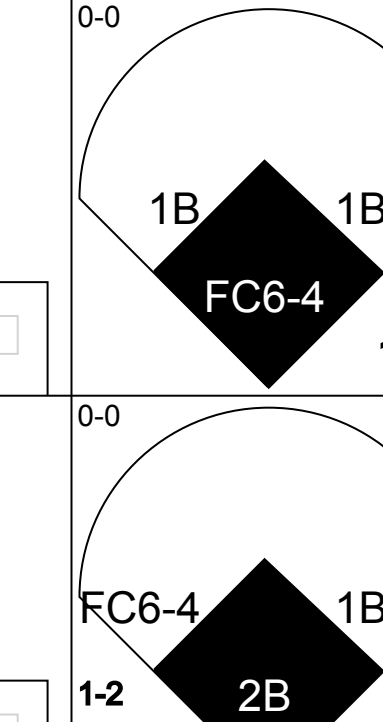
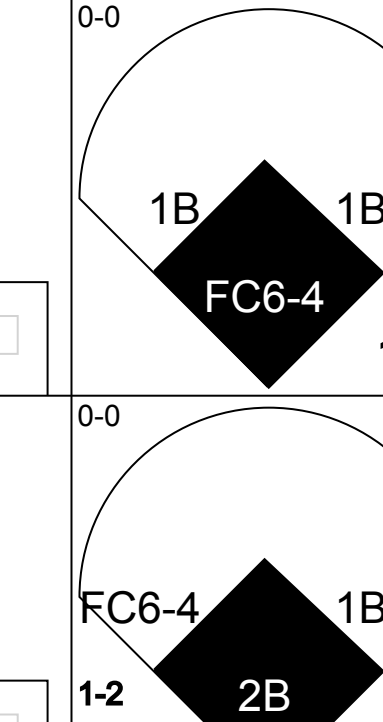

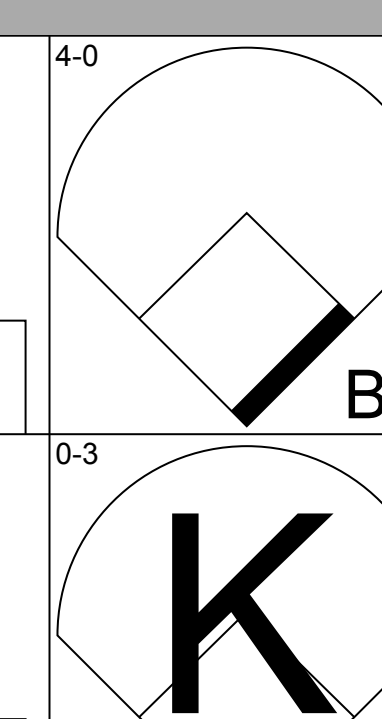

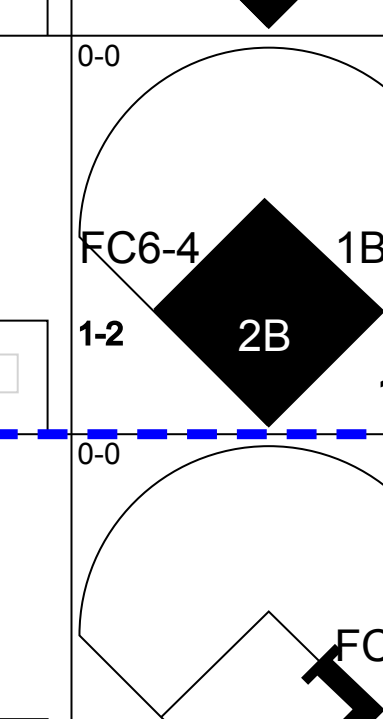
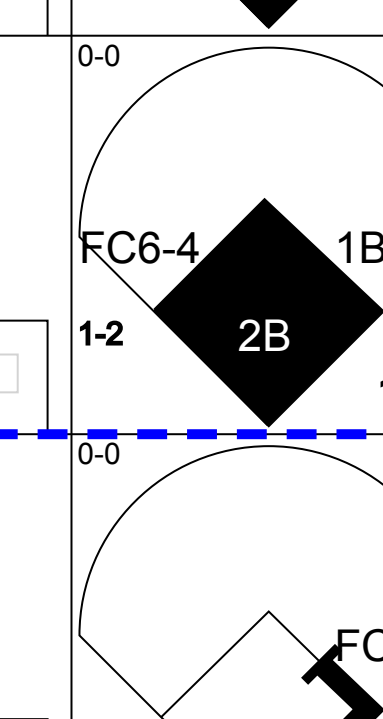

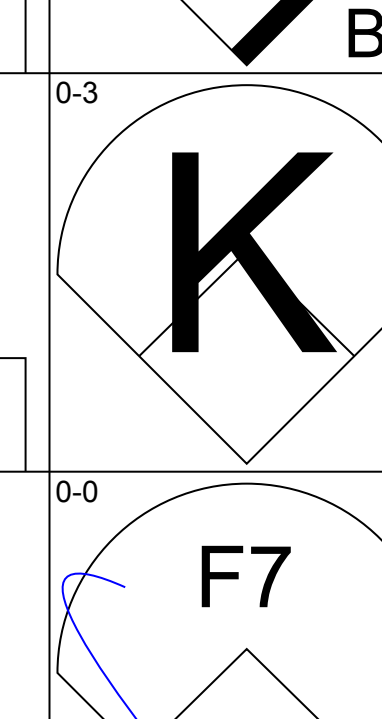
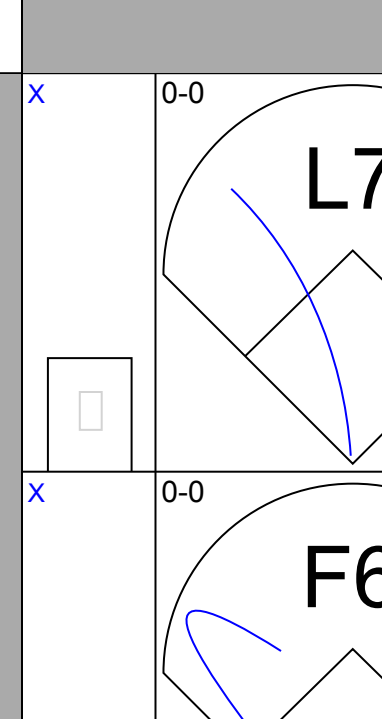
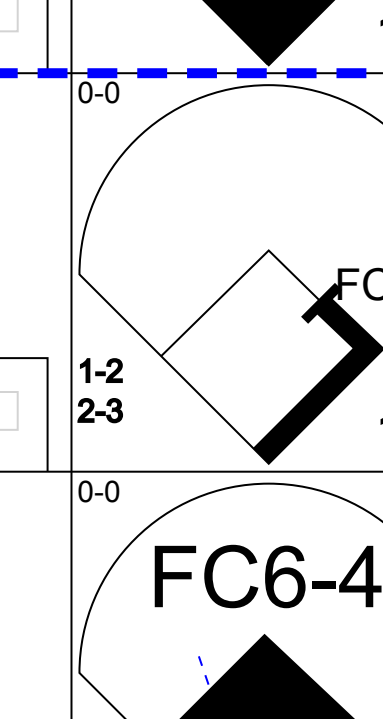
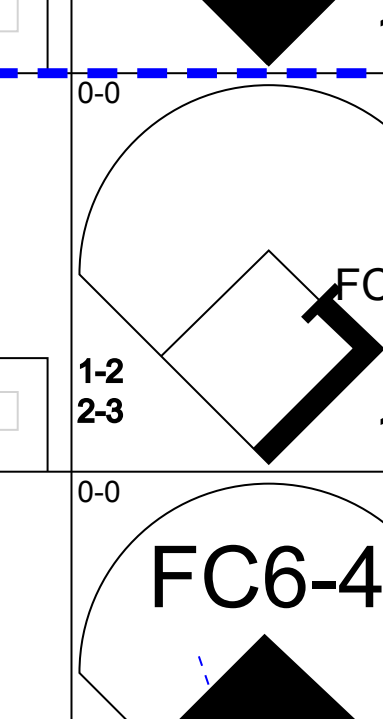
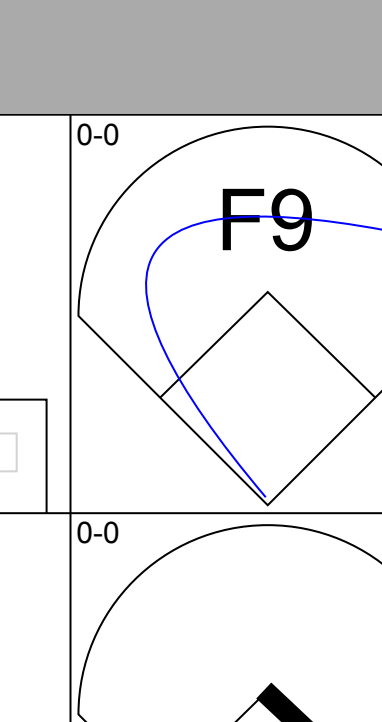
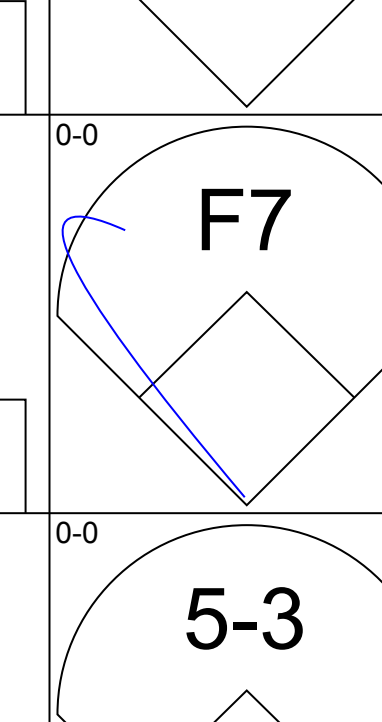
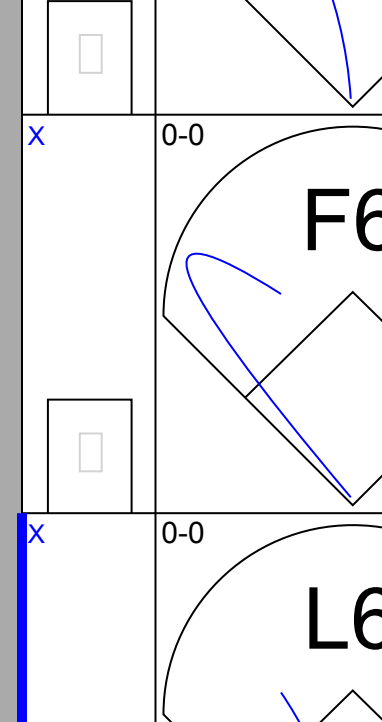
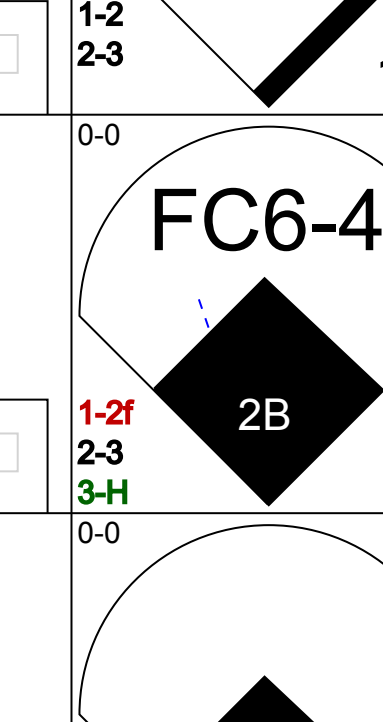
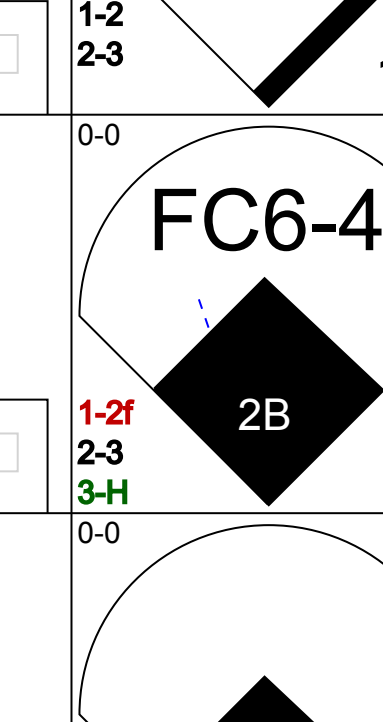
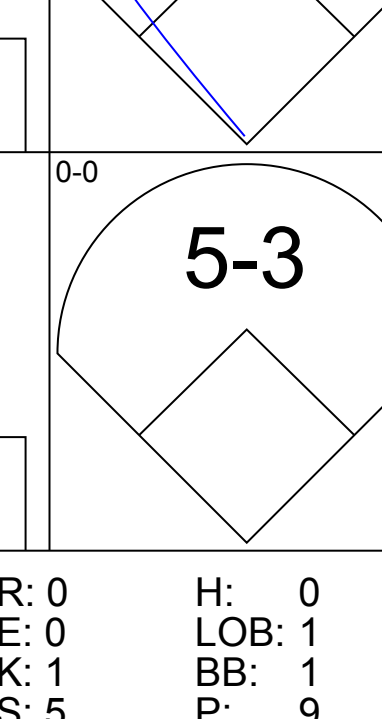
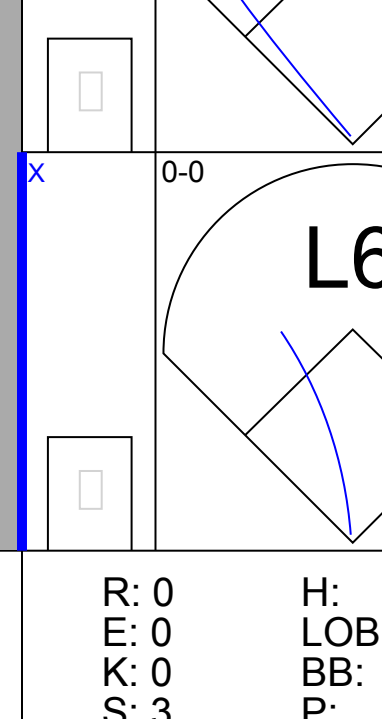
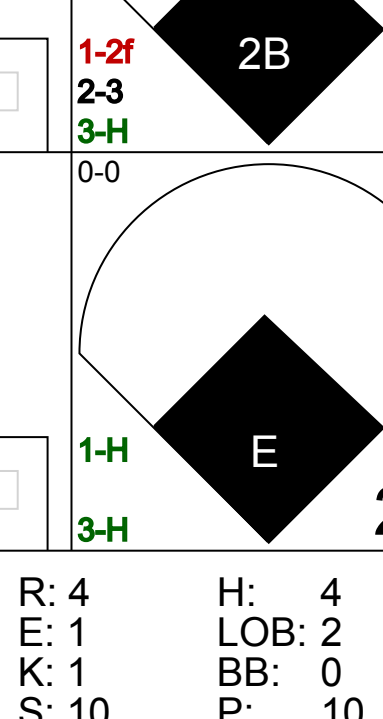
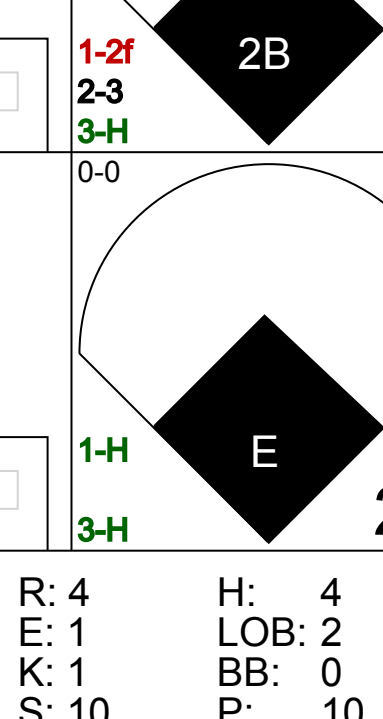


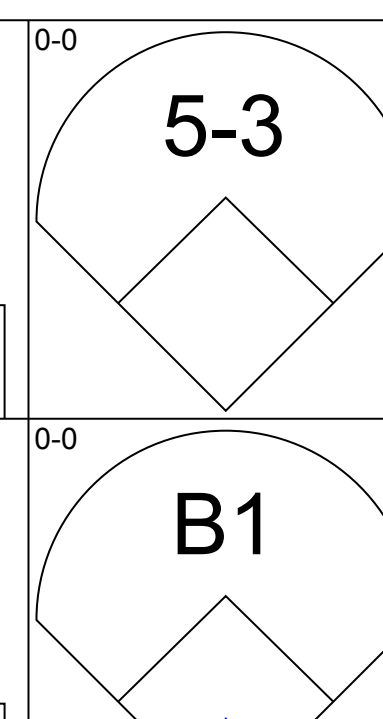
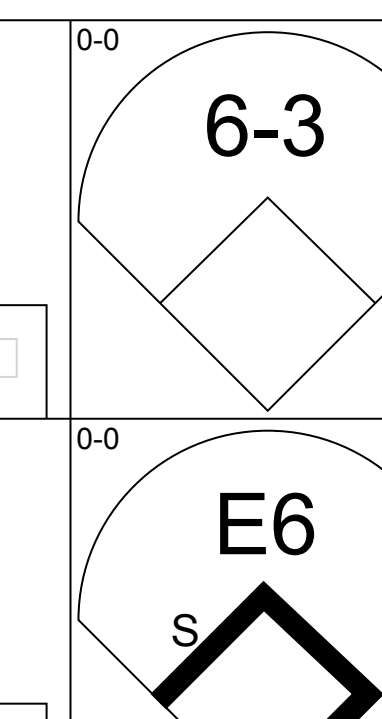
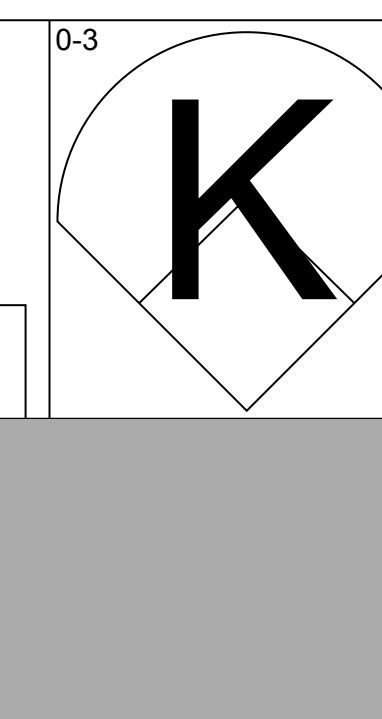
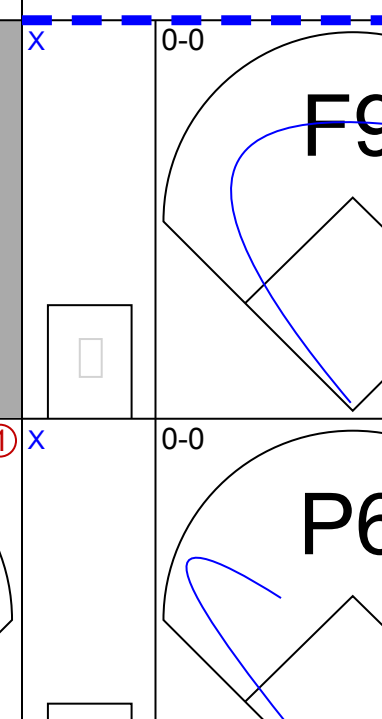
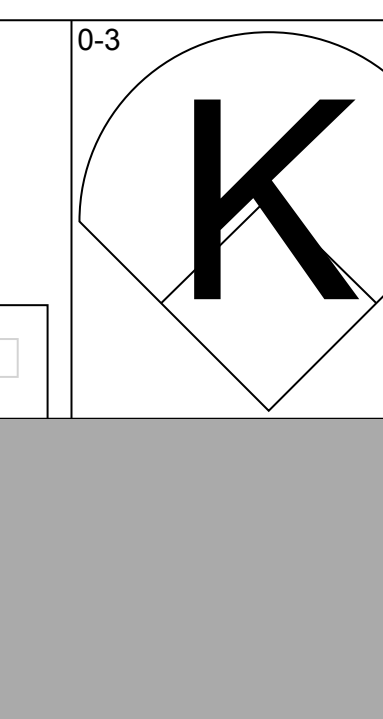

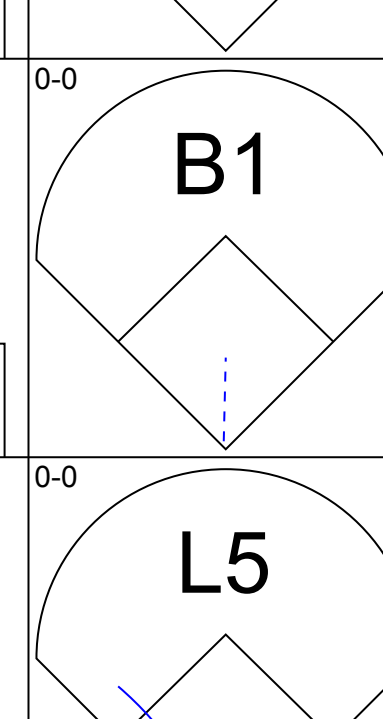
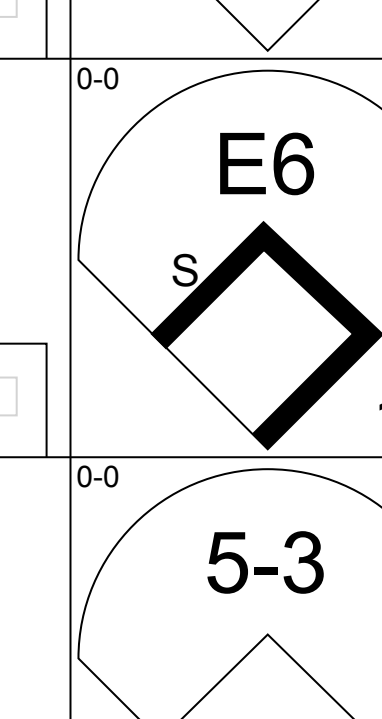
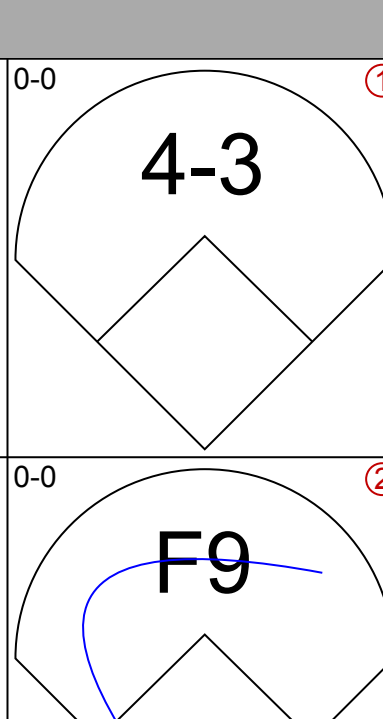
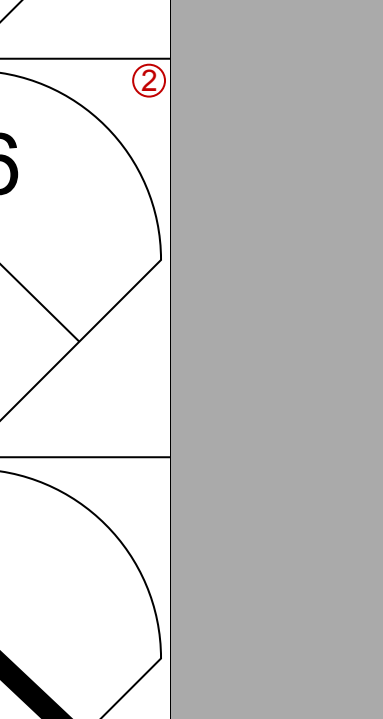
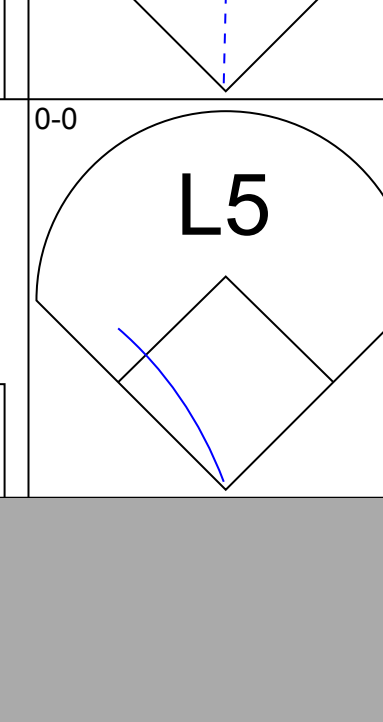
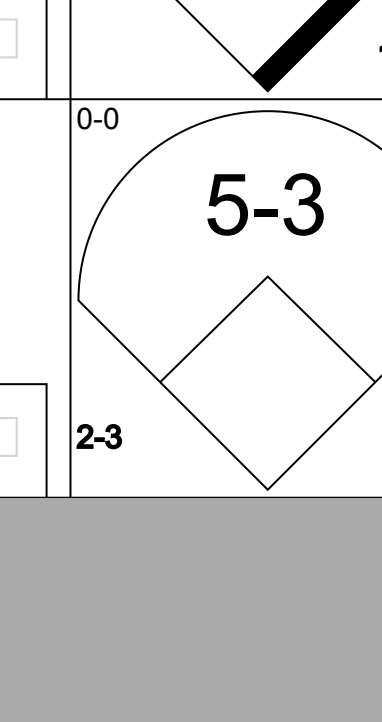
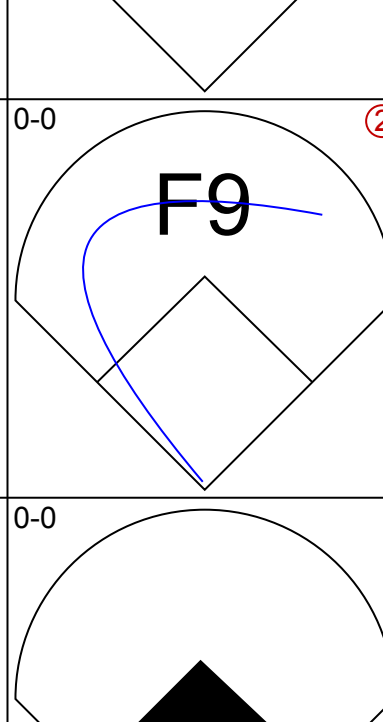
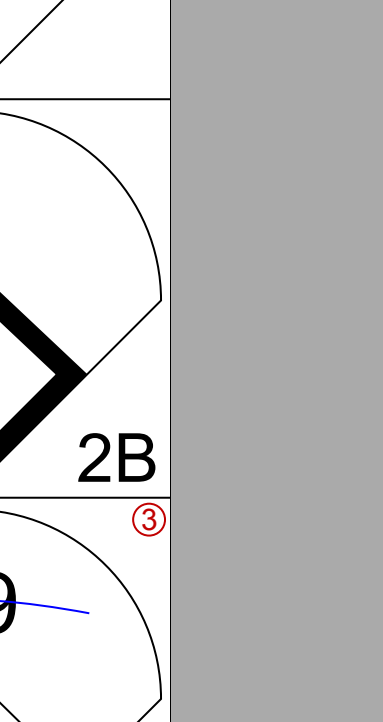
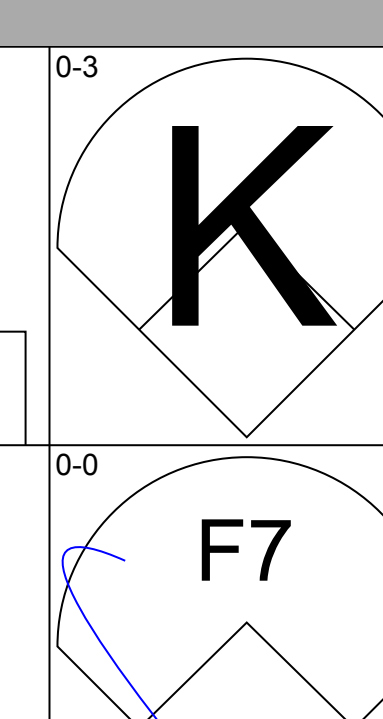
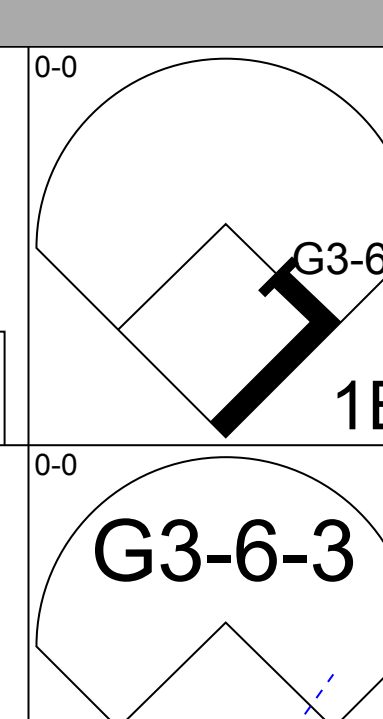
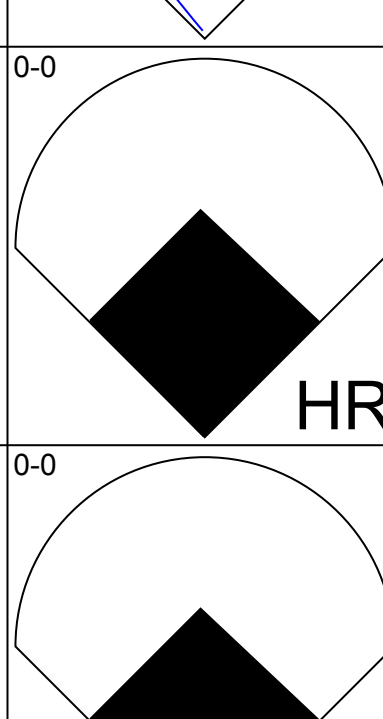
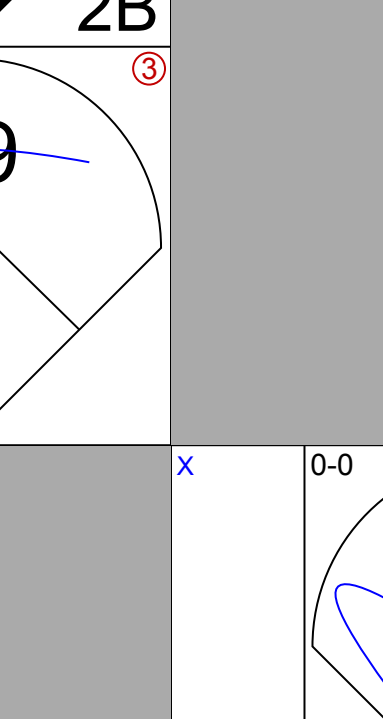
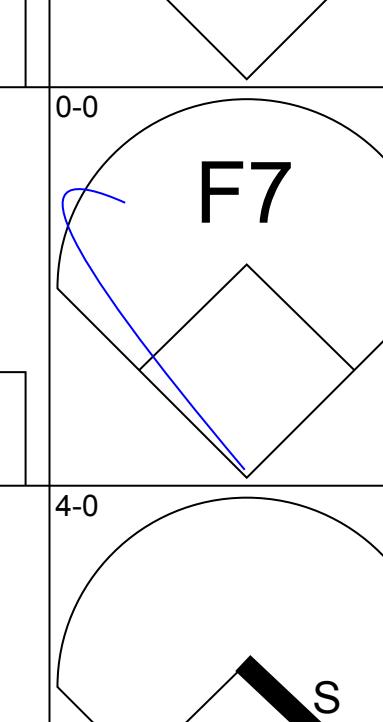
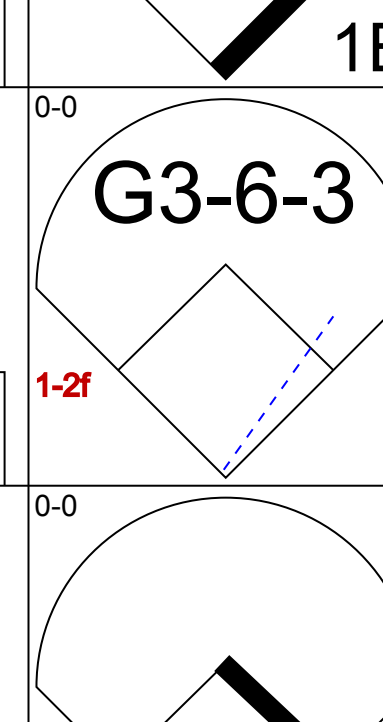
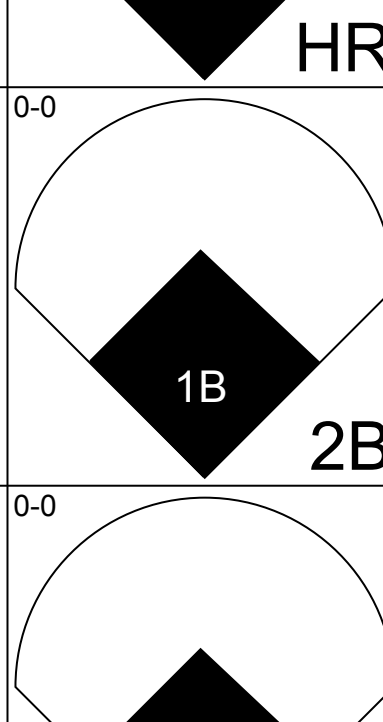
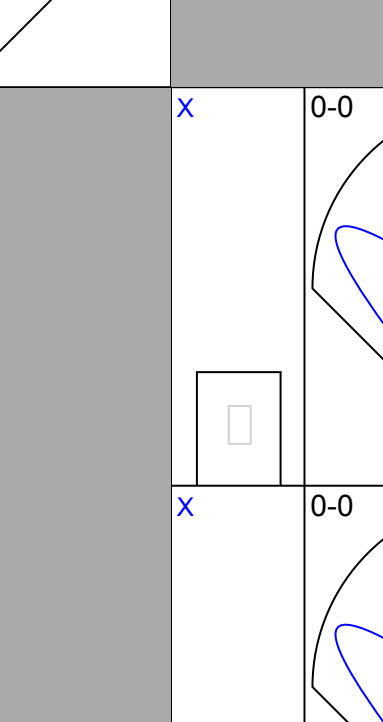

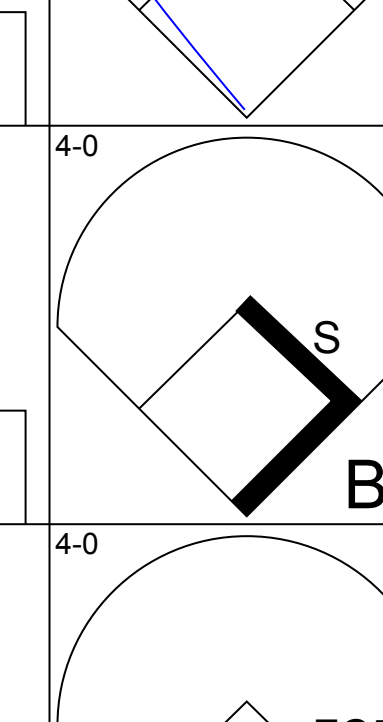
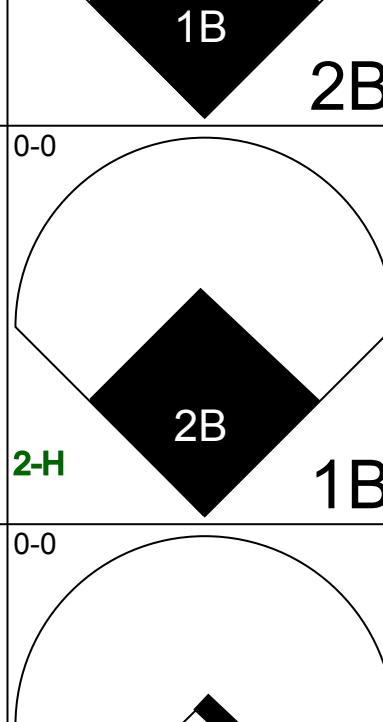
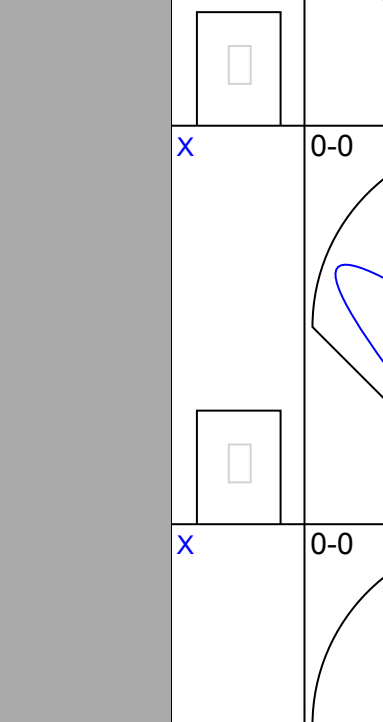

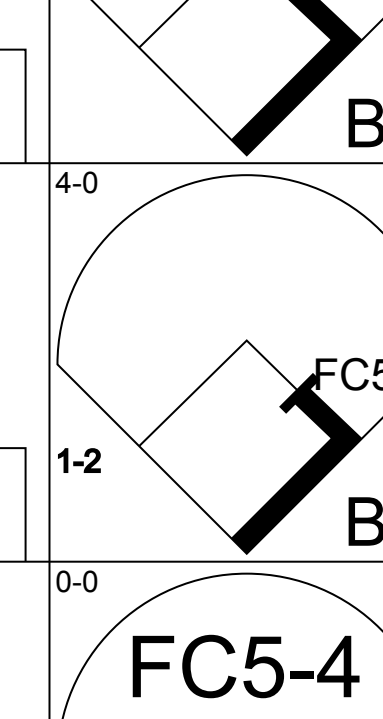
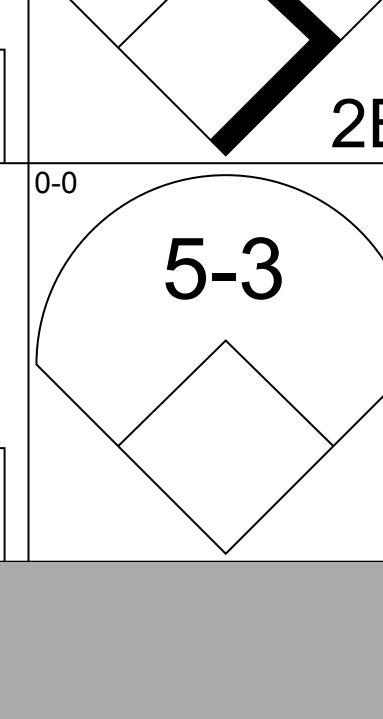
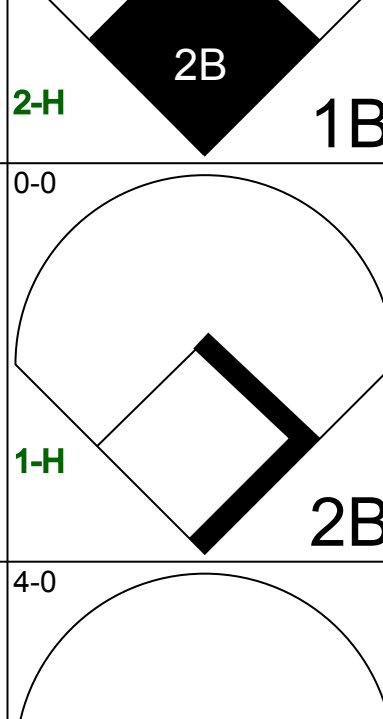
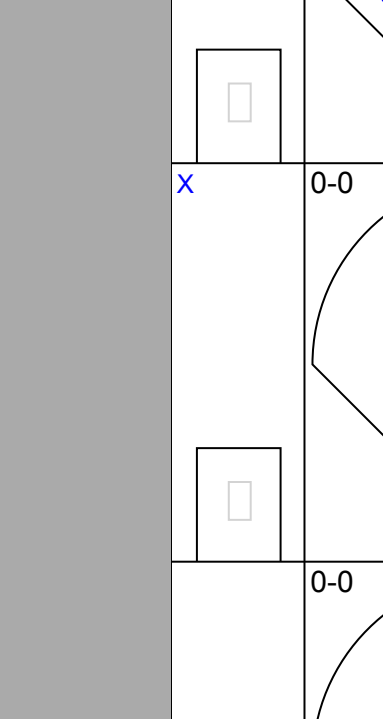

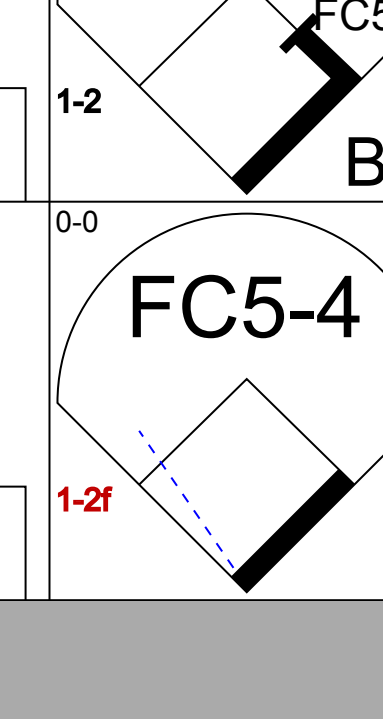
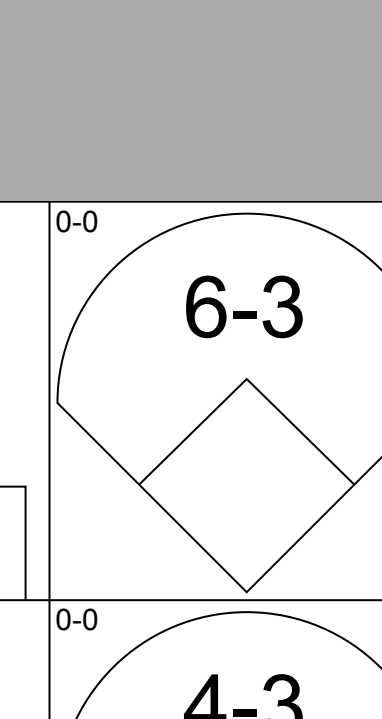
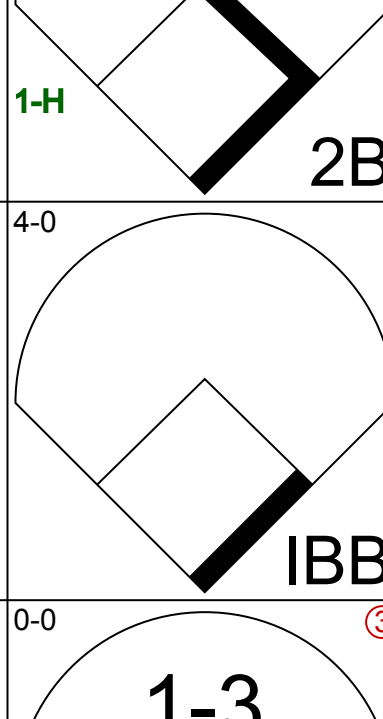
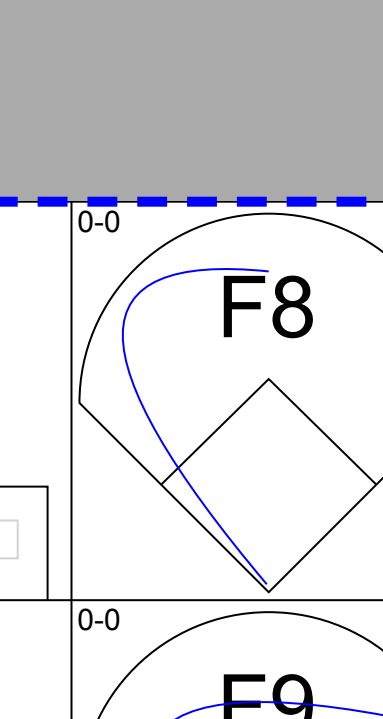
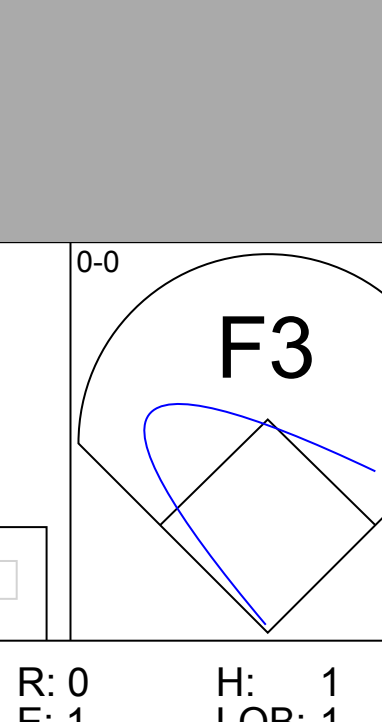
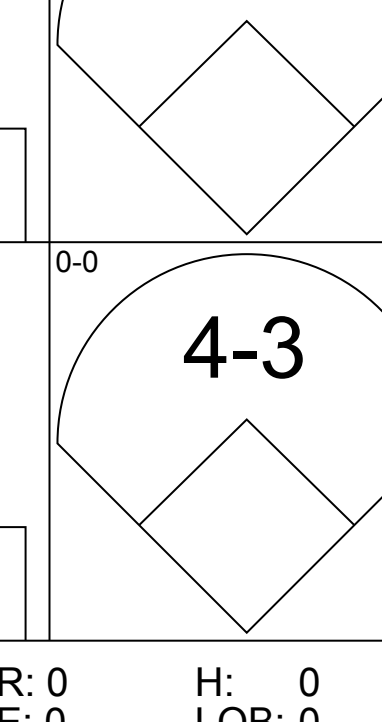
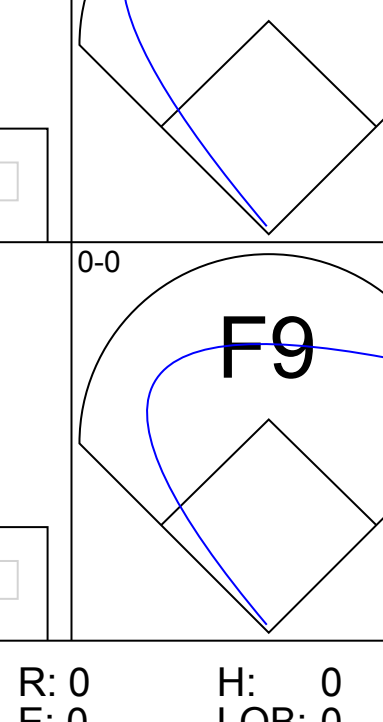
Batter	1	2	3	4	5	6	7	8	9	10	AB	R	H	RBI	BB	SO	LOB	BOTTOM					
Lee Mazzilli, S OBP: 0.379, SLG: 0.413 (1.8)	2B 3-1 2B				K			F6		4-3													
Frank Taveras, R OBP: 0.313, SLG: 0.321 (1.6)	3-1 2B				F7			L7		FC5-6 BB	6	0	2	0	0	0	3						
Claudell Washington, L OBP: 0.321, SLG: 0.439 (9.7)	3-1				3-1			4-3		L8	5	0	1	1	1	0	2						
Steve Henderson, R OBP: 0.379, SLG: 0.407 (9.1)	K				1B 1B			E6 1B		K	4	3	1	0	1	2	4						
Mike Jorgensen, L OBP: 0.367, SLG: 0.437 (1.3)	FC5-4 BB				1B 1B			G3		4-3	4	0	2	0	1	0	1						
Joel Youngblood, R OBP: 0.352, SLG: 0.422 (9.9)	FC5-4				1B 1B			1B 1B		1B	4	0	3	2	1	0	2						
John Stearns, R OBP: 0.354, SLG: 0.377 (1.2)					F5			SF7		L9	4	0	2	1	0	0	3						
Doug Flynn, R OBP: 0.284, SLG: 0.271 (1.4)					K			FC5		F1-3	5	0	0	0	0	2	8						
Craig Swan, R OBP: 0.324, SLG: 0.233 (8.1)					SH3-4			K		5-3	2	0	0	0	0	2	0						
Tom Hausman, R OBP: 0.083, SLG: 0.083 (8. PH)								K			0	0	0	0	0	0	0						
Elliott Maddox, R OBP: 0.385, SLG: 0.365 (9.5)								K			2	0	0	0	0	1	0						
Inning Stats	R: 1 E: 0 K: 1 S: 7	H: 2 LOB: 2 BB: 1 P: 11	R: 0 E: 0 K: 1 S: 6	H: 1 LOB: 1 BB: 1 P: 10	R: 1 E: 0 K: 0 S: 6	H: 3 LOB: 2 BB: 0 P: 6	R: 0 E: 0 K: 2 S: 7	H: 0 LOB: 0 BB: 0 P: 7	R: 1 E: 0 K: 0 S: 4	H: 1 LOB: 2 BB: 2 P: 12	R: 0 E: 0 K: 1 S: 5	H: 0 LOB: 0 BB: 0 P: 5	R: 1 E: 2 K: 0 S: 6	H: 3 LOB: 2 BB: 0 P: 6	R: 0 E: 0 K: 1 S: 6	H: 1 LOB: 2 BB: 1 P: 10	R: 0 E: 0 K: 1 S: 6	H: 1 LOB: 1 BB: 0 P: 6	R: 0 E: 0 K: 1 S: 5	H: 0 LOB: 1 BB: 1 P: 9	1B: 10 2B: 2 3B: 0 HR: 0	SF: 1 SAC: 1 DP: 0 HBP: 0	WP: 0 PA: 48
PITCHER	IP WLS BF H R ER SO BB IBB HBP BLK WP HR S P ERA WHIP	8.0 40 11 4 3 6 3 2 0 0 0 0 47 67 3.38 1.750	2.0 8 1 0 0 2 1 0 0 0 0 0 0 11 15 0.00 1.000	PITCHER																			

Montreal Expos @ New York Mets
 Shea Stadium, Flushing, NY
 Sun Jul 06 1980, 3:33 AM EDT
 Att: 21,880 - Unknown
 livebaseballscores.com

AB	40
R	4
H	12
RBI	4
BB	6
SO	8
LOB	23



Batter	1	2	3	4	5	6	7	8	9	AB	R	H	RBI	BB	SO	LOB	TOP											
Garry Templeton, S OBP: 0.351, SLG: 0.413 (1, 6)										5	1	1	0	0	1	2	St. Louis Cardinals @ Montreal Expos Olympic Stadium, Montreal, QB Fri Jul 11, 1980, 7:05 PM EDT Att: 25,910 - Unknown AB 37 R 5 H 9 RBI 4 BB 1 SO 8 LOB 18 											
Leon Durham, L OBP: 0.301, SLG: 0.376 John Littlefield, R (9, 1)										5	0	1	0	0	2	3												
Keith Hernandez, L OBP: 0.404, SLG: 0.492 (1, 3)										4	0	0	0	0	1	2												
Ted Simmons, S OBP: 0.363, SLG: 0.481 (1, 2)										4	0	0	0	0	1	2												
George Hendrick, R OBP: 0.356, SLG: 0.568 (9, 9)										4	1	3	1	0	0	0												
Terry Kennedy, L OBP: 0.357, SLG: 0.440 Tony Scott, S OBP: 0.303, SLG: 0.282 (9, 8)										3	0	1	0	1	2	3												
Ken Reitz, R OBP: 0.307, SLG: 0.375 Dane Iorg, L OBP: 0.355, SLG: 0.420 Bobby Bonds, R OBP: 0.313, SLG: 0.322 (9, 7)										3	0	0	0	0	1	2												
Ken Oberkfell, L OBP: 0.388, SLG: 0.406 (1, 4)										4	1	0	1	0	0	3												
Pete Vuckovich, R OBP: 0.159, SLG: 0.233 Mike Phillips, L OBP: 0.172, SLG: 0.214 Silvio Martinez, R OBP: 0.154, SLG: 0.083 Keith Smith, R OBP: 0.500, SLG: 0.750 Mike Ramsey, S OBP: 0.294, SLG: 0.403 (9, 5)										2	0	1	0	0	0	1												
Inning Stats	R: 0 E: 0 K: 2 S: 7	H: 0 LOB: 0 BB: 0 P: 7	R: 0 E: 0 K: 2 S: 8	H: 1 LOB: 1 BB: 0 P: 8	R: 0 E: 0 K: 1 S: 6	H: 1 LOB: 1 BB: 0 P: 6	R: 0 E: 0 K: 0 S: 3	H: 0 LOB: 0 BB: 0 P: 3	R: 0 E: 0 K: 1 S: 5	H: 3 LOB: 1 BB: 1 P: 9	R: 0 E: 0 K: 0 S: 3	H: 0 LOB: 0 BB: 0 P: 3	R: 0 E: 0 K: 0 S: 3	H: 0 LOB: 0 BB: 0 P: 3	R: 4 E: 1 K: 1 S: 10	H: 4 LOB: 2 BB: 0 P: 10		1B: 7 2B: 2 3B: 0 HR: 0	SF: 0 SAC: 0 DP: 0 HBP: 0	WP: 0 PB: 0 SB: 0 CS: 0	PA: 38							
PITCHER	IP	WLS	BF	H	R	ER	SO	BB	IBB	HBP	BLK	WP	HR	S	P	ERA		WHIP										
Steve Rogers, R ERA: 2.98 Woodie Fryman, L ERA: 1.9	8.1	L	33	7	3	3	7	1	0	0	0	0	0	46	50	3.24		0.960										
PITCHER	IP	WLS	BF	H	R	ER	SO	BB	IBB	HBP	BLK	WP	HR	S	P	ERA		WHIP										

Batter	1	2	3	4	5	6	7	8	9	AB	R	H	RBI	BB	SO	LOB	BOTTOM											
Ron LeFlore, R OBP: 0.330, SLG: 0.346 (1, 7)										5	0	0	0	0	2	0	St. Louis Cardinals @ Montreal Expos Olympic Stadium, Montreal, QB Fri Jul 11, 1980, 7:05 PM EDT Att: 25,910 - Unknown AB 34 R 3 H 9 RBI 3 BB 3 SO 3 LOB 8 											
Rodney Scott, S OBP: 0.304, SLG: 0.286 (1, 4)										4	0	1	0	0	0	0												
Andre Dawson, R OBP: 0.369, SLG: 0.486 (1, 8)										4	0	1	0	0	0	1												
Gary Carter, R OBP: 0.312, SLG: 0.452 (1, 2)										4	1	2	1	0	1	1												
Warren Cromartie, L OBP: 0.364, SLG: 0.461 (1, 3)										4	1	1	0	0	0	1												
Larry Parrish, R OBP: 0.314, SLG: 0.476 (1, 5)										3	1	2	1	1	0	0												
Ellis Valentine, R OBP: 0.360, SLG: 0.477 (1, 9)										3	0	2	1	1	0	1												
Chris Speier, R OBP: 0.353, SLG: 0.327 (1, 6)										3	0	0	0	1	0	2												
Steve Rogers, R OBP: 0.298, SLG: 0.175 Woodie Fryman, R OBP: 0.125, SLG: 0.125 John Tamaro, S OBP: 0.308, SLG: 0.361 (9, 1)										3	0	0	0	0	0	2												
Inning Stats	R: 0 E: 0 K: 0 S: 3	H: 0 LOB: 0 BB: 0 P: 3	R: 0 E: 0 K: 1 S: 5	H: 0 LOB: 2 BB: 2 P: 13	R: 0 E: 1 K: 0 S: 4	H: 1 LOB: 1 BB: 0 P: 4	R: 0 E: 0 K: 0 S: 4	H: 2 LOB: 1 BB: 0 P: 4	R: 0 E: 0 K: 1 S: 5	H: 0 LOB: 0 BB: 0 P: 5	R: 3 E: 0 K: 0 S: 7	H: 4 LOB: 2 BB: 1 P: 11	R: 0 E: 0 K: 0 S: 4	H: 1 LOB: 1 BB: 0 P: 4	R: 0 E: 0 K: 0 S: 3	H: 1 LOB: 0 BB: 0 P: 3		R: 0 E: 0 K: 1 S: 5	H: 0 LOB: 0 BB: 0 P: 5	1B: 4 2B: 4 3B: 0 HR: 1	SF: 0 SAC: 0 DP: 1 HBP: 0	WP: 0 PB: 0 SB: 2 CS: 1	PA: 38					
PITCHER	IP	WLS	BF	H	R	ER	SO	BB	IBB	HBP	BLK	WP	HR	S	P	ERA		WHIP										
Pete Vuckovich, R ERA: 3.08 Silvio Martinez, R ERA: 4.3 John Littlefield, R ERA: 2.82	6.0	W	27	7	3	3	2	2	1	0	0	0	0	28	40	4.50		1.500										
PITCHER	IP	WLS	BF	H	R	ER	SO	BB	IBB	HBP	BLK	WP	HR	S	P	ERA		WHIP										

Batter	1	2	3	4	5	6	7	8	9	AB	R	H	RBI	BB	SO	LOB	TOP			
Ivan De Jesus, R (1,6) Mick Kelleher, R (7,6) OBP: 0.347, SLG: 0.382 OBP: 0.204, SLG: 0.140										3	0	2	0	0	0	1				
Steve Dillard, R (1,5) OBP: 0.315, SLG: 0.373										4	1	1	1	0	1	3				
Bill Buckner, L (1,3) OBP: 0.349, SLG: 0.441											4	0	0	0	0	1				
Mike Vail, R (1,9) OBP: 0.364, SLG: 0.438											4	0	1	0	0	1				
Jerry Martin, R (1,8) OBP: 0.292, SLG: 0.468											4	0	0	0	0	3	1			
Larry Bittner, L (1,7) Jesus Figueroa, L (6,7) OBP: 0.327, SLG: 0.358 OBP: 0.392, SLG: 0.356										2	0	0	0	0	0	0				
Tim Blackwell, S (1,2) OBP: 0.286, SLG: 0.329										3	0	1	0	1	1	1				
Mike Tyson, R (1,4) OBP: 0.294, SLG: 0.359										4	0	1	0	0	1	3				
Rick Reuschel, R (1,1) George Riley, L (5,1) Ken Henderson, S (7,PH) Willie Hernandez, L (7,1) Cliff Johnson, R (9,PH) OBP: 0.175, SLG: 0.250 OBP: 0.338, SLG: 0.321 OBP: 0.250, SLG: 0.333 OBP: 0.320, SLG: 0.398										2	1	1	0	0	1	1				
Inning Stats	R: 0 E: 0 K: 0 S: 4	H: 1 LOB: 1 BB: 0 P: 4	R: 0 E: 0 K: 0 S: 4	H: 1 LOB: 1 BB: 0 P: 4	R: 1 E: 0 K: 0 S: 4	H: 1 LOB: 0 BB: 0 P: 4	R: 0 E: 0 K: 1 S: 5	H: 0 LOB: 0 BB: 0 P: 5	R: 0 E: 0 K: 3 S: 11	H: 2 LOB: 2 BB: 0 P: 11	R: 0 E: 0 K: 0 S: 3	H: 0 LOB: 1 BB: 1 P: 7	R: 1 E: 0 K: 1 S: 7	H: 2 LOB: 1 BB: 0 P: 7	R: 0 E: 0 K: 1 S: 6	H: 1 LOB: 1 BB: 0 P: 6	1B: 3 2B: 4 3B: 0 HR: 1	SF: 0 SAC: 0 DP: 0 HBP: 0	WP: 2 PB: 0 SB: 1 CS: 0	PA: 36
PITCHER Scott Sanderson, R (1,1) ERA: 3.31	IP: 9.0 WLS: W BF: 36 H: 8 R: 2 ER: 2 SO: 7 BB: 1 IBB: 0 HBP: 0 BLK: 0 WP: 2 HR: 1 S: 49 P: 53 ERA: 2.00 WHIP: 1.000											PITCHER	IP: WLS: BF: H: R: ER: SO: BB: IBB: HBP: BLK: WP: HR: S: P: ERA: WHIP:							

Chicago Cubs @ Montreal Expos
Olympic Stadium, Montreal, QB
Sat Jul 12 1980, 7:05 PM EDT
Unknown

AB 35
R 2
H 8
RBI 1
BB 1
SO 7
LOB 14



Batter	1	2	3	4	5	6	7	8	9	AB	R	H	RBI	BB	SO	LOB	BOTTOM	
Ron LeFlore, R (1,7) OBP: 0.331, SLG: 0.354										5	2	2	1	0	2	0		
Rodney Scott, S (1,4) OBP: 0.312, SLG: 0.293										4	2	3	1	1	1	1		
Andre Dawson, R (1,8) Jerry White, S (7,9) OBP: 0.341, SLG: 0.474										4	1	2	0	0	0	2		
Gary Carter, R (1,2) OBP: 0.317, SLG: 0.453										4	2	2	3	1	0	1		
Warren Cromartie, L (1,3) Tom Hutton, L (6,PH) OBP: 0.365, SLG: 0.460 OBP: 0.244, SLG: 0.189										3	1	1	1	0	1	3		
Larry Parrish, R (1,5) OBP: 0.313, SLG: 0.477										4	1	1	0	0	4			
Ellis Valentine, R (1,9) Rowland Office, L (7,8) OBP: 0.364, SLG: 0.484 OBP: 0.316, SLG: 0.360										4	1	2	3	0	2			
Chris Speier, R (1,6) Tony Bernazard, S (7,PH) OBP: 0.352, SLG: 0.333 OBP: 0.236, SLG: 0.328										3	0	1	0	0	2			
Scott Sanderson, R (1,1) OBP: 0.103, SLG: 0.143										4	0	0	0	0	3	2		
Inning Stats	R: 0 E: 0 K: 1 S: 5	H: 0 LOB: 2 BB: 2 P: 13	R: 0 E: 0 K: 1 S: 6	H: 1 LOB: 0 BB: 0 P: 6	R: 1 E: 0 K: 2 S: 9	H: 2 LOB: 0 BB: 0 P: 9	R: 3 E: 0 K: 0 S: 6	H: 4 LOB: 0 BB: 0 P: 6	R: 2 E: 0 K: 1 S: 10	H: 3 LOB: 2 BB: 0 P: 10	R: 0 E: 0 K: 2 S: 8	H: 1 LOB: 1 BB: 0 P: 8	R: 0 E: 0 K: 1 S: 5	H: 0 LOB: 0 BB: 0 P: 5	1B: 8 2B: 5 3B: 1 HR: 0	SF: 0 SAC: 0 DP: 1 HBP: 1	WP: 0 PB: 0 SB: 1 CS: 1	PA: 42
PITCHER Rick Reuschel, R (1,1) George Riley, L (5,1) Willie Hernandez, L (7,1) ERA: 4.36 ERA: 1.32 ERA: 4.57	IP: 4.0 WLS: L BF: 22 H: 4 R: 6 ER: 6 SO: 4 BB: 2 IBB: 0 HBP: 0 BLK: 0 WP: 0 HR: 0 S: 28 P: 36 ERA: 13.50 WHIP: 2.750											PITCHER	IP: WLS: BF: H: R: ER: SO: BB: IBB: HBP: BLK: WP: HR: S: P: ERA: WHIP:					

Chicago Cubs @ Montreal Expos
Olympic Stadium, Montreal, QB
Sat Jul 12 1980, 7:05 PM EDT
Unknown

AB 38
R 10
H 14
RBI 9
BB 2
SO 8
LOB 17



Batter	1	2	3	4	5	6	7	8	9	AB	R	H	RBI	BB	SO	LOB	TOP			
Ivan De Jesus, R OBP: 0.348, SLG: 0.382 (1, 6)	F9		4-3 WP 1B		E6 L3-6		HR 1B		P3	5	2	2	0	0	0	0				
Mick Kelleher, R OBP: 0.211, SLG: 0.170 Larry Blittner, L OBP: 0.325, SLG: 0.356 Mike Tyson, R OBP: 0.299, SLG: 0.359 (1, 4) (7, PH) (7, 4)	1B FC4-6 2B		4-1		L3-6		F7		1B BB	3	1	1	0	0	0	2				
Ken Henderson, S OBP: 0.326, SLG: 0.313 Dick Tidrow, R OBP: 0.350, SLG: 0.442 Bill Buckner, L OBP: 0.350, SLG: 0.442 (1, 7) (5, 1) (7, PH) (7, 3)	FC4-6 1B BB		4-3		K		L4		1B	2	0	0	0	1	1	1				
Cliff Johnson, R OBP: 0.329, SLG: 0.414 Bruce Sutter, R OBP: 0.200, SLG: 0.200 (1, 3) (7, 1)	FC4-6 1B		F9		F9		HR		G5-4-3 1B	4	1	2	4	0	0	0				
Jerry Martin, R OBP: 0.291, SLG: 0.474 (1, 8)	FC4-6 FC5-4				HR		6-3		G5-4-3	5	1	1	2	0	0	4				
Mike Vail, R OBP: 0.366, SLG: 0.439 (1, 9)	FC5-4				L6		E5 1B			4	0	2	0	0	0	2				
Steve Dillard, R OBP: 0.310, SLG: 0.380 (1, 5)			1-3				E5		FC6-4 FC4-6	4	0	1	0	0	0	2				
Mike O'Berry, R OBP: 0.200, SLG: 0.200 (1, 2)	F9				5-3		1B HR BB 1B		K	4	1	1	0	0	1	2				
Dennis Lamp, R OBP: 0.195, SLG: 0.132 Jesus Figueroa, L OBP: 0.396, SLG: 0.348 (1, 1) (5, 7)	G3				1-6-3		1B HR BB		FC4-6	2	0	0	0	0	0	1				
Inning Stats	R: 1 E: 0 K: 0 S: 5	H: 2 LOB: 2 BB: 1 P: 9	R: 0 E: 0 K: 0 S: 3	H: 0 LOB: 0 BB: 0 P: 3	R: 1 E: 0 K: 0 S: 4	H: 1 LOB: 1 BB: 0 P: 4	R: 1 E: 0 K: 0 S: 5	H: 2 LOB: 1 BB: 0 P: 5	R: 0 E: 1 K: 1 S: 4	H: 1 LOB: 2 BB: 0 P: 4	R: 4 E: 0 K: 0 S: 6	H: 3 LOB: 0 BB: 1 P: 10	R: 0 E: 0 K: 1 S: 6	H: 1 LOB: 1 BB: 0 P: 6	R: 1 E: 0 K: 0 S: 4	H: 2 LOB: 1 BB: 1 P: 8	1B: 8 2B: 3 3B: 0 HR: 2	SF: 0 SAC: 0 DP: 2 HBP: 0	WP: 1 PB: 0 SB: 0 CS: 0	PA: 41
PITCHER	IP WLS BF H R ER SO BB IBB HBP BLK WP HR S P ERA WHIP	IP WLS BF H R ER SO BB IBB HBP BLK WP HR S P ERA WHIP																		
Bill Lee, L ERA: 5.0 Stan Bahnsen, R ERA: 2.39 Elias Sosa, R ERA: 3.73 (1, 1) (7, 1) (9, 1)	6.0 L 9 3 2 2 1 0 0 0 0 0 1 11 11 7.50 1.500	2.0 5 2 1 1 0 1 0 0 0 0 0 0 4 8 9.00 3.000																		

Chicago Cubs @ Montreal Expos
Olympic Stadium, Montreal, QB
Sat Jul 12 1980, 7:05 PM EDT
Att: 48,620 - Unknown

AB	38
R	8
H	12
RBI	7
BB	3
SO	2
LOB	21



Batter	1	2	3	4	5	6	7	8	9	AB	R	H	RBI	BB	SO	LOB	BOTTOM			
Ron LeFlore, R OBP: 0.330, SLG: 0.351 (1, 7)	K		E3 SF8 1B		6-3		K		K	5	1	1	0	0	3	0				
Tony Bemazzard, S OBP: 0.293, SLG: 0.323 (1, 4)	S 2B 1B		4-3		6-3		F8		3-1	5	1	1	0	0	0	1				
Andre Dawson, R OBP: 0.371, SLG: 0.492 (1, 8)	2B BB		SF8				CS 1B		K	3	1	1	1	1	1	0				
Larry Parrish, R OBP: 0.316, SLG: 0.483 (1, 5)	6-3 2B		E 1B 2B 1B				K		K	4	1	2	2	0	2	1				
Warren Cromartie, L OBP: 0.367, SLG: 0.458 (1, 3)	6-3		E3 2B E 1B				BB BB BB		G3	3	1	1	0	1	0	1				
Jerry White, S OBP: 0.360, SLG: 0.487 (1, 9)	CS BB		E 2B				BB BB		4-3	2	1	1	1	2	0	0				
Chris Speier, R OBP: 0.355, SLG: 0.333 (1, 6)	CS		E7 1B				BB BB		1-3	3	0	1	2	1	0	0				
Bobby Ramos, R (1, 2)										3	0	0	0	1	1	4				
Rodney Scott, S OBP: 0.312, SLG: 0.293 Elias Sosa, R OBP: 0.200, SLG: 0.200 (8, PR) (9, 1)	F8		4-3				K		BB	0	0	0	0	0	0	0				
Bill Lee, L OBP: 0.267, SLG: 0.300 Stan Bahnsen, R OBP: 0.375, SLG: 0.333 John Tamarco, S OBP: 0.300, SLG: 0.351 (1, 1) (7, 1) (6, PH) (9, 2)	K				4-3		5-3		F9	3	0	0	0	0	0	1				
Inning Stats	R: 2 E: 0 K: 1 S: 6	H: 2 LOB: 1 BB: 2 P: 14	R: 0 E: 0 K: 1 S: 5	H: 0 LOB: 0 BB: 0 P: 5	R: 4 E: 3 K: 0 S: 8	H: 5 LOB: 1 BB: 0 P: 8	R: 0 E: 0 K: 0 S: 3	H: 0 LOB: 0 BB: 0 P: 3	R: 0 E: 0 K: 2 S: 7	H: 1 LOB: 3 BB: 3 P: 19	R: 0 E: 0 K: 1 S: 5	H: 0 LOB: 0 BB: 0 P: 5	R: 0 E: 0 K: 1 S: 5	H: 0 LOB: 1 BB: 1 P: 7	R: 0 E: 0 K: 2 S: 7	H: 0 LOB: 0 BB: 0 P: 7	1B: 6 2B: 2 3B: 0 HR: 0	SF: 1 SAC: 0 DP: 0 HBP: 0	WP: 0 PB: 0 SB: 1 CS: 2	PA: 40
PITCHER	IP WLS BF H R ER SO BB IBB HBP BLK WP HR S P ERA WHIP	IP WLS BF H R ER SO BB IBB HBP BLK WP HR S P ERA WHIP																		
Dennis Lamp, R ERA: 5.04 Dick Tidrow, R ERA: 2.09 Bruce Sutter, R ERA: 2.85 (1, 1) (5, 1) (7, 1)	4.2 W 4 0 0 0 2 0 0 0 0 0 0 8 8 0.00 0.000	1.1 10 0 0 0 3 1 0 0 0 0 0 0 15 19 0.00 0.333																		

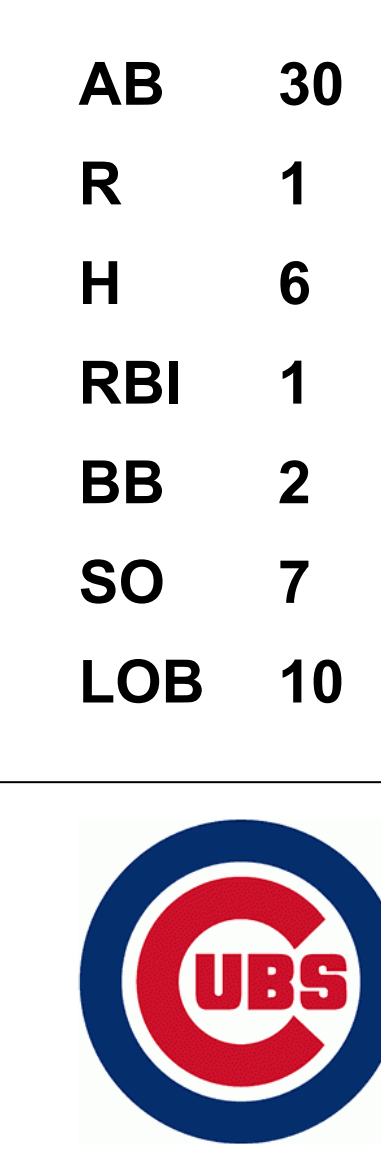
Chicago Cubs @ Montreal Expos
Olympic Stadium, Montreal, QB
Sat Jul 12 1980, 7:05 PM EDT
Att: 48,620 - Unknown

AB	32
R	6
H	8
RBI	6
BB	6
SO	8
LOB	8



Batter	1	2	3	4	5	6	7	8	9	AB	R	H	RBI	BB	SO	LOB	TOP							
Ivan De Jesus, R (1.6) OBP: 0.350, SLG: 0.382	4-0 BB G6-3			0-0 6-3		0-0 1-3		0-0 1B		3	0	1	0	1	0	1	Chicago Cubs @ Montreal Expos Olympic Stadium, Montreal, QB Sun Jul 13 1980, 3:33 AM EDT Att: 31,095 - Unknown							
Jesus Figueroa, L (1.7) OBP: 0.404, SLG: 0.360	0-0 G6-3			0-0 2B FC5-2 1B		0-0 BB 1B		0-0 1-3		4	0	2	1	0	0	2								
Bill Buckner, L (1.3) OBP: 0.352, SLG: 0.444	0-0 F8			0-0 1-3 2B		0-0 1-2 BB G1-4-3		0-0 4-3		3	0	1	0	1	0	0								
Mike Vail, R (1.9) OBP: 0.364, SLG: 0.436		0-0 CS 1B		0-0 FC5-2 1B		0-0 G1-4-3 1-2		0-3 K		4	0	1	0	0	1	4								
Jerry Martin, R (1.8) OBP: 0.287, SLG: 0.467		0-3 K		0-0 6-3			0-0 6-3		0-0 P4		4	0	0	0	0	1		3						
Steve Dillard, R (1.5) OBP: 0.300, SLG: 0.366		0-0 5-3			0-0 4-3		0-0 L9				3	0	0	0	0	0		0						
Tim Blackwell, S (1.2) OBP: 0.280, SLG: 0.322			0-0 5-3		0-3 K		0-0 F2				3	0	0	0	0	1		0						
Mike Tyson, R (1.4) OBP: 0.295, SLG: 0.353			0-0 4-3		0-3 K			0-3 K		2	0	0	0	0	1	0		livebaseballscores.com						
Larry Blittner, L (8, PH) OBP: 0.322, SLG: 0.353										1	0	0	0	0	1	0								
Mick Kelleher, R (8, 4) OBP: 0.211, SLG: 0.170										0	0	0	0	0	0	0								
Doug Capilla, L (1, 1) OBP: 0.250, SLG: 0.500			0-3 K			0-0 1B 3B		0-3 K		2	1	1	0	0	1	0								
Dick Tidrow, R (6, 1) Cliff Johnson, R (8, PH) Bill Caudill, R (8, 1)										0	0	0	0	0	0	0	0							
Inning Stats	R: 0 E: 0 K: 0 S: 2	H: 0 LOB: 0 BB: 1 P: 6	R: 0 E: 0 K: 1 S: 5	H: 1 LOB: 0 BB: 0 P: 5	R: 0 E: 0 K: 1 S: 5	H: 0 LOB: 0 BB: 0 P: 5	R: 0 E: 0 K: 0 S: 5	H: 2 LOB: 2 BB: 0 P: 5	R: 0 E: 0 K: 2 S: 7	H: 0 LOB: 0 BB: 0 P: 7	R: 1 E: 0 K: 0 S: 4	H: 2 LOB: 1 BB: 1 P: 8	R: 0 E: 0 K: 0 S: 3	H: 0 LOB: 0 BB: 0 P: 3	R: 0 E: 0 K: 2 S: 8	H: 1 LOB: 1 BB: 0 P: 8	R: 0 E: 0 K: 1 S: 5	H: 0 LOB: 0 BB: 0 P: 5	1B: 4 2B: 1 3B: 1 HR: 0	SF: 0 SAC: 0 DP: 2 HBP: 0	WP: 0 PB: 0 SB: 0 CS: 1	PA: 32		
PITCHER	IP WLS BF H R ER SO BB IBB HBP BLK WP HR S P ERA WHIP	5.1 L 21 5 1 1 4 2 0 0 0 0 0 27 35 1.69 1.312	3.2 W 11 1 0 0 3 0 0 0 0 0 0 17 17 0.00 0.273																					

Batter	1	2	3	4	5	6	7	8	9	AB	R	H	RBI	BB	SO	LOB	BOTTOM						
Ron LeFlore, R (1.7) OBP: 0.328, SLG: 0.348	0-0 5-3		0-0 F9			4-0 1B 4-3 BB		0-3 K		3	1	0	0	1	1	0	Chicago Cubs @ Montreal Expos Olympic Stadium, Montreal, QB Sun Jul 13 1980, 3:33 AM EDT Att: 31,095 - Unknown						
Rodney Scott, S (1.4) OBP: 0.314, SLG: 0.293	0-0 CS 1B			4-0 L6-3 BB		0-0 1-3		0-0 6-3		3	0	1	0	1	0	1							
Andre Dawson, R (1.8) OBP: 0.369, SLG: 0.489	0-3 K			0-0 L6-3		0-0 S 4-3 1B		0-0 6-3		4	0	1	0	0	1	2							
Gary Carter, R (1.2) OBP: 0.317, SLG: 0.462		0-0 L6		0-0 HR		0-0 4-3		0-0 1-2 3-H		3	1	1	2	0	0	1							
Warren Cromartie, L (1.3) OBP: 0.370, SLG: 0.465		0-0 4-3		0-0 3B		0-0 S IBB		0-0 2-3		2	0	1	0	1	0	0							
Larry Parrish, R (1.5) OBP: 0.317, SLG: 0.478		4-0 E BB		0-0 L4		0-3 K		0-0 1-2		2	0	0	0	1	1	3							
Ellis Valentine, R (1.9) OBP: 0.358, SLG: 0.475		0-3 K			0-0 F3		0-3 K			3	0	0	0	0	2	1							
Chris Speier, R (1.6) OBP: 0.355, SLG: 0.333			0-0 F9		0-0 G5-6-4 1B		0-0 6-3			3	0	1	0	0	0	0							
Charlie Lea, R (1, 1) Stan Bahnsen, R (6, 1)			0-3 K		0-0 G5-6-4 1-2		0-0 F9			2	0	0	0	0	1	1							
Inning Stats	R: 0 E: 0 K: 1 S: 5	H: 1 LOB: 0 BB: 0 P: 5	R: 0 E: 1 K: 1 S: 5	H: 0 LOB: 1 BB: 1 P: 9	R: 0 E: 0 K: 1 S: 5	H: 0 LOB: 0 BB: 0 P: 5	R: 1 E: 0 K: 0 S: 4	H: 2 LOB: 1 BB: 1 P: 8	R: 0 E: 0 K: 0 S: 3	H: 1 LOB: 0 BB: 0 P: 3	R: 1 E: 0 K: 0 S: 6	H: 1 LOB: 2 BB: 2 P: 14	R: 0 E: 0 K: 1 S: 5	H: 0 LOB: 0 BB: 0 P: 5	R: 0 E: 0 K: 1 S: 5	H: 0 LOB: 0 BB: 0 P: 5		1B: 3 2B: 1 3B: 1 HR: 1	SF: 0 SAC: 0 DP: 2 HBP: 0	WP: 0 PB: 0 SB: 2 CS: 1	PA: 30		
PITCHER	IP WLS BF H R ER SO BB IBB HBP BLK WP HR S P ERA WHIP	5.1 L 21 5 2 2 3 3 0 0 0 0 0 24 36 3.38 1.500	1.2 6 0 0 0 2 0 1 0 0 0 0 9 13 0.00 0.000	1.0 3 0 0 0 1 0 0 0 0 0 0 5 5 0.00 0.000																			




Batter	1	2	3	4	5	6	7	8	9	AB	R	H	RBI	BB	SO	LOB	TOP					
Ron LeFlore, R OBP: 0.328, SLG: 0.345	L4		L4		L4		6-3			3	1	0	0	1	0	0						
Rodney Scott, S OBP: 0.313, SLG: 0.292	HR		L5		4-3			K		4	1	1	0	0	1	1						
Andre Dawson, R OBP: 0.371, SLG: 0.500	HR						F9	1-3		4	1	2	3	0	0	0						
Gary Carter, R OBP: 0.313, SLG: 0.455	P4		P4				P5	5-3		4	0	0	0	0	0	1						
Warren Cromartie, L OBP: 0.388, SLG: 0.462	F7						F7		6-3	4	1	1	0	0	0	0						
Larry Parrish, R OBP: 0.315, SLG: 0.473		F8		3-1			HR	F7		4	1	1	0	0	0	1						
Ellis Valentine, R OBP: 0.366, SLG: 0.518		6-3					HR	HR		4	2	3	4	0	0	0						
Chris Speier, R OBP: 0.350, SLG: 0.328										3	0	0	0	0	1	1						
Tony Bernazard, S OBP: 0.297, SLG: 0.328										1	0	1	0	0	0	0						
David Palmer, R OBP: 0.263, SLG: 0.250										2	0	0	0	0	0	1	0					
Fred Norman, S OBP: 0.228, SLG: 0.184										0	0	0	0	0	0	0	0					
Tom Hutton, L OBP: 0.222, SLG: 0.125										0	0	0	0	0	0	0	0					
Bill Gullickson, R OBP: 0.320, SLG: 0.200										0	0	0	0	0	0	0	0					
Elias Sosa, R OBP: 0.295, SLG: 0.342										1	0	0	0	0	0	1						
Inning Stats	R: 2 E: 0 K: 0 S: 5	H: 2 LOB: 0 BB: 0 P: 5	R: 0 E: 0 K: 0 S: 3	H: 0 LOB: 0 BB: 0 P: 3	R: 1 E: 0 K: 0 S: 4	H: 1 LOB: 1 BB: 1 P: 8	R: 1 E: 0 K: 1 S: 6	H: 2 LOB: 0 BB: 0 P: 6	R: 0 E: 0 K: 0 S: 5	H: 0 LOB: 0 BB: 0 P: 5	R: 0 E: 0 K: 0 S: 3	H: 0 LOB: 0 BB: 0 P: 3	R: 2 E: 0 K: 0 S: 5	H: 2 LOB: 0 BB: 0 P: 5	R: 0 E: 0 K: 1 S: 5	H: 0 LOB: 1 BB: 0 P: 5	R: 1 E: 0 K: 0 S: 5	H: 2 LOB: 1 BB: 0 P: 5	1B: 6 2B: 0 3B: 0 HR: 3	SF: 0 SAC: 0 DP: 0 HBP: 0	WP: 0 PB: 0 SB: 1 CS: 1	PA: 36
PITCHER Paul Moskau, R ERA: 3.96	IP: 9.0 WLS: W BF: 36 H: 9 R: 7 ER: 7 SO: 3 BB: 1 IBB: 0 HBP: 0 BLK: 0 WP: 0 HR: 3 S: 41 P: 45 ERA: 7.00 WHIP: 1.111															PITCHER						

Montreal Expos @ Cincinnati Reds
Riverfront Stadium, Cincinnati, OH
Tue Jul 15 1980, 7:05 PM EDT
Att: 21,589 - Unknown

AB	35
R	7
H	9
RBI	7
BB	1
SO	3
LOB	5



Batter	1	2	3	4	5	6	7	8	9	AB	R	H	RBI	BB	SO	LOB	BOTTOM												
Sam Mejias, R OBP: 0.333, SLG: 0.342	1B		E5		6-3	K		2B		5	2	2	0	0	1	0													
Dave Concepcion, R OBP: 0.300, SLG: 0.346	1B		6-3		HR	K		L6		5	2	2	0	0	1	4													
Ken Griffey, L OBP: 0.388, SLG: 0.464	1B				HR					5	2	4	3	0	0	0													
George Foster, R OBP: 0.339, SLG: 0.459	G6-4-3		E5		HR			F2		4	1	1	3	1	0	2													
Ray Knight, R OBP: 0.319, SLG: 0.465	5-3		FC4		HR					4	1	2	0	0	0	1													
Johnny Bench, R OBP: 0.357, SLG: 0.535		4-3			HR					4	1	1	2	0	1	2													
Harry Spillman, L OBP: 0.324, SLG: 0.490										4	0	1	0	0	1	2													
Dan Driessen, L OBP: 0.387, SLG: 0.457		4-3								0	0	0	0	0	0	0													
Junior Kennedy, R OBP: 0.345, SLG: 0.363										3	1	0	0	1	1	1													
Paul Moskau, R OBP: 0.125, SLG: 0.130										3	1	0	0	1	1	0													
Inning Stats	R: 2 E: 0 K: 0 S: 5	H: 3 LOB: 0 BB: 0 P: 5	R: 0 E: 0 K: 0 S: 3	H: 0 LOB: 0 BB: 0 P: 3	R: 2 E: 2 K: 1 S: 8	H: 1 LOB: 1 BB: 0 P: 8	R: 0 E: 0 K: 1 S: 5	H: 0 LOB: 0 BB: 0 P: 5	R: 5 E: 0 K: 0 S: 9	H: 6 LOB: 1 BB: 0 P: 9	R: 0 E: 0 K: 2 S: 7	H: 0 LOB: 0 BB: 0 P: 7	R: 0 E: 0 K: 2 S: 8	H: 1 LOB: 2 BB: 1 P: 12	R: 2 E: 0 K: 0 S: 4	H: 2 LOB: 1 BB: 2 P: 12	1B: 10 2B: 1 3B: 0 HR: 2	SF: 0 SAC: 0 DP: 1 HBP: 0	WP: 0 PB: 0 SB: 1 CS: 0	PA: 40									
PITCHER David Palmer, R ERA: 2.83	IP: 4.2 WLS: L BF: 24 H: 9 R: 9 ER: 7 SO: 2 BB: 0 IBB: 0 HBP: 0 BLK: 0 WP: 0 HR: 2 S: 28 P: 28 ERA: 13.50 WHIP: 1.929															PITCHER													
Fred Norman, L ERA: 4.95	1.1	5	1	0	0	2	0	0	0	0	0	9	9	0.00	0.750														
Bill Gullickson, R ERA: 5.35	1.0	8	2	2	2	2	3	0	0	0	0	9	21	18.00	5.000														
Elias Sosa, R ERA: 3.66	1.0	3	1	0	0	0	0	0	0	0	0	3	3	0.00	1.000														

Montreal Expos @ Cincinnati Reds
Riverfront Stadium, Cincinnati, OH
Tue Jul 15 1980, 7:05 PM EDT
Att: 21,589 - Unknown

AB	37
R	11
H	13
RBI	8
BB	3
SO	6
LOB	12



Batter	1	2	3	4	5	6	7	8	9	AB	R	H	RBI	BB	SO	LOB	TOP								
Ron LeFlore, R OBP: 0.328, SLG: 0.352 (1, 7)										5	0	2	0	0	1	0									
Rodney Scott, S OBP: 0.315, SLG: 0.292 (1, 4)										4	2	1	0	1	3	1									
Andre Dawson, R OBP: 0.366, SLG: 0.493 (1, 8)										4	0	0	0	0	2	3									
Ellis Valentine, R OBP: 0.374, SLG: 0.535 (1, 9)										4	2	3	2	0	1	0									
Warren Cromartie, L OBP: 0.372, SLG: 0.463 (1, 3)										2	1	1	0	2	0	0									
Gary Carter, R OBP: 0.312, SLG: 0.453 (1, 2)										4	0	1	2	0	1	3									
Larry Parrish, R OBP: 0.314, SLG: 0.484 (1, 5)										4	1	1	1	0	1	3									
Chris Speier, R OBP: 0.343, SLG: 0.320 (1, 6)										4	0	0	0	0	0	0									
Steve Rogers, R OBP: 0.280, SLG: 0.163 Stan Bahnsen, R OBP: 0.300, SLG: 0.250 (7, 1)										3	0	0	0	0	0	0									
										1	0	0	0	0	1	0									
Inning Stats	R: 2 E: 1 K: 1 S: 7	H: 3 LOB: 1 BB: 1 P: 11	R: 1 E: 0 K: 0 S: 4	H: 1 LOB: 0 BB: 0 P: 4	R: 0 E: 0 K: 3 S: 9	H: 0 LOB: 0 BB: 0 P: 9	R: 0 E: 0 K: 1 S: 5	H: 0 LOB: 0 BB: 0 P: 5	R: 0 E: 0 K: 1 S: 5	H: 0 LOB: 0 BB: 0 P: 5	R: 2 E: 1 K: 2 S: 9	H: 2 LOB: 1 BB: 1 P: 13	R: 0 E: 0 K: 0 S: 3	H: 0 LOB: 0 BB: 0 P: 3	R: 1 E: 0 K: 0 S: 5	H: 2 LOB: 2 BB: 1 P: 9	R: 0 E: 0 K: 2 S: 8	H: 1 LOB: 1 BB: 0 P: 8	1B: 5 2B: 2 3B: 1 HR: 1	SF: 0 SAC: 0 DP: 1 HBP: 0	WP: 0 PB: 0 CS: 0	PA: 38			
PITCHER	IP	WLS	BF	H	R	ER	SO	BB	IBB	HBP	BLK	WP	HR	S	P	ERA	WHIP								
Mario Soto, R ERA: 4.23 Doug Bair, R ERA: 5.12	(1, 1)	7.0	L	28	6	5	4	8	1	1	0	1	0	42	50	5.14	1.000								
	(8, 1)	2.0		10	3	1	1	2	0	1	0	0	0	13	17	4.50	1.500								

Montreal Expos @ Cincinnati Reds
Riverfront Stadium, Cincinnati, OH
Wed Jul 16 1980, 7:05 PM EDT
Att: 20,023 - Unknown

AB 35
R 6
H 9
RBI 5
BB 3
SO 10
LOB 10



Batter	1	2	3	4	5	6	7	8	9	AB	R	H	RBI	BB	SO	LOB	BOTTOM								
Sam Mejias, R OBP: 0.329, SLG: 0.377 Johnny Bench, R OBP: 0.355, SLG: 0.533 (9, FH)										4	1	1	1	0	0	0									
Dave Concepcion, R OBP: 0.298, SLG: 0.344 (1, 6)										5	0	1	0	0	0	0									
Ken Griffey, L OBP: 0.387, SLG: 0.459 (1, 9)										3	0	0	0	1	0	1									
George Foster, R OBP: 0.341, SLG: 0.460 (1, 7)										4	0	2	0	0	1	0									
Dan Driessen, L OBP: 0.388, SLG: 0.456 (1, 3)										3	1	1	0	1	0	2									
Ray Knight, R OBP: 0.321, SLG: 0.478 (1, 5)										4	1	2	2	0	0	2									
Joe Nolan, L OBP: 0.342, SLG: 0.406 (1, 2)										3	1	1	1	1	0	1									
Junior Kennedy, R OBP: 0.340, SLG: 0.358 (1, 4)										4	0	0	0	0	1	4									
Mario Soto, R Cesar Geronimo, L OBP: 0.322, SLG: 0.318 Doug Bair, R Harry Spilman, L OBP: 0.333, SLG: 0.409 (9, FH)										2	0	0	0	0	0	3									
										1	0	0	0	0	0	0									
										0	0	0	0	0	0	0									
										1	0	1	0	0	0	0									
Inning Stats	R: 0 E: 0 K: 0 S: 3	H: 0 LOB: 0 BB: 0 P: 3	R: 0 E: 0 K: 1 S: 6	H: 1 LOB: 3 BB: 2 P: 14	R: 0 E: 0 K: 0 S: 4	H: 1 LOB: 2 BB: 1 P: 8	R: 0 E: 0 K: 0 S: 3	H: 0 LOB: 0 BB: 0 P: 3	R: 0 E: 0 K: 1 S: 5	H: 0 LOB: 0 BB: 0 P: 5	R: 3 E: 0 K: 0 S: 7	H: 4 LOB: 1 BB: 0 P: 7	R: 1 E: 0 K: 0 S: 5	H: 2 LOB: 1 BB: 0 P: 5	R: 0 E: 0 K: 0 S: 3	H: 1 LOB: 0 BB: 0 P: 3	1B: 5 2B: 1 3B: 0 HR: 3	SF: 0 SAC: 0 DP: 1 HBP: 0	WP: 0 PB: 0 CS: 0	PA: 38					
PITCHER	IP	WLS	BF	H	R	ER	SO	BB	IBB	HBP	BLK	WP	HR	S	P	ERA	WHIP								
Steve Rogers, R ERA: 3.03 Stan Bahnsen, R ERA: 2.29	(1, 1)	6.2	W	28	5	3	3	2	3	0	0	0	0	29	41	4.05	1.200								
	(7, 1)	2.1	S	10	4	1	1	0	0	0	0	0	0	10	10	3.86	1.714								

Montreal Expos @ Cincinnati Reds
Riverfront Stadium, Cincinnati, OH
Wed Jul 16 1980, 7:05 PM EDT
Att: 20,023 - Unknown

AB 35
R 4
H 9
RBI 4
BB 3
SO 2
LOB 14



Batter	1	2	3	4	5	6	7	8	9	AB	R	H	RBI	BB	SO	LOB	TOP																
Ron LeFlore, R OBP: 0.337, SLG: 0.362 (1, 7)										3	1	1	0	1	1	0	Montreal Expos @ Houston Astros Astrodome, Houston, TX Sat Jul 19 1980, 8:05 PM EDT Att: 40,499 - Unknown																
Rodney Scott, S OBP: 0.314, SLG: 0.292 (1, 4)										3	1	0	0	1	0	1																	
Andre Dawson, R OBP: 0.367, SLG: 0.498 (1, 8)										4	0	2	2	0	0	1																	
Ellis Valentine, R OBP: 0.365, SLG: 0.511 (1, 9)										4	0	0	0	0	1	3																	
Warren Cromartie, L OBP: 0.367, SLG: 0.453 (1, 3)										3	0	0	0	1	1	0																	
Gary Carter, R OBP: 0.309, SLG: 0.463 (1, 2)										4	0	0	0	0	0	2																	
Larry Parrish, R OBP: 0.309, SLG: 0.468 (1, 5)										4	0	2	0	0	1	0																	
Chris Speier, R OBP: 0.332, SLG: 0.308 (1, 6)										3	0	0	0	0	0	2																	
Charlie Lea, R (1, 1)										3	0	0	0	0	0	1																	
Fred Norman, S (7, 1)										0	0	0	0	0	0	0																	
Elias Sosa, R OBP: 0.200, SLG: 0.200 (7, 1)										0	0	0	0	0	0	0																	
Inning Stats	R: 0 E: 0 K: 2 S: 8	H: 1 LOB: 1 BB: 0 P: 8	R: 0 E: 0 K: 0 S: 4	H: 1 LOB: 1 BB: 0 P: 4	R: 0 E: 0 K: 0 S: 3	H: 0 LOB: 0 BB: 0 P: 3	R: 0 E: 0 K: 1 S: 5	H: 0 LOB: 0 BB: 0 P: 5	R: 0 E: 1 K: 0 S: 4	H: 1 LOB: 1 BB: 0 P: 4	R: 0 E: 0 K: 0 S: 3	H: 0 LOB: 0 BB: 0 P: 3	R: 0 E: 0 K: 0 S: 3	H: 0 LOB: 0 BB: 0 P: 3	R: 1 E: 0 K: 0 S: 4	H: 2 LOB: 0 BB: 0 P: 4	R: 0 E: 0 K: 1 S: 5	H: 0 LOB: 0 BB: 0 P: 5	1B: 4 2B: 1 3B: 0 HR: 0	SF: 0 SAC: 0 DP: 1 HBP: 0	WP: 0 PB: 0 SB: 3 CS: 0	PA: 34											
PITCHER	IP WLS BF H R ER SO BB IBB HBP BLK WP HR S P ERA WHIP																																
Joaquin Andujar, R ERA: 4.01 Dave Smith, R ERA: 2.31	(1, 1) (8, 1)	7.0 S	27 7	3 2	1 1	1 1	3 1	2 0	1 0	0 0	0 1	0 0	0 9	30 9	42 9	1.29 4.50	0.714 1.000																

Batter	1	2	3	4	5	6	7	8	9	AB	R	H	RBI	BB	SO	LOB	BOTTOM																
Terry Puhl, L OBP: 0.368, SLG: 0.441 (1, 9)										3	1	0	0	2	1	2	Montreal Expos @ Houston Astros Astrodome, Houston, TX Sat Jul 19 1980, 8:05 PM EDT Att: 40,499 - Unknown																
Joe Morgan, L OBP: 0.347, SLG: 0.359 (1, 4)										4	1	0	0	1	0	3																	
Denny Walling, L OBP: 0.385, SLG: 0.421 (1, 7)										4	0	1	2	0	0	0																	
Danny Heep, L OBP: 0.400, SLG: 0.308 Dave Smith, R (8, 1)										3	0	3	1	1	0	0																	
Cesar Cedeno, R OBP: 0.375, SLG: 0.476 (1, 8)										2	0	0	0	2	0	2																	
Art Howe, R OBP: 0.339, SLG: 0.407 (1, 5)										4	0	0	0	0	2	6																	
Alan Ashby, S OBP: 0.324, SLG: 0.348 (1, 2)										3	0	1	0	1	0	2																	
Craig Reynolds, L OBP: 0.231, SLG: 0.292 Dave Bergman, L OBP: 0.255, SLG: 0.196 (1, 6) (8, 3)										3	1	1	1	0	1	2																	
Joaquin Andujar, S OBP: 0.182, SLG: 0.182 Rafael Landestoy, S OBP: 0.318, SLG: 0.365 (1, 1) (7, Ph) (8, 6)										2	0	0	0	0	2	0																	
Inning Stats	R: 0 E: 0 K: 0 S: 2	H: 0 LOB: 0 BB: 1 P: 6	R: 0 E: 0 K: 0 S: 3	H: 0 LOB: 2 BB: 2 P: 11	R: 0 E: 0 K: 1 S: 5	H: 0 LOB: 0 BB: 0 P: 5	R: 0 E: 0 K: 1 S: 6	H: 1 LOB: 2 BB: 1 P: 10	R: 0 E: 0 K: 3 S: 9	H: 0 LOB: 0 BB: 0 P: 9	R: 0 E: 0 K: 0 S: 4	H: 1 LOB: 1 BB: 0 P: 4	R: 4 E: 1 K: 1 S: 9	H: 4 LOB: 3 BB: 3 P: 21	R: 0 E: 0 K: 0 S: 5	H: 2 LOB: 2 BB: 0 P: 5	1B: 6 2B: 1 3B: 0 HR: 1	SF: 0 SAC: 0 DP: 0 HBP: 0	WP: 0 PB: 0 SB: 2 CS: 1	PA: 38													
PITCHER	IP WLS BF H R ER SO BB IBB HBP BLK WP HR S P ERA WHIP																																
Charlie Lea, R ERA: 2.89 Fred Norman, L ERA: 5.13 Elias Sosa, R ERA: 3.52	(1, 1) (7, 1) (7, 1)	6.2 0.0 1.1	28 3 7	4 2 2	3 1 0	3 1 0	6 0 0	4 1 0	0 0 0	0 0 0	0 0 0	0 2 6	10 6 10	35 6 10	55 6 10	4.05 ∞ 0.00	1.200 ∞ 2.250																

Batter	1	2	3	4	5	6	7	8	9	AB	R	H	RBI	BB	SO	LOB	TOP										
Ron LeFlore, R OBP: 0.338, SLG: 0.364 Jerry White, S OBP: 0.368, SLG: 0.512	0-0 4-3 E 1B	0-0 FC1-6 1B		0-0 F9			0-0 5-3		0-3 K	4	1	2	1	0	0	1											
Rodney Scott, S OBP: 0.310, SLG: 0.287	0-0 4-3	0-0 FC1-6 S 1B		0-0 5-3			0-0 G3		0-0 F9	5	0	0	0	0	0	5											
Andre Dawson, R OBP: 0.366, SLG: 0.495	0-0 6-3 E 1B	0-0 5-3			0-0 5-3			0-0 E6 S 1B		4	1	1	1	0	0	2											
Ellis Valentine, R OBP: 0.363, SLG: 0.522	0-0 6-3 1-H		0-0 HR		0-0 1-3			0-3 K 1-2		4	1	1	2	0	1	1											
Warren Cromartie, L OBP: 0.383, SLG: 0.448	0-0 4-3		0-0 6-3		0-0 F7			0-0 F7		4	0	0	0	0	0	1											
Larry Parrish, R OBP: 0.313, SLG: 0.466		0-0 FC1-6 1B	0-0 4-3		0-0 F7			4-0 IBB		3	0	1	0	1	0	0											
Tony Bernazard, S OBP: 0.293, SLG: 0.338		0-0 FC1-6 2B	0-0 1-3		0-0 G3			0-3 K		4	1	0	0	0	1	3											
Bobby Ramos, R OBP: 0.375, SLG: 0.333		0-0 1B 1B 2B		4-0 BB	0-0 6-3			0-3 K		3	1	1	1	1	1	0											
Bill Gullickson, R OBP: 0.308, SLG: 0.250		0-0 1B	0-3 K		0-0 F3			0-0 1B		4	0	2	0	0	1	1											
Inning Stats	R: 2 E: 2 K: 0 S: 5	H: 2 LOB: 0 BB: 0 P: 5	R: 2 E: 0 K: 0 S: 7	H: 4 LOB: 2 BB: 0 P: 7	R: 1 E: 0 K: 1 S: 4	H: 1 LOB: 0 BB: 0 P: 4	R: 0 E: 0 K: 1 S: 5	H: 0 LOB: 1 BB: 1 P: 9	R: 0 E: 0 K: 0 S: 3	H: 0 LOB: 0 BB: 0 P: 3	R: 0 E: 0 K: 0 S: 3	H: 0 LOB: 0 BB: 0 P: 3	R: 0 E: 1 K: 2 S: 8	H: 0 LOB: 2 BB: 1 P: 12	R: 0 E: 0 K: 2 S: 8	H: 1 LOB: 1 BB: 0 P: 8	1B: 6 2B: 1 3B: 0 HR: 1	SF: 0 SAC: 0 DP: 0 HBP: 0	WP: 0 PB: 0 SB: 2 CS: 0	PA: 38							
PITCHER	IP	WLS	BF	H	R	ER	SO	BB	IBB	HBP	BLK	WP	HR	S	P	ERA	WHIP										
Gordie Pladson, R ERA: 7.2	1.1	L	10	6	4	3	0	0	0	0	0	0	0	10	10	20.25	4.500										
Bert Roberge, R ERA: 1.59	5.2		19	1	1	1	1	1	0	0	0	0	1	20	24	1.59	0.353										
Joe Sambito, L ERA: 2.17	2.0		9	1	0	0	4	0	1	0	0	0	0	16	20	0.00	0.500										

Montreal Expos @ Houston Astros
Astrodome, Houston, TX
Sat Jul 19 1980, 8:05 PM EDT
Att: 39,507 - Unknown

AB	36
R	5
H	8
RBI	5
BB	2
SO	5
LOB	15





Batter	1	2	3	4	5	6	7	8	9	AB	R	H	RBI	BB	SO	LOB	BOTTOM										
Rafael Landestoy, S OBP: 0.321, SLG: 0.362	4-0 1B S BB		0-3 K		4-0 BB		0-0 4-3			2	1	0	0	2	1	1											
Denny Walling, L OBP: 0.386, SLG: 0.421 Terry Puhl, L OBP: 0.366, SLG: 0.438	0-0 BB BB SF7 1B		0-0 E6		0-0 F7		0-0 G3			2	1	1	0	0	0	0											
Danny Heep, L OBP: 0.316, SLG: 0.235	0-0 F5		0-0 F9		0-0 F9		0-0 F9			4	0	0	0	0	0	3											
Jose Cruz, L OBP: 0.366, SLG: 0.427	4-0 SF7 BB BB		0-0 G3		0-0 BB 1B		4-0 BB BB			2	0	1	0	2	0	1											
Cesar Cedeno, R OBP: 0.375, SLG: 0.474 Jeffrey Leonard, R OBP: 0.260, SLG: 0.303	4-0 CS BB		0-0 F7		0-3 K		0-0 G6-4-3			1	0	0	1	1	0	0											
Art Howe, R OBP: 0.337, SLG: 0.402	0-0 SF7		0-0 5-3		0-0 BB		4-0 BB		0-0 F3	2	0	0	1	1	0	0											
Alan Ashby, S OBP: 0.318, SLG: 0.340	0-0 CS	0-0 4-3		0-0 4-3		0-0 F7		0-0 G3		4	0	0	0	0	0	2											
Craig Reynolds, L OBP: 0.235, SLG: 0.296		0-0 F8		0-0 G4-6-3 1B		0-0 F6		0-0 1B		4	0	2	0	0	0	0											
Gordie Pladson, R Bert Roberge, R Dave Bergman, L OBP: 0.250, SLG: 0.213 Joe Sambito, L Joe Morgan, L OBP: 0.346, SLG: 0.357	0-3 K		0-0 G4-6-3		0-0 4-3 1B		0-0 G3			0	0	0	0	0	0	0											
Inning Stats	R: 2 E: 0 K: 0 S: 3	H: 1 LOB: 1 BB: 3 P: 15	R: 0 E: 0 K: 1 S: 5	H: 0 LOB: 0 BB: 0 P: 5	R: 0 E: 1 K: 1 S: 6	H: 0 LOB: 1 BB: 0 P: 6	R: 0 E: 0 K: 0 S: 3	H: 0 LOB: 0 BB: 0 P: 3	R: 0 E: 0 K: 0 S: 3	H: 1 LOB: 1 BB: 1 P: 7	R: 0 E: 0 K: 1 S: 6	H: 1 LOB: 2 BB: 1 P: 10	R: 0 E: 0 K: 0 S: 4	H: 1 LOB: 1 BB: 0 P: 4	R: 0 E: 0 K: 0 S: 2	H: 0 LOB: 0 BB: 1 P: 6	R: 0 E: 0 K: 0 S: 4	H: 1 LOB: 1 BB: 0 P: 4	1B: 5 2B: 0 3B: 0 HR: 0	SF: 1 SAC: 0 DP: 2 HBP: 0	WP: 0 PB: 0 SB: 1 CS: 1	PA: 37					
PITCHER	IP	WLS	BF	H	R	ER	SO	BB	IBB	HBP	BLK	WP	HR	S	P	ERA	WHIP										
Bill Gullickson, R ERA: 4.72	9.0	W	36	5	2	2	3	6	0	0	0	0	0	36	60	2.00	1.222										

Montreal Expos @ Houston Astros
Astrodome, Houston, TX
Sat Jul 19 1980, 8:05 PM EDT
Att: 39,507 - Unknown

AB	29
R	2
H	5
RBI	2
BB	6
SO	3
LOB	13



Batter	1	2	3	4	5	6	7	8	9	AB	R	H	RBI	BB	SO	LOB	TOP	
Ron LeFlore, R (1, 7) OBP: 0.338, SLG: 0.362	F9		K2-3			1-3		2H 1B		4	0	1	1	0	1	0	Montreal Expos @ Houston Astros Astrodome, Houston, TX Sun Jul 20 1980, 8:05 PM EDT Att: 28,513 - Unknown 	
Rodney Scott, S (1, 4) OBP: 0.306, SLG: 0.283	K			4-3			K	F8		4	0	0	0	0	2	1		
Andre Dawson, R (1, 8) OBP: 0.364, SLG: 0.492	K			4-3			1B		F8	4	0	1	0	0	1	0		
Ellis Valentine, R (1, 9) OBP: 0.361, SLG: 0.532		K			K		K			4	1	1	1	0	3	1		
Warren Cromartie, L (1, 3) OBP: 0.362, SLG: 0.444		S BB				F7				3	0	0	0	1	1	1		
Gary Carter, R (1, 2) OBP: 0.305, SLG: 0.457	F9				F8				4-3	4	0	0	0	0	1	1		
Larry Parrish, R (1, 5) OBP: 0.308, SLG: 0.459					4-3				K	3	0	0	0	0	2	1		
Chris Speier, R (1, 6) OBP: 0.332, SLG: 0.305			6-3			6-3			2B BB	2	1	0	0	1	0	0		
Steve Rogers, R (1, 1) OBP: 0.269, SLG: 0.156					5-3					2	0	0	0	0	1	0		
Tom Hutton, L (8, PH) OBP: 0.256, SLG: 0.231						K				1	1	1	1	0	0	0		
Fred Norman, S (8, 1)								1H	1B 2B	0	0	0	0	0	0	0		
Inning Stats	R: 0 E: 0 K: 2 S: 7	H: 0 LOB: 0 BB: 0 P: 7	R: 0 E: 0 K: 2 S: 7	H: 0 LOB: 1 BB: 1 P: 11	R: 0 E: 0 K: 1 S: 5	H: 0 LOB: 0 BB: 0 P: 5	R: 0 E: 0 K: 1 S: 5	H: 0 LOB: 0 BB: 0 P: 5	R: 0 E: 0 K: 3 S: 10	H: 1 LOB: 1 BB: 0 P: 10	R: 2 E: 0 K: 1 S: 7	H: 2 LOB: 1 BB: 1 P: 11	R: 1 E: 0 K: 1 S: 6	H: 1 LOB: 0 BB: 0 P: 6	1B: 2 2B: 1 3B: 0 HR: 1	SF: 0 SAC: 0 DP: 0 HBP: 0	WP: 0 PA: 33 PB: 0 SB: 1 CS: 0	
PITCHER	IP WLS BF H R ER SO BB IBB HBP BLK WP HR S P ERA WHIP																	
Nolan Ryan, R (1, 1) ERA: 3.14	7.2		28	3	2	2	11	2	0	0	0	0	0	0	48	56	2.35	0.652
Joe Sambito, L (8, 1) ERA: 2.3	1.1	W	5	1	1	1	1	0	0	0	0	0	0	1	7	7	6.75	0.750

Batter	1	2	3	4	5	6	7	8	9	AB	R	H	RBI	BB	SO	LOB	BOTTOM		
Rafael Landestoy, S (1, 4) OBP: 0.315, SLG: 0.355	1-3	FC6-4						F7		4	0	0	0	0	1	2	Montreal Expos @ Houston Astros Astrodome, Houston, TX Sun Jul 20 1980, 8:05 PM EDT Att: 28,513 - Unknown 		
Craig Reynolds, L (1, 6) OBP: 0.236, SLG: 0.295	4-3				F7					4	0	1	0	0	1	1			
Terry Puhl, L (1, 8) OBP: 0.382, SLG: 0.433	F7				F9					4	0	0	0	0	0	1			
Jose Cruz, L (1, 7) OBP: 0.367, SLG: 0.425		1B 3B BB			4-3					2	2	0	0	2	0	0			
Danny Heep, L (1, 3) OBP: 0.273, SLG: 0.200		F8								3	0	0	0	0	0	1			
Dave Bergman, L (9, 3) OBP: 0.250, SLG: 0.213					F9					0	0	0	0	0	0	0			
Enos Cabell, R (1, 5) OBP: 0.300, SLG: 0.351		3B 1B			6-3					3	1	1	0	0	0	0			
Jeffrey Leonard, R (1, 9) OBP: 0.261, SLG: 0.317		1H 2H			5-3					3	1	1	2	0	0	0			
Alan Ashby, S (1, 2) OBP: 0.318, SLG: 0.339		SF8								1	0	0	1	1	0	0			
Nolan Ryan, R (1, 1) OBP: 0.184, SLG: 0.159		3H 4-0								1	0	0	0	1	1	1			
Joe Sambito, L (8, 1)										1	0	0	0	0	0	0			
Inning Stats	R: 0 E: 0 K: 0 S: 3	H: 2 LOB: 1 BB: 2 P: 13	R: 3 E: 0 K: 0 S: 5	H: 2 LOB: 1 BB: 2 P: 13	R: 0 E: 0 K: 0 S: 3	H: 0 LOB: 0 BB: 0 P: 3	R: 0 E: 0 K: 0 S: 3	H: 0 LOB: 0 BB: 0 P: 3	R: 0 E: 0 K: 3 S: 9	H: 0 LOB: 1 BB: 1 P: 13	R: 0 E: 0 K: 0 S: 3	H: 0 LOB: 0 BB: 0 P: 3	R: 0 E: 0 K: 0 S: 4	H: 1 LOB: 1 BB: 0 P: 4	R: 1 E: 1 K: 0 S: 1	H: 0 LOB: 1 BB: 1 P: 5	1B: 2 2B: 0 3B: 1 HR: 0	SF: 1 SAC: 1 DP: 0 HBP: 0	WP: 0 PA: 32 PB: 0 SB: 0 CS: 0
PITCHER	IP WLS BF H R ER SO BB IBB HBP BLK WP HR S P ERA WHIP																		
Steve Rogers, R (1, 1) ERA: 3.06	7.0		26	2	3	3	3	3	0	0	0	0	0	29	41	3.86	0.714		
Fred Norman, L (8, 1) ERA: 5.01	1.0	L	6	1	1	0	0	1	0	0	0	0	0	5	9	0.00	2.000		

Batter	1	2	3	4	5	6	7	8	9	AB	R	H	RBI	BB	SO	LOB	TOP											
Ron LeFlore, R OBP: 0.336, SLG: 0.360 (1, 7)										5	1	1	0	0	1	1												
Rodney Scott, S OBP: 0.310, SLG: 0.286 (1, 4)										4	1	2	0	1	0	0												
Andre Dawson, R OBP: 0.365, SLG: 0.490 (1, 8)										5	1	2	1	0	0	2												
Ellis Valentine, R OBP: 0.362, SLG: 0.526 (1, 9)										4	1	1	1	1	0	2												
Warren Cromartie, L OBP: 0.360, SLG: 0.440 (1, 3)											5	2	1	0	0	1	5											
Gary Carter, R OBP: 0.310, SLG: 0.478 (1, 2)											5	2	3	6	0	3												
Larry Parrish, R OBP: 0.307, SLG: 0.452 (1, 5)										3	0	0	0	1	1	0												
Tony Bernazard, S OBP: 0.292, SLG: 0.336 (1, 6)										4	0	1	0	0	1	2												
Scott Sanderson, R OBP: 0.114, SLG: 0.176 (7, PH)										2	0	0	0	0	0	2												
John Tamargo, S OBP: 0.206, SLG: 0.333 (7, 1)										1	0	0	0	0	0	0												
Stan Bahnsen, R OBP: 0.300, SLG: 0.250 (7, 1)										0	0	0	0	0	0	0												
Elias Sosa, R OBP: 0.200, SLG: 0.200 (7, 1)										0	0	0	0	0	0	0												
Inning Stats	R: 6 E: 1 K: 0 S: 9	H: 5 LOB: 0 BB: 0 P: 9	R: 0 E: 0 K: 1 S: 6	H: 1 LOB: 3 BB: 2 P: 14	R: 0 E: 0 K: 1 S: 6	H: 1 LOB: 1 BB: 0 P: 6	R: 0 E: 0 K: 0 S: 3	H: 0 LOB: 0 BB: 0 P: 3	R: 0 E: 0 K: 1 S: 6	H: 1 LOB: 2 BB: 1 P: 10	R: 0 E: 2 K: 0 S: 4	H: 0 LOB: 1 BB: 0 P: 4	R: 2 E: 0 K: 1 S: 7	H: 2 LOB: 0 BB: 0 P: 7	R: 0 E: 0 K: 0 S: 3	H: 0 LOB: 0 BB: 0 P: 3	R: 0 E: 0 K: 0 S: 3	H: 0 LOB: 0 BB: 0 P: 3	1B: 9 2B: 0 3B: 0 HR: 2	SF: 0 SAC: 1 DP: 1 HBP: 0	WP: 0 PB: 0 SB: 4 CS: 2	PA: 42						
PITCHER	IP	WLS	BF	H	R	ER	SO	BB	IBB	HBP	BLK	WP	HR	S	P	ERA	WHIP											
Rick Matula, R ERA: 4.34 (1, 1)	0.0	L	6	5	6	5	0	0	0	0	0	0	0	1	6	6	∞	∞										
Preston Hanna, R ERA: 4.45 (1, 1)	5.0		21	3	0	0	3	3	0	0	0	0	0	0	24	36	0.00	1.200										
Larry Bradford, L ERA: 3.0 (6, 1)	1.0		4	0	0	0	0	0	0	0	0	0	0	0	4	4	0.00	0.000										
Gene Garber, R ERA: 4.95 (7, 1)	2.0		8	3	2	2	1	0	0	0	0	0	1	10	10	9.00	1.500											
Rick Camp, R ERA: 2.02 (9, 1)	1.0		3	0	0	0	0	0	0	0	0	0	0	3	3	0.00	0.000											
Batter	1	2	3	4	5	6	7	8	9	AB	R	H	RBI	BB	SO	LOB	BOTTOM											
Glenn Hubbard, R OBP: 0.335, SLG: 0.437 (1, 4)										5	1	2	1	0	0	0												
Dale Murphy, R OBP: 0.355, SLG: 0.484 (1, 8)										5	0	1	0	0	1	1												
Chris Chambliss, L OBP: 0.346, SLG: 0.467 (1, 3)										5	1	3	1	0	1	1												
Gary Matthews, R OBP: 0.316, SLG: 0.439 (1, 9)										4	1	0	0	1	0	3												
Bob Horner, R OBP: 0.281, SLG: 0.549 (1, 5)										5	1	2	2	0	0	0												
Jeff Burroughs, R OBP: 0.350, SLG: 0.466 (1, 7)										3	1	1	1	1	0	0												
Bill Nahorodny, R OBP: 0.322, SLG: 0.505 (1, 2)										3	0	1	0	1	0	2												
Luis Gomez, R OBP: 0.257, SLG: 0.220 (1, 6)										2	0	0	0	0	0	2												
Mike Lum, L OBP: 0.305, SLG: 0.224 (6, PH)										1	0	0	0	0	1	2												
Larvell Blanks, R OBP: 0.243, SLG: 0.246 (7, 6)										1	0	0	0	0	0	0												
Rick Matula, R OBP: 0.207, SLG: 0.327 (1, 1)										0	0	0	0	0	0	0												
Preston Hanna, R OBP: 0.206, SLG: 0.333 (1, 1)										1	0	0	0	0	0	0												
Stan Bahnsen, R ERA: 2.91 (5, PH)										1	1	1	1	0	0	0												
Larry Bradford, R OBP: 0.346, SLG: 0.375 (6, 1)										0	0	0	0	0	0	0												
Brian Asselstine, L OBP: 0.298, SLG: 0.345 (6, PH)										1	0	0	0	0	0	2												
Gene Garber, R ERA: 4.95 (7, 1)										0	0	0	0	0	0	0												
Charlie Spikes, R OBP: 0.200, SLG: 0.200 (7, 1)										1	0	0	0	0	0	0												
Rick Camp, R ERA: 2.02 (9, 1)										0	0	0	0	0	0	0												
Inning Stats	R: 0 E: 0 K: 0 S: 4	H: 1 LOB: 1 BB: 0 P: 4	R: 0 E: 0 K: 0 S: 3	H: 0 LOB: 1 BB: 1 P: 7	R: 1 E: 0 K: 1 S: 7	H: 2 LOB: 1 BB: 0 P: 7	R: 0 E: 0 K: 0 S: 4	H: 1 LOB: 1 BB: 0 P: 4	R: 1 E: 0 K: 0 S: 5	H: 2 LOB: 1 BB: 0 P: 5	R: 0 E: 0 K: 1 S: 6	H: 1 LOB: 2 BB: 1 P: 10	R: 4 E: 0 K: 0 S: 6	H: 3 LOB: 0 BB: 1 P: 10	R: 0 E: 0 K: 0 S: 4	H: 1 LOB: 1 BB: 0 P: 4	R: 0 E: 0 K: 1 S: 5	H: 0 LOB: 0 BB: 0 P: 5	1B: 5 2B: 1 3B: 0 HR: 5	SF: 0 SAC: 0 DP: 0 HBP: 0	WP: 0 PB: 1 SB: 0 CS: 0	PA: 41						
PITCHER	IP	WLS	BF	H	R	ER	SO	BB	IBB	HBP	BLK	WP	HR	S	P	ERA	WHIP											
Scott Sanderson, R ERA: 3.11 (1, 1)	6.0		27	7	2	2	2	2	0	0	0	0	0	2	29	37	3.00	1.500										
Stan Bahnsen, R ERA: 2.91 (7, 1)	0.2		6	3	4	4	0	1	0	0	0	0	0	3	5	9	54.00	6.000										
Elias Sosa, R ERA: 3.38 (7, 1)	2.1	S	8	1	0	0	1	0	0	0	0	0	0	0	10	10	0.00	0.429										

Montreal Expos @ Atlanta Braves
Atlanta-Fulton County Stadium, Atlanta, GA
Mon Jul 21 1980, 7:05 PM EDT
Att: 6,894 - Unknown

AB	38
R	8
H	11
RBI	8
BB	3
SO	4
LOB	17



Montreal Expos @ Atlanta Braves
Atlanta-Fulton County Stadium, Atlanta, GA
Mon Jul 21 1980, 7:05 PM EDT
Att: 6,894 - Unknown

AB	38
R	6
H	11
RBI	6
BB	3
SO	3
LOB	13



Batter	1	2	3	4	5	6	7	8	9	AB	R	H	RBI	BB	SO	LOB	TOP					
Ron LeFlore, R OBP: 0.334, SLG: 0.358 (1, 7)	1-3		E 1B	K		6-3		F9		5	1	1	0	0	1	1						
Rodney Scott, S OBP: 0.306, SLG: 0.282 (1, 4)	K		E4 1B	4-3			F8		F5	5	1	0	0	0	1	1						
Andre Dawson, R OBP: 0.365, SLG: 0.489 (1, 8)	F9		1B				F5		5-3	5	0	2	0	0	0	0						
Ellis Valentine, R OBP: 0.362, SLG: 0.528 (1, 9)		E 2B	1B			F8		F2	G1	5	0	2	2	0	0	1						
Warren Cromartie, L OBP: 0.381, SLG: 0.452 (1, 3)	F3		K			WP 2B			HR	4	1	2	1	0	1	3						
Gary Carter, R OBP: 0.309, SLG: 0.474 (1, 2)	P6		F8			2B		E5 2B		3	1	0	0	1	0	3						
Larry Parrish, R OBP: 0.302, SLG: 0.444 (1, 5)	E6 BB		5-3			K		K		4	0	0	0	0	2	6						
Tony Bernazard, S OBP: 0.297, SLG: 0.356 (1, 6)	1-2 BB			HR		F9		K		3	1	1	1	1	1	1						
Bill Lee, L OBP: 0.222, SLG: 0.250 (1, 1)	P2			5-3		4-3				3	0	0	0	0	0	3						
Bill Gullickson, R OBP: 0.308, SLG: 0.250 (6, PH)										0	0	0	0	0	0	0						
Rowland Office, L OBP: 0.321, SLG: 0.371 (6, PH)										1	0	1	1	0	0	0						
Stan Bahnsen, R OBP: 0.300, SLG: 0.250 (8, 1)										0	0	0	0	0	0	0						
Woodie Fryman, R OBP: 0.125, SLG: 0.125 (8, 1)								2H 2B		0	0	0	0	0	0	0						
Inning Stats	R: 0 E: 0 K: 1 S: 5	H: 0 LOB: 0 BB: 0 P: 5	R: 0 E: 1 K: 0 S: 5	H: 1 LOB: 3 BB: 1 P: 9	R: 2 E: 1 K: 1 S: 9	H: 3 LOB: 2 BB: 0 P: 9	R: 1 E: 0 K: 1 S: 6	H: 1 LOB: 0 BB: 0 P: 6	R: 0 E: 0 K: 0 S: 3	H: 2 LOB: 2 BB: 1 P: 10	R: 0 E: 0 K: 0 S: 3	H: 0 LOB: 0 BB: 0 P: 3	R: 0 E: 0 K: 0 S: 3	H: 0 LOB: 0 BB: 0 P: 3	R: 2 E: 1 K: 2 S: 10	H: 2 LOB: 1 BB: 0 P: 10	R: 0 E: 0 K: 0 S: 3	H: 0 LOB: 0 BB: 0 P: 3	1B: 4 2B: 3 3B: 0 HR: 2	SF: 0 SAC: 0 DP: 0 HBP: 0	WP: 1 PB: 0 SB: 0 CS: 1	PA: 40
PITCHER	IP WLS BF H R ER SO BB IBB HBP BLK WP HR S P ERA WHIP																					
Phil Niekro, R ERA: 3.93 (1, 1)	8.0 W 37 9 5 3 6 2 0 0 0 0 1 2 47 55 3.38 1.375																					
Rick Camp, R ERA: 2.57 (9, 1)	1.0 S 3 0 0 0 0 0 0 0 0 0 0 0 3 3 0.00 0.000																					

Montreal Expos @ Atlanta Braves
Atlanta-Fulton County Stadium, Atlanta, GA
Tue Jul 22 1980, 7:05 PM EDT
Att: 37,108 - Unknown

AB	38
R	5
H	9
RBI	5
BB	2
SO	6
LOB	19



Batter	1	2	3	4	5	6	7	8	9	AB	R	H	RBI	BB	SO	LOB	BOTTOM					
Glenn Hubbard, R OBP: 0.337, SLG: 0.436 (1, 4)	G3 1B		6-3	4-3		F8				5	0	2	2	0	0	3						
Dale Murphy, R OBP: 0.351, SLG: 0.477 (1, 8)	G3		4-3			F8		F9		5	0	0	0	0	1	2						
Chris Chambliss, L OBP: 0.347, SLG: 0.467 (1, 3)	F8			2B HR		G6-4-3 1B		F9		4	1	2	0	0	0	1						
Gary Matthews, R OBP: 0.318, SLG: 0.443 (1, 9)	F8			HR		G6-4-3 1B				4	1	2	0	0	0	2						
Bob Horner, R OBP: 0.285, SLG: 0.577 (1, 5)	F7			HR				F8		4	2	2	4	0	0	1						
Jeff Burroughs, R OBP: 0.353, SLG: 0.464 (1, 7)	6-3			4-3		1B BB		E7 SH1-4 1B		3	1	1	0	1	0	0						
Larvell Blanks, R OBP: 0.127, SLG: 0.164 (1, 6)										3	1	2	0	0	1	1						
Biff Pocoroba, S OBP: 0.357, SLG: 0.375 (6, PH)										0	1	0	0	1	0	0						
Luis Gomez, R OBP: 0.257, SLG: 0.220 (9, 6)				1-3 E				SH1-4 1B BB		0	0	0	0	0	0	0						
Bruce Benedict, R OBP: 0.311, SLG: 0.335 (1, 2)	4-3			1-3				SH1-4		3	0	1	0	0	0	2						
Phil Niekro, R OBP: 0.127, SLG: 0.164 (1, 1)										3	0	1	1	0	1	2						
Mike Lum, L OBP: 0.305, SLG: 0.224 (8, PH)			6-3							0	0	0	0	0	0	0						
Charlie Spikes, R OBP: 0.385, SLG: 0.400 (6, PH)										1	0	0	0	0	1	2						
Rick Camp, R ERA: 1.78 (9, 1)										0	0	0	0	0	0	0						
Inning Stats	R: 0 E: 0 K: 0 S: 4	H: 1 LOB: 1 BB: 0 P: 4	R: 0 E: 0 K: 0 S: 3	H: 1 LOB: 0 BB: 0 P: 4	R: 0 E: 0 K: 0 S: 3	H: 0 LOB: 0 BB: 0 P: 3	R: 4 E: 1 K: 0 S: 8	H: 5 LOB: 1 BB: 0 P: 8	R: 0 E: 0 K: 0 S: 3	H: 1 LOB: 0 BB: 0 P: 3	R: 1 E: 0 K: 2 S: 9	H: 2 LOB: 2 BB: 1 P: 13	R: 0 E: 0 K: 1 S: 6	H: 1 LOB: 1 BB: 0 P: 6	R: 2 E: 1 K: 1 S: 7	H: 2 LOB: 1 BB: 1 P: 11	R: 0 E: 0 K: 0 S: 3	H: 0 LOB: 0 BB: 0 P: 3	1B: 10 2B: 1 3B: 0 HR: 2	SF: 0 SAC: 1 DP: 1 HBP: 0	WP: 0 PB: 0 SB: 0 CS: 0	PA: 38
PITCHER	IP WLS BF H R ER SO BB IBB HBP BLK WP HR S P ERA WHIP																					
Bill Lee, L ERA: 5.22 (1, 1)	5.0 24 9 5 5 0 0 1 0 0 0 0 0 0 14 14 9.00 2.000																					
Bill Gullickson, R ERA: 4.53 (6, 1)	2.0 8 2 0 0 3 0 0 0 0 0 0 0 14 14 0.00 1.000																					
Stan Bahnsen, R ERA: 3.21 (8, 1)	0.1 L 3 1 2 2 0 1 0 0 0 0 0 0 2 6 54.00 6.000																					
Woodie Fryman, L ERA: 1.78 (8, 1)	0.2 3 1 0 0 1 0 0 0 0 0 0 0 5 5 0.00 1.500																					

Montreal Expos @ Atlanta Braves
Atlanta-Fulton County Stadium, Atlanta, GA
Tue Jul 22 1980, 7:05 PM EDT
Att: 37,108 - Unknown

AB	35
R	7
H	13
RBI	7
BB	2
SO	4
LOB	16



Batter	1	2	3	4	5	6	7	8	9	AB	R	H	RBI	BB	SO	LOB	TOP					
Ron LeFlore, R OBP: 0.333, SLG: 0.356 Bill Gullickson, R OBP: 0.308, SLG: 0.250	5-3		K			E5		1B	4-3	5	1	1	0	0	1	0						
Rodney Scott, S OBP: 0.305, SLG: 0.281	6-3		4-3			6-3		1B		4	1	1	1	0	0	1						
Andre Dawson, R OBP: 0.364, SLG: 0.486	F8				F1			1B		4	1	1	1	0	0	1						
Ellis Valentine, R OBP: 0.369, SLG: 0.547		HR						1B		4	1	3	2	0	0	0						
Warren Cromartie, L OBP: 0.363, SLG: 0.453	F8							1B		4	0	2	0	0	0	1						
Gary Carter, R OBP: 0.308, SLG: 0.471	K							1B		4	0	1	0	0	1	2						
Larry Parrish, R OBP: 0.310, SLG: 0.449										2	1	1	0	2	0	2						
Tony Bernazard, S OBP: 0.290, SLG: 0.346	F7									4	0	0	0	0	0	3						
Charlie Lea, R Fred Norman, S Tom Hubby, L Steve Bahnsen, R Elias Sosa, R Howard Johnson, L Woodie Fryman, L Jerry White, S	1-3									1	0	0	0	0	0	0						
Inning Stats	R: 0 E: 0 K: 0 S: 3	H: 0 LOB: 0 BB: 0 P: 3	R: 1 E: 0 K: 1 S: 6	H: 1 LOB: 1 BB: 1 P: 10	R: 0 E: 0 K: 1 S: 5	H: 0 LOB: 0 BB: 0 P: 5	R: 0 E: 0 K: 0 S: 3	H: 1 LOB: 0 BB: 0 P: 3	R: 0 E: 0 K: 0 S: 2	H: 0 LOB: 0 BB: 1 P: 6	R: 0 E: 1 K: 0 S: 4	H: 0 LOB: 1 BB: 0 P: 4	R: 0 E: 0 K: 0 S: 4	H: 2 LOB: 1 BB: 0 P: 4	R: 3 E: 0 K: 0 S: 8	H: 5 LOB: 2 BB: 0 P: 8	R: 1 E: 0 K: 0 S: 4	H: 1 LOB: 0 BB: 0 P: 4	1B: 8 2B: 2 3B: 0 HR: 1	SF: 1 SAC: 0 DP: 3 HBP: 0	WP: 0 PB: 0 SB: 2 CS: 0	PA: 37
PITCHER	IP	WLS	BF	H	R	ER	SO	BB	IBB	HBP	BLK	WP	HR	S	P	ERA	WHIP					
Doyle Alexander, R ERA: 3.73	(1, 1)	7.2	32	9	4	4	2	2	0	0	0	0	1	34	42	4.70	1.435					
Rick Camp, R ERA: 2.67	(8, 1)	1.1	5	1	1	1	0	0	0	0	0	0	0	5	5	6.75	0.750					

Montreal Expos @ Atlanta Braves
Atlanta-Fulton County Stadium, Atlanta, GA
Wed Jul 23 1980, 7:05 PM EDT
Att: 10,873 - Unknown

AB	34
R	5
H	10
RBI	5
BB	2
SO	2
LOB	10



Batter	1	2	3	4	5	6	7	8	9	AB	R	H	RBI	BB	SO	LOB	BOTTOM				
Glenn Hubbard, R OBP: 0.338, SLG: 0.435	K		1B						1B	5	2	2	0	0	2	2					
Dale Murphy, R OBP: 0.352, SLG: 0.476	4-3		F9						1B	5	1	2	0	0	0	2					
Chris Chambliss, L OBP: 0.351, SLG: 0.468	F7		1B						1B	4	1	2	1	1	0	0					
Gary Matthews, R OBP: 0.322, SLG: 0.442		BB	1B						1B	3	0	1	1	2	1	2					
Bob Horner, R OBP: 0.289, SLG: 0.573	K		1B						1B	3	1	1	1	1	1	1					
Jeff Burroughs, R OBP: 0.305, SLG: 0.469									1B	4	0	2	3	0	1	2					
Mike Lum, L OBP: 0.305, SLG: 0.224		BB	6-3						1B	0	0	0	0	0	0	0					
Larvell Blanks, R OBP: 0.254, SLG: 0.255									1B	2	0	1	0	1	0	0					
Luis Gomez, R OBP: 0.260, SLG: 0.224									1B	1	0	1	0	0	0	0					
Bruce Benedict, R OBP: 0.305, SLG: 0.328									1B	4	0	0	0	0	0	5					
Doyle Alexander, R OBP: 0.151, SLG: 0.170									1B	3	1	2	0	0	0	0					
Rick Camp, R ERA: 2.67									1B	0	0	0	0	0	0	0					
Biff Pocoroba, S OBP: 0.351, SLG: 0.367			1B						1B	1	0	0	0	0	0	0					
Inning Stats	R: 0 E: 0 K: 1 S: 5	H: 0 LOB: 0 BB: 0 P: 5	R: 0 E: 0 K: 1 S: 5	H: 1 LOB: 2 BB: 2 P: 13	R: 2 E: 0 K: 0 S: 6	H: 4 LOB: 2 BB: 1 P: 10	R: 0 E: 0 K: 0 S: 3	H: 0 LOB: 0 BB: 0 P: 3	R: 0 E: 0 K: 1 S: 5	H: 0 LOB: 0 BB: 0 P: 5	R: 0 E: 0 K: 0 S: 4	H: 2 LOB: 1 BB: 0 P: 4	R: 3 E: 1 K: 1 S: 8	H: 4 LOB: 1 BB: 1 P: 12	R: 1 E: 0 K: 0 S: 4	H: 3 LOB: 3 BB: 1 P: 8	1B: 13 2B: 1 3B: 0 HR: 0	SF: 0 SAC: 0 DP: 2 HBP: 0	WP: 0 PB: 0 SB: 0 CS: 0	PA: 40	
PITCHER	IP	WLS	BF	H	R	ER	SO	BB	IBB	HBP	BLK	WP	HR	S	P	ERA	WHIP				
Bill Gullickson, R ERA: 4.68	(9, 1)	0.1	5	3	1	1	0	0	1	0	0	0	0	4	8	27.00	9.000				
Charlie Lea, R ERA: 3.13	(1, 1)	2.1	13	4	2	2	2	3	0	0	0	0	0	10	10	0.00	0.375				
Fred Norman, L ERA: 4.2	(3, 1)	2.2	8	1	0	0	1	0	0	0	0	0	0	8	8	0.00	1.500				
Stan Bahnsen, R ERA: 3.14	(6, 1)	1.1	6	2	0	0	1	0	0	0	0	0	0	8	8	0.00	1.500				
Elias Sosa, R ERA: 3.34	(7, 1)	0.2	1	0	0	0	0	0	0	0	0	0	0	1	1	0.00	0.000				
Woodie Fryman, L ERA: 2.25	(8, 1)	1.0	7	4	3	3	1	1	0	0	0	0	0	8	12	27.00	5.000				

Montreal Expos @ Atlanta Braves
Atlanta-Fulton County Stadium, Atlanta, GA
Wed Jul 23 1980, 7:05 PM EDT
Att: 10,873 - Unknown

AB	35
R	6
H	14
RBI	6
BB	5
SO	5
LOB	14



Batter	1	2	3	4	5	6	7	8	9	AB	R	H	RBI	BB	SO	LOB	TOP					
Rafael Landestoy, S OBP: 0.315, SLG: 0.357 (1, 4)										5	1	2	1	0	1	4	Houston Astros @ Montreal Expos Olympic Stadium, Montreal, QB Sun Jul 27 1980, 3:33 AM EDT Att: 41,107 - Unknown					
Terry Puhl, L OBP: 0.360, SLG: 0.425 (1, 9)										3	0	0	0	2	0	2						
Jose Cruz, L OBP: 0.369, SLG: 0.421 (1, 7)										4	1	1	1	1	1	2						
Cesar Cedeno, R OBP: 0.385, SLG: 0.476 (1, 8)										4	1	3	0	1	0	1						
Art Howe, R OBP: 0.330, SLG: 0.385 Dave Bergman, L OBP: 0.259, SLG: 0.224 (1, 3) (9, 3)										4	1	0	1	1	1	3						
Enos Cabell, R OBP: 0.303, SLG: 0.353 (1, 5)										5	0	2	0	0	0	3						
Luis Pujols, R OBP: 0.278, SLG: 0.260 (1, 2)										4	1	0	0	1	0	5						
Craig Reynolds, L OBP: 0.247, SLG: 0.301 (1, 6)										4	0	1	2	0	2	1						
Joe Niekro, R OBP: 0.283, SLG: 0.333 Dave Smith, R (6, 1)										3	1	3	1	0	0	0						
										1	0	0	0	0	0	0						
Inning Stats	R: 2 E: 0 K: 0 S: 5	H: 3 LOB: 1 BB: 1 P: 9	R: 1 E: 0 K: 0 S: 5	H: 2 LOB: 2 BB: 1 P: 9	R: 3 E: 1 K: 0 S: 6	H: 2 LOB: 2 BB: 2 P: 14	R: 0 E: 0 K: 0 S: 2	H: 0 LOB: 0 BB: 1 P: 6	R: 0 E: 0 K: 1 S: 6	H: 1 LOB: 2 BB: 1 P: 10	R: 0 E: 0 K: 1 S: 5	H: 1 LOB: 1 BB: 0 P: 5	R: 0 E: 0 K: 1 S: 5	H: 0 LOB: 0 BB: 0 P: 5	R: 0 E: 0 K: 1 S: 7	H: 2 LOB: 2 BB: 0 P: 7	1B: 10 2B: 1 3B: 1 HR: 0	SF: 0 SAC: 0 DP: 1 HBP: 0	WP: 0 PB: 0 SB: 3 CS: 2	PA: 43		
PITCHER	IP WLS BF H R ER SO BB IBB HBP BLK WP HR S P ERA WHIP	IP WLS BF H R ER SO BB IBB HBP BLK WP HR S P ERA WHIP	IP WLS BF H R ER SO BB IBB HBP BLK WP HR S P ERA WHIP	IP WLS BF H R ER SO BB IBB HBP BLK WP HR S P ERA WHIP	IP WLS BF H R ER SO BB IBB HBP BLK WP HR S P ERA WHIP	IP WLS BF H R ER SO BB IBB HBP BLK WP HR S P ERA WHIP	IP WLS BF H R ER SO BB IBB HBP BLK WP HR S P ERA WHIP	IP WLS BF H R ER SO BB IBB HBP BLK WP HR S P ERA WHIP	IP WLS BF H R ER SO BB IBB HBP BLK WP HR S P ERA WHIP	IP WLS BF H R ER SO BB IBB HBP BLK WP HR S P ERA WHIP	IP WLS BF H R ER SO BB IBB HBP BLK WP HR S P ERA WHIP	IP WLS BF H R ER SO BB IBB HBP BLK WP HR S P ERA WHIP	IP WLS BF H R ER SO BB IBB HBP BLK WP HR S P ERA WHIP	IP WLS BF H R ER SO BB IBB HBP BLK WP HR S P ERA WHIP	IP WLS BF H R ER SO BB IBB HBP BLK WP HR S P ERA WHIP	IP WLS BF H R ER SO BB IBB HBP BLK WP HR S P ERA WHIP	IP WLS BF H R ER SO BB IBB HBP BLK WP HR S P ERA WHIP	IP WLS BF H R ER SO BB IBB HBP BLK WP HR S P ERA WHIP	IP WLS BF H R ER SO BB IBB HBP BLK WP HR S P ERA WHIP	IP WLS BF H R ER SO BB IBB HBP BLK WP HR S P ERA WHIP	IP WLS BF H R ER SO BB IBB HBP BLK WP HR S P ERA WHIP	
Bill Lee, L ERA: 5.6 Dale Murray, R ERA: 8.75 Elias Sosa, R ERA: 3.68 Stan Bahnsen, R ERA: 2.98 (1, 1) (3, 1) (6, 1) (8, 1)	2.0 14 5 5 5 0 4 0 0 0 0 0 10 26 22.50 4.500	3.0 14 3 1 0 1 2 0 0 0 0 0 14 22 0.00 1.667	2.0 7 2 0 0 2 0 0 0 0 0 0 11 21 0.00 1.000	2.0 8 2 0 0 2 0 0 0 0 0 0 12 12 0.00 1.000																		

AB	37
R	6
H	12
RBI	6
BB	6
SO	5
LOB	21



Batter	1	2	3	4	5	6	7	8	9	AB	R	H	RBI	BB	SO	LOB	BOTTOM					
Ron LeFlore, R OBP: 0.330, SLG: 0.355 (1, 7)										5	0	0	0	0	2	3	Houston Astros @ Montreal Expos Olympic Stadium, Montreal, QB Sun Jul 27 1980, 3:33 AM EDT Att: 41,107 - Unknown					
Rodney Scott, S OBP: 0.304, SLG: 0.276 (1, 6)										4	0	1	0	0	0	2						
Tim Raines, S OBP: 0.313, SLG: 0.083 (1, 4)										2	1	0	0	2	1	1						
Andre Dawson, R OBP: 0.366, SLG: 0.483 (1, 8)										3	1	2	0	1	0	0						
Ellis Valentine, R OBP: 0.376, SLG: 0.544 (1, 9)										4	0	2	2	0	1	3						
Warren Cromartie, L OBP: 0.367, SLG: 0.452 (1, 3)										3	0	0	0	1	0	3						
Larry Parrish, R OBP: 0.315, SLG: 0.445 (1, 5)										4	0	1	0	0	1	2						
Bobby Ramos, R OBP: 0.273, SLG: 0.222 Rowland Office, L OBP: 0.327, SLG: 0.369 (1, 2) (9, PH)										3	1	0	0	0	0	0						
Bill Lee, L ERA: 2.22, SLG: 0.250 Dale Murray, R ERA: 8.75 Tony Bernazard, S ERA: 3.44 Elias Sosa, R ERA: 3.68 Tom Hutton, R ERA: 2.98 Stan Bahnsen, R ERA: 2.98 Gary Carter, R ERA: 0.478 (1, 1) (3, 1) (5, PH) (6, 1) (7, PH) (8, 1) (9, PH)	5.0 19 5 0 2 2 3 0 0 0 0 0 20 32 3.60 1.200	4.0 18 4 1 0 4 2 0 0 0 0 0 24 32 0.00 1.500																				
Inning Stats	R: 2 E: 0 K: 1 S: 5	H: 2 LOB: 3 BB: 2 P: 13	R: 0 E: 0 K: 0 S: 3	H: 0 LOB: 0 BB: 0 P: 3	R: 0 E: 0 K: 1 S: 6	H: 0 LOB: 1 BB: 0 P: 6	R: 0 E: 0 K: 0 S: 3	H: 1 LOB: 1 BB: 1 P: 7	R: 0 E: 0 K: 0 S: 3	H: 0 LOB: 0 BB: 0 P: 3	R: 0 E: 2 K: 1 S: 4	H: 1 LOB: 1 BB: 0 P: 8	R: 1 E: 2 K: 1 S: 7	H: 1 LOB: 1 BB: 0 P: 7	R: 0 E: 0 K: 2 S: 8	H: 1 LOB: 1 BB: 0 P: 8		R: 0 E: 0 K: 1 S: 5	H: 1 LOB: 1 BB: 1 P: 9	1B: 5 2B: 2 3B: 0 HR: 0	SF: 0 SAC: 0 DP: 2 HBP: 0	WP: 0 PB: 1 SB: 1 CS: 0
PITCHER	IP WLS BF H R ER SO BB IBB HBP BLK WP HR S P ERA WHIP	IP WLS BF H R ER SO BB IBB HBP BLK WP HR S P ERA WHIP	IP WLS BF H R ER SO BB IBB HBP BLK WP HR S P ERA WHIP	IP WLS BF H R ER SO BB IBB HBP BLK WP HR S P ERA WHIP	IP WLS BF H R ER SO BB IBB HBP BLK WP HR S P ERA WHIP	IP WLS BF H R ER SO BB IBB HBP BLK WP HR S P ERA WHIP	IP WLS BF H R ER SO BB IBB HBP BLK WP HR S P ERA WHIP	IP WLS BF H R ER SO BB IBB HBP BLK WP HR S P ERA WHIP	IP WLS BF H R ER SO BB IBB HBP BLK WP HR S P ERA WHIP	IP WLS BF H R ER SO BB IBB HBP BLK WP HR S P ERA WHIP	IP WLS BF H R ER SO BB IBB HBP BLK WP HR S P ERA WHIP	IP WLS BF H R ER SO BB IBB HBP BLK WP HR S P ERA WHIP	IP WLS BF H R ER SO BB IBB HBP BLK WP HR S P ERA WHIP	IP WLS BF H R ER SO BB IBB HBP BLK WP HR S P ERA WHIP	IP WLS BF H R ER SO BB IBB HBP BLK WP HR S P ERA WHIP	IP WLS BF H R ER SO BB IBB HBP BLK WP HR S P ERA WHIP	IP WLS BF H R ER SO BB IBB HBP BLK WP HR S P ERA WHIP	IP WLS BF H R ER SO BB IBB HBP BLK WP HR S P ERA WHIP	IP WLS BF H R ER SO BB IBB HBP BLK WP HR S P ERA WHIP	IP WLS BF H R ER SO BB IBB HBP BLK WP HR S P ERA WHIP	IP WLS BF H R ER SO BB IBB HBP BLK WP HR S P ERA WHIP	IP WLS BF H R ER SO BB IBB HBP BLK WP HR S P ERA WHIP



Batter	1	2	3	4	5	6	7	8	9	AB	R	H	RBI	BB	SO	LOB	TOP
Sam Mejias, R OBP: 0.303, SLG: 0.333 (1, 8)	F9		F3		E6 SF8		F8		5-3	5	1	0	0	0	0	0	Cincinnati Reds @ Montreal Expos Olympic Stadium, Montreal, QB Mon Jul 28 1980, 7:05 PM EDT Att: 40,301 - Unknown
Ron Oester, S OBP: 0.348, SLG: 0.415 (1, 6)	1B		1B		F9			HR	5-3	5	1	3	1	0	0	1	
Ray Knight, R OBP: 0.327, SLG: 0.470 (1, 5)	F7		F8		SF8			BB 1B		3	1	1	1	0	0	2	
George Foster, R OBP: 0.330, SLG: 0.440 (1, 7)	F3			FC5-4 BB 1B	F9			BB 1B		2	1	0	0	2	0	1	
Johnny Bench, R OBP: 0.354, SLG: 0.506 (1, 2)	K			FC5-4 BB		F8		F8		3	0	0	0	1	1	2	
Dan Driessen, L OBP: 0.383, SLG: 0.444 (1, 3)	PB 2B			FC5-4 1B		F8		F5		4	0	1	0	0	0	4	
Hector Cruz, R OBP: 0.306, SLG: 0.393 (8, PH)										2	0	1	1	1	0	0	
Ken Griffey, L OBP: 0.388, SLG: 0.462 (8, PH)										1	0	1	1	0	0	0	
Tom Hume, R OBP: 0.222, SLG: 0.333 (8, 1)	G4-3 BB									0	0	0	0	0	0	0	
Junior Kennedy, R OBP: 0.328, SLG: 0.340 (8, PH)										3	0	0	0	0	0	4	
Dave Concepcion, R OBP: 0.236, SLG: 0.333 (8, 4)	G4-3				P4			5-3		1	0	0	0	0	0	2	
Mario Soto, R (1, 1)										2	0	0	0	0	1	2	
Dave Collins, S OBP: 0.367, SLG: 0.367 (7, PH)										1	0	0	0	0	0	0	
Dave Tomlin, L (7, 1)										0	0	0	0	0	0	0	
Cesar Geronimo, L OBP: 0.325, SLG: 0.330 (8, 8)										1	0	0	0	0	0	0	
Inning Stats	R: 0 E: 0 K: 0 S: 4	H: 1 LOB: 1 BB: 4	R: 0 E: 2 K: 1 S: 5	H: 1 LOB: 1 BB: 1 P: 9	R: 0 E: 0 K: 1 S: 4	H: 1 LOB: 2 BB: 2 P: 14	R: 1 E: 0 K: 0 S: 3	H: 0 LOB: 0 BB: 0 P: 3	R: 0 E: 0 K: 0 S: 3	H: 0 LOB: 2 BB: 1 P: 10	R: 2 E: 0 K: 0 S: 6	H: 3 LOB: 2 BB: 0 P: 3	R: 0 E: 0 K: 0 S: 3	H: 0 LOB: 0 BB: 0 P: 3	1B: 5 2B: 1 3B: 0 HR: 1	SF: 1 SAC: 0 DP: 1 HBP: 0	WP: 0 PA: 38 PB: 1 SB: 0 CS: 0
PITCHER	IP WLS BF H R ER SO BB IBB HBP BLK WP HR S P ERA WHIP																
Fred Norman, L ERA: 4.59 (1, 1)	7.0 W 29 5 3 2 2 3 0 0 0 0 0 1 30 42 2.57 1.143																
Stan Bahnsen, R ERA: 3.13 (8, 1)	0.0 2 1 0 0 0 1 0 0 0 0 0 0 1 5 ∞ ∞																
Dale Murray, R ERA: 6.41 (8, 1)	1.0 4 1 1 0 0 0 0 0 0 0 0 0 4 4 9.00 1.000																
Woodie Fryman, L ERA: 2.1 (9, 1)	1.0 S 3 0 0 0 0 0 0 0 0 0 0 0 3 3 0.00 0.000																

Batter	1	2	3	4	5	6	7	8	9	AB	R	H	RBI	BB	SO	LOB	BOTTOM	
Ron LeFlore, R OBP: 0.331, SLG: 0.353 (1, 7)	F7	E 1B BB		6-3				5-3 S 1B		3	1	1	0	1	0	0	Cincinnati Reds @ Montreal Expos Olympic Stadium, Montreal, QB Mon Jul 28 1980, 7:05 PM EDT Att: 40,301 - Unknown	
Rodney Scott, S OBP: 0.303, SLG: 0.273 (1, 4)	1B BB				F7			5-3		3	1	1	1	1	0	1		
Andre Dawson, R OBP: 0.366, SLG: 0.481 (1, 8)	1B E		5-3		F9			F9		4	1	1	0	0	0	1		
Ellis Valentine, R OBP: 0.371, SLG: 0.534 (1, 9)	E 1B				F8			P5		4	0	1	1	0	1	0		
Warren Cromartie, L OBP: 0.369, SLG: 0.461 (1, 3)	L6							HBP 1B		4	1	3	0	0	0	1		
Larry Parrish, R OBP: 0.321, SLG: 0.451 (1, 5)	F9				5-6-3			HBP		3	0	0	0	0	1	3		
Chris Speier, R OBP: 0.332, SLG: 0.311 (1, 6)					K			F9		3	1	1	1	0	1	3		
Bobby Ramos, R OBP: 0.214, SLG: 0.167 (1, 2)					F9			5-3		3	0	0	0	0	0	0		
Fred Norman, S (1, 1)										3	0	0	0	0	1	0		
Stan Bahnsen, R OBP: 0.300, SLG: 0.250 (8, 1)										0	0	0	0	0	0	0		
Dale Murray, R (8, 1)										0	0	0	0	0	0	0		
Woodie Fryman, R OBP: 0.125, SLG: 0.125 (9, 1)										0	0	0	0	0	0	0		
Inning Stats	R: 2 E: 1 K: 0 S: 5	H: 2 LOB: 1 BB: 1 P: 9	R: 2 E: 2 K: 0 S: 5	H: 2 LOB: 1 BB: 1 P: 9	R: 0 E: 0 K: 1 S: 6	H: 1 LOB: 1 BB: 0 P: 6	R: 0 E: 0 K: 1 S: 5	H: 0 LOB: 0 BB: 0 P: 5	R: 0 E: 0 K: 1 S: 6	H: 1 LOB: 0 BB: 0 P: 6	R: 0 E: 0 K: 0 S: 3	H: 1 LOB: 0 BB: 0 P: 3	R: 0 E: 0 K: 0 S: 4	H: 1 LOB: 2 BB: 0 P: 5	1B: 6 2B: 1 3B: 1 HR: 0	SF: 0 SAC: 1 DP: 0 HBP: 1		WP: 0 PA: 34 PB: 0 SB: 1 CS: 0
PITCHER	IP WLS BF H R ER SO BB IBB HBP BLK WP HR S P ERA WHIP																	
Mario Soto, R ERA: 3.99 (1, 1)	6.0 L 26 6 5 3 4 2 0 0 0 0 0 0 32 40 4.50 1.333																	
Dave Tomlin, L ERA: 6.29 (7, 1)	1.0 3 1 0 0 0 0 0 0 0 0 0 0 3 3 0.00 1.000																	
Tom Hume, R ERA: 2.99 (8, 1)	1.0 5 1 0 0 0 0 0 0 1 0 0 0 4 5 0.00 1.000																	

Batter	1	2	3	4	5	6	7	8	9	AB	R	H	RBI	BB	SO	LOB	TOP					
Ron Oester, S (1,4)	G3		2B			K		1B WP BB		3	0	1	0	1	1	0						
Ray Knight, R (1,5)	F9		P3			1-3		K		4	0	0	0	0	1	3						
Ken Griffey, L (1,9)	K			4-3			K	1B		4	0	1	1	0	2	0						
George Foster, R (1,7)		FC5-4 1B		1-3			6-3		5-3	4	0	1	0	0	0	0						
Dan Driessen, L (1,3)		K		F8			1B		F7	4	0	1	0	0	1	1						
Joe Nolan, L (1,2)		K			5-3		1B			3	0	1	0	1	1	1						
Dave Concepcion, R (1,6)		FC5-4 1-2			K		FC5-4 1B			4	0	0	0	0	1	4						
Cesar Geronimo, L (1,8)			4-3		K2-3			K		3	0	0	0	0	2	0						
Bruce Berenyi, R (1,1)						6-3				1	0	0	0	0	1	0						
Joe Price, R (5,1)								WP BB 1B		1	0	0	0	0	0	0						
Dave Collins, S (6,PH)										1	1	1	0	0	0	0						
Doug Bair, R (8,1)										0	0	0	0	0	0	0						
Inning Stats	R: 0 E: 0 K: 1 S: 5	H: 0 LOB: 0 BB: 0 P: 5	R: 0 E: 0 K: 2 S: 8	H: 1 LOB: 1 BB: 0 P: 8	R: 0 E: 0 K: 1 S: 6	H: 1 LOB: 1 BB: 0 P: 6	R: 0 E: 0 K: 0 S: 3	H: 0 LOB: 0 BB: 0 P: 3	R: 0 E: 0 K: 2 S: 7	H: 0 LOB: 0 BB: 0 P: 7	R: 0 E: 0 K: 1 S: 5	H: 0 LOB: 0 BB: 0 P: 5	R: 0 E: 0 K: 1 S: 7	H: 2 LOB: 2 BB: 0 P: 7	R: 1 E: 0 K: 2 S: 8	H: 2 LOB: 2 BB: 1 P: 12	R: 0 E: 0 K: 0 S: 3	H: 0 LOB: 1 BB: 1 P: 7	1B: 5 2B: 1 3B: 0 HR: 0	SF: 0 SAC: 0 DP: 0 HBP: 0	WP: 1 PB: 0 SB: 0 CS: 0	PA: 34
PITCHER	IP WLS BF H R ER SO BB IBB HBP BLK WP HR S P ERA WHIP																					
Bill Gullickson, R (1,1)	9.0 W 34 6 1 1 10 2 0 0 0 1 0 52 60 1.00 0.889																					

Cincinnati Reds @ Montreal Expos
Olympic Stadium, Montreal, QB
Tue Jul 29 1980, 7:05 PM EDT
Att: 28,445 - Unknown

AB	32
R	1
H	6
RBI	1
BB	2
SO	10
LOB	9



Batter	1	2	3	4	5	6	7	8	9	AB	R	H	RBI	BB	SO	LOB	BOTTOM			
Ron LeFlore, R (1,7)	1B S 1B BB		L4		P4		F8			3	1	0	0	1	0	1				
Rodney Scott, S (1,4)	1-3 E 1B		F8		P4		1-3			4	1	1	0	0	0	1				
Andre Dawson, R (1,8)	E5 1H 3H 1B		F3		F8			S 6-3 1B		4	1	2	1	0	0	0				
Ellis Valentine, R (1,9)	K			1B 1B		K		6-3		4	1	1	0	0	2	2				
Warren Cromartie, L (1,3)	G5-4-3 2H 1B			L3 1B		K		S		3	0	2	1	1	1	0				
Gary Carter, R (1,2)	G5-4-3 1-2 1B			1-3 1B				IBB		4	0	2	1	0	0	3				
Larry Parrish, R (1,5)		P6		L3		F2				3	0	0	0	1	0	3				
Chris Speier, R (1,6)	1-3			1-2 BB			SH1 1B	F9		3	0	1	0	1	0	3				
Bill Gullickson, R (1,1)	L3			2-3			SH1			2	0	0	0	0	0	2				
Inning Stats	R: 3 E: 1 K: 1 S: 7	H: 3 LOB: 0 BB: 1 P: 11	R: 0 E: 0 K: 0 S: 3	H: 0 LOB: 0 BB: 0 P: 3	R: 0 E: 0 K: 0 S: 3	H: 0 LOB: 0 BB: 0 P: 3	R: 1 E: 0 K: 0 S: 5	H: 3 LOB: 2 BB: 1 P: 9	R: 0 E: 0 K: 2 S: 8	H: 1 LOB: 1 BB: 0 P: 8	R: 0 E: 0 K: 0 S: 4	H: 1 LOB: 1 BB: 0 P: 4	R: 0 E: 0 K: 0 S: 4	H: 1 LOB: 3 BB: 2 P: 12	R: 0 E: 0 K: 0 S: 4	H: 1 LOB: 2 BB: 3 P: 12	1B: 8 2B: 1 3B: 1 HR: 0	SF: 0 SAC: 1 DP: 2 HBP: 0	WP: 0 PB: 0 SB: 4 CS: 0	PA: 35
PITCHER	IP WLS BF H R ER SO BB IBB HBP BLK WP HR S P ERA WHIP																			
Bruce Berenyi, R (1,1)	4.0 L 18 6 4 3 1 2 0 0 0 0 0 0 18 26 6.75 2.000																			
Joe Price, L (5,1)	3.0 11 2 0 0 2 0 0 0 0 0 0 0 15 15 0.00 0.667																			
Doug Bair, R (8,1)	1.0 6 1 0 0 0 0 0 2 0 0 0 0 0 4 12 0.00 1.000																			

Cincinnati Reds @ Montreal Expos
Olympic Stadium, Montreal, QB
Tue Jul 29 1980, 7:05 PM EDT
Att: 28,445 - Unknown

AB	30
R	4
H	9
RBI	3
BB	4
SO	3
LOB	15



Batter	1	2	3	4	5	6	7	8	9	AB	R	H	RBI	BB	SO	LOB	TOP					
Jerry Royster, R (1, 5) OBP: 0.316, SLG: 0.305	0-3 K		4-0 FC6 BB			0-0 E5 1B E	1-0 HBP			2	1	0	0	1	1	0	Atlanta Braves @ Montreal Expos Olympic Stadium, Montreal, QB Fri Aug 01 1980, 7:05 PM EDT Att: 30,168 - Unknown					
Brian Asseistine, L (1, 8) OBP: 0.306, SLG: 0.388	0-0 1B		0-3 K			0-0 P6	0-0 F8			4	0	1	0	0	1	4						
Gary Matthews, R (1, 9) OBP: 0.313, SLG: 0.420	0-0 F3		0-0 FC6			0-0 E 1-3 1B	0-0 F9			4	0	1	0	0	0	4						
Chris Chambliss, L (1, 3) OBP: 0.344, SLG: 0.455	0-0 6-3			0-0 4-3		0-0 E3 1-3 3-H BB		0-0 4-3		4	0	0	1	0	0	2						
Jeff Burroughs, R (1, 7) OBP: 0.351, SLG: 0.449		0-3 K		0-0 F9		0-3 K		0-0 F8		4	0	0	0	0	2	2						
Glenn Hubbard, R (1, 4) OBP: 0.326, SLG: 0.414		0-0 1B		0-0 F3		4-0 1-2 FC6-4 BB		0-3 K		3	0	1	0	1	1	0						
Bruce Benedict, R (1, 2) OBP: 0.297, SLG: 0.310		0-3 K			0-3 K	0-0 1-2 FC6-4 BB		0-0 6-3		4	0	0	0	0	2	4						
Luis Gomez, R (1, 6) OBP: 0.244, SLG: 0.214		0-0 5-3			0-3 K		0-0 4-3		0-0 P6	3	0	0	0	0	1	1						
Larvell Blanks, R (9, PH) OBP: 0.257, SLG: 0.260					0-0 K		4-0 F8		0-3 K	1	0	0	0	0	0	0						
Phil Niekro, R (1, 1) OBP: 0.136, SLG: 0.186			0-3 K		0-0 F8		4-0 F8 HBP BB		0-3 K	2	0	0	0	0	1	0						
Mike Lum, L (7, PH) OBP: 0.324, SLG: 0.224										0	0	0	0	1	0	0						
Rick Camp, R (7, 1) OBP: 0.339, SLG: 0.352										0	0	0	0	0	0	0						
Biff Pocoroba, S (9, PH) OBP: 0.339, SLG: 0.352										1	0	0	0	0	1	0						
Inning Stats	R: 0 E: 0 K: 1 S: 6	H: 1 LOB: 1 BB: 0 P: 6	R: 0 E: 0 K: 2 S: 8	H: 1 LOB: 1 BB: 0 P: 8	R: 0 E: 0 K: 2 S: 7	H: 0 LOB: 1 BB: 1 P: 11	R: 0 E: 0 K: 0 S: 3	H: 0 LOB: 0 BB: 0 P: 3	R: 0 E: 0 K: 0 S: 7	H: 0 LOB: 0 BB: 0 P: 7	R: 1 E: 2 K: 1 S: 8	H: 1 LOB: 3 BB: 1 P: 12	R: 0 E: 0 K: 0 S: 3	H: 0 LOB: 2 BB: 1 P: 8	R: 0 E: 0 K: 1 S: 5	H: 0 LOB: 0 BB: 0 P: 5	R: 0 E: 0 K: 1 S: 5	H: 0 LOB: 0 BB: 0 P: 5	1B: 3 2B: 0 3B: 0 HR: 0	SF: 0 SAC: 0 DP: 0 HBP: 1	WP: 0 PB: 0 SB: 0 CS: 0	PA: 36
PITCHER Scott Sanderson, R (1, 1) ERA: 2.76	IP: 9.0 WLS: W BF: 36 H: 3 R: 1 ER: 0 SO: 10 BB: 3 IBB: 0 HBP: 1 BLK: 0 WP: 0 HR: 0 S: 52 P: 65 ERA: 0.00 WHIP: 0.667															PITCHER						

AB 32
R 1
H 3
RBI 1
BB 3
SO 10
LOB 17



Batter	1	2	3	4	5	6	7	8	9	AB	R	H	RBI	BB	SO	LOB	BOTTOM			
Ron LeFlore, R (1, 7) OBP: 0.332, SLG: 0.349	0-0 F9		4-0 BB		4-0 2B BB		0-0 1-3			2	1	0	0	2	0	0	Atlanta Braves @ Montreal Expos Olympic Stadium, Montreal, QB Fri Aug 01 1980, 7:05 PM EDT Att: 30,168 - Unknown			
Rodney Scott, S (1, 4) OBP: 0.304, SLG: 0.285	0-0 2B		0-3 K		0-0 1-H 2B		0-0 4-3			4	1	2	1	0	1	2				
Andre Dawson, R (1, 8) OBP: 0.370, SLG: 0.483	0-0 2-3 3-H HR 2B		0-0 F8		1-0 G4-6-3 HBP		0-0 F9			3	1	1	1	0	0	0				
Ellis Valentine, R (1, 9) OBP: 0.362, SLG: 0.513	0-0 2-3		0-0 5-3		0-0 F7		4-0 BB			3	0	0	0	1	0	3				
Warren Cromartie, L (1, 3) OBP: 0.368, SLG: 0.463	0-0 HR		0-0 F8		0-0 G4-6-3 1-2		0-0 F7			4	1	1	2	0	0	3				
Gary Carter, R (1, 2) OBP: 0.314, SLG: 0.471	0-0 F2			0-0 F7		4-0 CS BB		0-0 P4		3	0	0	0	1	0	1				
Larry Parrish, R (1, 5) OBP: 0.333, SLG: 0.471		0-0 2B		0-0 BB 1B		0-0 P6				3	0	2	0	0	0	1				
Chris Speier, R (1, 6) OBP: 0.335, SLG: 0.305		0-3 K		4-0 1-2 BB		0-3 K				2	0	0	0	1	2	2				
Scott Sanderson, R (1, 1) OBP: 0.098, SLG: 0.150		0-3 K		0-3 K			0-0 5-3			3	0	0	0	0	2	2				
Inning Stats	R: 3 E: 0 K: 0 S: 6	H: 3 LOB: 0 BB: 0 P: 6	R: 0 E: 0 K: 3 S: 10	H: 1 LOB: 2 BB: 1 P: 14	R: 0 E: 0 K: 0 S: 3	H: 0 LOB: 0 BB: 0 P: 3	R: 0 E: 0 K: 1 S: 5	H: 1 LOB: 1 BB: 1 P: 9	R: 1 E: 0 K: 0 S: 3	H: 1 LOB: 1 BB: 1 P: 8	R: 0 E: 0 K: 1 S: 4	H: 0 LOB: 1 BB: 1 P: 8	R: 0 E: 0 K: 0 S: 3	H: 0 LOB: 0 BB: 0 P: 3	R: 0 E: 0 K: 0 S: 3	H: 0 LOB: 1 BB: 1 P: 7		1B: 1 2B: 4 3B: 1 HR: 1	SF: 0 SAC: 0 DP: 2 HBP: 1	WP: 0 PB: 0 SB: 0 CS: 1
PITCHER Phil Niekro, R (1, 1) ERA: 4.12	IP: 6.0 WLS: L BF: 26 H: 6 R: 4 ER: 4 SO: 5 BB: 4 IBB: 1 HBP: 0 BLK: 0 WP: 0 HR: 1 S: 31 P: 48 ERA: 6.00 WHIP: 1.667															PITCHER				
Rick Camp, R (7, 1) ERA: 2.69	IP: 2.0 WLS: L BF: 7 H: 0 R: 0 ER: 0 SO: 0 BB: 1 IBB: 0 HBP: 0 BLK: 0 WP: 0 HR: 0 S: 6 P: 10 ERA: 0.00 WHIP: 0.500															PITCHER				



Batter	1	2	3	4	5	6	7	8	9	AB	R	H	RBI	BB	SO	LOB	TOP					
Jerry Royster, R (1.5) OBP: 0.314, SLG: 0.309	F8		K			F9		2H 2B		4	0	1	1	0	1	0	Atlanta Braves @ Montreal Expos Olympic Stadium, Montreal, QB Sat Aug 02 1980, 7:05 PM EDT Att: 41,785 - Unknown livebaseballscores.com					
Dale Murphy, R (1.8) OBP: 0.345, SLG: 0.467	K			5-3		F7		K		4	0	0	0	0	2	1						
Chris Chambliss, L (1.3) OBP: 0.344, SLG: 0.452	F8			6-3		1B		1-3		4	0	1	0	0	0	1						
Gary Matthews, R (1.9) OBP: 0.310, SLG: 0.415		1-3		K		F9		4-3		4	0	0	0	0	1	2						
Jeff Burroughs, R (1.7) OBP: 0.346, SLG: 0.442	F3				K			6-3		4	0	0	0	0	1	0						
Glenn Hubbard, R (1.4) OBP: 0.325, SLG: 0.416	FC6-4 1B				BB 1B		F7	F9		4	0	2	0	0	0	0						
Bruce Benedict, R (1.2) OBP: 0.300, SLG: 0.310	FC6-4 1-2				BB 1-2 BB		1B	5-3		3	0	1	0	1	0	1						
Luis Gomez, R (1.6) OBP: 0.242, SLG: 0.212			5-3		P4					2	0	0	0	0	0	2						
Larvell Blanks, R (7. PH) OBP: 0.256, SLG: 0.259					F8					1	0	0	0	0	0	1						
Doyle Alexander, R (1.1) OBP: 0.172, SLG: 0.193					F9					1	0	0	0	0	0	0						
Charlie Spikes, R (5. PH) OBP: 0.345, SLG: 0.357										1	0	0	0	0	0	2						
Preston Hanna, R (5.1) OBP: 0.222, SLG: 0.444										0	0	0	0	0	0	0						
Bill Nahorodny, R (8. PH) OBP: 0.313, SLG: 0.488								2B 2B		1	1	1	0	0	0	0						
Al Hrabosky, R (8.1) OBP: 0.313, SLG: 0.488										0	0	0	0	0	0	0						
Inning Stats	R: 0 E: 0 K: 1 S: 5	H: 0 LOB: 0 BB: 0 P: 5	R: 0 E: 0 K: 0 S: 4	H: 1 LOB: 1 BB: 0 P: 4	R: 0 E: 0 K: 1 S: 5	H: 0 LOB: 0 BB: 0 P: 5	R: 0 E: 0 K: 1 S: 5	H: 0 LOB: 0 BB: 0 P: 5	R: 0 E: 0 K: 1 S: 6	H: 1 LOB: 2 BB: 1 P: 10	R: 0 E: 0 K: 0 S: 4	H: 1 LOB: 1 BB: 0 P: 4	R: 0 E: 0 K: 0 S: 4	H: 1 LOB: 1 BB: 0 P: 4	R: 1 E: 0 K: 1 S: 7	H: 2 LOB: 1 BB: 0 P: 7	R: 0 E: 0 K: 0 S: 3	H: 0 LOB: 0 BB: 0 P: 3	1B: 4 2B: 2 3B: 0 HR: 0	SF: 0 SAC: 0 DP: 0 HBP: 0	WP: 0 PB: 0 CS: 0	PA: 34
PITCHER Fred Norman, L (1.1) ERA: 4.05	IP: 9.0 WLS: W BF: 34 H: 6 R: 1 ER: 1 SO: 5 BB: 1 IBB: 0 HBP: 0 BLK: 0 WP: 0 HR: 0 S: 43 P: 47 ERA: 1.00 WHIP: 0.778																					

Batter	1	2	3	4	5	6	7	8	9	AB	R	H	RBI	BB	SO	LOB	BOTTOM				
Ron LeFlore, R (1.7) OBP: 0.335, SLG: 0.356	4-3					1B S 6-3 BB		5-3		3	2	1	1	2	0	0	Atlanta Braves @ Montreal Expos Olympic Stadium, Montreal, QB Sat Aug 02 1980, 7:05 PM EDT Att: 41,785 - Unknown livebaseballscores.com				
Rodney Scott, S (1.4) OBP: 0.308, SLG: 0.293										4	1	2	0	0	0	2					
Tony Bernazard, S (8.4) OBP: 0.292, SLG: 0.348	HR			6-3		6-3 1B				0	0	0	0	0	0	0					
Andre Dawson, R (1.8) OBP: 0.371, SLG: 0.483	F8					6-3				4	1	2	1	0	0	2					
Ellis Valentine, R (1.9) OBP: 0.368, SLG: 0.534	HR					F8				4	1	3	2	0	0	1					
Warren Cromartie, L (1.3) OBP: 0.370, SLG: 0.461	BB					4-3				2	0	0	0	2	1	2					
Gary Carter, R (1.2) OBP: 0.314, SLG: 0.470	P3					6-4-3 1B				3	0	1	1	0	1	1					
Larry Parrish, R (1.5) OBP: 0.332, SLG: 0.468						1-2 2-3 1B				4	0	1	0	0	1	1					
Chris Speier, R (1.6) OBP: 0.333, SLG: 0.303						F9				4	0	1	0	0	0	3					
Fred Norman, S (1.1) ERA: 4.12						4-3				3	0	0	0	0	0	0					
Inning Stats	R: 2 E: 0 K: 0 S: 5	H: 2 LOB: 1 BB: 1 P: 9	R: 0 E: 0 K: 1 S: 6	H: 1 LOB: 2 BB: 1 P: 10	R: 1 E: 0 K: 0 S: 5	H: 3 LOB: 2 BB: 1 P: 9	R: 1 E: 0 K: 0 S: 6	H: 3 LOB: 2 BB: 0 P: 6	R: 0 E: 0 K: 1 S: 5	H: 0 LOB: 0 BB: 0 P: 5	R: 1 E: 0 K: 0 S: 4	H: 1 LOB: 1 BB: 1 P: 8	R: 0 E: 0 K: 1 S: 5	H: 1 LOB: 0 BB: 0 P: 5	R: 0 E: 0 K: 0 S: 3	H: 0 LOB: 0 BB: 0 P: 3		1B: 7 2B: 2 3B: 1 HR: 2	SF: 1 SAC: 1 DP: 2 HBP: 0	WP: 0 PB: 1 CS: 0	PA: 37
PITCHER Doyle Alexander, R (1.1) ERA: 3.77	IP: 4.0 WLS: L BF: 23 H: 9 R: 4 ER: 4 SO: 1 BB: 3 IBB: 0 HBP: 0 BLK: 0 WP: 0 HR: 2 S: 22 P: 34 ERA: 9.00 WHIP: 3.000																				
Preston Hanna, R (5.1) ERA: 4.08	IP: 3.0 WLS: 11 BF: 2 H: 1 R: 1 ER: 1 SO: 2 BB: 1 IBB: 0 HBP: 0 BLK: 0 WP: 0 HR: 14 S: 18 P: 18 ERA: 3.00 WHIP: 1.000																				
Al Hrabosky, L (8.1) ERA: 4.12	IP: 1.0 WLS: 3 BF: 0 H: 0 R: 0 ER: 0 SO: 0 BB: 0 IBB: 0 HBP: 0 BLK: 0 WP: 0 HR: 3 S: 3 P: 3 ERA: 0.00 WHIP: 0.000																				

Batter	1	2	3	4	5	6	7	8	9	AB	R	H	RBI	BB	SO	LOB	TOP		
Jerry Royster, R OBP: 0.316, SLG: 0.308 (1, 5)										4	0	1	0	1	0	1	Atlanta Braves @ Montreal Expos Olympic Stadium, Montreal, QB Sun Aug 03 1980, 3:33 AM EDT Att: 38,356 - Unknown		
Glenn Hubbard, R OBP: 0.331, SLG: 0.417 (1, 4)										4	1	1	0	1	0	4			
Gary Matthews, R OBP: 0.314, SLG: 0.418 (1, 9)										5	2	3	0	0	2				
Chris Chambliss, L OBP: 0.347, SLG: 0.453 (1, 3)										4	1	2	1	1	1	2			
Dale Murphy, R OBP: 0.346, SLG: 0.469 (1, 8)										5	1	1	1	0	1	7			
Brian Asselstine, L OBP: 0.317, SLG: 0.400 (1, 7)											4	0	3	3	1	0		3	
Bill Nahorodny, R OBP: 0.301, SLG: 0.468 (1, 2)										5	0	0	0	0	1	4			
Luis Gomez, R OBP: 0.244, SLG: 0.219 (6, PH)										2	0	1	0	0	0	0			
Mike Lum, L OBP: 0.319, SLG: 0.220 (6, PH)										1	0	0	0	0	1	1			
Larry Burroughs, R OBP: 0.255, SLG: 0.258 (9, PH)										1	0	0	0	0	0	0			
Jeff Burroughs, R OBP: 0.344, SLG: 0.440 (9, PH)										1	0	0	0	0	1	1			
Larry McWilliams, L OBP: 0.250, SLG: 0.175 (6, PH)										2	0	0	0	0	2	1			
Biff Pocoreba, S OBP: 0.349, SLG: 0.382 (6, 1)										1	0	1	0	0	0	0			
Gene Garber, R (6, 1)										0	0	0	0	0	0	0			
Bob Horner, R OBP: 0.302, SLG: 0.557 (8, PH)										1	0	0	0	0	0	0			
Rick Matula, R OBP: 0.053, SLG: 0.053 (8, 1)										0	0	0	0	0	0	0			
Inning Stats	R: 0 E: 0 K: 0 S: 4	H: 1 LOB: 3 BB: 2 P: 12	R: 0 E: 0 K: 2 S: 7	H: 0 LOB: 0 BB: 0 P: 7	R: 3 E: 0 K: 1 S: 8	H: 4 LOB: 1 BB: 0 P: 8	R: 0 E: 0 K: 1 S: 6	H: 1 LOB: 1 BB: 0 P: 6	R: 0 E: 0 K: 1 S: 6	H: 1 LOB: 3 BB: 2 P: 14	R: 0 E: 0 K: 0 S: 5	H: 2 LOB: 2 BB: 0 P: 5	R: 0 E: 1 K: 0 S: 4	H: 0 LOB: 1 BB: 0 P: 4	R: 2 E: 0 K: 2 S: 10	H: 3 LOB: 1 BB: 0 P: 10	1B: 8 2B: 4 3B: 1 HR: 0	SF: 0 SAC: 0 DP: 0 HBP: 0	WP: 1 PA: 44 PB: 0 SB: 0 CS: 0
PITCHER	IP WLS BF H R ER SO BB IBB HBP BLK WP HR S P ERA WHIP																		
Charlie Lea, R ERA: 3.02 (1, 1)	5.2 W 28 8 3 3 5 4 0 0 0 1 0 34 50 4.76 2.118																		
Dale Murray, R ERA: 6.45 (6, 1)	2.2 S 14 5 2 2 1 0 0 0 0 0 0 16 16 6.75 1.875																		
Elias Sosa, R ERA: 3.58 (9, 1)	0.2 S 2 0 0 0 1 0 0 0 0 0 0 4 4 0.00 0.000																		

Batter	1	2	3	4	5	6	7	8	9	AB	R	H	RBI	BB	SO	LOB	BOTTOM		
Ron LeFlore, R OBP: 0.333, SLG: 0.354 (1, 7)										3	0	0	0	0	2	1	Atlanta Braves @ Montreal Expos Olympic Stadium, Montreal, QB Sun Aug 03 1980, 3:33 AM EDT Att: 38,356 - Unknown		
Jerry White, S OBP: 0.375, SLG: 0.505 (7, 7)										2	0	2	0	0	0	0			
Rodney Scott, S OBP: 0.308, SLG: 0.293 (1, 4)										4	0	1	0	1	1	3			
Andre Dawson, R OBP: 0.372, SLG: 0.485 (1, 8)										5	2	2	1	0	0	5			
Ellis Valentine, R OBP: 0.370, SLG: 0.550 (1, 9)										4	2	2	3	0	1	1			
Warren Cromartie, L OBP: 0.369, SLG: 0.459 (1, 3)										4	0	1	1	0	0	0			
Gary Carter, R OBP: 0.316, SLG: 0.467 (1, 2)										2	0	0	0	2	1	1			
Larry Parrish, R OBP: 0.335, SLG: 0.466 (1, 5)										3	1	1	0	1	0	1			
Chris Speier, R OBP: 0.332, SLG: 0.307 (1, 6)										4	0	1	1	0	1	2			
Charlie Lea, R OBP: 0.087, SLG: 0.136 (6, 1)										2	1	1	0	0	0	2			
Dale Murray, R (6, 1)										2	0	0	0	0	1	1			
Elias Sosa, R OBP: 0.200, SLG: 0.200 (9, 1)										0	0	0	0	0	0	0			
Inning Stats	R: 0 E: 0 K: 1 S: 6	H: 1 LOB: 1 BB: 0 P: 6	R: 0 E: 0 K: 1 S: 5	H: 0 LOB: 2 BB: 2 P: 13	R: 2 E: 0 K: 1 S: 7	H: 2 LOB: 0 BB: 0 P: 7	R: 0 E: 0 K: 0 S: 3	H: 0 LOB: 0 BB: 0 P: 3	R: 3 E: 0 K: 2 S: 11	H: 4 LOB: 1 BB: 0 P: 11	R: 1 E: 0 K: 1 S: 8	H: 3 LOB: 2 BB: 0 P: 8	R: 0 E: 0 K: 0 S: 3	H: 0 LOB: 1 BB: 1 P: 7	R: 0 E: 0 K: 1 S: 6	H: 1 LOB: 2 BB: 1 P: 10	1B: 6 2B: 3 3B: 1 HR: 1	SF: 0 SAC: 0 DP: 0 HBP: 0	WP: 0 PA: 39 PB: 0 SB: 1 CS: 0
PITCHER	IP WLS BF H R ER SO BB IBB HBP BLK WP HR S P ERA WHIP																		
Larry McWilliams, L ERA: 4.44 (1, 1)	5.0 L 24 7 5 5 5 2 0 0 0 0 0 1 32 40 9.00 1.800																		
Gene Garber, R ERA: 4.37 (6, 1)	2.0 10 3 1 1 1 1 0 0 0 0 0 11 15 4.50 2.000																		
Rick Matula, R ERA: 4.38 (8, 1)	1.0 5 1 0 0 1 1 0 0 0 0 0 6 10 0.00 2.000																		



Batter	1	2	3	4	5	6	7	8	9	10	AB	R	H	RBI	BB	SO	LOB	TOP			
Frank Taveras, R OBP: 0.315, SLG: 0.330 (1, 6)	F3		4-3		FC5			1B		F6	5	0	1	0	0	0	1	New York Mets @ Montreal Expos Olympic Stadium, Montreal, QB Mon Aug 04 1980, 7:05 PM EDT Unknown livebaseballscorecards.com AB 35 R 3 H 6 RBI 2 BB 2 SO 8 LOB 12			
Elliott Maddox, R OBP: 0.348, SLG: 0.337 (1, 5)	F8		K		FC6			F8		K	5	0	0	0	0	2	2				
Lee Mazzilli, S OBP: 0.376, SLG: 0.468 (1, 8)	K		6-3					K			4	0	0	0	0	2	1				
Claudell Washington, L OBP: 0.321, SLG: 0.464 (1, 7)		F7		F8				4-3			4	0	0	0	0	1	1				
Joel Youngblood, R OBP: 0.342, SLG: 0.390 (1, 9)		1B		6-3				K			4	1	1	0	0	2	0				
Mike Jorgensen, L OBP: 0.375, SLG: 0.415 (1, 3)		1B		F2				BB			2	1	1	0	2	0	0				
Alex Trevino, R OBP: 0.314, SLG: 0.298 (1, 2)		1B			5-3			F8		F9	4	0	1	1	0	0	2				
Doug Flynn, R OBP: 0.290, SLG: 0.298 (1, 4)		1B						F9		F9	4	1	2	1	0	0	2				
Pat Zachry, R OBP: 0.091, SLG: 0.065 Jose Moreno, S OBP: 0.294, SLG: 0.625 Neil Allen, R OBP: 0.143, SLG: 0.143 (10, 1)		1B			SH			5-3			2	0	0	0	0	0	3				
Inning Stats	R: 0 E: 0 K: 1 S: 5	H: 0 LOB: 0 BB: 0 P: 5	R: 2 E: 0 K: 0 S: 6	H: 4 LOB: 1 BB: 0 P: 6	R: 0 E: 0 K: 1 S: 5	H: 0 LOB: 0 BB: 0 P: 5	R: 0 E: 0 K: 0 S: 3	H: 0 LOB: 0 BB: 0 P: 3	R: 1 E: 1 K: 0 S: 5	H: 1 LOB: 1 BB: 0 P: 5	R: 0 E: 0 K: 2 S: 7	H: 0 LOB: 0 BB: 0 P: 7	R: 0 E: 0 K: 1 S: 6	H: 1 LOB: 1 BB: 0 P: 6	R: 0 E: 0 K: 1 S: 5	H: 0 LOB: 1 BB: 1 P: 9	R: 0 E: 0 K: 2 S: 7		H: 0 LOB: 0 BB: 0 P: 7	1B: 5 2B: 1 3B: 0 HR: 0	SF: 0 SAC: 1 DP: 1 HBP: 0
PITCHER	IP	WLS	BF	H	R	ER	SO	BB	IBB	HBP	BLK	WP	HR	S	P	ERA	WHIP				
Steve Rogers, R ERA: 3.05 (1, 1)	8.0		31	6	3	2	5	1	0	0	0	0	0	40	44	2.25	0.875				
Stan Bahnsen, R ERA: 3.12 (9, 1)	0.1	2	0	0	0	1	1	0	0	0	0	0	0	3	7	0.00	3.000				
Elias Sosa, R ERA: 3.48 (9, 1)	1.2	W	5	0	0	0	2	0	0	0	0	0	0	9	9	0.00	0.000				

Batter	1	2	3	4	5	6	7	8	9	10	AB	R	H	RBI	BB	SO	LOB	BOTTOM					
Ron LeFlore, R OBP: 0.331, SLG: 0.350 (1, 7)	K		F9			5-3		E5		1B	4	2	0	0	1	1	1	New York Mets @ Montreal Expos Olympic Stadium, Montreal, QB Mon Aug 04 1980, 7:05 PM EDT Unknown livebaseballscorecards.com AB 34 R 4 H 7 RBI 1 BB 4 SO 7 LOB 12					
Rodney Scott, S OBP: 0.314, SLG: 0.301 (1, 4)	CS		L3			1B		BLK		1B	4	0	3	0	1	0	1						
Andre Dawson, R OBP: 0.372, SLG: 0.482 (1, 8)	BB			5-3		K		F5			4	0	1	1	1	2							
Ellis Valentine, R OBP: 0.354, SLG: 0.541 (1, 9)	F7			5-3		F6		K			4	0	0	0	0	1	4						
Warren Cromartie, L OBP: 0.365, SLG: 0.454 (1, 3)		K			F8			F4-3		F2	4	0	0	0	0	1	1						
Gary Carter, R OBP: 0.315, SLG: 0.485 (1, 2)		K				1B		F7		5-3	4	0	1	0	0	1	0						
Larry Parrish, R OBP: 0.330, SLG: 0.459 (1, 5)		1-3			F7			5-3		5-3	4	0	0	0	0	0	1						
Chris Speier, R OBP: 0.335, SLG: 0.311 (1, 6)					F7			F2		F2	4	1	2	0	0	0	1						
Steve Rogers, R OBP: 0.267, SLG: 0.170 Jerry White, S OBP: 0.351, SLG: 0.505 Stan Bahnsen, R OBP: 0.300, SLG: 0.250 Elias Sosa, R OBP: 0.200, SLG: 0.200 Tony Bernazard, S OBP: 0.291, SLG: 0.346 (10, PH)					SH1-4			BB		1B	1	0	0	0	0	1	1						
Inning Stats	R: 0 E: 0 K: 1 S: 5	H: 1 LOB: 1 BB: 1 P: 9	R: 0 E: 0 K: 2 S: 7	H: 0 LOB: 0 BB: 0 P: 7	R: 0 E: 0 K: 0 S: 4	H: 1 LOB: 1 BB: 0 P: 4	R: 0 E: 0 K: 0 S: 3	H: 0 LOB: 0 BB: 0 P: 3	R: 0 E: 0 K: 1 S: 6	H: 1 LOB: 1 BB: 0 P: 6	R: 0 E: 0 K: 1 S: 6	H: 0 LOB: 0 BB: 0 P: 6	R: 0 E: 0 K: 0 S: 3	H: 0 LOB: 0 BB: 0 P: 3	R: 3 E: 1 K: 1 S: 8	H: 2 LOB: 1 BB: 1 P: 12	R: 0 E: 0 K: 0 S: 3		H: 0 LOB: 0 BB: 0 P: 3	R: 1 E: 0 K: 1 S: 4	H: 1 LOB: 2 BB: 2 P: 12	1B: 6 2B: 1 3B: 0 HR: 0	SF: 0 SAC: 1 DP: 0 HBP: 0
PITCHER	IP	WLS	BF	H	R	ER	SO	BB	IBB	HBP	BLK	WP	HR	S	P	ERA	WHIP						
Pat Zachry, R ERA: 2.28 (1, 1)	9.0		35	6	3	0	6	2	0	0	1	0	0	45	53	0.00	0.889						
Neil Allen, R ERA: 3.82 (10, 1)	0.1	L	4	1	1	1	1	2	0	0	0	0	0	4	12	27.00	9.000						

Batter	1	2	3	4	5	6	7	8	9	AB	R	H	RBI	BB	SO	LOB	TOP			
Joel Youngblood, R OBP: 0.348, SLG: 0.398 (1, 9)										4	0	3	0	1	1	1	New York Mets @ Montreal Expos Olympic Stadium, Montreal, QB Mon Aug 04 1980, 7:05 PM EDT Att: 51,466 - Unknown			
Bill Almon, R OBP: 0.293, SLG: 0.352 (1, 6)										3	1	0	0	1	1	4				
Lee Mazzilli, S OBP: 0.375, SLG: 0.473 (1, 3)										4	1	1	2	0	0	2				
Steve Henderson, R OBP: 0.381, SLG: 0.445 Claudell Washington, L OBP: 0.321, SLG: 0.464 (9, 7)										2	1	2	0	2	0	0				
Jerry Morales, R OBP: 0.297, SLG: 0.336 (1, 8)										4	1	2	1	0	1	2				
Elliott Maddox, R OBP: 0.344, SLG: 0.332 (1, 5)										4	0	0	0	0	1	4				
Alex Trevino, R OBP: 0.306, SLG: 0.290 (1, 2)										4	0	0	0	0	0	2				
Doug Flynn, R OBP: 0.292, SLG: 0.301 (1, 4)										4	0	2	0	0	1	0				
Mark Bomback, R OBP: 0.281, SLG: 0.286 Dyar Miller, R (8, 1) Neil Allen, R OBP: 0.143, SLG: 0.143 (9, 1)										2	0	0	0	0	0	0				
Inning Stats	R: 0 E: 0 K: 0 S: 3	H: 1 LOB: 0 BB: 0 P: 3	R: 0 E: 0 K: 0 S: 4	H: 2 LOB: 1 BB: 0 P: 4	R: 0 E: 0 K: 0 S: 3	H: 1 LOB: 0 BB: 0 P: 3	R: 3 E: 1 K: 0 S: 5	H: 2 LOB: 0 BB: 1 P: 9	R: 0 E: 0 K: 0 S: 4	H: 1 LOB: 2 BB: 1 P: 8	R: 0 E: 0 K: 1 S: 5	H: 1 LOB: 1 BB: 1 P: 9	R: 0 E: 0 K: 1 S: 8	H: 0 LOB: 1 BB: 1 P: 9	R: 0 E: 0 K: 1 S: 6	H: 1 LOB: 1 BB: 0 P: 6		1B: 7 2B: 3 3B: 0 HR: 2	SF: 0 SAC: 2 DP: 3 HBP: 0	WP: 0 PB: 0 SB: 0 CS: 2
PITCHER	IP WLS BF H R ER SO BB IBB HBP BLK WP HR S P ERA WHIP	6.0 L 25 8 4 3 1 3 0 0 0 0 2 24 36 4.50 1.833	2.0 8 1 0 0 3 1 0 0 0 0 0 13 17 0.00 1.000	1.0 4 1 0 0 1 0 0 0 0 0 0 6 6 0.00 1.000																

Batter	1	2	3	4	5	6	7	8	9	AB	R	H	RBI	BB	SO	LOB	BOTTOM	
Ron LeFlore, R OBP: 0.333, SLG: 0.350 Elias Sosa, R OBP: 0.200, SLG: 0.200 (9, 1)										3	0	1	0	1	0	0	New York Mets @ Montreal Expos Olympic Stadium, Montreal, QB Mon Aug 04 1980, 7:05 PM EDT Att: 51,466 - Unknown	
Rodney Scott, S OBP: 0.315, SLG: 0.303 (1, 4)										4	1	2	0	0	1	1		
Andre Dawson, R OBP: 0.368, SLG: 0.477 (1, 8)										4	0	0	0	0	1	4		
Ellis Valentine, R OBP: 0.370, SLG: 0.540 Tim Raines, S OBP: 0.263, SLG: 0.067 (9, PR)										3	0	1	0	1	0	1		
Warren Cromartie, L OBP: 0.362, SLG: 0.449 (1, 3)										4	0	0	0	0	2	6		
Larry Parrish, R OBP: 0.332, SLG: 0.471 (1, 5)										4	1	2	2	0	0	0		
Chris Speier, R OBP: 0.331, SLG: 0.307 Jerry White, S OBP: 0.377, SLG: 0.500 (9, PH)										3	0	0	0	0	0	0		
Bobby Ramos, R OBP: 0.176, SLG: 0.133 (1, 2)										3	0	0	0	0	0	0		
Bill Lee, L OBP: 0.216, SLG: 0.243 Tom Hutton, L OBP: 0.281, SLG: 0.262 Dale Murray, R ERA: 0.66 Rowland Office, L OBP: 0.329, SLG: 0.392 (9, 7)										1	0	0	0	0	0	0		
Inning Stats	R: 0 E: 0 K: 1 S: 5	H: 1 LOB: 0 BB: 0 P: 5	R: 0 E: 0 K: 0 S: 3	H: 1 LOB: 0 BB: 0 P: 3	R: 0 E: 0 K: 0 S: 3	H: 0 LOB: 0 BB: 0 P: 3	R: 0 E: 0 K: 0 S: 3	H: 0 LOB: 0 BB: 0 P: 3	R: 0 E: 0 K: 0 S: 3	H: 0 LOB: 2 BB: 1 P: 8	R: 2 E: 0 K: 0 S: 5	H: 2 LOB: 2 BB: 0 P: 5	R: 1 E: 0 K: 2 S: 9	H: 2 LOB: 1 BB: 1 P: 13	1B: 5 2B: 0 3B: 0 HR: 2	SF: 0 SAC: 0 DP: 2 HBP: 1		WP: 0 PB: 0 SB: 1 CS: 1
PITCHER	IP WLS BF H R ER SO BB IBB HBP BLK WP HR S P ERA WHIP	7.2 W 28 5 2 2 2 5 1 0 0 0 0 2 29 34 2.35 0.783	0.2 4 1 1 1 1 1 0 0 0 0 0 5 9 13.50 3.000	0.2 S 3 1 0 0 1 0 0 0 0 0 0 5 5 0.00 1.500														


Batter	1	2	3	4	5	6	7	8	9	AB	R	H	RBI	BB	SO	LOB	TOP										
Frank Taveras, R (1, 6) OBP: 0.320, SLG: 0.335										4	0	1	0	0	0	1	New York Mets @ Montreal Expos Olympic Stadium, Montreal, QB Wed Aug 06 1980, 7:05 PM EDT Att: 25,437 - Unknown										
Elliott Maddox, R (1, 5) OBP: 0.340, SLG: 0.328										4	0	0	0	0	0	2											
Steve Henderson, R (1, 7) OBP: 0.377, SLG: 0.437										4	0	0	0	0	0	2											
Claudell Washington, L (1, 9) OBP: 0.326, SLG: 0.467										4	0	2	0	0	0	1											
Mike Jorgensen, L (1, 3) OBP: 0.373, SLG: 0.409										4	0	1	0	0	0	2											
Joel Youngblood, R (1, 8) OBP: 0.348, SLG: 0.396										4	1	2	0	0	0	2											
Alex Trevino, R (1, 2) OBP: 0.307, SLG: 0.292										4	0	2	1	0	0	1											
Doug Flynn, R (1, 4) OBP: 0.294, SLG: 0.318										3	0	0	0	0	0	3											
Roy Lee Jackson, R (1, 1) OBP: 0.222, SLG: 0.444										2	0	1	0	0	0	0											
Jose Moreno, S (7, PH) OBP: 0.263, SLG: 0.556										1	0	0	0	0	0	0											
Dyar Miller, R (7, 1)										0	0	0	0	0	0	0											
Inning Stats	R: 0 E: 0 K: 0 S: 3	H: 0 LOB: 0 BB: 0 P: 3	R: 1 E: 0 K: 0 S: 5	H: 3 LOB: 1 BB: 0 P: 5	R: 0 E: 1 K: 0 S: 4	H: 0 LOB: 1 BB: 0 P: 4	R: 0 E: 0 K: 0 S: 5	H: 2 LOB: 2 BB: 0 P: 5	R: 0 E: 0 K: 0 S: 3	H: 1 LOB: 0 BB: 0 P: 3	R: 0 E: 0 K: 0 S: 4	H: 1 LOB: 1 BB: 0 P: 4	R: 0 E: 0 K: 0 S: 3	H: 0 LOB: 0 BB: 0 P: 3	R: 0 E: 0 K: 0 S: 4	H: 1 LOB: 1 BB: 0 P: 4	R: 0 E: 0 K: 0 S: 3	H: 1 LOB: 0 BB: 0 P: 3	1B: 9 2B: 0 3B: 0 HR: 0	SF: 0 SAC: 0 DP: 1 HBP: 0	WP: 0 PB: 0 SB: 2 CS: 1	PA: 34					
PITCHER	IP	WLS	BF	H	R	ER	SO	BB	IBB	HBP	BLK	WP	HR	S	P	ERA	WHIP										
Scott Sanderson, R (1, 1) ERA: 2.69	7.0	W	28	8	1	1	0	0	0	0	0	0	0	28	28	1.29	1.143										
Elias Sosa, R (8, 1) ERA: 3.36	2.0	S	6	1	0	0	0	0	0	0	0	0	0	6	6	0.00	0.500										

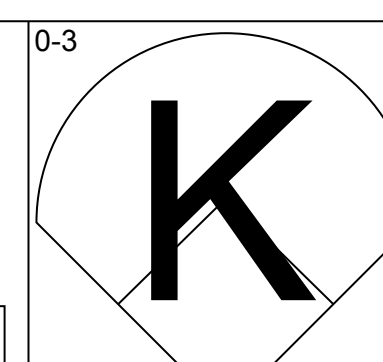
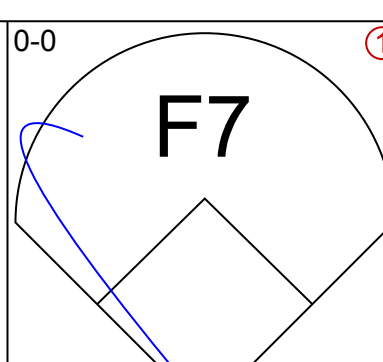
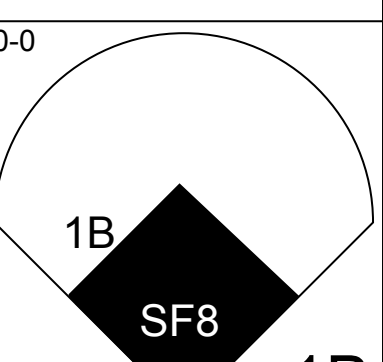
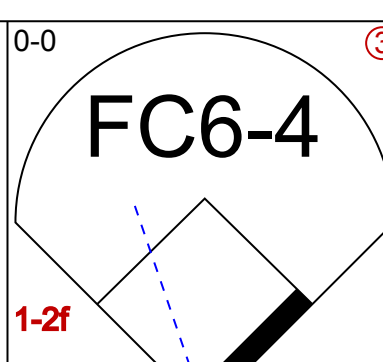
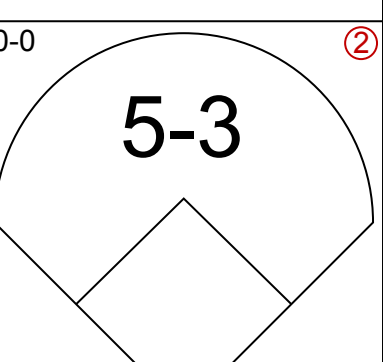
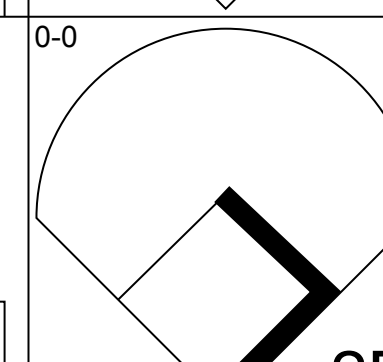
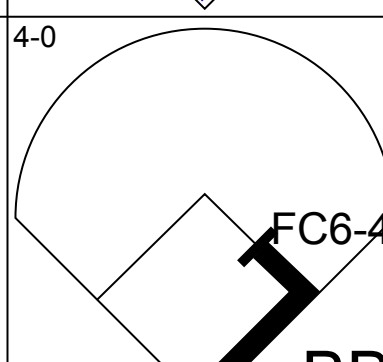
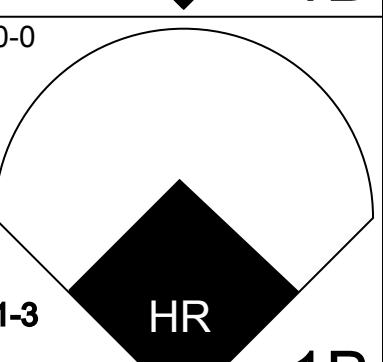
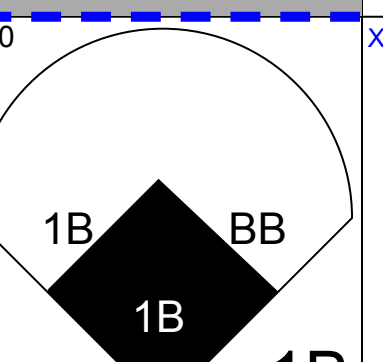
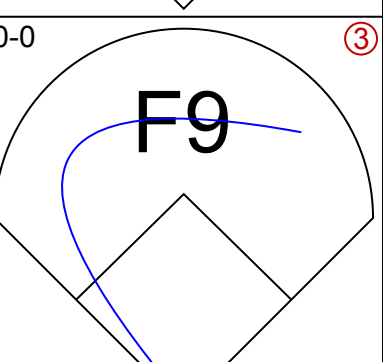
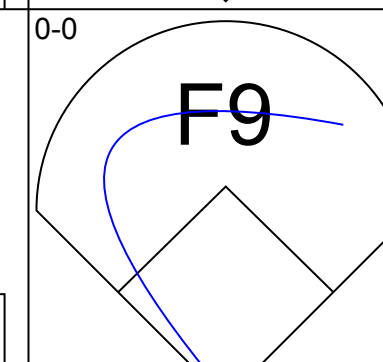
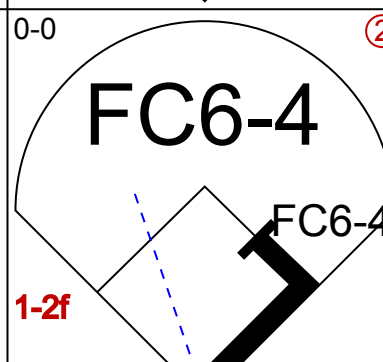
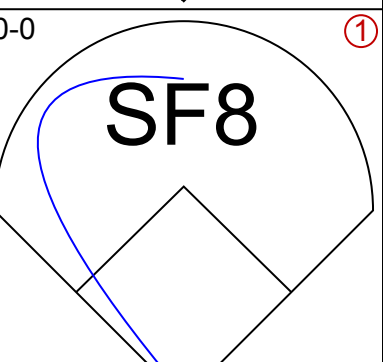
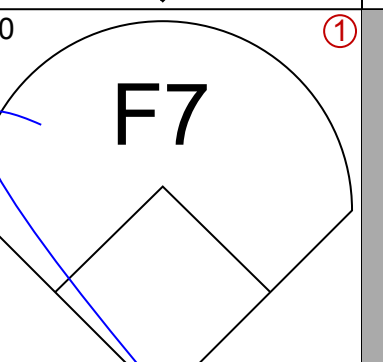
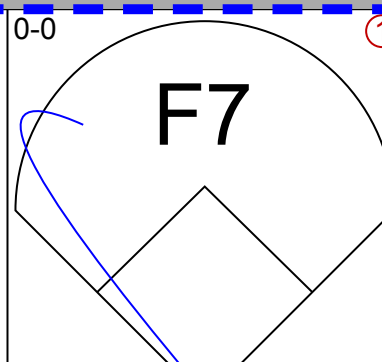
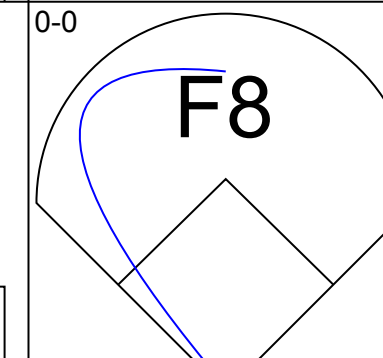
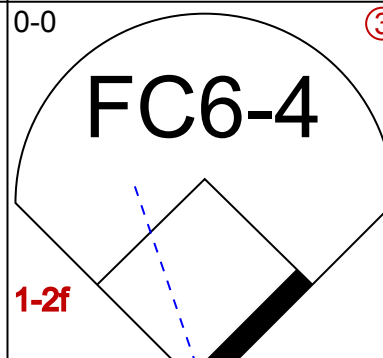
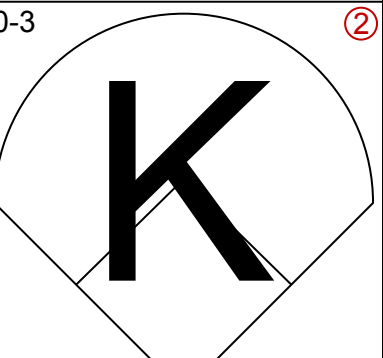
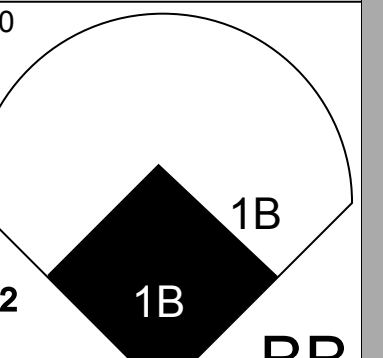
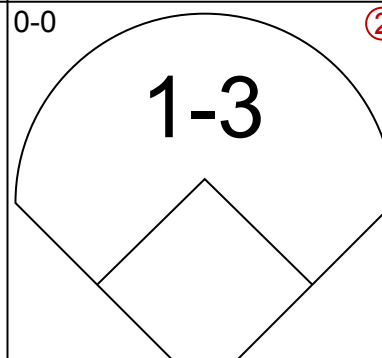
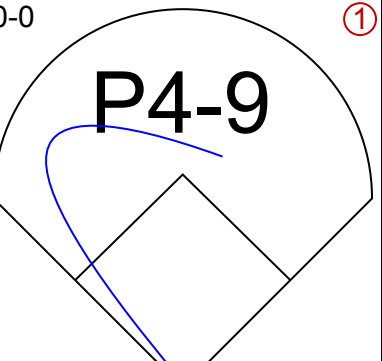
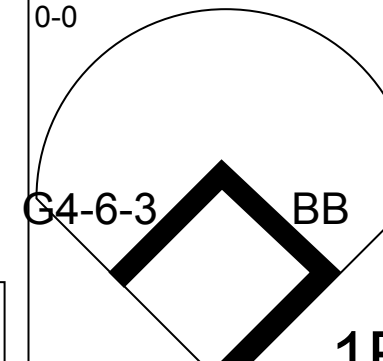
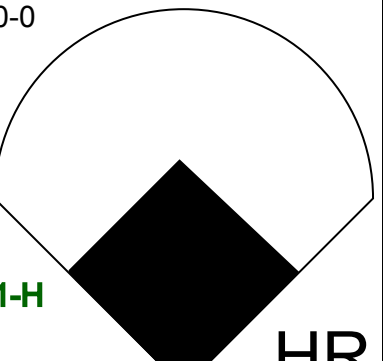
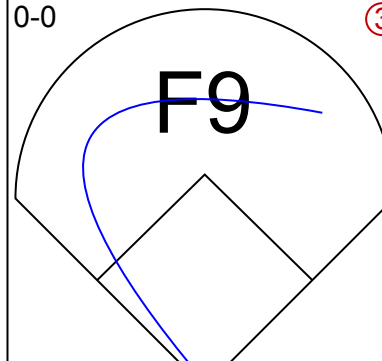
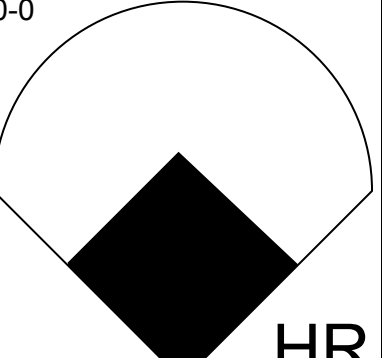
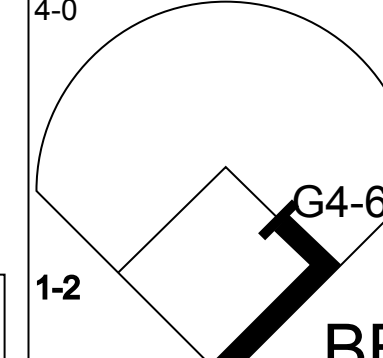
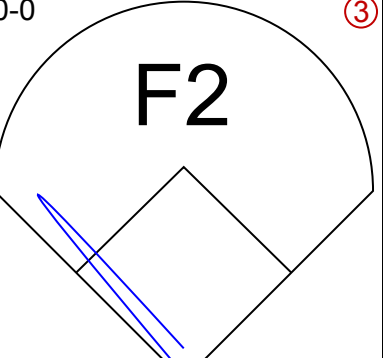

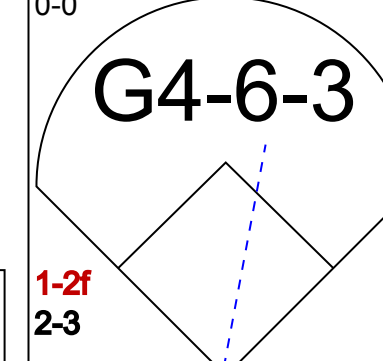
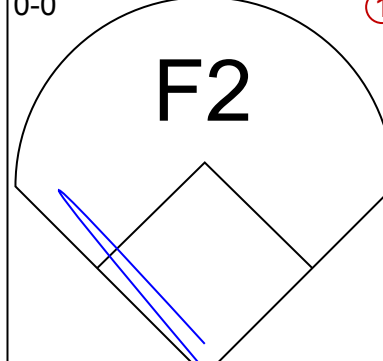

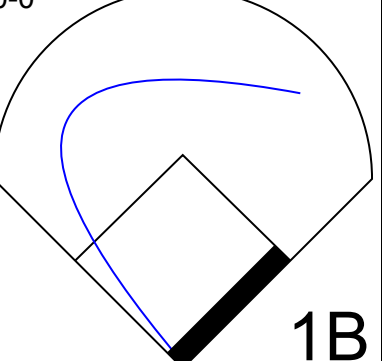
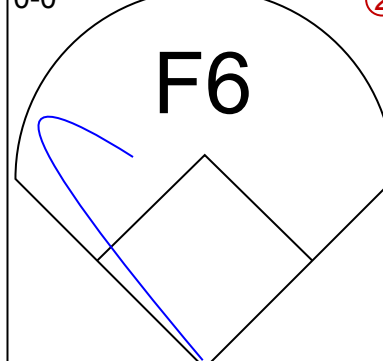


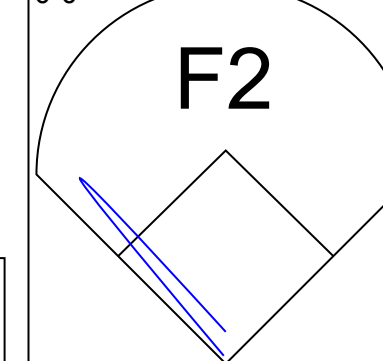
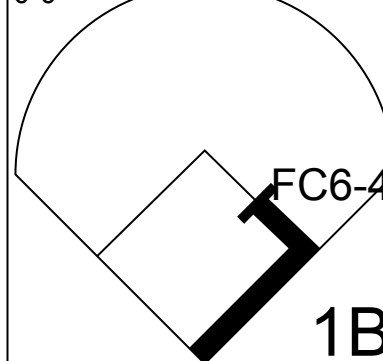
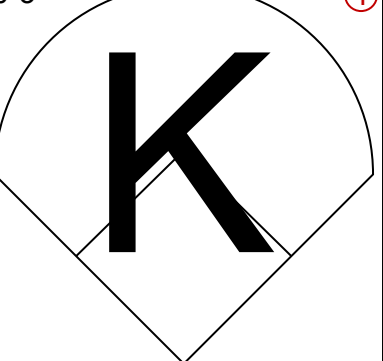
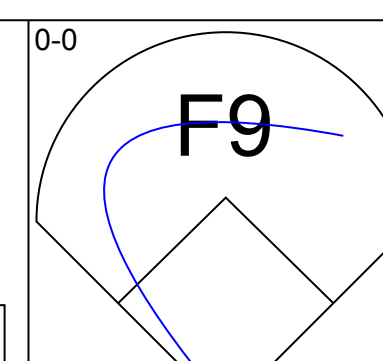
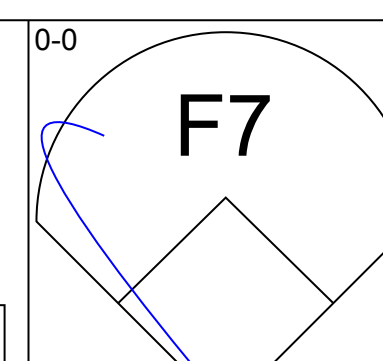
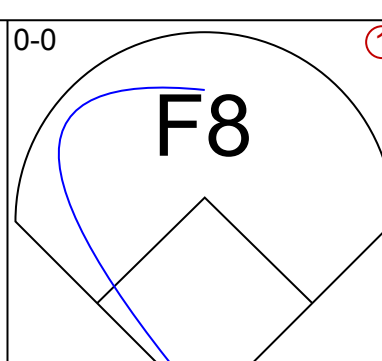
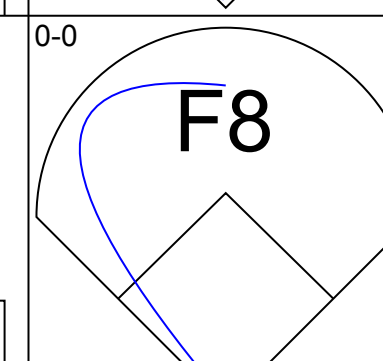
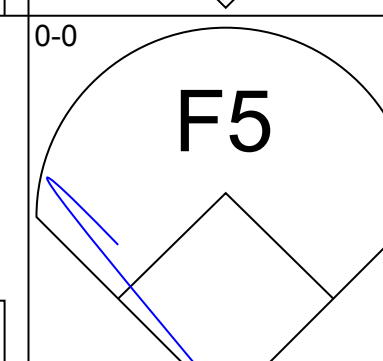
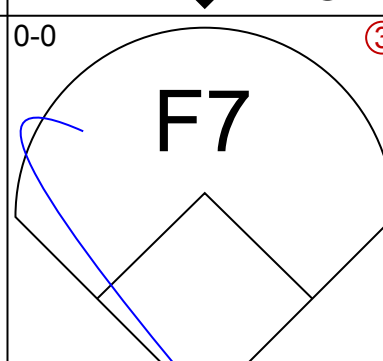

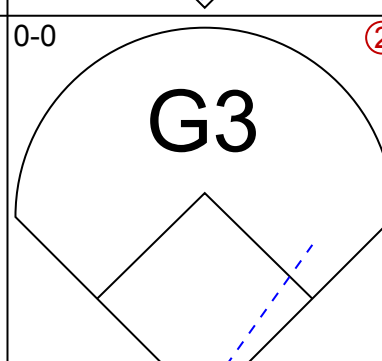
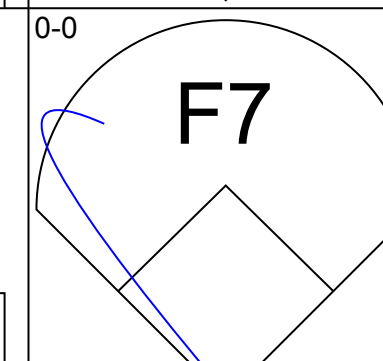
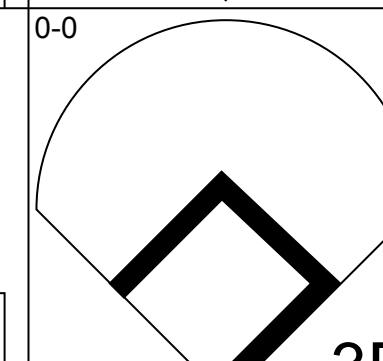
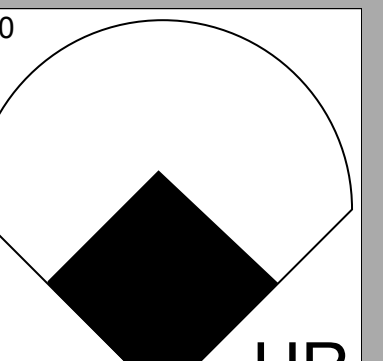
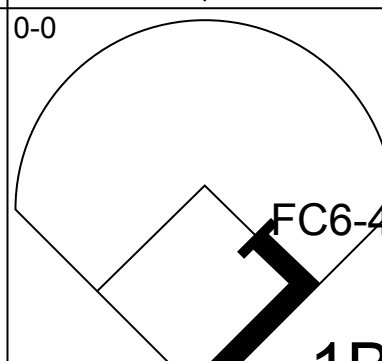
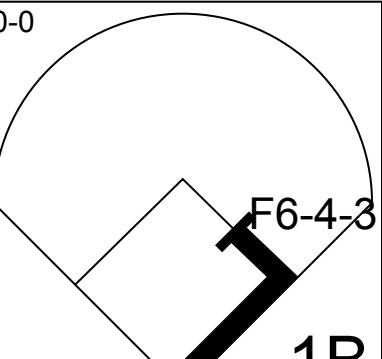
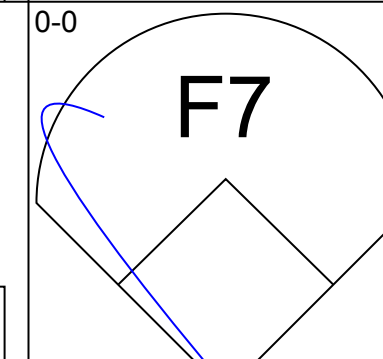
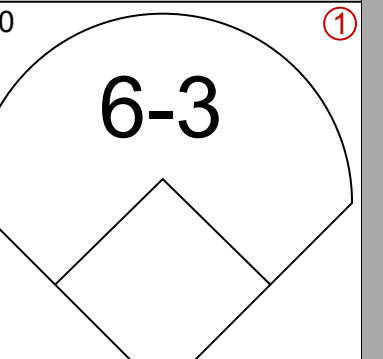
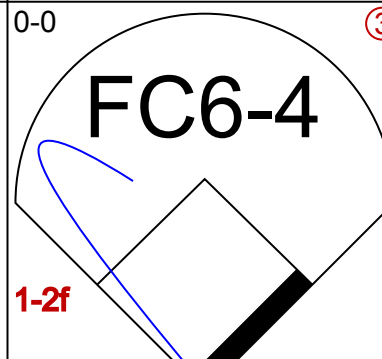
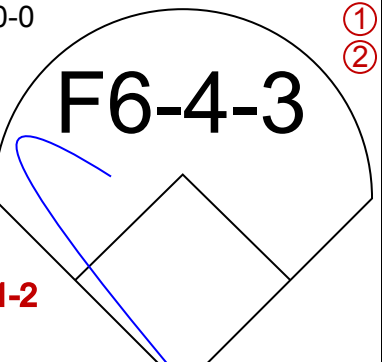
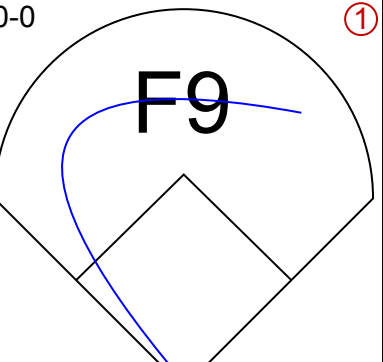
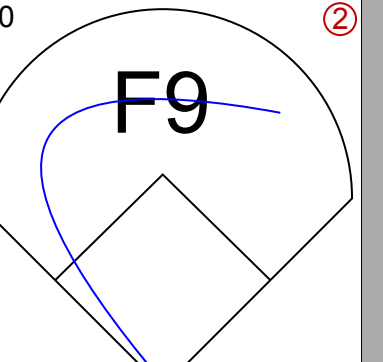
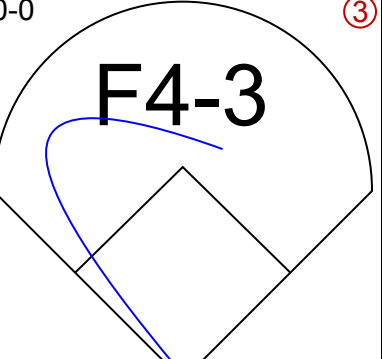
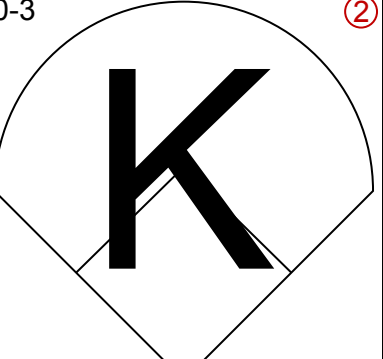
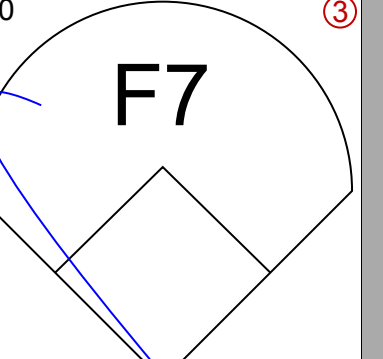
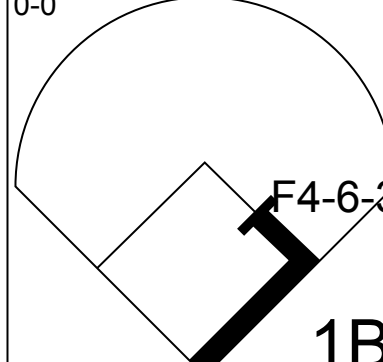
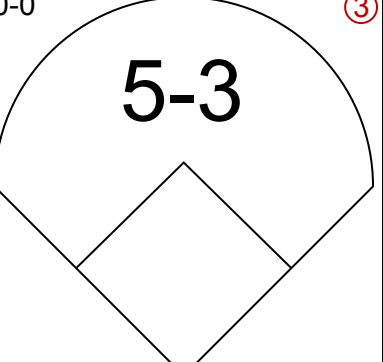
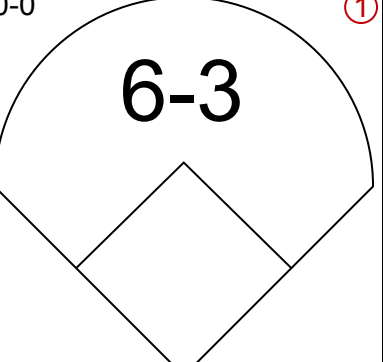
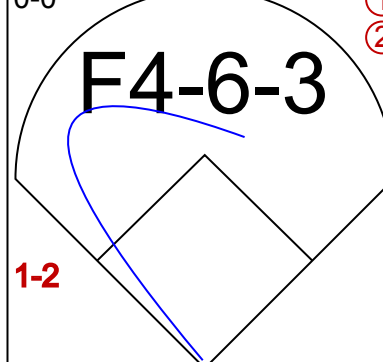
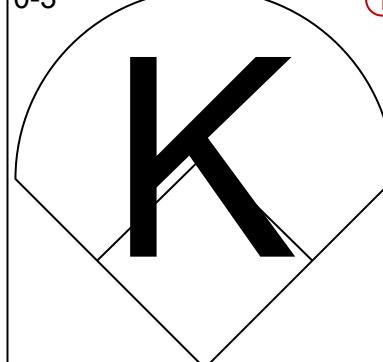
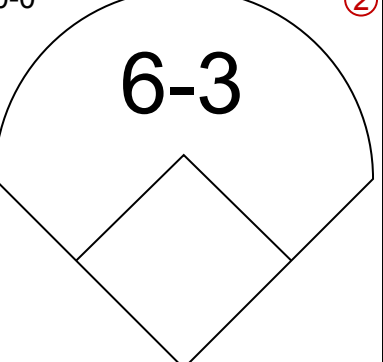
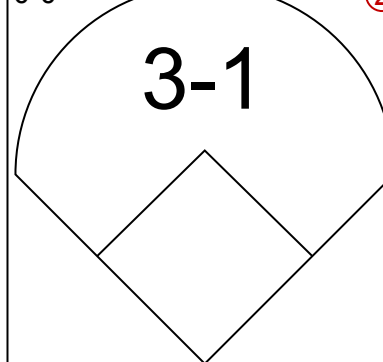
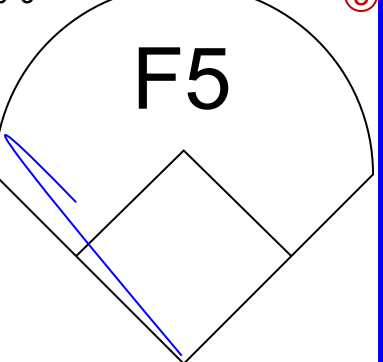
Batter	1	2	3	4	5	6	7	8	9	AB	R	H	RBI	BB	SO	LOB	BOTTOM										
Ron LeFlore, R (1, 7) OBP: 0.340, SLG: 0.355										3	2	1	0	1	1	0	New York Mets @ Montreal Expos Olympic Stadium, Montreal, QB Wed Aug 06 1980, 7:05 PM EDT Att: 25,437 - Unknown										
Rodney Scott, S (1, 4) OBP: 0.321, SLG: 0.318										3	0	2	1	0	0	0											
Andre Dawson, R (1, 8) OBP: 0.365, SLG: 0.474										4	0	1	1	0	0	2											
Ellis Valentine, R (1, 9) OBP: 0.367, SLG: 0.531										4	0	1	0	0	1	2											
Warren Cromartie, L (1, 3) OBP: 0.357, SLG: 0.442										4	0	0	0	0	1	3											
Gary Carter, R (1, 2) OBP: 0.321, SLG: 0.471										4	1	1	0	0	1	0											
Larry Parrish, R (1, 5) OBP: 0.334, SLG: 0.492										3	1	1	2	0	1	0											
Chris Speier, R (1, 6) OBP: 0.329, SLG: 0.306										3	0	1	0	0	2	0											
Scott Sanderson, R (1, 1) OBP: 0.091, SLG: 0.140										3	0	0	0	0	2	1											
Elias Sosa, R (8, 1) OBP: 0.200, SLG: 0.200										0	0	0	0	0	0	0											
Inning Stats	R: 1 E: 0 K: 0 S: 4	H: 1 LOB: 1 BB: 1 P: 8	R: 2 E: 0 K: 2 S: 9	H: 2 LOB: 0 BB: 0 P: 9	R: 0 E: 0 K: 1 S: 6	H: 1 LOB: 1 BB: 0 P: 6	R: 0 E: 0 K: 2 S: 8	H: 1 LOB: 1 BB: 0 P: 8	R: 1 E: 0 K: 1 S: 7	H: 2 LOB: 1 BB: 0 P: 7	R: 0 E: 0 K: 2 S: 7	H: 0 LOB: 0 BB: 0 P: 7	R: 0 E: 0 K: 1 S: 6	H: 1 LOB: 1 BB: 0 P: 6	R: 0 E: 0 K: 0 S: 3	H: 0 LOB: 0 BB: 0 P: 3	1B: 6 2B: 1 3B: 0 HR: 1	SF: 0 SAC: 1 DP: 0 HBP: 0	WP: 2 PB: 0 SB: 3 CS: 0	PA: 33							
PITCHER	IP	WLS	BF	H	R	ER	SO	BB	IBB	HBP	BLK	WP	HR	S	P	ERA	WHIP										
Roy Lee Jackson, R (1, 1) ERA: 4.39	6.0	L	26	7	4	3	8	1	0	0	0	0	0	41	45	4.50	1.333										
Dyar Miller, R (7, 1) ERA: 0.57	2.0		7	1	0	0	1	0	0	0	0	0	0	9	9	0.00	0.500										

AB	34
R	1
H	9
RBI	1
BB	0
SO	0
LOB	14



AB	31
R	4
H	8
RBI	4
BB	1
SO	9
LOB	8



Batter	1	2	3	4	5	6	7	8	9	AB	R	H	RBI	BB	SO	LOB	TOP					
Frank Taveras, R (1, 6) OBP: 0.319, SLG: 0.333										5	1	1	0	0	1	1	<p>New York Mets @ Montreal Expos Olympic Stadium, Montreal, QB Thu Aug 07 1980, 3:33 AM EDT Att: 20,962 - Unknown</p>					
Elliott Maddox, R (1, 5) OBP: 0.347, SLG: 0.337										4	2	3	0	1	0	0						
Lee Mazzilli, S (1, 3) OBP: 0.373, SLG: 0.467 Mike Jorgensen, L (9, 3) OBP: 0.373, SLG: 0.409										4	0	0	1	0	0	3						
Steve Henderson, R (1, 7) OBP: 0.375, SLG: 0.432										4	1	0	0	1	1	3						
Joel Youngblood, R (1, 9) OBP: 0.351, SLG: 0.408										5	2	3	2	0	0	0						
Jerry Morales, R (1, 8) OBP: 0.305, SLG: 0.363										3	1	2	3	1	0	0						
Alex Trevino, R (1, 2) OBP: 0.300, SLG: 0.287										3	0	0	1	0	1	2						
Doug Flynn, R (1, 4) OBP: 0.296, SLG: 0.318										3	0	1	0	1	0	1						
Ray Burris, R (1, 1) OBP: 0.097, SLG: 0.097										4	0	1	0	0	1	3						
Inning Stats	R: 0 E: 0 K: 1 S: 6	H: 1 LOB: 1 BB: 0 P: 6	R: 1 E: 0 K: 1 S: 7	H: 2 LOB: 1 BB: 0 P: 7	R: 0 E: 0 K: 0 S: 3	H: 0 LOB: 1 BB: 1 P: 7	R: 0 E: 0 K: 0 S: 3	H: 1 LOB: 2 BB: 2 P: 11	R: 3 E: 0 K: 1 S: 8	H: 3 LOB: 0 BB: 0 P: 8	R: 0 E: 0 K: 0 S: 4	H: 1 LOB: 1 BB: 0 P: 4	R: 3 E: 0 K: 0 S: 6	H: 3 LOB: 1 BB: 1 P: 10	R: 0 E: 0 K: 1 S: 5	H: 0 LOB: 0 BB: 0 P: 5		R: 0 E: 0 K: 0 S: 3	H: 0 LOB: 0 BB: 0 P: 3	1B: 8 2B: 1 3B: 0 HR: 2	SF: 2 SAC: 0 DP: 1 HBP: 0	WP: 0 PB: 0 SB: 0 CS: 0
PITCHER	IP WLS BF H R ER SO BB IBB HBP BLK WP HR S P ERA WHIP																					
Fred Norman, L (1, 1) ERA: 4.23	6.0 L 28 8 4 4 3 2 1 0 0 0 0 2 31 43 6.00 1.667																					
Dale Murray, R (7, 1) ERA: 5.49	2.0 10 3 3 3 1 1 0 0 0 0 0 0 11 15 13.50 2.000																					
Woodie Fryman, L (9, 1) ERA: 2.03	1.0 3 0 0 0 0 0 0 0 0 0 0 0 3 3 0.00 0.000																					
Batter	1	2	3	4	5	6	7	8	9	AB	R	H	RBI	BB	SO	LOB	BOTTOM					
Jerry White, S (1, 7) OBP: 0.369, SLG: 0.505										4	0	1	0	0	0	0	<p>New York Mets @ Montreal Expos Olympic Stadium, Montreal, QB Thu Aug 07 1980, 3:33 AM EDT Att: 20,962 - Unknown</p>					
Rodney Scott, S (1, 4) OBP: 0.318, SLG: 0.314										4	0	0	0	0	0	1						
Rowland Office, L (1, 8) OBP: 0.337, SLG: 0.432										4	1	3	1	0	0	0						
Ellis Valentine, R (1, 9) OBP: 0.365, SLG: 0.527										4	0	1	0	0	0	2						
Warren Cromartie, L (1, 3) OBP: 0.355, SLG: 0.438										3	0	0	0	0	0	1						
Larry Parrish, R (1, 5) OBP: 0.331, SLG: 0.487										3	0	0	0	0	1	0						
Chris Speier, R (1, 6) OBP: 0.329, SLG: 0.306										3	0	1	0	0	0	0						
Bobby Ramos, R (1, 2) OBP: 0.150, SLG: 0.111										3	0	0	0	0	1	1						
Fred Norman, S (1, 1)										1	0	0	0	0	0	0						
Tom Hutton, L (6, PH) OBP: 0.250, SLG: 0.250										1	0	0	0	0	0	0						
Dale Murray, R (7, 1)										0	0	0	0	0	0	0						
Tony Bernazard, S (8, PH) OBP: 0.286, SLG: 0.340										1	0	0	0	0	0	0						
Woodie Fryman, R (9, 1) OBP: 0.125, SLG: 0.125										0	0	0	0	0	0	0						
Inning Stats	R: 0 E: 0 K: 0 S: 3	H: 0 LOB: 0 BB: 0 P: 3	R: 0 E: 0 K: 0 S: 3	H: 1 LOB: 0 BB: 0 P: 3	R: 0 E: 0 K: 0 S: 4	H: 1 LOB: 1 BB: 0 P: 4	R: 0 E: 0 K: 1 S: 5	H: 0 LOB: 0 BB: 0 P: 5	R: 0 E: 0 K: 1 S: 6	H: 1 LOB: 1 BB: 0 P: 6	R: 1 E: 0 K: 0 S: 4	H: 1 LOB: 0 BB: 0 P: 4	R: 0 E: 0 K: 0 S: 3	H: 0 LOB: 0 BB: 0 P: 3	R: 0 E: 0 K: 0 S: 4	H: 1 LOB: 1 BB: 0 P: 4	1B: 3 2B: 0 3B: 2 HR: 1	SF: 0 SAC: 0 DP: 2 HBP: 0	WP: 0 PB: 0 SB: 0 CS: 0	PA: 31		
PITCHER	IP WLS BF H R ER SO BB IBB HBP BLK WP HR S P ERA WHIP																					
Ray Burris, R (1, 1) ERA: 3.22	9.0 W 31 6 1 1 2 0 0 0 0 0 0 1 35 35 1.00 0.667																					

Batter	1	2	3	4	5	6	7	8	9	AB	R	H	RBI	BB	SO	LOB	TOP								
Ron LeFlore, R (1, 7) OBP: 0.343, SLG: 0.355 Jerry White, S (8, 7) OBP: 0.366, SLG: 0.500	4-0 SF8 BB	0-0 F7			4-0 HR BB		0-0 1B		0-0 5-3	2	2	1	0	2	0	2									
Rodney Scott, S (1, 4) OBP: 0.315, SLG: 0.311	0-0 4-3		0-0 1-3		0-0 F7		0-0 4-3			4	0	0	0	0	0	3									
Andre Dawson, R (1, 8) OBP: 0.364, SLG: 0.473	0-0 SF8		0-0 1B		0-0 F9		0-3 K			3	0	1	1	0	1	2									
Ellis Valentine, R (1, 9) OBP: 0.363, SLG: 0.534	0-0 F8		0-0 F8		0-0 HR			0-0 1-3		4	1	1	2	0	0	1									
Warren Cromartie, L (1, 3) OBP: 0.354, SLG: 0.439		0-0 1B 2B	0-3 K2-3		0-3 K			0-0 4-3		4	1	1	0	0	2	1									
Gary Carter, R (1, 2) OBP: 0.320, SLG: 0.477		0-0 6-3			0-0 F8		0-0 4-1		0-0 HR	4	1	1	1	0	0	1									
Larry Parrish, R (1, 5) OBP: 0.330, SLG: 0.484		0-0 2B 1B			0-0 P3		0-0 6-3		0-3 K	4	0	1	1	0	1	0									
Tony Bernazard, S (1, 6) OBP: 0.291, SLG: 0.362		0-0 1-3 2B			0-0 3B		0-3 K		0-3 K	4	0	2	0	0	2	0									
Charlie Lea, R (1, 1) OBP: 0.077, SLG: 0.120 Woodie Fryman, R (8, 1) OBP: 0.111, SLG: 0.111		0-3 K			0-3 K		0-0 4-3		0-0 1-3	3	0	0	0	0	2	3									
										1	0	0	0	0	0	0									
Inning Stats	R: 1 E: 0 K: 0 S: 3	H: 0 LOB: 0 BB: 1 P: 7	R: 1 E: 0 K: 1 S: 8	H: 3 LOB: 2 BB: 0 P: 8	R: 0 E: 0 K: 1 S: 6	H: 1 LOB: 1 BB: 0 P: 6	R: 0 E: 0 K: 1 S: 6	H: 1 LOB: 1 BB: 1 P: 6	R: 2 E: 0 K: 1 S: 6	H: 1 LOB: 0 BB: 0 P: 10	R: 0 E: 0 K: 1 S: 5	H: 0 LOB: 0 BB: 0 P: 5	R: 0 E: 0 K: 1 S: 6	H: 1 LOB: 1 BB: 0 P: 6	R: 1 E: 0 K: 1 S: 6	H: 0 LOB: 0 BB: 0 P: 6	R: 0 E: 0 K: 1 S: 5	H: 0 LOB: 0 BB: 0 P: 5	1B: 3 2B: 2 3B: 1 HR: 2	SF: 1 SAC: 0 DP: 0 HBP: 0	WP: 0 PB: 0 SB: 5 CS: 0	PA: 37			
PITCHER	IP	WLS	BF	H	R	ER	SO	BB	IBB	HBP	BLK	WP	HR	S	P	ERA	WHIP								
Mike Krukow, R (1, 1) ERA: 4.07 George Riley, L (8, 1) ERA: 3.45	7.0	L	30	7	4	4	6	2	0	0	0	0	1	40	48	5.14	1.286								
	2.0	S	7	1	1	1	2	0	0	0	0	0	1	11	11	4.50	0.500								

Montreal Expos @ Chicago Cubs
Wrigley Field, Chicago, IL
Fri Aug 08 1980, 3:33 AM CDT
Att: 14,706 - Unknown

AB 34
R 5
H 8
RBI 5
BB 2
SO 8
LOB 13



Batter	1	2	3	4	5	6	7	8	9	AB	R	H	RBI	BB	SO	LOB	BOTTOM								
Ivan De Jesus, R (1, 6) OBP: 0.339, SLG: 0.349	0-0 CS 1B		0-3 K		0-3 K			0-0 4-3	0-0 FC6-4	5	0	1	0	0	2	3									
Mike Tyson, R (1, 4) OBP: 0.284, SLG: 0.351	0-3 K		0-0 6-3			0-0 P4		0-0 1-3		4	0	0	0	0	1	2									
Bill Buckner, L (1, 7) OBP: 0.352, SLG: 0.453	0-0 P6			0-0 F9		0-0 F7		0-0 HR 1B		4	1	1	0	0	0	0									
Cliff Johnson, R (1, 3) OBP: 0.360, SLG: 0.459		0-0 F8		0-0 6-3		4-0 FC6-4 BB		0-0 HR 1B		3	1	1	2	1	0	0									
Jerry Martin, R (1, 9) OBP: 0.311, SLG: 0.468		4-0 BB		4-0 BB		0-0 FC6-4		0-0 2B		2	0	1	0	2	0	1									
Lenny Randle, S (1, 5) OBP: 0.350, SLG: 0.369		0-0 F9		0-0 G1		0-0 FC4 1B		0-0 F2		4	0	1	0	0	0	3									
Jesus Figueroa, L (1, 8) OBP: 0.307, SLG: 0.327		0-0 1-3			0-0 5-3 1B		0-0 FC4		0-0 6-3	4	0	1	0	0	0	2									
Tim Blackwell, S (1, 2) OBP: 0.329, SLG: 0.382			0-0 SH1-4 1B		0-0 P4		0-0 F7		0-0 F9	4	0	1	0	0	0	2									
Mike Krukow, R (1, 1) OBP: 0.191, SLG: 0.174 Scot Thompson, L (7, PH) OBP: 0.301, SLG: 0.315 George Riley, L (8, 1) Steve Dillard, R (8, PH) OBP: 0.288, SLG: 0.359			0-0 SH1-4		0-0 5-3		0-3 K		0-0 FC6-4 1B	1	0	0	0	0	0	1									
										1	0	0	0	0	0	1									
										1	0	0	0	0	0	1									
										1	0	1	0	0	0	0									
Inning Stats	R: 0 E: 0 K: 1 S: 5	H: 1 LOB: 0 BB: 0 P: 5	R: 0 E: 0 K: 0 S: 3	H: 0 LOB: 1 BB: 1 P: 7	R: 0 E: 0 K: 1 S: 6	H: 1 LOB: 1 BB: 0 P: 6	R: 0 E: 0 K: 0 S: 3	H: 0 LOB: 1 BB: 1 P: 7	R: 0 E: 0 K: 1 S: 6	H: 1 LOB: 1 BB: 0 P: 6	R: 2 E: 0 K: 0 S: 6	H: 3 LOB: 1 BB: 0 P: 6	R: 0 E: 0 K: 0 S: 4	H: 1 LOB: 1 BB: 0 P: 4	1B: 6 2B: 2 3B: 0 HR: 1	SF: 0 SAC: 1 DP: 1 HBP: 0	WP: 0 PB: 0 SB: 0 CS: 1	PA: 37							
PITCHER	IP	WLS	BF	H	R	ER	SO	BB	IBB	HBP	BLK	WP	HR	S	P	ERA	WHIP								
Charlie Lea, R (1, 1) ERA: 2.94 Woodie Fryman, L (8, 1) ERA: 1.95	7.2	W	32	7	2	2	4	3	0	0	0	0	1	37	49	2.35	1.304								
	1.1	S	5	1	0	0	0	0	0	0	0	0	0	5	5	0.00	0.750								

Montreal Expos @ Chicago Cubs
Wrigley Field, Chicago, IL
Fri Aug 08 1980, 3:33 AM CDT
Att: 14,706 - Unknown

AB 33
R 2
H 8
RBI 2
BB 3
SO 4
LOB 15



Batter	1	2	3	4	5	6	7	8	9	AB	R	H	RBI	BB	SO	LOB	TOP				
Jerry White, S OBP: 0.371, SLG: 0.500 (1, 7)	0-3 K		0-0 1B		0-0 1B			0-3 K		4	0	2	0	0	2	0	Montreal Expos @ Chicago Cubs Wrigley Field, Chicago, IL Sat Aug 09 1980, 3:33 AM CDT Unknown				
Rodney Scott, S OBP: 0.315, SLG: 0.309 (1, 4)	0-0 4-3		0-0 SF7			4-0 BB		0-0 F8		2	0	0	1	1	0	0					
Andre Dawson, R OBP: 0.361, SLG: 0.468 (1, 8)	0-0 6-3		0-3 K			0-0 5-3		0-0 6-3		4	0	0	0	0	1	2					
Ellis Valentine, R OBP: 0.362, SLG: 0.530 (1, 9)		0-0 5-3		0-0 SH1-3 1B		0-3 K		0-0 G3		4	0	1	0	0	1	1					
Warren Cromartie, L OBP: 0.356, SLG: 0.439 (1, 3)		0-0 F8		0-0 SH1-3		4-0 BB		0-0 1B 1B		2	0	1	0	1	0	0					
Gary Carter, R OBP: 0.320, SLG: 0.475 (1, 2)		0-0 FC5-4 1B		0-0 F8		0-0 P4		0-3 K		4	0	1	0	0	1	4					
Larry Parrish, R OBP: 0.329, SLG: 0.480 (1, 5)		0-0 FC5-4		0-3 K			0-0 6-3		0-0 1B 1B	4	0	1	0	0	1	2					
Chris Speier, R OBP: 0.326, SLG: 0.302 Rowland Office, L OBP: 0.341, SLG: 0.436 (9, PH)			0-0 F7		0-0 5-3		0-0 5-3		0-0 1B 1-2 2-3	3	0	0	0	0	0	0					
Steve Rogers, R OBP: 0.270, SLG: 0.179 Tom Hutton, L OBP: 0.245, SLG: 0.244 (9, PH)			0-0 1B SF7		0-0 1-3		0-0 4-3		0-0 4-3	3	1	1	0	0	0	0					
Inning Stats	R: 0 E: 0 K: 1 S: 5	H: 0 LOB: 0 BB: 0 P: 5	R: 0 E: 0 K: 0 S: 4	H: 1 LOB: 1 BB: 0 P: 4	R: 1 E: 0 K: 1 S: 7	H: 2 LOB: 1 BB: 0 P: 7	R: 0 E: 0 K: 1 S: 6	H: 1 LOB: 1 BB: 0 P: 6	R: 0 E: 0 K: 0 S: 3	H: 0 LOB: 2 BB: 2 P: 13	R: 0 E: 0 K: 0 S: 3	H: 0 LOB: 0 BB: 0 P: 3	R: 0 E: 0 K: 1 S: 5	H: 0 LOB: 0 BB: 0 P: 5	R: 0 E: 0 K: 1 S: 8	H: 3 LOB: 3 BB: 0 P: 8		1B: 8 2B: 0 3B: 0 HR: 0	SF: 1 SAC: 1 DP: 0 HBP: 0	WP: 0 PB: 0 SB: 0 CS: 0	PA: 36
PITCHER	IP WLS BF H R ER SO BB IBB HBP BLK WP HR S P ERA WHIP	8.2 W 34 7 1 1 6 2 0 0 0 0 0 0 44 52 1.04 1.038	0.1 S 2 1 0 0 0 0 0 0 0 0 0 0 2 2 0.00 3.000																		

Batter	1	2	3	4	5	6	7	8	9	AB	R	H	RBI	BB	SO	LOB	BOTTOM				
Ivan De Jesus, R OBP: 0.336, SLG: 0.345 (1, 6)	0-0 P4		0-0 FC6-4		0-0 5-3			0-0 5-3		4	0	0	0	0	0	1	Montreal Expos @ Chicago Cubs Wrigley Field, Chicago, IL Sat Aug 09 1980, 3:33 AM CDT Unknown				
Mike Tyson, R OBP: 0.283, SLG: 0.350 (1, 4)	0-0 5-3			0-0 FC6-4 1B	0-0 F9			0-0 6-3		4	0	1	0	0	0	0					
Bill Buckner, L OBP: 0.350, SLG: 0.449 (1, 7)	0-0 1-3			0-0 F9		0-0 6-3				3	0	0	0	0	0	1					
Cliff Johnson, R OBP: 0.356, SLG: 0.454 (1, 3)		0-0 1-3		0-0 FC6-4		0-0 F9		0-0 F9		3	0	0	0	0	0	1					
Jerry Martin, R OBP: 0.308, SLG: 0.464 (1, 9)		0-0 F8		0-3 K		0-0 P4				3	0	0	0	0	1	1					
Lenny Randle, S OBP: 0.350, SLG: 0.369 Mick Kelleher, R OBP: 0.254, SLG: 0.220 (8, 5)		0-0 F7			0-0 1B HR		0-0 F8			3	1	1	0	0	0	0					
Jesus Figueroa, L OBP: 0.308, SLG: 0.327 (1, 8)			0-0 F7		0-0 1B HR		0-0 4-3			3	1	1	0	0	0	0					
Tim Blackwell, S OBP: 0.333, SLG: 0.398 (1, 2)			4-0 FC6-4 BB		0-0 1B HR		0-0 4-3			2	1	1	3	1	0	0					
Rick Reuschel, R OBP: 0.175, SLG: 0.246 Bruce Sutter, R OBP: 0.200, SLG: 0.200 (9, 1)			0-0 F9		0-0 5-3			0-0 F9		3	0	0	0	0	0	1					
Inning Stats	R: 0 E: 0 K: 0 S: 3	H: 0 LOB: 0 BB: 0 P: 3	R: 0 E: 0 K: 0 S: 3	H: 0 LOB: 1 BB: 0 P: 3	R: 0 E: 0 K: 1 S: 6	H: 1 LOB: 1 BB: 0 P: 6	R: 3 E: 0 K: 0 S: 6	H: 3 LOB: 0 BB: 0 P: 6	R: 0 E: 0 K: 0 S: 3	H: 0 LOB: 0 BB: 0 P: 3	R: 0 E: 0 K: 0 S: 3	H: 0 LOB: 0 BB: 0 P: 3	R: 0 E: 0 K: 0 S: 3	H: 0 LOB: 0 BB: 0 P: 3	R: 0 E: 0 K: 0 S: 3	H: 0 LOB: 0 BB: 0 P: 3		1B: 3 2B: 0 3B: 0 HR: 1	SF: 0 SAC: 0 DP: 0 HBP: 0	WP: 0 PB: 0 SB: 0 CS: 0	PA: 29
PITCHER	IP WLS BF H R ER SO BB IBB HBP BLK WP HR S P ERA WHIP	8.0 L 29 4 3 3 1 1 0 0 0 0 1 1 30 34 3.38 0.625																			



Batter	1	2	3	4	5	6	7	8	9	AB	R	H	RBI	BB	SO	LOB	TOP								
Ron LeFlore, R OBP: 0.345, SLG: 0.364 Jerry White, S OBP: 0.371, SLG: 0.500	SH1-3 2B		6-3				SF9 3B	F9		4	1	2	0	0	0	1									
Tony Bemazard, S OBP: 0.291, SLG: 0.364	SH1-3 2-3			K		SF9		SH2-4 1B		2	1	1	1	0	1	0									
Andre Dawson, R OBP: 0.363, SLG: 0.470	P4			CS 1B		3-H 0-0 2B	S 1B	SH2-4		3	1	2	0	0	0	1									
Ellis Valentine, R OBP: 0.360, SLG: 0.526	K			F8 1-2		F3		G4-6-3 1B		4	0	1	1	0	1	3									
Warren Cromartie, L OBP: 0.355, SLG: 0.440		E6 CS			F7			G4-6-3 1B		4	0	1	1	0	0	1									
Gary Carter, R OBP: 0.317, SLG: 0.469		K 1-2			1-3		5-3		5-3	4	0	0	0	0	1	2									
Larry Parrish, R OBP: 0.331, SLG: 0.495		F9				HR		F7		4	1	2	1	0	0	0									
Chris Speier, R OBP: 0.328, SLG: 0.303			K						5-3	3	0	1	0	1	1	1									
Hal Dues, R Fred Norman, S Stan Bahnsen, R Rowland Office, L Elias Sosa, R			K		1-3				F8	2	0	0	0	0	1	1									
Inning Stats	R: 0 E: 0 K: 1 S: 6	H: 1 LOB: 1 BB: 0 P: 6	R: 0 E: 1 K: 1 S: 5	H: 0 LOB: 0 BB: 0 P: 5	R: 0 E: 0 K: 2 S: 7	H: 0 LOB: 0 BB: 0 P: 7	R: 0 E: 0 K: 1 S: 5	H: 1 LOB: 0 BB: 0 P: 5	R: 1 E: 0 K: 0 S: 4	H: 1 LOB: 1 BB: 1 P: 8	R: 2 E: 0 K: 0 S: 6	H: 3 LOB: 1 BB: 0 P: 6	R: 0 E: 0 K: 1 S: 6	H: 1 LOB: 1 BB: 0 P: 6	R: 1 E: 0 K: 0 S: 4	H: 2 LOB: 0 BB: 0 P: 4	R: 0 E: 0 K: 0 S: 4	H: 1 LOB: 1 BB: 0 P: 4	1B: 5 2B: 3 3B: 1 HR: 1	SF: 1 SAC: 2 DP: 1 HBP: 0	WP: 0 PB: 0 SB: 1 CS: 2	PA: 36			
PITCHER	IP	WLS	BF	H	R	ER	SO	BB	IBB	HBP	BLK	WP	HR	S	P	ERA	WHIP								
Bill Caudill, R ERA: 2.22	7.0		28	7	3	3	6	1	0	0	0	0	1	39	43	3.86	1.143								
Bruce Sutter, R ERA: 2.57	2.0	L	8	3	1	1	0	0	0	0	0	0	0	8	8	4.50	1.500								

Montreal Expos @ Chicago Cubs
Wrigley Field, Chicago, IL
Sat Aug 09 1980, 3:38 AM CDT
Att: 28,306 - Unknown

AB	32
R	4
H	10
RBI	4
BB	1
SO	6
LOB	12



Batter	1	2	3	4	5	6	7	8	9	AB	R	H	RBI	BB	SO	LOB	BOTTOM								
Ivan De Jesus, R OBP: 0.333, SLG: 0.342 Cliff Johnson, R OBP: 0.355, SLG: 0.453	K		4-3		6-3		E4 SH1-4		5-6-3	4	0	0	0	0	1	3									
Jesus Figueroa, L OBP: 0.306, SLG: 0.325	1-3				F9		SH1-4		F7	4	0	1	1	0	0	1									
Bill Buckner, L OBP: 0.354, SLG: 0.452			1-3			FC6-4 BB			IBB	2	0	1	0	2	0	1									
Jerry Martin, R OBP: 0.305, SLG: 0.459	F8			F8	FC6-4		K			4	0	0	0	0	1	6									
Larry Bittner, L OBP: 0.322, SLG: 0.337 Bruce Sutter, R OBP: 0.200, SLG: 0.200		4-3		G3		4-3	4-3			4	0	0	0	0	0	3									
Barry Foote, R OBP: 0.289, SLG: 0.400				F7		K		F8		3	0	0	0	1	1	0									
Lenny Randle, S OBP: 0.351, SLG: 0.373			G4-6-3					6-3		4	1	2	0	0	0	1									
Steve Dillard, R OBP: 0.294, SLG: 0.371				4-3 SH3-4 1B		E7 2B	1-3		K	4	2	2	1	0	1	1									
Bill Caudill, R OBP: 0.333, SLG: 0.500 Scot Thompson, L OBP: 0.303, SLG: 0.318			SH3-4		F9 2B		SH1-4 E		6-3	1	0	1	1	0	0	0									
Inning Stats	R: 0 E: 0 K: 1 S: 6	H: 1 LOB: 1 BB: 0 P: 6	R: 0 E: 0 K: 0 S: 2	H: 0 LOB: 0 BB: 1 P: 6	R: 1 E: 0 K: 0 S: 5	H: 2 LOB: 1 BB: 0 P: 5	R: 0 E: 0 K: 0 S: 3	H: 0 LOB: 0 BB: 0 P: 3	R: 2 E: 1 K: 0 S: 6	H: 3 LOB: 2 BB: 1 P: 10	R: 0 E: 0 K: 1 S: 6	H: 1 LOB: 1 BB: 0 P: 6	R: 0 E: 1 K: 1 S: 7	H: 1 LOB: 3 BB: 1 P: 11	R: 0 E: 0 K: 1 S: 5	H: 0 LOB: 0 BB: 0 P: 5	R: 0 E: 0 K: 0 S: 3	H: 0 LOB: 0 BB: 0 P: 3	1B: 4 2B: 4 3B: 0 HR: 0	SF: 0 SAC: 2 DP: 1 HBP: 0	WP: 0 PB: 0 SB: 0 CS: 0	PA: 38			
PITCHER	IP	WLS	BF	H	R	ER	SO	BB	IBB	HBP	BLK	WP	HR	S	P	ERA	WHIP								
Hal Dues, R ERA: 6.23	1.1		19	6	3	3	1	1	0	0	0	0	0	1	5	0.00	3.000								
Fred Norman, L ERA: 4.21	0.1		2	0	0	0	0	1	0	0	0	0	0	1	5	0.00	3.000								
Stan Bahnsen, R ERA: 3.05	1.1		5	1	0	0	1	0	0	0	0	0	0	7	7	0.00	0.750								
Elias Sosa, R ERA: 3.21	3.0	W	12	1	0	0	2	0	1	0	0	0	0	15	19	0.00	0.333								

Montreal Expos @ Chicago Cubs
Wrigley Field, Chicago, IL
Sat Aug 09 1980, 3:38 AM CDT
Att: 28,306 - Unknown

AB	33
R	3
H	8
RBI	3
BB	3
SO	4
LOB	16



Batter	1	2	3	4	5	6	7	8	9	AB	R	H	RBI	BB	SO	LOB	TOP				
Ron LeFlore, R OBP: 0.344, SLG: 0.365 Ken Macha, R OBP: 0.379, SLG: 0.400	6-3		5-3			6-3	2B		6-3	4	0	1	2	0	0	0					
Rodney Scott, S OBP: 0.314, SLG: 0.309 Tony Bernazard, S OBP: 0.290, SLG: 0.361	1B		1-3			E1	P4		F8	4	1	1	0	0	0	0					
Andre Dawson, R OBP: 0.364, SLG: 0.469 Jerry White, S OBP: 0.371, SLG: 0.500	1B				P4	K		1B	BB	3	1	1	0	1	1	1					
Ellis Valentine, R OBP: 0.359, SLG: 0.520 Rowland Office, L OBP: 0.339, SLG: 0.433	1B				6-3			F8		3	1	0	1	1	0	2					
Warren Cromartie, L OBP: 0.357, SLG: 0.440 Tom Hutton, L OBP: 0.245, SLG: 0.244	1B				4-3			1B	BB	4	1	2	0	0	0	1					
Larry Parrish, R OBP: 0.330, SLG: 0.491		4-3				6-3		1B	K	4	1	1	1	0	1	2					
Chris Speier, R OBP: 0.331, SLG: 0.306		6-3				4-3		1B	1B	4	1	2	1	0	0	0					
Bobby Ramos, R OBP: 0.167, SLG: 0.136		F7				F8		1B	1B	4	1	1	1	0	0	2					
Bill Gullickson, R OBP: 0.211, SLG: 0.167 Woodie Fryman, R OBP: 0.111, SLG: 0.111			6-3			5-3	SH5-3		2-3	3	0	0	0	0	0	0					
Inning Stats	R: 1 E: 0 K: 0 S: 5	H: 2 LOB: 1 BB: 0 P: 5	R: 0 E: 0 K: 0 S: 3	H: 0 LOB: 0 BB: 0 P: 3	R: 0 E: 0 K: 0 S: 3	H: 0 LOB: 0 BB: 0 P: 3	R: 0 E: 0 K: 0 S: 3	H: 0 LOB: 0 BB: 0 P: 3	R: 0 E: 1 K: 1 S: 6	H: 0 LOB: 1 BB: 0 P: 6	R: 5 E: 0 K: 0 S: 7	H: 5 LOB: 0 BB: 1 P: 11	R: 1 E: 0 K: 0 S: 7	H: 2 LOB: 2 BB: 1 P: 11	R: 0 E: 0 K: 0 S: 3	H: 0 LOB: 0 BB: 0 P: 3	1B: 8 2B: 1 3B: 0 HR: 0	SF: 0 SAC: 1 DP: 0 HBP: 0	WP: 0 PB: 1 SB: 3 CS: 0	PA: 38	
PITCHER	IP	WLS	BF	H	R	ER	SO	BB	IBB	HBP	BLK	WP	HR	S	P	ERA	WHIP				
Dennis Lamp, R ERA: 4.92	6.0	L	26	6	6	6	1	1	0	0	0	0	0	27	31	9.00	1.167				
Doug Capilla, L ERA: 2.95	2.0		9	3	1	1	1	1	0	0	0	0	0	10	14	4.50	2.000				
George Riley, L ERA: 3.32	1.0		3	0	0	0	0	0	0	0	0	0	0	3	3	0.00	0.000				

Montreal Expos @ Chicago Cubs
Wrigley Field, Chicago, IL
Sun Aug 10 1980, 3:33 AM CDT
Att: 20,463 - Unknown

AB	35
R	7
H	9
RBI	6
BB	2
SO	2
LOB	8



Batter	1	2	3	4	5	6	7	8	9	AB	R	H	RBI	BB	SO	LOB	BOTTOM				
Ivan De Jesus, R OBP: 0.334, SLG: 0.341	5-3		BB			K		FC4-6	K	4	0	1	0	1	2	1					
Mike Tyson, R OBP: 0.276, SLG: 0.344 Jim Tracy, L OBP: 0.200, SLG: 0.333 Mick Kelleher, R OBP: 0.254, SLG: 0.220 Barry Foote, R OBP: 0.288, SLG: 0.398	K		F9			5-3		1B	6-3	3	0	0	0	0	1	2					
Bill Buckner, L OBP: 0.353, SLG: 0.450	K2-3				K	P6		1B		4	0	1	1	0	2	0					
Cliff Johnson, R OBP: 0.351, SLG: 0.446		P4			F7		L6	F8		4	0	0	0	0	0	2					
Jerry Martin, R OBP: 0.310, SLG: 0.465 Mike Vail, R OBP: 0.326, SLG: 0.399		G4-6-3				FC4-6	HBP		K	2	0	2	0	0	0	0					
Lenny Randle, S OBP: 0.350, SLG: 0.372		G4-6-3			4-3		FC4-6		1B	4	1	1	0	0	0	3					
Jesus Figueroa, L OBP: 0.304, SLG: 0.322			F7			F8			1B	4	1	1	0	0	0	1					
Tim Blackwell, S OBP: 0.336, SLG: 0.405					K			K	FC4-6	4	0	2	1	0	2	0					
Dennis Lamp, R OBP: 0.189, SLG: 0.122 Doug Capilla, L OBP: 0.273, SLG: 0.455 Scott Thompson, L OBP: 0.307, SLG: 0.318 George Riley, L					P5			FC4-6	1B	2	0	0	0	0	0	0					
Larry Bittner, L OBP: 0.321, SLG: 0.335						F8		1B	BB	1	0	0	1	0	0	1					
Inning Stats	R: 0 E: 0 K: 2 S: 7	H: 0 LOB: 0 BB: 0 P: 7	R: 0 E: 0 K: 0 S: 3	H: 1 LOB: 0 BB: 0 P: 3	R: 0 E: 0 K: 0 S: 4	H: 1 LOB: 2 BB: 1 P: 8	R: 0 E: 0 K: 1 S: 6	H: 1 LOB: 1 BB: 0 P: 6	R: 0 E: 0 K: 1 S: 5	H: 0 LOB: 0 BB: 0 P: 5	R: 0 E: 0 K: 1 S: 3	H: 0 LOB: 1 BB: 0 P: 4	R: 1 E: 0 K: 1 S: 7	H: 2 LOB: 2 BB: 1 P: 11	R: 2 E: 0 K: 2 S: 11	H: 3 LOB: 2 BB: 0 P: 11	1B: 6 2B: 2 3B: 0 HR: 0	SF: 0 SAC: 0 DP: 1 HBP: 1	WP: 1 PB: 0 SB: 0 CS: 0	PA: 38	
PITCHER	IP	WLS	BF	H	R	ER	SO	BB	IBB	HBP	BLK	WP	HR	S	P	ERA	WHIP				
Bill Gullickson, R ERA: 4.12	8.1	W	35	8	3	3	7	2	0	1	0	0	0	46	55	3.24	1.200				
Woodie Fryman, L ERA: 1.96	0.2		3	0	0	0	1	0	0	0	0	1	0	5	5	0.00	0.000				

Montreal Expos @ Chicago Cubs
Wrigley Field, Chicago, IL
Sun Aug 10 1980, 3:33 AM CDT
Att: 20,463 - Unknown

AB	35
R	3
H	8
RBI	3
BB	2
SO	8
LOB	15



Batter	1	2	3	4	5	6	7	8	9	AB	R	H	RBI	BB	SO	LOB	TOP						
Ron LeFlore, R OBP: 0.341, SLG: 0.362 (1, 7)	0-3 K		0-3 K				0-0 1-3		0-0 F9								4	0	0	0	0	2	3
Rodney Scott, S OBP: 0.312, SLG: 0.306 Dale Murray, R (5, 1)	0-3 K		0-0 F9				0-0 G3		0-0 F2								3	0	0	0	0	1	1
Tony Bernazard, S OBP: 0.288, SLG: 0.359 Tom Hutton, L (8, PH) (8, 1)	0-3 K		0-0 F9				0-0 G3		0-0 F2								0	0	0	0	0	0	0
Andre Dawson, R OBP: 0.368, SLG: 0.472 Jerry White, S OBP: 0.368, SLG: 0.495 (6, 8)	4-0 BB		0-0 1B			0-0 G3-6 1B			0-0 P4								2	0	2	0	1	0	0
Ellis Valentine, R OBP: 0.354, SLG: 0.513 Rowland Office, L OBP: 0.339, SLG: 0.433 (1, 9) (8, 9)	0-0 F8		0-3 K			0-3 K			0-0 P4								4	0	0	0	0	2	4
Warren Cromartie, L OBP: 0.354, SLG: 0.437 Ken Macha, R OBP: 0.376, SLG: 0.395 (1, 3) (6, 3)		0-0 P4		0-0 4-3			0-0 G3-6-1 1-2		0-0 6-3								3	0	0	0	0	0	1
Gary Carter, R OBP: 0.314, SLG: 0.466 Bobby Ramos, R OBP: 0.200, SLG: 0.136 (1, 2) (7, 2)		0-0 F9		0-0 F8					0-0 P6								3	0	0	0	0	0	0
Larry Parrish, R OBP: 0.335, SLG: 0.497 (1, 5)		4-0 BB		0-0 1B					0-0 2B								3	0	2	0	1	0	1
Chris Speier, R OBP: 0.327, SLG: 0.302 (1, 6)		0-0 F8		0-0 F7					0-0 F8								3	0	0	0	0	0	3
Scott Sanderson, R OBP: 0.091, SLG: 0.140 Stan Bahnsen, R OBP: 0.364, SLG: 0.250 Tim Raines, S OBP: 0.286, SLG: 0.063 (1, 1) (1, 1) (5, PH) (5, 4)			4-0 1B BB		0-0 L3				4-0 BB								0	0	0	0	0	0	0
Inning Stats	R: 0 E: 0 K: 2 S: 7	H: 0 LOB: 1 BB: 1 P: 11	R: 0 E: 0 K: 0 S: 3	H: 0 LOB: 1 BB: 1 P: 7	R: 0 E: 0 K: 2 S: 8	H: 1 LOB: 2 BB: 1 P: 12	R: 0 E: 0 K: 0 S: 4	H: 1 LOB: 0 BB: 0 P: 4	R: 0 E: 0 K: 0 S: 3	H: 0 LOB: 0 BB: 0 P: 3	R: 0 E: 0 K: 1 S: 5	H: 1 LOB: 2 BB: 1 P: 5	R: 0 E: 0 K: 0 S: 4	H: 1 LOB: 2 BB: 1 P: 8	R: 0 E: 0 K: 0 S: 3	H: 0 LOB: 0 BB: 1 P: 6	R: 0 E: 0 K: 0 S: 2	H: 0 LOB: 0 BB: 1 P: 6	1B: 3 2B: 1 3B: 0 HR: 0	SF: 0 SAC: 0 DP: 2 HBP: 0	WP: 0 PB: 0 SB: 0 CS: 0	PA: 34	
PITCHER Bob Sykes, L ERA: 4.23 (1, 1)	IP: 9.0 WLS: W BF: 34 H: 4 R: 0 ER: 0 SO: 5 BB: 5 IBB: 0 HBP: 0 BLK: 0 WP: 0 HR: 0 S: 39 P: 59 ERA: 0.00 WHIP: 1.000															PITCHER	IP: 9.0 WLS: W BF: 34 H: 4 R: 0 ER: 0 SO: 5 BB: 5 IBB: 0 HBP: 0 BLK: 0 WP: 0 HR: 0 S: 39 P: 59 ERA: 0.00 WHIP: 1.000						

Montreal Expos @ St. Louis Cardinals
 Busch Stadium, St. Louis, MO
 Mon Aug 11 1980, 7:05 PM CDT
 Att: 16,647 - Unknown

AB 29
 R 0
 H 4
 RBI 0
 BB 5
 SO 5
 LOB 13



Batter	1	2	3	4	5	6	7	8	9	AB	R	H	RBI	BB	SO	LOB	BOTTOM						
Tom Herr, S OBP: 0.227, SLG: 0.296 (1, 4)			0-0 4-3		0-0 3-1				0-3 K								3	2	0	0	2	1	0
Tony Scott, S OBP: 0.297, SLG: 0.293 (1, 8)				0-0 1B		0-0 1B			0-0 F7								5	3	4	3	0	0	0
Keith Hernandez, L OBP: 0.392, SLG: 0.485 (1, 3)				0-0 1B		0-3 K			0-0 HR								4	2	2	2	0	2	2
Ted Simmons, S OBP: 0.387, SLG: 0.523 (1, 2)		0-0 HR		0-0 1B		0-0 1B			0-0 E7								4	2	3	3	1	0	0
Leon Durham, L OBP: 0.292, SLG: 0.402 (1, 9)		0-0 HR		0-3 K		0-0 F7			0-3 K								5	1	1	2	0	3	4
Ken Oberkfell, L OBP: 0.382, SLG: 0.404 (1, 5)		0-0 F7		0-0 8-2		0-0 P6			0-0 4-3								5	1	1	0	0	0	3
Dane Iorg, L OBP: 0.352, SLG: 0.464 (1, 7)		0-0 1B		0-0 E9		0-0 6-3			0-0 WP								5	3	4	2	0	0	1
Mike Phillips, L OBP: 0.259, SLG: 0.253 (1, 6)		4-0 1B		0-0 L3		0-0 L5			0-0 F7								4	1	0	0	1	0	2
Bob Sykes, S OBP: 0.128, SLG: 0.108 (1, 1)		0-0 1B		0-0 SF9		0-0 4-3			0-0 4-3								3	1	1	2	0	0	0
Inning Stats	R: 8 E: 0 K: 1 S: 11	H: 6 LOB: 3 BB: 3 P: 23	R: 0 E: 0 K: 1 S: 5	H: 1 LOB: 0 BB: 0 P: 5	R: 1 E: 1 K: 0 S: 4	H: 1 LOB: 0 BB: 0 P: 4	R: 2 E: 0 K: 0 S: 6	H: 3 LOB: 1 BB: 0 P: 6	R: 0 E: 0 K: 0 S: 3	H: 0 LOB: 0 BB: 0 P: 3	R: 1 E: 1 K: 2 S: 9	H: 1 LOB: 1 BB: 0 P: 9	R: 1 E: 0 K: 1 S: 6	H: 1 LOB: 0 BB: 0 P: 6	R: 3 E: 0 K: 1 S: 8	H: 3 LOB: 1 BB: 1 P: 12	1B: 8 2B: 5 3B: 2 HR: 2	SF: 2 SAC: 0 DP: 1 HBP: 0	WP: 3 PB: 0 SB: 1 CS: 0	PA: 44			
PITCHER Scott Sanderson, R ERA: 3.12 Stan Bahnsen, R ERA: 3.31 Dale Murray, R ERA: 6.14 Tom Hutton, L ERA: 27.0	IP: 0.2 WLS: L BF: 9 H: 5 R: 7 ER: 7 SO: 0 BB: 2 IBB: 0 HBP: 0 BLK: 0 WP: 2 HR: 1 S: 19 P: 23 ERA: 8.10 WHIP: 2.100															PITCHER	IP: 0.2 WLS: L BF: 9 H: 5 R: 7 ER: 7 SO: 0 BB: 2 IBB: 0 HBP: 0 BLK: 0 WP: 2 HR: 1 S: 19 P: 23 ERA: 8.10 WHIP: 2.100						

Montreal Expos @ St. Louis Cardinals
 Busch Stadium, St. Louis, MO
 Mon Aug 11 1980, 7:05 PM CDT
 Att: 16,647 - Unknown

AB 38
 R 16
 H 16
 RBI 14
 BB 4
 SO 6
 LOB 12



Batter	1	2	3	4	5	6	7	8	9	AB	R	H	RBI	BB	SO	LOB	TOP		
Ron LeFlore, R OBP: 0.340, SLG: 0.361 Jerry White, S OBP: 0.364, SLG: 0.490	(1, 7) 0-3 K		(1) 0-0 4-3		(1) 0-0 S 1B		(3) 0-0 FC6-4		(1) 0-0 F7	4	0	1	0	0	1	1			
Rodney Scott, S OBP: 0.315, SLG: 0.305	(1, 4) 4-0 S BB		(2) 0-0 F7		(1) 4-0 CS BB			(1) 0-0 6-3	(1) 4-0 FC6-4 BB	2	0	0	0	3	0	0			
Andre Dawson, R OBP: 0.364, SLG: 0.465	(1, 8) 0-0 F9		(2) 0-0 L7		(2) 0-0 P4			(2) 0-0 6-3	(2) 0-0 F8	5	0	0	0	0	0	6			
Ellis Valentine, R OBP: 0.355, SLG: 0.509	(1, 9) 0-0 F9			(1) 0-0 S 2B 1B				(3) 0-3 K	(3) 0-0 FC6-4	4	1	1	0	1	1	4			
Warren Cromartie, L OBP: 0.353, SLG: 0.438		(1) 0-0 4-3		(1) 0-0 F8				(2) 0-0 4-3	(1) 0-0 1B 2B	4	1	1	0	0	0	2			
Gary Carter, R OBP: 0.316, SLG: 0.469		(2) 0-0 5-3		(1) 0-0 2B				(3) 0-0 G3	(1) 0-0 2B 1B	4	1	2	1	0	0	0			
Larry Parrish, R OBP: 0.341, SLG: 0.502		(1) 4-0 BB BB		(2) 0-0 6-3				(1) 0-0 FC6-4 1B	(1) 0-0 1B 2B	3	1	2	2	1	0	1			
Chris Speier, R OBP: 0.330, SLG: 0.303		(1) 4-0 BB		(3) 0-0 4-3				(1) 0-0 F9	(1) 0-0 BB 1B	3	0	1	0	1	0	2			
Fred Norman, S Elias Sosa, R OBP: 0.167, SLG: 0.167 Woodie Fryman, R OBP: 0.200, SLG: 0.200	(1, 1) 0-0 4-3			(1) 0-0 4-3				(2) 0-0 P1	(1) 0-0 BB 1B	3	0	0	0	0	0	3			
										0	0	0	0	0	0	0			
										1	0	1	1	0	0	0			
Inning Stats	R: 0 E: 0 K: 1 S: 5	H: 0 LOB: 1 BB: 1 P: 9	R: 0 E: 0 K: 0 S: 3	H: 0 LOB: 2 BB: 2 P: 11	R: 0 E: 0 K: 0 S: 3	H: 0 LOB: 0 BB: 0 P: 3	R: 1 E: 0 K: 0 S: 5	H: 2 LOB: 1 BB: 0 P: 5	R: 0 E: 0 K: 0 S: 2	H: 0 LOB: 0 BB: 1 P: 6	R: 0 E: 0 K: 0 S: 4	H: 1 LOB: 1 BB: 0 P: 4	R: 0 E: 0 K: 1 S: 5	H: 0 LOB: 0 BB: 0 P: 5	R: 3 E: 0 K: 0 S: 8	H: 5 LOB: 3 BB: 1 P: 12	1B: 6 2B: 3 3B: 0 HR: 0	SF: 0 SAC: 0 DP: 0 HBP: 0	WP: 0 PA: 40
PITCHER	IP WLS BF H R ER SO BB IBB HBP BLK WP HR S P ERA WHIP																		
John Fulgham, R ERA: 2.58	(1, 1) 8.0 L 31 4 1 1 2 5 0 0 0 0 0 0 30 50 1.12 1.125																		
Jim Kaat, L ERA: 3.81	(9, 1) 0.0 1 1 1 1 0 0 0 0 0 0 0 0 0 1 1 ∞ ∞																		
John Littlefield, R ERA: 2.51	(9, 1) 0.0 3 3 1 1 0 0 0 0 0 0 0 0 3 3 ∞ ∞																		
John Urrea, R ERA: 3.6	(9, 1) 1.0 5 1 1 1 0 1 0 0 0 0 0 0 4 8 9.00 2.000																		

Montreal Expos @ St. Louis Cardinals
 Busch Stadium, St. Louis, MO
 Tue Aug 12 1980, 7:05 PM CDT
 Att: 16,570 - Unknown

AB	34
R	4
H	9
RBI	4
BB	6
SO	2
LOB	21



Batter	1	2	3	4	5	6	7	8	9	AB	R	H	RBI	BB	SO	LOB	BOTTOM		
Bobby Bonds, R OBP: 0.314, SLG: 0.327	(1, 7) 0-3 K		(1) 4-0 BB			(2) 0-0 F8		(3) 0-0 5-3		3	0	0	0	1	1	0			
Tony Scott, S OBP: 0.296, SLG: 0.289	(1, 8) 0-3 K		(2) 0-3 K			(3) 0-3 K			(1) 4-0 G5-4-3 BB	3	0	0	0	1	3	2			
Keith Hernandez, L OBP: 0.395, SLG: 0.485	(1, 3) 4-0 FC5-4 BB			(1) 0-0 L5-4-3 1B				(1) 1-0 1B HBP	(1) 0-0 F8	2	0	1	0	1	0	1			
Ted Simmons, S OBP: 0.388, SLG: 0.523	(1, 2) 0-0 FC5-4			(1) 0-0 L5-4-3 1B				(2) 0-0 1B	(2) 0-0 G5-4-3	4	0	2	0	0	0	2			
George Hendrick, R OBP: 0.360, SLG: 0.545	(1, 9) 0-0 F8			(1) 0-0 L5-4-3				(1) 0-0 F5		3	0	0	0	0	0	4			
Ken Reitz, R OBP: 0.296, SLG: 0.365	(1, 5) 0-0 5-3							(2) 0-0 F2		2	0	0	0	0	0	0			
Dane Iorg, L OBP: 0.352, SLG: 0.464	(7, PH) 0-0 5-3							(2) 0-0 F5		0	0	0	0	0	0	0			
Keith Smith, R OBP: 0.295, SLG: 0.294	(7, PH) 0-0 5-3							(3) 0-0 L5		1	0	0	0	0	0	2			
Mike Phillips, L OBP: 0.259, SLG: 0.253	(8, 6) 0-0 5-3							(3) 0-0 F6		0	0	0	0	0	0	0			
Mike Ramsey, S OBP: 0.293, SLG: 0.367	(1, 6) 0-0 5-3							(3) 0-0 F6		3	0	0	0	0	0	2			
Ken Oberkfell, L OBP: 0.381, SLG: 0.403	(1, 4) 0-0 CS SH3 1B							(3) 0-0 F6		3	0	1	0	0	1	0			
John Fulgham, R Tom Herr, S OBP: 0.225, SLG: 0.294 Jim Kaat, L OBP: 0.229, SLG: 0.103 John Littlefield, R John Urrea, R	(1, 1) 0-0 SH3							(1) 0-0 F9		1	0	0	0	0	0	0			
										0	0	0	0	0	0	0			
										0	0	0	0	0	0	0			
										0	0	0	0	0	0	0			
Inning Stats	R: 0 E: 0 K: 2 S: 7	H: 0 LOB: 1 BB: 1 P: 11	R: 0 E: 0 K: 0 S: 3	H: 0 LOB: 0 BB: 0 P: 3	R: 0 E: 0 K: 1 S: 5	H: 1 LOB: 2 BB: 1 P: 9	R: 0 E: 0 K: 0 S: 3	H: 2 LOB: 0 BB: 0 P: 3	R: 0 E: 0 K: 1 S: 5	H: 0 LOB: 0 BB: 0 P: 5	R: 0 E: 0 K: 0 S: 4	H: 1 LOB: 2 BB: 0 P: 5	R: 0 E: 0 K: 1 S: 5	H: 0 LOB: 0 BB: 0 P: 5	R: 0 E: 0 K: 0 S: 2	H: 0 LOB: 0 BB: 1 P: 6	1B: 4 2B: 1 3B: 1 HR: 0	SF: 0 SAC: 1 DP: 2 HBP: 1	WP: 0 PA: 31
PITCHER	IP WLS BF H R ER SO BB IBB HBP BLK WP HR S P ERA WHIP																		
Fred Norman, L ERA: 3.86	(1, 1) 6.0 W 22 4 0 0 4 2 0 0 1 0 0 0 27 36 0.00 1.000																		
Elias Sosa, R ERA: 3.2	(7, 1) 0.1 1 0 0 0 0 0 0 0 0 0 0 0 1 1 0.00 0.000																		
Woodie Fryman, L ERA: 1.88	(7, 1) 2.2 S 8 0 0 0 1 1 0 0 0 0 0 0 9 13 0.00 0.375																		

Montreal Expos @ St. Louis Cardinals
 Busch Stadium, St. Louis, MO
 Tue Aug 12 1980, 7:05 PM CDT
 Att: 16,570 - Unknown

AB	26
R	0
H	4
RBI	0
BB	3
SO	5
LOB	13



Batter	1	2	3	4	5	6	7	8	9	AB	R	H	RBI	BB	SO	LOB	TOP			
Ron LeFlore, R OBP: 0.343, SLG: 0.364 (1, 7)										5	0	3	1	0	1	0	Montreal Expos @ Pittsburgh Pirates Three Rivers Stadium, Pittsburgh, PA Fri Aug 15 1980, 7:05 PM EDT Att: 29,721 - Unknown			
Rodney Scott, S OBP: 0.318, SLG: 0.309 Woodie Fryman, R OBP: 0.200, SLG: 0.200 (8, 1)										4	0	2	0	1	0	1				
Andre Dawson, R OBP: 0.360, SLG: 0.461 Tony Bernazard, S OBP: 0.283, SLG: 0.353 (8, 4)										4	0	0	0	0	1	7				
Ellis Valentine, R OBP: 0.362, SLG: 0.522 Stan Bahnsen, R OBP: 0.364, SLG: 0.250 Jerry White, S OBP: 0.358, SLG: 0.477 (1, 9)										2	1	1	0	2	0	0				
Warren Cromartie, L OBP: 0.353, SLG: 0.438 (1, 3)										5	1	2	0	0	1	6				
Gary Carter, R OBP: 0.317, SLG: 0.471 (1, 2)										5	0	0	1	0	1	6				
Larry Parrish, R OBP: 0.338, SLG: 0.493 (1, 5)										3	0	0	1	0	0	0				
Chris Speier, R OBP: 0.325, SLG: 0.298 (1, 6)										4	1	1	0	0	0	2				
Steve Rogers, R OBP: 0.277, SLG: 0.175 Tom Hutton, L OBP: 0.235, SLG: 0.234 John D'Acquisto, R (6, 1)										1	0	0	0	1	0	0				
Rowland Office, L OBP: 0.341, SLG: 0.441 (7, 9)										1	0	0	0	0	0	0				
Inning Stats	R: 0 E: 0 K: 2 S: 8	H: 1 LOB: 3 BB: 2 P: 16	R: 0 E: 0 K: 0 S: 3	H: 0 LOB: 0 BB: 0 P: 3	R: 0 E: 0 K: 1 S: 6	H: 1 LOB: 2 BB: 1 P: 10	R: 1 E: 0 K: 0 S: 6	H: 3 LOB: 3 BB: 1 P: 10	R: 0 E: 0 K: 0 S: 4	H: 1 LOB: 1 BB: 0 P: 4	R: 2 E: 1 K: 0 S: 5	H: 1 LOB: 0 BB: 0 P: 5	R: 0 E: 0 K: 1 S: 5	H: 0 LOB: 0 BB: 0 P: 5	R: 0 E: 0 K: 1 S: 6	H: 1 LOB: 1 BB: 0 P: 6	1B: 6 2B: 2 3B: 1 HR: 0	SF: 0 SAC: 0 DP: 0 HBP: 1	WP: 0 PB: 0 CS: 0	PA: 42
PITCHER	IP WLS BF H R ER SO BB IBB HBP BLK WP HR S P ERA WHIP	IP WLS BF H R ER SO BB IBB HBP BLK WP HR S P ERA WHIP																		
Jim Bibby, R ERA: 2.83 Kent Tekulve, R ERA: 2.71 (7, 1)	6.0 W 32 8 3 1 3 4 0 1 0 0 0 33 50 1.50 2.000	3.0 S 10 1 0 0 2 0 0 0 0 0 0 14 14 0.00 0.333																		

AB	37
R	3
H	9
RBI	3
BB	4
SO	5
LOB	22



Batter	1	2	3	4	5	6	7	8	9	AB	R	H	RBI	BB	SO	LOB	BOTTOM			
Omar Moreno, L OBP: 0.312, SLG: 0.332 (1, 8)										4	0	0	0	0	0	3	Montreal Expos @ Pittsburgh Pirates Three Rivers Stadium, Pittsburgh, PA Fri Aug 15 1980, 7:05 PM EDT Att: 29,721 - Unknown			
Phil Garner, R OBP: 0.324, SLG: 0.365 (1, 4)										4	0	0	0	0	1	2				
Dave Parker, L OBP: 0.333, SLG: 0.457 Lee Lacy, R OBP: 0.401, SLG: 0.500 (7, 7)										3	0	1	0	0	0	0				
Willie Stargell, L OBP: 0.348, SLG: 0.490 John Milner, L OBP: 0.354, SLG: 0.349 (1, 3)										3	0	0	0	0	2	1				
Mike Easter, L OBP: 0.422, SLG: 0.645 (7, 9)										3	3	2	1	1	1	0				
Bill Madlock, R OBP: 0.318, SLG: 0.365 (1, 5)										2	2	1	0	2	0	0				
Ed Ott, L OBP: 0.339, SLG: 0.406 Steve Nicosia, R OBP: 0.288, SLG: 0.277 (8, 2)										3	1	1	1	0	0	1				
Dale Berra, R OBP: 0.289, SLG: 0.386 (1, 6)										4	1	2	2	0	2	2				
Jim Bibby, R OBP: 0.215, SLG: 0.172 Kent Tekulve, R (7, 1)										3	0	1	0	0	1	2				
Inning Stats	R: 0 E: 0 K: 2 S: 8	H: 1 LOB: 1 BB: 0 P: 8	R: 2 E: 0 K: 0 S: 6	H: 3 LOB: 1 BB: 0 P: 6	R: 0 E: 0 K: 0 S: 3	H: 0 LOB: 0 BB: 0 P: 3	R: 2 E: 0 K: 0 S: 6	H: 2 LOB: 2 BB: 1 P: 10	R: 0 E: 0 K: 2 S: 7	H: 0 LOB: 0 BB: 0 P: 7	R: 2 E: 0 K: 2 S: 8	H: 1 LOB: 1 BB: 1 P: 12	R: 0 E: 0 K: 1 S: 5	H: 0 LOB: 0 BB: 0 P: 5	R: 1 E: 0 K: 2 S: 8	H: 2 LOB: 1 BB: 1 P: 12		1B: 3 2B: 4 3B: 0 HR: 2	SF: 0 SAC: 0 DP: 0 HBP: 0	WP: 2 PB: 0 CS: 1
PITCHER	IP WLS BF H R ER SO BB IBB HBP BLK WP HR S P ERA WHIP	IP WLS BF H R ER SO BB IBB HBP BLK WP HR S P ERA WHIP																		
Steve Rogers, R ERA: 3.17 John D'Acquisto, R ERA: 3.64 Stan Bahnsen, R ERA: 3.26 Woodie Fryman, L ERA: 1.99 (8, 1)	5.0 L 23 6 4 4 4 1 0 0 0 0 1 0 8 12 18.00 2.000	1.0 5 1 2 2 2 1 0 0 0 0 0 0 5 5 0.00 0.000	1.0 3 0 0 0 1 0 0 0 0 0 0 0 8 12 9.00 3.000																	

AB	33
R	7
H	9
RBI	5
BB	3
SO	9
LOB	12





Batter	1	2	3	4	5	6	7	8	9	AB	R	H	RBI	BB	SO	LOB	TOP		
Ron LeFlore, R (1, 7) OBP: 0.340, SLG: 0.360	0-3 K			0-3 K			0-3 K		0-0 F8	4	0	0	0	0	3	1	Montreal Expos @ Pittsburgh Pirates Three Rivers Stadium, Pittsburgh, PA Sat Aug 16 1980, 7:05 PM EDT Att: 32,390 - Unknown		
Rodney Scott, S (1, 4) OBP: 0.317, SLG: 0.309	0-3 K			0-0 4-3			0-0 1-3		0-0 1B	4	0	1	0	0	1	0			
Andre Dawson, R (1, 8) OBP: 0.359, SLG: 0.460	0-0 F8			0-0 F8			0-0 FC5-4 1B		0-3 K	1	0	0	0	0	0	0			
Rowland Office, L (2, 8) OBP: 0.341, SLG: 0.439										3	0	1	0	0	1	2			
Gary Carter, R (1, 2) OBP: 0.314, SLG: 0.467		0-0 F7			0-0 L6				0-0 FC5-4 1-2	3	0	0	0	0	0	1			
Warren Cromartie, L (1, 3) OBP: 0.351, SLG: 0.435		0-0 4-3			0-3 K				0-0 4-3	3	0	0	0	0	1	0			
Larry Parrish, R (1, 5) OBP: 0.335, SLG: 0.488		0-0 6-3			0-0 4-3				0-0 P4	3	0	0	0	0	0	0			
Jerry White, S (1, 9) OBP: 0.349, SLG: 0.464				0-3 K			0-0 F9		0-0 F8	3	0	0	0	0	1	0			
Chris Speier, R (1, 6) OBP: 0.323, SLG: 0.296				0-3 K			0-3 K		0-3 K	2	0	0	0	0	2	0			
Tony Bernazard, S (9, PH) OBP: 0.292, SLG: 0.351				0-3 K						1	0	0	0	0	1	0			
Scott Sanderson, R (1, 1) OBP: 0.087, SLG: 0.133				0-3 K			0-3 K		4-0 1B BB	2	0	0	0	0	2	0			
Stan Bahnsen, R (8, 1) OBP: 0.364, SLG: 0.250										0	0	0	0	0	0	0			
Tom Hutton, L (9, PH) OBP: 0.250, SLG: 0.234										0	0	0	0	1	0	0			
Inning Stats	R: 0 H: 0 E: 0 K: 2 S: 7	H: 0 LOB: 0 BB: 0 P: 7	R: 0 H: 0 E: 0 K: 0 S: 3	H: 0 LOB: 0 BB: 0 P: 3	R: 0 H: 0 E: 0 K: 3 S: 9	H: 0 LOB: 0 BB: 0 P: 9	R: 0 H: 0 E: 0 K: 1 S: 5	H: 0 LOB: 0 BB: 0 P: 5	R: 0 H: 0 E: 0 K: 2 S: 7	H: 0 LOB: 0 BB: 0 P: 7	R: 0 H: 1 E: 0 K: 1 S: 6	H: 1 LOB: 1 BB: 0 P: 6	R: 0 H: 0 E: 0 K: 0 S: 3	H: 0 LOB: 0 BB: 0 P: 3	R: 0 H: 1 E: 0 K: 2 S: 8	H: 1 LOB: 2 BB: 1 P: 12	1B: 2 2B: 0 3B: 0 HR: 0	SF: 0 SAC: 0 DP: 0 HBP: 0	WP: 0 PA: 30 CS: 0
PITCHER Bert Blyleven, R (1, 1) ERA: 3.65	IP: 9.0 WLS: W BF: 30 H: 2 R: 0 ER: 0 SO: 12 BB: 1 IBB: 0 HBP: 0 BLK: 0 WP: 0 HR: 0 S: 53 P: 57 ERA: 0.00 WHIP: 0.333																		

Batter	1	2	3	4	5	6	7	8	9	AB	R	H	RBI	BB	SO	LOB	BOTTOM
Omar Moreno, L (1, 8) OBP: 0.312, SLG: 0.335	0-0 6-3 3B				0-0 4-3				0-0 F7	4	1	1	0	0	0	0	Montreal Expos @ Pittsburgh Pirates Three Rivers Stadium, Pittsburgh, PA Sat Aug 16 1980, 7:05 PM EDT Att: 32,390 - Unknown
Tim Lincecum, R (1, 6) OBP: 0.318, SLG: 0.362	0-0 6-3	0-0 5-3			0-0 5-3				0-0 HR	4	1	1	2	0	0	1	
Dave Parker, L (1, 9) OBP: 0.336, SLG: 0.459	0-0 1B 2B				0-3 K				0-0 5-3	3	1	2	0	0	1	0	
Lee Lacy, R (6, 7) OBP: 0.399, SLG: 0.498	0-0 1B 2B			0-0 FC1-6 1B					0-0 5-3	1	0	0	0	0	0	0	
Willie Stargell, L (1, 3) OBP: 0.348, SLG: 0.487	0-0 2B 1B			0-0 P5			0-3 K		4-0 1B BB	3	1	1	0	0	1	1	
John Milner, L (7, 3) OBP: 0.356, SLG: 0.349	0-0 1B 2B			0-0 FC1-6 CS			0-0 F8		0-0 G5-4-3 1B	0	0	0	0	1	0	0	
Mike Easter, L (1, 7) OBP: 0.423, SLG: 0.646	0-0 1B 2B			0-0 CS	0-0 5-3		0-0 BB		0-0 G5-4-3	4	1	2	1	0	0	1	
Bill Madlock, R (1, 5) OBP: 0.320, SLG: 0.366	0-0 CS 1B			0-0 6-3			0-3 K			2	0	1	2	1	0	0	
Dale Berra, R (8, PH) OBP: 0.288, SLG: 0.384	0-0 CS 1B			0-0 6-3			0-0 K			1	0	0	0	0	0	2	
Ed Ott, L (1, 2) OBP: 0.336, SLG: 0.401	0-0 F8			0-0 6-3			0-3 K			3	0	0	0	0	1	2	
Phil Garner, R (1, 4) OBP: 0.324, SLG: 0.364	0-0 CS	0-0 F8			0-0 6-3				0-0 6-3	3	0	1	0	0	0	0	
Bert Blyleven, R (1, 1) OBP: 0.064, SLG: 0.043		0-0 4-3			0-3 K					3	0	0	0	0	1	1	
Inning Stats	R: 4 H: 5 E: 0 K: 0 S: 7	H: 5 LOB: 0 BB: 0 P: 7	R: 0 H: 0 E: 1 K: 0 S: 4	H: 0 LOB: 1 BB: 0 P: 4	R: 0 H: 1 E: 0 K: 1 S: 6	H: 1 LOB: 0 BB: 0 P: 3	R: 0 H: 1 E: 0 K: 1 S: 5	H: 0 LOB: 0 BB: 0 P: 5	R: 0 H: 0 E: 0 K: 2 S: 7	H: 0 LOB: 1 BB: 1 P: 11	R: 0 H: 0 E: 0 K: 0 S: 3	H: 0 LOB: 0 BB: 0 P: 3	R: 1 H: 2 E: 0 K: 0 S: 4	H: 2 LOB: 1 BB: 1 P: 8	1B: 6 2B: 1 3B: 1 HR: 1	SF: 0 SAC: 0 DP: 1 HBP: 0	WP: 0 PA: 35 CS: 2
PITCHER Scott Sanderson, R (1, 1) ERA: 3.27	IP: 7.1 WLS: L BF: 32 H: 9 R: 5 ER: 5 SO: 4 BB: 2 IBB: 0 HBP: 0 BLK: 0 WP: 0 HR: 1 S: 38 P: 46 ERA: 6.14 WHIP: 1.500																
PITCHER Stan Bahnsen, R (8, 1) ERA: 3.22	IP: 0.2 WLS: L BF: 1 H: 0 R: 0 ER: 0 SO: 0 BB: 0 IBB: 0 HBP: 0 BLK: 0 WP: 0 HR: 0 S: 1 P: 1 ERA: 0.00 WHIP: 0.000																

AB	29
R	0
H	2
RBI	0
BB	1
SO	12
LOB	4



Batter	1	2	3	4	5	6	7	8	9	AB	R	H	RBI	BB	SO	LOB	TOP		
Ron LeFlore, R (1, 7) OBP: 0.337, SLG: 0.357	5-3		K			K			F9	4	0	0	0	0	2	0	Montreal Expos @ Pittsburgh Pirates Three Rivers Stadium, Pittsburgh, PA Sun Aug 17 1980, 7:05 PM EDT Unknown 		
Rodney Scott, S (1, 4) OBP: 0.316, SLG: 0.311	5-3			6-3		1-3			1B FC3-6 2B	4	1	1	0	0	0	0			
Rowland Office, L (1, 8) OBP: 0.344, SLG: 0.440	K			FC6-4 1B		4-3			FC3-6 1B	4	0	2	0	0	1	0			
Ellis Valentine, R (1, 9) OBP: 0.360, SLG: 0.519		FC5-4 1B		FC6-4 1B WP		1-3			FC3-6	4	0	1	1	0	0	2			
Warren Cromartie, L (1, 3) OBP: 0.350, SLG: 0.433	F7			WP 1B		6-3			5-3	4	0	1	0	0	0	2			
Gary Carter, R (1, 2) OBP: 0.312, SLG: 0.464	F7			K						3	0	0	0	0	1	3			
Larry Parrish, R (1, 5) OBP: 0.335, SLG: 0.487		FC5-4				G4-6-3 1B			6-3	3	0	1	0	0	0	1			
Chris Speier, R (1, 6) OBP: 0.319, SLG: 0.292			F9			G4-6-3			K	3	0	0	0	0	1	1			
Fred Norman, S (1, 1) Tom Hutton, L (5, PH) John D'Acquisto, R (5, 1) Jerry White, S (8, PH) Hal Dues, R (8, 1)	L4								3-1	1	0	0	0	0	0	0			
										1	0	1	0	0	0	0			
										0	0	0	0	0	0	0			
										1	0	0	0	0	0	0			
										0	0	0	0	0	0	0			
										0	0	0	0	0	0	0			
Inning Stats	R: 0 E: 0 K: 1 S: 5	H: 0 LOB: 0 BB: 0 P: 5	R: 0 E: 0 K: 0 S: 4	H: 1 LOB: 1 BB: 0 P: 4	R: 0 E: 0 K: 1 S: 5	H: 0 LOB: 0 BB: 0 P: 5	R: 0 E: 0 K: 1 S: 7	H: 2 LOB: 2 BB: 0 P: 7	R: 0 E: 0 K: 0 S: 3	H: 2 LOB: 1 BB: 0 P: 3	R: 0 E: 0 K: 0 S: 3	H: 0 LOB: 0 BB: 0 P: 3	R: 0 E: 0 K: 0 S: 5	H: 0 LOB: 0 BB: 0 P: 5	R: 1 E: 0 K: 0 S: 5	H: 2 LOB: 1 BB: 0 P: 5	1B: 6 2B: 1 3B: 0 HR: 0	SF: 0 SAC: 0 DP: 1 HBP: 0	WP: 1 PA: 32
PITCHER Rick Rhoden, R (1, 1) ERA: 4.33	IP: 9.0 WLS: W BF: 32 H: 7 R: 1 ER: 1 SO: 5 BB: 0 IBB: 0 HBP: 0 BLK: 0 WP: 1 HR: 0 S: 42 P: 42 ERA: 1.00 WHIP: 0.778																		

Batter	1	2	3	4	5	6	7	8	9	AB	R	H	RBI	BB	SO	LOB	BOTTOM
Omar Moreno, L (1, 8) OBP: 0.317, SLG: 0.345	SH1-3 1B	CS 1B			SF9 3B		CS 1B			4	2	4	0	0	0	0	Montreal Expos @ Pittsburgh Pirates Three Rivers Stadium, Pittsburgh, PA Sun Aug 17 1980, 7:05 PM EDT Unknown 
Tim Lincecum, R (1, 6) OBP: 0.315, SLG: 0.360	SH1-3 1-3	CS 1-2	6-3		SF9 3-H		6-3 1-2			2	0	0	1	0	0	1	
Dave Parker, L (1, 9) OBP: 0.335, SLG: 0.457	HR 3-H		4-3		K		G3			4	1	1	1	0	1	0	
Bill Madlock, R (1, 3) John Milner, L (6, 3) OBP: 0.323, SLG: 0.368 OBP: 0.361, SLG: 0.349	K		BB 2B		BB 1B		BB 1B		1B BB	3	1	2	0	0	1	1	
Lee Lacy, R (1, 7) OBP: 0.405, SLG: 0.511	HR 1-H		BB 2B		BB		P4			2	1	1	2	2	0	1	
Phil Garner, R (1, 4) OBP: 0.328, SLG: 0.370	1B		BB 2B		F8		S 1B			4	0	3	1	0	0	2	
Steve Nicosia, R (1, 2) OBP: 0.280, SLG: 0.269	K		1-H 2-H		6-3		F9		P3	4	0	0	0	0	1	3	
Dale Berra, R (1, 5) OBP: 0.282, SLG: 0.376		K			6-3		F9		K	4	0	0	0	0	2	2	
Rick Rhoden, R (1, 1) OBP: 0.364, SLG: 0.381	5-3			L7		4-3				3	0	0	0	0	0	0	
										1B: 8 2B: 1 3B: 1 HR: 1	SF: 1 SAC: 1 DP: 0 HBP: 0	WP: 0 PA: 36					
Inning Stats	R: 3 E: 0 K: 2 S: 11	H: 4 LOB: 1 BB: 0 P: 11	R: 0 E: 0 K: 1 S: 5	H: 1 LOB: 0 BB: 0 P: 5	R: 1 E: 0 K: 0 S: 4	H: 2 LOB: 2 BB: 1 P: 8	R: 0 E: 0 K: 0 S: 3	H: 0 LOB: 0 BB: 0 P: 3	R: 1 E: 0 K: 1 S: 7	H: 2 LOB: 2 BB: 1 P: 11	R: 0 E: 0 K: 0 S: 3	H: 0 LOB: 0 BB: 0 P: 3	R: 0 E: 0 K: 0 S: 3	H: 1 LOB: 0 BB: 0 P: 3	R: 0 E: 0 K: 1 S: 6	H: 1 LOB: 2 BB: 1 P: 10	
PITCHER Fred Norman, L (1, 1) ERA: 4.13 John D'Acquisto, R (5, 1) ERA: 3.5 Hal Dues, R (8, 1) ERA: 7.11	IP: 4.0 WLS: L BF: 18 H: 7 R: 4 ER: 4 SO: 3 BB: 1 IBB: 0 HBP: 0 BLK: 0 WP: 0 HR: 1 S: 23 P: 27 ERA: 9.00 WHIP: 2.000																

Batter	1	2	3	4	5	6	7	8	9	AB	R	H	RBI	BB	SO	LOB	TOP																			
Ron LeFlore, R OBP: 0.336, SLG: 0.355 (1, 7)	F9		K		S 1B		6-3		FC5-2 1B	5	0	1	0	0	1	4																				
Rodney Scott, S OBP: 0.315, SLG: 0.309 (1, 4)	L6		F8		K		F9		1-2 2-3 3-H 1B	5	0	1	2	0	1	2																				
Rowland Office, L OBP: 0.335, SLG: 0.427 (1, 8)	6-3			E4 1B	F2			F3	4-3	5	1	0	0	0	0	3																				
Ellis Valentine, R OBP: 0.361, SLG: 0.519 Jerry White, S OBP: 0.349, SLG: 0.461 (4, PR) (4, 9)		F3		1B SH1-3 1B		F8			CS 1B	2	0	1	0	0	0	0																				
Warren Cromartie, L OBP: 0.351, SLG: 0.434 (1, 3)				SH1-3 1B		F7			4-3	4	0	2	1	0	0	1																				
Larry Parrish, R OBP: 0.337, SLG: 0.485 Ken Macha, R OBP: 0.375, SLG: 0.395 (1, 5) (9, 5)	P3		F5		1B BB				1B SH1-4 FC5-2 1B	3	0	1	0	1	0	3																				
Chris Speier, R OBP: 0.321, SLG: 0.294 (1, 6)	F8		SH1-3						SH1-4	2	0	1	1	0	0	1																				
Bobby Ramos, R OBP: 0.214, SLG: 0.125 Gary Carter, R OBP: 0.314, SLG: 0.464 (9, PH) (9, 2)			SH3-4 BB	2-3		K			FC5-2 1B IBB	2	0	0	0	1	1	4																				
Bill Gullickson, R OBP: 0.190, SLG: 0.150 Andre Dawson, R OBP: 0.361, SLG: 0.461 Steve Rogers, R OBP: 0.277, SLG: 0.175 Woodie Fryman, R OBP: 0.200, SLG: 0.200 (1, 1) (9, PH) (9, PR) (9, 1)			SH3-4		P4		4-3		FC5-2 1B	2	0	0	0	0	0	0																				
Inning Stats	R: 0 E: 0 K: 0 S: 3	H: 0 LOB: 0 BB: 0 P: 3	R: 0 E: 0 K: 0 S: 4	H: 1 LOB: 1 BB: 0 P: 4	R: 0 E: 0 K: 1 S: 5	H: 0 LOB: 1 BB: 1 P: 9	R: 2 E: 1 K: 0 S: 6	H: 2 LOB: 2 BB: 0 P: 6	R: 0 E: 0 K: 1 S: 6	H: 1 LOB: 2 BB: 1 P: 10	R: 0 E: 0 K: 0 S: 3	H: 0 LOB: 0 BB: 0 P: 3	R: 0 E: 0 K: 0 S: 3	H: 1 LOB: 0 BB: 0 P: 3	R: 2 E: 0 K: 0 S: 6	H: 3 LOB: 2 BB: 1 P: 10	1B: 9 2B: 0 3B: 0 HR: 0	SF: 0 SAC: 3 DP: 0 HBP: 0	WP: 0 PA: 39 CS: 1																	
PITCHER	IP	WLS	BF	H	R	ER	SO	BB	IBB	HBP	BLK	WP	HR	S	P	ERA	WHIP	PITCHER		IP	WLS	BF	H	R	ER	SO	BB	IBB	HBP	BLK	WP	HR	S	P	ERA	WHIP
Don Robinson, R ERA: 3.86 (1, 1)	8.1	L	35	7	4	2	3	2	1	0	0	0	0	0	38	50	2.16	1.080																		
Kent Tekulve, R ERA: 2.7 (9, 1)	0.1		3	2	0	0	0	0	0	0	0	0	0	0	3	3	0.00	6.000																		
Grant Jackson, L ERA: 2.11 (9, 1)	0.1		1	0	0	0	0	0	0	0	0	0	0	0	1	1	0.00	0.000																		

Montreal Expos @ Pittsburgh Pirates
Three Rivers Stadium, Pittsburgh, PA
Sun Aug 17 1980, 7:05 PM EDT
Att: 49,412 - Unknown

livebaseballscores.com

AB 33
R 4
H 9
RBI 4
BB 3
SO 3
LOB 18



Batter	1	2	3	4	5	6	7	8	9	AB	R	H	RBI	BB	SO	LOB	BOTTOM																			
Omar Moreno, L OBP: 0.316, SLG: 0.342 (1, 8)	1-3 S BB	FC4-6		4-3		F9			4-3	4	0	0	0	1	0	5																				
Phil Garner, R OBP: 0.324, SLG: 0.366 (1, 4)	K		E4 E S 2B		F2		P6		F8	5	1	0	0	0	1	1																				
Dave Parker, L OBP: 0.334, SLG: 0.455 (1, 9)	1-3		K		L8-4-6 BB 1B		F7			4	0	1	0	0	1	2																				
Willie Stargell, L OBP: 0.351, SLG: 0.485 John Milner, L OBP: 0.361, SLG: 0.349 (7, PR) (8, 3)	K		K		BB 1B				1B	3	0	1	0	1	2	2																				
Mike Easter, L OBP: 0.424, SLG: 0.647 (1, 7)		1B BB		L8-4-6		F7				3	1	1	1	1	0	3																				
Bill Madlock, R OBP: 0.322, SLG: 0.367 (1, 5)		1B BB	F8			1-3			K	4	0	1	0	0	1	1																				
Ed Ott, L OBP: 0.331, SLG: 0.396 (1, 2)		K		4-3		3-1			5-3	4	0	0	0	0	1	2																				
Dale Berra, R OBP: 0.286, SLG: 0.378 Kent Tekulve, R Grant Jackson, S (1, 6) (9, 1) (9, 1)		K		E9 1B		2B 1B			F7	4	0	2	0	0	1	2																				
Don Robinson, R OBP: 0.417, SLG: 0.583 Tim Foli, R OBP: 0.314, SLG: 0.359 (1, 1) (9, 6)		FC4-6 1B		K					F7	3	0	2	1	0	1	1																				
Inning Stats	R: 0 E: 0 K: 2 S: 7	H: 0 LOB: 1 BB: 1 P: 11	R: 1 E: 0 K: 2 S: 9	H: 2 LOB: 2 BB: 1 P: 13	R: 1 E: 1 K: 2 S: 9	H: 1 LOB: 1 BB: 0 P: 9	R: 0 E: 1 K: 1 S: 6	H: 1 LOB: 1 BB: 0 P: 6	R: 0 E: 0 K: 0 S: 3	H: 2 LOB: 2 BB: 0 P: 5	R: 0 E: 0 K: 0 S: 4	H: 1 LOB: 1 BB: 0 P: 4	R: 0 E: 0 K: 1 S: 5	H: 0 LOB: 0 BB: 0 P: 5	R: 0 E: 0 K: 0 S: 3	H: 0 LOB: 0 BB: 0 P: 3	1B: 6 2B: 3 3B: 0 HR: 0	SF: 0 SAC: 0 DP: 1 HBP: 0	WP: 0 PA: 38 CS: 0																	
PITCHER	IP	WLS	BF	H	R	ER	SO	BB	IBB	HBP	BLK	WP	HR	S	P	ERA	WHIP	PITCHER		IP	WLS	BF	H	R	ER	SO	BB	IBB	HBP	BLK	WP	HR	S	P	ERA	WHIP
Bill Gullickson, R ERA: 3.83 (1, 1)	1.0	S	3	0	0	0	0	0	0	0	0	0	0	3	3	0.00	0.000																			
Woodie Fryman, L ERA: 1.95 (9, 1)	1.0		3	0	0	0	0	0	0	0	0	0	0	3	3	0.00	0.000																			

Montreal Expos @ Pittsburgh Pirates
Three Rivers Stadium, Pittsburgh, PA
Sun Aug 17 1980, 7:05 PM EDT
Att: 49,412 - Unknown

livebaseballscores.com

AB 35
R 2
H 8
RBI 2
BB 3
SO 8
LOB 19



Batter	1	2	3	4	5	6	7	8	9	AB	R	H	RBI	BB	SO	LOB	TOP								
Davey Lopes, R OBP: 0.325, SLG: 0.352 Derrel Thomas, S OBP: 0.291, SLG: 0.313	G3 3B 2B		6-3 BB		SH3-4 1B		K			2	2	2	0	1	0	0									
Bill Russell, R OBP: 0.303, SLG: 0.353	G3		6-3		SH3-4		F8			3	0	0	0	0	0	2									
Dusty Baker Jr., R OBP: 0.336, SLG: 0.526	1B 3B		6-3		1B		F8			4	1	2	2	0	0	1									
Steve Garvey, R OBP: 0.340, SLG: 0.477	K		1-3		2B		4-3			4	0	1	0	0	1	2									
Ron Cey, R OBP: 0.343, SLG: 0.431	1B			BB E BB	F8		K			3	1	1	1	1	1	1									
Rick Monday, L OBP: 0.378, SLG: 0.446	K		BB E BB	BB E BB	G3					3	1	0	0	1	1	1									
Pedro Guerrero, R OBP: 0.337, SLG: 0.455		6-3	F8		F8					4	0	0	0	0	0	1									
Steve Yeager, R OBP: 0.289, SLG: 0.287		6-3	1B		K					4	0	1	1	0	2	0									
Jerry Reuss, L OBP: 0.125, SLG: 0.094	K		8-3		K					3	0	0	0	0	2	1									
Inning Stats	R: 2 E: 0 K: 2 S: 10	H: 3 LOB: 1 BB: 0 P: 10	R: 0 E: 0 K: 1 S: 5	H: 0 LOB: 0 BB: 0 P: 5	R: 0 E: 0 K: 0 S: 3	H: 0 LOB: 1 BB: 1 P: 7	R: 2 E: 1 K: 0 S: 3	H: 1 LOB: 0 BB: 2 P: 11	R: 1 E: 0 K: 0 S: 5	H: 3 LOB: 1 BB: 0 P: 5	R: 0 E: 0 K: 1 S: 5	H: 0 LOB: 0 BB: 0 P: 5	R: 0 E: 0 K: 1 S: 5	H: 0 LOB: 0 BB: 0 P: 5	R: 0 E: 0 K: 1 S: 5	H: 0 LOB: 0 BB: 0 P: 5	R: 0 E: 0 K: 1 S: 5	H: 0 LOB: 0 BB: 0 P: 5	1B: 4 2B: 3 3B: 1 HR: 0	SF: 0 SAC: 1 DP: 1 HBP: 0	WP: 0 PB: 0 SB: 0 CS: 0	PA: 35			
PITCHER	IP	WLS	BF	H	R	ER	SO	BB	IBB	HBP	BLK	WP	HR	S	P	ERA	WHIP	PITCHER							
Steve Rogers, R ERA: 3.27	(1, 1)	5.0	L	23	7	5	4	3	3	0	0	0	0	26	38	7.20	2.000								
John D'Acquisto, R ERA: 3.66	(6, 1)	3.0		9	0	0	0	4	0	0	0	0	0	17	17	0.00	0.000								
Elias Sosa, R ERA: 3.25	(9, 1)	1.0		3	0	0	0	1	0	0	0	0	0	5	5	0.00	0.000								

Los Angeles Dodgers @ Montreal Expos
Olympic Stadium, Montreal, QB
Wed Aug 20 1980, 7:05 PM EDT
Att: 32,630 - Unknown

AB 31
R 5
H 7
RBI 4
BB 3
SO 8
LOB 9



livebaseballscores.com

Batter	1	2	3	4	5	6	7	8	9	AB	R	H	RBI	BB	SO	LOB	BOTTOM								
Ron LeFlore, R OBP: 0.335, SLG: 0.352	4-3		6-3			G6-4-3 1B		5-3		4	0	1	0	0	0	0									
Rodney Scott, S OBP: 0.315, SLG: 0.307	K			6-3		G6-4-3 1B		6-3		4	0	0	0	0	1	1									
Andre Dawson, R OBP: 0.361, SLG: 0.462	1B			K		5-3		2B		4	0	2	0	0	1	0									
Ellis Valentine, R OBP: 0.364, SLG: 0.523 Rowland Office, L OBP: 0.340, SLG: 0.428	F9			3B		FC1-6 1B		E1 G4-6-3		2	0	1	0	0	0	1									
Warren Cromartie, L OBP: 0.349, SLG: 0.437	K			P6		FC1-6 FC5-4		G4-6-3		4	0	0	0	0	1	4									
Gary Carter, R OBP: 0.311, SLG: 0.466	6-3				HR	FC5-4		FC5-4		3	1	1	1	0	0	1									
Larry Parrish, R OBP: 0.330, SLG: 0.475	F8				4-3	FC5-4				3	0	0	0	0	0	1									
Chris Speier, R OBP: 0.321, SLG: 0.295			4-3		6-3			F9		3	0	0	0	0	0	0									
Steve Rogers, R OBP: 0.273, SLG: 0.172 Ken Macha, R OBP: 0.371, SLG: 0.391 John D'Acquisto, R			K		K			L3		1	0	0	0	0	1	0									
John Tamargo, S OBP: 0.295, SLG: 0.341 Elias Sosa, R OBP: 0.167, SLG: 0.167										0	0	0	0	0	0	0									
Inning Stats	R: 0 E: 0 K: 1 S: 6	H: 1 LOB: 1 BB: 0 P: 6	R: 0 E: 0 K: 1 S: 5	H: 0 LOB: 0 BB: 0 P: 5	R: 0 E: 0 K: 1 S: 5	H: 0 LOB: 0 BB: 0 P: 5	R: 0 E: 0 K: 1 S: 6	H: 1 LOB: 1 BB: 0 P: 6	R: 1 E: 0 K: 0 S: 6	H: 1 LOB: 0 BB: 0 P: 6	R: 0 E: 0 K: 0 S: 3	H: 1 LOB: 0 BB: 0 P: 3	R: 0 E: 0 K: 0 S: 4	H: 1 LOB: 1 BB: 0 P: 4	R: 0 E: 0 K: 0 S: 3	H: 0 LOB: 0 BB: 0 P: 3	R: 0 E: 1 K: 0 S: 4	H: 1 LOB: 1 BB: 0 P: 4	1B: 3 2B: 1 3B: 1 HR: 1	SF: 0 SAC: 0 DP: 2 HBP: 0	WP: 0 PB: 0 SB: 0 CS: 0	PA: 32			
PITCHER	IP	WLS	BF	H	R	ER	SO	BB	IBB	HBP	BLK	WP	HR	S	P	ERA	WHIP	PITCHER							
Jerry Reuss, L ERA: 2.11	(1, 1)	9.0	W	32	6	1	1	5	0	0	0	0	1	42	42	1.00	0.667								

Los Angeles Dodgers @ Montreal Expos
Olympic Stadium, Montreal, QB
Wed Aug 20 1980, 7:05 PM EDT
Att: 32,630 - Unknown

AB 32
R 1
H 6
RBI 1
BB 0
SO 5
LOB 9



livebaseballscores.com

Batter	1	2	3	4	5	6	7	8	9	10	AB	R	H	RBI	BB	SO	LOB	TOP						
Davey Lopes, R OBP: 0.326, SLG: 0.351 (1, 4)	K		E6 1B				L1		F3		4	0	1	0	1	1	1							
Bill Russell, R OBP: 0.300, SLG: 0.350 Rudy Law, L OBP: 0.318, SLG: 0.304 (8, PH)	P3		K				F8		F8		3	0	0	0	0	1	2							
Dusty Baker Jr., R OBP: 0.337, SLG: 0.523 (1, 7)					P4		4-3		P4		4	1	1	0	1	0	1							
Steve Garvey, R OBP: 0.345, SLG: 0.487 (1, 3)	P4										5	3	4	2	0	0	1							
Ron Cey, R OBP: 0.343, SLG: 0.431 (1, 5)											5	0	2	0	0	2	2							
Rick Monday, L OBP: 0.371, SLG: 0.429 (1, 9)											4	1	0	0	1	1	3							
Pedro Guerrero, R OBP: 0.343, SLG: 0.465 Derrel Thomas, S OBP: 0.293, SLG: 0.311 (7, PR)											3	0	2	1	0	1	0							
Steve Yeager, R OBP: 0.291, SLG: 0.291 (1, 2)											5	0	2	2	0	2	3							
Don Sutton, R OBP: 0.264, SLG: 0.064 Jay Johnson, L OBP: 0.302, SLG: 0.400 Joe Beckwith, L OBP: 0.292, SLG: 0.200 Mickey Hatcher, R OBP: 0.222, SLG: 0.200 Don Stanhouse, R OBP: 0.311, SLG: 0.311 (8, PH)											2	0	0	0	0	1	0							
Inning Stats	R: 0 E: 0 K: 1 S: 5	H: 0 LOB: 1 BB: 1 P: 9	R: 0 E: 0 K: 2 S: 7	H: 0 LOB: 0 BB: 0 P: 7	R: 0 E: 0 K: 2 S: 8	H: 1 LOB: 1 BB: 0 P: 8	R: 1 E: 0 K: 1 S: 8	H: 3 LOB: 2 BB: 0 P: 8	R: 0 E: 0 K: 1 S: 5	H: 0 LOB: 1 BB: 1 P: 9	R: 0 E: 0 K: 0 S: 3	H: 1 LOB: 0 BB: 0 P: 3	R: 0 E: 0 K: 1 S: 6	H: 1 LOB: 2 BB: 0 P: 6	R: 3 E: 0 K: 2 S: 10	H: 3 LOB: 2 BB: 2 P: 18	R: 0 E: 0 K: 0 S: 3	H: 0 LOB: 0 BB: 0 P: 3	R: 1 E: 0 K: 1 S: 8	H: 3 LOB: 2 BB: 0 P: 8	1B: 10 2B: 1 3B: 0 HR: 1	SF: 0 SAC: 0 DP: 1 HBP: 0	WP: 2 PB: 0 SB: 1 CS: 0	PA: 45
PITCHER	IP	WLS	BF	H	R	ER	SO	BB	IBB	HBP	BLK	WP	HR	S	P	ERA	WHIP							
Scott Sanderson, R ERA: 3.34 (1, 1)	7.2		34	8	4	4	10	4	0	0	0	0	0	50	66	4.70	1.565							
Woodie Fryman, L ERA: 2.19 (8, 1)	0.1		2	1	0	0	0	0	0	0	0	0	0	2	2	0.00	3.000							
Stan Bahnsen, R ERA: 3.26 (9, 1)	2.0	L	9	3	1	1	1	0	0	0	0	0	1	11	11	4.50	1.500							

Los Angeles Dodgers @ Montreal Expos
Olympic Stadium, Montreal, QB
Thu Aug 21 1980, 7:05 PM EDT
Att: 33,523 - Unknown

AB	41
R	5
H	12
RBI	5
BB	4
SO	11
LOB	19



Batter	1	2	3	4	5	6	7	8	9	10	AB	R	H	RBI	BB	SO	LOB	BOTTOM						
Ron LeFlore, R OBP: 0.334, SLG: 0.351 Jerry White, S OBP: 0.344, SLG: 0.453 (8, 7)	4-3		F8				K		K		4	0	1	0	0	1	0							
Rodney Scott, S OBP: 0.311, SLG: 0.304 (1, 4)	F5		1-3				K		L6		5	0	0	0	0	1	2							
Rowland Office, L OBP: 0.347, SLG: 0.444 (1, 9)			3-1								3	2	1	1	2	0	0							
Andre Dawson, R OBP: 0.363, SLG: 0.478 (1, 8)											5	2	3	2	0	0	1							
Larry Parrish, R OBP: 0.331, SLG: 0.473 (1, 5)											5	0	2	0	0	1	1							
Warren Cromartie, L OBP: 0.348, SLG: 0.434 (1, 3)											4	0	0	1	1	0	2							
Gary Carter, R OBP: 0.312, SLG: 0.463 (1, 2)											4	0	1	0	1	0	0							
Chris Speier, R OBP: 0.320, SLG: 0.294 (1, 6)											4	0	1	0	0	0	5							
Scott Sanderson, R OBP: 0.082, SLG: 0.125 Woodie Fryman, R ERA: 1.72, SLG: 0.182 John Tamargo, S OBP: 0.289, SLG: 0.333 Stan Bahnsen, R OBP: 0.364, SLG: 0.250 (9, 1)											3	0	0	0	0	2	1							
Inning Stats	R: 2 E: 0 K: 0 S: 5	H: 2 LOB: 1 BB: 1 P: 9	R: 0 E: 0 K: 1 S: 5	H: 0 LOB: 0 BB: 0 P: 5	R: 0 E: 0 K: 0 S: 3	H: 0 LOB: 0 BB: 0 P: 3	R: 0 E: 0 K: 0 S: 3	H: 0 LOB: 0 BB: 0 P: 3	R: 0 E: 0 K: 1 S: 6	H: 1 LOB: 3 BB: 2 P: 14	R: 0 E: 0 K: 2 S: 7	H: 0 LOB: 0 BB: 0 P: 7	R: 2 E: 0 K: 0 S: 7	H: 4 LOB: 2 BB: 0 P: 7	R: 0 E: 0 K: 1 S: 5	H: 0 LOB: 1 BB: 1 P: 9	R: 0 E: 0 K: 0 S: 3	H: 0 LOB: 0 BB: 0 P: 3	1B: 5 2B: 1 3B: 1 HR: 2	SF: 0 SAC: 0 DP: 0 HBP: 0	WP: 0 PB: 0 SB: 1 CS: 0	PA: 43		
PITCHER	IP	WLS	BF	H	R	ER	SO	BB	IBB	HBP	BLK	WP	HR	S	P	ERA	WHIP							
Don Sutton, R ERA: 2.24 (1, 1)	6.0		26	5	2	2	3	2	1	0	0	0	1	29	41	3.00	1.167							
Joe Beckwith, R ERA: 1.72 (7, 1)	1.0		3	0	0	0	2	0	0	0	0	0	0	7	7	0.00	0.000							
Don Stanhouse, R ERA: 8.03 (8, 1)	0.0		3	3	2	2	0	0	0	0	0	0	1	3	3	∞	∞							
Steve Howe, L ERA: 1.86 (8, 1)	3.0	W	11	1	0	0	1	1	0	0	0	0	0	12	16	0.00	0.667							

Los Angeles Dodgers @ Montreal Expos
Olympic Stadium, Montreal, QB
Thu Aug 21 1980, 7:05 PM EDT
Att: 33,523 - Unknown

AB	39
R	4
H	9
RBI	4
BB	4
SO	6
LOB	14



Batter	1	2	3	4	5	6	7	8	9	AB	R	H	RBI	BB	SO	LOB	TOP					
Gene Richards, L (1, 7) OBP: 0.359, SLG: 0.369	0-3 K		0-3 K		0-3 K			0-0 G3		4	0	0	0	0	3	1	San Diego Padres @ Montreal Expos Olympic Stadium, Montreal, QB Fri Aug 22 1980, 7:05 PM EDT Att: 26,443 - Unknown					
Luis Salazar, R (1, 8) OBP: 0.583, SLG: 0.636	0-0 4-3 BLK 1B		4-0 BB			0-0 F9		0-0 G3		3	1	1	0	1	0	0						
Dave Winfield, R (1, 9) OBP: 0.366, SLG: 0.449	0-0 BLK 4-3 1-2 1B		0-0 F3			0-0 F7			0-0 HR	4	1	2	1	0	0	1						
Willie Montanez, L (1, 3) OBP: 0.320, SLG: 0.355	0-0 4-3 1-2 2-3 3-H			4-0 G4-3 BB		0-0 F7			0-0 F7	3	0	0	0	1	0	2						
Craig Stimpac, R (1, 5) OBP: 0.231, SLG: 0.280	0-0 1-3 2-3 3-H			0-0 L5					0-0 F8	4	0	0	0	0	0	2						
Gene Tenace, R (1, 2) OBP: 0.384, SLG: 0.366		0-0 CS 1B		0-0 G4-3 1-2					0-0 1B 1B	4	0	2	0	0	0	1						
Dave Cash, R (1, 4) OBP: 0.282, SLG: 0.272		0-0 F8 1-2			0-0 F8				0-0 FC6-4 BB 1B	3	0	1	0	1	0	1						
Chuck Baker, R (1, 6) OBP: 0.125, SLG: 0.125		0-3 K							0-3 K	3	0	1	0	0	1	1						
Jerry Mumphrey, S (9, PH) OBP: 0.322, SLG: 0.335									0-0 FC6-4 1-2	1	0	0	0	0	1	2						
Randy Jones, R (1, 1) OBP: 0.106, SLG: 0.067			0-3 K						0-0 L8	1	0	0	0	0	1	0						
Eric Rasmussen, R (4, 1) OBP: 0.111, SLG: 0.222										0	0	0	0	0	0	0						
Broderick Perkins, L (8, PH) OBP: 0.500, SLG: 0.500										1	0	0	0	0	0	0						
Mike Armstrong, R (8, 1) OBP: 0.322, SLG: 0.335										0	0	0	0	0	0	0						
Inning Stats	R: 1 E: 0 K: 1 S: 7	H: 2 LOB: 1 BB: 0 P: 7	R: 0 E: 0 K: 1 S: 5	H: 1 LOB: 0 BB: 0 P: 5	R: 0 E: 0 K: 2 S: 7	H: 0 LOB: 1 BB: 1 P: 11	R: 0 E: 0 K: 0 S: 2	H: 0 LOB: 0 BB: 1 P: 6	R: 0 E: 0 K: 1 S: 6	H: 1 LOB: 1 BB: 0 P: 6	R: 0 E: 0 K: 0 S: 3	H: 0 LOB: 0 BB: 0 P: 3	R: 0 E: 0 K: 0 S: 3	H: 0 LOB: 1 BB: 1 P: 7	R: 0 E: 0 K: 0 S: 3	H: 0 LOB: 0 BB: 0 P: 3	R: 1 E: 0 K: 1 S: 8	H: 3 LOB: 2 BB: 0 P: 8	1B: 6 2B: 0 3B: 0 HR: 1	SF: 0 SAC: 1 DP: 1 HBP: 0	WP: 0 PB: 0 SB: 0 CS: 1	PA: 35
PITCHER Fred Norman, L (1, 1) ERA: 3.9	IP: 9.0 WLS: W BF: 35 H: 7 R: 2 ER: 2 SO: 6 BB: 3 IBB: 0 HBP: 0 BLK: 1 WP: 0 HR: 1 S: 44 P: 56 ERA: 2.00 WHIP: 1.111															PITCHER	IP: 9.0 WLS: W BF: 35 H: 7 R: 2 ER: 2 SO: 6 BB: 3 IBB: 0 HBP: 0 BLK: 1 WP: 0 HR: 1 S: 44 P: 56 ERA: 2.00 WHIP: 1.111					

Batter	1	2	3	4	5	6	7	8	9	AB	R	H	RBI	BB	SO	LOB	BOTTOM			
Ron LeFlore, R (1, 7) OBP: 0.333, SLG: 0.352	0-0 5-3			0-0 1B 2B 2B	0-0 F9				0-0 1-3	5	1	1	1	0	0	3	San Diego Padres @ Montreal Expos Olympic Stadium, Montreal, QB Fri Aug 22 1980, 7:05 PM EDT Att: 26,443 - Unknown			
Rodney Scott, S (1, 4) OBP: 0.317, SLG: 0.306	4-0 S BB		0-0 FC6-4 S 1B	0-0 2B 1B	0-0 F7			4-0 CS S BB		3	1	2	0	2	0	1				
Larry Parrish, R (1, 5) OBP: 0.330, SLG: 0.472	0-0 F4 1-2		0-0 F9 1-2	0-0 1H 2B 3-H	0-0 F5			0-0 F3 1-3		5	1	1	2	0	0	4				
Andre Dawson, R (1, 8) OBP: 0.362, SLG: 0.477	0-0 F3		0-0 FC6-5-4 BB 1B 2-3	0-0 1B 2B				0-0 L5		5	1	1	1	0	0	2				
Gary Carter, R (1, 2) OBP: 0.312, SLG: 0.461		0-0 F9	0-0 BB 1B	0-0 F9				0-0 F3		4	0	1	0	0	0	1				
Warren Cromartie, L (1, 3) OBP: 0.353, SLG: 0.439		0-0 1B 2B	4-0 1-2 2-3 BB	0-0 S 1B				0-0 1B		3	1	3	1	1	0	0				
Jerry White, S (1, 9) OBP: 0.348, SLG: 0.445		4-0 1B BB	0-0 F9	4-0 1-2 BB	0-0 F7					2	0	0	0	2	0	4				
Chris Speier, R (1, 6) OBP: 0.322, SLG: 0.297		0-0 1B		0-0 SH1-4 1B				0-0 F8		4	1	2	1	0	0	2				
Fred Norman, S (1, 1) OBP: 0.063, SLG: 0.063		0-0 L4		0-0 SH1-4 1B				0-0 5-3		3	0	1	0	0	0	2				
Inning Stats	R: 0 E: 0 K: 0 S: 3	H: 0 LOB: 1 BB: 1 P: 7	R: 1 E: 0 K: 0 S: 5	H: 2 LOB: 2 BB: 1 P: 9	R: 0 E: 0 K: 0 S: 5	H: 2 LOB: 3 BB: 1 P: 9	R: 5 E: 0 K: 0 S: 9	H: 6 LOB: 2 BB: 1 P: 13	R: 0 E: 0 K: 0 S: 4	H: 1 LOB: 1 BB: 0 P: 4	R: 0 E: 0 K: 0 S: 4	H: 0 LOB: 0 BB: 0 P: 4	R: 0 E: 0 K: 0 S: 3	H: 0 LOB: 0 BB: 0 P: 3	R: 0 E: 0 K: 0 S: 2	H: 0 LOB: 0 BB: 1 P: 6		1B: 8 2B: 4 3B: 0 HR: 0	SF: 0 SAC: 1 DP: 0 HBP: 0	WP: 0 PB: 0 SB: 5 CS: 1
PITCHER Randy Jones, L (1, 1) ERA: 3.91	IP: 3.1 WLS: L BF: 21 H: 8 R: 5 ER: 5 SO: 0 BB: 3 IBB: 0 HBP: 0 BLK: 0 WP: 0 HR: 0 S: 18 P: 30 ERA: 13.50 WHIP: 3.300															PITCHER	IP: 3.1 WLS: L BF: 21 H: 8 R: 5 ER: 5 SO: 0 BB: 3 IBB: 0 HBP: 0 BLK: 0 WP: 0 HR: 0 S: 18 P: 30 ERA: 13.50 WHIP: 3.300			
PITCHER Eric Rasmussen, R (4, 1) ERA: 4.6	IP: 3.2 WLS: L BF: 16 H: 4 R: 1 ER: 1 SO: 0 BB: 1 IBB: 0 HBP: 0 BLK: 0 WP: 0 HR: 0 S: 15 P: 19 ERA: 2.46 WHIP: 1.364															PITCHER	IP: 3.2 WLS: L BF: 16 H: 4 R: 1 ER: 1 SO: 0 BB: 1 IBB: 0 HBP: 0 BLK: 0 WP: 0 HR: 0 S: 15 P: 19 ERA: 2.46 WHIP: 1.364			
PITCHER Mike Armstrong, R (8, 1) ERA: 7.04	IP: 1.0 WLS: L BF: 3 H: 0 R: 0 ER: 0 SO: 0 BB: 1 IBB: 0 HBP: 0 BLK: 0 WP: 0 HR: 0 S: 2 P: 6 ERA: 0.00 WHIP: 1.000															PITCHER	IP: 1.0 WLS: L BF: 3 H: 0 R: 0 ER: 0 SO: 0 BB: 1 IBB: 0 HBP: 0 BLK: 0 WP: 0 HR: 0 S: 2 P: 6 ERA: 0.00 WHIP: 1.000			

AB	31
R	2
H	7
RBI	1
BB	3
SO	6
LOB	11



AB	34
R	6
H	12
RBI	6
BB	5
SO	0
LOB	19



Batter	1	2	3	4	5	6	7	8	9	AB	R	H	RBI	BB	SO	LOB	TOP					
Gene Richards, L (1,7) OBP: 0.359, SLG: 0.370										4	0	1	0	0	1	1	San Diego Padres @ Montreal Expos Olympic Stadium, Montreal, QB Sat Aug 23 1980, 7:05 PM EDT Att: 41,354 - Unknown					
Ozzie Smith, S (1,6) OBP: 0.320, SLG: 0.278										4	0	1	0	0	2	2						
Dave Winfield, R (1,9) OBP: 0.365, SLG: 0.446										3	0	0	0	1	1	1						
Willie Montanez, L (1,3)										4	0	3	0	0	0	0						
Jerry Mumphrey, S (1,8) OBP: 0.319, SLG: 0.332										4	0	0	0	0	1	4						
Luis Salazar, R (1,5) OBP: 0.596, SLG: 0.583										2	0	0	0	1	0	2						
Gene Tenace, R (9, PH) OBP: 0.383, SLG: 0.364										1	0	0	0	0	0	2						
Bill Fahey, L (1,2) OBP: 0.293, SLG: 0.261										3	0	1	0	0	0	1						
Dave Cash, R (1,4) OBP: 0.282, SLG: 0.275										3	0	1	0	0	0	2						
Steve Mura, R (1,1) OBP: 0.212, SLG: 0.167										2	0	0	0	0	0	0						
Broderick Perkins, L (8, PH) OBP: 0.455, SLG: 0.444										1	0	0	0	0	1	1						
Gary Lucas, L (8,1) OBP: 0.226, SLG: 0.200										0	0	0	0	0	0	0						
Inning Stats	R: 0 E: 0 K: 0 S: 3	H: 1 LOB: 0 BB: 0 P: 3	R: 0 E: 0 K: 0 S: 4	H: 1 LOB: 2 BB: 1 P: 8	R: 0 E: 0 K: 2 S: 7	H: 0 LOB: 0 BB: 0 P: 7	R: 0 E: 0 K: 1 S: 6	H: 1 LOB: 1 BB: 0 P: 6	R: 0 E: 0 K: 0 S: 3	H: 0 LOB: 0 BB: 0 P: 3	R: 0 E: 0 K: 0 S: 3	H: 1 LOB: 0 BB: 0 P: 3	R: 0 E: 0 K: 0 S: 4	H: 1 LOB: 1 BB: 0 P: 4	R: 0 E: 0 K: 2 S: 8	H: 1 LOB: 1 BB: 0 P: 8	R: 0 E: 0 K: 1 S: 5	H: 1 LOB: 1 BB: 1 P: 9	1B: 5 2B: 2 3B: 0 HR: 0	SF: 0 SAC: 0 DP: 2 HBP: 0	WP: 0 PB: 0 SB: 1 CS: 1	PA: 33
PITCHER	IP WLS BF H R ER SO BB IBB HBP BLK WP HR S P ERA WHIP																					
Bill Gullickson, R (1,1) ERA: 3.49	8.0 W 30 6 0 0 5 2 0 0 0 0 0 0 0 38 46 0.00 1.000																					
John D'Acquisto, R (9,1) ERA: 3.61	1.0 S 3 1 0 0 1 0 0 0 0 0 0 0 0 5 5 0.00 1.000																					

Batter	1	2	3	4	5	6	7	8	9	AB	R	H	RBI	BB	SO	LOB	BOTTOM					
Ron LeFlore, R (1,7) OBP: 0.334, SLG: 0.351										3	1	1	1	1	1	0	San Diego Padres @ Montreal Expos Olympic Stadium, Montreal, QB Sat Aug 23 1980, 7:05 PM EDT Att: 41,354 - Unknown					
Jerry White, S (8,7) OBP: 0.348, SLG: 0.445										4	0	2	0	0	0	0						
Rodney Scott, S (1,4) OBP: 0.318, SLG: 0.308										2	0	2	1	2	0	0						
Rowland Office, L (1,9) OBP: 0.360, SLG: 0.450										4	0	0	0	0	1	6						
Andre Dawson, R (1,8) OBP: 0.359, SLG: 0.473										3	0	0	0	1	1	2						
Larry Parrish, R (1,5) OBP: 0.329, SLG: 0.468										4	0	0	0	0	0	1						
Warren Cromartie, L (1,3) OBP: 0.350, SLG: 0.436										3	0	0	0	1	0	1						
Gary Carter, R (1,2) OBP: 0.311, SLG: 0.458										3	0	0	0	1	0	1						
Chris Speier, R (1,6) OBP: 0.328, SLG: 0.302										2	1	1	0	2	1	0						
Bill Gullickson, R (1,1) OBP: 0.167, SLG: 0.130										3	0	0	0	0	1	4						
John D'Acquisto, R (9,1) ERA: 3.62										0	0	0	0	0	0	0						
Inning Stats	R: 0 E: 0 K: 0 S: 4	H: 1 LOB: 1 BB: 0 P: 4	R: 0 E: 0 K: 0 S: 3	H: 0 LOB: 2 BB: 2 P: 11	R: 0 E: 0 K: 2 S: 7	H: 0 LOB: 1 BB: 1 P: 11	R: 0 E: 0 K: 0 S: 3	H: 0 LOB: 0 BB: 0 P: 3	R: 2 E: 0 K: 0 S: 7	H: 4 LOB: 2 BB: 0 P: 7	R: 0 E: 0 K: 1 S: 5	H: 0 LOB: 0 BB: 0 P: 5	R: 0 E: 0 K: 0 S: 3	H: 1 LOB: 2 BB: 2 P: 11	R: 0 E: 0 K: 2 S: 7	H: 0 LOB: 2 BB: 2 P: 15	R: 0 E: 0 K: 2 S: 7	H: 0 LOB: 2 BB: 2 P: 15	1B: 5 2B: 1 3B: 0 HR: 0	SF: 0 SAC: 1 DP: 0 HBP: 0	WP: 0 PB: 0 SB: 4 CS: 1	PA: 36
PITCHER	IP WLS BF H R ER SO BB IBB HBP BLK WP HR S P ERA WHIP																					
Steve Mura, R (1,1) ERA: 4.09	7.0 L 31 6 2 2 3 4 1 0 0 0 0 0 0 32 52 2.57 1.429																					
Gary Lucas, L (8,1) ERA: 3.62	1.0 5 0 0 0 2 1 1 0 0 0 0 0 0 7 15 0.00 1.000																					

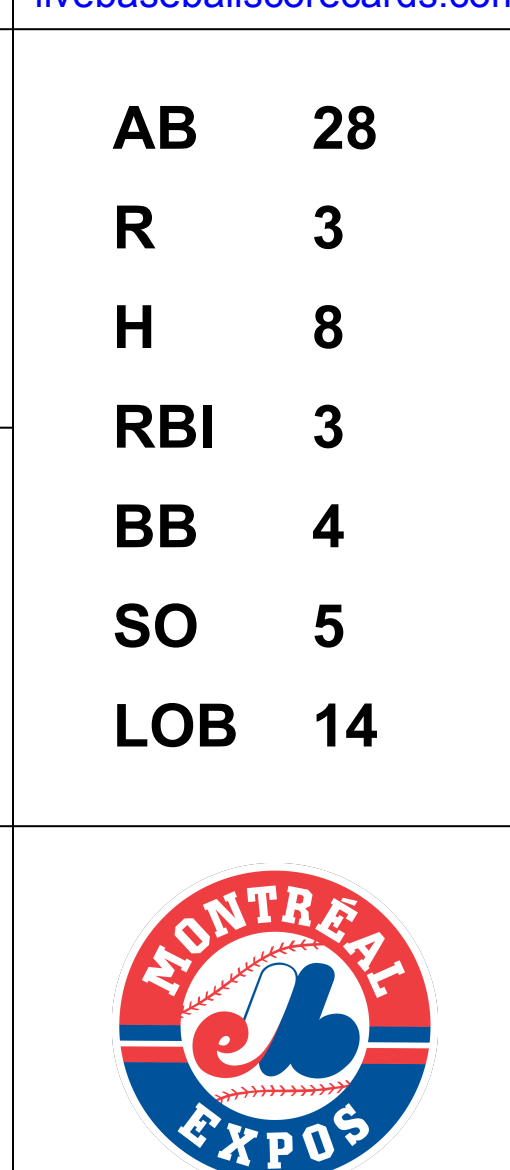


Batter	1	2	3	4	5	6	7	8	9	AB	R	H	RBI	BB	SO	LOB	TOP					
Bill North, S OBP: 0.372, SLG: 0.281 (1, 8)										4	0	2	0	0	1	1	San Francisco Giants @ Montreal Expos Olympic Stadium, Montreal, QB Mon Aug 25 1980, 7:05 PM EDT Att: 32,602 - Unknown					
Larry Herndon, R OBP: 0.276, SLG: 0.385 (1, 9)										4	0	0	0	0	0	3						
Terry Whitfield, L OBP: 0.328, SLG: 0.388 (1, 7)										4	1	3	0	0	0	2						
Darrell Evans, L OBP: 0.354, SLG: 0.396 (1, 5)										4	0	0	0	0	0	3						
Milt May, L OBP: 0.322, SLG: 0.414 (1, 2)										3	0	0	1	0	0	0						
Mike Ivie, R OBP: 0.280, SLG: 0.356 (1, 3)										4	0	1	0	0	0	0						
Rennie Stennett, R OBP: 0.289, SLG: 0.312 (1, 4)										4	0	2	0	0	0	1						
Johnnie LeMaster, R OBP: 0.256, SLG: 0.319 Jim Wolford, R OBP: 0.305, SLG: 0.364 (1, 6) (9, PH)										3	0	0	0	0	1	1						
Alan Hargeshheimer, R OBP: 0.353, SLG: 0.333 Max Venable, L OBP: 0.308, SLG: 0.283 Greg Minton, S OBP: 0.333, SLG: 0.200 (1, 1) (7, PH) (7, 1)										2	0	1	0	0	0	0						
Inning Stats	R: 0 E: 0 K: 0 S: 4	H: 2 LOB: 1 BB: 0 P: 4	R: 0 E: 0 K: 0 S: 4	H: 1 LOB: 1 BB: 0 P: 4	R: 0 E: 0 K: 1 S: 5	H: 0 LOB: 0 BB: 0 P: 5	R: 1 E: 0 K: 0 S: 5	H: 2 LOB: 1 BB: 0 P: 5	R: 0 E: 1 K: 1 S: 7	H: 1 LOB: 2 BB: 0 P: 7	R: 0 E: 0 K: 0 S: 3	H: 0 LOB: 0 BB: 0 P: 3	R: 0 E: 0 K: 0 S: 3	H: 0 LOB: 0 BB: 0 P: 3	R: 0 E: 0 K: 0 S: 4	H: 2 LOB: 1 BB: 0 P: 4		R: 0 E: 0 K: 0 S: 4	H: 1 LOB: 1 BB: 0 P: 4	1B: 8 2B: 1 3B: 0 HR: 0	SF: 1 SAC: 0 DP: 1 HBP: 0	WP: 0 PB: 0 SB: 0 CS: 1
PITCHER Steve Rogers, R ERA: 3.17 (1, 1)	IP: 9.0 WLS: W BF: 35	H: 9 R: 1 ER: 1 SO: 2	BB: 0 IBB: 0 HBP: 0 BLK: 0	WP: 0 HR: 0 S: 39 P: 39	ERA: 1.00 WHIP: 1.000	PITCHER										IP: 9.0 WLS: W BF: 35	H: 9 R: 1 ER: 1 SO: 2	BB: 0 IBB: 0 HBP: 0 BLK: 0	WP: 0 HR: 0 S: 39 P: 39	ERA: 1.00 WHIP: 1.000		

AB	34
R	1
H	9
RBI	1
BB	0
SO	2
LOB	12



Batter	1	2	3	4	5	6	7	8	9	AB	R	H	RBI	BB	SO	LOB	BOTTOM					
Ron LeFlore, R OBP: 0.334, SLG: 0.347 (1, 7)										3	0	0	0	1	2	2	San Francisco Giants @ Montreal Expos Olympic Stadium, Montreal, QB Mon Aug 25 1980, 7:05 PM EDT Att: 32,602 - Unknown					
Rodney Scott, S OBP: 0.324, SLG: 0.311 (1, 4)										3	0	1	0	1	1	1						
Rowland Office, L OBP: 0.356, SLG: 0.443 (1, 9)										4	1	1	0	0	1	3						
Andre Dawson, R OBP: 0.360, SLG: 0.472 (1, 8)										4	1	2	1	0	0	0						
Gary Carter, R OBP: 0.314, SLG: 0.459 (1, 2)										4	1	1	0	0	0	2						
Warren Cromartie, L OBP: 0.355, SLG: 0.443 (1, 3)										3	0	2	2	1	0	0						
Larry Parrish, R OBP: 0.323, SLG: 0.461 (1, 5)										4	0	0	0	0	1	5						
Chris Speier, R OBP: 0.332, SLG: 0.309 (1, 6)										2	0	1	0	1	0	1						
Steve Rogers, R OBP: 0.269, SLG: 0.169 (1, 1)										1	0	0	0	0	0	0						
Inning Stats	R: 0 E: 0 K: 3 S: 9	H: 0 LOB: 0 BB: 0 P: 9	R: 0 E: 0 K: 0 S: 4	H: 1 LOB: 1 BB: 0 P: 4	R: 0 E: 0 K: 1 S: 6	H: 1 LOB: 1 BB: 0 P: 6	R: 3 E: 0 K: 1 S: 8	H: 4 LOB: 0 BB: 0 P: 8	R: 0 E: 0 K: 0 S: 2	H: 0 LOB: 2 BB: 2 P: 10	R: 0 E: 0 K: 0 S: 3	H: 0 LOB: 0 BB: 0 P: 3	R: 0 E: 0 K: 0 S: 3	H: 0 LOB: 1 BB: 1 P: 7	R: 0 E: 0 K: 0 S: 5	H: 2 LOB: 3 BB: 1 P: 9		R: 0 E: 0 K: 0 S: 4	H: 1 LOB: 1 BB: 0 P: 4	1B: 5 2B: 4 3B: 0 HR: 0	SF: 0 SAC: 2 DP: 1 HBP: 0	WP: 0 PB: 0 SB: 3 CS: 0
PITCHER Alan Hargeshheimer, R ERA: 3.68 Greg Minton, R ERA: 2.34 (1, 1) (7, 1)	IP: 6.0 WLS: L BF: 24	H: 6 R: 3 ER: 3 SO: 5	BB: 2 IBB: 0 HBP: 0 BLK: 1	WP: 0 HR: 0 S: 40 P: 40	ERA: 4.50 WHIP: 1.333	PITCHER										IP: 6.0 WLS: L BF: 24	H: 6 R: 3 ER: 3 SO: 5	BB: 2 IBB: 0 HBP: 0 BLK: 1	WP: 0 HR: 0 S: 40 P: 40	ERA: 4.50 WHIP: 1.333		



Batter	1	2	3	4	5	6	7	8	9	AB R H RBI BB SO LOB	TOP									
Bill North, S (1, 8) OBP: 0.371, SLG: 0.279	4-3			SH3 1B BB	K			4-3		3 1 0 0 1 1 2	San Francisco Giants @ Montreal Expos Olympic Stadium, Montreal, QB Wed Aug 27 1980, 7:05 PM EDT Att: 24,294 - Unknown livebaseballscorecards.com									
Larry Hemdon, R (1, 9) OBP: 0.274, SLG: 0.382	4-3			SH3 1-2		F8		F9		3 0 0 0 0 0 0										
Terry Whitfield, L (1, 7) OBP: 0.326, SLG: 0.385	K			F7		6-3			1B	4 0 1 0 0 1 1										
Darrell Evans, L (1, 5) OBP: 0.353, SLG: 0.395		F8				F3		F8		4 0 1 1 0 0 1										
Milt May, L (1, 2) OBP: 0.317, SLG: 0.408		K		K			K	4-3		4 0 0 0 0 3 2										
Mike Ivie, R (1, 3) OBP: 0.277, SLG: 0.352		F9			6-3		F8			3 0 0 0 0 0 0										
Rennie Stennett, R (1, 4) OBP: 0.290, SLG: 0.312			F9			SH2-4 1B	3-1			3 0 1 0 0 0 0										
Joe Pettini, R (1, 6) OBP: 0.302, SLG: 0.303			F2			SH2-4 1B		F4		3 0 1 0 0 0 0										
Ed Whitson, R (1, 1) OBP: 0.098, SLG: 0.080			K		SH2-4			K		1 0 0 0 0 1 0										
Greg Minton, S (7, 1) OBP: 0.286, SLG: 0.167					1-2 2-3					1 0 0 0 0 1 0										
Inning Stats	R: 0 E: 0 K: 1 S: 5	H: 0 LOB: 0 BB: 0 P: 5	R: 0 E: 0 K: 1 S: 5	H: 0 LOB: 0 BB: 0 P: 5	R: 0 E: 0 K: 1 S: 5	H: 0 LOB: 0 BB: 0 P: 5	R: 1 E: 0 K: 1 S: 6	H: 1 LOB: 1 BB: 1 P: 10	R: 0 E: 0 K: 1 S: 7	H: 2 LOB: 2 BB: 0 P: 7	R: 0 E: 0 K: 1 S: 3	H: 0 LOB: 0 BB: 0 P: 3	R: 0 E: 0 K: 1 S: 5	H: 0 LOB: 0 BB: 0 P: 5	R: 0 E: 0 K: 0 S: 4	H: 1 LOB: 1 BB: 0 P: 4	1B: 4 2B: 0 3B: 0 HR: 0	SF: 0 SAC: 0 DP: 0 HBP: 0	WP: 0 PB: 0 SB: 0 CS: 0	PA: 32
PITCHER	IP WLS BF H R ER SO BB IBB HBP BLK WP HR S P ERA WHIP																			
Scott Sanderson, R (1, 1) ERA: 3.25	7.0 L 25 3 1 1 6 1 0 0 0 0 0 0 36 40 1.29 0.571																			
Elias Sosa, R (8, 1) ERA: 3.17	1.0 3 0 0 0 1 0 0 0 0 0 0 0 5 5 0.00 0.000																			
Woodie Fryman, L (9, 1) ERA: 2.16	1.0 4 1 0 0 0 0 0 0 0 0 0 0 4 4 0.00 1.000																			

Batter	1	2	3	4	5	6	7	8	9	AB R H RBI BB SO LOB	BOTTOM											
Ron LeFlore, R (1, 7) OBP: 0.331, SLG: 0.344	K			1-3		5-3			6-3	4 0 0 0 0 1 0	San Francisco Giants @ Montreal Expos Olympic Stadium, Montreal, QB Wed Aug 27 1980, 7:05 PM EDT Att: 24,294 - Unknown livebaseballscorecards.com											
Rodney Scott, S (1, 4) OBP: 0.322, SLG: 0.308	4-3			1-5-3		F7			1-3	4 0 0 0 0 0 0												
Rowland Office, L (1, 9) OBP: 0.359, SLG: 0.441	F7					WP 5-3 1B			4-3	3 0 1 0 1 0 0												
Andre Dawson, R (1, 8) OBP: 0.360, SLG: 0.470		L4-3 BB		F3			K			2 0 0 0 1 1 2												
Gary Carter, R (1, 2) OBP: 0.312, SLG: 0.456		L4-3			F7		5-3			3 0 0 0 0 0 2												
Warren Cromartie, L (1, 3) OBP: 0.353, SLG: 0.440		1-2				1-2			1-3	3 0 0 0 0 0 1												
Larry Parrish, R (1, 5) OBP: 0.324, SLG: 0.460						2-3				3 0 1 0 0 0 0												
Chris Speier, R (1, 6) OBP: 0.329, SLG: 0.306										3 0 0 0 0 0 1												
Scott Sanderson, R (1, 1) OBP: 0.078, SLG: 0.120										2 0 0 0 0 1 0												
Elias Sosa, R (8, 1) OBP: 0.167, SLG: 0.167										0 0 0 0 0 0 0												
John Tamaro, S (6, PH) OBP: 0.277, SLG: 0.318										1 0 0 0 0 1 0												
Woodie Fryman, R (9, 1) OBP: 0.182, SLG: 0.182										0 0 0 0 0 0 0												
Inning Stats	R: 0 E: 0 K: 1 S: 5	H: 0 LOB: 0 BB: 0 P: 5	R: 0 E: 0 K: 0 S: 2	H: 0 LOB: 0 BB: 1 P: 6	R: 0 E: 0 K: 0 S: 3	H: 0 LOB: 0 BB: 0 P: 3	R: 0 E: 0 K: 0 S: 3	H: 0 LOB: 1 BB: 1 P: 7	R: 0 E: 0 K: 0 S: 4	H: 1 LOB: 1 BB: 0 P: 4	R: 0 E: 0 K: 1 S: 5	H: 0 LOB: 0 BB: 0 P: 5	R: 0 E: 0 K: 1 S: 6	H: 1 LOB: 1 BB: 0 P: 6	R: 0 E: 0 K: 1 S: 5	H: 0 LOB: 0 BB: 0 P: 5	R: 0 E: 0 K: 0 S: 3	H: 0 LOB: 0 BB: 0 P: 3	1B: 2 2B: 1 3B: 0 HR: 0	SF: 0 SAC: 0 DP: 1 HBP: 0	WP: 1 PB: 0 SB: 0 CS: 0	PA: 30
PITCHER	IP WLS BF H R ER SO BB IBB HBP BLK WP HR S P ERA WHIP																					
Ed Whitson, R (1, 1) ERA: 2.95	6.0 W 20 1 0 0 2 2 0 0 0 0 1 0 22 30 0.00 0.500																					
Greg Minton, R (7, 1) ERA: 2.25	3.0 S 10 1 0 0 2 0 0 0 0 0 1 0 14 14 0.00 0.333																					



Batter	1	2	3	4	5	6	7	8	9	AB	R	H	RBI	BB	SO	LOB	TOP										
Ron LeFlore, R (1, 7) OBP: 0.332, SLG: 0.345										5	1	2	0	0	0	1											
Rodney Scott, S (1, 4) OBP: 0.323, SLG: 0.307										4	1	1	0	1	0	2											
Rowland Office, L (1, 9) Ellis Valentine, R (9, PH) OBP: 0.367, SLG: 0.448 OBP: 0.363, SLG: 0.522										4	0	3	1	0	0	0											
Andre Dawson, R (1, 8) OBP: 0.363, SLG: 0.475										4	1	3	0	0	0	1											
Gary Carter, R (1, 2) OBP: 0.309, SLG: 0.452										3	0	0	1	0	0	3											
Warren Cromartie, L (1, 3) OBP: 0.352, SLG: 0.440										4	0	1	0	0	0	2											
Larry Parrish, R (1, 5) OBP: 0.325, SLG: 0.462										3	1	2	1	0	0	0											
Chris Speier, R (1, 6) OBP: 0.328, SLG: 0.305										4	0	1	0	0	0	2											
Fred Norman, S (1, 1) OBP: 0.053, SLG: 0.053										3	0	0	0	0	2	2											
John D'Acquisto, R (6, 1)										0	0	0	0	0	0	0											
Stan Bahnsen, R (6, 1) OBP: 0.364, SLG: 0.250										0	0	0	0	0	0	0											
Jerry White, S (9, PH) OBP: 0.355, SLG: 0.434										1	0	0	0	0	1	0											
Inning Stats	R: 0 E: 0 K: 0 S: 3	H: 1 LOB: 0 BB: 0 P: 3	R: 1 E: 0 K: 0 S: 5	H: 2 LOB: 1 BB: 0 P: 5	R: 1 E: 0 K: 1 S: 8	H: 3 LOB: 2 BB: 0 P: 8	R: 1 E: 0 K: 1 S: 7	H: 2 LOB: 1 BB: 0 P: 7	R: 1 E: 0 K: 0 S: 4	H: 2 LOB: 1 BB: 1 P: 8	R: 0 E: 0 K: 0 S: 3	H: 0 LOB: 0 BB: 0 P: 3	R: 0 E: 0 K: 0 S: 4	H: 1 LOB: 1 BB: 0 P: 4	R: 0 E: 0 K: 0 S: 4	H: 1 LOB: 1 BB: 0 P: 4	R: 0 E: 0 K: 2 S: 8	H: 1 LOB: 1 BB: 0 P: 8	1B: 11 2B: 2 3B: 0 HR: 0	SF: 2 SAC: 0 DP: 1 HBP: 0	WP: 1 PB: 0 SB: 1 CS: 1	PA: 39					
PITCHER	IP	WLS	BF	H	R	ER	SO	BB	IBB	HBP	BLK	WP	HR	S	P	ERA	WHIP										
Dave Goltz, R (1, 1) ERA: 4.79	5.0		24	10	4	4	2	1	0	0	0	1	0	27	31	7.20	2.200										
Bobby Castillo, R (6, 1) ERA: 2.94	1.0	W	3	0	0	0	0	0	0	0	0	0	0	3	3	0.00	0.000										
Steve Howe, L (7, 1) ERA: 1.81	3.0	S	12	3	0	0	2	0	0	0	0	0	0	16	16	0.00	1.000										

Montreal Expos @ Los Angeles Dodgers
Dodger Stadium, Los Angeles, CA
Fri Aug 29 1980, 7:05 PM PDT
Att: 50,810 - Unknown

AB	36
R	4
H	13
RBI	3
BB	1
SO	4
LOB	14



Batter	1	2	3	4	5	6	7	8	9	AB	R	H	RBI	BB	SO	LOB	BOTTOM										
Davey Lopes, R (1, 4) OBP: 0.325, SLG: 0.351										4	1	1	1	0	1	1											
Bill Russell, R (1, 6) OBP: 0.309, SLG: 0.360										3	0	1	1	1	0	0											
Dusty Baker Jr., R (1, 7) OBP: 0.342, SLG: 0.540										4	0	1	0	0	1	3											
Steve Garvey, R (1, 3) OBP: 0.340, SLG: 0.470										4	0	0	0	0	0	2											
Ron Cey, R (1, 5) OBP: 0.347, SLG: 0.443										2	1	1	0	2	0	0											
Joe Ferguson, R (1, 2) OBP: 0.381, SLG: 0.364										2	1	0	0	2	1	1											
Mickey Hatcher, R (1, 9) OBP: 0.239, SLG: 0.283										3	0	0	0	0	0	3											
Derrel Thomas, S (1, 8) OBP: 0.303, SLG: 0.317										2	0	0	0	0	0	1											
Jay Johnstone, L (6, PH) OBP: 0.397, SLG: 0.423										1	1	1	1	0	0	0											
Steve Howe, L (7, 1) OBP: 0.100, SLG: 0.100										1	0	0	0	0	0	0											
Dave Goltz, R (1, 1) OBP: 0.220, SLG: 0.111										1	0	0	0	0	1	0											
Rudy Law, L (5, PH) OBP: 0.320, SLG: 0.313										1	1	1	0	0	0	0											
Bobby Castillo, R (6, 1) OBP: 0.143, SLG: 0.143										0	0	0	0	0	0	0											
Rick Monday, L (6, PH) OBP: 0.388, SLG: 0.488										2	0	1	2	0	0	0											
Inning Stats	R: 0 E: 0 K: 1 S: 6	H: 1 LOB: 1 BB: 0 P: 6	R: 0 E: 0 K: 1 S: 6	H: 1 LOB: 1 BB: 0 P: 6	R: 0 E: 0 K: 1 S: 5	H: 0 LOB: 0 BB: 0 P: 5	R: 0 E: 0 K: 0 S: 3	H: 0 LOB: 2 BB: 2 P: 11	R: 2 E: 0 K: 1 S: 8	H: 3 LOB: 1 BB: 0 P: 8	R: 3 E: 0 K: 0 S: 5	H: 2 LOB: 2 BB: 3 P: 17	R: 0 E: 0 K: 0 S: 3	H: 0 LOB: 0 BB: 0 P: 3	R: 0 E: 0 K: 0 S: 3	H: 0 LOB: 0 BB: 0 P: 3	1B: 2 2B: 4 3B: 1 HR: 0	SF: 0 SAC: 1 DP: 0 HBP: 0	WP: 0 PB: 0 SB: 0 CS: 0	PA: 36							
PITCHER	IP	WLS	BF	H	R	ER	SO	BB	IBB	HBP	BLK	WP	HR	S	P	ERA	WHIP										
Fred Norman, L (1, 1) ERA: 3.99	5.0		23	5	3	3	4	3	0	0	0	0	0	28	40	5.40	1.600										
John D'Acquisto, R (6, 1) ERA: 3.73	0.1	L	4	2	2	2	0	1	0	0	0	0	0	3	7	54.00	9.000										
Stan Bahnsen, R (6, 1) ERA: 3.21	2.2		9	0	0	0	0	1	0	0	0	0	0	8	12	0.00	0.375										

Montreal Expos @ Los Angeles Dodgers
Dodger Stadium, Los Angeles, CA
Fri Aug 29 1980, 7:05 PM PDT
Att: 50,810 - Unknown

AB	30
R	5
H	7
RBI	5
BB	5
SO	4
LOB	11



Batter	1	2	3	4	5	6	7	8	9	AB	R	H	RBI	BB	SO	LOB	TOP					
Ron LeFlore, R OBP: 0.337, SLG: 0.353 (1, 7)										3	2	3	1	1	0	0						
Rodney Scott, S OBP: 0.322, SLG: 0.307 (1, 4)										4	0	1	0	0	0	2						
Rowland Office, L OBP: 0.360, SLG: 0.439 (1, 9)										4	0	0	1	0	0	3						
Andre Dawson, R OBP: 0.362, SLG: 0.473 (1, 8)										4	0	1	1	0	0	1						
Gary Carter, R OBP: 0.308, SLG: 0.451 (1, 2)										4	0	1	0	0	1	3						
Warren Cromartie, L OBP: 0.349, SLG: 0.437 (1, 3)										4	0	0	0	0	0	3						
Larry Parrish, R OBP: 0.322, SLG: 0.456 (1, 5)										4	0	0	0	0	0	1						
Chris Speier, R OBP: 0.325, SLG: 0.302 (9, PH)										3	0	0	0	0	0	1						
Jerry White, S OBP: 0.352, SLG: 0.431 (7, 1)										1	0	0	0	0	0	0						
Bill Gullickson, R OBP: 0.185, SLG: 0.192 (7, 1)										3	1	1	0	0	2	0						
Elias Sosa, R OBP: 0.167, SLG: 0.167 (7, 1)										0	0	0	0	0	0	0						
Inning Stats	R: 1 E: 0 K: 1 S: 8	H: 2 LOB: 2 BB: 0 P: 8	R: 1 E: 0 K: 0 S: 4	H: 2 LOB: 0 BB: 0 P: 4	R: 0 E: 0 K: 0 S: 3	H: 0 LOB: 0 BB: 0 P: 3	R: 0 E: 0 K: 0 S: 4	H: 1 LOB: 1 BB: 0 P: 4	R: 0 E: 0 K: 1 S: 5	H: 0 LOB: 1 BB: 1 P: 9	R: 0 E: 0 K: 0 S: 3	H: 0 LOB: 0 BB: 0 P: 3	R: 0 E: 0 K: 1 S: 5	H: 0 LOB: 0 BB: 0 P: 5	R: 1 E: 0 K: 0 S: 5	H: 2 LOB: 1 BB: 0 P: 5	R: 0 E: 0 K: 0 S: 3	H: 0 LOB: 0 BB: 0 P: 3	1B: 4 2B: 3 3B: 0 HR: 0	SF: 0 SAC: 0 DP: 0 HBP: 0	WP: 0 PB: 0 SB: 5 CS: 0	PA: 36
PITCHER	IP WLS BF H R ER SO BB IBB HBP BLK WP HR S P ERA WHIP																					
Burt Hooton, R ERA: 3.28 (1, 1)	7.1 W 29 6 3 3 3 1 0 0 0 0 0 34 38 3.68 0.955																					
Don Stanhouse, R ERA: 5.71 (8, 1)	1.2 S 6 1 0 0 0 0 0 0 0 0 0 6 6 0.00 0.600																					

Montreal Expos @ Los Angeles Dodgers
Dodger Stadium, Los Angeles, CA
 Sat Aug 30 1980, 7:05 PM PDT
 Att: 35,778 - Unknown

AB	34
R	3
H	7
RBI	3
BB	1
SO	3
LOB	14



Batter	1	2	3	4	5	6	7	8	9	AB	R	H	RBI	BB	SO	LOB	BOTTOM			
Davey Lopes, R OBP: 0.329, SLG: 0.361 (1, 4)										4	2	3	1	0	1	0				
Jay Johnstone, L OBP: 0.394, SLG: 0.418 (7, FR)										4	0	1	1	0	1	2				
Derrel Thomas, S OBP: 0.303, SLG: 0.317 (8, 8)										0	0	0	0	0	0	0				
Dusty Baker Jr., R OBP: 0.341, SLG: 0.539 (1, 7)										4	0	1	2	0	1	2				
Steve Garvey, R OBP: 0.338, SLG: 0.467 (1, 3)										4	0	0	0	0	1	1				
Ron Cey, R OBP: 0.346, SLG: 0.441 (1, 5)										4	0	1	0	0	2	0				
Rick Monday, L OBP: 0.384, SLG: 0.477 (8, 9)										3	0	0	0	1	1	1				
Bill Russell, R OBP: 0.306, SLG: 0.357 (1, 6)										4	0	0	0	0	0	2				
Mike Scioscia, L OBP: 0.320, SLG: 0.367 (1, 2)										3	2	2	0	0	2					
Burt Hooton, R OBP: 0.107, SLG: 0.113 (8, 1)										3	0	0	0	0	1	4				
Don Stanhouse, R ERA: 3.12 (7, 1)										0	0	0	0	0	0	0				
Inning Stats	R: 1 E: 0 K: 1 S: 6	H: 1 LOB: 0 BB: 0 P: 6	R: 0 E: 0 K: 2 S: 7	H: 0 LOB: 0 BB: 0 P: 7	R: 2 E: 0 K: 0 S: 6	H: 3 LOB: 1 BB: 0 P: 6	R: 0 E: 1 K: 0 S: 5	H: 1 LOB: 2 BB: 0 P: 5	R: 0 E: 0 K: 2 S: 7	H: 0 LOB: 0 BB: 0 P: 7	R: 0 E: 0 K: 2 S: 7	H: 0 LOB: 0 BB: 0 P: 7	R: 1 E: 0 K: 1 S: 8	H: 3 LOB: 2 BB: 0 P: 8	R: 0 E: 0 K: 0 S: 3	H: 0 LOB: 1 BB: 1 P: 7	1B: 6 2B: 1 3B: 0 HR: 1	SF: 0 SAC: 0 DP: 0 HBP: 0	WP: 1 PB: 0 SB: 0 CS: 0	PA: 34
PITCHER	IP WLS BF H R ER SO BB IBB HBP BLK WP HR S P ERA WHIP																			
Bill Gullickson, R ERA: 3.62 (1, 1)	6.2 L 29 8 4 4 8 0 0 0 0 0 0 45 45 5.40 1.200																			
Elias Sosa, R ERA: 3.12 (7, 1)	1.1 5 0 0 0 0 1 0 0 0 0 0 4 8 0.00 0.750																			

Montreal Expos @ Los Angeles Dodgers
Dodger Stadium, Los Angeles, CA
 Sat Aug 30 1980, 7:05 PM PDT
 Att: 35,778 - Unknown

AB	33
R	4
H	8
RBI	4
BB	1
SO	8
LOB	14



Batter	1	2	3	4	5	6	7	8	9	AB	R	H	RBI	BB	SO	LOB	TOP			
Ron LeFlore, R OBP: 0.336, SLG: 0.354	0-0 CS 2B			0-0 6-3		0-3 K			0-0 6-3	4	0	1	0	0	1	1	Montreal Expos @ Los Angeles Dodgers Dodger Stadium, Los Angeles, CA Sun Aug 31 1980, 3:33 AM PDT Unknown livebaseballscorecards.com			
Rodney Scott, S OBP: 0.321, SLG: 0.306	0-0 1-3			0-0 1B			0-0 G3		0-3 K	4	0	1	0	0	1	2				
Gary Carter, R OBP: 0.309, SLG: 0.450	0-0 1B			0-0 L6			0-0 F7			3	0	1	0	0	0	0				
Andre Dawson, R OBP: 0.360, SLG: 0.470		0-0 5-3			0-0 P4			0-0 4-3		3	0	0	0	0	0	0				
Larry Parrish, R OBP: 0.322, SLG: 0.458		0-0 F8			0-0 G3 2B			0-0 F9		3	0	1	0	0	0	0				
Warren Cromartie, L OBP: 0.347, SLG: 0.434		0-0 5-3			0-0 G3			0-0 6-3		3	0	0	0	0	0	1				
Jerry White, S OBP: 0.345, SLG: 0.421			0-0 6-3		0-0 F8			0-3 K		3	0	0	0	0	1	1				
Chris Speier, R OBP: 0.322, SLG: 0.299		0-0 5-3			0-0 4-3			0-0 F7		3	0	0	0	0	0	0				
Steve Rogers, R OBP: 0.261, SLG: 0.164 Ken Macha, R OBP: 0.369, SLG: 0.380			0-0 F7		0-0 4-3			4-0 6-3 BB		2	0	0	0	0	0	0				
Inning Stats	R: 0 E: 0 K: 0 S: 3	H: 2 LOB: 1 BB: 0 P: 3	R: 0 E: 0 K: 0 S: 3	H: 0 LOB: 0 BB: 0 P: 3	R: 0 E: 0 K: 0 S: 3	H: 0 LOB: 0 BB: 0 P: 3	R: 0 E: 0 K: 0 S: 3	H: 1 LOB: 0 BB: 0 P: 3	R: 0 E: 0 K: 0 S: 4	H: 1 LOB: 1 BB: 0 P: 4	R: 0 E: 0 K: 0 S: 5	H: 0 LOB: 0 BB: 0 P: 5	R: 0 E: 0 K: 0 S: 3	H: 0 LOB: 0 BB: 0 P: 3	R: 0 E: 0 K: 1 S: 5	H: 0 LOB: 1 BB: 1 P: 9	1B: 2 2B: 2 3B: 0 HR: 0	SF: 0 SAC: 0 DP: 0 HBP: 0	WP: 0 PB: 0 SB: 0 CS: 1	PA: 29
PITCHER Jerry Reuss, L ERA: 2.14	IP: 9.0 WLS: W BF: 29 H: 4 R: 0 ER: 0 SO: 3 BB: 1 IBB: 0 HBP: 0 BLK: 0 WP: 0 HR: 0 S: 34 P: 38 ERA: 0.00 WHIP: 0.556																			

Batter	1	2	3	4	5	6	7	8	9	AB	R	H	RBI	BB	SO	LOB	BOTTOM			
Davey Lopes, R OBP: 0.331, SLG: 0.365	0-0 S 1B			0-0 6-3					0-0 SH3	3	2	2	0	0	0	0	Montreal Expos @ Los Angeles Dodgers Dodger Stadium, Los Angeles, CA Sun Aug 31 1980, 3:33 AM PDT Unknown livebaseballscorecards.com			
Jay Johnstone, L OBP: 0.390, SLG: 0.414	0-0 3-1 1B			0-0 4-3				0-0 4-3		4	0	1	1	0	0	2				
Dusty Baker Jr., R OBP: 0.341, SLG: 0.537	0-0 3-1 1-2			0-0 6-3				0-0 F9		4	0	1	1	0	0	2				
Steve Garvey, R OBP: 0.338, SLG: 0.466	0-0 5-3				0-0 CS 1B			0-0 F3		3	0	1	0	0	0	2				
Ron Cey, R OBP: 0.344, SLG: 0.438	0-0 P6			0-0 F8				0-0 5-3		3	0	0	0	0	0	3				
Rick Monday, L OBP: 0.377, SLG: 0.466 Derrel Thomas, S OBP: 0.303, SLG: 0.317		0-0 F9		0-0 F8				0-3 K		3	0	0	0	0	1	0				
Bill Russell, R OBP: 0.304, SLG: 0.354		0-0 F5			0-0 P6			0-0 5-3		3	0	0	0	0	0	0				
Mike Scioscia, L OBP: 0.320, SLG: 0.359		4-0 BB			0-3 K			0-0 P4		2	0	0	0	1	1	0				
Jerry Reuss, L OBP: 0.145, SLG: 0.169		0-3 K			0-0 G3			0-0 4-3 SH3 1B		3	0	1	0	0	1	1				
Inning Stats	R: 1 E: 0 K: 0 S: 5	H: 2 LOB: 1 BB: 0 P: 5	R: 0 E: 0 K: 1 S: 5	H: 0 LOB: 1 BB: 1 P: 9	R: 0 E: 0 K: 0 S: 3	H: 0 LOB: 0 BB: 0 P: 3	R: 0 E: 0 K: 0 S: 3	H: 1 LOB: 0 BB: 0 P: 3	R: 0 E: 0 K: 1 S: 5	H: 0 LOB: 0 BB: 0 P: 5	R: 1 E: 0 K: 0 S: 5	H: 2 LOB: 1 BB: 0 P: 5	R: 0 E: 0 K: 1 S: 5	H: 0 LOB: 0 BB: 0 P: 5	R: 0 E: 0 K: 0 S: 4	H: 1 LOB: 1 BB: 0 P: 4	1B: 5 2B: 1 3B: 0 HR: 0	SF: 0 SAC: 1 DP: 0 HBP: 0	WP: 0 PB: 0 SB: 1 CS: 1	PA: 30
PITCHER Steve Rogers, R ERA: 3.14	IP: 8.0 WLS: L BF: 30 H: 6 R: 2 ER: 2 SO: 3 BB: 1 IBB: 0 HBP: 0 BLK: 0 WP: 0 HR: 0 S: 35 P: 39 ERA: 2.25 WHIP: 0.875																			

Batter	1	2	3	4	5	6	7	8	9	AB	R	H	RBI	BB	SO	LOB	TOP											
Ron LeFlore, R OBP: 0.336, SLG: 0.359 (1, 7)										4	1	1	1	0	1	2	Montreal Expos @ Los Angeles Dodgers Dodger Stadium, Los Angeles, CA Sun Aug 31 1980, 3:38 AM PDT Att: 48,542 - Unknown livebaseballscorecards.com											
Rodney Scott, S OBP: 0.321, SLG: 0.304 (1, 4)										3	0	0	0	1	2	0												
Rowland Office, L OBP: 0.358, SLG: 0.435 (1, 9)										4	0	1	0	0	0	1												
Andre Dawson, R OBP: 0.361, SLG: 0.470 (1, 8)										4	0	2	0	0	0	0												
Warren Cromartie, L OBP: 0.348, SLG: 0.441 (1, 3)										4	1	2	1	0	0	2												
Larry Parrish, R OBP: 0.319, SLG: 0.453 (1, 5)										4	0	0	0	0	1	3												
John Tamargo, S OBP: 0.271, SLG: 0.311 Stan Bahnsen, R OBP: 0.364, SLG: 0.250 Tony Bernazard, S OBP: 0.280, SLG: 0.349 Elias Sosa, R OBP: 0.167, SLG: 0.167 Gary Carter, R OBP: 0.308, SLG: 0.449 Chris Speier, R OBP: 0.325, SLG: 0.300 (1, 2)										1	0	0	0	0	0	0												
David Palmer, R OBP: 0.263, SLG: 0.250 John D'Acquisto, R OBP: 0.219, SLG: 0.143 Bobby Ramos, R OBP: 0.259, SLG: 0.245 (1, 1)										2	0	1	0	1	0	0												
Inning Stats	R: 1 E: 0 K: 0 S: 3	H: 1 LOB: 0 BB: 1 P: 7	R: 0 E: 0 K: 0 S: 4	H: 0 LOB: 0 BB: 0 P: 4	R: 0 E: 0 K: 2 S: 7	H: 2 LOB: 1 BB: 0 P: 4	R: 0 E: 1 K: 0 S: 4	H: 1 LOB: 1 BB: 0 P: 4	R: 0 E: 0 K: 2 S: 7	H: 0 LOB: 1 BB: 1 P: 11	R: 0 E: 0 K: 1 S: 5	H: 0 LOB: 0 BB: 0 P: 5	R: 0 E: 0 K: 1 S: 5	H: 0 LOB: 0 BB: 0 P: 5	R: 0 E: 0 K: 1 S: 5	H: 0 LOB: 0 BB: 0 P: 5		1B: 5 2B: 0 3B: 0 HR: 2	SF: 0 SAC: 0 DP: 2 HBP: 0	WP: 0 PB: 0 CS: 0	PA: 34							
PITCHER	IP	WLS	BF	H	R	ER	SO	BB	IBB	HBP	BLK	WP	HR	S	P	ERA		WHIP										
Don Sutton, R ERA: 2.25 Bobby Castillo, R ERA: 2.86 (1, 1)	7.0	W	28	7	2	2	5	2	0	0	0	0	2	36	44	2.57		1.286										
(8, 1)	2.0		6	0	0	0	2	0	0	0	0	0	0	10	10	0.00		0.000										

Batter	1	2	3	4	5	6	7	8	9	AB	R	H	RBI	BB	SO	LOB	BOTTOM											
Davey Lopes, R OBP: 0.330, SLG: 0.363 Bill Russell, R OBP: 0.304, SLG: 0.353 (1, 4)										3	0	0	0	1	0	0	Montreal Expos @ Los Angeles Dodgers Dodger Stadium, Los Angeles, CA Sun Aug 31 1980, 3:38 AM PDT Att: 48,542 - Unknown livebaseballscorecards.com											
Jay Johnstone, L OBP: 0.387, SLG: 0.409 Mickey Hatcher, R OBP: 0.234, SLG: 0.277 (1, 9)										4	0	1	0	0	1	3												
Dusty Baker Jr., R OBP: 0.344, SLG: 0.538 (1, 7)										4	0	3	2	0	1	0												
Steve Garvey, R OBP: 0.335, SLG: 0.462 (1, 3)										4	0	0	0	0	1	5												
Ron Cey, R OBP: 0.345, SLG: 0.444 (1, 5)										3	1	1	1	1	0	0												
Rick Monday, L OBP: 0.380, SLG: 0.489 Bobby Castillo, R OBP: 0.143, SLG: 0.143 (1, 8)										4	2	2	1	0	0	3												
Joe Ferguson, R OBP: 0.371, SLG: 0.432 (1, 2)										4	2	3	3	0	0	0												
Derrel Thomas, S OBP: 0.312, SLG: 0.326 (7, 4)										4	1	3	0	0	0	1												
Don Sutton, R OBP: 0.080, SLG: 0.080 Rudy Law, L OBP: 0.319, SLG: 0.312 (1, 1)										3	1	1	0	0	1	2												
Inning Stats	R: 0 E: 0 K: 1 S: 6	H: 2 LOB: 1 BB: 0 P: 6	R: 5 E: 0 K: 0 S: 9	H: 6 LOB: 3 BB: 2 P: 17	R: 0 E: 0 K: 0 S: 3	H: 1 LOB: 0 BB: 0 P: 3	R: 0 E: 0 K: 1 S: 6	H: 1 LOB: 1 BB: 0 P: 6	R: 1 E: 0 K: 1 S: 7	H: 2 LOB: 1 BB: 0 P: 7	R: 0 E: 0 K: 1 S: 5	H: 0 LOB: 0 BB: 0 P: 5	R: 0 E: 0 K: 0 S: 3	H: 0 LOB: 0 BB: 0 P: 3	R: 1 E: 0 K: 0 S: 5	H: 2 LOB: 1 BB: 0 P: 5		1B: 9 2B: 1 3B: 0 HR: 4	SF: 0 SAC: 0 DP: 1 HBP: 0	WP: 2 PB: 0 CS: 2	PA: 38							
PITCHER	IP	WLS	BF	H	R	ER	SO	BB	IBB	HBP	BLK	WP	HR	S	P	ERA		WHIP										
David Palmer, R ERA: 3.16 John D'Acquisto, R ERA: 3.59 Stan Bahnsen, R ERA: 3.24 Elias Sosa, R ERA: 3.15 (1, 1)	1.0	L	9	7	5	4	1	2	0	0	0	2	0	13	21	0.00		1.667										
(2, 1)	3.0		13	3	0	0	1	2	0	0	0	2	0	13	21	0.00		1.667										
(5, 1)	2.0		8	2	1	1	2	0	0	0	0	0	0	12	12	4.50		1.000										
(7, 1)	2.0		8	2	1	1	0	0	0	0	0	0	1	8	8	4.50		1.000										

Batter	1	2	3	4	5	6	7	8	9	AB	R	H	RBI	BB	SO	LOB	TOP					
Ron LeFlore, R OBP: 0.336, SLG: 0.360 (1, 7)										5	0	2	1	0	1	1	Montreal Expos @ San Diego Padres San Diego Stadium, San Diego, CA Mon Sep 01 1980, 10:05 PM EDT Att: 9,385 - Unknown					
Rodney Scott, S OBP: 0.322, SLG: 0.310 (1, 4)										4	1	2	0	0	0	4						
Rowland Office, L OBP: 0.360, SLG: 0.454 (1, 9)										3	2	2	2	0	0	0						
Andre Dawson, R OBP: 0.362, SLG: 0.472 (1, 8)										4	1	2	0	0	0	0						
Gary Carter, R OBP: 0.310, SLG: 0.449 (1, 2)										2	0	1	1	1	0	0						
Warren Cromartie, L OBP: 0.348, SLG: 0.438 (1, 3)										3	1	0	0	1	0	2						
Ken Macha, R OBP: 0.368, SLG: 0.389 (1, 5)										3	0	1	0	0	0	2						
Chris Speier, R OBP: 0.324, SLG: 0.297 (1, 6)										3	0	0	0	1	0	1						
Scott Sanderson, R OBP: 0.077, SLG: 0.118 (1, 1)										1	0	0	0	0	1	0						
Willie Montanez, L OBP: 0.324, SLG: 0.353 (7, PH)										1	0	0	0	0	0	3						
Elias Sosa, R OBP: 0.143, SLG: 0.143 (7, 1)										1	0	0	0	0	1	0						
Woodie Fryman, R OBP: 0.182, SLG: 0.182 (9, 1)										0	0	0	0	0	0	0						
Inning Stats	R: 0 E: 0 K: 0 S: 3	H: 1 LOB: 0 BB: 0 P: 3	R: 0 E: 0 K: 0 S: 3	H: 0 LOB: 0 BB: 0 P: 3	R: 0 E: 0 K: 1 S: 6	H: 1 LOB: 1 BB: 0 P: 6	R: 2 E: 0 K: 0 S: 5	H: 3 LOB: 0 BB: 0 P: 5	R: 0 E: 0 K: 1 S: 5	H: 0 LOB: 0 BB: 0 P: 5	R: 1 E: 0 K: 0 S: 4	H: 1 LOB: 0 BB: 0 P: 4	R: 1 E: 0 K: 0 S: 5	H: 2 LOB: 3 BB: 2 P: 13	R: 1 E: 1 K: 0 S: 4	H: 2 LOB: 1 BB: 1 P: 8	R: 0 E: 0 K: 1 S: 5	H: 0 LOB: 0 BB: 0 P: 5	1B: 6 2B: 2 3B: 1 HR: 1	SF: 2 SAC: 2 DP: 1 HBP: 0	WP: 0 PB: 0 SB: 0 CS: 1	PA: 37
PITCHER	IP WLS BF H R ER SO BB IBB HBP BLK WP HR S P ERA WHIP																					
Rick Wise, R ERA: 3.48 (1, 1)	6.1 L 26 7 4 4 2 1 1 0 0 1 0 1 28 36 5.68 1.263																					
Gary Lucas, L ERA: 3.47 (7, 1)	0.2 3 1 0 0 0 0 0 0 0 0 0 0 3 3 0.00 1.500																					
Mike Armstrong, R ERA: 4.73 (8, 1)	0.0 3 2 1 0 0 0 1 0 0 0 0 0 2 6 ∞ ∞																					
Dennis Kinney, L ERA: 3.74 (8, 1)	2.0 5 0 0 0 0 1 0 0 0 0 0 0 7 7 0.00 0.000																					

AB	30
R	5
H	10
RBI	4
BB	3
SO	3
LOB	13



Batter	1	2	3	4	5	6	7	8	9	AB	R	H	RBI	BB	SO	LOB	BOTTOM					
Gene Richards, L OBP: 0.363, SLG: 0.382 (1, 7)										5	0	4	0	0	0	0	Montreal Expos @ San Diego Padres San Diego Stadium, San Diego, CA Mon Sep 01 1980, 10:05 PM EDT Att: 9,385 - Unknown					
Luis Salazar, R OBP: 0.477, SLG: 0.525 (1, 5)										5	0	1	0	0	0	3						
Dave Winfield, R OBP: 0.371, SLG: 0.463 (1, 9)										4	1	1	0	1	1	4						
Broderick Perkins, L OBP: 0.567, SLG: 0.654 (1, 3)										5	2	2	0	0	1	4						
Jerry Mumphrey, S OBP: 0.332, SLG: 0.355 (1, 8)										4	0	2	1	0	0	1						
Craig Stinac, R OBP: 0.194, SLG: 0.235 (1, 2)										3	0	0	0	0	1	2						
Ozzie Smith, S OBP: 0.318, SLG: 0.277 (1, 6)										4	0	1	2	0	0	2						
Tim Flannery, L OBP: 0.270, SLG: 0.270 (1, 4)										4	0	1	0	0	0	2						
Rick Wise, R OBP: 0.180, SLG: 0.204 (7, 1)										2	0	0	0	0	1	2						
Gary Lucas, L OBP: 0.219, SLG: 0.194 (7, PH)										0	0	0	0	0	0	0						
Gene Montanez, R OBP: 0.346, SLG: 0.398 (8, 1)										0	0	0	0	0	0	0						
Mike Armstrong, R OBP: 0.143, SLG: 0.143 (8, 1)										0	0	0	0	0	0	0						
Dennis Kinney, L OBP: 0.154, SLG: 0.263 (9, 1)										0	0	0	0	0	0	0						
Bill Fahey, L OBP: 0.200, SLG: 0.259 (9, PH)										1	0	0	0	0	0	0						
Inning Stats	R: 0 E: 0 K: 0 S: 4	H: 1 LOB: 1 BB: 0 P: 4	R: 0 E: 0 K: 1 S: 7	H: 2 LOB: 2 BB: 0 P: 7	R: 0 E: 0 K: 1 S: 6	H: 1 LOB: 1 BB: 0 P: 6	R: 0 E: 0 K: 1 S: 5	H: 0 LOB: 0 BB: 0 P: 5	R: 0 E: 0 K: 0 S: 4	H: 1 LOB: 1 BB: 0 P: 4	R: 2 E: 0 K: 0 S: 5	H: 2 LOB: 1 BB: 1 P: 9	R: 0 E: 0 K: 1 S: 6	H: 1 LOB: 1 BB: 0 P: 6	R: 1 E: 0 K: 0 S: 5	H: 2 LOB: 1 BB: 0 P: 5	R: 0 E: 0 K: 0 S: 5	H: 2 LOB: 2 BB: 0 P: 5	1B: 8 2B: 4 3B: 0 HR: 0	SF: 0 SAC: 1 DP: 0 HBP: 0	WP: 0 PB: 0 SB: 0 CS: 0	PA: 40
PITCHER	IP WLS BF H R ER SO BB IBB HBP BLK WP HR S P ERA WHIP																					
Scott Sanderson, R ERA: 3.24 (1, 1)	6.0 W 26 7 2 2 3 1 0 0 0 0 0 0 31 35 3.00 1.333																					
Elias Sosa, R ERA: 3.16 (7, 1)	2.2 13 5 1 1 1 0 0 0 0 0 0 0 15 15 3.38 1.875																					
Woodie Fryman, L ERA: 2.15 (9, 1)	0.1 S 1 0 0 0 0 0 0 0 0 0 0 0 1 1 0.00 0.000																					

AB	38
R	3
H	12
RBI	3
BB	1
SO	4
LOB	20



Batter	1	2	3	4	5	6	7	8	9	AB	R	H	RBI	BB	SO	LOB	TOP										
Ron LeFlore, R (1,7) OBP: 0.337, SLG: 0.358	4-0 CS BB		0-0 F9			4-0 1B 5-3 BB	0-0 5-3		0-0 6-3	3	1	0	0	2	0	3											
Rodney Scott, S (1,4) OBP: 0.323, SLG: 0.310	4-0 L6-4 1B 1-2 BB		0-0 F9			0-0 5-3 1-3 1B	0-0 1-3		0-3 K	4	0	1	0	1	1	1											
Rowland Office, L (1,9) OBP: 0.358, SLG: 0.449	0-0 1-2 1B		0-0 4-3			0-0 L9	0-0 3-1		0-0 3-1	4	0	1	0	0	0	3											
Andre Dawson, R (1,8) OBP: 0.361, SLG: 0.470	0-0 L6-4 2-3			0-0 2B 1B		0-0 5-3	0-3 K		0-3 K	4	1	1	1	0	1	3											
Gary Carter, R (1,2) OBP: 0.307, SLG: 0.445		0-0 F6		0-3 K		0-0 6-3			0-0 E5	4	0	0	0	0	1	2											
Warren Cromartie, L (1,3) OBP: 0.347, SLG: 0.436		0-0 F9		0-0 F8			0-0 1B		0-0 B1	4	0	1	0	0	0	2											
Ken Macha, R (1,5) OBP: 0.373, SLG: 0.404				0-0 2B		0-3 K			0-0 F9	4	0	2	1	0	1	2											
Chris Speier, R (1,6) OBP: 0.324, SLG: 0.295				0-3 K		0-0 F5			0-0 F8	2	0	0	0	0	1	2											
Jerry White, S (8,PH) OBP: 0.342, SLG: 0.417										1	0	0	0	0	0	1											
Woodie Fryman, R (8,1) OBP: 0.182, SLG: 0.182										0	0	0	0	0	0	0											
Charlie Lea, R (1,1) OBP: 0.125, SLG: 0.161				0-0 1B						3	0	2	0	0	0	2											
Tony Bernazard, S (8,6) OBP: 0.279, SLG: 0.347					0-0 1-3					1	0	0	0	0	0	0											
Inning Stats	R: 0 E: 0 K: 0 S: 2	H: 1 LOB: 1 BB: 2 P: 10	R: 0 E: 0 K: 1 S: 6	H: 1 LOB: 1 BB: 0 P: 6	R: 0 E: 0 K: 0 S: 4	H: 1 LOB: 2 BB: 0 P: 4	R: 1 E: 0 K: 1 S: 7	H: 2 LOB: 2 BB: 1 P: 11	R: 1 E: 0 K: 0 S: 4	H: 1 LOB: 1 BB: 1 P: 8	R: 0 E: 0 K: 1 S: 5	H: 0 LOB: 0 BB: 0 P: 5	R: 0 E: 1 K: 0 S: 4	H: 0 LOB: 1 BB: 0 P: 4	R: 0 E: 0 K: 1 S: 5	H: 0 LOB: 0 BB: 0 P: 5	1B: 7 2B: 2 3B: 0 HR: 0	SF: 0 SAC: 0 DP: 1 HBP: 0	WP: 0 PB: 0 SB: 2 CS: 1	PA: 38							
PITCHER	IP	WLS	BF	H	R	ER	SO	BB	IBB	HBP	BLK	WP	HR	S	P	ERA	WHIP										
Eric Rasmussen, R (1,1) ERA: 4.43	7.0	L	31	8	2	2	4	3	1	0	0	0	0	35	51	2.57	1.571										
Rollie Fingers, R (8,1) ERA: 2.71	2.0		7	0	0	0	1	0	0	0	0	0	0	9	9	0.00	0.000										

Montreal Expos @ San Diego Padres
San Diego Stadium, San Diego, CA
Tue Sep 02 1980, 10:05 PM EDT
Att: 6,082 - Unknown

AB	34
R	2
H	8
RBI	2
BB	4
SO	5
LOB	21

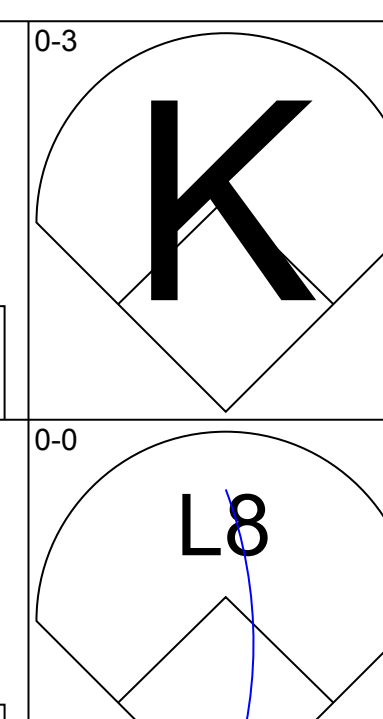
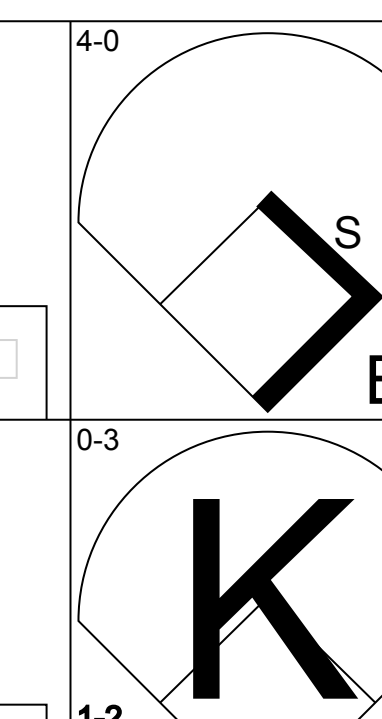
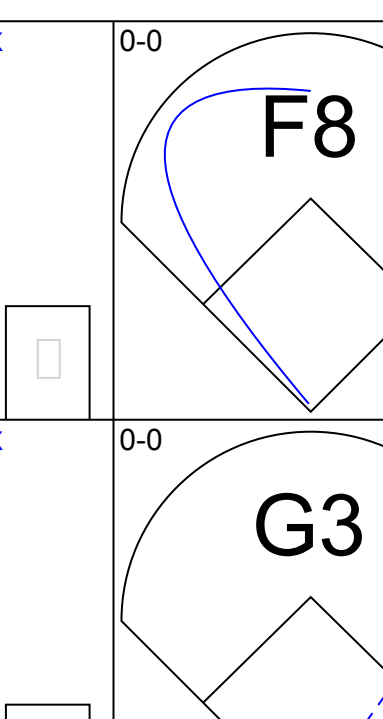
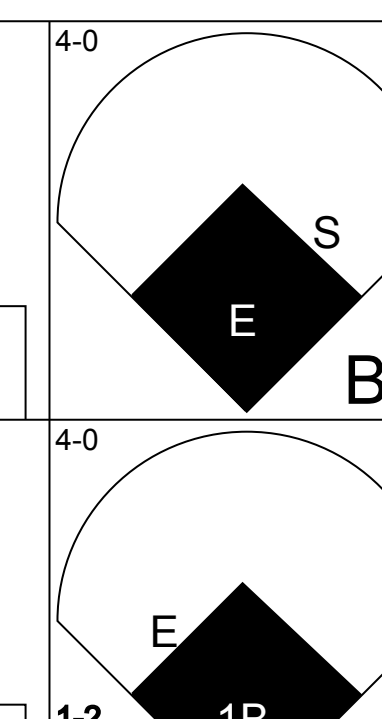
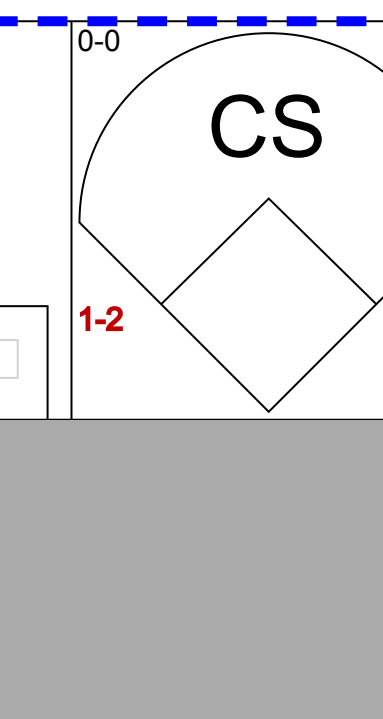

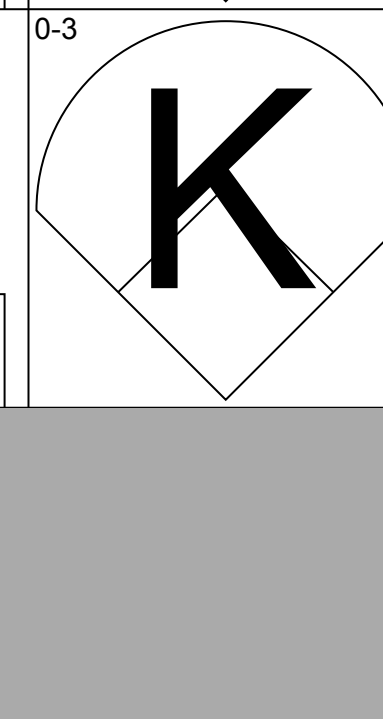


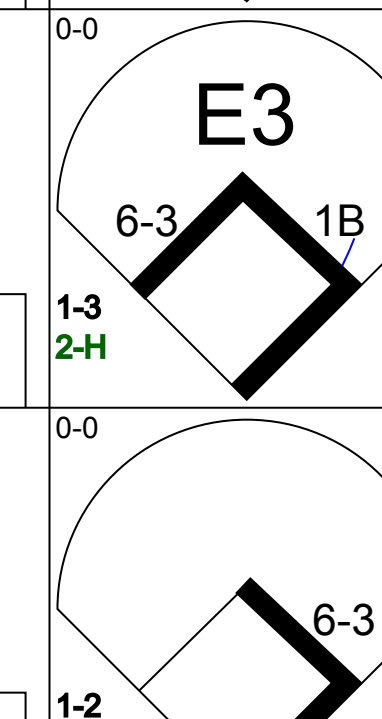

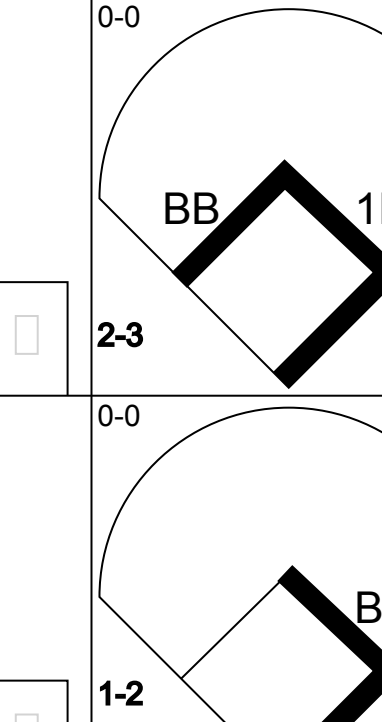
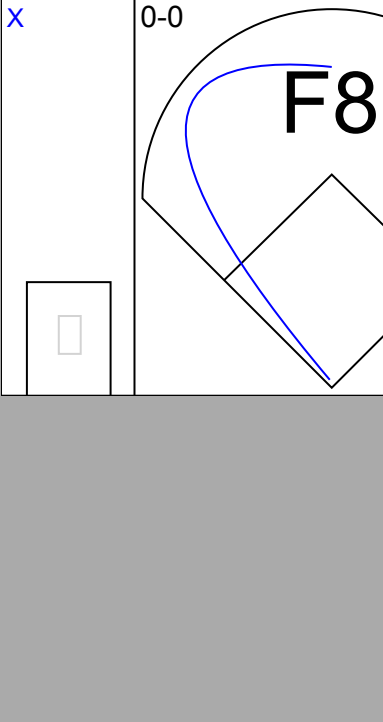
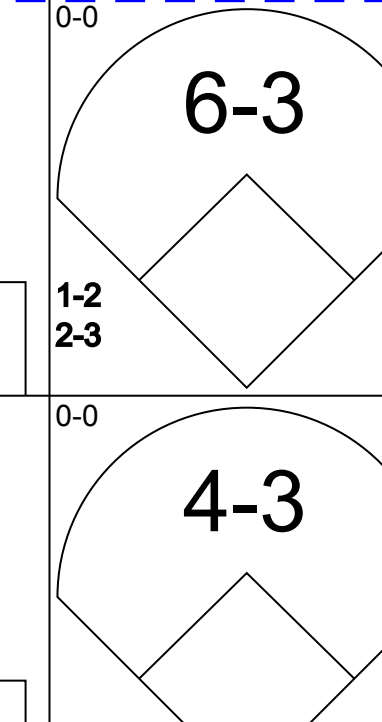
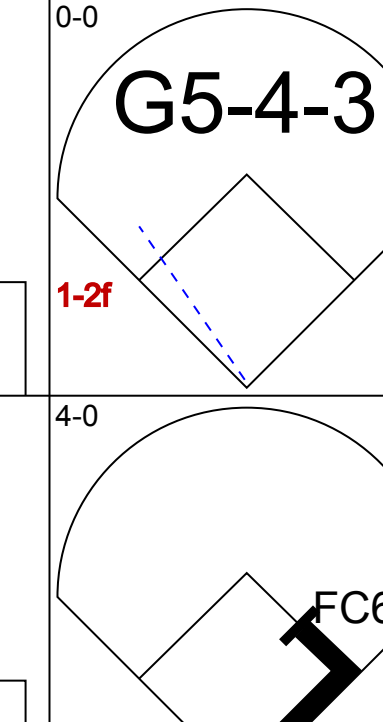
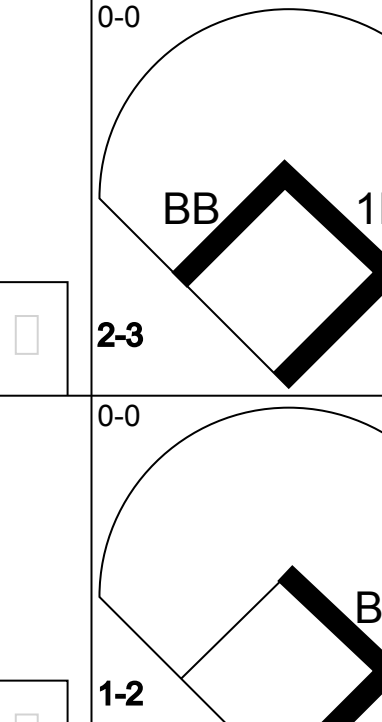
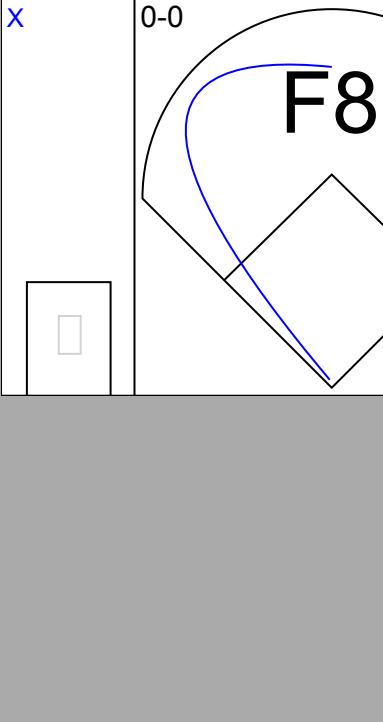
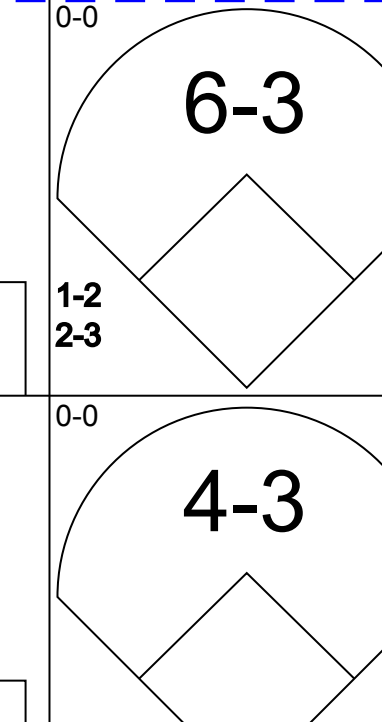

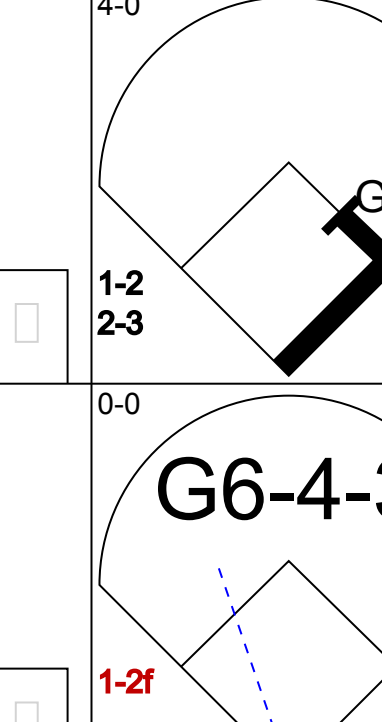


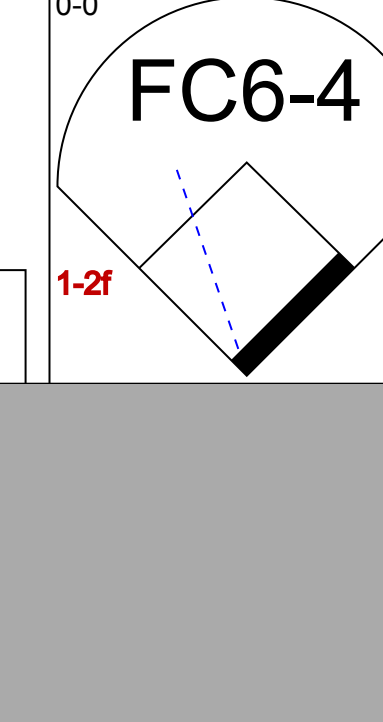
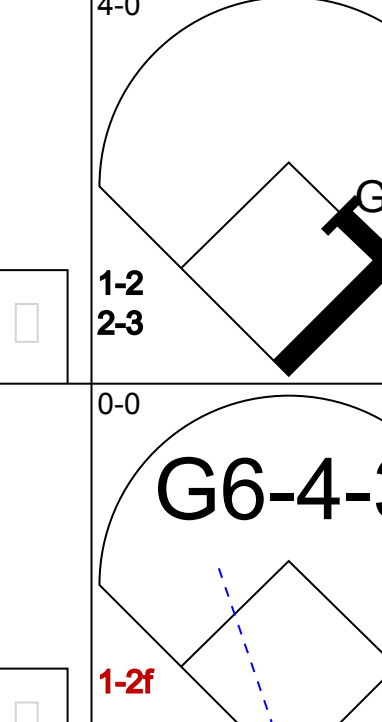



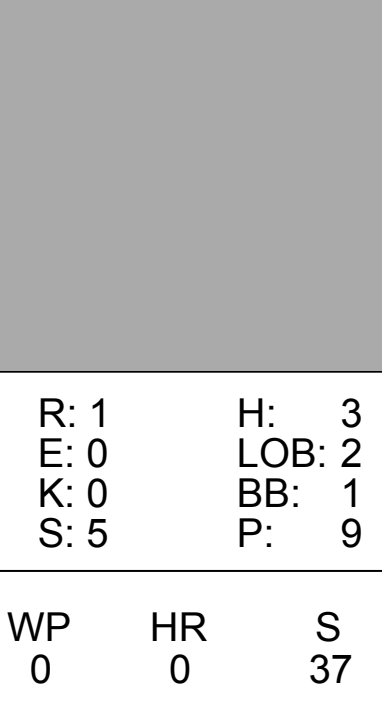
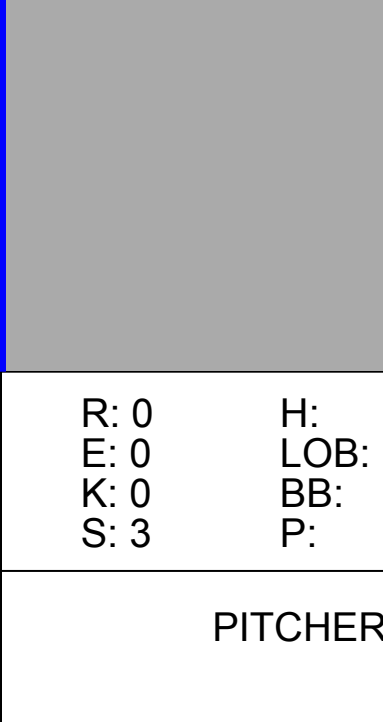
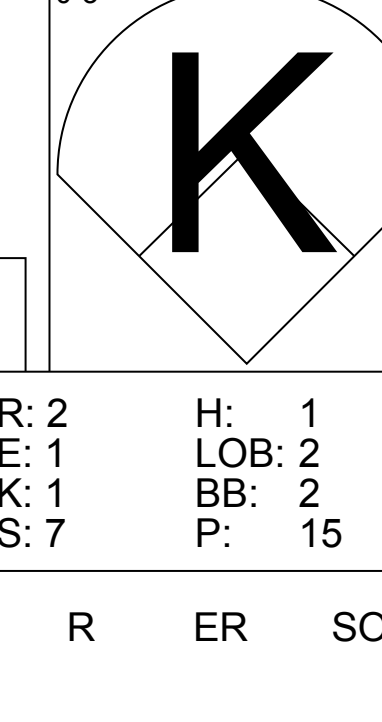
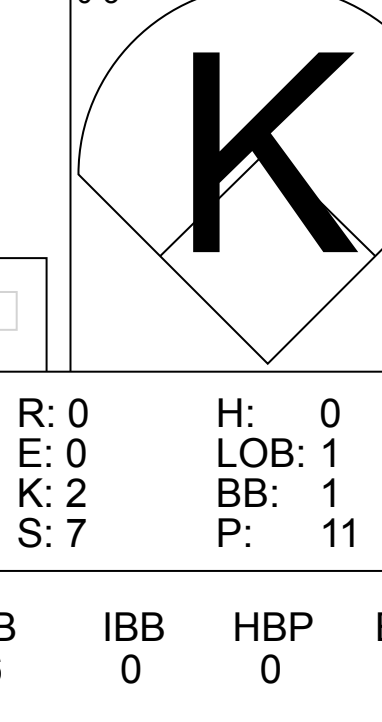
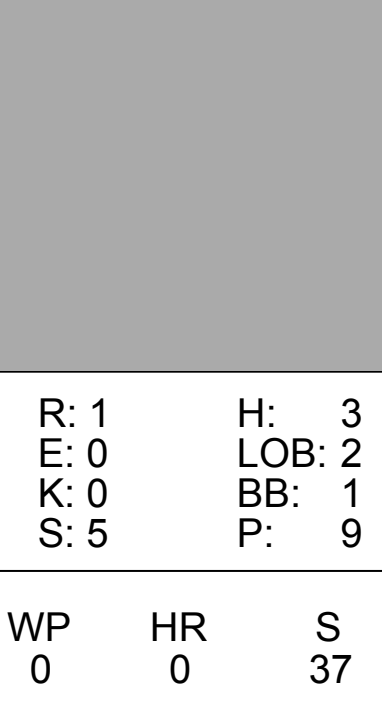
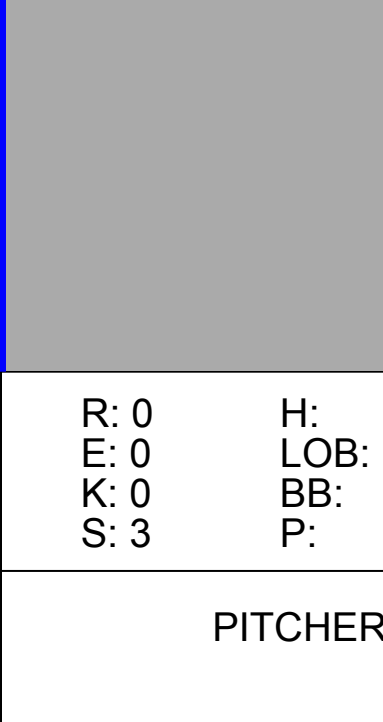
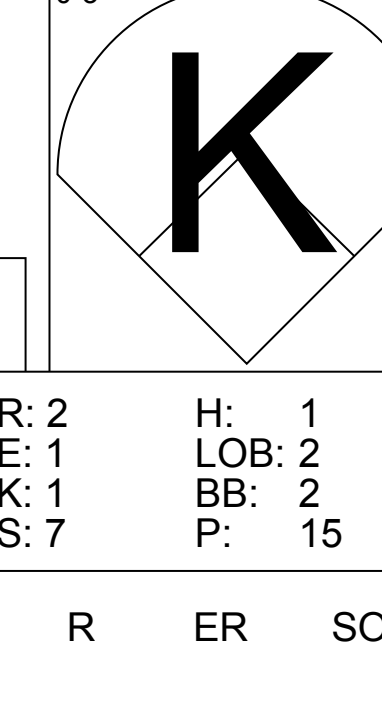
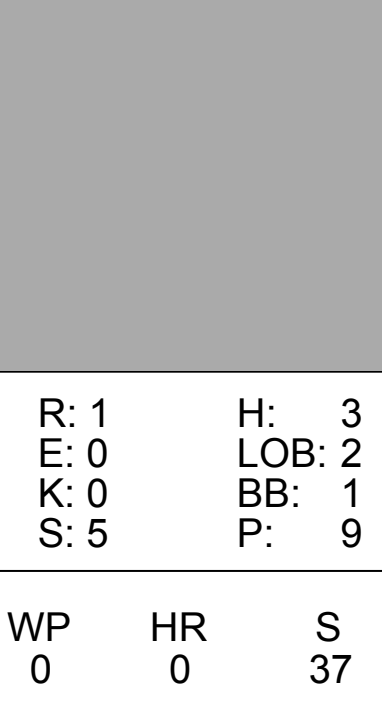
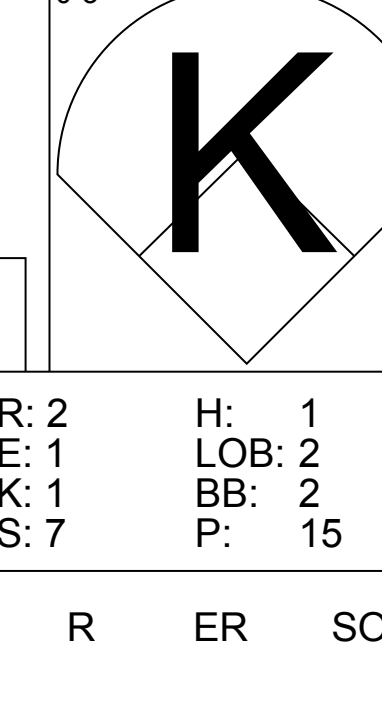
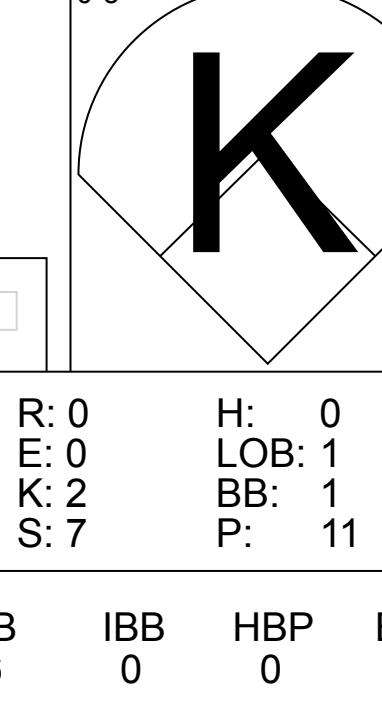
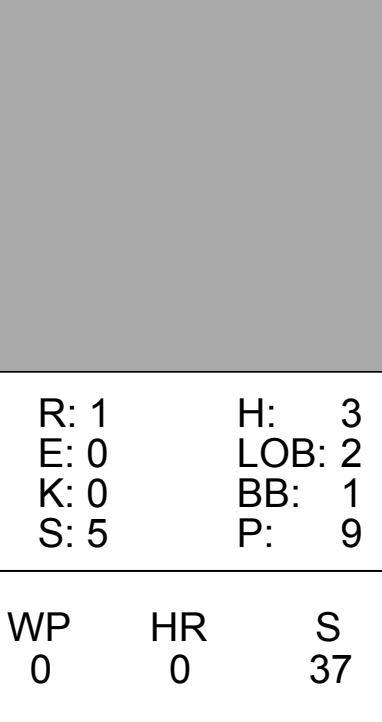
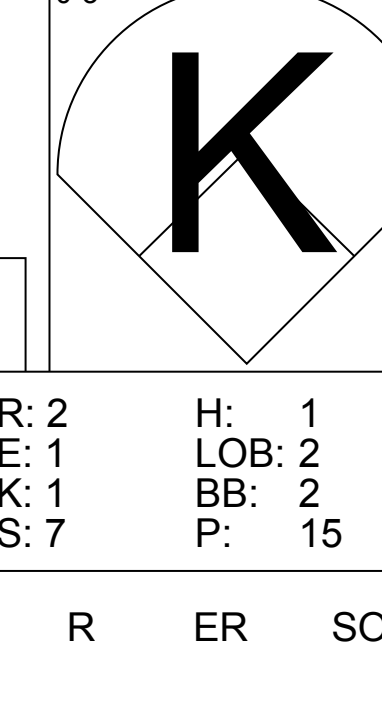
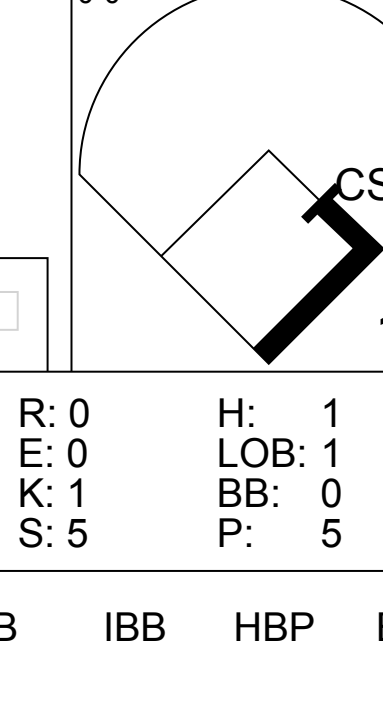


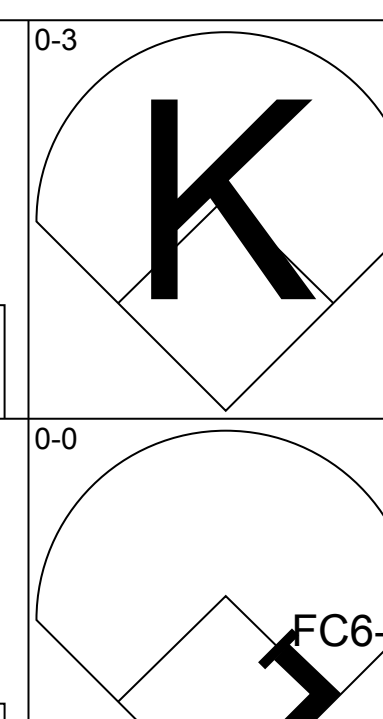
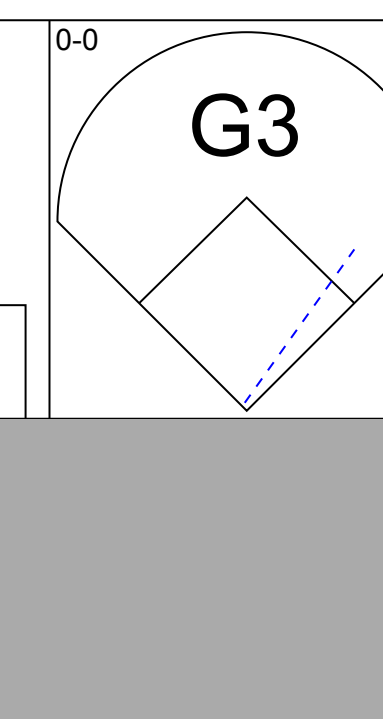
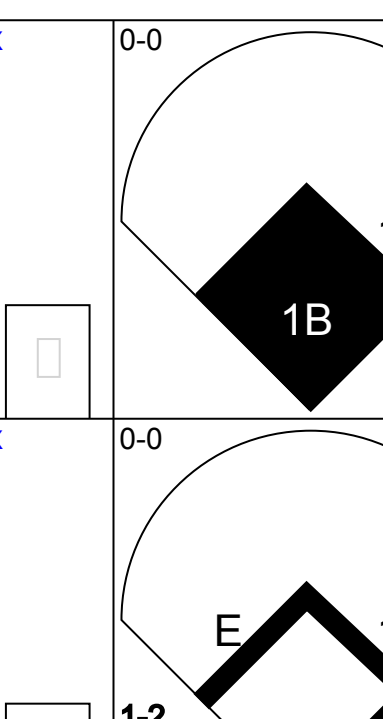
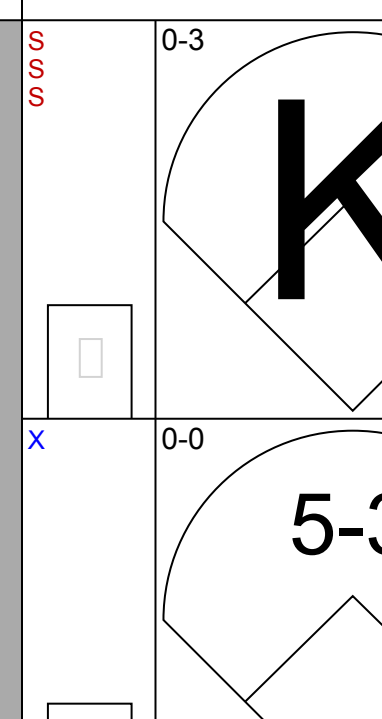

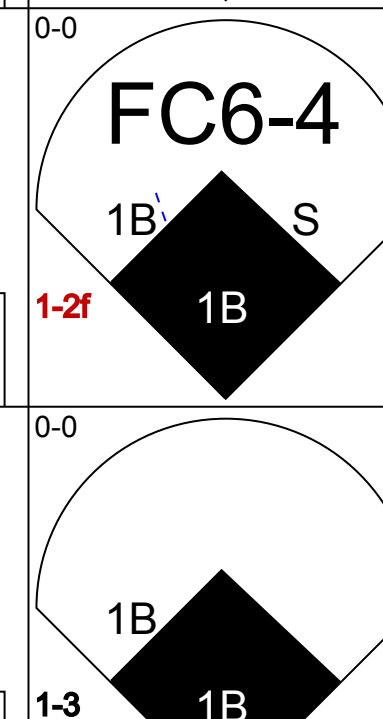
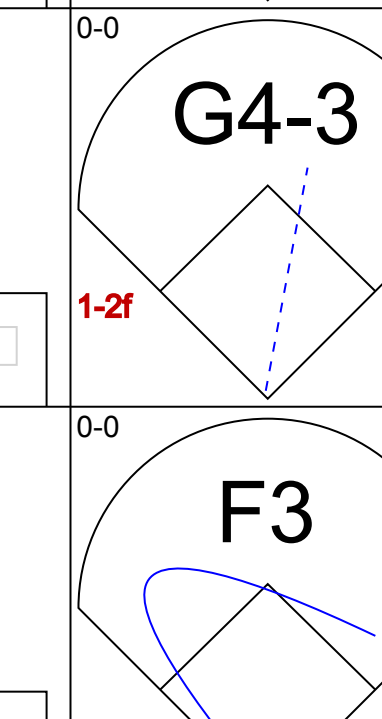
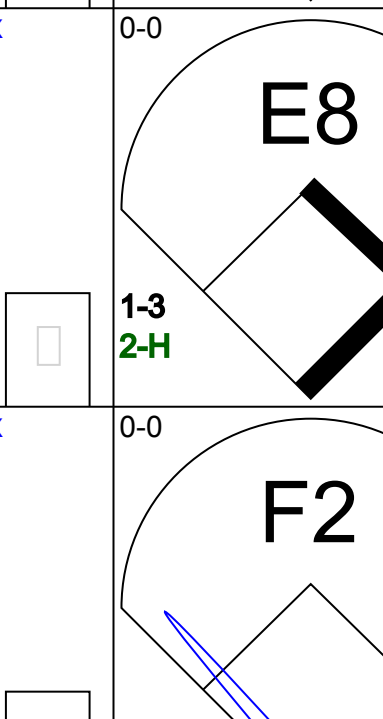
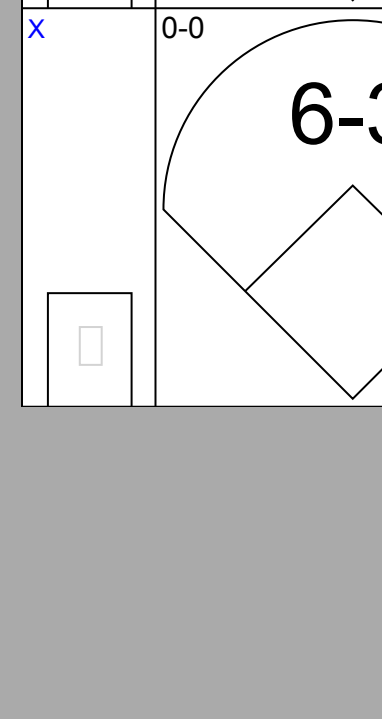
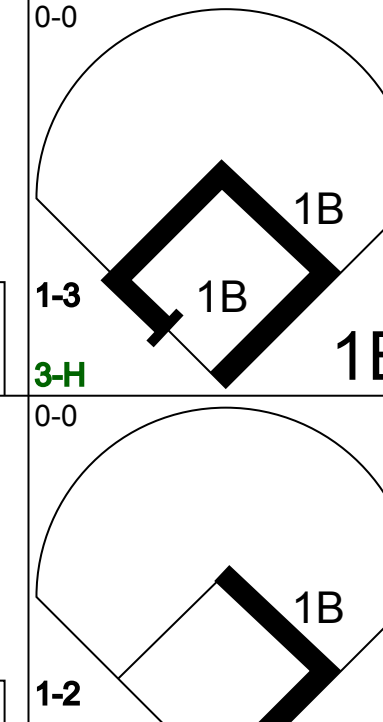

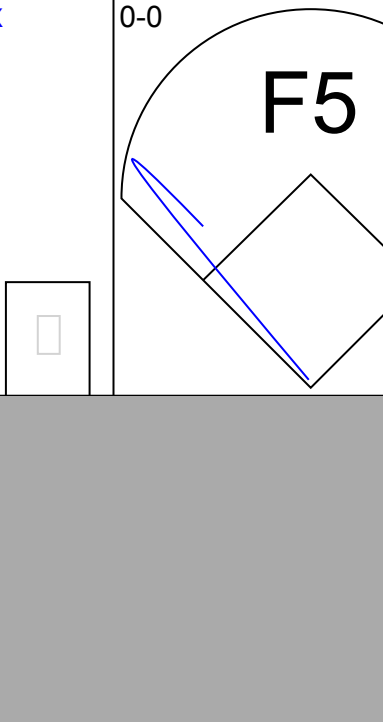

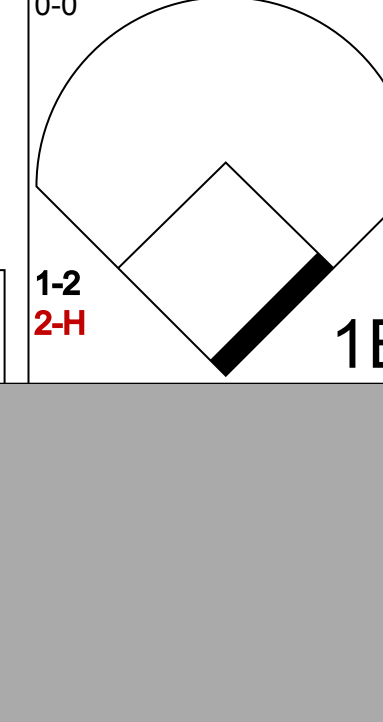



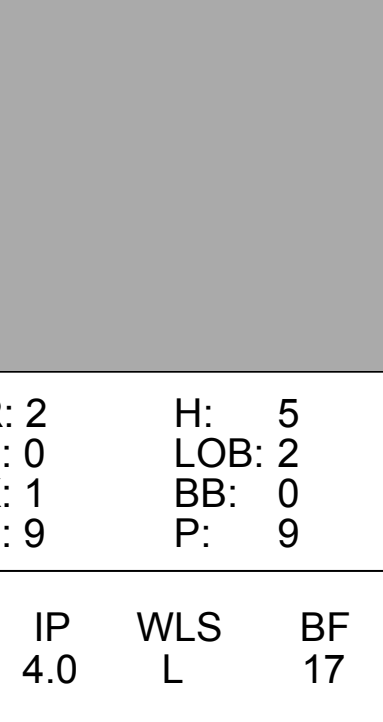
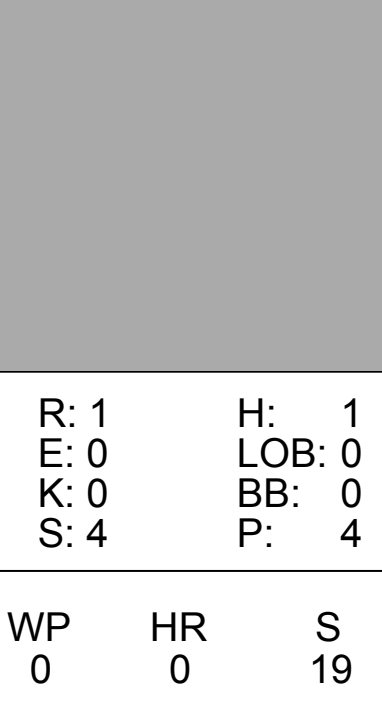
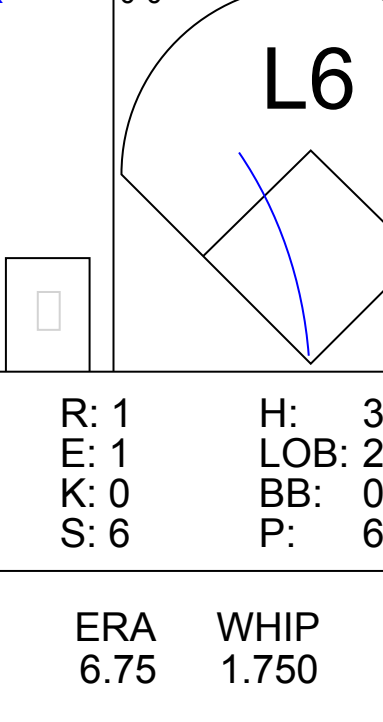







Batter	1	2	3	4	5	6	7	8	9	AB	R	H	RBI	BB	SO	LOB	BOTTOM										
Gene Richards, L (1,7) OBP: 0.360, SLG: 0.379	0-0 G3		0-0 6-3					0-0 4-3		4	0	0	0	0	0	0											
Ozzie Smith, S (1,6) OBP: 0.319, SLG: 0.276	0-0 F9		1-0 2B HBP					4-0 CS BB		2	1	0	0	1	0	0											
Broderick Perkins, L (1,3) OBP: 0.529, SLG: 0.633	0-0 1-6-3		0-0 1H 2B					0-0 6-3		4	0	1	1	0	0	1											
Dave Winfield, R (1,9) OBP: 0.368, SLG: 0.459		0-0 1-3	0-3 K					0-0 4-3		4	0	0	0	0	1	1											
Jerry Mumphrey, S (1,8) OBP: 0.331, SLG: 0.354		0-0 B5-3 1B	0-0 5-3					0-0 G3		4	0	1	0	0	1	1											
Luis Salazar, R (1,5) OBP: 0.476, SLG: 0.516		4-0 B5-3 1-2 BB		0-0 F8				0-0 2-3 1B		3	0	1	0	1	1	0											
Craig Stimac, R (1,2) OBP: 0.205, SLG: 0.270		0-0 B5-3 1-2 2-3		0-0 L3-6 2B				0-0 2-3		3	0	1	0	0	0	3											
Tim Flannery, L (1,4) OBP: 0.275, SLG: 0.269		4-0 IBB		0-0 L3-6				4-0 BB		1	0	0	0	2	0	1											
Eric Rasmussen, R (1,1) OBP: 0.100, SLG: 0.200		0-0 L3						0-0 F8		2	0	0	0	0	0	3											
Gene Tenace, R (7,PH) OBP: 0.383, SLG: 0.368										1	0	0	0	0	0	1											
Rollie Fingers, R (8,1) OBP: 0.250, SLG: 0.438										0	0	0	0	0	0	0											
Inning Stats	R: 0 E: 0 K: 0 S: 3	H: 0 LOB: 0 BB: 0 P: 3	R: 0 E: 0 K: 0 S: 4	H: 1 LOB: 3 BB: 2 P: 12	R: 1 E: 0 K: 1 S: 6	H: 1 LOB: 1 BB: 0 P: 7	R: 0 E: 0 K: 0 S: 3	H: 1 LOB: 0 BB: 0 P: 3	R: 0 E: 0 K: 0 S: 3	H: 0 LOB: 0 BB: 0 P: 3	R: 0 E: 0 K: 0 S: 3	H: 1 LOB: 1 BB: 1 P: 7	R: 0 E: 0 K: 0 S: 2	H: 0 LOB: 0 BB: 1 P: 6	R: 0 E: 0 K: 2 S: 7	H: 0 LOB: 0 BB: 0 P: 7	1B: 2 2B: 4 3B: 0 HR: 0	SF: 0 SAC: 0 DP: 2 HBP: 1	WP: 0 PB: 0 SB: 2 CS: 1	PA: 33							
PITCHER	IP	WLS	BF	H	R	ER	SO	BB	IBB	HBP	BLK	WP	HR	S	P	ERA	WHIP										
Charlie Lea, R (1,1) ERA: 3.16	7.0	W	27	4	1	1	1	2	1	1	0	0	0	25	38	1.29	0.857										
Woodie Fryman, L (8,1) ERA: 2.09	2.0	S	6	0	0	0	2	1	0	0	0	0	0	9	13	0.00	0.500										


Montreal Expos @ San Diego Padres
San Diego Stadium, San Diego, CA
Tue Sep 02 1980, 10:05 PM EDT
Att: 6,082 - Unknown


AB	28
R	1
H	4
RBI	1
BB	4
SO	3
LOB	11



Batter	1	2	3	4	5	6	7	8	9	AB	R	H	RBI	BB	SO	LOB	TOP			
Ron LeFlore, R (1,7) OBP: 0.338, SLG: 0.356										2	1	0	0	2	1	0	Montreal Expos @ San Diego Padres San Diego Stadium, San Diego, CA Wed Sep 03 1980, 10:05 PM EDT Att: 6,685 - Unknown 			
Rodney Scott, S (1,4) OBP: 0.323, SLG: 0.308										3	1	0	0	1	1	1				
Rowland Office, L (1,9) OBP: 0.357, SLG: 0.446										4	1	1	0	0	1	1				
Andre Dawson, R (1,8) OBP: 0.363, SLG: 0.469										3	0	1	1	1	0	1				
Gary Carter, R (1,2) OBP: 0.307, SLG: 0.443										4	0	1	0	0	0	3				
Warren Cromartie, L (1,3) OBP: 0.368, SLG: 0.436										3	0	1	1	1	0	2				
Ken Macha, R (1,5) OBP: 0.368, SLG: 0.392										3	0	0	0	1	1	1				
Chris Speier, R (1,6) OBP: 0.322, SLG: 0.292										3	0	0	0	0	0	3				
Larry Parrish, R (9,PH) OBP: 0.318, SLG: 0.452										1	0	0	0	0	1	0				
Fred Norman, S (1,1) OBP: 0.286, SLG: 0.240										1	0	0	0	0	1	0				
Inning Stats	R: 0 E: 0 K: 2 S: 7	H: 0 LOB: 0 BB: 0 P: 7	R: 0 E: 0 K: 0 S: 2	H: 0 LOB: 1 BB: 2 P: 10	R: 0 E: 0 K: 2 S: 7	H: 0 LOB: 1 BB: 1 P: 11	R: 1 E: 0 K: 0 S: 5	H: 3 LOB: 2 BB: 0 P: 9	R: 0 E: 0 K: 0 S: 3	H: 0 LOB: 0 BB: 0 P: 3	R: 0 E: 0 K: 1 S: 5	H: 0 LOB: 0 BB: 0 P: 5	R: 2 E: 1 K: 1 S: 7	H: 1 LOB: 2 BB: 2 P: 15	R: 0 E: 0 K: 1 S: 5	H: 1 LOB: 1 BB: 0 P: 5	1B: 5 2B: 0 3B: 0 HR: 0	SF: 0 SAC: 0 DP: 2 HBP: 0	WP: 0 PB: 0 SB: 2 CS: 1	PA: 37
PITCHER	IP WLS BF H R ER SO BB IBB HBP BLK WP HR S P ERA WHIP																			
Steve Mura, R (1,1) ERA: 3.93	7.1 W 31 4 3 2 6 6 0 0 0 1 0 0 0 37 61 2.46 1.364																			
Gary Lucas, L (8,1) ERA: 3.44	1.1 5 1 0 0 1 0 0 0 0 0 0 0 7 7 0.00 0.750																			
Rollie Fingers, R (9,1) ERA: 2.7	0.1 S 0 0 0 0 0 0 0 0 0 0 0 0 0 0 0.00 0.000																			

Batter	1	2	3	4	5	6	7	8	9	AB	R	H	RBI	BB	SO	LOB	BOTTOM			
Gene Richards, L (1,7) OBP: 0.359, SLG: 0.378										4	1	1	0	0	2	0	Montreal Expos @ San Diego Padres San Diego Stadium, San Diego, CA Wed Sep 03 1980, 10:05 PM EDT Att: 6,685 - Unknown 			
Jerry Mumphrey, S (1,8) OBP: 0.335, SLG: 0.358									4	0	3	0	0	0	0	0				
Luis Salazar, R (1,5) OBP: 0.466, SLG: 0.500									4	1	1	1	1	0	0	2				
Dave Winfield, R (1,9) OBP: 0.367, SLG: 0.457										4	1	1	0	0	0	2				
Gene Tenace, R (1,3) OBP: 0.384, SLG: 0.374										4	1	2	1	0	0	2				
Barry Evans, R (1,4) OBP: 0.304, SLG: 0.306										3	0	1	1	0	1	0				
Craig Stimpac, R (1,2) OBP: 0.219, SLG: 0.292									2	0	1	1	0	1	0	0				
Broderick Perkins, L (9,3) OBP: 0.529, SLG: 0.633									0	0	0	0	0	0	0	0				
Chuck Baker, R (1,6) OBP: 0.133, SLG: 0.200									3	0	1	0	0	0	0	0				
Steve Mura, R (1,1) OBP: 0.184, SLG: 0.143									3	0	0	0	0	0	0	1				
Gary Lucas, L (8,1) OBP: 0.219, SLG: 0.194									0	0	0	0	0	0	0	0				
Rollie Fingers, R (9,1) OBP: 0.250, SLG: 0.438									0	0	0	0	0	0	0	0				
Inning Stats	R: 2 E: 0 K: 1 S: 9	H: 5 LOB: 2 BB: 0 P: 9	R: 0 E: 0 K: 0 S: 3	H: 0 LOB: 0 BB: 0 P: 3	R: 0 E: 0 K: 0 S: 3	H: 1 LOB: 0 BB: 0 P: 3	R: 1 E: 0 K: 0 S: 4	H: 1 LOB: 0 BB: 0 P: 4	R: 1 E: 1 K: 0 S: 6	H: 3 LOB: 2 BB: 0 P: 6	R: 0 E: 0 K: 2 S: 8	H: 1 LOB: 0 BB: 0 P: 8	R: 0 E: 0 K: 1 S: 5	H: 0 LOB: 0 BB: 0 P: 5	R: 0 E: 0 K: 0 S: 3	H: 0 LOB: 0 BB: 0 P: 3	1B: 9 2B: 2 3B: 0 HR: 0	SF: 1 SAC: 1 DP: 1 HBP: 0	WP: 0 PB: 0 SB: 1 CS: 0	PA: 33
PITCHER	IP WLS BF H R ER SO BB IBB HBP BLK WP HR S P ERA WHIP																			
Fred Norman, L (1,1) ERA: 4.1	4.0 L 17 7 3 3 1 0 0 0 0 0 0 0 19 19 3.00 1.333																			
Stan Bahnsen, R (5,1) ERA: 3.23	3.0 13 4 1 1 3 0 0 0 0 0 0 0 19 19 3.00 1.333																			
Elias Sosa, R (8,1) ERA: 3.12	1.0 3 0 0 0 0 0 0 0 0 0 0 0 3 3 0.00 0.000																			

Batter	1	2	3	4	5	6	7	8	9	AB R H RBI BB SO LOB	TOP									
Ron LeFlore, R OBP: 0.335, SLG: 0.353 (1, 7)	0-0 6-3		0-3 K		0-0 F8		0-3 K		0-3 K	5 0 0 0 0 3 2	<p>Montreal Expos @ San Francisco Giants Candlestick Park, San Francisco, CA</p> <p>Thu Sep 04 1980, 6:33 AM EDT Att: 4,038 - Unknown</p> <p>livebaseballscorecards.com</p> <p>AB 36 R 4 H 10 RBI 4 BB 4 SO 10 LOB 16</p> 									
Rodney Scott, S OBP: 0.323, SLG: 0.307 (1, 4)	0-0 1-3			0-0 4-3		0-3 K	4-0 BB		0-0 4-3 S 1B	4 0 1 0 1 1 0										
Rowland Office, L OBP: 0.362, SLG: 0.447 (1, 9)	4-0 FC6-4 BB			0-0 2B 6-2-5 1B		0-0 1B 2B 1B	0-0 4-3		0-0 4-3	4 1 2 0 1 0 3										
Andre Dawson, R OBP: 0.363, SLG: 0.470 (1, 8)	0-0 FC6-4 1-2			0-0 2B		0-0 F8		0-0 F9	1-0 HBP	4 0 1 0 0 0 2										
Gary Carter, R OBP: 0.308, SLG: 0.443 (1, 2)		0-0 1-3		0-0 6-2-5		0-0 2B 1B		0-0 2B 1B	0-0 F7	5 2 2 0 0 0 4										
Warren Cromartie, L OBP: 0.347, SLG: 0.436 (1, 3)		0-0 G3			0-3 K		0-0 2B		0-3 K	4 0 1 2 0 2 1										
Larry Parrish, R OBP: 0.320, SLG: 0.454 (1, 5)			0-3 K		4-0 2B BB		0-0 5-3		0-0 2B	3 1 1 1 1 1 1										
Chris Speier, R OBP: 0.324, SLG: 0.296 (1, 6)			0-3 K		0-0 4-3 1-H 2B		0-0 6-3		4-0 IBB	3 0 1 1 1 1 0										
Bill Gullickson, R OBP: 0.194, SLG: 0.200 (1, 1)			0-3 K		0-0 4-3		0-0 BB 1B		0-3 K	4 0 1 0 0 2 3										
Inning Stats	R: 0 E: 0 K: 0 S: 3	H: 0 LOB: 1 BB: 1 P: 7	R: 0 E: 0 K: 1 S: 5	H: 0 LOB: 0 BB: 0 P: 5	R: 0 E: 0 K: 3 S: 9	H: 2 LOB: 1 BB: 0 P: 4	R: 1 E: 0 K: 1 S: 6	H: 1 LOB: 1 BB: 1 P: 10	R: 2 E: 0 K: 2 S: 8	H: 3 LOB: 1 BB: 1 P: 8		R: 0 E: 0 K: 1 S: 6	H: 1 LOB: 2 BB: 1 P: 10	R: 1 E: 0 K: 2 S: 9	H: 2 LOB: 2 BB: 1 P: 13	R: 0 E: 0 K: 1 S: 6	H: 1 LOB: 2 BB: 0 P: 7	1B: 6 2B: 5 3B: 0 HR: 0	SF: 0 SAC: 0 DP: 1 HBP: 1	WP: 0 PB: 0 SB: 2 CS: 0
PITCHER	IP WLS BF H R ER SO BB IBB HBP BLK WP HR S P ERA WHIP											IP WLS BF H R ER SO BB IBB HBP BLK WP HR S P ERA WHIP								
Alan Hargeshimer, R ERA: 4.42 (1, 1)	6.2 L 29 7 3 3 7 3 0 0 0 0 0 0 40 52 4.05 1.500																			
Gary Lavelle, L ERA: 3.23 (7, 1)	1.1 7 2 1 1 2 0 1 0 0 0 0 0 10 14 6.75 1.500																			
Fred Breining, R ERA: (9, 1)	1.0 5 1 0 0 1 0 0 0 1 0 0 0 6 7 0.00 1.000																			


Batter	1	2	3	4	5	6	7	8	9	AB R H RBI BB SO LOB	BOTTOM											
Bill North, S OBP: 0.375, SLG: 0.289 (1, 8)	0-3 K		0-0 4-3			0-0 4-3			0-0 5-3	4 0 0 0 0 1 0	<p>Montreal Expos @ San Francisco Giants Candlestick Park, San Francisco, CA</p> <p>Thu Sep 04 1980, 6:33 AM EDT Att: 4,038 - Unknown</p> <p>livebaseballscorecards.com</p> <p>AB 29 R 0 H 3 RBI 0 BB 2 SO 7 LOB 8</p> 											
Max Venable, L OBP: 0.333, SLG: 0.301 (1, 9)	0-0 F8			4-0 G4-6-3 BB		0-0 1-3			0-0 F7	3 0 0 0 1 0 0												
Terry Whitfield, L OBP: 0.349, SLG: 0.402 (1, 7)	0-0 L5			0-0 G4-6-3 1-2		0-0 F8			0-0 BB 1B	4 0 1 0 0 0 1												
Mike Ivie, R OBP: 0.289, SLG: 0.349 (1, 3)		0-0 5-3		0-0 E6		0-3 K			4-0 BB	3 0 0 0 1 1 0												
Darrell Evans, L OBP: 0.349, SLG: 0.396 (1, 5)		0-0 2B		0-0 F5		0-0 F9			0-0 1-3	4 0 1 0 0 0 3												
Milt May, L OBP: 0.317, SLG: 0.394 (1, 2)		0-3 K			0-0 SH1-4 1B		0-0 4-3			3 0 1 0 0 1 1												
Guy Sularz, R OBP: 0.200, SLG: 0.200 (1, 4)					0-0 SH1-4				0-0 F9	1 0 0 0 0 0 1												
Joe Strain, R OBP: 0.330, SLG: 0.331 (8, PH)					1-2					1 0 0 0 0 0 0												
Fred Breining, R ERA: (9, 1)										0 0 0 0 0 0 0												
Joe Pettini, R OBP: 0.319, SLG: 0.327 (9, 4)					0-0 F8				0-0 5-3	3 0 0 0 0 1 1												
Alan Hargeshimer, R OBP: 0.316, SLG: 0.294 (1, 1)					0-3 K				0-3 K	2 0 0 0 0 2 1												
Gary Lavelle, S (7, 1)										0 0 0 0 0 0 0												
Chris Bourjos, R OBP: 0.600, SLG: 1.333 (8, PH)										1 0 0 0 0 1 0												
Johnnie LeMaster, R OBP: 0.252, SLG: 0.311 (9, 6)										0 0 0 0 0 0 0												
Inning Stats	R: 0 E: 0 K: 1 S: 5	H: 0 LOB: 0 BB: 0 P: 5	R: 0 E: 0 K: 1 S: 6	H: 1 LOB: 1 BB: 0 P: 6	R: 0 E: 0 K: 1 S: 5	H: 0 LOB: 0 BB: 0 P: 5	R: 0 E: 1 K: 0 S: 3	H: 0 LOB: 1 BB: 1 P: 7	R: 0 E: 0 K: 2 S: 8	H: 1 LOB: 1 BB: 0 P: 8	R: 0 E: 0 K: 0 S: 3	H: 0 LOB: 0 BB: 0 P: 3	R: 0 E: 0 K: 1 S: 5	H: 0 LOB: 0 BB: 0 P: 5	R: 0 E: 0 K: 1 S: 5	H: 0 LOB: 2 BB: 0 P: 5	R: 0 E: 0 K: 0 S: 4	H: 1 LOB: 2 BB: 1 P: 8	1B: 2 2B: 1 3B: 0 HR: 0	SF: 0 SAC: 1 DP: 1 HBP: 0	WP: 0 PB: 0 SB: 0 CS: 0	PA: 32
PITCHER	IP WLS BF H R ER SO BB IBB HBP BLK WP HR S P ERA WHIP											IP WLS BF H R ER SO BB IBB HBP BLK WP HR S P ERA WHIP										
Bill Gullickson, R ERA: 3.31 (1, 1)	9.0 W 32 3 0 0 7 2 0 0 0 0 0 0 44 52 0.00 0.556																					


Batter	1	2	3	4	5	6	7	8	9	AB	R	H	RBI	BB	SO	LOB	TOP				
Ron LeFlore, R OBP: 0.336, SLG: 0.352 (1, 7)	F7	FC6-4 1B		K		CS BB		F3		4	0	1	1	1	1	0	Montreal Expos @ San Francisco Giants Candlestick Park, San Francisco, CA Fri Sep 05 1980, 10:05 PM EDT Att: 7,698 - Unknown				
Rodney Scott, S OBP: 0.326, SLG: 0.309 (1, 4)	K	FC6-4 1B		CS 1B		CS	1B FC5-4	BB		4	2	2	0	1	1	2					
Rowland Office, L OBP: 0.367, SLG: 0.450 (1, 9)	1B	FC5-4 1B		6-3			FC5-4 1B	4-3		5	0	3	2	0	0	2					
Andre Dawson, R OBP: 0.359, SLG: 0.465 (1, 8)	F7	FC5-4			5-3		FC5-4 1B	E6		5	1	0	1	0	0	3					
Gary Carter, R OBP: 0.306, SLG: 0.440 (1, 2)		HR 1B	K		F6		5-3	G5-4-3		5	1	1	0	0	1	2					
Warren Cromartie, L OBP: 0.393, SLG: 0.449 (1, 3)		HR 1B	FC5-4 2B		1B		1B IBB	BB 2B		4	2	4	2	1	0	0					
Larry Parrish, R OBP: 0.326, SLG: 0.455 (1, 5)		1B 1B	FC5-4 BB		L3		1-2 2-H 1B	2B BB		3	1	2	1	2	0	1					
Chris Speier, R OBP: 0.322, SLG: 0.294 (6, PH)		K	FC5-4			K	1-3			2	0	0	0	0	1	3					
Tony Bernazard, S OBP: 0.290, SLG: 0.352 (6, 6)			1-2 2-3					1-3 2-H 2B		3	0	1	1	0	1	2					
Steve Rogers, R OBP: 0.257, SLG: 0.167 (1, 1)		FC6-4 1B	F6		1-3			4-3	6-3	5	1	1	0	0	0	4					
Inning Stats	R: 0 E: 0 K: 1 S: 6	H: 1 LOB: 1 BB: 0 P: 6	R: 5 E: 0 K: 1 S: 11	H: 6 LOB: 1 BB: 0 P: 11	R: 0 E: 0 K: 1 S: 6	H: 1 LOB: 2 BB: 1 P: 10	R: 0 E: 0 K: 1 S: 5	H: 1 LOB: 0 BB: 0 P: 5	R: 0 E: 0 K: 1 S: 4	H: 0 LOB: 0 BB: 1 P: 8	R: 2 E: 0 K: 0 S: 6	H: 3 LOB: 2 BB: 1 P: 10	R: 0 E: 0 K: 0 S: 3	H: 0 LOB: 1 BB: 1 P: 7	R: 1 E: 1 K: 0 S: 5	H: 2 LOB: 2 BB: 1 P: 9	1B: 12 2B: 2 3B: 0 HR: 1	SF: 0 SAC: 0 DP: 1 HBP: 0	WP: 0 PB: 0 SB: 1 CS: 2	PA: 46	
PITCHER	IP WLS BF H R ER SO BB IBB HBP BLK WP HR S P ERA WHIP	IP WLS BF H R ER SO BB IBB HBP BLK WP HR S P ERA WHIP	IP WLS BF H R ER SO BB IBB HBP BLK WP HR S P ERA WHIP	IP WLS BF H R ER SO BB IBB HBP BLK WP HR S P ERA WHIP	IP WLS BF H R ER SO BB IBB HBP BLK WP HR S P ERA WHIP	IP WLS BF H R ER SO BB IBB HBP BLK WP HR S P ERA WHIP	IP WLS BF H R ER SO BB IBB HBP BLK WP HR S P ERA WHIP	IP WLS BF H R ER SO BB IBB HBP BLK WP HR S P ERA WHIP	IP WLS BF H R ER SO BB IBB HBP BLK WP HR S P ERA WHIP	IP WLS BF H R ER SO BB IBB HBP BLK WP HR S P ERA WHIP	IP WLS BF H R ER SO BB IBB HBP BLK WP HR S P ERA WHIP	IP WLS BF H R ER SO BB IBB HBP BLK WP HR S P ERA WHIP	IP WLS BF H R ER SO BB IBB HBP BLK WP HR S P ERA WHIP	IP WLS BF H R ER SO BB IBB HBP BLK WP HR S P ERA WHIP	IP WLS BF H R ER SO BB IBB HBP BLK WP HR S P ERA WHIP	IP WLS BF H R ER SO BB IBB HBP BLK WP HR S P ERA WHIP	IP WLS BF H R ER SO BB IBB HBP BLK WP HR S P ERA WHIP	IP WLS BF H R ER SO BB IBB HBP BLK WP HR S P ERA WHIP	IP WLS BF H R ER SO BB IBB HBP BLK WP HR S P ERA WHIP	IP WLS BF H R ER SO BB IBB HBP BLK WP HR S P ERA WHIP	IP WLS BF H R ER SO BB IBB HBP BLK WP HR S P ERA WHIP
John Montefusco, R ERA: 4.11	1.2	6	12	7	5	5	2	0	0	0	0	0	0	0	0	0	27.00	4.200			
Tom Griffin, R ERA: 3.1	1.1	6	1	0	0	1	1	0	0	0	0	0	0	0	0	0	0.00	1.500			
Randy Moffitt, R ERA: 4.86	3.0	10	2	0	0	2	1	0	0	0	0	0	0	0	0	0	0.00	1.000			
Fred Breining, R ERA: 10.8	0.2	6	3	2	2	0	0	1	0	0	0	0	0	0	0	0	27.00	4.500			
Philip Nastu, L ERA: 4.5	2.0	10	2	1	1	0	2	0	0	0	0	0	0	0	0	0	4.50	2.000			
PITCHER	IP WLS BF H R ER SO BB IBB HBP BLK WP HR S P ERA WHIP	IP WLS BF H R ER SO BB IBB HBP BLK WP HR S P ERA WHIP	IP WLS BF H R ER SO BB IBB HBP BLK WP HR S P ERA WHIP	IP WLS BF H R ER SO BB IBB HBP BLK WP HR S P ERA WHIP	IP WLS BF H R ER SO BB IBB HBP BLK WP HR S P ERA WHIP	IP WLS BF H R ER SO BB IBB HBP BLK WP HR S P ERA WHIP	IP WLS BF H R ER SO BB IBB HBP BLK WP HR S P ERA WHIP	IP WLS BF H R ER SO BB IBB HBP BLK WP HR S P ERA WHIP	IP WLS BF H R ER SO BB IBB HBP BLK WP HR S P ERA WHIP	IP WLS BF H R ER SO BB IBB HBP BLK WP HR S P ERA WHIP	IP WLS BF H R ER SO BB IBB HBP BLK WP HR S P ERA WHIP	IP WLS BF H R ER SO BB IBB HBP BLK WP HR S P ERA WHIP	IP WLS BF H R ER SO BB IBB HBP BLK WP HR S P ERA WHIP	IP WLS BF H R ER SO BB IBB HBP BLK WP HR S P ERA WHIP	IP WLS BF H R ER SO BB IBB HBP BLK WP HR S P ERA WHIP	IP WLS BF H R ER SO BB IBB HBP BLK WP HR S P ERA WHIP	IP WLS BF H R ER SO BB IBB HBP BLK WP HR S P ERA WHIP	IP WLS BF H R ER SO BB IBB HBP BLK WP HR S P ERA WHIP	IP WLS BF H R ER SO BB IBB HBP BLK WP HR S P ERA WHIP	IP WLS BF H R ER SO BB IBB HBP BLK WP HR S P ERA WHIP	IP WLS BF H R ER SO BB IBB HBP BLK WP HR S P ERA WHIP
Bill North, S OBP: 0.373, SLG: 0.286 (1, 8)	F7			K					6-3	3	0	0	0	0	0	2	Montreal Expos @ San Francisco Giants Candlestick Park, San Francisco, CA Fri Sep 05 1980, 10:05 PM EDT Att: 7,698 - Unknown				
Fred Breining, R (7, 1)										0	0	0	0	0	0	0					
Philip Nastu, L (7, 1)										0	0	0	0	0	0	0					
Mike Rowland, R (9, 1)										0	0	0	0	0	0	0					
Jim Wohlford, R OBP: 0.307, SLG: 0.361 (9, PH)										1	0	0	0	0	0	0					
Max Venable, L OBP: 0.321, SLG: 0.289 (7, 8)	6-3			F8				F9		3	0	0	0	0	0	0					
Terry Whitfield, L OBP: 0.348, SLG: 0.401 (1, 7)	4-3			K				G6-4-3 1B		3	0	1	0	0	1	0					
Mike Ivie, R OBP: 0.286, SLG: 0.345 (1, 3)		6-3		6-3				G6-4-3		3	0	0	0	0	0	1					
Mitt May, L OBP: 0.317, SLG: 0.394 (1, 2)		1B				F8		G3		3	0	1	0	0	0	0					
Darrell Evans, L OBP: 0.347, SLG: 0.393 (1, 5)		K				K		F9		3	0	0	0	0	2	1					
Guy Sularz, R OBP: 0.125, SLG: 0.125 (1, 4)		6-3				5-3		6-3		3	0	0	0	0	0	1					
Joe Pettini, R OBP: 0.314, SLG: 0.321 (9, PH)				5-3				F8		2	0	0	0	0	0	0					
Larry Hemdon, R OBP: 0.275, SLG: 0.377 (9, PH)						5-3		F9		1	0	0	0	0	0	0					
John Montefusco, R OBP: 0.294, SLG: 0.333 (2, 1)				6-3						0	0	0	0	0	0	0					
Tom Griffin, R OBP: 0.222, SLG: 0.356 (3, PH)										0	0	0	0	0	0	0					
Joe Strain, R OBP: 0.325, SLG: 0.330 (4, 1)										1	0	0	0	0	0	0					
Randy Moffitt, R OBP: 0.325, SLG: 0.330 (4, 1)										0	0	0	0	0	0	0					
Chris Bourjos, R OBP: 0.425, SLG: 0.800 (7, 9)										2	0	0	0	0	0	0					
Inning Stats	R: 0 E: 0 K: 0 S: 3	H: 0 LOB: 0 BB: 0 P: 3	R: 0 E: 0 K: 1 S: 6	H: 1 LOB: 1 BB: 0 P: 6	R: 0 E: 0 K: 1 S: 5	H: 0 LOB: 0 BB: 0 P: 5	R: 0 E: 0 K: 1 S: 5	H: 0 LOB: 0 BB: 0 P: 5	R: 0 E: 0 K: 1 S: 3	H: 1 LOB: 0 BB: 0 P: 3	R: 0 E: 0 K: 0 S: 3	H: 0 LOB: 0 BB: 0 P: 3	R: 0 E: 0 K: 0 S: 3	H: 0 LOB: 0 BB: 0 P: 3	R: 0 E: 0 K: 0 S: 3	H: 0 LOB: 0 BB: 0 P: 3	1B: 2 2B: 0 3B: 0 HR: 0	SF: 0 SAC: 0 DP: 1 HBP: 0	WP: 0 PB: 0 SB: 0 CS: 0	PA: 28	
PITCHER	IP WLS BF H R ER SO BB IBB HBP BLK WP HR S P ERA WHIP	IP WLS BF H R ER SO BB IBB HBP BLK WP HR S P ERA WHIP	IP WLS BF H R ER SO BB IBB HBP BLK WP HR S P ERA WHIP	IP WLS BF H R ER SO BB IBB HBP BLK WP HR S P ERA WHIP	IP WLS BF H R ER SO BB IBB HBP BLK WP HR S P ERA WHIP	IP WLS BF H R ER SO BB IBB HBP BLK WP HR S P ERA WHIP	IP WLS BF H R ER SO BB IBB HBP BLK WP HR S P ERA WHIP	IP WLS BF H R ER SO BB IBB HBP BLK WP HR S P ERA WHIP	IP WLS BF H R ER SO BB IBB HBP BLK WP HR S P ERA WHIP	IP WLS BF H R ER SO BB IBB HBP BLK WP HR S P ERA WHIP	IP WLS BF H R ER SO BB IBB HBP BLK WP HR S P ERA WHIP	IP WLS BF H R ER SO BB IBB HBP BLK WP HR S P ERA WHIP	IP WLS BF H R ER SO BB IBB HBP BLK WP HR S P ERA WHIP	IP WLS BF H R ER SO BB IBB HBP BLK WP HR S P ERA WHIP	IP WLS BF H R ER SO BB IBB HBP BLK WP HR S P ERA WHIP	IP WLS BF H R ER SO BB IBB HBP BLK WP HR S P ERA WHIP	IP WLS BF H R ER SO BB IBB HBP BLK WP HR S P ERA WHIP	IP WLS BF H R ER SO BB IBB HBP BLK WP HR S P ERA WHIP	IP WLS BF H R ER SO BB IBB HBP BLK WP HR S P ERA WHIP	IP WLS BF H R ER SO BB IBB HBP BLK WP HR S P ERA WHIP	IP WLS BF H R ER SO BB IBB HBP BLK WP HR S P ERA WHIP
Steve Rogers, R ERA: 3.02	9.0	28	2	0	0	5	0	0	0	0	0	0	0	0	0	0	0.00	0.222			

Batter	1	2	3	4	5	6	7	8	9	AB	R	H	RBI	BB	SO	LOB	TOP			
Ron LeFlore, R OBP: 0.336, SLG: 0.354 Tim Wallach, R OBP: 1.000, SLG: 4.000	4-3		4-3 1B 2B	F9				HR		3	1	1	0	0	0	1	Montreal Expos @ San Francisco Giants Candlestick Park, San Francisco, CA Sat Sep 06 1980, 6:33 AM EDT Att: 6,653 - Unknown			
Rodney Scott, S OBP: 0.326, SLG: 0.309 Tim Raines, S OBP: 0.304, SLG: 0.059	4-3		4-3	E	1B			G4-6-3 BB		3	1	1	2	0	0	1				
Rowland Office, L OBP: 0.367, SLG: 0.449	1B		1B	E8	1B			G4-6-3 1-2		5	2	2	1	0	1	1				
Andre Dawson, R OBP: 0.361, SLG: 0.466 Jerry White, S OBP: 0.342, SLG: 0.411	1B		K	E	1B			F8		3	1	2	1	0	1	1				
Gary Carter, R OBP: 0.308, SLG: 0.441 Bobby Ramos, R OBP: 0.212, SLG: 0.138	L6		E	E8	1B			F8		4	1	2	0	0	0	3				
Warren Cromartie, L OBP: 0.353, SLG: 0.448 Willie Montanez, L OBP: 0.323, SLG: 0.351		F8	E1	E8	1B			F8		3	0	1	2	0	0	1				
Larry Parrish, R OBP: 0.323, SLG: 0.452 Brad Mills, L OBP: 0.311, SLG: 0.298	F8		F8	K				F4		3	0	0	0	0	1	3				
Chris Speier, R OBP: 0.319, SLG: 0.291 Tony Bernazard, S OBP: 0.276, SLG: 0.350	F9			E6	F9	SH3-4 1B		F9		3	1	0	0	0	0	0				
Scott Sanderson, R OBP: 0.091, SLG: 0.113 Bill Lee, L OBP: 0.216, SLG: 0.243			2B 4-3 BB	SH3-4	5-3			F8		2	1	0	0	1	0	0				
										0	0	0	0	0	0	0				
Inning Stats	R: 0 E: 0 K: 0 S: 5	H: 2 LOB: 2 BB: 0 P: 5	R: 0 E: 0 K: 0 S: 3	H: 0 LOB: 0 BB: 0 P: 3	R: 3 E: 1 K: 1 S: 9	H: 3 LOB: 2 BB: 1 P: 13	R: 5 E: 4 K: 1 S: 11	H: 4 LOB: 1 BB: 0 P: 11	R: 0 E: 0 K: 0 S: 5	H: 0 LOB: 1 BB: 1 P: 7	R: 0 E: 0 K: 0 S: 3	H: 0 LOB: 0 BB: 0 P: 3	R: 1 E: 0 K: 0 S: 3	H: 1 LOB: 0 BB: 1 P: 7	R: 0 E: 0 K: 0 S: 3	H: 0 LOB: 0 BB: 0 P: 3	1B: 8 2B: 1 3B: 0 HR: 1	SF: 0 SAC: 1 DP: 1 HBP: 0	WP: 0 PB: 0 SB: 0 CS: 0	PA: 43
PITCHER	IP WLS BF H R ER SO BB IBB HBP BLK WP HR S P ERA WHIP																			
Ed Whitson, R ERA: 3.05	(1, 1) 3.2 L 22 7 7 2 1 1 0 0 0 0 0 0 23 27 4.91 2.182																			
Gary Lavelle, L ERA: 3.22	(4, 1) 0.1 3 2 1 0 1 0 0 0 0 0 0 5 5 0.00 6.000																			
Bill Bordley, L ERA: 4.5	(5, 1) 3.0 11 0 0 0 1 2 0 0 0 0 0 11 19 0.00 0.667																			
Philip Nastu, L ERA: 6.0	(8, 1) 1.0 4 1 1 1 0 1 0 0 0 0 1 3 7 9.00 2.000																			
Bob Knepper, L ERA: 4.11	(9, 1) 1.0 3 0 0 0 0 0 0 0 0 0 0 3 3 0.00 0.000																			

Batter	1	2	3	4	5	6	7	8	9	AB	R	H	RBI	BB	SO	LOB	BOTTOM			
Darrell Evans, L OBP: 0.349, SLG: 0.395 Johnnie LeMaster, R OBP: 0.252, SLG: 0.311	4-3							4-3		3	0	1	0	1	0	0	Montreal Expos @ San Francisco Giants Candlestick Park, San Francisco, CA Sat Sep 06 1980, 6:33 AM EDT Att: 6,653 - Unknown			
Jim Wehlford, R OBP: 0.306, SLG: 0.358	F6		2B							4	0	1	0	0	0	2				
Terry Whitfield, L OBP: 0.343, SLG: 0.394	K			4-3				F8		4	0	0	0	0	2	1				
Mike Ivie, R OBP: 0.285, SLG: 0.344		1B		6-3				F8		4	0	1	0	0	0	0				
Mitt May, L OBP: 0.317, SLG: 0.392	F8			1B				F5		4	0	1	0	0	0	1				
Larry Hemdon, R OBP: 0.277, SLG: 0.378				1B				F7		4	0	2	0	0	0	0				
Guy Sularz, R OBP: 0.100, SLG: 0.100 Bill Bordley, R OBP: 0.286, SLG: 0.167 Max Venable, L OBP: 0.318, SLG: 0.286 Philip Nastu, L	G6-4-3			4-3				G3		2	0	0	0	0	0	4				
Bob Knepper, L OBP: 0.179, SLG: 0.206										0	0	0	0	0	0	0				
Joe Pettini, R OBP: 0.315, SLG: 0.322								F9		3	0	1	0	0	0	0				
Ed Whitson, R OBP: 0.093, SLG: 0.075 Gary Lavelle, S OBP: 0.284, SLG: 0.305			G2-6-4 1B					F7		1	0	0	0	0	0	1				
			G2-6-4 1-2					4-3		0	0	0	0	0	0	0				
										2	0	0	0	0	0	0				
Inning Stats	R: 0 E: 0 K: 1 S: 5	H: 0 LOB: 0 BB: 0 P: 5	R: 0 E: 0 K: 0 S: 4	H: 2 LOB: 1 BB: 0 P: 4	R: 0 E: 0 K: 0 S: 4	H: 2 LOB: 1 BB: 0 P: 4	R: 0 E: 0 K: 0 S: 5	H: 2 LOB: 2 BB: 0 P: 5	R: 0 E: 0 K: 0 S: 3	H: 0 LOB: 0 BB: 1 P: 7	R: 0 E: 0 K: 0 S: 3	H: 0 LOB: 0 BB: 0 P: 3	R: 0 E: 0 K: 1 S: 6	H: 1 LOB: 1 BB: 0 P: 6	R: 0 E: 0 K: 0 S: 3	H: 0 LOB: 0 BB: 0 P: 3	1B: 6 2B: 1 3B: 0 HR: 0	SF: 0 SAC: 0 DP: 2 HBP: 0	WP: 0 PB: 0 SB: 0 CS: 0	PA: 33
PITCHER	IP WLS BF H R ER SO BB IBB HBP BLK WP HR S P ERA WHIP																			
Scott Sanderson, R ERA: 3.11	(1, 1) 7.0 W 26 6 0 0 1 1 0 0 0 0 0 0 27 31 0.00 1.000																			
Bill Lee, L ERA: 5.42	(8, 1) 2.0 7 1 0 0 1 0 0 0 0 0 0 9 9 0.00 0.500																			



Batter	1	2	3	4	5	6	7	8	9	AB	R	H	RBI	BB	SO	LOB	TOP											
Jerry White, S OBP: 0.333, SLG: 0.398 Woodie Fryman, R OBP: 0.182, SLG: 0.182	F3		L6		F3		K			4	0	0	0	0	1	2	Montreal Expos @ San Francisco Giants Candlestick Park, San Francisco, CA Sun Sep 07 1980, 6:33 AM EDT Att: 8,314 - Unknown 											
Rodney Scott, S OBP: 0.327, SLG: 0.309	4-3		5-3		1B			4-3 BB		3	0	1	1	1	0	0												
Tim Wallach, R OBP: 0.400, SLG: 1.000 Warren Cromartie, L OBP: 0.353, SLG: 0.447 Bob Pate, R OBP: 0.324, SLG: 0.344	K		K		4-3			4-3		3	0	0	0	0	2	2												
Andre Dawson, R OBP: 0.362, SLG: 0.479		HR		F7		HR		6-3		4	2	2	2	0	0	1												
Gary Carter, R OBP: 0.308, SLG: 0.441		G3 2B		K		K		F8		4	0	1	0	0	2	1												
Willie Montanez, L OBP: 0.323, SLG: 0.349		G3		F7		CS BB		6-3		3	0	0	0	1	0	1												
Larry Parrish, R OBP: 0.320, SLG: 0.447		G3			K	6-3		K		4	0	0	0	0	2	2												
Chris Speier, R OBP: 0.322, SLG: 0.292 John Tamargo, S OBP: 0.265, SLG: 0.304					1B 1B		6-3	4-3		2	1	1	0	1	0	0												
Charlie Lea, R OBP: 0.121, SLG: 0.156 Ken Macha, R OBP: 0.374, SLG: 0.398 John D'Arquisto, R OBP: 0.305, SLG: 0.350 Fred Norman, S OBP: 0.141, SLG: 0.143 Elias Sosa, R OBP: 0.141, SLG: 0.143 Rowland Office, S OBP: 0.306, SLG: 0.447		6-3			1B 1B		5-3			1	0	0	0	0	0	2												
Inning Stats	R: 0 E: 0 K: 1 S: 5	H: 0 LOB: 0 BB: 0 P: 5	R: 1 E: 0 K: 0 S: 5	H: 2 LOB: 2 BB: 1 P: 9	R: 0 E: 0 K: 1 S: 5	H: 0 LOB: 0 BB: 0 P: 5	R: 0 E: 0 K: 1 S: 5	H: 0 LOB: 0 BB: 0 P: 5	R: 1 E: 0 K: 1 S: 8	H: 3 LOB: 2 BB: 0 P: 8	R: 1 E: 0 K: 1 S: 5	H: 1 LOB: 0 BB: 1 P: 9	R: 0 E: 0 K: 1 S: 5	H: 0 LOB: 1 BB: 0 P: 5	R: 0 E: 0 K: 1 S: 3	H: 0 LOB: 1 BB: 0 P: 7		R: 0 E: 0 K: 1 S: 5	H: 0 LOB: 0 BB: 0 P: 5	1B: 3 2B: 1 3B: 0 HR: 2	SF: 0 SAC: 0 DP: 0 HBP: 0	WP: 0 PB: 0 SB: 0 CS: 1	PA: 35					
PITCHER	IP	WLS	BF	H	R	ER	SO	BB	IBB	HBP	BLK	WP	HR	S	P	ERA	WHIP											
Vida Blue, L ERA: 2.91 Greg Minton, R ERA: 2.11	6.0	W	25	6	3	3	5	1	1	0	0	0	0	2	33	41	4.50	1.167										
	3.0	S	10	0	0	0	2	1	0	0	0	0	0	13	17	0.00	0.333											

Batter	1	2	3	4	5	6	7	8	9	AB	R	H	RBI	BB	SO	LOB	BOTTOM										
Larry Herndon, R OBP: 0.276, SLG: 0.376	5-3		K		K	4-3		FC6-4 1B		5	0	1	1	0	2	2	Montreal Expos @ San Francisco Giants Candlestick Park, San Francisco, CA Sun Sep 07 1980, 6:33 AM EDT Att: 8,314 - Unknown 										
Joe Pettini, R OBP: 0.310, SLG: 0.311	6-3			1B 2B BB	F8		K	FC6-4		4	1	0	0	1	1	2											
Terry Whitfield, L OBP: 0.342, SLG: 0.392	6-3			2B SF8 1B	K		G3			4	1	1	0	0	1	0											
Darrell Evans, L OBP: 0.351, SLG: 0.399		F2		SF8 1B 2B		SH1-4 BB E BB		1B		3	2	2	1	1	0	0											
Jim Wohlford, R OBP: 0.310, SLG: 0.360		1B		SF8		BB SH1-4		K		2	1	1	1	1	1	1											
Milt May, L OBP: 0.320, SLG: 0.395		F5		2-3 3-H	CS 1B	SH1-4		E5 FC1-5 1B		3	0	2	1	0	0	1											
Guy Sularz, R OBP: 0.286, SLG: 0.231				1-3 1B		E5 BB		FC1-5 1B BB		3	1	2	0	1	0	1											
Johnnie LeMaster, R OBP: 0.254, SLG: 0.309			5-3		1-2 IBB			FC1-5 1B BB		2	0	0	0	2	0	2											
Vida Blue, S OBP: 0.125, SLG: 0.098 Joe Strain, R OBP: 0.328, SLG: 0.330 Max Venable, L OBP: 0.314, SLG: 0.286 Greg Minton, S OBP: 0.222, SLG: 0.125			K		K		SF8	F9		2	0	0	0	0	2	2											
										0	0	0	0	1	0	0											
										1	0	0	0	0	0	2											
Inning Stats	R: 0 E: 0 K: 0 S: 3	H: 0 LOB: 0 BB: 0 P: 3	R: 0 E: 0 K: 0 S: 4	H: 2 LOB: 2 BB: 0 P: 4	R: 0 E: 0 K: 2 S: 7	H: 0 LOB: 0 BB: 0 P: 7	R: 3 E: 0 K: 1 S: 8	H: 4 LOB: 2 BB: 2 P: 16	R: 0 E: 0 K: 2 S: 7	H: 0 LOB: 0 BB: 0 P: 7	R: 2 E: 1 K: 0 S: 4	H: 0 LOB: 2 BB: 3 P: 16	R: 0 E: 0 K: 2 S: 8	H: 1 LOB: 1 BB: 0 P: 8	R: 1 E: 1 K: 0 S: 5	H: 2 LOB: 2 BB: 1 P: 9	R: 0 E: 0 K: 1 S: 3	H: 0 LOB: 0 BB: 0 P: 5	1B: 8 2B: 1 3B: 0 HR: 0	SF: 2 SAC: 1 DP: 0 HBP: 0	WP: 0 PB: 0 SB: 1 CS: 1	PA: 38					
PITCHER	IP	WLS	BF	H	R	ER	SO	BB	IBB	HBP	BLK	WP	HR	S	P	ERA	WHIP										
Charlie Lea, R ERA: 3.32 John D'Arquisto, R ERA: 3.55 Fred Norman, L ERA: 4.09 Elias Sosa, R ERA: 3.09 Woodie Fryman, L ERA: 2.15	4.0	L	5	0	2	0	2	2	0	0	0	0	0	7	15	0.00	2.000										
	0.1	3	0	0	0	0	0	1	0	0	0	0	0	2	6	0.00	3.000										
	0.2	2	0	0	0	0	0	0	0	0	0	0	0	2	2	0.00	0.000										
	2.0	10	3	1	1	2	1	0	0	0	0	0	0	13	17	4.50	2.000										

Batter	1	2	3	4	5	6	7	8	9	AB	R	H	RBI	BB	SO	LOB	TOP			
Mookie Wilson, S (1, 8) OBP: 0.290, SLG: 0.296	SH3-4 1B		F4			4-3		K		4	0	1	0	0	1	1	<p>New York Mets @ Montreal Expos</p> <p>Olympic Stadium, Montreal, QB</p> <p>Tue Sep 09 1980, 7:05 PM EDT</p> <p>Att: 27,659 - Unknown</p>			
Frank Taveras, R (1, 6) OBP: 0.309, SLG: 0.327	SH3-4		F8			6-3		FC4-6		3	0	0	0	0	0	1				
Lee Mazzilli, S (1, 3) OBP: 0.363, SLG: 0.431	F6		F8			G3			1B	4	0	1	0	0	0	1				
Claudell Washington, L (1, 9) OBP: 0.336, SLG: 0.476	F6			F8			SH1-4 2B		K	4	0	1	0	0	1	2				
Steve Henderson, R (1, 7) OBP: 0.371, SLG: 0.405		K			G6-4-3 BB		SH1-4 2-3		K	2	0	0	0	1	2	1				
Elliott Maddox, R (1, 5) OBP: 0.341, SLG: 0.328					G6-4-3 1-2f		5-3		F3	3	0	0	0	1	0	3				
Alex Trevino, R (1, 2) OBP: 0.298, SLG: 0.297							5-3			3	0	1	0	0	0	2				
Wally Backman, S (1, 4) OBP: 0.360, SLG: 0.333						FC6-4 1B		F7		3	0	1	0	0	0	1				
Pat Zachry, R (1, 1) OBP: 0.067, SLG: 0.047										2	0	0	0	0	1	3				
Dyar Miller, R (7, 1) Mike Jorgensen, L (8, PH) Neil Allen, R (8, 1) OBP: 0.350, SLG: 0.363 OBP: 0.200, SLG: 0.143		K				G1-6-3 1-2f		FC4-6 BB		0	0	0	0	0	0	0				
Inning Stats	R: 0 E: 0 K: 0 S: 4	H: 1 LOB: 1 BB: 0 P: 4	R: 0 E: 0 K: 2 S: 8	H: 1 LOB: 2 BB: 1 P: 12	R: 0 E: 0 K: 0 S: 3	H: 0 LOB: 0 BB: 0 P: 3	R: 0 E: 0 K: 0 S: 2	H: 0 LOB: 0 BB: 1 P: 6	R: 0 E: 0 K: 0 S: 3	H: 1 LOB: 0 BB: 0 P: 3	R: 0 E: 0 K: 0 S: 3	H: 0 LOB: 0 BB: 0 P: 3	R: 0 E: 0 K: 1 S: 5	H: 0 LOB: 1 BB: 1 P: 9	R: 0 E: 0 K: 2 S: 8	H: 1 LOB: 1 BB: 0 P: 8	1B: 4 2B: 1 3B: 0 HR: 0	SF: 0 SAC: 2 DP: 2 HBP: 0	WP: 0 PB: 0 SB: 1 CS: 0	PA: 33
PITCHER Steve Rogers, R (1, 1) ERA: 2.9	IP: 9.0 WLS: W BF: 33	H: 5 R: 0 ER: 0 SO: 5	BB: 3 IBB: 0 HBP: 0 BLK: 0	WP: 0 HR: 0 S: 40 P: 52	ERA: 0.00 WHIP: 0.889	PITCHER										ERA: 0.00 WHIP: 0.889				

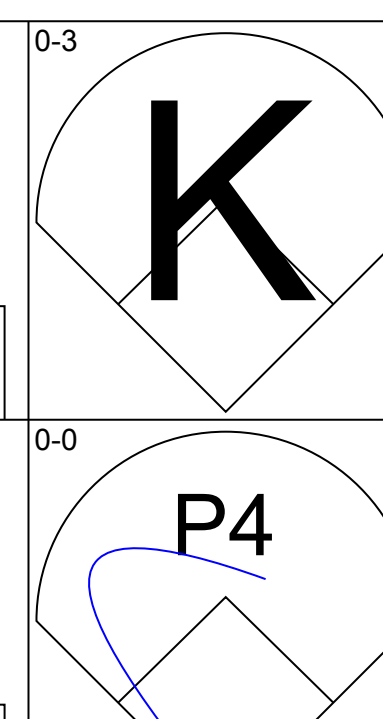
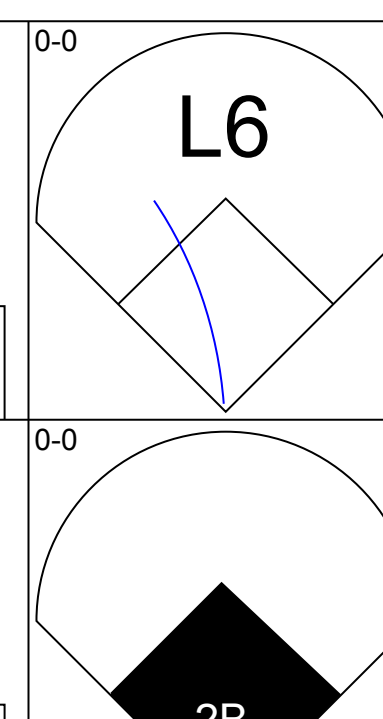
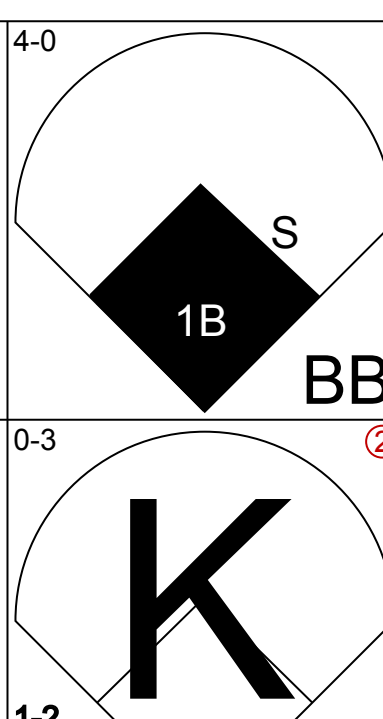
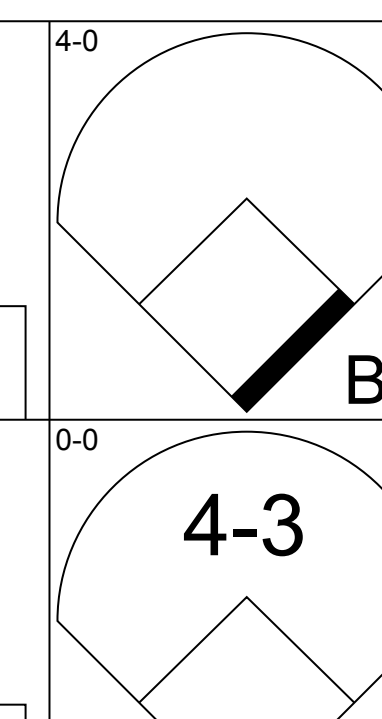
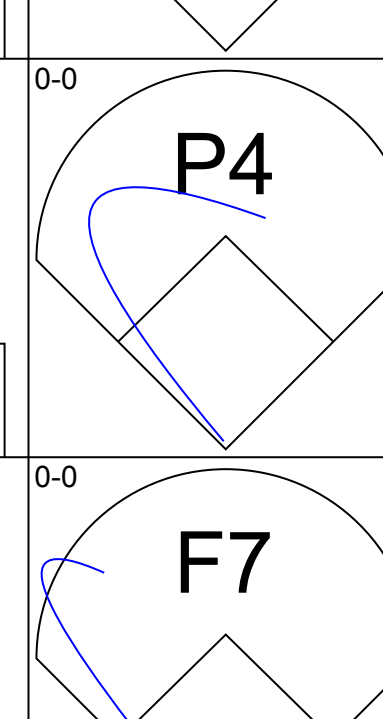
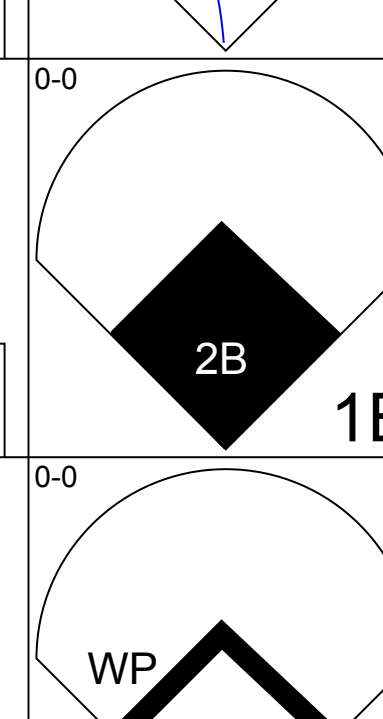
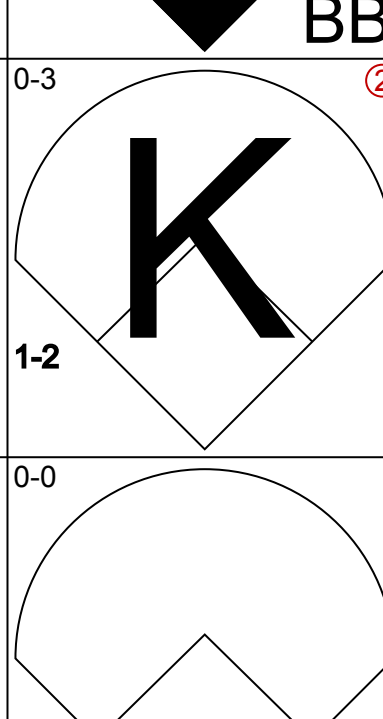
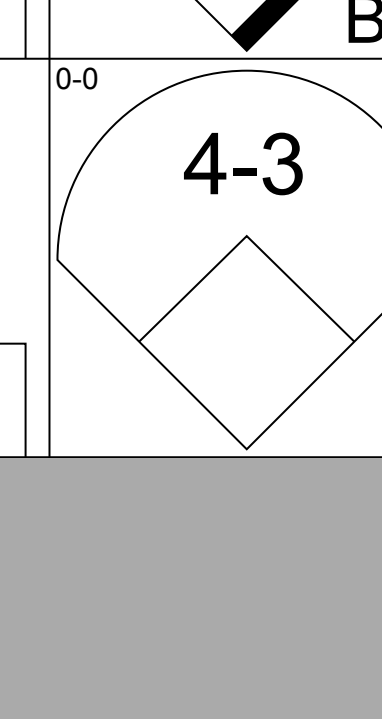
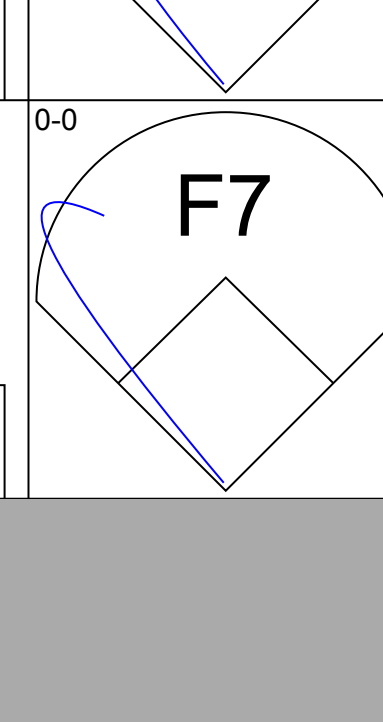
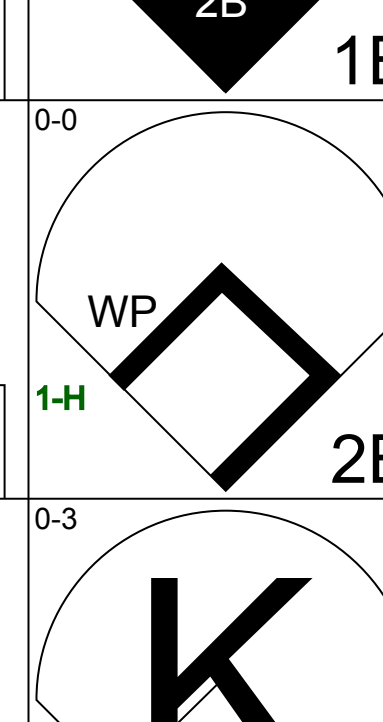
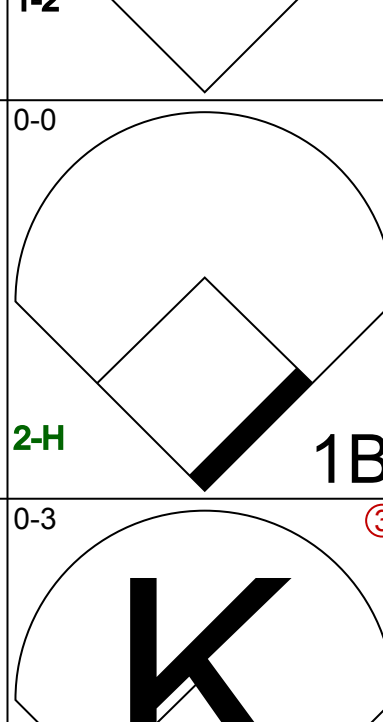

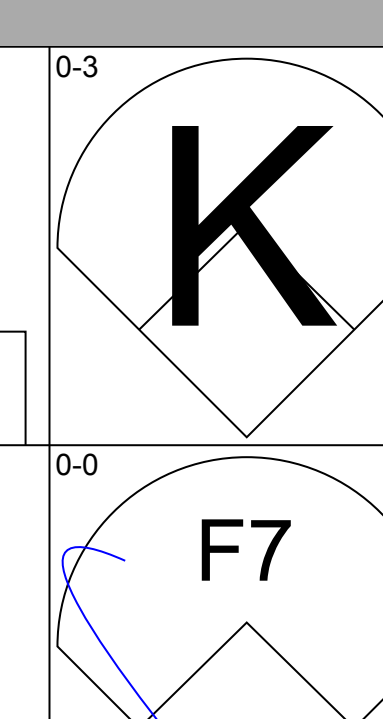
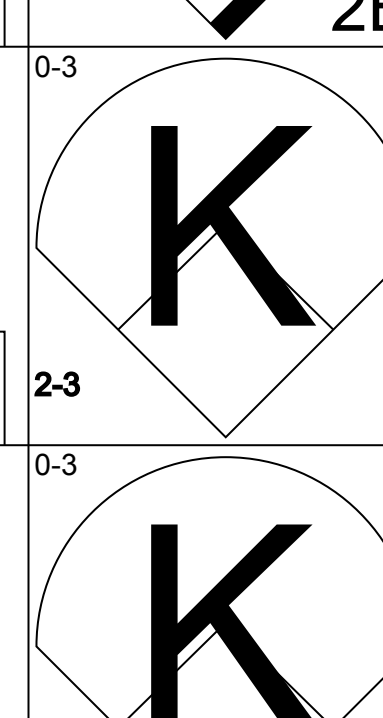



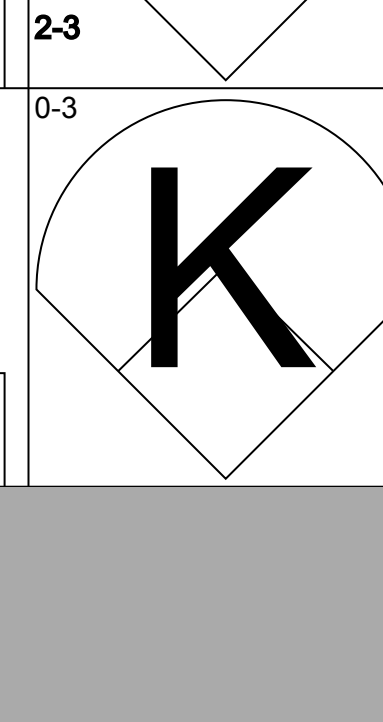
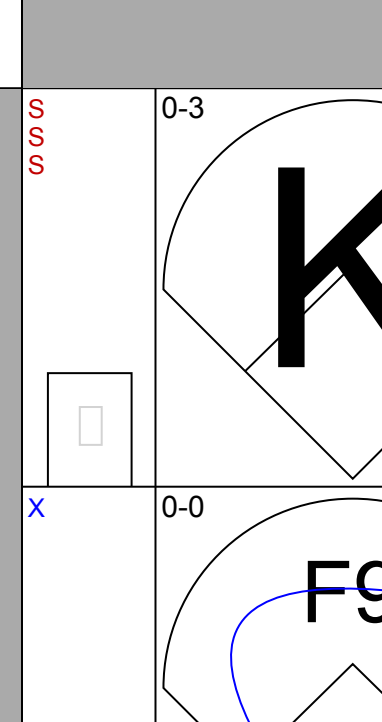
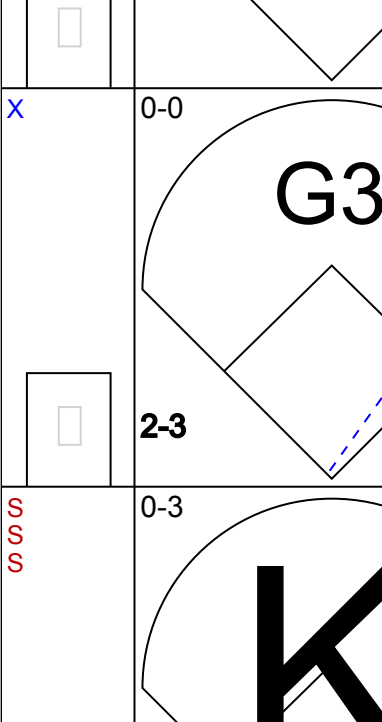

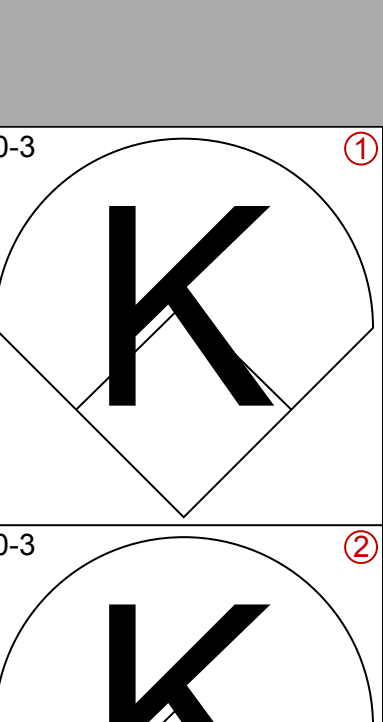
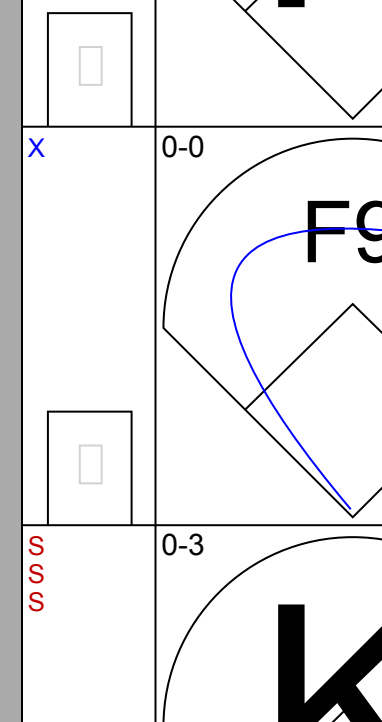
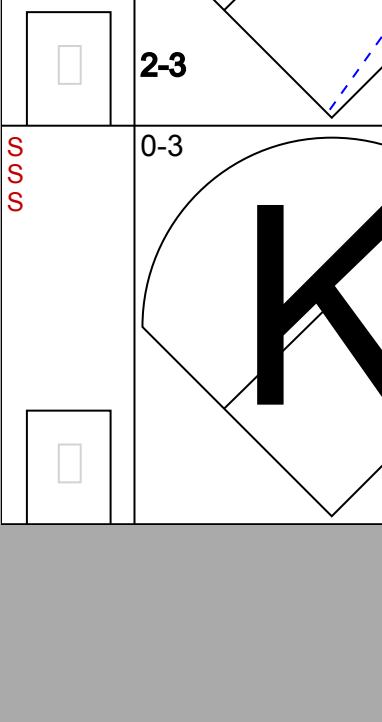
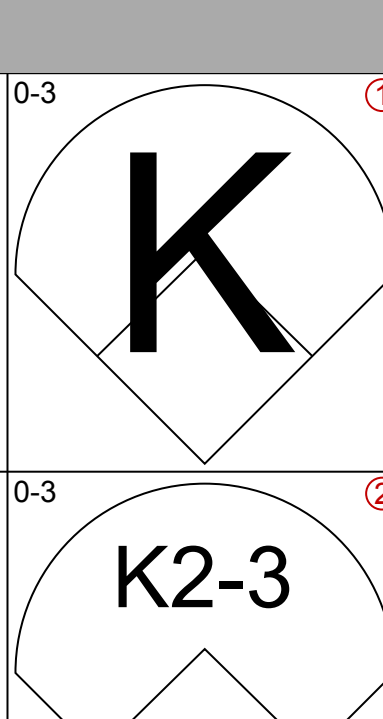
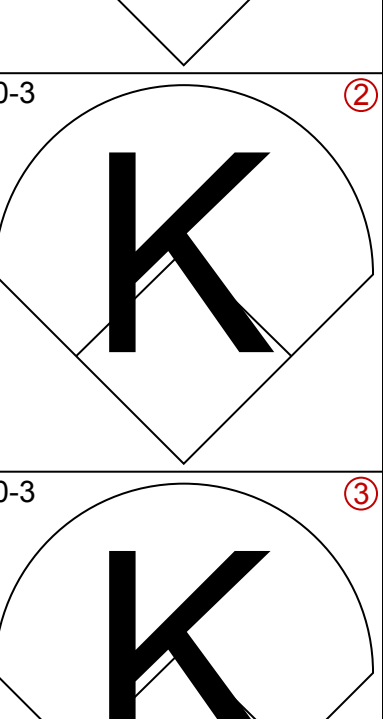
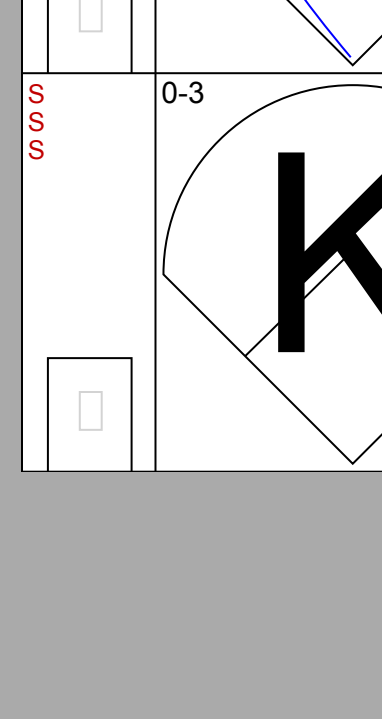
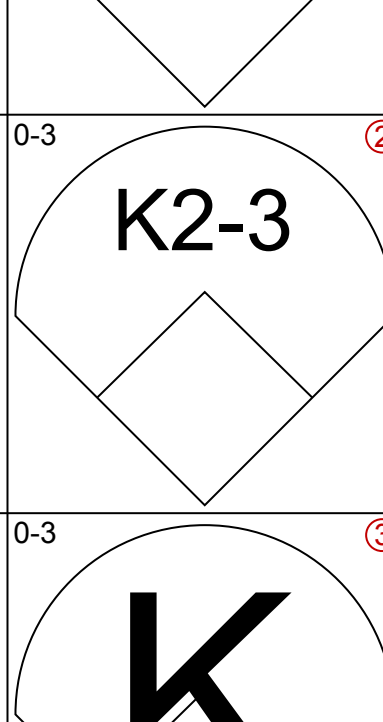
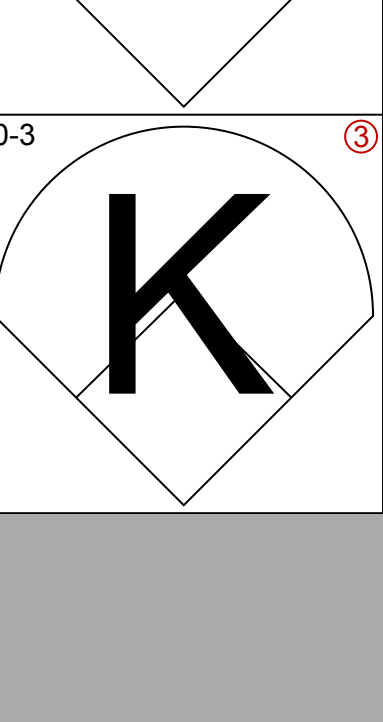
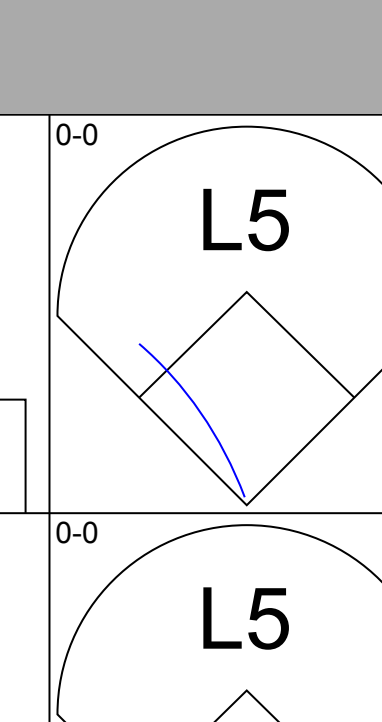
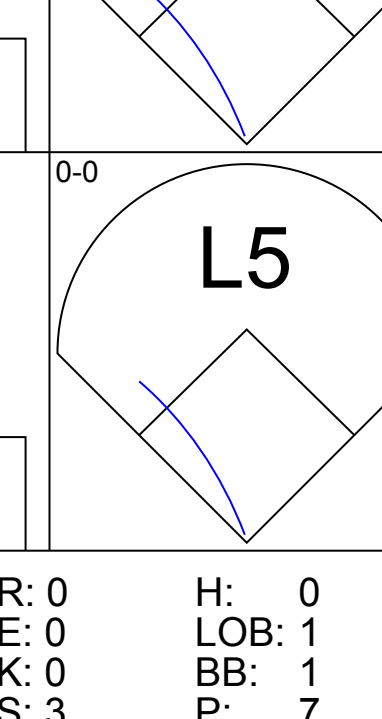
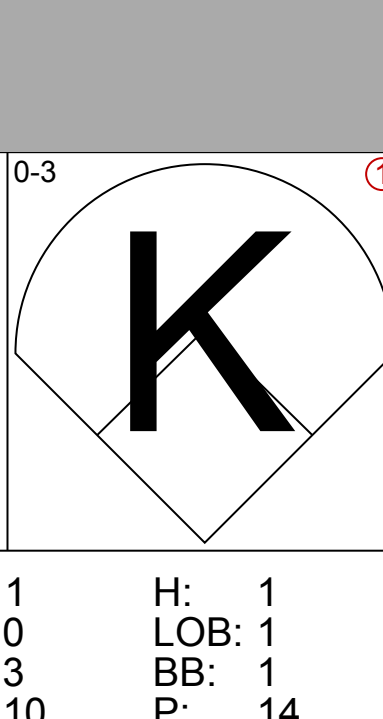
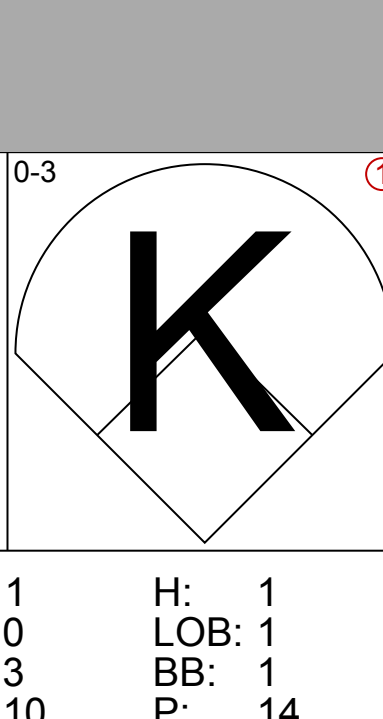
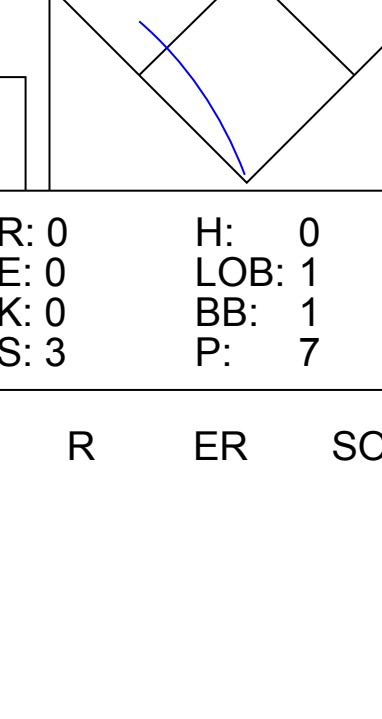
AB 28
R 0
H 5
RBI 0
BB 3
SO 5
LOB 15

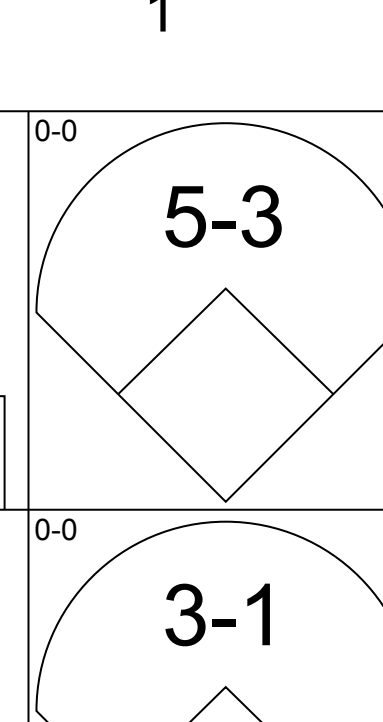
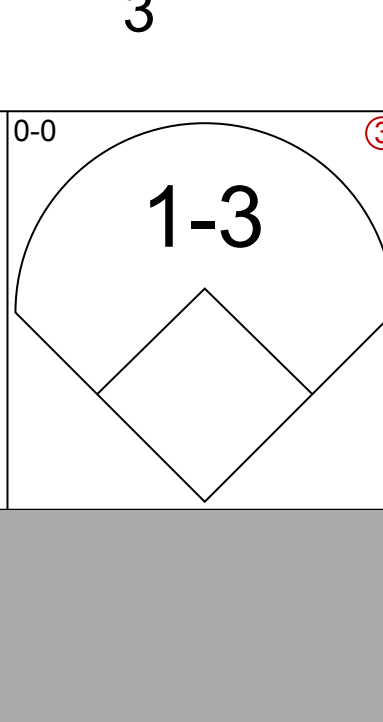
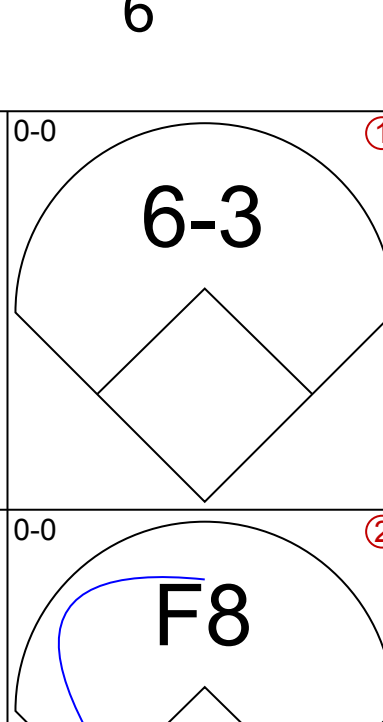
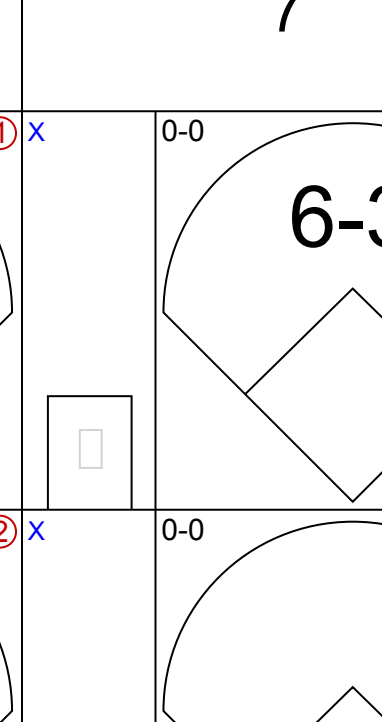
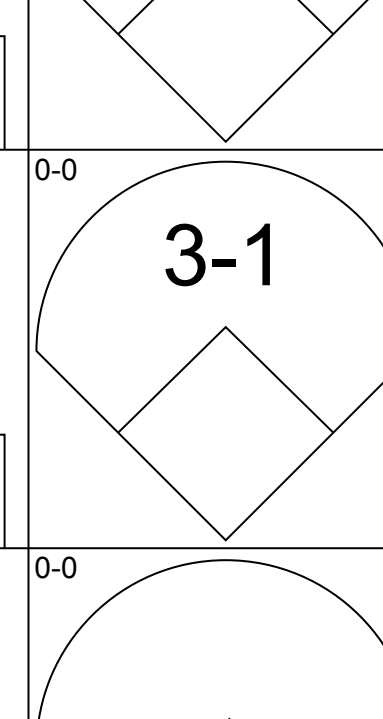
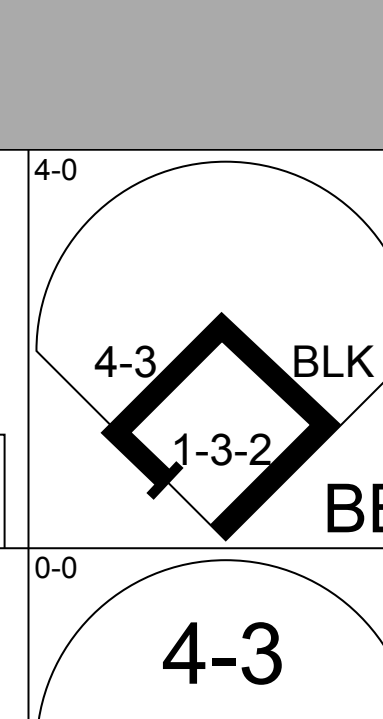
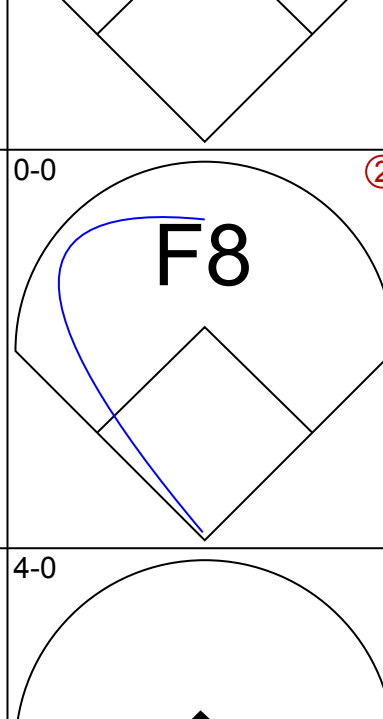
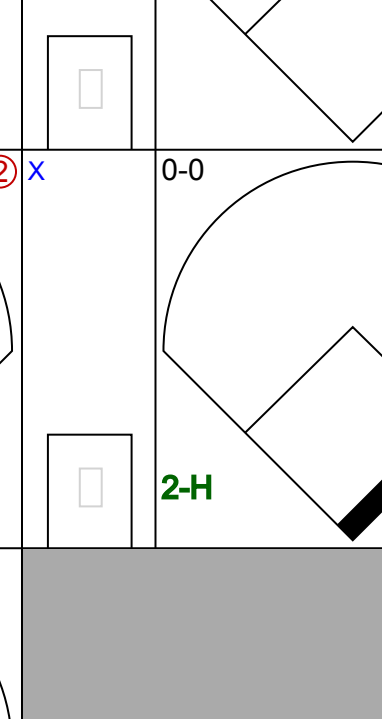
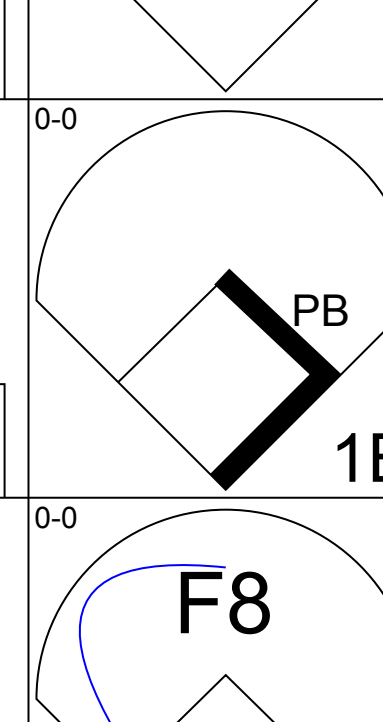
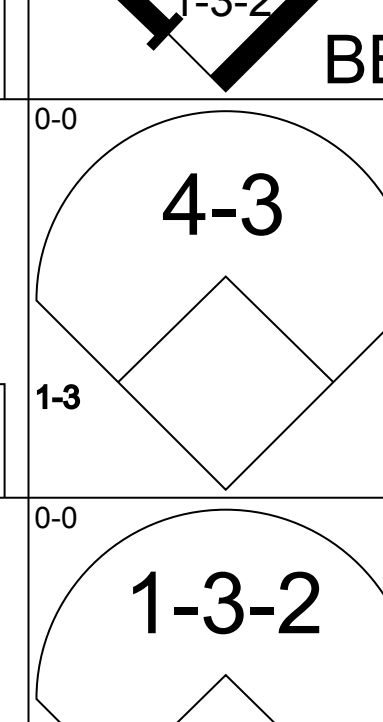
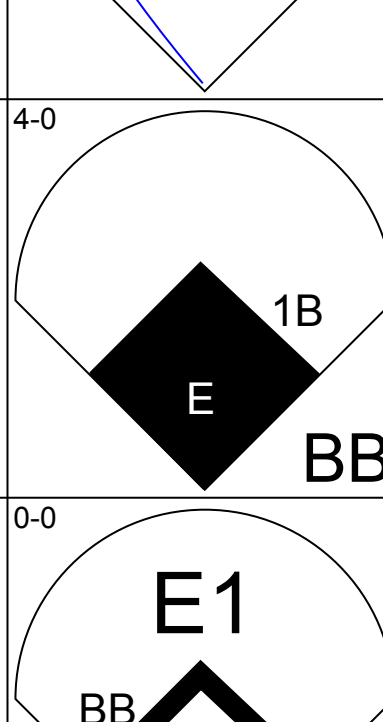
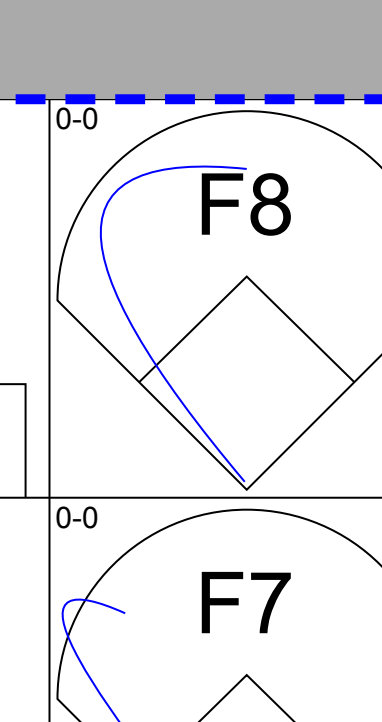
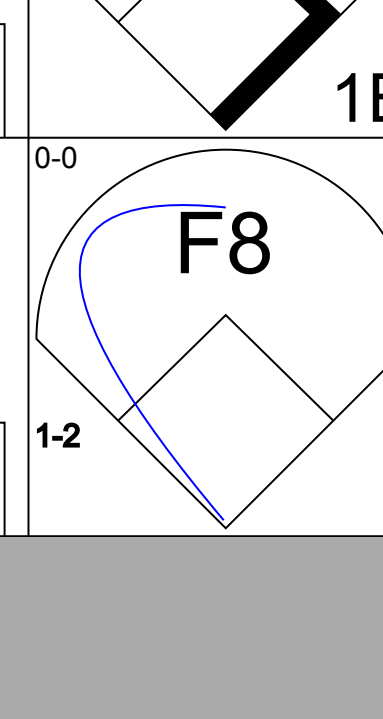
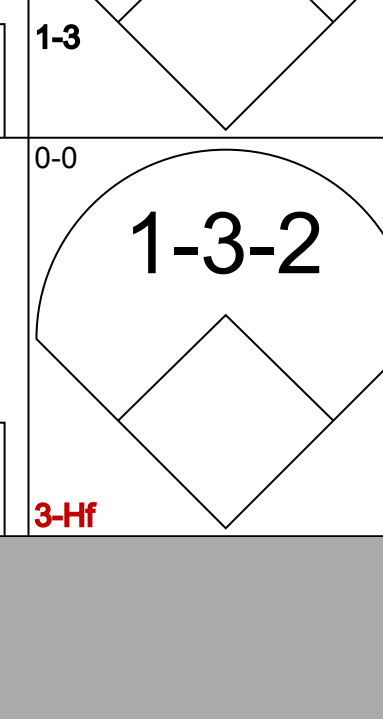
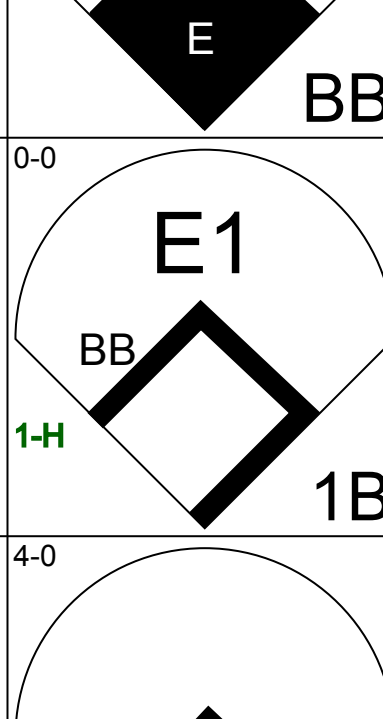
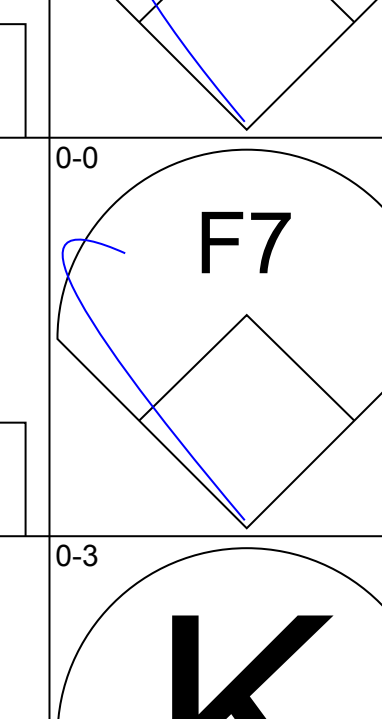
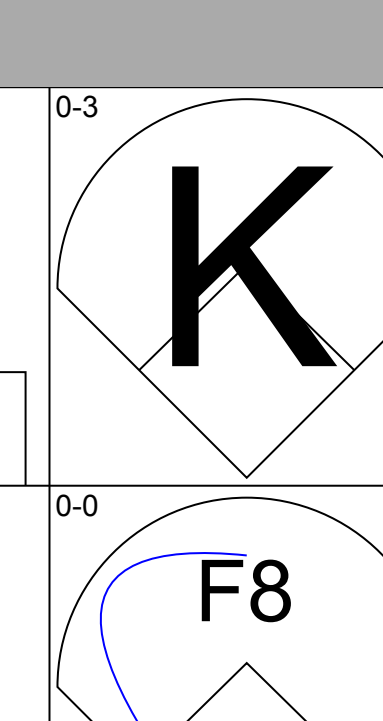
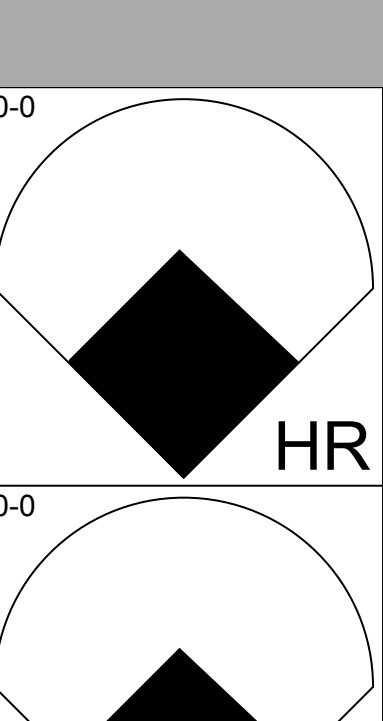
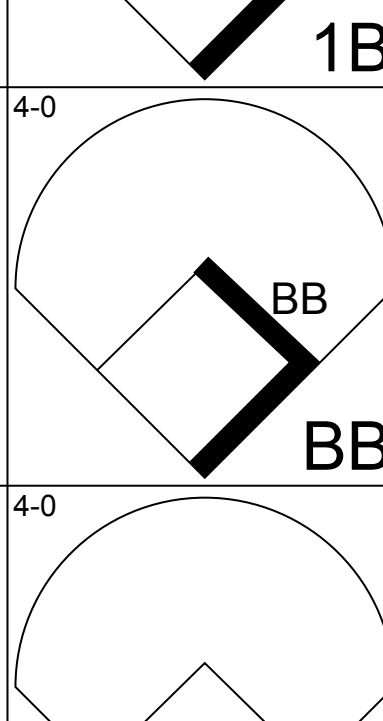
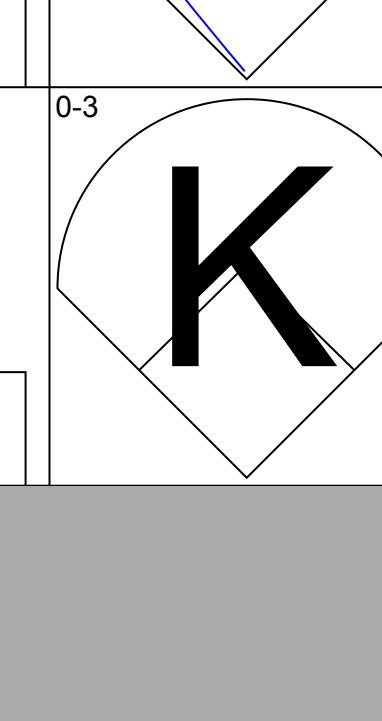

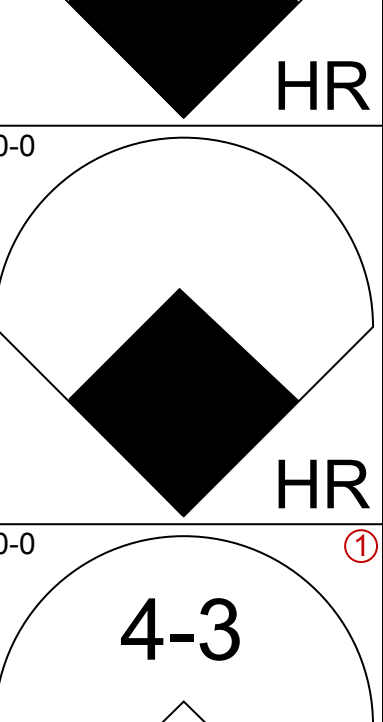
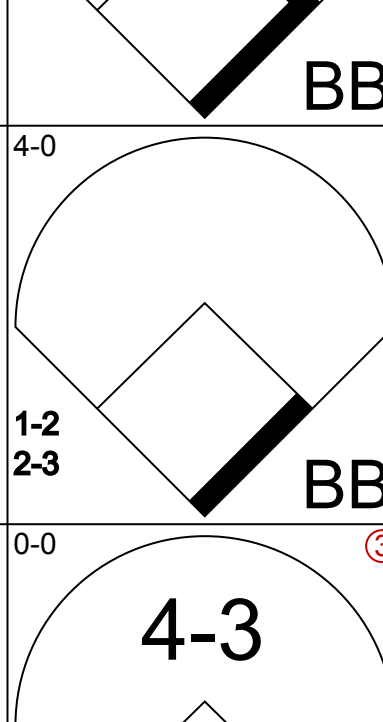

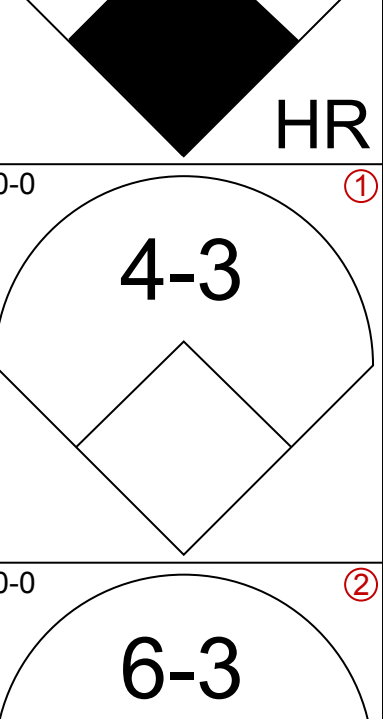
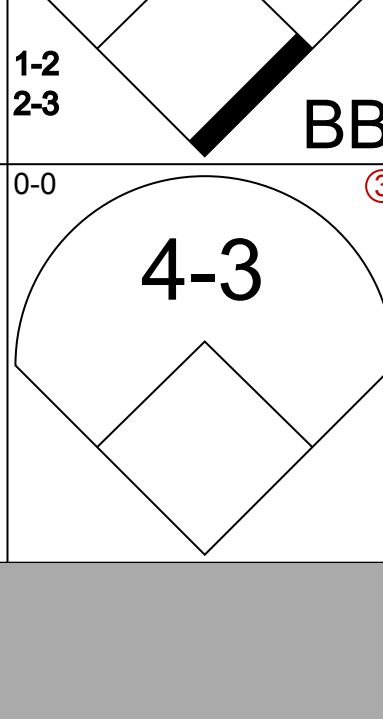
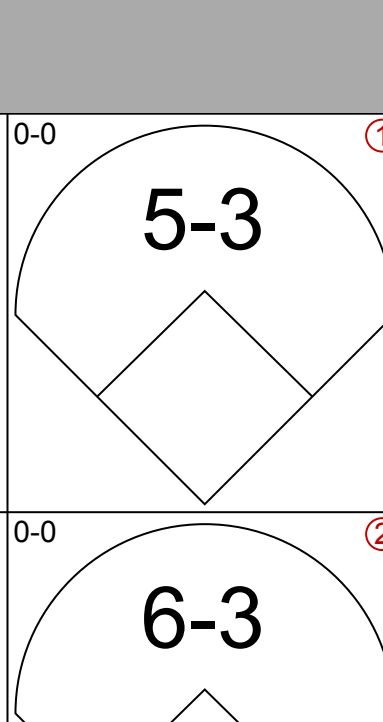
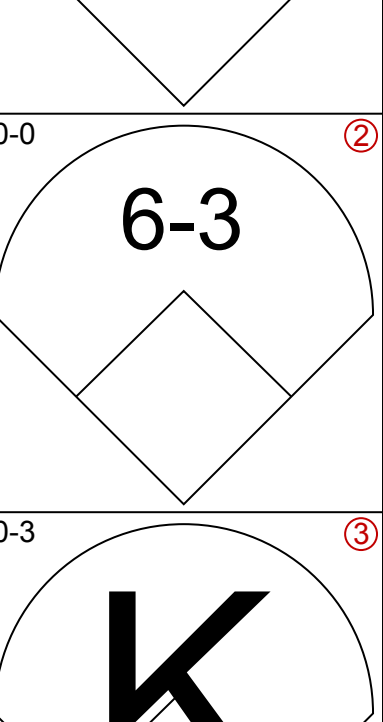
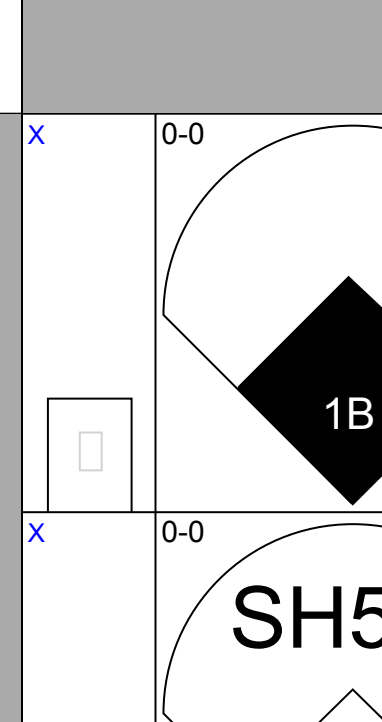
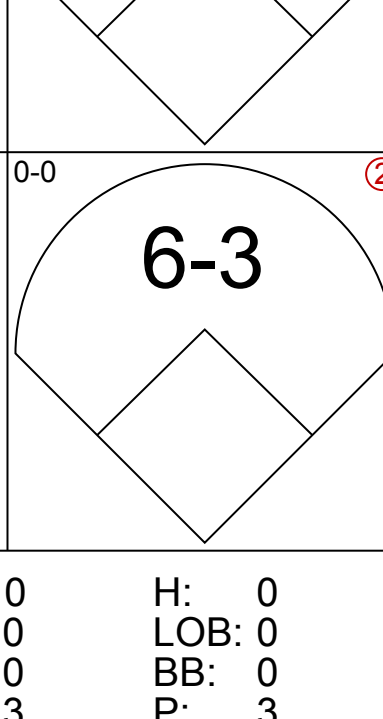
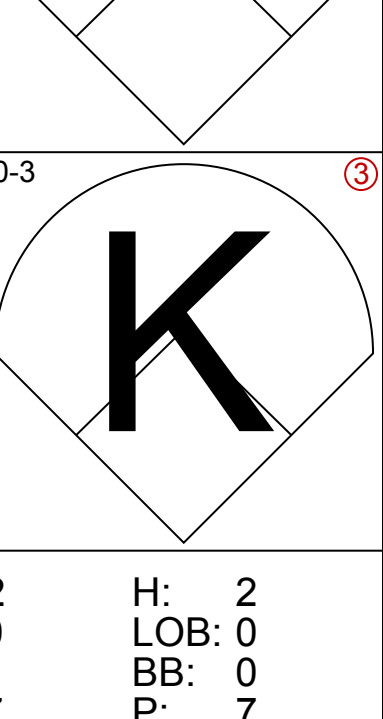
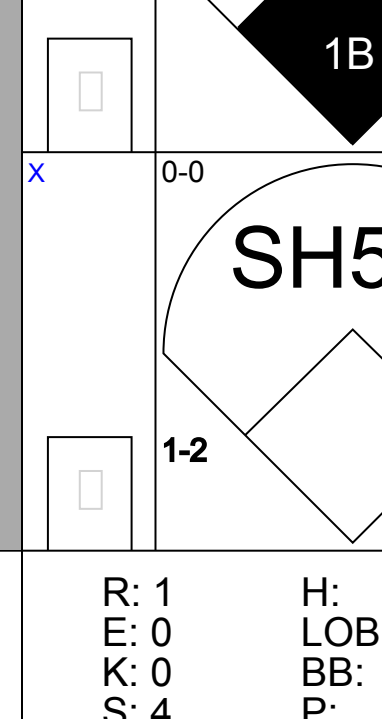


Batter	1	2	3	4	5	6	7	8	9	AB	R	H	RBI	BB	SO	LOB	BOTTOM			
Ron LeFlore, R (1, 7) OBP: 0.337, SLG: 0.359	F9		F8							4	0	2	2	0	0	1	<p>New York Mets @ Montreal Expos</p> <p>Olympic Stadium, Montreal, QB</p> <p>Tue Sep 09 1980, 7:05 PM EDT</p> <p>Att: 27,659 - Unknown</p>			
Jerry White, S (9, 7) OBP: 0.333, SLG: 0.398					S 1B					0	0	0	0	0	0	0				
Rodney Scott, S (1, 4) OBP: 0.325, SLG: 0.307	K		K		1-3 1-2					4	0	0	0	0	3	3				
Rowland Office, L (1, 9) OBP: 0.372, SLG: 0.445						F5 1B		FC6-4 BB		1	0	0	0	3	0	0				
Andre Dawson, R (1, 8) OBP: 0.360, SLG: 0.475	F9		FC6-4 1-2f			6-3		FC6-4 1-2f		4	0	0	0	0	0	5				
Gary Carter, R (1, 2) OBP: 0.309, SLG: 0.440			1-3		G6-4-3 BB			F8		3	0	1	0	1	0	0				
Warren Cromartie, L (1, 3) OBP: 0.364, SLG: 0.455					F8		CS 1B	K		4	1	2	1	0	1	1				
Larry Parrish, R (1, 5) OBP: 0.317, SLG: 0.442					G6-4-3 1-2f			HR		4	0	0	0	0	0	2				
Chris Speier, R (1, 6) OBP: 0.322, SLG: 0.293			K			1-3		BB 3B 1B		3	1	1	0	0	1	1				
Steve Rogers, R (1, 1) OBP: 0.273, SLG: 0.176						F3		BB 3B BB		2	1	1	0	1	0	0				
Inning Stats	R: 0 E: 0 K: 1 S: 5	H: 0 LOB: 1 BB: 1 P: 9	R: 0 E: 0 K: 1 S: 6	H: 1 LOB: 1 BB: 0 P: 6	R: 0 E: 0 K: 1 S: 6	H: 1 LOB: 2 BB: 1 P: 10	R: 0 E: 0 K: 0 S: 2	H: 0 LOB: 0 BB: 1 P: 6	R: 0 E: 0 K: 0 S: 4	H: 1 LOB: 1 BB: 0 P: 4	R: 0 E: 0 K: 0 S: 3	H: 1 LOB: 0 BB: 0 P: 3	R: 3 E: 0 K: 1 S: 8	H: 3 LOB: 2 BB: 2 P: 16	R: 0 E: 0 K: 1 S: 5	H: 0 LOB: 0 BB: 0 P: 5	1B: 4 2B: 1 3B: 1 HR: 1	SF: 0 SAC: 0 DP: 1 HBP: 0	WP: 0 PB: 0 SB: 1 CS: 1	PA: 35
PITCHER Pat Zachry, R (1, 1) ERA: 2.84 Dyar Miller, R (7, 1) ERA: 2.2 Neil Allen, R (8, 1) ERA: 3.31	IP: 6.1 WLS: L BF: 27	H: 6 R: 3 ER: 3 SO: 3	BB: 4 IBB: 0 HBP: 0 BLK: 0	WP: 0 HR: 1 S: 29 P: 45	ERA: 4.26 WHIP: 1.579	PITCHER										ERA: 0.00 WHIP: 3.000				

AB 29
R 3
H 7
RBI 3
BB 5
SO 5
LOB 13



Batter	1	2	3	4	5	6	7	8	9	AB	R	H	RBI	BB	SO	LOB	TOP					
Ivan De Jesus, R (1,6) OBP: 0.332, SLG: 0.338										2	1	0	0	2	1	0	Chicago Cubs @ Montreal Expos Olympic Stadium, Montreal, QB Wed Sep 10 1980, 3:33 AM EDT Att: 17,874 - Unknown					
Lenny Randle, S (1,5) OBP: 0.341, SLG: 0.368										4	1	1	0	0	1	2						
Bill Buckner, L (1,3) OBP: 0.353, SLG: 0.456										4	0	3	2	0	0	0						
Jerry Martin, R (1,8) OBP: 0.285, SLG: 0.420										4	0	0	0	0	4	3						
Larry Bittner, L (1,9) OBP: 0.296, SLG: 0.322										4	0	0	0	0	2	2						
Jim Tracy, L (1,7) OBP: 0.333, SLG: 0.417										4	0	0	0	0	3	1						
Tim Blackwell, S (1,2) OBP: 0.347, SLG: 0.401										3	0	0	0	0	3	0						
Steve Dillard, R (1,4) OBP: 0.287, SLG: 0.329										2	0	0	0	0	2	0						
Jesus Figueroa, L (8, PH) OBP: 0.296, SLG: 0.302										1	0	0	0	0	0	0						
Mick Kelleher, R (8,4) OBP: 0.264, SLG: 0.200										0	0	0	0	0	0	0						
Rick Reuschel, R (1,1) OBP: 0.184, SLG: 0.240										2	0	0	0	0	2	0						
Mike Vail, R (8, PH) OBP: 0.323, SLG: 0.393										1	0	0	0	0	0	0						
Dick Tidrow, R (8,1) OBP: 0.264, SLG: 0.200										0	0	0	0	0	0	0						
Inning Stats	R: 0 E: 0 K: 1 S: 5	H: 0 LOB: 0 BB: 0 P: 5	R: 0 E: 0 K: 2 S: 7	H: 0 LOB: 0 BB: 0 P: 7	R: 0 E: 0 K: 3 S: 9	H: 0 LOB: 0 BB: 0 P: 9	R: 1 E: 0 K: 2 S: 9	H: 2 LOB: 1 BB: 0 P: 9	R: 0 E: 0 K: 3 S: 9	H: 0 LOB: 0 BB: 0 P: 9	R: 1 E: 0 K: 3 S: 10	H: 1 LOB: 1 BB: 1 P: 14	R: 0 E: 0 K: 2 S: 7	H: 0 LOB: 0 BB: 0 P: 7	R: 0 E: 0 K: 0 S: 3	H: 0 LOB: 1 BB: 1 P: 7	R: 0 E: 0 K: 2 S: 8	H: 1 LOB: 1 BB: 0 P: 8	1B: 2 2B: 2 3B: 0 HR: 0	SF: 0 SAC: 0 DP: 0 HBP: 0	WP: 1 PB: 0 SB: 1 CS: 0	PA: 33
PITCHER Bill Gullickson, R (1,1) ERA: 3.21	IP: 9.0 WLS: W BF: 33	H: 4 R: 2 ER: 2 SO: 18	BB: 2 IBB: 0 HBP: 0 BLK: 0	WP: 1 HR: 0 S: 67 P: 75	ERA: 2.00 WHIP: 0.667	PITCHER										IP: 9.0 WLS: W BF: 33	H: 4 R: 2 ER: 2 SO: 18	BB: 2 IBB: 0 HBP: 0 BLK: 0	WP: 1 HR: 0 S: 67 P: 75	ERA: 2.00 WHIP: 0.667		

Batter	1	2	3	4	5	6	7	8	9	AB	R	H	RBI	BB	SO	LOB	BOTTOM			
Ron LeFlore, R (1,7) OBP: 0.334, SLG: 0.356										4	0	0	0	0	0	1	Chicago Cubs @ Montreal Expos Olympic Stadium, Montreal, QB Wed Sep 10 1980, 3:33 AM EDT Att: 17,874 - Unknown			
Rodney Scott, S (1,4) OBP: 0.326, SLG: 0.307										3	0	1	1	1	0	0				
Rowland Office, L (1,9) OBP: 0.374, SLG: 0.443										3	1	1	0	1	0	1				
Andre Dawson, R (1,8) OBP: 0.359, SLG: 0.473										4	0	1	0	0	0	2				
Gary Carter, R (1,2) OBP: 0.310, SLG: 0.446										3	1	1	1	1	2	0				
Warren Cromartie, L (1,3) OBP: 0.355, SLG: 0.461										2	1	1	1	1	0	0				
Larry Parrish, R (1,5) OBP: 0.315, SLG: 0.438										3	0	0	0	0	0	3				
Chris Speier, R (1,6) OBP: 0.322, SLG: 0.293										3	1	1	0	0	0	0				
Bill Gullickson, R (1,1) OBP: 0.182, SLG: 0.188										2	0	0	0	0	1	0				
Inning Stats	R: 0 E: 0 K: 0 S: 4	H: 1 LOB: 1 BB: 0 P: 4	R: 0 E: 0 K: 1 S: 5	H: 0 LOB: 0 BB: 0 P: 5	R: 0 E: 0 K: 0 S: 3	H: 0 LOB: 0 BB: 0 P: 3	R: 0 E: 0 K: 0 S: 2	H: 0 LOB: 1 BB: 0 P: 6	R: 2 E: 0 K: 1 S: 7	H: 2 LOB: 0 BB: 0 P: 7	R: 1 E: 0 K: 0 S: 4	H: 1 LOB: 3 BB: 3 P: 16	R: 1 E: 0 K: 0 S: 4	H: 2 LOB: 1 BB: 0 P: 4	R: 0 E: 0 K: 1 S: 5	H: 0 LOB: 0 BB: 0 P: 5		1B: 4 2B: 1 3B: 0 HR: 2	SF: 0 SAC: 1 DP: 1 HBP: 0	WP: 0 PB: 1 SB: 0 CS: 0
PITCHER Rick Reuschel, R (1,1) ERA: 3.38	IP: 7.0 WLS: L BF: 29	H: 6 R: 4 ER: 4 SO: 2	BB: 4 IBB: 4 HBP: 4 BLK: 2	WP: 0 HR: 2 S: 29 P: 45	ERA: 5.14 WHIP: 1.429	PITCHER										IP: 7.0 WLS: L BF: 29	H: 6 R: 4 ER: 4 SO: 2	BB: 4 IBB: 4 HBP: 4 BLK: 2	WP: 0 HR: 2 S: 29 P: 45	ERA: 5.14 WHIP: 1.429
Dick Tidrow, R (8,1) ERA: 2.7	IP: 1.0 WLS: L BF: 3	H: 0 R: 0 ER: 0 SO: 1	BB: 0 IBB: 0 HBP: 0 BLK: 0	WP: 0 HR: 0 S: 5 P: 5	ERA: 0.00 WHIP: 0.000	PITCHER										IP: 1.0 WLS: L BF: 3	H: 0 R: 0 ER: 0 SO: 1	BB: 0 IBB: 0 HBP: 0 BLK: 0	WP: 0 HR: 0 S: 5 P: 5	ERA: 0.00 WHIP: 0.000

AB	31
R	2
H	4
RBI	2
BB	2
SO	18
LOB	8



AB	27
R	4
H	6
RBI	3
BB	4
SO	3
LOB	7



Batter	1	2	3	4	5	6	7	8	9	AB	R	H	RBI	BB	SO	LOB	TOP			
Omar Moreno, L (1, 8) OBP: 0.312, SLG: 0.338										4	0	1	0	0	1	0				
Tim Foli, R (1, 6) OBP: 0.303, SLG: 0.339										3	0	0	0	1	0	1				
Dave Parker, L (1, 9) OBP: 0.337, SLG: 0.472										4	0	1	0	0	1	2				
Mike Easter, L (1, 7) OBP: 0.373, SLG: 0.564										4	0	1	0	0	1	2				
Bill Madlock, R (1, 5) OBP: 0.336, SLG: 0.378										4	0	1	0	0	0	1				
John Milner, L (1, 3) OBP: 0.371, SLG: 0.370										4	0	0	0	0	0	3				
Ed Ott, L (1, 2) OBP: 0.325, SLG: 0.373										3	0	1	0	0	0	1				
Phil Garner, R (1, 4) OBP: 0.314, SLG: 0.361										3	0	0	0	0	0	1				
Rick Rhoden, R (1, 1) OBP: 0.424, SLG: 0.594										2	0	0	0	0	0	0				
Bernie Carbo, L (8, PH) OBP: 0.250, SLG: 0.143										1	0	0	0	0	1	0				
Enrique Romo, R (8, 1) OBP: 0.500, SLG: 0.400										0	0	0	0	0	0	0				
Inning Stats	R: 0 E: 0 K: 0 S: 3	H: 0 LOB: 1 BB: 1 P: 7	R: 0 E: 0 K: 0 S: 4	H: 1 LOB: 1 BB: 0 P: 4	R: 0 E: 0 K: 1 S: 4	H: 1 LOB: 0 BB: 0 P: 4	R: 0 E: 0 K: 1 S: 5	H: 0 LOB: 0 BB: 0 P: 5	R: 0 E: 0 K: 2 S: 7	H: 0 LOB: 0 BB: 0 P: 7	R: 0 E: 0 K: 0 S: 4	H: 1 LOB: 1 BB: 0 P: 4	R: 0 E: 0 K: 1 S: 5	H: 0 LOB: 0 BB: 0 P: 5	R: 0 E: 0 K: 0 S: 5	H: 2 LOB: 2 BB: 0 P: 5	1B: 3 2B: 1 3B: 1 HR: 0	SF: 0 SAC: 0 DP: 0 HBP: 0	WP: 0 PB: 0 SB: 0 CS: 0	PA: 33
PITCHER Scott Sanderson, R (1, 1) ERA: 2.96	IP: 9.0 WLS: W BF: 33 H: 5 R: 0 ER: 0 SO: 4 BB: 1 IBB: 0 HBP: 0 BLK: 0 WP: 0 HR: 0 S: 40 P: 44 ERA: 0.00 WHIP: 0.667															PITCHER				

Pittsburgh Pirates @ Montreal Expos
Olympic Stadium, Montreal, QB
Fri Sep 12 1980, 7:05 PM EDT
Att: 36,992 - Unknown

AB	32
R	0
H	5
RBI	0
BB	1
SO	4
LOB	11



Batter	1	2	3	4	5	6	7	8	9	AB	R	H	RBI	BB	SO	LOB	BOTTOM			
Rodney Scott, S (1, 4) OBP: 0.323, SLG: 0.302										4	0	0	0	0	0	0				
Rowland Office, L (1, 9) OBP: 0.365, SLG: 0.439										4	0	0	0	0	2	0				
Andre Dawson, R (1, 8) OBP: 0.355, SLG: 0.468										4	0	1	0	0	1	0				
Willie Montanez, L (1, 3) OBP: 0.322, SLG: 0.348										3	0	1	0	0	0	1				
Gary Carter, R (1, 2) OBP: 0.318, SLG: 0.457										1	1	1	0	2	0	0				
Warren Cromartie, L (1, 7) OBP: 0.364, SLG: 0.461										3	0	1	0	0	0	4				
Larry Parrish, R (1, 5) OBP: 0.317, SLG: 0.439										3	0	1	1	0	1	2				
Chris Speier, R (1, 6) OBP: 0.324, SLG: 0.294										3	0	0	0	0	0	2				
Scott Sanderson, R (1, 1) OBP: 0.086, SLG: 0.107										3	0	0	0	0	2	0				
Inning Stats	R: 0 E: 0 K: 1 S: 5	H: 0 LOB: 0 BB: 0 P: 5	R: 1 E: 0 K: 0 S: 4	H: 2 LOB: 1 BB: 1 P: 8	R: 0 E: 0 K: 2 S: 7	H: 0 LOB: 0 BB: 0 P: 7	R: 0 E: 0 K: 1 S: 6	H: 1 LOB: 2 BB: 1 P: 10	R: 0 E: 0 K: 0 S: 3	H: 0 LOB: 0 BB: 0 P: 3	R: 0 E: 0 K: 0 S: 5	H: 2 LOB: 2 BB: 0 P: 5	R: 0 E: 0 K: 1 S: 5	H: 0 LOB: 0 BB: 0 P: 5	R: 0 E: 0 K: 1 S: 5	H: 0 LOB: 0 BB: 0 P: 5	1B: 4 2B: 1 3B: 0 HR: 0	SF: 0 SAC: 0 DP: 1 HBP: 0	WP: 0 PB: 0 SB: 0 CS: 0	PA: 30
PITCHER Rick Rhoden, R (1, 1) ERA: 3.92	IP: 7.0 WLS: L BF: 27 H: 5 R: 1 ER: 1 SO: 5 BB: 2 IBB: 0 HBP: 0 BLK: 0 WP: 0 HR: 0 S: 35 P: 43 ERA: 1.29 WHIP: 1.000															PITCHER				
Enrique Romo, R (8, 1) ERA: 3.14	IP: 1.0 WLS: L BF: 3 H: 0 R: 0 ER: 0 SO: 1 BB: 0 IBB: 0 HBP: 0 BLK: 0 WP: 0 HR: 0 S: 5 P: 5 ERA: 0.00 WHIP: 0.000															PITCHER				

Pittsburgh Pirates @ Montreal Expos
Olympic Stadium, Montreal, QB
Fri Sep 12 1980, 7:05 PM EDT
Att: 36,992 - Unknown

AB	28
R	1
H	5
RBI	1
BB	2
SO	6
LOB	9



Batter	1	2	3	4	5	6	7	8	9	AB	R	H	RBI	BB	SO	LOB	TOP			
Omar Moreno, L (1.8) OBP: 0.312, SLG: 0.337										3	0	0	0	0	1	0				
Tim Foli, R (1.6) OBP: 0.301, SLG: 0.336										4	0	0	0	0	0	1				
Dave Parker, L (1.9) OBP: 0.337, SLG: 0.472										4	1	1	0	0	0	0				
Mike Easter, L (1.7) OBP: 0.377, SLG: 0.574										3	3	2	1	1	0	0				
Bill Madlock, R (1.5) OBP: 0.335, SLG: 0.377										4	0	1	0	0	0	3				
John Milner, L (1.3) OBP: 0.377, SLG: 0.377										4	0	3	2	0	0	0				
Ed Ott, L (1.2) OBP: 0.322, SLG: 0.369										4	0	0	1	0	0	3				
Phil Garner, R (1.4) OBP: 0.313, SLG: 0.361										4	0	1	0	0	0	1				
Don Robinson, R (1.1) OBP: 0.319, SLG: 0.447										4	0	0	0	0	0	2				
Inning Stats	R: 0 E: 0 K: 0 S: 3	H: 0 LOB: 0 BB: 0 P: 3	R: 1 E: 0 K: 0 S: 4	H: 1 LOB: 0 BB: 0 P: 4	R: 0 E: 0 K: 0 S: 3	H: 0 LOB: 0 BB: 0 P: 3	R: 0 E: 0 K: 0 S: 4	H: 2 LOB: 1 BB: 0 P: 4	R: 0 E: 0 K: 1 S: 5	H: 0 LOB: 0 BB: 0 P: 5	R: 1 E: 0 K: 0 S: 4	H: 1 LOB: 1 BB: 1 P: 8	R: 0 E: 0 K: 0 S: 3	H: 0 LOB: 1 BB: 0 P: 4	R: 2 E: 0 K: 0 S: 7	H: 4 LOB: 2 BB: 0 P: 7	1B: 6 2B: 1 3B: 0 HR: 1	SF: 0 SAC: 0 DP: 0 HBP: 1	WP: 0 PB: 0 SB: 2 CS: 0	PA: 36
PITCHER	IP	WLS	BF	H	R	ER	SO	BB	IBB	HBP	BLK	WP	HR	S	P	ERA	WHIP			
Steve Rogers, R (1.1) ERA: 2.88	8.0	L	29	4	2	2	1	1	0	1	0	0	1	29	34	2.25	0.625			
Woodie Fryman, L (9.1) ERA: 2.33	1.0		7	4	2	2	0	0	0	0	0	0	0	7	7	18.00	4.000			

Pittsburgh Pirates @ Montreal Expos
Olympic Stadium, Montreal, QB
Sat Sep 13 1980, 3:33 AM EDT
Att: 51,305 - Unknown

AB 34
R 4
H 8
RBI 4
BB 1
SO 1
LOB 10



Batter	1	2	3	4	5	6	7	8	9	AB	R	H	RBI	BB	SO	LOB	BOTTOM					
Rodney Scott, S (1.4) OBP: 0.320, SLG: 0.299										4	0	0	0	0	0	2						
Rowland Office, L (1.9) OBP: 0.363, SLG: 0.436										4	0	1	0	0	0	1						
Andre Dawson, R (1.8) OBP: 0.352, SLG: 0.465										4	0	0	0	0	1	1						
Willie Montanez, L (1.3) OBP: 0.322, SLG: 0.347										4	0	1	0	0	2	1						
Gary Carter, R (1.2) OBP: 0.316, SLG: 0.454										3	0	0	0	0	0	1						
Warren Cromartie, L (1.7) OBP: 0.354, SLG: 0.460										3	0	1	0	0	1	0						
Larry Parrish, R (1.5) OBP: 0.314, SLG: 0.436										3	0	0	0	0	2	2						
Chris Speier, R (1.6) OBP: 0.327, SLG: 0.295										2	0	1	0	1	0	0						
Tim Raines, S (8, PR) OBP: 0.304, SLG: 0.059										0	0	0	0	0	0	0						
Jerry Manuel, S (9.6)										0	0	0	0	0	0	0						
Steve Rogers, R (1.1) OBP: 0.266, SLG: 0.171										2	0	0	0	0	2	1						
John Tamargo, S (8, PH) OBP: 0.260, SLG: 0.298										1	0	0	0	0	0	1						
Woodie Fryman, R (9.1) OBP: 0.167, SLG: 0.167										0	0	0	0	0	0	0						
Inning Stats	R: 0 E: 0 K: 0 S: 3	H: 0 LOB: 0 BB: 0 P: 3	R: 0 E: 0 K: 2 S: 7	H: 0 LOB: 0 BB: 0 P: 7	R: 0 E: 0 K: 2 S: 7	H: 0 LOB: 0 BB: 0 P: 7	R: 0 E: 0 K: 1 S: 6	H: 1 LOB: 1 BB: 0 P: 6	R: 0 E: 0 K: 0 S: 3	H: 0 LOB: 0 BB: 0 P: 3	R: 0 E: 0 K: 1 S: 6	H: 1 LOB: 1 BB: 0 P: 6	R: 0 E: 0 K: 2 S: 9	H: 2 LOB: 2 BB: 0 P: 9	R: 0 E: 0 K: 0 S: 2	H: 0 LOB: 1 BB: 1 P: 6	R: 0 E: 0 K: 0 S: 3	H: 0 LOB: 0 BB: 0 P: 3	1B: 4 2B: 0 3B: 0 HR: 0	SF: 0 SAC: 0 DP: 0 HBP: 0	WP: 0 PB: 0 SB: 0 CS: 0	PA: 31
PITCHER	IP	WLS	BF	H	R	ER	SO	BB	IBB	HBP	BLK	WP	HR	S	P	ERA	WHIP					
Don Robinson, R (1.1) ERA: 4.03	9.0	W	31	4	0	0	8	1	0	0	0	0	0	46	50	0.00	0.556					

Pittsburgh Pirates @ Montreal Expos
Olympic Stadium, Montreal, QB
Sat Sep 13 1980, 3:33 AM EDT
Att: 51,305 - Unknown

AB 30
R 0
H 4
RBI 0
BB 1
SO 8
LOB 10



Batter	1	2	3	4	5	6	7	8	9	AB	R	H	RBI	BB	SO	LOB	TOP					
Omar Moreno, L (1.8) OBP: 0.310, SLG: 0.334	0-0 P6		0-0 3-1			0-0 P6		0-0 F9		4	0	0	0	0	0	0						
Tim Foli, R (1.6) OBP: 0.298, SLG: 0.333	0-0 P4			0-0 F8		0-0 F9		0-0 F8		4	0	0	0	0	0	0						
Dave Parker, L (1.9) OBP: 0.336, SLG: 0.470	0-3 K			0-0 F9		0-0 1B			0-3 K	4	0	1	0	0	2	0						
Mike Easter, L (1.7) OBP: 0.375, SLG: 0.570		0-0 F7		0-0 BB 1B		0-0 F8			0-0 F8	4	0	1	0	0	0	1						
Bill Madlock, R (1.5) OBP: 0.335, SLG: 0.374		0-0 F7		4-0 BB 1B			0-0 F8		0-0 5-3	3	0	0	0	1	0	0						
John Milner, L (1.3) OBP: 0.380, SLG: 0.379		4-0 BB		0-0 F8			0-0 FC3-6 1B			2	0	1	0	1	0	2						
Ed Ott, L (1.2) OBP: 0.319, SLG: 0.365		0-0 F8			0-0 G3		0-0 FC3-6 1B			3	0	0	0	0	0	2						
Phil Garner, R (1.4) OBP: 0.312, SLG: 0.359			0-0 G3		0-0 F9		0-0 F3			3	0	0	0	0	0	1						
John Candelaria, L (1.1) OBP: 0.200, SLG: 0.157			0-3 K		0-0 1-3			0-0 F5		2	0	0	0	0	1	0						
Enrique Romo, R (7.1) OBP: 0.500, SLG: 0.400										0	0	0	0	0	0	0						
Grant Jackson, S (7.1)										0	0	0	0	0	0	0						
Bernie Carbo, L (8, PH) OBP: 0.235, SLG: 0.133										1	0	0	0	0	0	0						
Kent Tekulve, R (8.1)										0	0	0	0	0	0	0						
Inning Stats	R: 0 E: 0 K: 1 S: 5	H: 0 LOB: 0 BB: 0 P: 5	R: 0 E: 0 K: 0 S: 3	H: 0 LOB: 1 BB: 1 P: 7	R: 0 E: 0 K: 1 S: 5	H: 0 LOB: 0 BB: 0 P: 5	R: 0 E: 0 K: 0 S: 4	H: 1 LOB: 2 BB: 1 P: 8	R: 0 E: 0 K: 0 S: 3	H: 0 LOB: 0 BB: 0 P: 3	R: 0 E: 0 K: 0 S: 4	H: 1 LOB: 1 BB: 0 P: 4	R: 0 E: 0 K: 0 S: 4	H: 1 LOB: 1 BB: 0 P: 4	R: 0 E: 0 K: 0 S: 3	H: 0 LOB: 0 BB: 0 P: 3	R: 0 E: 0 K: 1 S: 5	H: 0 LOB: 0 BB: 0 P: 5	1B: 3 2B: 0 3B: 0 HR: 0	SF: 0 SAC: 0 DP: 0 HBP: 0	WP: 0 PB: 0 SB: 0 CS: 0	PA: 32
PITCHER Bill Gullickson, R (1.1) ERA: 2.98	IP: 9.0 WLS: W BF: 32 H: 3 R: 0 ER: 0 SO: 3 BB: 2 IBB: 0 HBP: 0 BLK: 0 WP: 0 HR: 0 S: 36 P: 44 ERA: 0.00 WHIP: 0.556																					

Pittsburgh Pirates @ Montreal Expos
Olympic Stadium, Montreal, QB
Sun Sep 14 1980, 3:33 AM EDT
Att: 56,137 - Unknown


AB 30
R 0
H 3
RBI 0
BB 2
SO 3
LOB 6



Batter	1	2	3	4	5	6	7	8	9	AB	R	H	RBI	BB	SO	LOB	BOTTOM			
Jerry White, S (1.7) OBP: 0.340, SLG: 0.404	0-0 3B 1B	0-0 FC4 1B		0-3 K			0-0 SH FC6-4			3	1	2	0	0	1	0				
Rodney Scott, S (1.4) OBP: 0.320, SLG: 0.303	0-0 1B 3B	0-0 P4		0-0 F2			0-0 F9			4	1	1	1	0	0	4				
Andre Dawson, R (1.8) OBP: 0.351, SLG: 0.463	0-0 1B 5-3 1B	0-0 FC4			0-0 F9		0-0 FC6-4 BB BB			4	1	1	1	0	0	4				
Ellis Valentine, R (1.9) OBP: 0.366, SLG: 0.521	0-0 G3 5-3 1B		0-0 P4		0-0 5-3		4-0 PO BB			3	0	1	0	1	0	0				
Gary Carter, R (1.2) OBP: 0.315, SLG: 0.451	0-0 5-3		0-0 5-3		0-0 P4		4-0 BB			3	0	0	2	1	0	1				
Warren Cromartie, L (1.3) OBP: 0.355, SLG: 0.460	0-0 G3		0-0 BB 1B			0-3 K	0-0 PO	0-0 CS 1B 1B		4	0	2	0	0	1	1				
Larry Parrish, R (1.5) OBP: 0.314, SLG: 0.432	0-0 1-3		4-0 BB 1B		0-0 FC6 BB		0-0 F8	0-0 P3		3	0	0	0	1	0	2				
Chris Speier, R (1.6) OBP: 0.329, SLG: 0.298		0-0 1B 1B		0-0 FC6			0-0 4-3			4	0	2	0	0	0	2				
Bill Gullickson, R (1.1) OBP: 0.189, SLG: 0.194		0-3 K		0-0 F9			0-0 FC6-4 SH BB 1B	0-0 4-3		4	1	1	0	0	1	3				
Inning Stats	R: 3 E: 0 K: 0 S: 7	H: 4 LOB: 1 BB: 0 P: 7	R: 0 E: 0 K: 1 S: 7	H: 2 LOB: 0 BB: 0 P: 7	R: 0 E: 0 K: 0 S: 4	H: 1 LOB: 2 BB: 1 P: 8	R: 0 E: 0 K: 1 S: 5	H: 0 LOB: 0 BB: 0 P: 5	R: 0 E: 0 K: 0 S: 3	H: 0 LOB: 0 BB: 0 P: 3	R: 1 E: 1 K: 0 S: 4	H: 1 LOB: 2 BB: 2 P: 12	R: 0 E: 0 K: 0 S: 4	H: 2 LOB: 1 BB: 0 P: 4	R: 0 E: 0 K: 0 S: 4	H: 2 LOB: 1 BB: 0 P: 4	1B: 9 2B: 0 3B: 1 HR: 0	SF: 0 SAC: 1 DP: 0 HBP: 0	WP: 0 PB: 0 SB: 0 CS: 1	PA: 37
PITCHER John Candelaria, L (1.1) ERA: 3.86	IP: 0.0 WLS: L BF: 31 H: 8 R: 4 ER: 3 SO: 3 BB: 2 IBB: 0 HBP: 0 BLK: 0 WP: 0 HR: 0 S: 35 P: 43 ERA: 4.05 WHIP: 1.500																			
Enrique Romo, R (7.1) ERA: 3.14	0.0	1	0	0	0	0	1	0	0	0	0	0	0	0	0	4	∞			
Grant Jackson, L (7.1) ERA: 2.91	0.1	0	0	0	0	0	0	0	0	0	0	0	0	0	0	0.00	0.000			
Kent Tekulve, R (8.1) ERA: 3.25	1.0	4	2	0	0	0	0	0	0	0	0	0	0	0	4	4	0.00	2.000		

Pittsburgh Pirates @ Montreal Expos
Olympic Stadium, Montreal, QB
Sun Sep 14 1980, 3:33 AM EDT
Att: 56,137 - Unknown

AB 32
R 4
H 10
RBI 4
BB 3
SO 3
LOB 17



Batter	1	2	3	4	5	6	7	8	9	AB	R	H	RBI	BB	SO	LOB	TOP																		
Jerry White, S (1, 7) OBP: 0.331, SLG: 0.397	0-0 4-3		0-0 2B		0-0 F9		0-0 3-1		0-0 E2	5	0	1	0	0	0	3																			
Rodney Scott, S (1, 4) OBP: 0.316, SLG: 0.300	0-0 4-3		0-0 4-3		0-0 1B		0-0 1-3		0-0 SF7	4	0	1	2	0	0	1																			
Rowland Office, L (1, 9) OBP: 0.361, SLG: 0.439	0-0 1B			0-0 E 2B		0-0 F8		0-0 F7	0-0 G3	5	1	2	0	0	0	3																			
Andre Dawson, R (1, 8) OBP: 0.346, SLG: 0.455	0-0 F3			0-0 F7		0-0 5-3		0-3 K		4	0	0	0	0	1	2																			
Gary Carter, R (1, 2) OBP: 0.318, SLG: 0.457		0-0 F7		0-0 E7 1B		0-0 5-3		0-0 F7		4	0	1	0	0	0	0																			
Warren Cromartie, L (1, 3) OBP: 0.398, SLG: 0.463		0-0 FC6-4 1B		0-0 F7		0-0 WP 2B			0-0 E6 1B SH1-4 E	4	1	2	0	0	0	1																			
Larry Parrish, R (1, 5) OBP: 0.317, SLG: 0.440		0-0 FC6-4 1-2 CS		0-3 K		4-0 IBB			0-0 SH1-4	2	0	0	0	1	1	2																			
Chris Speier, R (1, 6) OBP: 0.331, SLG: 0.303		0-0 CS	0-0 F9		0-0 F4		0-0 F8		0-0 E SF7 1B	4	0	1	0	0	0	2																			
Ron LeFlore, R (9, PR) OBP: 0.337, SLG: 0.363										0	1	0	0	0	0	0																			
Jerry Manuel, S (9, 6)										0	0	0	0	0	0	0																			
David Palmer, R (1, 1) OBP: 0.268, SLG: 0.282									4-0 E 1B	3	1	1	0	0	1	0																			
Willie Montanez, L (9, PH) OBP: 0.322, SLG: 0.347										0	0	0	0	1	0	0																			
Tim Raines, S (9, PR) OBP: 0.304, SLG: 0.059										0	0	0	0	0	0	0																			
Stan Bahnsen, R (9, 1) OBP: 0.364, SLG: 0.250										0	0	0	0	0	0	0																			
Inning Stats	R: 0 E: 0 K: 0 S: 4	H: 1 LOB: 1 BB: 0 P: 4	R: 0 E: 0 K: 0 S: 3	H: 1 LOB: 0 BB: 0 P: 3	R: 0 E: 0 K: 0 S: 4	H: 1 LOB: 1 BB: 0 P: 4	R: 1 E: 1 K: 1 S: 7	H: 2 LOB: 1 BB: 0 P: 7	R: 1 E: 0 K: 0 S: 5	H: 2 LOB: 1 BB: 0 P: 5	R: 0 E: 0 K: 0 S: 4	H: 1 LOB: 2 BB: 0 P: 8	R: 0 E: 0 K: 1 S: 5	H: 0 LOB: 0 BB: 0 P: 5	R: 0 E: 0 K: 1 S: 5	H: 0 LOB: 0 BB: 0 P: 5	R: 2 E: 2 K: 0 S: 6	H: 1 LOB: 2 BB: 1 P: 10	1B: 5 2B: 4 3B: 0 HR: 0	SF: 1 SAC: 1 DP: 0 HBP: 0	WP: 1 PB: 0 CS: 1	PA: 40													
PITCHER	IP WLS BF H R ER SO BB IBB HBP BLK WP HR S P ERA WHIP																																		
Mark Bomback, R (1, 1) ERA: 4.08	8.0	W 32	B 8	R 2	ER 2	SO 3	BB 0	IBB 1	HBP 0	BLK 0	WP 1	HR 0	S 37	P 41	ERA 2.25	WHIP 1.000																			
Roy Lee Jackson, R (9, 1) ERA: 3.99	1.0	L 7	B 1	R 2	ER 0	SO 0	BB 0	IBB 1	HBP 0	BLK 0	WP 0	HR 0	S 6	P 10	ERA 0.00	WHIP 1.000																			

Montreal Expos @ New York Mets
Shea Stadium, Flushing, NY
Tue Sep 16 1980, 7:05 PM EDT
Att: 5,832 - Unknown

AB	35
R	4
H	9
RBI	2
BB	2
SO	3
LOB	14



Batter	1	2	3	4	5	6	7	8	9	AB	R	H	RBI	BB	SO	LOB	BOTTOM																		
Mookie Wilson, S (1, 8) OBP: 0.344, SLG: 0.368	0-3 K		0-3 K		0-0 6-3			0-0 CS 1B		4	0	1	0	0	2	1																			
Frank Taveras, R (1, 6) OBP: 0.311, SLG: 0.329	0-0 1B		0-0 BB 1B		0-0 6-3			0-0 CS 1B		4	1	3	0	0	0	0																			
Lee Mazzilli, S (1, 3) OBP: 0.362, SLG: 0.432	0-0 F9		4-0 1B 1-2 2-3 BB		0-0 6-3			0-0 1-2 F8		4	0	0	0	1	0	2																			
Joel Youngblood, R (1, 9) OBP: 0.350, SLG: 0.381	0-0 F7		0-0 1B		0-0 5-3			0-3 K		4	0	1	2	0	1	1																			
Steve Henderson, R (1, 7) OBP: 0.366, SLG: 0.403		0-0 L7		0-0 4-3 6-3 1B		0-0 G3		0-0 F9		4	0	1	0	0	0	0																			
Elliott Maddox, R (1, 5) OBP: 0.341, SLG: 0.325		4-0 G6-3 BB		0-0 6-3 1-2		0-0 6-3				2	0	0	0	1	0	1																			
Wally Backman, S (1, 4) OBP: 0.400, SLG: 0.326		0-0 G6-3 1-2		0-0 4-3 2-3		0-0 6-3				3	0	0	0	0	0	2																			
Butch Benton, R (1, 2) OBP: 0.200, SLG: 0.059			0-0 6-3		0-0 6-3		0-3 K			3	0	0	0	0	1	1																			
Mark Bomback, R (1, 1) OBP: 0.302, SLG: 0.289					0-0 6-3					2	1	1	0	0	0	0																			
Jose Moreno, S (8, PH) OBP: 0.262, SLG: 0.474										1	0	0	0	0	0	0																			
Roy Lee Jackson, R (9, 1) OBP: 0.200, SLG: 0.333										0	0	0	0	0	0	0																			
Inning Stats	R: 0 E: 0 K: 1 S: 6	H: 1 LOB: 1 BB: 0 P: 6	R: 0 E: 0 K: 0 S: 2	H: 0 LOB: 0 BB: 1 P: 6	R: 2 E: 0 K: 1 S: 7	H: 3 LOB: 2 BB: 1 P: 11	R: 0 E: 0 K: 0 S: 4	H: 1 LOB: 1 BB: 0 P: 4	R: 0 E: 0 K: 0 S: 3	H: 0 LOB: 0 BB: 0 P: 3	R: 0 E: 0 K: 0 S: 3	H: 0 LOB: 0 BB: 0 P: 3	R: 0 E: 0 K: 1 S: 5	H: 0 LOB: 0 BB: 0 P: 5	R: 0 E: 0 K: 0 S: 3	H: 2 LOB: 0 BB: 0 P: 3	R: 0 E: 0 K: 1 S: 5	H: 0 LOB: 0 BB: 0 P: 5	1B: 7 2B: 0 3B: 0 HR: 0	SF: 0 SAC: 0 DP: 1 HBP: 0	WP: 0 PB: 0 CS: 2	PA: 33													
PITCHER	IP WLS BF H R ER SO BB IBB HBP BLK WP HR S P ERA WHIP																																		
David Palmer, R (1, 1) ERA: 3.09	8.0	W 30	B 7	R 2	ER 2	SO 3	BB 2	IBB 0	HBP 0	BLK 0	WP 0	HR 0	S 33	P 41	ERA 2.25	WHIP 1.125																			
Stan Bahnsen, R (9, 1) ERA: 3.17	1.0	S 3	B 0	R 0	ER 0	SO 1	BB 0	IBB 0	HBP 0	BLK 0	WP 0	HR 0	S 5	P 5	ERA 0.00	WHIP 0.000																			

Montreal Expos @ New York Mets
Shea Stadium, Flushing, NY
Tue Sep 16 1980, 7:05 PM EDT
Att: 5,832 - Unknown

AB	31
R	2
H	7
RBI	2
BB	2
SO	4
LOB	8



Batter	1	2	3	4	5	6	7	8	9	AB	R	H	RBI	BB	SO	LOB	TOP																					
Jerry White, S OBP: 0.329, SLG: 0.393	G3		1B SF7		F8		F4			4	1	1	0	0	0	0	Montreal Expos @ New York Mets Shea Stadium, Flushing, NY Wed Sep 17 1980, 7:05 PM EDT Att: 5,723 - Unknown																					
Rodney Scott, S OBP: 0.317, SLG: 0.300	6-3		1B				F9			3	0	1	1	1	0	0																						
Rowland Office, L OBP: 0.364, SLG: 0.441 Bob Pate, R OBP: 0.316, SLG: 0.333	FC5		1B		L9-3			F9		3	0	2	0	0	0	1																						
Andre Dawson, R OBP: 0.347, SLG: 0.455	1B		1B					F2		4	0	2	0	0	0	3																						
Gary Carter, R OBP: 0.317, SLG: 0.457	FC5		SF7				F9			3	0	1	1	0	0	3																						
Warren Cromartie, L OBP: 0.356, SLG: 0.459		F8	F8				F8			4	0	0	0	0	0	4																						
Larry Parrish, R OBP: 0.317, SLG: 0.437		F4			F9			5-3		3	0	0	0	0	0	0																						
Chris Speier, R OBP: 0.327, SLG: 0.300		F7			K			F6		4	0	0	0	0	2	2																						
Scott Sanderson, R OBP: 0.100, SLG: 0.121 Ken Macha, R OBP: 0.371, SLG: 0.394 Bill Lee, L OBP: 0.211, SLG: 0.237 Tim Wallach, R OBP: 0.333, SLG: 0.800			1B E 1B		K		4-3			2	1	1	0	0	1	0																						
Inning Stats	R: 0 E: 0 K: 0 S: 5	H: 2 LOB: 2 BB: 0 P: 5	R: 0 E: 0 K: 0 S: 3	H: 0 LOB: 0 BB: 0 P: 3	R: 2 E: 1 K: 0 S: 7	H: 4 LOB: 2 BB: 0 P: 7	R: 0 E: 0 K: 2 S: 7	H: 0 LOB: 0 BB: 0 P: 7	R: 0 E: 0 K: 1 S: 6	H: 1 LOB: 2 BB: 0 P: 7	R: 0 E: 0 K: 0 S: 3	H: 0 LOB: 0 BB: 0 P: 3	R: 0 E: 0 K: 0 S: 4	H: 1 LOB: 1 BB: 0 P: 4	R: 0 E: 0 K: 1 S: 5	H: 0 LOB: 0 BB: 0 P: 5	1B: 8 2B: 1 3B: 0 HR: 0	SF: 1 SAC: 0 DP: 1 HBP: 1	WP: 0 PB: 0 SB: 0 CS: 0	PA: 36																		
PITCHER	IP	WLS	BF	H	R	ER	SO	BB	IBB	HBP	BLK	WP	HR	S	P	ERA	WHIP	PITCHER				IP	WLS	BF	H	R	ER	SO	BB	IBB	HBP	BLK	WP	HR	S	P	ERA	WHIP
Mike Scott, R ERA: 4.5	(1, 1)	2.0		12	6	2	2	0	0	0	0	0	0	12	12	9.00	3.000																					
Dyar Miller, R ERA: 2.0	(3, 1)	3.0	W	9	0	0	0	2	1	0	0	0	0	12	16	0.00	0.333																					
Pete Falcone, L ERA: 4.75	(6, 1)	4.0	S	15	2	0	0	2	0	0	1	0	0	18	19	0.00	0.500																					

AB	33
R	2
H	8
RBI	2
BB	1
SO	4
LOB	13



Batter	1	2	3	4	5	6	7	8	9	AB	R	H	RBI	BB	SO	LOB	BOTTOM																					
Mookie Wilson, S OBP: 0.353, SLG: 0.410	4-3	K			1B HR		SH1-4 SF9			4	2	2	0	0	1	2	Montreal Expos @ New York Mets Shea Stadium, Flushing, NY Wed Sep 17 1980, 7:05 PM EDT Att: 5,723 - Unknown																					
Wally Backman, S OBP: 0.414, SLG: 0.347	1B		F6		HR		SH1-4			3	1	2	1	0	0	0																						
Lee Mazzilli, S OBP: 0.362, SLG: 0.437 Mike Jorgensen, L OBP: 0.350, SLG: 0.359	F4		F9		HR		SF9			3	1	1	4	0	0	1																						
Steve Henderson, R OBP: 0.367, SLG: 0.404	1B		1B		6-3		6-3			4	0	2	0	0	0	0																						
Joel Youngblood, R OBP: 0.348, SLG: 0.377	F8		K		K			6-3		4	0	0	0	0	2	3																						
Alex Trevino, R OBP: 0.296, SLG: 0.303		F8			F5		F8			4	0	0	0	0	0	0																						
Frank Taveras, R OBP: 0.310, SLG: 0.328		K			K		F5			4	0	1	0	0	2	0																						
Hubie Brooks, R OBP: 0.257, SLG: 0.188 Bill Almon, R OBP: 0.242, SLG: 0.252		BB			6-3		6-3			4	0	1	0	0	0	1																						
Mike Scott, R OBP: 0.400, SLG: 0.250 Dyar Miller, R		BB					6-3			0	0	0	0	1	0	0																						
Jose Moreno, S OBP: 0.279, SLG: 0.487 Pete Falcone, L OBP: 0.211, SLG: 0.167		BB			2B 1B		6-3			1	1	1	0	0	0	0																						
Inning Stats	R: 0 E: 0 K: 0 S: 5	H: 1 LOB: 2 BB: 1 P: 12	R: 0 E: 0 K: 2 S: 8	H: 1 LOB: 1 BB: 0 P: 6	R: 0 E: 0 K: 1 S: 5	H: 0 LOB: 0 BB: 0 P: 5	R: 4 E: 0 K: 1 S: 9	H: 4 LOB: 0 BB: 0 P: 9	R: 0 E: 0 K: 0 S: 3	H: 0 LOB: 0 BB: 0 P: 3	R: 1 E: 0 K: 0 S: 4	H: 1 LOB: 0 BB: 0 P: 4	R: 0 E: 0 K: 0 S: 4	H: 1 LOB: 1 BB: 0 P: 4	1B: 7 2B: 2 3B: 0 HR: 1	SF: 1 SAC: 1 DP: 0 HBP: 0	WP: 0 PB: 0 SB: 0 CS: 0	PA: 35																				
PITCHER	IP	WLS	BF	H	R	ER	SO	BB	IBB	HBP	BLK	WP	HR	S	P	ERA	WHIP	PITCHER				IP	WLS	BF	H	R	ER	SO	BB	IBB	HBP	BLK	WP	HR	S	P	ERA	WHIP
Scott Sanderson, R ERA: 3.06	(1, 1)	6.0	L	27	8	4	4	5	1	0	0	0	0	36	40	6.00	1.500																					
Bill Lee, L ERA: 5.43	(7, 1)	2.0		8	2	1	1	0	0	0	0	0	0	8	8	4.50	1.000																					

AB	32
R	5
H	10
RBI	5
BB	1
SO	5
LOB	7



Batter	1	2	3	4	5	6	7	8	9	AB	R	H	RBI	BB	SO	LOB	TOP					
Jerry White, S OBP: 0.343, SLG: 0.429	0-0 HR		0-0 4-3		0-0 2B		0-0 1B	4-0 BB		4	1	3	1	1	0	0	Montreal Expos @ St. Louis Cardinals Busch Stadium, St. Louis, MO Fri Sep 19 1980, 7:05 PM CDT Att: 10,251 - Unknown livebaseballscores.com					
Rodney Scott, S OBP: 0.315, SLG: 0.297	0-0 G3		0-3 K		0-0 2-3F		0-0 FC1-6 HR	0-0 P6		5	1	0	0	0	1	3						
Rowland Office, L OBP: 0.368, SLG: 0.440	0-0 P6		0-0 2B 1B		0-0 F8		4-0 HR BB		4-0 E FC4-2 BB	3	1	1	0	2	0	0						
Andre Dawson, R OBP: 0.351, SLG: 0.459	0-0 1B		0-0 1-3 2B			0-3 K	4-0 HR IBB		0-0 FC4-2 SF9 1B	4	2	3	0	1	1	0						
Gary Carter, R OBP: 0.311, SLG: 0.463	0-0 6-3		0-0 5-3			0-0 1B 2B	0-0 1-2 2-3 HR		4-0 PB FC4-2 IBB	4	2	2	4	1	0	3						
Warren Cromartie, L OBP: 0.355, SLG: 0.457		0-0 F7		0-0 4-3		0-0 1-2 2B 1B	0-0 6-3		0-0 FC4-2 PB	5	1	1	0	0	0	3						
Larry Parrish, R OBP: 0.317, SLG: 0.438		0-0 F7		0-0 F6		0-0 1-1 2-H 2-H 2B	0-0 4-3		0-0 SF9	3	0	1	2	0	0	0						
Ken Macha, R OBP: 0.368, SLG: 0.390										1	0	0	0	0	0	0						
Ellis Valentine, R OBP: 0.365, SLG: 0.521										0	0	0	1	0	0	0						
Brad Mills, L OBP: 0.311, SLG: 0.298										0	0	0	0	0	0	0						
Chris Speier, R OBP: 0.333, SLG: 0.308		0-0 1B		0-0 2B		0-0 3-H 1B		0-0 F8	4-0 1-2 2-3 IBB	4	0	3	0	1	0	0						
Steve Rogers, R OBP: 0.256, SLG: 0.164		0-0 4-3		0-3 K		0-3 1-2 K		0-0 6-3	0-3 K	3	0	0	0	0	2	3						
Woodie Fryman, R OBP: 0.167, SLG: 0.167										0	0	0	0	0	0	0						
Elias Sosa, R OBP: 0.100, SLG: 0.100										2	0	0	0	0	1	3						
Inning Stats	R: 1 E: 0 K: 0 S: 5	H: 2 LOB: 1 BB: 0 P: 5	R: 0 E: 0 K: 0 S: 4	H: 1 LOB: 1 BB: 0 P: 4	R: 0 E: 0 K: 1 S: 7	H: 2 LOB: 2 BB: 0 P: 7	R: 0 E: 0 K: 1 S: 6	H: 1 LOB: 1 BB: 0 P: 6	R: 0 E: 0 K: 0 S: 3	H: 1 LOB: 0 BB: 0 P: 3	R: 2 E: 0 K: 2 S: 10	H: 4 LOB: 1 BB: 0 P: 10	R: 4 E: 1 K: 0 S: 5	H: 2 LOB: 2 BB: 2 P: 13	R: 0 E: 0 K: 0 S: 3	H: 0 LOB: 1 BB: 1 P: 7	R: 1 E: 1 K: 1 S: 6	H: 1 LOB: 3 BB: 3 P: 18	1B: 8 2B: 5 3B: 0 HR: 2	SF: 1 SAC: 0 DP: 1 HBP: 0	WP: 1 PB: 1 SB: 2 CS: 0	PA: 45
PITCHER	IP WLS BF H R ER SO BB IBB HBP BLK WP HR S P ERA WHIP	7.0 34 13 7 7 4 1 1 0 0 1 2 40 48 9.00 2.000	1.0 7 1 1 1 0 2 1 0 0 0 0 4 16 9.00 3.000	1.0 W 4 0 0 0 1 0 1 0 0 0 5 9 0.00 0.000	PITCHER	IP WLS BF H R ER SO BB IBB HBP BLK WP HR S P ERA WHIP	7.0 34 13 7 7 4 1 1 0 0 1 2 40 48 9.00 2.000	1.0 7 1 1 1 0 2 1 0 0 0 0 4 16 9.00 3.000	1.0 W 4 0 0 0 1 0 1 0 0 0 5 9 0.00 0.000													

Batter	1	2	3	4	5	6	7	8	9	AB	R	H	RBI	BB	SO	LOB	BOTTOM					
Ken Oberkfell, L OBP: 0.393, SLG: 0.432	4-0 BB		0-0 SF8			0-0 G3	0-0 1B	0-0 G4-6-3		3	1	1	2	1	0	2	Montreal Expos @ St. Louis Cardinals Busch Stadium, St. Louis, MO Fri Sep 19 1980, 7:05 PM CDT Att: 10,251 - Unknown livebaseballscores.com					
Gary Templeton, S OBP: 0.347, SLG: 0.419	0-0 G4-6-3		0-0 G3			0-0 1B	0-3 K		0-0 4-3	5	1	1	0	0	1	4						
Keith Hernandez, L OBP: 0.405, SLG: 0.495	0-0 P6		0-0 G3			0-0 F7	0-0 1B E 1B		0-0 2B 1B	5	2	2	1	0	0	2						
Ted Simmons, S OBP: 0.376, SLG: 0.506		0-0 3-1		0-0 4-3		0-0 2H	0-0 E 1B		0-0 2B 1B	5	0	3	2	0	0	0						
Bobby Bonds, R OBP: 0.305, SLG: 0.316						0-0 2H	0-0 E 1B		0-0 2B 1B	0	1	0	0	0	0	0						
George Hendrick, R OBP: 0.346, SLG: 0.507		0-0 1-4-3		0-0 F3		0-3 K	0-0 E5		0-0 2B	5	0	1	2	0	1	2						
Leon Durham, L OBP: 0.319, SLG: 0.446										4	1	2	0	0	1	2						
John Urrea, R OBP: 0.250, SLG: 0.250										0	0	0	0	0	0	0						
Jim Kaat, L OBP: 0.192, SLG: 0.258										0	0	0	0	0	0	0						
Ken Reitz, R OBP: 0.301, SLG: 0.384		0-0 6-3				0-0 F3	0-0 FC3-6 1B	0-0 1-3		4	1	1	0	0	0	1						
Tony Scott, S OBP: 0.305, SLG: 0.303			0-0 1B SF8 1B			0-0 6-3	0-0 FC3-6 1B	0-0 1B	0-0 1B	4	1	3	0	0	0	0						
Bob Forsch, R OBP: 0.321, SLG: 0.487			0-0 G3			0-0 F5	0-0 FC3-6 1B	0-0 G4-6-3		2	0	1	0	0	0	0						
Dane Iorg, L OBP: 0.353, SLG: 0.449			1-3 1B				1-2 2-3 3-H			2	1	1	1	0	0	2						
Inning Stats	R: 0 E: 0 K: 0 S: 2	H: 0 LOB: 0 BB: 1 P: 6	R: 0 E: 0 K: 0 S: 4	H: 1 LOB: 1 BB: 0 P: 4	R: 1 E: 0 K: 0 S: 5	H: 2 LOB: 1 BB: 0 P: 5	R: 0 E: 0 K: 0 S: 3	H: 0 LOB: 0 BB: 0 P: 3	R: 0 E: 0 K: 0 S: 3	H: 0 LOB: 0 BB: 0 P: 3	R: 1 E: 0 K: 1 S: 7	H: 2 LOB: 1 BB: 0 P: 7	R: 5 E: 1 K: 2 S: 14	H: 6 LOB: 2 BB: 0 P: 14	R: 0 E: 0 K: 0 S: 4	H: 2 LOB: 1 BB: 0 P: 4	R: 2 E: 0 K: 0 S: 4	H: 3 LOB: 2 BB: 0 P: 4	1B: 13 2B: 3 3B: 0 HR: 0	SF: 1 SAC: 0 DP: 2 HBP: 0	WP: 0 PB: 0 SB: 0 CS: 0	PA: 41
PITCHER	IP WLS BF H R ER SO BB IBB HBP BLK WP HR S P ERA WHIP	6.1 28 9 6 6 1 0 0 0 0 0 0 5 5 0.00 6.000	0.1 3 2 0 0 1 0 0 0 0 0 0 12 12 10.80 3.000	1.2 L 10 5 3 2 1 0 0 0 0 0 12 12 10.80 3.000	PITCHER	IP WLS BF H R ER SO BB IBB HBP BLK WP HR S P ERA WHIP	6.1 28 9 6 6 1 0 0 0 0 0 0 5 5 0.00 6.000	0.1 3 2 0 0 1 0 0 0 0 0 0 12 12 10.80 3.000	1.2 L 10 5 3 2 1 0 0 0 0 0 12 12 10.80 3.000													

Batter	1	2	3	4	5	6	7	8	9	AB	R	H	RBI	BB	SO	LOB	TOP																					
Jerry White, S (1,7) OBP: 0.339, SLG: 0.406	4-0 S BB		0-0 1B		0-0 G3			4-0 1B BB BB	0-0 4-3	3	0	1	0	2	0	4																						
Rodney Scott, S (1,4) OBP: 0.310, SLG: 0.294	0-0 F7		0-0 4-3					4-0 1B BB		3	0	0	0	0	0	2																						
Willie Montanez, L (8,PH) OBP: 0.323, SLG: 0.346										0	0	0	0	1	0	0																						
Tim Raines, S (8,PR) OBP: 0.304, SLG: 0.059										0	0	0	0	0	0	0																						
Bob Pate, R (8,9) OBP: 0.316, SLG: 0.333	1-2							1-2 2-3 BB		0	0	0	0	0	0	0																						
Rowland Office, L (1,9) OBP: 0.366, SLG: 0.433	0-0 P6							0-0 F8		3	0	0	0	0	0	1																						
John Tamaro, S (8,PH) OBP: 0.283, SLG: 0.306										1	0	0	0	0	0	3																						
Bill Lee, L (8,1) OBP: 0.205, SLG: 0.231										0	0	0	0	0	0	0																						
Andre Dawson, R (1,8) OBP: 0.350, SLG: 0.461	0-3 K							0-0 F8		4	0	1	1	0	1	1																						
Gary Carter, R (1,2) OBP: 0.323, SLG: 0.467								0-0 F2		4	1	1	0	0	0	3																						
Warren Cromartie, L (1,3) OBP: 0.353, SLG: 0.452								0-0 4-3		3	0	1	1	0	0	0																						
Larry Parrish, R (1,5) OBP: 0.313, SLG: 0.429								0-0 P6		4	0	0	0	0	0	1																						
Chris Speier, R (1,6) OBP: 0.331, SLG: 0.306								0-0 5-3		4	0	1	0	0	1	0																						
Scott Sanderson, R (1,1) OBP: 0.113, SLG: 0.133								0-0 5-3		2	0	1	0	0	0	0																						
Tom Hutton, L (8,PH) OBP: 0.259, SLG: 0.245								0-0 5-3		1	0	1	0	0	0	0																						
Tony Bernazard, S (8,PR) OBP: 0.281, SLG: 0.352								1-2 1B		1	1	1	0	0	0	0																						
Inning Stats	R: 0 E: 0 K: 1 S: 5	H: 0 LOB: 1 BB: 1 P: 9	R: 0 E: 0 K: 0 S: 3	H: 0 LOB: 0 BB: 0 P: 3	R: 0 E: 0 K: 0 S: 4	H: 1 LOB: 1 BB: 0 P: 4	R: 0 E: 0 K: 0 S: 3	H: 0 LOB: 0 BB: 0 P: 3	R: 0 E: 0 K: 0 S: 5	H: 3 LOB: 2 BB: 0 P: 5	R: 0 E: 0 K: 0 S: 3	H: 0 LOB: 0 BB: 0 P: 3	R: 1 E: 0 K: 1 S: 6	H: 1 LOB: 0 BB: 0 P: 6	R: 1 E: 0 K: 0 S: 4	H: 2 LOB: 3 BB: 2 P: 12	R: 0 E: 1 K: 0 S: 5	H: 1 LOB: 2 BB: 0 P: 5	1B: 7 2B: 0 3B: 1 HR: 0	SF: 1 SAC: 0 DP: 2 HBP: 0	WP: 0 PA: 37 CS: 1																	
PITCHER	IP	WLS	BF	H	R	ER	SO	BB	IBB	HBP	BLK	WP	HR	S	P	ERA	WHIP	PITCHER				IP	WLS	BF	H	R	ER	SO	BB	IBB	HBP	BLK	WP	HR	S	P	ERA	WHIP
Jim Bibby, R (1,1) ERA: 3.36	6.0	W	22	4	0	0	1	1	0	0	0	0	0	23	27	0.00	0.833																					
Enrique Romo, R (7,1) ERA: 3.29	1.0		6	2	2	2	1	1	0	0	0	0	0	7	11	18.00	3.000																					
Grant Jackson, L (8,1) ERA: 2.81	0.1		2	0	0	0	0	1	0	0	0	0	0	1	5	0.00	3.000																					
Kent Tekulve, R (8,1) ERA: 3.45	1.2	S	7	2	0	0	0	0	0	0	0	0	0	7	7	0.00	1.200																					

Montreal Expos @ Pittsburgh Pirates
Three Rivers Stadium, Pittsburgh, PA
 Mon Sep 22 1980, 7:05 PM EDT
 Att: 18,416 - Unknown

AB	33
R	2
H	8
RBI	2
BB	3
SO	2
LOB	15



Batter	1	2	3	4	5	6	7	8	9	AB	R	H	RBI	BB	SO	LOB	BOTTOM																					
Omar Moreno, L (1,8) OBP: 0.306, SLG: 0.329	0-0 F8		0-3 K		0-0 F2			0-0 L4	0-0 FC6-4	5	0	0	0	0	1	3																						
Phil Garner, R (1,4) OBP: 0.317, SLG: 0.359	4-0 WP BB		0-0 2B 1B		0-0 2B			0-0 F2		3	1	2	0	1	0	0																						
Dave Parker, L (1,9) OBP: 0.333, SLG: 0.468	0-0 F8		0-0 2B		0-0 F2			0-0 HR		4	1	2	2	0	0	2																						
Lee Lacy, R (8,7) OBP: 0.399, SLG: 0.519	1-2		1-H 3-H 2B		0-0 F2			0-0 HR		0	0	0	0	0	0	0																						
Mike Easter, L (1,7) OBP: 0.383, SLG: 0.584	0-0 4-3		0-0 F8		0-0 4-3			0-0 HR		4	1	1	2	0	0	3																						
Bill Madlock, R (1,5) OBP: 0.335, SLG: 0.392			0-0 L8		0-0 L9			0-0 6-3		4	0	0	0	0	0	1																						
John Milner, L (1,3) OBP: 0.382, SLG: 0.377			4-0 BB		0-0 F2			4-0 1B BB		2	0	1	0	2	0	0																						
Ed Ott, L (1,2) OBP: 0.323, SLG: 0.369			0-0 F8		0-0 F8			0-0 1B		4	0	2	0	0	0	1																						
Dale Berra, R (1,6) OBP: 0.281, SLG: 0.374			0-3 K		0-0 1B			0-0 F7		4	0	1	0	0	1	5																						
Jim Bibby, R (1,1) OBP: 0.213, SLG: 0.222			0-0 1B 2B		0-3 K			0-0 FC1-5		2	1	1	0	0	1	1																						
Bill Robinson, R (6,PH) OBP: 0.320, SLG: 0.481								0-0 FC1-5		1	0	0	0	0	0	2																						
Enrique Romo, R (7,1) OBP: 0.500, SLG: 0.400								1-2 2-3 FC6-4		0	0	0	0	0	0	0																						
Grant Jackson, S (8,1) OBP: 0.281, SLG: 0.352								1-2 2-3 FC6-4		1	0	0	0	0	0	2																						
Inning Stats	R: 0 E: 0 K: 0 S: 3	H: 0 LOB: 1 BB: 1 P: 7	R: 0 E: 0 K: 1 S: 5	H: 0 LOB: 1 BB: 1 P: 9	R: 2 E: 0 K: 1 S: 8	H: 3 LOB: 1 BB: 0 P: 8	R: 0 E: 0 K: 1 S: 6	H: 1 LOB: 1 BB: 0 P: 6	R: 0 E: 0 K: 0 S: 4	H: 1 LOB: 2 BB: 1 P: 8	R: 2 E: 0 K: 0 S: 5	H: 2 LOB: 0 BB: 0 P: 5	R: 0 E: 0 K: 0 S: 5	H: 2 LOB: 2 BB: 0 P: 5	R: 0 E: 0 K: 0 S: 5	H: 2 LOB: 2 BB: 0 P: 5	1B: 5 2B: 4 3B: 0 HR: 1	SF: 0 SAC: 0 DP: 0 HBP: 0	WP: 1 PA: 37 CS: 0																			
PITCHER	IP	WLS	BF	H	R	ER	SO	BB	IBB	HBP	BLK	WP	HR	S	P	ERA	WHIP	PITCHER				IP	WLS	BF	H	R	ER	SO	BB	IBB	HBP	BLK	WP	HR	S	P	ERA	WHIP
Scott Sanderson, R (1,1) ERA: 3.13	7.0	L	32	8	4	4	3	3	0	0	0	0	0	35	47	5.14	1.571																					
Bill Lee, L (8,1) ERA: 5.19	1.0		5	2	0	0	0	0	0	0	0	0	0	5	5	0.00	2.000																					

Montreal Expos @ Pittsburgh Pirates
Three Rivers Stadium, Pittsburgh, PA
 Mon Sep 22 1980, 7:05 PM EDT
 Att: 18,416 - Unknown

AB	34
R	4
H	10
RBI	4
BB	3
SO	3
LOB	20



Batter	1	2	3	4	5	6	7	8	9	AB	R	H	RBI	BB	SO	LOB	TOP				
Jerry White, S OBP: 0.335, SLG: 0.398 (1, 7)										6	0	1	0	0	2	7					
Rodney Scott, S OBP: 0.308, SLG: 0.291 (1, 4)										5	0	0	0	0	2	2					
Rowland Office, L OBP: 0.360, SLG: 0.422 (1, 9)										5	1	1	0	0	0	0					
Andre Dawson, R OBP: 0.352, SLG: 0.466 (1, 8)										5	3	4	0	0	0	0					
Gary Carter, R OBP: 0.325, SLG: 0.474 (1, 2)										5	1	2	3	0	0	2					
Warren Cromarlie, L OBP: 0.366, SLG: 0.451 (1, 3)										3	1	1	1	2	0	0					
Larry Parrish, R OBP: 0.317, SLG: 0.436 (1, 5)										5	2	4	2	0	0	2					
Chris Speier, R OBP: 0.336, SLG: 0.308 (1, 6)										4	0	2	0	1	0	3					
Charlie Lea, R OBP: 0.103, SLG: 0.135 Stan Bahnsen, R OBP: 0.385, SLG: 0.222 (6, 1)										2	0	0	1	0	0	2					
										1	0	0	0	1	0	3					
Inning Stats	R: 0 E: 0 K: 0 S: 3	H: 1 LOB: 0 BB: 0 P: 3	R: 4 E: 1 K: 1 S: 10	H: 4 LOB: 1 BB: 0 P: 10	R: 0 E: 0 K: 0 S: 3	H: 0 LOB: 0 BB: 0 P: 3	R: 1 E: 0 K: 0 S: 5	H: 2 LOB: 1 BB: 0 P: 5	R: 0 E: 0 K: 1 S: 7	H: 1 LOB: 2 BB: 0 P: 7	R: 2 E: 0 K: 1 S: 8	H: 3 LOB: 3 BB: 2 P: 16	R: 0 E: 0 K: 1 S: 5	H: 0 LOB: 0 BB: 0 P: 5	R: 1 E: 0 K: 0 S: 5	H: 2 LOB: 3 BB: 2 P: 13	1B: 10 2B: 4 3B: 1 HR: 0	SF: 1 SAC: 0 DP: 0 HBP: 0	WP: 0 PB: 0 SB: 0 CS: 1	PA: 46	
PITCHER	IP WLS BF H R ER SO BB IBB HBP BLK WP HR S P ERA WHIP	IP WLS BF H R ER SO BB IBB HBP BLK WP HR S P ERA WHIP	IP WLS BF H R ER SO BB IBB HBP BLK WP HR S P ERA WHIP	IP WLS BF H R ER SO BB IBB HBP BLK WP HR S P ERA WHIP	IP WLS BF H R ER SO BB IBB HBP BLK WP HR S P ERA WHIP	IP WLS BF H R ER SO BB IBB HBP BLK WP HR S P ERA WHIP	IP WLS BF H R ER SO BB IBB HBP BLK WP HR S P ERA WHIP	IP WLS BF H R ER SO BB IBB HBP BLK WP HR S P ERA WHIP	IP WLS BF H R ER SO BB IBB HBP BLK WP HR S P ERA WHIP	IP WLS BF H R ER SO BB IBB HBP BLK WP HR S P ERA WHIP	IP WLS BF H R ER SO BB IBB HBP BLK WP HR S P ERA WHIP	IP WLS BF H R ER SO BB IBB HBP BLK WP HR S P ERA WHIP	IP WLS BF H R ER SO BB IBB HBP BLK WP HR S P ERA WHIP	IP WLS BF H R ER SO BB IBB HBP BLK WP HR S P ERA WHIP	IP WLS BF H R ER SO BB IBB HBP BLK WP HR S P ERA WHIP	IP WLS BF H R ER SO BB IBB HBP BLK WP HR S P ERA WHIP	IP WLS BF H R ER SO BB IBB HBP BLK WP HR S P ERA WHIP	IP WLS BF H R ER SO BB IBB HBP BLK WP HR S P ERA WHIP	IP WLS BF H R ER SO BB IBB HBP BLK WP HR S P ERA WHIP	IP WLS BF H R ER SO BB IBB HBP BLK WP HR S P ERA WHIP	IP WLS BF H R ER SO BB IBB HBP BLK WP HR S P ERA WHIP
Rick Reuschel, R ERA: 3.47 Lee Smith, R ERA: 2.2 Doug Capilla, L ERA: 3.82 Bill Caudill, R ERA: 2.2	5.0 L 23 8 5 4 1 0 0 0 0 0 0 0 0 25 25 7.20 1.600	2.0 13 5 2 2 2 0 2 0 0 0 0 0 15 23 9.00 2.500	1.0 4 1 1 1 1 0 0 0 0 0 0 0 6 6 9.00 1.000	1.0 6 1 0 0 0 1 1 0 0 0 0 0 4 12 0.00 2.000																	

Montreal Expos @ Chicago Cubs
Wrigley Field, Chicago, IL
Wed Sep 24 1980, 3:33 AM CDT
Att: 2,915 - Unknown

AB	41
R	8
H	15
RBI	7
BB	4
SO	4
LOB	21



Batter	1	2	3	4	5	6	7	8	9	AB	R	H	RBI	BB	SO	LOB	BOTTOM				
Ivan De Jesus, R OBP: 0.334, SLG: 0.334 (1, 6)										5	1	1	1	0	0	0					
Mike Tyson, R OBP: 0.272, SLG: 0.338 (1, 4)										4	0	2	1	0	0	0					
Bill Buckner, L OBP: 0.350, SLG: 0.450 (1, 3)										4	0	0	0	0	0	2					
Dave Kingman, R OBP: 0.330, SLG: 0.533 (1, 7)										3	1	1	0	1	0	0					
Jim Tracy, L OBP: 0.316, SLG: 0.348 (1, 9)										4	0	1	0	0	2	3					
Jerry Martin, R OBP: 0.285, SLG: 0.433 (1, 8)										4	1	3	2	0	1	2					
Steve Dillard, R OBP: 0.175, SLG: 0.231 Scott Thorpe, L OBP: 0.299, SLG: 0.291 Lee Smith, R OBP: 0.299, SLG: 0.333 Jesus Figueroa, L OBP: 0.299, SLG: 0.333 Doug Capilla, L OBP: 0.299, SLG: 0.333 Bill Caudill, R OBP: 0.299, SLG: 0.333 Mike Vail, R OBP: 0.299, SLG: 0.333 (5, PH) (6, PH) (9, PH) (7, PH) (8, PH) (9, PH)										3	1	1	0	0	2	1					
										1	0	0	0	0	0	2					
										0	0	0	0	0	0	0					
Mike O'Berry, R OBP: 0.292, SLG: 0.238 Lenny Randle, S OBP: 0.343, SLG: 0.370 (1, 2) (9, PH)										3	0	0	0	0	1	1					
										1	0	0	0	0	0	0					
Rick Reuschel, R OBP: 0.175, SLG: 0.231 Scott Thorpe, L OBP: 0.299, SLG: 0.291 Lee Smith, R OBP: 0.299, SLG: 0.333 Jesus Figueroa, L OBP: 0.299, SLG: 0.333 Doug Capilla, L OBP: 0.299, SLG: 0.333 Bill Caudill, R OBP: 0.299, SLG: 0.333 Mike Vail, R OBP: 0.299, SLG: 0.333 (1, 1) (5, PH) (6, PH) (7, PH) (8, PH) (9, PH)										1	0	0	0	0	0	0					
										1	0	0	0	0	0	1					
										0	0	0	0	0	0	0					
										0	0	0	0	0	0	0					
										0	0	0	0	0	0	0					
										1	0	0	0	0	1	0					
Inning Stats	R: 0 E: 0 K: 0 S: 3	H: 0 LOB: 0 BB: 0 P: 3	R: 0 E: 0 K: 1 S: 6	H: 1 LOB: 1 BB: 0 P: 6	R: 0 E: 0 K: 0 S: 3	H: 0 LOB: 0 BB: 0 P: 3	R: 0 E: 0 K: 2 S: 9	H: 2 LOB: 2 BB: 0 P: 9	R: 2 E: 0 K: 3 S: 10	H: 1 LOB: 1 BB: 1 P: 14	R: 0 E: 0 K: 0 S: 3	H: 0 LOB: 0 BB: 0 P: 3	R: 0 E: 0 K: 0 S: 5	H: 2 LOB: 2 BB: 0 P: 5	R: 0 E: 0 K: 1 S: 5	H: 0 LOB: 0 BB: 0 P: 5	1B: 5 2B: 3 3B: 0 HR: 1	SF: 0 SAC: 0 DP: 0 HBP: 0	WP: 0 PB: 0 SB: 0 CS: 0	PA: 37	
PITCHER	IP WLS BF H R ER SO BB IBB HBP BLK WP HR S P ERA WHIP	IP WLS BF H R ER SO BB IBB HBP BLK WP HR S P ERA WHIP	IP WLS BF H R ER SO BB IBB HBP BLK WP HR S P ERA WHIP	IP WLS BF H R ER SO BB IBB HBP BLK WP HR S P ERA WHIP	IP WLS BF H R ER SO BB IBB HBP BLK WP HR S P ERA WHIP	IP WLS BF H R ER SO BB IBB HBP BLK WP HR S P ERA WHIP	IP WLS BF H R ER SO BB IBB HBP BLK WP HR S P ERA WHIP	IP WLS BF H R ER SO BB IBB HBP BLK WP HR S P ERA WHIP	IP WLS BF H R ER SO BB IBB HBP BLK WP HR S P ERA WHIP	IP WLS BF H R ER SO BB IBB HBP BLK WP HR S P ERA WHIP	IP WLS BF H R ER SO BB IBB HBP BLK WP HR S P ERA WHIP	IP WLS BF H R ER SO BB IBB HBP BLK WP HR S P ERA WHIP	IP WLS BF H R ER SO BB IBB HBP BLK WP HR S P ERA WHIP	IP WLS BF H R ER SO BB IBB HBP BLK WP HR S P ERA WHIP	IP WLS BF H R ER SO BB IBB HBP BLK WP HR S P ERA WHIP	IP WLS BF H R ER SO BB IBB HBP BLK WP HR S P ERA WHIP	IP WLS BF H R ER SO BB IBB HBP BLK WP HR S P ERA WHIP	IP WLS BF H R ER SO BB IBB HBP BLK WP HR S P ERA WHIP	IP WLS BF H R ER SO BB IBB HBP BLK WP HR S P ERA WHIP	IP WLS BF H R ER SO BB IBB HBP BLK WP HR S P ERA WHIP	IP WLS BF H R ER SO BB IBB HBP BLK WP HR S P ERA WHIP
Charlie Lea, R ERA: 3.71 Stan Bahnsen, R ERA: 3.0	5.1 W 24 7 4 4 4 1 0 0 0 0 0 0 19 19 6.75 1.500	3.2 S 13 2 0 0 3 0 0 0 0 0 0 0 19 19 0.00 0.545																			

Montreal Expos @ Chicago Cubs
Wrigley Field, Chicago, IL
Wed Sep 24 1980, 3:33 AM CDT
Att: 2,915 - Unknown

AB	36
R	4
H	9
RBI	4
BB	1
SO	7
LOB	12

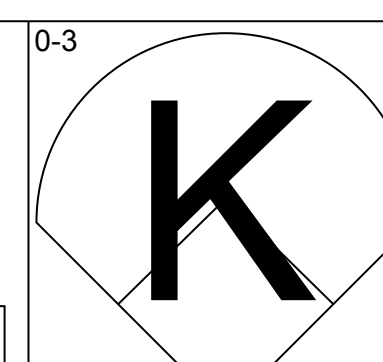
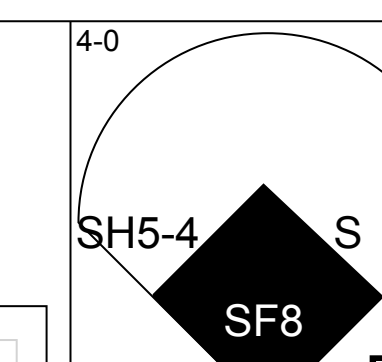
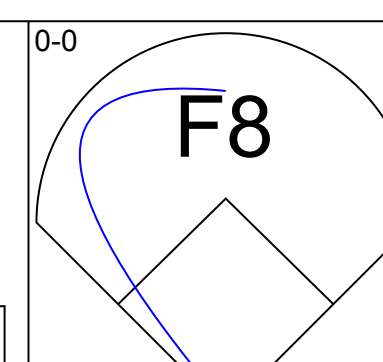
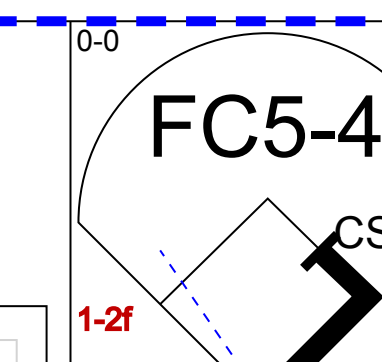
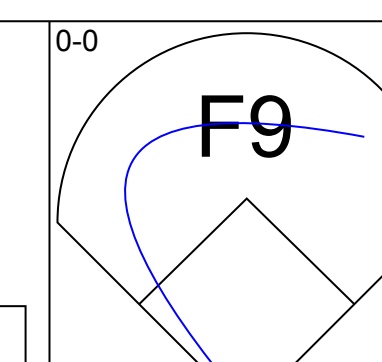
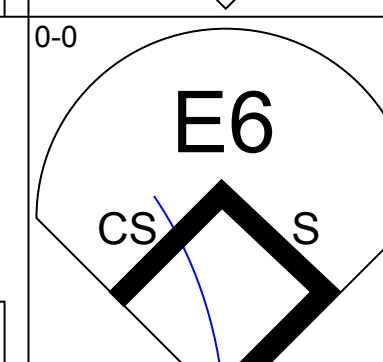
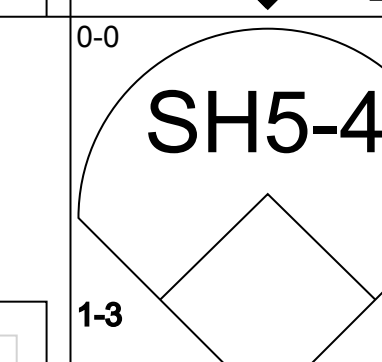
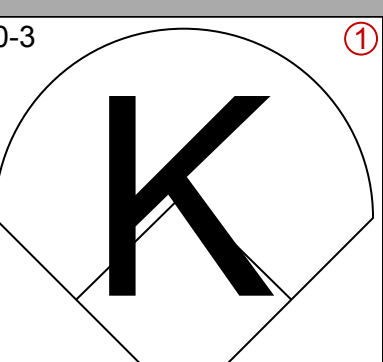
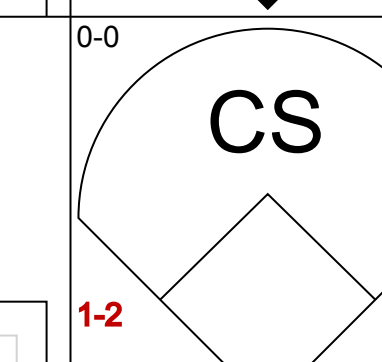
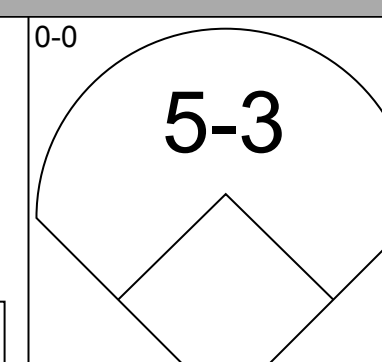
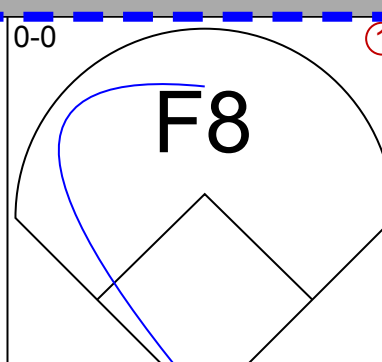
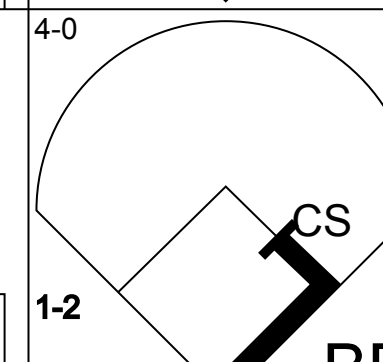
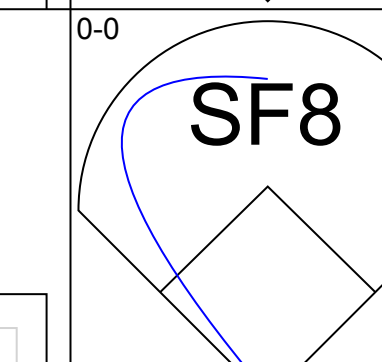
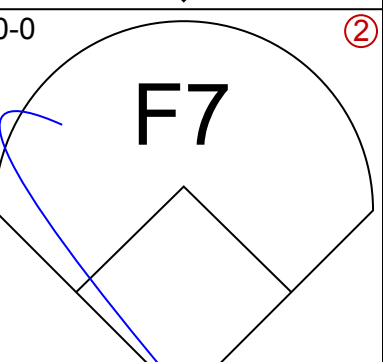
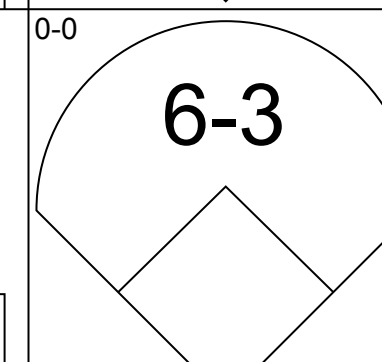
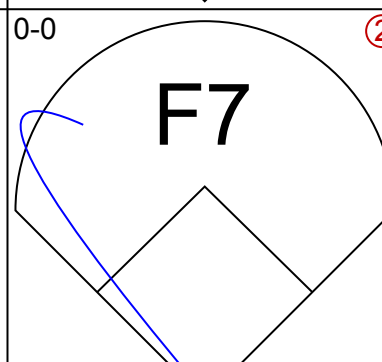
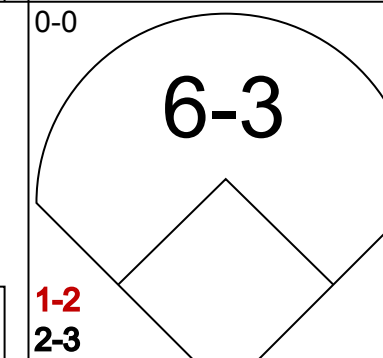
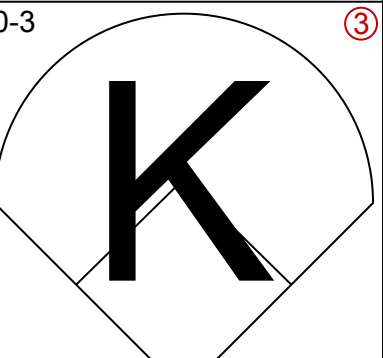
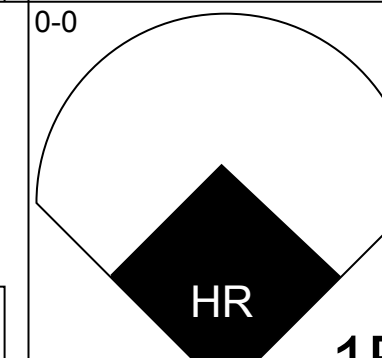
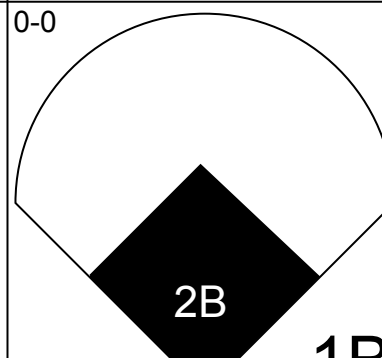
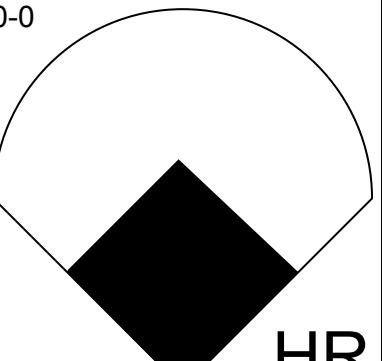
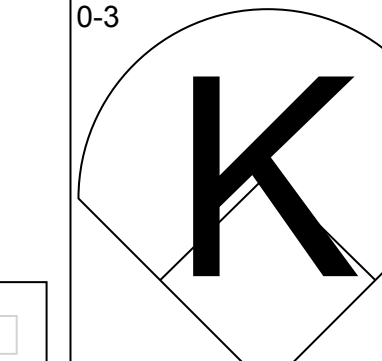
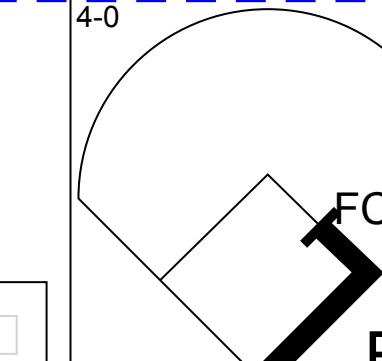
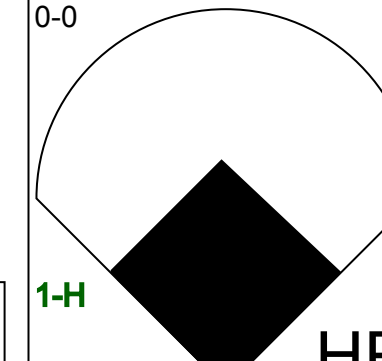
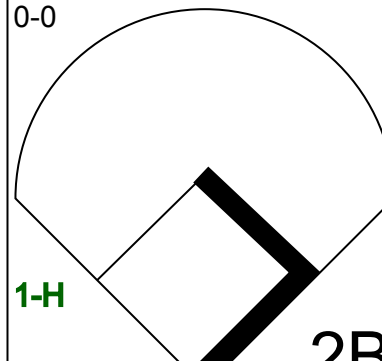

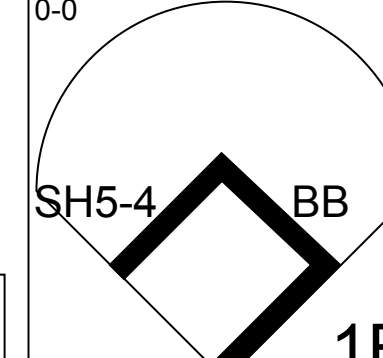
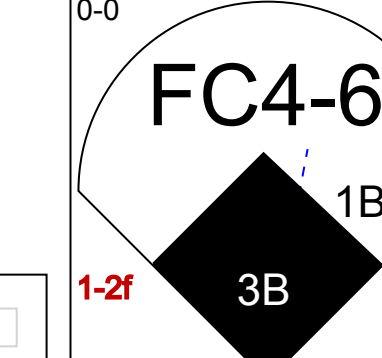
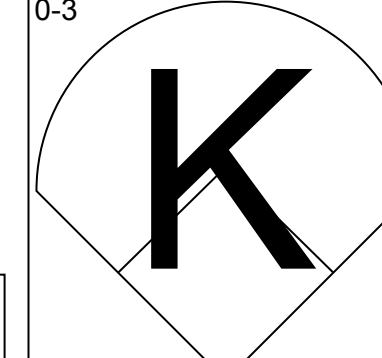
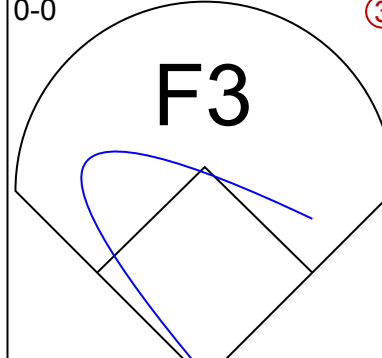

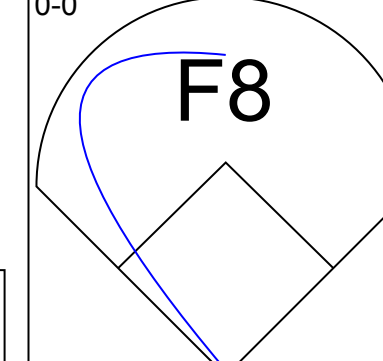
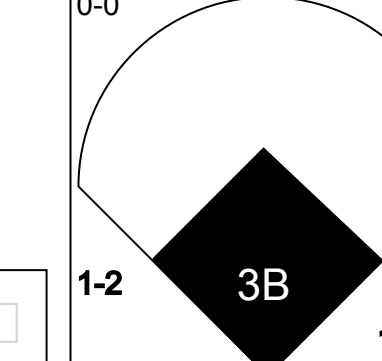
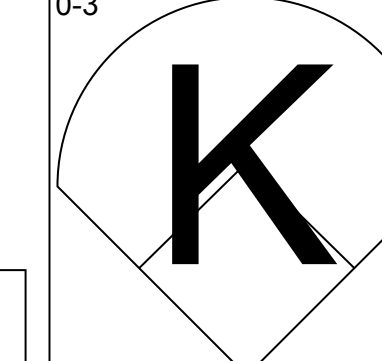
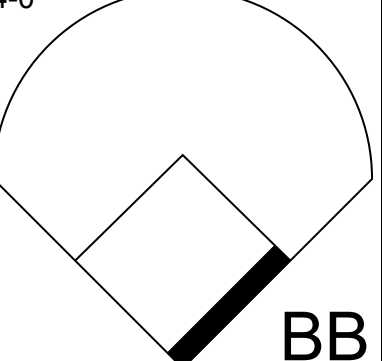
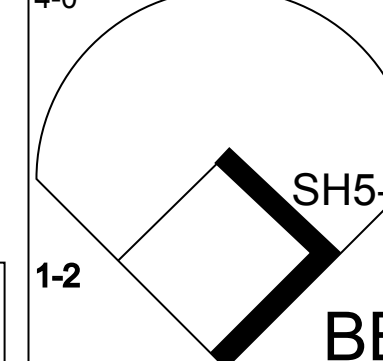
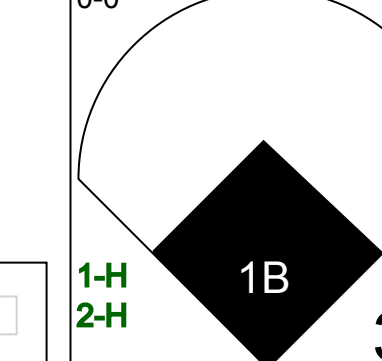
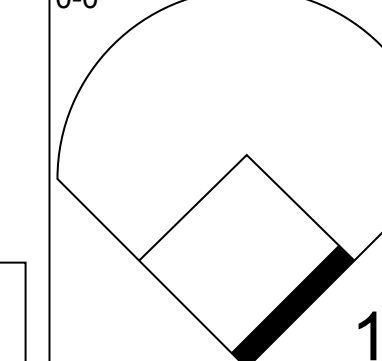

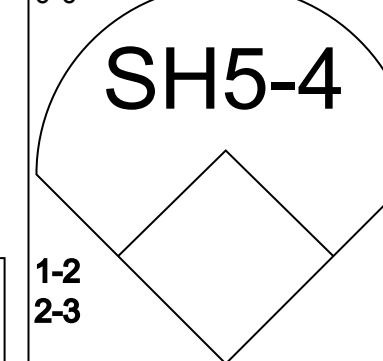
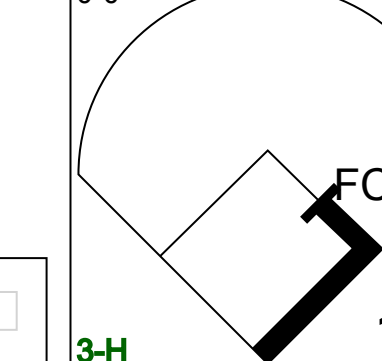
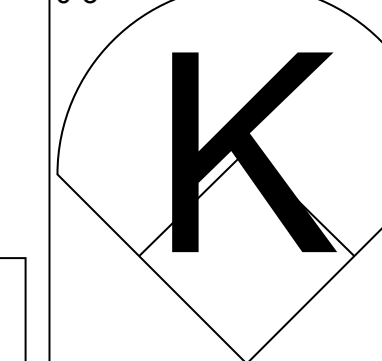
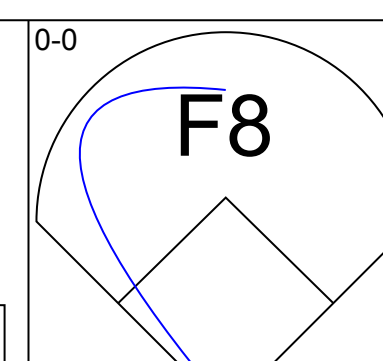
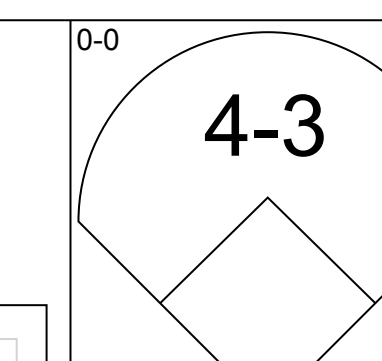
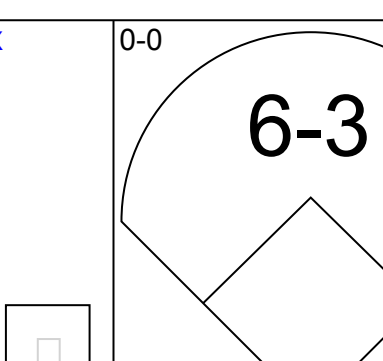
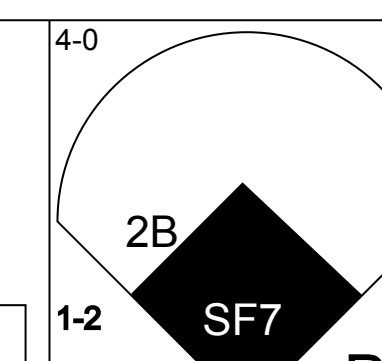
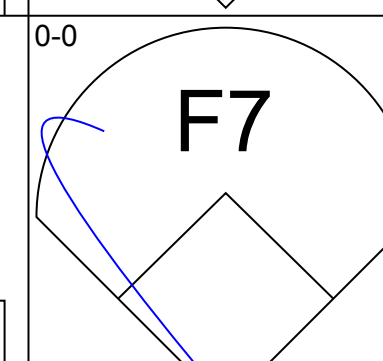
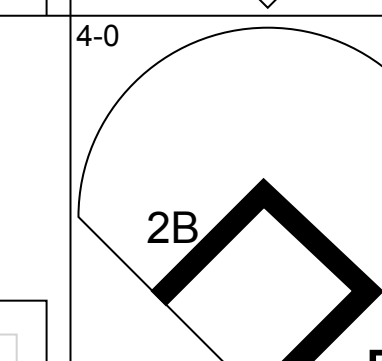
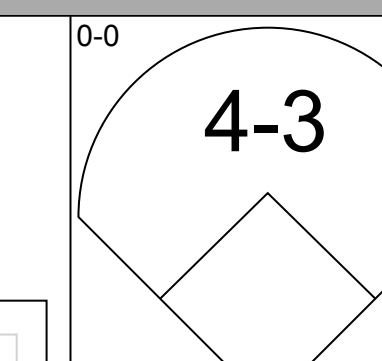
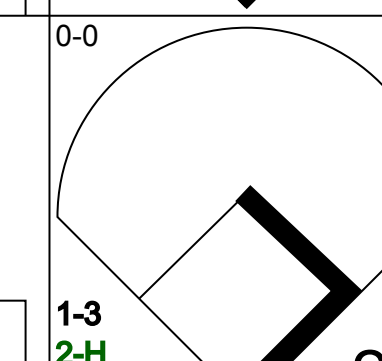
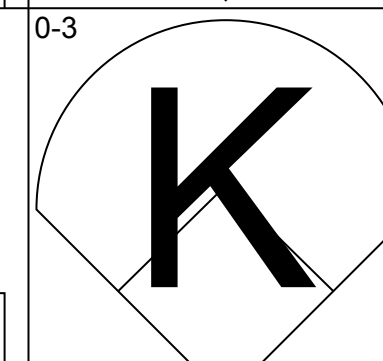
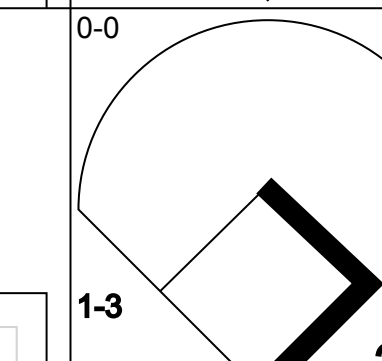
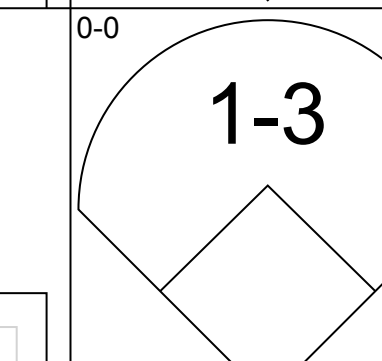
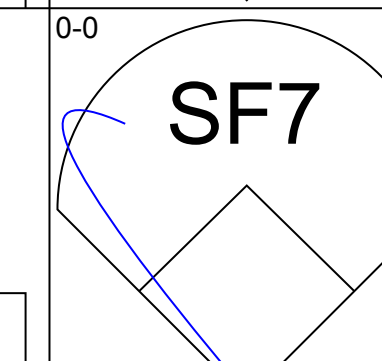
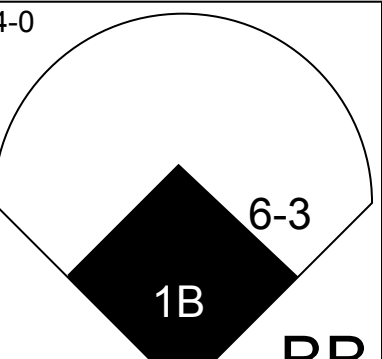
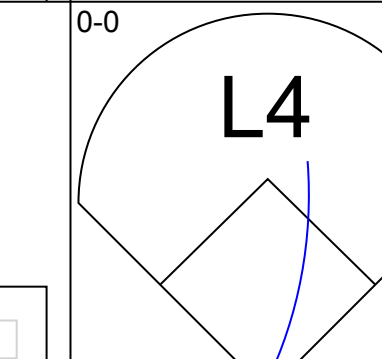
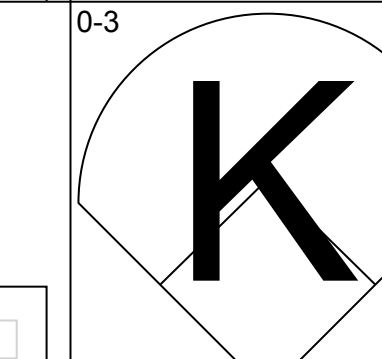
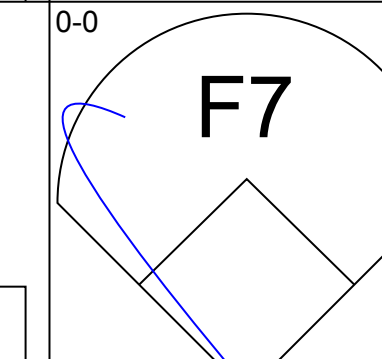

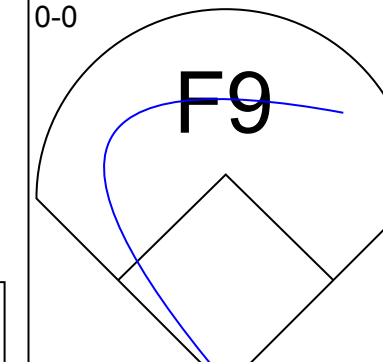
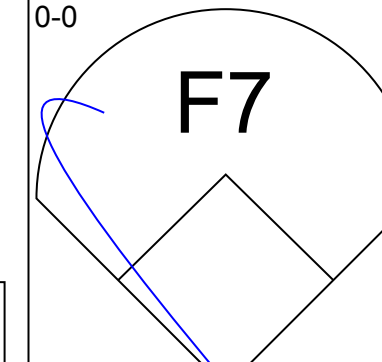
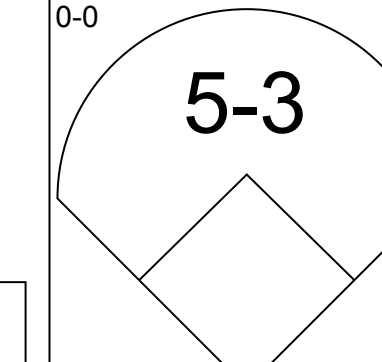

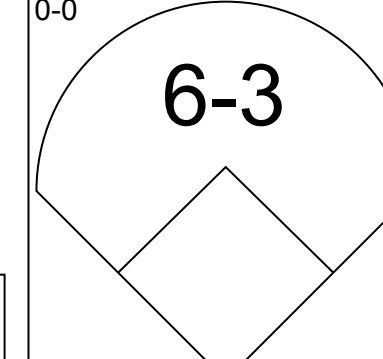
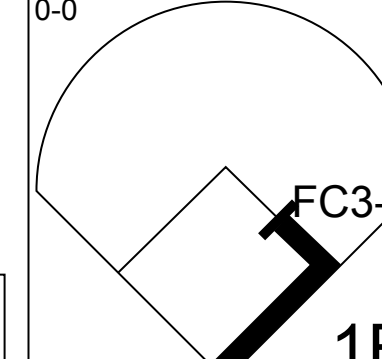
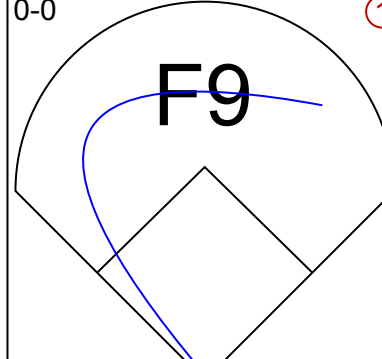

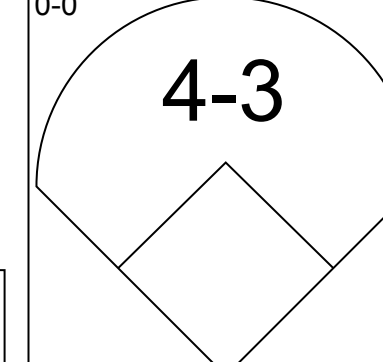

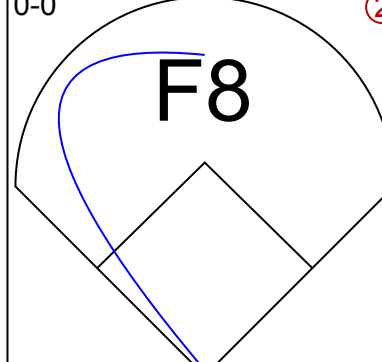

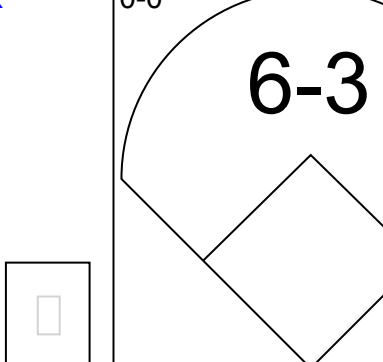
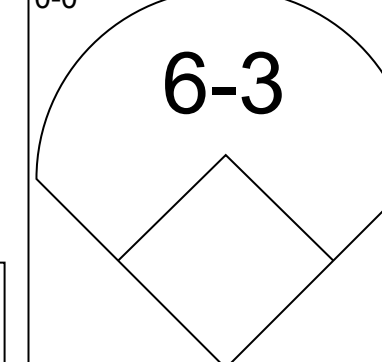
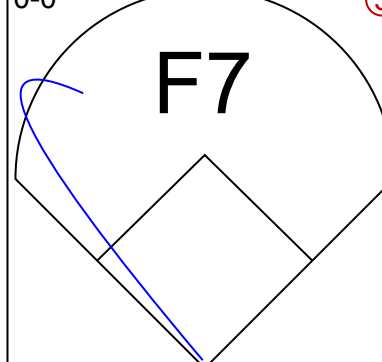
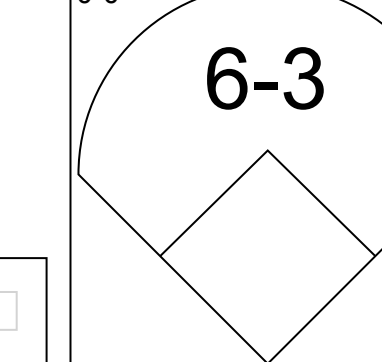
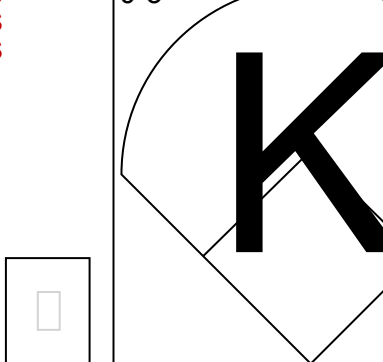
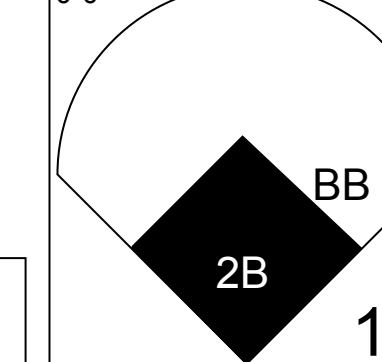


Batter	1	2	3	4	5	6	7	8	9	AB	R	H	RBI	BB	SO	LOB	TOP					
Jerry White, S OBP: 0.340, SLG: 0.413 (1, 7)	4-0 BB G4-3			0-0 F8		0-0 1B 2B		0-0 F4		3	1	1	0	1	0	0	Montreal Expos @ Philadelphia Phillies Veterans Stadium, Philadelphia, PA Fri Sep 26 1980, 7:05 PM EDT Att: 50,887 - Unknown livebaseballscorecards.com					
Rodney Scott, S OBP: 0.308, SLG: 0.292 (1, 4)	0-0 G4-3			0-0 F9		0-0 CS 1B		0-0 F4		4	0	1	1	0	0	1						
Rowland Office, L OBP: 0.354, SLG: 0.413 (1, 9)	0-0 6-3			0-0 FC5-4 1B		0-0 CS	0-0 4-3		0-0 F7	4	0	1	0	0	0	0						
Andre Dawson, R OBP: 0.353, SLG: 0.465 (1, 8)		0-0 5-3		0-0 FC5-4 1-2			0-0 2B		0-3 K	4	0	1	0	0	1	1						
Gary Carter, R OBP: 0.325, SLG: 0.470 (1, 2)		0-0 F8			0-0 5-3		0-0 F8			3	0	0	0	0	0	1						
Warren Cromartie, L OBP: 0.393, SLG: 0.446 (1, 3)		0-0 6-3			0-0 F7		4-0 IBB			2	0	0	0	1	0	0						
Larry Parrish, R OBP: 0.313, SLG: 0.429 (1, 5)			0-0 F2		0-0 F4		0-3 K			3	0	0	0	0	1	2						
Chris Speier, R OBP: 0.337, SLG: 0.309 (1, 6)			0-0 F9			0-0 1-3		0-0 F6		3	0	0	0	0	0	0						
David Palmer, R OBP: 0.250, SLG: 0.262 (1, 1)			0-3 K			0-0 5-3		0-0 1-3		3	0	0	0	0	1	0						
Inning Stats	R: 0 E: 0 K: 0 S: 2	H: 0 LOB: 0 BB: 1 P: 6	R: 0 E: 0 K: 0 S: 3	H: 0 LOB: 0 BB: 0 P: 3	R: 0 E: 0 K: 1 S: 5	H: 0 LOB: 1 BB: 0 P: 5	R: 0 E: 0 K: 0 S: 4	H: 1 LOB: 1 BB: 0 P: 4	R: 0 E: 0 K: 0 S: 3	H: 0 LOB: 0 BB: 0 P: 3	R: 1 E: 0 K: 0 S: 4	H: 2 LOB: 0 BB: 0 P: 4	R: 0 E: 0 K: 1 S: 6	H: 1 LOB: 2 BB: 1 P: 10	R: 0 E: 0 K: 0 S: 3	H: 0 LOB: 0 BB: 0 P: 3	R: 0 E: 0 K: 1 S: 5	H: 0 LOB: 0 BB: 0 P: 5	1B: 2 2B: 2 3B: 0 HR: 0	SF: 0 SAC: 0 DP: 1 HBP: 0	WP: 0 PB: 0 CS: 1	PA: 32
PITCHER	IP WLS BF H R ER SO BB IBB HBP BLK WP HR S P ERA WHIP	7.0 L 25 4 1 1 2 1 1 0 0 0 0 27 35 1.29 0.714	2.0 W 6 0 0 0 1 0 0 0 0 0 0 8 8 0.00 0.000	PITCHER																		
Dick Ruthven, R ERA: 3.6 (1, 1)																						
Tug McGraw, L ERA: 1.63 (8, 1)																						

Batter	1	2	3	4	5	6	7	8	9	AB	R	H	RBI	BB	SO	LOB	BOTTOM					
Pete Rose, S OBP: 0.346, SLG: 0.353 (1, 3)	0-0 5-3		0-3 K		0-0 F8			0-0 4-3		4	0	0	0	0	1	1	Montreal Expos @ Philadelphia Phillies Veterans Stadium, Philadelphia, PA Fri Sep 26 1980, 7:05 PM EDT Att: 50,887 - Unknown livebaseballscorecards.com					
Bake McBride, L OBP: 0.336, SLG: 0.457 (1, 9)	0-0 F8		0-0 F8			0-0 G6-4-3 1B		0-0 HR		4	1	2	1	0	0	1						
Mike Schmidt, R OBP: 0.380, SLG: 0.605 (1, 5)	0-0 F5		0-0 L8			0-0 G6-4-3 1-2				3	0	0	0	0	0	2						
Greg Luzinski, R OBP: 0.349, SLG: 0.447 (1, 7)		0-3 K		4-0 G3 BB		0-0 5-3				2	0	0	0	1	1	0						
Manny Trillo, R OBP: 0.331, SLG: 0.412 (1, 4)		0-0 F6		0-0 G3			0-0 F7			3	0	0	0	0	0	1						
Gary Maddox, R OBP: 0.280, SLG: 0.390 (1, 8)		0-0 HR		0-0 6-3			0-0 6-3			3	1	1	1	0	0	1						
Larry Bowa, S OBP: 0.299, SLG: 0.323 (1, 6)		0-0 BLK 1B		0-0 3-1			0-0 5-3			3	0	1	0	0	0	1						
Bob Boone, R OBP: 0.302, SLG: 0.341 (1, 2)		0-0 F9			0-0 F8			0-0 5-3		3	0	0	0	0	0	1						
Dick Ruthven, R OBP: 0.250, SLG: 0.333 (1, 1)			0-0 S 1B		0-3 K			0-0 4-3		2	0	1	0	0	1	0						
Tug McGraw, R OBP: 0.286, SLG: 0.286 (8, 1)										1	0	0	0	0	0	0						
Inning Stats	R: 0 E: 0 K: 0 S: 3	H: 2 LOB: 1 BB: 0 P: 7	R: 1 E: 0 K: 1 S: 7	H: 2 LOB: 1 BB: 0 P: 7	R: 0 E: 0 K: 1 S: 6	H: 1 LOB: 1 BB: 0 P: 6	R: 0 E: 0 K: 0 S: 3	H: 0 LOB: 1 BB: 1 P: 7	R: 0 E: 0 K: 1 S: 5	H: 0 LOB: 0 BB: 0 P: 5	R: 0 E: 0 K: 0 S: 3	H: 1 LOB: 0 BB: 0 P: 3	R: 0 E: 0 K: 0 S: 3	H: 0 LOB: 0 BB: 0 P: 3	R: 0 E: 0 K: 0 S: 3	H: 0 LOB: 0 BB: 0 P: 3	R: 1 E: 0 K: 0 S: 1	H: 1 LOB: 0 BB: 0 P: 1	1B: 3 2B: 0 3B: 0 HR: 2	SF: 0 SAC: 0 DP: 1 HBP: 0	WP: 0 PB: 0 CS: 0	PA: 29
PITCHER	IP WLS BF H R ER SO BB IBB HBP BLK WP HR S P ERA WHIP	8.0 L 29 5 2 2 3 1 0 0 0 0 2 34 38 2.25 0.750	PITCHER																			
David Palmer, R ERA: 3.21 (1, 1)																						

Batter	1	2	3	4	5	6	7	8	9	AB	R	H	RBI	BB	SO	LOB	TOP					
Jerry White, S OBP: 0.341, SLG: 0.418 (1, 9)	5-3		K						F2	5	0	2	1	0	1	0	Montreal Expos @ Philadelphia Phillies Veterans Stadium, Philadelphia, PA Sat Sep 27 1980, 3:33 AM EDT Att: 53,058 - Unknown					
Rodney Scott, S OBP: 0.306, SLG: 0.289 (1, 4)	K		K							4	0	0	0	0	2	2						
Andre Dawson, R OBP: 0.354, SLG: 0.469 (1, 8)	6-3									4	1	2	0	0	0	1						
Gary Carter, R OBP: 0.326, SLG: 0.475 (1, 2)										3	2	1	1	1	0	1						
Warren Cromartie, L OBP: 0.353, SLG: 0.445 (1, 3)	4-3									2	0	0	0	1	0	0						
Larry Parrish, R OBP: 0.312, SLG: 0.428 (1, 5)	K									4	0	1	1	0	1	2						
Chris Speier, R OBP: 0.341, SLG: 0.316 (1, 6)										4	1	3	1	0	0	2						
Bob Pate, R OBP: 0.317, SLG: 0.333 (1, 7)	1-3									3	0	1	0	0	0	3						
Scott Sanderson, R OBP: 0.109, SLG: 0.129 (1, 1)										2	0	0	0	0	2	0						
Ken Macha, R OBP: 0.364, SLG: 0.387 (7, PH)			K							1	0	0	0	0	1	1						
Elias Sosa, R OBP: 0.091, SLG: 0.091 (7, 1)										1	0	0	0	0	1	1						
Woodie Fryman, R OBP: 0.167, SLG: 0.167 (9, 1)										0	0	0	0	0	0	0						
Inning Stats	R: 0 E: 0 K: 1 S: 5	H: 0 LOB: 0 BB: 0 P: 5	R: 1 E: 0 K: 1 S: 7	H: 2 LOB: 1 BB: 0 P: 7	R: 0 E: 0 K: 3 S: 9	H: 0 LOB: 0 BB: 0 P: 9	R: 1 E: 0 K: 0 S: 5	H: 2 LOB: 2 BB: 1 P: 9	R: 0 E: 0 K: 1 S: 6	H: 1 LOB: 1 BB: 0 P: 6	R: 0 E: 0 K: 0 S: 3	H: 0 LOB: 0 BB: 0 P: 3	R: 1 E: 0 K: 1 S: 7	H: 2 LOB: 1 BB: 0 P: 7	R: 1 E: 0 K: 0 S: 4	H: 2 LOB: 1 BB: 1 P: 8	R: 0 E: 0 K: 1 S: 5	H: 1 LOB: 0 BB: 0 P: 5	1B: 5 2B: 5 3B: 0 HR: 1	SF: 0 SAC: 2 DP: 2 HBP: 0	WP: 0 PB: 0 CS: 1	PA: 37
PITCHER	IP WLS BF H R ER SO BB IBB HBP BLK WP HR S P ERA WHIP	7.0 L 30 8 4 4 7 1 0 0 0 0 1 43 47 5.14 1.286	8.1 L 4 1 0 0 0 0 1 0 0 0 0 3 7 0.00 1.000	9.1 L 3 1 0 0 1 0 0 0 0 0 0 5 5 0.00 1.000																		

Batter	1	2	3	4	5	6	7	8	9	AB	R	H	RBI	BB	SO	LOB	BOTTOM					
Pete Rose, S OBP: 0.346, SLG: 0.352 (1, 3)	K		G4-6-3							4	0	1	0	0	1	1	Montreal Expos @ Philadelphia Phillies Veterans Stadium, Philadelphia, PA Sat Sep 27 1980, 3:33 AM EDT Att: 53,058 - Unknown					
Bake McBride, L OBP: 0.335, SLG: 0.456 (1, 9)	F9									3	0	1	0	1	0	1						
Mike Schmidt, R OBP: 0.380, SLG: 0.608 (1, 5)										4	1	1	1	0	1	3						
Greg Luzinski, R OBP: 0.348, SLG: 0.444 (1, 7)	F7									4	0	1	0	0	1	1						
Jay Loviglio, R (9, PR)										0	0	0	0	0	0	0						
Manny Trillo, R OBP: 0.335, SLG: 0.420 (1, 4)										4	2	3	1	0	0	0						
Gary Maddox, R OBP: 0.276, SLG: 0.388 (1, 8)	F5									3	0	0	0	0	0	2						
Larry Bowa, S OBP: 0.296, SLG: 0.320 (1, 6)	F8									4	0	0	0	0	0	3						
Bob Boone, R OBP: 0.301, SLG: 0.340 (1, 2)										2	0	0	0	0	0	0						
Greg Gross, L OBP: 0.335, SLG: 0.307 (7, PH)	F9									1	0	0	0	0	0	1						
Keith Moreland, R OBP: 0.358, SLG: 0.464 (8, 2)										1	0	1	1	0	0	0						
Bob Demier, R OBP: 1.000, SLG: 1.000 (9, PR)										0	0	0	0	0	0	0						
Steve Carlton, L OBP: 0.178, SLG: 0.254 (1, 1)										2	0	1	0	0	0	0						
Warren Brusstar, R OBP: 0.306, SLG: 0.283 (8, PH)										0	0	0	0	0	0	0						
George Yukovich, L OBP: 0.292, SLG: 0.283 (8, PH)										1	0	0	0	0	1	0						
Sparky Lyle, L (8, PH)										0	0	0	0	0	0	0						
Del Unser, L OBP: 0.307, SLG: 0.354 (8, PH)										0	0	0	0	0	0	0						
Lonnie Smith, R OBP: 0.339, SLG: 0.445 (8, PH)										1	0	0	0	0	1	2						
Inning Stats	R: 1 E: 0 K: 1 S: 6	H: 1 LOB: 0 BB: 0 P: 6	R: 1 E: 0 K: 0 S: 4	H: 1 LOB: 0 BB: 0 P: 4	R: 0 E: 0 K: 1 S: 5	H: 1 LOB: 1 BB: 1 P: 9	R: 0 E: 0 K: 0 S: 3	H: 0 LOB: 0 BB: 0 P: 3	R: 0 E: 0 K: 1 S: 6	H: 1 LOB: 1 BB: 0 P: 6	R: 0 E: 0 K: 0 S: 4	H: 1 LOB: 1 BB: 0 P: 4	R: 0 E: 0 K: 1 S: 6	H: 1 LOB: 1 BB: 0 P: 6	R: 1 E: 0 K: 1 S: 8	H: 3 LOB: 2 BB: 0 P: 8	R: 1 E: 0 K: 1 S: 8	H: 0 LOB: 0 BB: 0 P: 8	1B: 7 2B: 0 3B: 0 HR: 2	SF: 0 SAC: 1 DP: 1 HBP: 0	WP: 0 PB: 0 CS: 0	PA: 36
PITCHER	IP WLS BF H R ER SO BB IBB HBP BLK WP HR S P ERA WHIP	6.0 W 22 4 2 2 3 1 0 0 0 0 2 27 31 3.00 0.833	7.1 L 13 5 1 1 1 0 0 0 0 0 0 15 15 3.38 1.875	9.1 S 1 0 0 0 1 0 0 0 0 0 0 3 3 0.00 0.000																		

Batter	1	2	3	4	5	6	7	8	9	AB	R	H	RBI	BB	SO	LOB	TOP								
Jerry White, S OBP: 0.338, SLG: 0.409 (1, 7)										4	1	0	0	1	1	4	Montreal Expos @ Philadelphia Phillies Veterans Stadium, Philadelphia, PA Sun Sep 28 1980, 3:33 AM EDT Att: 40,305 - Unknown livebaseballscorecards.com								
Rodney Scott, S OBP: 0.304, SLG: 0.287 (1, 4)										4	0	0	0	0	1	0									
Rowland Office, L OBP: 0.351, SLG: 0.409 (1, 9)										3	0	0	1	1	0	0									
Andre Dawson, R OBP: 0.356, SLG: 0.470 (1, 8)										5	2	3	0	0	1	2									
Gary Carter, R OBP: 0.330, SLG: 0.491 (1, 2)										4	2	3	4	1	1	1									
Warren Cromaris, L OBP: 0.362, SLG: 0.443 (1, 3)										5	1	1	0	0	1	2									
Larry Parrish, R OBP: 0.312, SLG: 0.426 (1, 5)										4	1	1	0	0	2	1									
Chris Speier, R OBP: 0.348, SLG: 0.325 (1, 6)										2	1	2	2	2	0	0									
Steve Rogers, R OBP: 0.247, SLG: 0.163 (1, 1)										3	0	1	1	0	2	2									
Inning Stats	R: 0 E: 1 K: 1 S: 5	H: 0 LOB: 1 BB: 1 P: 9	R: 1 E: 0 K: 2 S: 8	H: 1 LOB: 1 BB: 1 P: 12	R: 1 E: 0 K: 1 S: 6	H: 1 LOB: 2 BB: 1 P: 10	R: 0 E: 0 K: 0 S: 4	H: 1 LOB: 0 BB: 1 P: 8	R: 0 E: 0 K: 2 S: 7	H: 0 LOB: 0 BB: 0 P: 7	R: 3 E: 0 K: 0 S: 5	H: 3 LOB: 0 BB: 1 P: 9	R: 2 E: 0 K: 1 S: 7	H: 2 LOB: 0 BB: 0 P: 7	R: 0 E: 0 K: 2 S: 8	H: 1 LOB: 1 BB: 0 P: 8	R: 1 E: 0 K: 0 S: 5	H: 2 LOB: 1 BB: 0 P: 5	1B: 7 2B: 1 3B: 1 HR: 2	SF: 1 SAC: 2 DP: 0 HBP: 0	WP: 0 PB: 0 SB: 2 CS: 3	PA: 43			
PITCHER	IP	WLS	BF	H	R	ER	SO	BB	IBB	HBP	BLK	WP	HR	S	P	ERA	WHIP								
Bob Walk, R ERA: 4.74 (1, 1)	5.0	L	22	3	2	2	6	4	0	0	0	0	1	30	46	3.60	1.400								
Dickie Niles, R ERA: 3.99 (6, 1)	0.1		5	3	3	3	0	1	0	0	0	0	0	4	8	81.00	12.000								
Kevin Saucier, L ERA: 3.47 (6, 1)	1.2		6	2	2	2	1	0	0	0	0	0	1	8	8	10.80	1.200								
Ron Reed, R ERA: 4.1 (8, 1)	1.0		4	1	0	0	2	0	0	0	0	0	0	8	8	0.00	1.000								
Randy Lerch, L ERA: 5.08 (9, 1)	1.0		5	2	1	1	0	0	0	0	0	0	0	5	5	9.00	2.000								
Batter	1	2	3	4	5	6	7	8	9	AB	R	H	RBI	BB	SO	LOB	BOTTOM								
Pete Rose, S OBP: 0.345, SLG: 0.351 (1, 3)										3	1	0	0	1	0	0	Montreal Expos @ Philadelphia Phillies Veterans Stadium, Philadelphia, PA Sun Sep 28 1980, 3:33 AM EDT Att: 40,305 - Unknown livebaseballscorecards.com								
Bake McBride, L OBP: 0.340, SLG: 0.457 (1, 9)										3	0	1	1	1	0	0									
Mike Schmidt, R OBP: 0.379, SLG: 0.608 (1, 5)										3	0	1	1	0	1	0									
Greg Luzinski, R OBP: 0.347, SLG: 0.441 (1, 7)										3	1	0	0	1	1	3									
Manny Trillo, R OBP: 0.332, SLG: 0.417 (1, 4)										4	0	0	0	0	0	2									
Gary Maddox, R OBP: 0.276, SLG: 0.387 (1, 8)										4	0	1	0	0	0	1									
Larry Bowa, S OBP: 0.296, SLG: 0.320 (1, 6)										4	0	1	1	0	0	1									
Bob Boone, R OBP: 0.298, SLG: 0.337 (1, 2)										4	0	0	0	0	0	2									
Bob Walk, R George Vukovich, L Dickie Niles, R Kevin Saucier, L Ron Reed, R Greg Gross, R Randy Lerch, L (1, 1) (5, PH) (8, 1) (8, 1) (8, PH) (9, 1)										1	0	0	0	0	0	0									
Inning Stats	R: 0 E: 0 K: 1 S: 5	H: 0 LOB: 0 BB: 0 P: 5	R: 1 E: 0 K: 0 S: 4	H: 1 LOB: 1 BB: 1 P: 8	R: 0 E: 0 K: 0 S: 3	H: 0 LOB: 0 BB: 0 P: 3	R: 0 E: 0 K: 1 S: 5	H: 0 LOB: 0 BB: 0 P: 5	R: 0 E: 0 K: 0 S: 4	H: 1 LOB: 1 BB: 0 P: 4	R: 2 E: 0 K: 0 S: 5	H: 2 LOB: 1 BB: 1 P: 9	R: 0 E: 0 K: 0 S: 3	H: 0 LOB: 0 BB: 0 P: 3	1B: 3 2B: 2 3B: 0 HR: 0	SF: 1 SAC: 0 DP: 0 HBP: 0	WP: 0 PB: 0 SB: 0 CS: 0	PA: 35							
PITCHER	IP	WLS	BF	H	R	ER	SO	BB	IBB	HBP	BLK	WP	HR	S	P	ERA	WHIP								
Steve Rogers, R ERA: 2.96 (1, 1)	9.0	W	35	5	3	3	3	3	0	0	0	0	0	38	50	3.00	0.889								

Batter	1	2	3	4	5	6	7	8	9	AB	R	H	RBI	BB	SO	LOB	TOP																					
Ken Oberkfell, L (1,4) X OBP: 0.376, SLG: 0.412	G3		E4 FC6-4		4-3		P6 1-2			4	0	0	0	0	0	1																						
Gary Templeton, S (1,6) X OBP: 0.346, SLG: 0.424	4-3		FC6-4 1-2			HR		F8		4	1	1	1	0	0	1																						
Keith Hernandez, L (1,3) X OBP: 0.411, SLG: 0.491	BB 1B		1-6-3			K		4-3		4	0	1	0	0	1	1																						
Ted Simmons, S (1,2) BB OBP: 0.381, SLG: 0.513	FC6-4 1-2 BB			1B		1B		6-3		3	0	2	0	1	0	0																						
George Hendrick, R (1,9) X OBP: 0.344, SLG: 0.502	FC6-4 1-2			F9		G4-6-3 1B			6-3	4	0	0	0	0	0	4																						
Tony Scott, S (1,8) X OBP: 0.308, SLG: 0.311		2-3		FC6-4 1-2			4-3 1B 2B		BB 1B	4	1	2	0	0	0	1																						
Ken Reitz, R (1,5) X OBP: 0.301, SLG: 0.381				F8			6-3		L7	4	0	1	0	0	0	3																						
Tito Landrum, R (1,7) X OBP: 0.312, SLG: 0.319																																						
Leon Durham, L (9, PH) X OBP: 0.309, SLG: 0.424	G1-6-3 1B				5-3			4-3		3	0	0	0	0	0	2																						
Pete Vuckovich, R (1,1) X OBP: 0.194, SLG: 0.268										0	0	0	0	1	0	0																						
Dane Iorg, L (9, PH) X OBP: 0.348, SLG: 0.435			5-3							1	0	0	0	0	0	2																						
George Frazier, R (9,1) X OBP: 0.348, SLG: 0.435					G3				P4	0	0	0	0	0	0	0																						
Inning Stats	R: 0 E: 0 K: 0 S: 4	H: 1 LOB: 2 BB: 1 P: 8	R: 0 E: 0 K: 0 S: 3	H: 1 LOB: 0 BB: 0 P: 3	R: 0 E: 1 K: 0 S: 4	H: 0 LOB: 1 BB: 0 P: 4	R: 0 E: 0 K: 0 S: 4	H: 1 LOB: 1 BB: 0 P: 4	R: 0 E: 0 K: 0 S: 3	H: 0 LOB: 0 BB: 0 P: 3	R: 1 E: 0 K: 1 S: 6	H: 2 LOB: 0 BB: 0 P: 6	R: 1 E: 0 K: 0 S: 5	H: 2 LOB: 1 BB: 0 P: 5	R: 0 E: 0 K: 0 S: 3	H: 0 LOB: 2 BB: 1 P: 8	1B: 6 2B: 1 3B: 0 HR: 1	SF: 0 SAC: 0 DP: 2 HBP: 0	WP: 0 PB: 0 SB: 1 CS: 0	PA: 36																		
PITCHER	IP	WLS	BF	H	R	ER	SO	BB	IBB	HBP	BLK	WP	HR	S	P	ERA	WHIP	PITCHER				IP	WLS	BF	H	R	ER	SO	BB	IBB	HBP	BLK	WP	HR	S	P	ERA	WHIP
Bill Lee, L (1,1) ERA: 4.96	8.0		31	7	2	2	1	1	0	0	0	0	1	32	36	2.25	1.000																					
Stan Bahnsen, R (9,1) ERA: 2.98	0.2		4	1	0	0	0	1	0	0	0	0	0	3	7	0.00	3.000																					
Woodie Fryman, L (9,1) ERA: 2.24	0.1	W	1	0	0	0	0	0	0	0	0	0	0	1	1	0.00	0.000																					

St. Louis Cardinals @ Montreal Expos
Olympic Stadium, Montreal, QB
Mon Sep 29 1980, 7:05 PM EDT
Att: 34,064 - Unknown

AB	34
R	2
H	8
RBI	2
BB	2
SO	1
LOB	15



Batter	1	2	3	4	5	6	7	8	9	AB	R	H	RBI	BB	SO	LOB	BOTTOM																					
Jerry White, S (1,7) BB OBP: 0.345, SLG: 0.407	S BB		FC3-6 1-2 BB		G3			SF9 S BB		1	0	0	0	3	0	0																						
Rodney Scott, S (1,4) S OBP: 0.304, SLG: 0.286	K		FC3-6 FC5-4 1-2 2-3			F3		SF9 BB 1-2 2-3		3	0	0	0	1	1	3																						
Rowland Office, L (1,9) X OBP: 0.347, SLG: 0.404	F8		FC5-4 1-2			F8		SF9 1-2 2-3 3-H		3	0	0	1	0	0	3																						
Andre Dawson, R (1,8) X OBP: 0.355, SLG: 0.474	F9			HR		6-3		F3		4	1	1	1	0	0	4																						
Gary Carter, R (1,2) X OBP: 0.328, SLG: 0.487		P4		K			K		E5 FC1-6 SH3-4 HR	4	1	0	0	0	2	0																						
Warren Cromartie, L (1,3) X OBP: 0.352, SLG: 0.442	F8			K				CS 1B	SH3-4 1-2	3	0	1	0	0	1	0																						
Larry Parrish, R (1,5) X OBP: 0.313, SLG: 0.425		6-3					F8		FC1-6 IBB	3	0	1	0	1	0	1																						
Chris Speier, R (1,6) X OBP: 0.347, SLG: 0.325			1-3							3	0	1	0	0	1	0																						
Ron LeFlore, R (9, PR) X OBP: 0.337, SLG: 0.363				CS						0	1	0	0	0	0	0																						
Jerry Manuel, S (9,6) X OBP: 0.347, SLG: 0.347										0	0	0	0	0	0	0																						
Willie Montanez, L (9, PH) X OBP: 0.271, SLG: 0.347										1	0	0	0	0	2																							
Tony Bernazard, S (9, PR) X OBP: 0.281, SLG: 0.352										0	1	0	0	0	0	0																						
Bill Lee, L (1,1) X OBP: 0.220, SLG: 0.244										2	0	1	0	0	1	0																						
Tom Hutton, L (9, PH) X OBP: 0.271, SLG: 0.259										0	0	0	0	0	0	0																						
Stan Bahnsen, R (9,1) X OBP: 0.385, SLG: 0.222			FC3-6 BB							0	0	0	0	0	0	0																						
Woodie Fryman, R (9,1) X OBP: 0.167, SLG: 0.167										0	0	0	0	0	0	0																						
John Tamargo, S (9, PH) X OBP: 0.305, SLG: 0.380										1	1	1	3	0	0	0																						
Inning Stats	R: 0 E: 0 K: 1 S: 5	H: 0 LOB: 0 BB: 1 P: 9	R: 0 E: 0 K: 0 S: 3	H: 0 LOB: 0 BB: 0 P: 3	R: 0 E: 0 K: 0 S: 4	H: 1 LOB: 2 BB: 1 P: 8	R: 1 E: 0 K: 2 S: 8	H: 2 LOB: 0 BB: 0 P: 8	R: 0 E: 0 K: 2 S: 7	H: 0 LOB: 0 BB: 0 P: 7	R: 0 E: 0 K: 0 S: 3	H: 0 LOB: 0 BB: 0 P: 3	R: 0 E: 0 K: 1 S: 5	H: 1 LOB: 0 BB: 0 P: 5	R: 0 E: 0 K: 0 S: 4	H: 1 LOB: 3 BB: 2 P: 12	R: 1 E: 1 K: 0 S: 4	H: 1 LOB: 1 BB: 1 P: 8	1B: 4 2B: 0 3B: 0 HR: 2	SF: 1 SAC: 2 DP: 0 HBP: 0	WP: 0 PB: 0 SB: 3 CS: 2	PA: 38																
PITCHER	IP	WLS	BF	H	R	ER	SO	BB	IBB	HBP	BLK	WP	HR	S	P	ERA	WHIP	PITCHER				IP	WLS	BF	H	R	ER	SO	BB	IBB	HBP	BLK	WP	HR	S	P	ERA	WHIP
Pete Vuckovich, R (1,1) ERA: 3.4	8.0		31	5	2	2	6	4	0	0	0	0	1	39	55	2.25	1.125																					
George Frazier, R (9,1) ERA: 2.91	0.2	L	5	1	3	0	0	0	1	0	0	0	1	4	8	0.00	1.500																					

St. Louis Cardinals @ Montreal Expos
Olympic Stadium, Montreal, QB
Mon Sep 29 1980, 7:05 PM EDT
Att: 34,064 - Unknown

AB	28
R	5
H	6
RBI	5
BB	5
SO	6
LOB	13



Batter	1	2	3	4	5	6	7	8	9	AB	R	H	RBI	BB	SO	LOB	TOP				
Ken Oberkfell, L (1.4) OBP: 0.377, SLG: 0.415	5-3		E1				1-3			4	0	2	1	0	0	1	St. Louis Cardinals @ Montreal Expos Olympic Stadium, Montreal, QB Tue Sep 30 1980, 7:05 PM EDT Att: 30,759 - Unknown				
Tony Scott, S (1.8) OBP: 0.307, SLG: 0.309			SF9				F5		F7	2	0	0	1	1	0	2					
Keith Hernandez, L (1.3) OBP: 0.410, SLG: 0.489			K				K		K	3	0	0	0	1	3	3					
Ted Simmons, S (1.2) OBP: 0.378, SLG: 0.509	F8								6-3	4	0	0	0	0	1	1					
George Hendrick, R (1.9) OBP: 0.342, SLG: 0.498		K							P4	4	0	0	0	0	3	0					
Leon Durham, L (1.7) OBP: 0.309, SLG: 0.422		K							G6-4-3	4	0	1	0	0	2	0					
Ken Reitz, R (1.5) OBP: 0.300, SLG: 0.380		K							G6-4-3	4	0	1	0	0	1	1					
Tom Herr, S (1.6) OBP: 0.295, SLG: 0.338									G1-6-3	2	1	0	0	1	0	2					
Bob Forsch, R (1.1) OBP: 0.313, SLG: 0.474										2	1	0	0	0	0	3					
John Urrea, R (6.1) OBP: 0.250, SLG: 0.250										0	0	0	0	0	0	0					
Joseph DeSa, L (7. PH) OBP: 0.167, SLG: 0.167										1	0	1	0	0	0	0					
Jim Otten, R (7.1) OBP: 0.200, SLG: 0.200										0	0	0	0	0	0	0					
Inning Stats	R: 0 E: 0 K: 0 S: 2	H: 0 LOB: 1 BB: 2 P: 10	R: 0 E: 0 K: 3 S: 9	H: 0 LOB: 0 BB: 0 P: 9	R: 1 E: 1 K: 1 S: 6	H: 1 LOB: 1 BB: 1 P: 10	R: 0 E: 0 K: 2 S: 7	H: 0 LOB: 0 BB: 0 P: 7	R: 1 E: 2 K: 1 S: 8	H: 1 LOB: 2 BB: 0 P: 8	R: 0 E: 0 K: 0 S: 4	H: 2 LOB: 1 BB: 0 P: 4	R: 0 E: 0 K: 1 S: 5	H: 0 LOB: 0 BB: 0 P: 5	R: 0 E: 0 K: 0 S: 3	H: 1 LOB: 0 BB: 0 P: 3	1B: 4 2B: 1 3B: 0 HR: 0	SF: 1 SAC: 0 DP: 2 HBP: 0	WP: 1 PB: 0 SB: 0 CS: 1	PA: 34	
PITCHER	IP WLS BF H R ER SO BB IBB HBP BLK WP HR S P ERA WHIP	IP WLS BF H R ER SO BB IBB HBP BLK WP HR S P ERA WHIP	IP WLS BF H R ER SO BB IBB HBP BLK WP HR S P ERA WHIP	IP WLS BF H R ER SO BB IBB HBP BLK WP HR S P ERA WHIP	IP WLS BF H R ER SO BB IBB HBP BLK WP HR S P ERA WHIP	IP WLS BF H R ER SO BB IBB HBP BLK WP HR S P ERA WHIP	IP WLS BF H R ER SO BB IBB HBP BLK WP HR S P ERA WHIP	IP WLS BF H R ER SO BB IBB HBP BLK WP HR S P ERA WHIP	IP WLS BF H R ER SO BB IBB HBP BLK WP HR S P ERA WHIP	IP WLS BF H R ER SO BB IBB HBP BLK WP HR S P ERA WHIP	IP WLS BF H R ER SO BB IBB HBP BLK WP HR S P ERA WHIP	IP WLS BF H R ER SO BB IBB HBP BLK WP HR S P ERA WHIP	IP WLS BF H R ER SO BB IBB HBP BLK WP HR S P ERA WHIP	IP WLS BF H R ER SO BB IBB HBP BLK WP HR S P ERA WHIP	IP WLS BF H R ER SO BB IBB HBP BLK WP HR S P ERA WHIP	IP WLS BF H R ER SO BB IBB HBP BLK WP HR S P ERA WHIP	IP WLS BF H R ER SO BB IBB HBP BLK WP HR S P ERA WHIP	IP WLS BF H R ER SO BB IBB HBP BLK WP HR S P ERA WHIP	IP WLS BF H R ER SO BB IBB HBP BLK WP HR S P ERA WHIP	IP WLS BF H R ER SO BB IBB HBP BLK WP HR S P ERA WHIP	IP WLS BF H R ER SO BB IBB HBP BLK WP HR S P ERA WHIP


AB 30
R 2
H 5
RBI 2
BB 3
SO 10
LOB 13




Batter	1	2	3	4	5	6	7	8	9	AB	R	H	RBI	BB	SO	LOB	BOTTOM				
Jerry White, S (1.7) OBP: 0.342, SLG: 0.399	F5		F8						F9	4	0	0	0	1	0	1	St. Louis Cardinals @ Montreal Expos Olympic Stadium, Montreal, QB Tue Sep 30 1980, 7:05 PM EDT Att: 30,759 - Unknown				
Rodney Scott, S (1.4) OBP: 0.304, SLG: 0.289	B3									4	1	1	0	0	1	3					
Rowland Office, L (1.9) OBP: 0.346, SLG: 0.406	F7									4	1	1	1	0	0	0					
Andre Dawson, R (1.8) OBP: 0.357, SLG: 0.488		5-3								4	2	3	2	0	0	0					
Gary Carter, R (1.2) OBP: 0.331, SLG: 0.490										3	1	2	1	1	0	0					
Warren Cromarlie, L (1.3) OBP: 0.351, SLG: 0.440										3	1	0	0	1	2	3					
Larry Parrish, R (1.5) OBP: 0.315, SLG: 0.433										4	1	2	3	0	0	1					
Chris Speier, R (1.6) OBP: 0.349, SLG: 0.327										4	0	2	0	0	1	1					
Bill Gullickson, R (1.1) OBP: 0.214, SLG: 0.200										2	0	0	0	1	1	1					
Woodie Fryman, R (8.1) OBP: 0.167, SLG: 0.167										0	0	0	0	0	0	0					
Inning Stats	R: 0 E: 0 K: 0 S: 3	H: 0 LOB: 0 BB: 0 P: 3	R: 0 E: 0 K: 1 S: 5	H: 0 LOB: 1 BB: 1 P: 9	R: 0 E: 0 K: 0 S: 3	H: 0 LOB: 0 BB: 0 P: 3	R: 1 E: 0 K: 0 S: 5	H: 3 LOB: 1 BB: 0 P: 5	R: 0 E: 0 K: 1 S: 5	H: 1 LOB: 0 BB: 0 P: 5	R: 5 E: 0 K: 1 S: 10	H: 5 LOB: 3 BB: 3 P: 22	R: 1 E: 0 K: 1 S: 6	H: 1 LOB: 0 BB: 0 P: 6	R: 0 E: 0 K: 1 S: 6	H: 1 LOB: 1 BB: 0 P: 6	1B: 4 2B: 2 3B: 3 HR: 2	SF: 0 SAC: 1 DP: 1 HBP: 0	WP: 0 PB: 1 SB: 0 CS: 1	PA: 37	
PITCHER	IP WLS BF H R ER SO BB IBB HBP BLK WP HR S P ERA WHIP	IP WLS BF H R ER SO BB IBB HBP BLK WP HR S P ERA WHIP	IP WLS BF H R ER SO BB IBB HBP BLK WP HR S P ERA WHIP	IP WLS BF H R ER SO BB IBB HBP BLK WP HR S P ERA WHIP	IP WLS BF H R ER SO BB IBB HBP BLK WP HR S P ERA WHIP	IP WLS BF H R ER SO BB IBB HBP BLK WP HR S P ERA WHIP	IP WLS BF H R ER SO BB IBB HBP BLK WP HR S P ERA WHIP	IP WLS BF H R ER SO BB IBB HBP BLK WP HR S P ERA WHIP	IP WLS BF H R ER SO BB IBB HBP BLK WP HR S P ERA WHIP	IP WLS BF H R ER SO BB IBB HBP BLK WP HR S P ERA WHIP	IP WLS BF H R ER SO BB IBB HBP BLK WP HR S P ERA WHIP	IP WLS BF H R ER SO BB IBB HBP BLK WP HR S P ERA WHIP	IP WLS BF H R ER SO BB IBB HBP BLK WP HR S P ERA WHIP	IP WLS BF H R ER SO BB IBB HBP BLK WP HR S P ERA WHIP	IP WLS BF H R ER SO BB IBB HBP BLK WP HR S P ERA WHIP	IP WLS BF H R ER SO BB IBB HBP BLK WP HR S P ERA WHIP	IP WLS BF H R ER SO BB IBB HBP BLK WP HR S P ERA WHIP	IP WLS BF H R ER SO BB IBB HBP BLK WP HR S P ERA WHIP	IP WLS BF H R ER SO BB IBB HBP BLK WP HR S P ERA WHIP	IP WLS BF H R ER SO BB IBB HBP BLK WP HR S P ERA WHIP	IP WLS BF H R ER SO BB IBB HBP BLK WP HR S P ERA WHIP

AB 32
R 7
H 11
RBI 7
BB 4
SO 5
LOB 10



Batter	1	2	3	4	5	6	7	8	9	AB	R	H	RBI	BB	SO	LOB	TOP
Ken Oberkfell, L OBP: 0.378, SLG: 0.418 (1,4)	0-0 6-3 2B		0-0 1B		0-0 E3			0-0 F8		4	0	2	0	0	0	0	St. Louis Cardinals @ Montreal Expos Olympic Stadium, Montreal, QB Wed Oct 01 1980, 7:05 PM EDT Att: 20,063 - Unknown livebaseballscores.com AB 34 R 0 H 6 RBI 0 BB 0 SO 10 LOB 13 
Gary Templeton, S OBP: 0.346, SLG: 0.423 George Frazier, R (8,1)	0-3 K		0-3 K		0-0 4-3			0-0 1B		4	0	1	0	0	2	3	
Keith Hernandez, L OBP: 0.409, SLG: 0.487 (1,3)	0-0 6-3 2-3		0-0 G3			0-3 K		0-0 1B		4	0	1	0	0	1	2	
Ted Simmons, S OBP: 0.375, SLG: 0.505 (1,2)	0-3 K			0-0 4-3		0-0 G3		0-0 F7		4	0	0	0	0	1	3	
Dane Iorg, L OBP: 0.350, SLG: 0.440 (1,9)		0-0 2B		0-0 1B		0-0 4-3			0-0 4-3	4	0	2	0	0	0	0	
Leon Durham, L OBP: 0.305, SLG: 0.416 (1,7)		0-0 3-1		0-3 K			0-0 F8		0-0 4-3	4	0	0	0	0	1	2	
Tony Scott, S OBP: 0.304, SLG: 0.306 (1,8)		0-3 K		0-3 K			0-0 6-3		0-0 G1	4	0	0	0	0	2	2	
Ken Reitz, R OBP: 0.299, SLG: 0.378 (1,5)		0-0 2-3			0-0 1-3		0-0 6-3			3	0	0	0	0	0	1	
Andy Rincon, R OBP: 0.250, SLG: 0.250 Jeff Little, R OBP: 0.200, SLG: 0.200 John Littlefield, R (7,1) Tom Herr, S OBP: 0.294, SLG: 0.336 (8,6)			0-3 K		0-3 K			0-3 K		2	0	0	0	0	2	0	
Inning Stats	R: 0 E: 0 K: 2 S: 8	H: 1 LOB: 1 BB: 0 P: 8	R: 0 E: 0 K: 1 S: 6	H: 1 LOB: 1 BB: 0 P: 6	R: 0 E: 0 K: 2 S: 8	H: 1 LOB: 1 BB: 0 P: 8	R: 0 E: 1 K: 1 S: 6	H: 0 LOB: 1 BB: 0 P: 6	R: 0 E: 0 K: 0 S: 3	H: 0 LOB: 0 BB: 0 P: 3	R: 0 E: 0 K: 1 S: 7	H: 2 LOB: 2 BB: 0 P: 7	R: 0 E: 0 K: 0 S: 3	H: 0 LOB: 0 BB: 0 P: 3	1B: 4 2B: 2 3B: 0 HR: 0	SF: 0 SAC: 0 DP: 0 HBP: 0	WP: 0 PA: 34 CS: 0
PITCHER David Palmer, R ERA: 2.98 (1,1)	IP: 9.0 WLS: W BF: 34 H: 6 R: 0 ER: 0 SO: 10 BB: 0 IBB: 0 HBP: 0 BLK: 0 WP: 0 HR: 0 S: 54 P: 54 ERA: 0.00 WHIP: 0.667																

Batter	1	2	3	4	5	6	7	8	9	AB	R	H	RBI	BB	SO	LOB	BOTTOM
Jerry White, S OBP: 0.348, SLG: 0.401 (1,7)	0-0 G3 1B			0-0 F7		4-0 FC5-6 BB	0-0 1B 1B	0-3 K		4	1	2	0	1	1	0	St. Louis Cardinals @ Montreal Expos Olympic Stadium, Montreal, QB Wed Oct 01 1980, 7:05 PM EDT Att: 20,063 - Unknown livebaseballscores.com AB 33 R 8 H 11 RBI 7 BB 3 SO 7 LOB 13 
Rodney Scott, S OBP: 0.303, SLG: 0.289 (1,4)	0-0 G3 1-2			0-0 6-3		0-0 FC5-6 1B 1-2	0-0 1B 1B 1-2 2-H 3-H			4	1	1	2	0	0	2	
Rowland Office, L OBP: 0.345, SLG: 0.404 (1,9)	0-0 F7			0-0 6-3		0-0 3B 1B 1-2	0-0 K			4	1	1	0	0	1	2	
Andre Dawson, R OBP: 0.360, SLG: 0.496 (1,8)		0-0 F8			0-0 3B 2B	0-0 1-H BLK 3B	0-0 1B 1B 1-2 2-H			4	2	3	2	0	0	0	
Gary Carter, R OBP: 0.332, SLG: 0.493 (1,2)		0-0 3-1			0-0 2-H 3B	4-0 3-H BB	0-0 F8			3	0	1	1	1	0	2	
Warren Cromartie, L OBP: 0.350, SLG: 0.439 (1,3)		0-0 F9			0-3 K	0-0 F7	0-0 1-2 2-H 1B			4	0	1	1	0	1	2	
Larry Parrish, R OBP: 0.314, SLG: 0.433 (1,5)			0-0 G3		0-3 K		0-0 2B K			4	1	1	0	0	2	3	
Chris Speier, R OBP: 0.350, SLG: 0.330 (1,6)			0-0 1-6-3		4-0 IBB		0-0 SH 1B 2B 2-H	0-0 6-3		3	1	1	1	1	0	0	
David Palmer, R OBP: 0.234, SLG: 0.244 (1,1)			0-3 K		0-3 K		0-0 SH 1B 2-3	0-0 F8		3	1	0	0	0	2	2	
Inning Stats	R: 0 E: 0 K: 0 S: 3	H: 1 LOB: 0 BB: 0 P: 3	R: 0 E: 0 K: 0 S: 3	H: 0 LOB: 0 BB: 0 P: 3	R: 0 E: 0 K: 0 S: 3	H: 0 LOB: 0 BB: 0 P: 3	R: 1 E: 0 K: 3 S: 11	H: 2 LOB: 2 BB: 1 P: 15	R: 2 E: 0 K: 0 S: 4	H: 2 LOB: 1 BB: 2 P: 12	R: 5 E: 0 K: 2 S: 14	H: 6 LOB: 2 BB: 0 P: 14	R: 0 E: 0 K: 1 S: 5	H: 0 LOB: 0 BB: 0 P: 5	1B: 6 2B: 3 3B: 2 HR: 0	SF: 0 SAC: 1 DP: 0 HBP: 0	WP: 0 PA: 37 CS: 0
PITCHER Andy Rincon, R ERA: 2.61 Jeff Little, L ERA: 3.95 John Littlefield, R ERA: 3.09 George Frazier, R ERA: 2.78 (8,1)	IP: 6.0 WLS: L BF: 27 H: 7 R: 6 ER: 6 SO: 4 BB: 2 IBB: 1 HBP: 0 BLK: 1 WP: 0 HR: 0 S: 32 P: 44 ERA: 9.00 WHIP: 1.500																

Batter	1	2	3	4	5	6	7	8	9	AB	R	H	RBI	BB	SO	LOB	TOP								
Pete Rose, S OBP: 0.347, SLG: 0.350 (1, 3)										4	1	2	0	0	0	3	Philadelphia Phillies @ Montreal Expos Olympic Stadium, Montreal, QB Fri Oct 03 1980, 7:05 PM EDT Att: 57,121 - Unknown								
Bake McBride, L OBP: 0.336, SLG: 0.452 (1, 9)										4	0	1	0	0	1	2									
Mike Schmidt, R OBP: 0.378, SLG: 0.617 (1, 5)										2	1	2	2	1	0	0									
Greg Luzinski, R OBP: 0.341, SLG: 0.440 (1, 7)										3	0	0	0	0	3	1									
Gary Maddox, R OBP: 0.279, SLG: 0.388 (6, 8)										0	0	0	0	0	0	0									
Del Unser, L OBP: 0.316, SLG: 0.381 (1, 8)										4	0	0	0	0	1	2									
Manny Trillo, R OBP: 0.335, SLG: 0.414 (1, 4)										3	0	1	0	1	0	0									
Larry Bowa, S OBP: 0.299, SLG: 0.323 (1, 6)										4	0	1	0	0	0	3									
Bob Boone, R OBP: 0.298, SLG: 0.336 (1, 2)										3	0	0	0	0	0	2									
Dick Ruthven, R OBP: 0.257, SLG: 0.338 (1, 1)										2	0	1	0	0	1	0									
Sparky Lyle, L (6, 1)										0	0	0	0	0	0	0									
Greg Gross, L OBP: 0.350, SLG: 0.316 (8, PH)										0	0	0	0	1	0	0									
Jay Loviglio, R (8, PR)										0	0	0	0	0	0	0									
Tug McGraw, R OBP: 0.285, SLG: 0.286 (8, 1)										0	0	0	0	0	0	0									
Inning Stats	R: 1 E: 0 K: 2 S: 9	H: 2 LOB: 1 BB: 0 P: 9	R: 0 E: 0 K: 0 S: 3	H: 0 LOB: 0 BB: 0 P: 3	R: 0 E: 0 K: 2 S: 8	H: 2 LOB: 1 BB: 0 P: 8	R: 0 E: 0 K: 1 S: 5	H: 0 LOB: 0 BB: 0 P: 5	R: 0 E: 1 K: 0 S: 4	H: 2 LOB: 1 BB: 0 P: 4	R: 1 E: 0 K: 1 S: 6	H: 1 LOB: 0 BB: 0 P: 6	R: 0 E: 0 K: 0 S: 3	H: 1 LOB: 0 BB: 0 P: 3	R: 0 E: 0 K: 0 S: 2	H: 0 LOB: 1 BB: 2 P: 6	R: 0 E: 0 K: 0 S: 3	H: 0 LOB: 2 BB: 1 P: 11	1B: 6 2B: 1 3B: 0 HR: 1	SF: 1 SAC: 1 DP: 1 HBP: 0	WP: 1 PB: 0 SB: 1 CS: 3	PA: 35			
PITCHER	IP	WLS	BF	H	R	ER	SO	BB	IBB	HBP	BLK	WP	HR	S	P	ERA	WHIP								
Scott Sanderson, R ERA: 3.11 (1, 1)	7.0	L	26	8	2	2	6	0	0	0	0	0	1	38	38	2.57	1.143								
Stan Bahnsen, R ERA: 2.92 (8, 1)	1.2		7	0	0	0	0	3	0	0	0	1	0	4	16	0.00	1.800								
Woodie Fryman, L ERA: 2.17 (9, 1)	0.1		1	0	0	0	0	0	0	0	0	0	0	1	1	0.00	0.000								

Batter	1	2	3	4	5	6	7	8	9	AB	R	H	RBI	BB	SO	LOB	BOTTOM								
Jerry White, S OBP: 0.346, SLG: 0.403 (1, 7)										4	1	1	0	0	0	2	Philadelphia Phillies @ Montreal Expos Olympic Stadium, Montreal, QB Fri Oct 03 1980, 7:05 PM EDT Att: 57,121 - Unknown								
Rodney Scott, S OBP: 0.305, SLG: 0.288 (1, 4)										2	0	0	0	2	1	2									
Rowland Office, L OBP: 0.346, SLG: 0.404 (1, 9)										2	0	1	0	0	0	1									
Bob Pate, R OBP: 0.310, SLG: 0.324 (6, PH)										1	0	0	0	0	1	0									
Andre Dawson, R OBP: 0.359, SLG: 0.494 (1, 8)										2	0	0	1	1	1	0									
Gary Carter, R OBP: 0.331, SLG: 0.490 (1, 2)										3	0	0	0	1	1	2									
Warren Cromartie, L OBP: 0.368, SLG: 0.436 (1, 3)										4	0	0	0	0	1	2									
Larry Parrish, R OBP: 0.312, SLG: 0.430 (1, 5)										4	0	0	0	0	1	0									
Chris Speier, R OBP: 0.352, SLG: 0.331 (1, 6)										2	0	1	0	1	0	0									
Ron LeFlore, R OBP: 0.337, SLG: 0.363 (7, PR)										0	0	0	0	0	0	0									
Jerry Manuel, S (8, 6)										1	0	0	0	0	1	0									
Scott Sanderson, R OBP: 0.106, SLG: 0.125 (1, 1)										2	0	0	0	0	0	1									
John Tamargo, S OBP: 0.327, SLG: 0.392 (7, PH)										1	0	1	0	0	0	0									
Tim Raines, S OBP: 0.304, SLG: 0.059 (7, PR)										0	0	0	0	0	0	0									
Stan Bahnsen, R OBP: 0.385, SLG: 0.222 (8, 1)										0	0	0	0	0	0	0									
Woodie Fryman, R OBP: 0.167, SLG: 0.167 (9, 1)										0	0	0	0	0	0	0									
Inning Stats	R: 0 E: 0 K: 1 S: 6	H: 1 LOB: 2 BB: 1 P: 10	R: 0 E: 0 K: 0 S: 4	H: 1 LOB: 1 BB: 0 P: 4	R: 0 E: 0 K: 0 S: 2	H: 0 LOB: 0 BB: 1 P: 6	R: 0 E: 0 K: 1 S: 5	H: 0 LOB: 0 BB: 0 P: 5	R: 0 E: 0 K: 0 S: 3	H: 0 LOB: 0 BB: 0 P: 3	R: 1 E: 0 K: 0 S: 4	H: 1 LOB: 2 BB: 2 P: 12	R: 0 E: 0 K: 0 S: 4	H: 1 LOB: 2 BB: 1 P: 8	R: 0 E: 0 K: 3 S: 9	H: 0 LOB: 0 BB: 0 P: 9	R: 0 E: 0 K: 2 S: 7	H: 0 LOB: 0 BB: 0 P: 7	1B: 3 2B: 1 3B: 0 HR: 0	SF: 1 SAC: 1 DP: 0 HBP: 0	WP: 0 PB: 0 SB: 0 CS: 1	PA: 35			
PITCHER	IP	WLS	BF	H	R	ER	SO	BB	IBB	HBP	BLK	WP	HR	S	P	ERA	WHIP								
Dick Ruthven, R ERA: 3.55 (1, 1)	5.2	W	23	3	1	1	2	3	1	0	0	0	0	23	39	1.59	1.059								
Sparky Lyle, L ERA: 4.21 (6, 1)	1.1		6	1	0	0	0	1	0	0	0	0	0	5	9	0.00	1.500								
Tug McGraw, L ERA: 1.51 (8, 1)	2.0	S	6	0	0	0	5	0	0	0	0	0	0	16	16	0.00	0.000								

Batter	1	2	3	4	5	6	7	8	9	10	11	AB	R	H	RBI	BB	SO	LOB	TOP							
Pete Rose, S OBP: 0.350, SLG: 0.352 (1, 3)	L4		L7		L6-4 1B 1B		1B 1B		FC4 BB		HR 1B	5	2	3	1	1	0	0								
Bake McBride, L OBP: 0.342, SLG: 0.453 (1, 9)	WP BB		2B 1B		1-2 2-3 1B		1-2 1B		FC4 5-3 1B		F2	5	2	3	0	1	0	2								
Mike Schmidt, R OBP: 0.380, SLG: 0.624 (1, 5)	1-2 BB		1-3 2B		K		1-2 2-3 1B		5-3		HR	5	1	3	2	1	1	4								
Greg Luzinski, R OBP: 0.440, SLG: 0.440 (7, 1)	K				L6-4		1-2 2-3 1B		1BB 1B		FC6-4 1B	4	0	2	2	0	1	5								
Del Unser, L OBP: 0.314, SLG: 0.376 (1, 8)	F8				K		6-3		FC6-4 1B		F8	4	0	1	0	0	1	3								
Keith Moreland, R OBP: 0.351, SLG: 0.440 (1, 2)					FC6-4		E5 1B		FC6-4 1B		FC6-4	4	0	0	0	0	0	2								
Warren Brusstar, R OBP: 0.336, SLG: 0.396 (8, 1)					F9		G6-3 1B		P1		P4	5	0	1	0	0	0	2								
Larry Bowa, S OBP: 0.300, SLG: 0.322 (1, 6)					1B 1B		G6-3		1-2 1B		L3	4	1	1	0	1	0	2								
Larry Christenson, R OBP: 0.458, SLG: 0.529 (7, PH)					1B 1B		6-3		6-3 K		F2	2	0	1	0	0	1	0								
Inning Stats	R: 0 E: 0 K: 1 S: 5	H: 0 LOB: 2 BB: 2 P: 13	R: 0 E: 0 K: 0 S: 3	H: 0 LOB: 0 BB: 0 P: 3	R: 0 E: 0 K: 1 S: 6	H: 2 LOB: 2 BB: 0 P: 6	R: 0 E: 0 K: 1 S: 6	H: 1 LOB: 1 BB: 0 P: 6	R: 1 E: 0 K: 1 S: 7	H: 3 LOB: 2 BB: 1 P: 11	R: 0 E: 0 K: 1 S: 4	H: 1 LOB: 1 BB: 0 P: 4	R: 2 E: 0 K: 0 S: 5	H: 4 LOB: 2 BB: 0 P: 5	R: 0 E: 0 K: 1 S: 7	H: 2 LOB: 2 BB: 0 P: 7	R: 1 E: 0 K: 1 S: 6	H: 1 LOB: 2 BB: 2 P: 14	R: 0 E: 0 K: 0 S: 3	H: 0 LOB: 0 BB: 0 P: 3	R: 2 E: 0 K: 0 S: 6	H: 3 LOB: 1 BB: 0 P: 6	1B: 15 2B: 2 3B: 0 HR: 1	SF: 0 SAC: 0 DP: 2 HBP: 0	WP: 1 PB: 0 SB: 0 CS: 0	PA: 51
PITCHER	IP ERA WLS BF H R ER SO BB IBB HBP BLK WP HR S P ERA WHIP	7.0 2.96 0.2 4 2 0 0 0 0 0 0 0 0 0 0 4 4 3.86 2.000	8.1 3.07 1.1 7 1 1 1 2 1 1 0 0 0 0 0 9 17 6.75 1.500	10.1 3.05 2.0 9 3 2 2 0 0 0 0 0 0 1 9 9 9.00 1.500																						

Philadelphia Phillies @ Montreal Expos
Olympic Stadium, Montreal, QB
Sat Oct 04 1980, 3:33 AM EDT
Att: 50,794 - Unknown

AB 46
R 6
H 17
RBI 6
BB 5
SO 6
LOB 26



Batter	1	2	3	4	5	6	7	8	9	10	11	AB	R	H	RBI	BB	SO	LOB	BOTTOM			
Jerry White, S OBP: 0.351, SLG: 0.421 (1, 7)	P6		HR		BB		SF8			G3 SH1-4 1B		3	1	2	3	1	0	0				
Rodney Scott, S OBP: 0.307, SLG: 0.293 (1, 4)	E4 4-3-2 1B		G4-3 1B		F7		2H 2B			SH1-4		4	0	3	1	0	0	1				
Rowland Office, L OBP: 0.343, SLG: 0.401 (1, 9)	4-3-2 2-H		G4-3 1-2		K		K			G3		5	0	1	0	0	1	5				
Andre Dawson, R OBP: 0.358, SLG: 0.491 (1, 8)		1B S 1B	K		F3		6-3			K		5	0	1	0	0	2	2				
Gary Carter, R OBP: 0.330, SLG: 0.486 (1, 2)		1B BB	K		F9		K			P3		4	0	0	0	1	2	1				
Warren Cromartie, L OBP: 0.346, SLG: 0.432 (1, 3)		F9			F9		4-3			F7		5	0	0	0	0	0	3				
Larry Parrish, R OBP: 0.311, SLG: 0.427 (1, 5)		G6-4-3 1B			K		K			K		5	0	1	0	0	4	0				
Chris Speier, R OBP: 0.350, SLG: 0.328 (1, 6)		G6-4-3 1-2 2-3 1B			F8		E4 S SF8			K		3	0	0	0	0	0	3				
Steve Rogers, R OBP: 0.337, SLG: 0.363 (7, PR)					5-3		1-3 2B BB			F2		0	1	0	0	0	0	0				
Inning Stats	R: 0 E: 1 K: 0 S: 3	H: 1 LOB: 0 BB: 0 P: 3	R: 0 E: 0 K: 0 S: 4	H: 2 LOB: 2 BB: 1 P: 8	R: 2 E: 2 K: 1 S: 6	H: 2 LOB: 0 BB: 1 P: 10	R: 0 E: 0 K: 2 S: 7	H: 0 LOB: 0 BB: 0 P: 7	R: 0 E: 0 K: 0 S: 4	H: 1 LOB: 1 BB: 0 P: 4	R: 2 E: 1 K: 2 S: 9	H: 1 LOB: 2 BB: 1 P: 13	R: 0 E: 0 K: 1 S: 5	H: 0 LOB: 0 BB: 0 P: 5	R: 0 E: 0 K: 1 S: 6	H: 1 LOB: 1 BB: 0 P: 6	R: 0 E: 0 K: 1 S: 5	H: 0 LOB: 0 BB: 0 P: 5	1B: 6 2B: 2 3B: 0 HR: 1	SF: 1 SAC: 1 DP: 3 HBP: 0	WP: 0 PB: 0 SB: 0 CS: 0	PA: 43
PITCHER	IP ERA WLS BF H R ER SO BB IBB HBP BLK WP HR S P ERA WHIP	6.0 4.03 0.1 2 0 1 1 3 3 0 0 0 0 0 1 27 3.00 1.500	7.1 4.05 0.2 4 1 1 0 1 1 0 0 0 0 0 5 9 0.00 3.000	8.1 4.28 1.0 3 0 0 0 1 0 0 0 0 0 0 5 5 0.00 0.000	9.1 3.16 3.0 W 10 1 0 0 4 0 0 0 0 0 18 18 0.00 0.333																	

Philadelphia Phillies @ Montreal Expos
Olympic Stadium, Montreal, QB
Sat Oct 04 1980, 3:33 AM EDT
Att: 50,794 - Unknown

AB 37
R 4
H 8
RBI 4
BB 4
SO 10
LOB 15



Batter	1	2	3	4	5	6	7	8	9	10	AB	R	H	RBI	BB	SO	LOB				
Pete Rose, S OBP: 0.352, SLG: 0.354 (1, 3)	0-0 4-3 1B		0-0 6-3 1B	0-0 1B 1H 2H		0-0 L6			0-0 E4 1B	0-3 K	2	0	2	0	0	0	0				
Tim McCarver, L OBP: 0.333, SLG: 0.400 (3, 3)											3	2	1	2	0	0	1				
Warren Brusstar, R (9, 1)											1	0	0	0	0	1	2				
Luis Aguayo, R OBP: 0.300, SLG: 0.447 (1, 6)	0-0 4-3 1-2		0-0 6-3	0-0 1B 2H				0-0 P4	0-0 1B		5	0	2	1	0	0	2				
Orlando Isales, R OBP: 0.500, SLG: 0.800 (1, 9)	0-0 6-3		0-0 1B	4-0 1B 1-2				0-0 4-3	0-0 F3		4	1	1	1	1	0	3				
George Vukovich, L OBP: 0.297, SLG: 0.276 (6, 1)	0-0 1-3		0-0 1B	0-0 6-3						0-0 6-3	3	0	1	1	0	0	3				
Randy Lerch, L OBP: 0.340, SLG: 0.311 (9, 3)											1	0	0	0	0	0	0				
Greg Gross, L OBP: 0.346, SLG: 0.312 (1, 7)											1	0	0	0	0	0	0				
Ozzie Virgil, R OBP: 0.200, SLG: 0.400 (1, 2)		0-0 3-1	0-0 F8			0-3 K			0-0 P4	0-0 E	5	1	1	0	0	1	1				
Bob Demier, R OBP: 0.625, SLG: 0.571 (1, 8)		0-0 1B		0-0 L6 1B		0-0 F7			0-0 F3	0-0 E6 1B	5	1	2	0	0	0	0				
John Vukovich, R OBP: 0.197, SLG: 0.210 (1, 5)		0-0 6-3		0-0 L6 1-2		0-0 6-3			0-0 L7	0-0 G3 1B	5	0	1	1	0	0	2				
Jay Loviglio, R (1, 4)		0-0 6-3		4-0 1B 2B BB				0-0 F9	0-0 F8	0-0 G3	4	1	0	0	1	0	2				
Mark Davis, L OBP: 0.500, SLG: 0.500 (6, PH)			0-0 F9	0-0 2B 1B				0-0 CS 2B	0-0 5-3	4-0 IBB	2	1	1	0	0	0	0				
Del Unser, L OBP: 0.320, SLG: 0.391 (6, PR)											1	0	1	0	0	0	0				
Lonnie Smith, R OBP: 0.397, SLG: 0.443 (6, 7)											1	0	0	0	1	0	0				
Inning Stats	R: 0 E: 0 K: 0 S: 4	H: 1 LOB: 1 BB: 0 P: 4	R: 0 E: 0 K: 0 S: 4	H: 1 LOB: 1 BB: 0 P: 4	R: 2 E: 0 K: 0 S: 6	H: 3 LOB: 1 BB: 0 P: 6	R: 3 E: 0 K: 0 S: 6	H: 4 LOB: 2 BB: 0 P: 14	R: 0 E: 0 K: 1 S: 5	H: 0 LOB: 0 BB: 0 P: 5	R: 0 E: 0 K: 0 S: 3	H: 1 LOB: 1 BB: 0 P: 3	R: 0 E: 0 K: 0 S: 3	H: 0 LOB: 0 BB: 0 P: 3	R: 0 E: 1 K: 0 S: 5	H: 1 LOB: 2 BB: 0 P: 5	R: 2 E: 1 K: 1 S: 8	H: 2 LOB: 2 BB: 1 P: 12	1B: 10 2B: 3 3B: 0 HR: 0	SF: 0 SAC: 0 DP: 0 HBP: 0	WP: 0 PA: 46
PITCHER	IP 4.0	WLS 22	BF 9	H 5	R 5	ER 5	SO 0	BB 2	IBB 0	HBP 0	BLK 0	WP 0	HR 0	S 20	P 28	ERA 11.25	WHIP 2.750				
Stephen Ratzler, R ERA: 11.25																					
John D'Acquisto, R ERA: 3.39																					
Hal Dues, R ERA: 6.57																					
Charlie Lea, R ERA: 3.72																					

TOP

Philadelphia Phillies @ Montreal Expos
Olympic Stadium, Montreal, QB

Sun Oct 05 1980, 3:33 AM EDT
Att: 30,104 - Unknown

AB	43
R	7
H	13
RBI	6
BB	3
SO	2
LOB	16

Batter	1	2	3	4	5	6	7	8	9	10	AB	R	H	RBI	BB	SO	LOB				
Jerry White, S OBP: 0.351, SLG: 0.430 (1, 9)	0-0 F8	0-0 P6		0-3 K		4-0 1B BB		0-0 F8		0-0 HR	5	1	1	3	1	1	4				
Tony Bernazard, S OBP: 0.289, SLG: 0.395 (1, 4)	4-0 4-3 2B BB		0-0 1B	4-3		0-0 1B		0-0 1-3			4	1	2	2	1	0	4				
Warren Cromartie, L OBP: 0.345, SLG: 0.430 (1, 3)	0-0 4-3		0-0 F5			0-0 L8		0-0 6-3		0-0 L7	2	0	0	0	0	0	2				
Tim Raines, S OBP: 0.289, SLG: 0.050 (4, 7)	1-3 4-3		1-2 F5								3	0	0	0	0	0	2				
Andre Dawson, R OBP: 0.358, SLG: 0.492 (1, 8)	0-0 1B		0-0 6-3			0-3 K		0-0 F3		0-0 L7	3	1	1	1	0	1	1				
Bob Pate, R OBP: 0.295, SLG: 0.308 (6, 9)	0-0 1B 2B		0-0 K			0-3 K		0-0 5-3		0-0 L7	2	0	0	0	0	0	0				
Tim Wallach, R OBP: 0.250, SLG: 0.455 (1, 7)	0-0 1B		0-3 K			0-3 K		0-0 5-3		0-0 L7	5	0	1	1	0	2	1				
Brad Mills, L OBP: 0.348, SLG: 0.317 (1, 5)	0-0 1B			4-0 BB BB		0-0 P4		0-0 S		0-0 L4	3	0	2	0	1	0	0				
Rodney Scott, S OBP: 0.307, SLG: 0.293 (7, PR)	0-0 1B			BB BB		0-0 P4		0-0 S		0-0 L4	0	0	0	0	0	0	0				
Ken Macha, R OBP: 0.361, SLG: 0.383 (8, 5)	1-2 1B			BB BB		0-0 P4		0-0 S		0-0 L4	1	0	0	0	0	0	0				
Ken Macha, R OBP: 0.361, SLG: 0.383 (9, 2)	0-0 1B			BB BB		0-0 P4		0-0 S		0-0 L4	0	0	0	0	0	0	0				
Jerry Manuel, S (1, 6)	0-0 L9		0-0 F7			0-0 F8		0-0 5-3		0-0 6-3	4	0	0	0	0	0	4				
Tom Hutton, L OBP: 0.267, SLG: 0.255 (10, PH)											1	0	0	0	0	0	0				
Bobby Ramos, R OBP: 0.270, SLG: 0.219 (1, 2)		0-0 P4		4-0 BB BB		0-0 P4		0-0 S		0-0 1B HR	3	1	2	0	1	0	0				
Ron LeFlore, R OBP: 0.337, SLG: 0.363 (8, PR)				1-2 BB		0-0 1B 2B		0-0 S SF8		0-0 1B HR	0	1	0	0	0	0	0				
Chris Speier, R OBP: 0.351, SLG: 0.330 (9, 5)				1-2 BB		0-0 1B BB		0-0 S SF8		0-0 1B HR	1	1	1	0	0	0	0				
Stephen Ratzler, R OBP: 0.311, SLG: 0.480 (4, PH)		0-0 6-3		4-0 BB BB		4-0 1B BB		0-0 S SF8		0-0 1B HR	1	0	0	0	0	0	0				
Gary Carter, R OBP: 0.311, SLG: 0.480 (5, 1)				1-2 BB		4-0 1B BB		0-0 S SF8		0-0 1B HR	0	0	0	0	0	0	0				
John Tamargo, S OBP: 0.302, SLG: 0.302 (8, PH)				1-2 BB		4-0 1B BB		0-0 S SF8		0-0 1B HR	0	0	0	0	0	0	0				
Hal Dues, R OBP: 0.302, SLG: 0.302 (7, 1)				1-2 BB		4-0 1B BB		0-0 S SF8		0-0 1B HR	0	0	0	0	0	0	0				
Larry Parrish, R OBP: 0.302, SLG: 0.302 (8, PH)				1-2 BB		4-0 1B BB		0-0 S SF8		0-0 1B HR	0	0	0	0	0	0	0				
Charlie Lea, R OBP: 0.302, SLG: 0.302 (9, 1)				1-2 BB		4-0 1B BB		0-0 S SF8		0-0 1B HR	0	0	0	0	0	0	0				
Willie Montañez OBP: 0.302, SLG: 0.302 (10, PH)				1-2 BB		4-0 1B BB		0-0 S SF8		0-0 1B HR	1	1	1	0	0	0	0				
Inning Stats	R: 2 E: 0 K: 0 S: 6	H: 3 LOB: 2 BB: 1 P: 10	R: 0 E: 0 K: 0 S: 3	H: 0 LOB: 0 BB: 0 P: 3	R: 0 E: 0 K: 1 S: 6	H: 1 LOB: 1 BB: 0 P: 6	R: 0 E: 0 K: 1 S: 5	H: 0 LOB: 3 BB: 3 P: 17	R: 0 E: 0 K: 0 S: 5	H: 2 LOB: 2 BB: 2 P: 13	R: 0 E: 0 K: 0 S: 4	H: 1 LOB: 2 BB: 0 P: 4	R: 1 E: 0 K: 0 S: 4	H: 1 LOB: 1 BB: 0 P: 4	R: 0 E: 0 K: 0 S: 3	H: 0 LOB: 0 BB: 0 P: 3	R: 3 E: 0 K: 0 S: 5	H: 3 LOB: 3 BB: 0 P: 5	1B: 8 2B: 2 3B: 0 HR: 1	SF: 1 SAC: 0 DP: 0 HBP: 0	WP: 0 PA: 46
PITCHER	IP 5.0	WLS 23	BF 4	H 2	R 2	ER 2	SO 4	BB 2	IBB 0	HBP 0	BLK 0	WP 0	HR 0	S 27	P 43	ERA 3.60	WHIP 1.600				
Mark Davis, L ERA: 2.57																					
Randy Lerch, L ERA: 5.16																					
Warren Brusstar, R ERA: 3.72																					

BOTTOM

Philadelphia Phillies @ Montreal Expos
Olympic Stadium, Montreal, QB

Sun Oct 05 1980, 3:33 AM EDT
Att: 30,104 - Unknown

AB	39
R	8
H	11
RBI	8
BB	6
SO	4
LOB	18